



Full wwPDB EM Validation Report ⓘ

Feb 19, 2025 – 08:17 PM JST

PDB ID : 8ZY7
EMDB ID : EMD-60558
Title : Sarbecovirus HeB2013 Spike Trimer in a Locked Conformation
Authors : Wang, J.; Xiong, X.
Deposited on : 2024-06-16
Resolution : 3.45 Å(reported)

This is a Full wwPDB EM Validation Report for a publicly released PDB entry.

We welcome your comments at validation@mail.wwpdb.org

A user guide is available at

<https://www.wwpdb.org/validation/2017/EMValidationReportHelp>

with specific help available everywhere you see the ⓘ symbol.

The types of validation reports are described at

<http://www.wwpdb.org/validation/2017/FAQs#types>.

The following versions of software and data (see [references ⓘ](#)) were used in the production of this report:

EMDB validation analysis : **FAILED**
Mogul : 1.8.5 (274361), CSD as541be (2020)
MolProbity : 4.02b-467
buster-report : 1.1.7 (2018)
Percentile statistics : 20231227.v01 (using entries in the PDB archive December 27th 2023)
MapQ : **FAILED**
Ideal geometry (proteins) : Engh & Huber (2001)
Ideal geometry (DNA, RNA) : Parkinson et al. (1996)
Validation Pipeline (wwPDB-VP) : 2.41.2

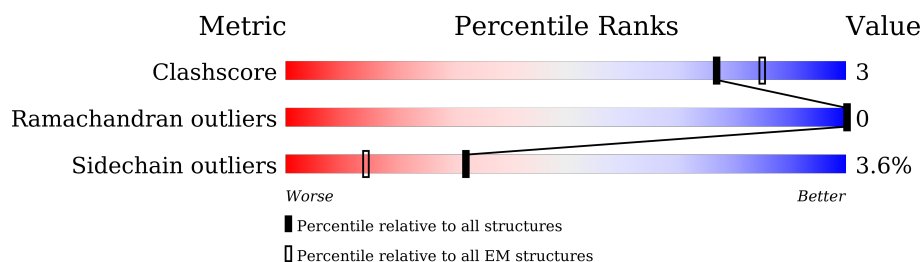
1 Overall quality at a glance

The following experimental techniques were used to determine the structure:

ELECTRON MICROSCOPY

The reported resolution of this entry is 3.45 Å.

Percentile scores (ranging between 0-100) for global validation metrics of the entry are shown in the following graphic. The table shows the number of entries on which the scores are based.



Metric	Whole archive (#Entries)	EM structures (#Entries)
Clashscore	210492	15764
Ramachandran outliers	207382	16835
Sidechain outliers	206894	16415

The table below summarises the geometric issues observed across the polymeric chains and their fit to the map. The red, orange, yellow and green segments of the bar indicate the fraction of residues that contain outliers for ≥ 3 , 2, 1 and 0 types of geometric quality criteria respectively. A grey segment represents the fraction of residues that are not modelled. The numeric value for each fraction is indicated below the corresponding segment, with a dot representing fractions $\leq 5\%$

Mol	Chain	Length	Quality of chain
1	A	1255	76% 9% 15%
1	B	1255	76% 8% 15%
1	C	1255	77% 8% 15%
2	D	2	50% 50%
2	E	2	50% 50%
2	F	2	100%
2	G	2	100%
2	H	2	100%
2	I	2	50% 50%

Continued on next page...

Continued from previous page...

Mol	Chain	Length	Quality of chain
2	J	2	 100%
2	K	2	 50% 50%
2	L	2	 50% 50%
2	M	2	 100%
2	N	2	 100%
2	O	2	 50% 50%
2	P	2	 50% 50%
2	Q	2	 100%
2	R	2	 100%
2	S	2	 100%
2	T	2	 100%
2	U	2	 50% 50%

2 Entry composition

There are 3 unique types of molecules in this entry. The entry contains 25890 atoms, of which 0 are hydrogens and 0 are deuteriums.

In the tables below, the AltConf column contains the number of residues with at least one atom in alternate conformation and the Trace column contains the number of residues modelled with at most 2 atoms.

- Molecule 1 is a protein called Spike glycoprotein.

Mol	Chain	Residues	Atoms					AltConf	Trace
1	A	1065	Total	C	N	O	S	0	0
			8306	5294	1376	1594	42		
1	B	1065	Total	C	N	O	S	0	0
			8309	5295	1377	1595	42		
1	C	1065	Total	C	N	O	S	0	0
			8309	5295	1377	1595	42		

There are 246 discrepancies between the modelled and reference sequences:

Chain	Residue	Modelled	Actual	Comment	Reference
A	29	ILE	THR	conflict	UNP A0A0U1WHK9
A	612	PRO	SER	conflict	UNP A0A0U1WHK9
A	1069	PHE	SER	conflict	UNP A0A0U1WHK9
A	1177	GLY	-	expression tag	UNP A0A0U1WHK9
A	1178	SER	-	expression tag	UNP A0A0U1WHK9
A	1179	GLY	-	expression tag	UNP A0A0U1WHK9
A	1180	TYR	-	expression tag	UNP A0A0U1WHK9
A	1181	ILE	-	expression tag	UNP A0A0U1WHK9
A	1182	PRO	-	expression tag	UNP A0A0U1WHK9
A	1183	GLU	-	expression tag	UNP A0A0U1WHK9
A	1184	ALA	-	expression tag	UNP A0A0U1WHK9
A	1185	PRO	-	expression tag	UNP A0A0U1WHK9
A	1186	ARG	-	expression tag	UNP A0A0U1WHK9
A	1187	ASP	-	expression tag	UNP A0A0U1WHK9
A	1188	GLY	-	expression tag	UNP A0A0U1WHK9
A	1189	GLN	-	expression tag	UNP A0A0U1WHK9
A	1190	ALA	-	expression tag	UNP A0A0U1WHK9
A	1191	TYR	-	expression tag	UNP A0A0U1WHK9
A	1192	VAL	-	expression tag	UNP A0A0U1WHK9
A	1193	ARG	-	expression tag	UNP A0A0U1WHK9
A	1194	LYS	-	expression tag	UNP A0A0U1WHK9
A	1195	ASP	-	expression tag	UNP A0A0U1WHK9
A	1196	GLY	-	expression tag	UNP A0A0U1WHK9
A	1197	GLU	-	expression tag	UNP A0A0U1WHK9

Continued on next page...

Continued from previous page...

Chain	Residue	Modelled	Actual	Comment	Reference
A	1198	TRP	-	expression tag	UNP A0A0U1WHK9
A	1199	VAL	-	expression tag	UNP A0A0U1WHK9
A	1200	LEU	-	expression tag	UNP A0A0U1WHK9
A	1201	LEU	-	expression tag	UNP A0A0U1WHK9
A	1202	SER	-	expression tag	UNP A0A0U1WHK9
A	1203	THR	-	expression tag	UNP A0A0U1WHK9
A	1204	PHE	-	expression tag	UNP A0A0U1WHK9
A	1205	LEU	-	expression tag	UNP A0A0U1WHK9
A	1206	LEU	-	expression tag	UNP A0A0U1WHK9
A	1207	GLU	-	expression tag	UNP A0A0U1WHK9
A	1208	VAL	-	expression tag	UNP A0A0U1WHK9
A	1209	LEU	-	expression tag	UNP A0A0U1WHK9
A	1210	PHE	-	expression tag	UNP A0A0U1WHK9
A	1211	GLN	-	expression tag	UNP A0A0U1WHK9
A	1212	GLY	-	expression tag	UNP A0A0U1WHK9
A	1213	PRO	-	expression tag	UNP A0A0U1WHK9
A	1214	GLY	-	expression tag	UNP A0A0U1WHK9
A	1215	HIS	-	expression tag	UNP A0A0U1WHK9
A	1216	HIS	-	expression tag	UNP A0A0U1WHK9
A	1217	HIS	-	expression tag	UNP A0A0U1WHK9
A	1218	HIS	-	expression tag	UNP A0A0U1WHK9
A	1219	HIS	-	expression tag	UNP A0A0U1WHK9
A	1220	HIS	-	expression tag	UNP A0A0U1WHK9
A	1221	HIS	-	expression tag	UNP A0A0U1WHK9
A	1222	HIS	-	expression tag	UNP A0A0U1WHK9
A	1223	SER	-	expression tag	UNP A0A0U1WHK9
A	1224	ALA	-	expression tag	UNP A0A0U1WHK9
A	1225	TRP	-	expression tag	UNP A0A0U1WHK9
A	1226	SER	-	expression tag	UNP A0A0U1WHK9
A	1227	HIS	-	expression tag	UNP A0A0U1WHK9
A	1228	PRO	-	expression tag	UNP A0A0U1WHK9
A	1229	GLN	-	expression tag	UNP A0A0U1WHK9
A	1230	PHE	-	expression tag	UNP A0A0U1WHK9
A	1231	GLU	-	expression tag	UNP A0A0U1WHK9
A	1232	LYS	-	expression tag	UNP A0A0U1WHK9
A	1233	GLY	-	expression tag	UNP A0A0U1WHK9
A	1234	GLY	-	expression tag	UNP A0A0U1WHK9
A	1235	GLY	-	expression tag	UNP A0A0U1WHK9
A	1236	SER	-	expression tag	UNP A0A0U1WHK9
A	1237	GLY	-	expression tag	UNP A0A0U1WHK9
A	1238	GLY	-	expression tag	UNP A0A0U1WHK9
A	1239	GLY	-	expression tag	UNP A0A0U1WHK9

Continued on next page...

Continued from previous page...

Chain	Residue	Modelled	Actual	Comment	Reference
A	1240	GLY	-	expression tag	UNP A0A0U1WHK9
A	1241	SER	-	expression tag	UNP A0A0U1WHK9
A	1242	GLY	-	expression tag	UNP A0A0U1WHK9
A	1243	GLY	-	expression tag	UNP A0A0U1WHK9
A	1244	SER	-	expression tag	UNP A0A0U1WHK9
A	1245	ALA	-	expression tag	UNP A0A0U1WHK9
A	1246	TRP	-	expression tag	UNP A0A0U1WHK9
A	1247	SER	-	expression tag	UNP A0A0U1WHK9
A	1248	HIS	-	expression tag	UNP A0A0U1WHK9
A	1249	PRO	-	expression tag	UNP A0A0U1WHK9
A	1250	GLN	-	expression tag	UNP A0A0U1WHK9
A	1251	PHE	-	expression tag	UNP A0A0U1WHK9
A	1252	GLU	-	expression tag	UNP A0A0U1WHK9
A	1253	LYS	-	expression tag	UNP A0A0U1WHK9
A	1254	SER	-	expression tag	UNP A0A0U1WHK9
A	1255	ALA	-	expression tag	UNP A0A0U1WHK9
B	29	ILE	THR	conflict	UNP A0A0U1WHK9
B	612	PRO	SER	conflict	UNP A0A0U1WHK9
B	1069	PHE	SER	conflict	UNP A0A0U1WHK9
B	1177	GLY	-	expression tag	UNP A0A0U1WHK9
B	1178	SER	-	expression tag	UNP A0A0U1WHK9
B	1179	GLY	-	expression tag	UNP A0A0U1WHK9
B	1180	TYR	-	expression tag	UNP A0A0U1WHK9
B	1181	ILE	-	expression tag	UNP A0A0U1WHK9
B	1182	PRO	-	expression tag	UNP A0A0U1WHK9
B	1183	GLU	-	expression tag	UNP A0A0U1WHK9
B	1184	ALA	-	expression tag	UNP A0A0U1WHK9
B	1185	PRO	-	expression tag	UNP A0A0U1WHK9
B	1186	ARG	-	expression tag	UNP A0A0U1WHK9
B	1187	ASP	-	expression tag	UNP A0A0U1WHK9
B	1188	GLY	-	expression tag	UNP A0A0U1WHK9
B	1189	GLN	-	expression tag	UNP A0A0U1WHK9
B	1190	ALA	-	expression tag	UNP A0A0U1WHK9
B	1191	TYR	-	expression tag	UNP A0A0U1WHK9
B	1192	VAL	-	expression tag	UNP A0A0U1WHK9
B	1193	ARG	-	expression tag	UNP A0A0U1WHK9
B	1194	LYS	-	expression tag	UNP A0A0U1WHK9
B	1195	ASP	-	expression tag	UNP A0A0U1WHK9
B	1196	GLY	-	expression tag	UNP A0A0U1WHK9
B	1197	GLU	-	expression tag	UNP A0A0U1WHK9
B	1198	TRP	-	expression tag	UNP A0A0U1WHK9
B	1199	VAL	-	expression tag	UNP A0A0U1WHK9

Continued on next page...

Continued from previous page...

Chain	Residue	Modelled	Actual	Comment	Reference
B	1200	LEU	-	expression tag	UNP A0A0U1WHK9
B	1201	LEU	-	expression tag	UNP A0A0U1WHK9
B	1202	SER	-	expression tag	UNP A0A0U1WHK9
B	1203	THR	-	expression tag	UNP A0A0U1WHK9
B	1204	PHE	-	expression tag	UNP A0A0U1WHK9
B	1205	LEU	-	expression tag	UNP A0A0U1WHK9
B	1206	LEU	-	expression tag	UNP A0A0U1WHK9
B	1207	GLU	-	expression tag	UNP A0A0U1WHK9
B	1208	VAL	-	expression tag	UNP A0A0U1WHK9
B	1209	LEU	-	expression tag	UNP A0A0U1WHK9
B	1210	PHE	-	expression tag	UNP A0A0U1WHK9
B	1211	GLN	-	expression tag	UNP A0A0U1WHK9
B	1212	GLY	-	expression tag	UNP A0A0U1WHK9
B	1213	PRO	-	expression tag	UNP A0A0U1WHK9
B	1214	GLY	-	expression tag	UNP A0A0U1WHK9
B	1215	HIS	-	expression tag	UNP A0A0U1WHK9
B	1216	HIS	-	expression tag	UNP A0A0U1WHK9
B	1217	HIS	-	expression tag	UNP A0A0U1WHK9
B	1218	HIS	-	expression tag	UNP A0A0U1WHK9
B	1219	HIS	-	expression tag	UNP A0A0U1WHK9
B	1220	HIS	-	expression tag	UNP A0A0U1WHK9
B	1221	HIS	-	expression tag	UNP A0A0U1WHK9
B	1222	HIS	-	expression tag	UNP A0A0U1WHK9
B	1223	SER	-	expression tag	UNP A0A0U1WHK9
B	1224	ALA	-	expression tag	UNP A0A0U1WHK9
B	1225	TRP	-	expression tag	UNP A0A0U1WHK9
B	1226	SER	-	expression tag	UNP A0A0U1WHK9
B	1227	HIS	-	expression tag	UNP A0A0U1WHK9
B	1228	PRO	-	expression tag	UNP A0A0U1WHK9
B	1229	GLN	-	expression tag	UNP A0A0U1WHK9
B	1230	PHE	-	expression tag	UNP A0A0U1WHK9
B	1231	GLU	-	expression tag	UNP A0A0U1WHK9
B	1232	LYS	-	expression tag	UNP A0A0U1WHK9
B	1233	GLY	-	expression tag	UNP A0A0U1WHK9
B	1234	GLY	-	expression tag	UNP A0A0U1WHK9
B	1235	GLY	-	expression tag	UNP A0A0U1WHK9
B	1236	SER	-	expression tag	UNP A0A0U1WHK9
B	1237	GLY	-	expression tag	UNP A0A0U1WHK9
B	1238	GLY	-	expression tag	UNP A0A0U1WHK9
B	1239	GLY	-	expression tag	UNP A0A0U1WHK9
B	1240	GLY	-	expression tag	UNP A0A0U1WHK9
B	1241	SER	-	expression tag	UNP A0A0U1WHK9

Continued on next page...

Continued from previous page...

Chain	Residue	Modelled	Actual	Comment	Reference
B	1242	GLY	-	expression tag	UNP A0A0U1WHK9
B	1243	GLY	-	expression tag	UNP A0A0U1WHK9
B	1244	SER	-	expression tag	UNP A0A0U1WHK9
B	1245	ALA	-	expression tag	UNP A0A0U1WHK9
B	1246	TRP	-	expression tag	UNP A0A0U1WHK9
B	1247	SER	-	expression tag	UNP A0A0U1WHK9
B	1248	HIS	-	expression tag	UNP A0A0U1WHK9
B	1249	PRO	-	expression tag	UNP A0A0U1WHK9
B	1250	GLN	-	expression tag	UNP A0A0U1WHK9
B	1251	PHE	-	expression tag	UNP A0A0U1WHK9
B	1252	GLU	-	expression tag	UNP A0A0U1WHK9
B	1253	LYS	-	expression tag	UNP A0A0U1WHK9
B	1254	SER	-	expression tag	UNP A0A0U1WHK9
B	1255	ALA	-	expression tag	UNP A0A0U1WHK9
C	29	ILE	THR	conflict	UNP A0A0U1WHK9
C	612	PRO	SER	conflict	UNP A0A0U1WHK9
C	1069	PHE	SER	conflict	UNP A0A0U1WHK9
C	1177	GLY	-	expression tag	UNP A0A0U1WHK9
C	1178	SER	-	expression tag	UNP A0A0U1WHK9
C	1179	GLY	-	expression tag	UNP A0A0U1WHK9
C	1180	TYR	-	expression tag	UNP A0A0U1WHK9
C	1181	ILE	-	expression tag	UNP A0A0U1WHK9
C	1182	PRO	-	expression tag	UNP A0A0U1WHK9
C	1183	GLU	-	expression tag	UNP A0A0U1WHK9
C	1184	ALA	-	expression tag	UNP A0A0U1WHK9
C	1185	PRO	-	expression tag	UNP A0A0U1WHK9
C	1186	ARG	-	expression tag	UNP A0A0U1WHK9
C	1187	ASP	-	expression tag	UNP A0A0U1WHK9
C	1188	GLY	-	expression tag	UNP A0A0U1WHK9
C	1189	GLN	-	expression tag	UNP A0A0U1WHK9
C	1190	ALA	-	expression tag	UNP A0A0U1WHK9
C	1191	TYR	-	expression tag	UNP A0A0U1WHK9
C	1192	VAL	-	expression tag	UNP A0A0U1WHK9
C	1193	ARG	-	expression tag	UNP A0A0U1WHK9
C	1194	LYS	-	expression tag	UNP A0A0U1WHK9
C	1195	ASP	-	expression tag	UNP A0A0U1WHK9
C	1196	GLY	-	expression tag	UNP A0A0U1WHK9
C	1197	GLU	-	expression tag	UNP A0A0U1WHK9
C	1198	TRP	-	expression tag	UNP A0A0U1WHK9
C	1199	VAL	-	expression tag	UNP A0A0U1WHK9
C	1200	LEU	-	expression tag	UNP A0A0U1WHK9
C	1201	LEU	-	expression tag	UNP A0A0U1WHK9

Continued on next page...

Continued from previous page...

Chain	Residue	Modelled	Actual	Comment	Reference
C	1202	SER	-	expression tag	UNP A0A0U1WHK9
C	1203	THR	-	expression tag	UNP A0A0U1WHK9
C	1204	PHE	-	expression tag	UNP A0A0U1WHK9
C	1205	LEU	-	expression tag	UNP A0A0U1WHK9
C	1206	LEU	-	expression tag	UNP A0A0U1WHK9
C	1207	GLU	-	expression tag	UNP A0A0U1WHK9
C	1208	VAL	-	expression tag	UNP A0A0U1WHK9
C	1209	LEU	-	expression tag	UNP A0A0U1WHK9
C	1210	PHE	-	expression tag	UNP A0A0U1WHK9
C	1211	GLN	-	expression tag	UNP A0A0U1WHK9
C	1212	GLY	-	expression tag	UNP A0A0U1WHK9
C	1213	PRO	-	expression tag	UNP A0A0U1WHK9
C	1214	GLY	-	expression tag	UNP A0A0U1WHK9
C	1215	HIS	-	expression tag	UNP A0A0U1WHK9
C	1216	HIS	-	expression tag	UNP A0A0U1WHK9
C	1217	HIS	-	expression tag	UNP A0A0U1WHK9
C	1218	HIS	-	expression tag	UNP A0A0U1WHK9
C	1219	HIS	-	expression tag	UNP A0A0U1WHK9
C	1220	HIS	-	expression tag	UNP A0A0U1WHK9
C	1221	HIS	-	expression tag	UNP A0A0U1WHK9
C	1222	HIS	-	expression tag	UNP A0A0U1WHK9
C	1223	SER	-	expression tag	UNP A0A0U1WHK9
C	1224	ALA	-	expression tag	UNP A0A0U1WHK9
C	1225	TRP	-	expression tag	UNP A0A0U1WHK9
C	1226	SER	-	expression tag	UNP A0A0U1WHK9
C	1227	HIS	-	expression tag	UNP A0A0U1WHK9
C	1228	PRO	-	expression tag	UNP A0A0U1WHK9
C	1229	GLN	-	expression tag	UNP A0A0U1WHK9
C	1230	PHE	-	expression tag	UNP A0A0U1WHK9
C	1231	GLU	-	expression tag	UNP A0A0U1WHK9
C	1232	LYS	-	expression tag	UNP A0A0U1WHK9
C	1233	GLY	-	expression tag	UNP A0A0U1WHK9
C	1234	GLY	-	expression tag	UNP A0A0U1WHK9
C	1235	GLY	-	expression tag	UNP A0A0U1WHK9
C	1236	SER	-	expression tag	UNP A0A0U1WHK9
C	1237	GLY	-	expression tag	UNP A0A0U1WHK9
C	1238	GLY	-	expression tag	UNP A0A0U1WHK9
C	1239	GLY	-	expression tag	UNP A0A0U1WHK9
C	1240	GLY	-	expression tag	UNP A0A0U1WHK9
C	1241	SER	-	expression tag	UNP A0A0U1WHK9
C	1242	GLY	-	expression tag	UNP A0A0U1WHK9
C	1243	GLY	-	expression tag	UNP A0A0U1WHK9

Continued on next page...

Continued from previous page...

Chain	Residue	Modelled	Actual	Comment	Reference
C	1244	SER	-	expression tag	UNP A0A0U1WHK9
C	1245	ALA	-	expression tag	UNP A0A0U1WHK9
C	1246	TRP	-	expression tag	UNP A0A0U1WHK9
C	1247	SER	-	expression tag	UNP A0A0U1WHK9
C	1248	HIS	-	expression tag	UNP A0A0U1WHK9
C	1249	PRO	-	expression tag	UNP A0A0U1WHK9
C	1250	GLN	-	expression tag	UNP A0A0U1WHK9
C	1251	PHE	-	expression tag	UNP A0A0U1WHK9
C	1252	GLU	-	expression tag	UNP A0A0U1WHK9
C	1253	LYS	-	expression tag	UNP A0A0U1WHK9
C	1254	SER	-	expression tag	UNP A0A0U1WHK9
C	1255	ALA	-	expression tag	UNP A0A0U1WHK9

- Molecule 2 is an oligosaccharide called 2-acetamido-2-deoxy-beta-D-glucopyranose-(1-4)-2-acetamido-2-deoxy-beta-D-glucopyranose.



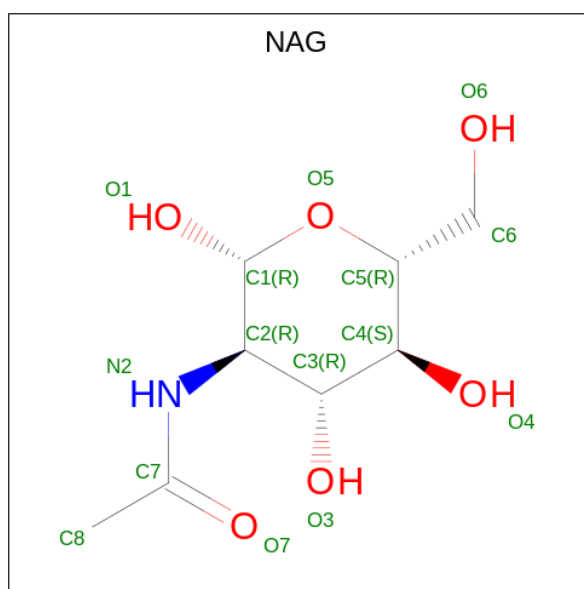
Mol	Chain	Residues	Atoms				AltConf	Trace
2	D	2	Total	C	N	O	0	0
			28	16	2	10		
2	E	2	Total	C	N	O	0	0
			28	16	2	10		
2	F	2	Total	C	N	O	0	0
			28	16	2	10		
2	G	2	Total	C	N	O	0	0
			28	16	2	10		
2	H	2	Total	C	N	O	0	0
			28	16	2	10		
2	I	2	Total	C	N	O	0	0
			28	16	2	10		
2	J	2	Total	C	N	O	0	0
			28	16	2	10		
2	K	2	Total	C	N	O	0	0
			28	16	2	10		
2	L	2	Total	C	N	O	0	0
			28	16	2	10		
2	M	2	Total	C	N	O	0	0
			28	16	2	10		

Continued on next page...

Continued from previous page...

Mol	Chain	Residues	Atoms				AltConf	Trace
2	N	2	Total	C	N	O	0	0
			28	16	2	10		
2	O	2	Total	C	N	O	0	0
			28	16	2	10		
2	P	2	Total	C	N	O	0	0
			28	16	2	10		
2	Q	2	Total	C	N	O	0	0
			28	16	2	10		
2	R	2	Total	C	N	O	0	0
			28	16	2	10		
2	S	2	Total	C	N	O	0	0
			28	16	2	10		
2	T	2	Total	C	N	O	0	0
			28	16	2	10		
2	U	2	Total	C	N	O	0	0
			28	16	2	10		

- Molecule 3 is 2-acetamido-2-deoxy-beta-D-glucopyranose (three-letter code: NAG) (formula: $C_8H_{15}NO_6$) (labeled as "Ligand of Interest" by depositor).



Mol	Chain	Residues	Atoms				AltConf
3	A	1	Total	C	N	O	0
			14	8	1	5	
3	A	1	Total	C	N	O	0
			14	8	1	5	
3	A	1	Total	C	N	O	0
			14	8	1	5	

Continued on next page...

Continued from previous page...

Mol	Chain	Residues	Atoms				AltConf
3	A	1	Total	C	N	O	0
			14	8	1	5	
3	A	1	Total	C	N	O	0
			14	8	1	5	
3	A	1	Total	C	N	O	0
			14	8	1	5	
3	A	1	Total	C	N	O	0
			14	8	1	5	
3	A	1	Total	C	N	O	0
			14	8	1	5	
3	A	1	Total	C	N	O	0
			14	8	1	5	
3	A	1	Total	C	N	O	0
			14	8	1	5	
3	B	1	Total	C	N	O	0
			14	8	1	5	
3	B	1	Total	C	N	O	0
			14	8	1	5	
3	B	1	Total	C	N	O	0
			14	8	1	5	
3	B	1	Total	C	N	O	0
			14	8	1	5	
3	B	1	Total	C	N	O	0
			14	8	1	5	
3	B	1	Total	C	N	O	0
			14	8	1	5	
3	B	1	Total	C	N	O	0
			14	8	1	5	
3	B	1	Total	C	N	O	0
			14	8	1	5	
3	B	1	Total	C	N	O	0
			14	8	1	5	
3	C	1	Total	C	N	O	0
			14	8	1	5	
3	C	1	Total	C	N	O	0
			14	8	1	5	

Continued on next page...

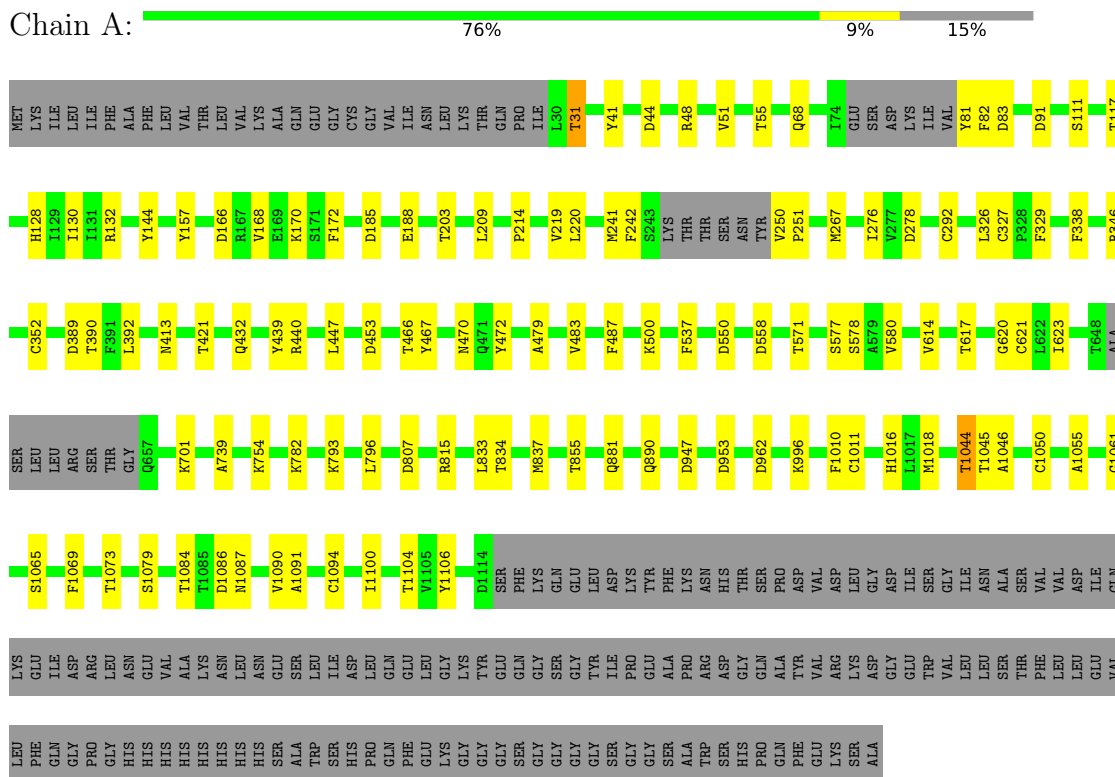
Continued from previous page...

Mol	Chain	Residues	Atoms				AltConf
3	C	1	Total	C	N	O	0
			14	8	1	5	
3	C	1	Total	C	N	O	0
			14	8	1	5	
3	C	1	Total	C	N	O	0
			14	8	1	5	
3	C	1	Total	C	N	O	0
			14	8	1	5	
3	C	1	Total	C	N	O	0
			14	8	1	5	
3	C	1	Total	C	N	O	0
			14	8	1	5	
3	C	1	Total	C	N	O	0
			14	8	1	5	
3	C	1	Total	C	N	O	0
			14	8	1	5	

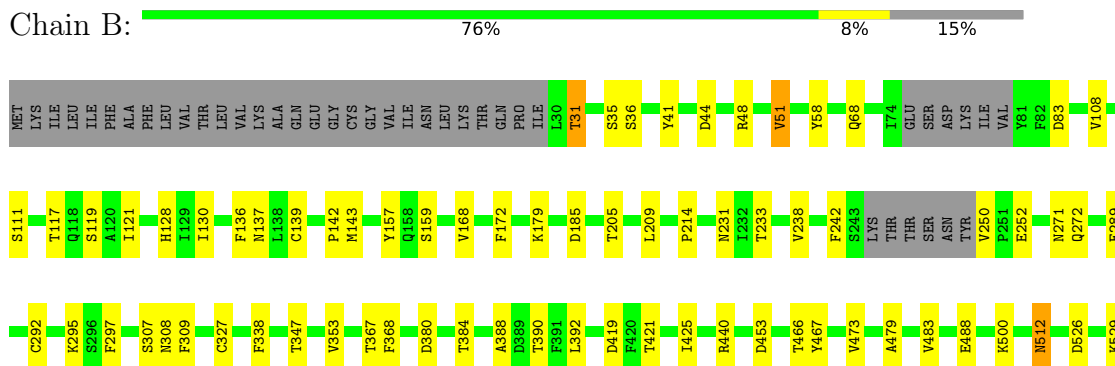
3 Residue-property plots

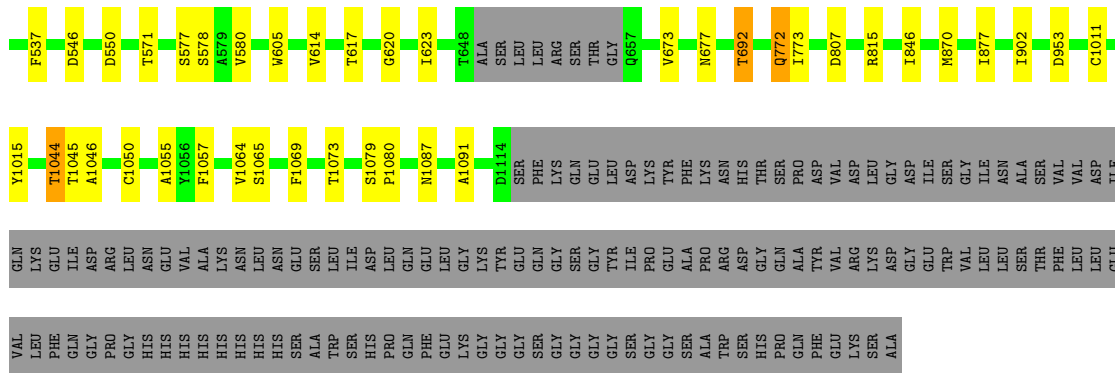
These plots are drawn for all protein, RNA, DNA and oligosaccharide chains in the entry. The first graphic for a chain summarises the proportions of the various outlier classes displayed in the second graphic. The second graphic shows the sequence view annotated by issues in geometry. Residues are color-coded according to the number of geometric quality criteria for which they contain at least one outlier: green = 0, yellow = 1, orange = 2 and red = 3 or more. Stretches of 2 or more consecutive residues without any outlier are shown as a green connector. Residues present in the sample, but not in the model, are shown in grey.

- Molecule 1: Spike glycoprotein

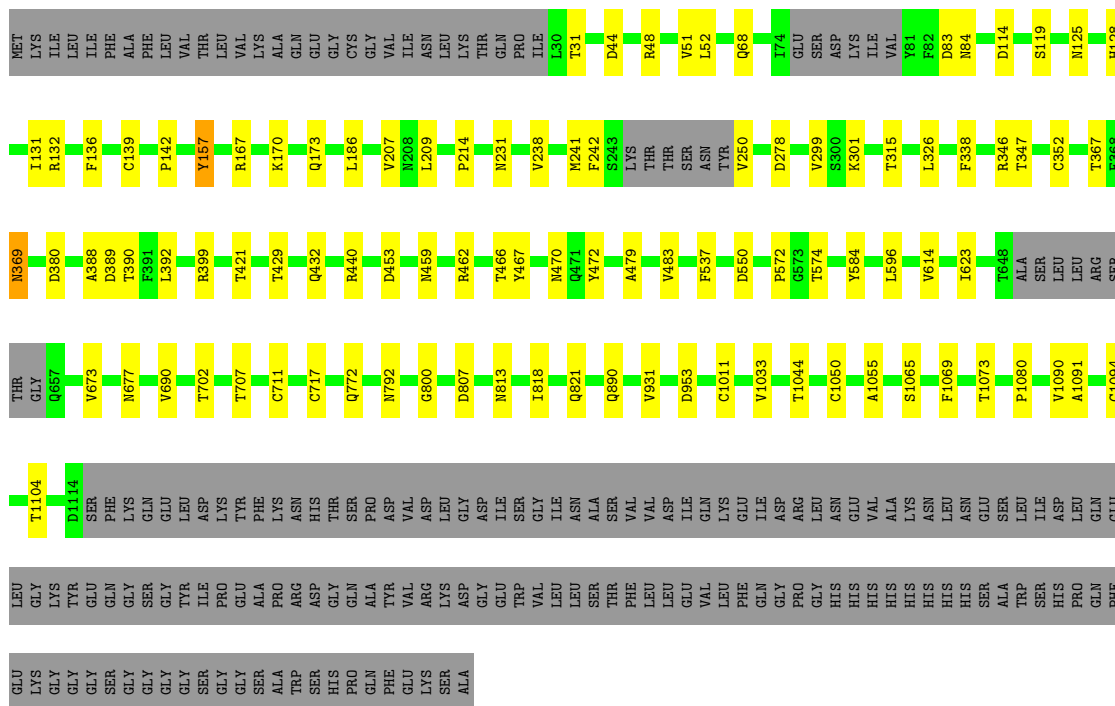
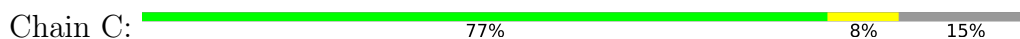


- Molecule 1: Spike glycoprotein





- Molecule 1: Spike glycoprotein



- Molecule 2: 2-acetamido-2-deoxy-beta-D-glucopyranose-(1-4)-2-acetamido-2-deoxy-beta-D-glucopyranose



- Molecule 2: 2-acetamido-2-deoxy-beta-D-glucopyranose-(1-4)-2-acetamido-2-deoxy-beta-D-glucopyranose





- Molecule 2: 2-acetamido-2-deoxy-beta-D-glucopyranose-(1-4)-2-acetamido-2-deoxy-beta-D-glucopyranose

Chain F:  100%



- Molecule 2: 2-acetamido-2-deoxy-beta-D-glucopyranose-(1-4)-2-acetamido-2-deoxy-beta-D-glucopyranose

Chain G:  100%



- Molecule 2: 2-acetamido-2-deoxy-beta-D-glucopyranose-(1-4)-2-acetamido-2-deoxy-beta-D-glucopyranose

Chain H:  100%



- Molecule 2: 2-acetamido-2-deoxy-beta-D-glucopyranose-(1-4)-2-acetamido-2-deoxy-beta-D-glucopyranose

Chain I:  50% 50%



- Molecule 2: 2-acetamido-2-deoxy-beta-D-glucopyranose-(1-4)-2-acetamido-2-deoxy-beta-D-glucopyranose

Chain J:  100%



- Molecule 2: 2-acetamido-2-deoxy-beta-D-glucopyranose-(1-4)-2-acetamido-2-deoxy-beta-D-glucopyranose

Chain K:  50% 50%



- Molecule 2: 2-acetamido-2-deoxy-beta-D-glucopyranose-(1-4)-2-acetamido-2-deoxy-beta-D-glucopyranose

Chain L:  50% 50%



- Molecule 2: 2-acetamido-2-deoxy-beta-D-glucopyranose-(1-4)-2-acetamido-2-deoxy-beta-D-glucopyranose

Chain M:  100%



- Molecule 2: 2-acetamido-2-deoxy-beta-D-glucopyranose-(1-4)-2-acetamido-2-deoxy-beta-D-glucopyranose

Chain N:  100%



- Molecule 2: 2-acetamido-2-deoxy-beta-D-glucopyranose-(1-4)-2-acetamido-2-deoxy-beta-D-glucopyranose

Chain O:  50% 50%



- Molecule 2: 2-acetamido-2-deoxy-beta-D-glucopyranose-(1-4)-2-acetamido-2-deoxy-beta-D-glucopyranose

Chain P:  50% 50%



- Molecule 2: 2-acetamido-2-deoxy-beta-D-glucopyranose-(1-4)-2-acetamido-2-deoxy-beta-D-glucopyranose

Chain Q:  100%



- Molecule 2: 2-acetamido-2-deoxy-beta-D-glucopyranose-(1-4)-2-acetamido-2-deoxy-beta-D-glucopyranose

Chain R:  100%

MAG1
MAG2

- Molecule 2: 2-acetamido-2-deoxy-beta-D-glucopyranose-(1-4)-2-acetamido-2-deoxy-beta-D-glucopyranose

Chain S:  100%

MAG1
MAG2

- Molecule 2: 2-acetamido-2-deoxy-beta-D-glucopyranose-(1-4)-2-acetamido-2-deoxy-beta-D-glucopyranose

Chain T:  100%

MAG1
MAG2

- Molecule 2: 2-acetamido-2-deoxy-beta-D-glucopyranose-(1-4)-2-acetamido-2-deoxy-beta-D-glucopyranose

Chain U:  50% 50%

MAG1
MAG2

4 Experimental information

Property	Value	Source
EM reconstruction method	SINGLE PARTICLE	Depositor
Imposed symmetry	POINT, Not provided	
Number of particles used	125937	Depositor
Resolution determination method	FSC 0.143 CUT-OFF	Depositor
CTF correction method	PHASE FLIPPING AND AMPLITUDE CORRECTION	Depositor
Microscope	FEI TALOS ARCTICA	Depositor
Voltage (kV)	300	Depositor
Electron dose ($e^-/\text{\AA}^2$)	50	Depositor
Minimum defocus (nm)	800	Depositor
Maximum defocus (nm)	2200	Depositor
Magnification	Not provided	
Image detector	GATAN K3 (6k x 4k)	Depositor

5 Model quality [i](#)

5.1 Standard geometry [i](#)

Bond lengths and bond angles in the following residue types are not validated in this section: NAG

The Z score for a bond length (or angle) is the number of standard deviations the observed value is removed from the expected value. A bond length (or angle) with $|Z| > 5$ is considered an outlier worth inspection. RMSZ is the root-mean-square of all Z scores of the bond lengths (or angles).

Mol	Chain	Bond lengths		Bond angles	
		RMSZ	# Z >5	RMSZ	# Z >5
1	A	0.26	0/8492	0.50	0/11557
1	B	0.27	0/8495	0.50	0/11561
1	C	0.26	0/8495	0.49	0/11561
All	All	0.26	0/25482	0.50	0/34679

There are no bond length outliers.

There are no bond angle outliers.

There are no chirality outliers.

There are no planarity outliers.

5.2 Too-close contacts [i](#)

In the following table, the Non-H and H(model) columns list the number of non-hydrogen atoms and hydrogen atoms in the chain respectively. The H(added) column lists the number of hydrogen atoms added and optimized by MolProbity. The Clashes column lists the number of clashes within the asymmetric unit, whereas Symm-Clashes lists symmetry-related clashes.

Mol	Chain	Non-H	H(model)	H(added)	Clashes	Symm-Clashes
1	A	8306	0	8083	51	0
1	B	8309	0	8087	52	0
1	C	8309	0	8088	43	0
2	D	28	0	25	1	0
2	E	28	0	25	0	0
2	F	28	0	25	0	0
2	G	28	0	25	0	0
2	H	28	0	25	0	0
2	I	28	0	25	0	0
2	J	28	0	25	0	0

Continued on next page...

Continued from previous page...

Mol	Chain	Non-H	H(model)	H(added)	Clashes	Symm-Clashes
2	K	28	0	25	0	0
2	L	28	0	25	1	0
2	M	28	0	25	0	0
2	N	28	0	25	0	0
2	O	28	0	25	0	0
2	P	28	0	25	1	0
2	Q	28	0	25	0	0
2	R	28	0	25	0	0
2	S	28	0	25	0	0
2	T	28	0	25	0	0
2	U	28	0	25	0	0
3	A	154	0	143	0	0
3	B	154	0	143	0	0
3	C	154	0	143	0	0
All	All	25890	0	25137	144	0

The all-atom clashscore is defined as the number of clashes found per 1000 atoms (including hydrogen atoms). The all-atom clashscore for this structure is 3.

All (144) close contacts within the same asymmetric unit are listed below, sorted by their clash magnitude.

Atom-1	Atom-2	Interatomic distance (Å)	Clash overlap (Å)
1:C:392:LEU:HD11	1:C:479:ALA:HB1	1.83	0.61
1:A:242:PHE:O	1:A:250:VAL:N	2.36	0.59
1:A:1061:GLY:HA3	1:A:1073:THR:O	2.04	0.58
1:A:881:GLN:HE21	1:B:1057:PHE:HB3	1.69	0.57
1:B:526:ASP:N	1:B:526:ASP:OD1	2.38	0.57
1:A:392:LEU:HD11	1:A:479:ALA:HB1	1.86	0.56
1:B:119:SER:HB2	1:B:136:PHE:HD2	1.70	0.56
1:B:390:THR:HG22	1:B:483:VAL:HG22	1.87	0.56
1:A:241:MET:HG3	1:A:251:PRO:HD3	1.88	0.55
1:C:347:THR:HB	1:C:388:ALA:HB3	1.88	0.54
1:B:35:SER:OG	1:B:36:SER:N	2.40	0.54
1:A:1055:ALA:HB3	1:A:1091:ALA:O	2.07	0.54
1:A:132:ARG:NH1	1:A:157:TYR:OH	2.41	0.54
1:A:440:ARG:NH2	1:A:453:ASP:O	2.41	0.54
1:C:690:VAL:HG22	1:C:1033:VAL:HG22	1.90	0.53
1:B:614:VAL:HG22	1:B:623:ILE:HG12	1.90	0.53
1:B:692:THR:HG23	1:B:902:ILE:HD11	1.91	0.53
1:A:834:THR:OG1	1:A:837:MET:SD	2.66	0.52
1:C:128:HIS:HB3	1:C:170:LYS:HA	1.92	0.52

Continued on next page...

Continued from previous page...

Atom-1	Atom-2	Interatomic distance (Å)	Clash overlap (Å)
1:B:550:ASP:OD1	1:B:550:ASP:N	2.42	0.52
1:C:186:LEU:HD23	1:C:207:VAL:HG11	1.92	0.52
1:C:550:ASP:OD1	1:C:550:ASP:N	2.38	0.52
1:A:807:ASP:OD1	1:A:807:ASP:N	2.38	0.52
1:A:209:LEU:HD11	1:A:214:PRO:HD3	1.90	0.52
1:A:413:ASN:HD21	1:A:439:TYR:HB2	1.74	0.51
1:B:440:ARG:NH2	1:B:453:ASP:O	2.43	0.51
1:C:380:ASP:OD1	1:C:380:ASP:N	2.42	0.51
1:B:1087:ASN:OD1	1:B:1087:ASN:N	2.40	0.51
1:A:947:ASP:OD1	1:A:947:ASP:N	2.41	0.51
1:C:614:VAL:HG22	1:C:623:ILE:HG12	1.92	0.51
1:B:380:ASP:OD1	1:B:380:ASP:N	2.41	0.51
1:B:392:LEU:HD11	1:B:479:ALA:HB1	1.93	0.51
1:C:1055:ALA:HB3	1:C:1091:ALA:O	2.11	0.51
1:B:209:LEU:HD11	1:B:214:PRO:HD3	1.93	0.50
1:A:130:ILE:HG22	1:A:168:VAL:HG22	1.93	0.50
1:A:1045:THR:OG1	1:A:1046:ALA:N	2.44	0.50
1:C:369:ASN:OD1	1:C:369:ASN:N	2.43	0.50
1:A:953:ASP:N	1:A:953:ASP:OD1	2.44	0.50
1:C:432:GLN:NE2	2:P:1:NAG:O7	2.43	0.50
1:A:571:THR:HB	1:A:580:VAL:HG12	1.93	0.50
1:A:1094:CYS:HB2	1:A:1100:ILE:HD13	1.94	0.50
1:A:48:ARG:HB3	1:A:51:VAL:HG11	1.94	0.50
1:A:41:TYR:HB3	1:A:220:LEU:HD12	1.93	0.49
1:C:132:ARG:NH1	1:C:157:TYR:OH	2.45	0.49
1:C:800:GLY:HA3	1:C:818:ILE:HG12	1.93	0.49
1:B:31:THR:HG23	1:B:68:GLN:HB3	1.95	0.49
1:C:114:ASP:N	1:C:114:ASP:OD1	2.46	0.49
1:B:179:LYS:HD2	1:B:252:GLU:HG2	1.95	0.48
1:C:453:ASP:N	1:C:453:ASP:OD1	2.46	0.48
1:A:550:ASP:N	1:A:550:ASP:OD1	2.42	0.48
1:B:130:ILE:HG22	1:B:168:VAL:HG22	1.96	0.48
1:C:83:ASP:N	1:C:83:ASP:OD1	2.45	0.48
1:C:209:LEU:HD11	1:C:214:PRO:HD3	1.96	0.48
1:A:996:LYS:NZ	1:A:1010:PHE:O	2.43	0.48
1:B:108:VAL:HG13	1:B:121:ILE:HG22	1.95	0.48
1:C:48:ARG:HD2	1:C:51:VAL:HG11	1.93	0.48
1:A:31:THR:HG23	1:A:68:GLN:HB3	1.96	0.48
1:A:128:HIS:CD2	1:A:170:LYS:HB3	2.49	0.48
1:B:807:ASP:N	1:B:807:ASP:OD1	2.44	0.47
1:A:44:ASP:OD1	1:A:44:ASP:N	2.45	0.47

Continued on next page...

Continued from previous page...

Atom-1	Atom-2	Interatomic distance (Å)	Clash overlap (Å)
1:A:81:TYR:HB3	1:A:82:PHE:H	1.57	0.47
1:C:677:ASN:OD1	1:C:677:ASN:N	2.45	0.47
1:B:546:ASP:OD1	1:B:546:ASP:N	2.47	0.47
1:A:470:ASN:N	1:A:470:ASN:OD1	2.47	0.47
1:B:1045:THR:OG1	1:B:1046:ALA:N	2.47	0.47
1:C:459:ASN:N	1:C:459:ASN:OD1	2.47	0.47
1:A:111:SER:HB2	1:A:117:THR:HG21	1.97	0.47
1:C:119:SER:HB2	1:C:136:PHE:HD2	1.79	0.47
1:A:614:VAL:HG22	1:A:623:ILE:HG12	1.97	0.47
1:B:384:THR:OG1	1:B:488:GLU:O	2.31	0.47
1:B:571:THR:HB	1:B:580:VAL:HG12	1.96	0.47
1:B:773:ILE:HG22	1:B:846:ILE:HD13	1.96	0.46
1:A:1044:THR:HG23	1:A:1065:SER:HB3	1.97	0.46
1:A:577:SER:OG	1:A:578:SER:N	2.49	0.46
1:B:617:THR:OG1	1:B:620:GLY:O	2.30	0.46
1:C:125:ASN:OD1	1:C:128:HIS:N	2.34	0.46
1:A:701:LYS:HE3	1:A:739:ALA:HB1	1.97	0.46
1:C:711:CYS:HB3	1:C:717:CYS:HB3	1.72	0.46
1:B:368:PHE:HD1	1:B:425:ILE:HG12	1.81	0.46
1:A:432:GLN:NE2	2:D:1:NAG:O7	2.49	0.46
1:A:815:ARG:HE	1:B:529:LYS:HZ1	1.63	0.46
1:B:772:GLN:H	1:B:772:GLN:HG2	1.54	0.46
1:C:470:ASN:N	1:C:470:ASN:OD1	2.48	0.46
1:B:295:LYS:HB3	1:B:295:LYS:HE3	1.69	0.46
1:C:301:LYS:HG3	1:C:572:PRO:HA	1.98	0.46
1:A:1079:SER:O	1:A:1079:SER:OG	2.34	0.45
1:B:347:THR:HB	1:B:388:ALA:HB3	1.98	0.45
1:B:48:ARG:HD3	1:B:51:VAL:HG11	1.97	0.45
1:C:142:PRO:HB2	1:C:238:VAL:HG12	1.97	0.45
1:C:346:ARG:NE	1:C:389:ASP:OD1	2.50	0.45
1:A:188:GLU:HB2	1:A:203:THR:HG22	1.98	0.45
1:C:31:THR:HG23	1:C:68:GLN:HB3	1.99	0.45
1:B:307:SER:OG	1:B:308:ASN:N	2.50	0.45
1:B:953:ASP:OD1	1:B:953:ASP:N	2.47	0.45
1:B:1079:SER:O	1:B:1079:SER:OG	2.33	0.45
1:B:815:ARG:HD3	1:B:815:ARG:HA	1.77	0.45
1:C:1073:THR:HG22	1:C:1080:PRO:HA	1.97	0.45
1:A:83:ASP:N	1:A:83:ASP:OD1	2.49	0.45
1:A:390:THR:HG22	1:A:483:VAL:HG22	1.98	0.45
1:C:390:THR:HG22	1:C:483:VAL:HG22	1.98	0.44
1:B:1073:THR:HG22	1:B:1080:PRO:HA	2.00	0.44

Continued on next page...

Continued from previous page...

Atom-1	Atom-2	Interatomic distance (Å)	Clash overlap (Å)
1:A:617:THR:OG1	1:A:620:GLY:O	2.31	0.44
1:C:173:GLN:N	1:C:173:GLN:OE1	2.50	0.44
1:C:1044:THR:HG23	1:C:1065:SER:HB3	2.00	0.44
1:A:1016:HIS:NE2	1:A:1018:MET:O	2.50	0.44
1:B:142:PRO:HB2	1:B:238:VAL:HG12	1.99	0.44
1:B:44:ASP:OD1	1:B:44:ASP:N	2.47	0.43
1:B:877:ILE:HD12	1:B:1015:TYR:HB3	2.00	0.43
1:B:419:ASP:OD1	1:B:419:ASP:N	2.50	0.43
1:B:233:THR:HB	2:L:1:NAG:HN2	1.84	0.43
1:C:44:ASP:N	1:C:44:ASP:OD1	2.51	0.43
1:C:953:ASP:OD1	1:C:953:ASP:N	2.46	0.43
1:A:447:LEU:HD23	1:A:447:LEU:HA	1.92	0.43
1:B:242:PHE:O	1:B:250:VAL:N	2.52	0.43
1:C:52:LEU:HD12	1:C:52:LEU:HA	1.93	0.43
1:C:1050:CYS:HB2	1:C:1094:CYS:HB2	1.67	0.43
1:A:170:LYS:HE3	1:A:170:LYS:HB2	1.79	0.42
1:B:271:ASN:OD1	1:B:272:GLN:N	2.52	0.42
1:C:440:ARG:NH2	1:C:453:ASP:O	2.52	0.42
1:B:1055:ALA:HB3	1:B:1091:ALA:O	2.18	0.42
1:B:289:GLU:HG3	1:B:309:PHE:HB2	2.02	0.42
1:C:242:PHE:O	1:C:250:VAL:N	2.51	0.42
1:C:84:ASN:N	1:C:84:ASN:OD1	2.52	0.42
1:C:131:ILE:HB	1:C:167:ARG:HB3	2.02	0.42
1:A:219:VAL:HG11	1:A:276:ILE:HB	2.01	0.41
1:B:512:ASN:OD1	1:B:512:ASN:N	2.53	0.41
1:A:346:ARG:NE	1:A:389:ASP:OD1	2.54	0.41
1:B:41:TYR:OH	1:B:58:TYR:O	2.27	0.41
1:A:754:LYS:HA	1:A:754:LYS:HD2	1.90	0.41
1:A:782:LYS:HA	1:A:782:LYS:HD2	1.82	0.41
1:A:793:LYS:HE2	1:A:793:LYS:HB2	1.92	0.41
1:B:677:ASN:OD1	1:B:677:ASN:N	2.41	0.41
1:B:577:SER:OG	1:B:578:SER:N	2.53	0.41
1:A:185:ASP:OD1	1:A:185:ASP:N	2.52	0.41
1:B:1044:THR:HG23	1:B:1065:SER:HB3	2.03	0.40
1:B:185:ASP:OD1	1:B:185:ASP:N	2.53	0.40
1:C:821:GLN:HG2	1:C:931:VAL:HG21	2.02	0.40
1:A:796:LEU:HD12	1:A:796:LEU:HA	1.90	0.40
1:A:833:LEU:HD23	1:A:833:LEU:HA	1.93	0.40
1:B:111:SER:HB2	1:B:117:THR:HG21	2.02	0.40
1:C:462:ARG:H	1:C:462:ARG:HG2	1.74	0.40
1:A:1084:THR:HG22	1:A:1106:TYR:HB3	2.02	0.40

Continued on next page...

Continued from previous page...

Atom-1	Atom-2	Interatomic distance (Å)	Clash overlap (Å)
1:B:137:ASN:HD22	1:B:159:SER:HG	1.67	0.40
1:C:584:TYR:HE2	1:C:623:ILE:HD12	1.86	0.40

There are no symmetry-related clashes.

5.3 Torsion angles [i](#)

5.3.1 Protein backbone [i](#)

In the following table, the Percentiles column shows the percent Ramachandran outliers of the chain as a percentile score with respect to all PDB entries followed by that with respect to all EM entries.

The Analysed column shows the number of residues for which the backbone conformation was analysed, and the total number of residues.

Mol	Chain	Analysed	Favoured	Allowed	Outliers	Percentiles	
1	A	1057/1255 (84%)	1027 (97%)	30 (3%)	0	100	100
1	B	1057/1255 (84%)	1017 (96%)	40 (4%)	0	100	100
1	C	1057/1255 (84%)	1011 (96%)	46 (4%)	0	100	100
All	All	3171/3765 (84%)	3055 (96%)	116 (4%)	0	100	100

There are no Ramachandran outliers to report.

5.3.2 Protein sidechains [i](#)

In the following table, the Percentiles column shows the percent sidechain outliers of the chain as a percentile score with respect to all PDB entries followed by that with respect to all EM entries.

The Analysed column shows the number of residues for which the sidechain conformation was analysed, and the total number of residues.

Mol	Chain	Analysed	Rotameric	Outliers	Percentiles	
1	A	929/1089 (85%)	895 (96%)	34 (4%)	29	59
1	B	930/1089 (85%)	897 (96%)	33 (4%)	31	61
1	C	930/1089 (85%)	897 (96%)	33 (4%)	31	61
All	All	2789/3267 (85%)	2689 (96%)	100 (4%)	32	60

All (100) residues with a non-rotameric sidechain are listed below:

Mol	Chain	Res	Type
1	A	31	THR
1	A	55	THR
1	A	91	ASP
1	A	144	TYR
1	A	166	ASP
1	A	172	PHE
1	A	267	MET
1	A	278	ASP
1	A	292	CYS
1	A	326	LEU
1	A	327	CYS
1	A	329	PHE
1	A	338	PHE
1	A	352	CYS
1	A	421	THR
1	A	466	THR
1	A	467	TYR
1	A	472	TYR
1	A	487	PHE
1	A	500	LYS
1	A	537	PHE
1	A	558	ASP
1	A	621	CYS
1	A	855	THR
1	A	890	GLN
1	A	962	ASP
1	A	1011	CYS
1	A	1044	THR
1	A	1050	CYS
1	A	1069	PHE
1	A	1086	ASP
1	A	1087	ASN
1	A	1090	VAL
1	A	1104	THR
1	B	31	THR
1	B	51	VAL
1	B	83	ASP
1	B	128	HIS
1	B	139	CYS
1	B	143	MET
1	B	157	TYR
1	B	172	PHE

Continued on next page...

Continued from previous page...

Mol	Chain	Res	Type
1	B	205	THR
1	B	231	ASN
1	B	292	CYS
1	B	297	PHE
1	B	327	CYS
1	B	338	PHE
1	B	353	VAL
1	B	367	THR
1	B	421	THR
1	B	466	THR
1	B	467	TYR
1	B	473	VAL
1	B	500	LYS
1	B	512	ASN
1	B	537	PHE
1	B	605	TRP
1	B	673	VAL
1	B	692	THR
1	B	772	GLN
1	B	870	MET
1	B	1011	CYS
1	B	1044	THR
1	B	1050	CYS
1	B	1064	VAL
1	B	1069	PHE
1	C	139	CYS
1	C	157	TYR
1	C	231	ASN
1	C	241	MET
1	C	278	ASP
1	C	299	VAL
1	C	315	THR
1	C	326	LEU
1	C	338	PHE
1	C	352	CYS
1	C	367	THR
1	C	369	ASN
1	C	399	ARG
1	C	421	THR
1	C	429	THR
1	C	466	THR
1	C	467	TYR

Continued on next page...

Continued from previous page...

Mol	Chain	Res	Type
1	C	472	TYR
1	C	537	PHE
1	C	574	THR
1	C	596	LEU
1	C	673	VAL
1	C	702	THR
1	C	707	THR
1	C	772	GLN
1	C	792	ASN
1	C	807	ASP
1	C	813	ASN
1	C	890	GLN
1	C	1011	CYS
1	C	1069	PHE
1	C	1090	VAL
1	C	1104	THR

Sometimes sidechains can be flipped to improve hydrogen bonding and reduce clashes. All (1) such sidechains are listed below:

Mol	Chain	Res	Type
1	A	881	GLN

5.3.3 RNA ⓘ

There are no RNA molecules in this entry.

5.4 Non-standard residues in protein, DNA, RNA chains ⓘ

There are no non-standard protein/DNA/RNA residues in this entry.

5.5 Carbohydrates ⓘ

36 monosaccharides are modelled in this entry.

In the following table, the Counts columns list the number of bonds (or angles) for which Mogul statistics could be retrieved, the number of bonds (or angles) that are observed in the model and the number of bonds (or angles) that are defined in the Chemical Component Dictionary. The Link column lists molecule types, if any, to which the group is linked. The Z score for a bond length (or angle) is the number of standard deviations the observed value is removed from the

expected value. A bond length (or angle) with $|Z| > 2$ is considered an outlier worth inspection. RMSZ is the root-mean-square of all Z scores of the bond lengths (or angles).

Mol	Type	Chain	Res	Link	Bond lengths			Bond angles		
					Counts	RMSZ	$\# Z > 2$	Counts	RMSZ	$\# Z > 2$
2	NAG	D	1	2,1	14,14,15	0.72	0	17,19,21	1.47	2 (11%)
2	NAG	D	2	2	14,14,15	0.71	0	17,19,21	0.90	0
2	NAG	E	1	2,1	14,14,15	0.70	0	17,19,21	1.49	1 (5%)
2	NAG	E	2	2	14,14,15	0.73	0	17,19,21	0.89	0
2	NAG	F	1	2,1	14,14,15	0.69	0	17,19,21	0.93	1 (5%)
2	NAG	F	2	2	14,14,15	0.68	0	17,19,21	1.51	2 (11%)
2	NAG	G	1	2,1	14,14,15	0.70	0	17,19,21	1.27	2 (11%)
2	NAG	G	2	2	14,14,15	0.72	0	17,19,21	1.57	2 (11%)
2	NAG	H	1	2,1	14,14,15	0.79	0	17,19,21	1.26	1 (5%)
2	NAG	H	2	2	14,14,15	0.92	1 (7%)	17,19,21	1.50	1 (5%)
2	NAG	I	1	2,1	14,14,15	0.70	0	17,19,21	1.48	2 (11%)
2	NAG	I	2	2	14,14,15	0.69	0	17,19,21	0.91	0
2	NAG	J	1	2,1	14,14,15	0.70	0	17,19,21	1.58	3 (17%)
2	NAG	J	2	2	14,14,15	0.72	0	17,19,21	0.99	1 (5%)
2	NAG	K	1	2,1	14,14,15	0.72	0	17,19,21	1.60	4 (23%)
2	NAG	K	2	2	14,14,15	0.71	0	17,19,21	0.84	0
2	NAG	L	1	2,1	14,14,15	0.70	0	17,19,21	0.93	1 (5%)
2	NAG	L	2	2	14,14,15	0.69	0	17,19,21	1.52	2 (11%)
2	NAG	M	1	2,1	14,14,15	0.71	0	17,19,21	1.17	2 (11%)
2	NAG	M	2	2	14,14,15	0.70	0	17,19,21	1.55	2 (11%)
2	NAG	N	1	2,1	14,14,15	0.78	0	17,19,21	1.28	1 (5%)
2	NAG	N	2	2	14,14,15	0.92	1 (7%)	17,19,21	1.49	1 (5%)
2	NAG	O	1	2,1	14,14,15	0.71	0	17,19,21	1.52	1 (5%)
2	NAG	O	2	2	14,14,15	0.70	0	17,19,21	0.92	0
2	NAG	P	1	2,1	14,14,15	0.74	0	17,19,21	1.44	2 (11%)
2	NAG	P	2	2	14,14,15	0.74	0	17,19,21	1.01	1 (5%)
2	NAG	Q	1	2,1	14,14,15	0.73	0	17,19,21	0.93	0
2	NAG	Q	2	2	14,14,15	0.72	0	17,19,21	0.85	0
2	NAG	R	1	2,1	14,14,15	0.69	0	17,19,21	0.92	1 (5%)
2	NAG	R	2	2	14,14,15	0.68	0	17,19,21	1.56	2 (11%)
2	NAG	S	1	2,1	14,14,15	0.70	0	17,19,21	1.07	1 (5%)
2	NAG	S	2	2	14,14,15	0.72	0	17,19,21	1.51	2 (11%)
2	NAG	T	1	2,1	14,14,15	0.79	0	17,19,21	1.24	1 (5%)
2	NAG	T	2	2	14,14,15	0.94	1 (7%)	17,19,21	1.51	2 (11%)

Mol	Type	Chain	Res	Link	Bond lengths			Bond angles		
					Counts	RMSZ	# Z > 2	Counts	RMSZ	# Z > 2
2	NAG	U	1	2,1	14,14,15	0.70	0	17,19,21	1.52	1 (5%)
2	NAG	U	2	2	14,14,15	0.70	0	17,19,21	0.92	0

In the following table, the Chirals column lists the number of chiral outliers, the number of chiral centers analysed, the number of these observed in the model and the number defined in the Chemical Component Dictionary. Similar counts are reported in the Torsion and Rings columns. '-' means no outliers of that kind were identified.

Mol	Type	Chain	Res	Link	Chirals	Torsions	Rings
2	NAG	D	1	2,1	-	1/6/23/26	0/1/1/1
2	NAG	D	2	2	-	1/6/23/26	0/1/1/1
2	NAG	E	1	2,1	-	1/6/23/26	0/1/1/1
2	NAG	E	2	2	-	0/6/23/26	0/1/1/1
2	NAG	F	1	2,1	-	0/6/23/26	0/1/1/1
2	NAG	F	2	2	-	2/6/23/26	0/1/1/1
2	NAG	G	1	2,1	-	2/6/23/26	0/1/1/1
2	NAG	G	2	2	-	2/6/23/26	0/1/1/1
2	NAG	H	1	2,1	-	1/6/23/26	0/1/1/1
2	NAG	H	2	2	-	1/6/23/26	0/1/1/1
2	NAG	I	1	2,1	-	1/6/23/26	0/1/1/1
2	NAG	I	2	2	-	0/6/23/26	0/1/1/1
2	NAG	J	1	2,1	-	1/6/23/26	0/1/1/1
2	NAG	J	2	2	-	1/6/23/26	0/1/1/1
2	NAG	K	1	2,1	-	1/6/23/26	0/1/1/1
2	NAG	K	2	2	-	0/6/23/26	0/1/1/1
2	NAG	L	1	2,1	-	0/6/23/26	0/1/1/1
2	NAG	L	2	2	-	2/6/23/26	0/1/1/1
2	NAG	M	1	2,1	-	2/6/23/26	0/1/1/1
2	NAG	M	2	2	-	2/6/23/26	0/1/1/1
2	NAG	N	1	2,1	-	1/6/23/26	0/1/1/1
2	NAG	N	2	2	-	1/6/23/26	0/1/1/1
2	NAG	O	1	2,1	-	1/6/23/26	0/1/1/1
2	NAG	O	2	2	-	0/6/23/26	0/1/1/1
2	NAG	P	1	2,1	-	1/6/23/26	0/1/1/1
2	NAG	P	2	2	-	1/6/23/26	0/1/1/1
2	NAG	Q	1	2,1	-	0/6/23/26	0/1/1/1
2	NAG	Q	2	2	-	1/6/23/26	0/1/1/1
2	NAG	R	1	2,1	-	0/6/23/26	0/1/1/1
2	NAG	R	2	2	-	2/6/23/26	0/1/1/1
2	NAG	S	1	2,1	-	2/6/23/26	0/1/1/1
2	NAG	S	2	2	-	1/6/23/26	0/1/1/1

Continued on next page...

Continued from previous page...

Mol	Type	Chain	Res	Link	Chirals	Torsions	Rings
2	NAG	T	1	2,1	-	2/6/23/26	0/1/1/1
2	NAG	T	2	2	-	1/6/23/26	0/1/1/1
2	NAG	U	1	2,1	-	1/6/23/26	0/1/1/1
2	NAG	U	2	2	-	0/6/23/26	0/1/1/1

All (3) bond length outliers are listed below:

Mol	Chain	Res	Type	Atoms	Z	Observed(Å)	Ideal(Å)
2	T	2	NAG	C1-C2	2.98	1.56	1.52
2	N	2	NAG	C1-C2	2.90	1.56	1.52
2	H	2	NAG	C1-C2	2.90	1.56	1.52

All (45) bond angle outliers are listed below:

Mol	Chain	Res	Type	Atoms	Z	Observed(°)	Ideal(°)
2	U	1	NAG	C2-N2-C7	4.38	129.14	122.90
2	O	1	NAG	C2-N2-C7	4.37	129.13	122.90
2	K	1	NAG	C2-N2-C7	4.32	129.05	122.90
2	F	2	NAG	C2-N2-C7	4.32	129.05	122.90
2	I	1	NAG	C2-N2-C7	4.32	129.05	122.90
2	L	2	NAG	C2-N2-C7	4.31	129.03	122.90
2	P	1	NAG	C2-N2-C7	4.29	129.02	122.90
2	R	2	NAG	C2-N2-C7	4.29	129.00	122.90
2	E	1	NAG	C2-N2-C7	4.28	128.99	122.90
2	S	2	NAG	C2-N2-C7	4.26	128.97	122.90
2	D	1	NAG	C2-N2-C7	4.25	128.96	122.90
2	M	2	NAG	C2-N2-C7	4.25	128.95	122.90
2	T	2	NAG	C2-N2-C7	4.24	128.94	122.90
2	N	2	NAG	C2-N2-C7	4.21	128.90	122.90
2	G	2	NAG	C2-N2-C7	4.20	128.89	122.90
2	H	2	NAG	C2-N2-C7	4.18	128.86	122.90
2	J	1	NAG	C2-N2-C7	4.18	128.86	122.90
2	N	1	NAG	O4-C4-C3	3.98	119.54	110.35
2	H	1	NAG	O4-C4-C3	3.90	119.36	110.35
2	T	1	NAG	O4-C4-C3	3.61	118.70	110.35
2	G	1	NAG	O5-C1-C2	-3.05	106.47	111.29
2	G	2	NAG	C1-O5-C5	3.05	116.33	112.19
2	M	2	NAG	C1-O5-C5	2.78	115.95	112.19
2	M	1	NAG	O5-C1-C2	-2.63	107.14	111.29
2	R	2	NAG	C1-O5-C5	2.62	115.75	112.19
2	K	1	NAG	O5-C1-C2	-2.59	107.20	111.29
2	P	2	NAG	C1-O5-C5	2.50	115.58	112.19

Continued on next page...

Continued from previous page...

Mol	Chain	Res	Type	Atoms	Z	Observed(°)	Ideal(°)
2	S	1	NAG	C2-N2-C7	2.46	126.40	122.90
2	F	1	NAG	O5-C1-C2	-2.40	107.49	111.29
2	M	1	NAG	C2-N2-C7	2.39	126.30	122.90
2	G	1	NAG	C2-N2-C7	2.38	126.30	122.90
2	J	1	NAG	O5-C1-C2	-2.37	107.55	111.29
2	R	1	NAG	O5-C1-C2	-2.36	107.56	111.29
2	J	2	NAG	C1-O5-C5	2.30	115.31	112.19
2	S	2	NAG	C1-O5-C5	2.30	115.30	112.19
2	L	2	NAG	C1-O5-C5	2.30	115.30	112.19
2	L	1	NAG	O5-C1-C2	-2.28	107.68	111.29
2	J	1	NAG	O7-C7-N2	2.17	125.95	121.95
2	F	2	NAG	C1-O5-C5	2.17	115.13	112.19
2	K	1	NAG	O4-C4-C3	-2.16	105.35	110.35
2	D	1	NAG	O7-C7-N2	2.16	125.92	121.95
2	P	1	NAG	O7-C7-N2	2.10	125.82	121.95
2	K	1	NAG	O7-C7-N2	2.03	125.69	121.95
2	T	2	NAG	O5-C1-C2	-2.01	108.11	111.29
2	I	1	NAG	O7-C7-N2	2.00	125.63	121.95

There are no chirality outliers.

All (36) torsion outliers are listed below:

Mol	Chain	Res	Type	Atoms
2	G	1	NAG	C8-C7-N2-C2
2	G	1	NAG	O7-C7-N2-C2
2	M	1	NAG	C8-C7-N2-C2
2	M	1	NAG	O7-C7-N2-C2
2	S	1	NAG	C8-C7-N2-C2
2	S	1	NAG	O7-C7-N2-C2
2	D	2	NAG	O5-C5-C6-O6
2	T	1	NAG	C4-C5-C6-O6
2	P	2	NAG	O5-C5-C6-O6
2	F	2	NAG	O5-C5-C6-O6
2	J	2	NAG	O5-C5-C6-O6
2	Q	2	NAG	O5-C5-C6-O6
2	L	2	NAG	O5-C5-C6-O6
2	R	2	NAG	O5-C5-C6-O6
2	T	1	NAG	O5-C5-C6-O6
2	H	1	NAG	O5-C5-C6-O6
2	N	1	NAG	O5-C5-C6-O6
2	G	2	NAG	O5-C5-C6-O6
2	D	1	NAG	C3-C2-N2-C7

Continued on next page...

Continued from previous page...

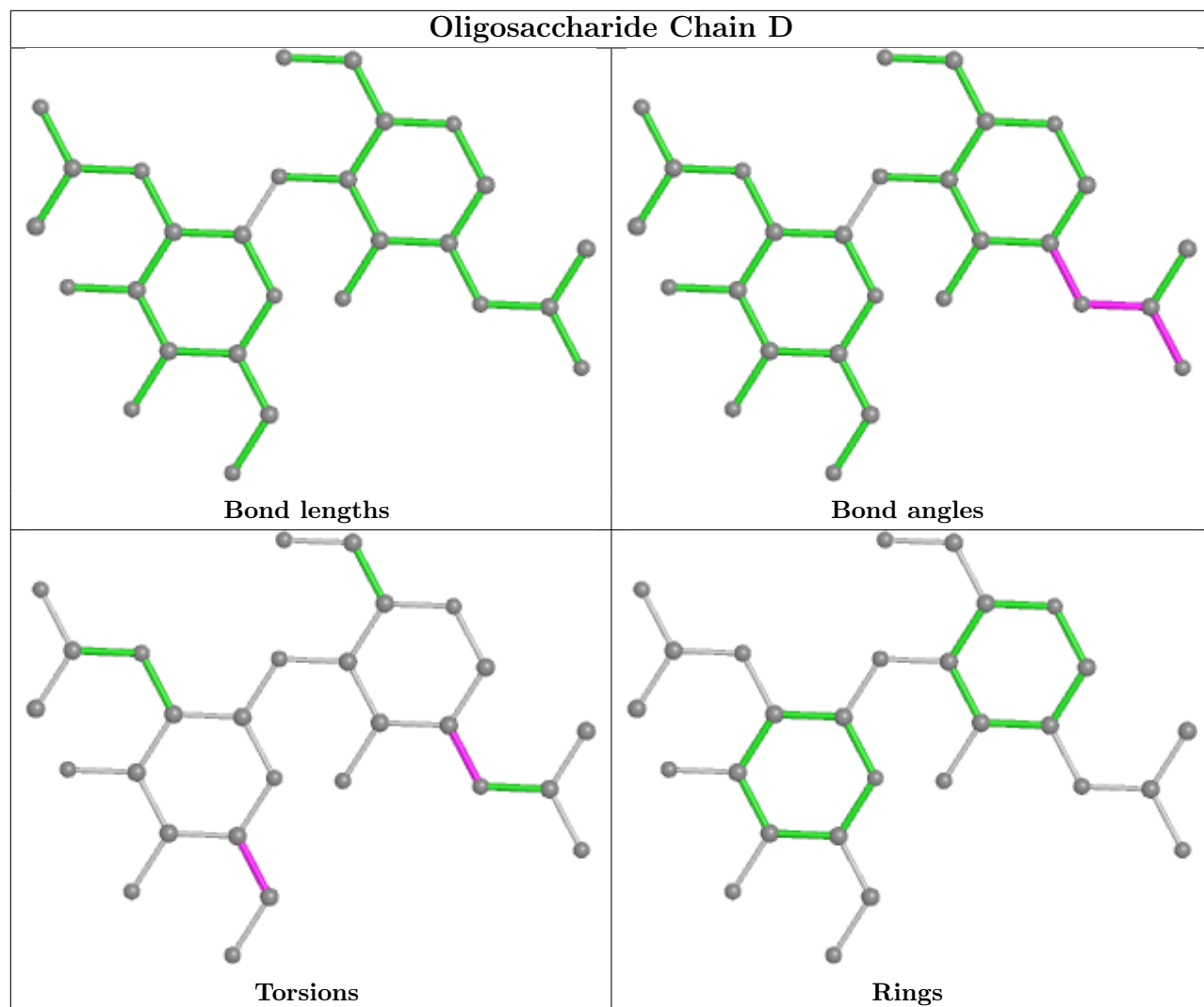
Mol	Chain	Res	Type	Atoms
2	E	1	NAG	C3-C2-N2-C7
2	G	2	NAG	C3-C2-N2-C7
2	J	1	NAG	C3-C2-N2-C7
2	K	1	NAG	C3-C2-N2-C7
2	M	2	NAG	C3-C2-N2-C7
2	P	1	NAG	C3-C2-N2-C7
2	S	2	NAG	C3-C2-N2-C7
2	M	2	NAG	O5-C5-C6-O6
2	F	2	NAG	C3-C2-N2-C7
2	H	2	NAG	C3-C2-N2-C7
2	I	1	NAG	C3-C2-N2-C7
2	L	2	NAG	C3-C2-N2-C7
2	N	2	NAG	C3-C2-N2-C7
2	O	1	NAG	C3-C2-N2-C7
2	R	2	NAG	C3-C2-N2-C7
2	T	2	NAG	C3-C2-N2-C7
2	U	1	NAG	C3-C2-N2-C7

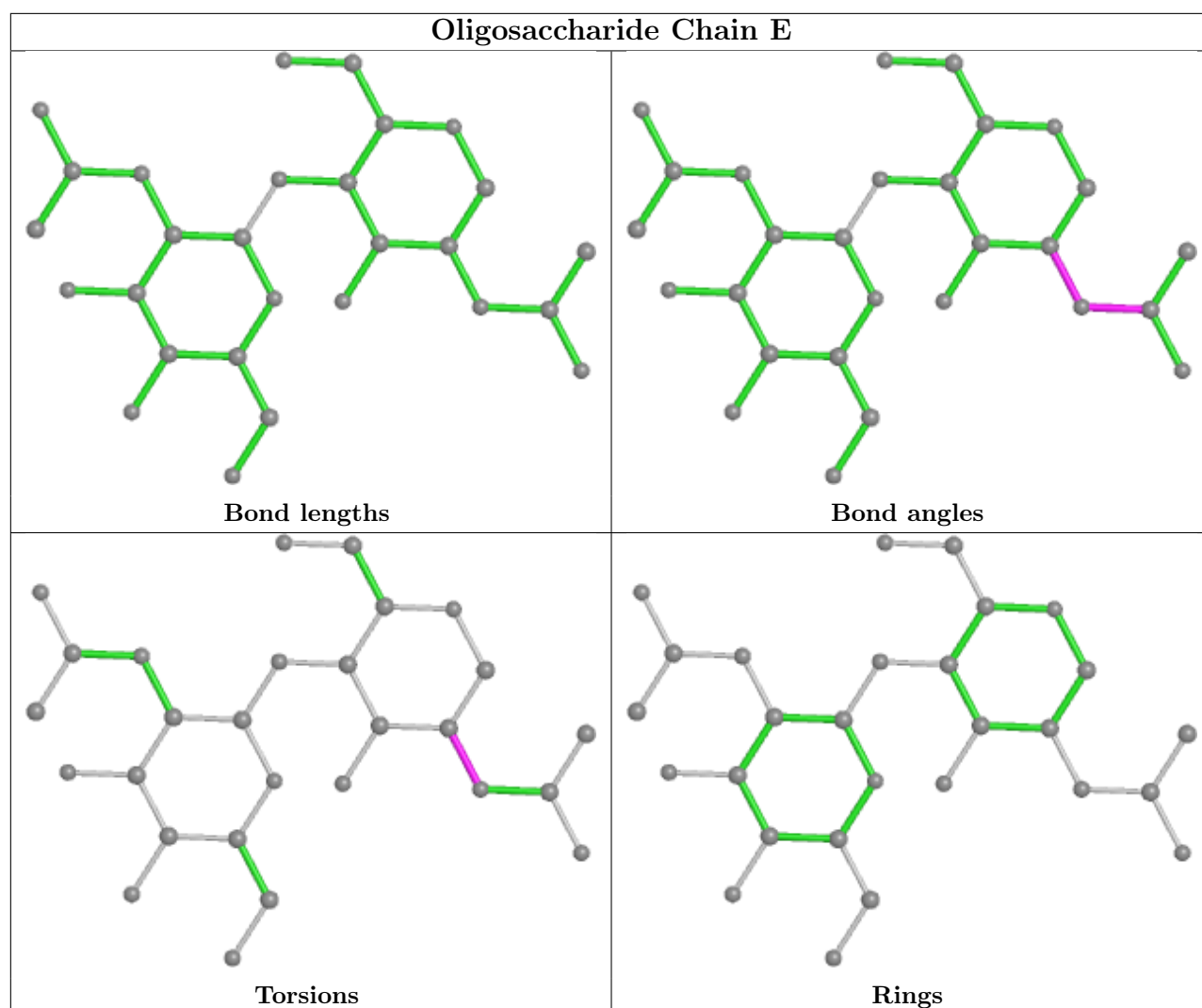
There are no ring outliers.

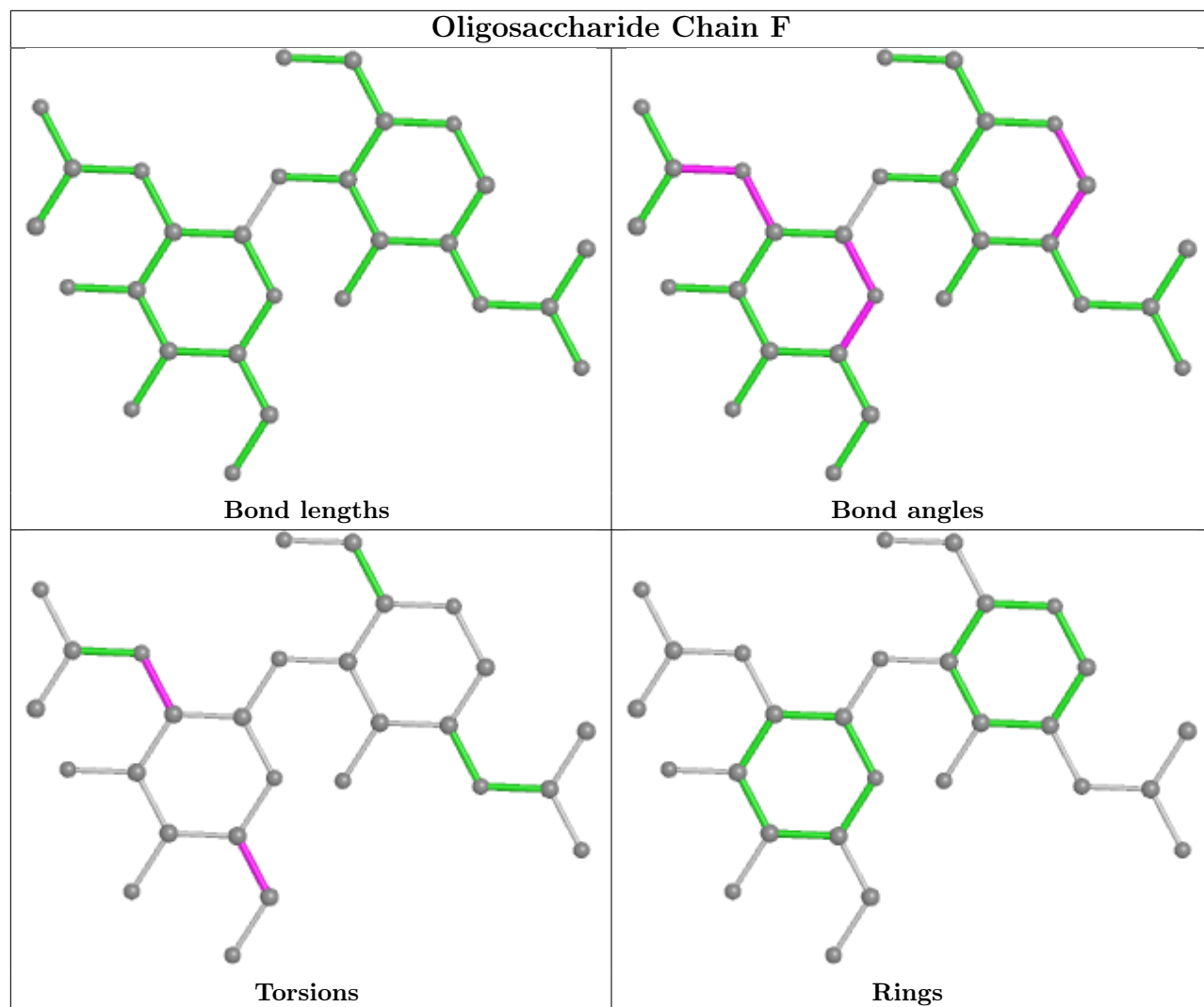
3 monomers are involved in 3 short contacts:

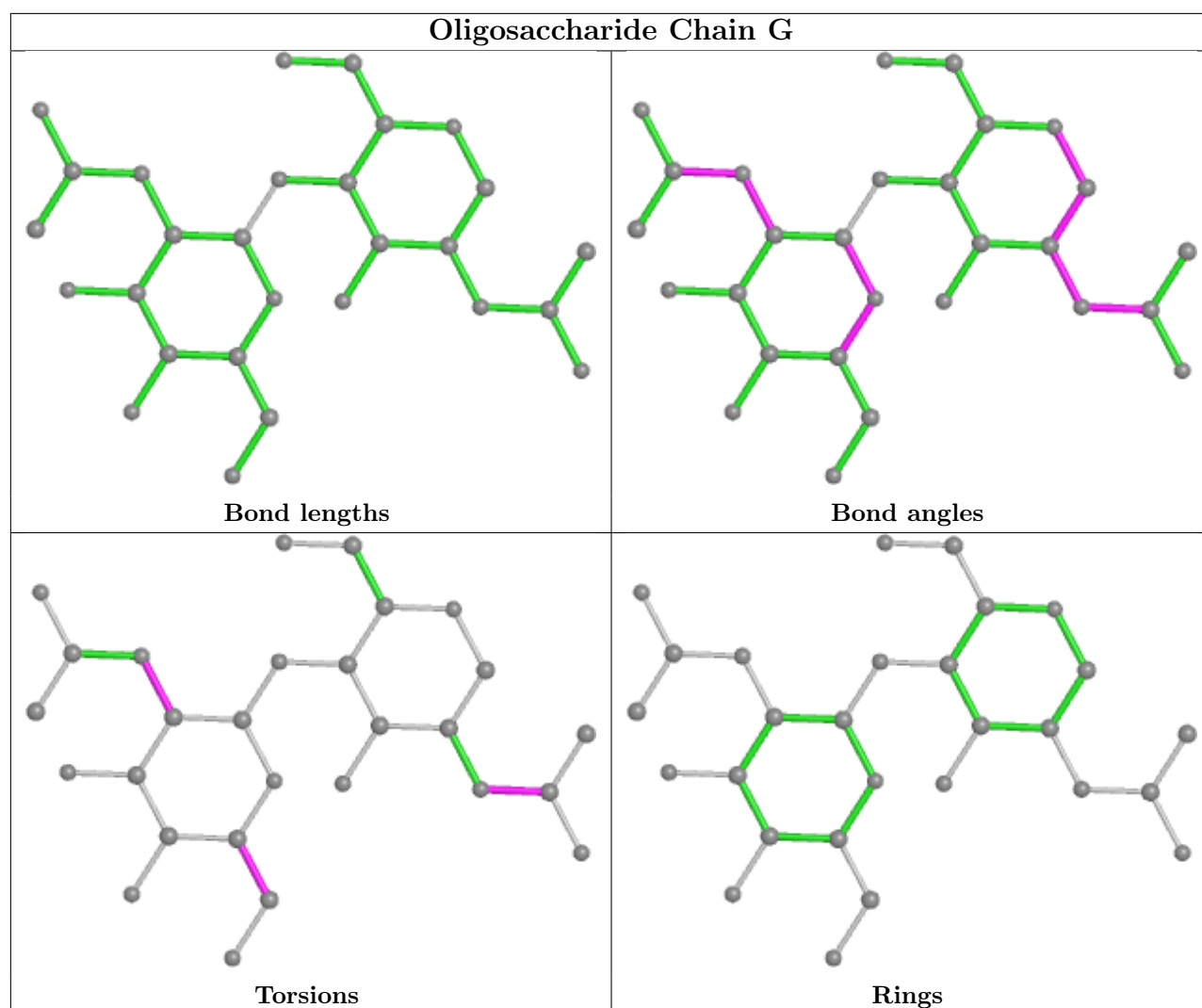
Mol	Chain	Res	Type	Clashes	Symm-Clashes
2	D	1	NAG	1	0
2	P	1	NAG	1	0
2	L	1	NAG	1	0

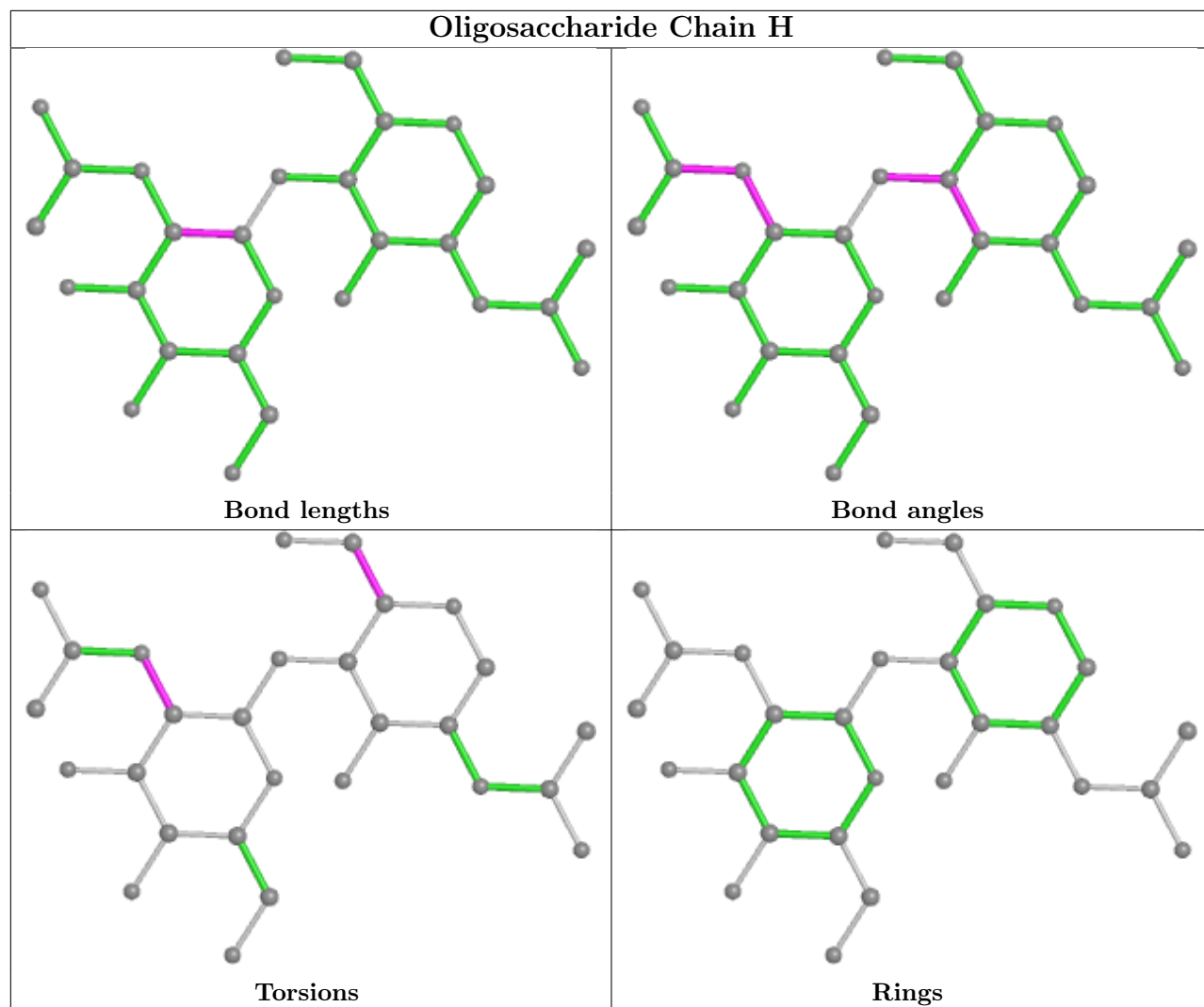
The following is a two-dimensional graphical depiction of Mogul quality analysis of bond lengths, bond angles, torsion angles, and ring geometry for oligosaccharide.

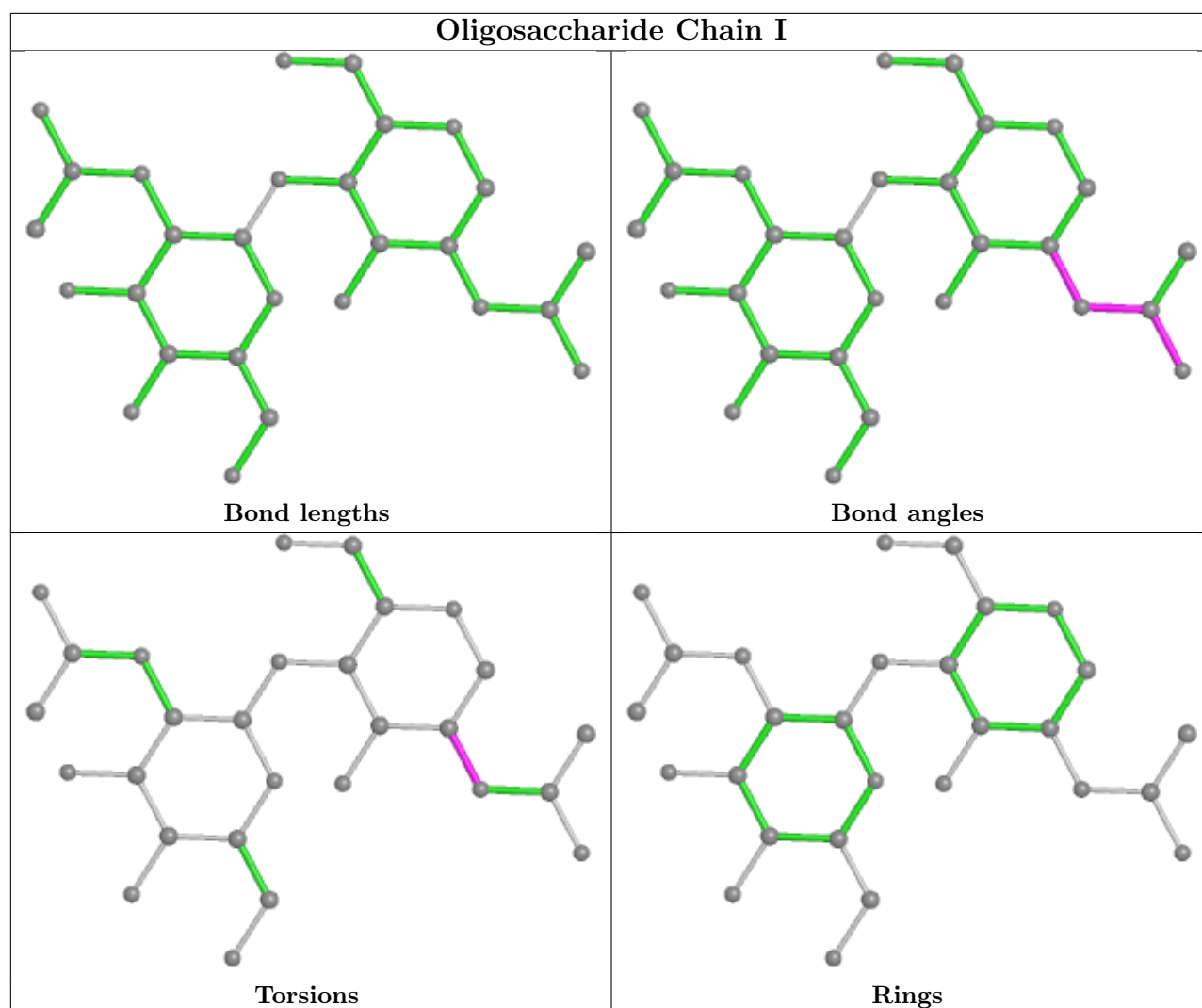


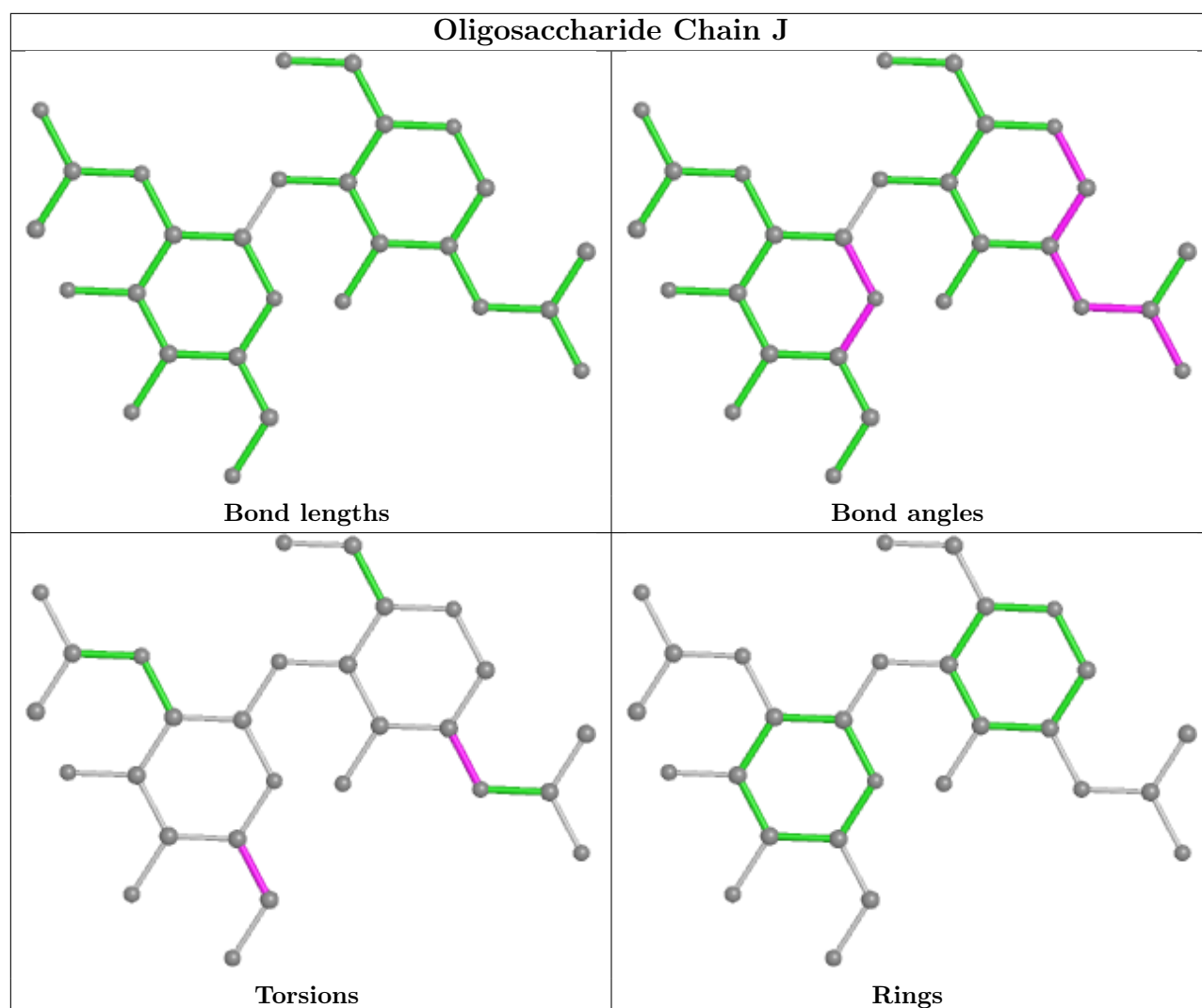


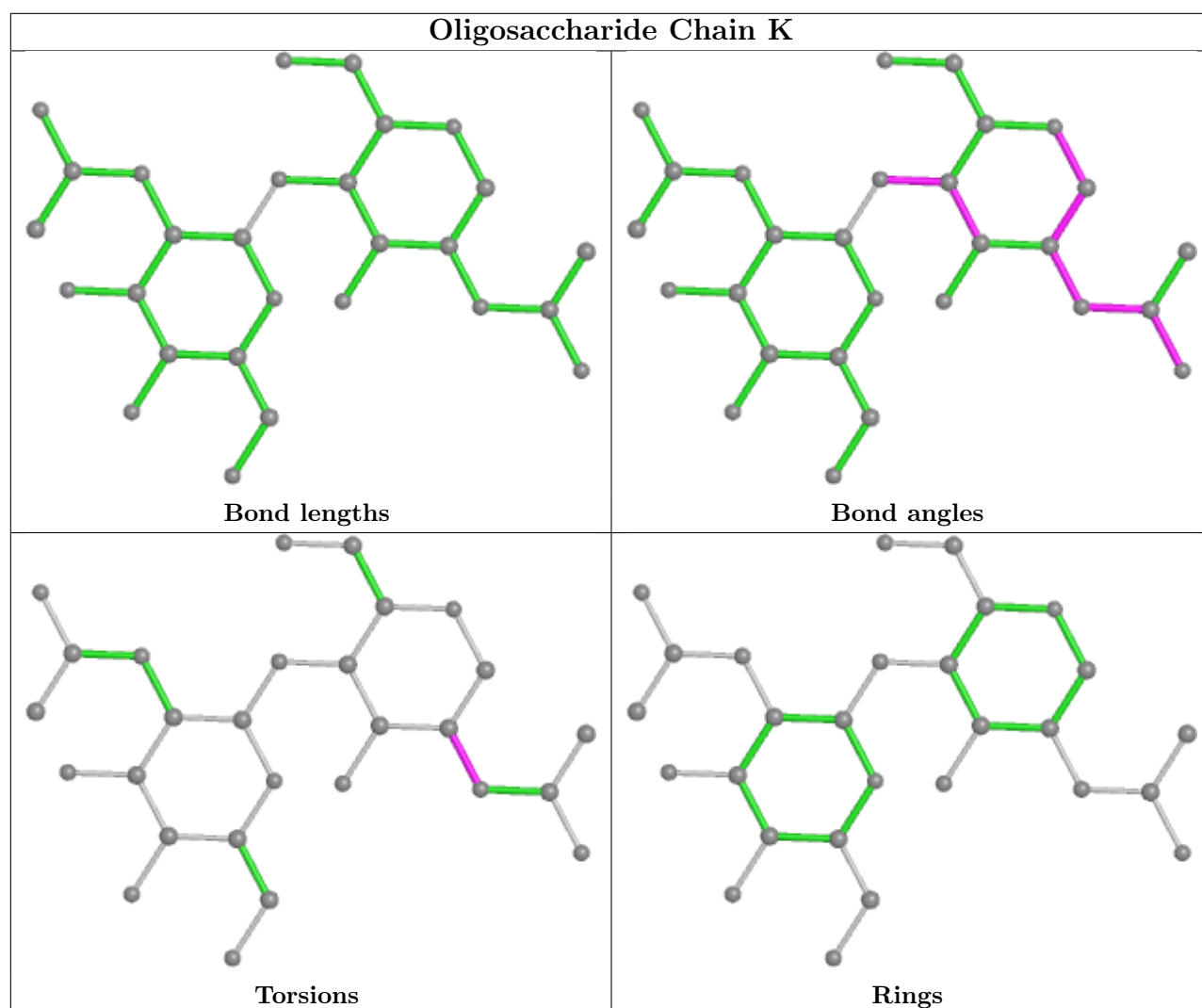


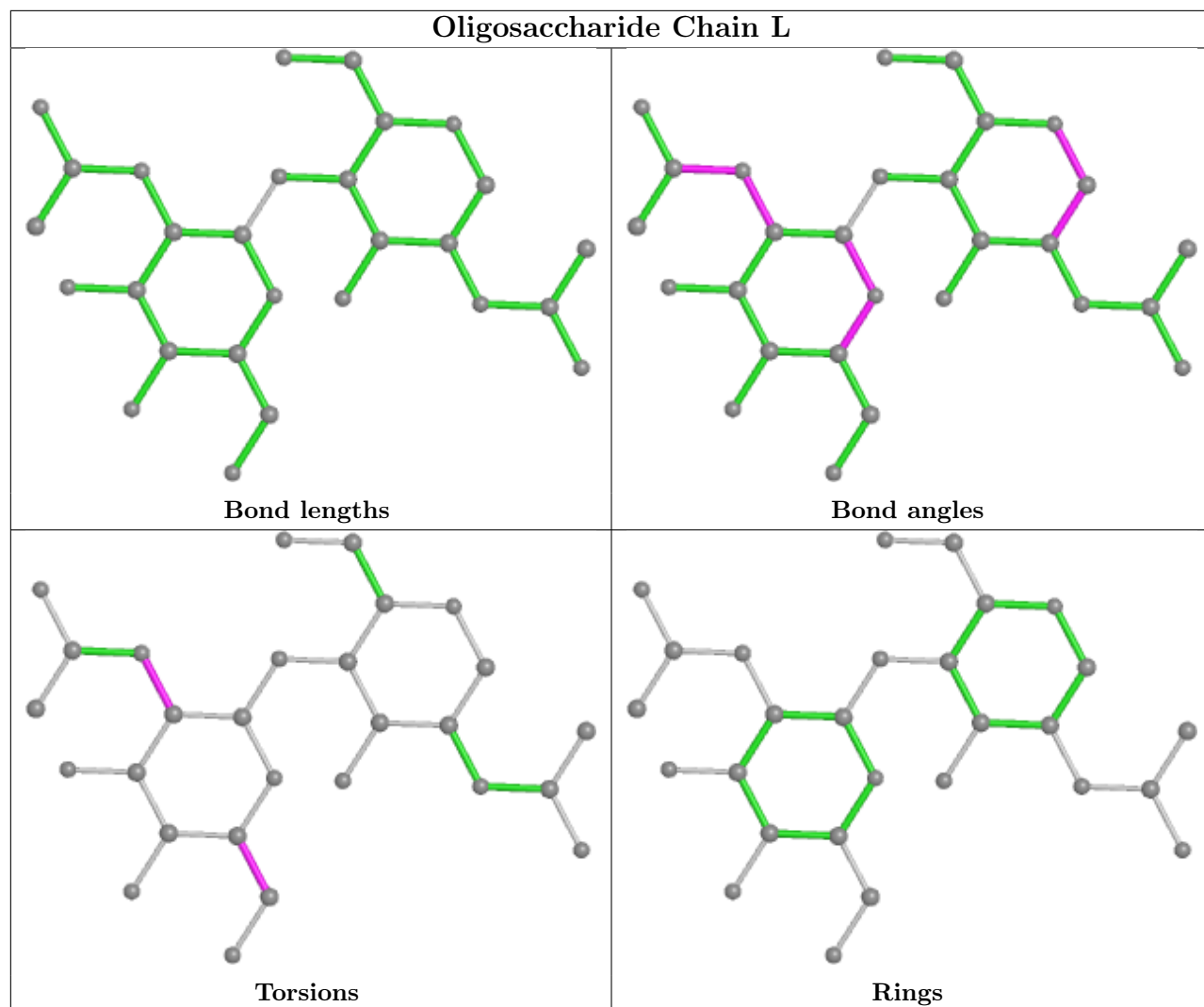


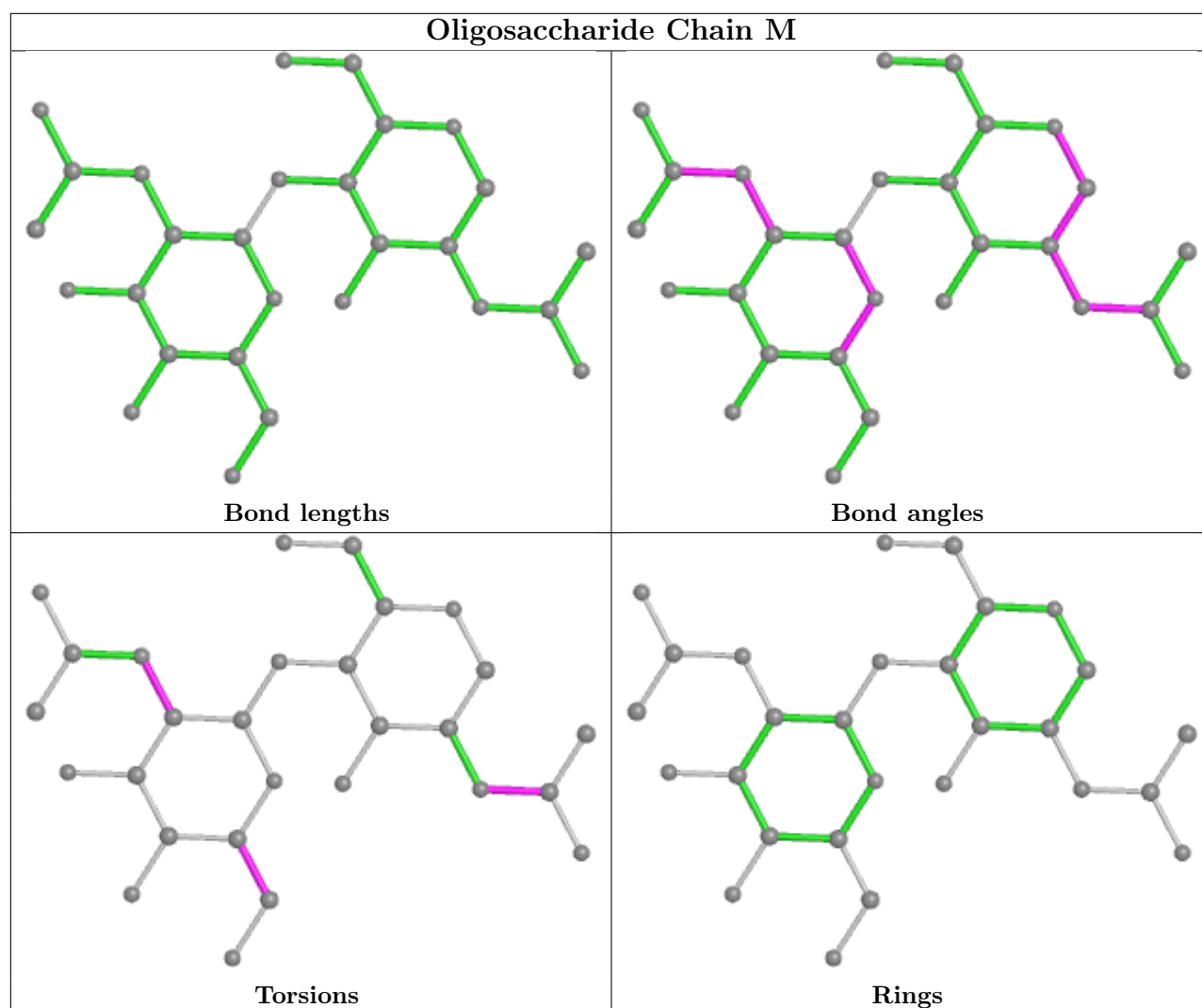


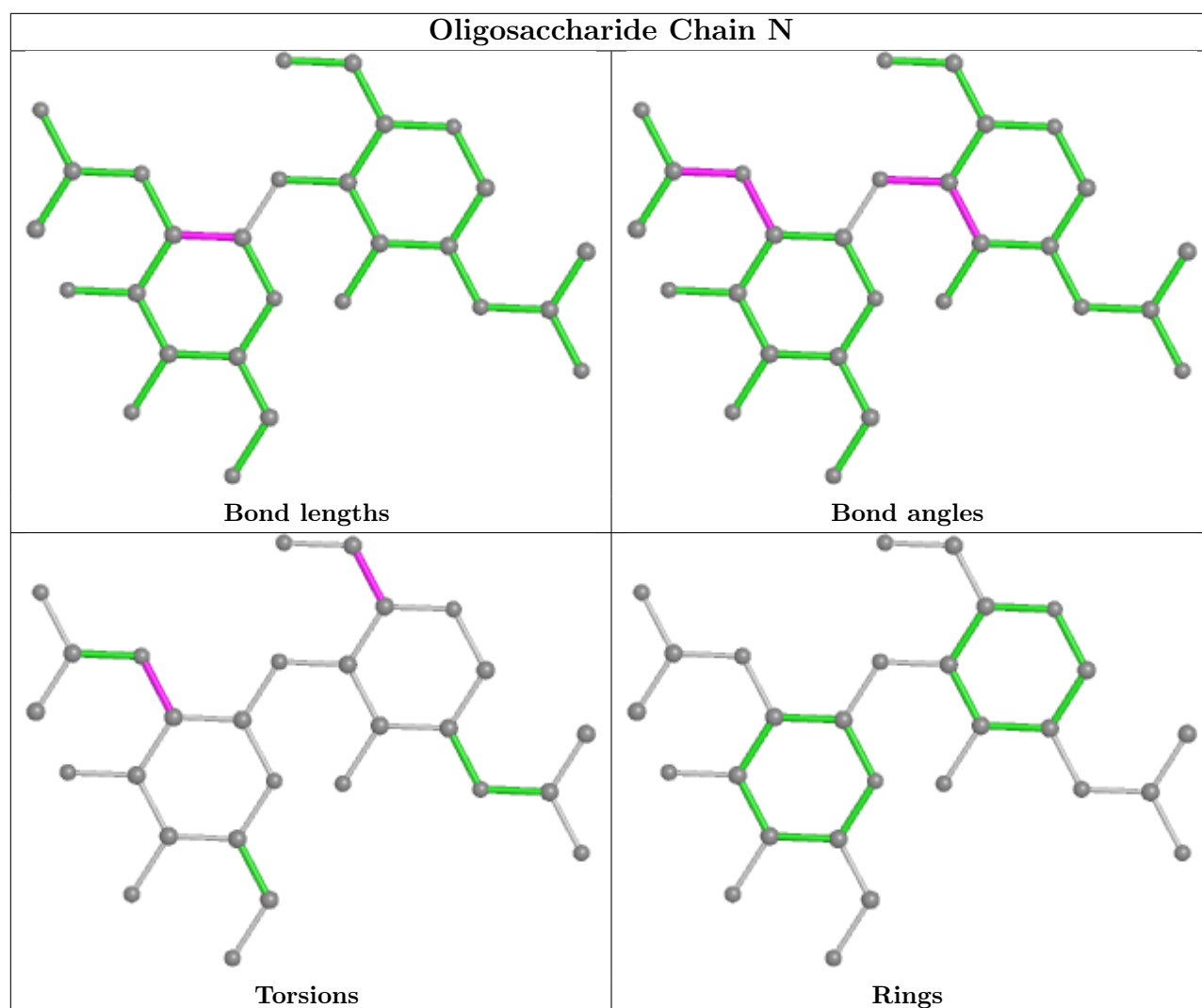


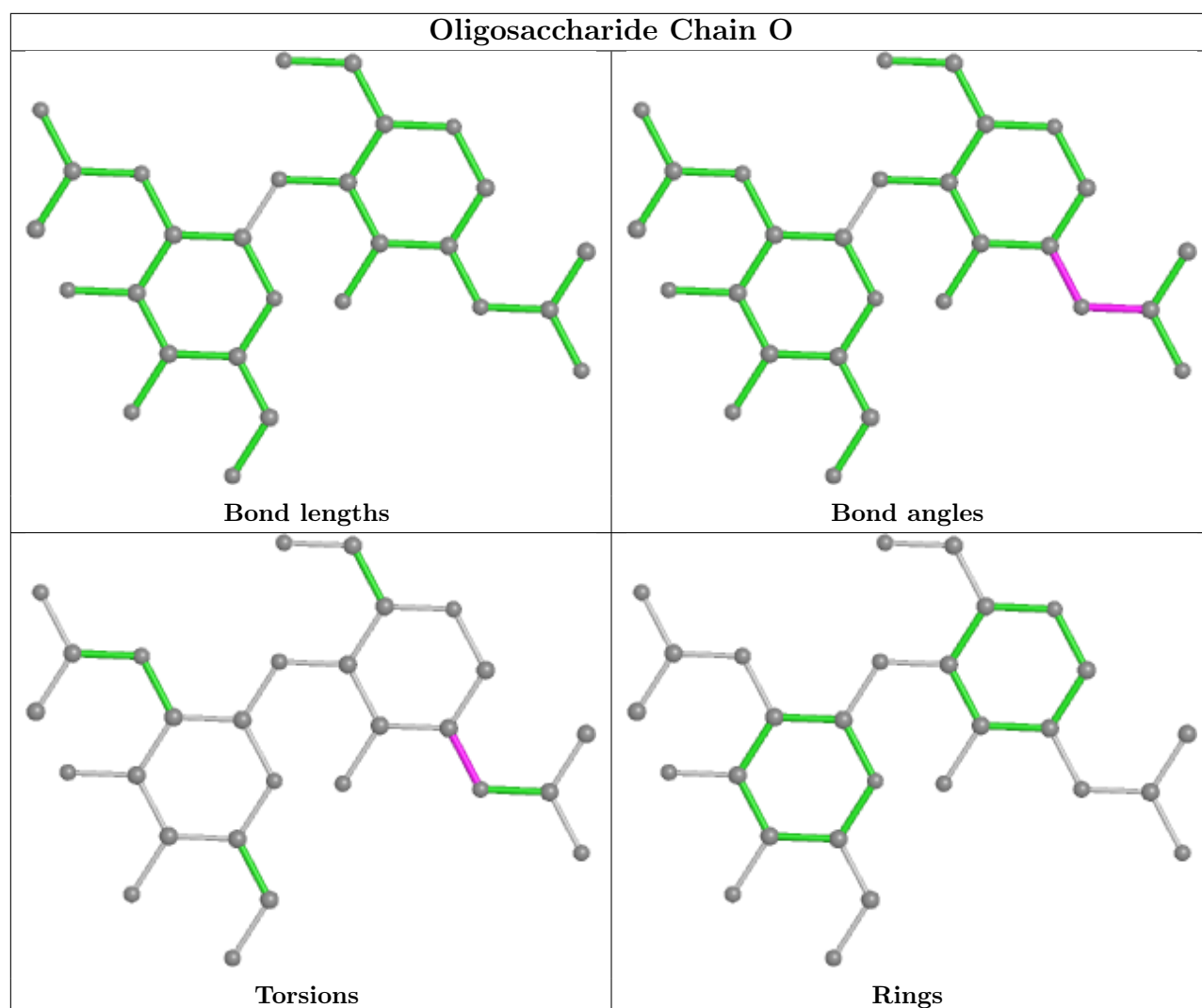


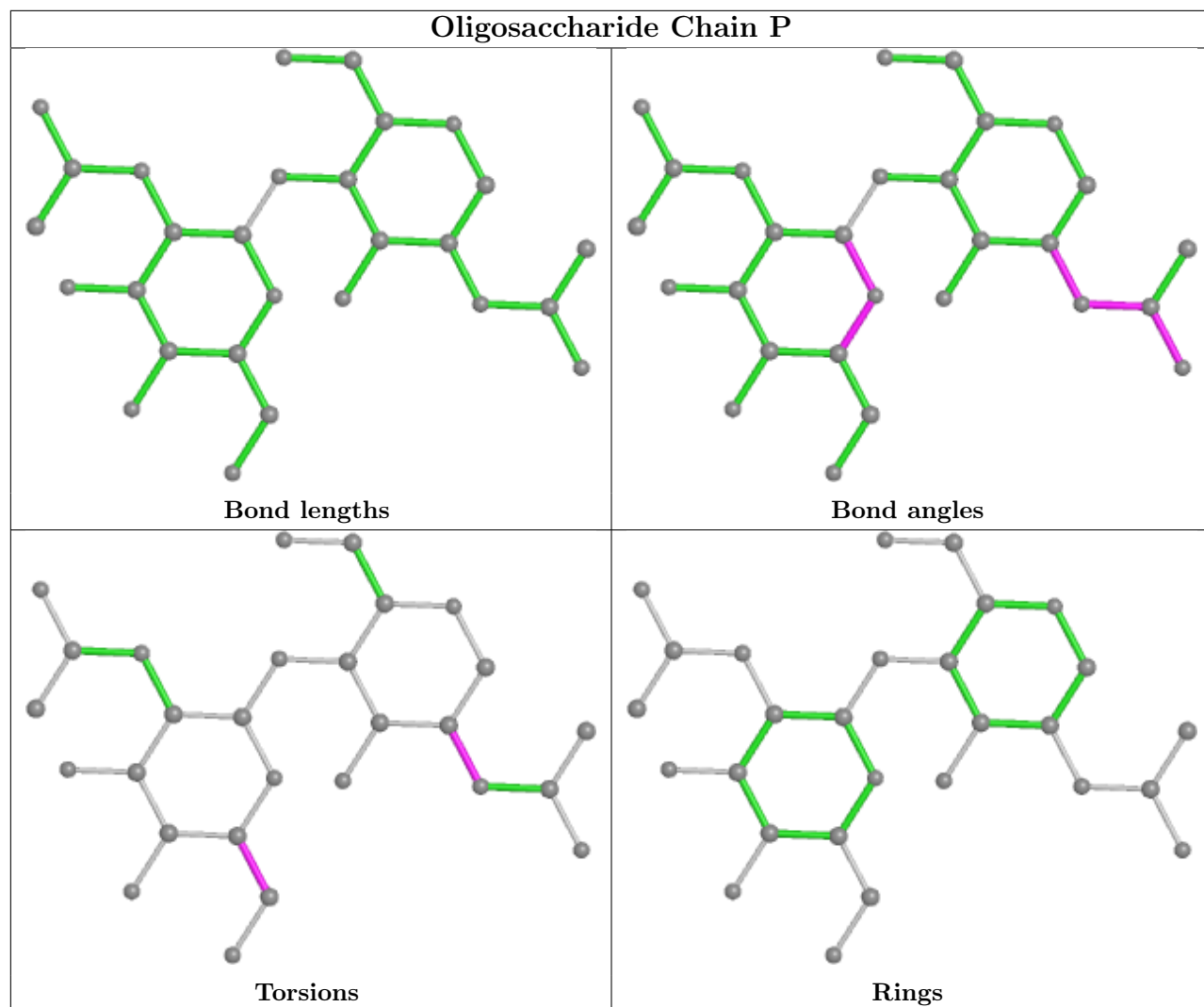


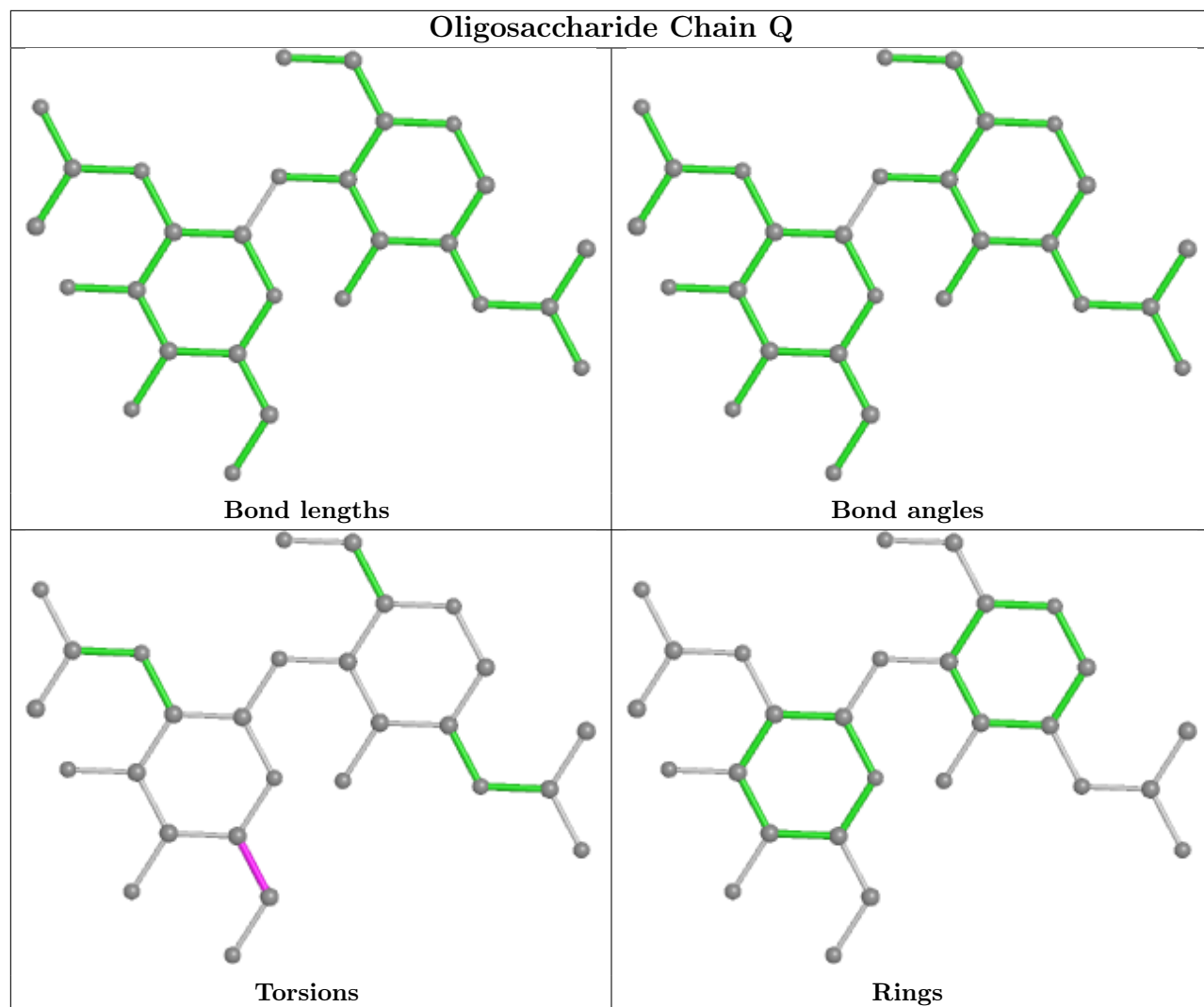


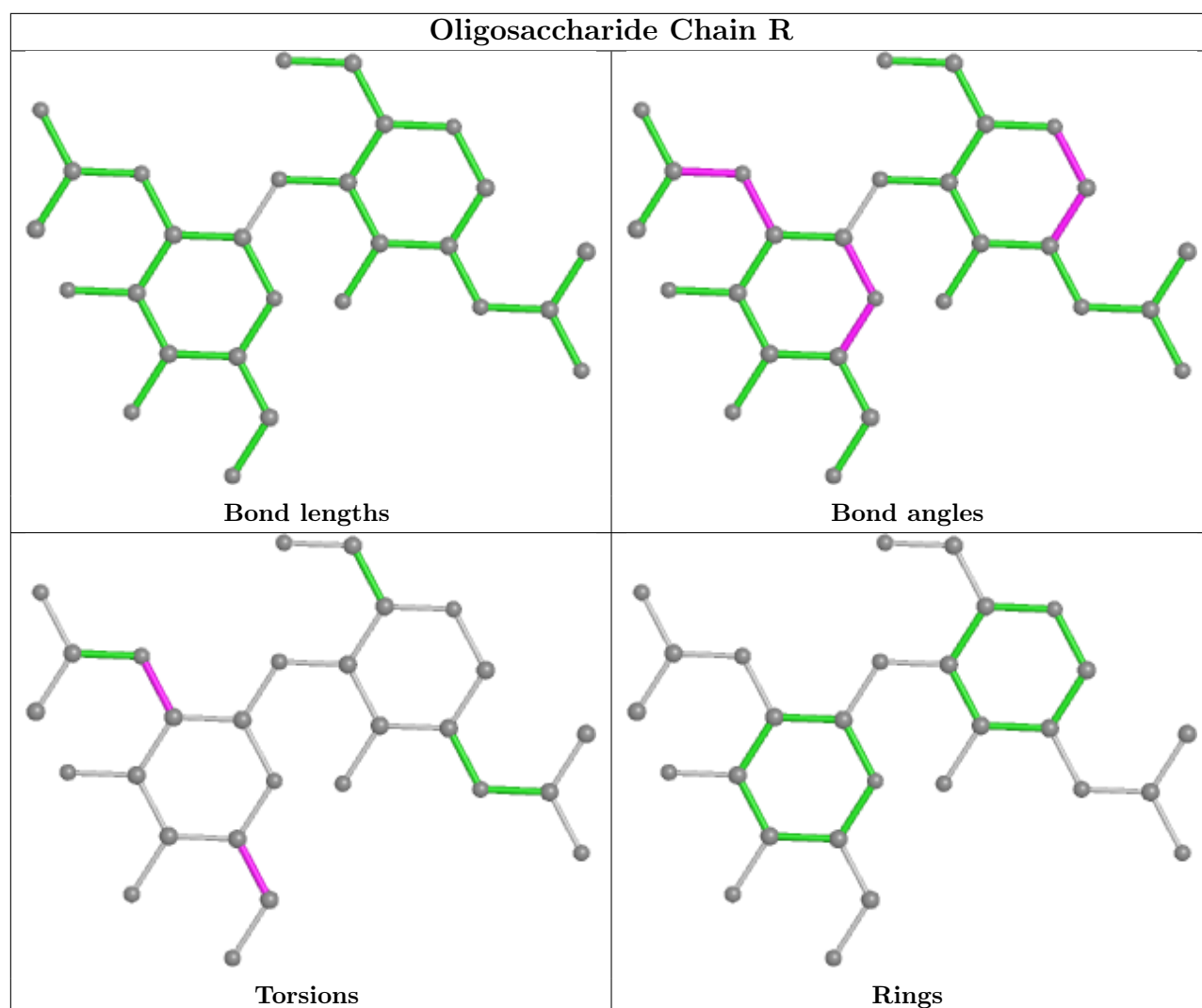


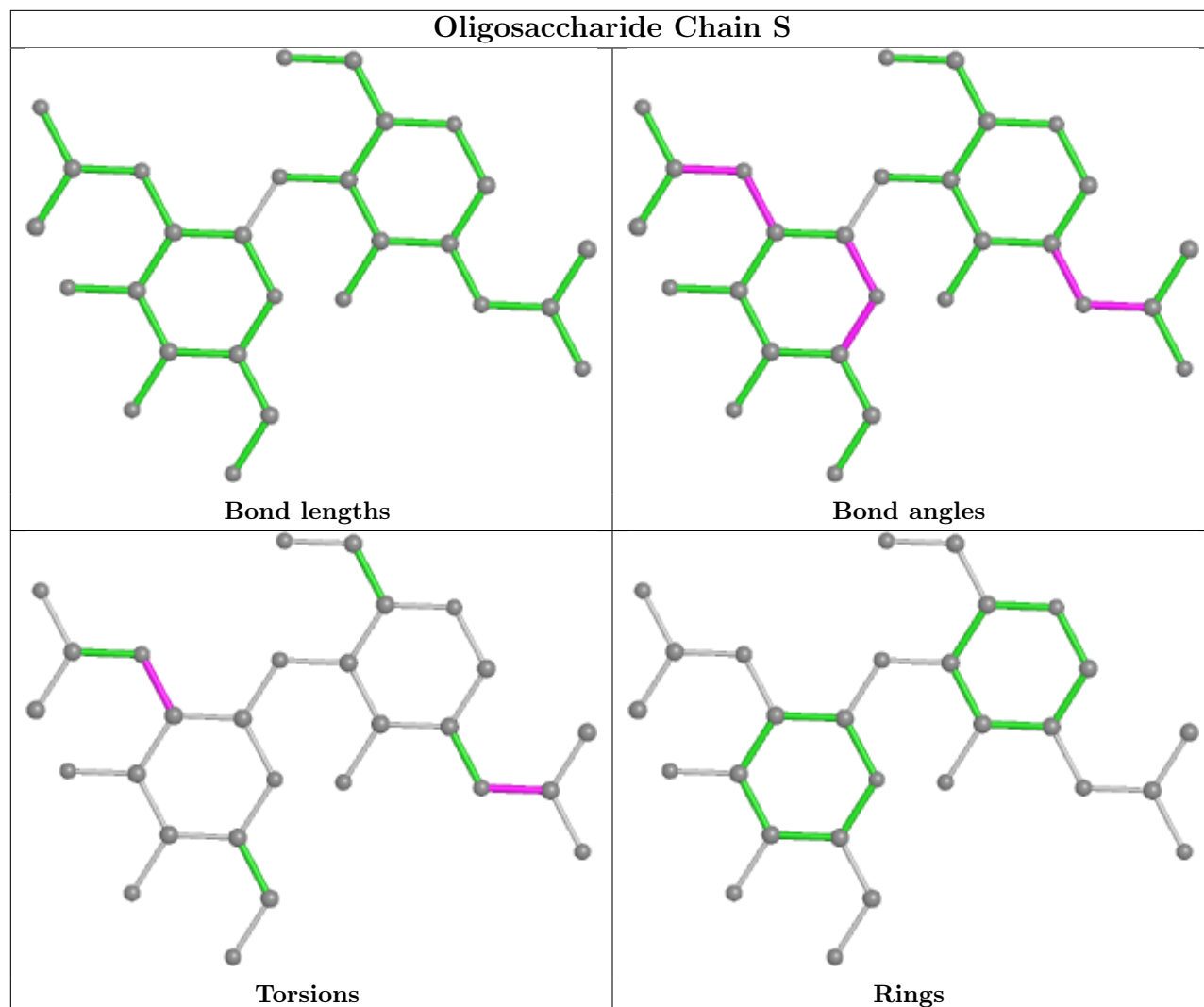


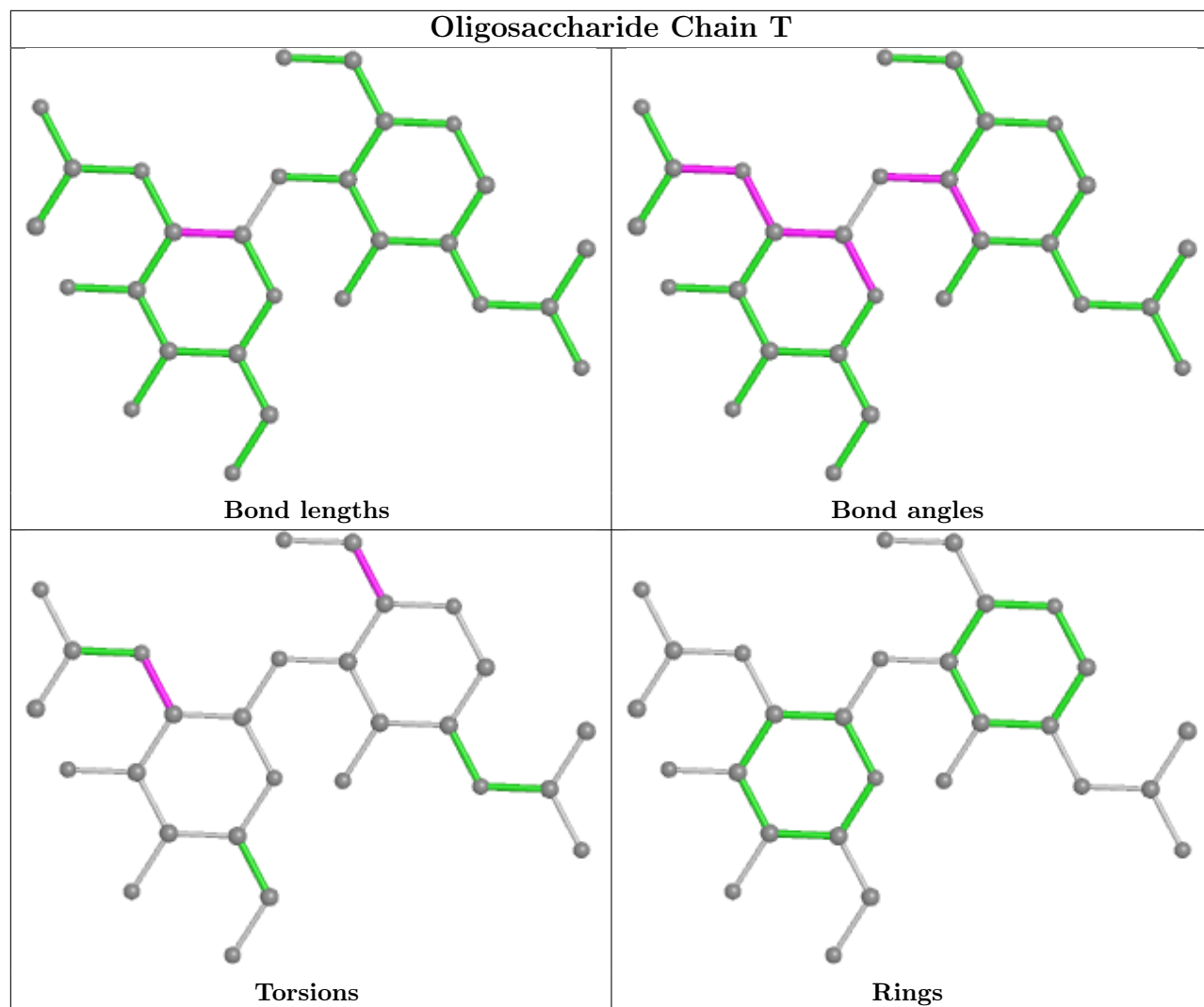


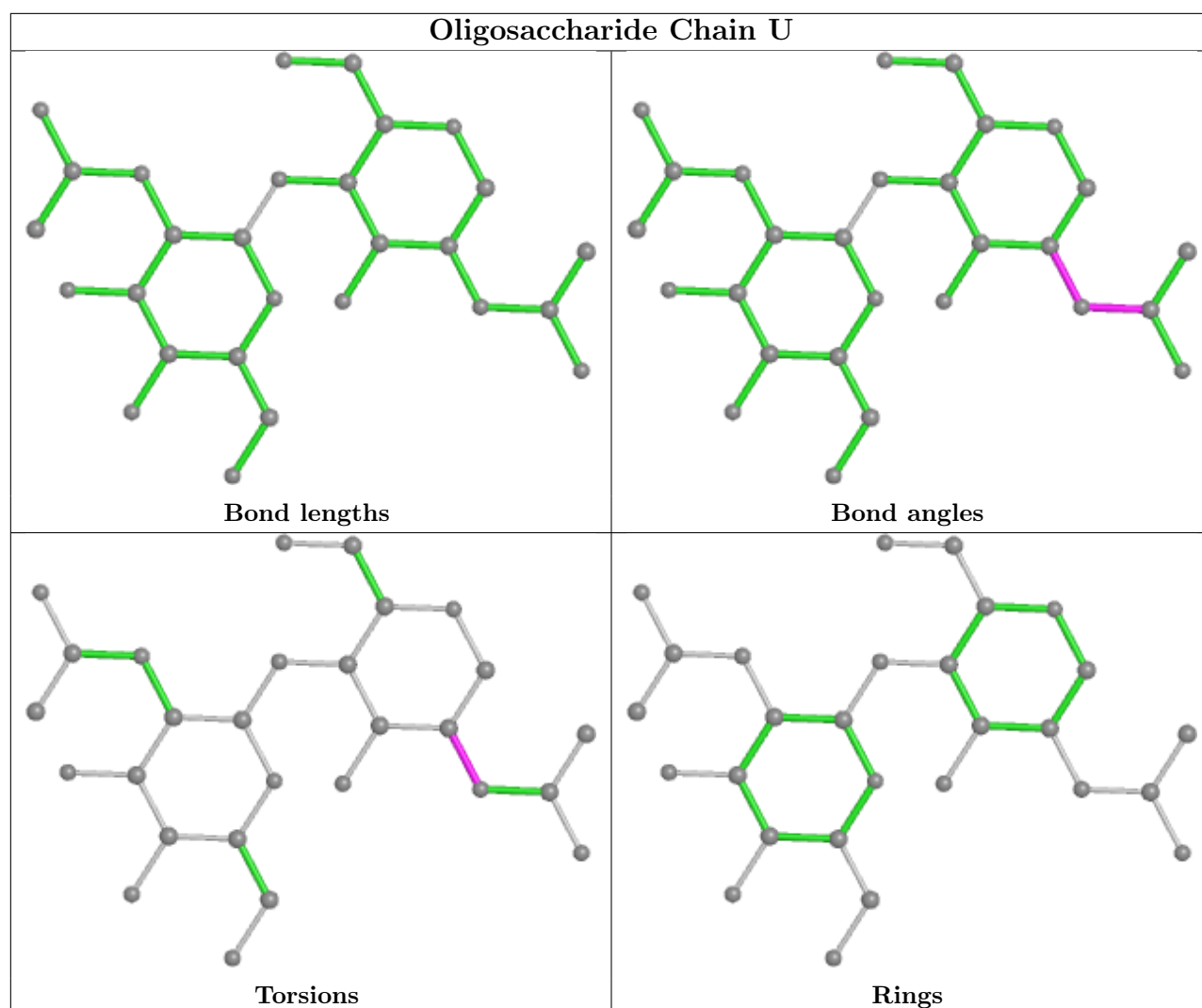












5.6 Ligand geometry [i](#)

33 ligands are modelled in this entry.

In the following table, the Counts columns list the number of bonds (or angles) for which Mogul statistics could be retrieved, the number of bonds (or angles) that are observed in the model and the number of bonds (or angles) that are defined in the Chemical Component Dictionary. The Link column lists molecule types, if any, to which the group is linked. The Z score for a bond length (or angle) is the number of standard deviations the observed value is removed from the expected value. A bond length (or angle) with $|Z| > 2$ is considered an outlier worth inspection. RMSZ is the root-mean-square of all Z scores of the bond lengths (or angles).

Mol	Type	Chain	Res	Link	Bond lengths			Bond angles		
					Counts	RMSZ	$\# Z > 2$	Counts	RMSZ	$\# Z > 2$
3	NAG	A	1306	1	14,14,15	0.72	0	17,19,21	1.04	1 (5%)
3	NAG	B	1303	1	14,14,15	0.72	0	17,19,21	0.90	0
3	NAG	C	1304	1	14,14,15	0.71	0	17,19,21	1.03	1 (5%)

Mol	Type	Chain	Res	Link	Bond lengths			Bond angles		
					Counts	RMSZ	# Z > 2	Counts	RMSZ	# Z > 2
3	NAG	A	1302	1	14,14,15	0.73	0	17,19,21	1.53	2 (11%)
3	NAG	A	1307	1	14,14,15	0.79	0	17,19,21	1.41	1 (5%)
3	NAG	B	1304	1	14,14,15	0.71	0	17,19,21	1.01	1 (5%)
3	NAG	A	1304	1	14,14,15	0.71	0	17,19,21	1.01	1 (5%)
3	NAG	C	1303	1	14,14,15	0.73	0	17,19,21	0.87	0
3	NAG	A	1301	1	14,14,15	0.81	0	17,19,21	0.87	0
3	NAG	C	1307	1	14,14,15	0.72	0	17,19,21	1.80	3 (17%)
3	NAG	A	1310	1	14,14,15	0.70	0	17,19,21	0.83	0
3	NAG	C	1305	1	14,14,15	0.77	0	17,19,21	0.85	0
3	NAG	C	1309	1	14,14,15	0.78	0	17,19,21	1.35	1 (5%)
3	NAG	A	1311	1	14,14,15	0.72	0	17,19,21	1.57	3 (17%)
3	NAG	B	1306	1	14,14,15	0.72	0	17,19,21	1.03	1 (5%)
3	NAG	A	1308	1	14,14,15	0.72	0	17,19,21	0.83	0
3	NAG	B	1301	1	14,14,15	0.79	0	17,19,21	0.80	0
3	NAG	B	1309	1	14,14,15	0.77	0	17,19,21	1.20	1 (5%)
3	NAG	C	1311	1	14,14,15	0.72	0	17,19,21	1.52	2 (11%)
3	NAG	A	1303	1	14,14,15	0.71	0	17,19,21	0.88	0
3	NAG	B	1302	1	14,14,15	0.72	0	17,19,21	1.53	2 (11%)
3	NAG	C	1308	-	14,14,15	0.71	0	17,19,21	0.85	0
3	NAG	B	1307	1	14,14,15	0.72	0	17,19,21	1.37	2 (11%)
3	NAG	A	1305	1	14,14,15	0.82	0	17,19,21	0.98	0
3	NAG	A	1309	1	14,14,15	0.80	0	17,19,21	1.95	4 (23%)
3	NAG	B	1310	1	14,14,15	0.71	0	17,19,21	0.83	0
3	NAG	C	1306	1	14,14,15	0.69	0	17,19,21	1.03	1 (5%)
3	NAG	C	1310	1	14,14,15	0.70	0	17,19,21	0.84	0
3	NAG	B	1311	1	14,14,15	0.73	0	17,19,21	1.54	3 (17%)
3	NAG	B	1308	1	14,14,15	0.71	0	17,19,21	0.80	0
3	NAG	C	1302	1	14,14,15	0.73	0	17,19,21	1.54	2 (11%)
3	NAG	C	1301	1	14,14,15	0.78	0	17,19,21	0.79	0
3	NAG	B	1305	1	14,14,15	0.79	1 (7%)	17,19,21	2.86	6 (35%)

In the following table, the Chirals column lists the number of chiral outliers, the number of chiral centers analysed, the number of these observed in the model and the number defined in the Chemical Component Dictionary. Similar counts are reported in the Torsion and Rings columns. '-' means no outliers of that kind were identified.

Mol	Type	Chain	Res	Link	Chirals	Torsions	Rings
3	NAG	A	1306	1	-	3/6/23/26	0/1/1/1

Continued on next page...

Continued from previous page...

Mol	Type	Chain	Res	Link	Chirals	Torsions	Rings
3	NAG	B	1303	1	-	0/6/23/26	0/1/1/1
3	NAG	C	1304	1	-	2/6/23/26	0/1/1/1
3	NAG	A	1302	1	-	1/6/23/26	0/1/1/1
3	NAG	A	1307	1	-	1/6/23/26	0/1/1/1
3	NAG	B	1304	1	-	2/6/23/26	0/1/1/1
3	NAG	A	1304	1	-	2/6/23/26	0/1/1/1
3	NAG	C	1303	1	-	0/6/23/26	0/1/1/1
3	NAG	A	1301	1	-	0/6/23/26	0/1/1/1
3	NAG	C	1307	1	-	2/6/23/26	0/1/1/1
3	NAG	A	1310	1	-	0/6/23/26	0/1/1/1
3	NAG	C	1305	1	-	1/6/23/26	0/1/1/1
3	NAG	C	1309	1	-	0/6/23/26	0/1/1/1
3	NAG	A	1311	1	-	1/6/23/26	0/1/1/1
3	NAG	B	1306	1	-	3/6/23/26	0/1/1/1
3	NAG	A	1308	1	-	0/6/23/26	0/1/1/1
3	NAG	B	1301	1	-	0/6/23/26	0/1/1/1
3	NAG	B	1309	1	-	0/6/23/26	0/1/1/1
3	NAG	C	1311	1	-	1/6/23/26	0/1/1/1
3	NAG	A	1303	1	-	0/6/23/26	0/1/1/1
3	NAG	B	1302	1	-	1/6/23/26	0/1/1/1
3	NAG	C	1308	-	-	0/6/23/26	0/1/1/1
3	NAG	B	1307	1	-	2/6/23/26	0/1/1/1
3	NAG	A	1305	1	-	0/6/23/26	0/1/1/1
3	NAG	A	1309	1	-	2/6/23/26	0/1/1/1
3	NAG	B	1310	1	-	0/6/23/26	0/1/1/1
3	NAG	C	1306	1	-	3/6/23/26	0/1/1/1
3	NAG	C	1310	1	-	0/6/23/26	0/1/1/1
3	NAG	B	1311	1	-	1/6/23/26	0/1/1/1
3	NAG	B	1308	1	-	0/6/23/26	0/1/1/1
3	NAG	C	1302	1	-	1/6/23/26	0/1/1/1
3	NAG	C	1301	1	-	0/6/23/26	0/1/1/1
3	NAG	B	1305	1	-	3/6/23/26	0/1/1/1

All (1) bond length outliers are listed below:

Mol	Chain	Res	Type	Atoms	Z	Observed(Å)	Ideal(Å)
3	B	1305	NAG	C1-C2	2.38	1.55	1.52

All (38) bond angle outliers are listed below:

Mol	Chain	Res	Type	Atoms	Z	Observed(°)	Ideal(°)
3	B	1305	NAG	C1-O5-C5	7.91	122.91	112.19
3	B	1305	NAG	C2-N2-C7	6.09	131.58	122.90
3	A	1309	NAG	C1-O5-C5	5.08	119.07	112.19
3	B	1302	NAG	C2-N2-C7	4.36	129.11	122.90
3	C	1302	NAG	C2-N2-C7	4.35	129.10	122.90
3	A	1302	NAG	C2-N2-C7	4.31	129.04	122.90
3	A	1307	NAG	C2-N2-C7	4.31	129.03	122.90
3	C	1311	NAG	C2-N2-C7	4.29	129.01	122.90
3	C	1307	NAG	C2-N2-C7	4.29	129.01	122.90
3	B	1311	NAG	C2-N2-C7	4.25	128.95	122.90
3	A	1311	NAG	C2-N2-C7	4.21	128.90	122.90
3	B	1307	NAG	C2-N2-C7	4.21	128.90	122.90
3	A	1309	NAG	C2-N2-C7	4.15	128.82	122.90
3	C	1307	NAG	C1-O5-C5	4.05	117.68	112.19
3	C	1309	NAG	C1-O5-C5	3.88	117.44	112.19
3	B	1309	NAG	C1-O5-C5	3.24	116.58	112.19
3	B	1305	NAG	C1-C2-N2	-3.10	105.19	110.49
3	B	1305	NAG	C3-C4-C5	-3.02	104.86	110.24
3	A	1306	NAG	C2-N2-C7	2.71	126.77	122.90
3	B	1306	NAG	C2-N2-C7	2.66	126.69	122.90
3	C	1304	NAG	C2-N2-C7	2.57	126.56	122.90
3	B	1304	NAG	C2-N2-C7	2.55	126.53	122.90
3	A	1304	NAG	C2-N2-C7	2.49	126.45	122.90
3	B	1305	NAG	O4-C4-C3	-2.46	104.67	110.35
3	A	1311	NAG	C1-O5-C5	2.45	115.52	112.19
3	C	1306	NAG	C2-N2-C7	2.44	126.38	122.90
3	B	1305	NAG	O4-C4-C5	2.35	115.14	109.30
3	B	1311	NAG	C1-O5-C5	2.34	115.36	112.19
3	C	1307	NAG	O7-C7-N2	2.34	126.25	121.95
3	A	1309	NAG	C3-C4-C5	-2.27	106.19	110.24
3	B	1302	NAG	O5-C1-C2	-2.26	107.71	111.29
3	A	1302	NAG	O5-C1-C2	-2.12	107.93	111.29
3	A	1311	NAG	O7-C7-N2	2.11	125.83	121.95
3	B	1311	NAG	O7-C7-N2	2.08	125.78	121.95
3	C	1302	NAG	O5-C1-C2	-2.08	108.00	111.29
3	B	1307	NAG	O7-C7-N2	2.07	125.75	121.95
3	C	1311	NAG	O7-C7-N2	2.04	125.70	121.95
3	A	1309	NAG	O5-C1-C2	2.03	114.49	111.29

There are no chirality outliers.

All (32) torsion outliers are listed below:

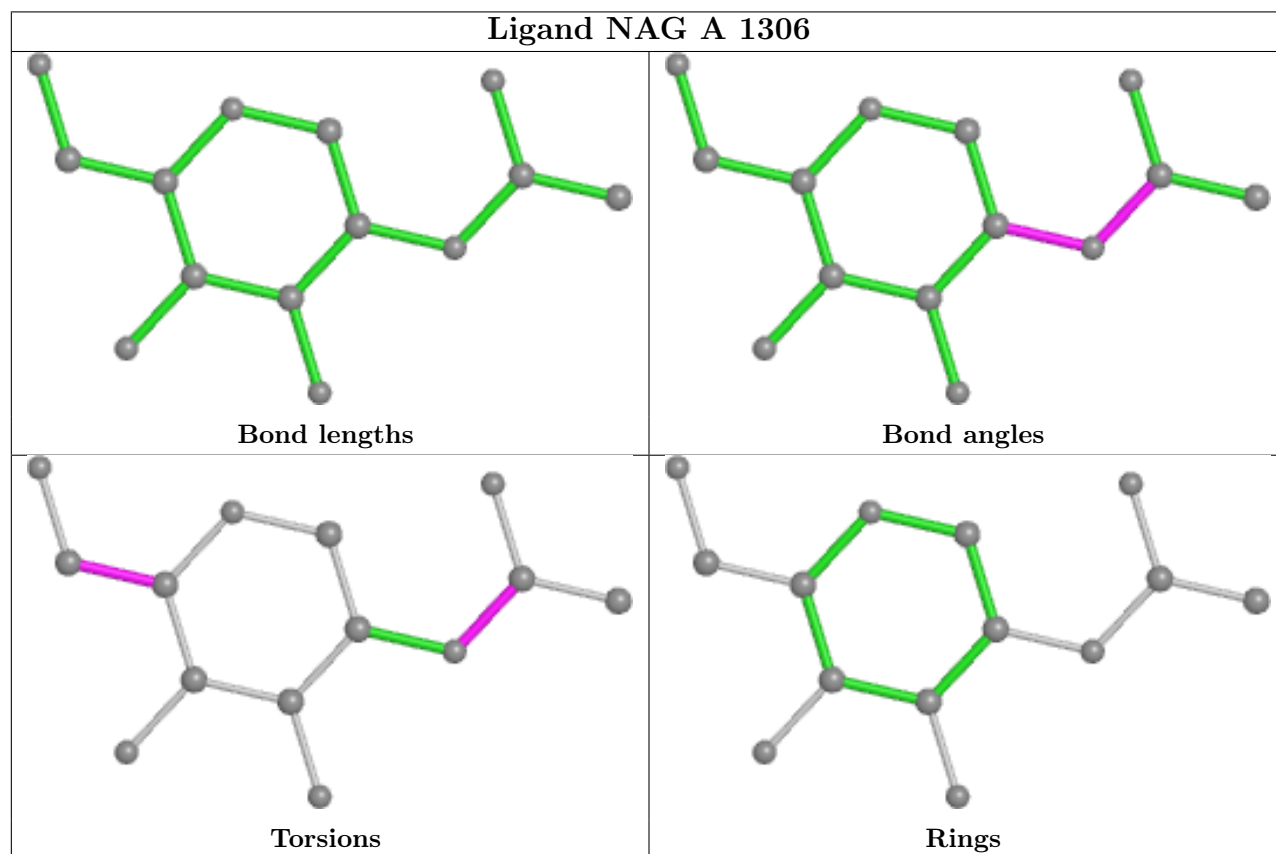
Mol	Chain	Res	Type	Atoms
3	B	1305	NAG	C1-C2-N2-C7
3	A	1304	NAG	C8-C7-N2-C2
3	A	1304	NAG	O7-C7-N2-C2
3	A	1306	NAG	C8-C7-N2-C2
3	A	1306	NAG	O7-C7-N2-C2
3	A	1309	NAG	C8-C7-N2-C2
3	A	1309	NAG	O7-C7-N2-C2
3	B	1304	NAG	C8-C7-N2-C2
3	B	1304	NAG	O7-C7-N2-C2
3	B	1306	NAG	C8-C7-N2-C2
3	B	1306	NAG	O7-C7-N2-C2
3	C	1304	NAG	C8-C7-N2-C2
3	C	1304	NAG	O7-C7-N2-C2
3	C	1306	NAG	C8-C7-N2-C2
3	C	1306	NAG	O7-C7-N2-C2
3	C	1306	NAG	O5-C5-C6-O6
3	A	1306	NAG	O5-C5-C6-O6
3	B	1307	NAG	O5-C5-C6-O6
3	C	1305	NAG	O5-C5-C6-O6
3	C	1307	NAG	O5-C5-C6-O6
3	B	1305	NAG	O5-C5-C6-O6
3	B	1306	NAG	O5-C5-C6-O6
3	A	1302	NAG	C3-C2-N2-C7
3	A	1307	NAG	C3-C2-N2-C7
3	A	1311	NAG	C3-C2-N2-C7
3	B	1302	NAG	C3-C2-N2-C7
3	B	1305	NAG	C3-C2-N2-C7
3	B	1307	NAG	C3-C2-N2-C7
3	B	1311	NAG	C3-C2-N2-C7
3	C	1302	NAG	C3-C2-N2-C7
3	C	1307	NAG	C3-C2-N2-C7
3	C	1311	NAG	C3-C2-N2-C7

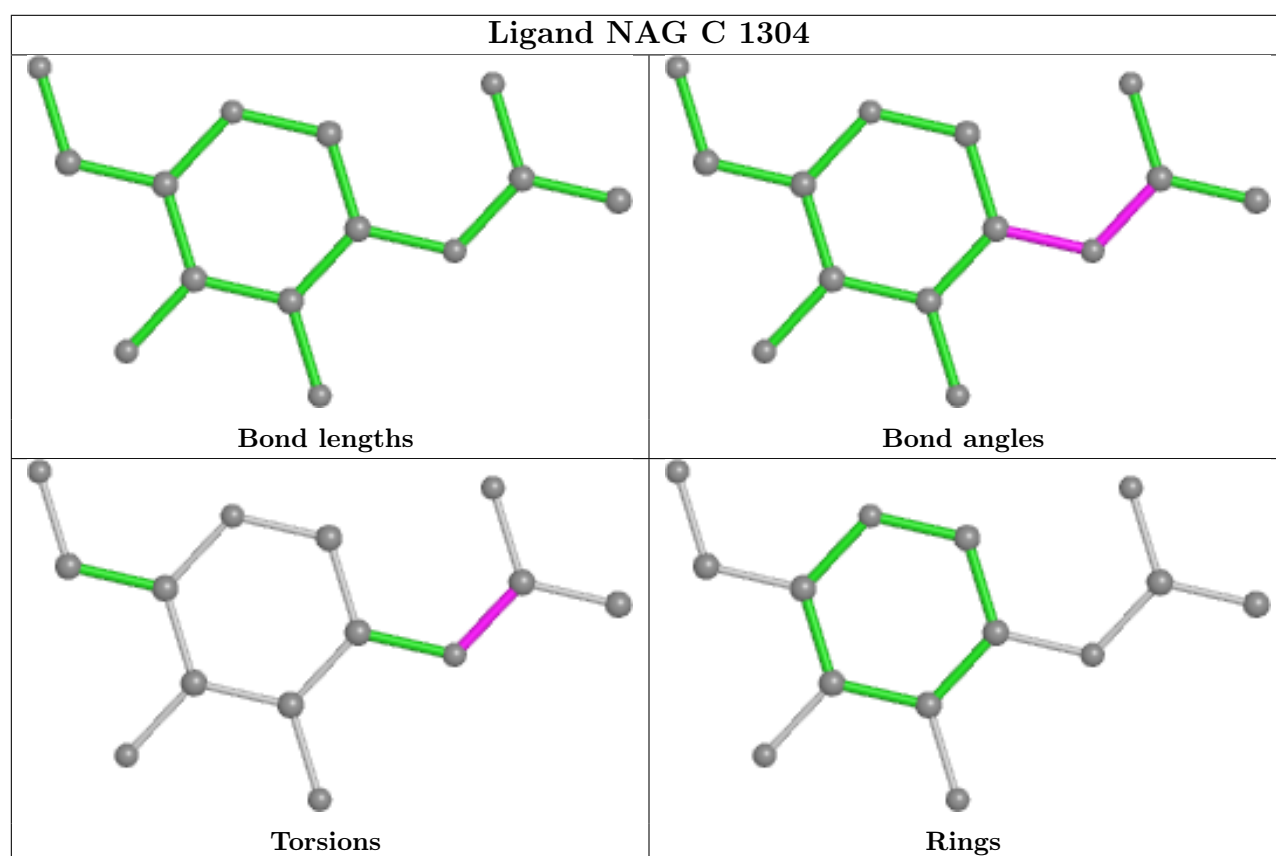
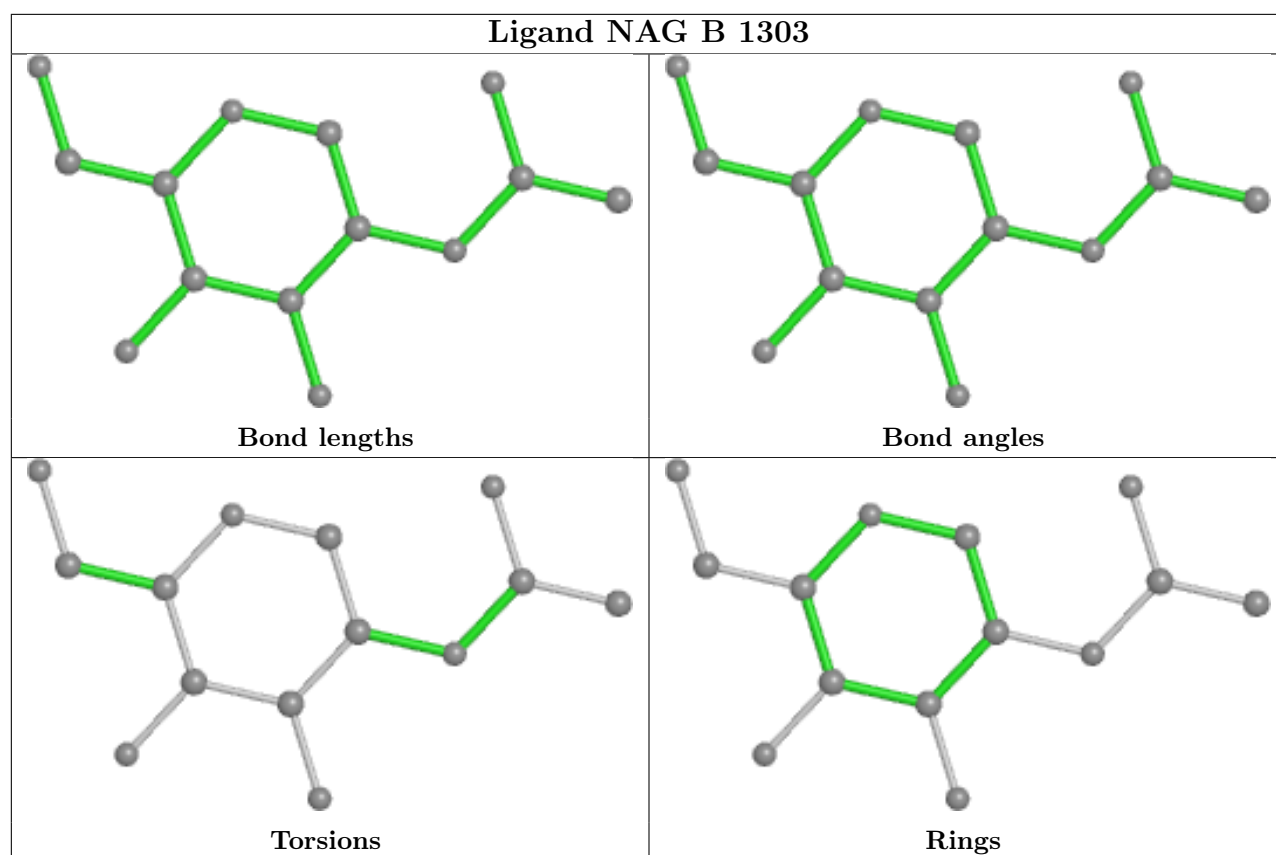
There are no ring outliers.

No monomer is involved in short contacts.

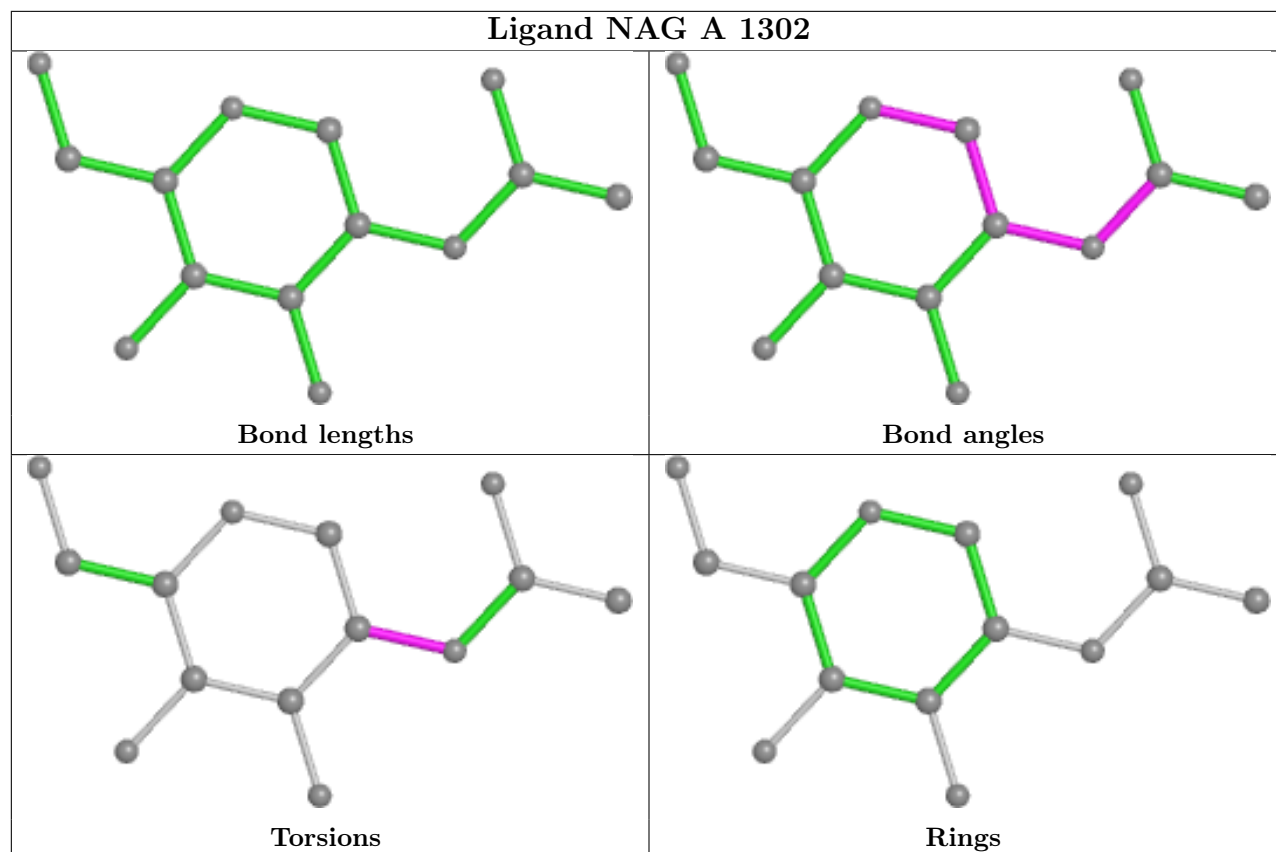
The following is a two-dimensional graphical depiction of Mogul quality analysis of bond lengths, bond angles, torsion angles, and ring geometry for all instances of the Ligand of Interest. In addition, ligands with molecular weight > 250 and outliers as shown on the validation Tables will also be included. For torsion angles, if less than 5% of the Mogul distribution of torsion angles is within 10 degrees of the torsion angle in question, then that torsion angle is considered an outlier. Any bond that is central to one or more torsion angles identified as an outlier by Mogul will be highlighted in the graph. For rings, the root-mean-square deviation (RMSD) between the ring in question and similar rings identified by Mogul is calculated over all ring torsion angles. If the

average RMSD is greater than 60 degrees and the minimal RMSD between the ring in question and any Mogul-identified rings is also greater than 60 degrees, then that ring is considered an outlier. The outliers are highlighted in purple. The color gray indicates Mogul did not find sufficient equivalents in the CSD to analyse the geometry.

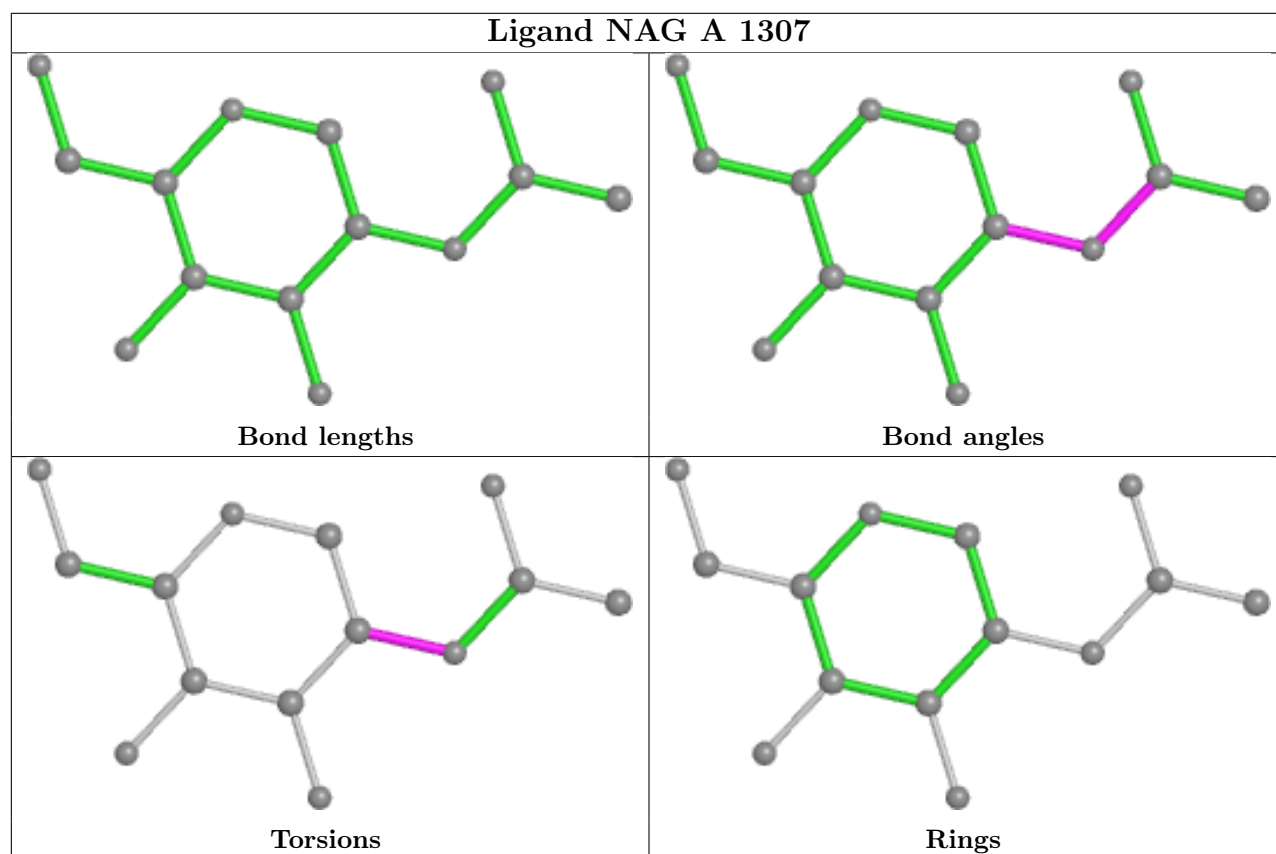




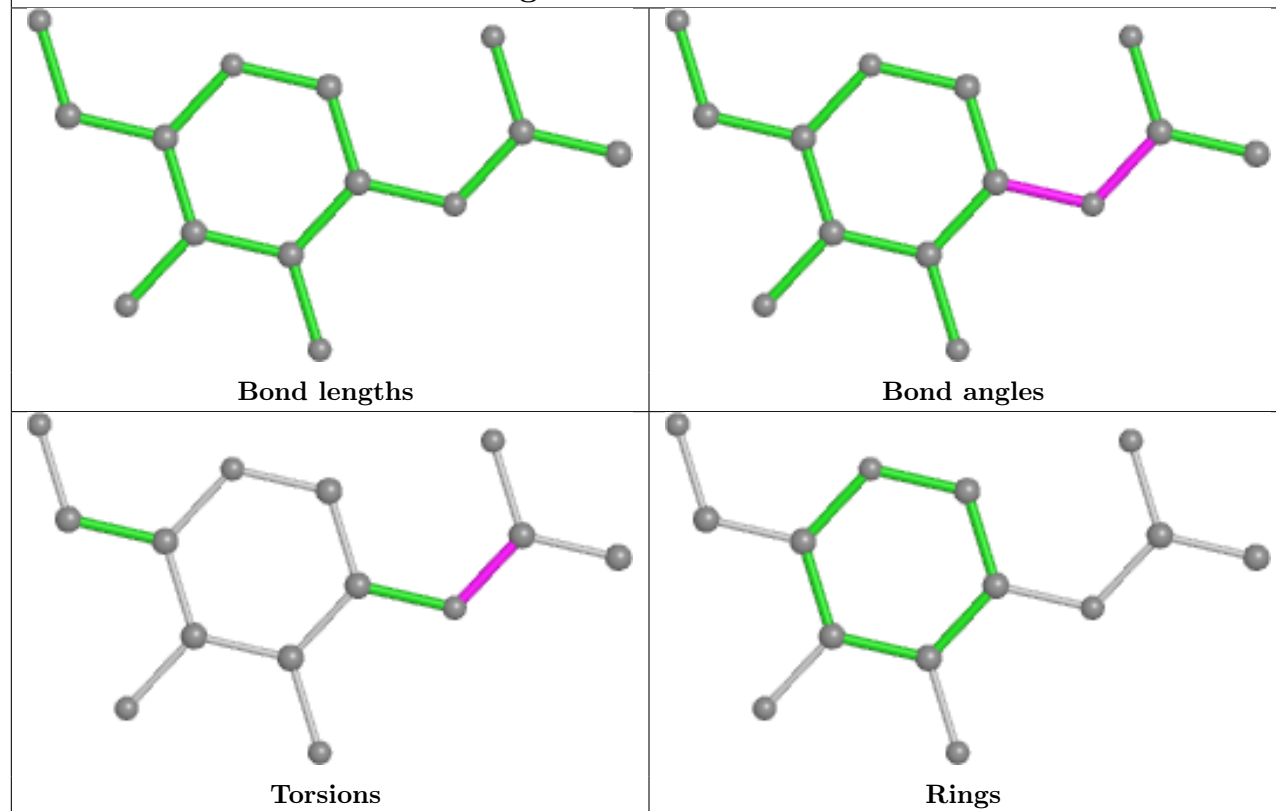
Ligand NAG A 1302



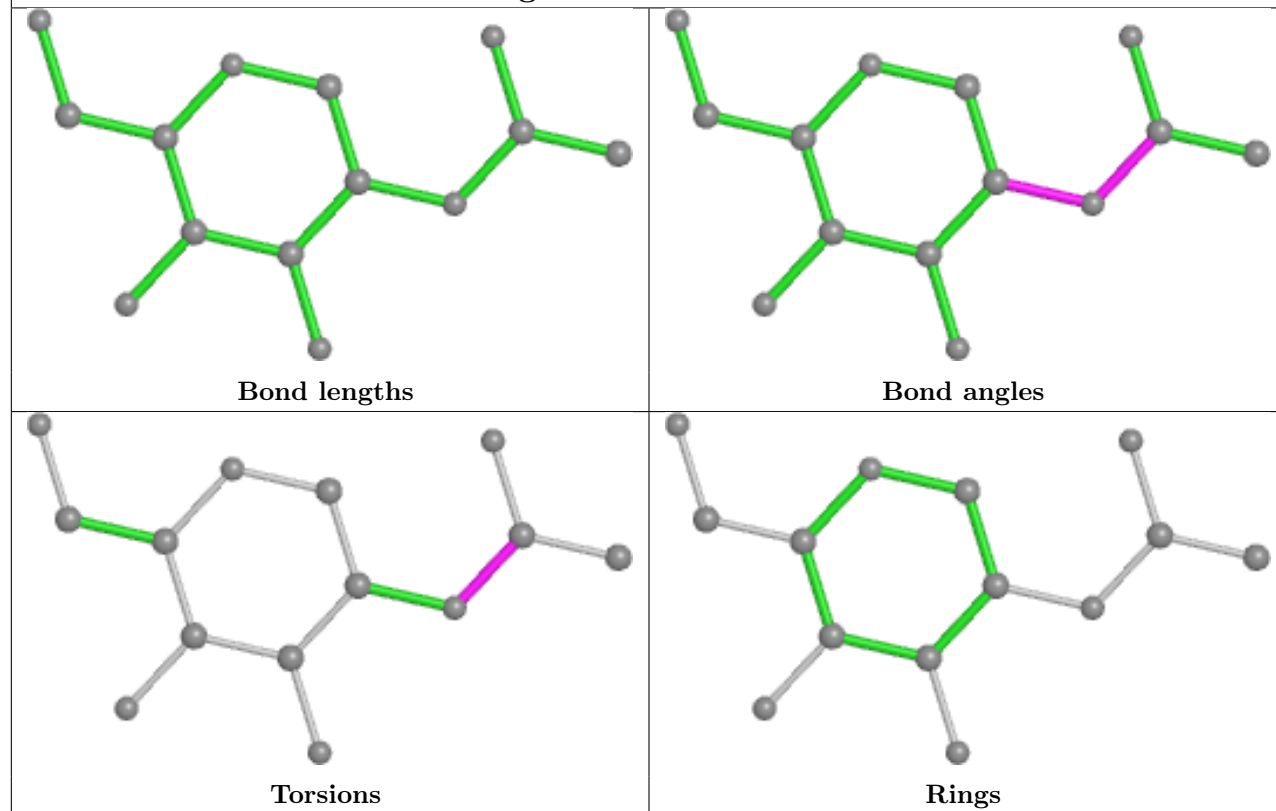
Ligand NAG A 1307



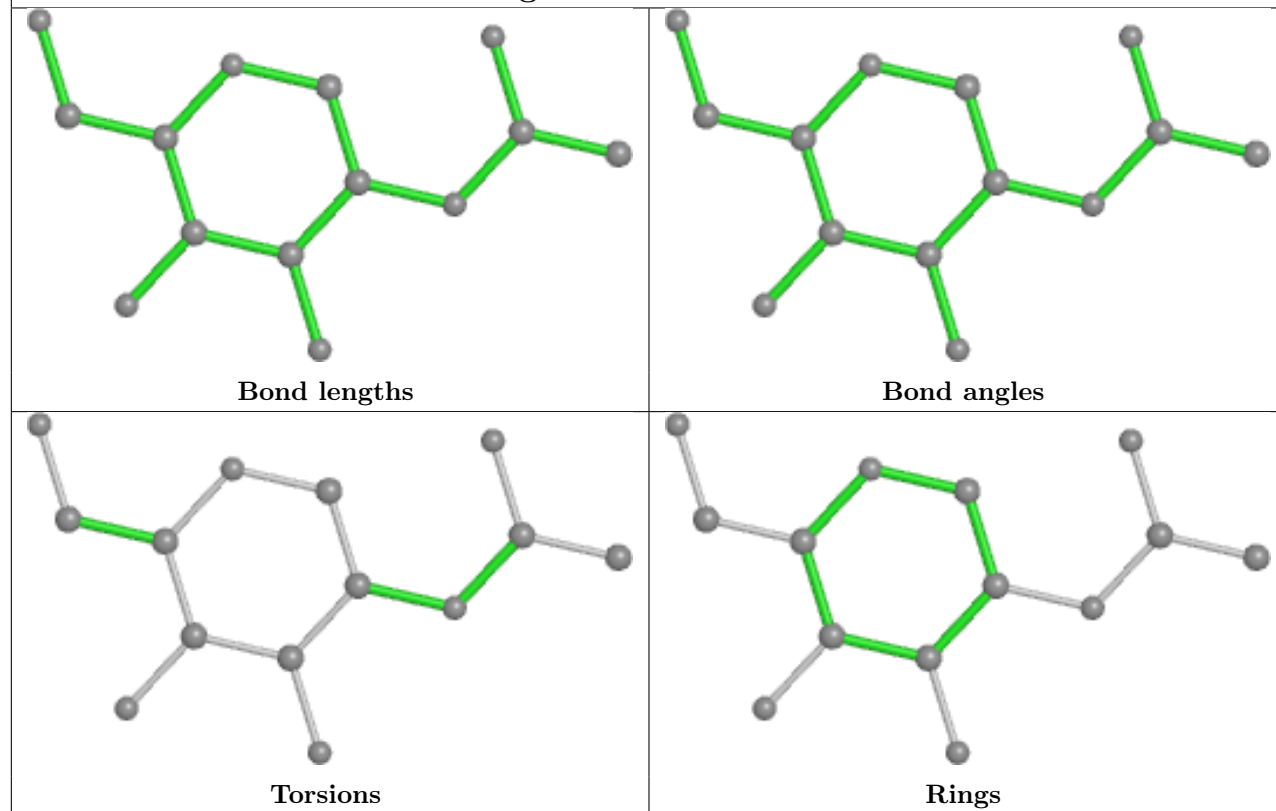
Ligand NAG B 1304



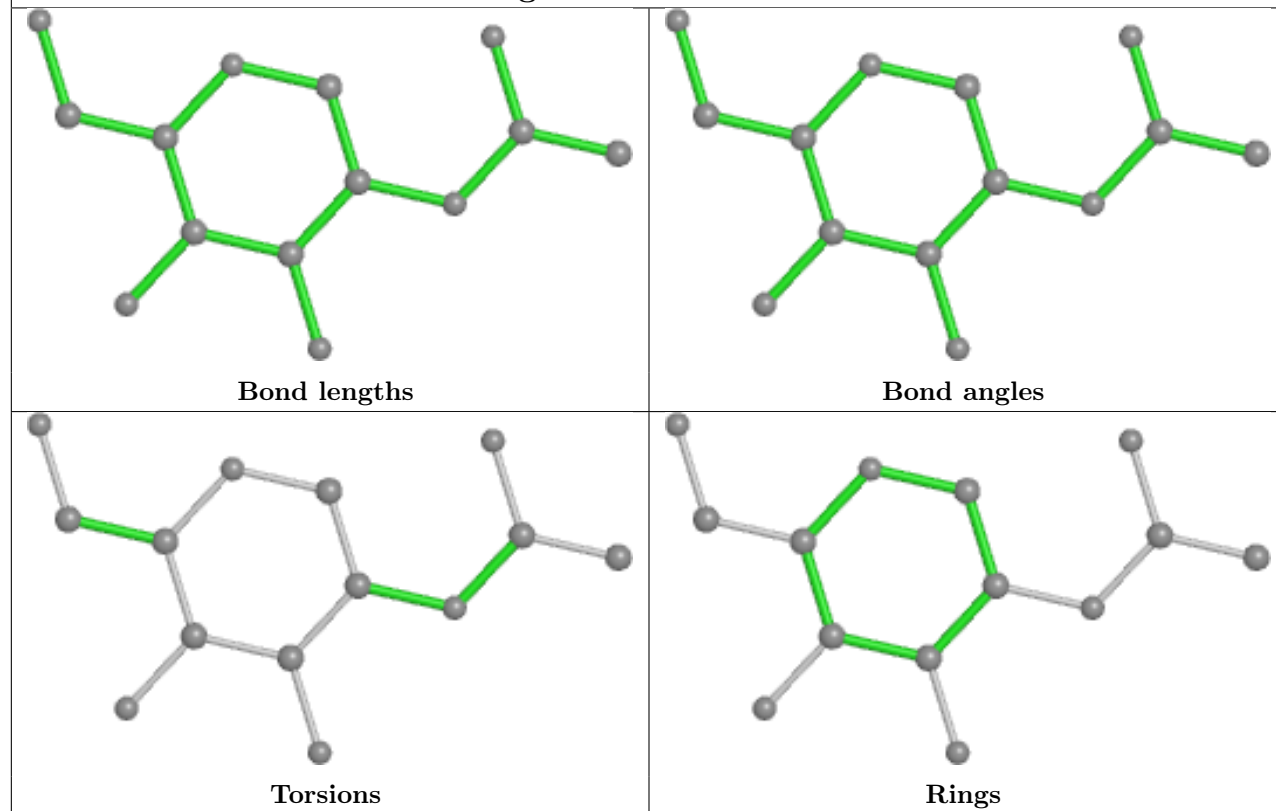
Ligand NAG A 1304



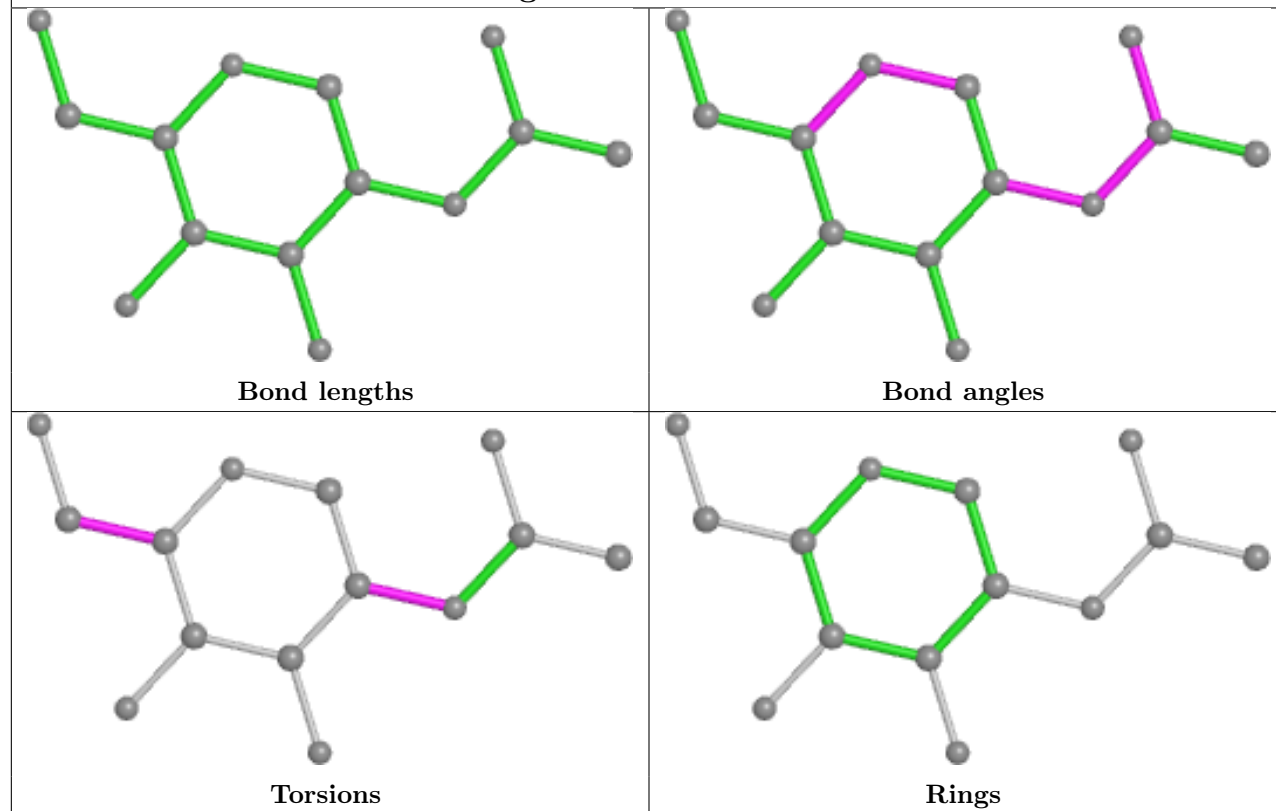
Ligand NAG C 1303



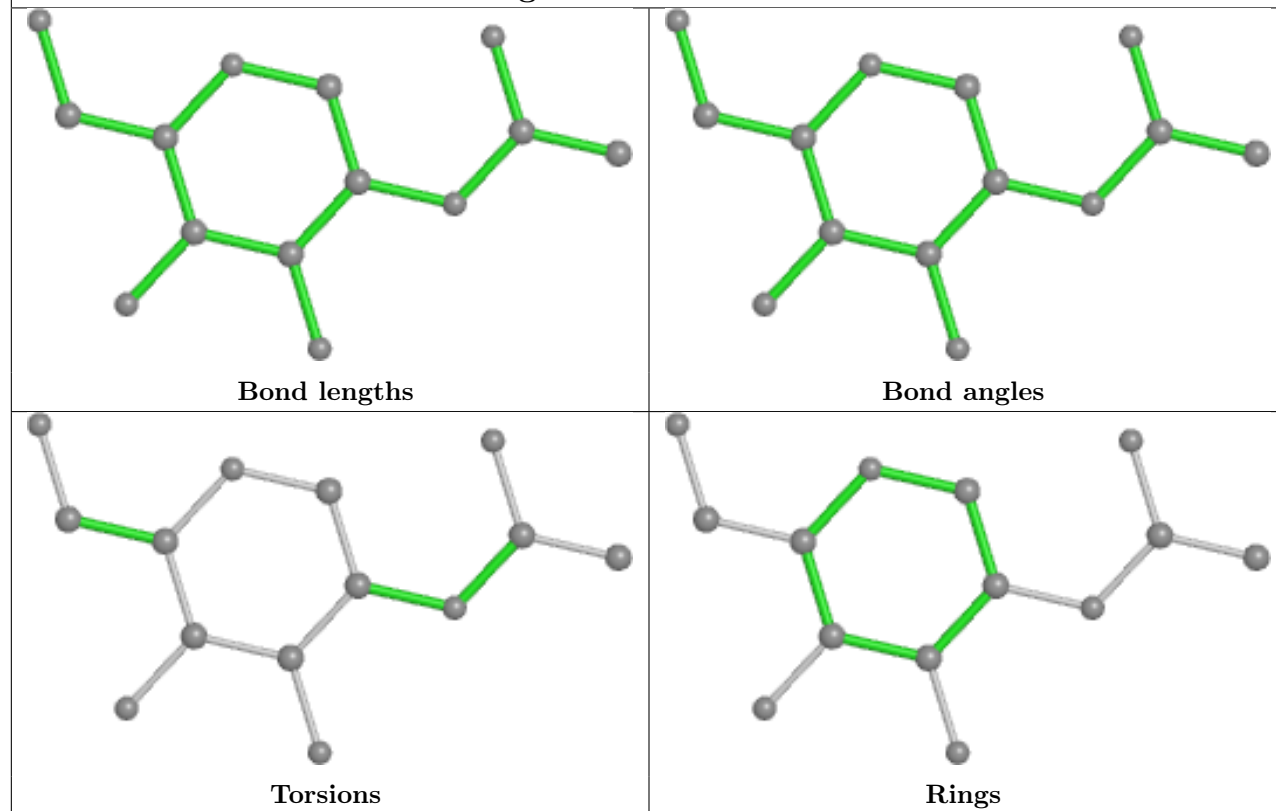
Ligand NAG A 1301



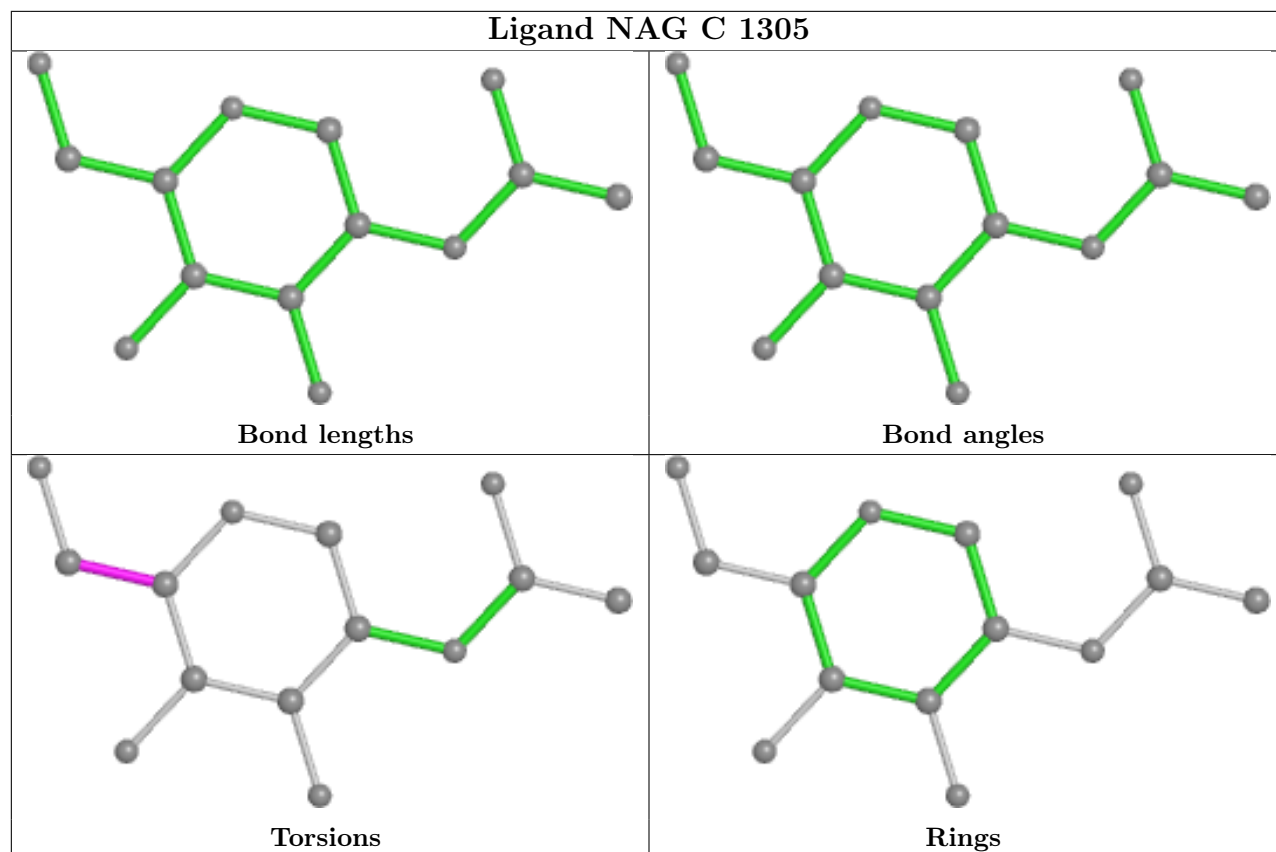
Ligand NAG C 1307



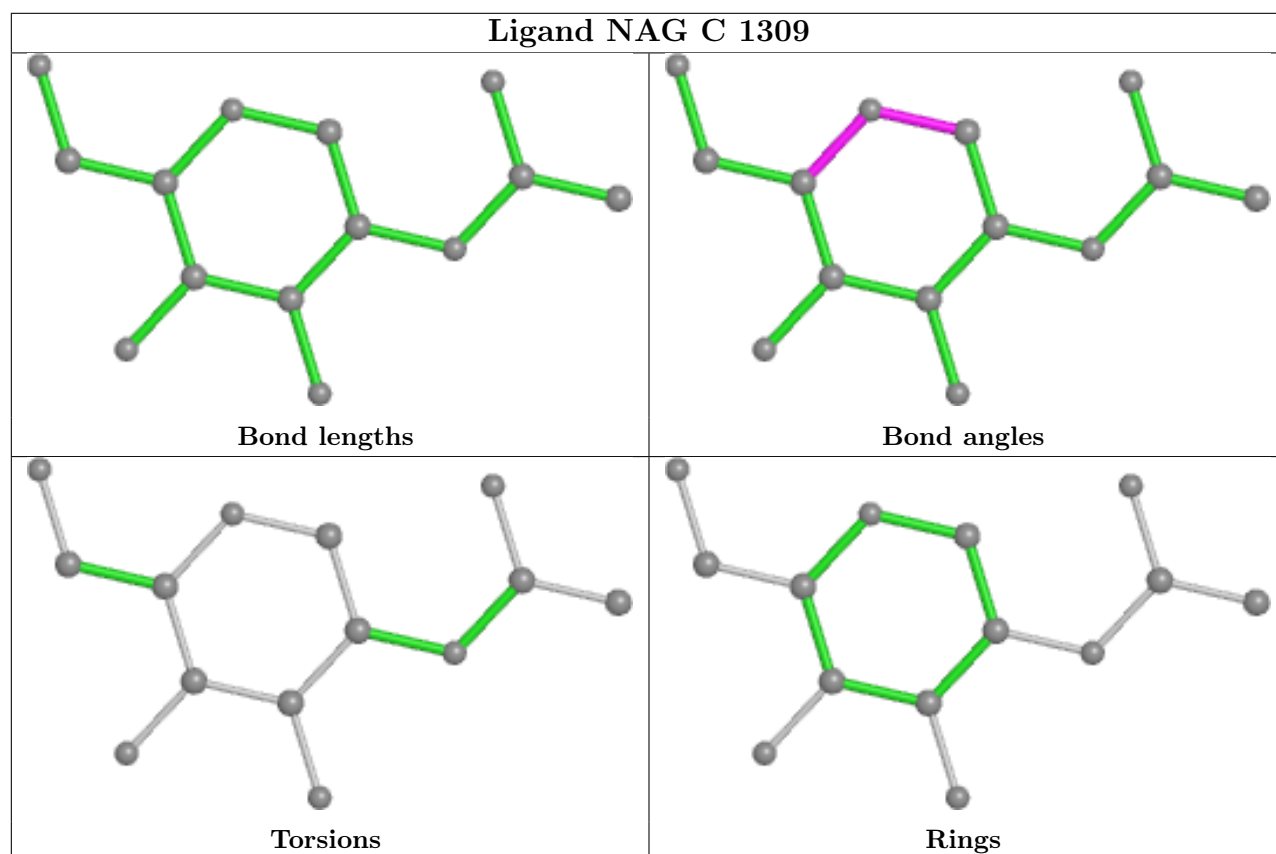
Ligand NAG A 1310



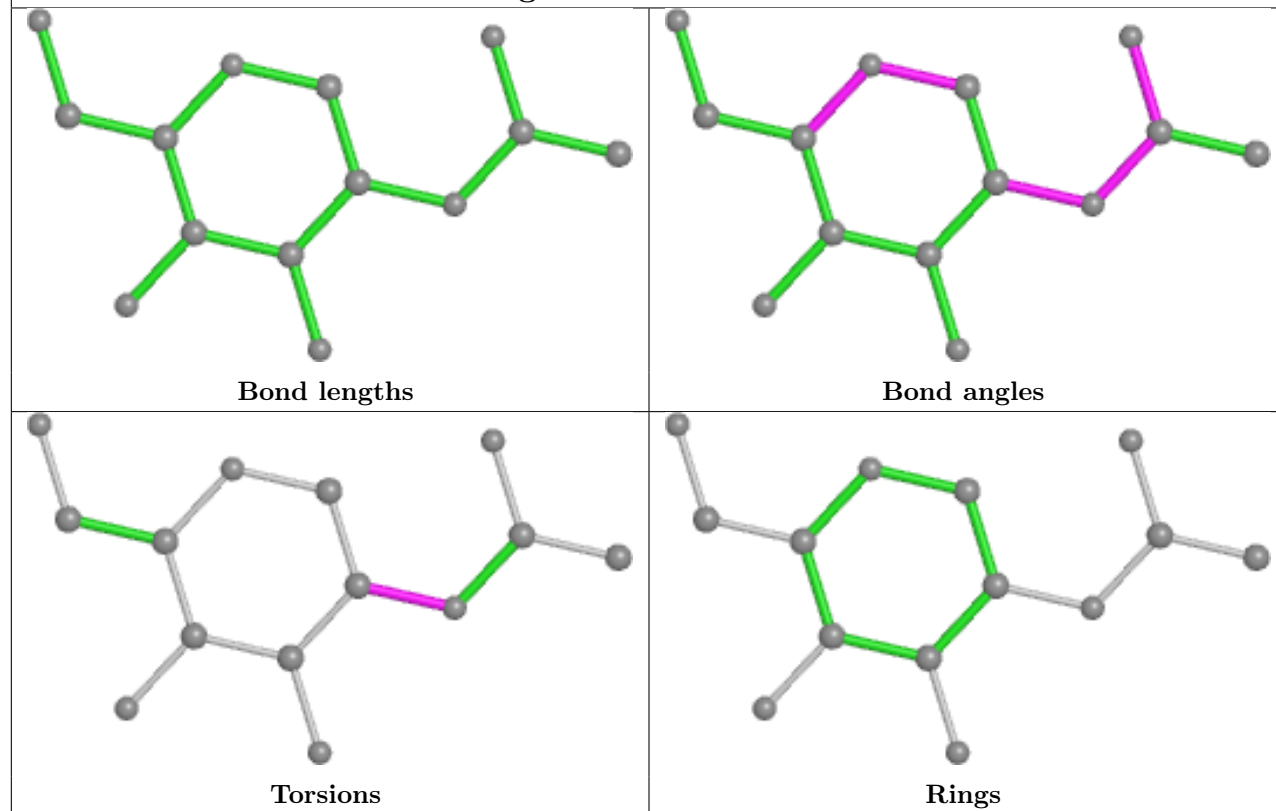
Ligand NAG C 1305



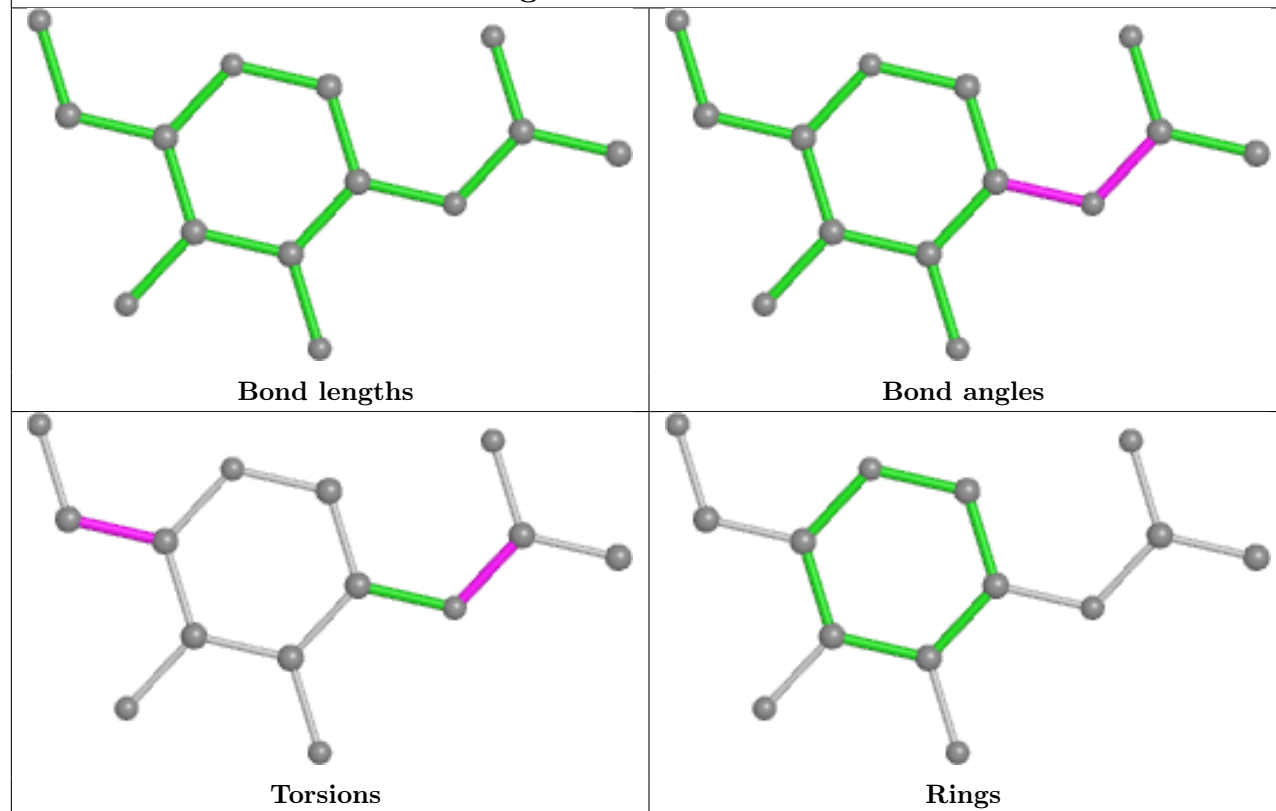
Ligand NAG C 1309



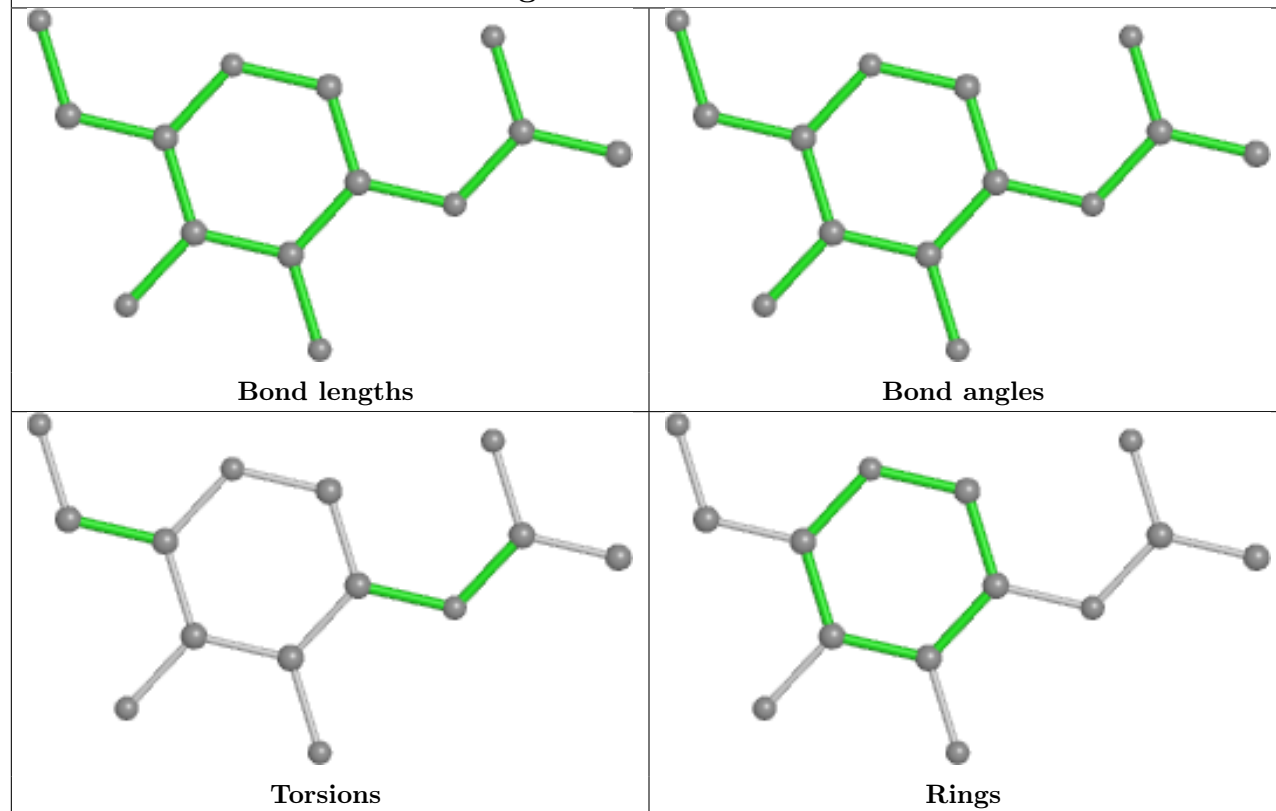
Ligand NAG A 1311



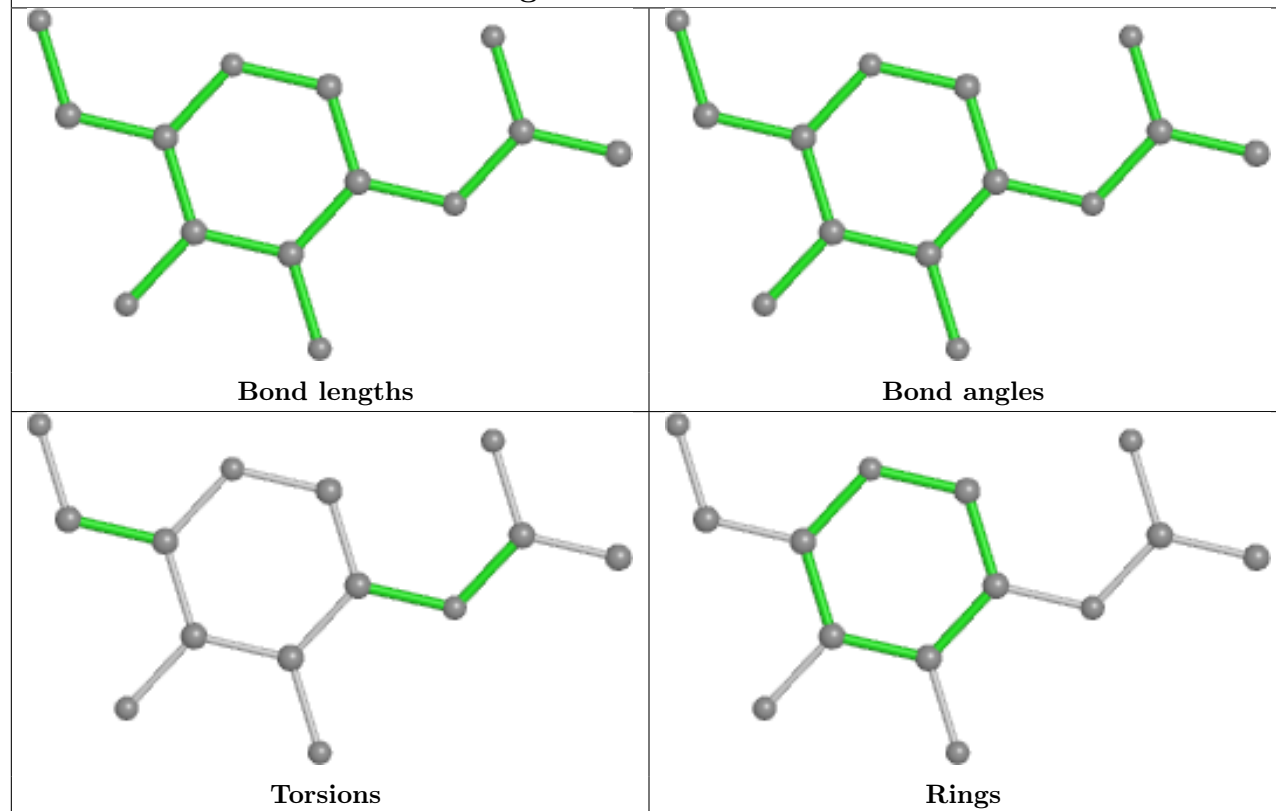
Ligand NAG B 1306

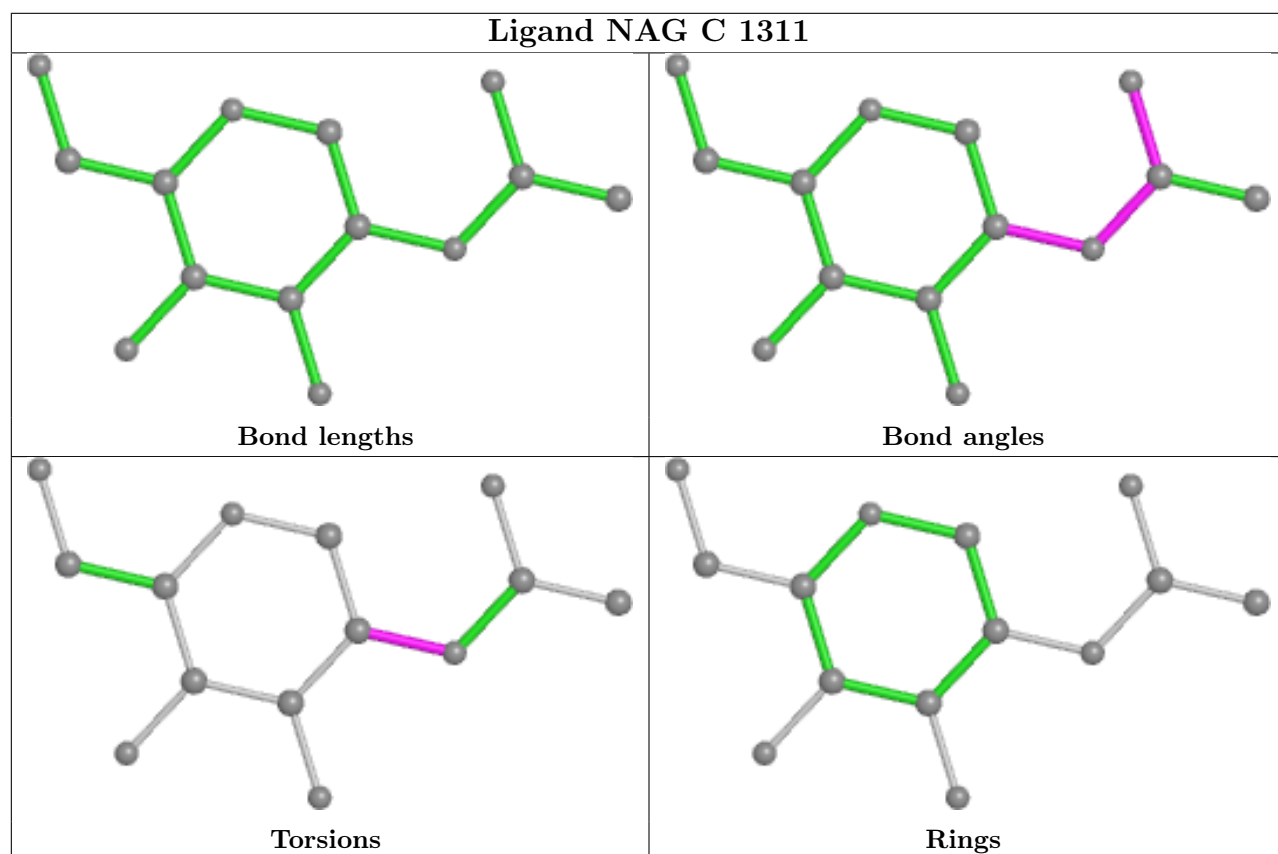
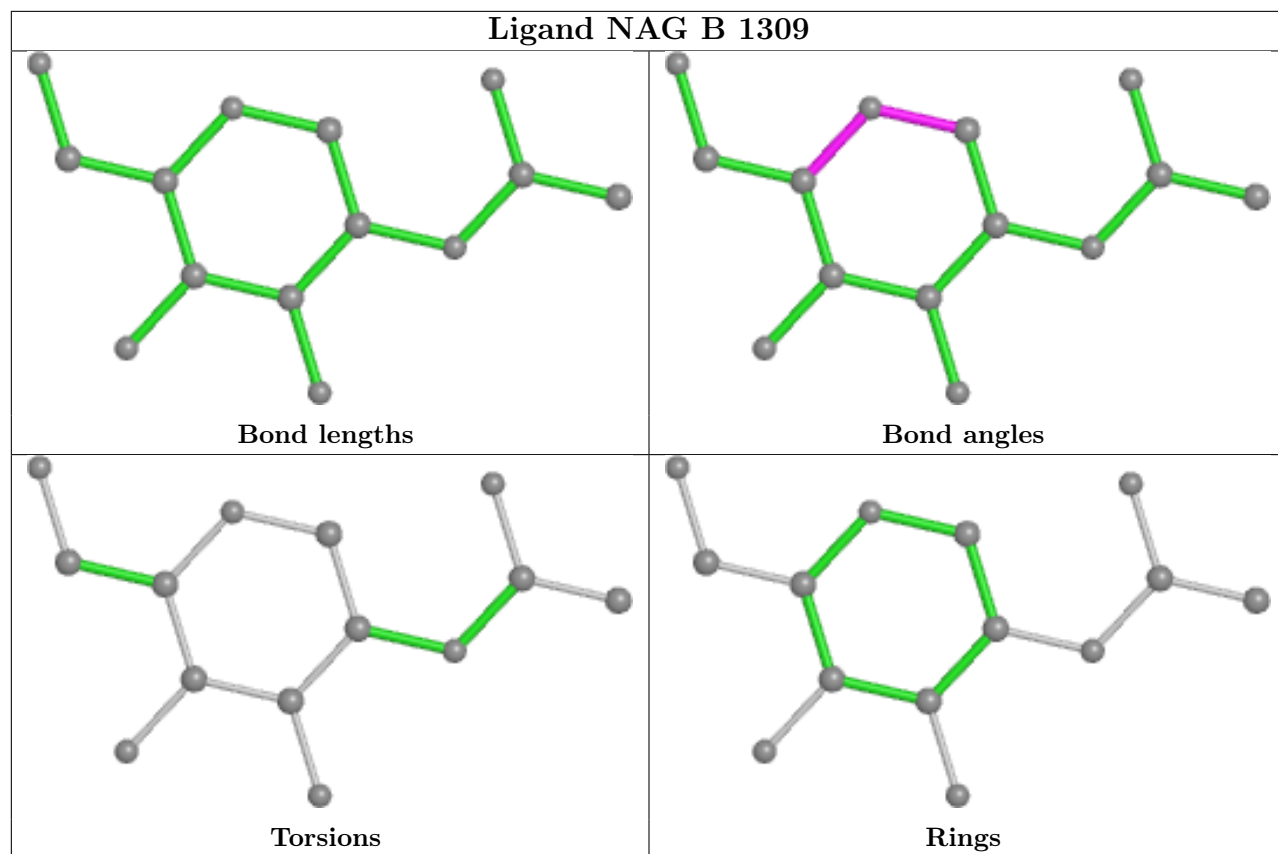


Ligand NAG A 1308

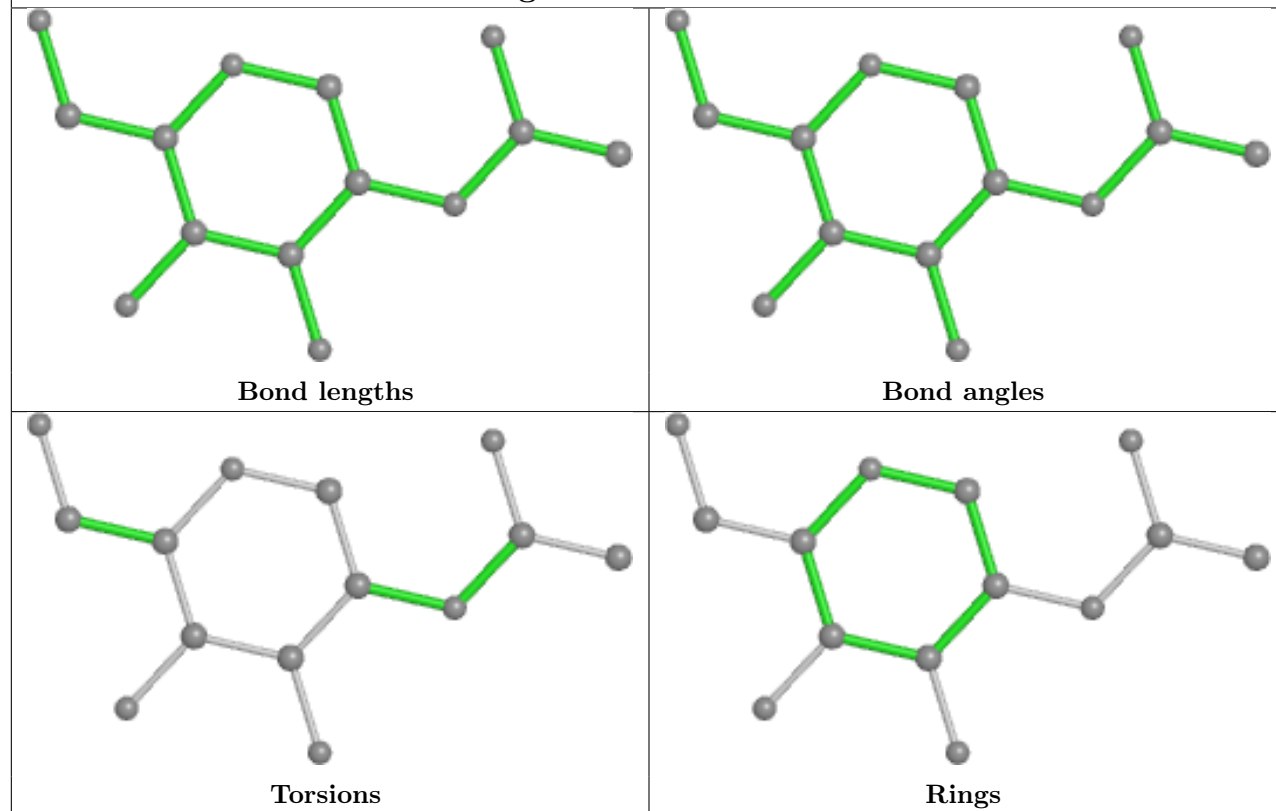


Ligand NAG B 1301

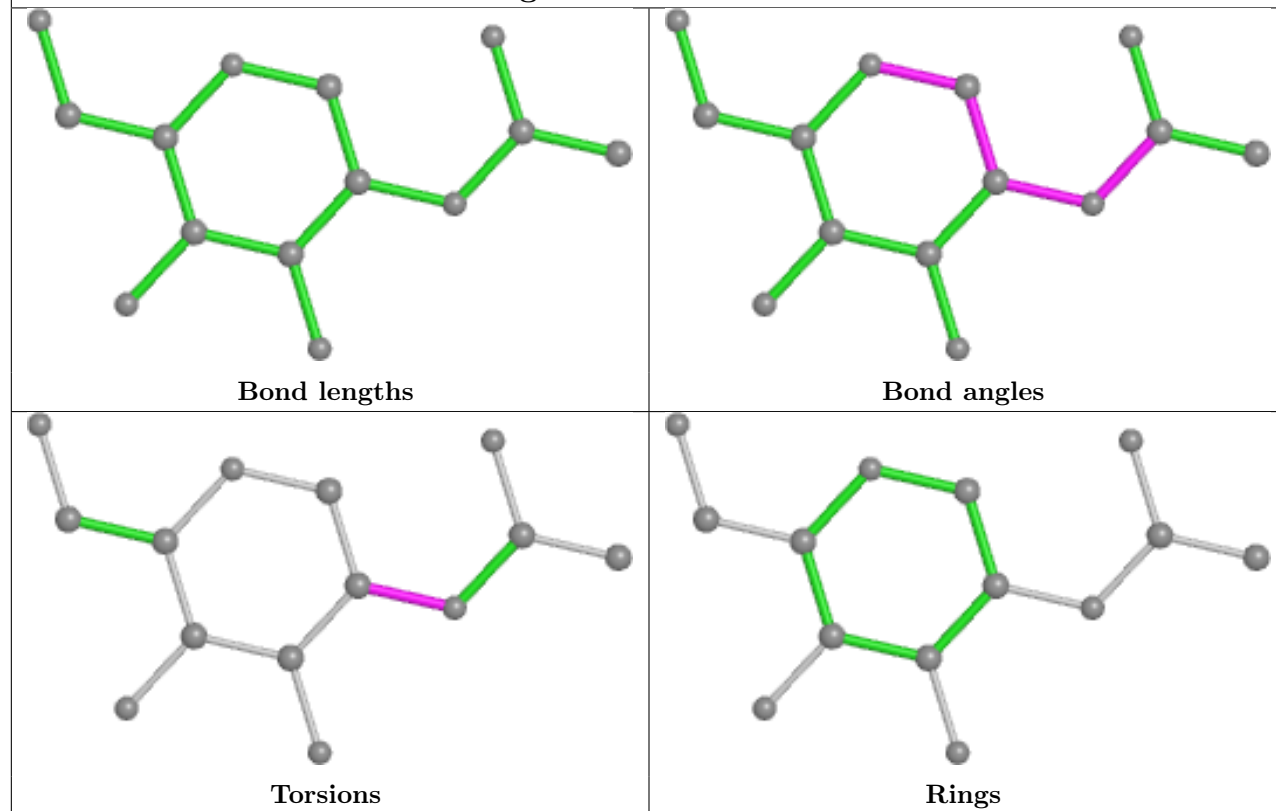


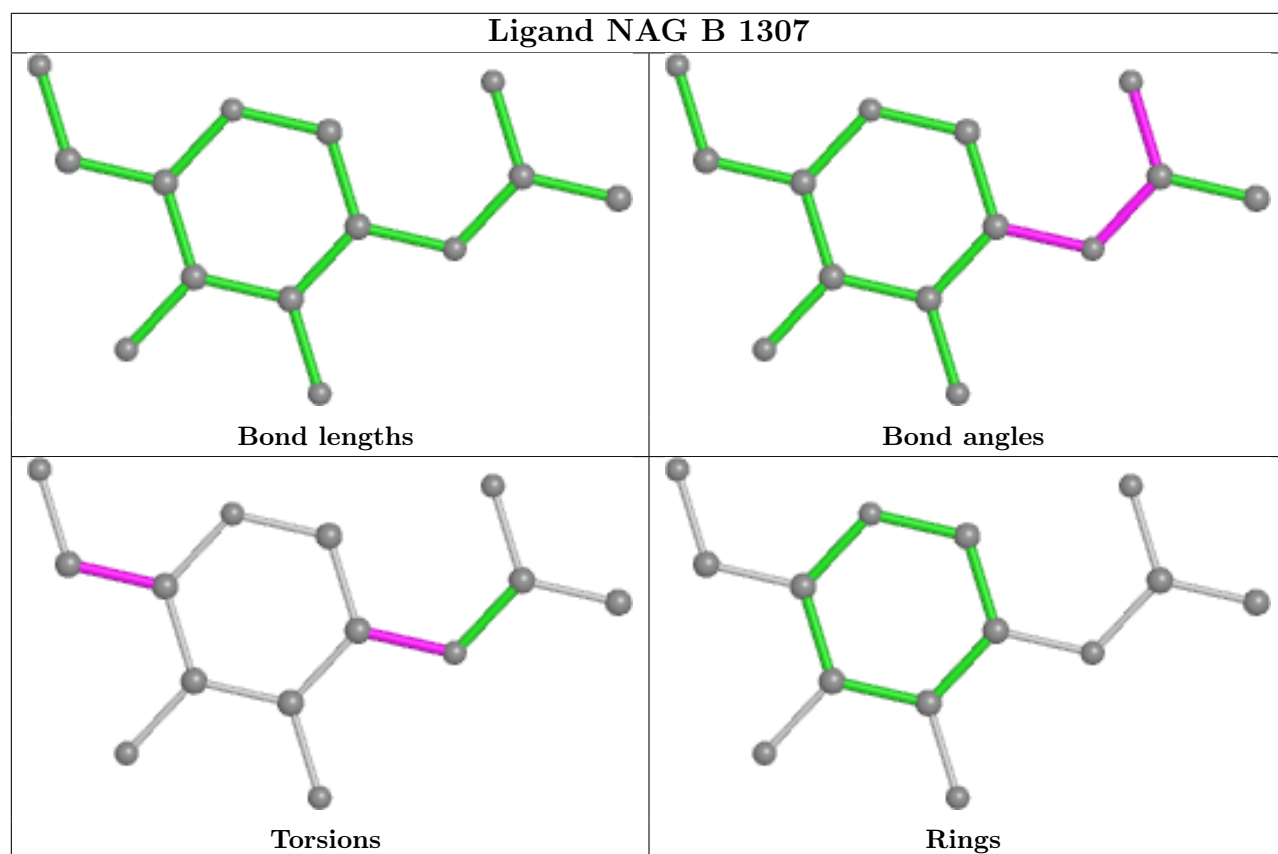
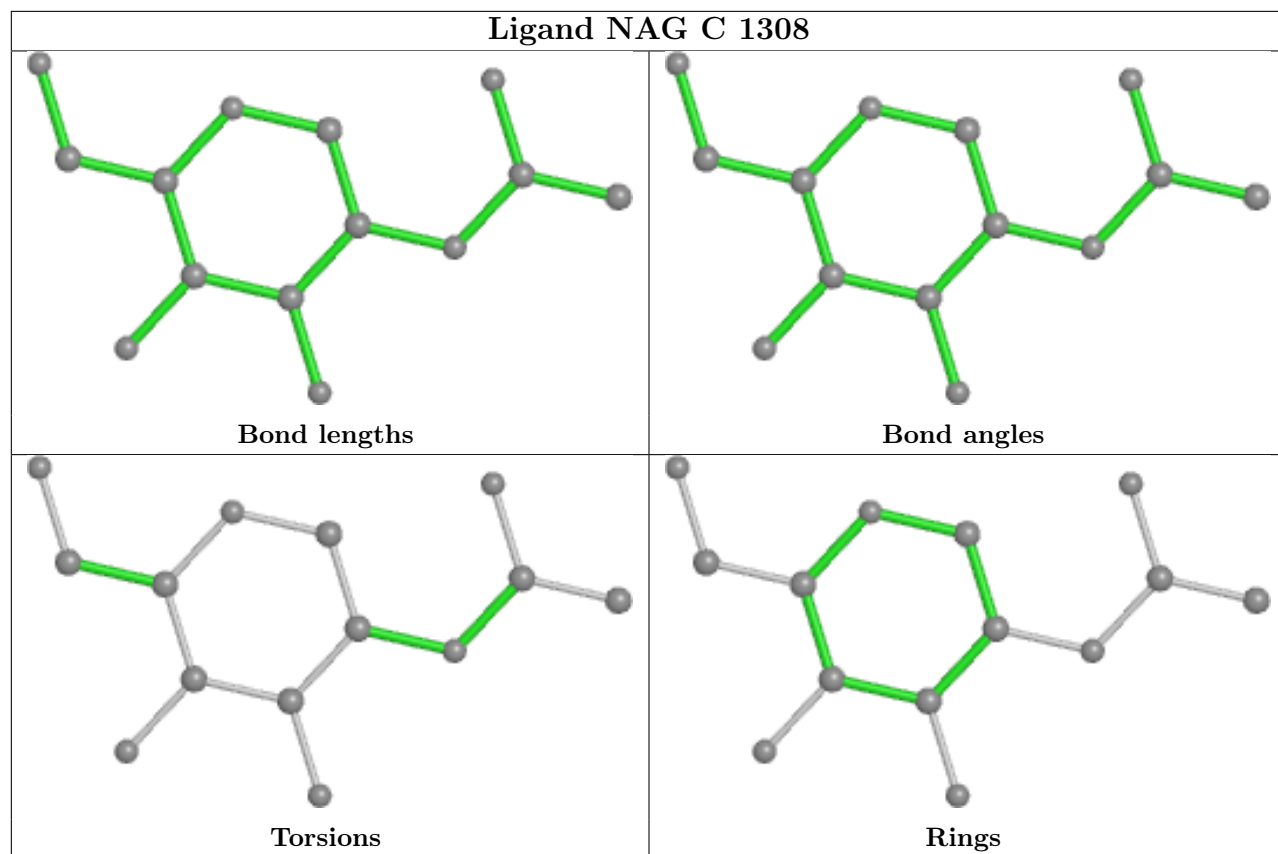


Ligand NAG A 1303

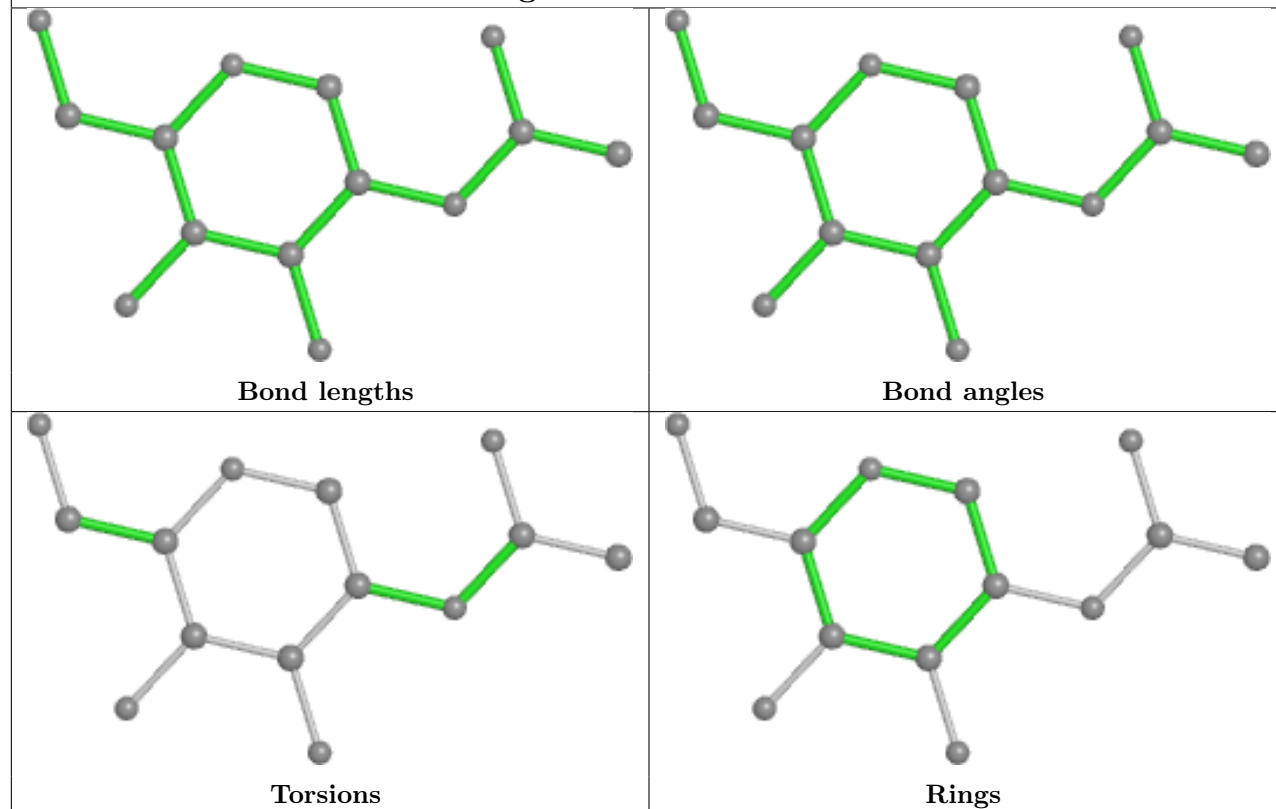


Ligand NAG B 1302

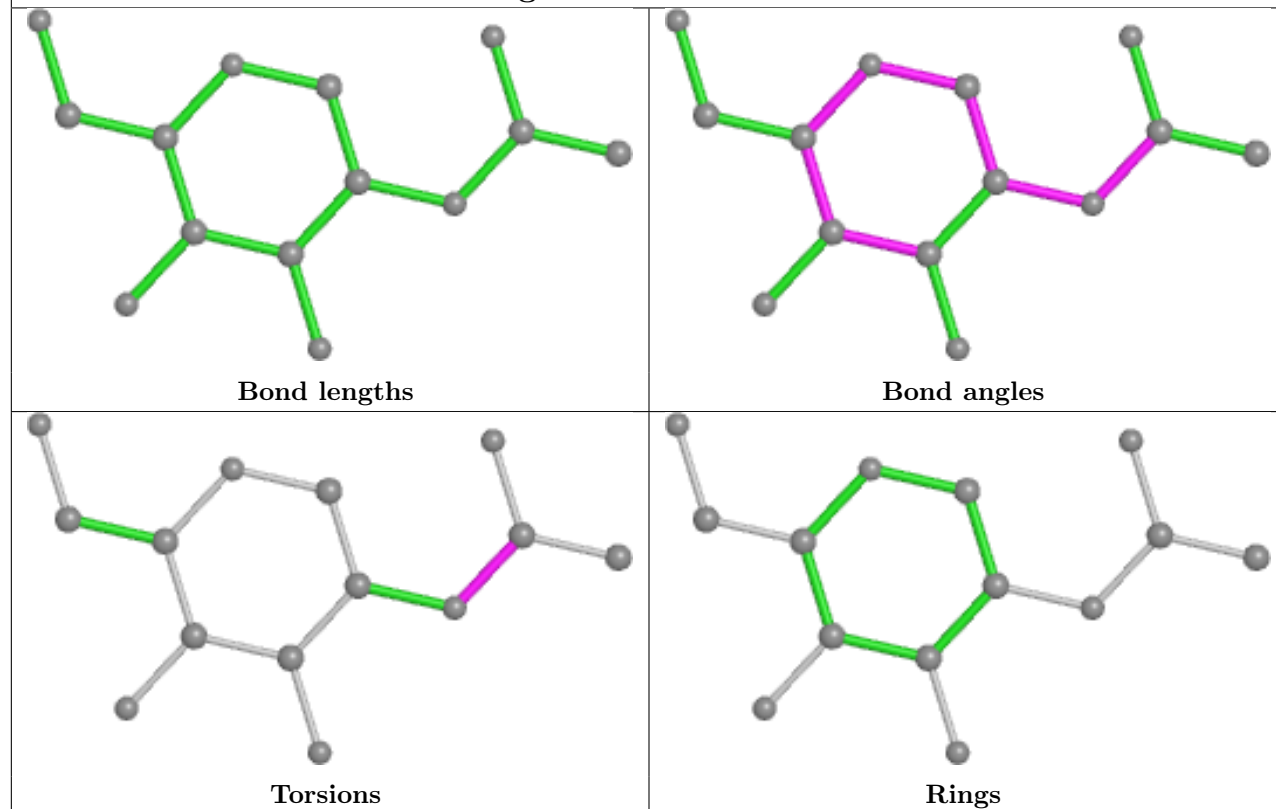


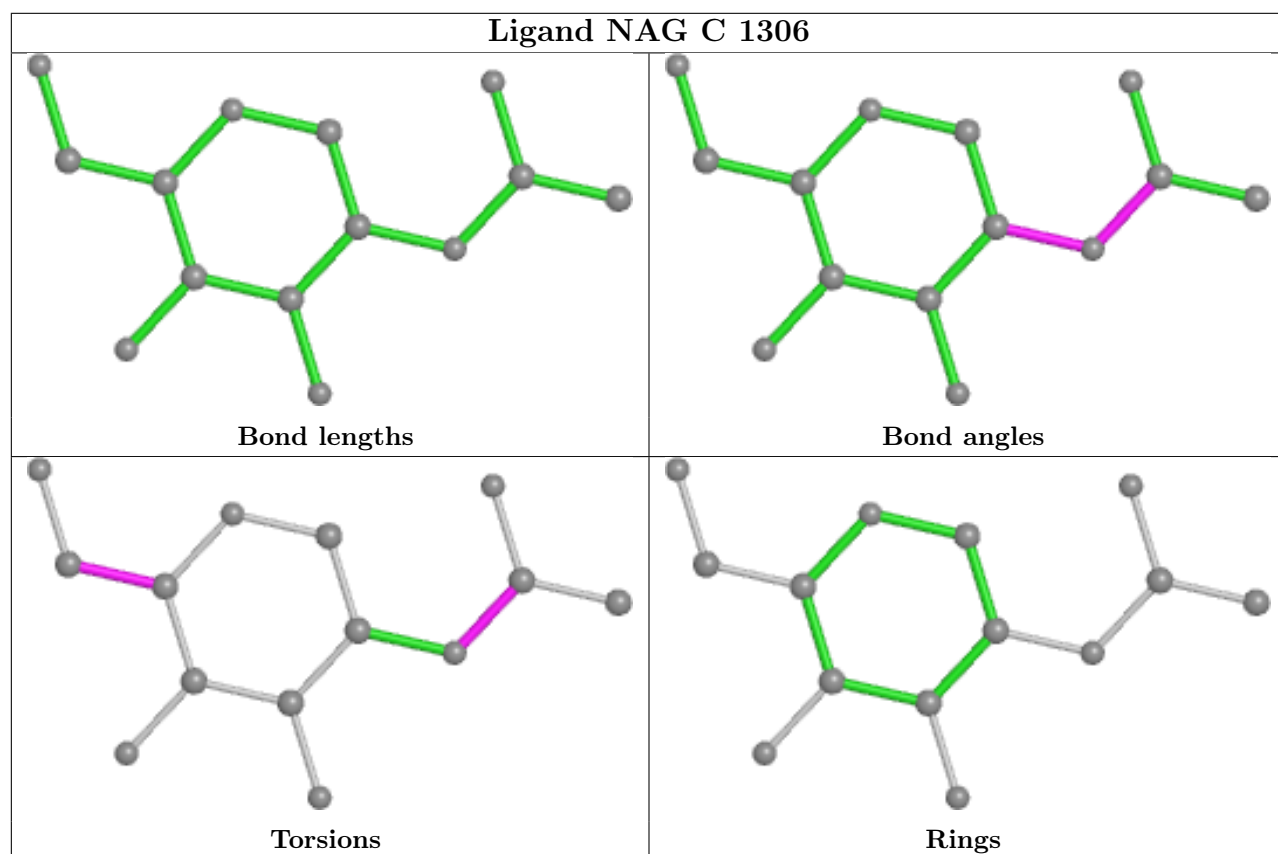
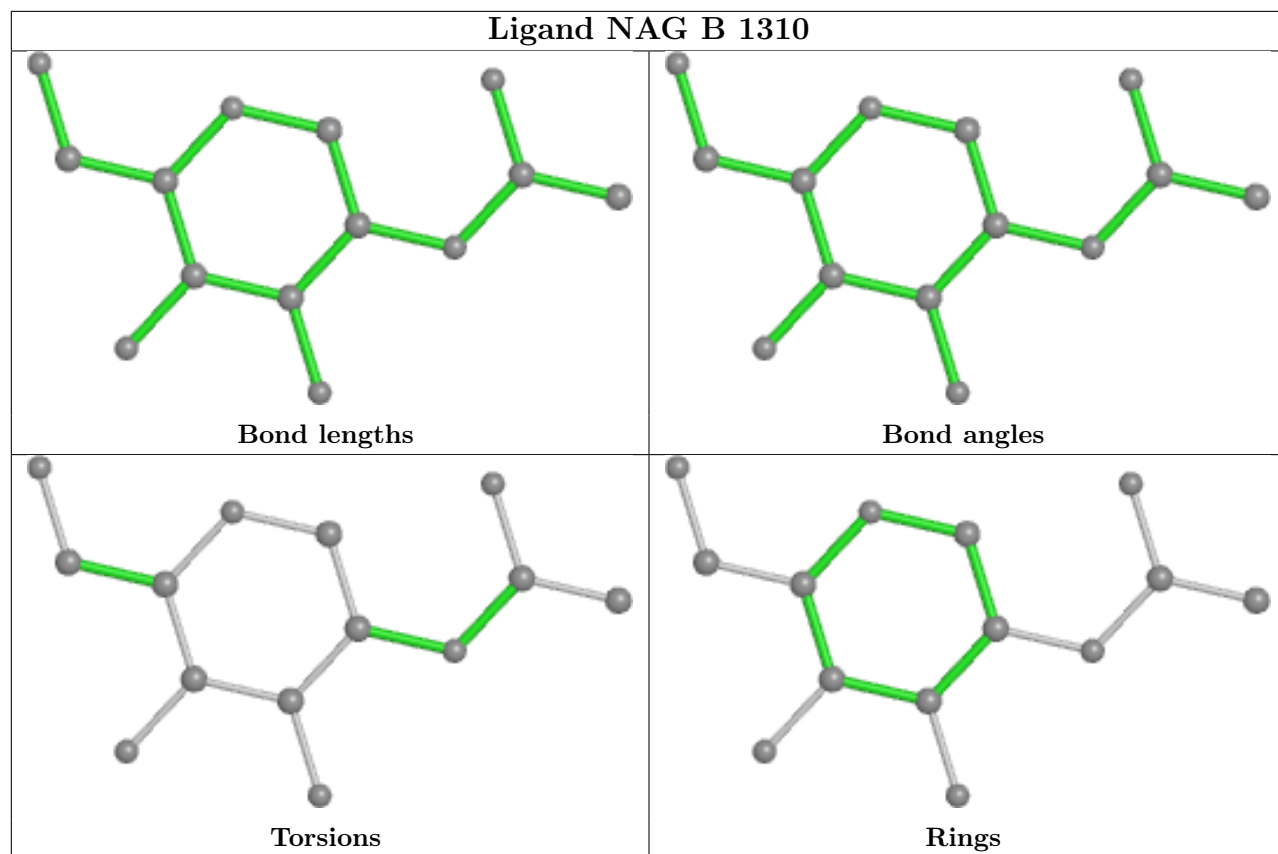


Ligand NAG A 1305

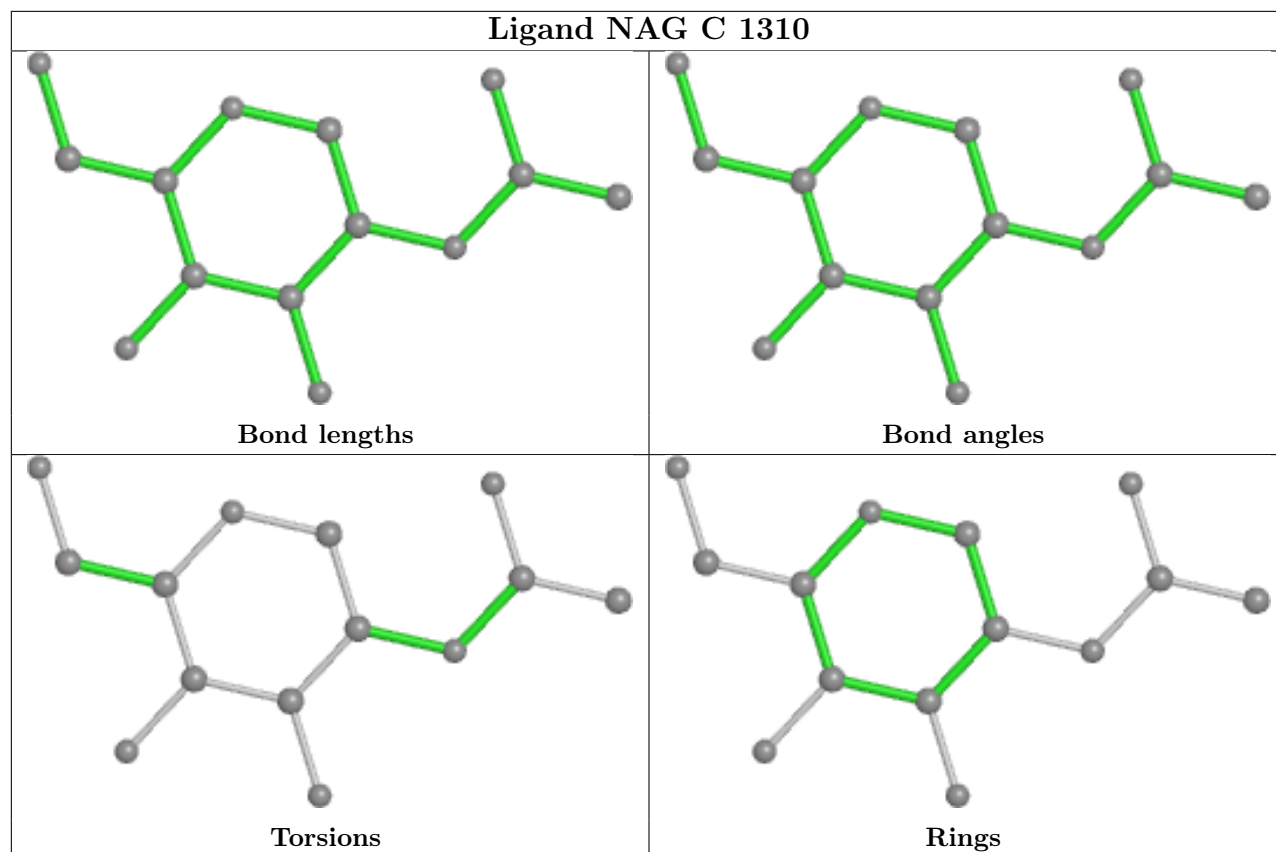


Ligand NAG A 1309

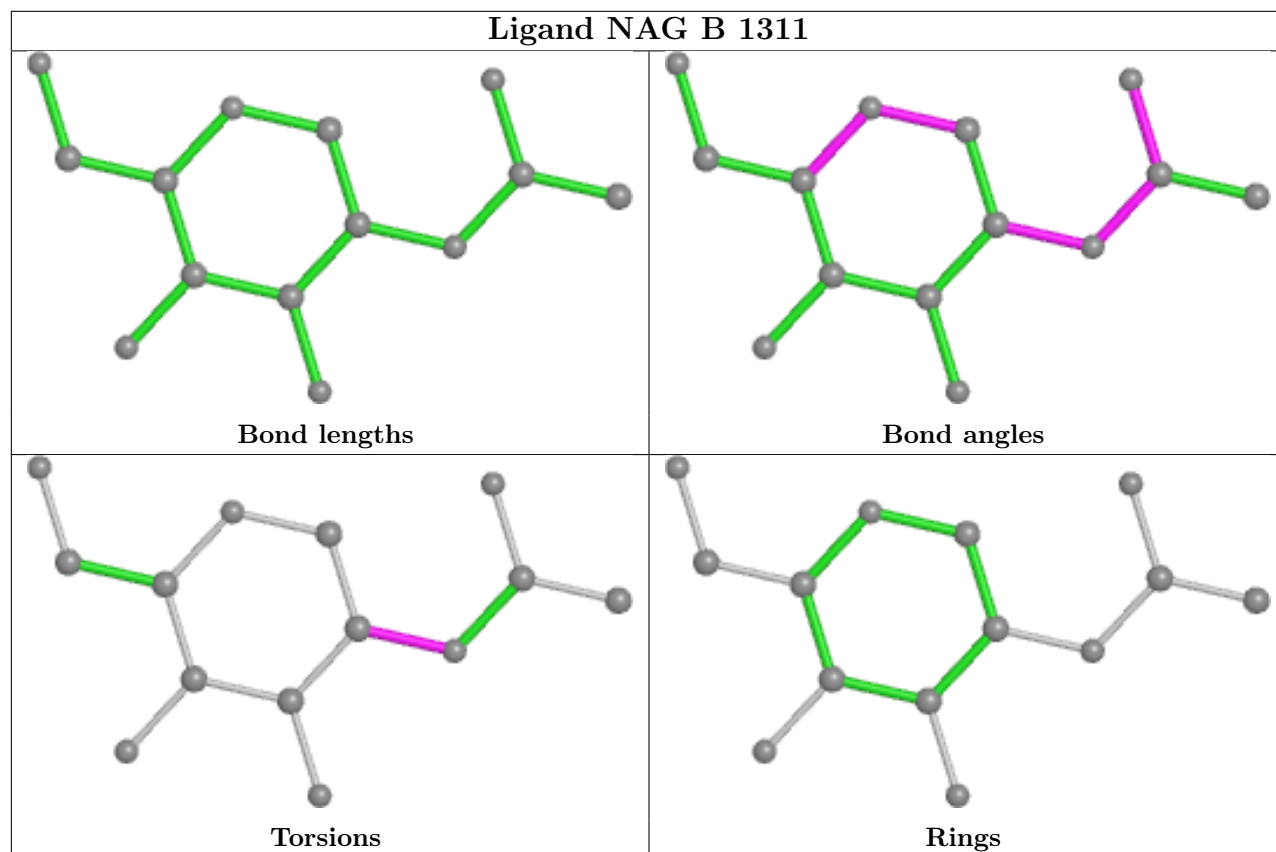


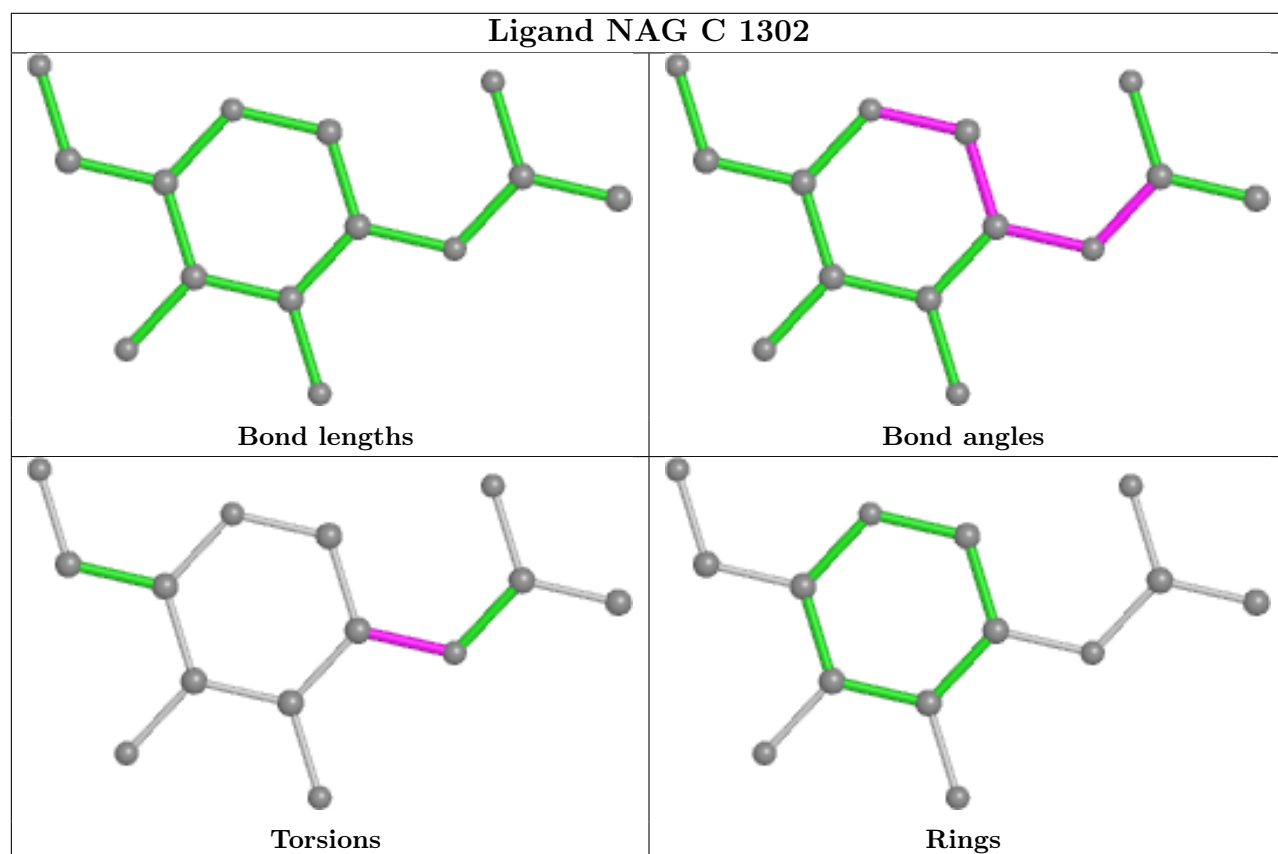
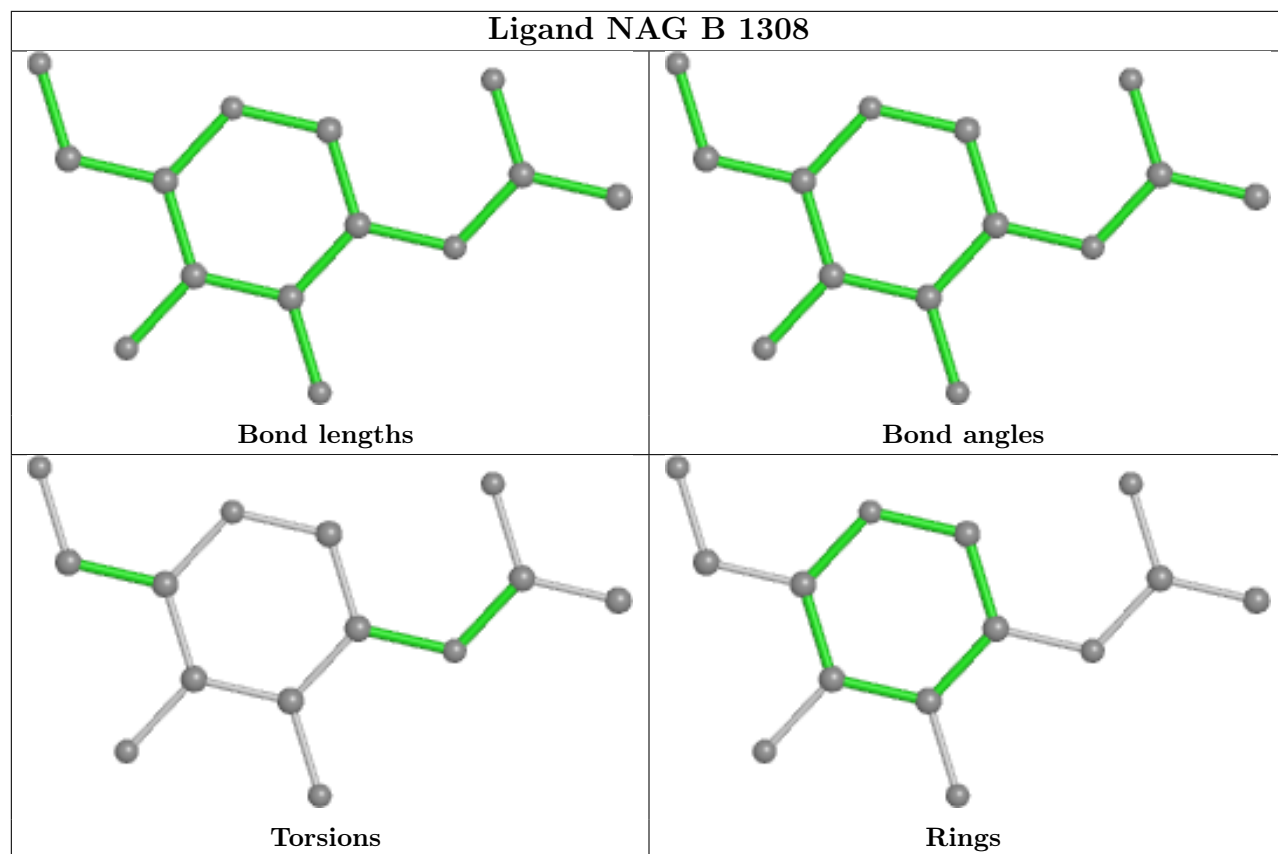


Ligand NAG C 1310

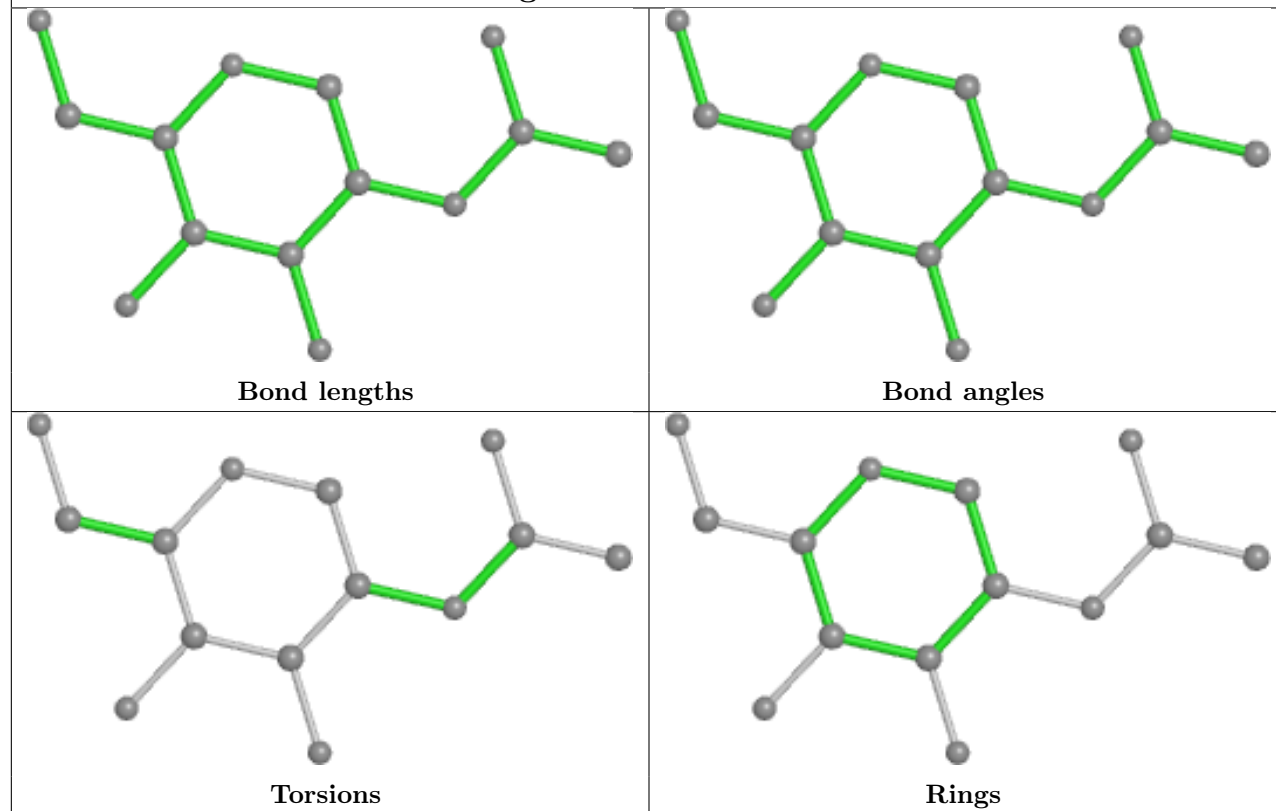


Ligand NAG B 1311

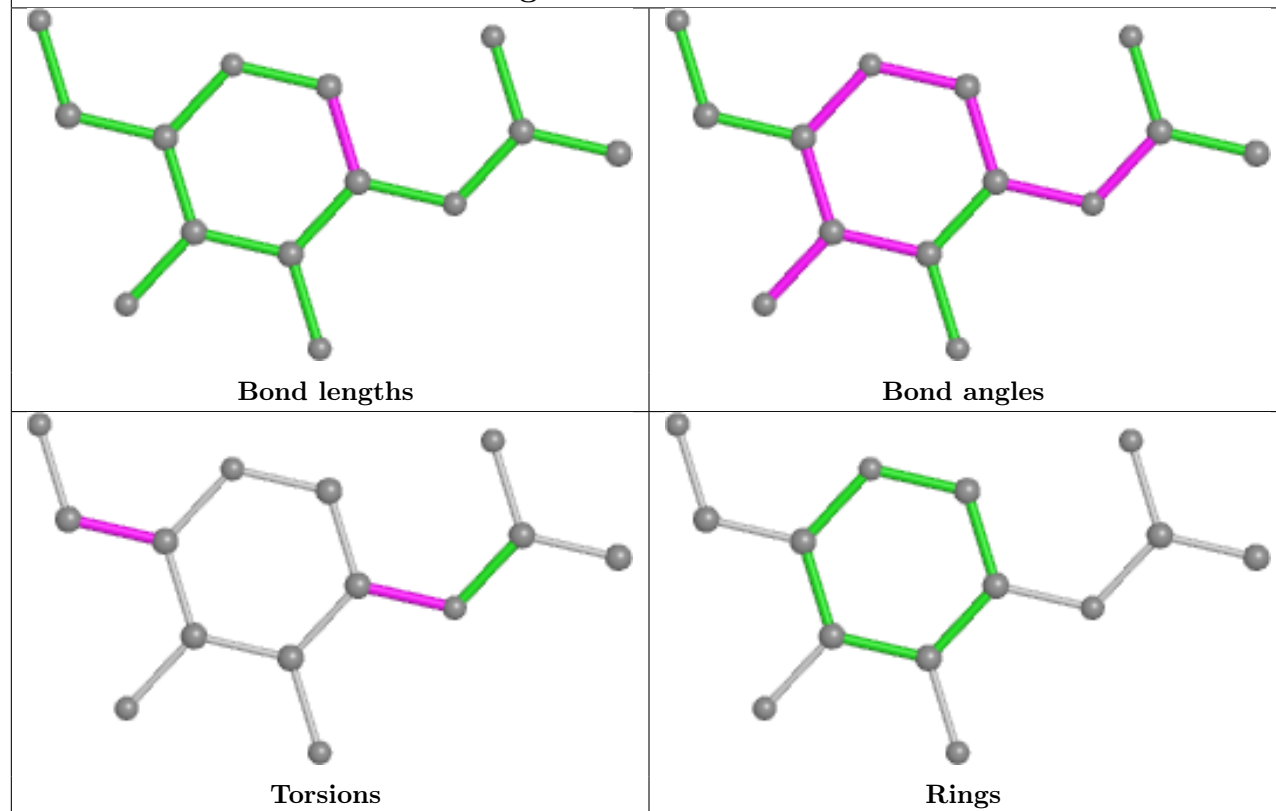




Ligand NAG C 1301



Ligand NAG B 1305



5.7 Other polymers

There are no such residues in this entry.

5.8 Polymer linkage issues

There are no chain breaks in this entry.