



Full wwPDB X-ray Structure Validation Report ⓘ

Jun 9, 2025 – 02:22 PM JST

PDB ID : 8ZVV / pdb_00008zvv
Title : human citrate synthase complexed with citrate
Authors : Yang, L.Y.; Fang, Y.J.
Deposited on : 2024-06-12
Resolution : 1.59 Å(reported)

This is a Full wwPDB X-ray Structure Validation Report for a publicly released PDB entry.

We welcome your comments at validation@mail.wwpdb.org

A user guide is available at

<https://www.wwpdb.org/validation/2017/XrayValidationReportHelp>

with specific help available everywhere you see the ⓘ symbol.

The types of validation reports are described at

<http://www.wwpdb.org/validation/2017/FAQs#types>.

The following versions of software and data (see [references ⓘ](#)) were used in the production of this report:

MolProbity : 4-5-2 with Phenix2.0rc1
Mogul : 1.8.5 (274361), CSD as541be (2020)
Xtriage (Phenix) : 2.0rc1
EDS : 3.0
Percentile statistics : 20231227.v01 (using entries in the PDB archive December 27th 2023)
CCP4 : 9.0.006 (Gargrove)
Density-Fitness : 1.0.12
Ideal geometry (proteins) : Engh & Huber (2001)
Ideal geometry (DNA, RNA) : Parkinson et al. (1996)
Validation Pipeline (wwPDB-VP) : 2.43.1

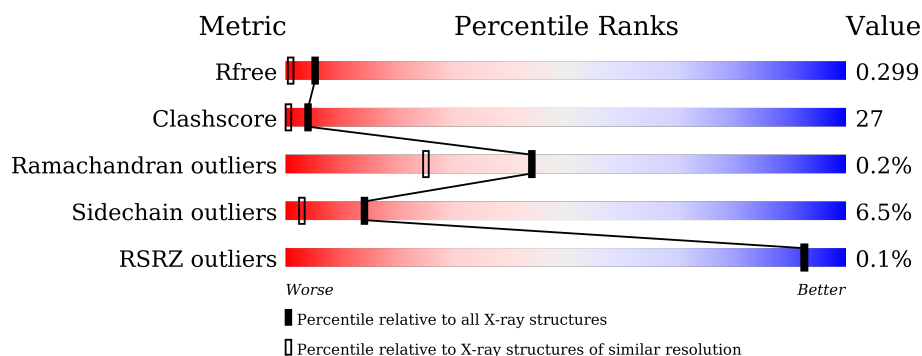
1 Overall quality at a glance

The following experimental techniques were used to determine the structure:

X-RAY DIFFRACTION

The reported resolution of this entry is 1.59 Å.

Percentile scores (ranging between 0-100) for global validation metrics of the entry are shown in the following graphic. The table shows the number of entries on which the scores are based.



Metric	Whole archive (#Entries)	Similar resolution (#Entries, resolution range(Å))
R_{free}	164625	4274 (1.60-1.60)
Clashscore	180529	4682 (1.60-1.60)
Ramachandran outliers	177936	4583 (1.60-1.60)
Sidechain outliers	177891	4582 (1.60-1.60)
RSRZ outliers	164620	4272 (1.60-1.60)

The table below summarises the geometric issues observed across the polymeric chains and their fit to the electron density. The red, orange, yellow and green segments of the lower bar indicate the fraction of residues that contain outliers for ≥ 3 , 2, 1 and 0 types of geometric quality criteria respectively. A grey segment represents the fraction of residues that are not modelled. The numeric value for each fraction is indicated below the corresponding segment, with a dot representing fractions $\leq 5\%$. The upper red bar (where present) indicates the fraction of residues that have poor fit to the electron density. The numeric value is given above the bar.

Mol	Chain	Length	Quality of chain
1	A	434	<div> <div>66%</div> <div>31%</div> <div>.</div> </div>
1	B	434	<div> <div>66%</div> <div>29%</div> <div>..</div> </div>
1	C	434	<div> <div>72%</div> <div>26%</div> <div>.</div> </div>
1	D	434	<div> <div>63%</div> <div>32%</div> <div>..</div> </div>

2 Entry composition [i](#)

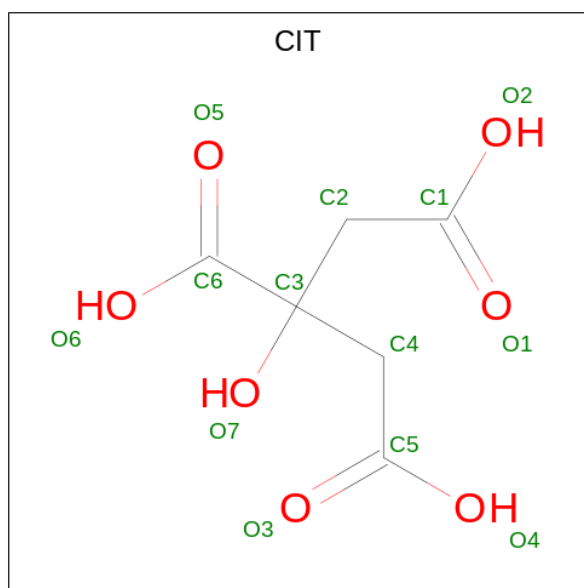
There are 3 unique types of molecules in this entry. The entry contains 14595 atoms, of which 0 are hydrogens and 0 are deuteriums.

In the tables below, the ZeroOcc column contains the number of atoms modelled with zero occupancy, the AltConf column contains the number of residues with at least one atom in alternate conformation and the Trace column contains the number of residues modelled with at most 2 atoms.

- Molecule 1 is a protein called Citrate synthase, mitochondrial.

Mol	Chain	Residues	Atoms					ZeroOcc	AltConf	Trace
1	A	434	Total	C	N	O	S	0	1	0
			3420	2187	586	630	17			
1	B	434	Total	C	N	O	S	0	1	0
			3424	2190	587	630	17			
1	C	434	Total	C	N	O	S	0	1	0
			3424	2190	587	630	17			
1	D	434	Total	C	N	O	S	0	1	0
			3420	2187	586	630	17			

- Molecule 2 is CITRIC ACID (CCD ID: CIT) (formula: $C_6H_8O_7$).



Mol	Chain	Residues	Atoms			ZeroOcc	AltConf
2	A	1	Total	C	O	0	0
			13	6	7		
2	B	1	Total	C	O	0	0
			13	6	7		

Continued on next page...

Continued from previous page...

Mol	Chain	Residues	Atoms			ZeroOcc	AltConf
2	C	1	Total	C	O	0	0
			13	6	7		
2	D	1	Total	C	O	0	0
			13	6	7		

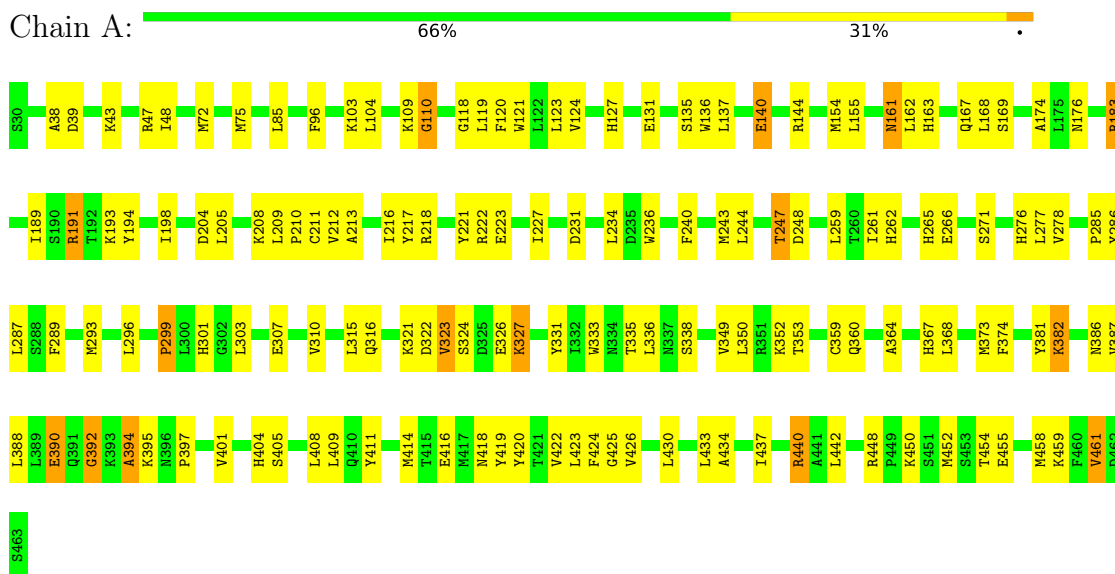
- Molecule 3 is water.

Mol	Chain	Residues	Atoms		ZeroOcc	AltConf
3	A	211	Total	O	0	0
			211	211		
3	B	239	Total	O	0	0
			239	239		
3	C	195	Total	O	0	0
			195	195		
3	D	210	Total	O	0	0
			210	210		

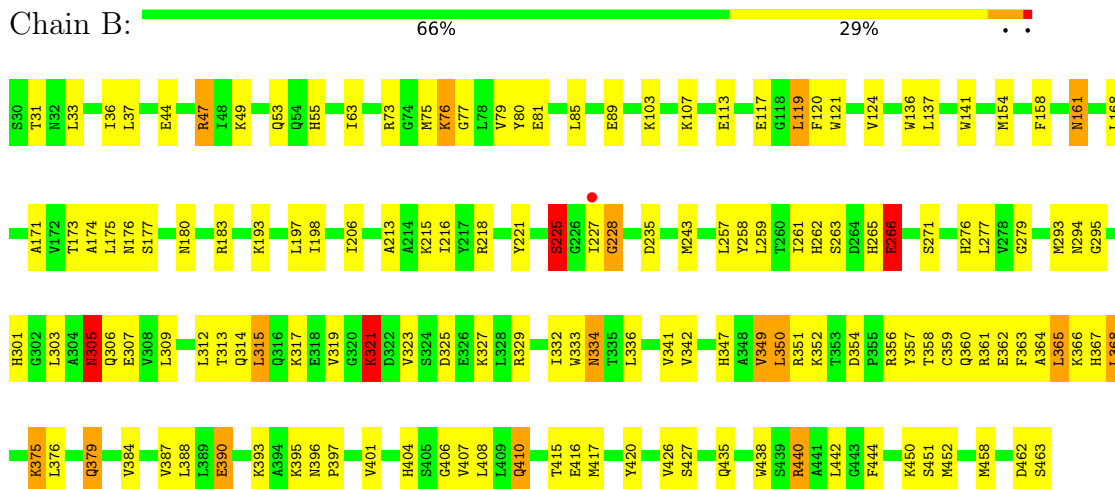
3 Residue-property plots

These plots are drawn for all protein, RNA, DNA and oligosaccharide chains in the entry. The first graphic for a chain summarises the proportions of the various outlier classes displayed in the second graphic. The second graphic shows the sequence view annotated by issues in geometry and electron density. Residues are color-coded according to the number of geometric quality criteria for which they contain at least one outlier: green = 0, yellow = 1, orange = 2 and red = 3 or more. A red dot above a residue indicates a poor fit to the electron density ($RSRZ > 2$). Stretches of 2 or more consecutive residues without any outlier are shown as a green connector. Residues present in the sample, but not in the model, are shown in grey.

- Molecule 1: Citrate synthase, mitochondrial



- Molecule 1: Citrate synthase, mitochondrial



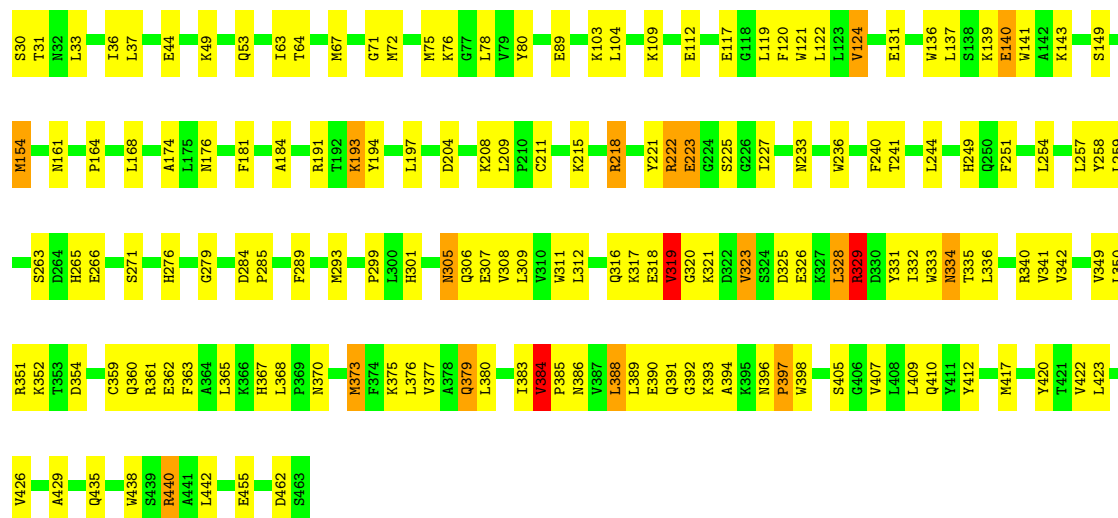
- Molecule 1: Citrate synthase, mitochondrial

Chain C:  72% 26% .



• Molecule 1: Citrate synthase, mitochondrial

Chain D:  63% 32% . .



4 Data and refinement statistics

Property	Value	Source
Space group	P 1 21 1	Depositor
Cell constants a, b, c, α , β , γ	57.55Å 194.33Å 69.37Å 90.00° 90.40° 90.00°	Depositor
Resolution (Å)	97.17 – 1.59 97.17 – 1.59	Depositor EDS
% Data completeness (in resolution range)	98.9 (97.17-1.59) 96.9 (97.17-1.59)	Depositor EDS
R_{merge}	0.13	Depositor
R_{sym}	(Not available)	Depositor
$\langle I/\sigma(I) \rangle$ ¹	1.91 (at 1.59Å)	Xtriage
Refinement program	REFMAC 5.8.0411	Depositor
R, R_{free}	0.241 , 0.295 0.248 , 0.299	Depositor DCC
R_{free} test set	10100 reflections (5.02%)	wwPDB-VP
Wilson B-factor (Å ²)	20.6	Xtriage
Anisotropy	0.294	Xtriage
Bulk solvent k_{sol} (e/Å ³), B_{sol} (Å ²)	0.37 , 34.4	EDS
L-test for twinning ²	$\langle L \rangle = 0.38$, $\langle L^2 \rangle = 0.20$	Xtriage
Estimated twinning fraction	0.306 for h,-k,-l	Xtriage
F_o, F_c correlation	0.96	EDS
Total number of atoms	14595	wwPDB-VP
Average B, all atoms (Å ²)	31.0	wwPDB-VP

Xtriage's analysis on translational NCS is as follows: *The largest off-origin peak in the Patterson function is 3.91% of the height of the origin peak. No significant pseudotranslation is detected.*

¹Intensities estimated from amplitudes.

²Theoretical values of $\langle |L| \rangle$, $\langle L^2 \rangle$ for acentric reflections are 0.5, 0.333 respectively for untwinned datasets, and 0.375, 0.2 for perfectly twinned datasets.

5 Model quality

5.1 Standard geometry

Bond lengths and bond angles in the following residue types are not validated in this section: CIT

The Z score for a bond length (or angle) is the number of standard deviations the observed value is removed from the expected value. A bond length (or angle) with $|Z| > 5$ is considered an outlier worth inspection. RMSZ is the root-mean-square of all Z scores of the bond lengths (or angles).

Mol	Chain	Bond lengths		Bond angles	
		RMSZ	# Z >5	RMSZ	# Z >5
1	A	0.64	2/3508 (0.1%)	1.06	3/4763 (0.1%)
1	B	0.64	1/3512 (0.0%)	1.09	7/4767 (0.1%)
1	C	0.62	1/3512 (0.0%)	1.05	3/4767 (0.1%)
1	D	0.65	2/3508 (0.1%)	1.14	13/4763 (0.3%)
All	All	0.64	6/14040 (0.0%)	1.09	26/19060 (0.1%)

Chiral center outliers are detected by calculating the chiral volume of a chiral center and verifying if the center is modelled as a planar moiety or with the opposite hand. A planarity outlier is detected by checking planarity of atoms in a peptide group, atoms in a mainchain group or atoms of a sidechain that are expected to be planar.

Mol	Chain	#Chirality outliers	#Planarity outliers
1	A	0	2
1	B	0	2
1	C	0	3
1	D	0	5
All	All	0	12

All (6) bond length outliers are listed below:

Mol	Chain	Res	Type	Atoms	Z	Observed(Å)	Ideal(Å)
1	D	392	GLY	C-O	8.02	1.34	1.23
1	A	392	GLY	C-N	6.76	1.42	1.33
1	C	387	VAL	C-O	-5.74	1.17	1.24
1	D	223	GLU	C-O	5.34	1.31	1.23
1	B	384	VAL	C-O	-5.28	1.20	1.24
1	A	394	ALA	C-N	5.21	1.41	1.33

All (26) bond angle outliers are listed below:

Mol	Chain	Res	Type	Atoms	Z	Observed(°)	Ideal(°)
1	D	384	VAL	N-CA-CB	9.61	117.95	110.45
1	D	392	GLY	O-C-N	9.14	134.58	122.70
1	D	329	ARG	N-CA-CB	-8.02	98.33	110.12
1	A	392	GLY	CA-C-N	-7.81	109.77	122.26
1	A	392	GLY	C-N-CA	-7.81	109.77	122.26
1	D	319	VAL	N-CA-CB	-7.37	101.39	112.67
1	D	320	GLY	CA-C-O	-7.17	117.29	122.45
1	B	305	ASN	CA-CB-CG	7.07	119.67	112.60
1	D	329	ARG	CB-CA-C	6.75	121.99	110.79
1	B	321	LYS	N-CA-C	-6.62	104.92	114.12
1	C	385	PRO	N-CA-CB	-6.49	96.44	103.25
1	B	390	GLU	N-CA-CB	-6.28	100.55	110.28
1	D	354	ASP	CA-CB-CG	6.15	118.75	112.60
1	C	354	ASP	CA-CB-CG	6.08	118.68	112.60
1	D	391	GLN	N-CA-C	-5.96	104.85	111.71
1	D	397	PRO	N-CA-C	-5.75	108.07	114.92
1	D	392	GLY	CA-C-O	-5.58	110.85	120.57
1	B	225	SER	N-CA-C	-5.56	103.19	110.53
1	D	334	ASN	CA-CB-CG	5.54	118.14	112.60
1	A	394	ALA	O-C-N	5.42	128.65	122.25
1	B	235	ASP	CA-C-N	5.35	127.45	120.28
1	B	235	ASP	C-N-CA	5.35	127.45	120.28
1	D	221	TYR	N-CA-CB	-5.27	102.28	110.98
1	D	266	GLU	CB-CA-C	5.16	120.69	110.42
1	B	266	GLU	CB-CA-C	5.15	120.68	110.42
1	C	424	PHE	CA-CB-CG	5.01	118.81	113.80

There are no chirality outliers.

All (12) planarity outliers are listed below:

Mol	Chain	Res	Type	Group
1	A	110	GLY	Peptide
1	A	440	ARG	Sidechain
1	B	440	ARG	Sidechain
1	B	73	ARG	Sidechain
1	C	222	ARG	Sidechain
1	C	361	ARG	Sidechain
1	C	440	ARG	Sidechain
1	D	218	ARG	Sidechain
1	D	222	ARG	Sidechain
1	D	329	ARG	Sidechain
1	D	361	ARG	Sidechain
1	D	440	ARG	Sidechain

5.2 Too-close contacts ⓘ

In the following table, the Non-H and H(model) columns list the number of non-hydrogen atoms and hydrogen atoms in the chain respectively. The H(added) column lists the number of hydrogen atoms added and optimized by MolProbity. The Clashes column lists the number of clashes within the asymmetric unit, whereas Symm-Clashes lists symmetry-related clashes.

Mol	Chain	Non-H	H(model)	H(added)	Clashes	Symm-Clashes
1	A	3420	0	3393	215	2
1	B	3424	0	3404	203	2
1	C	3424	0	3404	129	1
1	D	3420	0	3393	213	1
2	A	13	0	5	1	0
2	B	13	0	5	4	0
2	C	13	0	5	1	0
2	D	13	0	5	2	0
3	A	211	0	0	166	0
3	B	239	0	0	136	0
3	C	195	0	0	90	0
3	D	210	0	0	145	0
All	All	14595	0	13614	749	3

The all-atom clashscore is defined as the number of clashes found per 1000 atoms (including hydrogen atoms). The all-atom clashscore for this structure is 27.

All (749) close contacts within the same asymmetric unit are listed below, sorted by their clash magnitude.

Atom-1	Atom-2	Interatomic distance (Å)	Clash overlap (Å)
1:A:212:VAL:HA	3:A:732:HOH:O	1.23	1.38
1:D:422:VAL:HG13	3:D:762:HOH:O	1.24	1.30
1:A:137:LEU:HB2	3:A:727:HOH:O	1.33	1.28
1:B:259:LEU:HD22	3:B:705:HOH:O	1.33	1.27
1:A:194:TYR:CD1	3:A:636:HOH:O	1.93	1.21
1:C:189:ILE:HG21	3:C:771:HOH:O	1.37	1.20
1:D:332:ILE:HD13	3:D:709:HOH:O	1.37	1.19
1:A:404:HIS:CD2	3:A:637:HOH:O	1.97	1.18
1:B:120:PHE:CG	3:B:822:HOH:O	1.97	1.17
1:D:442:LEU:HG	3:D:621:HOH:O	1.45	1.17
1:A:424:PHE:HA	3:A:750:HOH:O	1.44	1.17
1:A:433:LEU:HD22	3:A:603:HOH:O	1.42	1.16
1:C:284:ASP:HA	3:C:740:HOH:O	1.46	1.16
1:A:285:PRO:HB3	3:A:603:HOH:O	1.46	1.15
1:C:420:TYR:CE1	3:C:618:HOH:O	1.99	1.15

Continued on next page...

Continued from previous page...

Atom-1	Atom-2	Interatomic distance (Å)	Clash overlap (Å)
1:D:251:PHE:HD1	3:D:794:HOH:O	1.30	1.14
1:B:442:LEU:HG	3:B:710:HOH:O	1.47	1.14
1:A:368:LEU:HB2	3:A:703:HOH:O	1.49	1.13
1:B:141:TRP:CE2	3:B:629:HOH:O	1.98	1.13
1:B:358:THR:HG22	3:B:637:HOH:O	1.48	1.12
1:A:420:TYR:CE1	3:A:781:HOH:O	2.03	1.12
1:B:450:LYS:HE3	3:B:650:HOH:O	1.50	1.10
1:A:437:ILE:HG23	3:A:604:HOH:O	1.50	1.10
1:B:359:CYS:HB3	3:B:721:HOH:O	1.48	1.10
1:A:216:ILE:HD12	3:A:785:HOH:O	1.49	1.10
1:C:227:ILE:HB	3:C:688:HOH:O	1.51	1.10
1:B:47:ARG:HG2	3:B:755:HOH:O	1.48	1.09
1:B:438:TRP:HE3	3:B:710:HOH:O	1.36	1.08
1:C:40:LEU:HD12	3:C:752:HOH:O	1.54	1.08
1:D:370:ASN:HB2	3:D:788:HOH:O	1.54	1.08
1:A:296:LEU:HD21	3:A:607:HOH:O	1.53	1.07
1:B:415:THR:HG22	3:B:658:HOH:O	1.53	1.07
1:C:232:SER:HB3	3:C:607:HOH:O	1.53	1.07
1:A:426:VAL:HG12	3:A:619:HOH:O	1.53	1.06
1:A:38:ALA:HB2	3:A:778:HOH:O	1.54	1.05
1:A:48:ILE:HD12	3:A:622:HOH:O	1.54	1.05
1:C:349:VAL:HG12	3:C:633:HOH:O	1.57	1.05
1:A:227:ILE:HG22	3:A:624:HOH:O	1.57	1.04
1:B:341:VAL:HG23	3:B:697:HOH:O	1.57	1.04
1:D:240:PHE:CD2	3:D:808:HOH:O	2.09	1.04
1:A:359:CYS:HB2	3:A:698:HOH:O	1.55	1.03
1:B:352:LYS:HD3	3:B:703:HOH:O	1.57	1.02
1:A:217:TYR:CG	3:A:784:HOH:O	2.10	1.02
1:D:312:LEU:HB3	3:D:783:HOH:O	1.59	1.02
1:A:424:PHE:HB3	3:A:607:HOH:O	1.58	1.02
1:D:342:VAL:HA	3:D:682:HOH:O	1.59	1.02
1:A:419:TYR:CE1	3:A:601:HOH:O	2.10	1.01
1:C:285:PRO:HD3	3:C:740:HOH:O	1.59	1.01
1:A:430:LEU:HG	3:A:649:HOH:O	1.57	1.01
1:C:75:MET:O	3:C:601:HOH:O	1.78	1.01
1:A:409:LEU:CD1	3:A:781:HOH:O	2.09	1.01
1:C:211:CYS:SG	3:C:711:HOH:O	2.16	1.01
1:A:411:TYR:CE1	3:A:703:HOH:O	2.12	1.01
1:A:368:LEU:HG	3:A:754:HOH:O	1.59	1.00
1:B:206:ILE:HD13	3:B:825:HOH:O	1.59	1.00
1:A:135[B]:SER:HA	3:A:640:HOH:O	1.61	0.99

Continued on next page...

Continued from previous page...

Atom-1	Atom-2	Interatomic distance (Å)	Clash overlap (Å)
1:D:120:PHE:CD2	3:D:605:HOH:O	2.13	0.99
1:B:137:LEU:HG	3:B:629:HOH:O	1.61	0.99
1:B:438:TRP:CE3	3:B:710:HOH:O	2.13	0.99
1:C:414:MET:SD	3:C:623:HOH:O	2.21	0.98
1:A:420:TYR:CD1	3:A:781:HOH:O	2.16	0.98
1:A:359:CYS:CB	3:A:698:HOH:O	2.10	0.97
1:B:262:HIS:CE1	3:B:712:HOH:O	2.16	0.97
1:C:278:VAL:HG11	3:C:745:HOH:O	1.64	0.97
1:B:120:PHE:CD2	3:B:822:HOH:O	2.14	0.97
1:A:424:PHE:CB	3:A:607:HOH:O	2.07	0.97
1:A:409:LEU:HD13	3:A:781:HOH:O	1.63	0.97
3:C:777:HOH:O	1:D:362:GLU:HG2	1.64	0.96
1:A:423:LEU:HD23	3:A:726:HOH:O	1.65	0.96
1:A:244:LEU:HD22	3:A:784:HOH:O	1.63	0.96
1:C:244:LEU:HD23	3:C:635:HOH:O	1.65	0.95
1:D:409:LEU:HD11	3:D:711:HOH:O	1.66	0.95
1:D:137:LEU:HG	3:D:627:HOH:O	1.64	0.95
1:B:141:TRP:CH2	3:B:822:HOH:O	2.19	0.95
1:B:79:VAL:HG12	3:B:662:HOH:O	1.64	0.95
1:B:364:ALA:HB3	3:B:672:HOH:O	1.67	0.95
1:A:227:ILE:CG2	3:A:624:HOH:O	2.12	0.95
1:D:168:LEU:HD22	3:D:762:HOH:O	1.68	0.93
1:D:312:LEU:HD22	3:D:783:HOH:O	1.67	0.93
1:D:181:PHE:HB3	3:D:602:HOH:O	1.68	0.92
1:D:258:TYR:CE2	3:D:711:HOH:O	2.20	0.92
1:D:438:TRP:HE3	3:D:621:HOH:O	1.52	0.92
1:D:112:GLU:HB3	3:D:639:HOH:O	1.67	0.92
1:D:426:VAL:HA	3:D:785:HOH:O	1.70	0.92
1:A:236:TRP:HZ2	3:A:780:HOH:O	1.52	0.92
1:A:154:MET:SD	3:A:686:HOH:O	2.27	0.92
1:B:361:ARG:HA	3:B:672:HOH:O	1.69	0.91
1:B:426:VAL:CG2	3:B:686:HOH:O	2.16	0.91
1:D:120:PHE:CG	3:D:605:HOH:O	2.22	0.91
1:D:367:HIS:CD2	3:D:609:HOH:O	2.23	0.90
1:A:135[A]:SER:HA	3:A:640:HOH:O	1.70	0.90
1:B:141:TRP:CZ2	3:B:822:HOH:O	2.24	0.90
1:D:359:CYS:SG	3:D:750:HOH:O	2.30	0.89
1:A:194:TYR:HD1	3:A:636:HOH:O	1.36	0.89
1:B:120:PHE:CB	3:B:822:HOH:O	2.13	0.89
1:D:258:TYR:HA	3:D:774:HOH:O	1.72	0.89
1:A:218:ARG:HD2	3:A:624:HOH:O	1.73	0.88

Continued on next page...

Continued from previous page...

Atom-1	Atom-2	Interatomic distance (Å)	Clash overlap (Å)
1:B:213:ALA:HB2	3:B:686:HOH:O	1.73	0.88
1:D:309:LEU:HB3	1:D:417:MET:SD	2.13	0.88
1:D:352:LYS:HD3	3:D:763:HOH:O	1.72	0.87
1:A:209:LEU:HD23	3:A:776:HOH:O	1.72	0.87
1:D:305:ASN:HB2	3:D:619:HOH:O	1.75	0.87
1:C:76:LYS:HD2	3:C:784:HOH:O	1.72	0.87
1:D:103:LYS:HD3	3:D:806:HOH:O	1.74	0.86
1:D:384:VAL:HA	3:D:709:HOH:O	1.74	0.86
1:D:417:MET:HE3	3:D:725:HOH:O	1.73	0.86
1:A:373:MET:SD	3:A:762:HOH:O	2.31	0.86
1:B:197:LEU:HD22	3:B:777:HOH:O	1.73	0.86
1:B:334:ASN:HB2	3:B:602:HOH:O	1.74	0.86
1:B:410:GLN:HG3	3:B:658:HOH:O	1.75	0.86
1:D:244:LEU:HB2	3:D:681:HOH:O	1.75	0.86
1:B:113:GLU:HB2	3:B:607:HOH:O	1.74	0.85
1:A:119:LEU:HG	3:A:777:HOH:O	1.75	0.85
1:A:411:TYR:CZ	3:A:703:HOH:O	2.26	0.85
1:B:44:GLU:HG2	3:B:605:HOH:O	1.76	0.85
1:D:257:LEU:HD23	3:D:767:HOH:O	1.75	0.85
1:A:189:ILE:HG21	3:A:691:HOH:O	1.77	0.84
1:B:294:ASN:HA	3:B:718:HOH:O	1.76	0.84
1:B:258:TYR:CD2	3:B:712:HOH:O	2.31	0.84
1:D:379:GLN:HB2	3:D:616:HOH:O	1.76	0.84
1:B:357:TYR:CE2	3:B:681:HOH:O	2.29	0.84
1:C:442:LEU:HD21	3:C:634:HOH:O	1.77	0.84
1:C:184:ALA:HA	3:C:775:HOH:O	1.78	0.84
1:D:259:LEU:HD22	3:D:720:HOH:O	1.78	0.82
1:D:136:TRP:CD1	3:D:633:HOH:O	2.33	0.82
1:B:76:LYS:HE2	3:B:807:HOH:O	1.79	0.82
1:D:208:LYS:HE3	3:D:721:HOH:O	1.79	0.82
1:A:419:TYR:HE1	3:A:601:HOH:O	1.50	0.82
1:B:77:GLY:HA2	3:B:790:HOH:O	1.77	0.81
1:B:426:VAL:HG21	3:B:686:HOH:O	1.80	0.81
1:D:412:TYR:HB2	3:D:691:HOH:O	1.80	0.81
1:A:209:LEU:HA	3:A:776:HOH:O	1.78	0.81
1:A:110:GLY:HA3	3:A:774:HOH:O	1.79	0.81
1:D:209:LEU:HB3	3:D:785:HOH:O	1.80	0.81
1:D:285:PRO:CD	3:D:602:HOH:O	2.30	0.80
1:A:217:TYR:N	3:A:601:HOH:O	2.13	0.80
1:D:251:PHE:CD1	3:D:794:HOH:O	2.12	0.80
1:A:236:TRP:CZ2	3:A:780:HOH:O	2.28	0.80

Continued on next page...

Continued from previous page...

Atom-1	Atom-2	Interatomic distance (Å)	Clash overlap (Å)
1:D:254:LEU:HD23	3:D:794:HOH:O	1.81	0.80
1:C:214:ALA:HB1	3:C:688:HOH:O	1.82	0.79
1:C:291:ALA:HB2	3:C:745:HOH:O	1.82	0.79
1:D:215:LYS:CE	3:D:738:HOH:O	2.28	0.79
1:C:214:ALA:HB1	3:C:635:HOH:O	1.83	0.79
1:B:175:LEU:HA	3:B:778:HOH:O	1.83	0.79
1:A:338:SER:HB3	3:A:648:HOH:O	1.82	0.78
1:B:137:LEU:CD1	3:B:629:HOH:O	2.31	0.78
1:D:332:ILE:CG2	3:D:807:HOH:O	2.30	0.78
1:C:414:MET:SD	3:C:789:HOH:O	2.40	0.78
1:B:141:TRP:CZ2	3:B:629:HOH:O	2.28	0.78
1:D:141:TRP:CD2	3:D:627:HOH:O	2.36	0.78
1:D:319:VAL:HG12	1:D:323:VAL:HG21	1.64	0.78
1:D:438:TRP:CE3	3:D:621:HOH:O	2.29	0.78
1:B:258:TYR:CE2	3:B:712:HOH:O	2.37	0.78
1:C:437:ILE:HA	3:C:636:HOH:O	1.84	0.78
1:D:257:LEU:HB3	3:D:767:HOH:O	1.82	0.78
1:A:405:SER:HB2	3:A:709:HOH:O	1.83	0.78
1:C:244:LEU:HA	3:C:635:HOH:O	1.83	0.78
1:D:312:LEU:CD2	3:D:783:HOH:O	2.28	0.78
1:A:408:LEU:HG	3:A:637:HOH:O	1.82	0.78
1:A:189:ILE:HG23	3:A:636:HOH:O	1.84	0.77
1:A:227:ILE:HD12	3:A:787:HOH:O	1.83	0.77
1:C:128:ILE:HA	3:C:769:HOH:O	1.84	0.77
1:C:352:LYS:HG3	1:C:353:THR:N	1.98	0.77
1:D:136:TRP:HA	3:D:633:HOH:O	1.83	0.77
1:A:277:LEU:HD22	3:A:605:HOH:O	1.84	0.77
1:C:39:ASP:HB3	3:C:778:HOH:O	1.85	0.77
1:A:210:PRO:HD3	3:A:780:HOH:O	1.85	0.77
1:D:33:LEU:HD21	3:D:779:HOH:O	1.85	0.77
1:D:141:TRP:CE2	3:D:627:HOH:O	2.38	0.77
1:C:190:SER:O	3:C:602:HOH:O	2.01	0.76
1:D:89:GLU:HB3	3:D:778:HOH:O	1.85	0.76
1:B:44:GLU:CG	3:B:605:HOH:O	2.33	0.76
1:A:459:LYS:HE3	3:A:742:HOH:O	1.85	0.76
1:B:417:MET:HE2	3:B:661:HOH:O	1.84	0.76
1:A:191:ARG:HH11	1:A:191:ARG:HB3	1.50	0.76
1:D:309:LEU:HD22	1:D:420:TYR:HE2	1.51	0.76
1:A:262:HIS:CE1	3:A:748:HOH:O	2.38	0.75
1:D:285:PRO:HD2	3:D:602:HOH:O	1.86	0.75
1:D:376:LEU:HD23	3:D:783:HOH:O	1.84	0.75

Continued on next page...

Continued from previous page...

Atom-1	Atom-2	Interatomic distance (Å)	Clash overlap (Å)
1:B:444:PHE:CZ	3:B:819:HOH:O	2.39	0.75
1:D:251:PHE:HA	3:D:794:HOH:O	1.86	0.75
1:A:287:LEU:HD13	3:B:718:HOH:O	1.86	0.75
1:B:124:VAL:HG22	3:B:611:HOH:O	1.87	0.75
1:D:249:HIS:HD2	3:D:800:HOH:O	1.69	0.74
1:D:429:ALA:HB2	3:D:604:HOH:O	1.86	0.74
1:B:261:ILE:HA	3:B:811:HOH:O	1.87	0.74
1:B:426:VAL:HG22	3:B:686:HOH:O	1.82	0.74
1:A:368:LEU:CG	3:A:754:HOH:O	2.25	0.73
1:D:251:PHE:CE1	3:D:691:HOH:O	2.41	0.73
1:C:154:MET:HE1	1:C:174:ALA:HB3	1.69	0.73
1:D:312:LEU:CB	3:D:783:HOH:O	2.23	0.73
1:C:232:SER:CB	3:C:607:HOH:O	2.23	0.73
1:B:357:TYR:O	3:B:601:HOH:O	2.07	0.73
1:B:397:PRO:HB3	3:B:785:HOH:O	1.87	0.73
1:D:236:TRP:CZ2	3:D:799:HOH:O	2.42	0.72
1:B:262:HIS:HE1	3:B:712:HOH:O	1.64	0.72
1:C:214:ALA:CB	3:C:635:HOH:O	2.37	0.72
1:A:163:HIS:HD2	3:A:770:HOH:O	1.70	0.72
1:A:426:VAL:HG13	3:A:780:HOH:O	1.90	0.72
1:D:53:GLN:HG2	3:D:769:HOH:O	1.88	0.72
1:D:332:ILE:HG23	3:D:807:HOH:O	1.87	0.72
1:A:121:TRP:CE3	3:A:727:HOH:O	2.41	0.72
1:C:189:ILE:CG1	3:C:602:HOH:O	2.38	0.71
1:A:154:MET:HE1	1:A:174:ALA:CB	2.20	0.71
1:A:424:PHE:C	3:A:607:HOH:O	2.34	0.71
1:A:352:LYS:HG3	1:A:353:THR:N	2.06	0.71
1:D:119:LEU:HG	3:D:765:HOH:O	1.91	0.71
1:D:181:PHE:CB	3:D:602:HOH:O	2.34	0.71
1:D:103:LYS:HB2	3:D:735:HOH:O	1.91	0.70
1:D:365:LEU:HB3	3:D:660:HOH:O	1.90	0.70
1:A:442:LEU:HD22	3:A:622:HOH:O	1.91	0.70
1:A:217:TYR:CD1	3:A:784:HOH:O	2.41	0.70
1:A:335:THR:CG2	3:A:647:HOH:O	2.40	0.70
1:D:285:PRO:HD3	3:D:602:HOH:O	1.91	0.70
1:A:198:ILE:HD11	1:A:440:ARG:HH12	1.57	0.70
3:C:719:HOH:O	1:D:389:LEU:HD11	1.92	0.69
1:A:450:LYS:NZ	1:B:85:LEU:O	2.24	0.69
1:D:305:ASN:HD22	1:D:306:GLN:N	1.89	0.69
1:C:122:LEU:HB2	3:C:769:HOH:O	1.93	0.69
1:B:444:PHE:CE2	3:B:819:HOH:O	2.46	0.69

Continued on next page...

Continued from previous page...

Atom-1	Atom-2	Interatomic distance (Å)	Clash overlap (Å)
1:B:141:TRP:CE3	3:B:654:HOH:O	2.46	0.69
1:B:375:LYS:NZ	1:B:379:GLN:HG3	2.08	0.69
1:D:305:ASN:HD22	1:D:306:GLN:H	1.41	0.69
1:A:227:ILE:HA	3:A:624:HOH:O	1.93	0.68
1:A:335:THR:HA	3:A:648:HOH:O	1.92	0.68
1:A:364:ALA:HB1	3:A:754:HOH:O	1.93	0.68
1:D:191:ARG:HD3	3:D:635:HOH:O	1.94	0.68
1:C:136:TRP:CZ2	3:C:676:HOH:O	2.46	0.68
1:D:311:TRP:CE2	3:D:682:HOH:O	2.47	0.68
1:A:424:PHE:CG	3:A:607:HOH:O	2.38	0.68
1:C:423:LEU:HD21	3:C:669:HOH:O	1.94	0.68
1:D:104:LEU:HG	3:D:735:HOH:O	1.93	0.68
1:D:218:ARG:HD3	1:D:225:SER:O	1.93	0.68
1:A:359:CYS:SG	3:A:698:HOH:O	2.51	0.68
1:B:215:LYS:HD2	3:B:824:HOH:O	1.94	0.67
1:C:189:ILE:HG23	3:C:602:HOH:O	1.92	0.67
1:D:333:TRP:HD1	3:D:643:HOH:O	1.77	0.67
1:A:120:PHE:CD1	3:A:612:HOH:O	2.47	0.67
1:B:360:GLN:HA	3:B:762:HOH:O	1.93	0.67
1:B:416:GLU:HB3	3:B:765:HOH:O	1.94	0.67
1:B:438:TRP:HH2	3:B:605:HOH:O	1.77	0.67
1:D:258:TYR:CZ	3:D:711:HOH:O	2.45	0.67
1:B:49:LYS:HD3	3:B:719:HOH:O	1.93	0.67
1:B:359:CYS:CB	3:B:721:HOH:O	2.22	0.67
1:C:214:ALA:CB	3:C:688:HOH:O	2.42	0.67
1:C:54:GLN:HG2	3:C:725:HOH:O	1.95	0.67
1:A:327:LYS:HG2	3:A:677:HOH:O	1.94	0.66
1:D:120:PHE:CE2	3:D:605:HOH:O	2.44	0.66
1:A:104:LEU:HG	3:A:765:HOH:O	1.94	0.66
1:A:381:TYR:CE1	3:A:651:HOH:O	2.48	0.66
1:A:286:TYR:CG	3:A:739:HOH:O	2.49	0.66
1:B:407:VAL:HB	3:B:627:HOH:O	1.95	0.66
1:B:180:ASN:CB	3:B:777:HOH:O	2.44	0.66
1:A:96:PHE:HB3	3:A:638:HOH:O	1.96	0.66
1:B:137:LEU:CG	3:B:629:HOH:O	2.29	0.66
1:B:183:ARG:HH21	1:B:183:ARG:HG3	1.59	0.66
1:B:438:TRP:CH2	3:B:605:HOH:O	2.47	0.66
1:D:44:GLU:HG3	3:D:786:HOH:O	1.96	0.66
1:A:212:VAL:HB	3:A:776:HOH:O	1.95	0.65
1:A:259:LEU:HD21	3:A:803:HOH:O	1.96	0.65
1:A:454:THR:HG21	3:B:755:HOH:O	1.95	0.65

Continued on next page...

Continued from previous page...

Atom-1	Atom-2	Interatomic distance (Å)	Clash overlap (Å)
1:A:240:PHE:CE2	3:A:803:HOH:O	2.47	0.65
1:B:154:MET:HE1	1:B:174:ALA:HB3	1.78	0.65
1:D:417:MET:CE	3:D:725:HOH:O	2.35	0.65
1:C:37:LEU:HA	3:C:752:HOH:O	1.96	0.65
1:A:336:LEU:HD11	1:A:388:LEU:HD12	1.79	0.65
1:C:128:ILE:HG21	3:C:761:HOH:O	1.95	0.65
1:D:236:TRP:CH2	3:D:799:HOH:O	2.48	0.65
3:C:780:HOH:O	1:D:365:LEU:HD22	1.97	0.65
1:B:107:LYS:HE2	3:B:776:HOH:O	1.97	0.65
1:B:175:LEU:HD22	3:B:788:HOH:O	1.97	0.65
1:A:227:ILE:CA	3:A:624:HOH:O	2.45	0.64
2:B:501:CIT:H41	3:B:704:HOH:O	1.96	0.64
1:C:70:GLY:O	3:C:603:HOH:O	2.15	0.64
1:B:376:LEU:HB3	3:B:676:HOH:O	1.97	0.64
1:D:236:TRP:CE3	3:D:647:HOH:O	2.50	0.64
1:A:434:ALA:HB2	3:A:612:HOH:O	1.96	0.64
1:A:286:TYR:CD1	3:A:739:HOH:O	2.49	0.64
1:C:291:ALA:CB	3:C:745:HOH:O	2.43	0.64
1:D:36:ILE:HD13	1:D:121:TRP:CZ2	2.33	0.64
1:D:80:TYR:CE1	1:D:435:GLN:HG2	2.33	0.64
1:A:352:LYS:HG3	1:A:353:THR:H	1.62	0.64
1:D:236:TRP:CD2	3:D:647:HOH:O	2.51	0.64
1:D:309:LEU:HB3	3:D:736:HOH:O	1.97	0.63
1:A:240:PHE:HE2	3:A:803:HOH:O	1.80	0.63
1:A:163:HIS:CD2	3:A:770:HOH:O	2.48	0.63
1:B:124:VAL:HG21	3:B:764:HOH:O	1.99	0.63
1:D:31:THR:HG21	3:D:655:HOH:O	1.99	0.63
1:D:122:LEU:HD23	3:D:765:HOH:O	1.98	0.63
1:D:385:PRO:HA	1:D:397:PRO:HB2	1.81	0.63
1:B:141:TRP:HH2	3:B:822:HOH:O	1.69	0.63
1:B:154:MET:HE1	1:B:174:ALA:CB	2.29	0.63
1:D:209:LEU:HD13	3:D:785:HOH:O	1.99	0.63
1:A:223:GLU:HA	3:A:795:HOH:O	1.99	0.62
1:B:183:ARG:HD2	3:B:791:HOH:O	1.99	0.62
1:A:162:LEU:HA	3:A:644:HOH:O	2.00	0.62
1:B:180:ASN:HB3	3:B:777:HOH:O	1.98	0.62
1:A:352:LYS:HG2	3:A:743:HOH:O	1.99	0.62
1:B:265:HIS:HE1	3:B:756:HOH:O	1.83	0.62
1:B:363:PHE:CZ	3:B:604:HOH:O	2.51	0.62
1:B:450:LYS:HB2	3:B:797:HOH:O	2.00	0.62
1:D:331:TYR:O	1:D:334:ASN:OD1	2.18	0.62

Continued on next page...

Continued from previous page...

Atom-1	Atom-2	Interatomic distance (Å)	Clash overlap (Å)
1:D:388:LEU:HD23	1:D:394:ALA:HB3	1.81	0.62
1:B:175:LEU:HD23	3:B:778:HOH:O	1.99	0.61
1:A:307:GLU:HG2	3:A:747:HOH:O	2.00	0.61
1:A:442:LEU:CD2	3:A:622:HOH:O	2.46	0.61
1:B:89:GLU:OE1	1:B:89:GLU:HA	1.99	0.61
1:B:168:LEU:HD13	3:B:810:HOH:O	2.00	0.61
1:A:261:ILE:HD11	3:A:748:HOH:O	2.01	0.61
1:B:279:GLY:O	1:B:440:ARG:NH2	2.34	0.61
1:D:309:LEU:HD23	3:D:736:HOH:O	2.01	0.61
1:A:218:ARG:CG	3:A:624:HOH:O	2.49	0.61
1:B:197:LEU:CD2	3:B:777:HOH:O	2.42	0.61
1:B:359:CYS:SG	3:B:721:HOH:O	2.56	0.61
1:C:218:ARG:HA	1:C:222:ARG:HB2	1.82	0.60
1:A:124:VAL:HG22	3:A:766:HOH:O	2.00	0.60
1:A:198:ILE:HD11	1:A:440:ARG:NH1	2.16	0.60
1:B:293:MET:HE2	1:B:293:MET:HA	1.83	0.60
1:A:218:ARG:CD	3:A:624:HOH:O	2.41	0.60
1:B:329:ARG:O	1:B:332:ILE:HG13	2.01	0.60
1:D:103:LYS:HE2	3:D:737:HOH:O	2.00	0.60
1:A:183:ARG:HG2	3:A:609:HOH:O	2.01	0.60
1:D:119:LEU:HD21	1:D:263:SER:OG	2.02	0.60
1:B:213:ALA:CB	3:B:686:HOH:O	2.41	0.60
1:B:218:ARG:NH2	1:B:227:ILE:HB	2.17	0.60
1:B:404:HIS:ND1	3:B:601:HOH:O	2.31	0.60
1:C:154:MET:HE1	1:C:174:ALA:CB	2.32	0.60
1:C:243:MET:HB3	3:C:688:HOH:O	2.02	0.60
1:D:44:GLU:CG	3:D:786:HOH:O	2.50	0.60
1:A:236:TRP:CH2	3:A:619:HOH:O	2.52	0.60
1:B:347:HIS:HE1	2:B:501:CIT:O7	1.85	0.60
1:D:329:ARG:HG3	1:D:383:ILE:HG23	1.83	0.60
1:A:121:TRP:HE3	3:A:727:HOH:O	1.82	0.59
1:A:335:THR:HG22	3:A:647:HOH:O	2.02	0.59
1:D:154:MET:HE1	1:D:174:ALA:CB	2.32	0.59
1:A:360:GLN:HE22	1:A:405:SER:HB3	1.67	0.59
1:B:216:ILE:HD12	3:B:810:HOH:O	2.01	0.59
1:D:417:MET:HB2	3:D:725:HOH:O	2.03	0.59
1:C:250:GLN:HG3	1:D:352:LYS:CE	2.33	0.59
1:C:419:TYR:HE2	3:C:669:HOH:O	1.86	0.59
1:D:103:LYS:CB	3:D:735:HOH:O	2.50	0.59
1:D:251:PHE:CD1	3:D:691:HOH:O	2.56	0.59
1:A:430:LEU:CD2	3:A:649:HOH:O	2.50	0.59

Continued on next page...

Continued from previous page...

Atom-1	Atom-2	Interatomic distance (Å)	Clash overlap (Å)
1:D:120:PHE:CD1	3:D:605:HOH:O	2.52	0.59
1:B:215:LYS:HB2	3:B:824:HOH:O	2.02	0.58
1:C:322:ASP:HA	3:C:667:HOH:O	2.03	0.58
1:D:265:HIS:HE1	3:D:755:HOH:O	1.87	0.58
1:A:124:VAL:HA	3:A:766:HOH:O	2.04	0.58
1:D:423:LEU:HD12	3:D:711:HOH:O	2.03	0.58
1:A:72:MET:HA	1:A:75:MET:HE3	1.85	0.58
1:C:423:LEU:HD11	3:C:789:HOH:O	2.02	0.58
1:D:334:ASN:OD1	1:D:335:THR:N	2.36	0.58
1:D:426:VAL:HG12	3:D:720:HOH:O	2.03	0.58
1:A:364:ALA:CB	3:A:754:HOH:O	2.51	0.58
1:B:375:LYS:HZ1	1:B:379:GLN:HG3	1.69	0.58
1:A:259:LEU:HD22	3:A:619:HOH:O	2.04	0.58
1:B:117:GLU:HG3	3:B:654:HOH:O	2.03	0.58
1:B:362:GLU:HA	1:B:365:LEU:HD23	1.84	0.58
1:C:348:ALA:HB3	3:C:633:HOH:O	2.03	0.58
1:B:312:LEU:HD21	3:B:830:HOH:O	2.03	0.57
1:D:284:ASP:HB2	3:D:602:HOH:O	2.04	0.57
1:A:404:HIS:HD2	3:A:637:HOH:O	1.59	0.57
1:C:198:ILE:HB	3:C:636:HOH:O	2.04	0.57
1:D:136:TRP:HD1	3:D:633:HOH:O	1.79	0.57
1:D:209:LEU:HD13	3:D:604:HOH:O	2.03	0.57
1:B:265:HIS:HD2	2:B:501:CIT:O1	1.87	0.57
1:A:271:SER:H	1:A:301:HIS:CE1	2.23	0.57
1:B:49:LYS:CD	3:B:719:HOH:O	2.52	0.57
1:D:376:LEU:HD12	3:D:616:HOH:O	2.03	0.57
1:D:80:TYR:CD1	1:D:435:GLN:HG2	2.39	0.57
1:A:85:LEU:O	1:B:450:LYS:NZ	2.35	0.57
1:D:336:LEU:HD23	3:D:678:HOH:O	2.04	0.57
1:C:314:GLN:HE21	1:C:318:GLU:HG3	1.69	0.57
1:D:131:GLU:HG3	3:D:782:HOH:O	2.04	0.57
1:B:31:THR:HG1	1:B:136:TRP:CG	2.23	0.57
1:C:155:LEU:HD13	3:C:604:HOH:O	2.05	0.57
1:C:450:LYS:HE2	3:C:756:HOH:O	2.04	0.57
1:A:326:GLU:HB3	3:A:802:HOH:O	2.05	0.56
1:B:228:GLY:HA2	1:B:243:MET:HG2	1.87	0.56
1:A:38:ALA:CB	3:A:778:HOH:O	2.32	0.56
1:B:261:ILE:HG22	3:B:811:HOH:O	2.05	0.56
1:B:450:LYS:HD3	3:B:797:HOH:O	2.05	0.56
1:C:379:GLN:HA	3:C:739:HOH:O	2.04	0.56
1:A:43:LYS:HD3	3:A:800:HOH:O	2.04	0.56

Continued on next page...

Continued from previous page...

Atom-1	Atom-2	Interatomic distance (Å)	Clash overlap (Å)
1:A:261:ILE:CD1	3:A:748:HOH:O	2.53	0.56
1:C:420:TYR:CZ	3:C:618:HOH:O	2.37	0.56
1:C:462:ASP:O	1:C:463:SER:C	2.48	0.56
1:A:103:LYS:HB2	3:A:765:HOH:O	2.04	0.56
1:A:213:ALA:HA	3:A:785:HOH:O	2.05	0.56
1:A:324:SER:HB2	3:A:618:HOH:O	2.06	0.56
1:B:334:ASN:CB	3:B:602:HOH:O	2.42	0.56
1:C:316:GLN:HG2	1:C:376:LEU:HD22	1.87	0.56
1:A:217:TYR:CB	3:A:784:HOH:O	2.46	0.56
1:C:44:GLU:HB2	3:C:634:HOH:O	2.04	0.56
1:A:353:THR:CG2	3:A:651:HOH:O	2.54	0.56
1:C:163:HIS:CE1	3:C:686:HOH:O	2.58	0.56
1:C:442:LEU:CD2	3:C:634:HOH:O	2.44	0.56
3:C:777:HOH:O	1:D:362:GLU:CG	2.37	0.56
1:C:189:ILE:CG2	3:C:602:HOH:O	2.52	0.56
1:B:276:HIS:HD2	3:B:655:HOH:O	1.87	0.56
1:D:309:LEU:HG	3:D:803:HOH:O	2.05	0.56
1:A:420:TYR:CZ	3:A:781:HOH:O	2.39	0.56
1:C:218:ARG:HD3	1:C:225:SER:OG	2.06	0.55
1:B:213:ALA:HA	3:B:810:HOH:O	2.06	0.55
1:A:140:GLU:HG2	3:A:626:HOH:O	2.06	0.55
1:D:316:GLN:NE2	1:D:373:MET:HE3	2.21	0.55
1:D:308:VAL:HG12	1:D:309:LEU:HD12	1.88	0.55
1:A:381:TYR:HE1	3:A:651:HOH:O	1.86	0.55
1:A:409:LEU:HD12	3:A:781:HOH:O	1.90	0.55
3:C:777:HOH:O	1:D:365:LEU:HD21	2.05	0.55
1:A:408:LEU:CG	3:A:637:HOH:O	2.45	0.55
1:A:131:GLU:HG2	3:A:685:HOH:O	2.07	0.55
1:A:154:MET:HE1	1:A:174:ALA:HB3	1.89	0.55
1:D:241:THR:HA	3:D:681:HOH:O	2.07	0.55
1:A:353:THR:HG23	3:A:651:HOH:O	2.06	0.55
1:C:315:LEU:O	1:C:319:VAL:HG22	2.07	0.55
1:B:124:VAL:HA	3:B:611:HOH:O	2.06	0.54
1:C:109:LYS:HB2	1:D:386:ASN:HD21	1.71	0.54
1:B:198:ILE:HG13	1:B:440:ARG:HG3	1.87	0.54
1:D:440:ARG:NH1	1:D:440:ARG:HG3	2.21	0.54
1:B:103:LYS:HD2	3:B:782:HOH:O	2.06	0.54
1:B:124:VAL:CG2	3:B:764:HOH:O	2.53	0.54
1:A:204:ASP:O	1:A:208:LYS:HG3	2.07	0.54
1:B:154:MET:SD	3:B:612:HOH:O	2.58	0.54
1:B:218:ARG:HH11	1:B:225:SER:HB2	1.73	0.54

Continued on next page...

Continued from previous page...

Atom-1	Atom-2	Interatomic distance (Å)	Clash overlap (Å)
1:B:307:GLU:HG2	3:B:722:HOH:O	2.07	0.54
1:D:311:TRP:CZ2	3:D:682:HOH:O	2.60	0.54
1:A:455:GLU:HG3	3:B:656:HOH:O	2.07	0.54
1:C:152:VAL:CG2	3:C:638:HOH:O	2.56	0.54
1:D:211:CYS:HB3	3:D:792:HOH:O	2.06	0.54
1:A:121:TRP:CZ3	3:A:727:HOH:O	2.59	0.54
1:A:155:LEU:CD1	3:A:732:HOH:O	2.56	0.54
1:D:31:THR:CG2	3:D:655:HOH:O	2.54	0.54
1:D:462:ASP:HB2	3:D:761:HOH:O	2.08	0.54
1:A:368:LEU:HD13	1:A:411:TYR:CG	2.43	0.53
1:D:363:PHE:HA	3:D:609:HOH:O	2.07	0.53
1:A:189:ILE:HD11	3:A:775:HOH:O	2.08	0.53
1:A:425:GLY:N	3:A:607:HOH:O	2.42	0.53
1:B:307:GLU:CG	3:B:722:HOH:O	2.56	0.53
1:D:271:SER:H	1:D:301:HIS:HE1	1.56	0.53
1:D:271:SER:H	1:D:301:HIS:CE1	2.27	0.53
1:A:124:VAL:HG13	3:A:766:HOH:O	2.09	0.53
1:D:293:MET:HE2	1:D:293:MET:HA	1.91	0.53
1:D:53:GLN:CB	3:D:769:HOH:O	2.56	0.53
1:A:333:TRP:CE3	3:A:632:HOH:O	2.54	0.53
1:C:284:ASP:CB	3:C:740:HOH:O	2.52	0.53
1:A:423:LEU:HB3	3:A:751:HOH:O	2.08	0.53
1:D:89:GLU:CG	3:D:659:HOH:O	2.56	0.53
1:D:137:LEU:CG	3:D:627:HOH:O	2.40	0.53
1:C:80:TYR:CD1	1:C:435:GLN:HG2	2.42	0.52
1:D:329:ARG:HG3	1:D:383:ILE:CG2	2.40	0.52
1:B:141:TRP:CD2	3:B:629:HOH:O	2.44	0.52
1:B:257:LEU:HD21	3:B:762:HOH:O	2.10	0.52
1:A:205:LEU:HD22	3:A:739:HOH:O	2.10	0.52
1:A:217:TYR:HB2	3:A:784:HOH:O	2.10	0.52
1:A:265:HIS:HE1	3:A:718:HOH:O	1.92	0.52
1:A:408:LEU:CD1	3:A:637:HOH:O	2.58	0.52
1:D:53:GLN:CG	3:D:769:HOH:O	2.52	0.52
1:B:325:ASP:HB3	1:B:329:ARG:HH12	1.75	0.52
1:C:285:PRO:CD	3:C:740:HOH:O	2.36	0.52
1:C:360:GLN:HE22	1:C:405:SER:HB3	1.73	0.52
1:D:352:LYS:CD	3:D:763:HOH:O	2.41	0.52
1:D:326:GLU:HA	3:D:775:HOH:O	2.09	0.52
1:B:36:ILE:HD13	1:B:121:TRP:CZ2	2.45	0.52
1:C:118:GLY:HA3	3:C:680:HOH:O	2.10	0.52
1:A:222:ARG:HG2	1:A:222:ARG:HH11	1.75	0.52

Continued on next page...

Continued from previous page...

Atom-1	Atom-2	Interatomic distance (Å)	Clash overlap (Å)
1:B:366:LYS:HB2	3:B:816:HOH:O	2.09	0.52
1:A:299:PRO:HA	1:A:303:LEU:HB2	1.91	0.51
1:B:332:ILE:C	1:B:332:ILE:HD12	2.35	0.51
1:C:409:LEU:HB3	1:C:414:MET:HG2	1.93	0.51
1:D:191:ARG:HG2	1:D:194:TYR:CE2	2.46	0.51
1:A:191:ARG:HH11	1:A:191:ARG:CB	2.21	0.51
1:A:262:HIS:CB	3:A:750:HOH:O	2.58	0.51
1:B:313:THR:O	1:B:317:LYS:HG2	2.09	0.51
1:C:231:ASP:HB3	1:C:234:LEU:HD12	1.91	0.51
1:D:388:LEU:CD2	1:D:394:ALA:HB3	2.40	0.51
1:A:136:TRP:CE2	3:A:626:HOH:O	2.53	0.51
1:B:347:HIS:HD2	1:B:349:VAL:H	1.59	0.51
1:D:340:ARG:NH2	3:D:611:HOH:O	2.43	0.51
1:A:103:LYS:CB	3:A:765:HOH:O	2.57	0.51
1:D:119:LEU:CD2	1:D:263:SER:OG	2.59	0.51
1:D:124:VAL:CG2	3:D:605:HOH:O	2.57	0.51
1:D:331:TYR:O	1:D:334:ASN:CG	2.53	0.51
3:A:644:HOH:O	1:B:177:SER:HB3	2.10	0.51
1:D:379:GLN:C	3:D:603:HOH:O	2.53	0.51
1:C:423:LEU:CD2	3:C:669:HOH:O	2.56	0.51
1:D:204:ASP:HB3	1:D:208:LYS:HE2	1.93	0.51
1:B:420:TYR:HB3	3:B:685:HOH:O	2.11	0.51
3:A:644:HOH:O	1:B:177:SER:CB	2.59	0.50
1:C:244:LEU:CA	3:C:635:HOH:O	2.48	0.50
1:C:189:ILE:HG13	3:C:602:HOH:O	2.07	0.50
1:D:342:VAL:CG1	3:D:724:HOH:O	2.59	0.50
1:C:348:ALA:CB	3:C:633:HOH:O	2.59	0.50
1:D:376:LEU:CD2	3:D:783:HOH:O	2.49	0.50
1:B:63:ILE:HG23	1:B:75:MET:HE2	1.93	0.50
1:B:271:SER:H	1:B:301:HIS:HE1	1.58	0.50
1:B:309:LEU:HD22	1:B:420:TYR:HE2	1.76	0.50
1:C:310:VAL:CG2	1:C:417:MET:HE1	2.42	0.50
1:C:438:TRP:HZ3	3:C:634:HOH:O	1.93	0.50
1:D:309:LEU:HD22	1:D:420:TYR:CE2	2.40	0.50
1:A:360:GLN:HE22	1:A:405:SER:CB	2.25	0.50
1:B:309:LEU:HD13	1:B:406:GLY:HA3	1.93	0.50
1:B:293:MET:HE2	1:B:293:MET:CA	2.42	0.50
1:C:80:TYR:CE1	1:C:435:GLN:HG2	2.46	0.50
1:C:250:GLN:HG3	1:D:352:LYS:CD	2.41	0.50
1:D:426:VAL:HG22	3:D:785:HOH:O	2.12	0.50
1:A:118:GLY:HA3	3:A:696:HOH:O	2.12	0.49

Continued on next page...

Continued from previous page...

Atom-1	Atom-2	Interatomic distance (Å)	Clash overlap (Å)
1:D:332:ILE:HG12	3:D:807:HOH:O	2.12	0.49
1:B:426:VAL:HG12	3:B:705:HOH:O	2.12	0.49
1:D:299:PRO:HB3	1:D:307:GLU:OE2	2.11	0.49
1:B:259:LEU:HA	1:B:427:SER:HB2	1.94	0.49
1:B:332:ILE:HD13	1:B:387:VAL:HG21	1.94	0.49
1:A:212:VAL:CG2	3:A:776:HOH:O	2.61	0.49
1:A:316:GLN:HG2	1:A:321:LYS:HA	1.92	0.49
1:D:276:HIS:HD2	3:D:642:HOH:O	1.94	0.49
1:B:81:GLU:CD	3:B:662:HOH:O	2.55	0.49
1:B:161:ASN:HD22	1:B:161:ASN:H	1.60	0.49
1:D:249:HIS:HA	3:D:672:HOH:O	2.12	0.49
1:D:265:HIS:HD2	2:D:501:CIT:O1	1.94	0.49
1:D:279:GLY:O	1:D:440:ARG:NH2	2.45	0.49
1:D:426:VAL:HA	3:D:604:HOH:O	2.12	0.49
3:A:644:HOH:O	1:B:177:SER:HA	2.12	0.49
1:C:211:CYS:SG	3:C:689:HOH:O	1.99	0.49
1:C:387:VAL:O	1:C:388:LEU:C	2.50	0.49
1:C:77:GLY:N	3:C:601:HOH:O	2.42	0.49
1:A:127:HIS:CD2	3:A:797:HOH:O	2.65	0.49
1:A:259:LEU:HD21	3:A:751:HOH:O	2.13	0.49
1:C:221:TYR:CG	1:C:416:GLU:HG2	2.48	0.49
1:B:442:LEU:CG	3:B:710:HOH:O	2.27	0.49
1:B:334:ASN:CG	3:B:602:HOH:O	2.56	0.48
1:C:183:ARG:HD2	3:C:774:HOH:O	2.12	0.48
1:C:221:TYR:CD1	1:C:416:GLU:HG2	2.49	0.48
1:D:384:VAL:HB	3:D:807:HOH:O	2.13	0.48
1:A:271:SER:H	1:A:301:HIS:HE1	1.60	0.48
1:B:120:PHE:CZ	3:B:825:HOH:O	2.64	0.48
1:B:120:PHE:HB3	3:B:822:HOH:O	1.96	0.48
1:D:193:LYS:HE2	1:D:193:LYS:HA	1.95	0.48
1:D:360:GLN:HE22	1:D:405:SER:HB3	1.78	0.48
1:A:409:LEU:HB3	1:A:414:MET:HG2	1.95	0.48
1:A:276:HIS:HE1	3:A:689:HOH:O	1.96	0.48
1:B:401:VAL:HG11	3:B:617:HOH:O	2.14	0.48
1:C:250:GLN:HG3	1:D:352:LYS:HD2	1.96	0.48
1:B:79:VAL:HB	3:B:819:HOH:O	2.14	0.48
1:B:183:ARG:HG3	1:B:183:ARG:NH2	2.28	0.48
1:B:332:ILE:HD11	1:B:387:VAL:HG11	1.96	0.48
1:D:215:LYS:CE	3:D:608:HOH:O	2.61	0.48
1:A:387:VAL:O	1:A:388:LEU:HB2	2.12	0.48
1:A:420:TYR:CG	3:A:781:HOH:O	2.59	0.47

Continued on next page...

Continued from previous page...

Atom-1	Atom-2	Interatomic distance (Å)	Clash overlap (Å)
1:B:271:SER:H	1:B:301:HIS:CE1	2.31	0.47
1:B:171:ALA:N	3:B:612:HOH:O	2.47	0.47
1:B:198:ILE:HD11	1:B:440:ARG:NH1	2.29	0.47
1:C:265:HIS:HE1	3:C:714:HOH:O	1.97	0.47
1:D:332:ILE:HG21	3:D:807:HOH:O	2.06	0.47
1:A:194:TYR:CE1	3:A:636:HOH:O	2.42	0.47
1:A:458:MET:HE1	3:B:799:HOH:O	2.14	0.47
1:B:79:VAL:CG1	3:B:662:HOH:O	2.42	0.47
1:B:119:LEU:HD21	1:B:263:SER:OG	2.15	0.47
1:B:387:VAL:O	1:B:388:LEU:HB2	2.15	0.47
1:C:76:LYS:HE2	3:C:617:HOH:O	2.14	0.47
1:C:136:TRP:CZ2	1:C:140:GLU:HG3	2.49	0.47
1:D:31:THR:O	1:D:136:TRP:CE3	2.68	0.47
1:B:427:SER:HA	3:B:705:HOH:O	2.15	0.47
1:A:333:TRP:CZ2	1:A:390:GLU:HG3	2.50	0.47
1:B:117:GLU:CG	3:B:654:HOH:O	2.61	0.47
1:C:193:LYS:HB2	3:C:602:HOH:O	2.15	0.47
1:A:401:VAL:CG2	3:A:748:HOH:O	2.63	0.46
1:A:47:ARG:NH2	1:B:458:MET:SD	2.88	0.46
1:A:392:GLY:O	1:A:394:ALA:N	2.49	0.46
1:B:350:LEU:HD21	1:B:354:ASP:HA	1.97	0.46
1:C:314:GLN:HE21	1:C:318:GLU:CG	2.29	0.46
1:A:265:HIS:HD2	2:A:501:CIT:O1	1.98	0.46
1:B:113:GLU:C	3:B:607:HOH:O	2.57	0.46
1:B:450:LYS:CB	3:B:797:HOH:O	2.62	0.46
1:D:423:LEU:CD1	3:D:711:HOH:O	2.63	0.46
1:A:452:MET:SD	3:B:807:HOH:O	2.61	0.46
1:B:218:ARG:CZ	1:B:227:ILE:HB	2.46	0.46
1:B:450:LYS:CD	3:B:797:HOH:O	2.61	0.46
1:D:257:LEU:HD11	1:D:359:CYS:SG	2.55	0.46
1:D:319:VAL:CG1	1:D:323:VAL:HG21	2.38	0.46
1:C:204:ASP:HB3	1:C:208:LYS:HE2	1.98	0.46
1:C:271:SER:H	1:C:301:HIS:CE1	2.33	0.46
1:B:375:LYS:HZ3	1:B:379:GLN:HG3	1.80	0.46
1:B:450:LYS:HG2	3:B:817:HOH:O	2.15	0.46
1:C:420:TYR:HE1	3:C:618:HOH:O	1.69	0.46
1:D:254:LEU:HD12	3:D:767:HOH:O	2.15	0.46
1:D:342:VAL:HG23	3:D:678:HOH:O	2.15	0.46
1:D:379:GLN:HG2	3:D:690:HOH:O	2.14	0.46
1:D:426:VAL:CG1	3:D:799:HOH:O	2.64	0.46
1:A:286:TYR:CD2	3:A:739:HOH:O	2.68	0.46

Continued on next page...

Continued from previous page...

Atom-1	Atom-2	Interatomic distance (Å)	Clash overlap (Å)
1:C:151:VAL:HG21	1:C:175:LEU:HD23	1.98	0.46
1:C:309:LEU:HB2	3:C:658:HOH:O	2.16	0.46
1:D:233:ASN:HB3	3:D:722:HOH:O	2.15	0.46
1:B:154:MET:HG2	1:B:158:PHE:CZ	2.50	0.46
1:B:180:ASN:HB2	3:B:777:HOH:O	2.12	0.46
1:C:198:ILE:HD11	1:C:440:ARG:HH12	1.81	0.46
1:D:329:ARG:HB3	3:D:643:HOH:O	2.15	0.46
1:D:396:ASN:OD1	1:D:398:TRP:HD1	1.98	0.46
1:A:418:ASN:HB2	3:A:678:HOH:O	2.15	0.45
1:B:332:ILE:CD1	1:B:387:VAL:HG21	2.46	0.45
1:B:364:ALA:HB2	1:B:408:LEU:HD21	1.97	0.45
1:C:198:ILE:HD11	1:C:440:ARG:NH1	2.31	0.45
1:D:390:GLU:HB3	3:D:772:HOH:O	2.15	0.45
1:B:113:GLU:CB	3:B:607:HOH:O	2.45	0.45
1:B:325:ASP:HB3	1:B:329:ARG:NH1	2.32	0.45
1:B:357:TYR:CG	3:B:601:HOH:O	2.56	0.45
1:C:76:LYS:CD	3:C:617:HOH:O	2.64	0.45
1:B:303:LEU:O	1:B:307:GLU:HG3	2.16	0.45
1:C:250:GLN:HG3	1:D:352:LYS:HE3	1.99	0.45
1:A:408:LEU:HD11	3:A:637:HOH:O	2.16	0.45
1:B:107:LYS:CE	3:B:776:HOH:O	2.61	0.45
1:B:315:LEU:O	1:B:319:VAL:HG22	2.16	0.45
1:C:218:ARG:HD2	1:C:227:ILE:HA	1.99	0.45
1:A:169:SER:HB3	1:B:173:THR:HG21	1.98	0.45
1:C:155:LEU:CD1	3:C:604:HOH:O	2.64	0.45
1:A:289:PHE:CE1	1:A:293:MET:HE3	2.52	0.45
1:B:80:TYR:CE2	1:B:435:GLN:HG2	2.52	0.45
1:B:221:TYR:CG	1:B:416:GLU:HG2	2.51	0.45
1:C:152:VAL:HG13	1:C:215:LYS:CE	2.46	0.45
1:C:271:SER:H	1:C:301:HIS:HE1	1.65	0.45
1:B:462:ASP:O	1:B:463:SER:HB3	2.17	0.45
1:C:352:LYS:HA	1:C:398:TRP:CD1	2.52	0.45
3:C:780:HOH:O	1:D:365:LEU:HD13	2.16	0.45
1:A:218:ARG:NE	1:A:243:MET:O	2.49	0.45
1:B:336:LEU:HD21	1:B:342:VAL:HG23	1.99	0.45
1:C:216:ILE:HG13	3:C:604:HOH:O	2.17	0.45
1:C:237:SER:HB3	1:C:255:THR:HG22	1.99	0.45
1:C:309:LEU:CB	3:C:658:HOH:O	2.65	0.45
1:A:382:LYS:H	1:A:382:LYS:HG3	1.64	0.45
1:D:137:LEU:CD1	3:D:627:HOH:O	2.65	0.45
1:C:289:PHE:CE1	1:C:429:ALA:HB2	2.52	0.44

Continued on next page...

Continued from previous page...

Atom-1	Atom-2	Interatomic distance (Å)	Clash overlap (Å)
1:C:325:ASP:HA	1:C:383:ILE:HD11	1.99	0.44
1:D:184:ALA:HB3	1:D:197:LEU:HD13	1.99	0.44
1:D:209:LEU:CB	3:D:785:HOH:O	2.53	0.44
1:D:236:TRP:C	3:D:647:HOH:O	2.59	0.44
1:D:342:VAL:HG13	3:D:724:HOH:O	2.17	0.44
1:A:430:LEU:CG	3:A:649:HOH:O	2.32	0.44
1:A:437:ILE:HG12	3:A:604:HOH:O	2.17	0.44
1:D:139:LYS:O	1:D:143:LYS:HG3	2.17	0.44
1:D:442:LEU:CG	3:D:621:HOH:O	2.26	0.44
1:C:130:THR:OG1	1:C:133:GLN:HG3	2.17	0.44
1:A:315:LEU:HD13	1:A:331:TYR:CE1	2.52	0.44
1:A:323:VAL:HA	3:A:745:HOH:O	2.16	0.44
1:D:31:THR:O	1:D:136:TRP:CD2	2.71	0.44
1:A:144:ARG:NH1	3:A:615:HOH:O	2.49	0.44
1:B:33:LEU:HD21	3:B:764:HOH:O	2.18	0.44
1:C:414:MET:HA	3:C:623:HOH:O	2.17	0.44
1:B:376:LEU:O	1:B:379:GLN:HB2	2.18	0.44
1:D:31:THR:HB	1:D:136:TRP:CB	2.48	0.44
1:A:167:GLN:HB2	1:A:216:ILE:HD13	1.99	0.44
1:A:333:TRP:HZ2	1:A:390:GLU:HG3	1.83	0.44
1:B:215:LYS:CD	3:B:824:HOH:O	2.57	0.44
1:C:265:HIS:HD2	2:C:501:CIT:O1	1.99	0.44
1:D:328:LEU:HD23	3:D:603:HOH:O	2.16	0.44
1:A:193:LYS:HD3	3:A:775:HOH:O	2.18	0.44
1:A:236:TRP:HH2	3:A:619:HOH:O	1.94	0.43
1:A:394:ALA:O	1:A:395:LYS:HB2	2.18	0.43
1:A:422:VAL:HG12	3:A:726:HOH:O	2.18	0.43
1:C:423:LEU:CD1	3:C:789:HOH:O	2.61	0.43
1:A:168:LEU:HD13	3:A:785:HOH:O	2.18	0.43
1:A:247:THR:O	1:A:248:ASP:C	2.62	0.43
1:B:321:LYS:HD2	1:B:321:LYS:HA	1.71	0.43
1:D:124:VAL:HB	3:D:779:HOH:O	2.18	0.43
1:A:123:LEU:HB2	3:A:612:HOH:O	2.17	0.43
1:A:221:TYR:CG	1:A:416:GLU:HG2	2.53	0.43
1:A:368:LEU:CD2	3:A:754:HOH:O	2.64	0.43
1:C:352:LYS:HG3	1:C:353:THR:H	1.79	0.43
1:D:289:PHE:CZ	3:D:604:HOH:O	2.57	0.43
1:D:377:VAL:HG21	1:D:407:VAL:HG21	2.01	0.43
1:A:205:LEU:HB2	3:A:739:HOH:O	2.18	0.43
1:A:278:VAL:HG13	1:B:295:GLY:HA2	2.01	0.43
1:C:139:LYS:HD3	3:C:773:HOH:O	2.18	0.43

Continued on next page...

Continued from previous page...

Atom-1	Atom-2	Interatomic distance (Å)	Clash overlap (Å)
1:D:362:GLU:O	1:D:365:LEU:HG	2.19	0.43
1:D:351:ARG:HD3	1:D:351:ARG:HA	1.89	0.43
1:A:461:VAL:HG11	1:B:55:HIS:CD2	2.54	0.43
1:C:189:ILE:HG12	3:C:602:HOH:O	2.10	0.43
1:C:431:GLY:HA2	3:C:615:HOH:O	2.19	0.43
1:A:338:SER:CB	3:A:648:HOH:O	2.52	0.43
1:B:141:TRP:HZ2	3:B:825:HOH:O	2.01	0.43
1:D:383:ILE:HG22	3:D:709:HOH:O	2.19	0.43
1:A:193:LYS:HB3	3:A:775:HOH:O	2.19	0.42
1:B:141:TRP:HZ2	3:B:822:HOH:O	1.83	0.42
1:D:117:GLU:HG3	1:D:141:TRP:CZ3	2.54	0.42
1:A:136:TRP:CZ2	1:A:140:GLU:HG2	2.53	0.42
1:B:356:ARG:NH1	3:B:617:HOH:O	2.52	0.42
1:C:257:LEU:HD11	1:C:359:CYS:SG	2.59	0.42
1:D:140:GLU:OE2	1:D:143:LYS:HE2	2.20	0.42
1:A:155:LEU:HD13	3:A:732:HOH:O	2.17	0.42
1:A:231:ASP:HB3	1:A:234:LEU:HD12	2.02	0.42
1:B:332:ILE:HD12	1:B:333:TRP:N	2.34	0.42
1:B:440:ARG:HA	3:B:659:HOH:O	2.18	0.42
1:C:136:TRP:CH2	1:C:140:GLU:HG3	2.53	0.42
1:C:383:ILE:HG13	3:C:710:HOH:O	2.19	0.42
1:A:368:LEU:CB	3:A:703:HOH:O	2.32	0.42
1:A:374:PHE:O	1:A:374:PHE:CD1	2.73	0.42
1:B:80:TYR:CD2	1:B:435:GLN:HG2	2.54	0.42
1:B:368:LEU:CD1	3:B:737:HOH:O	2.67	0.42
1:C:276:HIS:HD2	3:C:671:HOH:O	2.03	0.42
1:A:218:ARG:CB	3:A:624:HOH:O	2.68	0.42
1:C:163:HIS:HE1	3:C:686:HOH:O	1.97	0.42
1:D:336:LEU:CD2	3:D:678:HOH:O	2.63	0.42
1:A:364:ALA:CA	3:A:754:HOH:O	2.67	0.42
1:A:109:LYS:HE3	3:A:721:HOH:O	2.19	0.42
1:B:113:GLU:OE1	1:B:257:LEU:HD13	2.20	0.42
1:D:333:TRP:CD1	3:D:643:HOH:O	2.62	0.42
1:A:221:TYR:CD1	1:A:416:GLU:HG2	2.54	0.42
1:A:388:LEU:HD23	1:A:397:PRO:HA	2.02	0.42
1:B:451:SER:C	1:B:452:MET:HG2	2.45	0.42
1:D:30:SER:OG	1:D:31:THR:N	2.52	0.42
1:A:154:MET:HE1	1:A:174:ALA:HB2	2.01	0.42
1:D:63:ILE:HG23	1:D:75:MET:HE2	2.02	0.42
1:D:341:VAL:HG22	3:D:665:HOH:O	2.20	0.42
1:D:49:LYS:HE3	3:D:798:HOH:O	2.20	0.41

Continued on next page...

Continued from previous page...

Atom-1	Atom-2	Interatomic distance (Å)	Clash overlap (Å)
1:B:305:ASN:HD22	1:B:306:GLN:N	2.18	0.41
1:D:442:LEU:CD2	3:D:621:HOH:O	2.65	0.41
1:A:448:ARG:HH12	1:B:266:GLU:HG2	1.85	0.41
1:B:63:ILE:HG12	1:B:75:MET:HE2	2.02	0.41
1:D:64:THR:HG23	1:D:67:MET:HE3	2.02	0.41
1:B:312:LEU:HD22	3:B:676:HOH:O	2.19	0.41
1:C:161:ASN:H	1:C:161:ASN:HD22	1.68	0.41
1:D:325:ASP:O	1:D:329:ARG:HB2	2.20	0.41
1:C:129:PRO:CD	3:C:769:HOH:O	2.68	0.41
1:C:382:LYS:HE2	1:C:382:LYS:HB3	1.68	0.41
1:D:76:LYS:HB3	1:D:76:LYS:NZ	2.36	0.41
1:D:193:LYS:HE3	3:D:668:HOH:O	2.19	0.41
1:B:315:LEU:HD21	1:B:376:LEU:HD21	2.02	0.41
1:C:189:ILE:HD13	3:C:765:HOH:O	2.20	0.41
1:D:257:LEU:CD2	3:D:767:HOH:O	2.46	0.41
1:B:47:ARG:HD3	3:B:728:HOH:O	2.21	0.41
3:A:605:HOH:O	1:B:277:LEU:HD22	2.21	0.41
1:B:293:MET:HE2	1:B:293:MET:N	2.36	0.41
1:B:401:VAL:HG12	2:B:501:CIT:O3	2.21	0.41
1:C:136:TRP:CD1	3:C:687:HOH:O	2.74	0.41
1:D:301:HIS:HD2	2:D:501:CIT:H41	1.86	0.41
1:D:360:GLN:HE22	1:D:405:SER:CB	2.33	0.41
1:D:384:VAL:HG23	1:D:388:LEU:HD12	2.02	0.41
1:D:124:VAL:HG23	3:D:605:HOH:O	2.20	0.41
1:A:211:CYS:HA	3:A:787:HOH:O	2.21	0.40
1:B:312:LEU:HD13	3:B:676:HOH:O	2.21	0.40
1:B:367:HIS:CD2	3:B:604:HOH:O	2.74	0.40
1:A:316:GLN:CG	1:A:321:LYS:HA	2.52	0.40
1:B:334:ASN:OD1	3:B:602:HOH:O	2.21	0.40
1:D:360:GLN:NE2	1:D:405:SER:HA	2.36	0.40
1:A:409:LEU:CB	3:A:781:HOH:O	2.68	0.40
1:B:36:ILE:HD13	1:B:121:TRP:HZ2	1.84	0.40
1:D:71:GLY:O	1:D:72:MET:HB2	2.21	0.40
1:A:161:ASN:H	1:A:161:ASN:HD22	1.67	0.40
1:B:49:LYS:CE	3:B:719:HOH:O	2.69	0.40
1:B:351:ARG:HH21	1:B:396:ASN:HB2	1.86	0.40
1:C:386:ASN:O	1:C:389:LEU:HB2	2.22	0.40

All (3) symmetry-related close contacts are listed below. The label for Atom-2 includes the symmetry operator and encoded unit-cell translations to be applied.

Atom-1	Atom-2	Interatomic distance (Å)	Clash overlap (Å)
1:A:411:TYR:OH	1:B:89:GLU:OE1[1_554]	1.69	0.51
1:A:367:HIS:O	1:B:89:GLU:OE2[1_554]	1.85	0.35
1:C:196:GLU:OE2	1:D:193:LYS:NZ[1_456]	2.12	0.08

5.3 Torsion angles [i](#)

5.3.1 Protein backbone [i](#)

In the following table, the Percentiles column shows the percent Ramachandran outliers of the chain as a percentile score with respect to all X-ray entries followed by that with respect to entries of similar resolution.

The Analysed column shows the number of residues for which the backbone conformation was analysed, and the total number of residues.

Mol	Chain	Analysed	Favoured	Allowed	Outliers	Percentiles	
1	A	433/434 (100%)	417 (96%)	15 (4%)	1 (0%)	44	25
1	B	433/434 (100%)	417 (96%)	15 (4%)	1 (0%)	44	25
1	C	433/434 (100%)	423 (98%)	10 (2%)	0	100	100
1	D	433/434 (100%)	419 (97%)	13 (3%)	1 (0%)	44	25
All	All	1732/1736 (100%)	1676 (97%)	53 (3%)	3 (0%)	44	25

All (3) Ramachandran outliers are listed below:

Mol	Chain	Res	Type
1	D	393	LYS
1	A	266	GLU
1	B	228	GLY

5.3.2 Protein sidechains [i](#)

In the following table, the Percentiles column shows the percent sidechain outliers of the chain as a percentile score with respect to all X-ray entries followed by that with respect to entries of similar resolution.

The Analysed column shows the number of residues for which the sidechain conformation was analysed, and the total number of residues.

Mol	Chain	Analysed	Rotameric	Outliers	Percentiles	
1	A	368/369 (100%)	350 (95%)	18 (5%)	21	5

Continued on next page...

Continued from previous page...

Mol	Chain	Analysed	Rotameric	Outliers	Percentiles	
1	B	369/369 (100%)	342 (93%)	27 (7%)	11	2
1	C	369/369 (100%)	351 (95%)	18 (5%)	21	5
1	D	368/369 (100%)	335 (91%)	33 (9%)	8	1
All	All	1474/1476 (100%)	1378 (94%)	96 (6%)	14	3

All (96) residues with a non-rotameric sidechain are listed below:

Mol	Chain	Res	Type
1	A	39	ASP
1	A	140	GLU
1	A	161	ASN
1	A	176	ASN
1	A	183	ARG
1	A	191	ARG
1	A	247	THR
1	A	299	PRO
1	A	310	VAL
1	A	322	ASP
1	A	323	VAL
1	A	327	LYS
1	A	349	VAL
1	A	350	LEU
1	A	382	LYS
1	A	386	ASN
1	A	390	GLU
1	A	461	VAL
1	B	37	LEU
1	B	47	ARG
1	B	53	GLN
1	B	76	LYS
1	B	119	LEU
1	B	161	ASN
1	B	176	ASN
1	B	193	LYS
1	B	225	SER
1	B	266	GLU
1	B	305	ASN
1	B	314	GLN
1	B	315	LEU
1	B	321	LYS
1	B	323	VAL

Continued on next page...

Continued from previous page...

Mol	Chain	Res	Type
1	B	327	LYS
1	B	334	ASN
1	B	349	VAL
1	B	350	LEU
1	B	365	LEU
1	B	368	LEU
1	B	375	LYS
1	B	379	GLN
1	B	390	GLU
1	B	393	LYS
1	B	395	LYS
1	B	410	GLN
1	C	30	SER
1	C	109	LYS
1	C	119	LEU
1	C	161	ASN
1	C	176	ASN
1	C	191	ARG
1	C	247	THR
1	C	265	HIS
1	C	303	LEU
1	C	349	VAL
1	C	350	LEU
1	C	352	LYS
1	C	368	LEU
1	C	382	LYS
1	C	385	PRO
1	C	390	GLU
1	C	393	LYS
1	C	448	ARG
1	D	37	LEU
1	D	78	LEU
1	D	109	LYS
1	D	124	VAL
1	D	140	GLU
1	D	149	SER
1	D	154	MET
1	D	161	ASN
1	D	164	PRO
1	D	176	ASN
1	D	193	LYS
1	D	222	ARG

Continued on next page...

Continued from previous page...

Mol	Chain	Res	Type
1	D	223	GLU
1	D	227	ILE
1	D	305	ASN
1	D	317	LYS
1	D	318	GLU
1	D	319	VAL
1	D	321	LYS
1	D	323	VAL
1	D	328	LEU
1	D	329	ARG
1	D	349	VAL
1	D	350	LEU
1	D	368	LEU
1	D	373	MET
1	D	375	LYS
1	D	379	GLN
1	D	380	LEU
1	D	384	VAL
1	D	388	LEU
1	D	410	GLN
1	D	455	GLU

Sometimes sidechains can be flipped to improve hydrogen bonding and reduce clashes. All (46) such sidechains are listed below:

Mol	Chain	Res	Type
1	A	127	HIS
1	A	161	ASN
1	A	249	HIS
1	A	265	HIS
1	A	276	HIS
1	A	301	HIS
1	A	334	ASN
1	A	337	ASN
1	A	360	GLN
1	A	370	ASN
1	A	404	HIS
1	B	62	GLN
1	B	161	ASN
1	B	238	HIS
1	B	262	HIS
1	B	265	HIS
1	B	276	HIS

Continued on next page...

Continued from previous page...

Mol	Chain	Res	Type
1	B	301	HIS
1	B	305	ASN
1	B	347	HIS
1	B	360	GLN
1	B	410	GLN
1	B	418	ASN
1	C	102	GLN
1	C	161	ASN
1	C	265	HIS
1	C	276	HIS
1	C	301	HIS
1	C	314	GLN
1	C	337	ASN
1	C	360	GLN
1	C	386	ASN
1	C	404	HIS
1	C	410	GLN
1	D	62	GLN
1	D	161	ASN
1	D	249	HIS
1	D	265	HIS
1	D	276	HIS
1	D	301	HIS
1	D	305	ASN
1	D	360	GLN
1	D	386	ASN
1	D	404	HIS
1	D	410	GLN
1	D	418	ASN

5.3.3 RNA ⓘ

There are no RNA molecules in this entry.

5.4 Non-standard residues in protein, DNA, RNA chains ⓘ

There are no non-standard protein/DNA/RNA residues in this entry.

5.5 Carbohydrates ⓘ

There are no oligosaccharides in this entry.

5.6 Ligand geometry

4 ligands are modelled in this entry.

In the following table, the Counts columns list the number of bonds (or angles) for which Mogul statistics could be retrieved, the number of bonds (or angles) that are observed in the model and the number of bonds (or angles) that are defined in the Chemical Component Dictionary. The Link column lists molecule types, if any, to which the group is linked. The Z score for a bond length (or angle) is the number of standard deviations the observed value is removed from the expected value. A bond length (or angle) with $|Z| > 2$ is considered an outlier worth inspection. RMSZ is the root-mean-square of all Z scores of the bond lengths (or angles).

Mol	Type	Chain	Res	Link	Bond lengths			Bond angles		
					Counts	RMSZ	# Z > 2	Counts	RMSZ	# Z > 2
2	CIT	D	501	-	12,12,12	1.42	1 (8%)	17,17,17	1.75	4 (23%)
2	CIT	C	501	-	12,12,12	1.29	1 (8%)	17,17,17	1.60	2 (11%)
2	CIT	A	501	-	12,12,12	1.20	1 (8%)	17,17,17	1.34	2 (11%)
2	CIT	B	501	-	12,12,12	1.40	1 (8%)	17,17,17	1.53	4 (23%)

In the following table, the Chirals column lists the number of chiral outliers, the number of chiral centers analysed, the number of these observed in the model and the number defined in the Chemical Component Dictionary. Similar counts are reported in the Torsion and Rings columns. '-' means no outliers of that kind were identified.

Mol	Type	Chain	Res	Link	Chirals	Torsions	Rings
2	CIT	D	501	-	-	9/16/16/16	-
2	CIT	C	501	-	-	6/16/16/16	-
2	CIT	A	501	-	-	6/16/16/16	-
2	CIT	B	501	-	-	9/16/16/16	-

All (4) bond length outliers are listed below:

Mol	Chain	Res	Type	Atoms	Z	Observed(Å)	Ideal(Å)
2	B	501	CIT	C3-C6	3.34	1.56	1.53
2	C	501	CIT	C3-C6	3.12	1.56	1.53
2	D	501	CIT	C3-C6	3.11	1.56	1.53
2	A	501	CIT	C3-C6	2.54	1.56	1.53

All (12) bond angle outliers are listed below:

Mol	Chain	Res	Type	Atoms	Z	Observed(°)	Ideal(°)
2	D	501	CIT	O5-C6-C3	-4.16	116.36	122.25
2	D	501	CIT	O6-C6-C3	3.90	119.82	113.05

Continued on next page...

Continued from previous page...

Mol	Chain	Res	Type	Atoms	Z	Observed(°)	Ideal(°)
2	C	501	CIT	O5-C6-C3	-3.81	116.86	122.25
2	C	501	CIT	O6-C6-C3	3.43	119.00	113.05
2	B	501	CIT	O6-C6-C3	3.04	118.33	113.05
2	B	501	CIT	O5-C6-C3	-2.87	118.19	122.25
2	A	501	CIT	O5-C6-C3	-2.85	118.22	122.25
2	D	501	CIT	C3-C2-C1	2.50	119.86	113.81
2	A	501	CIT	O6-C6-C3	2.46	117.32	113.05
2	B	501	CIT	O7-C3-C6	2.45	112.30	108.86
2	D	501	CIT	O7-C3-C6	2.43	112.28	108.86
2	B	501	CIT	O3-C5-C4	-2.34	116.09	122.94

There are no chirality outliers.

All (30) torsion outliers are listed below:

Mol	Chain	Res	Type	Atoms
2	A	501	CIT	C2-C3-C6-O5
2	A	501	CIT	C2-C3-C6-O6
2	A	501	CIT	O7-C3-C6-O5
2	A	501	CIT	O7-C3-C6-O6
2	B	501	CIT	C2-C3-C4-C5
2	B	501	CIT	O7-C3-C4-C5
2	B	501	CIT	C6-C3-C4-C5
2	B	501	CIT	C2-C3-C6-O5
2	B	501	CIT	C2-C3-C6-O6
2	B	501	CIT	O7-C3-C6-O5
2	B	501	CIT	O7-C3-C6-O6
2	C	501	CIT	C2-C3-C6-O5
2	C	501	CIT	C2-C3-C6-O6
2	C	501	CIT	O7-C3-C6-O5
2	C	501	CIT	O7-C3-C6-O6
2	D	501	CIT	C2-C3-C4-C5
2	D	501	CIT	C2-C3-C6-O5
2	D	501	CIT	C2-C3-C6-O6
2	D	501	CIT	O7-C3-C6-O6
2	D	501	CIT	C6-C3-C4-C5
2	D	501	CIT	O7-C3-C4-C5
2	A	501	CIT	C4-C3-C6-O6
2	B	501	CIT	C4-C3-C6-O5
2	B	501	CIT	C4-C3-C6-O6
2	C	501	CIT	C4-C3-C6-O6
2	D	501	CIT	C4-C3-C6-O5
2	D	501	CIT	C4-C3-C6-O6

Continued on next page...

Continued from previous page...

Mol	Chain	Res	Type	Atoms
2	A	501	CIT	C4-C3-C6-O5
2	D	501	CIT	O7-C3-C6-O5
2	C	501	CIT	C4-C3-C6-O5

There are no ring outliers.

4 monomers are involved in 8 short contacts:

Mol	Chain	Res	Type	Clashes	Symm-Clashes
2	D	501	CIT	2	0
2	C	501	CIT	1	0
2	A	501	CIT	1	0
2	B	501	CIT	4	0

5.7 Other polymers [i](#)

There are no such residues in this entry.

5.8 Polymer linkage issues [i](#)

There are no chain breaks in this entry.

6 Fit of model and data [i](#)

6.1 Protein, DNA and RNA chains [i](#)

In the following table, the column labelled ‘#RSRZ> 2’ contains the number (and percentage) of RSRZ outliers, followed by percent RSRZ outliers for the chain as percentile scores relative to all X-ray entries and entries of similar resolution. The OWAB column contains the minimum, median, 95th percentile and maximum values of the occupancy-weighted average B-factor per residue. The column labelled ‘Q< 0.9’ lists the number of (and percentage) of residues with an average occupancy less than 0.9.

Mol	Chain	Analysed	<RSRZ>	#RSRZ>2	OWAB(Å ²)	Q<0.9
1	A	434/434 (100%)	-0.60	0 100 100	15, 28, 59, 76	1 (0%)
1	B	434/434 (100%)	-0.69	1 (0%) 92 92	15, 26, 49, 86	1 (0%)
1	C	434/434 (100%)	-0.60	0 100 100	15, 30, 59, 91	1 (0%)
1	D	434/434 (100%)	-0.67	0 100 100	16, 27, 50, 83	1 (0%)
All	All	1736/1736 (100%)	-0.64	1 (0%) 92 92	15, 27, 56, 91	4 (0%)

All (1) RSRZ outliers are listed below:

Mol	Chain	Res	Type	RSRZ
1	B	227	ILE	2.3

6.2 Non-standard residues in protein, DNA, RNA chains [i](#)

There are no non-standard protein/DNA/RNA residues in this entry.

6.3 Carbohydrates [i](#)

There are no monosaccharides in this entry.

6.4 Ligands [i](#)

In the following table, the Atoms column lists the number of modelled atoms in the group and the number defined in the chemical component dictionary. The B-factors column lists the minimum, median, 95th percentile and maximum values of B factors of atoms in the group. The column labelled ‘Q< 0.9’ lists the number of atoms with occupancy less than 0.9.

Mol	Type	Chain	Res	Atoms	RSCC	RSR	B-factors(Å ²)	Q<0.9
2	CIT	C	501	13/13	0.97	0.06	26,28,35,40	0

Continued on next page...

Continued from previous page...

Mol	Type	Chain	Res	Atoms	RSCC	RSR	B-factors(\AA^2)	Q<0.9
2	CIT	A	501	13/13	0.98	0.04	22,25,31,34	0
2	CIT	B	501	13/13	0.99	0.05	17,25,46,58	0
2	CIT	D	501	13/13	0.99	0.04	20,24,33,42	0

6.5 Other polymers [i](#)

There are no such residues in this entry.