



Full wwPDB EM Validation Report ⓘ

Jun 26, 2025 – 06:55 AM JST

PDB ID : 8ZIQ / pdb_00008ziq
EMDB ID : EMD-60126
Title : HerA-DUF4297 complex with DNA
Authors : Yu, Y.; CHen, Q.
Deposited on : 2024-05-14
Resolution : 2.84 Å(reported)

This is a Full wwPDB EM Validation Report for a publicly released PDB entry.

We welcome your comments at validation@mail.wwpdb.org

A user guide is available at

<https://www.wwpdb.org/validation/2017/EMValidationReportHelp>

with specific help available everywhere you see the ⓘ symbol.

The types of validation reports are described at

<http://www.wwpdb.org/validation/2017/FAQs#types>.

The following versions of software and data (see [references ⓘ](#)) were used in the production of this report:

EMDB validation analysis : 0.0.1.dev118
MolProbity : 4-5-2 with Phenix2.0rc1
Percentile statistics : 20231227.v01 (using entries in the PDB archive December 27th 2023)
MapQ : 1.9.13
Ideal geometry (proteins) : Engh & Huber (2001)
Ideal geometry (DNA, RNA) : Parkinson et al. (1996)
Validation Pipeline (wwPDB-VP) : 2.44

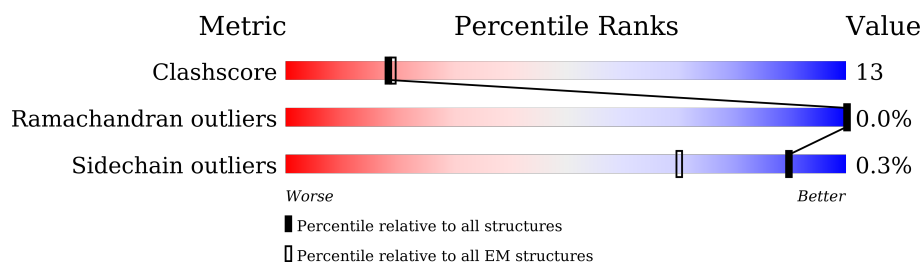
1 Overall quality at a glance

The following experimental techniques were used to determine the structure:

ELECTRON MICROSCOPY

The reported resolution of this entry is 2.84 Å.

Percentile scores (ranging between 0-100) for global validation metrics of the entry are shown in the following graphic. The table shows the number of entries on which the scores are based.













Metric	Whole archive (#Entries)	EM structures (#Entries)
Clashscore	210492	15764
Ramachandran outliers	207382	16835
Sidechain outliers	206894	16415

The table below summarises the geometric issues observed across the polymeric chains and their fit to the map. The red, orange, yellow and green segments of the bar indicate the fraction of residues that contain outliers for ≥ 3 , 2, 1 and 0 types of geometric quality criteria respectively. A grey segment represents the fraction of residues that are not modelled. The numeric value for each fraction is indicated below the corresponding segment, with a dot representing fractions $\leq 5\%$. The upper red bar (where present) indicates the fraction of residues that have poor fit to the EM map (all-atom inclusion $< 40\%$). The numeric value is given above the bar.

Mol	Chain	Length	Quality of chain
1	A	397	 70% 28% ..
1	B	397	 38% 7% 56%
1	C	397	 70% 27% .
1	D	397	 38% 6% 56%
1	E	397	 69% 28% ..
1	F	397	 36% 8% 56%
1	G	397	 70% 27% .
1	H	397	 38% 6% 56%

Continued on next page...

Continued from previous page...

Mol	Chain	Length	Quality of chain
1	I	397	
1	J	397	
1	K	397	
1	L	397	
2	M	617	
2	N	617	
2	O	617	
2	P	617	
2	Q	617	
2	R	617	

2 Entry composition [i](#)

There are 2 unique types of molecules in this entry. The entry contains 105842 atoms, of which 51781 are hydrogens and 0 are deuteriums.

In the tables below, the AltConf column contains the number of residues with at least one atom in alternate conformation and the Trace column contains the number of residues modelled with at most 2 atoms.

- Molecule 1 is a protein called DUF4297.

Mol	Chain	Residues	Atoms						AltConf	Trace
1	A	388	Total	C	H	N	O	S	0	0
			5990	2007	2851	545	579	8		
1	B	175	Total	C	H	N	O	S	0	0
			2853	928	1400	263	257	5		
1	C	386	Total	C	H	N	O	S	0	0
			6007	1992	2890	541	576	8		
1	D	175	Total	C	H	N	O	S	0	0
			2871	928	1418	263	257	5		
1	E	386	Total	C	H	N	O	S	0	0
			6007	1992	2890	541	576	8		
1	F	175	Total	C	H	N	O	S	0	0
			2858	928	1405	263	257	5		
1	G	386	Total	C	H	N	O	S	0	0
			6007	1992	2890	541	576	8		
1	H	175	Total	C	H	N	O	S	0	0
			2862	928	1409	263	257	5		
1	I	386	Total	C	H	N	O	S	0	0
			6007	1992	2890	541	576	8		
1	J	175	Total	C	H	N	O	S	0	0
			2871	928	1418	263	257	5		
1	K	386	Total	C	H	N	O	S	0	0
			6007	1992	2890	541	576	8		
1	L	175	Total	C	H	N	O	S	0	0
			2862	928	1409	263	257	5		

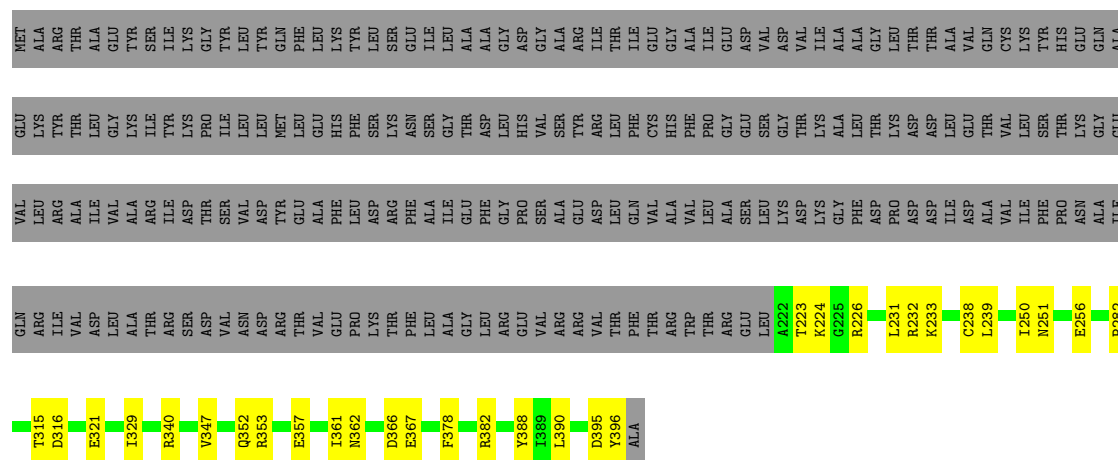
- Molecule 2 is a protein called HerA.

Mol	Chain	Residues	Atoms						AltConf	Trace
2	M	577	Total	C	H	N	O	S	0	0
			8873	2861	4381	766	852	13		
2	N	568	Total	C	H	N	O	S	0	0
			8710	2800	4312	746	839	13		
2	O	570	Total	C	H	N	O	S	0	0
			8780	2831	4339	755	842	13		

Continued on next page...

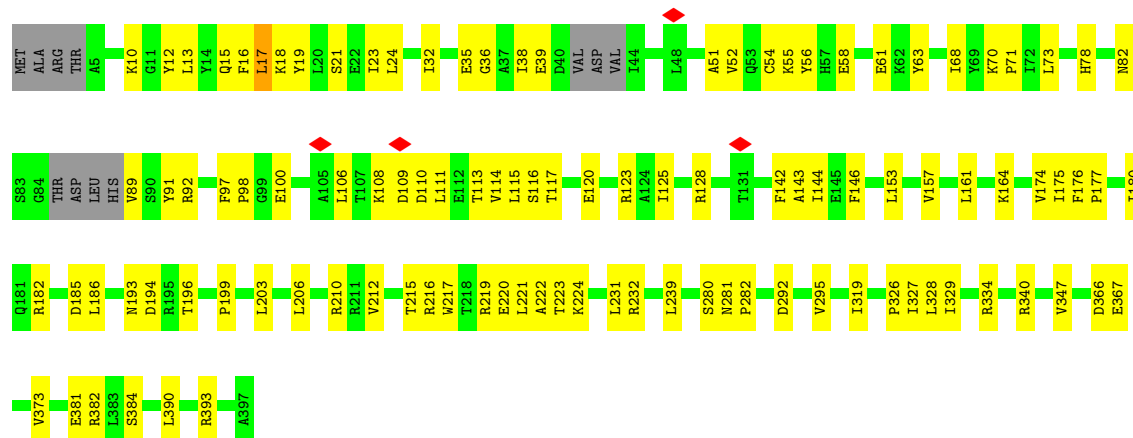
Continued from previous page...

Mol	Chain	Residues	Atoms						AltConf	Trace
2	P	568	Total	C	H	N	O	S	0	0
			8712	2800	4314	746	839	13		
2	Q	577	Total	C	H	N	O	S	0	0
			8855	2861	4363	766	852	13		
2	R	568	Total	C	H	N	O	S	0	0
			8710	2800	4312	746	839	13		



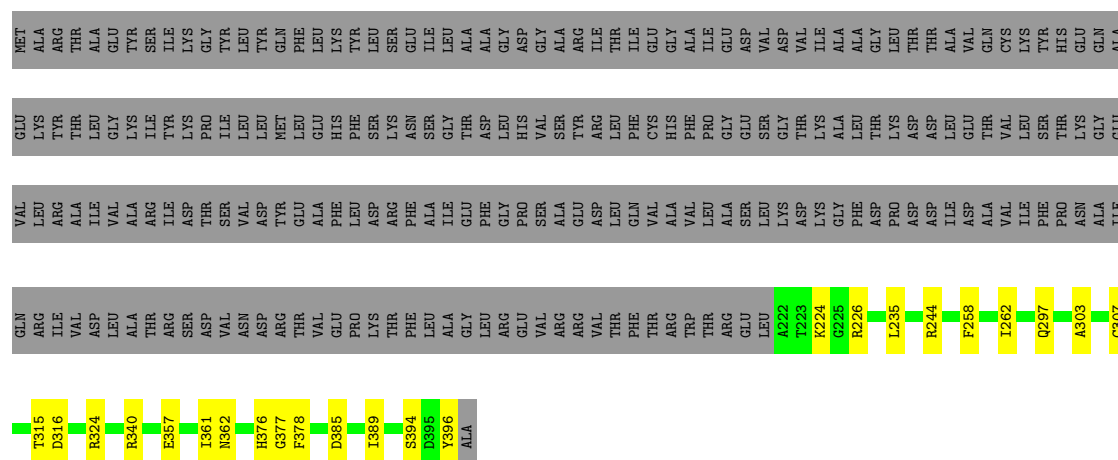
• Molecule 1: DUF4297

Chain G: 70% 27% .



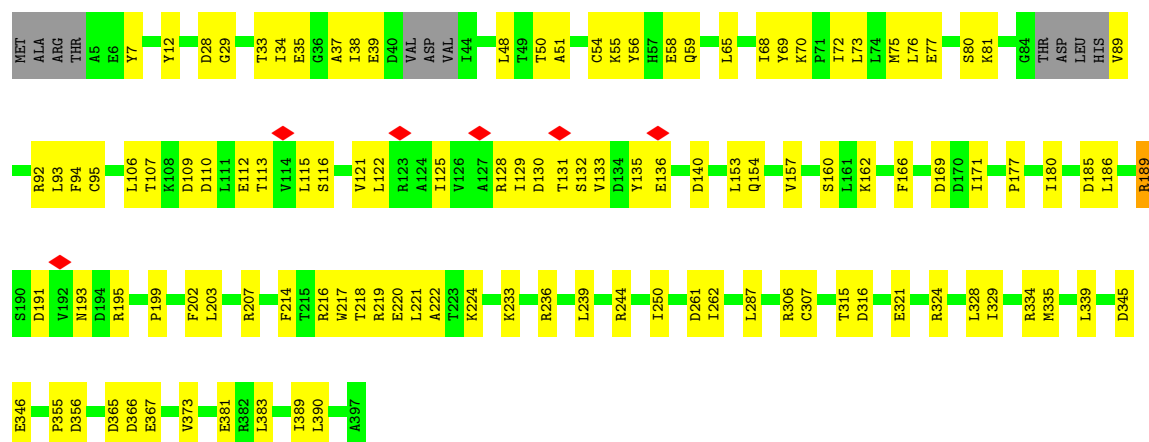
• Molecule 1: DUF4297

Chain H: 38% 6% 56%





• Molecule 1: DUF4297

Chain I:  69% 28%



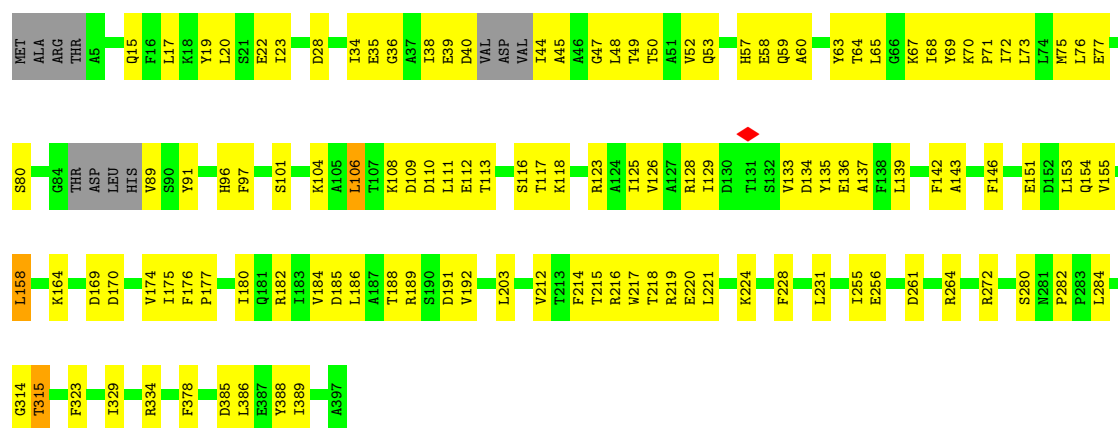
• Molecule 1: DUF4297

Chain J:  39% 5% 56%

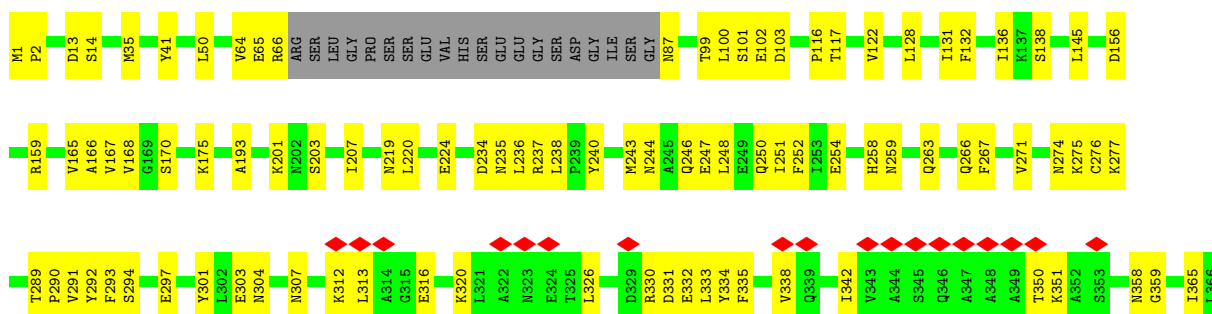


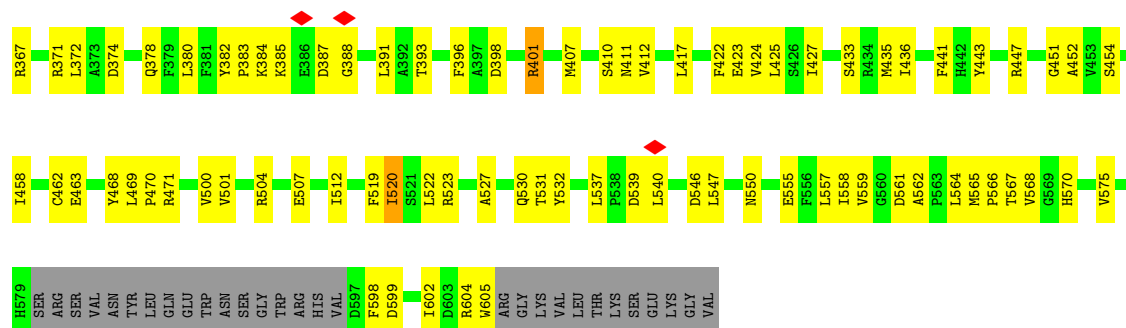
• Molecule 1: DUF4297

Chain K:  67% 30%



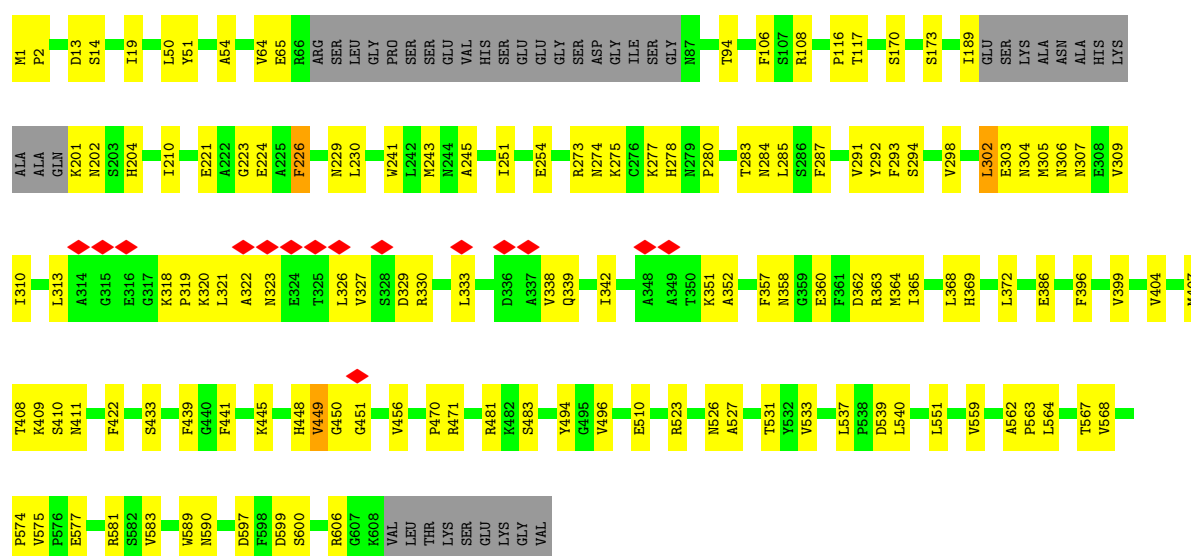






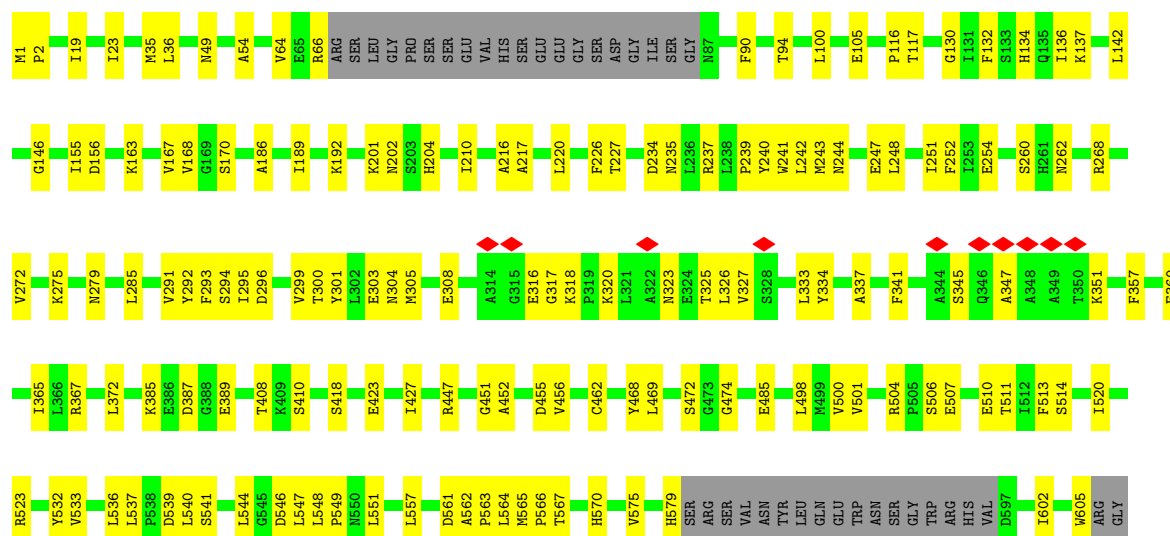
• Molecule 2: HerA

Chain Q: 72% 21% 6%



• Molecule 2: HerA

Chain R: 67% 25% 8%



LYS
VAL
LEU
THR
LYS
SER
GLU
LYS
GLY
VAL

4 Experimental information

Property	Value	Source
EM reconstruction method	SINGLE PARTICLE	Depositor
Imposed symmetry	POINT, Not provided	
Number of particles used	84172	Depositor
Resolution determination method	FSC 0.143 CUT-OFF	Depositor
CTF correction method	NONE	Depositor
Microscope	FEI TITAN KRIOS	Depositor
Voltage (kV)	300	Depositor
Electron dose ($e^-/\text{\AA}^2$)	56.62	Depositor
Minimum defocus (nm)	441	Depositor
Maximum defocus (nm)	4996	Depositor
Magnification	Not provided	
Image detector	GATAN K2 QUANTUM (4k x 4k)	Depositor
Maximum map value	0.319	Depositor
Minimum map value	-0.113	Depositor
Average map value	0.000	Depositor
Map value standard deviation	0.007	Depositor
Recommended contour level	0.0219	Depositor
Map size (\AA)	435.2, 435.2, 435.2	wwPDB
Map dimensions	512, 512, 512	wwPDB
Map angles ($^\circ$)	90.0, 90.0, 90.0	wwPDB
Pixel spacing (\AA)	0.85, 0.85, 0.85	Depositor

5 Model quality

5.1 Standard geometry

The Z score for a bond length (or angle) is the number of standard deviations the observed value is removed from the expected value. A bond length (or angle) with $|Z| > 5$ is considered an outlier worth inspection. RMSZ is the root-mean-square of all Z scores of the bond lengths (or angles).

Mol	Chain	Bond lengths		Bond angles	
		RMSZ	# Z >5	RMSZ	# Z >5
1	A	0.37	0/3201	0.51	0/4322
1	B	0.49	0/1484	0.43	0/1998
1	C	0.37	0/3177	0.49	0/4286
1	D	0.48	0/1484	0.42	0/1998
1	E	0.36	0/3177	0.51	0/4286
1	F	0.48	0/1484	0.45	0/1998
1	G	0.38	0/3177	0.51	0/4286
1	H	0.47	0/1484	0.45	0/1998
1	I	0.37	0/3177	0.53	0/4286
1	J	0.49	0/1484	0.43	0/1998
1	K	0.40	0/3177	0.54	0/4286
1	L	0.49	0/1484	0.41	0/1998
2	M	0.45	0/4592	0.54	0/6231
2	N	0.38	0/4493	0.55	0/6096
2	O	0.43	0/4539	0.51	0/6158
2	P	0.40	0/4493	0.56	1/6096 (0.0%)
2	Q	0.44	0/4592	0.50	1/6231 (0.0%)
2	R	0.39	0/4493	0.52	0/6096
All	All	0.41	0/55192	0.51	2/74648 (0.0%)

Chiral center outliers are detected by calculating the chiral volume of a chiral center and verifying if the center is modelled as a planar moiety or with the opposite hand. A planarity outlier is detected by checking planarity of atoms in a peptide group, atoms in a mainchain group or atoms of a sidechain that are expected to be planar.

Mol	Chain	#Chirality outliers	#Planarity outliers
2	N	0	1

There are no bond length outliers.

All (2) bond angle outliers are listed below:

Mol	Chain	Res	Type	Atoms	Z	Observed(°)	Ideal(°)
2	P	401	ARG	CB-CG-CD	5.16	123.17	111.30

Continued on next page...

Continued from previous page...

Mol	Chain	Res	Type	Atoms	Z	Observed(°)	Ideal(°)
2	Q	64	VAL	CG1-CB-CG2	5.09	122.00	110.80

There are no chirality outliers.

All (1) planarity outliers are listed below:

Mol	Chain	Res	Type	Group
2	N	571	PHE	Peptide

5.2 Too-close contacts [i](#)

In the following table, the Non-H and H(model) columns list the number of non-hydrogen atoms and hydrogen atoms in the chain respectively. The H(added) column lists the number of hydrogen atoms added and optimized by MolProbity. The Clashes column lists the number of clashes within the asymmetric unit, whereas Symm-Clashes lists symmetry-related clashes.

Mol	Chain	Non-H	H(model)	H(added)	Clashes	Symm-Clashes
1	A	3139	2851	3157	90	0
1	B	1453	1400	1467	18	0
1	C	3117	2890	3135	102	0
1	D	1453	1418	1467	15	0
1	E	3117	2890	3135	91	0
1	F	1453	1405	1467	21	0
1	G	3117	2890	3135	84	0
1	H	1453	1409	1467	18	0
1	I	3117	2890	3135	100	0
1	J	1453	1418	1467	12	0
1	K	3117	2890	3135	103	0
1	L	1453	1409	1467	9	0
2	M	4492	4381	4435	130	0
2	N	4398	4312	4349	150	0
2	O	4441	4339	4379	113	0
2	P	4398	4314	4349	139	0
2	Q	4492	4363	4435	112	0
2	R	4398	4312	4349	121	0
All	All	54061	51781	53930	1389	0

The all-atom clashscore is defined as the number of clashes found per 1000 atoms (including hydrogen atoms). The all-atom clashscore for this structure is 13.

All (1389) close contacts within the same asymmetric unit are listed below, sorted by their clash magnitude.

Atom-1	Atom-2	Interatomic distance (Å)	Clash overlap (Å)
1:I:35:GLU:OE2	1:I:92:ARG:NH2	1.92	1.03
1:K:212:VAL:HG11	1:K:231:LEU:HD11	1.39	1.01
2:P:259:ASN:ND2	2:Q:283:THR:OG1	1.96	0.99
1:A:212:VAL:HG11	1:A:231:LEU:HD11	1.47	0.97
2:N:467:ASN:O	2:N:477:TYR:OH	1.84	0.96
1:K:185:ASP:OD1	1:K:186:LEU:N	1.99	0.95
2:M:304:ASN:OD1	2:M:305:MET:N	1.99	0.94
2:M:275:LYS:NZ	2:M:287:PHE:O	2.02	0.93
1:G:221:LEU:HD23	1:G:222:ALA:H	1.32	0.92
2:R:294:SER:OG	2:R:296:ASP:OD2	1.87	0.92
2:P:436:ILE:HD11	2:P:458:ILE:HG21	1.54	0.89
1:K:35:GLU:HG3	1:K:50:THR:O	1.71	0.89
1:D:261:ASP:OD1	1:D:264:ARG:NH2	2.06	0.88
1:K:44:ILE:HG23	1:K:45:ALA:H	1.38	0.88
1:C:212:VAL:HG11	1:C:231:LEU:HD11	1.54	0.88
2:P:64:VAL:O	2:P:87:ASN:N	2.07	0.88
2:M:237:ARG:NH1	2:M:384:LYS:O	2.07	0.87
2:N:255:SER:O	2:N:258:HIS:ND1	2.08	0.86
2:P:251:ILE:O	2:P:371:ARG:NH2	2.08	0.86
1:G:97:PHE:N	1:G:100:GLU:OE2	2.07	0.86
2:M:273:ARG:O	2:M:277:LYS:NZ	2.08	0.86
1:A:174:VAL:HG11	1:A:210:ARG:HH21	1.41	0.86
1:C:39:GLU:N	1:C:39:GLU:OE1	2.09	0.85
1:C:113:THR:O	1:C:116:SER:OG	1.93	0.84
1:A:220:GLU:OE1	1:A:220:GLU:N	2.09	0.84
2:Q:108:ARG:NH2	2:Q:564:LEU:O	2.09	0.84
1:E:212:VAL:HG11	1:E:231:LEU:HD11	1.58	0.84
1:I:113:THR:O	1:I:116:SER:OG	1.94	0.84
2:Q:470:PRO:O	2:Q:481:ARG:NH1	2.11	0.84
1:F:223:THR:O	1:F:226:ARG:HG2	1.77	0.83
1:K:117:THR:HG22	1:K:126:VAL:HG21	1.61	0.83
2:O:246:GLN:N	2:O:246:GLN:OE1	2.11	0.83
1:A:327:ILE:HG21	1:B:327:ILE:HG21	1.60	0.82
1:E:218:THR:HG23	1:E:221:LEU:HD21	1.61	0.82
2:M:108:ARG:NH2	2:M:564:LEU:O	2.11	0.82
2:P:259:ASN:O	2:P:263:GLN:NE2	2.11	0.82
1:C:174:VAL:HG21	1:C:210:ARG:HH22	1.45	0.82
1:G:39:GLU:N	1:G:39:GLU:OE1	2.11	0.81
2:O:231:LEU:HD23	2:O:236:LEU:HD13	1.60	0.81
2:O:344:ALA:HA	2:O:352:ALA:HB3	1.62	0.81
1:J:384:SER:OG	1:J:393:ARG:NH1	2.13	0.81
1:C:44:ILE:HG23	1:C:45:ALA:H	1.46	0.81

Continued on next page...

Continued from previous page...

Atom-1	Atom-2	Interatomic distance (Å)	Clash overlap (Å)
2:M:433:SER:OG	2:M:483:SER:OG	1.98	0.81
1:A:186:LEU:O	1:A:195:ARG:NH1	2.14	0.80
1:E:113:THR:O	1:E:116:SER:OG	1.97	0.80
2:O:228:LEU:HD21	2:O:230:LEU:HD23	1.63	0.80
1:F:353:ARG:NH2	1:H:303:ALA:O	2.14	0.80
1:D:259:ASP:OD1	1:D:291:TYR:OH	1.97	0.80
1:C:185:ASP:OD1	1:C:186:LEU:N	2.14	0.80
1:A:297:GLN:NE2	1:A:307:CYS:SG	2.55	0.80
2:N:259:ASN:O	2:N:263:GLN:NE2	2.15	0.79
2:O:304:ASN:O	2:O:308:GLU:N	2.14	0.79
1:I:218:THR:O	1:I:221:LEU:HD13	1.82	0.79
1:L:289:GLY:O	1:L:343:LYS:NZ	2.15	0.79
2:O:579:HIS:O	2:O:580:SER:OG	1.99	0.79
2:P:304:ASN:ND2	2:P:334:TYR:O	2.16	0.79
1:E:126:VAL:O	1:E:129:ILE:HG22	1.82	0.79
1:K:154:GLN:O	1:K:158:LEU:HD23	1.83	0.79
1:E:47:GLY:HA3	1:E:50:THR:OG1	1.83	0.79
1:C:35:GLU:HG2	1:C:52:VAL:HB	1.65	0.78
2:M:263:GLN:NE2	2:M:364:MET:SD	2.56	0.78
1:A:53:GLN:NE2	1:A:54:CYS:O	2.16	0.78
1:H:224:LYS:NZ	1:H:396:TYR:OH	2.15	0.78
1:I:35:GLU:HB2	1:I:50:THR:C	2.09	0.78
1:I:185:ASP:OD1	1:I:186:LEU:N	2.16	0.78
2:N:227:THR:O	2:N:410:SER:OG	1.99	0.78
2:Q:599:ASP:OD2	2:Q:600:SER:N	2.17	0.77
2:P:244:ASN:OD1	2:P:246:GLN:N	2.18	0.77
1:A:20:LEU:HD22	1:A:180:ILE:HD11	1.66	0.77
1:A:12:TYR:OH	1:A:39:GLU:OE2	2.02	0.76
1:G:185:ASP:OD1	1:G:186:LEU:N	2.17	0.76
1:I:7:TYR:CD1	1:I:39:GLU:HG2	2.21	0.76
1:G:212:VAL:HG11	1:G:231:LEU:HD11	1.67	0.76
2:M:310:ILE:HD12	2:M:319:PRO:HA	1.68	0.76
2:P:537:LEU:HD11	2:P:540:LEU:HD12	1.68	0.75
1:A:185:ASP:OD2	1:A:186:LEU:N	2.20	0.75
1:J:223:THR:O	1:J:226:ARG:HG2	1.86	0.75
1:L:261:ASP:OD1	1:L:264:ARG:NH2	2.19	0.75
1:E:218:THR:O	1:E:221:LEU:HG	1.87	0.75
2:N:470:PRO:O	2:N:509:SER:OG	2.05	0.75
2:Q:396:PHE:O	2:Q:399:VAL:HG22	1.86	0.75
2:N:132:PHE:O	2:N:564:LEU:HD23	1.87	0.74
2:N:386:GLU:OE1	2:N:386:GLU:N	2.19	0.74

Continued on next page...

Continued from previous page...

Atom-1	Atom-2	Interatomic distance (Å)	Clash overlap (Å)
2:P:238:LEU:HD12	2:P:238:LEU:O	1.87	0.74
2:P:243:MET:HE3	2:P:248:LEU:HB2	1.68	0.74
2:P:447:ARG:O	2:P:451:GLY:N	2.20	0.74
2:R:163:LYS:NZ	2:R:561:ASP:OD2	2.18	0.74
1:C:168:PRO:HA	1:C:171:ILE:HD12	1.68	0.74
1:G:221:LEU:HD23	1:G:222:ALA:N	2.03	0.74
2:P:170:SER:OG	2:P:523:ARG:O	2.06	0.74
1:I:365:ASP:OD1	1:I:366:ASP:N	2.21	0.73
1:E:189:ARG:NH1	1:E:191:ASP:O	2.21	0.73
2:M:606:ARG:O	2:M:608:LYS:NZ	2.20	0.73
2:M:64:VAL:O	2:M:87:ASN:N	2.21	0.73
2:M:446:ASN:OD1	2:M:447:ARG:NH1	2.21	0.73
1:I:73:LEU:HD21	1:I:122:LEU:HD22	1.70	0.73
2:M:490:GLU:OE1	2:M:493:LYS:NZ	2.22	0.73
2:N:303:GLU:CG	2:N:365:ILE:HD13	2.19	0.72
2:Q:433:SER:OG	2:Q:483:SER:OG	1.86	0.72
2:P:175:LYS:HB3	2:P:522:LEU:HD22	1.70	0.72
1:B:259:ASP:OD1	1:B:291:TYR:OH	2.06	0.72
2:Q:65:GLU:OE1	2:Q:65:GLU:N	2.22	0.72
2:Q:329:ASP:OD1	2:Q:330:ARG:N	2.23	0.72
2:Q:537:LEU:CD1	2:Q:559:VAL:HG21	2.20	0.72
2:O:236:LEU:HG	2:O:238:LEU:HD23	1.71	0.72
1:A:113:THR:O	1:A:116:SER:OG	2.05	0.71
1:A:198:GLU:OE1	1:A:198:GLU:N	2.23	0.71
1:K:69:TYR:O	1:K:73:LEU:HD13	1.90	0.71
1:I:35:GLU:HB2	1:I:50:THR:O	1.90	0.71
2:O:595:HIS:O	2:O:595:HIS:ND1	2.21	0.71
1:I:77:GLU:O	1:I:80:SER:OG	2.05	0.71
2:N:64:VAL:HG11	2:N:66:ARG:NH2	2.05	0.71
2:O:237:ARG:O	2:O:238:LEU:HD22	1.91	0.71
1:C:109:ASP:OD1	1:C:110:ASP:N	2.24	0.71
1:F:256:GLU:OE2	1:F:382:ARG:NE	2.23	0.70
2:N:136:ILE:HG21	2:N:156:ASP:HB2	1.73	0.70
2:Q:273:ARG:O	2:Q:277:LYS:HD3	1.91	0.70
2:R:202:ASN:OD1	2:R:204:HIS:NE2	2.23	0.70
1:E:282:PRO:O	1:E:340:ARG:NH1	2.24	0.70
1:B:322:LEU:O	1:B:340:ARG:NH1	2.24	0.70
1:A:60:ALA:HB3	1:A:97:PHE:CE2	2.26	0.70
2:M:219:ASN:OD1	2:M:220:LEU:N	2.23	0.70
2:P:240:TYR:OH	2:P:293:PHE:O	2.04	0.70
1:C:58:GLU:N	1:C:58:GLU:OE1	2.24	0.70

Continued on next page...

Continued from previous page...

Atom-1	Atom-2	Interatomic distance (Å)	Clash overlap (Å)
1:K:111:LEU:HD23	1:K:139:LEU:HD12	1.72	0.70
2:M:385:LYS:N	2:M:389:GLU:O	2.25	0.70
2:R:389:GLU:OE1	2:R:389:GLU:N	2.24	0.70
1:E:6:GLU:OE1	1:E:8:SER:N	2.25	0.70
1:I:7:TYR:CE1	1:I:39:GLU:HG2	2.27	0.69
1:C:210:ARG:HE	1:C:210:ARG:HA	1.57	0.69
1:D:232:ARG:NH1	1:D:388:TYR:O	2.24	0.69
1:I:33:THR:OG1	1:I:195:ARG:O	2.08	0.69
2:P:254:GLU:OE1	2:P:254:GLU:N	2.24	0.69
2:M:283:THR:OG1	2:M:284:ASN:OD1	2.04	0.69
2:N:156:ASP:OD2	2:N:158:ASP:N	2.25	0.69
2:O:275:LYS:NZ	2:O:287:PHE:O	2.26	0.69
2:O:228:LEU:HD21	2:O:230:LEU:CD2	2.21	0.69
2:R:116:PRO:O	2:R:117:THR:OG1	2.11	0.69
1:C:116:SER:OG	1:C:118:LYS:NZ	2.17	0.69
1:C:194:ASP:OD2	1:C:196:THR:HG22	1.92	0.69
1:E:232:ARG:NH1	1:E:388:TYR:O	2.25	0.69
2:Q:275:LYS:HB3	2:Q:285:LEU:HD11	1.75	0.69
1:C:67:LYS:HE2	1:C:67:LYS:HA	1.74	0.69
1:K:117:THR:CG2	1:K:126:VAL:HG21	2.23	0.68
1:K:134:ASP:HB3	1:K:137:ALA:HB3	1.75	0.68
2:M:470:PRO:O	2:M:481:ARG:NH2	2.26	0.68
2:O:100:LEU:HD12	2:O:105:GLU:O	1.93	0.68
2:P:374:ASP:O	2:P:378:GLN:NE2	2.25	0.68
2:Q:303:GLU:OE1	2:Q:338:VAL:HG11	1.93	0.68
1:F:232:ARG:NH1	1:F:388:TYR:O	2.26	0.68
1:G:13:LEU:O	1:G:17:LEU:HD23	1.93	0.68
1:G:219:ARG:HA	1:G:224:LYS:HG3	1.76	0.68
2:N:304:ASN:ND2	2:N:334:TYR:O	2.26	0.68
1:H:226:ARG:HA	1:H:226:ARG:NE	2.07	0.68
1:H:244:ARG:NH1	1:H:357:GLU:OE2	2.27	0.68
1:J:244:ARG:NE	1:J:357:GLU:OE1	2.27	0.68
1:K:329:ILE:HD11	1:K:334:ARG:HB3	1.73	0.68
1:C:324:ARG:O	1:C:340:ARG:NH2	2.27	0.68
1:K:58:GLU:N	1:K:59:GLN:OE1	2.27	0.68
2:Q:201:LYS:HE2	2:Q:201:LYS:HA	1.76	0.68
1:D:324:ARG:NH1	1:D:336:GLU:OE1	2.27	0.67
1:G:113:THR:O	1:G:116:SER:OG	2.12	0.67
2:P:116:PRO:O	2:P:117:THR:OG1	2.10	0.67
1:C:73:LEU:HB3	1:C:125:ILE:HG21	1.76	0.67
2:N:155:ILE:HG22	2:N:156:ASP:H	1.59	0.67

Continued on next page...

Continued from previous page...

Atom-1	Atom-2	Interatomic distance (Å)	Clash overlap (Å)
2:R:279:ASN:ND2	2:R:291:VAL:HG11	2.08	0.67
1:E:14:TYR:OH	1:E:148:PRO:O	2.07	0.67
1:B:384:SER:OG	1:B:393:ARG:NH2	2.27	0.67
2:N:116:PRO:O	2:N:117:THR:OG1	2.10	0.66
1:G:38:ILE:HG13	1:G:51:ALA:HB1	1.76	0.66
1:I:133:VAL:HG23	1:I:135:TYR:CE2	2.29	0.66
2:R:1:MET:HB3	2:R:2:PRO:HD3	1.77	0.66
2:R:296:ASP:O	2:R:300:THR:HG23	1.95	0.66
1:A:39:GLU:N	1:A:39:GLU:OE1	2.25	0.66
1:E:65:LEU:HD21	1:E:110:ASP:OD2	1.96	0.66
1:K:220:GLU:N	1:K:220:GLU:OE1	2.29	0.66
2:R:239:PRO:HG2	2:R:242:LEU:HD23	1.77	0.66
1:A:329:ILE:HD11	1:B:327:ILE:HG23	1.77	0.66
1:C:194:ASP:OD2	1:C:196:THR:N	2.28	0.66
1:G:35:GLU:HG3	1:G:52:VAL:HB	1.76	0.66
1:K:272:ARG:NH1	2:R:49:ASN:OD1	2.28	0.66
1:I:203:LEU:HB3	1:I:207:ARG:NH2	2.11	0.66
1:G:120:GLU:HA	1:G:123:ARG:HE	1.60	0.66
1:G:199:PRO:O	1:G:203:LEU:HG	1.95	0.65
2:P:138:SER:OG	2:P:156:ASP:OD1	2.15	0.65
2:P:330:ARG:H	2:P:330:ARG:HD3	1.60	0.65
2:O:309:VAL:HG12	2:O:352:ALA:HB1	1.76	0.65
2:R:385:LYS:HB2	2:R:387:ASP:OD1	1.96	0.65
1:B:223:THR:OG1	1:B:226:ARG:NH2	2.29	0.65
1:E:37:ALA:HB1	1:E:39:GLU:OE1	1.97	0.65
1:I:154:GLN:OE1	1:I:222:ALA:HB2	1.96	0.65
1:K:110:ASP:O	1:K:113:THR:OG1	2.12	0.65
2:O:116:PRO:O	2:O:117:THR:OG1	2.06	0.65
2:M:456:VAL:HG23	2:M:456:VAL:O	1.95	0.65
2:N:561:ASP:OD1	2:N:562:ALA:N	2.29	0.65
1:I:38:ILE:HG12	1:I:51:ALA:HB1	1.79	0.65
1:I:130:ASP:OD1	1:I:131:THR:N	2.29	0.65
1:J:261:ASP:HB2	1:J:383:LEU:HD12	1.79	0.65
2:P:304:ASN:O	2:P:307:ASN:OD1	2.15	0.65
1:L:282:PRO:O	1:L:340:ARG:NH1	2.30	0.64
2:O:309:VAL:CG1	2:O:352:ALA:HB1	2.27	0.64
1:C:104:LYS:HG2	1:C:146:PHE:HZ	1.61	0.64
1:D:366:ASP:OD1	1:D:367:GLU:N	2.31	0.64
2:O:396:PHE:O	2:O:399:VAL:HG22	1.95	0.64
2:Q:1:MET:HB3	2:Q:2:PRO:HD3	1.79	0.64
1:I:219:ARG:HG3	1:I:224:LYS:HE2	1.78	0.64

Continued on next page...

Continued from previous page...

Atom-1	Atom-2	Interatomic distance (Å)	Clash overlap (Å)
1:B:316:ASP:OD1	1:B:317:VAL:N	2.30	0.64
1:C:174:VAL:CG2	1:C:210:ARG:HH22	2.11	0.64
1:E:218:THR:HA	1:E:221:LEU:HD23	1.79	0.64
1:K:215:THR:HG23	1:K:218:THR:H	1.62	0.64
1:K:39:GLU:OE1	1:K:39:GLU:N	2.31	0.64
1:C:211:ARG:HG2	1:C:212:VAL:H	1.63	0.64
2:R:544:LEU:HA	2:R:547:LEU:HD13	1.79	0.64
1:A:214:PHE:CE1	1:A:227:MET:HE2	2.33	0.64
1:B:261:ASP:OD1	1:B:264:ARG:NH2	2.30	0.64
2:P:100:LEU:HD22	2:P:131:ILE:HD11	1.80	0.64
2:P:422:PHE:CE2	2:Q:448:HIS:HB3	2.32	0.64
1:A:261:ASP:CG	1:A:383:LEU:HD12	2.22	0.63
2:M:189:ILE:HD11	2:M:221:GLU:CD	2.23	0.63
1:K:67:LYS:HG3	1:K:68:ILE:HG23	1.81	0.63
2:N:469:LEU:HD13	2:N:512:ILE:CD1	2.28	0.63
2:O:416:ASP:OD1	2:O:417:LEU:N	2.32	0.63
1:G:12:TYR:OH	1:G:39:GLU:OE2	2.10	0.63
1:A:384:SER:OG	1:A:393:ARG:NH1	2.31	0.63
1:I:345:ASP:OD1	1:I:346:GLU:N	2.30	0.63
2:O:231:LEU:HD22	2:O:415:ILE:CD1	2.29	0.63
2:P:378:GLN:O	2:P:382:TYR:N	2.28	0.63
2:P:469:LEU:HD13	2:P:512:ILE:HD13	1.81	0.63
1:C:164:LYS:HE3	1:C:203:LEU:HD13	1.81	0.62
1:I:28:ASP:OD1	1:I:29:GLY:N	2.32	0.62
1:K:77:GLU:O	1:K:80:SER:OG	2.10	0.62
2:M:116:PRO:O	2:M:117:THR:OG1	2.08	0.62
1:K:214:PHE:CZ	1:K:389:ILE:HD11	2.34	0.62
2:M:278:HIS:NE2	2:M:297:GLU:OE2	2.32	0.62
1:K:60:ALA:HB3	1:K:97:PHE:CZ	2.35	0.62
2:O:1:MET:HB3	2:O:2:PRO:HD3	1.79	0.62
2:P:251:ILE:HG22	2:P:252:PHE:CD1	2.34	0.62
2:N:271:VAL:HG21	2:N:287:PHE:CE1	2.33	0.62
2:R:291:VAL:HG12	2:R:292:TYR:H	1.64	0.62
1:C:344:ARG:NH2	1:C:366:ASP:OD1	2.33	0.62
1:E:182:ARG:HA	1:E:185:ASP:OD2	2.00	0.62
2:P:65:GLU:O	2:P:65:GLU:HG2	2.00	0.61
2:Q:539:ASP:OD1	2:Q:540:LEU:N	2.33	0.61
1:K:151:GLU:O	1:K:155:VAL:HG23	1.99	0.61
2:R:462:CYS:O	2:R:501:VAL:HG12	2.00	0.61
2:P:387:ASP:OD2	2:P:388:GLY:N	2.33	0.61
1:G:12:TYR:HB2	1:G:217:TRP:HH2	1.65	0.61

Continued on next page...

Continued from previous page...

Atom-1	Atom-2	Interatomic distance (Å)	Clash overlap (Å)
1:F:366:ASP:OD1	1:F:367:GLU:N	2.33	0.61
1:H:258:PHE:CE2	1:H:262:ILE:HD13	2.35	0.61
1:E:221:LEU:HD13	1:E:223:THR:HG22	1.83	0.61
1:I:115:LEU:HD23	1:I:115:LEU:O	2.01	0.61
2:M:1:MET:HB3	2:M:2:PRO:HD3	1.83	0.61
2:R:304:ASN:ND2	2:R:334:TYR:O	2.32	0.61
2:N:309:VAL:HG12	2:N:341:PHE:HB3	1.82	0.61
1:E:326:PRO:HG2	1:E:328:LEU:HD11	1.82	0.61
2:R:235:ASN:O	2:R:237:ARG:NH1	2.34	0.61
1:C:109:ASP:O	1:C:113:THR:HG23	2.01	0.61
1:G:384:SER:OG	1:G:393:ARG:NH1	2.34	0.61
1:A:44:ILE:HD12	1:A:44:ILE:H	1.66	0.60
1:I:112:GLU:O	1:I:116:SER:N	2.33	0.60
2:N:471:ARG:N	2:N:507:GLU:O	2.34	0.60
2:N:154:LYS:O	2:N:155:ILE:HD13	2.00	0.60
1:K:111:LEU:HD11	1:K:135:TYR:HB3	1.82	0.60
2:N:520:ILE:HA	2:N:557:LEU:O	2.01	0.60
2:P:462:CYS:SG	2:P:468:TYR:OH	2.59	0.60
1:I:110:ASP:O	1:I:113:THR:OG1	2.17	0.60
2:Q:241:TRP:NE1	2:Q:293:PHE:O	2.34	0.60
1:C:160:SER:HA	1:C:163:ASP:OD2	2.02	0.60
1:E:212:VAL:HG21	1:E:231:LEU:HD21	1.82	0.60
1:K:164:LYS:HE3	1:K:203:LEU:HD11	1.83	0.60
1:A:35:GLU:HG3	1:A:52:VAL:HG13	1.84	0.60
1:K:20:LEU:HD11	1:K:180:ILE:HG12	1.84	0.60
1:K:58:GLU:N	1:K:58:GLU:OE1	2.34	0.60
2:O:456:VAL:HG13	2:O:456:VAL:O	2.00	0.60
2:N:540:LEU:HD21	2:N:559:VAL:HB	1.83	0.60
1:L:384:SER:OG	1:L:393:ARG:NH1	2.35	0.59
2:Q:526:ASN:OD1	2:Q:527:ALA:N	2.34	0.59
1:I:69:TYR:CD2	1:I:122:LEU:HD21	2.37	0.59
1:C:219:ARG:HG2	1:C:224:LYS:NZ	2.17	0.59
1:I:35:GLU:HB2	1:I:50:THR:CA	2.33	0.59
2:M:329:ASP:OD2	2:M:332:GLU:HB2	2.02	0.59
2:M:396:PHE:O	2:M:399:VAL:HG12	2.02	0.59
1:C:193:ASN:O	1:C:195:ARG:NH1	2.35	0.59
1:E:216:ARG:N	1:E:381:GLU:OE1	2.35	0.59
2:P:396:PHE:HE2	2:P:435:MET:HE1	1.66	0.59
2:P:504:ARG:NH2	2:P:507:GLU:OE2	2.35	0.59
1:C:192:VAL:HG23	1:C:192:VAL:O	2.02	0.59
1:K:59:GLN:OE1	1:K:59:GLN:N	2.36	0.59

Continued on next page...

Continued from previous page...

Atom-1	Atom-2	Interatomic distance (Å)	Clash overlap (Å)
2:N:303:GLU:HG2	2:N:365:ILE:HD13	1.83	0.59
2:R:168:VAL:HG11	2:R:513:PHE:CE1	2.37	0.59
2:N:304:ASN:OD1	2:N:305:MET:N	2.35	0.59
2:P:358:ASN:OD1	2:P:359:GLY:N	2.36	0.59
2:P:367:ARG:C	2:P:367:ARG:HD2	2.27	0.59
2:Q:318:LYS:HB2	2:Q:326:LEU:HD13	1.83	0.59
2:M:321:LEU:HD23	2:M:322:ALA:N	2.18	0.59
2:N:167:VAL:O	2:N:501:VAL:HA	2.02	0.59
2:N:220:LEU:HD21	2:N:226:PHE:HB2	1.83	0.59
2:P:243:MET:HE3	2:P:248:LEU:CB	2.32	0.59
2:P:1:MET:HB3	2:P:2:PRO:HD3	1.83	0.59
2:Q:275:LYS:HD3	2:Q:293:PHE:CD2	2.37	0.59
2:R:167:VAL:O	2:R:501:VAL:HA	2.03	0.59
1:K:68:ILE:HD12	1:K:72:ILE:HD11	1.85	0.58
2:R:498:LEU:CD2	2:R:500:VAL:HG13	2.33	0.58
1:A:35:GLU:OE1	1:A:35:GLU:N	2.37	0.58
1:K:47:GLY:HA3	1:K:50:THR:OG1	2.03	0.58
2:Q:358:ASN:N	2:Q:360:GLU:OE1	2.36	0.58
1:G:73:LEU:HB3	1:G:125:ILE:HG21	1.84	0.58
1:K:36:GLY:O	1:K:52:VAL:HG12	2.02	0.58
2:O:385:LYS:HG3	2:O:391:LEU:HD22	1.83	0.58
2:O:597:ASP:OD1	2:O:598:PHE:N	2.37	0.58
2:M:362:ASP:OD1	2:M:362:ASP:O	2.22	0.58
2:Q:116:PRO:O	2:Q:117:THR:OG1	2.12	0.58
1:K:116:SER:OG	1:K:118:LYS:NZ	2.34	0.58
1:G:110:ASP:O	1:G:113:THR:OG1	2.18	0.58
1:I:54:CYS:SG	1:I:55:LYS:N	2.77	0.58
2:O:101:SER:OG	2:O:102:GLU:N	2.36	0.58
2:P:350:THR:HG22	2:P:350:THR:O	2.04	0.58
1:E:321:GLU:OE2	1:E:324:ARG:NE	2.36	0.58
2:P:167:VAL:HB	2:P:501:VAL:HG22	1.86	0.58
1:B:223:THR:HA	1:B:226:ARG:CZ	2.33	0.58
1:H:324:ARG:O	1:H:340:ARG:NH2	2.37	0.58
2:M:302:LEU:HB2	2:M:305:MET:HE2	1.86	0.58
2:O:267:PHE:O	2:O:271:VAL:HG23	2.04	0.58
1:F:395:ASP:O	1:F:396:TYR:HB2	2.02	0.58
2:P:247:GLU:HA	2:P:250:GLN:HE22	1.68	0.58
2:P:320:LYS:HG2	2:P:326:LEU:HD21	1.86	0.58
2:P:540:LEU:HD21	2:P:559:VAL:HB	1.86	0.58
2:R:167:VAL:HG22	2:R:520:ILE:HB	1.86	0.58
1:A:174:VAL:CG1	1:A:210:ARG:HH21	2.15	0.57

Continued on next page...

Continued from previous page...

Atom-1	Atom-2	Interatomic distance (Å)	Clash overlap (Å)
1:A:202:PHE:HD2	1:A:203:LEU:HD22	1.68	0.57
1:I:93:LEU:HD23	1:I:94:PHE:N	2.20	0.57
2:P:383:PRO:O	2:P:384:LYS:HG3	2.04	0.57
2:Q:224:GLU:O	2:Q:224:GLU:HG3	2.03	0.57
1:F:231:LEU:HD11	1:F:378:PHE:CZ	2.39	0.57
1:I:261:ASP:CG	1:I:383:LEU:HD12	2.29	0.57
2:N:268:ARG:O	2:N:272:VAL:HG12	2.03	0.57
2:N:372:LEU:HD23	2:N:372:LEU:C	2.29	0.57
2:Q:309:VAL:HG11	2:Q:342:ILE:O	2.05	0.57
2:R:602:ILE:O	2:R:605:TRP:N	2.34	0.57
1:C:15:GLN:O	1:C:18:LYS:HG3	2.05	0.57
1:C:210:ARG:HE	1:C:210:ARG:CA	2.18	0.57
2:M:224:GLU:O	2:M:224:GLU:HG3	2.04	0.57
1:A:212:VAL:HG11	1:A:231:LEU:CD1	2.29	0.57
1:E:384:SER:OG	1:E:393:ARG:NH1	2.37	0.57
1:K:378:PHE:HE1	1:K:389:ILE:HD13	1.69	0.57
2:M:221:GLU:OE1	2:M:221:GLU:HA	2.04	0.57
1:A:75:MET:SD	1:A:91:TYR:HB3	2.44	0.57
2:Q:210:ILE:HG22	2:Q:210:ILE:O	2.05	0.57
1:K:314:GLY:O	1:K:315:THR:HG22	2.04	0.57
2:O:273:ARG:HA	2:O:273:ARG:NE	2.20	0.57
2:R:251:ILE:HD11	2:R:427:ILE:HG21	1.87	0.57
1:A:62:LYS:NZ	1:A:98:PRO:O	2.38	0.57
1:A:174:VAL:HG21	1:A:210:ARG:NH2	2.20	0.57
1:F:239:LEU:HD11	1:F:390:LEU:HD23	1.85	0.57
2:M:539:ASP:OD1	2:M:540:LEU:N	2.36	0.57
1:F:282:PRO:O	1:F:340:ARG:NH2	2.37	0.57
1:K:48:LEU:HD23	1:K:49:THR:HG23	1.85	0.57
2:Q:292:TYR:CD2	2:Q:293:PHE:N	2.73	0.57
2:R:520:ILE:HA	2:R:557:LEU:O	2.05	0.57
1:I:153:LEU:O	1:I:157:VAL:HG23	2.04	0.56
2:M:358:ASN:N	2:M:360:GLU:OE1	2.38	0.56
2:M:537:LEU:HD22	2:M:559:VAL:HG21	1.85	0.56
1:A:35:GLU:HG2	1:A:52:VAL:HG22	1.87	0.56
1:K:191:ASP:OD1	1:K:192:VAL:N	2.38	0.56
2:P:331:ASP:OD1	2:P:332:GLU:N	2.38	0.56
2:Q:407:MET:SD	2:Q:456:VAL:HG21	2.45	0.56
1:A:214:PHE:HB2	1:A:380:ILE:HD13	1.86	0.56
2:N:303:GLU:HG3	2:N:365:ILE:HD13	1.85	0.56
2:N:308:GLU:O	2:N:355:GLY:N	2.36	0.56
2:O:427:ILE:HD12	2:O:427:ILE:H	1.70	0.56

Continued on next page...

Continued from previous page...

Atom-1	Atom-2	Interatomic distance (Å)	Clash overlap (Å)
2:P:35:MET:SD	2:P:122:VAL:HG11	2.45	0.56
2:P:251:ILE:HD11	2:P:427:ILE:HD13	1.86	0.56
1:C:93:LEU:HD23	1:C:94:PHE:N	2.21	0.56
1:E:100:GLU:OE1	1:E:100:GLU:N	2.37	0.56
1:K:19:TYR:CE2	1:K:34:ILE:HG23	2.41	0.56
2:N:566:PRO:O	2:N:567:THR:HG23	2.06	0.56
2:O:296:ASP:O	2:O:299:VAL:HG12	2.06	0.56
2:Q:189:ILE:HD11	2:Q:221:GLU:HG3	1.86	0.56
2:R:167:VAL:O	2:R:501:VAL:HG23	2.06	0.56
1:C:211:ARG:HG2	1:C:212:VAL:N	2.19	0.56
2:O:389:GLU:OE1	2:O:389:GLU:N	2.38	0.56
2:Q:362:ASP:OD2	2:Q:363:ARG:N	2.39	0.56
2:R:372:LEU:C	2:R:372:LEU:HD23	2.31	0.56
1:G:115:LEU:O	1:G:117:THR:HG23	2.05	0.56
2:M:350:THR:HG22	2:M:350:THR:O	2.05	0.56
2:P:251:ILE:HG22	2:P:252:PHE:CE1	2.40	0.56
1:I:69:TYR:CD2	1:I:70:LYS:HD3	2.41	0.56
2:N:212:ALA:HB2	2:N:416:ASP:OD1	2.06	0.56
2:R:275:LYS:HD3	2:R:293:PHE:HB3	1.87	0.56
1:A:306:ARG:NH1	1:B:321:GLU:OE2	2.39	0.56
1:G:326:PRO:HG2	1:G:328:LEU:HD11	1.88	0.56
2:M:302:LEU:CA	2:M:305:MET:HE2	2.35	0.56
1:E:106:LEU:HD13	1:E:111:LEU:HB2	1.87	0.56
1:G:220:GLU:OE1	1:G:220:GLU:HA	2.05	0.56
2:Q:537:LEU:HG	2:Q:540:LEU:HD22	1.87	0.56
1:K:19:TYR:O	1:K:23:ILE:HG12	2.06	0.55
2:N:260:SER:HA	2:N:263:GLN:NE2	2.20	0.55
2:P:220:LEU:HD23	2:P:224:GLU:OE1	2.06	0.55
1:K:385:ASP:OD1	1:K:386:LEU:N	2.39	0.55
2:N:532:TYR:O	2:N:536:LEU:HD23	2.06	0.55
2:R:579:HIS:O	2:R:579:HIS:ND1	2.39	0.55
1:C:134:ASP:HB3	1:C:137:ALA:HB3	1.87	0.55
1:K:65:LEU:HD23	1:K:65:LEU:O	2.07	0.55
1:K:185:ASP:O	1:K:189:ARG:HD2	2.06	0.55
2:P:207:ILE:HG23	2:P:463:GLU:OE2	2.07	0.55
2:M:368:LEU:O	2:M:372:LEU:HD23	2.06	0.55
2:Q:204:HIS:CD2	2:Q:456:VAL:HG13	2.41	0.55
2:Q:364:MET:O	2:Q:368:LEU:HD23	2.05	0.55
2:O:271:VAL:HG11	2:O:287:PHE:HE1	1.72	0.55
1:I:72:ILE:HD12	1:I:72:ILE:H	1.71	0.55
1:I:189:ARG:HD3	1:I:191:ASP:N	2.22	0.55

Continued on next page...

Continued from previous page...

Atom-1	Atom-2	Interatomic distance (Å)	Clash overlap (Å)
2:N:100:LEU:HD12	2:N:105:GLU:O	2.06	0.55
2:P:396:PHE:O	2:P:396:PHE:CG	2.60	0.55
2:Q:304:ASN:CG	2:Q:338:VAL:HG13	2.31	0.55
2:R:447:ARG:NH2	2:R:455:ASP:OD1	2.40	0.55
1:I:203:LEU:HB3	1:I:207:ARG:HH22	1.70	0.55
2:Q:306:ASN:HA	2:Q:358:ASN:HA	1.88	0.55
1:A:38:ILE:HD12	1:A:38:ILE:H	1.71	0.55
1:E:327:ILE:C	1:E:328:LEU:HD12	2.31	0.54
1:E:39:GLU:OE1	1:E:39:GLU:N	2.39	0.54
1:I:315:THR:HG23	1:I:316:ASP:N	2.23	0.54
2:N:218:PHE:HB2	2:N:228:LEU:HD13	1.89	0.54
1:I:189:ARG:NH2	1:I:193:ASN:OD1	2.39	0.54
1:K:75:MET:SD	1:K:91:TYR:HB3	2.47	0.54
1:A:42:ASP:OD2	1:A:46:ALA:N	2.41	0.54
1:C:44:ILE:HG13	1:C:45:ALA:N	2.22	0.54
1:E:74:LEU:HD23	1:E:74:LEU:H	1.71	0.54
1:K:133:VAL:HB	1:K:135:TYR:CE1	2.43	0.54
2:N:18:LEU:HD11	2:N:93:ASP:HB3	1.89	0.54
2:Q:243:MET:SD	2:Q:251:ILE:HD12	2.48	0.54
1:C:44:ILE:HG23	1:C:45:ALA:N	2.19	0.54
1:C:181:GLN:HA	1:C:184:VAL:HG12	1.90	0.54
1:G:327:ILE:C	1:G:328:LEU:HD12	2.32	0.54
1:E:28:ASP:OD2	1:E:29:GLY:N	2.40	0.54
2:M:321:LEU:O	2:M:342:ILE:HD12	2.08	0.54
2:N:251:ILE:HD12	2:N:424:VAL:HG22	1.90	0.54
1:C:104:LYS:CG	1:C:146:PHE:HZ	2.21	0.54
1:I:48:LEU:O	1:I:89:VAL:HG23	2.08	0.54
1:I:189:ARG:C	1:I:189:ARG:HD2	2.33	0.54
1:I:220:GLU:C	1:I:221:LEU:HD12	2.32	0.54
1:J:223:THR:HA	1:J:226:ARG:NH2	2.22	0.54
2:R:303:GLU:OE1	2:R:365:ILE:HD13	2.08	0.54
1:G:194:ASP:OD2	1:G:196:THR:N	2.35	0.54
1:H:361:ILE:O	1:H:362:ASN:HB2	2.08	0.54
1:K:73:LEU:HD23	1:K:125:ILE:CG2	2.38	0.54
2:N:155:ILE:HG22	2:N:156:ASP:N	2.23	0.54
2:O:559:VAL:HG23	2:O:559:VAL:O	2.08	0.54
2:P:219:ASN:C	2:P:220:LEU:HD12	2.33	0.53
2:Q:404:VAL:O	2:Q:411:ASN:ND2	2.41	0.53
1:A:110:ASP:O	1:A:113:THR:HG22	2.08	0.53
2:O:376:ARG:NH2	2:O:419:GLY:O	2.40	0.53
2:Q:408:THR:O	2:Q:409:LYS:HG3	2.08	0.53

Continued on next page...

Continued from previous page...

Atom-1	Atom-2	Interatomic distance (Å)	Clash overlap (Å)
2:M:554:GLY:O	2:M:570:HIS:ND1	2.41	0.53
2:P:145:LEU:HG	2:P:568:VAL:O	2.08	0.53
1:I:115:LEU:HD12	1:I:135:TYR:CE1	2.43	0.53
1:I:162:LYS:HD2	1:I:162:LYS:O	2.07	0.53
2:N:145:LEU:HD21	2:N:151:ILE:HG21	1.90	0.53
2:O:213:GLU:OE2	2:O:580:SER:OG	2.27	0.53
1:L:227:MET:O	1:L:230:SER:OG	2.25	0.53
2:N:260:SER:HA	2:N:263:GLN:HE21	1.73	0.53
1:G:110:ASP:O	1:G:114:VAL:HG23	2.09	0.53
1:K:284:LEU:HD22	1:K:323:PHE:HE1	1.73	0.53
2:N:258:HIS:HB3	2:O:284:ASN:HB2	1.91	0.53
2:O:144:THR:OG1	2:O:151:ILE:O	2.26	0.53
2:Q:362:ASP:O	2:Q:365:ILE:N	2.40	0.53
2:Q:365:ILE:HG22	2:Q:369:HIS:HE1	1.74	0.53
1:K:111:LEU:HD12	1:K:112:GLU:N	2.24	0.53
2:P:276:CYS:SG	2:P:277:LYS:N	2.81	0.53
2:P:546:ASP:OD2	2:P:547:LEU:N	2.42	0.53
1:A:202:PHE:O	1:A:206:LEU:HD23	2.09	0.53
1:F:315:THR:HG23	1:F:316:ASP:N	2.23	0.53
1:I:216:ARG:HG3	1:I:381:GLU:OE2	2.09	0.53
1:I:218:THR:C	1:I:221:LEU:HD13	2.34	0.53
2:N:296:ASP:OD1	2:N:297:GLU:N	2.38	0.53
2:R:247:GLU:HB2	2:R:427:ILE:HD12	1.90	0.53
1:A:26:ALA:HB1	1:A:30:ALA:HB3	1.91	0.53
1:G:177:PRO:O	1:G:180:ILE:HG22	2.09	0.53
2:O:248:LEU:HD23	2:O:287:PHE:CZ	2.44	0.53
2:P:519:PHE:C	2:P:520:ILE:HG13	2.34	0.53
2:P:289:THR:HG23	2:P:290:PRO:HD2	1.91	0.52
1:C:170:ASP:O	1:C:174:VAL:HG22	2.08	0.52
1:K:68:ILE:HD12	1:K:72:ILE:CD1	2.40	0.52
2:N:220:LEU:HD21	2:N:226:PHE:CB	2.39	0.52
1:D:358:LEU:HD21	1:D:360:LEU:HD21	1.91	0.52
1:E:365:ASP:OD2	1:E:366:ASP:N	2.42	0.52
2:M:231:LEU:HD22	2:M:415:ILE:CD1	2.39	0.52
2:M:384:LYS:HE3	2:M:388:GLY:O	2.09	0.52
2:O:579:HIS:CG	2:O:580:SER:H	2.27	0.52
1:E:89:VAL:HG12	1:E:89:VAL:O	2.09	0.52
1:E:327:ILE:HG23	1:F:329:ILE:HD11	1.91	0.52
1:H:315:THR:OG1	1:H:316:ASP:OD1	2.23	0.52
1:K:38:ILE:HD12	1:K:53:GLN:HB2	1.92	0.52
2:P:433:SER:HA	2:P:436:ILE:HG22	1.91	0.52

Continued on next page...

Continued from previous page...

Atom-1	Atom-2	Interatomic distance (Å)	Clash overlap (Å)
2:Q:537:LEU:HD12	2:Q:559:VAL:HG21	1.91	0.52
2:R:561:ASP:OD1	2:R:562:ALA:N	2.41	0.52
2:O:65:GLU:O	2:O:66:ARG:HB3	2.09	0.52
2:Q:575:VAL:HG13	2:Q:575:VAL:O	2.09	0.52
2:R:291:VAL:HG12	2:R:292:TYR:N	2.23	0.52
1:E:366:ASP:OD1	1:E:367:GLU:N	2.43	0.52
2:M:430:SER:OG	2:M:479:ALA:O	2.21	0.52
1:C:154:GLN:HE22	1:C:221:LEU:HD11	1.74	0.52
1:C:385:ASP:OD1	1:C:386:LEU:N	2.43	0.52
1:K:219:ARG:HB3	1:K:224:LYS:HZ2	1.75	0.52
2:N:251:ILE:HD11	2:N:427:ILE:HG13	1.92	0.52
2:Q:170:SER:O	2:Q:173:SER:OG	2.14	0.52
2:R:167:VAL:HA	2:R:520:ILE:O	2.08	0.52
1:A:119:GLY:O	1:A:123:ARG:NH1	2.43	0.52
1:E:218:THR:CG2	1:E:221:LEU:HD21	2.36	0.52
2:N:246:GLN:O	2:N:249:GLU:HG3	2.09	0.52
2:P:65:GLU:OE2	2:P:65:GLU:N	2.43	0.52
2:R:155:ILE:CG2	2:R:562:ALA:HB1	2.40	0.52
1:E:117:THR:C	1:E:118:LYS:HD3	2.35	0.52
1:E:307:CYS:SG	1:E:339:LEU:HD21	2.50	0.52
1:G:194:ASP:OD2	1:G:196:THR:HG22	2.10	0.52
1:K:109:ASP:OD1	1:K:110:ASP:N	2.43	0.52
2:N:481:ARG:O	2:N:485:GLU:N	2.42	0.52
2:Q:307:ASN:HD21	2:Q:338:VAL:HG12	1.74	0.52
1:I:166:PHE:HB2	1:I:171:ILE:HD11	1.90	0.52
1:K:48:LEU:CD2	1:K:49:THR:HG23	2.40	0.52
1:K:108:LYS:O	1:K:111:LEU:HG	2.10	0.51
2:M:464:GLU:OE2	2:M:466:HIS:CE1	2.64	0.51
2:O:253:ILE:HG21	2:O:264:ILE:HD13	1.91	0.51
2:Q:327:VAL:HG11	2:Q:333:LEU:HD13	1.92	0.51
1:C:58:GLU:O	1:C:58:GLU:HG2	2.11	0.51
1:C:171:ILE:HG12	1:C:175:ILE:HD11	1.92	0.51
2:M:99:THR:OG1	2:M:107:SER:OG	2.28	0.51
2:M:302:LEU:CB	2:M:305:MET:HE2	2.40	0.51
2:N:269:HIS:O	2:N:273:ARG:HG2	2.11	0.51
2:P:520:ILE:HA	2:P:557:LEU:O	2.10	0.51
2:R:523:ARG:NH2	2:R:551:LEU:O	2.40	0.51
2:R:533:VAL:O	2:R:537:LEU:CD2	2.58	0.51
2:R:565:MET:SD	2:R:565:MET:N	2.83	0.51
2:N:537:LEU:HD11	2:N:540:LEU:HD12	1.92	0.51
2:P:167:VAL:O	2:P:168:VAL:HG13	2.10	0.51

Continued on next page...

Continued from previous page...

Atom-1	Atom-2	Interatomic distance (Å)	Clash overlap (Å)
2:P:383:PRO:O	2:P:391:LEU:CD2	2.59	0.51
2:P:422:PHE:HE2	2:Q:448:HIS:HB3	1.71	0.51
1:E:185:ASP:O	1:E:189:ARG:HD2	2.09	0.51
1:G:128:ARG:O	1:G:128:ARG:HD3	2.10	0.51
2:M:253:ILE:HD11	2:M:267:PHE:CB	2.41	0.51
1:C:111:LEU:O	1:C:114:VAL:HG22	2.11	0.51
1:E:40:ASP:N	1:E:40:ASP:OD1	2.43	0.51
1:G:215:THR:O	1:G:219:ARG:HG3	2.10	0.51
2:M:101:SER:OG	2:M:102:GLU:N	2.43	0.51
2:M:302:LEU:HA	2:M:305:MET:HE2	1.91	0.51
2:M:327:VAL:HG21	2:M:332:GLU:HB3	1.92	0.51
2:O:362:ASP:OD1	2:O:363:ARG:N	2.44	0.51
2:Q:320:LYS:HG3	2:Q:342:ILE:HD12	1.92	0.51
2:R:511:THR:O	2:R:514:SER:OG	2.29	0.51
2:N:129:GLU:OE1	2:N:154:LYS:HG3	2.11	0.51
2:Q:523:ARG:NH1	2:Q:551:LEU:O	2.43	0.51
1:C:175:ILE:HG13	1:C:176:PHE:N	2.26	0.51
1:E:15:GLN:OE1	1:E:15:GLN:HA	2.10	0.51
2:N:271:VAL:HG23	2:N:272:VAL:N	2.26	0.51
2:P:41:TYR:OH	2:P:565:MET:HG2	2.10	0.51
2:P:167:VAL:O	2:P:501:VAL:HA	2.10	0.51
2:Q:537:LEU:HD23	2:Q:537:LEU:H	1.76	0.51
2:Q:589:TRP:HZ3	2:R:186:ALA:HB1	1.76	0.51
1:E:139:LEU:HD23	1:E:139:LEU:O	2.10	0.51
2:O:41:TYR:OH	2:O:566:PRO:O	2.27	0.51
2:O:539:ASP:OD2	2:O:559:VAL:HB	2.11	0.51
1:F:233:LYS:NZ	1:H:394:SER:HB2	2.26	0.51
2:N:296:ASP:O	2:N:300:THR:HG23	2.11	0.51
1:G:232:ARG:NH2	2:P:103:ASP:OD2	2.44	0.50
1:K:17:LEU:HD22	1:K:153:LEU:HG	1.92	0.50
1:G:381:GLU:OE1	1:G:382:ARG:HG3	2.11	0.50
1:K:182:ARG:O	1:K:185:ASP:OD1	2.28	0.50
2:N:601:VAL:HG13	2:N:604:ARG:NH2	2.26	0.50
2:R:243:MET:HB3	2:R:247:GLU:CG	2.41	0.50
2:R:285:LEU:HD12	2:R:285:LEU:H	1.76	0.50
1:K:17:LEU:HA	1:K:20:LEU:HD12	1.93	0.50
2:O:258:HIS:CD2	2:O:259:ASN:N	2.80	0.50
2:P:471:ARG:N	2:P:507:GLU:O	2.43	0.50
1:A:151:GLU:O	1:A:155:VAL:HG23	2.12	0.50
1:C:35:GLU:OE2	1:C:51:ALA:N	2.44	0.50
1:E:215:THR:HG23	1:E:381:GLU:CD	2.36	0.50

Continued on next page...

Continued from previous page...

Atom-1	Atom-2	Interatomic distance (Å)	Clash overlap (Å)
2:N:221:GLU:HG3	2:N:224:GLU:HG2	1.93	0.50
2:N:389:GLU:OE1	2:N:389:GLU:N	2.38	0.50
2:N:397:ALA:O	2:N:400:VAL:HG12	2.11	0.50
2:O:320:LYS:HG2	2:O:352:ALA:HB2	1.94	0.50
2:Q:245:ALA:HB1	2:Q:287:PHE:CE2	2.46	0.50
2:Q:589:TRP:CD1	2:R:202:ASN:O	2.65	0.50
1:I:58:GLU:N	1:I:58:GLU:OE1	2.45	0.50
2:N:167:VAL:O	2:N:168:VAL:HG13	2.11	0.50
2:N:530:GLN:HA	2:N:533:VAL:HG22	1.92	0.50
2:R:192:LYS:O	2:R:192:LYS:HG3	2.12	0.50
1:A:77:GLU:CG	1:A:128:ARG:HD2	2.41	0.50
1:C:123:ARG:HA	1:C:126:VAL:HG22	1.94	0.50
1:C:185:ASP:OD1	1:C:186:LEU:HG	2.11	0.50
1:K:216:ARG:O	1:K:220:GLU:OE1	2.29	0.50
2:M:138:SER:OG	2:M:156:ASP:OD1	2.29	0.50
2:N:424:VAL:HG12	2:N:424:VAL:O	2.12	0.50
1:A:263:VAL:HG12	1:A:267:LYS:HE2	1.93	0.50
1:E:5:ALA:O	1:E:7:TYR:CD2	2.65	0.50
1:I:34:ILE:HG22	1:I:35:GLU:N	2.27	0.50
2:M:304:ASN:ND2	2:M:334:TYR:HB3	2.27	0.50
2:P:132:PHE:O	2:P:564:LEU:HD13	2.12	0.50
1:C:182:ARG:O	1:C:185:ASP:OD1	2.30	0.49
2:N:367:ARG:NH1	2:N:371:ARG:HB2	2.25	0.49
2:O:496:VAL:HG13	2:O:496:VAL:O	2.12	0.49
2:P:539:ASP:OD1	2:P:539:ASP:N	2.44	0.49
2:R:387:ASP:OD1	2:R:387:ASP:N	2.45	0.49
1:G:38:ILE:CG1	1:G:51:ALA:HB1	2.42	0.49
2:P:101:SER:OG	2:P:102:GLU:N	2.45	0.49
2:P:132:PHE:O	2:P:564:LEU:HD22	2.12	0.49
1:G:78:HIS:O	1:G:82:ASN:N	2.36	0.49
2:M:355:GLY:N	2:M:358:ASN:OD1	2.42	0.49
1:B:256:GLU:HG3	1:B:257:ASN:ND2	2.27	0.49
1:D:348:ILE:O	1:D:348:ILE:HG13	2.13	0.49
1:E:214:PHE:CZ	1:E:389:ILE:HD11	2.47	0.49
1:K:28:ASP:OD1	1:K:28:ASP:N	2.45	0.49
1:G:193:ASN:OD1	1:G:194:ASP:N	2.44	0.49
1:H:226:ARG:NE	1:H:226:ARG:CA	2.74	0.49
1:K:106:LEU:H	1:K:106:LEU:HD23	1.76	0.49
2:N:192:LYS:O	2:N:192:LYS:HG3	2.13	0.49
2:O:271:VAL:HG11	2:O:287:PHE:CE1	2.47	0.49
2:P:128:LEU:CD2	2:P:132:PHE:HE2	2.24	0.49

Continued on next page...

Continued from previous page...

Atom-1	Atom-2	Interatomic distance (Å)	Clash overlap (Å)
2:R:168:VAL:HG11	2:R:513:PHE:HE1	1.77	0.49
1:C:76:LEU:HA	1:C:138:PHE:CE1	2.48	0.49
1:C:171:ILE:HA	1:C:175:ILE:HG12	1.95	0.49
2:O:210:ILE:HG22	2:O:210:ILE:O	2.11	0.49
2:O:383:PRO:O	2:O:391:LEU:HD23	2.13	0.49
2:P:320:LYS:HE3	2:P:342:ILE:HD11	1.95	0.49
2:Q:533:VAL:O	2:Q:537:LEU:HD23	2.13	0.49
2:R:234:ASP:OD1	2:R:235:ASN:N	2.46	0.49
2:R:532:TYR:O	2:R:536:LEU:HD23	2.12	0.49
1:A:214:PHE:HE1	1:A:227:MET:HG3	1.77	0.49
1:C:214:PHE:CZ	1:C:389:ILE:HD11	2.47	0.49
1:E:38:ILE:O	1:E:38:ILE:HG13	2.11	0.49
1:I:89:VAL:HG12	1:I:89:VAL:O	2.13	0.49
1:K:67:LYS:HG3	1:K:68:ILE:N	2.27	0.49
1:E:11:GLY:HA2	1:E:56:TYR:HB2	1.94	0.49
1:G:58:GLU:N	1:G:58:GLU:OE2	2.46	0.49
1:K:70:LYS:N	1:K:71:PRO:CD	2.75	0.49
2:N:295:ILE:O	2:N:299:VAL:HG23	2.11	0.49
2:Q:285:LEU:HD13	2:Q:291:VAL:CG2	2.43	0.49
1:G:210:ARG:HD3	1:G:210:ARG:C	2.37	0.49
2:N:100:LEU:HD13	2:N:131:ILE:HD11	1.95	0.49
2:P:50:LEU:HD11	2:P:99:THR:CG2	2.43	0.49
2:P:401:ARG:HB2	2:P:407:MET:HE2	1.95	0.49
2:R:247:GLU:OE1	2:R:427:ILE:HG23	2.11	0.49
1:E:76:LEU:HD12	1:E:76:LEU:N	2.27	0.49
1:G:36:GLY:O	1:G:51:ALA:HA	2.12	0.49
2:M:159:ARG:HD3	2:M:561:ASP:HB3	1.94	0.49
2:N:220:LEU:H	2:N:220:LEU:HD23	1.77	0.49
2:N:220:LEU:HD12	2:N:224:GLU:HG3	1.94	0.49
1:E:36:GLY:O	1:E:52:VAL:N	2.38	0.48
1:G:35:GLU:N	1:G:35:GLU:OE1	2.46	0.48
1:G:221:LEU:HD22	1:G:223:THR:H	1.77	0.48
1:H:385:ASP:O	1:H:389:ILE:HG13	2.12	0.48
2:N:260:SER:O	2:N:261:HIS:C	2.56	0.48
2:P:236:LEU:C	2:P:237:ARG:HD2	2.37	0.48
2:P:383:PRO:C	2:P:384:LYS:HG3	2.38	0.48
2:Q:302:LEU:HD12	2:Q:365:ILE:HD12	1.95	0.48
2:R:244:ASN:OD1	2:R:247:GLU:HG2	2.12	0.48
1:C:177:PRO:HB3	1:C:218:THR:HG23	1.94	0.48
2:M:586:LEU:HA	2:M:589:TRP:HB2	1.95	0.48
2:N:533:VAL:O	2:N:537:LEU:HD23	2.13	0.48

Continued on next page...

Continued from previous page...

Atom-1	Atom-2	Interatomic distance (Å)	Clash overlap (Å)
2:O:288:ASP:OD2	2:O:289:THR:N	2.46	0.48
1:A:77:GLU:HG3	1:A:128:ARG:HD2	1.95	0.48
1:C:327:ILE:HG23	1:D:329:ILE:HD11	1.95	0.48
1:G:38:ILE:H	1:G:38:ILE:HD12	1.78	0.48
2:O:596:VAL:HG22	2:O:597:ASP:N	2.28	0.48
1:A:73:LEU:O	1:A:77:GLU:OE1	2.31	0.48
2:N:602:ILE:CD1	2:O:397:ALA:CB	2.92	0.48
1:E:104:LYS:HE2	1:E:146:PHE:CE2	2.48	0.48
1:E:109:ASP:OD1	1:E:110:ASP:N	2.46	0.48
1:G:212:VAL:HG11	1:G:231:LEU:CD1	2.38	0.48
1:K:185:ASP:OD1	1:K:185:ASP:C	2.56	0.48
2:N:373:ALA:O	2:N:374:ASP:C	2.56	0.48
2:P:50:LEU:HD11	2:P:99:THR:HG21	1.95	0.48
2:P:331:ASP:O	2:P:333:LEU:N	2.46	0.48
2:R:192:LYS:HD2	2:R:220:LEU:HB2	1.93	0.48
1:C:170:ASP:OD1	1:C:170:ASP:C	2.57	0.48
1:E:238:CYS:HB3	1:E:357:GLU:OE2	2.13	0.48
1:I:69:TYR:CE2	1:I:122:LEU:HD21	2.48	0.48
1:K:106:LEU:O	1:K:139:LEU:HD11	2.14	0.48
1:K:255:ILE:HG22	1:K:256:GLU:N	2.28	0.48
2:M:271:VAL:O	2:M:275:LYS:HG3	2.13	0.48
2:M:605:TRP:O	2:M:605:TRP:CD1	2.66	0.48
2:P:267:PHE:O	2:P:271:VAL:HG23	2.14	0.48
2:Q:439:PHE:O	2:Q:439:PHE:CG	2.66	0.48
2:Q:496:VAL:HG13	2:Q:496:VAL:O	2.13	0.48
2:R:308:GLU:HA	2:R:341:PHE:CE2	2.49	0.48
1:C:167:ASP:O	1:C:170:ASP:OD1	2.31	0.48
1:I:307:CYS:SG	1:I:339:LEU:HD21	2.54	0.48
1:K:58:GLU:HG2	1:K:58:GLU:O	2.14	0.48
1:K:184:VAL:HG11	1:K:217:TRP:CD1	2.48	0.48
2:M:292:TYR:CD2	2:M:293:PHE:N	2.81	0.48
2:M:444:SER:O	2:M:448:HIS:HD2	1.97	0.48
1:E:19:TYR:O	1:E:23:ILE:HG12	2.13	0.48
1:E:35:GLU:HB2	1:E:52:VAL:CG1	2.44	0.48
2:R:575:VAL:HG23	2:R:575:VAL:O	2.14	0.48
1:D:258:PHE:CZ	1:D:262:ILE:HD13	2.49	0.48
1:I:115:LEU:HD12	1:I:135:TYR:HE1	1.78	0.48
2:M:321:LEU:HD23	2:M:323:ASN:H	1.79	0.48
2:O:424:VAL:O	2:O:428:VAL:HG23	2.14	0.48
2:P:398:ASP:OD2	2:P:407:MET:HE1	2.14	0.48
2:P:519:PHE:O	2:P:558:ILE:HG13	2.14	0.48

Continued on next page...

Continued from previous page...

Atom-1	Atom-2	Interatomic distance (Å)	Clash overlap (Å)
1:A:198:GLU:HB2	1:A:201:THR:HG22	1.96	0.47
1:A:327:ILE:HD11	1:B:334:ARG:HH11	1.79	0.47
1:E:72:ILE:HG22	1:E:72:ILE:O	2.13	0.47
2:O:344:ALA:CA	2:O:352:ALA:HB3	2.40	0.47
2:O:590:ASN:OD1	2:O:591:SER:N	2.47	0.47
1:A:174:VAL:HG13	1:A:211:ARG:O	2.14	0.47
1:A:217:TRP:O	1:A:220:GLU:CD	2.58	0.47
1:G:281:ASN:OD1	1:G:340:ARG:NH1	2.38	0.47
2:O:108:ARG:NH1	2:O:564:LEU:O	2.47	0.47
2:P:447:ARG:HE	2:P:452:ALA:HB3	1.77	0.47
2:Q:310:ILE:HD12	2:Q:319:PRO:CA	2.44	0.47
2:R:507:GLU:N	2:R:507:GLU:OE1	2.48	0.47
1:A:261:ASP:OD1	1:A:383:LEU:HD12	2.14	0.47
1:C:36:GLY:N	1:C:50:THR:O	2.42	0.47
1:E:133:VAL:HB	1:E:135:TYR:CZ	2.48	0.47
1:I:199:PRO:O	1:I:203:LEU:HG	2.15	0.47
1:K:17:LEU:CD2	1:K:153:LEU:HG	2.44	0.47
1:K:44:ILE:HG23	1:K:45:ALA:N	2.16	0.47
1:K:280:SER:O	1:K:282:PRO:HD3	2.14	0.47
2:M:66:ARG:HD3	2:M:66:ARG:N	2.29	0.47
2:M:284:ASN:OD1	2:M:284:ASN:N	2.47	0.47
2:M:593:TRP:HE1	2:N:200:GLN:CD	2.21	0.47
2:Q:422:PHE:CZ	2:R:485:GLU:OE1	2.67	0.47
1:A:126:VAL:HG13	1:A:129:ILE:HD12	1.95	0.47
1:C:100:GLU:OE1	1:C:146:PHE:CZ	2.67	0.47
1:K:52:VAL:HG22	1:K:53:GLN:N	2.29	0.47
2:M:43:LEU:HG	2:M:123:THR:HG22	1.96	0.47
2:N:262:ASN:O	2:N:266:GLN:OE1	2.32	0.47
2:P:550:ASN:OD1	2:P:550:ASN:O	2.32	0.47
2:Q:202:ASN:ND2	2:Q:407:MET:O	2.47	0.47
2:Q:386:GLU:OE1	2:Q:386:GLU:N	2.39	0.47
2:R:227:THR:O	2:R:227:THR:HG23	2.12	0.47
2:R:539:ASP:OD1	2:R:539:ASP:N	2.47	0.47
1:I:239:LEU:HD11	1:I:390:LEU:HD23	1.94	0.47
2:M:223:GLY:O	2:M:224:GLU:HB3	2.14	0.47
2:N:200:GLN:OE1	2:N:409:LYS:NZ	2.47	0.47
2:O:206:VAL:HG23	2:O:206:VAL:O	2.14	0.47
2:O:385:LYS:CG	2:O:391:LEU:HD22	2.45	0.47
2:P:244:ASN:ND2	2:P:247:GLU:OE2	2.47	0.47
1:G:15:GLN:HA	1:G:18:LYS:HG3	1.96	0.47
1:K:106:LEU:H	1:K:106:LEU:CD2	2.28	0.47

Continued on next page...

Continued from previous page...

Atom-1	Atom-2	Interatomic distance (Å)	Clash overlap (Å)
2:N:238:LEU:HD21	2:N:431:LEU:HD23	1.97	0.47
2:N:271:VAL:HG23	2:N:272:VAL:H	1.80	0.47
2:P:527:ALA:HA	2:P:530:GLN:HG2	1.97	0.47
2:R:345:SER:O	2:R:351:LYS:HA	2.15	0.47
1:E:44:ILE:HG23	1:E:45:ALA:N	2.28	0.47
1:G:366:ASP:OD1	1:G:367:GLU:N	2.48	0.47
1:I:109:ASP:O	1:I:113:THR:HG23	2.14	0.47
1:K:40:ASP:OD1	1:K:188:THR:HG23	2.15	0.47
1:K:73:LEU:HD23	1:K:125:ILE:HG21	1.96	0.47
2:N:466:HIS:CD2	2:N:504:ARG:HG2	2.50	0.47
2:O:63:HIS:O	2:O:63:HIS:ND1	2.48	0.47
2:Q:310:ILE:HD12	2:Q:319:PRO:HA	1.96	0.47
2:Q:448:HIS:O	2:Q:451:GLY:N	2.37	0.47
1:G:63:TYR:CD2	1:G:100:GLU:HB3	2.49	0.47
2:N:291:VAL:HG12	2:N:292:TYR:N	2.30	0.47
2:P:599:ASP:OD1	2:P:599:ASP:N	2.48	0.47
1:E:218:THR:HA	1:E:221:LEU:CD2	2.45	0.47
1:G:109:ASP:OD1	1:G:109:ASP:N	2.47	0.47
2:N:550:ASN:OD1	2:N:550:ASN:O	2.33	0.47
1:A:184:VAL:HG21	1:A:217:TRP:CE2	2.50	0.47
1:C:307:CYS:SG	1:C:339:LEU:HD21	2.55	0.47
1:E:5:ALA:O	1:E:7:TYR:HD2	1.98	0.47
1:E:93:LEU:HD23	1:E:94:PHE:N	2.30	0.47
1:G:182:ARG:O	1:G:185:ASP:OD1	2.33	0.47
1:I:121:VAL:O	1:I:125:ILE:HG12	2.14	0.47
1:K:15:GLN:C	1:K:15:GLN:OE1	2.58	0.47
1:K:19:TYR:O	1:K:22:GLU:HG2	2.15	0.47
2:N:101:SER:OG	2:N:102:GLU:N	2.48	0.47
2:N:475:ALA:O	2:N:478:ASP:OD1	2.33	0.47
2:Q:54:ALA:HB1	2:Q:94:THR:HB	1.95	0.47
2:Q:304:ASN:C	2:Q:306:ASN:N	2.72	0.47
2:R:64:VAL:HG23	2:R:66:ARG:NH1	2.30	0.47
1:C:174:VAL:HG21	1:C:210:ARG:NH2	2.24	0.46
1:D:238:CYS:HB3	1:D:357:GLU:OE2	2.15	0.46
1:F:238:CYS:HB3	1:F:357:GLU:OE2	2.15	0.46
2:N:562:ALA:HB3	2:N:563:PRO:HD3	1.96	0.46
2:R:100:LEU:HD12	2:R:105:GLU:O	2.15	0.46
1:E:58:GLU:O	1:E:96:HIS:O	2.33	0.46
1:I:185:ASP:OD1	1:I:185:ASP:C	2.59	0.46
1:I:250:ILE:HB	1:I:287:LEU:HD23	1.97	0.46
2:M:298:VAL:O	2:M:302:LEU:HD23	2.14	0.46

Continued on next page...

Continued from previous page...

Atom-1	Atom-2	Interatomic distance (Å)	Clash overlap (Å)
2:N:566:PRO:O	2:N:567:THR:CG2	2.64	0.46
2:O:345:SER:O	2:O:351:LYS:HA	2.14	0.46
2:Q:223:GLY:O	2:Q:224:GLU:HB3	2.16	0.46
2:Q:304:ASN:C	2:Q:306:ASN:H	2.22	0.46
1:A:108:LYS:HG2	1:A:112:GLU:OE2	2.15	0.46
1:A:133:VAL:HG13	1:A:135:TYR:CE2	2.50	0.46
1:E:106:LEU:CD1	1:E:111:LEU:HB2	2.45	0.46
1:G:15:GLN:O	1:G:19:TYR:HD2	1.98	0.46
1:L:395:ASP:OD1	1:L:395:ASP:N	2.48	0.46
1:C:170:ASP:OD1	1:C:171:ILE:N	2.48	0.46
1:I:166:PHE:HE1	1:I:207:ARG:HD3	1.80	0.46
2:N:599:ASP:OD1	2:N:599:ASP:N	2.47	0.46
2:O:318:LYS:HB3	2:O:319:PRO:CD	2.46	0.46
2:R:168:VAL:HG23	2:R:168:VAL:O	2.14	0.46
1:A:169:ASP:OD2	1:A:169:ASP:N	2.48	0.46
1:F:223:THR:HG23	1:F:224:LYS:N	2.31	0.46
1:G:319:ILE:HD11	1:G:347:VAL:HG13	1.97	0.46
1:I:73:LEU:O	1:I:76:LEU:HG	2.15	0.46
1:J:331:ASN:O	2:P:66:ARG:NH1	2.48	0.46
2:M:150:ASP:OD2	2:M:151:ILE:HG12	2.16	0.46
2:M:343:VAL:HG22	2:M:344:ALA:N	2.30	0.46
2:O:596:VAL:HG22	2:O:597:ASP:H	1.80	0.46
2:Q:567:THR:HG22	2:Q:568:VAL:H	1.80	0.46
2:R:170:SER:OG	2:R:523:ARG:O	2.17	0.46
1:B:247:VAL:HG22	1:B:284:LEU:HD23	1.98	0.46
1:C:106:LEU:HD13	1:C:111:LEU:HB2	1.98	0.46
1:C:164:LYS:HG2	1:C:203:LEU:HD11	1.97	0.46
1:E:123:ARG:O	1:E:126:VAL:HG12	2.15	0.46
1:I:73:LEU:N	1:I:73:LEU:HD12	2.31	0.46
1:I:75:MET:HE1	1:I:93:LEU:HD12	1.98	0.46
1:I:366:ASP:OD1	1:I:367:GLU:N	2.49	0.46
1:K:174:VAL:HG23	1:K:175:ILE:N	2.30	0.46
1:K:192:VAL:HG23	1:K:192:VAL:O	2.16	0.46
2:N:145:LEU:CD2	2:N:151:ILE:HG21	2.46	0.46
2:P:258:HIS:CD2	2:Q:284:ASN:HB2	2.51	0.46
2:Q:448:HIS:O	2:Q:449:VAL:C	2.59	0.46
1:C:104:LYS:HG2	1:C:146:PHE:CZ	2.47	0.46
2:M:269:HIS:O	2:M:272:VAL:HG12	2.16	0.46
2:M:458:ILE:HG22	2:M:459:LEU:N	2.31	0.46
2:M:575:VAL:HG23	2:M:575:VAL:O	2.16	0.46
2:Q:202:ASN:HA	2:Q:410:SER:OG	2.16	0.46

Continued on next page...

Continued from previous page...

Atom-1	Atom-2	Interatomic distance (Å)	Clash overlap (Å)
2:Q:333:LEU:HB3	2:Q:339:GLN:OE1	2.15	0.46
2:R:146:GLY:O	2:R:570:HIS:NE2	2.48	0.46
1:C:97:PHE:HB2	1:C:98:PRO:CD	2.45	0.46
1:E:21:SER:O	1:E:24:LEU:HG	2.16	0.46
1:E:106:LEU:C	1:E:106:LEU:HD12	2.40	0.46
1:G:70:LYS:N	1:G:71:PRO:CD	2.78	0.46
1:G:221:LEU:CD2	1:G:222:ALA:N	2.76	0.46
1:I:189:ARG:CZ	1:I:193:ASN:OD1	2.64	0.46
1:I:217:TRP:O	1:I:221:LEU:CD1	2.64	0.46
2:M:212:ALA:HB2	2:M:416:ASP:OD1	2.16	0.46
2:O:137:LYS:HD3	2:O:137:LYS:N	2.30	0.46
2:Q:321:LEU:HD23	2:Q:322:ALA:N	2.31	0.46
2:Q:441:PHE:HA	2:Q:494:TYR:CD1	2.51	0.46
2:R:447:ARG:O	2:R:451:GLY:N	2.49	0.46
1:E:202:PHE:HD2	1:E:203:LEU:HD12	1.80	0.46
1:E:215:THR:HG23	1:E:381:GLU:OE2	2.16	0.46
1:I:73:LEU:HD23	1:I:125:ILE:HG21	1.98	0.46
1:I:136:GLU:O	1:I:140:ASP:OD2	2.34	0.46
1:I:157:VAL:O	1:I:160:SER:OG	2.33	0.46
2:O:377:LEU:HD12	2:O:421:PRO:HG2	1.97	0.46
2:O:579:HIS:C	2:O:580:SER:HG	2.09	0.46
2:P:234:ASP:OD1	2:P:235:ASN:N	2.49	0.46
2:Q:19:ILE:HB	2:Q:94:THR:OG1	2.16	0.46
2:R:300:THR:O	2:R:304:ASN:ND2	2.49	0.46
1:G:12:TYR:O	1:G:16:PHE:HD2	1.99	0.46
1:G:61:GLU:O	1:G:98:PRO:HD2	2.16	0.46
1:G:89:VAL:O	1:G:91:TYR:CE2	2.68	0.46
1:K:96:HIS:O	1:K:97:PHE:CD1	2.69	0.46
2:M:41:TYR:CD1	2:M:53:LEU:HD21	2.50	0.46
2:N:2:PRO:O	2:N:4:LEU:HD12	2.16	0.46
2:N:554:GLY:O	2:N:570:HIS:CD2	2.69	0.46
2:O:334:TYR:CD1	2:O:334:TYR:N	2.83	0.46
1:C:112:GLU:O	1:C:115:LEU:HB3	2.16	0.45
1:E:218:THR:O	1:E:221:LEU:CG	2.62	0.45
1:F:250:ILE:HG22	1:F:251:ASN:N	2.30	0.45
1:G:13:LEU:O	1:G:17:LEU:CD2	2.63	0.45
2:Q:298:VAL:O	2:Q:302:LEU:HG	2.16	0.45
2:Q:321:LEU:HD23	2:Q:322:ALA:H	1.80	0.45
1:A:74:LEU:HA	1:A:77:GLU:OE1	2.17	0.45
1:G:203:LEU:HA	1:G:206:LEU:CD2	2.46	0.45
1:I:54:CYS:HG	1:I:55:LYS:N	2.13	0.45

Continued on next page...

Continued from previous page...

Atom-1	Atom-2	Interatomic distance (Å)	Clash overlap (Å)
2:R:189:ILE:HD11	2:R:226:PHE:CE1	2.51	0.45
1:A:185:ASP:OD2	1:A:185:ASP:C	2.59	0.45
1:C:194:ASP:OD2	1:C:195:ARG:N	2.49	0.45
1:G:239:LEU:HD11	1:G:390:LEU:HD23	1.98	0.45
2:M:385:LYS:HG3	2:M:390:ASP:O	2.17	0.45
2:O:579:HIS:CG	2:O:580:SER:N	2.85	0.45
1:J:280:SER:O	1:J:282:PRO:HD3	2.17	0.45
1:K:117:THR:O	1:K:123:ARG:NH2	2.50	0.45
2:M:44:VAL:HG12	2:M:45:ALA:N	2.31	0.45
2:P:275:LYS:HG2	2:P:291:VAL:HG23	1.98	0.45
1:A:142:PHE:C	1:A:142:PHE:CD2	2.94	0.45
1:E:344:ARG:NH2	1:E:366:ASP:OD1	2.36	0.45
1:H:316:ASP:OD1	1:H:316:ASP:N	2.46	0.45
1:I:202:PHE:HD2	1:I:203:LEU:HD23	1.81	0.45
1:J:365:ASP:OD1	1:J:365:ASP:N	2.49	0.45
1:K:104:LYS:HD2	1:K:104:LYS:O	2.15	0.45
2:N:566:PRO:C	2:N:567:THR:HG23	2.41	0.45
2:N:570:HIS:CE1	2:N:571:PHE:O	2.69	0.45
2:P:250:GLN:OE1	2:P:250:GLN:N	2.44	0.45
2:P:313:LEU:HB3	2:P:316:GLU:OE1	2.15	0.45
1:A:35:GLU:HB2	1:A:50:THR:O	2.17	0.45
1:A:60:ALA:HB3	1:A:97:PHE:CD2	2.51	0.45
1:A:72:ILE:O	1:A:76:LEU:HD13	2.16	0.45
1:C:106:LEU:HD11	1:C:139:LEU:HD12	1.99	0.45
2:M:302:LEU:O	2:M:305:MET:HG2	2.16	0.45
2:N:187:VAL:HG12	2:N:187:VAL:O	2.16	0.45
2:O:218:PHE:N	2:O:218:PHE:CD1	2.81	0.45
2:R:323:ASN:C	2:R:323:ASN:OD1	2.59	0.45
1:F:361:ILE:O	1:F:362:ASN:HB2	2.17	0.45
1:K:57:HIS:ND1	1:K:59:GLN:OE1	2.50	0.45
2:N:231:LEU:HD12	2:N:235:ASN:O	2.17	0.45
2:P:244:ASN:OD1	2:P:244:ASN:C	2.58	0.45
2:P:555:GLU:OE2	2:P:570:HIS:HB3	2.17	0.45
2:Q:448:HIS:O	2:Q:450:GLY:N	2.50	0.45
1:A:165:GLY:O	1:A:207:ARG:NH1	2.49	0.45
1:C:97:PHE:CE1	1:C:100:GLU:OE2	2.69	0.45
1:C:111:LEU:O	1:C:114:VAL:CG2	2.64	0.45
1:E:59:GLN:OE1	1:E:59:GLN:N	2.49	0.45
1:K:180:ILE:HD12	1:K:221:LEU:HD11	1.99	0.45
2:N:239:PRO:HB2	2:N:241:TRP:HD1	1.82	0.45
2:N:267:PHE:O	2:N:271:VAL:HG22	2.17	0.45

Continued on next page...

Continued from previous page...

Atom-1	Atom-2	Interatomic distance (Å)	Clash overlap (Å)
1:A:51:ALA:O	1:A:89:VAL:HG13	2.17	0.45
1:E:81:LYS:HA	1:E:81:LYS:HE2	1.98	0.45
1:G:100:GLU:OE1	1:G:146:PHE:CD1	2.70	0.45
1:I:77:GLU:O	1:I:81:LYS:HG2	2.16	0.45
1:I:189:ARG:HD3	1:I:191:ASP:H	1.82	0.45
2:M:244:ASN:OD1	2:M:245:ALA:N	2.50	0.45
2:M:591:SER:O	2:N:202:ASN:N	2.46	0.45
2:N:166:ALA:HB2	2:N:516:CYS:SG	2.57	0.45
2:Q:527:ALA:O	2:Q:531:THR:HG23	2.17	0.45
1:C:136:GLU:HA	1:C:136:GLU:OE2	2.17	0.45
1:E:174:VAL:HG23	1:E:175:ILE:HG12	1.99	0.45
1:I:7:TYR:HD1	1:I:39:GLU:HG2	1.73	0.45
1:L:385:ASP:O	1:L:389:ILE:HG13	2.16	0.45
2:R:320:LYS:HA	2:R:326:LEU:HD23	1.99	0.45
1:G:21:SER:O	1:G:24:LEU:HG	2.16	0.44
1:K:125:ILE:O	1:K:128:ARG:HB3	2.17	0.44
2:M:242:LEU:N	2:M:242:LEU:HD23	2.32	0.44
2:M:417:LEU:HD23	2:M:425:LEU:CD1	2.47	0.44
2:O:276:CYS:SG	2:O:277:LYS:N	2.90	0.44
2:P:292:TYR:HB2	2:P:393:THR:HG23	1.97	0.44
2:P:604:ARG:HH12	2:Q:445:LYS:HB2	1.82	0.44
2:Q:597:ASP:OD1	2:Q:599:ASP:OD2	2.35	0.44
2:R:240:TYR:CD2	2:R:241:TRP:N	2.85	0.44
2:R:254:GLU:H	2:R:367:ARG:NH2	2.15	0.44
1:C:38:ILE:HG22	1:C:39:GLU:OE1	2.17	0.44
1:G:54:CYS:SG	1:G:55:LYS:N	2.91	0.44
2:M:170:SER:O	2:M:173:SER:OG	2.33	0.44
2:M:304:ASN:ND2	2:M:334:TYR:CG	2.86	0.44
2:M:403:PHE:CE2	2:M:432:ILE:HG23	2.52	0.44
2:N:19:ILE:HB	2:N:94:THR:OG1	2.18	0.44
2:N:100:LEU:HD13	2:N:131:ILE:CD1	2.47	0.44
2:P:167:VAL:HG13	2:P:520:ILE:O	2.17	0.44
2:Q:365:ILE:HG22	2:Q:369:HIS:CE1	2.52	0.44
2:R:19:ILE:HB	2:R:94:THR:OG1	2.16	0.44
2:R:347:ALA:O	2:R:351:LYS:N	2.50	0.44
1:A:365:ASP:OD2	1:A:366:ASP:N	2.50	0.44
1:G:68:ILE:HG23	1:G:71:PRO:HG2	1.98	0.44
1:G:100:GLU:OE1	1:G:146:PHE:CG	2.70	0.44
1:K:63:TYR:CD1	1:K:64:THR:N	2.86	0.44
2:M:365:ILE:HG22	2:M:369:HIS:CE1	2.52	0.44
2:O:19:ILE:HB	2:O:94:THR:OG1	2.16	0.44

Continued on next page...

Continued from previous page...

Atom-1	Atom-2	Interatomic distance (Å)	Clash overlap (Å)
2:Q:226:PHE:N	2:Q:226:PHE:CD1	2.85	0.44
2:Q:567:THR:HG22	2:Q:568:VAL:N	2.32	0.44
2:R:54:ALA:HB1	2:R:94:THR:HB	1.98	0.44
1:A:73:LEU:HD22	1:A:122:LEU:HD12	1.98	0.44
1:C:123:ARG:O	1:C:126:VAL:CG2	2.65	0.44
1:I:65:LEU:HD13	1:I:106:LEU:HD21	1.98	0.44
1:K:164:LYS:HD3	1:K:164:LYS:O	2.17	0.44
2:M:468:TYR:O	2:M:469:LEU:HG	2.17	0.44
2:N:253:ILE:HD11	2:N:267:PHE:CD2	2.52	0.44
2:P:294:SER:OG	2:P:297:GLU:HG2	2.17	0.44
2:Q:293:PHE:CD1	2:Q:294:SER:N	2.86	0.44
1:C:171:ILE:HG23	1:C:175:ILE:HD11	1.99	0.44
1:C:256:GLU:OE1	1:C:257:ASN:HB2	2.18	0.44
1:I:68:ILE:O	1:I:68:ILE:HG13	2.18	0.44
1:I:129:ILE:HD12	1:I:129:ILE:H	1.82	0.44
2:M:336:ASP:OD2	2:M:336:ASP:N	2.49	0.44
2:M:396:PHE:O	2:M:397:ALA:C	2.61	0.44
2:O:320:LYS:HE3	2:O:324:GLU:OE2	2.17	0.44
2:P:193:ALA:HA	2:P:224:GLU:OE2	2.18	0.44
2:P:263:GLN:O	2:P:266:GLN:NE2	2.51	0.44
2:P:316:GLU:OE2	2:P:320:LYS:HD3	2.18	0.44
2:Q:562:ALA:HB3	2:Q:563:PRO:HD3	1.98	0.44
2:R:210:ILE:O	2:R:418:SER:OG	2.34	0.44
2:R:279:ASN:O	2:R:279:ASN:OD1	2.36	0.44
1:A:34:ILE:HG22	1:A:35:GLU:N	2.32	0.44
1:C:58:GLU:HB2	1:C:96:HIS:O	2.17	0.44
1:F:395:ASP:O	1:F:396:TYR:CB	2.65	0.44
1:G:215:THR:HG22	1:G:216:ARG:N	2.33	0.44
2:M:596:VAL:O	2:M:598:PHE:N	2.45	0.44
2:N:167:VAL:O	2:N:168:VAL:CG1	2.65	0.44
2:N:383:PRO:C	2:N:384:LYS:HD3	2.41	0.44
1:C:52:VAL:HG22	1:C:53:GLN:N	2.31	0.44
1:C:77:GLU:HB2	1:C:128:ARG:NH2	2.33	0.44
1:C:121:VAL:HG23	1:C:122:LEU:HD12	1.98	0.44
1:G:12:TYR:O	1:G:16:PHE:CD2	2.70	0.44
1:G:32:ILE:N	1:G:196:THR:OG1	2.51	0.44
1:J:227:MET:O	1:J:230:SER:OG	2.30	0.44
1:K:136:GLU:OE1	1:K:136:GLU:N	2.48	0.44
2:M:277:LYS:HE2	2:M:277:LYS:H	1.83	0.44
2:N:281:THR:HG23	2:N:282:LEU:HD12	1.99	0.44
2:N:321:LEU:HD12	2:N:340:SER:O	2.17	0.44

Continued on next page...

Continued from previous page...

Atom-1	Atom-2	Interatomic distance (Å)	Clash overlap (Å)
2:O:273:ARG:HA	2:O:273:ARG:HE	1.82	0.44
2:O:587:GLN:O	2:O:590:ASN:OD1	2.35	0.44
2:Q:210:ILE:O	2:Q:210:ILE:CG2	2.66	0.44
2:Q:439:PHE:O	2:Q:439:PHE:CD2	2.71	0.44
2:R:252:PHE:N	2:R:252:PHE:CD1	2.86	0.44
2:R:317:GLY:O	2:R:318:LYS:HG3	2.18	0.44
2:R:540:LEU:HD23	2:R:541:SER:O	2.17	0.44
1:A:214:PHE:HE2	1:A:389:ILE:HD11	1.83	0.44
1:C:159:ALA:O	1:C:163:ASP:OD2	2.36	0.44
2:N:167:VAL:HA	2:N:520:ILE:O	2.18	0.44
2:O:238:LEU:HD12	2:O:431:LEU:HD23	2.00	0.44
2:O:522:LEU:HD23	2:O:555:GLU:O	2.17	0.44
2:Q:362:ASP:HA	2:Q:365:ILE:HG12	1.98	0.44
2:R:156:ASP:OD1	2:R:156:ASP:N	2.51	0.44
1:G:92:ARG:HE	1:G:143:ALA:HB3	1.83	0.44
1:I:12:TYR:CZ	1:I:37:ALA:HB1	2.53	0.44
1:I:128:ARG:N	1:I:128:ARG:HD2	2.33	0.44
1:I:261:ASP:OD1	1:I:262:ILE:N	2.50	0.44
2:M:384:LYS:HE3	2:M:389:GLU:C	2.42	0.44
2:N:469:LEU:HD13	2:N:512:ILE:HD13	2.00	0.44
2:P:575:VAL:HG13	2:P:575:VAL:O	2.17	0.44
2:Q:13:ASP:OD1	2:Q:14:SER:N	2.51	0.44
2:Q:368:LEU:O	2:Q:372:LEU:HD23	2.18	0.44
1:A:48:LEU:O	1:A:49:THR:HG22	2.18	0.43
1:A:290:ASP:OD1	1:A:290:ASP:N	2.51	0.43
1:C:104:LYS:HZ2	1:C:106:LEU:HB3	1.83	0.43
1:G:91:TYR:N	1:G:91:TYR:CD2	2.85	0.43
2:N:533:VAL:HG23	2:N:534:LYS:N	2.33	0.43
2:O:213:GLU:O	2:O:578:PRO:HB2	2.17	0.43
2:O:286:SER:OG	2:O:287:PHE:N	2.50	0.43
2:R:303:GLU:OE1	2:R:365:ILE:HG21	2.17	0.43
1:A:73:LEU:CD2	1:A:122:LEU:HD12	2.47	0.43
1:C:58:GLU:O	1:C:58:GLU:CG	2.66	0.43
1:C:224:LYS:HE2	1:C:396:TYR:CE2	2.53	0.43
2:M:50:LEU:HD23	2:M:51:TYR:N	2.32	0.43
2:M:308:GLU:HA	2:M:341:PHE:CD2	2.51	0.43
2:P:13:ASP:OD1	2:P:14:SER:N	2.52	0.43
2:Q:305:MET:O	2:Q:357:PHE:O	2.35	0.43
1:A:20:LEU:CD2	1:A:180:ILE:HD11	2.42	0.43
1:C:221:LEU:HD12	1:C:221:LEU:HA	1.90	0.43
1:E:301:TYR:CE2	1:F:321:GLU:OE1	2.71	0.43

Continued on next page...

Continued from previous page...

Atom-1	Atom-2	Interatomic distance (Å)	Clash overlap (Å)
1:G:100:GLU:OE1	1:G:146:PHE:HB3	2.18	0.43
1:I:93:LEU:HD21	1:I:95:CYS:SG	2.59	0.43
2:M:241:TRP:CD1	2:M:293:PHE:HB3	2.54	0.43
2:N:285:LEU:N	2:N:285:LEU:HD12	2.33	0.43
2:N:418:SER:O	2:O:449:VAL:HG12	2.18	0.43
2:N:601:VAL:CG1	2:N:604:ARG:NH2	2.81	0.43
2:R:142:LEU:O	2:R:142:LEU:HG	2.18	0.43
2:R:305:MET:SD	2:R:308:GLU:OE2	2.76	0.43
2:R:318:LYS:HD2	2:R:327:VAL:O	2.19	0.43
2:R:566:PRO:O	2:R:567:THR:HG23	2.18	0.43
1:C:64:THR:HG23	1:C:67:LYS:HG2	2.00	0.43
1:C:174:VAL:HG23	1:C:175:ILE:N	2.33	0.43
1:C:177:PRO:HA	1:C:180:ILE:HG22	2.00	0.43
1:E:52:VAL:HG22	1:E:53:GLN:N	2.33	0.43
1:E:59:GLN:O	1:E:59:GLN:HG2	2.17	0.43
1:G:373:VAL:HG23	1:G:373:VAL:O	2.18	0.43
1:I:59:GLN:O	1:I:59:GLN:HG2	2.19	0.43
1:I:329:ILE:HD11	1:I:334:ARG:HB2	2.00	0.43
1:K:221:LEU:HD23	1:K:221:LEU:HA	1.84	0.43
2:M:483:SER:O	2:M:486:ARG:HB2	2.17	0.43
2:N:421:PRO:HB2	2:N:423:GLU:CD	2.43	0.43
2:N:485:GLU:OE2	2:N:489:LYS:HE2	2.19	0.43
2:O:322:ALA:HB2	2:O:342:ILE:HG12	2.01	0.43
1:A:243:SER:O	1:A:244:ARG:HG3	2.19	0.43
1:D:227:MET:HE3	1:D:227:MET:HB3	1.93	0.43
1:E:370:HIS:CD2	1:E:371:GLU:H	2.36	0.43
1:K:60:ALA:HB3	1:K:97:PHE:CE2	2.54	0.43
1:K:123:ARG:HB2	1:K:123:ARG:NH1	2.33	0.43
1:K:176:PHE:HB3	1:K:177:PRO:HD3	2.01	0.43
2:N:318:LYS:HB3	2:N:326:LEU:HD22	1.99	0.43
2:O:463:GLU:O	2:O:464:GLU:C	2.62	0.43
2:P:248:LEU:C	2:P:248:LEU:HD23	2.43	0.43
2:P:303:GLU:HG3	2:P:365:ILE:HG21	2.00	0.43
2:P:383:PRO:O	2:P:391:LEU:HD21	2.19	0.43
2:R:227:THR:O	2:R:410:SER:OG	2.32	0.43
1:D:227:MET:HE1	1:D:228:PHE:CE1	2.54	0.43
1:F:233:LYS:HZ3	1:H:394:SER:HB2	1.84	0.43
1:I:244:ARG:HD3	1:I:356:ASP:HB3	2.00	0.43
2:M:227:THR:HG23	2:M:227:THR:O	2.19	0.43
2:N:64:VAL:HG11	2:N:66:ARG:HH22	1.80	0.43
2:O:268:ARG:O	2:O:272:VAL:HG23	2.18	0.43

Continued on next page...

Continued from previous page...

Atom-1	Atom-2	Interatomic distance (Å)	Clash overlap (Å)
2:O:296:ASP:OD1	2:O:296:ASP:N	2.51	0.43
2:O:400:VAL:HG22	2:O:435:MET:CE	2.49	0.43
2:O:598:PHE:HB2	2:P:401:ARG:NH2	2.34	0.43
2:P:422:PHE:CE2	2:Q:448:HIS:O	2.71	0.43
2:P:519:PHE:O	2:P:558:ILE:HA	2.18	0.43
2:P:561:ASP:O	2:P:562:ALA:C	2.60	0.43
2:Q:574:PRO:O	2:Q:577:GLU:HG3	2.19	0.43
2:R:35:MET:O	2:R:36:LEU:HD23	2.19	0.43
2:R:455:ASP:OD2	2:R:456:VAL:HG23	2.19	0.43
1:B:297:GLN:HG3	1:B:307:CYS:SG	2.58	0.43
1:I:38:ILE:CG1	1:I:51:ALA:HB1	2.48	0.43
2:M:150:ASP:OD2	2:M:151:ILE:N	2.52	0.43
2:M:301:TYR:CD1	2:M:334:TYR:HB3	2.53	0.43
2:M:376:ARG:NH2	2:M:419:GLY:O	2.52	0.43
2:M:519:PHE:CG	2:M:537:LEU:HD21	2.54	0.43
2:N:537:LEU:HG	2:N:537:LEU:O	2.19	0.43
2:O:253:ILE:HD11	2:O:267:PHE:CD2	2.53	0.43
1:A:117:THR:HG23	1:A:117:THR:O	2.18	0.43
1:B:290:ASP:O	1:B:290:ASP:OD2	2.37	0.43
2:M:403:PHE:CD1	2:M:403:PHE:N	2.86	0.43
2:M:496:VAL:O	2:M:496:VAL:HG13	2.19	0.43
2:P:602:ILE:O	2:P:605:TRP:N	2.44	0.43
1:A:157:VAL:HG11	1:A:176:PHE:HE1	1.84	0.43
1:A:181:GLN:HA	1:A:184:VAL:HG12	1.99	0.43
1:E:12:TYR:HE1	1:E:37:ALA:HB2	1.83	0.43
1:G:157:VAL:O	1:G:161:LEU:HG	2.19	0.43
1:G:176:PHE:HB3	1:G:177:PRO:HD3	1.99	0.43
1:I:107:THR:HG1	1:I:110:ASP:CG	2.27	0.43
1:I:133:VAL:HG23	1:I:135:TYR:CZ	2.54	0.43
1:K:169:ASP:OD2	1:K:170:ASP:N	2.52	0.43
2:M:448:HIS:NE2	2:M:493:LYS:O	2.48	0.43
2:N:234:ASP:OD2	2:N:234:ASP:N	2.51	0.43
2:O:294:SER:OG	2:O:296:ASP:OD1	2.29	0.43
2:O:559:VAL:HG12	2:O:566:PRO:HB3	2.00	0.43
2:Q:229:ASN:C	2:Q:230:LEU:HD12	2.44	0.43
2:R:316:GLU:OE1	2:R:326:LEU:HD11	2.18	0.43
2:R:357:PHE:O	2:R:360:GLU:HB2	2.19	0.43
1:C:38:ILE:CG2	1:C:39:GLU:OE1	2.67	0.43
1:C:106:LEU:C	1:C:106:LEU:HD12	2.43	0.43
1:G:10:LYS:NZ	1:G:56:TYR:O	2.43	0.43
2:M:3:ASP:O	2:M:3:ASP:OD2	2.36	0.43

Continued on next page...

Continued from previous page...

Atom-1	Atom-2	Interatomic distance (Å)	Clash overlap (Å)
2:N:257:GLU:OE2	2:O:282:LEU:HD11	2.19	0.43
2:P:441:PHE:C	2:P:441:PHE:CD2	2.97	0.43
2:Q:50:LEU:HD23	2:Q:51:TYR:N	2.33	0.43
2:R:510:GLU:HG3	2:R:536:LEU:CD1	2.48	0.43
2:R:566:PRO:C	2:R:567:THR:HG23	2.44	0.43
1:B:262:ILE:HG23	1:B:263:VAL:N	2.34	0.42
1:E:120:GLU:N	1:E:120:GLU:OE1	2.52	0.42
1:K:101:SER:C	1:K:146:PHE:HB2	2.44	0.42
2:M:227:THR:O	2:M:411:ASN:OD1	2.36	0.42
2:N:286:SER:OG	2:N:287:PHE:N	2.51	0.42
2:N:561:ASP:O	2:N:562:ALA:C	2.62	0.42
2:P:423:GLU:HG3	2:P:424:VAL:HG13	2.00	0.42
2:P:443:TYR:HD2	2:P:454:SER:HG	1.65	0.42
2:R:247:GLU:O	2:R:251:ILE:HG12	2.19	0.42
2:R:548:LEU:N	2:R:549:PRO:CD	2.82	0.42
2:N:184:GLN:HB3	2:N:189:ILE:O	2.19	0.42
2:O:234:ASP:OD1	2:O:235:ASN:N	2.50	0.42
2:Q:606:ARG:HE	2:Q:606:ARG:HA	1.84	0.42
1:E:6:GLU:OE1	1:E:6:GLU:C	2.62	0.42
2:M:57:THR:O	2:M:57:THR:HG23	2.19	0.42
2:M:305:MET:HE3	2:M:361:PHE:CZ	2.54	0.42
2:N:379:PHE:CG	2:N:380:LEU:N	2.87	0.42
2:N:602:ILE:CD1	2:O:397:ALA:HB2	2.49	0.42
2:O:116:PRO:C	2:O:117:THR:HG1	2.15	0.42
2:O:412:VAL:HG23	2:O:412:VAL:O	2.18	0.42
2:Q:309:VAL:HG13	2:Q:352:ALA:CB	2.48	0.42
1:E:109:ASP:O	1:E:113:THR:HG23	2.19	0.42
1:G:106:LEU:HD12	1:G:106:LEU:O	2.19	0.42
1:G:177:PRO:HA	1:G:180:ILE:HG22	2.00	0.42
1:I:35:GLU:HB2	1:I:50:THR:HA	2.00	0.42
1:I:132:SER:O	1:I:133:VAL:HG13	2.19	0.42
1:I:169:ASP:OD2	1:I:169:ASP:N	2.51	0.42
1:L:355:PRO:O	1:L:373:VAL:HG13	2.18	0.42
2:M:424:VAL:O	2:M:428:VAL:HG23	2.20	0.42
2:N:178:ALA:O	2:N:182:ILE:HG13	2.19	0.42
2:R:498:LEU:HD21	2:R:500:VAL:HG13	2.00	0.42
1:A:111:LEU:HB2	1:A:139:LEU:HD22	2.01	0.42
1:A:249:VAL:HG12	1:A:363:VAL:HG21	2.01	0.42
1:C:219:ARG:HG2	1:C:224:LYS:HZ1	1.84	0.42
1:E:54:CYS:SG	1:E:55:LYS:N	2.92	0.42
1:H:224:LYS:C	1:H:224:LYS:HD2	2.45	0.42

Continued on next page...

Continued from previous page...

Atom-1	Atom-2	Interatomic distance (Å)	Clash overlap (Å)
1:K:67:LYS:HE3	1:K:97:PHE:CE2	2.54	0.42
2:M:44:VAL:HG12	2:M:45:ALA:H	1.84	0.42
2:N:530:GLN:O	2:N:533:VAL:HG22	2.20	0.42
2:O:593:TRP:HZ3	2:P:411:ASN:OD1	2.02	0.42
2:P:136:ILE:HD12	2:P:156:ASP:HB2	2.02	0.42
2:P:565:MET:SD	2:P:565:MET:N	2.89	0.42
2:R:301:TYR:CD1	2:R:301:TYR:C	2.97	0.42
2:R:506:SER:OG	2:R:507:GLU:CD	2.62	0.42
2:R:546:ASP:O	2:R:549:PRO:HD2	2.20	0.42
1:A:20:LEU:HD22	1:A:180:ILE:CD1	2.45	0.42
2:P:304:ASN:OD1	2:P:338:VAL:HA	2.19	0.42
2:Q:294:SER:O	2:Q:298:VAL:HG23	2.18	0.42
1:A:282:PRO:O	1:A:340:ARG:NH1	2.53	0.42
1:C:76:LEU:HA	1:C:138:PHE:HE1	1.84	0.42
1:C:185:ASP:OD1	1:C:185:ASP:C	2.63	0.42
1:I:162:LYS:HD2	1:I:162:LYS:C	2.45	0.42
1:K:261:ASP:OD1	1:K:264:ARG:NH1	2.50	0.42
2:N:132:PHE:O	2:N:564:LEU:CD2	2.63	0.42
2:O:296:ASP:OD1	2:O:297:GLU:N	2.53	0.42
2:Q:302:LEU:CD1	2:Q:365:ILE:HD12	2.50	0.42
2:R:504:ARG:HB2	2:R:507:GLU:OE1	2.19	0.42
1:A:252:PRO:HB3	1:A:258:PHE:CE1	2.55	0.42
1:A:388:TYR:HE2	1:A:394:SER:O	2.02	0.42
1:E:34:ILE:HG22	1:E:35:GLU:N	2.34	0.42
1:E:120:GLU:O	1:E:123:ARG:N	2.53	0.42
1:F:352:GLN:HG2	1:F:353:ARG:N	2.34	0.42
1:I:69:TYR:CE2	1:I:70:LYS:HD3	2.55	0.42
1:I:214:PHE:CZ	1:I:389:ILE:HD11	2.54	0.42
2:O:244:ASN:OD1	2:O:246:GLN:N	2.52	0.42
2:Q:106:PHE:CD1	2:Q:106:PHE:C	2.97	0.42
2:Q:243:MET:HE3	2:Q:243:MET:HB2	1.96	0.42
2:Q:254:GLU:N	2:Q:254:GLU:CD	2.78	0.42
2:Q:321:LEU:HD23	2:Q:323:ASN:H	1.84	0.42
2:R:295:ILE:O	2:R:299:VAL:HG13	2.20	0.42
1:A:35:GLU:HG3	1:A:50:THR:O	2.19	0.42
1:C:131:THR:HG23	1:C:132:SER:N	2.35	0.42
1:G:292:ASP:OD2	1:G:295:VAL:HG23	2.20	0.42
1:H:377:GLY:C	1:H:378:PHE:CD1	2.98	0.42
1:J:387:GLU:HA	1:J:392:LEU:HD12	2.01	0.42
2:M:362:ASP:OD1	2:M:362:ASP:C	2.63	0.42
2:N:167:VAL:HG13	2:N:520:ILE:O	2.20	0.42

Continued on next page...

Continued from previous page...

Atom-1	Atom-2	Interatomic distance (Å)	Clash overlap (Å)
2:N:330:ARG:O	2:N:334:TYR:HB2	2.19	0.42
2:O:259:ASN:CG	2:O:360:GLU:OE2	2.62	0.42
2:Q:204:HIS:HD2	2:Q:456:VAL:HG13	1.81	0.42
1:B:223:THR:O	1:B:226:ARG:HG2	2.20	0.42
1:C:36:GLY:O	1:C:52:VAL:HG12	2.19	0.42
1:C:142:PHE:CE2	1:C:144:ILE:HD11	2.55	0.42
1:C:179:ALA:O	1:C:183:ILE:HD12	2.19	0.42
1:G:108:LYS:O	1:G:111:LEU:HB3	2.20	0.42
1:H:258:PHE:CZ	1:H:262:ILE:HD13	2.54	0.42
1:I:321:GLU:OE2	1:I:324:ARG:NH2	2.53	0.42
1:K:126:VAL:O	1:K:129:ILE:HB	2.20	0.42
2:N:136:ILE:HG22	2:N:137:LYS:N	2.35	0.42
2:N:319:PRO:O	2:N:326:LEU:HA	2.20	0.42
2:N:598:PHE:CD1	2:O:401:ARG:NH1	2.88	0.42
2:Q:313:LEU:HD23	2:Q:351:LYS:HD2	2.02	0.42
1:A:133:VAL:CG1	1:A:135:TYR:CE2	3.03	0.41
1:A:198:GLU:O	1:A:201:THR:HG22	2.20	0.41
1:I:115:LEU:HD23	1:I:115:LEU:C	2.45	0.41
1:L:328:LEU:HD21	1:L:335:MET:HE3	2.02	0.41
2:M:158:ASP:O	2:M:162:SER:OG	2.31	0.41
2:M:251:ILE:HG13	2:M:427:ILE:HD13	2.01	0.41
2:N:170:SER:C	2:N:503:GLN:OE1	2.63	0.41
2:N:308:GLU:HA	2:N:341:PHE:CD2	2.55	0.41
2:N:466:HIS:CD2	2:N:504:ARG:CG	3.03	0.41
2:P:500:VAL:O	2:P:500:VAL:HG13	2.21	0.41
1:E:112:GLU:O	1:E:115:LEU:CD2	2.68	0.41
1:G:329:ILE:HD11	1:G:334:ARG:HB2	2.02	0.41
1:I:73:LEU:HD12	1:I:73:LEU:H	1.85	0.41
1:K:212:VAL:HG11	1:K:231:LEU:CD1	2.29	0.41
2:M:145:LEU:HD21	2:M:153:LEU:HD13	2.02	0.41
2:M:253:ILE:HD11	2:M:267:PHE:HB2	2.03	0.41
2:M:599:ASP:OD1	2:M:599:ASP:N	2.53	0.41
2:O:321:LEU:HD23	2:O:325:THR:HB	2.02	0.41
2:O:404:VAL:HG12	2:O:405:GLY:N	2.35	0.41
2:P:201:LYS:O	2:P:203:SER:N	2.54	0.41
2:R:472:SER:O	2:R:474:GLY:N	2.43	0.41
1:C:79:PHE:CG	1:C:138:PHE:HD1	2.37	0.41
1:D:324:ARG:O	1:D:340:ARG:NH2	2.53	0.41
1:E:92:ARG:HE	1:E:92:ARG:HA	1.85	0.41
2:M:301:TYR:O	2:M:304:ASN:OD1	2.38	0.41
2:M:445:LYS:HG2	2:R:423:GLU:OE2	2.20	0.41

Continued on next page...

Continued from previous page...

Atom-1	Atom-2	Interatomic distance (Å)	Clash overlap (Å)
2:O:296:ASP:O	2:O:300:THR:HG23	2.20	0.41
2:Q:589:TRP:HA	2:R:202:ASN:O	2.20	0.41
2:R:235:ASN:N	2:R:235:ASN:OD1	2.54	0.41
1:A:70:LYS:O	1:A:74:LEU:HG	2.20	0.41
1:J:267:LYS:O	1:J:271:GLN:HG2	2.21	0.41
1:K:76:LEU:HD23	1:K:76:LEU:O	2.21	0.41
2:M:426:SER:O	2:M:429:VAL:HG22	2.21	0.41
2:N:221:GLU:OE2	2:N:224:GLU:HG2	2.20	0.41
2:O:216:ALA:O	2:O:576:PRO:HG2	2.21	0.41
2:R:240:TYR:HD2	2:R:241:TRP:N	2.18	0.41
1:C:329:ILE:HD11	1:C:334:ARG:HB2	2.03	0.41
1:E:133:VAL:O	1:E:135:TYR:N	2.53	0.41
1:E:215:THR:HG22	1:E:216:ARG:N	2.36	0.41
2:M:138:SER:OG	2:M:138:SER:O	2.36	0.41
2:M:523:ARG:NH1	2:M:551:LEU:O	2.49	0.41
2:N:260:SER:O	2:N:263:GLN:N	2.54	0.41
2:N:339:GLN:HB3	2:N:341:PHE:CE1	2.56	0.41
2:N:604:ARG:NH2	2:O:442:HIS:C	2.78	0.41
2:O:8:ILE:CG2	2:O:23:ILE:HD11	2.50	0.41
2:O:379:PHE:C	2:O:379:PHE:CD2	2.98	0.41
2:O:462:CYS:SG	2:O:500:VAL:HA	2.60	0.41
1:A:71:PRO:HB2	1:A:93:LEU:CD1	2.50	0.41
1:A:111:LEU:O	1:A:115:LEU:HG	2.20	0.41
1:C:123:ARG:O	1:C:126:VAL:HG22	2.20	0.41
1:G:24:LEU:HA	1:G:164:LYS:HZ1	1.85	0.41
1:I:220:GLU:O	1:I:220:GLU:HG3	2.21	0.41
2:M:289:THR:HG22	2:M:291:VAL:HG23	2.02	0.41
2:M:400:VAL:HG22	2:M:435:MET:CE	2.51	0.41
2:P:537:LEU:CD1	2:P:540:LEU:HD12	2.44	0.41
2:R:408:THR:O	2:R:408:THR:HG22	2.20	0.41
2:R:562:ALA:N	2:R:563:PRO:CD	2.83	0.41
1:G:203:LEU:HA	1:G:206:LEU:HD21	2.02	0.41
1:I:233:LYS:HG3	1:I:236:ARG:NH2	2.36	0.41
1:I:355:PRO:O	1:I:373:VAL:HG22	2.21	0.41
2:N:221:GLU:OE1	2:N:223:GLY:N	2.51	0.41
2:N:307:ASN:HA	2:N:358:ASN:ND2	2.36	0.41
2:P:301:TYR:HB2	2:P:335:PHE:CD1	2.56	0.41
2:Q:471:ARG:NH2	2:Q:510:GLU:OE1	2.54	0.41
2:R:468:TYR:O	2:R:469:LEU:HD23	2.21	0.41
1:A:201:THR:HG23	1:A:202:PHE:N	2.35	0.41
1:B:224:LYS:HG3	1:B:225:GLY:N	2.35	0.41

Continued on next page...

Continued from previous page...

Atom-1	Atom-2	Interatomic distance (Å)	Clash overlap (Å)
1:E:196:THR:O	1:E:196:THR:HG23	2.21	0.41
1:F:347:VAL:O	1:F:347:VAL:HG12	2.20	0.41
2:N:570:HIS:ND1	2:N:571:PHE:O	2.54	0.41
2:P:263:GLN:O	2:P:266:GLN:HG3	2.21	0.41
2:R:132:PHE:CE1	2:R:565:MET:SD	3.14	0.41
2:R:325:THR:HG22	2:R:326:LEU:N	2.34	0.41
2:R:333:LEU:O	2:R:337:ALA:N	2.47	0.41
1:A:40:ASP:HB3	1:A:188:THR:OG1	2.21	0.41
1:A:172:ASP:OD2	1:A:173:ALA:N	2.54	0.41
1:A:212:VAL:CG1	1:A:231:LEU:HD11	2.33	0.41
1:C:9:ILE:HD12	1:C:216:ARG:NH1	2.36	0.41
1:C:97:PHE:HB2	1:C:98:PRO:HD2	2.02	0.41
1:E:96:HIS:HB2	1:E:147:GLY:O	2.20	0.41
1:G:117:THR:O	1:G:117:THR:OG1	2.31	0.41
1:G:142:PHE:CZ	1:G:144:ILE:CG1	3.03	0.41
1:G:153:LEU:O	1:G:157:VAL:HG23	2.21	0.41
1:I:219:ARG:CG	1:I:224:LYS:HE2	2.47	0.41
1:K:35:GLU:HB3	1:K:52:VAL:HG11	2.03	0.41
1:K:49:THR:HG22	1:K:89:VAL:HG21	2.02	0.41
1:K:63:TYR:OH	1:K:104:LYS:NZ	2.49	0.41
1:K:388:TYR:CD1	1:K:388:TYR:C	2.99	0.41
2:M:417:LEU:HD23	2:M:425:LEU:HD11	2.03	0.41
2:M:448:HIS:O	2:M:449:VAL:C	2.63	0.41
2:N:498:LEU:HG	2:N:500:VAL:HG23	2.02	0.41
2:N:604:ARG:HH22	2:O:443:TYR:N	2.18	0.41
2:O:313:LEU:HB2	2:O:316:GLU:HB3	2.03	0.41
2:P:167:VAL:HB	2:P:501:VAL:CG2	2.50	0.41
2:P:504:ARG:HB3	2:P:507:GLU:OE1	2.21	0.41
2:Q:302:LEU:CD1	2:Q:365:ILE:CD1	2.99	0.41
2:R:130:GLY:HA2	2:R:134:HIS:ND1	2.36	0.41
2:R:132:PHE:O	2:R:564:LEU:HD22	2.21	0.41
1:K:34:ILE:HG22	1:K:35:GLU:N	2.36	0.41
2:O:23:ILE:HB	2:O:90:PHE:HB2	2.03	0.41
2:O:54:ALA:HB1	2:O:94:THR:HB	2.02	0.41
2:O:310:ILE:HA	2:O:319:PRO:HA	2.02	0.41
2:O:579:HIS:O	2:O:580:SER:CB	2.69	0.41
2:P:470:PRO:HA	2:P:507:GLU:O	2.21	0.41
2:R:260:SER:O	2:R:262:ASN:N	2.53	0.41
1:D:254:THR:HG23	1:D:362:ASN:HD22	1.85	0.40
1:E:212:VAL:HB	1:E:378:PHE:CD1	2.57	0.40
1:H:297:GLN:NE2	1:H:307:CYS:SG	2.94	0.40

Continued on next page...

Continued from previous page...

Atom-1	Atom-2	Interatomic distance (Å)	Clash overlap (Å)
1:K:75:MET:HG2	1:K:91:TYR:CD1	2.56	0.40
2:M:417:LEU:HD12	2:M:417:LEU:N	2.36	0.40
2:M:444:SER:OG	2:M:448:HIS:CD2	2.74	0.40
2:N:475:ALA:HA	2:N:478:ASP:CG	2.46	0.40
2:P:165:VAL:HG12	2:P:166:ALA:N	2.35	0.40
2:Q:274:ASN:OD1	2:Q:278:HIS:CD2	2.75	0.40
2:R:23:ILE:HB	2:R:90:PHE:HB2	2.03	0.40
2:R:220:LEU:HD23	2:R:220:LEU:H	1.87	0.40
1:A:14:TYR:CD2	1:A:94:PHE:CD1	3.08	0.40
1:C:227:MET:HE3	1:C:228:PHE:HE2	1.87	0.40
1:E:48:LEU:CD1	1:E:84:GLY:C	2.94	0.40
1:H:235:LEU:HD21	1:H:376:HIS:CD2	2.56	0.40
2:M:490:GLU:CD	2:M:493:LYS:HZ1	2.28	0.40
2:N:1:MET:HB2	2:N:2:PRO:HD3	2.02	0.40
2:N:156:ASP:OD2	2:N:157:GLY:N	2.53	0.40
2:N:239:PRO:HB2	2:N:241:TRP:CD1	2.57	0.40
2:O:318:LYS:HD3	2:O:318:LYS:HA	1.79	0.40
2:O:400:VAL:HG22	2:O:435:MET:HE2	2.02	0.40
2:P:41:TYR:OH	2:P:565:MET:CG	2.68	0.40
2:P:417:LEU:HD23	2:P:425:LEU:HD11	2.02	0.40
2:P:436:ILE:HD13	2:P:436:ILE:HG21	1.87	0.40
2:P:546:ASP:OD2	2:P:546:ASP:C	2.64	0.40
2:P:566:PRO:C	2:P:567:THR:HG23	2.46	0.40
2:Q:577:GLU:OE1	2:Q:577:GLU:N	2.45	0.40
2:R:216:ALA:O	2:R:217:ALA:C	2.65	0.40
1:A:245:TRP:CZ3	1:A:353:ARG:O	2.74	0.40
1:C:7:TYR:HD1	1:C:39:GLU:HG2	1.86	0.40
1:D:393:ARG:NH1	1:D:395:ASP:OD1	2.55	0.40
1:G:19:TYR:O	1:G:23:ILE:HG12	2.21	0.40
1:I:306:ARG:NH1	1:J:321:GLU:OE1	2.54	0.40
1:K:142:PHE:CZ	1:K:143:ALA:O	2.74	0.40
2:M:240:TYR:OH	2:M:295:ILE:HG22	2.21	0.40
2:M:302:LEU:HD13	2:M:365:ILE:HD12	2.03	0.40
2:M:345:SER:O	2:M:351:LYS:HA	2.22	0.40
2:M:474:GLY:O	2:M:476:ALA:N	2.54	0.40
2:N:136:ILE:CG2	2:N:156:ASP:OD1	2.69	0.40
2:N:441:PHE:O	2:N:445:LYS:HG2	2.21	0.40
2:N:602:ILE:O	2:N:605:TRP:N	2.49	0.40
2:P:274:ASN:O	2:P:277:LYS:HE3	2.21	0.40
2:Q:590:ASN:O	2:R:201:LYS:HD3	2.21	0.40
2:R:243:MET:HB3	2:R:247:GLU:CD	2.46	0.40

Continued on next page...

Continued from previous page...

Atom-1	Atom-2	Interatomic distance (Å)	Clash overlap (Å)
1:C:111:LEU:HA	1:C:114:VAL:HG22	2.04	0.40
1:G:174:VAL:HG13	1:G:175:ILE:HD13	2.03	0.40
1:G:280:SER:O	1:G:282:PRO:HD3	2.22	0.40
1:I:177:PRO:HA	1:I:180:ILE:HG22	2.03	0.40
1:I:328:LEU:HD21	1:I:335:MET:HE3	2.01	0.40
2:M:318:LYS:HA	2:M:318:LYS:HD3	1.91	0.40
2:M:384:LYS:CE	2:M:388:GLY:O	2.68	0.40
2:N:471:ARG:HA	2:N:509:SER:HA	2.03	0.40
2:P:372:LEU:O	2:P:378:GLN:NE2	2.50	0.40
2:P:385:LYS:N	2:P:385:LYS:HD3	2.35	0.40
2:P:531:THR:HG23	2:P:532:TYR:N	2.36	0.40
2:P:598:PHE:O	2:P:598:PHE:CD1	2.74	0.40
2:Q:581:ARG:NH2	2:R:452:ALA:HA	2.36	0.40
2:R:247:GLU:O	2:R:248:LEU:C	2.63	0.40
1:E:104:LYS:HE2	1:E:146:PHE:HE2	1.86	0.40
1:E:142:PHE:CD1	1:E:143:ALA:N	2.90	0.40
1:E:197:VAL:HG13	1:E:197:VAL:O	2.21	0.40
1:E:228:PHE:CE1	1:E:396:TYR:CE2	3.09	0.40
1:I:55:LYS:HG3	1:I:56:TYR:N	2.36	0.40
1:K:214:PHE:HE1	1:K:228:PHE:CE1	2.39	0.40
2:M:244:ASN:OD1	2:M:244:ASN:C	2.64	0.40
2:M:404:VAL:HG11	2:M:407:MET:HE1	2.04	0.40
2:N:250:GLN:OE1	2:N:251:ILE:HD13	2.22	0.40
2:N:250:GLN:OE1	2:N:251:ILE:N	2.54	0.40
2:N:302:LEU:HB3	2:N:361:PHE:CE2	2.56	0.40
2:N:379:PHE:CD2	2:N:379:PHE:C	3.00	0.40
2:O:372:LEU:HD23	2:O:372:LEU:O	2.21	0.40
2:O:386:GLU:H	2:O:386:GLU:CD	2.30	0.40
2:P:145:LEU:HD23	2:P:145:LEU:C	2.47	0.40
2:P:159:ARG:NH2	2:P:562:ALA:O	2.54	0.40
2:P:312:LYS:HE3	2:P:351:LYS:HB2	2.03	0.40
2:P:410:SER:OG	2:P:412:VAL:O	2.38	0.40
2:P:424:VAL:HA	2:P:427:ILE:HD12	2.03	0.40
2:R:136:ILE:HG22	2:R:137:LYS:N	2.36	0.40
2:R:268:ARG:O	2:R:272:VAL:HG23	2.21	0.40

There are no symmetry-related clashes.

5.3 Torsion angles

5.3.1 Protein backbone

In the following table, the Percentiles column shows the percent Ramachandran outliers of the chain as a percentile score with respect to all PDB entries followed by that with respect to all EM entries.

The Analysed column shows the number of residues for which the backbone conformation was analysed, and the total number of residues.

Mol	Chain	Analysed	Favoured	Allowed	Outliers	Percentiles	
1	A	384/397 (97%)	374 (97%)	10 (3%)	0	100	100
1	B	173/397 (44%)	169 (98%)	4 (2%)	0	100	100
1	C	380/397 (96%)	362 (95%)	18 (5%)	0	100	100
1	D	173/397 (44%)	170 (98%)	3 (2%)	0	100	100
1	E	380/397 (96%)	361 (95%)	19 (5%)	0	100	100
1	F	173/397 (44%)	164 (95%)	9 (5%)	0	100	100
1	G	380/397 (96%)	365 (96%)	15 (4%)	0	100	100
1	H	173/397 (44%)	167 (96%)	6 (4%)	0	100	100
1	I	380/397 (96%)	369 (97%)	11 (3%)	0	100	100
1	J	173/397 (44%)	166 (96%)	7 (4%)	0	100	100
1	K	380/397 (96%)	364 (96%)	16 (4%)	0	100	100
1	L	173/397 (44%)	165 (95%)	8 (5%)	0	100	100
2	M	571/617 (92%)	524 (92%)	47 (8%)	0	100	100
2	N	562/617 (91%)	530 (94%)	32 (6%)	0	100	100
2	O	560/617 (91%)	527 (94%)	33 (6%)	0	100	100
2	P	562/617 (91%)	528 (94%)	34 (6%)	0	100	100
2	Q	571/617 (92%)	531 (93%)	38 (7%)	2 (0%)	30	49
2	R	562/617 (91%)	537 (96%)	25 (4%)	0	100	100
All	All	6710/8466 (79%)	6373 (95%)	335 (5%)	2 (0%)	100	100

All (2) Ramachandran outliers are listed below:

Mol	Chain	Res	Type
2	Q	449	VAL
2	Q	280	PRO

5.3.2 Protein sidechains ⓘ

In the following table, the Percentiles column shows the percent sidechain outliers of the chain as a percentile score with respect to all PDB entries followed by that with respect to all EM entries.

The Analysed column shows the number of residues for which the sidechain conformation was analysed, and the total number of residues.

Mol	Chain	Analysed	Rotameric	Outliers	Percentiles	
1	A	339/346 (98%)	337 (99%)	2 (1%)	84	92
1	B	160/346 (46%)	160 (100%)	0	100	100
1	C	336/346 (97%)	336 (100%)	0	100	100
1	D	160/346 (46%)	160 (100%)	0	100	100
1	E	336/346 (97%)	334 (99%)	2 (1%)	84	92
1	F	160/346 (46%)	160 (100%)	0	100	100
1	G	336/346 (97%)	335 (100%)	1 (0%)	91	96
1	H	160/346 (46%)	160 (100%)	0	100	100
1	I	336/346 (97%)	335 (100%)	1 (0%)	91	96
1	J	160/346 (46%)	160 (100%)	0	100	100
1	K	336/346 (97%)	333 (99%)	3 (1%)	75	88
1	L	160/346 (46%)	160 (100%)	0	100	100
2	M	494/525 (94%)	493 (100%)	1 (0%)	92	97
2	N	483/525 (92%)	482 (100%)	1 (0%)	92	97
2	O	489/525 (93%)	487 (100%)	2 (0%)	89	95
2	P	483/525 (92%)	481 (100%)	2 (0%)	89	95
2	Q	494/525 (94%)	491 (99%)	3 (1%)	84	92
2	R	483/525 (92%)	483 (100%)	0	100	100
All	All	5905/7302 (81%)	5887 (100%)	18 (0%)	90	96

All (18) residues with a non-rotameric sidechain are listed below:

Mol	Chain	Res	Type
1	A	210	ARG
1	A	220	GLU
1	E	6	GLU
1	E	115	LEU
1	G	17	LEU
1	I	189	ARG

Continued on next page...

Continued from previous page...

Mol	Chain	Res	Type
1	K	106	LEU
1	K	158	LEU
1	K	315	THR
2	M	228	LEU
2	N	282	LEU
2	O	277	LYS
2	O	595	HIS
2	P	380	LEU
2	P	520	ILE
2	Q	226	PHE
2	Q	302	LEU
2	Q	583	VAL

Sometimes sidechains can be flipped to improve hydrogen bonding and reduce clashes. All (86) such sidechains are listed below:

Mol	Chain	Res	Type
1	A	15	GLN
1	A	59	GLN
1	A	96	HIS
1	A	154	GLN
1	A	242	ASN
1	B	257	ASN
1	B	370	HIS
1	C	154	GLN
1	C	241	HIS
1	D	271	GLN
1	D	279	HIS
1	D	352	GLN
1	E	53	GLN
1	E	57	HIS
1	E	82	ASN
1	E	370	HIS
1	E	374	ASN
1	E	376	HIS
1	F	279	HIS
1	G	82	ASN
1	G	242	ASN
1	G	391	GLN
1	H	242	ASN
1	H	297	GLN
1	H	370	HIS
1	I	181	GLN

Continued on next page...

Continued from previous page...

Mol	Chain	Res	Type
1	I	281	ASN
1	I	362	ASN
1	J	297	GLN
1	K	53	GLN
1	K	370	HIS
1	K	376	HIS
1	L	391	GLN
2	M	48	ASN
2	M	274	ASN
2	M	466	HIS
2	M	587	GLN
2	N	48	ASN
2	N	95	GLN
2	N	196	HIS
2	N	261	HIS
2	N	262	ASN
2	N	269	HIS
2	N	307	ASN
2	N	339	GLN
2	N	358	ASN
2	N	369	HIS
2	N	442	HIS
2	N	570	HIS
2	O	48	ASN
2	O	111	HIS
2	O	258	HIS
2	O	269	HIS
2	O	278	HIS
2	O	339	GLN
2	O	369	HIS
2	O	378	GLN
2	O	442	HIS
2	O	518	ASN
2	O	570	HIS
2	O	579	HIS
2	P	48	ASN
2	P	258	HIS
2	P	259	ASN
2	P	269	HIS
2	P	278	HIS
2	P	279	ASN
2	P	467	ASN

Continued on next page...

Continued from previous page...

Mol	Chain	Res	Type
2	Q	48	ASN
2	Q	95	GLN
2	Q	246	GLN
2	Q	250	GLN
2	Q	259	ASN
2	Q	346	GLN
2	Q	369	HIS
2	Q	579	HIS
2	R	48	ASN
2	R	63	HIS
2	R	200	GLN
2	R	211	HIS
2	R	250	GLN
2	R	261	HIS
2	R	269	HIS
2	R	378	GLN
2	R	402	GLN
2	R	442	HIS

5.3.3 RNA [i](#)

There are no RNA molecules in this entry.

5.4 Non-standard residues in protein, DNA, RNA chains [i](#)

There are no non-standard protein/DNA/RNA residues in this entry.

5.5 Carbohydrates [i](#)

There are no oligosaccharides in this entry.

5.6 Ligand geometry [i](#)

There are no ligands in this entry.

5.7 Other polymers [i](#)

There are no such residues in this entry.

5.8 Polymer linkage issues ⓘ

There are no chain breaks in this entry.

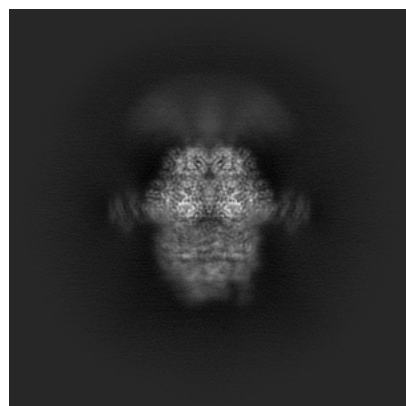
6 Map visualisation [i](#)

This section contains visualisations of the EMDB entry EMD-60126. These allow visual inspection of the internal detail of the map and identification of artifacts.

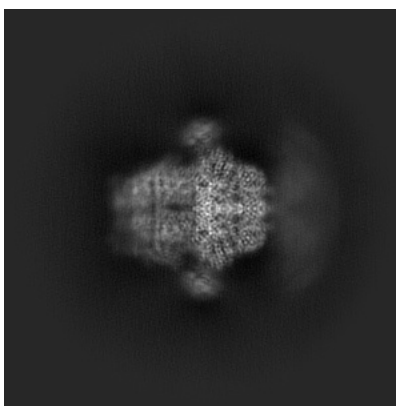
Images derived from a raw map, generated by summing the deposited half-maps, are presented below the corresponding image components of the primary map to allow further visual inspection and comparison with those of the primary map.

6.1 Orthogonal projections [i](#)

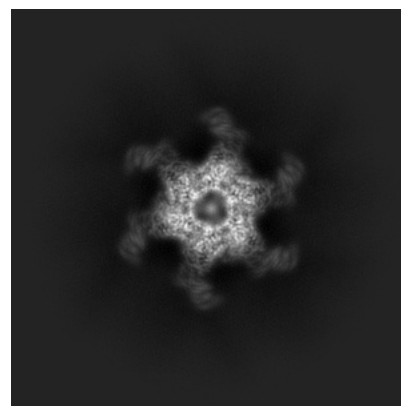
6.1.1 Primary map



X

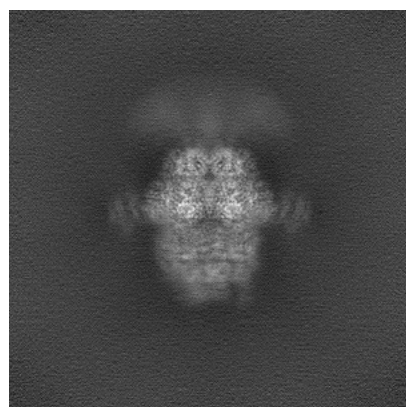


Y

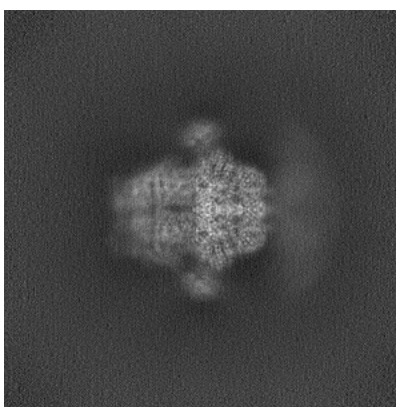


Z

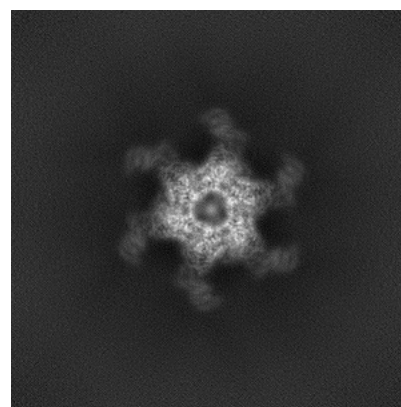
6.1.2 Raw map



X



Y

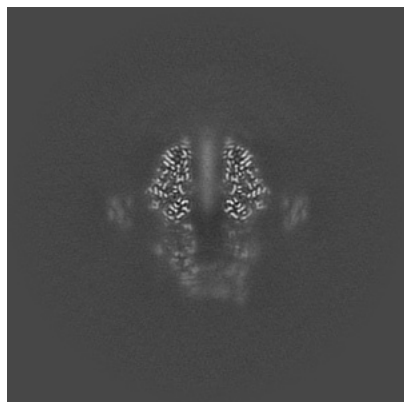


Z

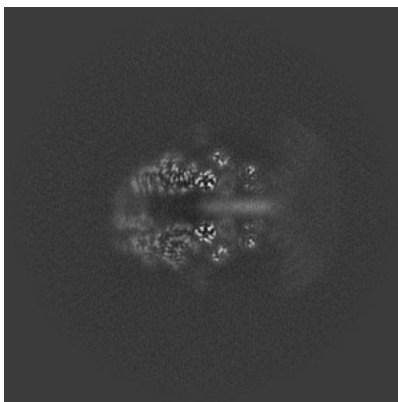
The images above show the map projected in three orthogonal directions.

6.2 Central slices [i](#)


6.2.1 Primary map



X Index: 256

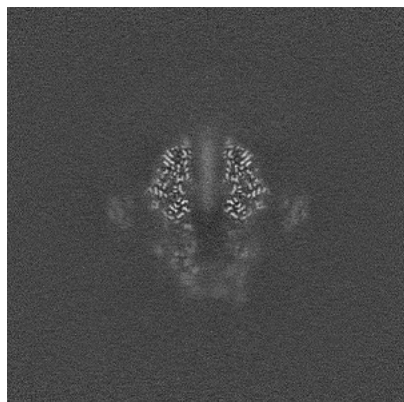


Y Index: 256

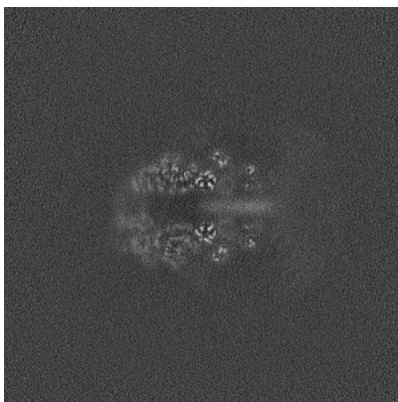


Z Index: 256

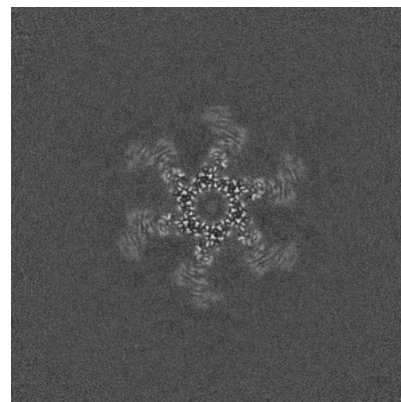
6.2.2 Raw map



X Index: 256



Y Index: 256

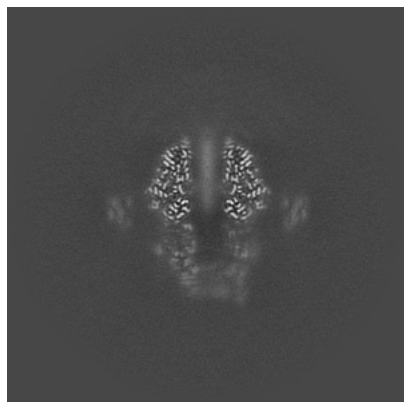


Z Index: 256

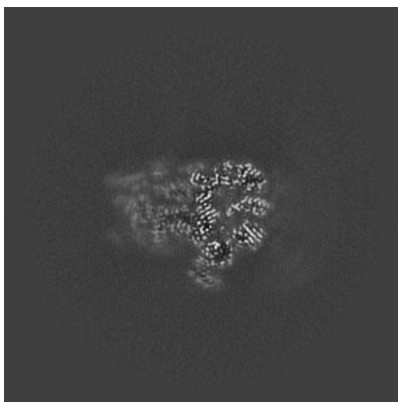
The images above show central slices of the map in three orthogonal directions.

6.3 Largest variance slices [i](#)

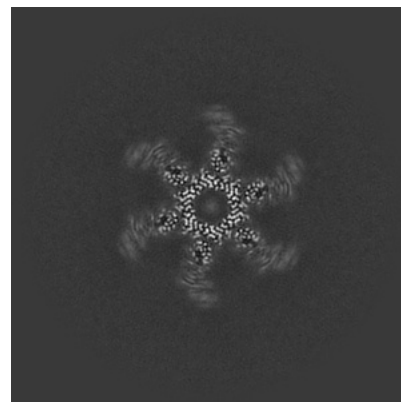
6.3.1 Primary map



X Index: 256




Y Index: 231




Z Index: 263


6.3.2 Raw map



X Index: 0



Y Index: 0




Z Index: 511

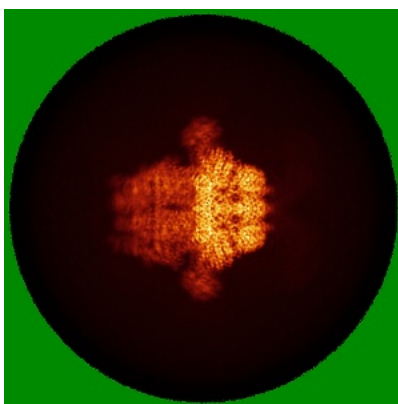
The images above show the largest variance slices of the map in three orthogonal directions.

6.4 Orthogonal standard-deviation projections (False-color) [i](#)


6.4.1 Primary map



X

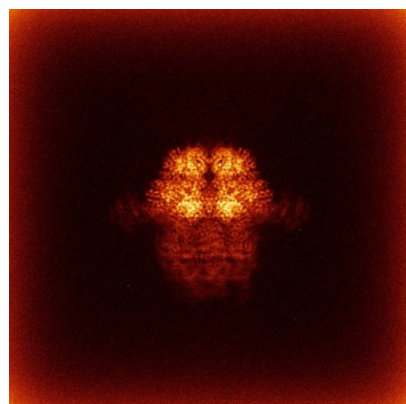


Y

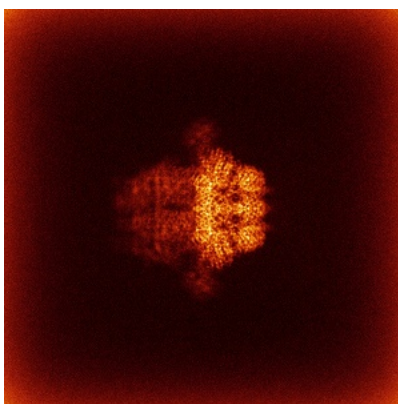


Z

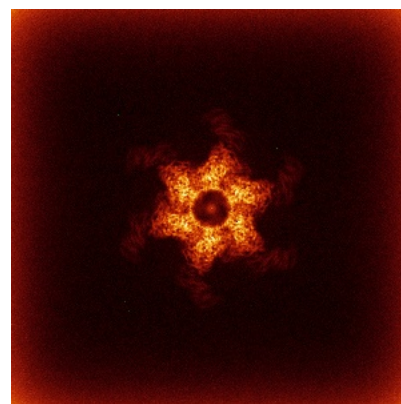
6.4.2 Raw map



X



Y




Z

The images above show the map standard deviation projections with false color in three orthogonal directions. Minimum values are shown in green, max in blue, and dark to light orange shades represent small to large values respectively.

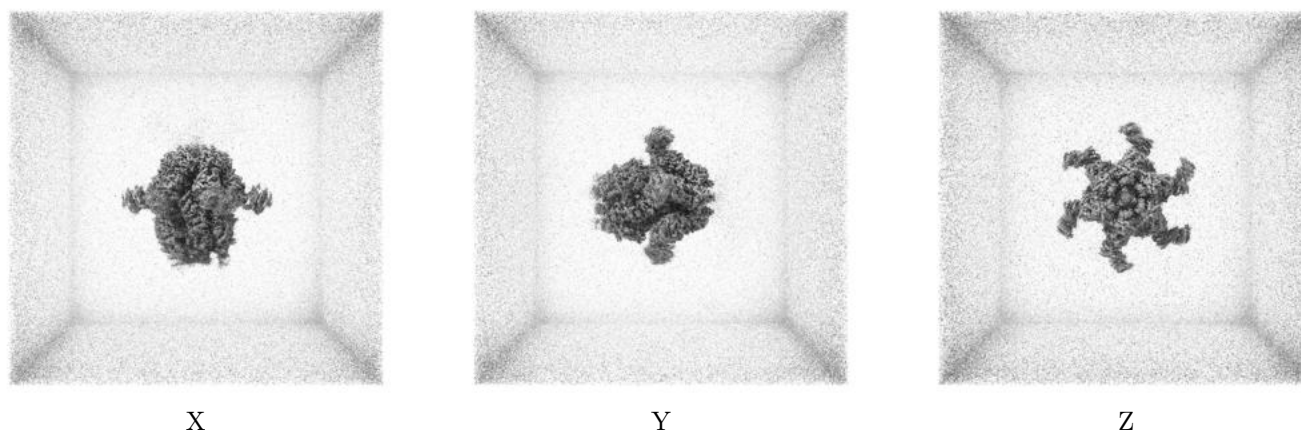
6.5 Orthogonal surface views [i](#)

6.5.1 Primary map



The images above show the 3D surface view of the map at the recommended contour level 0.0219. These images, in conjunction with the slice images, may facilitate assessment of whether an appropriate contour level has been provided.

6.5.2 Raw map



These images show the 3D surface of the raw map. The raw map's contour level was selected so that its surface encloses the same volume as the primary map does at its recommended contour level.

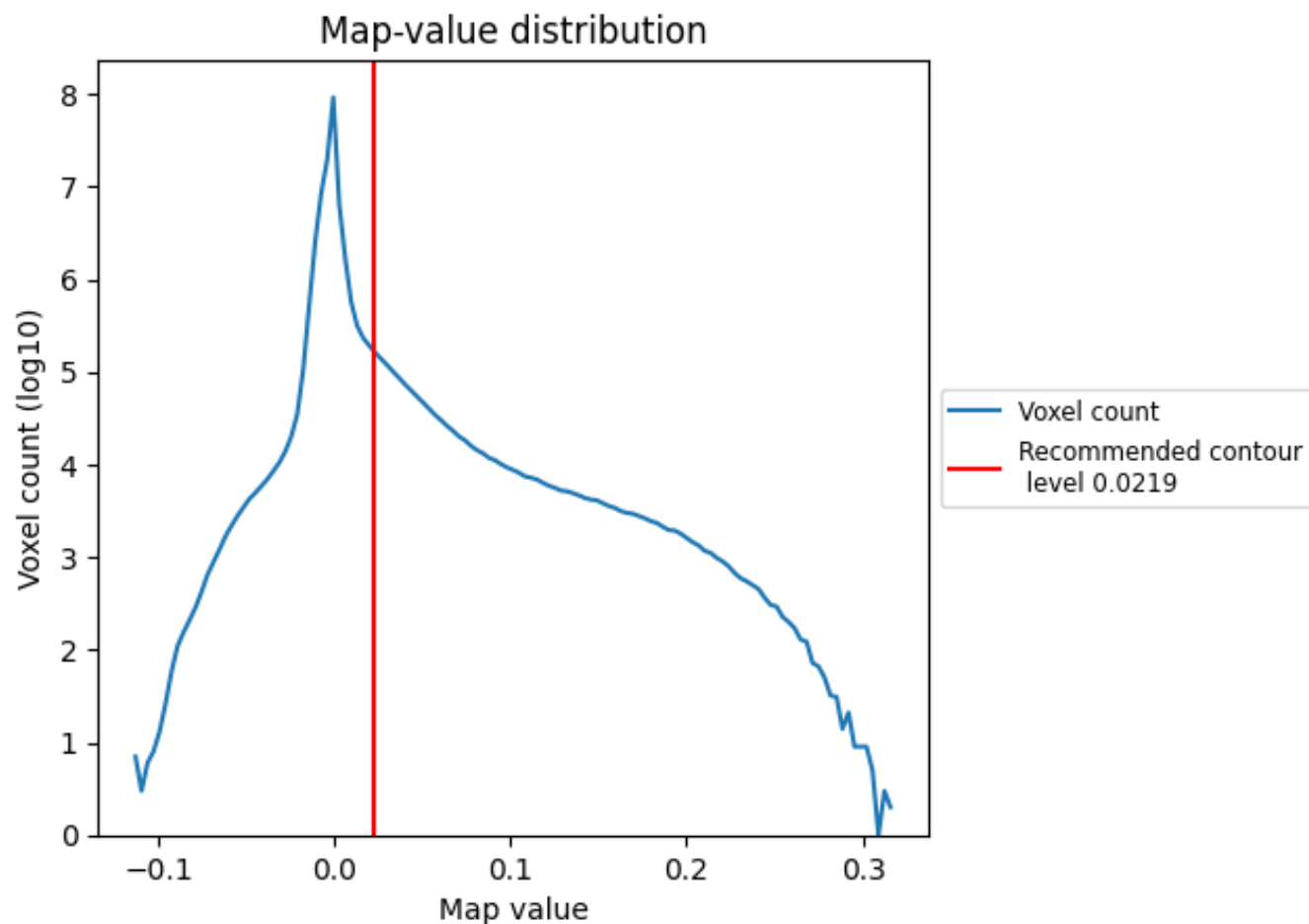
6.6 Mask visualisation [i](#)

This section was not generated. No masks/segmentation were deposited.

7 Map analysis [i](#)

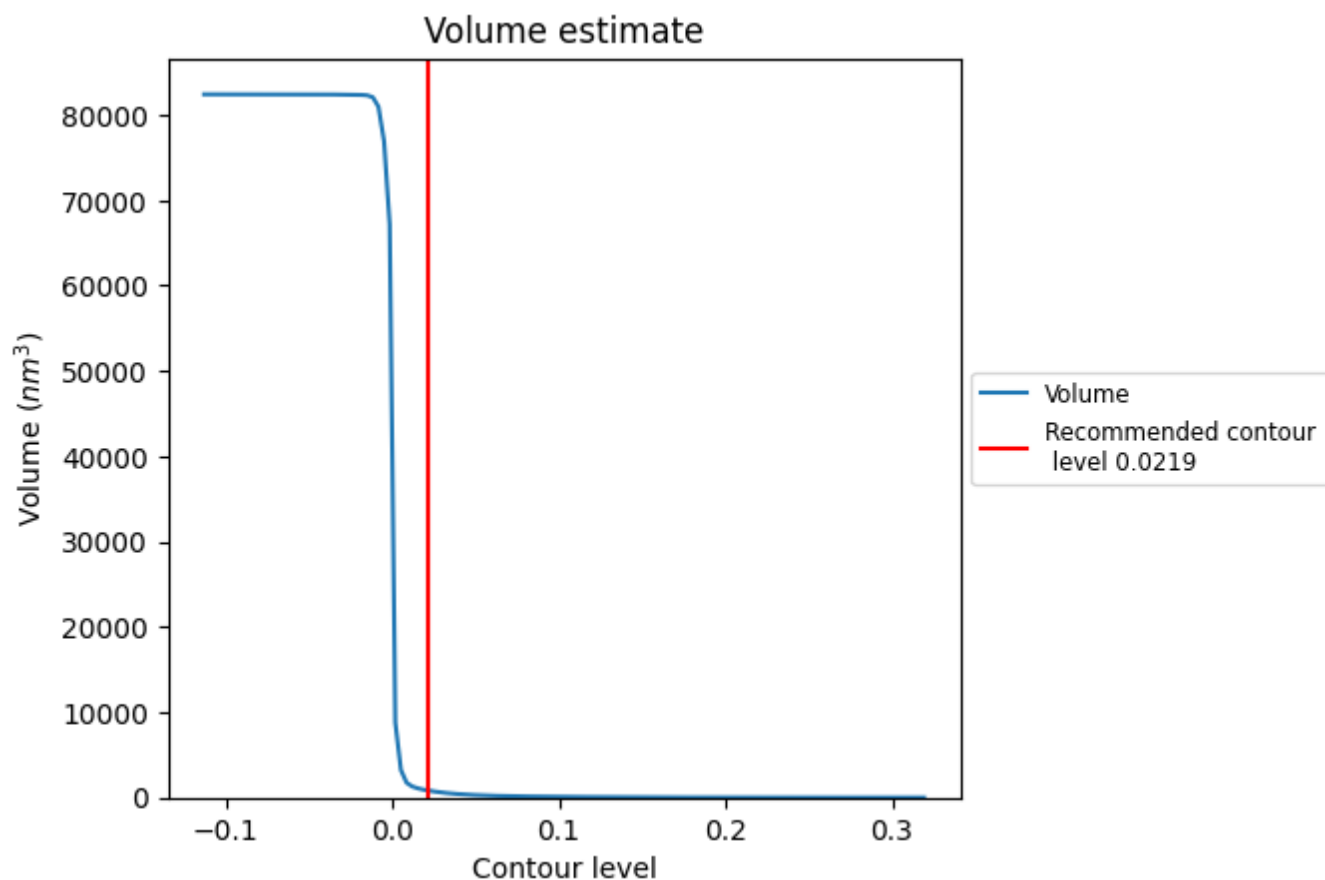
This section contains the results of statistical analysis of the map.

7.1 Map-value distribution [i](#)



The map-value distribution is plotted in 128 intervals along the x-axis. The y-axis is logarithmic. A spike in this graph at zero usually indicates that the volume has been masked.

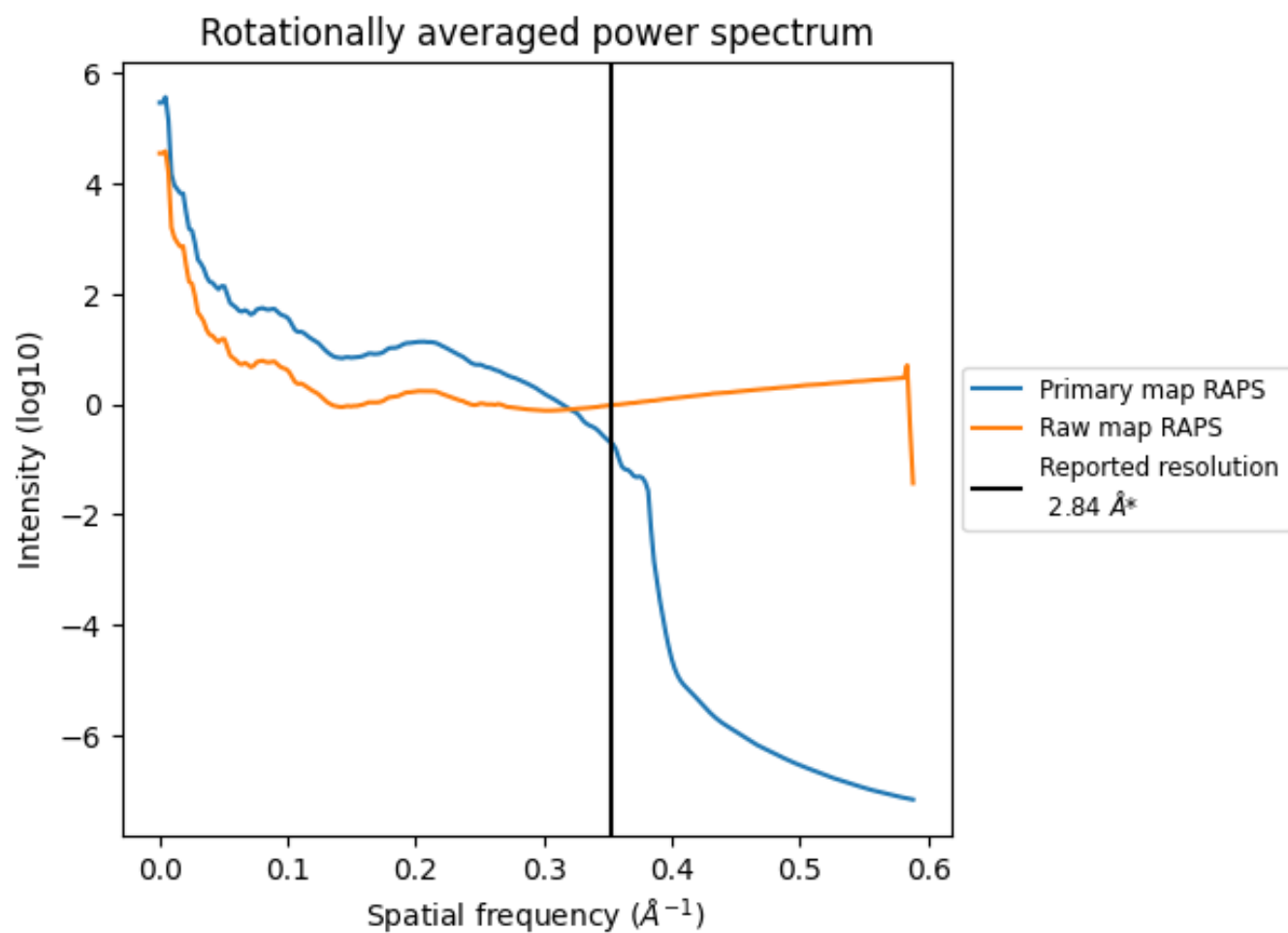
7.2 Volume estimate [i](#)



The volume at the recommended contour level is 816 nm^3 ; this corresponds to an approximate mass of 737 kDa.

The volume estimate graph shows how the enclosed volume varies with the contour level. The recommended contour level is shown as a vertical line and the intersection between the line and the curve gives the volume of the enclosed surface at the given level.

7.3 Rotationally averaged power spectrum ⓘ

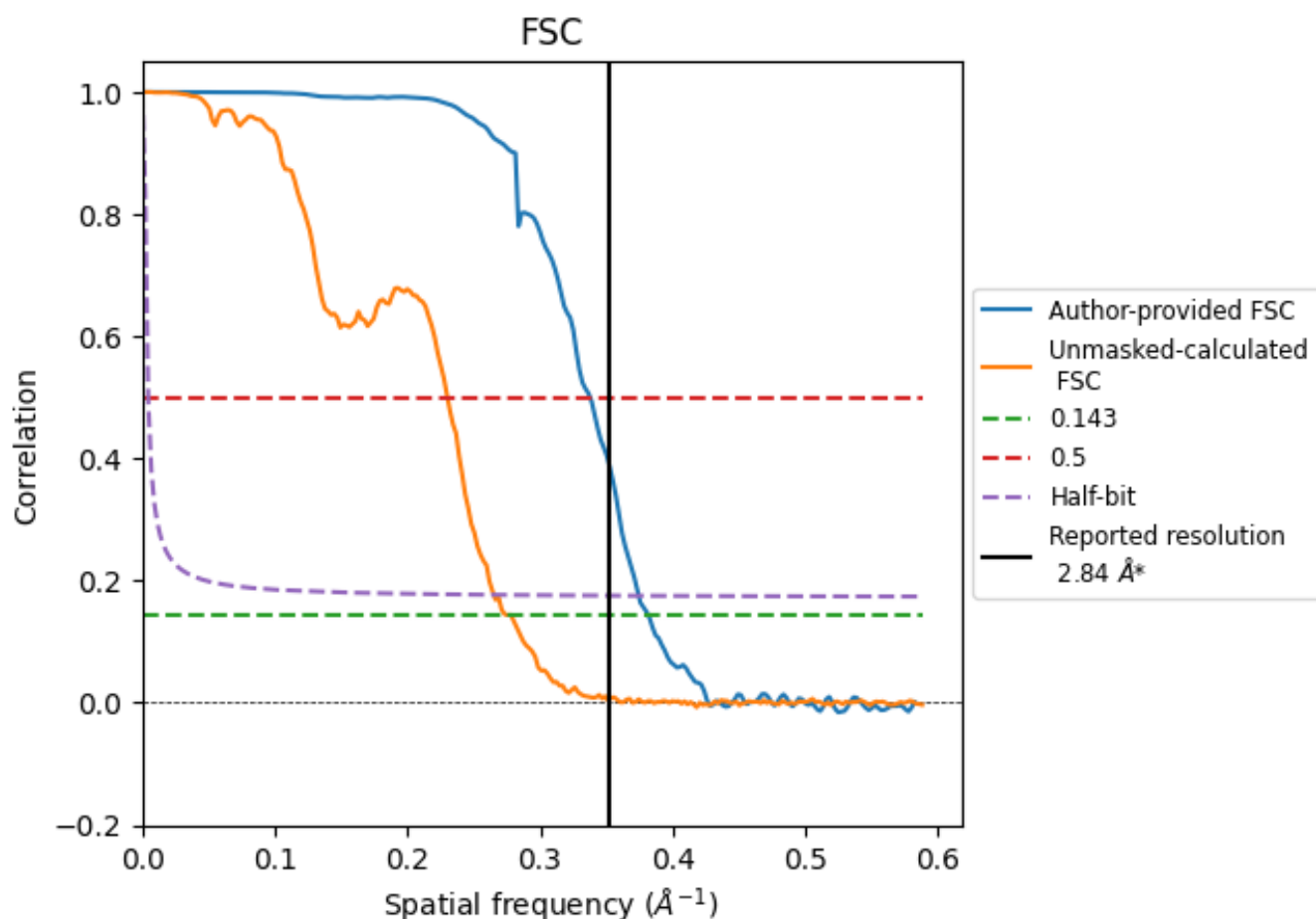


*Reported resolution corresponds to spatial frequency of 0.352 \AA^{-1}

8 Fourier-Shell correlation [i](#)

Fourier-Shell Correlation (FSC) is the most commonly used method to estimate the resolution of single-particle and subtomogram-averaged maps. The shape of the curve depends on the imposed symmetry, mask and whether or not the two 3D reconstructions used were processed from a common reference. The reported resolution is shown as a black line. A curve is displayed for the half-bit criterion in addition to lines showing the 0.143 gold standard cut-off and 0.5 cut-off.

8.1 FSC [i](#)



*Reported resolution corresponds to spatial frequency of 0.352 \AA^{-1}

8.2 Resolution estimates [i](#)

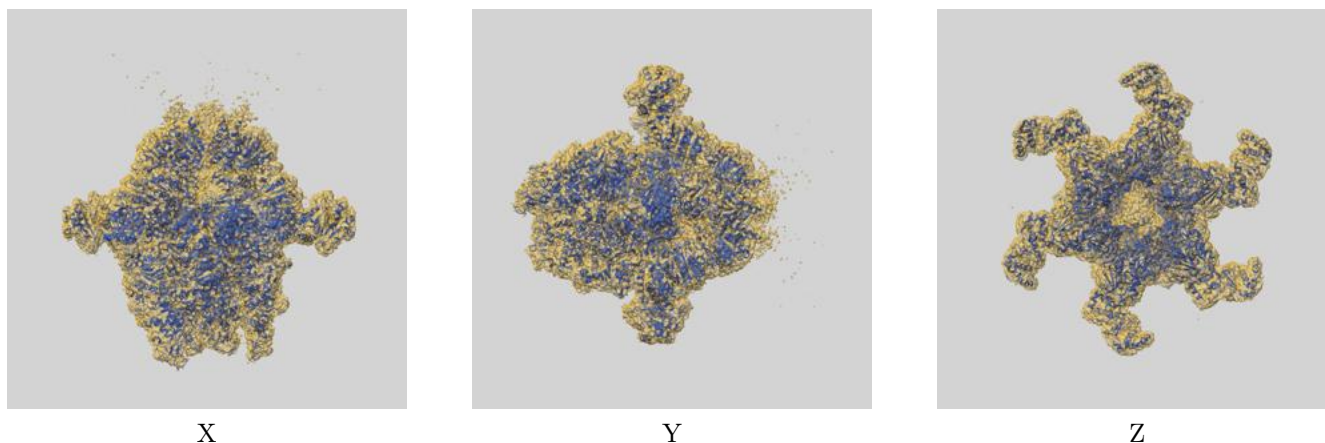
Resolution estimate (Å)	Estimation criterion (FSC cut-off)		
	0.143	0.5	Half-bit
Reported by author	2.84	-	-
Author-provided FSC curve	2.62	2.96	2.67
Unmasked-calculated*	3.59	4.35	3.77

*Resolution estimate based on FSC curve calculated by comparison of deposited half-maps. The value from deposited half-maps intersecting FSC 0.143 CUT-OFF 3.59 differs from the reported value 2.84 by more than 10 %

9 Map-model fit [i](#)

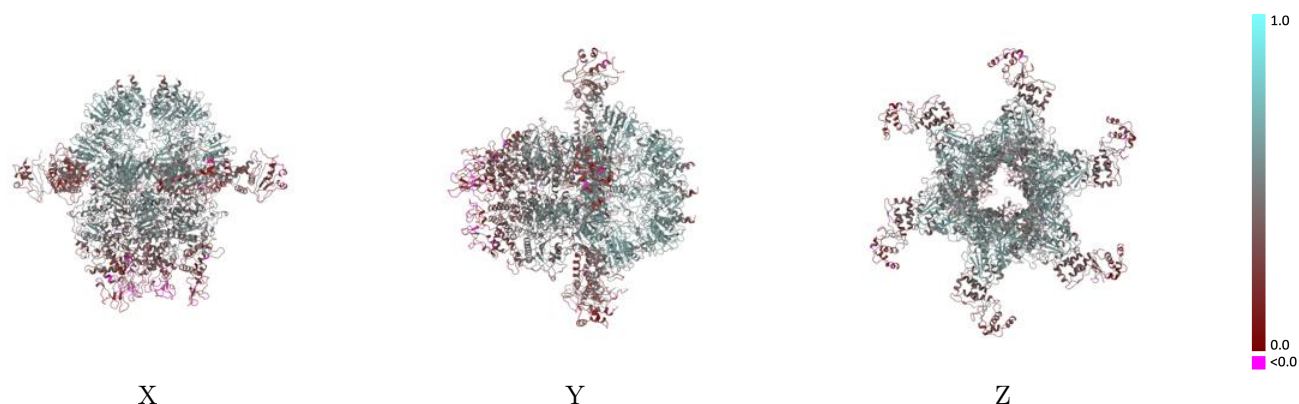
This section contains information regarding the fit between EMDB map EMD-60126 and PDB model 8ZIQ. Per-residue inclusion information can be found in section [3](#) on page [6](#).

9.1 Map-model overlay [i](#)




The images above show the 3D surface view of the map at the recommended contour level 0.0219 at 50% transparency in yellow overlaid with a ribbon representation of the model coloured in blue. These images allow for the visual assessment of the quality of fit between the atomic model and the map.

9.2 Q-score mapped to coordinate model [i](#)



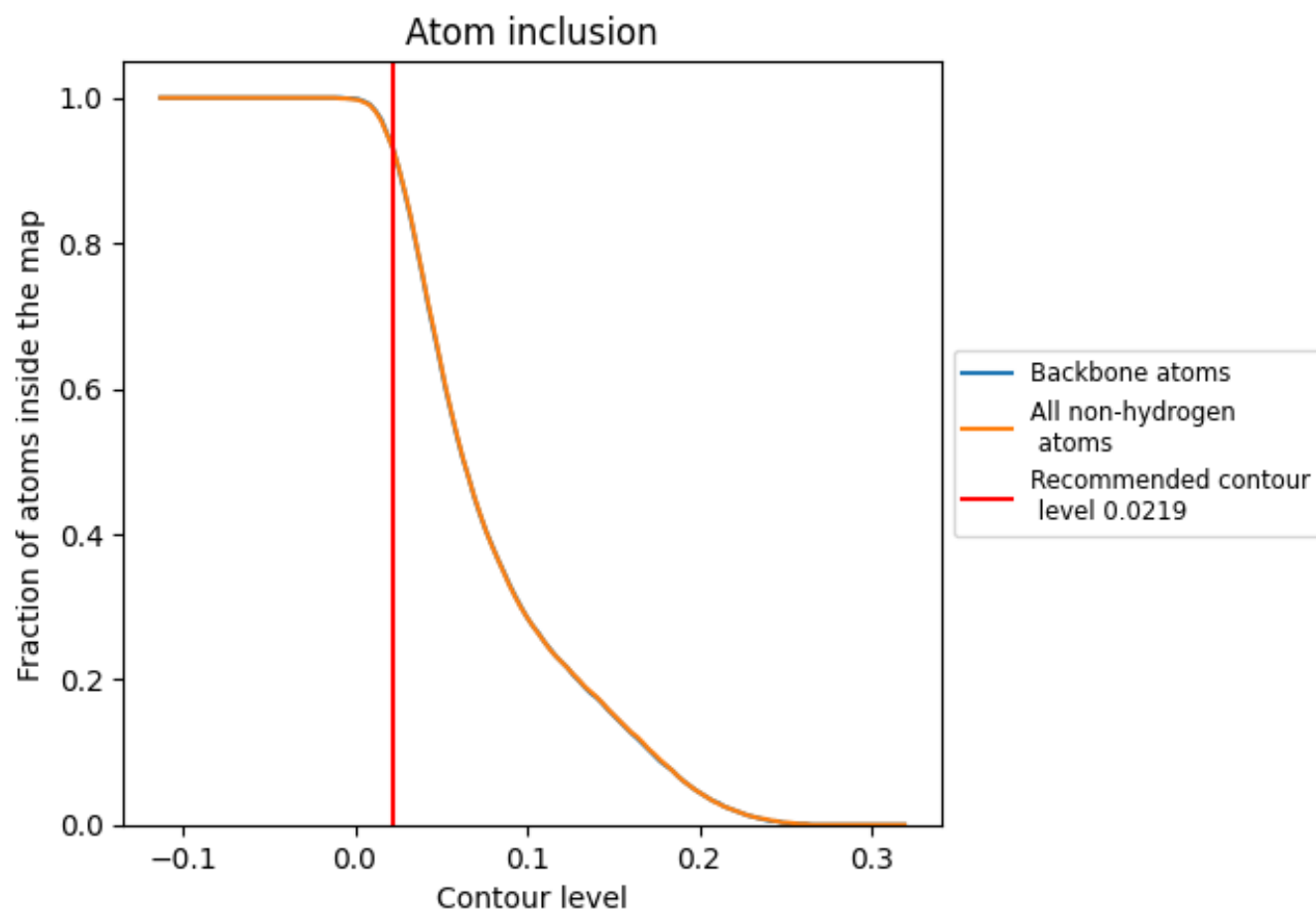
The images above show the model with each residue coloured according to its Q-score. This shows their resolvability in the map with higher Q-score values reflecting better resolvability. Please note: Q-score is calculating the resolvability of atoms, and thus high values are only expected at resolutions at which atoms can be resolved. Low Q-score values may therefore be expected for many entries.

9.3 Atom inclusion mapped to coordinate model [i](#)



The images above show the model with each residue coloured according to its atom inclusion. This shows to what extent they are inside the map at the recommended contour level (0.0219).







































9.4 Atom inclusion [i](#)



At the recommended contour level, 93% of all backbone atoms, 93% of all non-hydrogen atoms, are inside the map.

9.5 Map-model fit summary

The table lists the average atom inclusion at the recommended contour level (0.0219) and Q-score for the entire model and for each chain.

Chain	Atom inclusion	Q-score
All	 0.9320	 0.4420
A	 0.9360	 0.4260
B	 0.9820	 0.5550
C	 0.9310	 0.4280
D	 0.9800	 0.5520
E	 0.9370	 0.4190
F	 0.9780	 0.5450
G	 0.9200	 0.4210
H	 0.9830	 0.5490
I	 0.9300	 0.4200
J	 0.9710	 0.5460
K	 0.9360	 0.4390
L	 0.9780	 0.5490
M	 0.9310	 0.4310
N	 0.9170	 0.4060
O	 0.9400	 0.4420
P	 0.9060	 0.3870
Q	 0.9290	 0.4370
R	 0.9180	 0.4090

