



Full wwPDB EM Validation Report ⓘ

Jun 17, 2025 – 09:55 AM JST

PDB ID : 8ZDL / pdb_00008zdl
EMDB ID : EMD-39989
Title : Cryo-EM structure of Mycobacteriophage Douge genome-free connector (gp5, gp9, gp10, gp12 and gp13)
Authors : Maharana, J.; Wang, C.H.; Tsai, L.A.; Lowary, T.L.; Ho, M.C.
Deposited on : 2024-05-02
Resolution : 3.78 Å(reported)

This is a Full wwPDB EM Validation Report for a publicly released PDB entry.

We welcome your comments at validation@mail.wwpdb.org

A user guide is available at

<https://www.wwpdb.org/validation/2017/EMValidationReportHelp>
with specific help available everywhere you see the ⓘ symbol.

The types of validation reports are described at

<http://www.wwpdb.org/validation/2017/FAQs#types>.

The following versions of software and data (see [references ⓘ](#)) were used in the production of this report:

EMDB validation analysis : 0.0.1.dev118
MolProbity : 4-5-2 with Phenix2.0rc1
Percentile statistics : 20231227.v01 (using entries in the PDB archive December 27th 2023)
MapQ : 1.9.13
Ideal geometry (proteins) : Engh & Huber (2001)
Ideal geometry (DNA, RNA) : Parkinson et al. (1996)
Validation Pipeline (wwPDB-VP) : 2.44

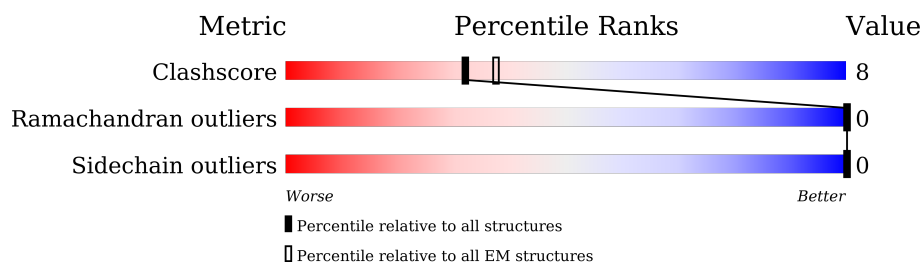
1 Overall quality at a glance

The following experimental techniques were used to determine the structure:

ELECTRON MICROSCOPY

The reported resolution of this entry is 3.78 Å.

Percentile scores (ranging between 0-100) for global validation metrics of the entry are shown in the following graphic. The table shows the number of entries on which the scores are based.



Metric	Whole archive (#Entries)	EM structures (#Entries)
Clashscore	210492	15764
Ramachandran outliers	207382	16835
Sidechain outliers	206894	16415

The table below summarises the geometric issues observed across the polymeric chains and their fit to the map. The red, orange, yellow and green segments of the bar indicate the fraction of residues that contain outliers for ≥ 3 , 2, 1 and 0 types of geometric quality criteria respectively. A grey segment represents the fraction of residues that are not modelled. The numeric value for each fraction is indicated below the corresponding segment, with a dot representing fractions $\leq 5\%$. The upper red bar (where present) indicates the fraction of residues that have poor fit to the EM map (all-atom inclusion $< 40\%$). The numeric value is given above the bar.

Mol	Chain	Length	Quality of chain
1	A	545	 17% 75% 18% 7%
1	B	545	 13% 74% 19% 7%
1	C	545	 17% 75% 18% 7%
1	D	545	 14% 75% 18% 7%
1	E	545	 17% 75% 18% 7%
1	F	545	 14% 75% 18% 7%
1	G	545	 17% 76% 17% 7%
1	H	545	 13% 76% 17% 7%

Continued on next page...

Continued from previous page...

Mol	Chain	Length	Quality of chain
1	I	545	
1	J	545	
1	K	545	
1	L	545	
2	M	112	
2	N	112	
2	O	112	
2	P	112	
2	Q	112	
2	R	112	
3	S	300	
3	T	300	
3	U	300	
3	V	300	
3	W	300	
3	X	300	
4	a	154	
4	b	154	
4	c	154	
4	d	154	
4	e	154	
4	f	154	
4	g	154	
4	h	154	
4	i	154	

Continued on next page...

Continued from previous page...

Mol	Chain	Length	Quality of chain
4	j	154	
4	k	154	
4	l	154	
5	m	167	
5	n	167	
5	o	167	
5	p	167	
5	q	167	
5	r	167	

2 Entry composition

There are 5 unique types of molecules in this entry. The entry contains 87390 atoms, of which 0 are hydrogens and 0 are deuteriums.

In the tables below, the AltConf column contains the number of residues with at least one atom in alternate conformation and the Trace column contains the number of residues modelled with at most 2 atoms.

- Molecule 1 is a protein called Protal Protein (gp5).

Mol	Chain	Residues	Atoms					AltConf	Trace
1	A	506	Total 3992	C 2516	N 698	O 766	S 12	0	0
1	B	506	Total 3992	C 2516	N 698	O 766	S 12	0	0
1	C	506	Total 3992	C 2516	N 698	O 766	S 12	0	0
1	D	506	Total 3992	C 2516	N 698	O 766	S 12	0	0
1	E	506	Total 3992	C 2516	N 698	O 766	S 12	0	0
1	F	506	Total 3992	C 2516	N 698	O 766	S 12	0	0
1	G	506	Total 3992	C 2516	N 698	O 766	S 12	0	0
1	H	506	Total 3992	C 2516	N 698	O 766	S 12	0	0
1	I	506	Total 3992	C 2516	N 698	O 766	S 12	0	0
1	J	506	Total 3992	C 2516	N 698	O 766	S 12	0	0
1	K	506	Total 3992	C 2516	N 698	O 766	S 12	0	0
1	L	506	Total 3992	C 2516	N 698	O 766	S 12	0	0

- Molecule 2 is a protein called Stopper Protein (gp10).

Mol	Chain	Residues	Atoms					AltConf	Trace
2	M	110	Total 862	C 536	N 160	O 165	S 1	0	0
2	N	110	Total 862	C 536	N 160	O 165	S 1	0	0
2	O	110	Total 862	C 536	N 160	O 165	S 1	0	0

Continued on next page...

Continued from previous page...

Mol	Chain	Residues	Atoms					AltConf	Trace
2	P	110	Total	C	N	O	S	0	0
			862	536	160	165	1		
2	Q	110	Total	C	N	O	S	0	0
			862	536	160	165	1		
2	R	110	Total	C	N	O	S	0	0
			862	536	160	165	1		

- Molecule 3 is a protein called Tail Tube Protein (gp13).

Mol	Chain	Residues	Atoms					AltConf	Trace
3	S	299	Total	C	N	O	S	0	0
			2256	1438	367	448	3		
3	T	299	Total	C	N	O	S	0	0
			2256	1438	367	448	3		
3	U	299	Total	C	N	O	S	0	0
			2256	1438	367	448	3		
3	V	299	Total	C	N	O	S	0	0
			2256	1438	367	448	3		
3	W	299	Total	C	N	O	S	0	0
			2256	1438	367	448	3		
3	X	299	Total	C	N	O	S	0	0
			2256	1438	367	448	3		

- Molecule 4 is a protein called Adaptor Protein (gp9).

Mol	Chain	Residues	Atoms					AltConf	Trace
4	a	137	Total	C	N	O	S	0	0
			1067	673	188	202	4		
4	b	137	Total	C	N	O	S	0	0
			1067	673	188	202	4		
4	c	137	Total	C	N	O	S	0	0
			1067	673	188	202	4		
4	d	137	Total	C	N	O	S	0	0
			1067	673	188	202	4		
4	e	137	Total	C	N	O	S	0	0
			1067	673	188	202	4		
4	f	137	Total	C	N	O	S	0	0
			1067	673	188	202	4		
4	g	137	Total	C	N	O	S	0	0
			1067	673	188	202	4		
4	h	137	Total	C	N	O	S	0	0
			1067	673	188	202	4		

Continued on next page...

Continued from previous page...

Mol	Chain	Residues	Atoms					AltConf	Trace
4	i	137	Total	C	N	O	S	0	0
			1067	673	188	202	4		
4	j	137	Total	C	N	O	S	0	0
			1067	673	188	202	4		
4	k	137	Total	C	N	O	S	0	0
			1067	673	188	202	4		
4	l	137	Total	C	N	O	S	0	0
			1067	673	188	202	4		

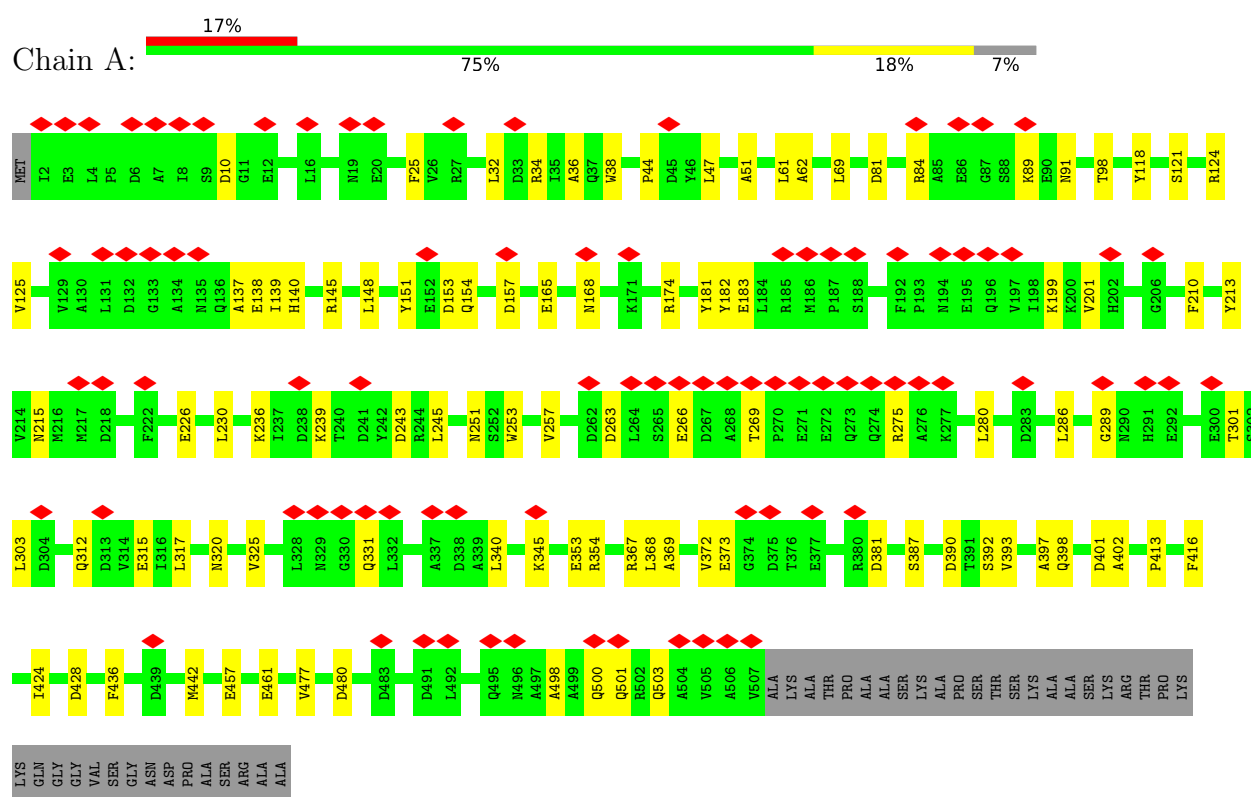
- Molecule 5 is a protein called Terminator Protein (gp12).

Mol	Chain	Residues	Atoms					AltConf	Trace
5	m	164	Total	C	N	O	S	0	0
			1329	853	221	245	10		
5	n	164	Total	C	N	O	S	0	0
			1329	853	221	245	10		
5	o	164	Total	C	N	O	S	0	0
			1329	853	221	245	10		
5	p	164	Total	C	N	O	S	0	0
			1329	853	221	245	10		
5	q	164	Total	C	N	O	S	0	0
			1329	853	221	245	10		
5	r	164	Total	C	N	O	S	0	0
			1329	853	221	245	10		

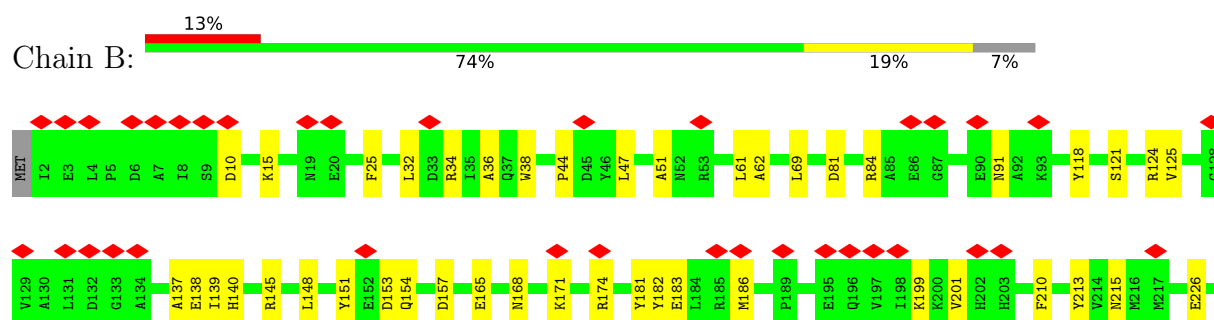
3 Residue-property plots

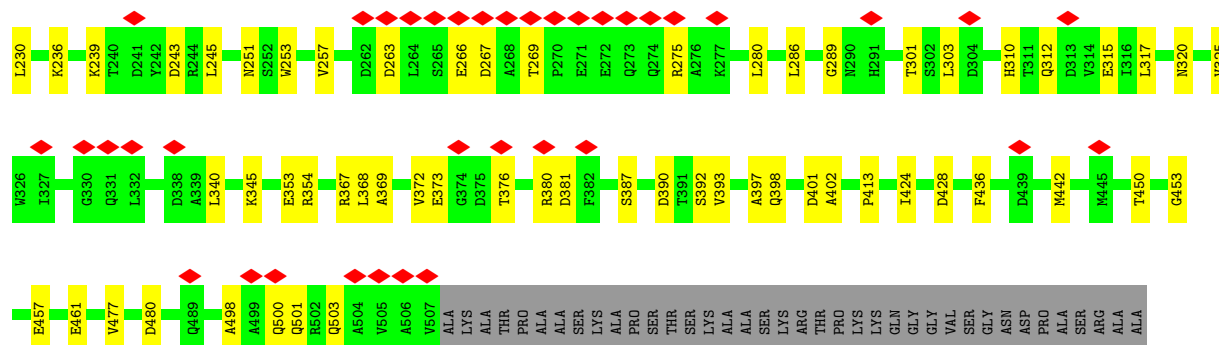
These plots are drawn for all protein, RNA, DNA and oligosaccharide chains in the entry. The first graphic for a chain summarises the proportions of the various outlier classes displayed in the second graphic. The second graphic shows the sequence view annotated by issues in geometry and atom inclusion in map density. Residues are color-coded according to the number of geometric quality criteria for which they contain at least one outlier: green = 0, yellow = 1, orange = 2 and red = 3 or more. A red diamond above a residue indicates a poor fit to the EM map for this residue (all-atom inclusion < 40%). Stretches of 2 or more consecutive residues without any outlier are shown as a green connector. Residues present in the sample, but not in the model, are shown in grey.

• Molecule 1: Protal Protein (gp5)

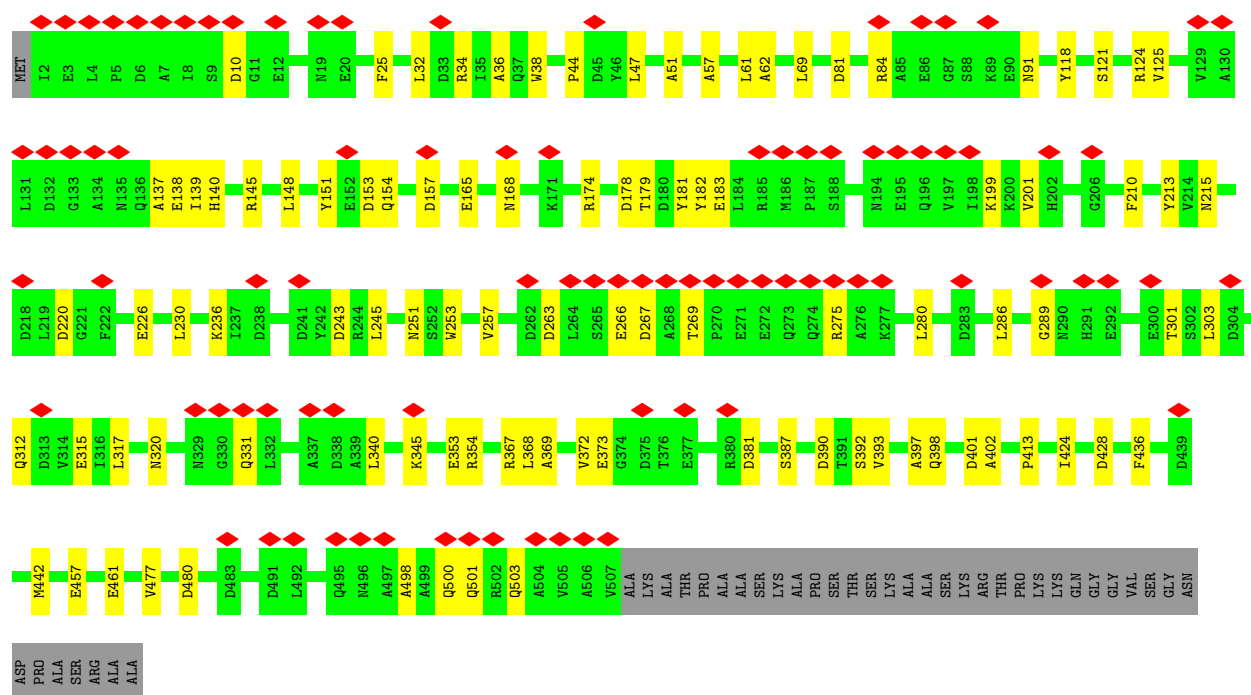
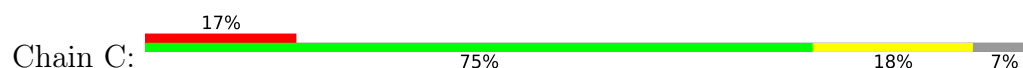


• Molecule 1: Protal Protein (gp5)

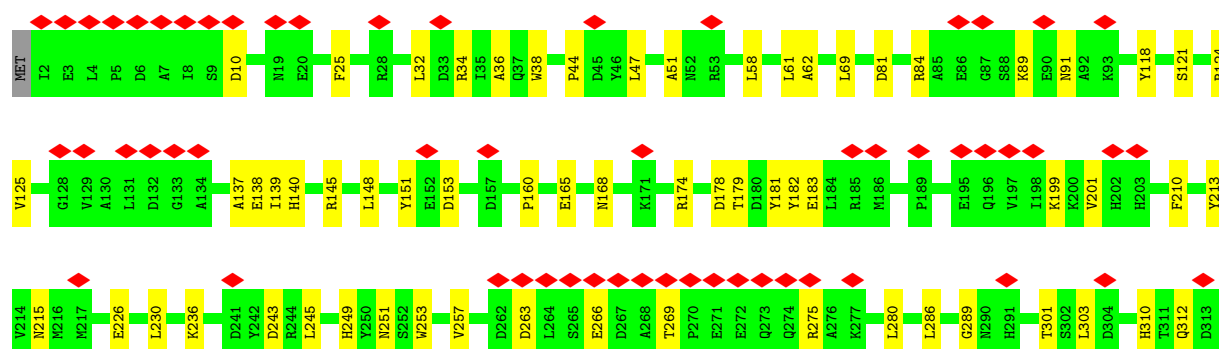
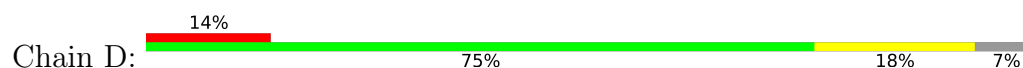


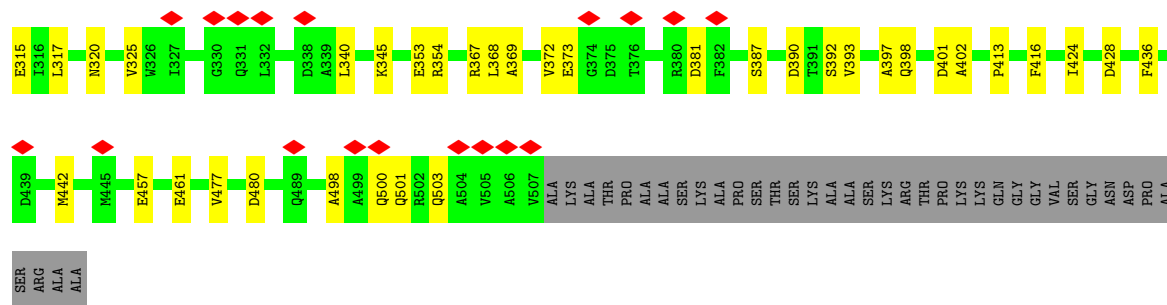


• Molecule 1: Protal Protein (gp5)

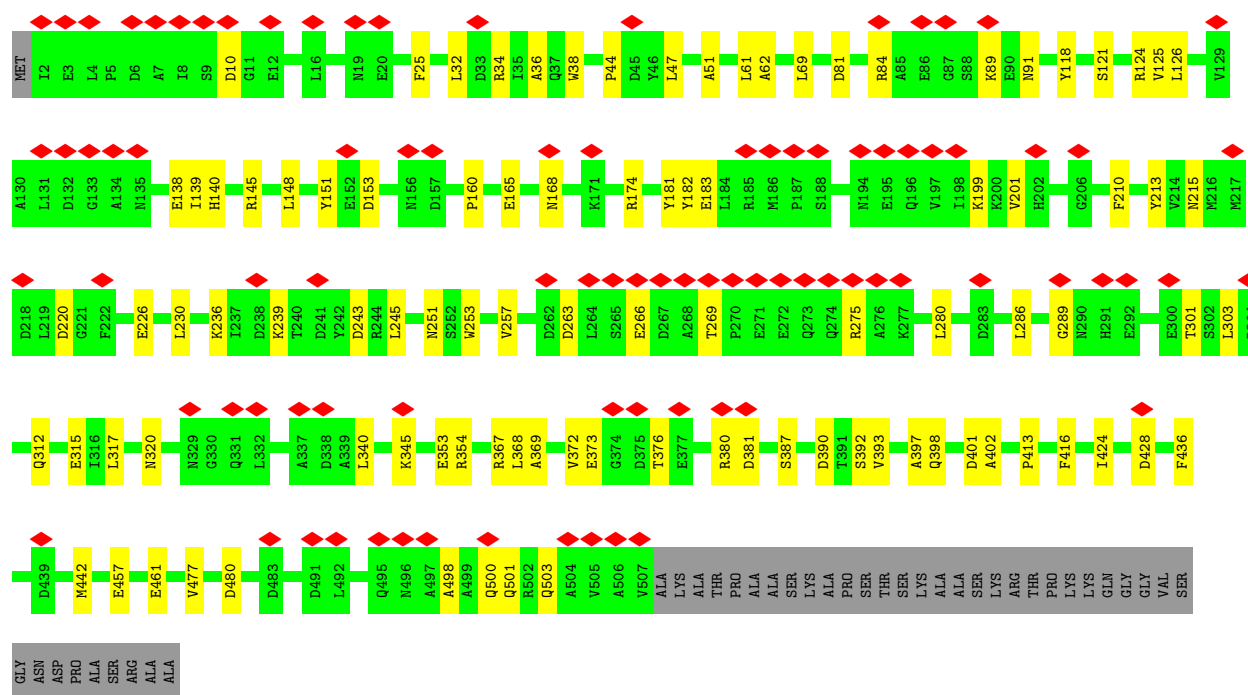
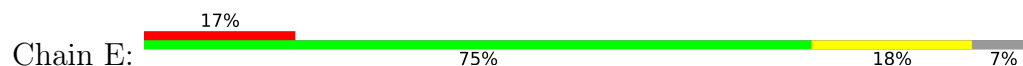


• Molecule 1: Protal Protein (gp5)

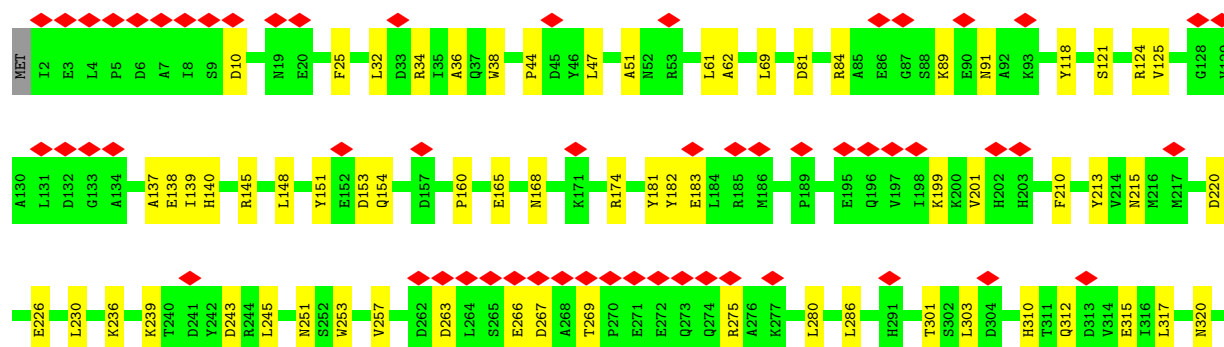
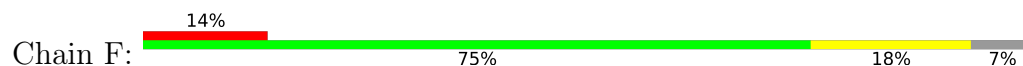


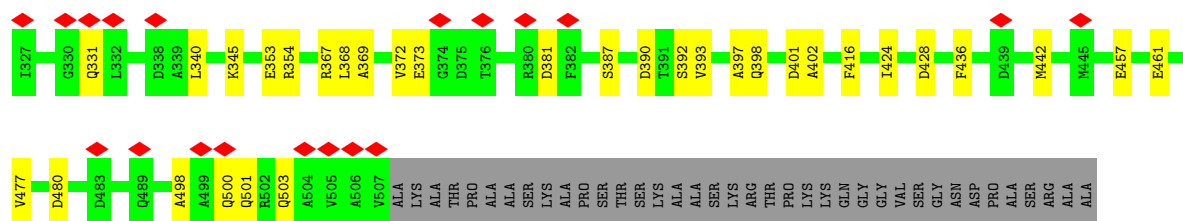


- Molecule 1: Protal Protein (gp5)

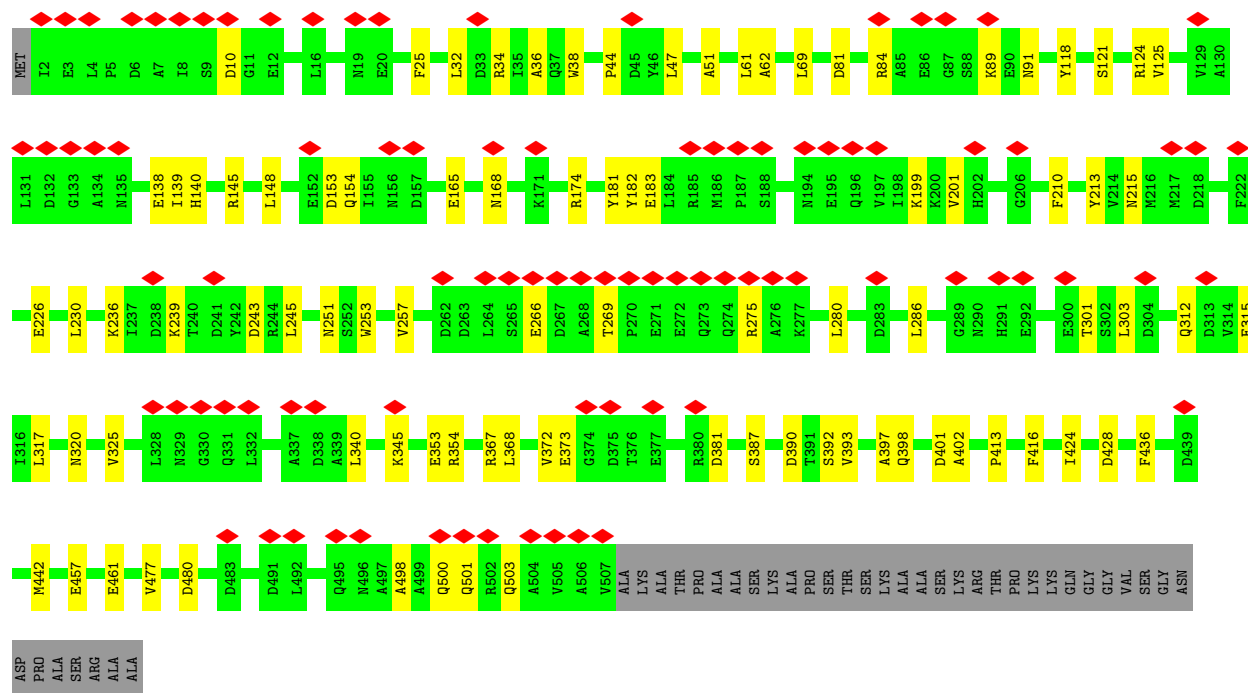
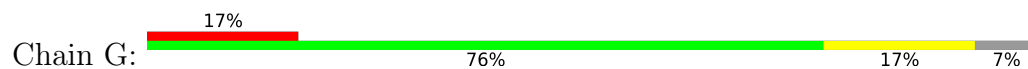


- Molecule 1: Protal Protein (gp5)

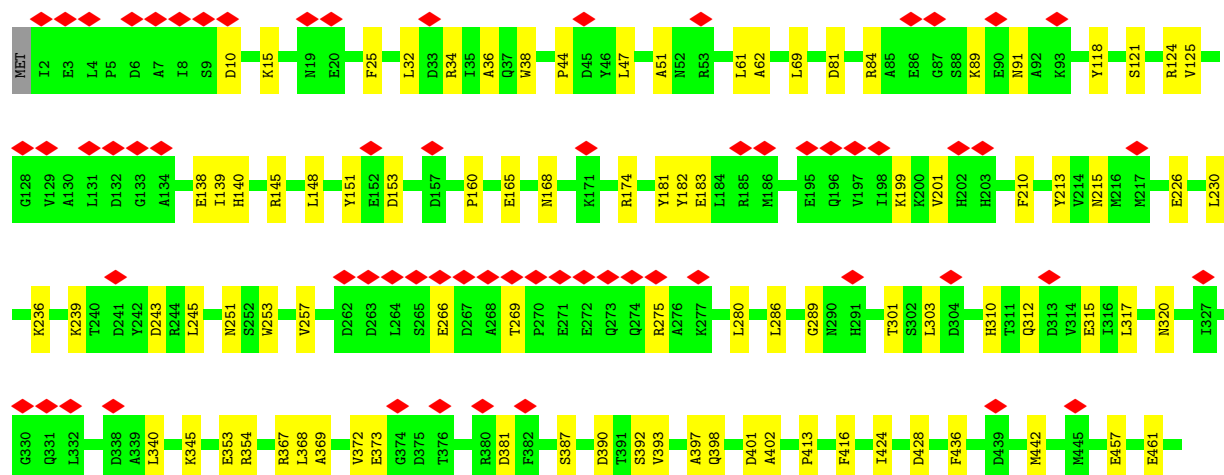
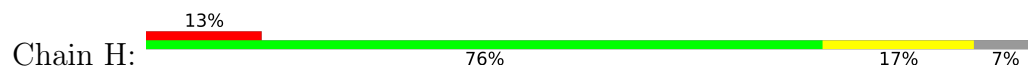





• Molecule 1: Protal Protein (gp5)

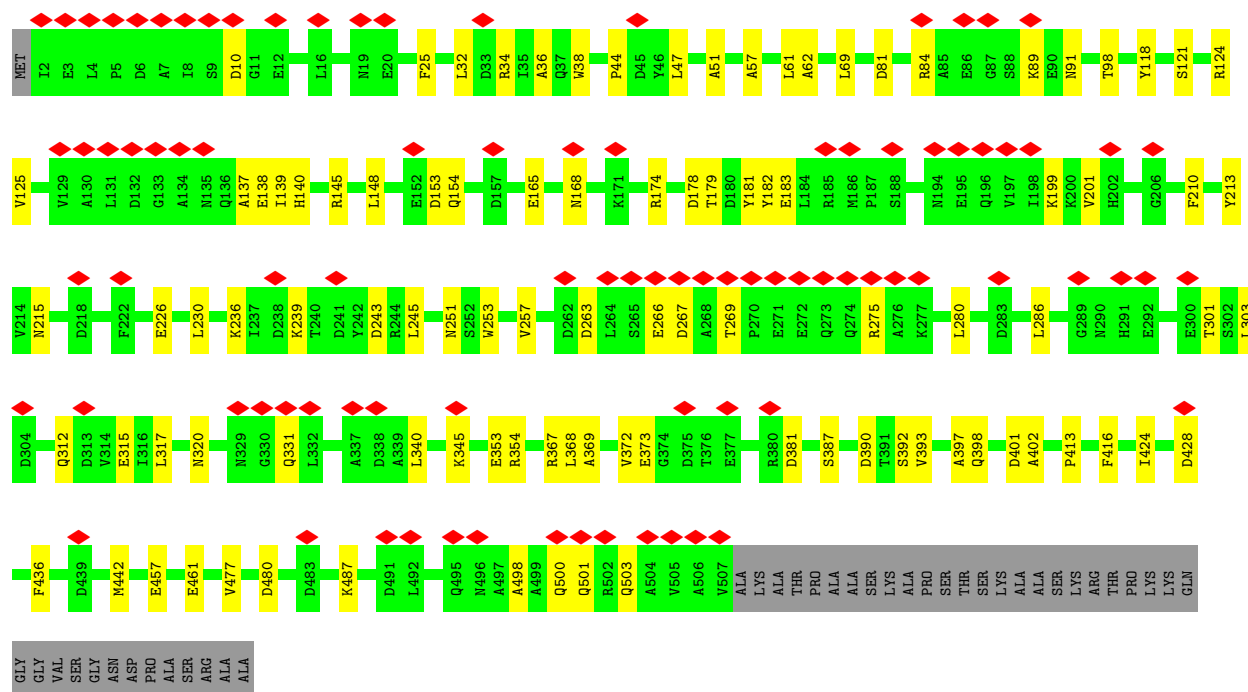
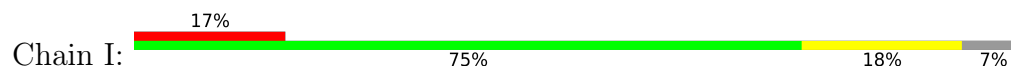


• Molecule 1: Protal Protein (gp5)

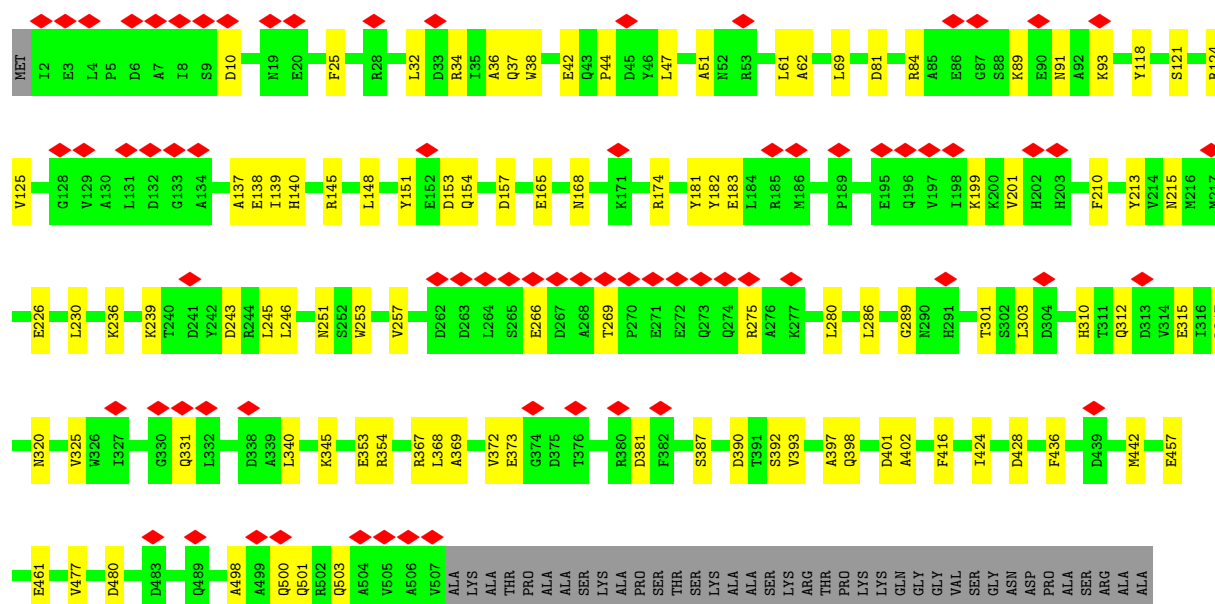


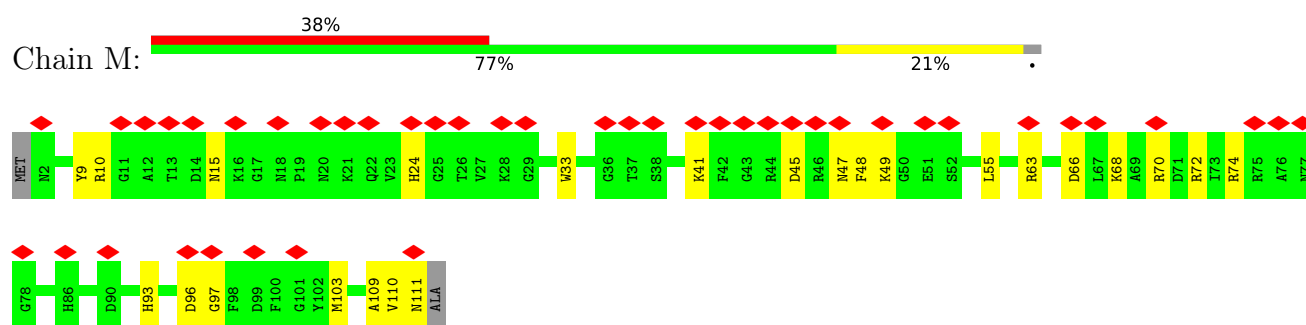


• Molecule 1: Protal Protein (gp5)

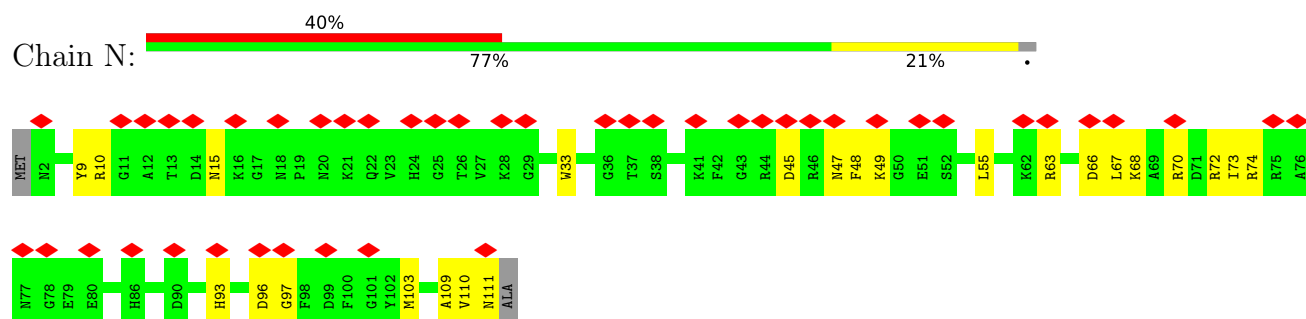


• Molecule 1: Protal Protein (gp5)

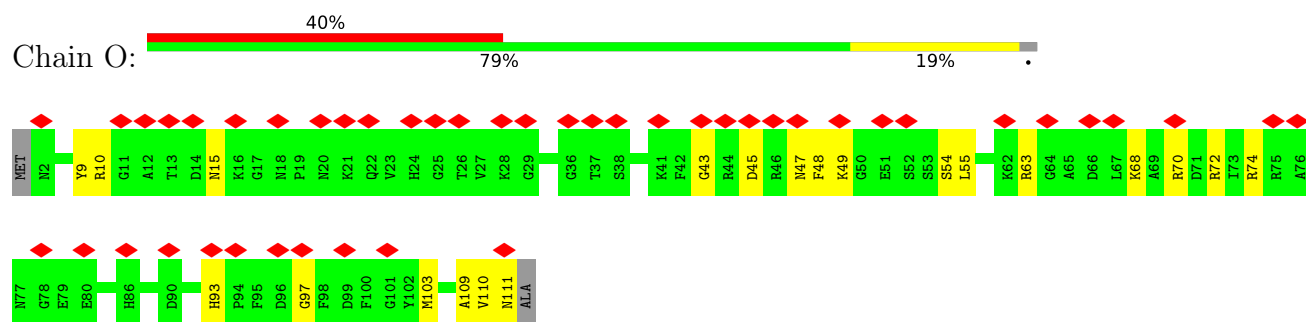




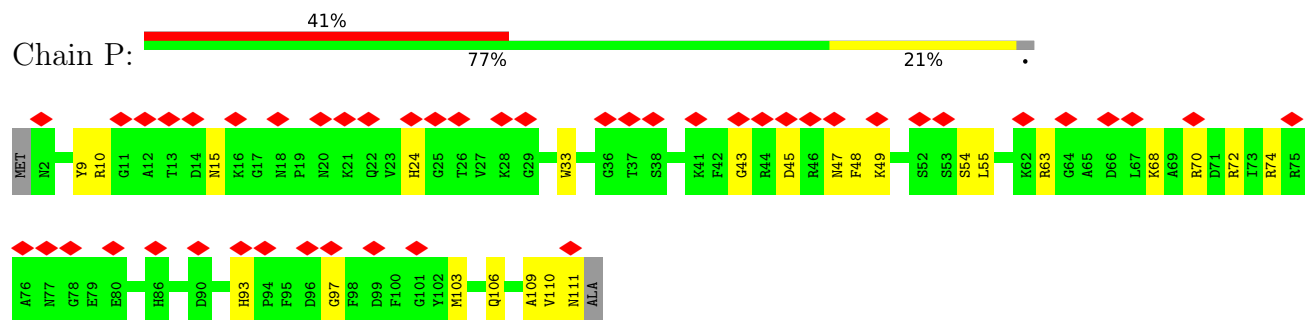
- Molecule 2: Stopper Protein (gp10)



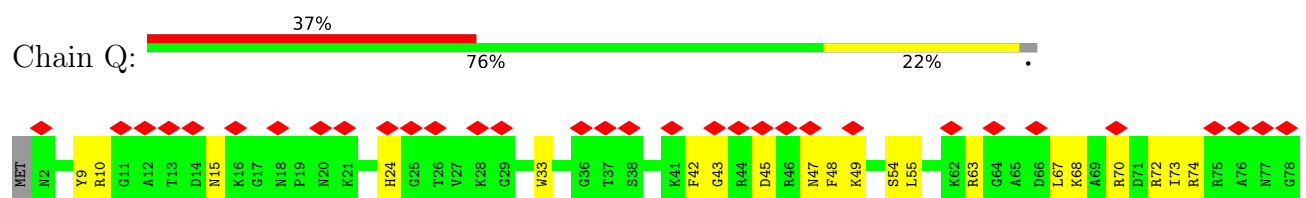
- Molecule 2: Stopper Protein (gp10)



- Molecule 2: Stopper Protein (gp10)

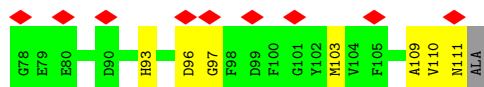
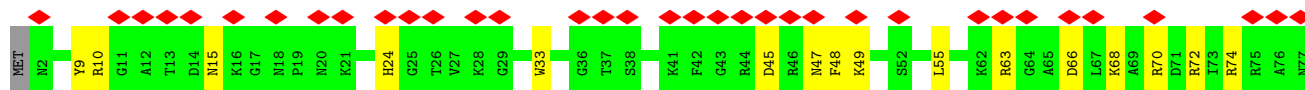
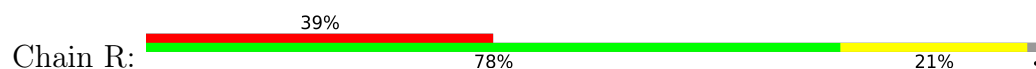


- Molecule 2: Stopper Protein (gp10)

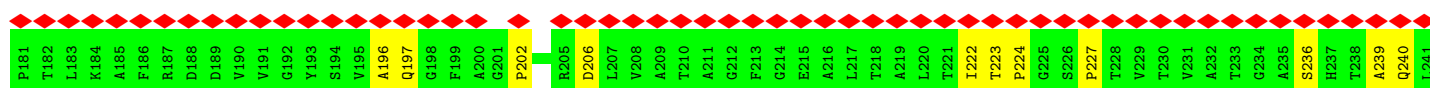
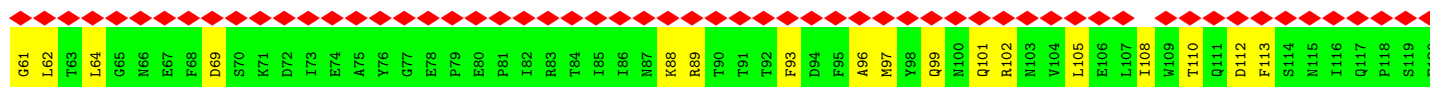
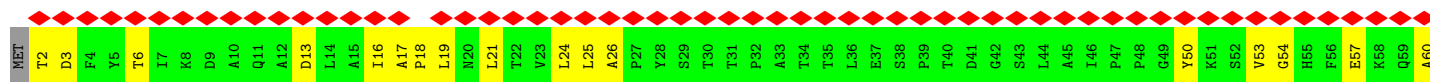
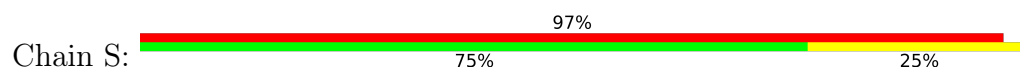




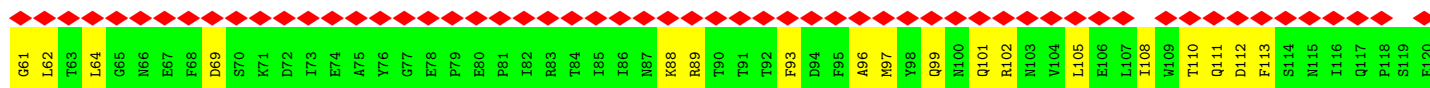
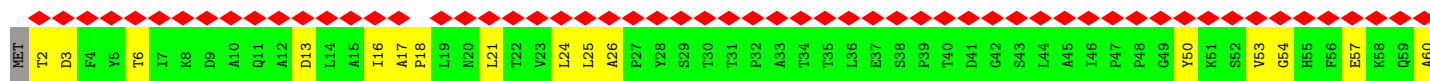
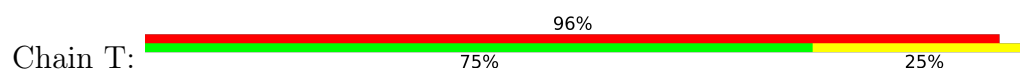
• Molecule 2: Stopper Protein (gp10)

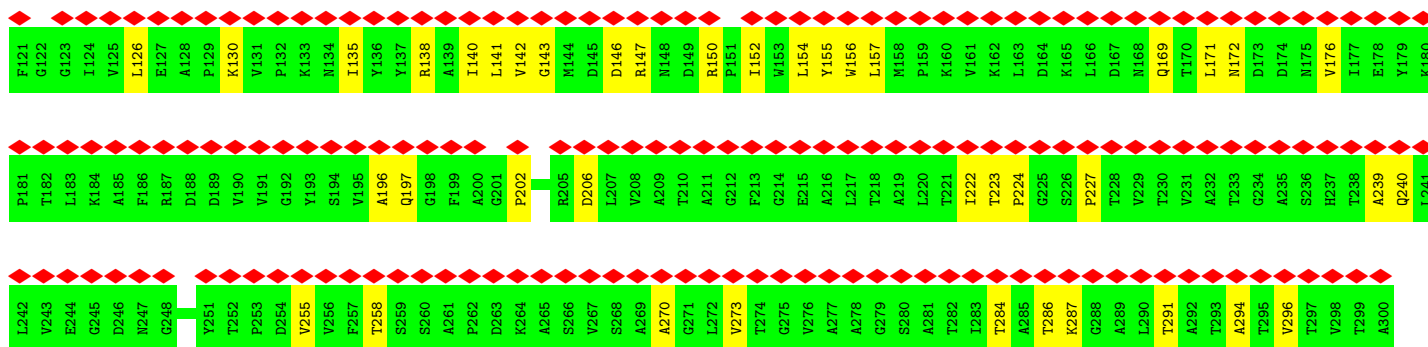


• Molecule 3: Tail Tube Protein (gp13)

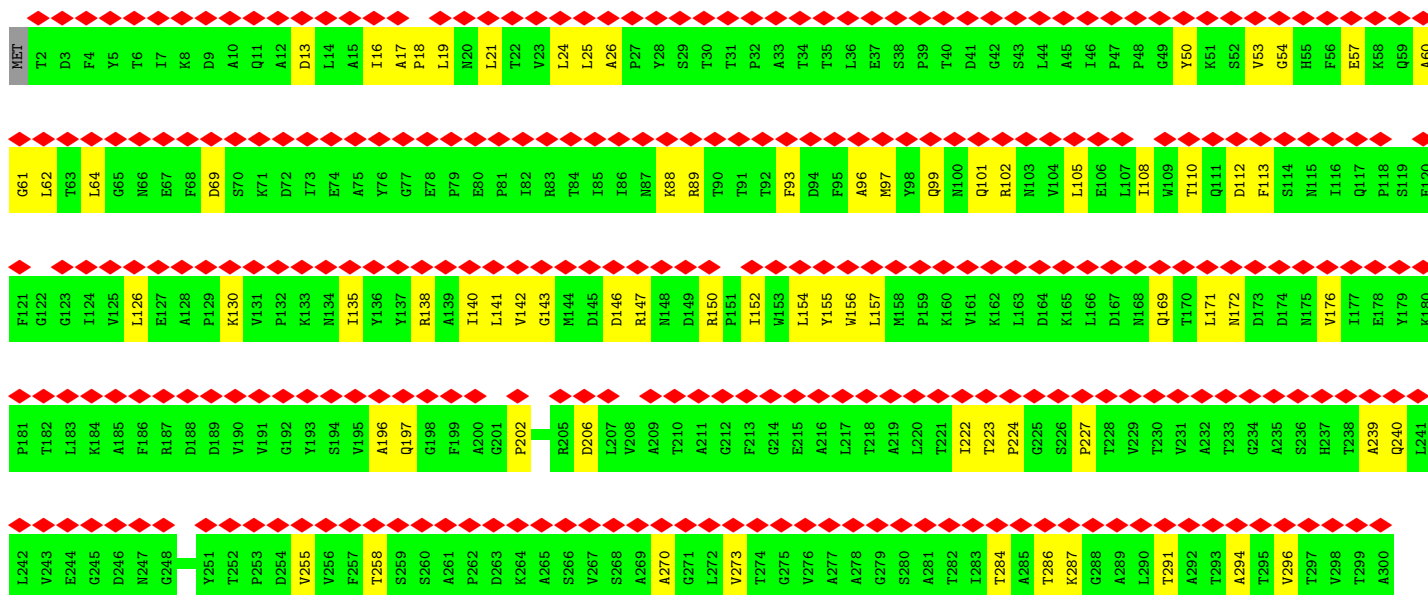
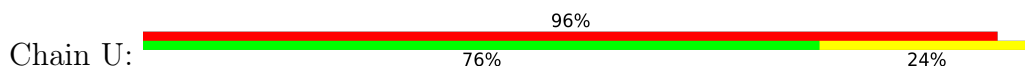


• Molecule 3: Tail Tube Protein (gp13)

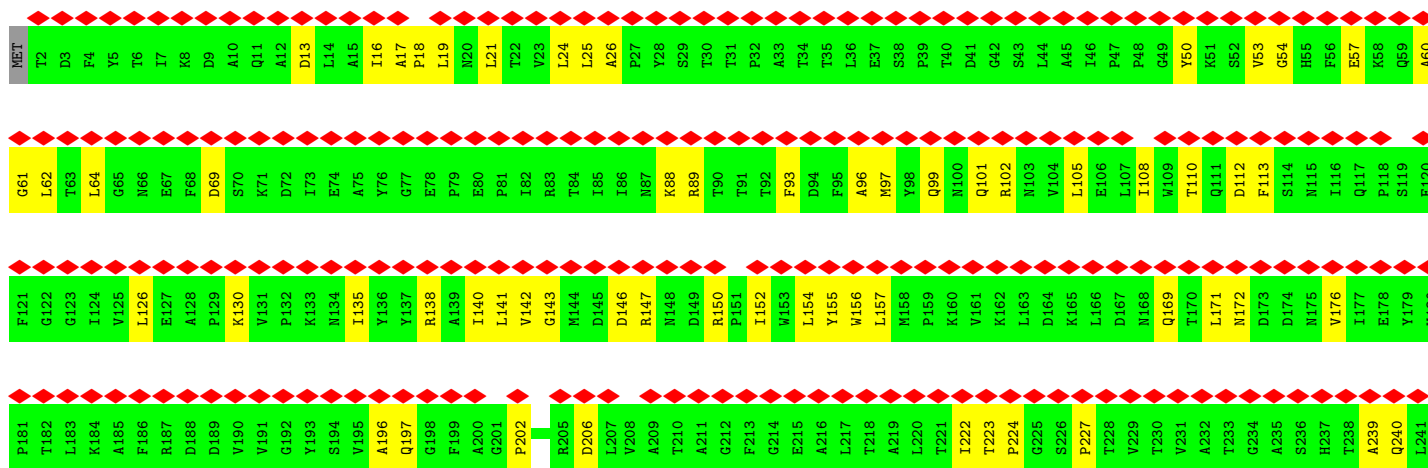
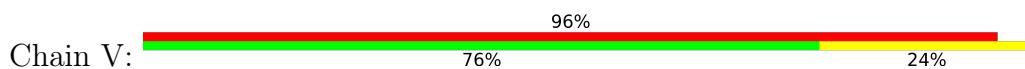




• Molecule 3: Tail Tube Protein (gp13)

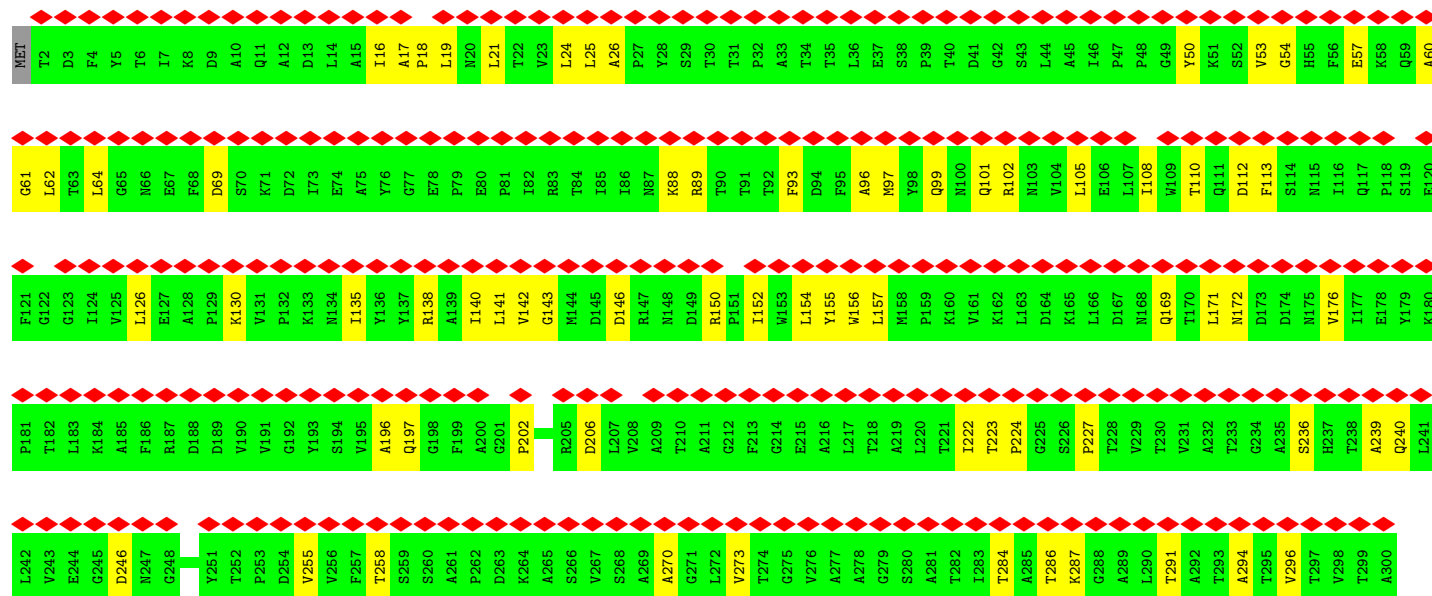
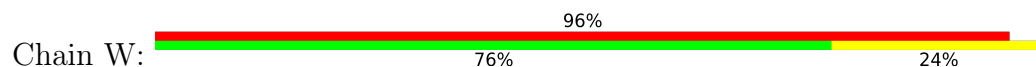


• Molecule 3: Tail Tube Protein (gp13)

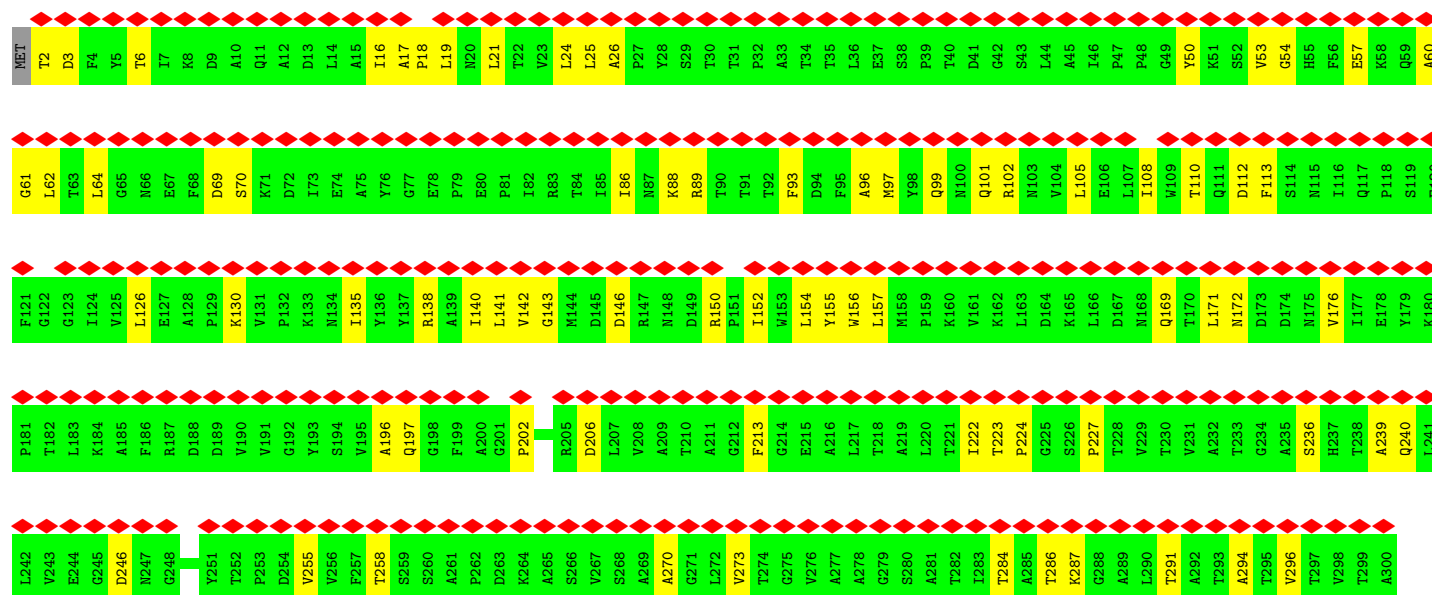
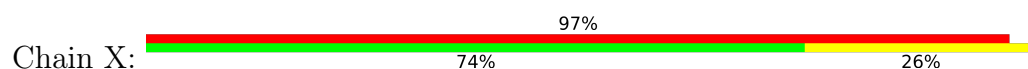




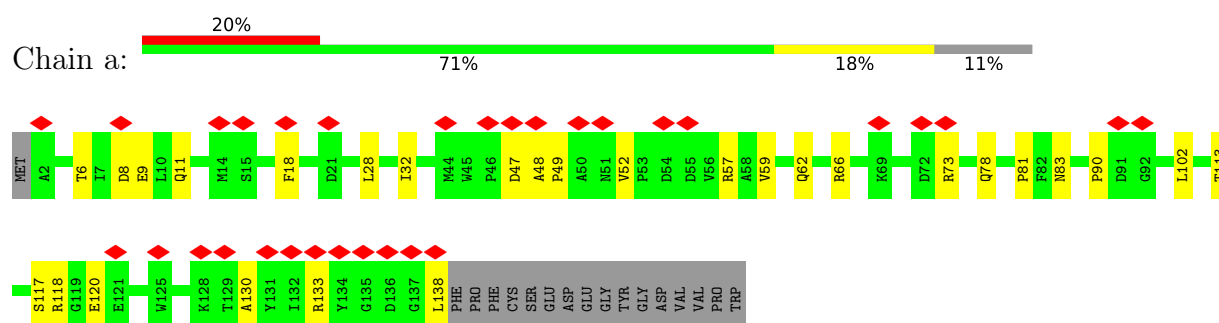
• Molecule 3: Tail Tube Protein (gp13)



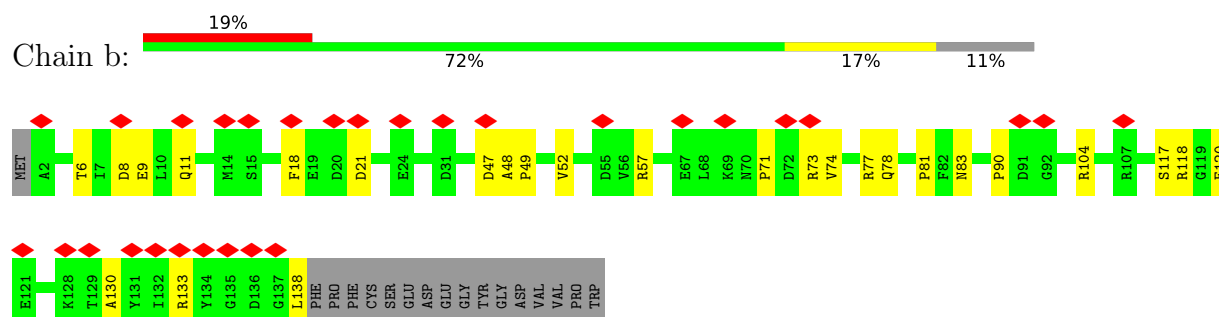
• Molecule 3: Tail Tube Protein (gp13)



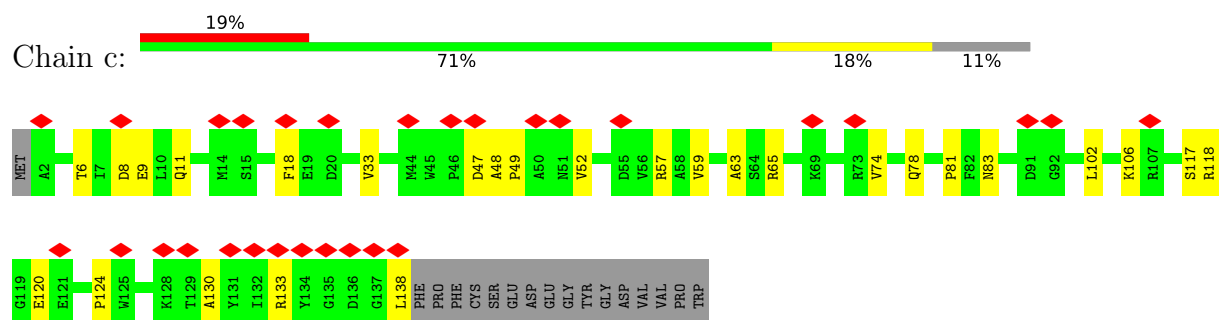
• Molecule 4: Adaptor Protein (gp9)



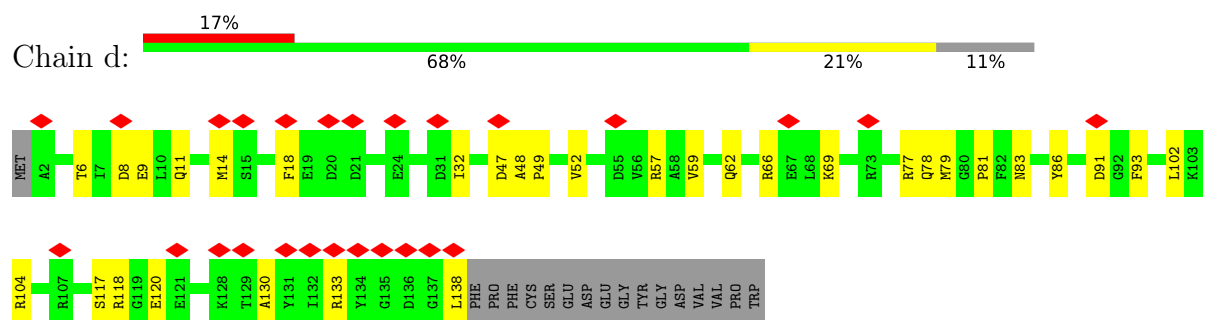
• Molecule 4: Adaptor Protein (gp9)



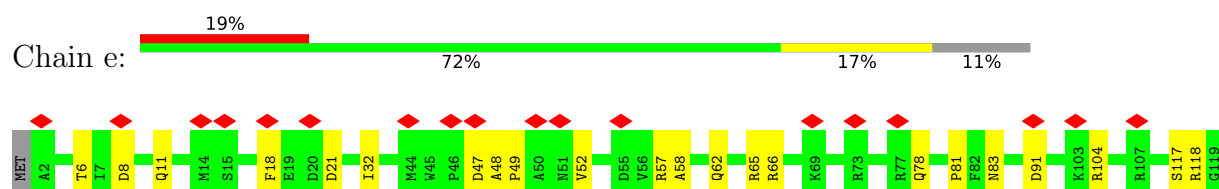
• Molecule 4: Adaptor Protein (gp9)

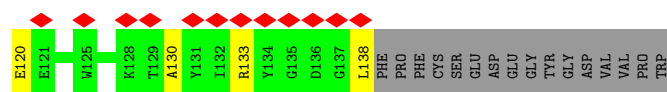


• Molecule 4: Adaptor Protein (gp9)

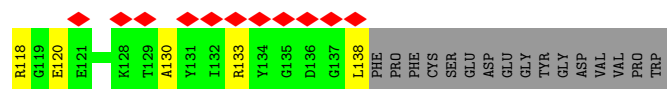
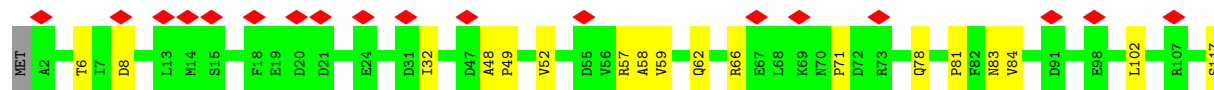
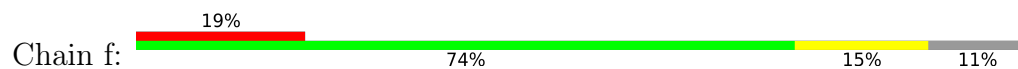


• Molecule 4: Adaptor Protein (gp9)

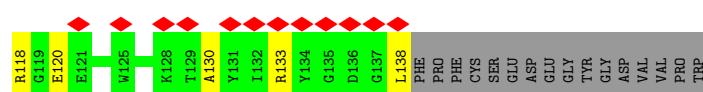
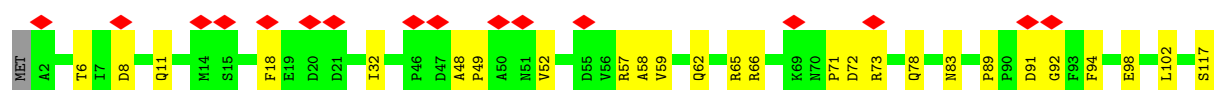




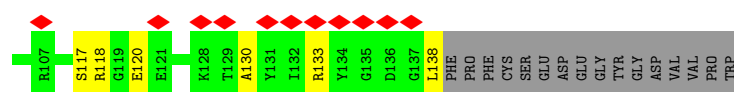
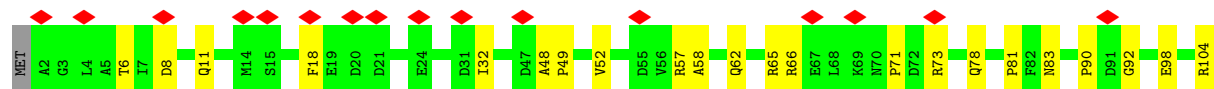
• Molecule 4: Adaptor Protein (gp9)



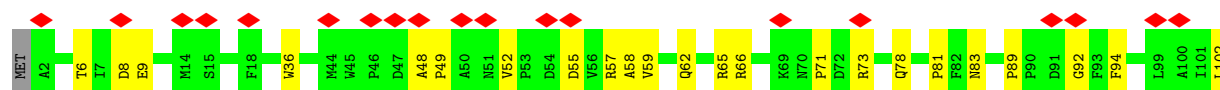
• Molecule 4: Adaptor Protein (gp9)



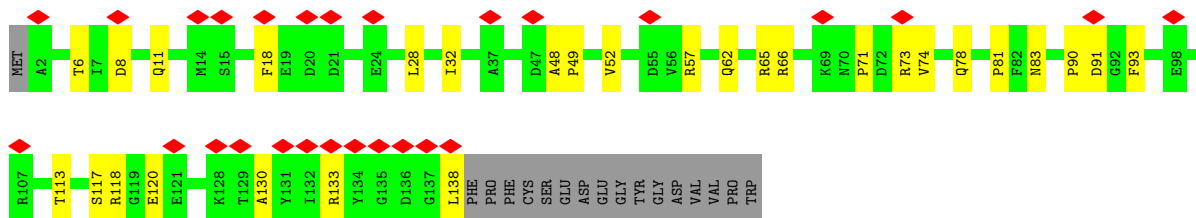
• Molecule 4: Adaptor Protein (gp9)



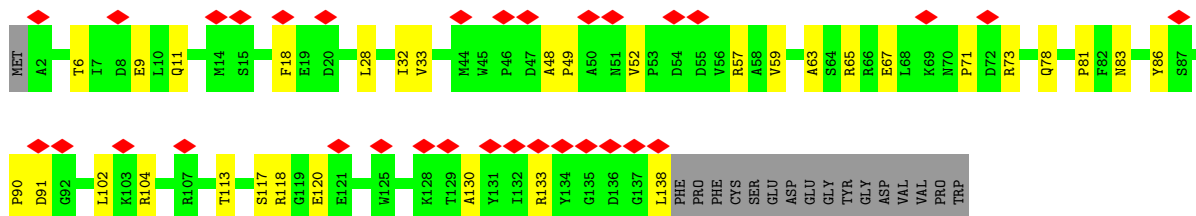
• Molecule 4: Adaptor Protein (gp9)



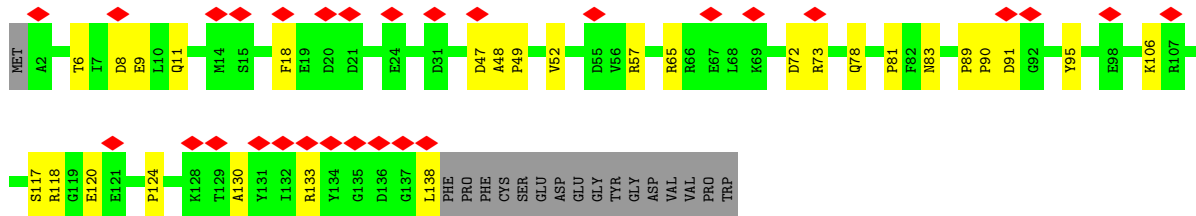
• Molecule 4: Adaptor Protein (gp9)



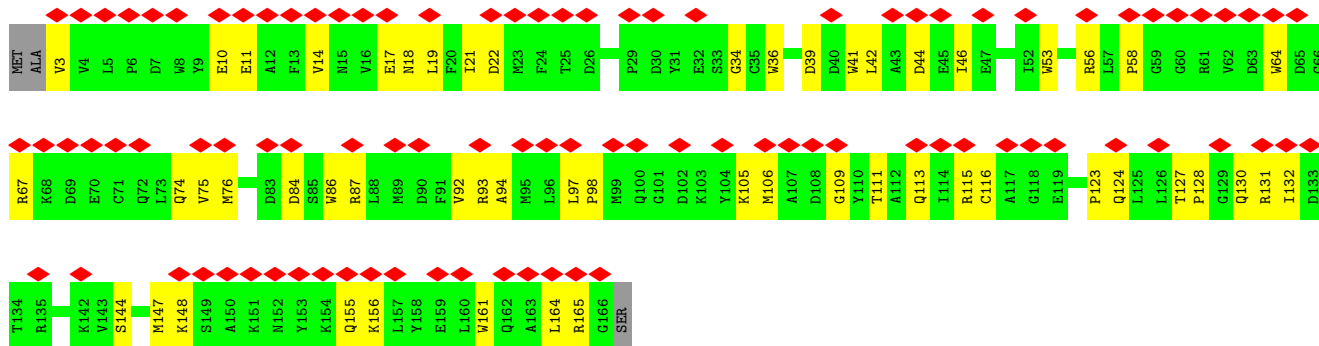
• Molecule 4: Adaptor Protein (gp9)



• Molecule 4: Adaptor Protein (gp9)

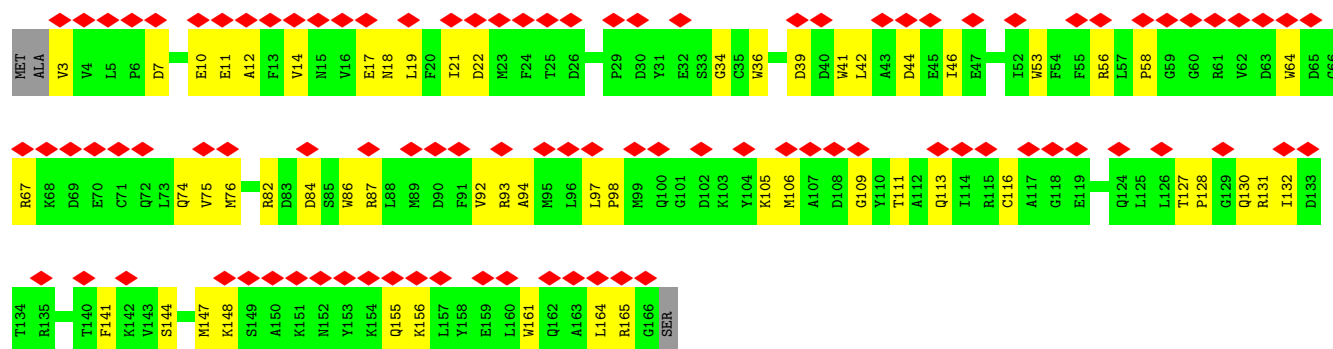


• Molecule 5: Terminator Protein (gp12)

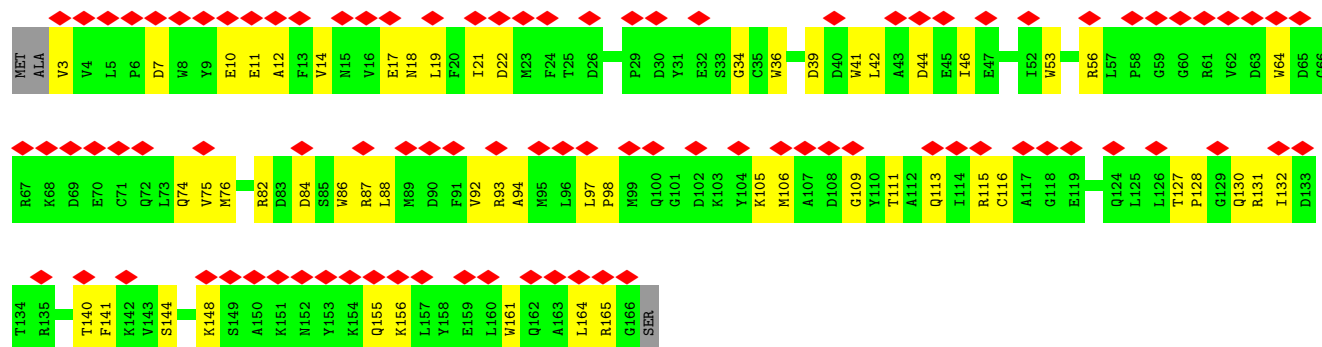


• Molecule 5: Terminator Protein (gp12)

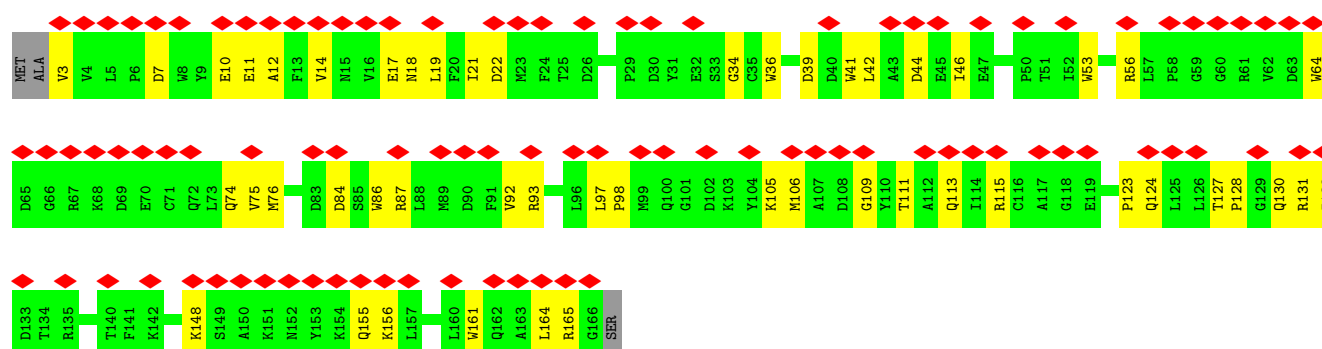




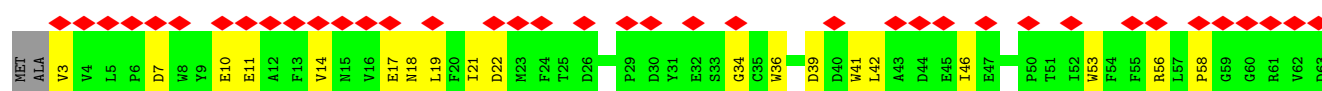
• Molecule 5: Terminator Protein (gp12)

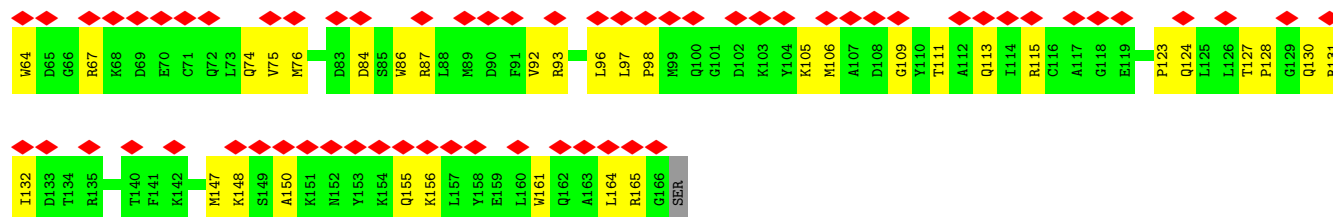


• Molecule 5: Terminator Protein (gp12)

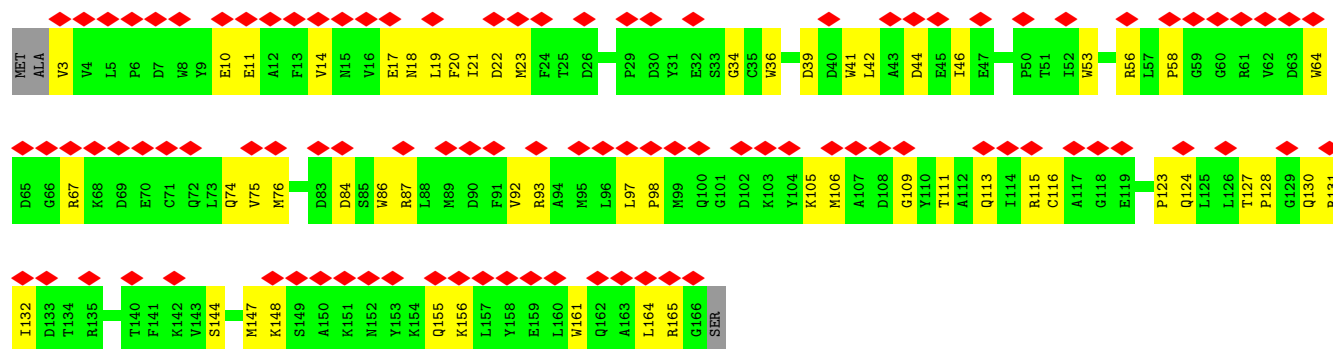


• Molecule 5: Terminator Protein (gp12)





• Molecule 5: Terminator Protein (gp12)



4 Experimental information

Property	Value	Source
EM reconstruction method	SINGLE PARTICLE	Depositor
Imposed symmetry	POINT, Not provided	
Number of particles used	3700	Depositor
Resolution determination method	FSC 0.143 CUT-OFF	Depositor
CTF correction method	PHASE FLIPPING AND AMPLITUDE CORRECTION	Depositor
Microscope	FEI TITAN KRIOS	Depositor
Voltage (kV)	300	Depositor
Electron dose ($e^-/\text{\AA}^2$)	50	Depositor
Minimum defocus (nm)	430	Depositor
Maximum defocus (nm)	3000	Depositor
Magnification	Not provided	
Image detector	GATAN K3 BIOQUANTUM (6k x 4k)	Depositor
Maximum map value	1.000	Depositor
Minimum map value	-0.431	Depositor
Average map value	0.002	Depositor
Map value standard deviation	0.045	Depositor
Recommended contour level	0.3	Depositor
Map size (\AA)	543.232, 543.232, 543.232	wwPDB
Map dimensions	512, 512, 512	wwPDB
Map angles ($^\circ$)	90.0, 90.0, 90.0	wwPDB
Pixel spacing (\AA)	1.061, 1.061, 1.061	Depositor

5 Model quality ⓘ

5.1 Standard geometry ⓘ

The Z score for a bond length (or angle) is the number of standard deviations the observed value is removed from the expected value. A bond length (or angle) with $|Z| > 5$ is considered an outlier worth inspection. RMSZ is the root-mean-square of all Z scores of the bond lengths (or angles).

Mol	Chain	Bond lengths		Bond angles	
		RMSZ	$\# Z > 5$	RMSZ	$\# Z > 5$
1	A	0.09	0/4077	0.22	0/5539
1	B	0.09	0/4077	0.22	0/5539
1	C	0.09	0/4077	0.23	0/5539
1	D	0.09	0/4077	0.23	0/5539
1	E	0.09	0/4077	0.23	0/5539
1	F	0.09	0/4077	0.23	0/5539
1	G	0.09	0/4077	0.22	0/5539
1	H	0.09	0/4077	0.23	0/5539
1	I	0.09	0/4077	0.23	0/5539
1	J	0.09	0/4077	0.23	0/5539
1	K	0.09	0/4077	0.23	0/5539
1	L	0.09	0/4077	0.23	0/5539
2	M	0.07	0/882	0.19	0/1189
2	N	0.06	0/882	0.19	0/1189
2	O	0.06	0/882	0.19	0/1189
2	P	0.06	0/882	0.19	0/1189
2	Q	0.06	0/882	0.18	0/1189
2	R	0.07	0/882	0.19	0/1189
3	S	0.08	0/2306	0.23	0/3159
3	T	0.08	0/2306	0.22	0/3159
3	U	0.08	0/2306	0.23	0/3159
3	V	0.08	0/2306	0.23	0/3159
3	W	0.08	0/2306	0.23	0/3159
3	X	0.08	0/2306	0.23	0/3159
4	a	0.09	0/1090	0.26	0/1480
4	b	0.10	0/1090	0.26	0/1480
4	c	0.10	0/1090	0.26	0/1480
4	d	0.10	0/1090	0.25	0/1480
4	e	0.09	0/1090	0.24	0/1480
4	f	0.10	0/1090	0.25	0/1480
4	g	0.10	0/1090	0.25	0/1480
4	h	0.09	0/1090	0.25	0/1480
4	i	0.10	0/1090	0.26	0/1480
4	j	0.09	0/1090	0.24	0/1480

Mol	Chain	Bond lengths		Bond angles	
		RMSZ	# Z >5	RMSZ	# Z >5
4	k	0.09	0/1090	0.24	0/1480
4	l	0.10	0/1090	0.26	0/1480
5	m	0.09	0/1363	0.25	0/1850
5	n	0.09	0/1363	0.25	0/1850
5	o	0.09	0/1363	0.25	0/1850
5	p	0.09	0/1363	0.25	0/1850
5	q	0.09	0/1363	0.25	0/1850
5	r	0.09	0/1363	0.25	0/1850
All	All	0.09	0/89310	0.23	0/121416

There are no bond length outliers.

There are no bond angle outliers.

There are no chirality outliers.

There are no planarity outliers.

5.2 Too-close contacts

In the following table, the Non-H and H(model) columns list the number of non-hydrogen atoms and hydrogen atoms in the chain respectively. The H(added) column lists the number of hydrogen atoms added and optimized by MolProbity. The Clashes column lists the number of clashes within the asymmetric unit, whereas Symm-Clashes lists symmetry-related clashes.

Mol	Chain	Non-H	H(model)	H(added)	Clashes	Symm-Clashes
1	A	3992	0	3894	74	0
1	B	3992	0	3894	76	0
1	C	3992	0	3894	72	0
1	D	3992	0	3894	71	0
1	E	3992	0	3894	70	0
1	F	3992	0	3894	72	0
1	G	3992	0	3894	67	0
1	H	3992	0	3894	69	0
1	I	3992	0	3894	74	0
1	J	3992	0	3894	73	0
1	K	3992	0	3894	70	0
1	L	3992	0	3894	77	0
2	M	862	0	810	20	0
2	N	862	0	810	18	0
2	O	862	0	810	15	0
2	P	862	0	810	18	0
2	Q	862	0	810	18	0

Continued on next page...

Continued from previous page...

Mol	Chain	Non-H	H(model)	H(added)	Clashes	Symm-Clashes
2	R	862	0	810	18	0
3	S	2256	0	2233	55	0
3	T	2256	0	2233	52	0
3	U	2256	0	2233	50	0
3	V	2256	0	2233	52	0
3	W	2256	0	2233	52	0
3	X	2256	0	2233	55	0
4	a	1067	0	1053	21	0
4	b	1067	0	1053	21	0
4	c	1067	0	1053	22	0
4	d	1067	0	1053	27	0
4	e	1067	0	1053	24	0
4	f	1067	0	1053	17	0
4	g	1067	0	1053	24	0
4	h	1067	0	1053	23	0
4	i	1067	0	1053	26	0
4	j	1067	0	1053	23	0
4	k	1067	0	1053	24	0
4	l	1067	0	1053	23	0
5	m	1329	0	1296	42	0
5	n	1329	0	1296	44	0
5	o	1329	0	1296	45	0
5	p	1329	0	1296	40	0
5	q	1329	0	1296	41	0
5	r	1329	0	1296	42	0
All	All	87390	0	85398	1458	0

The all-atom clashscore is defined as the number of clashes found per 1000 atoms (including hydrogen atoms). The all-atom clashscore for this structure is 8.

All (1458) close contacts within the same asymmetric unit are listed below, sorted by their clash magnitude.

Atom-1	Atom-2	Interatomic distance (Å)	Clash overlap (Å)
5:m:19:LEU:HD12	5:m:106:MET:HE3	1.63	0.81
5:p:19:LEU:HD12	5:p:106:MET:HE3	1.63	0.80
5:q:19:LEU:HD12	5:q:106:MET:HE3	1.63	0.80
5:r:19:LEU:HD12	5:r:106:MET:HE3	1.64	0.80
5:o:19:LEU:HD12	5:o:106:MET:HE3	1.63	0.79
5:n:19:LEU:HD12	5:n:106:MET:HE3	1.63	0.79
3:W:26:ALA:HB3	3:W:138:ARG:HB2	1.72	0.72
2:N:93:HIS:HB3	2:N:97:GLY:H	1.55	0.71

Continued on next page...

Continued from previous page...

Atom-1	Atom-2	Interatomic distance (Å)	Clash overlap (Å)
2:M:93:HIS:HB3	2:M:97:GLY:H	1.55	0.71
2:R:93:HIS:HB3	2:R:97:GLY:H	1.56	0.70
3:V:26:ALA:HB3	3:V:138:ARG:HB2	1.73	0.70
3:S:26:ALA:HB3	3:S:138:ARG:HB2	1.73	0.70
3:X:26:ALA:HB3	3:X:138:ARG:HB2	1.74	0.70
3:U:26:ALA:HB3	3:U:138:ARG:HB2	1.73	0.69
3:T:26:ALA:HB3	3:T:138:ARG:HB2	1.74	0.69
2:P:10:ARG:HH12	2:P:68:LYS:HB3	1.58	0.68
2:O:10:ARG:HH12	2:O:68:LYS:HB3	1.58	0.68
3:S:62:LEU:HD23	3:X:171:LEU:HD21	1.76	0.68
2:R:10:ARG:HH12	2:R:68:LYS:HB3	1.58	0.67
3:U:24:LEU:HB2	3:U:140:ILE:HB	1.77	0.67
2:M:55:LEU:HB3	2:M:109:ALA:HB3	1.76	0.67
3:V:171:LEU:HD21	3:W:62:LEU:HD23	1.76	0.67
3:S:171:LEU:HD21	3:T:62:LEU:HD23	1.76	0.67
2:M:10:ARG:HH12	2:M:68:LYS:HB3	1.59	0.67
3:T:171:LEU:HD21	3:U:62:LEU:HD23	1.75	0.67
2:N:10:ARG:HH12	2:N:68:LYS:HB3	1.58	0.67
2:Q:10:ARG:HH12	2:Q:68:LYS:HB3	1.58	0.66
2:Q:55:LEU:HB3	2:Q:109:ALA:HB3	1.76	0.66
3:U:171:LEU:HD21	3:V:62:LEU:HD23	1.76	0.66
3:W:24:LEU:HB2	3:W:140:ILE:HB	1.77	0.66
2:P:55:LEU:HB3	2:P:109:ALA:HB3	1.77	0.66
3:X:24:LEU:HB2	3:X:140:ILE:HB	1.77	0.66
3:S:126:LEU:HB2	3:T:197:GLN:HB3	1.77	0.66
3:W:126:LEU:HB2	3:X:197:GLN:HB3	1.78	0.66
3:S:24:LEU:HB2	3:S:140:ILE:HB	1.77	0.66
4:i:66:ARG:HH22	4:i:94:PHE:H	1.43	0.66
3:V:24:LEU:HB2	3:V:140:ILE:HB	1.78	0.66
1:A:181:TYR:HB3	1:A:201:VAL:HB	1.78	0.66
3:T:24:LEU:HB2	3:T:140:ILE:HB	1.78	0.66
1:B:181:TYR:HB3	1:B:201:VAL:HB	1.78	0.65
1:H:181:TYR:HB3	1:H:201:VAL:HB	1.78	0.65
3:U:146:ASP:OD2	5:o:113:GLN:NE2	2.29	0.65
3:W:146:ASP:OD2	5:q:113:GLN:NE2	2.29	0.65
3:X:146:ASP:OD2	5:r:113:GLN:NE2	2.29	0.65
1:K:181:TYR:HB3	1:K:201:VAL:HB	1.79	0.65
1:F:181:TYR:HB3	1:F:201:VAL:HB	1.78	0.65
2:N:55:LEU:HB3	2:N:109:ALA:HB3	1.77	0.65
1:E:181:TYR:HB3	1:E:201:VAL:HB	1.78	0.65
3:V:62:LEU:HD11	3:V:93:PHE:HB2	1.78	0.65

Continued on next page...

Continued from previous page...

Atom-1	Atom-2	Interatomic distance (Å)	Clash overlap (Å)
1:C:181:TYR:HB3	1:C:201:VAL:HB	1.78	0.65
1:L:181:TYR:HB3	1:L:201:VAL:HB	1.79	0.65
3:T:126:LEU:HB2	3:U:197:GLN:HB3	1.78	0.65
3:W:62:LEU:HD11	3:W:93:PHE:HB2	1.78	0.65
3:W:171:LEU:HD21	3:X:62:LEU:HD23	1.76	0.65
3:S:197:GLN:HB3	3:X:126:LEU:HB2	1.78	0.65
1:I:181:TYR:HB3	1:I:201:VAL:HB	1.79	0.65
3:X:255:VAL:HG22	3:X:287:LYS:HB2	1.78	0.65
2:O:55:LEU:HB3	2:O:109:ALA:HB3	1.79	0.65
3:V:126:LEU:HB2	3:W:197:GLN:HB3	1.78	0.65
3:W:57:GLU:HB2	3:W:96:ALA:HB3	1.79	0.64
1:D:181:TYR:HB3	1:D:201:VAL:HB	1.78	0.64
1:G:181:TYR:HB3	1:G:201:VAL:HB	1.79	0.64
3:U:126:LEU:HB2	3:V:197:GLN:HB3	1.78	0.64
1:J:181:TYR:HB3	1:J:201:VAL:HB	1.79	0.64
3:V:146:ASP:OD2	5:p:113:GLN:NE2	2.30	0.64
3:T:57:GLU:HB2	3:T:96:ALA:HB3	1.79	0.64
3:V:57:GLU:HB2	3:V:96:ALA:HB3	1.79	0.64
3:X:62:LEU:HD11	3:X:93:PHE:HB2	1.78	0.64
3:S:255:VAL:HG22	3:S:287:LYS:HB2	1.79	0.64
3:T:62:LEU:HD11	3:T:93:PHE:HB2	1.78	0.64
3:V:255:VAL:HG22	3:V:287:LYS:HB2	1.79	0.64
2:R:55:LEU:HB3	2:R:109:ALA:HB3	1.79	0.64
3:S:146:ASP:OD2	5:m:113:GLN:NE2	2.29	0.64
3:T:146:ASP:OD2	5:n:113:GLN:NE2	2.30	0.64
3:W:255:VAL:HG22	3:W:287:LYS:HB2	1.78	0.64
3:T:255:VAL:HG22	3:T:287:LYS:HB2	1.78	0.64
3:X:57:GLU:HB2	3:X:96:ALA:HB3	1.78	0.64
3:U:62:LEU:HD11	3:U:93:PHE:HB2	1.79	0.63
3:U:255:VAL:HG22	3:U:287:LYS:HB2	1.78	0.63
2:O:49:LYS:HD2	5:n:127:THR:HG22	1.81	0.63
2:M:49:LYS:HD2	5:r:127:THR:HG22	1.81	0.63
3:S:57:GLU:HB2	3:S:96:ALA:HB3	1.79	0.63
3:S:62:LEU:HD11	3:S:93:PHE:HB2	1.78	0.63
3:U:57:GLU:HB2	3:U:96:ALA:HB3	1.79	0.62
4:g:73:ARG:NH2	4:g:92:GLY:O	2.31	0.62
3:S:141:LEU:HB3	3:S:156:TRP:HB2	1.82	0.62
2:P:49:LYS:HD2	5:o:127:THR:HG22	1.81	0.62
2:N:49:LYS:HD2	5:m:127:THR:HG22	1.81	0.62
2:Q:49:LYS:HD2	5:p:127:THR:HG22	1.80	0.62
3:T:141:LEU:HB3	3:T:156:TRP:HB2	1.82	0.61

Continued on next page...

Continued from previous page...

Atom-1	Atom-2	Interatomic distance (Å)	Clash overlap (Å)
3:X:157:LEU:HB3	3:X:196:ALA:HB3	1.83	0.61
1:F:168:ASN:ND2	1:G:153:ASP:OD1	2.30	0.61
3:X:141:LEU:HB3	3:X:156:TRP:HB2	1.82	0.60
3:W:157:LEU:HB3	3:W:196:ALA:HB3	1.83	0.60
4:g:71:PRO:O	4:h:65:ARG:NH1	2.34	0.60
3:U:141:LEU:HB3	3:U:156:TRP:HB2	1.82	0.60
3:W:16:ILE:HG21	3:W:152:ILE:HG21	1.84	0.60
2:R:49:LYS:HD2	5:q:127:THR:HG22	1.82	0.60
3:U:157:LEU:HB3	3:U:196:ALA:HB3	1.84	0.60
2:O:9:TYR:HB2	2:O:72:ARG:HB2	1.84	0.59
2:R:70:ARG:NH2	5:m:39:ASP:OD1	2.35	0.59
3:W:141:LEU:HB3	3:W:156:TRP:HB2	1.83	0.59
3:U:53:VAL:O	3:U:101:GLN:NE2	2.36	0.59
5:o:105:LYS:HB3	5:p:161:TRP:HE1	1.68	0.59
3:S:157:LEU:HB3	3:S:196:ALA:HB3	1.83	0.59
3:T:16:ILE:HG21	3:T:152:ILE:HG21	1.84	0.59
3:S:16:ILE:HG21	3:S:152:ILE:HG21	1.84	0.59
3:T:157:LEU:HB3	3:T:196:ALA:HB3	1.84	0.59
2:Q:9:TYR:HB2	2:Q:72:ARG:HB2	1.83	0.59
3:S:53:VAL:O	3:S:101:GLN:NE2	2.36	0.59
3:V:16:ILE:HG21	3:V:152:ILE:HG21	1.84	0.59
3:V:141:LEU:HB3	3:V:156:TRP:HB2	1.83	0.59
2:N:9:TYR:HB2	2:N:72:ARG:HB2	1.84	0.59
1:H:168:ASN:ND2	1:I:153:ASP:OD1	2.32	0.59
5:m:161:TRP:HE1	5:r:105:LYS:HB3	1.68	0.59
5:p:105:LYS:HB3	5:q:161:TRP:HE1	1.68	0.59
2:P:9:TYR:HB2	2:P:72:ARG:HB2	1.83	0.59
3:T:2:THR:OG1	3:T:3:ASP:N	2.36	0.58
3:T:18:PRO:HG3	3:T:154:LEU:HD11	1.85	0.58
3:S:18:PRO:HG3	3:S:154:LEU:HD11	1.85	0.58
3:X:16:ILE:HG21	3:X:152:ILE:HG21	1.84	0.58
4:j:71:PRO:O	4:k:65:ARG:NH1	2.36	0.58
3:W:53:VAL:O	3:W:101:GLN:NE2	2.36	0.58
4:b:71:PRO:O	4:c:65:ARG:NH1	2.36	0.58
5:m:105:LYS:HB3	5:n:161:TRP:HE1	1.68	0.58
2:O:93:HIS:HB3	2:O:97:GLY:H	1.67	0.58
3:V:157:LEU:HB3	3:V:196:ALA:HB3	1.85	0.58
5:r:75:VAL:HG11	5:r:92:VAL:HG11	1.84	0.58
2:R:9:TYR:HB2	2:R:72:ARG:HB2	1.84	0.58
3:V:53:VAL:O	3:V:101:GLN:NE2	2.36	0.58
1:I:401:ASP:OD1	1:I:402:ALA:N	2.37	0.58

Continued on next page...

Continued from previous page...

Atom-1	Atom-2	Interatomic distance (Å)	Clash overlap (Å)
3:U:16:ILE:HG21	3:U:152:ILE:HG21	1.83	0.58
1:E:32:LEU:HB3	1:E:145:ARG:HG3	1.86	0.58
1:L:401:ASP:OD1	1:L:402:ALA:N	2.37	0.58
1:F:401:ASP:OD1	1:F:402:ALA:N	2.37	0.58
2:P:93:HIS:HB3	2:P:97:GLY:H	1.68	0.58
3:V:18:PRO:HG3	3:V:154:LEU:HD11	1.85	0.58
3:W:18:PRO:HG3	3:W:154:LEU:HD11	1.85	0.58
4:i:59:VAL:HG11	4:i:102:LEU:HD11	1.85	0.58
1:B:401:ASP:OD1	1:B:402:ALA:N	2.37	0.58
1:J:401:ASP:OD1	1:J:402:ALA:N	2.37	0.58
1:L:32:LEU:HB3	1:L:145:ARG:HG3	1.86	0.58
3:X:18:PRO:HG3	3:X:154:LEU:HD11	1.84	0.58
5:r:105:LYS:HA	5:r:111:THR:HA	1.85	0.58
1:I:121:SER:HB2	1:I:213:TYR:HB2	1.86	0.57
2:M:9:TYR:HB2	2:M:72:ARG:HB2	1.84	0.57
2:Q:93:HIS:HB3	2:Q:97:GLY:H	1.67	0.57
5:n:105:LYS:HB3	5:o:161:TRP:HE1	1.68	0.57
5:m:105:LYS:HA	5:m:111:THR:HA	1.86	0.57
1:C:401:ASP:OD1	1:C:402:ALA:N	2.37	0.57
1:G:401:ASP:OD1	1:G:402:ALA:N	2.37	0.57
2:N:45:ASP:HB2	2:N:48:PHE:HB3	1.86	0.57
1:I:32:LEU:HB3	1:I:145:ARG:HG3	1.86	0.57
1:E:401:ASP:OD1	1:E:402:ALA:N	2.37	0.57
1:H:401:ASP:OD1	1:H:402:ALA:N	2.37	0.57
1:J:121:SER:HB2	1:J:213:TYR:HB2	1.86	0.57
3:U:18:PRO:HG3	3:U:154:LEU:HD11	1.85	0.57
1:D:32:LEU:HB3	1:D:145:ARG:HG3	1.86	0.57
3:T:53:VAL:O	3:T:101:GLN:NE2	2.36	0.57
1:C:168:ASN:ND2	1:D:153:ASP:OD1	2.30	0.57
1:D:401:ASP:OD1	1:D:402:ALA:N	2.37	0.57
5:q:105:LYS:HB3	5:r:161:TRP:HE1	1.70	0.57
1:G:168:ASN:ND2	1:H:153:ASP:OD1	2.31	0.57
3:S:2:THR:OG1	3:S:3:ASP:N	2.37	0.57
1:A:125:VAL:HG22	1:A:139:ILE:HG23	1.87	0.57
2:Q:63:ARG:HA	2:Q:103:MET:HE3	1.87	0.57
2:R:63:ARG:HA	2:R:103:MET:HE3	1.87	0.57
4:i:71:PRO:O	4:j:65:ARG:NH1	2.38	0.57
5:m:93:ARG:HG3	5:m:97:LEU:HD23	1.87	0.57
1:B:253:TRP:HB2	1:C:251:ASN:HD21	1.70	0.57
2:R:45:ASP:HB2	2:R:48:PHE:HB3	1.87	0.57
1:C:121:SER:HB2	1:C:213:TYR:HB2	1.87	0.56

Continued on next page...

Continued from previous page...

Atom-1	Atom-2	Interatomic distance (Å)	Clash overlap (Å)
1:D:121:SER:HB2	1:D:213:TYR:HB2	1.87	0.56
1:H:121:SER:HB2	1:H:213:TYR:HB2	1.86	0.56
5:o:105:LYS:HA	5:o:111:THR:HA	1.87	0.56
2:M:63:ARG:HA	2:M:103:MET:HE3	1.88	0.56
3:X:53:VAL:O	3:X:101:GLN:NE2	2.36	0.56
1:A:401:ASP:OD1	1:A:402:ALA:N	2.37	0.56
1:D:168:ASN:ND2	1:E:153:ASP:OD1	2.31	0.56
1:K:62:ALA:HB2	1:K:245:LEU:HD12	1.87	0.56
1:K:121:SER:HB2	1:K:213:TYR:HB2	1.86	0.56
1:K:401:ASP:OD1	1:K:402:ALA:N	2.37	0.56
2:P:63:ARG:HA	2:P:103:MET:HE3	1.87	0.56
3:U:54:GLY:HA3	3:U:97:MET:HE1	1.88	0.56
5:m:3:VAL:HA	5:r:87:ARG:HH12	1.71	0.56
5:p:87:ARG:HH12	5:q:3:VAL:HA	1.70	0.56
1:K:253:TRP:HB2	1:L:251:ASN:HD21	1.71	0.56
5:n:87:ARG:HH12	5:o:3:VAL:HA	1.70	0.56
5:n:155:GLN:HG2	5:n:156:LYS:N	2.21	0.56
5:o:87:ARG:HH12	5:p:3:VAL:HA	1.71	0.56
5:q:155:GLN:HG2	5:q:156:LYS:N	2.21	0.56
1:B:62:ALA:HB2	1:B:245:LEU:HD12	1.87	0.56
1:I:215:ASN:HD21	1:I:226:GLU:HG2	1.70	0.56
1:K:243:ASP:OD1	4:j:118:ARG:NH1	2.36	0.56
1:L:121:SER:HB2	1:L:213:TYR:HB2	1.86	0.56
2:O:45:ASP:HB2	2:O:48:PHE:HB3	1.87	0.56
3:X:54:GLY:HA3	3:X:97:MET:HE1	1.87	0.56
4:g:32:ILE:HD12	4:h:58:ALA:HB2	1.87	0.56
1:C:84:ARG:NH1	1:C:91:ASN:OD1	2.39	0.56
1:E:121:SER:HB2	1:E:213:TYR:HB2	1.87	0.56
1:H:253:TRP:HB2	1:I:251:ASN:HD21	1.71	0.56
1:L:125:VAL:HG22	1:L:139:ILE:HG23	1.88	0.56
5:n:105:LYS:HA	5:n:111:THR:HA	1.86	0.56
5:p:93:ARG:HG3	5:p:97:LEU:HD23	1.87	0.56
1:A:121:SER:HB2	1:A:213:TYR:HB2	1.87	0.56
1:B:121:SER:HB2	1:B:213:TYR:HB2	1.87	0.56
1:L:125:VAL:HB	1:L:368:LEU:HD22	1.88	0.56
2:O:63:ARG:HA	2:O:103:MET:HE3	1.88	0.56
3:S:54:GLY:HA3	3:S:97:MET:HE1	1.88	0.56
3:V:54:GLY:HA3	3:V:97:MET:HE1	1.88	0.56
3:W:54:GLY:HA3	3:W:97:MET:HE1	1.88	0.56
5:o:155:GLN:HG2	5:o:156:LYS:N	2.21	0.56
5:p:105:LYS:HA	5:p:111:THR:HA	1.87	0.56

Continued on next page...

Continued from previous page...

Atom-1	Atom-2	Interatomic distance (Å)	Clash overlap (Å)
1:A:251:ASN:HD21	1:L:253:TRP:HB2	1.71	0.56
1:B:47:LEU:HB3	4:a:120:GLU:HG2	1.88	0.56
1:B:125:VAL:HG22	1:B:139:ILE:HG23	1.87	0.56
1:D:47:LEU:HB3	4:c:120:GLU:HG2	1.88	0.56
1:E:253:TRP:HB2	1:F:251:ASN:HD21	1.70	0.56
1:G:121:SER:HB2	1:G:213:TYR:HB2	1.86	0.56
2:N:63:ARG:HA	2:N:103:MET:HE3	1.88	0.56
5:m:87:ARG:HH12	5:n:3:VAL:HA	1.71	0.56
1:F:47:LEU:HB3	4:e:120:GLU:HG2	1.88	0.56
1:G:84:ARG:NH1	1:G:91:ASN:OD1	2.39	0.56
3:S:69:ASP:HB3	3:S:88:LYS:HB2	1.88	0.56
4:a:81:PRO:O	4:l:78:GLN:NE2	2.39	0.56
5:p:155:GLN:HG2	5:p:156:LYS:N	2.21	0.56
5:r:42:LEU:HG	5:r:131:ARG:HH21	1.71	0.56
1:B:84:ARG:NH1	1:B:91:ASN:OD1	2.39	0.56
1:C:32:LEU:HB3	1:C:145:ARG:HG3	1.88	0.56
1:G:253:TRP:HB2	1:H:251:ASN:HD21	1.71	0.56
1:L:84:ARG:NH1	1:L:91:ASN:OD1	2.39	0.56
3:T:69:ASP:HB3	3:T:88:LYS:HB2	1.88	0.56
1:B:32:LEU:HB3	1:B:145:ARG:HG3	1.88	0.55
1:F:32:LEU:HB3	1:F:145:ARG:HG3	1.88	0.55
1:F:121:SER:HB2	1:F:213:TYR:HB2	1.86	0.55
1:H:62:ALA:HB2	1:H:245:LEU:HD12	1.87	0.55
1:J:125:VAL:HB	1:J:368:LEU:HD22	1.88	0.55
1:J:275:ARG:NH1	1:K:51:ALA:O	2.40	0.55
1:K:84:ARG:NH1	1:K:91:ASN:OD1	2.39	0.55
1:L:243:ASP:OD1	4:k:118:ARG:NH1	2.37	0.55
3:U:69:ASP:HB3	3:U:88:LYS:HB2	1.88	0.55
3:W:69:ASP:HB3	3:W:88:LYS:HB2	1.88	0.55
4:h:78:GLN:NE2	4:i:81:PRO:O	2.40	0.55
5:q:105:LYS:HA	5:q:111:THR:HA	1.87	0.55
1:A:125:VAL:HB	1:A:368:LEU:HD22	1.88	0.55
1:C:253:TRP:HB2	1:D:251:ASN:HD21	1.71	0.55
1:C:286:LEU:HB2	1:D:257:VAL:HG12	1.89	0.55
1:F:286:LEU:HB2	1:G:257:VAL:HG12	1.88	0.55
1:H:84:ARG:NH1	1:H:91:ASN:OD1	2.40	0.55
1:L:62:ALA:HB2	1:L:245:LEU:HD12	1.88	0.55
2:O:15:ASN:HB2	5:p:34:GLY:HA3	1.88	0.55
1:C:62:ALA:HB2	1:C:245:LEU:HD12	1.88	0.55
1:I:84:ARG:NH1	1:I:91:ASN:OD1	2.39	0.55
1:J:62:ALA:HB2	1:J:245:LEU:HD12	1.87	0.55

Continued on next page...

Continued from previous page...

Atom-1	Atom-2	Interatomic distance (Å)	Clash overlap (Å)
3:V:69:ASP:HB3	3:V:88:LYS:HB2	1.89	0.55
5:m:75:VAL:HG11	5:m:92:VAL:HG11	1.88	0.55
1:A:62:ALA:HB2	1:A:245:LEU:HD12	1.87	0.55
1:A:253:TRP:HB2	1:B:251:ASN:HD21	1.71	0.55
1:D:84:ARG:NH1	1:D:91:ASN:OD1	2.40	0.55
1:E:62:ALA:HB2	1:E:245:LEU:HD12	1.87	0.55
1:F:253:TRP:HB2	1:G:251:ASN:HD21	1.71	0.55
1:G:81:ASP:O	1:G:387:SER:OG	2.24	0.55
1:H:47:LEU:HB3	4:g:120:GLU:HG2	1.88	0.55
2:M:45:ASP:HB2	2:M:48:PHE:HB3	1.87	0.55
5:r:155:GLN:HG2	5:r:156:LYS:N	2.21	0.55
1:A:32:LEU:HB3	1:A:145:ARG:HG3	1.89	0.55
1:A:47:LEU:HB3	4:l:120:GLU:HG2	1.89	0.55
1:B:125:VAL:HB	1:B:368:LEU:HD22	1.88	0.55
1:F:84:ARG:NH1	1:F:91:ASN:OD1	2.39	0.55
1:I:275:ARG:NH1	1:J:51:ALA:O	2.40	0.55
1:J:84:ARG:NH1	1:J:91:ASN:OD1	2.39	0.55
1:K:32:LEU:HB3	1:K:145:ARG:HG3	1.88	0.55
1:K:47:LEU:HB3	4:j:120:GLU:HG2	1.88	0.55
1:L:215:ASN:HD21	1:L:226:GLU:HG2	1.71	0.55
5:m:155:GLN:HG2	5:m:156:LYS:N	2.21	0.55
5:o:75:VAL:HG11	5:o:92:VAL:HG11	1.88	0.55
1:A:84:ARG:NH1	1:A:91:ASN:OD1	2.40	0.55
1:A:243:ASP:OD1	4:l:118:ARG:NH1	2.37	0.55
1:B:275:ARG:NH1	1:C:51:ALA:O	2.40	0.55
1:B:286:LEU:HB2	1:C:257:VAL:HG12	1.89	0.55
1:E:84:ARG:NH1	1:E:91:ASN:OD1	2.39	0.55
1:F:275:ARG:NH1	1:G:51:ALA:O	2.39	0.55
1:G:32:LEU:HB3	1:G:145:ARG:HG3	1.88	0.55
1:K:275:ARG:NH1	1:L:51:ALA:O	2.40	0.55
2:Q:45:ASP:HB2	2:Q:48:PHE:HB3	1.87	0.55
2:R:15:ASN:HB2	5:m:34:GLY:HA3	1.88	0.55
5:q:87:ARG:HH12	5:r:3:VAL:HA	1.71	0.55
1:A:168:ASN:ND2	1:B:153:ASP:OD1	2.31	0.55
1:A:397:ALA:HB2	1:B:398:GLN:HG3	1.89	0.55
1:C:47:LEU:HB3	4:b:120:GLU:HG2	1.88	0.55
1:C:275:ARG:NH1	1:D:51:ALA:O	2.40	0.55
1:G:62:ALA:HB2	1:G:245:LEU:HD12	1.87	0.55
1:H:32:LEU:HB3	1:H:145:ARG:HG3	1.88	0.55
1:I:81:ASP:O	1:I:387:SER:OG	2.24	0.55
1:J:32:LEU:HB3	1:J:145:ARG:HG3	1.88	0.55

Continued on next page...

Continued from previous page...

Atom-1	Atom-2	Interatomic distance (Å)	Clash overlap (Å)
1:J:243:ASP:OD1	4:i:118:ARG:NH1	2.36	0.55
1:B:397:ALA:HB2	1:C:398:GLN:HG3	1.89	0.55
1:C:125:VAL:HB	1:C:368:LEU:HD22	1.88	0.55
1:D:253:TRP:HB2	1:E:251:ASN:HD21	1.72	0.55
1:E:47:LEU:HB3	4:d:120:GLU:HG2	1.88	0.55
1:H:275:ARG:NH1	1:I:51:ALA:O	2.40	0.55
1:I:125:VAL:HB	1:I:368:LEU:HD22	1.89	0.55
1:J:81:ASP:O	1:J:387:SER:OG	2.24	0.55
1:D:286:LEU:HB2	1:E:257:VAL:HG12	1.89	0.55
1:D:397:ALA:HB2	1:E:398:GLN:HG3	1.89	0.55
1:E:168:ASN:ND2	1:F:153:ASP:OD1	2.32	0.55
1:E:275:ARG:NH1	1:F:51:ALA:O	2.40	0.55
1:G:275:ARG:NH1	1:H:51:ALA:O	2.40	0.55
1:H:81:ASP:O	1:H:387:SER:OG	2.24	0.55
2:N:70:ARG:NH2	5:o:39:ASP:OD1	2.40	0.55
2:P:45:ASP:HB2	2:P:48:PHE:HB3	1.87	0.55
4:d:32:ILE:HD12	4:e:58:ALA:HB2	1.88	0.55
5:n:75:VAL:HG11	5:n:92:VAL:HG11	1.89	0.55
1:A:257:VAL:HG12	1:L:286:LEU:HB2	1.88	0.55
1:F:62:ALA:HB2	1:F:245:LEU:HD12	1.88	0.55
1:F:215:ASN:HD21	1:F:226:GLU:HG2	1.72	0.55
1:J:47:LEU:HB3	4:i:120:GLU:HG2	1.88	0.55
2:M:70:ARG:NH2	5:n:39:ASP:OD1	2.40	0.55
3:X:69:ASP:HB3	3:X:88:LYS:HB2	1.89	0.55
4:k:71:PRO:O	4:l:65:ARG:NH1	2.40	0.55
5:q:42:LEU:HG	5:q:131:ARG:HH21	1.71	0.55
1:E:286:LEU:HB2	1:F:257:VAL:HG12	1.89	0.54
3:U:222:ILE:HD13	3:U:294:ALA:HB2	1.90	0.54
4:f:71:PRO:O	4:g:65:ARG:NH1	2.40	0.54
1:A:51:ALA:O	1:L:275:ARG:NH1	2.40	0.54
3:V:222:ILE:HD13	3:V:294:ALA:HB2	1.89	0.54
5:n:42:LEU:HG	5:n:131:ARG:HH21	1.71	0.54
5:r:93:ARG:HG3	5:r:97:LEU:HD23	1.88	0.54
1:C:215:ASN:HD21	1:C:226:GLU:HG2	1.71	0.54
1:D:275:ARG:NH1	1:E:51:ALA:O	2.40	0.54
5:p:42:LEU:HG	5:p:131:ARG:HH21	1.71	0.54
1:C:125:VAL:HG22	1:C:139:ILE:HG23	1.87	0.54
1:D:62:ALA:HB2	1:D:245:LEU:HD12	1.87	0.54
1:E:397:ALA:HB2	1:F:398:GLN:HG3	1.89	0.54
1:I:253:TRP:HB2	1:J:251:ASN:HD21	1.72	0.54
3:T:222:ILE:HD13	3:T:294:ALA:HB2	1.89	0.54

Continued on next page...

Continued from previous page...

Atom-1	Atom-2	Interatomic distance (Å)	Clash overlap (Å)
5:p:75:VAL:HG11	5:p:92:VAL:HG11	1.89	0.54
1:A:275:ARG:NH1	1:B:51:ALA:O	2.40	0.54
1:B:168:ASN:ND2	1:C:153:ASP:OD1	2.32	0.54
1:I:62:ALA:HB2	1:I:245:LEU:HD12	1.88	0.54
1:J:253:TRP:HB2	1:K:251:ASN:HD21	1.72	0.54
1:A:286:LEU:HB2	1:B:257:VAL:HG12	1.89	0.54
1:F:125:VAL:HB	1:F:368:LEU:HD22	1.89	0.54
1:J:125:VAL:HG22	1:J:139:ILE:HG23	1.88	0.54
1:L:47:LEU:HB3	4:k:120:GLU:HG2	1.89	0.54
4:k:6:THR:OG1	4:k:9:GLU:OE1	2.26	0.54
1:A:398:GLN:HG3	1:L:397:ALA:HB2	1.89	0.54
1:J:286:LEU:HB2	1:K:257:VAL:HG12	1.89	0.54
1:J:397:ALA:HB2	1:K:398:GLN:HG3	1.89	0.54
2:O:70:ARG:NH2	5:p:39:ASP:OD1	2.41	0.54
4:e:32:ILE:HD12	4:f:58:ALA:HB2	1.89	0.54
5:m:42:LEU:HG	5:m:131:ARG:HH21	1.73	0.54
1:G:125:VAL:HB	1:G:368:LEU:HD22	1.90	0.54
1:I:125:VAL:HG22	1:I:139:ILE:HG23	1.88	0.54
1:K:81:ASP:O	1:K:387:SER:OG	2.24	0.54
1:L:81:ASP:O	1:L:387:SER:OG	2.24	0.54
1:A:301:THR:HG22	1:A:303:LEU:H	1.73	0.54
1:E:125:VAL:HB	1:E:368:LEU:HD22	1.90	0.54
1:G:286:LEU:HB2	1:H:257:VAL:HG12	1.89	0.54
1:K:286:LEU:HB2	1:L:257:VAL:HG12	1.89	0.54
1:K:397:ALA:HB2	1:L:398:GLN:HG3	1.89	0.54
4:j:78:GLN:NE2	4:k:81:PRO:O	2.41	0.54
5:n:116:CYS:SG	5:n:144:SER:OG	2.66	0.54
5:q:75:VAL:HG11	5:q:92:VAL:HG11	1.90	0.54
1:F:81:ASP:O	1:F:387:SER:OG	2.24	0.53
1:F:125:VAL:HG22	1:F:139:ILE:HG23	1.90	0.53
1:H:38:TRP:CE2	1:H:44:PRO:HG3	2.43	0.53
1:H:397:ALA:HB2	1:I:398:GLN:HG3	1.89	0.53
1:I:243:ASP:OD1	4:h:118:ARG:NH1	2.37	0.53
1:J:168:ASN:ND2	1:K:153:ASP:OD1	2.32	0.53
1:J:301:THR:HG22	1:J:303:LEU:H	1.73	0.53
3:W:18:PRO:HB3	3:W:143:GLY:HA3	1.90	0.53
4:j:73:ARG:NH2	4:j:90:PRO:O	2.41	0.53
1:F:38:TRP:CE2	1:F:44:PRO:HG3	2.43	0.53
2:N:15:ASN:HB2	5:o:34:GLY:HA3	1.90	0.53
2:Q:70:ARG:NH2	5:r:39:ASP:OD1	2.40	0.53
1:C:38:TRP:CE2	1:C:44:PRO:HG3	2.43	0.53

Continued on next page...

Continued from previous page...

Atom-1	Atom-2	Interatomic distance (Å)	Clash overlap (Å)
1:C:397:ALA:HB2	1:D:398:GLN:HG3	1.89	0.53
1:G:47:LEU:HB3	4:f:120:GLU:HG2	1.88	0.53
2:M:15:ASN:HB2	5:n:34:GLY:HA3	1.90	0.53
2:P:70:ARG:NH2	5:q:39:ASP:OD1	2.41	0.53
3:T:18:PRO:HB3	3:T:143:GLY:HA3	1.91	0.53
1:A:38:TRP:CE2	1:A:44:PRO:HG3	2.43	0.53
1:E:125:VAL:HG22	1:E:139:ILE:HG23	1.90	0.53
1:I:397:ALA:HB2	1:J:398:GLN:HG3	1.89	0.53
1:J:38:TRP:CE2	1:J:44:PRO:HG3	2.43	0.53
1:D:38:TRP:CE2	1:D:44:PRO:HG3	2.43	0.53
1:K:38:TRP:CE2	1:K:44:PRO:HG3	2.43	0.53
1:K:125:VAL:HB	1:K:368:LEU:HD22	1.90	0.53
3:T:54:GLY:HA3	3:T:97:MET:HE1	1.90	0.53
1:D:125:VAL:HB	1:D:368:LEU:HD22	1.90	0.53
1:H:125:VAL:HB	1:H:368:LEU:HD22	1.91	0.53
1:H:286:LEU:HB2	1:I:257:VAL:HG12	1.89	0.53
1:I:286:LEU:HB2	1:J:257:VAL:HG12	1.89	0.53
3:W:222:ILE:HD13	3:W:294:ALA:HB2	1.90	0.53
4:h:71:PRO:O	4:i:65:ARG:NH1	2.40	0.53
1:C:301:THR:HG22	1:C:303:LEU:H	1.74	0.53
1:E:38:TRP:CE2	1:E:44:PRO:HG3	2.43	0.53
1:E:81:ASP:O	1:E:387:SER:OG	2.24	0.53
1:G:397:ALA:HB2	1:H:398:GLN:HG3	1.89	0.53
1:I:47:LEU:HB3	4:h:120:GLU:HG2	1.89	0.53
1:K:125:VAL:HG22	1:K:139:ILE:HG23	1.90	0.53
3:S:222:ILE:HD13	3:S:294:ALA:HB2	1.90	0.53
5:o:42:LEU:HG	5:o:131:ARG:HH21	1.72	0.53
3:S:64:LEU:HB3	3:X:169:GLN:HE21	1.74	0.53
3:T:169:GLN:HE21	3:U:64:LEU:HB3	1.73	0.53
1:B:38:TRP:CE2	1:B:44:PRO:HG3	2.43	0.53
1:F:301:THR:HG22	1:F:303:LEU:H	1.74	0.53
1:H:301:THR:HG22	1:H:303:LEU:H	1.74	0.53
1:B:165:GLU:HB3	1:B:174:ARG:HG3	1.90	0.53
1:G:38:TRP:CE2	1:G:44:PRO:HG3	2.43	0.53
5:o:14:VAL:HG22	5:o:148:LYS:HG3	1.91	0.53
1:C:243:ASP:OD1	4:b:118:ARG:NH1	2.37	0.52
1:D:125:VAL:HG22	1:D:139:ILE:HG23	1.90	0.52
4:a:59:VAL:HG11	4:a:102:LEU:HD11	1.90	0.52
5:q:93:ARG:HG3	5:q:97:LEU:HD23	1.90	0.52
1:L:38:TRP:CE2	1:L:44:PRO:HG3	2.44	0.52
1:D:81:ASP:O	1:D:387:SER:OG	2.24	0.52

Continued on next page...

Continued from previous page...

Atom-1	Atom-2	Interatomic distance (Å)	Clash overlap (Å)
1:D:301:THR:HG22	1:D:303:LEU:H	1.73	0.52
1:E:165:GLU:HB3	1:E:174:ARG:HG3	1.91	0.52
1:F:397:ALA:HB2	1:G:398:GLN:HG3	1.89	0.52
3:U:18:PRO:HB3	3:U:143:GLY:HA3	1.91	0.52
3:V:169:GLN:HE21	3:W:64:LEU:HB3	1.74	0.52
3:X:18:PRO:HB3	3:X:143:GLY:HA3	1.91	0.52
3:X:222:ILE:HD13	3:X:294:ALA:HB2	1.90	0.52
1:B:215:ASN:HD21	1:B:226:GLU:HG2	1.74	0.52
1:E:215:ASN:HD21	1:E:226:GLU:HG2	1.73	0.52
1:H:215:ASN:HD21	1:H:226:GLU:HG2	1.74	0.52
1:I:301:THR:HG22	1:I:303:LEU:H	1.75	0.52
1:I:312:GLN:O	1:I:315:GLU:HG3	2.10	0.52
1:B:243:ASP:OD1	4:a:118:ARG:NH1	2.38	0.52
1:G:301:THR:HG22	1:G:303:LEU:H	1.74	0.52
1:K:301:THR:HG22	1:K:303:LEU:H	1.75	0.52
5:o:84:ASP:HA	5:o:87:ARG:HE	1.75	0.52
1:A:153:ASP:OD1	1:L:168:ASN:ND2	2.30	0.52
1:A:312:GLN:O	1:A:315:GLU:HG3	2.10	0.52
1:B:81:ASP:O	1:B:387:SER:OG	2.24	0.52
1:H:243:ASP:OD1	4:g:118:ARG:NH1	2.36	0.52
1:I:38:TRP:CE2	1:I:44:PRO:HG3	2.44	0.52
4:b:78:GLN:HG3	4:c:83:ASN:HB3	1.92	0.52
1:A:81:ASP:O	1:A:387:SER:OG	2.24	0.52
1:D:215:ASN:HD21	1:D:226:GLU:HG2	1.73	0.52
1:K:312:GLN:O	1:K:315:GLU:HG3	2.10	0.52
3:S:169:GLN:HE21	3:T:64:LEU:HB3	1.75	0.52
1:C:312:GLN:O	1:C:315:GLU:HG3	2.10	0.52
1:D:312:GLN:O	1:D:315:GLU:HG3	2.10	0.52
1:L:301:THR:HG22	1:L:303:LEU:H	1.74	0.52
3:W:169:GLN:HE21	3:X:64:LEU:HB3	1.75	0.52
4:l:91:ASP:OD1	4:l:91:ASP:N	2.43	0.52
5:p:98:PRO:HG3	5:q:64:TRP:CD2	2.45	0.52
1:E:312:GLN:O	1:E:315:GLU:HG3	2.10	0.52
1:H:125:VAL:HG22	1:H:139:ILE:HG23	1.91	0.52
1:I:168:ASN:ND2	1:J:153:ASP:OD1	2.32	0.52
4:a:78:GLN:NE2	4:b:81:PRO:O	2.43	0.52
4:k:73:ARG:NH2	4:k:90:PRO:O	2.42	0.52
5:m:14:VAL:HG22	5:m:148:LYS:HG3	1.92	0.52
1:B:312:GLN:O	1:B:315:GLU:HG3	2.10	0.52
1:F:312:GLN:O	1:F:315:GLU:HG3	2.10	0.52
1:G:367:ARG:NH1	1:G:381:ASP:O	2.43	0.52

Continued on next page...

Continued from previous page...

Atom-1	Atom-2	Interatomic distance (Å)	Clash overlap (Å)
1:K:215:ASN:HD21	1:K:226:GLU:HG2	1.75	0.52
3:U:169:GLN:HE21	3:V:64:LEU:HB3	1.75	0.52
1:B:367:ARG:NH1	1:B:381:ASP:O	2.44	0.51
1:C:81:ASP:O	1:C:387:SER:OG	2.24	0.51
1:C:367:ARG:NH1	1:C:381:ASP:O	2.43	0.51
1:G:312:GLN:O	1:G:315:GLU:HG3	2.10	0.51
1:L:312:GLN:O	1:L:315:GLU:HG3	2.10	0.51
3:V:18:PRO:HB3	3:V:143:GLY:HA3	1.91	0.51
1:A:367:ARG:NH1	1:A:381:ASP:O	2.43	0.51
1:D:243:ASP:OD1	4:c:118:ARG:NH1	2.36	0.51
1:E:301:THR:HG22	1:E:303:LEU:H	1.75	0.51
1:I:367:ARG:NH1	1:I:381:ASP:O	2.43	0.51
4:b:133:ARG:NH2	4:b:138:LEU:O	2.44	0.51
5:m:98:PRO:HG3	5:n:64:TRP:CD2	2.45	0.51
1:D:367:ARG:NH1	1:D:381:ASP:O	2.44	0.51
1:J:312:GLN:O	1:J:315:GLU:HG3	2.10	0.51
1:L:367:ARG:NH1	1:L:381:ASP:O	2.43	0.51
5:n:84:ASP:HA	5:n:87:ARG:HE	1.76	0.51
5:q:98:PRO:HG3	5:r:64:TRP:CD2	2.45	0.51
2:P:15:ASN:HB2	5:q:34:GLY:HA3	1.92	0.51
3:X:2:THR:OG1	3:X:3:ASP:N	2.36	0.51
4:l:52:VAL:HG22	4:l:57:ARG:HG3	1.92	0.51
1:B:301:THR:HG22	1:B:303:LEU:H	1.74	0.51
1:E:367:ARG:NH1	1:E:381:ASP:O	2.43	0.51
1:F:340:LEU:HD21	1:F:393:VAL:HG12	1.93	0.51
3:X:240:GLN:NE2	3:X:270:ALA:O	2.42	0.51
1:F:280:LEU:N	4:g:117:SER:O	2.42	0.51
3:S:18:PRO:HB3	3:S:143:GLY:HA3	1.92	0.51
3:W:57:GLU:HG2	3:W:60:ALA:HB3	1.92	0.51
4:e:62:GLN:OE1	4:e:65:ARG:NH2	2.42	0.51
5:p:14:VAL:HG22	5:p:148:LYS:HG3	1.93	0.51
1:A:215:ASN:HD21	1:A:226:GLU:HG2	1.75	0.51
1:C:340:LEU:HD21	1:C:393:VAL:HG12	1.93	0.51
1:E:243:ASP:OD1	4:d:118:ARG:NH1	2.37	0.51
1:G:243:ASP:OD1	4:f:118:ARG:NH1	2.37	0.51
1:K:168:ASN:ND2	1:L:153:ASP:OD1	2.31	0.51
1:K:392:SER:O	1:L:345:LYS:NZ	2.43	0.51
3:W:240:GLN:NE2	3:W:270:ALA:O	2.41	0.51
1:J:239:LYS:NZ	1:J:243:ASP:OD2	2.38	0.51
4:a:6:THR:OG1	4:a:9:GLU:OE1	2.27	0.51
4:c:52:VAL:HG22	4:c:57:ARG:HG3	1.93	0.51

Continued on next page...

Continued from previous page...

Atom-1	Atom-2	Interatomic distance (Å)	Clash overlap (Å)
1:A:340:LEU:HD21	1:A:393:VAL:HG12	1.93	0.51
1:G:125:VAL:HG22	1:G:139:ILE:HG23	1.93	0.51
1:I:340:LEU:HD21	1:I:393:VAL:HG12	1.93	0.51
3:S:57:GLU:HG2	3:S:60:ALA:HB3	1.92	0.51
1:E:392:SER:O	1:F:345:LYS:NZ	2.44	0.50
1:G:215:ASN:HD21	1:G:226:GLU:HG2	1.76	0.50
1:H:312:GLN:O	1:H:315:GLU:HG3	2.10	0.50
1:J:165:GLU:HB3	1:J:174:ARG:HG3	1.93	0.50
4:i:62:GLN:OE1	4:i:65:ARG:NH2	2.38	0.50
1:F:367:ARG:NH1	1:F:381:ASP:O	2.43	0.50
3:V:57:GLU:HG2	3:V:60:ALA:HB3	1.93	0.50
3:X:57:GLU:HG2	3:X:60:ALA:HB3	1.93	0.50
5:m:164:LEU:HD23	5:m:165:ARG:HG3	1.94	0.50
1:H:367:ARG:NH1	1:H:381:ASP:O	2.43	0.50
4:k:52:VAL:HG22	4:k:57:ARG:HG3	1.93	0.50
1:D:340:LEU:HD21	1:D:393:VAL:HG12	1.94	0.50
1:K:367:ARG:NH1	1:K:381:ASP:O	2.44	0.50
4:f:52:VAL:HG22	4:f:57:ARG:HG3	1.94	0.50
4:i:55:ASP:OD2	4:i:104:ARG:NH2	2.44	0.50
1:I:392:SER:O	1:J:345:LYS:NZ	2.43	0.50
1:L:340:LEU:HD21	1:L:393:VAL:HG12	1.93	0.50
1:H:280:LEU:N	4:i:117:SER:O	2.42	0.50
2:N:111:ASN:ND2	5:n:42:LEU:O	2.45	0.50
3:S:240:GLN:NE2	3:S:270:ALA:O	2.42	0.50
3:T:97:MET:HE3	3:T:99:GLN:H	1.77	0.50
5:m:64:TRP:CD2	5:r:98:PRO:HG3	2.46	0.50
5:m:84:ASP:HA	5:m:87:ARG:HE	1.77	0.50
5:n:94:ALA:HB2	5:o:12:ALA:HB2	1.94	0.50
1:D:165:GLU:HB3	1:D:174:ARG:HG3	1.93	0.50
1:F:243:ASP:OD1	4:e:118:ARG:NH1	2.37	0.50
1:J:340:LEU:HD21	1:J:393:VAL:HG12	1.93	0.50
5:p:84:ASP:HA	5:p:87:ARG:HE	1.77	0.50
1:D:392:SER:O	1:E:345:LYS:NZ	2.44	0.50
1:J:367:ARG:NH1	1:J:381:ASP:O	2.44	0.50
3:T:57:GLU:HG2	3:T:60:ALA:HB3	1.92	0.50
3:W:97:MET:HE3	3:W:99:GLN:H	1.77	0.50
5:o:94:ALA:HB2	5:p:12:ALA:HB2	1.93	0.50
1:G:280:LEU:N	4:h:117:SER:O	2.42	0.50
2:Q:15:ASN:HB2	5:r:34:GLY:HA3	1.92	0.50
4:i:78:GLN:HG3	4:j:83:ASN:HB3	1.93	0.50
1:G:392:SER:O	1:H:345:LYS:NZ	2.43	0.49

Continued on next page...

Continued from previous page...

Atom-1	Atom-2	Interatomic distance (Å)	Clash overlap (Å)
1:L:353:GLU:OE2	1:L:354:ARG:NH1	2.45	0.49
4:f:78:GLN:HG3	4:g:83:ASN:HB3	1.93	0.49
4:k:28:LEU:O	4:k:32:ILE:HG12	2.13	0.49
1:F:239:LYS:NZ	1:F:243:ASP:OD2	2.38	0.49
1:G:353:GLU:OE2	1:G:354:ARG:NH1	2.46	0.49
3:T:172:ASN:HB3	3:U:61:GLY:HA3	1.94	0.49
4:g:52:VAL:HG22	4:g:57:ARG:HG3	1.94	0.49
4:k:91:ASP:N	4:k:91:ASP:OD1	2.42	0.49
1:E:230:LEU:HD23	1:E:317:LEU:HD12	1.95	0.49
1:F:165:GLU:HB3	1:F:174:ARG:HG3	1.93	0.49
1:I:353:GLU:OE2	1:I:354:ARG:NH1	2.45	0.49
1:L:165:GLU:HB3	1:L:174:ARG:HG3	1.94	0.49
3:V:97:MET:HE3	3:V:99:GLN:H	1.77	0.49
4:k:78:GLN:HG3	4:l:83:ASN:HB3	1.94	0.49
1:C:392:SER:O	1:D:345:LYS:NZ	2.44	0.49
1:E:340:LEU:HD21	1:E:393:VAL:HG12	1.93	0.49
1:F:390:ASP:OD1	1:F:390:ASP:N	2.46	0.49
1:H:353:GLU:OE2	1:H:354:ARG:NH1	2.46	0.49
1:H:392:SER:O	1:I:345:LYS:NZ	2.44	0.49
1:I:393:VAL:HG12	1:I:393:VAL:O	2.13	0.49
3:V:150:ARG:NH2	3:V:202:PRO:O	2.45	0.49
4:a:48:ALA:HB3	4:a:49:PRO:HD3	1.95	0.49
4:d:62:GLN:O	4:d:66:ARG:NE	2.41	0.49
4:k:48:ALA:HB3	4:k:49:PRO:HD3	1.94	0.49
4:l:48:ALA:HB3	4:l:49:PRO:HD3	1.94	0.49
5:r:84:ASP:HA	5:r:87:ARG:HE	1.77	0.49
1:A:353:GLU:OE2	1:A:354:ARG:NH1	2.45	0.49
1:B:393:VAL:HG12	1:B:393:VAL:O	2.13	0.49
1:G:390:ASP:N	1:G:390:ASP:OD1	2.46	0.49
1:J:230:LEU:HD23	1:J:317:LEU:HD12	1.95	0.49
3:S:286:THR:HG22	3:S:291:THR:HA	1.94	0.49
3:U:57:GLU:HG2	3:U:60:ALA:HB3	1.93	0.49
3:W:150:ARG:NH2	3:W:202:PRO:O	2.46	0.49
4:b:48:ALA:HB3	4:b:49:PRO:HD3	1.95	0.49
4:c:78:GLN:HG3	4:d:83:ASN:HB3	1.95	0.49
5:q:164:LEU:HD23	5:q:165:ARG:HG3	1.94	0.49
5:r:164:LEU:HD23	5:r:165:ARG:HG3	1.94	0.49
1:E:353:GLU:OE2	1:E:354:ARG:NH1	2.45	0.49
1:H:230:LEU:HD23	1:H:317:LEU:HD12	1.95	0.49
1:I:390:ASP:N	1:I:390:ASP:OD1	2.46	0.49
1:J:392:SER:O	1:K:345:LYS:NZ	2.43	0.49

Continued on next page...

Continued from previous page...

Atom-1	Atom-2	Interatomic distance (Å)	Clash overlap (Å)
1:K:230:LEU:HD23	1:K:317:LEU:HD12	1.95	0.49
1:K:353:GLU:OE2	1:K:354:ARG:NH1	2.46	0.49
3:T:150:ARG:NH2	3:T:202:PRO:O	2.46	0.49
3:U:172:ASN:HB3	3:V:61:GLY:HA3	1.94	0.49
4:c:48:ALA:HB3	4:c:49:PRO:HD3	1.94	0.49
4:g:78:GLN:HG3	4:h:83:ASN:HB3	1.94	0.49
5:n:44:ASP:OD1	5:n:44:ASP:N	2.46	0.49
1:D:393:VAL:HG12	1:D:393:VAL:O	2.13	0.49
1:L:393:VAL:HG12	1:L:393:VAL:O	2.13	0.49
3:S:97:MET:HE3	3:S:99:GLN:H	1.77	0.49
3:S:150:ARG:NH2	3:S:202:PRO:O	2.45	0.49
3:U:150:ARG:NH2	3:U:202:PRO:O	2.46	0.49
3:X:97:MET:HE3	3:X:99:GLN:H	1.78	0.49
4:d:78:GLN:HG3	4:e:83:ASN:HB3	1.95	0.49
5:r:74:GLN:HE22	5:r:76:MET:HB2	1.78	0.49
1:G:230:LEU:HD23	1:G:317:LEU:HD12	1.95	0.49
1:J:215:ASN:HD21	1:J:226:GLU:HG2	1.77	0.49
1:K:393:VAL:HG12	1:K:393:VAL:O	2.13	0.49
2:O:111:ASN:ND2	5:o:42:LEU:O	2.46	0.49
3:W:172:ASN:HB3	3:X:61:GLY:HA3	1.94	0.49
5:o:164:LEU:HD23	5:o:165:ARG:HG3	1.95	0.49
5:q:84:ASP:HA	5:q:87:ARG:HE	1.78	0.49
1:H:340:LEU:HD21	1:H:393:VAL:HG12	1.94	0.49
1:J:353:GLU:OE2	1:J:354:ARG:NH1	2.45	0.49
1:J:390:ASP:OD1	1:J:390:ASP:N	2.46	0.49
3:U:240:GLN:NE2	3:U:270:ALA:O	2.42	0.49
3:V:172:ASN:HB3	3:W:61:GLY:HA3	1.95	0.49
4:d:77:ARG:NH2	4:d:86:TYR:OH	2.45	0.49
4:g:73:ARG:HD2	4:g:89:PRO:HB3	1.93	0.49
5:q:74:GLN:HE22	5:q:76:MET:HB2	1.78	0.49
1:I:239:LYS:NZ	1:I:243:ASP:OD2	2.38	0.48
2:P:111:ASN:ND2	5:p:42:LEU:O	2.46	0.48
3:U:110:THR:HA	3:U:135:ILE:HD11	1.95	0.48
3:V:240:GLN:NE2	3:V:270:ALA:O	2.41	0.48
1:B:230:LEU:HD23	1:B:317:LEU:HD12	1.95	0.48
1:F:392:SER:O	1:G:345:LYS:NZ	2.43	0.48
1:F:393:VAL:HG12	1:F:393:VAL:O	2.13	0.48
3:W:110:THR:HA	3:W:135:ILE:HD11	1.94	0.48
3:X:150:ARG:NH2	3:X:202:PRO:O	2.46	0.48
4:d:48:ALA:HB3	4:d:49:PRO:HD3	1.94	0.48
5:n:164:LEU:HD23	5:n:165:ARG:HG3	1.95	0.48

Continued on next page...

Continued from previous page...

Atom-1	Atom-2	Interatomic distance (Å)	Clash overlap (Å)
5:p:164:LEU:HD23	5:p:165:ARG:HG3	1.95	0.48
1:C:353:GLU:OE2	1:C:354:ARG:NH1	2.45	0.48
1:G:239:LYS:NZ	1:G:243:ASP:OD2	2.38	0.48
1:H:239:LYS:NZ	1:H:243:ASP:OD2	2.38	0.48
1:I:280:LEU:N	4:j:117:SER:O	2.42	0.48
2:M:111:ASN:ND2	5:m:42:LEU:O	2.46	0.48
3:S:110:THR:HA	3:S:135:ILE:HD11	1.95	0.48
4:g:48:ALA:HB3	4:g:49:PRO:HD3	1.94	0.48
4:h:73:ARG:NH2	4:h:90:PRO:O	2.40	0.48
1:D:230:LEU:HD23	1:D:317:LEU:HD12	1.95	0.48
1:J:393:VAL:HG12	1:J:393:VAL:O	2.13	0.48
3:V:286:THR:HG22	3:V:291:THR:HA	1.95	0.48
3:X:286:THR:HG22	3:X:291:THR:HA	1.95	0.48
4:a:28:LEU:O	4:a:32:ILE:HG12	2.14	0.48
4:d:93:PHE:HZ	4:e:62:GLN:HG3	1.78	0.48
5:p:74:GLN:HE22	5:p:76:MET:HB2	1.79	0.48
5:q:93:ARG:HH22	5:q:123:PRO:HD3	1.78	0.48
1:B:340:LEU:HD21	1:B:393:VAL:HG12	1.94	0.48
3:T:240:GLN:NE2	3:T:270:ALA:O	2.42	0.48
3:U:13:ASP:O	3:U:147:ARG:NH2	2.43	0.48
3:U:97:MET:HE3	3:U:99:GLN:H	1.78	0.48
4:f:48:ALA:HB3	4:f:49:PRO:HD3	1.94	0.48
4:g:91:ASP:OD1	4:g:91:ASP:N	2.45	0.48
1:C:390:ASP:OD1	1:C:390:ASP:N	2.46	0.48
1:E:393:VAL:HG12	1:E:393:VAL:O	2.13	0.48
1:F:230:LEU:HD23	1:F:317:LEU:HD12	1.95	0.48
1:L:153:ASP:O	1:L:157:ASP:HB2	2.14	0.48
4:h:52:VAL:HG22	4:h:57:ARG:HG3	1.95	0.48
1:C:153:ASP:O	1:C:157:ASP:HB2	2.14	0.48
1:H:393:VAL:HG12	1:H:393:VAL:O	2.13	0.48
1:K:340:LEU:HD21	1:K:393:VAL:HG12	1.94	0.48
3:S:172:ASN:HB3	3:T:61:GLY:HA3	1.95	0.48
3:V:110:THR:HA	3:V:135:ILE:HD11	1.95	0.48
4:d:14:MET:HE1	4:d:69:LYS:HG3	1.95	0.48
4:h:133:ARG:NH2	4:h:138:LEU:O	2.47	0.48
1:A:393:VAL:HG12	1:A:393:VAL:O	2.13	0.48
1:B:390:ASP:N	1:B:390:ASP:OD1	2.46	0.48
3:X:110:THR:HA	3:X:135:ILE:HD11	1.94	0.48
4:i:48:ALA:HB3	4:i:49:PRO:HD3	1.95	0.48
4:j:48:ALA:HB3	4:j:49:PRO:HD3	1.95	0.48
5:q:41:TRP:HE3	5:q:42:LEU:HD12	1.79	0.48

Continued on next page...

Continued from previous page...

Atom-1	Atom-2	Interatomic distance (Å)	Clash overlap (Å)
1:B:153:ASP:O	1:B:157:ASP:HB2	2.14	0.48
1:C:393:VAL:HG12	1:C:393:VAL:O	2.13	0.48
1:D:390:ASP:N	1:D:390:ASP:OD1	2.46	0.48
3:S:17:ALA:HB2	3:X:176:VAL:HG23	1.96	0.48
4:e:48:ALA:HB3	4:e:49:PRO:HD3	1.94	0.48
1:B:392:SER:O	1:C:345:LYS:NZ	2.44	0.48
1:K:390:ASP:OD1	1:K:390:ASP:N	2.46	0.48
3:S:176:VAL:HG23	3:T:17:ALA:HB2	1.96	0.48
3:T:110:THR:HA	3:T:135:ILE:HD11	1.95	0.48
3:U:227:PRO:HG2	3:U:296:VAL:HG13	1.96	0.48
3:W:236:SER:O	3:W:236:SER:OG	2.32	0.48
1:A:153:ASP:O	1:A:157:ASP:HB2	2.14	0.47
1:A:230:LEU:HD23	1:A:317:LEU:HD12	1.95	0.47
1:A:390:ASP:OD1	1:A:390:ASP:N	2.46	0.47
1:H:390:ASP:OD1	1:H:390:ASP:N	2.46	0.47
3:S:61:GLY:HA3	3:X:172:ASN:HB3	1.95	0.47
3:T:227:PRO:HG2	3:T:296:VAL:HG13	1.96	0.47
3:T:286:THR:HG22	3:T:291:THR:HA	1.95	0.47
3:U:286:THR:HG22	3:U:291:THR:HA	1.95	0.47
4:j:78:GLN:HG3	4:k:83:ASN:HB3	1.95	0.47
1:B:138:GLU:OE2	1:B:140:HIS:NE2	2.47	0.47
1:L:138:GLU:OE2	1:L:140:HIS:NE2	2.48	0.47
4:a:52:VAL:HG22	4:a:57:ARG:HG3	1.96	0.47
4:a:73:ARG:NH1	4:a:90:PRO:O	2.47	0.47
1:C:165:GLU:HB3	1:C:174:ARG:HG3	1.95	0.47
1:C:230:LEU:HD23	1:C:317:LEU:HD12	1.95	0.47
1:D:353:GLU:OE2	1:D:354:ARG:NH1	2.45	0.47
1:I:230:LEU:HD23	1:I:317:LEU:HD12	1.95	0.47
3:W:239:ALA:HB3	3:W:273:VAL:HB	1.97	0.47
3:X:102:ARG:NH1	3:X:113:PHE:O	2.48	0.47
5:m:116:CYS:SG	5:m:144:SER:OG	2.66	0.47
1:A:392:SER:O	1:B:345:LYS:NZ	2.44	0.47
2:P:110:VAL:HG23	5:p:130:GLN:HE22	1.79	0.47
3:W:286:THR:HG22	3:W:291:THR:HA	1.95	0.47
5:m:116:CYS:HG	5:m:144:SER:HG	1.50	0.47
1:J:183:GLU:HB3	1:J:199:LYS:HB2	1.96	0.47
2:R:111:ASN:ND2	5:r:42:LEU:O	2.48	0.47
4:j:28:LEU:O	4:j:32:ILE:HG12	2.14	0.47
5:n:14:VAL:HG22	5:n:148:LYS:HG3	1.97	0.47
5:r:14:VAL:HG22	5:r:148:LYS:HG3	1.96	0.47
1:F:353:GLU:OE2	1:F:354:ARG:NH1	2.46	0.47

Continued on next page...

Continued from previous page...

Atom-1	Atom-2	Interatomic distance (Å)	Clash overlap (Å)
1:J:153:ASP:O	1:J:157:ASP:HB2	2.14	0.47
1:L:390:ASP:N	1:L:390:ASP:OD1	2.46	0.47
2:M:110:VAL:HG23	5:m:130:GLN:HE22	1.80	0.47
4:h:48:ALA:HB3	4:h:49:PRO:HD3	1.95	0.47
5:m:41:TRP:HE3	5:m:42:LEU:HD12	1.79	0.47
5:r:116:CYS:SG	5:r:144:SER:OG	2.66	0.47
1:A:345:LYS:NZ	1:L:392:SER:O	2.43	0.47
1:B:353:GLU:OE2	1:B:354:ARG:NH1	2.46	0.47
1:K:138:GLU:OE2	1:K:140:HIS:NE2	2.47	0.47
2:N:110:VAL:HG23	5:n:130:GLN:HE22	1.79	0.47
3:S:227:PRO:HG2	3:S:296:VAL:HG13	1.96	0.47
3:T:176:VAL:HG23	3:U:17:ALA:HB2	1.96	0.47
3:V:176:VAL:HG23	3:W:17:ALA:HB2	1.96	0.47
4:a:83:ASN:HB3	4:l:78:GLN:HG3	1.95	0.47
4:h:32:ILE:HD12	4:i:58:ALA:HB2	1.97	0.47
4:h:78:GLN:HG3	4:i:83:ASN:HB3	1.95	0.47
1:A:138:GLU:OE2	1:A:140:HIS:NE2	2.47	0.47
2:O:110:VAL:HG23	5:o:130:GLN:HE22	1.79	0.47
3:S:239:ALA:HB3	3:S:273:VAL:HB	1.96	0.47
3:W:258:THR:OG1	3:W:284:THR:OG1	2.33	0.47
4:e:78:GLN:NE2	4:f:81:PRO:O	2.48	0.47
5:r:41:TRP:HE3	5:r:42:LEU:HD12	1.80	0.47
3:S:2:THR:OG1	3:S:3:ASP:OD1	2.32	0.47
3:W:227:PRO:HG2	3:W:296:VAL:HG13	1.95	0.47
4:c:78:GLN:NE2	4:d:81:PRO:O	2.48	0.47
5:m:93:ARG:HH22	5:m:123:PRO:HD3	1.79	0.47
5:n:93:ARG:HG2	5:n:141:PHE:HZ	1.79	0.47
1:D:183:GLU:HB3	1:D:199:LYS:HB2	1.97	0.47
3:T:126:LEU:N	3:U:197:GLN:O	2.35	0.47
3:U:258:THR:OG1	3:U:284:THR:OG1	2.33	0.47
4:a:133:ARG:NH2	4:a:138:LEU:O	2.48	0.47
4:b:52:VAL:HG22	4:b:57:ARG:HG3	1.97	0.47
4:d:52:VAL:HG22	4:d:57:ARG:HG3	1.97	0.47
1:L:230:LEU:HD23	1:L:317:LEU:HD12	1.96	0.46
5:o:93:ARG:HG2	5:o:141:PHE:HZ	1.80	0.46
1:A:61:LEU:HD21	1:B:236:LYS:HA	1.98	0.46
1:A:236:LYS:HA	1:L:61:LEU:HD21	1.98	0.46
1:E:390:ASP:OD1	1:E:390:ASP:N	2.46	0.46
2:R:93:HIS:CD2	2:R:96:ASP:H	2.33	0.46
3:W:176:VAL:HG23	3:X:17:ALA:HB2	1.96	0.46
3:X:239:ALA:HB3	3:X:273:VAL:HB	1.97	0.46

Continued on next page...

Continued from previous page...

Atom-1	Atom-2	Interatomic distance (Å)	Clash overlap (Å)
5:m:74:GLN:HE22	5:m:76:MET:HB2	1.79	0.46
5:n:86:TRP:HH2	5:o:56:ARG:HD3	1.80	0.46
5:o:74:GLN:HE22	5:o:76:MET:HB2	1.80	0.46
5:o:116:CYS:SG	5:o:144:SER:OG	2.66	0.46
5:p:93:ARG:HH22	5:p:123:PRO:HD3	1.80	0.46
1:B:61:LEU:HD21	1:C:236:LYS:HA	1.98	0.46
1:I:138:GLU:OE2	1:I:140:HIS:NE2	2.48	0.46
3:T:102:ARG:NH1	3:T:113:PHE:O	2.48	0.46
3:V:258:THR:OG1	3:V:284:THR:OG1	2.33	0.46
4:e:52:VAL:HG22	4:e:57:ARG:HG3	1.97	0.46
4:i:36:TRP:HB3	4:i:94:PHE:HE2	1.80	0.46
5:m:18:ASN:HA	5:m:21:ILE:HG12	1.97	0.46
5:q:14:VAL:HG22	5:q:148:LYS:HG3	1.98	0.46
3:T:239:ALA:HB3	3:T:273:VAL:HB	1.97	0.46
4:b:73:ARG:NH2	4:b:90:PRO:O	2.44	0.46
5:o:17:GLU:HG2	5:o:18:ASN:N	2.31	0.46
1:J:280:LEU:N	4:k:117:SER:O	2.42	0.46
3:T:13:ASP:O	3:T:147:ARG:NH2	2.43	0.46
3:V:227:PRO:HG2	3:V:296:VAL:HG13	1.96	0.46
4:i:36:TRP:HB3	4:i:94:PHE:CE2	2.50	0.46
5:p:41:TRP:HE3	5:p:42:LEU:HD12	1.79	0.46
1:K:61:LEU:HD21	1:L:236:LYS:HA	1.97	0.46
1:L:239:LYS:NZ	1:L:243:ASP:OD2	2.38	0.46
3:T:258:THR:OG1	3:T:284:THR:OG1	2.33	0.46
4:b:47:ASP:OD1	4:b:47:ASP:N	2.49	0.46
5:n:41:TRP:HE3	5:n:42:LEU:HD12	1.79	0.46
5:p:17:GLU:HG2	5:p:18:ASN:N	2.31	0.46
1:C:61:LEU:HD21	1:D:236:LYS:HA	1.98	0.46
3:V:239:ALA:HB3	3:V:273:VAL:HB	1.98	0.46
5:r:17:GLU:HG2	5:r:18:ASN:N	2.31	0.46
3:X:105:LEU:HA	3:X:108:ILE:HG22	1.98	0.46
4:l:72:ASP:OD1	4:l:72:ASP:N	2.45	0.46
5:p:18:ASN:HA	5:p:21:ILE:HG12	1.98	0.46
1:F:266:GLU:HB3	1:F:269:THR:HG1	1.81	0.46
1:I:183:GLU:HB3	1:I:199:LYS:HB2	1.98	0.46
4:i:6:THR:OG1	4:i:8:ASP:OD1	2.34	0.46
5:o:41:TRP:HE3	5:o:42:LEU:HD12	1.79	0.46
5:q:18:ASN:HA	5:q:21:ILE:HG12	1.98	0.46
1:E:138:GLU:OE2	1:E:140:HIS:NE2	2.49	0.45
2:R:110:VAL:HG23	5:r:130:GLN:HE22	1.81	0.45
4:e:78:GLN:HG3	4:f:83:ASN:HB3	1.97	0.45

Continued on next page...

Continued from previous page...

Atom-1	Atom-2	Interatomic distance (Å)	Clash overlap (Å)
4:g:133:ARG:NH2	4:g:138:LEU:O	2.49	0.45
5:m:17:GLU:HG2	5:m:18:ASN:N	2.31	0.45
1:D:61:LEU:HD21	1:E:236:LYS:HA	1.97	0.45
3:W:25:LEU:HD23	3:W:53:VAL:HB	1.98	0.45
4:a:78:GLN:HG3	4:b:83:ASN:HB3	1.98	0.45
4:e:91:ASP:OD1	4:e:91:ASP:N	2.49	0.45
4:e:133:ARG:NH2	4:e:138:LEU:O	2.50	0.45
4:i:52:VAL:HG22	4:i:57:ARG:HG3	1.97	0.45
2:M:93:HIS:CD2	2:M:96:ASP:H	2.34	0.45
3:S:142:VAL:HA	3:S:155:TYR:HA	1.98	0.45
3:U:126:LEU:N	3:V:197:GLN:O	2.37	0.45
3:W:102:ARG:NH1	3:W:113:PHE:O	2.49	0.45
3:W:223:THR:HB	3:W:224:PRO:HD3	1.99	0.45
4:h:62:GLN:O	4:h:66:ARG:NE	2.46	0.45
4:j:66:ARG:NH2	4:j:93:PHE:O	2.38	0.45
1:G:61:LEU:HD21	1:H:236:LYS:HA	1.97	0.45
2:P:45:ASP:O	2:P:47:ASN:N	2.50	0.45
3:T:222:ILE:HG22	3:T:224:PRO:HD2	1.98	0.45
3:U:239:ALA:HB3	3:U:273:VAL:HB	1.98	0.45
3:V:222:ILE:HG22	3:V:224:PRO:HD2	1.98	0.45
4:f:133:ARG:NH2	4:f:138:LEU:O	2.49	0.45
4:j:133:ARG:NH2	4:j:138:LEU:O	2.50	0.45
4:l:133:ARG:NH2	4:l:138:LEU:O	2.50	0.45
1:A:183:GLU:HB3	1:A:199:LYS:HB2	1.98	0.45
2:Q:45:ASP:O	2:Q:47:ASN:N	2.50	0.45
3:V:25:LEU:HD23	3:V:53:VAL:HB	1.99	0.45
3:V:102:ARG:NH1	3:V:113:PHE:O	2.48	0.45
4:c:47:ASP:OD1	4:c:47:ASP:N	2.49	0.45
4:j:91:ASP:OD1	4:j:91:ASP:N	2.49	0.45
1:G:183:GLU:HB3	1:G:199:LYS:HB2	1.98	0.45
1:J:61:LEU:HD21	1:K:236:LYS:HA	1.97	0.45
1:K:25:PHE:HD1	1:K:148:LEU:HB2	1.81	0.45
3:S:13:ASP:O	3:S:147:ARG:NH2	2.44	0.45
3:S:222:ILE:HG22	3:S:224:PRO:HD2	1.98	0.45
3:U:176:VAL:HG23	3:V:17:ALA:HB2	1.98	0.45
3:X:223:THR:HB	3:X:224:PRO:HD3	1.99	0.45
5:o:86:TRP:HH2	5:p:56:ARG:HD3	1.81	0.45
1:F:61:LEU:HD21	1:G:236:LYS:HA	1.97	0.45
1:H:61:LEU:HD21	1:I:236:LYS:HA	1.97	0.45
3:T:105:LEU:HA	3:T:108:ILE:HG22	1.98	0.45
3:U:25:LEU:HD23	3:U:53:VAL:HB	1.99	0.45

Continued on next page...

Continued from previous page...

Atom-1	Atom-2	Interatomic distance (Å)	Clash overlap (Å)
3:V:126:LEU:N	3:W:197:GLN:O	2.36	0.45
3:W:222:ILE:HG22	3:W:224:PRO:HD2	1.99	0.45
4:c:133:ARG:NH2	4:c:138:LEU:O	2.50	0.45
4:j:52:VAL:HG22	4:j:57:ARG:HG3	1.97	0.45
5:q:17:GLU:HG2	5:q:18:ASN:N	2.31	0.45
5:r:44:ASP:OD1	5:r:44:ASP:N	2.46	0.45
1:L:25:PHE:HD1	1:L:148:LEU:HB2	1.82	0.45
3:S:223:THR:HB	3:S:224:PRO:HD3	1.99	0.45
3:W:142:VAL:HA	3:W:155:TYR:HA	1.98	0.45
3:X:258:THR:OG1	3:X:284:THR:OG1	2.33	0.45
4:k:133:ARG:NH2	4:k:138:LEU:O	2.49	0.45
5:n:10:GLU:HG2	5:n:11:GLU:H	1.82	0.45
5:r:93:ARG:HH22	5:r:123:PRO:HD3	1.82	0.45
1:C:138:GLU:OE2	1:C:140:HIS:NE2	2.49	0.45
1:F:69:LEU:HD22	1:G:320:ASN:HA	1.99	0.45
1:F:183:GLU:HB3	1:F:199:LYS:HB2	1.99	0.45
1:G:138:GLU:OE2	1:G:140:HIS:NE2	2.49	0.45
2:O:45:ASP:O	2:O:47:ASN:N	2.50	0.45
3:U:102:ARG:NH1	3:U:113:PHE:O	2.49	0.45
3:U:142:VAL:HA	3:U:155:TYR:HA	1.98	0.45
4:j:6:THR:OG1	4:j:8:ASP:OD1	2.34	0.45
5:n:17:GLU:HG2	5:n:18:ASN:N	2.31	0.45
5:n:18:ASN:HA	5:n:21:ILE:HG12	1.98	0.45
1:B:25:PHE:HD1	1:B:148:LEU:HB2	1.82	0.45
1:B:498:ALA:O	1:B:501:GLN:HG3	2.17	0.45
1:C:25:PHE:HD1	1:C:148:LEU:HB2	1.82	0.45
1:C:183:GLU:HB3	1:C:199:LYS:HB2	1.99	0.45
1:D:36:ALA:HB2	1:D:118:TYR:HE1	1.83	0.45
2:R:45:ASP:O	2:R:47:ASN:N	2.50	0.45
3:V:223:THR:HB	3:V:224:PRO:HD3	1.99	0.45
3:X:227:PRO:HG2	3:X:296:VAL:HG13	1.98	0.45
4:d:133:ARG:NH2	4:d:138:LEU:O	2.49	0.45
4:i:73:ARG:HD2	4:i:89:PRO:HB3	1.99	0.45
5:p:36:TRP:O	5:p:53:TRP:NE1	2.50	0.45
5:r:10:GLU:HG2	5:r:11:GLU:H	1.82	0.45
1:B:266:GLU:HB3	1:B:269:THR:OG1	2.17	0.44
1:E:498:ALA:O	1:E:501:GLN:HG3	2.18	0.44
1:I:36:ALA:HB2	1:I:118:TYR:HE1	1.83	0.44
1:L:183:GLU:HB3	1:L:199:LYS:HB2	1.99	0.44
4:f:6:THR:OG1	4:f:8:ASP:OD1	2.36	0.44
4:k:63:ALA:O	4:k:67:GLU:HG2	2.18	0.44

Continued on next page...

Continued from previous page...

Atom-1	Atom-2	Interatomic distance (Å)	Clash overlap (Å)
5:p:44:ASP:OD1	5:p:44:ASP:N	2.46	0.44
5:r:18:ASN:HA	5:r:21:ILE:HG12	1.97	0.44
1:C:266:GLU:HB3	1:C:269:THR:OG1	2.18	0.44
1:D:498:ALA:O	1:D:501:GLN:HG3	2.18	0.44
1:E:61:LEU:HD21	1:F:236:LYS:HA	1.97	0.44
1:J:498:ALA:O	1:J:501:GLN:HG3	2.18	0.44
1:L:498:ALA:O	1:L:501:GLN:HG3	2.18	0.44
2:R:74:ARG:NH2	5:r:46:ILE:HD11	2.32	0.44
4:a:62:GLN:HG3	4:a:66:ARG:NE	2.31	0.44
1:B:69:LEU:HD22	1:C:320:ASN:HA	2.00	0.44
1:F:151:TYR:O	1:F:154:GLN:NE2	2.50	0.44
1:H:138:GLU:OE2	1:H:140:HIS:NE2	2.50	0.44
1:I:61:LEU:HD21	1:J:236:LYS:HA	1.98	0.44
1:K:165:GLU:HB3	1:K:174:ARG:HG3	2.00	0.44
1:K:280:LEU:N	4:l:117:SER:O	2.42	0.44
3:S:258:THR:OG1	3:S:284:THR:OG1	2.34	0.44
3:T:130:LYS:O	3:U:89:ARG:NH2	2.50	0.44
4:l:90:PRO:HD3	4:l:95:TYR:CZ	2.53	0.44
5:m:36:TRP:O	5:m:53:TRP:NE1	2.50	0.44
5:q:10:GLU:HG2	5:q:11:GLU:H	1.82	0.44
5:r:21:ILE:HG13	5:r:22:ASP:N	2.33	0.44
1:A:266:GLU:HB3	1:A:269:THR:OG1	2.18	0.44
1:E:183:GLU:HB3	1:E:199:LYS:HB2	1.98	0.44
2:N:74:ARG:NH2	5:n:46:ILE:HD11	2.33	0.44
1:C:498:ALA:O	1:C:501:GLN:HG3	2.18	0.44
1:D:138:GLU:OE2	1:D:140:HIS:NE2	2.50	0.44
1:K:183:GLU:HB3	1:K:199:LYS:HB2	1.98	0.44
3:S:25:LEU:HD23	3:S:53:VAL:HB	1.99	0.44
3:U:223:THR:HB	3:U:224:PRO:HD3	1.99	0.44
3:X:222:ILE:HG22	3:X:224:PRO:HD2	1.98	0.44
4:d:62:GLN:C	4:d:66:ARG:HE	2.25	0.44
5:m:44:ASP:OD1	5:m:44:ASP:N	2.46	0.44
5:m:124:GLN:NE2	5:n:58:PRO:HD3	2.33	0.44
5:o:18:ASN:HA	5:o:21:ILE:HG12	1.98	0.44
5:o:105:LYS:NZ	5:o:109:GLY:O	2.50	0.44
1:B:151:TYR:O	1:B:154:GLN:NE2	2.51	0.44
1:C:424:ILE:HG23	1:C:428:ASP:HB2	1.99	0.44
1:F:138:GLU:OE2	1:F:140:HIS:NE2	2.50	0.44
1:I:25:PHE:HD1	1:I:148:LEU:HB2	1.83	0.44
1:J:266:GLU:HB3	1:J:269:THR:OG1	2.18	0.44
2:M:45:ASP:O	2:M:47:ASN:N	2.50	0.44

Continued on next page...

Continued from previous page...

Atom-1	Atom-2	Interatomic distance (Å)	Clash overlap (Å)
2:M:74:ARG:NH2	5:m:46:ILE:HD11	2.33	0.44
3:S:3:ASP:O	3:S:6:THR:OG1	2.34	0.44
3:S:89:ARG:NH2	3:X:130:LYS:O	2.50	0.44
3:T:25:LEU:HD23	3:T:53:VAL:HB	2.00	0.44
3:T:142:VAL:HA	3:T:155:TYR:HA	1.99	0.44
3:U:222:ILE:HG22	3:U:224:PRO:HD2	1.98	0.44
4:d:6:THR:OG1	4:d:9:GLU:OE1	2.26	0.44
5:p:10:GLU:HG2	5:p:11:GLU:H	1.83	0.44
1:H:25:PHE:HD1	1:H:148:LEU:HB2	1.83	0.44
1:H:183:GLU:HB3	1:H:199:LYS:HB2	1.99	0.44
1:H:498:ALA:O	1:H:501:GLN:HG3	2.18	0.44
1:K:36:ALA:HB2	1:K:118:TYR:HE1	1.83	0.44
2:N:45:ASP:O	2:N:47:ASN:N	2.50	0.44
3:V:142:VAL:HA	3:V:155:TYR:HA	1.99	0.44
3:X:142:VAL:HA	3:X:155:TYR:HA	1.99	0.44
4:a:6:THR:OG1	4:a:8:ASP:OD1	2.36	0.44
4:c:59:VAL:HG11	4:c:102:LEU:HD11	1.99	0.44
4:l:6:THR:OG1	4:l:8:ASP:OD1	2.35	0.44
5:p:124:GLN:NE2	5:q:58:PRO:HD3	2.33	0.44
1:A:165:GLU:HB3	1:A:174:ARG:HG3	1.99	0.44
1:F:266:GLU:HB3	1:F:269:THR:OG1	2.17	0.44
1:F:498:ALA:O	1:F:501:GLN:HG3	2.18	0.44
1:G:498:ALA:O	1:G:501:GLN:HG3	2.18	0.44
1:L:266:GLU:HB3	1:L:269:THR:OG1	2.18	0.44
1:L:424:ILE:HG23	1:L:428:ASP:HB2	2.00	0.44
3:T:223:THR:HB	3:T:224:PRO:HD3	1.99	0.44
3:W:130:LYS:O	3:X:89:ARG:NH2	2.51	0.44
4:i:133:ARG:NH2	4:i:138:LEU:O	2.50	0.44
4:l:47:ASP:OD1	4:l:47:ASP:N	2.49	0.44
5:q:36:TRP:O	5:q:53:TRP:NE1	2.50	0.44
5:q:124:GLN:NE2	5:r:58:PRO:HD3	2.33	0.44
1:A:25:PHE:HD1	1:A:148:LEU:HB2	1.83	0.44
1:C:69:LEU:HD22	1:D:320:ASN:HA	2.00	0.44
1:D:266:GLU:HB3	1:D:269:THR:OG1	2.18	0.44
1:E:36:ALA:HB2	1:E:118:TYR:HE1	1.83	0.44
1:I:498:ALA:O	1:I:501:GLN:HG3	2.18	0.44
3:S:3:ASP:N	3:S:3:ASP:OD1	2.44	0.44
3:X:3:ASP:O	3:X:6:THR:OG1	2.35	0.44
3:X:25:LEU:HD23	3:X:53:VAL:HB	1.99	0.44
5:n:21:ILE:HG13	5:n:22:ASP:N	2.33	0.44
5:n:82:ARG:HG2	5:n:86:TRP:CD1	2.53	0.44

Continued on next page...

Continued from previous page...

Atom-1	Atom-2	Interatomic distance (Å)	Clash overlap (Å)
5:q:105:LYS:NZ	5:q:109:GLY:O	2.50	0.44
1:H:165:GLU:HB3	1:H:174:ARG:HG3	2.00	0.43
1:I:266:GLU:HB3	1:I:269:THR:OG1	2.18	0.43
1:K:266:GLU:HB3	1:K:269:THR:OG1	2.18	0.43
4:i:6:THR:OG1	4:i:9:GLU:OE1	2.26	0.43
5:m:21:ILE:HG13	5:m:22:ASP:N	2.33	0.43
1:A:436:PHE:HD1	1:B:413:PRO:HG3	1.83	0.43
1:B:183:GLU:HB3	1:B:199:LYS:HB2	1.99	0.43
1:C:36:ALA:HB2	1:C:118:TYR:HE1	1.83	0.43
1:C:81:ASP:OD1	1:C:81:ASP:N	2.51	0.43
1:E:25:PHE:HD1	1:E:148:LEU:HB2	1.83	0.43
1:E:69:LEU:HD22	1:F:320:ASN:HA	2.00	0.43
1:F:442:MET:HE1	1:G:436:PHE:HB3	2.01	0.43
1:J:442:MET:HE1	1:K:436:PHE:HB3	2.00	0.43
2:P:106:GLN:HE22	2:Q:42:PHE:H	1.66	0.43
2:Q:110:VAL:HG23	5:q:130:GLN:HE22	1.83	0.43
3:U:130:LYS:O	3:V:89:ARG:NH2	2.51	0.43
4:c:74:VAL:HG12	4:d:86:TYR:HD1	1.83	0.43
4:h:6:THR:OG1	4:h:8:ASP:OD1	2.36	0.43
5:m:10:GLU:HG2	5:m:11:GLU:H	1.83	0.43
5:n:74:GLN:HE22	5:n:76:MET:HB2	1.82	0.43
1:A:498:ALA:O	1:A:501:GLN:HG3	2.18	0.43
1:B:10:ASP:OD1	1:B:182:TYR:OH	2.37	0.43
1:E:266:GLU:HB3	1:E:269:THR:OG1	2.18	0.43
1:G:25:PHE:HD1	1:G:148:LEU:HB2	1.83	0.43
1:K:498:ALA:O	1:K:501:GLN:HG3	2.18	0.43
3:S:18:PRO:HB2	3:S:21:LEU:HD21	2.00	0.43
3:V:13:ASP:O	3:V:147:ARG:NH2	2.44	0.43
4:c:6:THR:OG1	4:c:8:ASP:OD1	2.36	0.43
5:n:82:ARG:HG2	5:n:86:TRP:HD1	1.83	0.43
1:G:36:ALA:HB2	1:G:118:TYR:HE1	1.83	0.43
1:K:168:ASN:N	1:K:168:ASN:OD1	2.51	0.43
1:K:500:GLN:O	1:K:503:GLN:HG3	2.19	0.43
1:L:36:ALA:HB2	1:L:118:TYR:HE1	1.83	0.43
2:M:10:ARG:NH2	2:M:66:ASP:O	2.52	0.43
2:R:45:ASP:OD1	2:R:45:ASP:N	2.51	0.43
3:T:18:PRO:HB2	3:T:21:LEU:HD21	2.01	0.43
3:T:112:ASP:OD1	3:T:112:ASP:N	2.52	0.43
3:V:130:LYS:O	3:W:89:ARG:NH2	2.51	0.43
4:d:6:THR:OG1	4:d:8:ASP:OD1	2.36	0.43
4:d:47:ASP:N	4:d:47:ASP:OD1	2.49	0.43

Continued on next page...

Continued from previous page...

Atom-1	Atom-2	Interatomic distance (Å)	Clash overlap (Å)
4:g:6:THR:OG1	4:g:8:ASP:OD1	2.36	0.43
5:o:21:ILE:HG13	5:o:22:ASP:N	2.33	0.43
5:o:82:ARG:HG2	5:o:86:TRP:CD1	2.53	0.43
5:p:21:ILE:HG13	5:p:22:ASP:N	2.33	0.43
1:D:25:PHE:HD1	1:D:148:LEU:HB2	1.84	0.43
1:H:436:PHE:HD1	1:I:413:PRO:HG3	1.83	0.43
1:H:442:MET:HE1	1:I:436:PHE:HB3	2.00	0.43
2:Q:74:ARG:NH2	5:q:46:ILE:HD11	2.33	0.43
3:W:18:PRO:HB2	3:W:21:LEU:HD21	2.00	0.43
3:W:105:LEU:HA	3:W:108:ILE:HG22	2.00	0.43
4:c:33:VAL:HG11	4:c:63:ALA:HB3	1.99	0.43
4:f:32:ILE:HD12	4:g:58:ALA:HB2	2.00	0.43
5:m:58:PRO:HD3	5:r:124:GLN:NE2	2.33	0.43
5:o:10:GLU:HG2	5:o:11:GLU:H	1.83	0.43
1:B:266:GLU:HB3	1:B:269:THR:HG1	1.84	0.43
1:D:442:MET:HE1	1:E:436:PHE:HB3	2.01	0.43
1:H:36:ALA:HB2	1:H:118:TYR:HE1	1.82	0.43
1:I:81:ASP:N	1:I:81:ASP:OD1	2.51	0.43
2:M:45:ASP:OD1	2:M:45:ASP:N	2.51	0.43
3:U:112:ASP:OD1	3:U:112:ASP:N	2.51	0.43
3:X:18:PRO:HB2	3:X:21:LEU:HD21	2.01	0.43
5:m:105:LYS:NZ	5:m:109:GLY:O	2.52	0.43
1:A:10:ASP:OD1	1:A:182:TYR:OH	2.37	0.43
1:A:137:ALA:N	1:A:373:GLU:OE2	2.52	0.43
1:D:81:ASP:OD1	1:D:81:ASP:N	2.52	0.43
1:F:424:ILE:HG23	1:F:428:ASP:HB2	2.00	0.43
1:G:124:ARG:HB2	1:G:210:PHE:HE1	1.84	0.43
1:G:424:ILE:HG23	1:G:428:ASP:HB2	2.01	0.43
1:H:266:GLU:HB3	1:H:269:THR:OG1	2.18	0.43
1:I:34:ARG:HH21	4:h:130:ALA:HB2	1.84	0.43
1:J:500:GLN:O	1:J:503:GLN:HG3	2.19	0.43
1:K:10:ASP:OD1	1:K:182:TYR:OH	2.37	0.43
1:L:10:ASP:OD1	1:L:182:TYR:OH	2.37	0.43
1:L:500:GLN:O	1:L:503:GLN:HG3	2.19	0.43
4:j:74:VAL:HG12	4:k:86:TYR:HD1	1.84	0.43
5:o:36:TRP:O	5:o:53:TRP:NE1	2.52	0.43
1:A:36:ALA:HB2	1:A:118:TYR:HE1	1.83	0.43
1:B:36:ALA:HB2	1:B:118:TYR:HE1	1.83	0.43
1:G:81:ASP:OD1	1:G:81:ASP:N	2.52	0.43
1:G:266:GLU:HB3	1:G:269:THR:OG1	2.18	0.43
1:G:340:LEU:HD21	1:G:393:VAL:HG12	2.01	0.43

Continued on next page...

Continued from previous page...

Atom-1	Atom-2	Interatomic distance (Å)	Clash overlap (Å)
1:I:424:ILE:HG23	1:I:428:ASP:HB2	2.01	0.43
1:I:500:GLN:O	1:I:503:GLN:HG3	2.19	0.43
1:J:138:GLU:OE2	1:J:140:HIS:NE2	2.52	0.43
1:J:280:LEU:HD13	1:J:286:LEU:HD11	2.00	0.43
2:O:74:ARG:NH2	5:o:46:ILE:HD11	2.34	0.43
3:S:2:THR:HG1	3:S:3:ASP:H	1.65	0.43
3:W:150:ARG:HH12	3:W:206:ASP:HB2	1.84	0.43
4:a:11:GLN:NE2	4:a:18:PHE:H	2.17	0.43
4:f:59:VAL:HG11	4:f:102:LEU:HD11	2.01	0.43
1:A:424:ILE:HG23	1:A:428:ASP:HB2	2.01	0.43
1:B:81:ASP:OD1	1:B:81:ASP:N	2.52	0.43
1:B:125:VAL:HG13	1:B:139:ILE:HG12	2.01	0.43
1:C:442:MET:HE1	1:D:436:PHE:HB3	2.01	0.43
1:E:239:LYS:NZ	1:E:243:ASP:OD2	2.38	0.43
1:F:25:PHE:HD1	1:F:148:LEU:HB2	1.83	0.43
1:F:81:ASP:N	1:F:81:ASP:OD1	2.51	0.43
1:G:280:LEU:HD13	1:G:286:LEU:HD11	2.00	0.43
1:K:151:TYR:CZ	1:K:160:PRO:HG3	2.53	0.43
2:P:74:ARG:NH2	5:p:46:ILE:HD11	2.34	0.43
3:S:112:ASP:OD1	3:S:112:ASP:N	2.51	0.43
4:g:59:VAL:HG11	4:g:102:LEU:HD11	2.01	0.43
5:m:67:ARG:HA	5:m:147:MET:SD	2.58	0.43
1:A:125:VAL:HG13	1:A:139:ILE:HG12	2.01	0.43
1:A:151:TYR:O	1:A:154:GLN:NE2	2.52	0.43
1:A:168:ASN:OD1	1:A:168:ASN:N	2.52	0.43
1:F:89:LYS:NZ	1:F:416:PHE:HB2	2.34	0.43
1:H:81:ASP:OD1	1:H:81:ASP:N	2.52	0.43
1:J:36:ALA:HB2	1:J:118:TYR:HE1	1.83	0.43
1:J:124:ARG:HB2	1:J:210:PHE:HE1	1.84	0.43
1:K:442:MET:HE1	1:L:436:PHE:HB3	2.01	0.43
2:N:93:HIS:CD2	2:N:96:ASP:H	2.37	0.43
3:T:3:ASP:O	3:T:6:THR:OG1	2.34	0.43
3:U:18:PRO:HB2	3:U:21:LEU:HD21	2.00	0.43
4:d:78:GLN:NE2	4:e:81:PRO:O	2.52	0.43
4:d:91:ASP:N	4:d:91:ASP:OD1	2.51	0.43
4:h:73:ARG:NH2	4:h:92:GLY:O	2.52	0.43
4:j:62:GLN:HG2	4:j:65:ARG:HH21	1.84	0.43
5:q:67:ARG:HA	5:q:147:MET:SD	2.59	0.43
5:q:155:GLN:HG2	5:q:156:LYS:H	1.84	0.43
1:A:500:GLN:O	1:A:503:GLN:HG3	2.18	0.42
1:B:137:ALA:N	1:B:373:GLU:OE2	2.52	0.42

Continued on next page...

Continued from previous page...

Atom-1	Atom-2	Interatomic distance (Å)	Clash overlap (Å)
1:C:151:TYR:O	1:C:154:GLN:NE2	2.52	0.42
1:E:125:VAL:HG13	1:E:139:ILE:HG12	2.01	0.42
1:H:424:ILE:HG23	1:H:428:ASP:HB2	2.01	0.42
1:J:10:ASP:OD1	1:J:182:TYR:OH	2.37	0.42
1:J:25:PHE:HD1	1:J:148:LEU:HB2	1.83	0.42
3:S:102:ARG:NH1	3:S:113:PHE:O	2.49	0.42
3:S:105:LEU:HA	3:S:108:ILE:HG22	2.00	0.42
4:g:78:GLN:NE2	4:h:81:PRO:O	2.51	0.42
5:o:97:LEU:HB2	5:o:98:PRO:HD3	2.01	0.42
1:B:500:GLN:O	1:B:503:GLN:HG3	2.19	0.42
1:C:125:VAL:HG13	1:C:139:ILE:HG12	2.00	0.42
1:E:81:ASP:OD1	1:E:81:ASP:N	2.52	0.42
1:G:165:GLU:HB3	1:G:174:ARG:HG3	2.00	0.42
1:J:69:LEU:HD22	1:K:320:ASN:HA	2.01	0.42
1:J:125:VAL:HG13	1:J:139:ILE:HG12	2.00	0.42
1:J:424:ILE:HG23	1:J:428:ASP:HB2	2.02	0.42
1:L:151:TYR:O	1:L:154:GLN:NE2	2.52	0.42
4:c:6:THR:OG1	4:c:9:GLU:OE1	2.26	0.42
5:q:21:ILE:HG13	5:q:22:ASP:N	2.33	0.42
1:D:10:ASP:OD1	1:D:182:TYR:OH	2.37	0.42
1:E:124:ARG:HB2	1:E:210:PHE:HE1	1.85	0.42
1:I:280:LEU:HD13	1:I:286:LEU:HD11	2.01	0.42
1:L:34:ARG:HH21	4:k:130:ALA:HB2	1.85	0.42
5:n:105:LYS:NZ	5:n:109:GLY:O	2.52	0.42
5:r:20:PHE:HA	5:r:23:MET:HG2	2.01	0.42
1:E:500:GLN:O	1:E:503:GLN:HG3	2.19	0.42
1:G:69:LEU:HD22	1:H:320:ASN:HA	2.01	0.42
1:K:69:LEU:HD22	1:L:320:ASN:HA	2.01	0.42
3:X:26:ALA:HB2	3:X:50:TYR:HD1	1.84	0.42
4:b:6:THR:OG1	4:b:8:ASP:OD1	2.36	0.42
5:m:86:TRP:HH2	5:n:56:ARG:HD3	1.84	0.42
1:A:124:ARG:HB2	1:A:210:PHE:HE1	1.85	0.42
1:C:34:ARG:HH21	4:b:130:ALA:HB2	1.84	0.42
1:D:457:GLU:O	1:D:461:GLU:HG2	2.20	0.42
1:E:457:GLU:O	1:E:461:GLU:HG2	2.20	0.42
1:F:436:PHE:HD1	1:G:413:PRO:HG3	1.84	0.42
1:K:137:ALA:N	1:K:373:GLU:OE2	2.52	0.42
1:L:81:ASP:OD1	1:L:81:ASP:N	2.52	0.42
1:L:137:ALA:N	1:L:373:GLU:OE2	2.52	0.42
3:S:150:ARG:HH12	3:S:206:ASP:HB2	1.84	0.42
4:k:59:VAL:HG11	4:k:102:LEU:HD11	2.01	0.42

Continued on next page...

Continued from previous page...

Atom-1	Atom-2	Interatomic distance (Å)	Clash overlap (Å)
5:n:97:LEU:HB2	5:n:98:PRO:HD3	2.01	0.42
1:A:69:LEU:HD22	1:B:320:ASN:HA	2.02	0.42
1:B:424:ILE:HG23	1:B:428:ASP:HB2	2.02	0.42
1:C:124:ARG:HB2	1:C:210:PHE:HE1	1.85	0.42
1:D:280:LEU:HD13	1:D:286:LEU:HD11	2.00	0.42
1:D:436:PHE:HD1	1:E:413:PRO:HG3	1.83	0.42
1:E:266:GLU:HB3	1:E:269:THR:HG1	1.85	0.42
1:G:500:GLN:O	1:G:503:GLN:HG3	2.19	0.42
1:K:424:ILE:HG23	1:K:428:ASP:HB2	2.02	0.42
2:N:45:ASP:OD1	2:N:45:ASP:N	2.51	0.42
3:U:150:ARG:HH12	3:U:206:ASP:HB2	1.84	0.42
3:V:18:PRO:HB2	3:V:21:LEU:HD21	2.00	0.42
3:X:19:LEU:HD21	5:r:115:ARG:HH11	1.84	0.42
3:X:236:SER:O	3:X:236:SER:OG	2.32	0.42
5:o:155:GLN:HG2	5:o:156:LYS:H	1.84	0.42
5:p:86:TRP:HH2	5:q:56:ARG:HD3	1.84	0.42
5:r:36:TRP:O	5:r:53:TRP:NE1	2.52	0.42
1:B:280:LEU:HD13	1:B:286:LEU:HD11	2.01	0.42
1:B:280:LEU:N	4:c:117:SER:O	2.43	0.42
1:D:424:ILE:HG23	1:D:428:ASP:HB2	2.01	0.42
1:E:89:LYS:NZ	1:E:416:PHE:HB2	2.35	0.42
1:E:280:LEU:N	4:f:117:SER:O	2.43	0.42
1:E:424:ILE:HG23	1:E:428:ASP:HB2	2.01	0.42
1:F:36:ALA:HB2	1:F:118:TYR:HE1	1.83	0.42
1:F:267:ASP:HA	4:h:104:ARG:NH1	2.35	0.42
1:H:457:GLU:O	1:H:461:GLU:HG2	2.20	0.42
1:I:10:ASP:OD1	1:I:182:TYR:OH	2.37	0.42
1:I:124:ARG:HB2	1:I:210:PHE:HE1	1.84	0.42
1:I:442:MET:HE1	1:J:436:PHE:HB3	2.02	0.42
1:J:436:PHE:HD1	1:K:413:PRO:HG3	1.84	0.42
1:K:124:ARG:HB2	1:K:210:PHE:HE1	1.85	0.42
2:N:10:ARG:NH2	2:N:66:ASP:O	2.53	0.42
3:V:26:ALA:HB2	3:V:50:TYR:HD1	1.85	0.42
4:i:78:GLN:NE2	4:j:81:PRO:O	2.52	0.42
5:n:36:TRP:O	5:n:53:TRP:NE1	2.52	0.42
5:p:105:LYS:NZ	5:p:109:GLY:O	2.53	0.42
1:A:280:LEU:N	4:b:117:SER:O	2.43	0.42
1:A:320:ASN:HA	1:L:69:LEU:HD22	2.02	0.42
1:C:10:ASP:OD1	1:C:182:TYR:OH	2.38	0.42
1:C:436:PHE:HD1	1:D:413:PRO:HG3	1.84	0.42
1:D:266:GLU:HB3	1:D:269:THR:HG1	1.85	0.42

Continued on next page...

Continued from previous page...

Atom-1	Atom-2	Interatomic distance (Å)	Clash overlap (Å)
1:D:369:ALA:O	1:D:372:VAL:HG12	2.20	0.42
1:F:500:GLN:O	1:F:503:GLN:HG3	2.19	0.42
1:G:10:ASP:OD1	1:G:182:TYR:OH	2.37	0.42
1:H:124:ARG:HB2	1:H:210:PHE:HE1	1.85	0.42
1:I:89:LYS:HZ3	1:I:416:PHE:HB2	1.83	0.42
1:I:154:GLN:H	1:I:154:GLN:HG2	1.70	0.42
3:S:26:ALA:HB2	3:S:50:TYR:HD1	1.85	0.42
3:V:105:LEU:HA	3:V:108:ILE:HG22	2.01	0.42
5:n:155:GLN:HG2	5:n:156:LYS:H	1.84	0.42
5:p:155:GLN:HG2	5:p:156:LYS:H	1.84	0.42
5:r:67:ARG:HA	5:r:147:MET:SD	2.60	0.42
1:A:34:ARG:HH21	4:l:130:ALA:HB2	1.85	0.42
1:A:280:LEU:HD13	1:A:286:LEU:HD11	2.01	0.42
1:B:168:ASN:OD1	1:B:168:ASN:N	2.53	0.42
1:B:436:PHE:HD1	1:C:413:PRO:HG3	1.84	0.42
1:C:280:LEU:HD13	1:C:286:LEU:HD11	2.01	0.42
1:D:500:GLN:O	1:D:503:GLN:HG3	2.19	0.42
1:E:10:ASP:OD1	1:E:182:TYR:OH	2.38	0.42
1:F:151:TYR:CZ	1:F:160:PRO:HG3	2.55	0.42
1:F:372:VAL:HG13	1:F:373:GLU:HG3	2.01	0.42
1:I:165:GLU:HB3	1:I:174:ARG:HG3	2.01	0.42
1:I:267:ASP:HA	4:k:104:ARG:NH1	2.35	0.42
1:L:457:GLU:O	1:L:461:GLU:HG2	2.20	0.42
2:O:45:ASP:OD1	2:O:45:ASP:N	2.51	0.42
3:U:26:ALA:HB2	3:U:50:TYR:HD1	1.85	0.42
4:a:47:ASP:OD1	4:a:47:ASP:N	2.49	0.42
5:q:92:VAL:O	5:q:96:LEU:HD23	2.20	0.42
5:r:105:LYS:NZ	5:r:109:GLY:O	2.51	0.42
1:B:124:ARG:HB2	1:B:210:PHE:HE1	1.85	0.42
1:C:280:LEU:N	4:d:117:SER:O	2.42	0.42
1:D:69:LEU:HD22	1:E:320:ASN:HA	2.02	0.42
1:F:125:VAL:HG13	1:F:139:ILE:HG12	2.02	0.42
1:F:369:ALA:O	1:F:372:VAL:HG12	2.20	0.42
1:G:477:VAL:HA	1:G:480:ASP:OD2	2.20	0.42
1:H:280:LEU:HD13	1:H:286:LEU:HD11	2.01	0.42
1:K:477:VAL:HA	1:K:480:ASP:OD2	2.20	0.42
1:L:125:VAL:HG13	1:L:139:ILE:HG12	2.02	0.42
2:Q:45:ASP:OD1	2:Q:45:ASP:N	2.51	0.42
3:S:130:LYS:O	3:T:89:ARG:NH2	2.52	0.42
3:V:112:ASP:OD1	3:V:112:ASP:N	2.51	0.42
3:W:112:ASP:OD1	3:W:112:ASP:N	2.51	0.42

Continued on next page...

Continued from previous page...

Atom-1	Atom-2	Interatomic distance (Å)	Clash overlap (Å)
4:c:106:LYS:HE3	4:c:106:LYS:HB3	1.94	0.42
1:B:376:THR:OG1	1:B:380:ARG:NH2	2.52	0.41
1:B:450:THR:OG1	1:B:453:GLY:O	2.26	0.41
1:C:372:VAL:HG13	1:C:373:GLU:HG3	2.02	0.41
1:E:280:LEU:HD13	1:E:286:LEU:HD11	2.02	0.41
1:F:331:GLN:HG2	1:G:325:VAL:HG21	2.02	0.41
1:G:436:PHE:HD1	1:H:413:PRO:HG3	1.84	0.41
1:G:442:MET:HE1	1:H:436:PHE:HB3	2.02	0.41
1:G:457:GLU:O	1:G:461:GLU:HG2	2.20	0.41
1:H:15:LYS:HB2	1:H:15:LYS:HE2	1.92	0.41
1:H:125:VAL:HG13	1:H:139:ILE:HG12	2.01	0.41
1:I:168:ASN:OD1	1:I:168:ASN:N	2.52	0.41
1:L:89:LYS:NZ	1:L:416:PHE:HB2	2.35	0.41
1:L:168:ASN:N	1:L:168:ASN:OD1	2.51	0.41
1:L:178:ASP:OD1	1:L:179:THR:N	2.53	0.41
1:L:477:VAL:HA	1:L:480:ASP:OD2	2.20	0.41
3:V:150:ARG:HH22	3:V:206:ASP:HB2	1.85	0.41
5:o:82:ARG:HG2	5:o:86:TRP:HD1	1.85	0.41
5:o:128:PRO:HB2	5:o:132:ILE:HA	2.02	0.41
5:p:128:PRO:HB2	5:p:132:ILE:HA	2.03	0.41
5:q:64:TRP:NE1	5:q:150:ALA:O	2.44	0.41
1:A:477:VAL:HA	1:A:480:ASP:OD2	2.20	0.41
1:B:267:ASP:HA	4:d:104:ARG:NH1	2.35	0.41
1:B:477:VAL:HA	1:B:480:ASP:OD2	2.20	0.41
1:C:457:GLU:O	1:C:461:GLU:HG2	2.20	0.41
1:D:34:ARG:HH21	4:c:130:ALA:HB2	1.85	0.41
1:F:124:ARG:HB2	1:F:210:PHE:HE1	1.84	0.41
1:H:477:VAL:HA	1:H:480:ASP:OD2	2.20	0.41
1:H:500:GLN:O	1:H:503:GLN:HG3	2.19	0.41
1:I:57:ALA:HA	4:i:124:PRO:HB3	2.02	0.41
1:I:69:LEU:HD22	1:J:320:ASN:HA	2.02	0.41
1:I:98:THR:HG21	1:I:137:ALA:HB3	2.01	0.41
1:I:331:GLN:HG2	1:J:325:VAL:HG21	2.02	0.41
2:N:67:LEU:HD13	2:N:73:ILE:HD11	2.03	0.41
3:T:26:ALA:HB2	3:T:50:TYR:HD1	1.84	0.41
3:T:150:ARG:HH12	3:T:206:ASP:HB2	1.85	0.41
3:X:150:ARG:HH12	3:X:206:ASP:HB2	1.84	0.41
4:d:59:VAL:HG11	4:d:102:LEU:HD11	2.02	0.41
4:l:73:ARG:HH21	4:l:89:PRO:HB2	1.86	0.41
1:A:81:ASP:N	1:A:81:ASP:OD1	2.52	0.41
1:A:442:MET:HE1	1:B:436:PHE:HB3	2.01	0.41

Continued on next page...

Continued from previous page...

Atom-1	Atom-2	Interatomic distance (Å)	Clash overlap (Å)
1:B:372:VAL:HG13	1:B:373:GLU:HG3	2.02	0.41
1:B:457:GLU:O	1:B:461:GLU:HG2	2.20	0.41
1:E:442:MET:HE1	1:F:436:PHE:HB3	2.03	0.41
1:F:457:GLU:O	1:F:461:GLU:HG2	2.20	0.41
1:I:125:VAL:HG13	1:I:139:ILE:HG12	2.01	0.41
1:J:457:GLU:O	1:J:461:GLU:HG2	2.20	0.41
1:K:34:ARG:HH21	4:j:130:ALA:HB2	1.85	0.41
1:K:98:THR:HG21	1:K:137:ALA:HB3	2.02	0.41
1:L:267:ASP:HA	4:b:104:ARG:NH1	2.35	0.41
1:L:280:LEU:HD13	1:L:286:LEU:HD11	2.02	0.41
1:L:372:VAL:HG13	1:L:373:GLU:HG3	2.02	0.41
2:M:41:LYS:HA	2:M:41:LYS:HD2	1.98	0.41
2:M:93:HIS:ND1	4:d:79:MET:SD	2.93	0.41
2:Q:43:GLY:HA3	2:Q:54:SER:HB3	2.02	0.41
3:X:150:ARG:HH22	3:X:206:ASP:HB2	1.85	0.41
4:e:6:THR:OG1	4:e:8:ASP:OD1	2.38	0.41
4:i:73:ARG:HH22	4:i:92:GLY:C	2.29	0.41
4:j:11:GLN:NE2	4:j:18:PHE:H	2.18	0.41
4:k:11:GLN:NE2	4:k:18:PHE:H	2.18	0.41
5:r:155:GLN:HG2	5:r:156:LYS:H	1.85	0.41
1:D:477:VAL:HA	1:D:480:ASP:OD2	2.20	0.41
1:F:34:ARG:HH21	4:e:130:ALA:HB2	1.85	0.41
1:H:89:LYS:NZ	1:H:416:PHE:HB2	2.36	0.41
1:I:457:GLU:O	1:I:461:GLU:HG2	2.20	0.41
1:J:246:LEU:HD23	1:J:246:LEU:HA	1.94	0.41
1:K:81:ASP:N	1:K:81:ASP:OD1	2.52	0.41
1:K:125:VAL:HG13	1:K:139:ILE:HG12	2.03	0.41
1:L:124:ARG:HB2	1:L:210:PHE:HE1	1.85	0.41
2:P:45:ASP:OD1	2:P:45:ASP:N	2.51	0.41
2:R:10:ARG:NH2	2:R:66:ASP:O	2.53	0.41
3:W:19:LEU:HD21	5:q:115:ARG:HH11	1.85	0.41
3:W:246:ASP:OD1	3:W:246:ASP:N	2.54	0.41
4:f:62:GLN:HG3	4:f:66:ARG:NE	2.35	0.41
4:h:62:GLN:NE2	4:h:98:GLU:OE2	2.53	0.41
5:m:56:ARG:HD3	5:r:86:TRP:HH2	1.85	0.41
1:A:372:VAL:HG13	1:A:373:GLU:HG3	2.02	0.41
1:A:413:PRO:HG3	1:L:436:PHE:HD1	1.85	0.41
1:B:289:GLY:HA3	1:C:263:ASP:HB2	2.02	0.41
1:C:477:VAL:HA	1:C:480:ASP:OD2	2.20	0.41
1:F:10:ASP:OD1	1:F:182:TYR:OH	2.38	0.41
1:F:477:VAL:HA	1:F:480:ASP:OD2	2.20	0.41

Continued on next page...

Continued from previous page...

Atom-1	Atom-2	Interatomic distance (Å)	Clash overlap (Å)
1:G:154:GLN:H	1:G:154:GLN:HG2	1.72	0.41
1:I:369:ALA:O	1:I:372:VAL:HG12	2.21	0.41
1:J:34:ARG:HH21	4:i:130:ALA:HB2	1.86	0.41
1:K:457:GLU:O	1:K:461:GLU:HG2	2.20	0.41
1:L:369:ALA:O	1:L:372:VAL:HG12	2.21	0.41
2:P:43:GLY:HA3	2:P:54:SER:HB3	2.03	0.41
3:T:111:GLN:HE21	3:T:112:ASP:H	1.69	0.41
3:V:150:ARG:HH12	3:V:206:ASP:HB2	1.85	0.41
3:W:150:ARG:HH22	3:W:206:ASP:HB2	1.86	0.41
3:X:112:ASP:N	3:X:112:ASP:OD1	2.51	0.41
4:b:74:VAL:HG21	4:b:77:ARG:HB2	2.01	0.41
4:e:62:GLN:C	4:e:66:ARG:HE	2.27	0.41
5:n:67:ARG:HA	5:n:147:MET:SD	2.59	0.41
1:C:500:GLN:O	1:C:503:GLN:HG3	2.19	0.41
1:D:124:ARG:HB2	1:D:210:PHE:HE1	1.85	0.41
1:G:125:VAL:HG13	1:G:139:ILE:HG12	2.02	0.41
1:G:393:VAL:HG12	1:G:393:VAL:O	2.20	0.41
1:H:34:ARG:HH21	4:g:130:ALA:HB2	1.85	0.41
1:H:69:LEU:HD22	1:I:320:ASN:HA	2.02	0.41
1:I:137:ALA:N	1:I:373:GLU:OE2	2.53	0.41
1:J:286:LEU:HA	4:l:113:THR:HG22	2.03	0.41
1:J:372:VAL:HG13	1:J:373:GLU:HG3	2.01	0.41
2:P:10:ARG:HE	2:P:24:HIS:CG	2.38	0.41
2:Q:67:LEU:HD13	2:Q:73:ILE:HD11	2.03	0.41
3:T:150:ARG:HH22	3:T:206:ASP:HB2	1.85	0.41
3:U:105:LEU:HA	3:U:108:ILE:HG22	2.00	0.41
4:b:6:THR:OG1	4:b:9:GLU:OE1	2.26	0.41
5:n:128:PRO:HB2	5:n:132:ILE:HA	2.02	0.41
1:C:267:ASP:HA	4:e:104:ARG:NH1	2.36	0.41
1:E:151:TYR:CZ	1:E:160:PRO:HG3	2.56	0.41
1:E:220:ASP:N	1:E:220:ASP:OD1	2.54	0.41
1:E:376:THR:OG1	1:E:380:ARG:NH2	2.53	0.41
1:H:369:ALA:O	1:H:372:VAL:HG12	2.21	0.41
1:H:372:VAL:HG13	1:H:373:GLU:HG3	2.02	0.41
1:J:81:ASP:OD1	1:J:81:ASP:N	2.52	0.41
1:K:310:HIS:HB3	1:L:312:GLN:HE22	1.86	0.41
1:L:280:LEU:N	4:a:117:SER:O	2.44	0.41
2:M:33:TRP:HD1	2:M:55:LEU:HD21	1.86	0.41
2:P:33:TRP:HD1	2:P:55:LEU:HD21	1.85	0.41
3:X:246:ASP:OD1	3:X:246:ASP:N	2.54	0.41
4:a:48:ALA:O	4:a:52:VAL:HB	2.20	0.41

Continued on next page...

Continued from previous page...

Atom-1	Atom-2	Interatomic distance (Å)	Clash overlap (Å)
4:g:62:GLN:HG3	4:g:65:ARG:NH2	2.36	0.41
5:n:98:PRO:HG3	5:o:64:TRP:CD2	2.55	0.41
1:A:325:VAL:HG21	1:L:331:GLN:HG2	2.03	0.41
1:B:15:LYS:HB2	1:B:15:LYS:HE2	1.92	0.41
1:B:369:ALA:O	1:B:372:VAL:HG12	2.20	0.41
1:B:442:MET:HE1	1:C:436:PHE:HB3	2.02	0.41
1:C:289:GLY:HA3	1:D:263:ASP:HB2	2.02	0.41
1:D:125:VAL:HG13	1:D:139:ILE:HG12	2.01	0.41
1:D:372:VAL:HG13	1:D:373:GLU:HG3	2.02	0.41
1:E:34:ARG:HH21	4:d:130:ALA:HB2	1.86	0.41
1:E:289:GLY:HA3	1:F:263:ASP:HB2	2.02	0.41
1:F:280:LEU:HD13	1:F:286:LEU:HD11	2.01	0.41
1:H:289:GLY:HA3	1:I:263:ASP:HB2	2.02	0.41
1:J:137:ALA:N	1:J:373:GLU:OE2	2.54	0.41
1:J:289:GLY:HA3	1:K:263:ASP:HB2	2.02	0.41
2:M:10:ARG:HE	2:M:24:HIS:CG	2.39	0.41
2:Q:10:ARG:HE	2:Q:24:HIS:CG	2.38	0.41
3:W:26:ALA:HB2	3:W:50:TYR:HD1	1.85	0.41
4:b:48:ALA:O	4:b:52:VAL:HB	2.21	0.41
4:d:11:GLN:NE2	4:d:18:PHE:H	2.19	0.41
4:g:11:GLN:NE2	4:g:18:PHE:H	2.19	0.41
4:g:94:PHE:HB3	4:g:98:GLU:HB2	2.03	0.41
4:h:11:GLN:NE2	4:h:18:PHE:H	2.19	0.41
1:A:89:LYS:NZ	1:A:416:PHE:HB2	2.35	0.41
1:A:289:GLY:HA3	1:B:263:ASP:HB2	2.03	0.41
1:A:369:ALA:O	1:A:372:VAL:HG12	2.21	0.41
1:A:457:GLU:O	1:A:461:GLU:HG2	2.20	0.41
1:B:171:LYS:O	1:B:186:MET:N	2.43	0.41
1:C:137:ALA:N	1:C:373:GLU:OE2	2.54	0.41
1:C:331:GLN:HG2	1:D:325:VAL:HG21	2.03	0.41
1:D:178:ASP:OD1	1:D:179:THR:N	2.53	0.41
1:D:280:LEU:N	4:e:117:SER:O	2.43	0.41
1:H:266:GLU:HB3	1:H:269:THR:HG1	1.86	0.41
1:I:477:VAL:HA	1:I:480:ASP:OD2	2.20	0.41
1:J:151:TYR:O	1:J:154:GLN:NE2	2.54	0.41
1:J:477:VAL:HA	1:J:480:ASP:OD2	2.20	0.41
1:K:280:LEU:HD13	1:K:286:LEU:HD11	2.02	0.41
1:K:369:ALA:O	1:K:372:VAL:HG12	2.21	0.41
1:K:393:VAL:HG22	1:L:345:LYS:HZ2	1.86	0.41
3:S:236:SER:O	3:S:236:SER:OG	2.32	0.41
4:c:11:GLN:NE2	4:c:18:PHE:H	2.18	0.41

Continued on next page...

Continued from previous page...

Atom-1	Atom-2	Interatomic distance (Å)	Clash overlap (Å)
4:e:47:ASP:OD1	4:e:47:ASP:N	2.49	0.41
4:g:72:ASP:OD1	4:g:72:ASP:N	2.47	0.41
4:h:48:ALA:O	4:h:52:VAL:HB	2.20	0.41
5:o:98:PRO:HG3	5:p:64:TRP:CD2	2.55	0.41
5:q:7:ASP:OD1	5:q:7:ASP:N	2.54	0.41
1:A:331:GLN:HG2	1:B:325:VAL:HG21	2.03	0.41
1:E:477:VAL:HA	1:E:480:ASP:OD2	2.20	0.41
1:G:89:LYS:NZ	1:G:416:PHE:HB2	2.36	0.41
1:G:286:LEU:HA	4:i:113:THR:HG22	2.03	0.41
1:J:310:HIS:HB3	1:K:312:GLN:HE22	1.86	0.41
1:K:376:THR:OG1	1:K:380:ARG:NH2	2.52	0.41
1:L:57:ALA:HA	4:l:124:PRO:HB3	2.03	0.41
4:e:11:GLN:NE2	4:e:18:PHE:H	2.19	0.41
4:g:62:GLN:HG2	4:g:66:ARG:NE	2.36	0.41
4:j:48:ALA:O	4:j:52:VAL:HB	2.21	0.41
4:k:33:VAL:HG11	4:k:63:ALA:HB3	2.03	0.41
4:l:6:THR:OG1	4:l:9:GLU:OE1	2.26	0.41
5:p:7:ASP:OD1	5:p:7:ASP:N	2.54	0.41
5:q:86:TRP:HH2	5:r:56:ARG:HD3	1.86	0.41
1:A:98:THR:HG21	1:A:137:ALA:HB3	2.02	0.40
1:A:236:LYS:HD3	1:L:245:LEU:HD11	2.03	0.40
1:A:239:LYS:NZ	1:A:243:ASP:OD2	2.38	0.40
1:A:263:ASP:HB2	1:L:289:GLY:HA3	2.02	0.40
1:A:266:GLU:HB3	1:A:269:THR:HG1	1.85	0.40
1:C:178:ASP:OD1	1:C:179:THR:N	2.54	0.40
1:C:369:ALA:O	1:C:372:VAL:HG12	2.21	0.40
1:D:137:ALA:N	1:D:373:GLU:OE2	2.54	0.40
1:E:126:LEU:HD23	1:E:126:LEU:HA	1.94	0.40
1:F:245:LEU:HD11	1:G:236:LYS:HD3	2.03	0.40
1:I:286:LEU:HA	4:k:113:THR:HG22	2.03	0.40
1:J:331:GLN:HG2	1:K:325:VAL:HG21	2.03	0.40
1:J:369:ALA:O	1:J:372:VAL:HG12	2.21	0.40
2:N:33:TRP:HD1	2:N:55:LEU:HD21	1.86	0.40
2:R:33:TRP:HD1	2:R:55:LEU:HD21	1.86	0.40
3:S:19:LEU:HD21	5:m:115:ARG:HH11	1.86	0.40
4:b:11:GLN:NE2	4:b:18:PHE:H	2.18	0.40
4:d:48:ALA:O	4:d:52:VAL:HB	2.21	0.40
4:k:78:GLN:NE2	4:l:81:PRO:O	2.54	0.40
1:A:436:PHE:HB3	1:L:442:MET:HE1	2.02	0.40
1:C:57:ALA:HA	4:c:124:PRO:HB3	2.03	0.40
1:G:372:VAL:HG13	1:G:373:GLU:HG3	2.03	0.40

Continued on next page...

Continued from previous page...

Atom-1	Atom-2	Interatomic distance (Å)	Clash overlap (Å)
1:H:286:LEU:HA	4:j:113:THR:HG22	2.03	0.40
1:I:178:ASP:OD1	1:I:179:THR:N	2.53	0.40
1:J:89:LYS:NZ	1:J:416:PHE:HB2	2.35	0.40
1:J:93:LYS:HA	1:J:93:LYS:HD2	1.93	0.40
3:V:19:LEU:HD21	5:p:115:ARG:HH11	1.86	0.40
4:b:78:GLN:NE2	4:c:81:PRO:O	2.55	0.40
4:e:21:ASP:OD1	4:e:21:ASP:N	2.54	0.40
4:f:83:ASN:OD1	4:f:84:VAL:N	2.55	0.40
5:r:128:PRO:HB2	5:r:132:ILE:HA	2.02	0.40
1:B:34:ARG:HH21	4:a:130:ALA:HB2	1.87	0.40
1:D:151:TYR:CZ	1:D:160:PRO:HG3	2.57	0.40
1:D:289:GLY:HA3	1:E:263:ASP:HB2	2.02	0.40
1:E:369:ALA:O	1:E:372:VAL:HG12	2.21	0.40
1:G:34:ARG:HH21	4:f:130:ALA:HB2	1.86	0.40
1:H:10:ASP:OD1	1:H:182:TYR:OH	2.39	0.40
1:H:151:TYR:CZ	1:H:160:PRO:HG3	2.56	0.40
1:L:98:THR:HG21	1:L:137:ALA:HB3	2.02	0.40
1:L:185:ARG:HE	1:L:185:ARG:HB3	1.74	0.40
1:L:220:ASP:N	1:L:220:ASP:OD1	2.54	0.40
3:U:19:LEU:HD21	5:o:115:ARG:HH11	1.85	0.40
3:X:70:SER:HA	3:X:86:ILE:HA	2.03	0.40
4:b:21:ASP:OD1	4:b:21:ASP:N	2.54	0.40
4:l:11:GLN:NE2	4:l:18:PHE:H	2.18	0.40
5:n:7:ASP:N	5:n:7:ASP:OD1	2.54	0.40
5:o:7:ASP:OD1	5:o:7:ASP:N	2.54	0.40
1:B:310:HIS:HB3	1:C:312:GLN:HE22	1.86	0.40
1:D:310:HIS:HB3	1:E:312:GLN:HE22	1.87	0.40
1:I:372:VAL:HG13	1:I:373:GLU:HG3	2.03	0.40
1:I:487:LYS:HE3	1:I:487:LYS:HB2	1.96	0.40
1:K:286:LEU:HA	4:a:113:THR:HG22	2.03	0.40
2:Q:33:TRP:HD1	2:Q:55:LEU:HD21	1.85	0.40
2:R:10:ARG:HE	2:R:24:HIS:CG	2.39	0.40
3:V:246:ASP:OD1	3:V:246:ASP:N	2.54	0.40
3:W:102:ARG:HA	3:X:213:PHE:HE1	1.87	0.40
4:e:32:ILE:HD13	4:e:32:ILE:HA	1.93	0.40
4:e:48:ALA:O	4:e:52:VAL:HB	2.22	0.40
4:l:106:LYS:HE3	4:l:106:LYS:HB3	1.94	0.40
5:m:94:ALA:HB2	5:n:12:ALA:HB2	2.04	0.40
5:m:128:PRO:HB2	5:m:132:ILE:HA	2.03	0.40
5:o:44:ASP:OD1	5:o:44:ASP:N	2.46	0.40
5:o:88:LEU:HD23	5:o:88:LEU:HA	1.87	0.40

Continued on next page...

Continued from previous page...

Atom-1	Atom-2	Interatomic distance (Å)	Clash overlap (Å)
5:q:128:PRO:HB2	5:q:132:ILE:HA	2.03	0.40
1:B:239:LYS:NZ	1:B:243:ASP:OD2	2.38	0.40
1:C:220:ASP:OD1	1:C:220:ASP:N	2.54	0.40
1:D:58:LEU:HD11	1:D:249:HIS:CD2	2.57	0.40
1:D:89:LYS:HZ3	1:D:416:PHE:HB2	1.87	0.40
1:E:372:VAL:HG13	1:E:373:GLU:HG3	2.03	0.40
1:F:137:ALA:N	1:F:373:GLU:OE2	2.54	0.40
1:F:220:ASP:N	1:F:220:ASP:OD1	2.54	0.40
1:F:310:HIS:HB3	1:G:312:GLN:HE22	1.86	0.40
1:H:310:HIS:HB3	1:I:312:GLN:HE22	1.86	0.40
1:J:37:GLN:NE2	1:J:42:GLU:OE1	2.38	0.40
2:O:43:GLY:HA3	2:O:54:SER:HB3	2.04	0.40
3:S:197:GLN:O	3:X:126:LEU:N	2.37	0.40
4:c:48:ALA:O	4:c:52:VAL:HB	2.22	0.40
5:o:74:GLN:HA	5:o:140:THR:HA	2.04	0.40

There are no symmetry-related clashes.

5.3 Torsion angles

5.3.1 Protein backbone

In the following table, the Percentiles column shows the percent Ramachandran outliers of the chain as a percentile score with respect to all PDB entries followed by that with respect to all EM entries.

The Analysed column shows the number of residues for which the backbone conformation was analysed, and the total number of residues.

Mol	Chain	Analysed	Favoured	Allowed	Outliers	Percentiles	
1	A	504/545 (92%)	488 (97%)	16 (3%)	0	100	100
1	B	504/545 (92%)	488 (97%)	16 (3%)	0	100	100
1	C	504/545 (92%)	488 (97%)	16 (3%)	0	100	100
1	D	504/545 (92%)	489 (97%)	15 (3%)	0	100	100
1	E	504/545 (92%)	488 (97%)	16 (3%)	0	100	100
1	F	504/545 (92%)	489 (97%)	15 (3%)	0	100	100
1	G	504/545 (92%)	489 (97%)	15 (3%)	0	100	100
1	H	504/545 (92%)	489 (97%)	15 (3%)	0	100	100

Continued on next page...

Continued from previous page...

Mol	Chain	Analysed	Favoured	Allowed	Outliers	Percentiles	
1	I	504/545 (92%)	489 (97%)	15 (3%)	0	100	100
1	J	504/545 (92%)	488 (97%)	16 (3%)	0	100	100
1	K	504/545 (92%)	487 (97%)	17 (3%)	0	100	100
1	L	504/545 (92%)	488 (97%)	16 (3%)	0	100	100
2	M	108/112 (96%)	106 (98%)	2 (2%)	0	100	100
2	N	108/112 (96%)	106 (98%)	2 (2%)	0	100	100
2	O	108/112 (96%)	106 (98%)	2 (2%)	0	100	100
2	P	108/112 (96%)	106 (98%)	2 (2%)	0	100	100
2	Q	108/112 (96%)	106 (98%)	2 (2%)	0	100	100
2	R	108/112 (96%)	106 (98%)	2 (2%)	0	100	100
3	S	297/300 (99%)	285 (96%)	12 (4%)	0	100	100
3	T	297/300 (99%)	285 (96%)	12 (4%)	0	100	100
3	U	297/300 (99%)	285 (96%)	12 (4%)	0	100	100
3	V	297/300 (99%)	285 (96%)	12 (4%)	0	100	100
3	W	297/300 (99%)	286 (96%)	11 (4%)	0	100	100
3	X	297/300 (99%)	285 (96%)	12 (4%)	0	100	100
4	a	135/154 (88%)	126 (93%)	9 (7%)	0	100	100
4	b	135/154 (88%)	124 (92%)	11 (8%)	0	100	100
4	c	135/154 (88%)	126 (93%)	9 (7%)	0	100	100
4	d	135/154 (88%)	124 (92%)	11 (8%)	0	100	100
4	e	135/154 (88%)	126 (93%)	9 (7%)	0	100	100
4	f	135/154 (88%)	126 (93%)	9 (7%)	0	100	100
4	g	135/154 (88%)	127 (94%)	8 (6%)	0	100	100
4	h	135/154 (88%)	126 (93%)	9 (7%)	0	100	100
4	i	135/154 (88%)	122 (90%)	13 (10%)	0	100	100
4	j	135/154 (88%)	125 (93%)	10 (7%)	0	100	100
4	k	135/154 (88%)	127 (94%)	8 (6%)	0	100	100
4	l	135/154 (88%)	122 (90%)	13 (10%)	0	100	100
5	m	162/167 (97%)	160 (99%)	2 (1%)	0	100	100
5	n	162/167 (97%)	159 (98%)	3 (2%)	0	100	100
5	o	162/167 (97%)	160 (99%)	2 (1%)	0	100	100

Continued on next page...

Continued from previous page...

Mol	Chain	Analysed	Favoured	Allowed	Outliers	Percentiles	
5	p	162/167 (97%)	159 (98%)	3 (2%)	0	100	100
5	q	162/167 (97%)	160 (99%)	2 (1%)	0	100	100
5	r	162/167 (97%)	160 (99%)	2 (1%)	0	100	100
All	All	11070/11862 (93%)	10666 (96%)	404 (4%)	0	100	100

There are no Ramachandran outliers to report.

5.3.2 Protein sidechains ⓘ

In the following table, the Percentiles column shows the percent sidechain outliers of the chain as a percentile score with respect to all PDB entries followed by that with respect to all EM entries.

The Analysed column shows the number of residues for which the sidechain conformation was analysed, and the total number of residues.

Mol	Chain	Analysed	Rotameric	Outliers	Percentiles	
1	A	413/439 (94%)	413 (100%)	0	100	100
1	B	413/439 (94%)	413 (100%)	0	100	100
1	C	413/439 (94%)	413 (100%)	0	100	100
1	D	413/439 (94%)	413 (100%)	0	100	100
1	E	413/439 (94%)	413 (100%)	0	100	100
1	F	413/439 (94%)	413 (100%)	0	100	100
1	G	413/439 (94%)	413 (100%)	0	100	100
1	H	413/439 (94%)	413 (100%)	0	100	100
1	I	413/439 (94%)	413 (100%)	0	100	100
1	J	413/439 (94%)	413 (100%)	0	100	100
1	K	413/439 (94%)	413 (100%)	0	100	100
1	L	413/439 (94%)	413 (100%)	0	100	100
2	M	87/88 (99%)	87 (100%)	0	100	100
2	N	87/88 (99%)	87 (100%)	0	100	100
2	O	87/88 (99%)	87 (100%)	0	100	100
2	P	87/88 (99%)	87 (100%)	0	100	100
2	Q	87/88 (99%)	87 (100%)	0	100	100
2	R	87/88 (99%)	87 (100%)	0	100	100

Continued on next page...

Continued from previous page...

Mol	Chain	Analysed	Rotameric	Outliers	Percentiles	
3	S	242/243 (100%)	242 (100%)	0	100	100
3	T	242/243 (100%)	242 (100%)	0	100	100
3	U	242/243 (100%)	242 (100%)	0	100	100
3	V	242/243 (100%)	242 (100%)	0	100	100
3	W	242/243 (100%)	242 (100%)	0	100	100
3	X	242/243 (100%)	242 (100%)	0	100	100
4	a	113/128 (88%)	113 (100%)	0	100	100
4	b	113/128 (88%)	113 (100%)	0	100	100
4	c	113/128 (88%)	113 (100%)	0	100	100
4	d	113/128 (88%)	113 (100%)	0	100	100
4	e	113/128 (88%)	113 (100%)	0	100	100
4	f	113/128 (88%)	113 (100%)	0	100	100
4	g	113/128 (88%)	113 (100%)	0	100	100
4	h	113/128 (88%)	113 (100%)	0	100	100
4	i	113/128 (88%)	113 (100%)	0	100	100
4	j	113/128 (88%)	113 (100%)	0	100	100
4	k	113/128 (88%)	113 (100%)	0	100	100
4	l	113/128 (88%)	113 (100%)	0	100	100
5	m	142/144 (99%)	142 (100%)	0	100	100
5	n	142/144 (99%)	142 (100%)	0	100	100
5	o	142/144 (99%)	142 (100%)	0	100	100
5	p	142/144 (99%)	142 (100%)	0	100	100
5	q	142/144 (99%)	142 (100%)	0	100	100
5	r	142/144 (99%)	142 (100%)	0	100	100
All	All	9138/9654 (95%)	9138 (100%)	0	100	100

There are no protein residues with a non-rotameric sidechain to report.

Sometimes sidechains can be flipped to improve hydrogen bonding and reduce clashes. All (141) such sidechains are listed below:

Mol	Chain	Res	Type
1	A	43	GLN
1	A	73	HIS

Continued on next page...

Continued from previous page...

Mol	Chain	Res	Type
1	A	251	ASN
1	A	290	ASN
1	A	312	GLN
1	A	319	ASN
1	A	349	GLN
1	A	389	GLN
1	A	469	GLN
1	B	73	HIS
1	B	251	ASN
1	B	290	ASN
1	B	312	GLN
1	B	319	ASN
1	B	334	ASN
1	B	349	GLN
1	B	389	GLN
1	B	469	GLN
1	C	73	HIS
1	C	251	ASN
1	C	290	ASN
1	C	312	GLN
1	C	319	ASN
1	C	334	ASN
1	C	349	GLN
1	C	389	GLN
1	C	469	GLN
1	D	73	HIS
1	D	251	ASN
1	D	290	ASN
1	D	312	GLN
1	D	319	ASN
1	D	334	ASN
1	D	349	GLN
1	D	389	GLN
1	D	469	GLN
1	E	73	HIS
1	E	251	ASN
1	E	290	ASN
1	E	312	GLN
1	E	319	ASN
1	E	349	GLN
1	E	469	GLN
1	F	73	HIS

Continued on next page...

Continued from previous page...

Mol	Chain	Res	Type
1	F	156	ASN
1	F	251	ASN
1	F	290	ASN
1	F	312	GLN
1	F	319	ASN
1	F	334	ASN
1	F	349	GLN
1	F	389	GLN
1	F	469	GLN
1	G	73	HIS
1	G	251	ASN
1	G	290	ASN
1	G	312	GLN
1	G	319	ASN
1	G	334	ASN
1	G	349	GLN
1	G	389	GLN
1	G	469	GLN
1	H	73	HIS
1	H	251	ASN
1	H	290	ASN
1	H	312	GLN
1	H	319	ASN
1	H	334	ASN
1	H	349	GLN
1	H	389	GLN
1	H	398	GLN
1	H	469	GLN
1	I	73	HIS
1	I	251	ASN
1	I	290	ASN
1	I	312	GLN
1	I	319	ASN
1	I	334	ASN
1	I	349	GLN
1	I	389	GLN
1	I	469	GLN
1	J	73	HIS
1	J	251	ASN
1	J	290	ASN
1	J	312	GLN
1	J	319	ASN

Continued on next page...

Continued from previous page...

Mol	Chain	Res	Type
1	J	334	ASN
1	J	349	GLN
1	J	389	GLN
1	J	469	GLN
1	K	43	GLN
1	K	73	HIS
1	K	251	ASN
1	K	312	GLN
1	K	319	ASN
1	K	334	ASN
1	K	349	GLN
1	K	469	GLN
1	L	73	HIS
1	L	251	ASN
1	L	312	GLN
1	L	319	ASN
1	L	334	ASN
1	L	349	GLN
1	L	469	GLN
2	M	111	ASN
2	N	111	ASN
2	O	111	ASN
2	P	111	ASN
2	Q	111	ASN
2	R	111	ASN
3	S	66	ASN
3	S	111	GLN
3	S	169	GLN
3	T	66	ASN
3	T	111	GLN
3	T	169	GLN
3	U	66	ASN
3	U	111	GLN
3	V	66	ASN
3	V	111	GLN
3	V	169	GLN
3	W	66	ASN
3	W	111	GLN
3	W	169	GLN
3	X	66	ASN
3	X	111	GLN
4	k	62	GLN

Continued on next page...

Continued from previous page...

Mol	Chain	Res	Type
4	k	78	GLN
5	m	18	ASN
5	m	124	GLN
5	n	100	GLN
5	n	124	GLN
5	o	100	GLN
5	o	124	GLN
5	p	100	GLN
5	p	124	GLN
5	q	100	GLN
5	q	124	GLN
5	r	124	GLN
5	r	130	GLN

5.3.3 RNA [i](#)

There are no RNA molecules in this entry.

5.4 Non-standard residues in protein, DNA, RNA chains [i](#)

There are no non-standard protein/DNA/RNA residues in this entry.

5.5 Carbohydrates [i](#)

There are no oligosaccharides in this entry.

5.6 Ligand geometry [i](#)

There are no ligands in this entry.

5.7 Other polymers [i](#)

There are no such residues in this entry.

5.8 Polymer linkage issues [i](#)

There are no chain breaks in this entry.

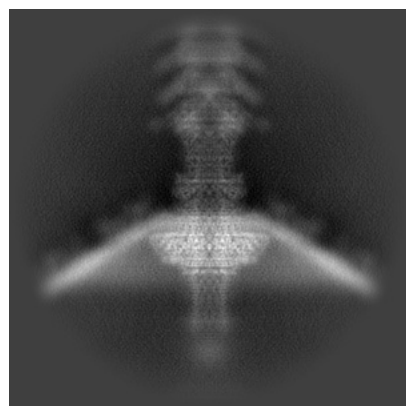
6 Map visualisation [i](#)

This section contains visualisations of the EMDB entry EMD-39989. These allow visual inspection of the internal detail of the map and identification of artifacts.

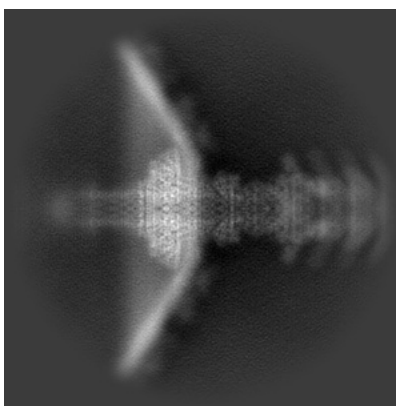
Images derived from a raw map, generated by summing the deposited half-maps, are presented below the corresponding image components of the primary map to allow further visual inspection and comparison with those of the primary map.

6.1 Orthogonal projections [i](#)

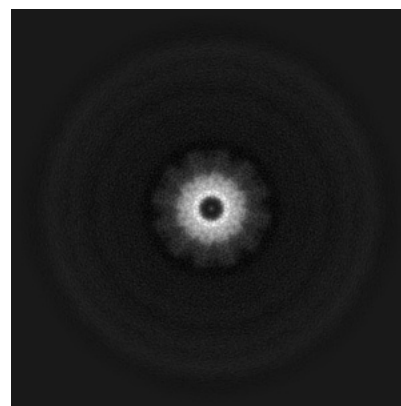
6.1.1 Primary map



X

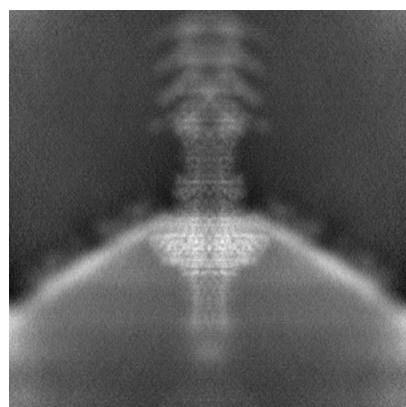


Y

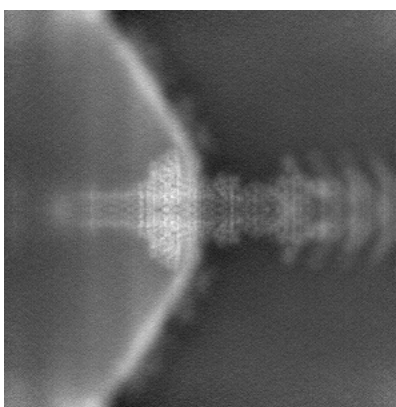


Z

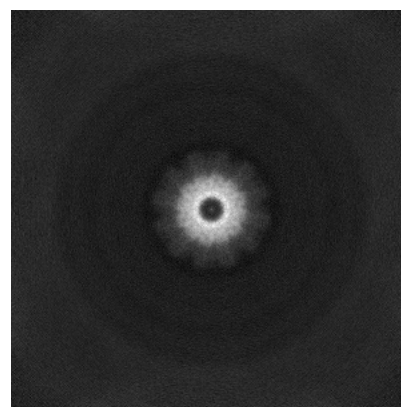
6.1.2 Raw map



X



Y

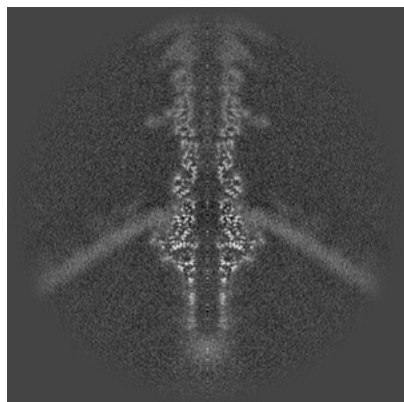


Z


The images above show the map projected in three orthogonal directions.

6.2 Central slices [i](#)

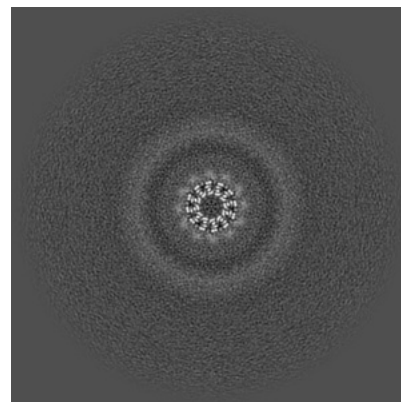
6.2.1 Primary map



X Index: 256

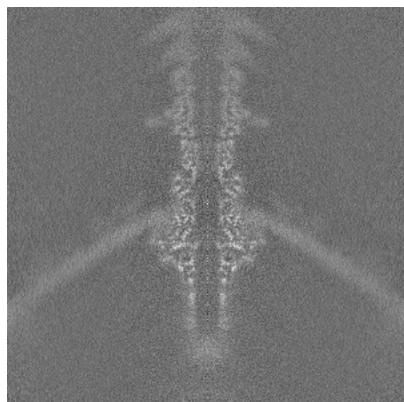


Y Index: 256




Z Index: 256

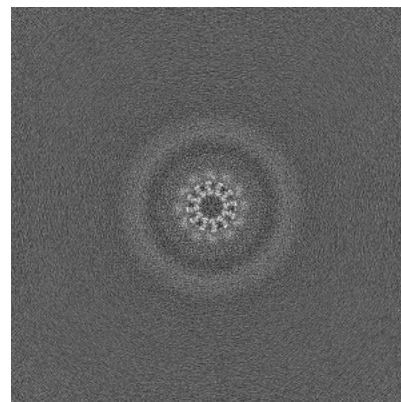
6.2.2 Raw map



X Index: 256



Y Index: 256

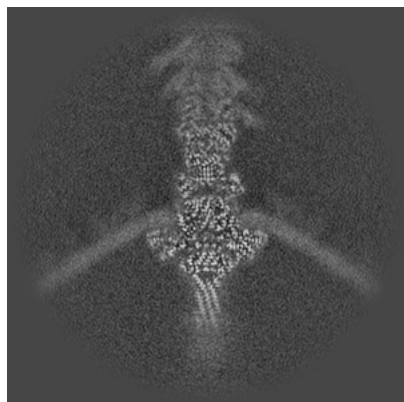


Z Index: 256

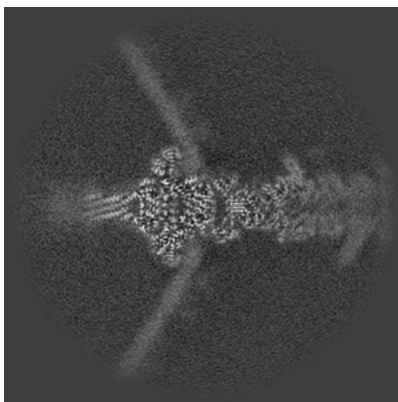
The images above show central slices of the map in three orthogonal directions.

6.3 Largest variance slices [i](#)


6.3.1 Primary map



X Index: 238

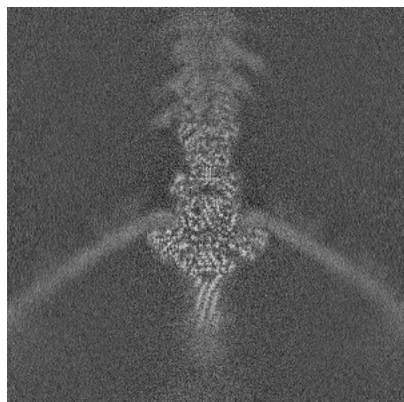


Y Index: 239

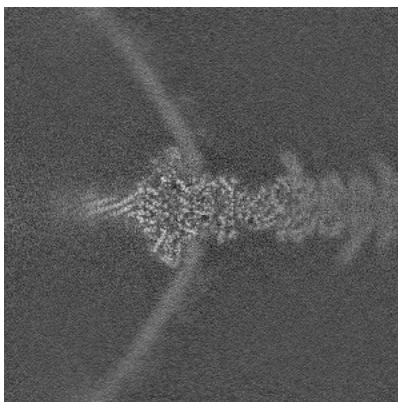


Z Index: 222

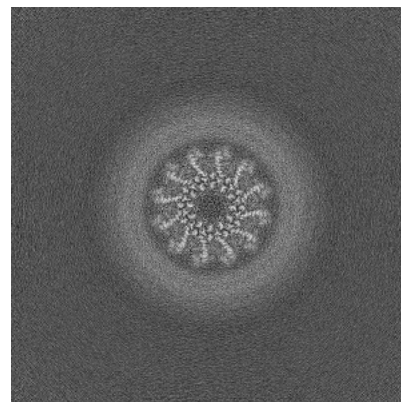
6.3.2 Raw map



X Index: 274



Y Index: 236

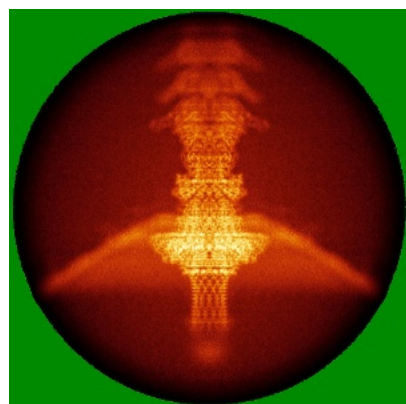


Z Index: 222

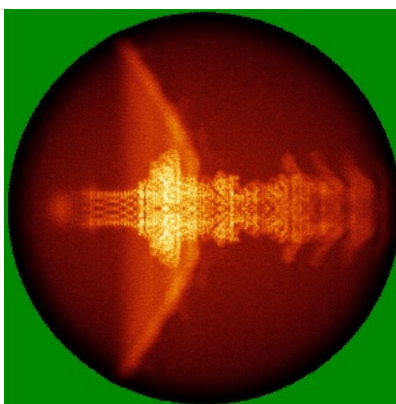
The images above show the largest variance slices of the map in three orthogonal directions.

6.4 Orthogonal standard-deviation projections (False-color) [i](#)


6.4.1 Primary map



X




Y




Z


6.4.2 Raw map



X



Y




Z

The images above show the map standard deviation projections with false color in three orthogonal directions. Minimum values are shown in green, max in blue, and dark to light orange shades represent small to large values respectively.


6.5 Orthogonal surface views [i](#)

6.5.1 Primary map



The images above show the 3D surface view of the map at the recommended contour level 0.3. These images, in conjunction with the slice images, may facilitate assessment of whether an appropriate contour level has been provided.

6.5.2 Raw map



These images show the 3D surface of the raw map. The raw map's contour level was selected so that its surface encloses the same volume as the primary map does at its recommended contour level.

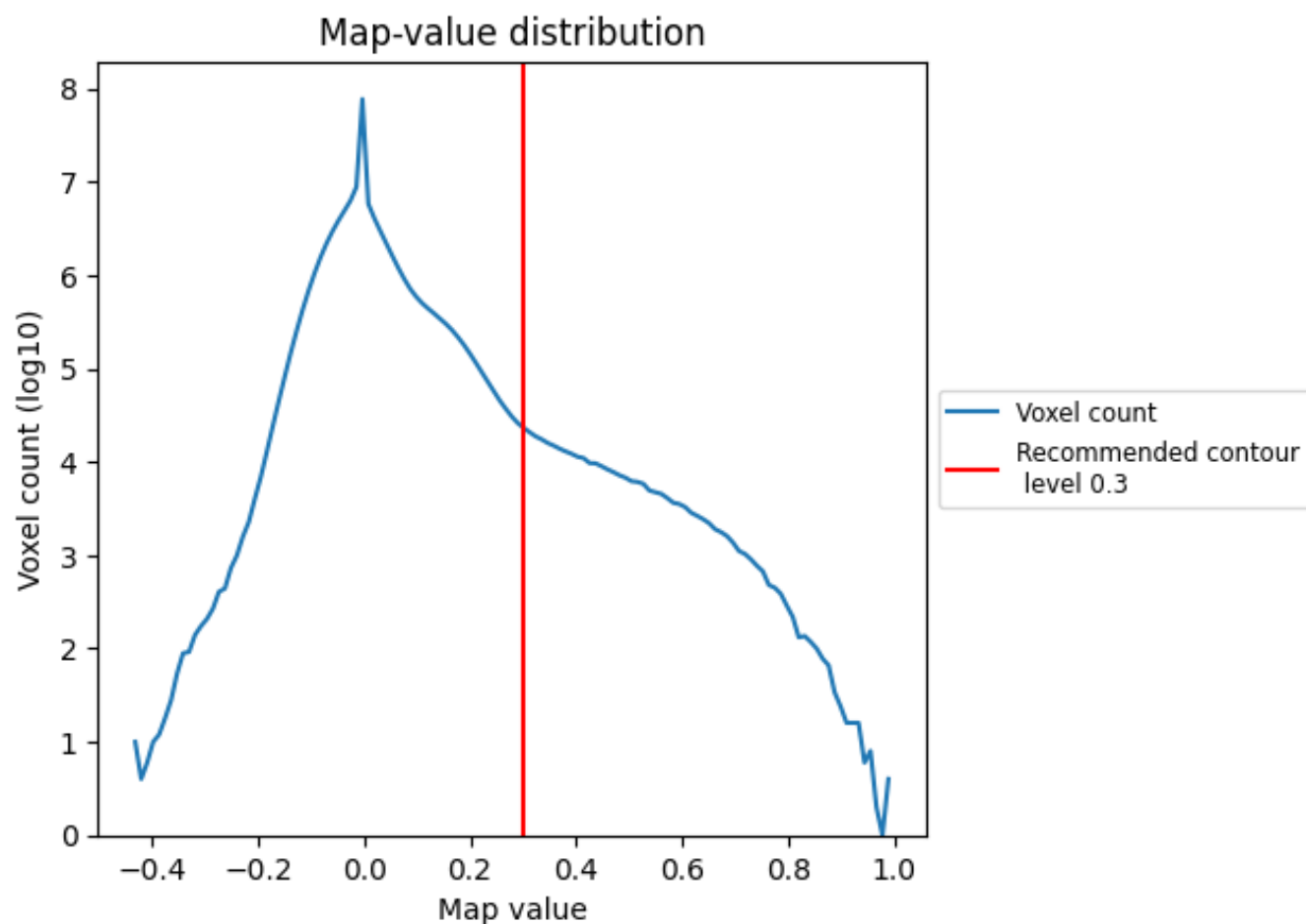
6.6 Mask visualisation [i](#)

This section was not generated. No masks/segmentation were deposited.

7 Map analysis [i](#)

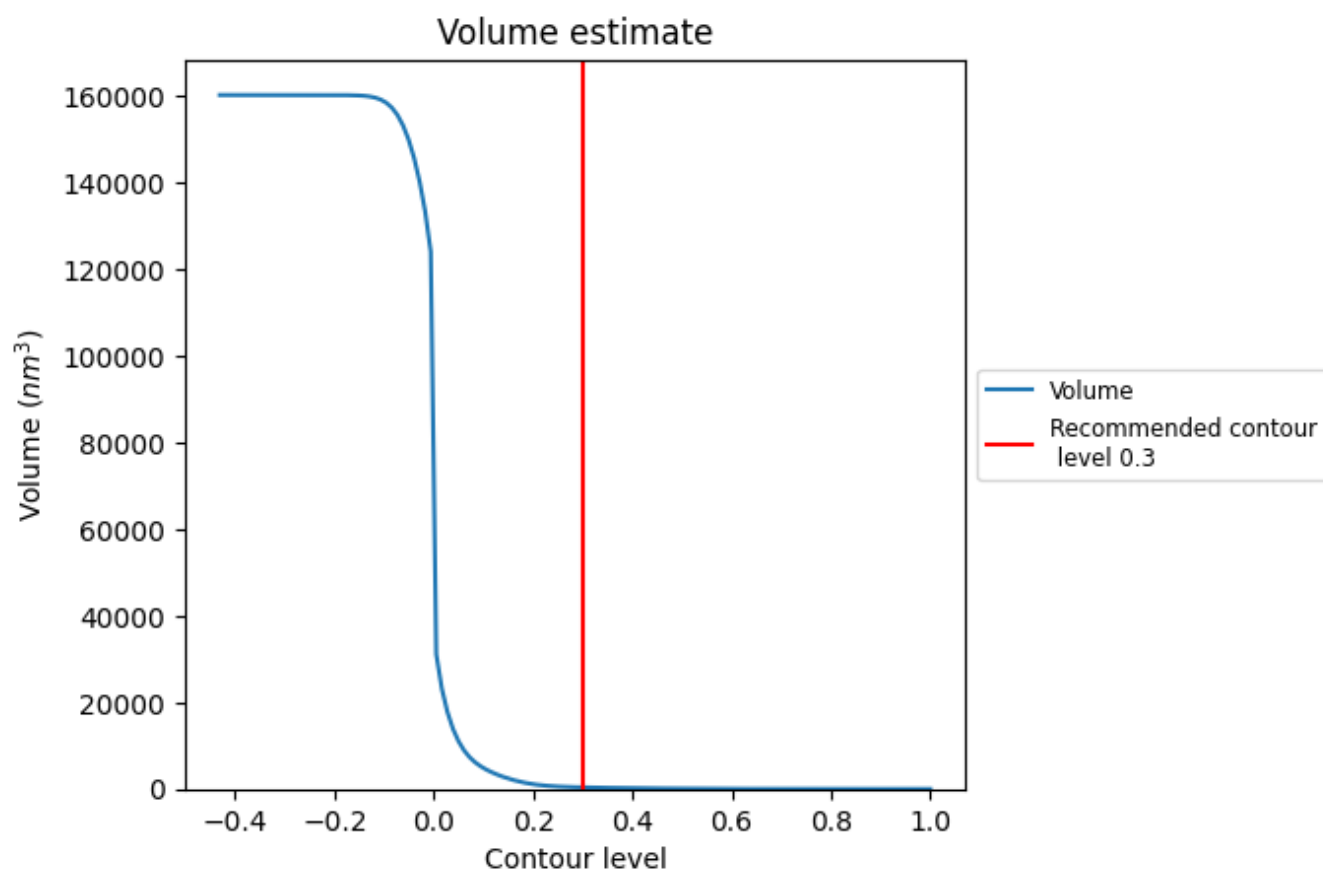
This section contains the results of statistical analysis of the map.

7.1 Map-value distribution [i](#)



The map-value distribution is plotted in 128 intervals along the x-axis. The y-axis is logarithmic. A spike in this graph at zero usually indicates that the volume has been masked.

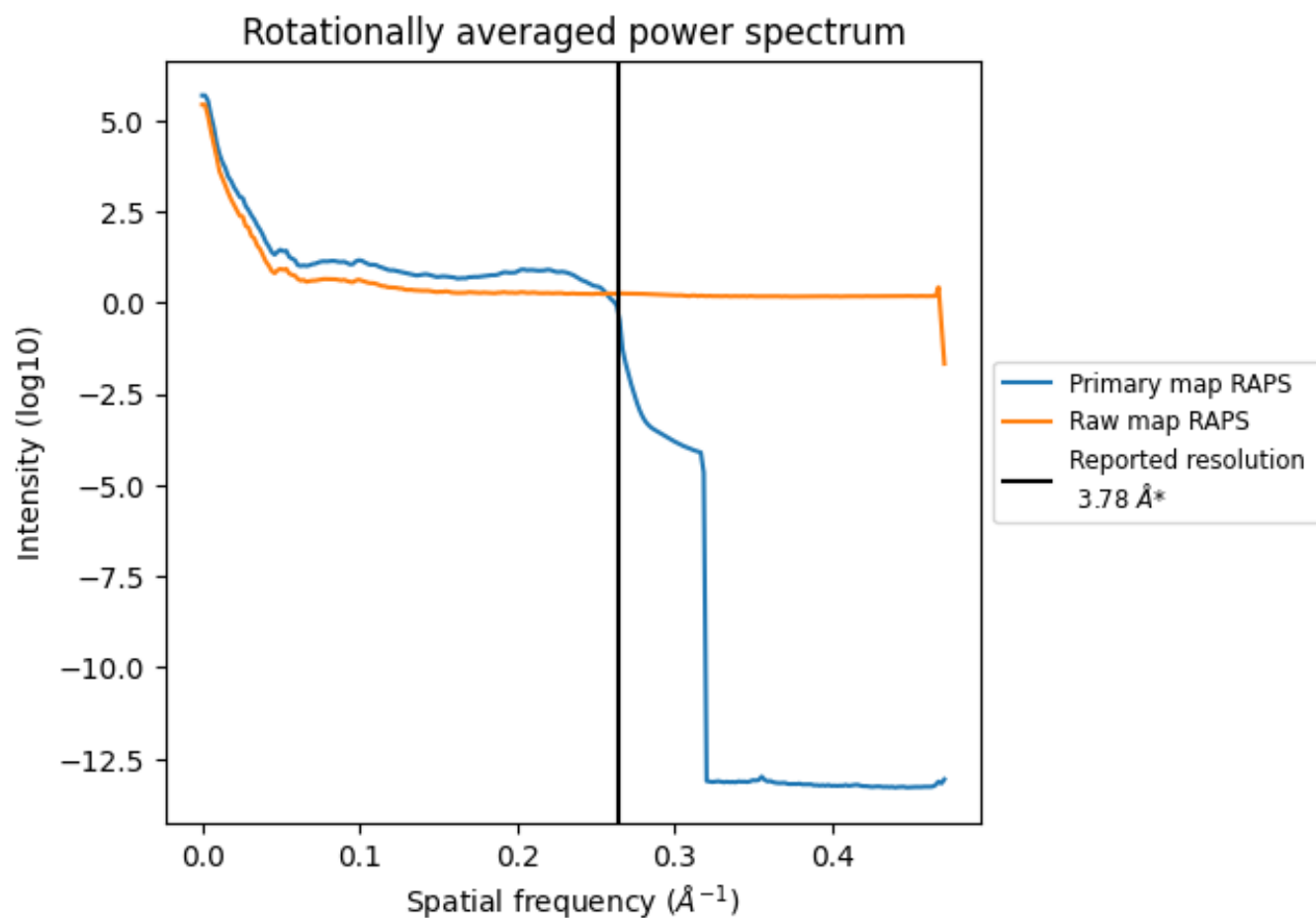
7.2 Volume estimate [i](#)



The volume at the recommended contour level is 364 nm³; this corresponds to an approximate mass of 329 kDa.

The volume estimate graph shows how the enclosed volume varies with the contour level. The recommended contour level is shown as a vertical line and the intersection between the line and the curve gives the volume of the enclosed surface at the given level.

7.3 Rotationally averaged power spectrum ⓘ

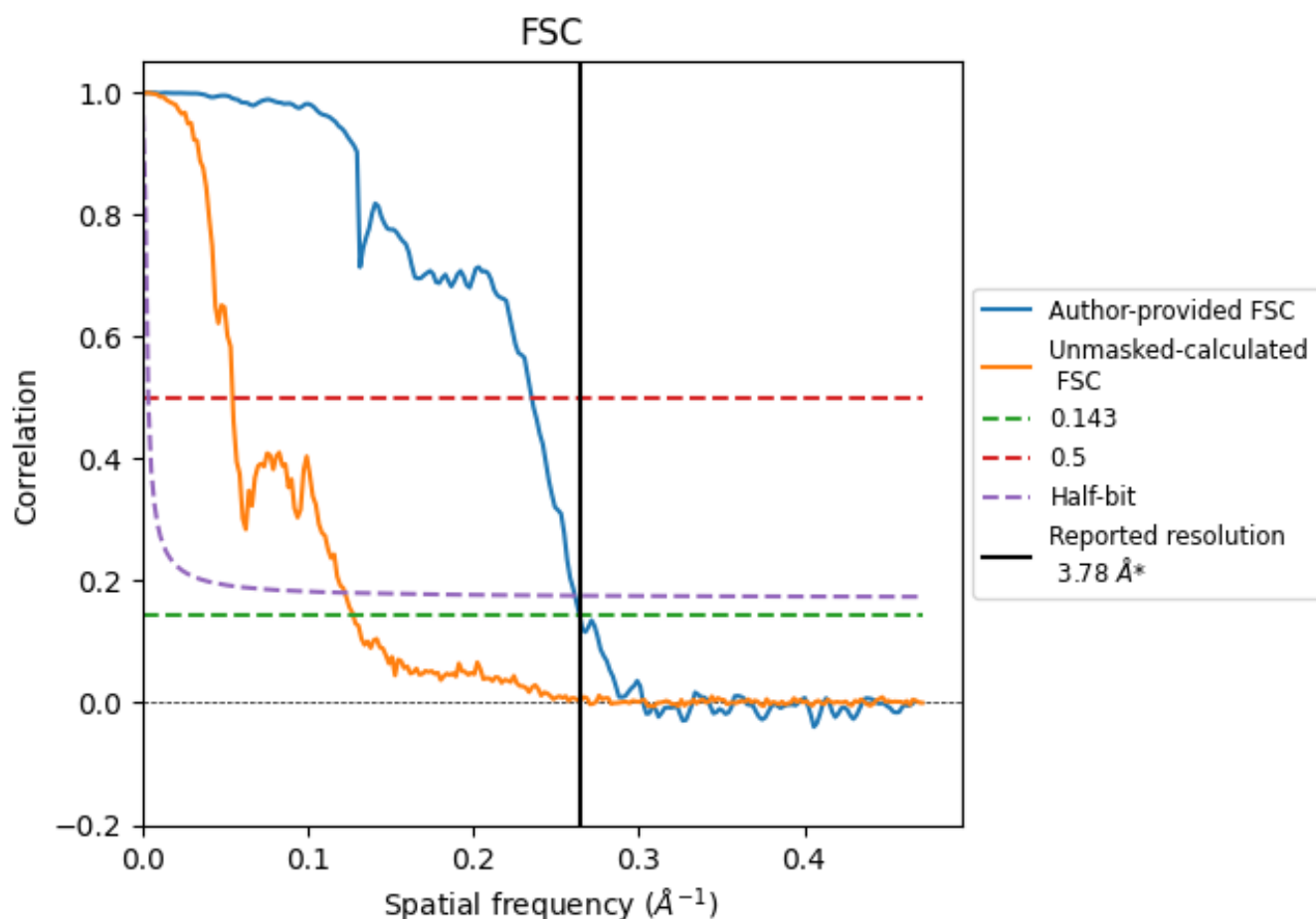


*Reported resolution corresponds to spatial frequency of 0.265 Å⁻¹

8 Fourier-Shell correlation [i](#)

Fourier-Shell Correlation (FSC) is the most commonly used method to estimate the resolution of single-particle and subtomogram-averaged maps. The shape of the curve depends on the imposed symmetry, mask and whether or not the two 3D reconstructions used were processed from a common reference. The reported resolution is shown as a black line. A curve is displayed for the half-bit criterion in addition to lines showing the 0.143 gold standard cut-off and 0.5 cut-off.

8.1 FSC [i](#)



*Reported resolution corresponds to spatial frequency of 0.265 \AA^{-1}

8.2 Resolution estimates [i](#)


Resolution estimate (Å)	Estimation criterion (FSC cut-off)		
	0.143	0.5	Half-bit
Reported by author	3.78	-	-
Author-provided FSC curve	3.78	4.25	3.82
Unmasked-calculated*	7.84	18.32	8.16

*Resolution estimate based on FSC curve calculated by comparison of deposited half-maps. The value from deposited half-maps intersecting FSC 0.143 CUT-OFF 7.84 differs from the reported value 3.78 by more than 10 %

9 Map-model fit [i](#)

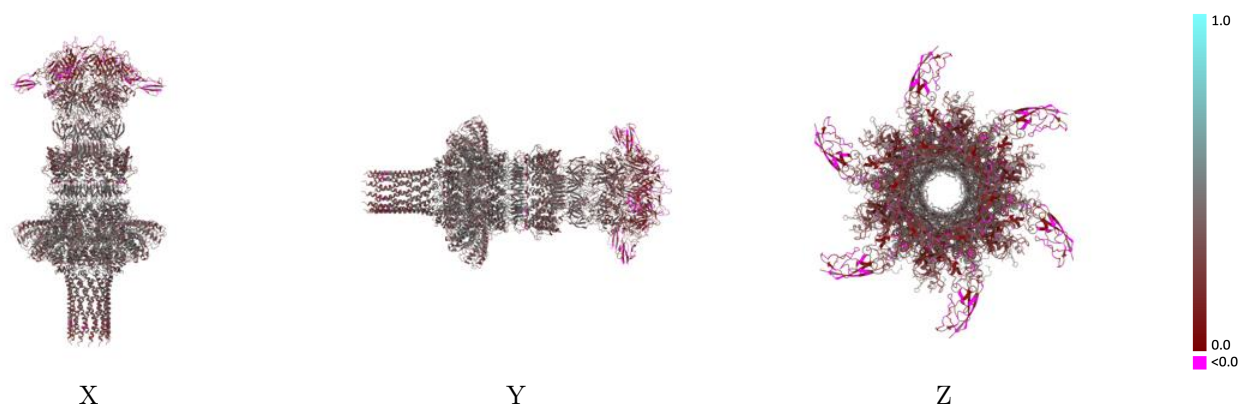
This section contains information regarding the fit between EMDB map EMD-39989 and PDB model 8ZDL. Per-residue inclusion information can be found in section [3](#) on page [8](#).

9.1 Map-model overlay [i](#)



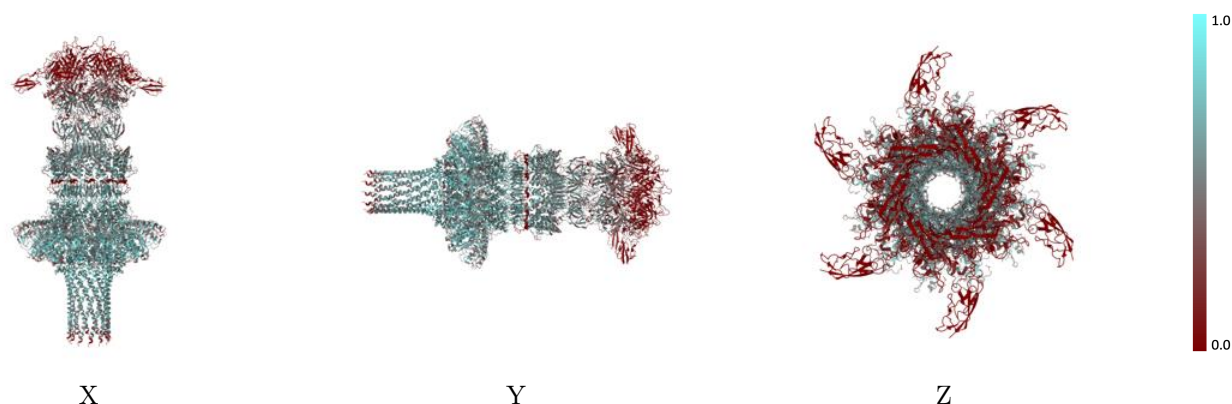
The images above show the 3D surface view of the map at the recommended contour level 0.3 at 50% transparency in yellow overlaid with a ribbon representation of the model coloured in blue. These images allow for the visual assessment of the quality of fit between the atomic model and the map.

9.2 Q-score mapped to coordinate model [i](#)



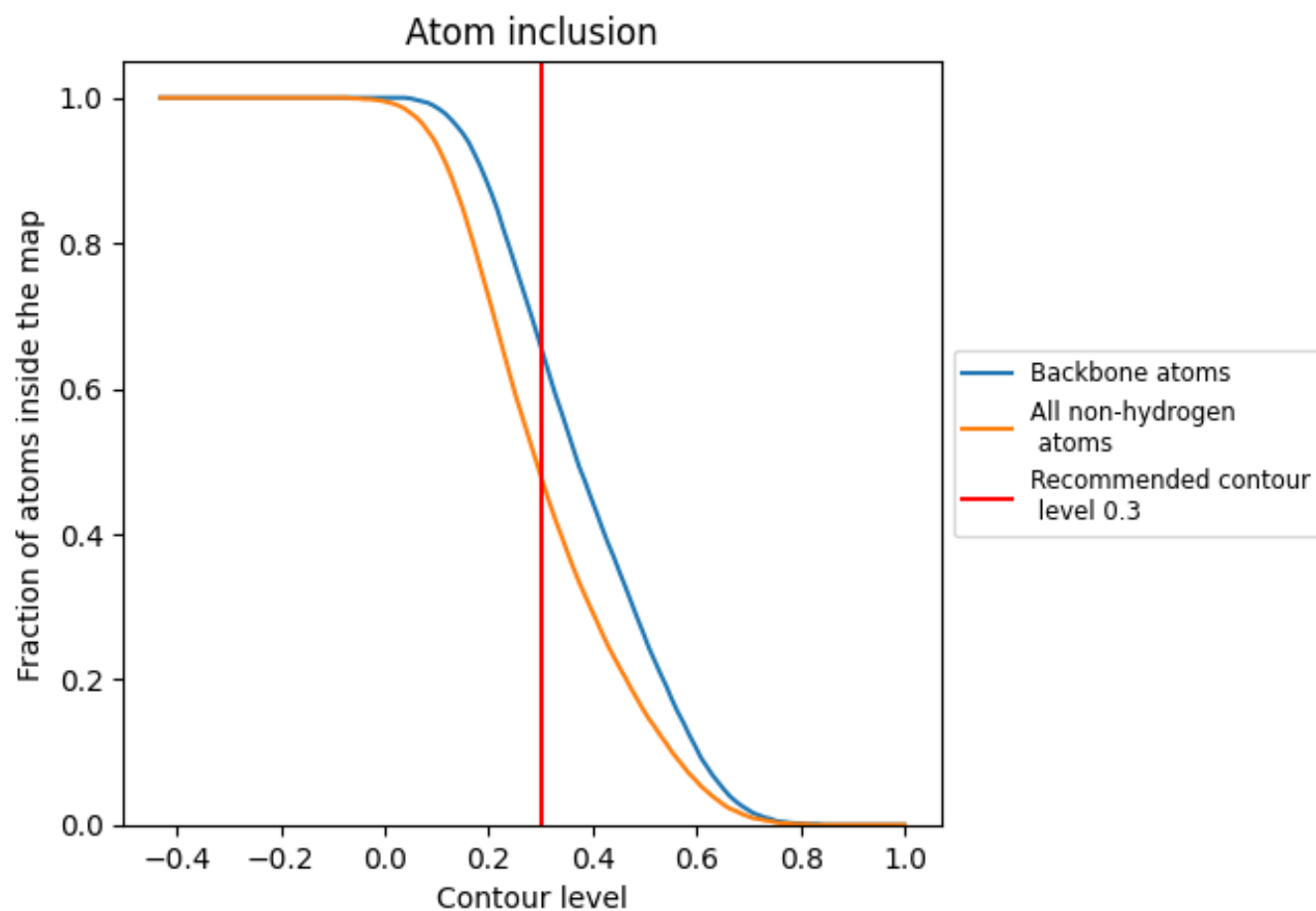
The images above show the model with each residue coloured according to its Q-score. This shows their resolvability in the map with higher Q-score values reflecting better resolvability. Please note: Q-score is calculating the resolvability of atoms, and thus high values are only expected at resolutions at which atoms can be resolved. Low Q-score values may therefore be expected for many entries.

9.3 Atom inclusion mapped to coordinate model [i](#)



The images above show the model with each residue coloured according to its atom inclusion. This shows to what extent they are inside the map at the recommended contour level (0.3).







































































9.4 Atom inclusion [i](#)



At the recommended contour level, 66% of all backbone atoms, 48% of all non-hydrogen atoms, are inside the map.

9.5 Map-model fit summary

















The table lists the average atom inclusion at the recommended contour level (0.3) and Q-score for the entire model and for each chain.

Chain	Atom inclusion	Q-score
All	 0.4800	 0.3490
A	 0.6050	 0.3940
B	 0.6040	 0.3930
C	 0.6040	 0.3940
D	 0.6040	 0.3940
E	 0.6020	 0.3930
F	 0.6030	 0.3930
G	 0.6010	 0.3930
H	 0.6050	 0.3920
I	 0.6040	 0.3930
J	 0.6050	 0.3930
K	 0.6000	 0.3930
L	 0.6050	 0.3930
M	 0.4800	 0.3720
N	 0.4710	 0.3710
O	 0.4750	 0.3660
P	 0.4770	 0.3660
Q	 0.4810	 0.3640
R	 0.4740	 0.3660
S	 0.0650	 0.1800
T	 0.0680	 0.1810
U	 0.0680	 0.1810
V	 0.0670	 0.1810
W	 0.0680	 0.1800
X	 0.0700	 0.1800
a	 0.5260	 0.3690
b	 0.5290	 0.3740
c	 0.5250	 0.3710
d	 0.5360	 0.3750
e	 0.5230	 0.3720
f	 0.5310	 0.3750
g	 0.5240	 0.3710
h	 0.5290	 0.3730
i	 0.5210	 0.3690
j	 0.5370	 0.3740



Continued on next page...

Continued from previous page...

Chain	Atom inclusion	Q-score
k	 0.5150	 0.3720
l	 0.5380	 0.3720
m	 0.3680	 0.3180
n	 0.3700	 0.3210
o	 0.3700	 0.3220
p	 0.3650	 0.3210
q	 0.3580	 0.3170
r	 0.3600	 0.3170