



Full wwPDB NMR Structure Validation Report ⓘ

Dec 25, 2024 – 06:50 AM EST

PDB ID : 5Z9C
BMRB ID : 36163
Title : Solution NMR structures of BRD4 first bromodomain with small compound MMQO
Authors : Zeng, L.; Zhou, M.-M.
Deposited on : 2018-02-02

This is a Full wwPDB NMR Structure Validation Report for a publicly released PDB entry.

We welcome your comments at validation@mail.wwpdb.org

A user guide is available at

<https://www.wwpdb.org/validation/2017/NMRValidationReportHelp>

with specific help available everywhere you see the ⓘ symbol.

The types of validation reports are described at

<http://www.wwpdb.org/validation/2017/FAQs#types>.

The following versions of software and data (see [references ⓘ](#)) were used in the production of this report:

MolProbity : 4.02b-467
Mogul : 2022.3.0, CSD as543be (2022)
buster-report : 1.1.7 (2018)
Percentile statistics : 20231227.v01 (using entries in the PDB archive December 27th 2023)
wwPDB-RCI : v_1n_11_5_13_A (Berjanski et al., 2005)
PANAV : Wang et al. (2010)
wwPDB-ShiftChecker : v1.2
BMRB Restraints Analysis : v1.2
Ideal geometry (proteins) : Engh & Huber (2001)
Ideal geometry (DNA, RNA) : Parkinson et al. (1996)
Validation Pipeline (wwPDB-VP) : 2.40

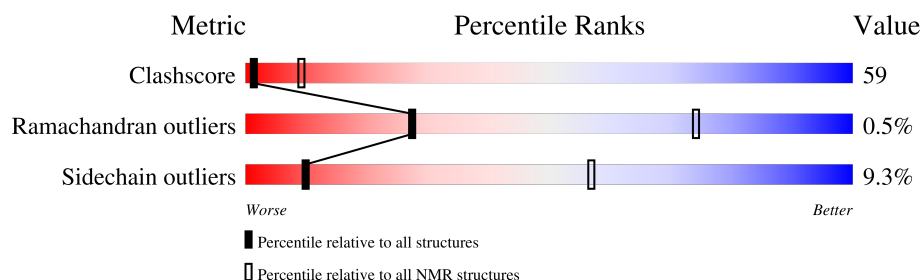
1 Overall quality at a glance

The following experimental techniques were used to determine the structure:

SOLUTION NMR

The overall completeness of chemical shifts assignment is 86%.

Percentile scores (ranging between 0-100) for global validation metrics of the entry are shown in the following graphic. The table shows the number of entries on which the scores are based.



Metric	Whole archive (#Entries)	NMR archive (#Entries)
Clashscore	210492	14027
Ramachandran outliers	207382	12486
Sidechain outliers	206894	12463

The table below summarises the geometric issues observed across the polymeric chains and their fit to the experimental data. The red, orange, yellow and green segments indicate the fraction of residues that contain outliers for ≥ 3 , 2, 1 and 0 types of geometric quality criteria. A cyan segment indicates the fraction of residues that are not part of the well-defined cores, and a grey segment represents the fraction of residues that are not modelled. The numeric value for each fraction is indicated below the corresponding segment, with a dot representing fractions $\leq 5\%$

Mol	Chain	Length	Quality of chain
1	A	116	

2 Ensemble composition and analysis

This entry contains 20 models. Model 5 is the overall representative, medoid model (most similar to other models). The authors have identified model 1 as representative, based on the following criterion: *lowest energy*.

The following residues are included in the computation of the global validation metrics.

Well-defined (core) protein residues			
Well-defined core	Residue range (total)	Backbone RMSD (Å)	Medoid model
1	A:60-A:165 (106)	0.18	5

Ill-defined regions of proteins are excluded from the global statistics.

Ligands and non-protein polymers are included in the analysis.

The models can be grouped into 2 clusters and 5 single-model clusters were found.

Cluster number	Models
1	1, 4, 5, 6, 7, 8, 10, 11, 14, 15, 19, 20
2	12, 13, 18
Single-model clusters	2; 3; 9; 16; 17

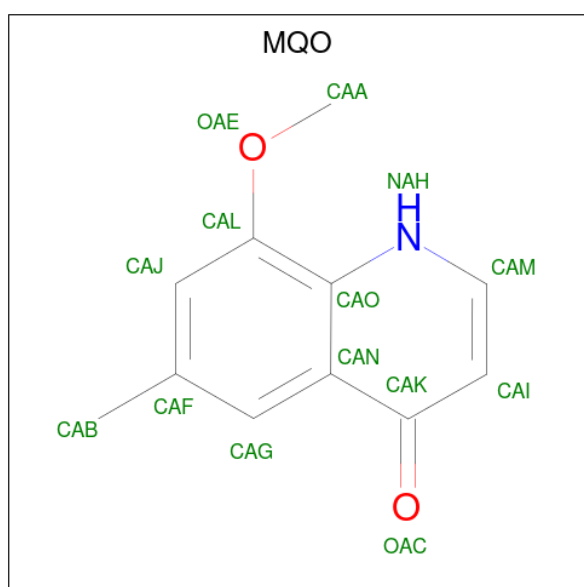
3 Entry composition [i](#)

There are 2 unique types of molecules in this entry. The entry contains 1995 atoms, of which 999 are hydrogens and 0 are deuteriums.

- Molecule 1 is a protein called Bromodomain-containing protein 4.

Mol	Chain	Residues	Atoms						Trace
1	A	116	Total	C	H	N	O	S	0
			1970	639	988	161	176	6	

- Molecule 2 is 8-methoxy-6-methylquinolin-4(1H)-one (three-letter code: MQO) (formula: $C_{11}H_{11}NO_2$) (labeled as "Ligand of Interest" by depositor).



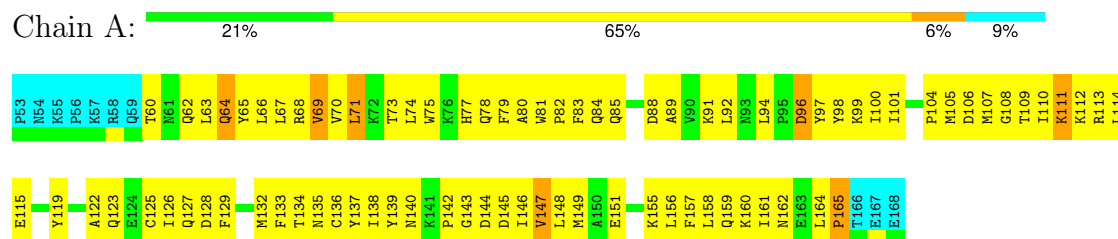
Mol	Chain	Residues	Atoms				
2	A	1	Total	C	H	N	O
			25	11	11	1	2

4 Residue-property plots

4.1 Average score per residue in the NMR ensemble

These plots are provided for all protein, RNA, DNA and oligosaccharide chains in the entry. The first graphic is the same as shown in the summary in section 1 of this report. The second graphic shows the sequence where residues are colour-coded according to the number of geometric quality criteria for which they contain at least one outlier: green = 0, yellow = 1, orange = 2 and red = 3 or more. Stretches of 2 or more consecutive residues without any outliers are shown as green connectors. Residues which are classified as ill-defined in the NMR ensemble, are shown in cyan with an underline colour-coded according to the previous scheme. Residues which were present in the experimental sample, but not modelled in the final structure are shown in grey.

- Molecule 1: Bromodomain-containing protein 4

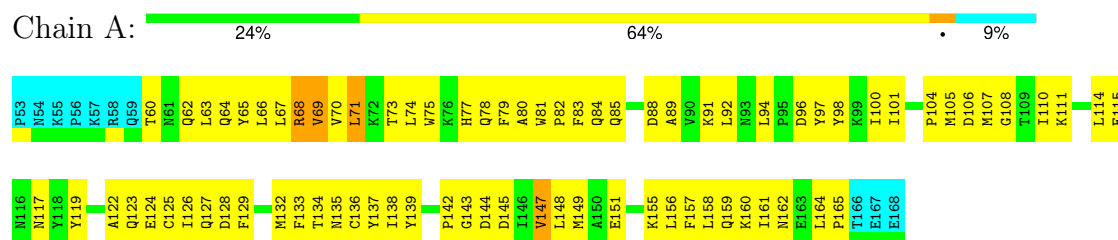


4.2 Scores per residue for each member of the ensemble

Colouring as in section 4.1 above.

4.2.1 Score per residue for model 1

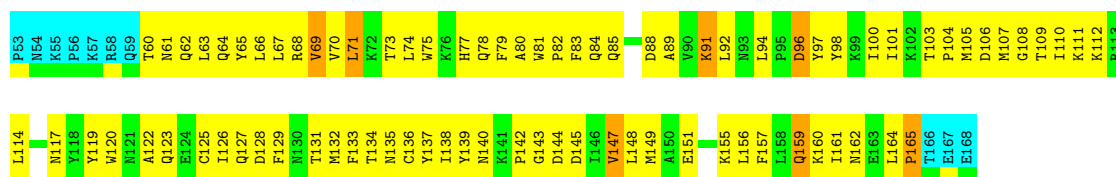
- Molecule 1: Bromodomain-containing protein 4



4.2.2 Score per residue for model 2

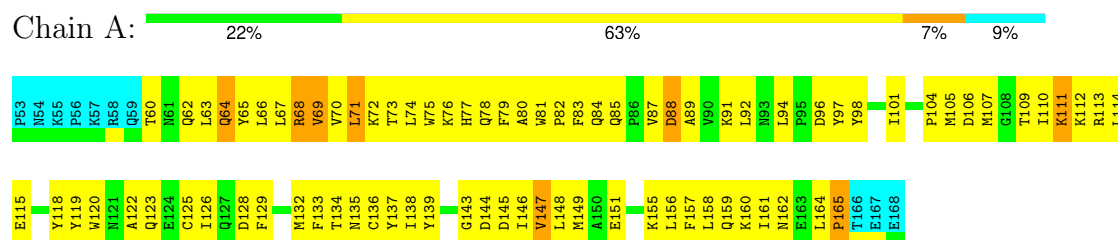
- Molecule 1: Bromodomain-containing protein 4





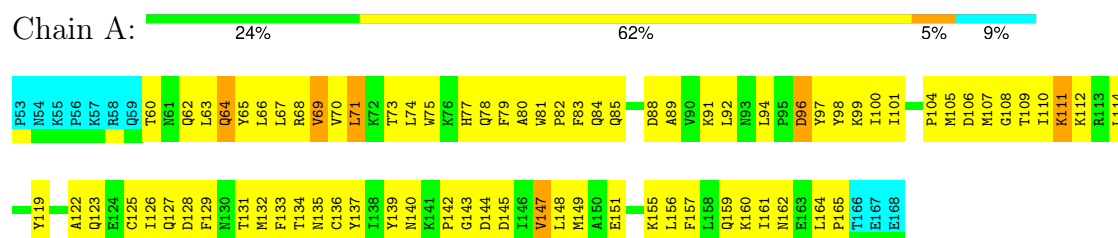
4.2.3 Score per residue for model 3

- Molecule 1: Bromodomain-containing protein 4



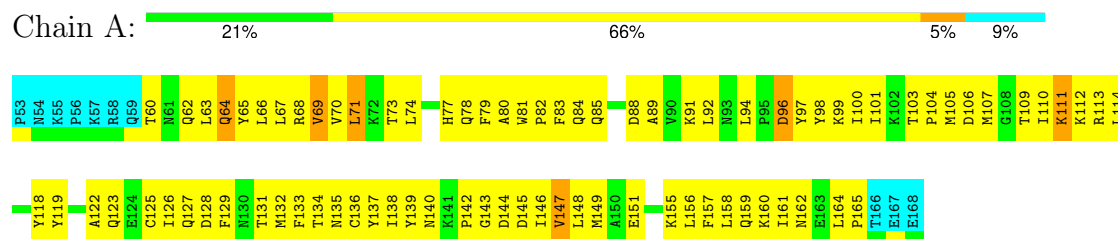
4.2.4 Score per residue for model 4

- Molecule 1: Bromodomain-containing protein 4



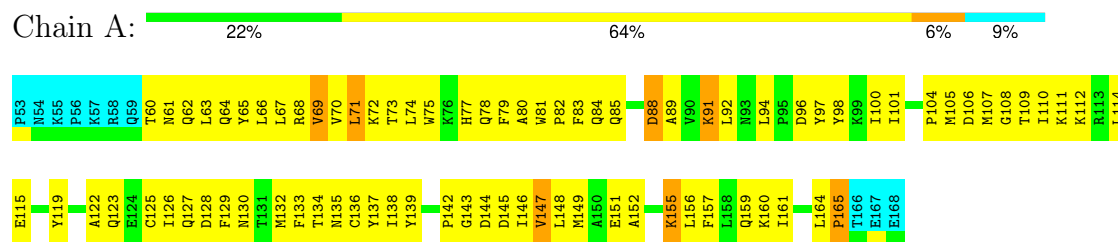
4.2.5 Score per residue for model 5 (medoid)

- Molecule 1: Bromodomain-containing protein 4



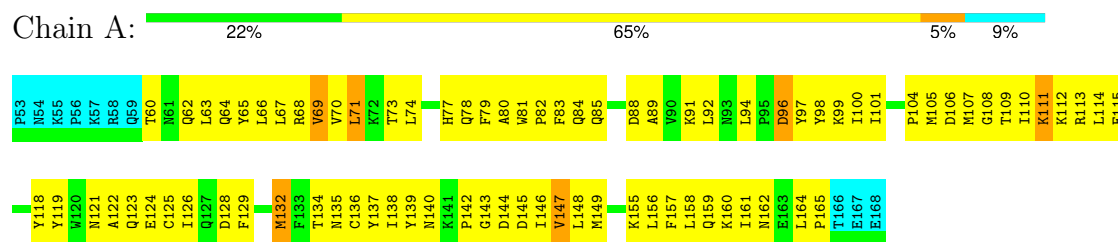
4.2.6 Score per residue for model 6

- Molecule 1: Bromodomain-containing protein 4



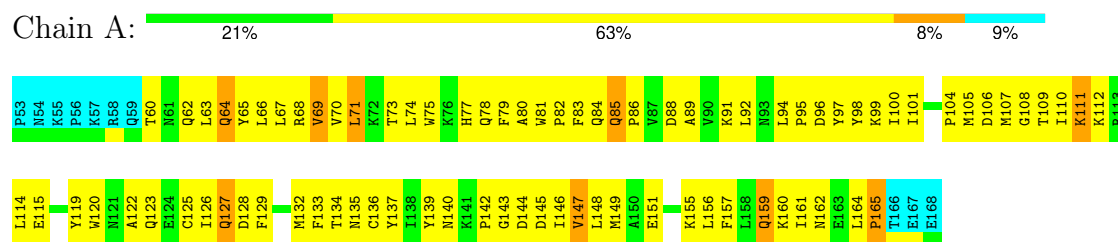
4.2.7 Score per residue for model 7

- Molecule 1: Bromodomain-containing protein 4



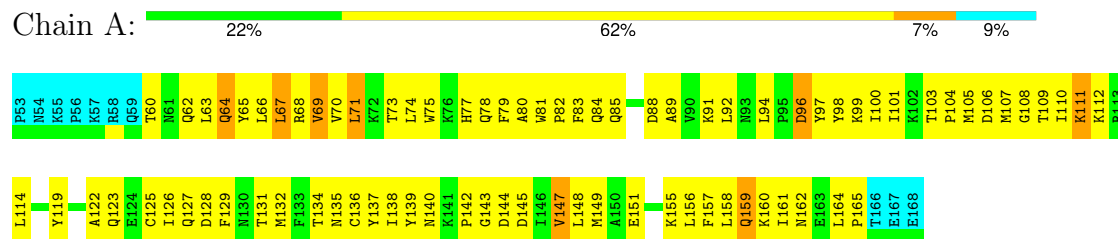
4.2.8 Score per residue for model 8

- Molecule 1: Bromodomain-containing protein 4



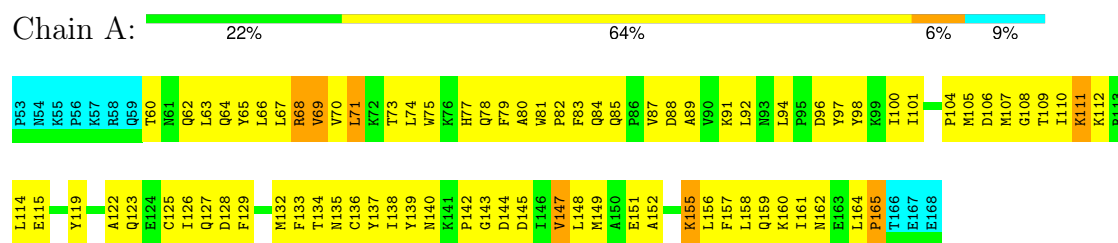
4.2.9 Score per residue for model 9

- Molecule 1: Bromodomain-containing protein 4



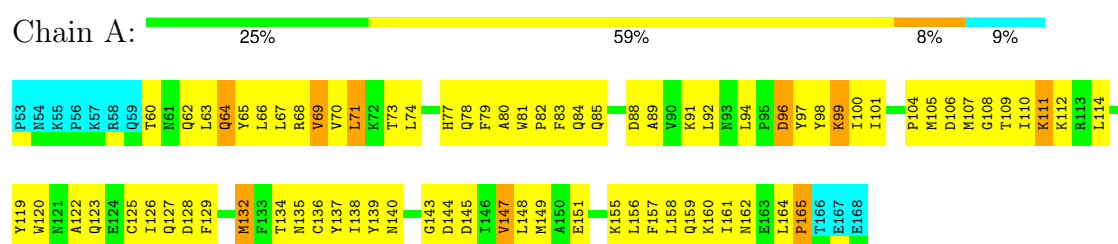
4.2.10 Score per residue for model 10

- Molecule 1: Bromodomain-containing protein 4



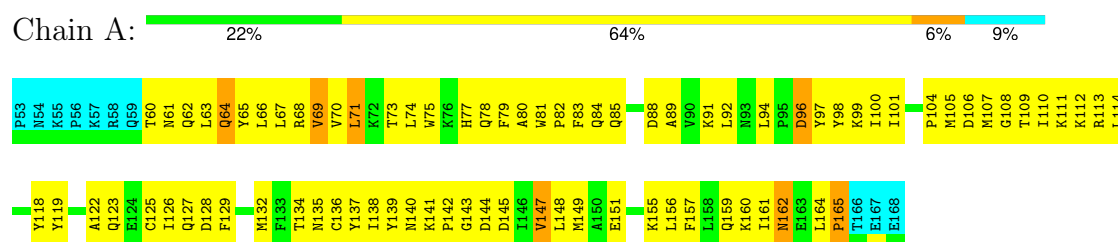
4.2.11 Score per residue for model 11

- Molecule 1: Bromodomain-containing protein 4



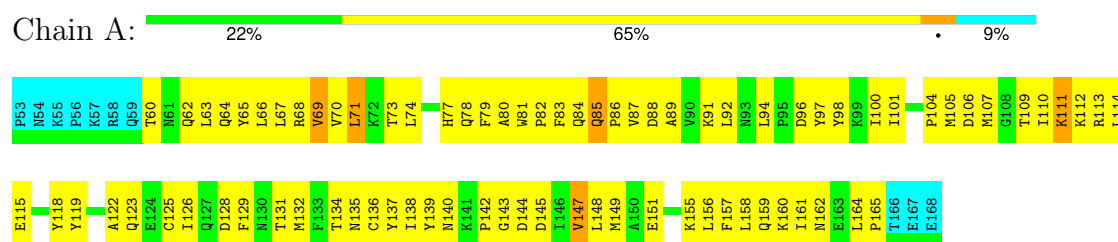
4.2.12 Score per residue for model 12

- Molecule 1: Bromodomain-containing protein 4



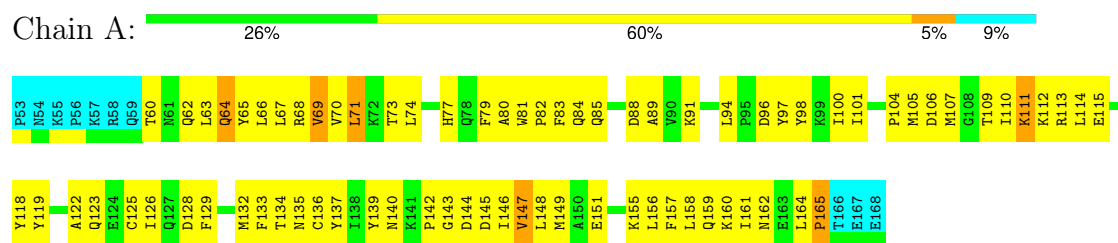
4.2.13 Score per residue for model 13

- Molecule 1: Bromodomain-containing protein 4



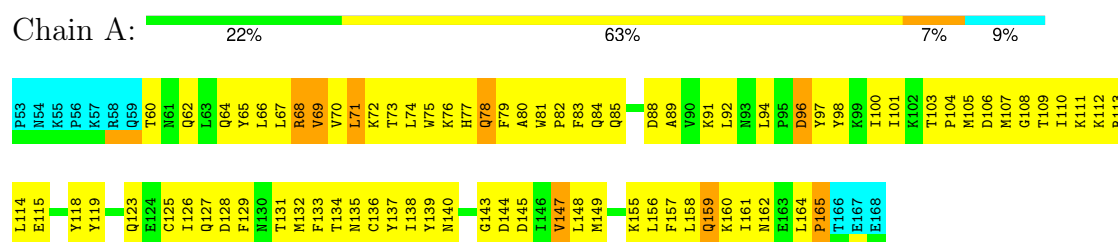
4.2.14 Score per residue for model 14

- Molecule 1: Bromodomain-containing protein 4



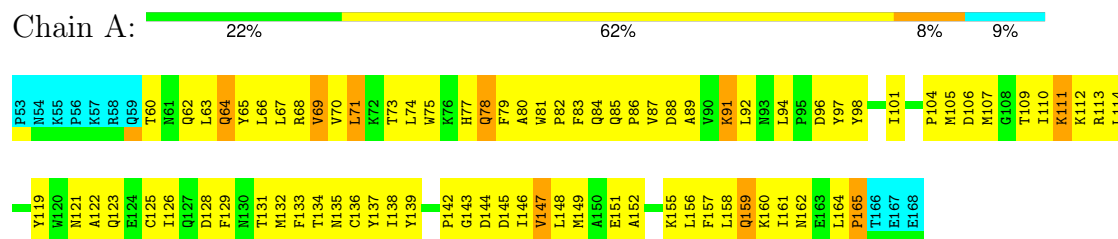
4.2.15 Score per residue for model 15

- Molecule 1: Bromodomain-containing protein 4



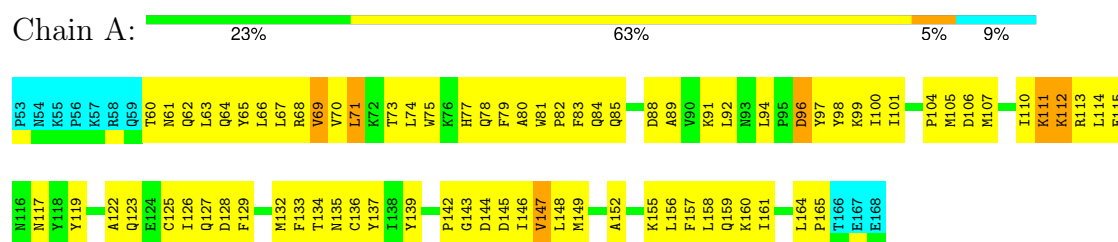
4.2.16 Score per residue for model 16

- Molecule 1: Bromodomain-containing protein 4



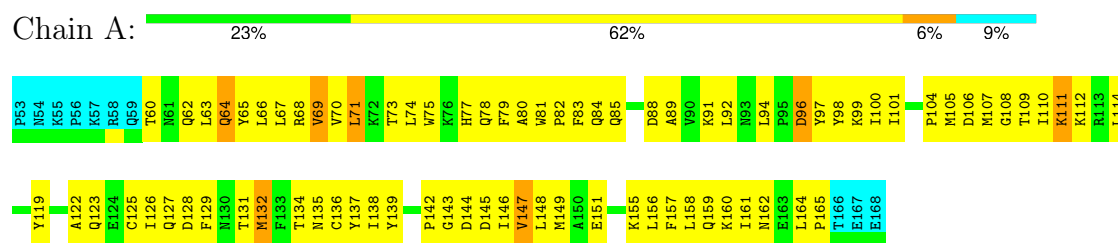
4.2.17 Score per residue for model 17

- Molecule 1: Bromodomain-containing protein 4



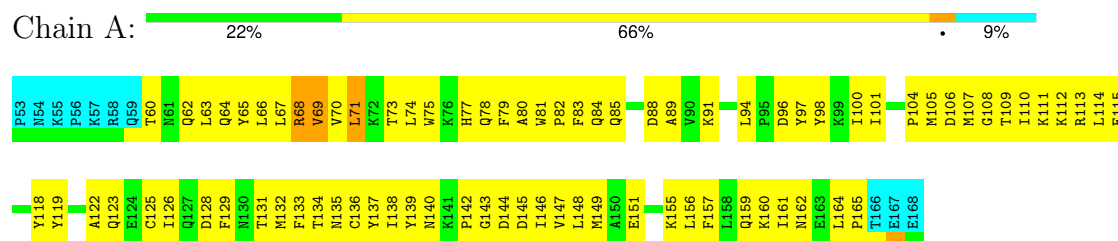
4.2.18 Score per residue for model 18

- Molecule 1: Bromodomain-containing protein 4



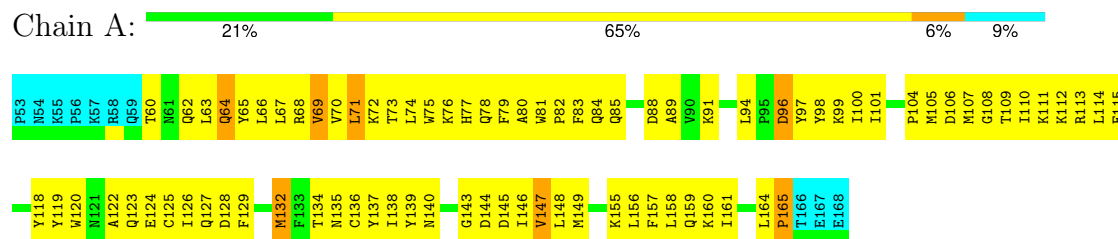
4.2.19 Score per residue for model 19

- Molecule 1: Bromodomain-containing protein 4



4.2.20 Score per residue for model 20

- Molecule 1: Bromodomain-containing protein 4



5 Refinement protocol and experimental data overview

The models were refined using the following method: *simulated annealing*.

Of the 200 calculated structures, 20 were deposited, based on the following criterion: *structures with the lowest energy*.

The following table shows the software used for structure solution, optimisation and refinement.

Software name	Classification	Version
ARIA	refinement	
CNS	structure calculation	

The following table shows chemical shift validation statistics as aggregates over all chemical shift files. Detailed validation can be found in section 7 of this report.

Chemical shift file(s)	working_cs.cif
Number of chemical shift lists	1
Total number of shifts	1437
Number of shifts mapped to atoms	1437
Number of unparsed shifts	0
Number of shifts with mapping errors	0
Number of shifts with mapping warnings	0
Assignment completeness (well-defined parts)	86%

6 Model quality ⓘ

6.1 Standard geometry ⓘ

Bond lengths and bond angles in the following residue types are not validated in this section: MQO

There are no covalent bond-length or bond-angle outliers.

There are no bond-length outliers.

There are no bond-angle outliers.

There are no chirality outliers.

There are no planarity outliers.

6.2 Too-close contacts ⓘ

In the following table, the Non-H and H(model) columns list the number of non-hydrogen atoms and hydrogen atoms in each chain respectively. The H(added) column lists the number of hydrogen atoms added and optimized by MolProbity. The Clashes column lists the number of clashes averaged over the ensemble.

Mol	Chain	Non-H	H(model)	H(added)	Clashes
1	A	896	900	899	106±4
2	A	14	11	0	4±1
All	All	18200	18220	17980	2120

The all-atom clashscore is defined as the number of clashes found per 1000 atoms (including hydrogen atoms). The all-atom clashscore for this structure is 59.

All unique clashes are listed below, sorted by their clash magnitude.

Atom-1	Atom-2	Clash(Å)	Distance(Å)	Models	
				Worst	Total
1:A:101:ILE:HD11	1:A:139:TYR:HB2	1.05	1.27	18	20
1:A:164:LEU:HD12	1:A:165:PRO:HD2	0.99	1.34	3	20
1:A:73:THR:HG22	1:A:156:LEU:HD11	0.98	1.34	4	20
1:A:66:LEU:HD13	1:A:125:CYS:HB3	0.97	1.34	8	20
1:A:73:THR:HG21	1:A:160:LYS:HE3	0.86	1.47	17	20
1:A:66:LEU:HD11	1:A:126:ILE:HG13	0.84	1.50	20	20
1:A:79:PHE:HB3	1:A:149:MET:HB3	0.81	1.53	15	20
1:A:126:ILE:HG23	1:A:157:PHE:HZ	0.80	1.37	14	20
1:A:164:LEU:HD12	1:A:165:PRO:CD	0.79	2.06	6	20
1:A:83:PHE:HB3	1:A:132:MET:SD	0.78	2.18	18	19
1:A:108:GLY:O	1:A:111:LYS:HG2	0.78	1.79	20	8

Continued on next page...

Continued from previous page...

Atom-1	Atom-2	Clash(Å)	Distance(Å)	Models	
				Worst	Total
1:A:74:LEU:HD11	1:A:157:PHE:HB2	0.78	1.53	18	20
1:A:71:LEU:HD11	1:A:111:LYS:HB3	0.78	1.56	14	19
1:A:79:PHE:HD2	1:A:149:MET:HG2	0.77	1.40	6	13
1:A:66:LEU:HD23	1:A:70:VAL:HG21	0.77	1.55	6	20
1:A:145:ASP:O	1:A:149:MET:HG3	0.77	1.80	16	20
1:A:164:LEU:CD1	1:A:165:PRO:HD2	0.74	2.13	2	20
1:A:105:MET:SD	1:A:110:ILE:HG13	0.74	2.23	16	20
1:A:136:CYS:SG	1:A:146:ILE:HG13	0.73	2.24	19	1
1:A:89:ALA:HA	1:A:94:LEU:HD12	0.72	1.62	10	20
1:A:79:PHE:CD2	1:A:149:MET:HG2	0.71	2.21	18	16
1:A:146:ILE:HA	1:A:149:MET:SD	0.70	2.26	7	3
1:A:126:ILE:HG23	1:A:157:PHE:CZ	0.70	2.21	14	20
1:A:72:LYS:HG2	1:A:76:LYS:HE3	0.70	1.64	20	1
1:A:70:VAL:HG22	1:A:160:LYS:CB	0.69	2.18	6	20
1:A:97:TYR:HA	1:A:139:TYR:CE1	0.69	2.22	16	20
1:A:72:LYS:HG2	1:A:76:LYS:HE2	0.68	1.66	15	1
1:A:83:PHE:HD2	1:A:132:MET:HG2	0.67	1.49	8	14
1:A:74:LEU:O	1:A:80:ALA:HB2	0.66	1.91	3	20
1:A:161:ILE:HA	1:A:164:LEU:HB2	0.66	1.67	16	20
1:A:70:VAL:HG22	1:A:160:LYS:HB2	0.66	1.67	9	20
1:A:83:PHE:CD2	1:A:132:MET:HG2	0.66	2.26	8	16
1:A:60:THR:O	1:A:64:GLN:HB2	0.65	1.92	4	19
1:A:65:TYR:CD2	1:A:69:VAL:HG11	0.64	2.27	20	20
1:A:73:THR:HG21	1:A:160:LYS:CE	0.64	2.23	12	20
1:A:113:ARG:HB2	1:A:119:TYR:CE2	0.64	2.28	16	1
1:A:123:GLN:HA	1:A:126:ILE:HD12	0.63	1.70	9	20
1:A:65:TYR:CE2	1:A:69:VAL:HG11	0.63	2.29	5	20
1:A:80:ALA:O	1:A:84:GLN:HG3	0.63	1.94	11	19
1:A:88:ASP:HB2	1:A:91:LYS:HB2	0.62	1.70	9	20
1:A:68:ARG:HA	1:A:68:ARG:HE	0.61	1.54	3	4
1:A:62:GLN:HA	1:A:164:LEU:HD11	0.61	1.70	20	20
1:A:64:GLN:O	1:A:68:ARG:HG2	0.61	1.95	20	20
1:A:143:GLY:HA2	1:A:148:LEU:HD21	0.61	1.71	11	20
1:A:62:GLN:HB3	1:A:122:ALA:HB2	0.61	1.73	17	18
1:A:66:LEU:HD13	1:A:125:CYS:CB	0.61	2.18	8	20
1:A:62:GLN:CA	1:A:164:LEU:HD11	0.61	2.25	20	20
1:A:134:THR:HA	1:A:137:TYR:CD2	0.59	2.31	19	19
1:A:109:THR:O	1:A:112:LYS:HB3	0.59	1.97	12	6
1:A:66:LEU:CD1	1:A:125:CYS:HB3	0.59	2.23	9	17
1:A:155:LYS:O	1:A:159:GLN:HB2	0.59	1.97	18	20
1:A:114:LEU:HD11	1:A:125:CYS:SG	0.59	2.37	20	20

Continued on next page...

Continued from previous page...

Atom-1	Atom-2	Clash(Å)	Distance(Å)	Models	
				Worst	Total
1:A:152:ALA:HA	1:A:155:LYS:HE3	0.59	1.74	17	2
1:A:137:TYR:HD1	1:A:147:VAL:HB	0.59	1.57	7	20
1:A:108:GLY:O	1:A:112:LYS:HG2	0.59	1.98	6	9
1:A:83:PHE:O	1:A:106:ASP:HB2	0.58	1.98	1	19
1:A:75:TRP:CZ3	1:A:111:LYS:HD2	0.58	2.34	6	6
1:A:98:TYR:CE1	1:A:104:PRO:HG2	0.58	2.34	4	18
1:A:98:TYR:CD1	1:A:104:PRO:HG2	0.57	2.34	17	18
1:A:157:PHE:O	1:A:161:ILE:HG12	0.57	1.99	15	20
1:A:97:TYR:CE2	2:A:201:MQO:CAB	0.57	2.88	9	20
1:A:108:GLY:O	1:A:111:LYS:HG3	0.57	1.99	8	6
1:A:83:PHE:CE2	1:A:136:CYS:SG	0.57	2.98	3	19
1:A:121:ASN:OD1	1:A:124:GLU:HG3	0.57	2.00	7	1
1:A:74:LEU:O	1:A:77:HIS:HB2	0.56	2.00	5	20
1:A:81:TRP:CG	1:A:82:PRO:HD3	0.56	2.36	3	20
1:A:114:LEU:HG	1:A:119:TYR:CE2	0.56	2.35	4	20
1:A:113:ARG:HB3	1:A:118:TYR:HB3	0.56	1.76	15	9
1:A:82:PRO:HG3	1:A:149:MET:HE1	0.56	1.78	6	3
1:A:65:TYR:O	1:A:69:VAL:HG13	0.55	2.01	8	20
1:A:105:MET:O	1:A:132:MET:HG3	0.55	2.01	3	16
1:A:110:ILE:HG12	1:A:128:ASP:HB3	0.55	1.79	6	20
1:A:137:TYR:CD1	1:A:147:VAL:HB	0.55	2.36	7	20
1:A:109:THR:O	1:A:113:ARG:HG2	0.54	2.01	16	1
1:A:62:GLN:HG2	1:A:164:LEU:CD1	0.54	2.33	9	3
1:A:119:TYR:CD2	1:A:125:CYS:HB2	0.54	2.37	11	17
1:A:62:GLN:CB	1:A:164:LEU:HD11	0.54	2.33	20	20
1:A:101:ILE:HD12	1:A:135:ASN:HB3	0.54	1.80	16	15
1:A:147:VAL:O	1:A:151:GLU:HG3	0.54	2.03	3	8
1:A:144:ASP:OD1	1:A:146:ILE:HG22	0.54	2.02	18	4
1:A:75:TRP:CZ3	1:A:111:LYS:HD3	0.54	2.38	12	1
1:A:105:MET:HB3	1:A:131:THR:HG22	0.53	1.78	16	8
1:A:66:LEU:HD12	1:A:122:ALA:HB1	0.53	1.77	8	3
1:A:110:ILE:HG21	1:A:129:PHE:CZ	0.53	2.39	10	20
1:A:101:ILE:CG2	1:A:135:ASN:HB2	0.53	2.33	18	5
1:A:66:LEU:HD11	1:A:126:ILE:CG1	0.53	2.31	20	3
1:A:84:GLN:HA	1:A:107:MET:HB2	0.53	1.78	17	1
1:A:100:ILE:HD12	1:A:139:TYR:CE1	0.53	2.39	12	15
1:A:101:ILE:HD11	1:A:139:TYR:CB	0.53	2.19	18	1
1:A:62:GLN:HB3	1:A:122:ALA:CB	0.53	2.34	9	13
1:A:96:ASP:HA	1:A:99:LYS:HD3	0.52	1.81	18	8
1:A:86:PRO:HA	1:A:106:ASP:OD2	0.52	2.04	16	1
1:A:81:TRP:CZ3	1:A:82:PRO:HB3	0.52	2.38	14	20

Continued on next page...

Continued from previous page...

Atom-1	Atom-2	Clash(Å)	Distance(Å)	Models	
				Worst	Total
1:A:144:ASP:O	1:A:148:LEU:HG	0.52	2.04	16	20
1:A:142:PRO:HA	1:A:147:VAL:HG21	0.52	1.81	18	16
1:A:70:VAL:HG12	1:A:74:LEU:HD12	0.52	1.82	19	20
1:A:132:MET:HE3	1:A:133:PHE:CE1	0.52	2.40	5	12
1:A:136:CYS:SG	1:A:147:VAL:CA	0.52	2.98	19	1
1:A:94:LEU:HD22	2:A:201:MGO:CAB	0.52	2.35	13	12
1:A:101:ILE:HD13	1:A:138:ILE:HG22	0.52	1.81	18	4
1:A:105:MET:H	1:A:135:ASN:ND2	0.52	2.03	18	4
1:A:67:LEU:O	1:A:71:LEU:HB3	0.51	2.05	3	20
1:A:67:LEU:HD21	1:A:115:GLU:HG3	0.51	1.81	20	2
1:A:152:ALA:HA	1:A:155:LYS:HE2	0.51	1.81	10	2
1:A:110:ILE:CD1	1:A:132:MET:HG3	0.51	2.35	11	4
1:A:94:LEU:HB3	1:A:97:TYR:HB2	0.51	1.82	3	5
1:A:66:LEU:HD13	1:A:125:CYS:SG	0.51	2.46	15	17
1:A:66:LEU:HD23	1:A:70:VAL:CG2	0.51	2.34	6	17
1:A:136:CYS:SG	1:A:147:VAL:HA	0.50	2.46	19	1
1:A:139:TYR:CD2	2:A:201:MGO:CAB	0.50	2.94	1	14
1:A:83:PHE:O	1:A:106:ASP:HB3	0.50	2.05	16	1
1:A:144:ASP:O	1:A:147:VAL:HG13	0.50	2.07	9	19
1:A:119:TYR:CZ	1:A:125:CYS:HA	0.50	2.41	1	4
1:A:88:ASP:CB	1:A:91:LYS:HB2	0.50	2.37	16	13
1:A:146:ILE:HB	2:A:201:MGO:NAH	0.50	2.21	16	3
1:A:144:ASP:OD2	1:A:146:ILE:HG22	0.50	2.06	14	1
1:A:107:MET:N	1:A:132:MET:SD	0.50	2.85	16	8
1:A:83:PHE:HE2	1:A:136:CYS:SG	0.50	2.30	11	16
1:A:105:MET:HG3	1:A:132:MET:CG	0.50	2.37	18	4
1:A:114:LEU:HG	1:A:119:TYR:HE2	0.49	1.66	4	8
1:A:83:PHE:CD2	1:A:132:MET:SD	0.49	3.05	11	2
1:A:92:LEU:HD13	1:A:94:LEU:HD11	0.49	1.85	8	16
1:A:67:LEU:CD2	1:A:115:GLU:HG2	0.49	2.38	8	10
1:A:103:THR:HG23	1:A:131:THR:HG23	0.49	1.84	2	3
1:A:164:LEU:HD12	1:A:165:PRO:N	0.49	2.23	16	14
1:A:101:ILE:HG23	1:A:135:ASN:HB2	0.49	1.85	18	5
1:A:71:LEU:CD1	1:A:111:LYS:HB3	0.49	2.34	13	3
1:A:83:PHE:HB2	1:A:107:MET:SD	0.48	2.47	16	11
1:A:107:MET:HG3	1:A:132:MET:SD	0.48	2.49	3	13
1:A:94:LEU:CB	1:A:97:TYR:HB2	0.48	2.39	14	10
1:A:77:HIS:CD2	1:A:156:LEU:HG	0.48	2.43	11	6
1:A:67:LEU:C	1:A:67:LEU:HD13	0.48	2.28	7	20
1:A:159:GLN:O	1:A:162:ASN:HB3	0.48	2.08	2	17
1:A:79:PHE:HD2	1:A:149:MET:CG	0.48	2.22	10	7

Continued on next page...

Continued from previous page...

Atom-1	Atom-2	Clash(Å)	Distance(Å)	Models	
				Worst	Total
1:A:96:ASP:HB2	1:A:100:ILE:HD12	0.48	1.86	15	3
1:A:124:GLU:O	1:A:127:GLN:HG2	0.47	2.09	1	2
1:A:78:GLN:H	1:A:78:GLN:CD	0.47	2.11	16	2
1:A:97:TYR:O	1:A:101:ILE:HG12	0.47	2.09	18	1
1:A:140:ASN:HB3	1:A:144:ASP:CB	0.47	2.39	7	8
1:A:96:ASP:HA	1:A:99:LYS:HD2	0.47	1.86	11	1
1:A:61:ASN:OD1	1:A:165:PRO:HB2	0.47	2.09	6	2
1:A:124:GLU:HA	1:A:127:GLN:HE21	0.47	1.70	20	1
1:A:66:LEU:O	1:A:70:VAL:HB	0.47	2.10	2	18
1:A:63:LEU:CD2	1:A:122:ALA:HA	0.47	2.40	11	17
1:A:109:THR:O	1:A:112:LYS:HB2	0.47	2.10	15	12
1:A:85:GLN:HG2	1:A:86:PRO:N	0.47	2.23	13	2
1:A:62:GLN:HG2	1:A:164:LEU:HG	0.46	1.87	9	3
1:A:113:ARG:HB2	1:A:119:TYR:CZ	0.46	2.45	16	3
1:A:108:GLY:O	1:A:112:LYS:HD3	0.46	2.10	20	1
1:A:140:ASN:HB3	1:A:144:ASP:HB3	0.46	1.88	7	9
1:A:66:LEU:O	1:A:71:LEU:HB2	0.46	2.11	3	4
1:A:60:THR:O	1:A:64:GLN:N	0.46	2.47	16	15
1:A:136:CYS:O	1:A:140:ASN:HB2	0.46	2.11	11	5
1:A:157:PHE:CD2	1:A:158:LEU:HG	0.46	2.46	18	14
1:A:101:ILE:HA	1:A:138:ILE:HG21	0.46	1.88	19	7
1:A:146:ILE:HD12	1:A:149:MET:HE2	0.46	1.88	6	2
1:A:81:TRP:CZ2	2:A:201:MQO:CAM	0.46	2.99	7	2
1:A:147:VAL:O	1:A:151:GLU:N	0.45	2.46	12	10
1:A:67:LEU:CD2	1:A:115:GLU:HG3	0.45	2.40	20	1
1:A:72:LYS:O	1:A:76:LYS:HG2	0.45	2.11	3	1
1:A:62:GLN:HG2	1:A:164:LEU:CG	0.45	2.40	9	2
1:A:81:TRP:NE1	1:A:149:MET:CE	0.45	2.80	1	2
1:A:71:LEU:O	1:A:75:TRP:HB2	0.45	2.12	15	10
1:A:83:PHE:O	1:A:107:MET:N	0.45	2.50	3	9
1:A:62:GLN:CB	1:A:122:ALA:HB2	0.45	2.41	5	7
1:A:110:ILE:HD12	1:A:132:MET:HG3	0.45	1.88	11	1
1:A:105:MET:HG3	1:A:132:MET:HG3	0.45	1.89	18	1
1:A:83:PHE:HD2	1:A:132:MET:SD	0.45	2.35	11	1
1:A:134:THR:O	1:A:138:ILE:N	0.44	2.51	7	11
1:A:105:MET:SD	1:A:109:THR:HB	0.44	2.51	16	1
1:A:144:ASP:HB3	1:A:147:VAL:CG1	0.44	2.42	12	11
1:A:101:ILE:CD1	1:A:139:TYR:HB2	0.44	2.27	6	8
1:A:67:LEU:HA	1:A:114:LEU:HD13	0.44	1.89	3	5
1:A:97:TYR:HE2	2:A:201:MQO:CAB	0.44	2.25	5	14
1:A:146:ILE:HB	2:A:201:MQO:CAO	0.44	2.42	16	2

Continued on next page...

Continued from previous page...

Atom-1	Atom-2	Clash(Å)	Distance(Å)	Models	
				Worst	Total
1:A:105:MET:HG3	1:A:132:MET:HG2	0.44	1.90	11	2
1:A:106:ASP:HA	1:A:132:MET:HG3	0.44	1.89	16	1
1:A:140:ASN:OD1	2:A:201:MQO:CAB	0.44	2.65	15	3
1:A:81:TRP:CD2	1:A:82:PRO:HD3	0.44	2.48	6	12
1:A:111:LYS:HD3	1:A:112:LYS:N	0.44	2.28	17	3
1:A:101:ILE:HD12	1:A:135:ASN:HB2	0.44	1.88	9	2
1:A:83:PHE:CZ	1:A:146:ILE:HD11	0.44	2.48	19	1
1:A:136:CYS:SG	1:A:147:VAL:N	0.44	2.91	19	1
1:A:82:PRO:HG3	1:A:149:MET:CE	0.43	2.42	6	2
1:A:78:GLN:HG2	1:A:79:PHE:CD1	0.43	2.48	16	1
1:A:66:LEU:CD1	1:A:122:ALA:HB1	0.43	2.42	8	1
1:A:69:VAL:HG22	1:A:70:VAL:N	0.43	2.28	8	19
1:A:127:GLN:HG2	1:A:128:ASP:N	0.43	2.26	8	1
1:A:149:MET:HB2	1:A:149:MET:HE2	0.43	1.61	3	4
1:A:74:LEU:HB3	1:A:107:MET:CE	0.43	2.44	11	7
1:A:100:ILE:HG22	1:A:138:ILE:HG22	0.43	1.91	6	3
1:A:65:TYR:CD2	1:A:69:VAL:CG1	0.43	3.02	13	13
1:A:81:TRP:CE2	1:A:149:MET:HE1	0.42	2.49	7	1
1:A:107:MET:HG3	1:A:132:MET:CE	0.42	2.44	11	3
1:A:111:LYS:C	1:A:111:LYS:HD2	0.42	2.33	7	1
1:A:75:TRP:CZ3	1:A:111:LYS:HG2	0.42	2.49	9	3
1:A:68:ARG:HA	1:A:68:ARG:NE	0.42	2.29	19	1
1:A:126:ILE:HG22	1:A:130:ASN:ND2	0.42	2.29	6	1
1:A:66:LEU:HD12	1:A:122:ALA:CB	0.42	2.44	8	1
1:A:101:ILE:HG23	1:A:135:ASN:HB3	0.42	1.91	17	2
1:A:82:PRO:HB2	2:A:201:MQO:CAA	0.42	2.44	16	2
1:A:125:CYS:SG	1:A:129:PHE:CE1	0.42	3.12	2	6
1:A:79:PHE:CD2	1:A:149:MET:CG	0.42	3.01	19	5
1:A:64:GLN:NE2	1:A:64:GLN:HA	0.42	2.27	8	1
1:A:81:TRP:CH2	2:A:201:MQO:CAM	0.42	3.03	11	2
1:A:156:LEU:O	1:A:160:LYS:HG2	0.42	2.15	3	3
1:A:74:LEU:HB3	1:A:107:MET:HE2	0.42	1.91	16	2
1:A:80:ALA:HB1	1:A:107:MET:SD	0.42	2.55	13	8
1:A:73:THR:CG2	1:A:156:LEU:HD21	0.42	2.45	13	3
1:A:92:LEU:HD22	2:A:201:MQO:CAO	0.42	2.44	9	1
1:A:147:VAL:HG23	1:A:151:GLU:HG3	0.42	1.91	19	1
1:A:114:LEU:HD21	1:A:125:CYS:SG	0.42	2.55	13	3
1:A:67:LEU:HD21	1:A:115:GLU:HG2	0.42	1.91	19	1
1:A:111:LYS:HD2	1:A:112:LYS:N	0.42	2.30	7	2
1:A:71:LEU:HD23	1:A:114:LEU:HD12	0.41	1.92	2	1
1:A:79:PHE:CB	1:A:149:MET:HB3	0.41	2.36	16	2

Continued on next page...

Continued from previous page...

Atom-1	Atom-2	Clash(Å)	Distance(Å)	Models	
				Worst	Total
1:A:156:LEU:O	1:A:159:GLN:HB3	0.41	2.14	9	6
1:A:91:LYS:HD2	1:A:91:LYS:HA	0.41	1.74	1	3
1:A:66:LEU:HA	1:A:70:VAL:CG2	0.41	2.45	8	1
1:A:65:TYR:CE1	1:A:160:LYS:HB3	0.41	2.51	20	1
1:A:103:THR:HG23	1:A:103:THR:O	0.41	2.16	5	1
1:A:74:LEU:HD13	1:A:129:PHE:CE2	0.41	2.51	7	1
1:A:101:ILE:CG2	1:A:135:ASN:HB3	0.41	2.46	17	1
1:A:144:ASP:HB3	1:A:147:VAL:HG13	0.41	1.93	19	1
1:A:70:VAL:CG1	1:A:157:PHE:HD1	0.40	2.29	1	1
1:A:133:PHE:O	1:A:136:CYS:HB2	0.40	2.16	8	2
1:A:156:LEU:HD22	1:A:156:LEU:O	0.40	2.16	15	2
1:A:83:PHE:HA	1:A:106:ASP:HB3	0.40	1.92	16	1
1:A:81:TRP:NE1	1:A:149:MET:HE1	0.40	2.31	1	1
1:A:105:MET:O	1:A:132:MET:HG2	0.40	2.16	18	1
1:A:95:PRO:O	1:A:99:LYS:HE3	0.40	2.16	8	1
1:A:81:TRP:N	1:A:82:PRO:CD	0.40	2.84	16	1

6.3 Torsion angles [i](#)

6.3.1 Protein backbone [i](#)

In the following table, the Percentiles column shows the percent Ramachandran outliers of the chain as a percentile score with respect to all PDB entries followed by that with respect to all NMR entries. The Analysed column shows the number of residues for which the backbone conformation was analysed and the total number of residues.

Mol	Chain	Analysed	Favoured	Allowed	Outliers	Percentiles	
1	A	106/116 (91%)	96±1 (90±1%)	10±1 (9±1%)	1±0 (1±0%)	27	74
All	All	2120/2320 (91%)	1911 (90%)	198 (9%)	11 (1%)	27	74

All 1 unique Ramachandran outliers are listed below.

Mol	Chain	Res	Type	Models (Total)
1	A	165	PRO	11

6.3.2 Protein sidechains [i](#)

In the following table, the Percentiles column shows the percent sidechain outliers of the chain as a percentile score with respect to all PDB entries followed by that with respect to all NMR entries. The Analysed column shows the number of residues for which the sidechain conformation

was analysed and the total number of residues.

Mol	Chain	Analysed	Rotameric	Outliers	Percentiles	
1	A	99/109 (91%)	90±2 (91±2%)	9±2 (9±2%)	10	57
All	All	1980/2180 (91%)	1795 (91%)	185 (9%)	10	57

All 22 unique residues with a non-rotameric sidechain are listed below. They are sorted by the frequency of occurrence in the ensemble.

Mol	Chain	Res	Type	Models (Total)
1	A	69	VAL	20
1	A	71	LEU	20
1	A	85	GLN	20
1	A	96	ASP	20
1	A	78	GLN	19
1	A	147	VAL	19
1	A	111	LYS	13
1	A	127	GLN	12
1	A	64	GLN	11
1	A	68	ARG	5
1	A	159	GLN	5
1	A	87	VAL	4
1	A	132	MET	4
1	A	91	LYS	3
1	A	88	ASP	2
1	A	155	LYS	2
1	A	72	LYS	1
1	A	67	LEU	1
1	A	99	LYS	1
1	A	141	LYS	1
1	A	162	ASN	1
1	A	112	LYS	1

6.3.3 RNA ⓘ

There are no RNA molecules in this entry.

6.4 Non-standard residues in protein, DNA, RNA chains ⓘ

There are no non-standard protein/DNA/RNA residues in this entry.

6.5 Carbohydrates [i](#)

There are no oligosaccharides in this entry.

6.6 Ligand geometry [i](#)

1 ligand is modelled in this entry.

In the following table, the Counts columns list the number of bonds for which Mogul statistics could be retrieved, the number of bonds that are observed in the model and the number of bonds that are defined in the chemical component dictionary. The Link column lists molecule types, if any, to which the group is linked. The Z score for a bond length is the number of standard deviations the observed value is removed from the expected value. A bond length with $|Z| > 2$ is considered an outlier worth inspection. RMSZ is the average root-mean-square of all Z scores of the bond lengths.

Mol	Type	Chain	Res	Link	Bond lengths		
					Counts	RMSZ	#Z>2
2	MQO	A	201	-	15,15,15	2.13±0.03	3±0 (20±0%)

In the following table, the Counts columns list the number of angles for which Mogul statistics could be retrieved, the number of angles that are observed in the model and the number of angles that are defined in the chemical component dictionary. The Link column lists molecule types, if any, to which the group is linked. The Z score for a bond angle is the number of standard deviations the observed value is removed from the expected value. A bond angle with $|Z| > 2$ is considered an outlier worth inspection. RMSZ is the average root-mean-square of all Z scores of the bond angles.

Mol	Type	Chain	Res	Link	Bond angles		
					Counts	RMSZ	#Z>2
2	MQO	A	201	-	18,21,21	2.15±0.03	3±0 (16±0%)

In the following table, the Chirals column lists the number of chiral outliers, the number of chiral centers analysed, the number of these observed in the model and the number defined in the chemical component dictionary. Similar counts are reported in the Torsion and Rings columns. '-' means no outliers of that kind were identified.

Mol	Type	Chain	Res	Link	Chirals	Torsions	Rings
2	MQO	A	201	-	-	0±0,2,2,2	0±0,2,2,2

All unique bond outliers are listed below. They are sorted according to the Z-score of the worst occurrence in the ensemble.

Mol	Chain	Res	Type	Atoms	Z	Observed(Å)	Ideal(Å)	Models	
								Worst	Total
2	A	201	MQO	CAN-CAK	6.34	1.37	1.48	4	20
2	A	201	MQO	CAI-CAK	4.18	1.37	1.46	11	20
2	A	201	MQO	CAM-NAH	2.24	1.39	1.34	6	20

All unique angle outliers are listed below. They are sorted according to the Z-score of the worst occurrence in the ensemble.

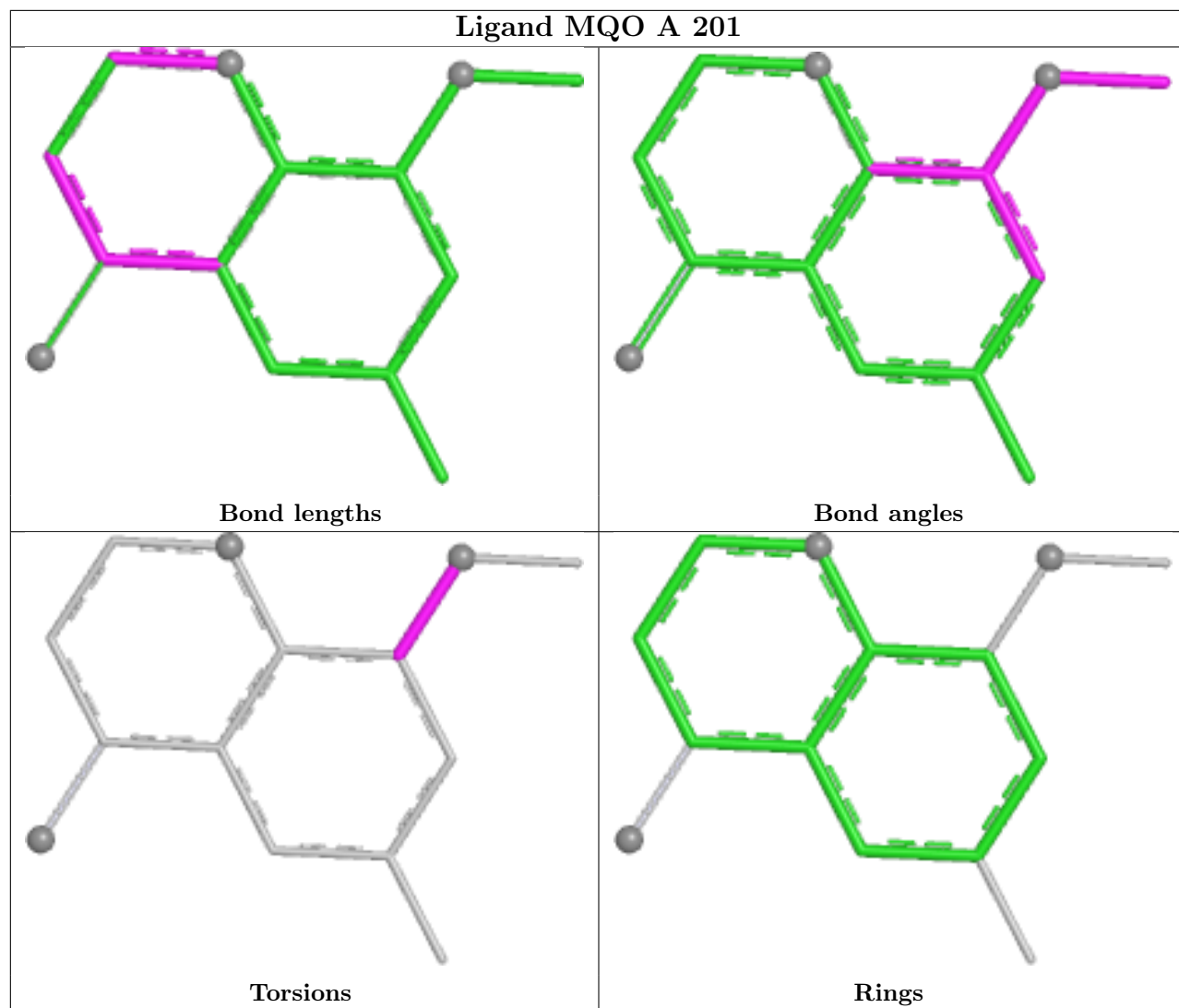
Mol	Chain	Res	Type	Atoms	Z	Observed(°)	Ideal(°)	Models	
								Worst	Total
2	A	201	MQO	CAA-OAE-CAL	6.34	108.22	117.51	8	20
2	A	201	MQO	OAE-CAL-CAO	5.31	119.86	115.00	16	20
2	A	201	MQO	OAE-CAL-CAJ	2.60	119.60	124.08	12	20

There are no chirality outliers.

There are no torsion outliers.

There are no ring outliers.

The following is a two-dimensional graphical depiction of Mogul quality analysis of bond lengths, bond angles, torsion angles, and ring geometry for all instances of the Ligand of Interest. In addition, ligands with molecular weight > 250 and outliers as shown on the validation Tables will also be included. For torsion angles, if less than 5% of the Mogul distribution of torsion angles is within 10 degrees of the torsion angle in question, then that torsion angle is considered an outlier. Any bond that is central to one or more torsion angles identified as an outlier by Mogul will be highlighted in the graph. For rings, the root-mean-square deviation (RMSD) between the ring in question and similar rings identified by Mogul is calculated over all ring torsion angles. If the average RMSD is greater than 60 degrees and the minimal RMSD between the ring in question and any Mogul-identified rings is also greater than 60 degrees, then that ring is considered an outlier. The outliers are highlighted in purple. The color gray indicates Mogul did not find sufficient equivalents in the CSD to analyse the geometry.



6.7 Other polymers [i](#)

There are no such molecules in this entry.

6.8 Polymer linkage issues [i](#)

There are no chain breaks in this entry.

7 Chemical shift validation

The completeness of assignment taking into account all chemical shift lists is 86% for the well-defined parts and 84% for the entire structure.

7.1 Chemical shift list 1

File name: working_cs.cif

Chemical shift list name: *assigned_chem_shift_list_1*

7.1.1 Bookkeeping

The following table shows the results of parsing the chemical shift list and reports the number of nuclei with statistically unusual chemical shifts.

Total number of shifts	1437
Number of shifts mapped to atoms	1437
Number of unparsed shifts	0
Number of shifts with mapping errors	0
Number of shifts with mapping warnings	0
Number of shift outliers (ShiftChecker)	11

7.1.2 Chemical shift referencing

The following table shows the suggested chemical shift referencing corrections.

Nucleus	# values	Correction \pm precision, ppm	Suggested action
$^{13}\text{C}_\alpha$	115	-0.62 ± 0.16	Should be checked
$^{13}\text{C}_\beta$	113	0.26 ± 0.20	None needed (< 0.5 ppm)
$^{13}\text{C}'$	0	—	None (insufficient data)
^{15}N	106	0.58 ± 0.38	None needed (imprecise)

7.1.3 Completeness of resonance assignments

The following table shows the completeness of the chemical shift assignments for the well-defined regions of the structure. The overall completeness is 86%, i.e. 1340 atoms were assigned a chemical shift out of a possible 1559. 0 out of 18 assigned methyl groups (LEU and VAL) were assigned stereospecifically.

	Total	^1H	^{13}C	^{15}N
Backbone	412/520 (79%)	207/208 (100%)	106/212 (50%)	99/100 (99%)
Sidechain	785/882 (89%)	527/572 (92%)	244/277 (88%)	14/33 (42%)

Continued on next page...

Continued from previous page...

	Total	¹ H	¹³ C	¹⁵ N
Aromatic	143/157 (91%)	73/75 (97%)	67/77 (87%)	3/5 (60%)
Overall	1340/1559 (86%)	807/855 (94%)	417/566 (74%)	116/138 (84%)

The following table shows the completeness of the chemical shift assignments for the full structure. The overall completeness is 84%, i.e. 1436 atoms were assigned a chemical shift out of a possible 1704. 0 out of 18 assigned methyl groups (LEU and VAL) were assigned stereospecifically.

	Total	¹ H	¹³ C	¹⁵ N
Backbone	444/566 (78%)	223/226 (99%)	115/232 (50%)	106/108 (98%)
Sidechain	849/981 (87%)	567/633 (90%)	267/308 (87%)	15/40 (38%)
Aromatic	143/157 (91%)	73/75 (97%)	67/77 (87%)	3/5 (60%)
Overall	1436/1704 (84%)	863/934 (92%)	449/617 (73%)	124/153 (81%)

7.1.4 Statistically unusual chemical shifts [i](#)

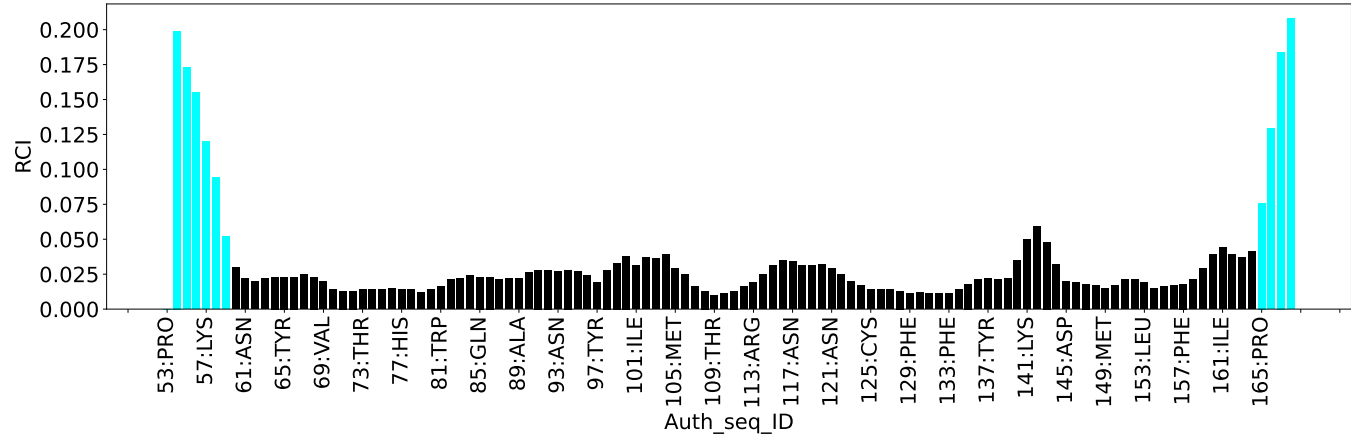
The following table lists the statistically unusual chemical shifts. These are statistical measures, and large deviations from the mean do not necessarily imply incorrect assignments. Molecules containing paramagnetic centres or hemes are expected to give rise to anomalous chemical shifts.

List Id	Chain	Res	Type	Atom	Shift, ppm	Expected range, ppm	Z-score
1	A	82	PRO	HG2	-0.71	0.41 – 3.45	-8.7
1	A	84	GLN	HG2	0.23	1.01 – 3.62	-8.0
1	A	154	GLU	HB2	0.53	1.00 – 3.05	-7.3
1	A	82	PRO	HB2	-0.23	0.37 – 3.78	-6.8
1	A	97	TYR	HD1	5.06	5.49 – 8.39	-6.5
1	A	97	TYR	HD2	5.08	5.48 – 8.39	-6.4
1	A	82	PRO	HD2	1.73	1.93 – 5.38	-5.6
1	A	87	VAL	HG21	-0.62	-0.58 – 2.19	-5.1
1	A	87	VAL	HG22	-0.62	-0.58 – 2.19	-5.1
1	A	87	VAL	HG23	-0.62	-0.58 – 2.19	-5.1
1	A	111	LYS	HD2	0.56	0.58 – 2.64	-5.1

7.1.5 Random Coil Index (RCI) plots [i](#)

The image below reports *random coil index* values for the protein chains in the structure. The height of each bar gives a probability of a given residue to be disordered, as predicted from the available chemical shifts and the amino acid sequence. A value above 0.2 is an indication of significant predicted disorder. The colour of the bar shows whether the residue is in the well-defined core (black) or in the ill-defined residue ranges (cyan), as described in section 2 on ensemble composition. If well-defined core and ill-defined regions are not identified then it is shown as gray bars.

Random coil index (RCI) for chain A:



8 NMR restraints analysis

8.1 Conformationally restricting restraints

The following table provides the summary of experimentally observed NMR restraints in different categories. Restraints are classified into different categories based on the sequence separation of the atoms involved.

Description	Value
Total distance restraints	2836
Intra-residue ($ i-j =0$)	1136
Sequential ($ i-j =1$)	496
Medium range ($ i-j >1$ and $ i-j <5$)	481
Long range ($ i-j \geq 5$)	561
Inter-chain	29
Hydrogen bond restraints	133
Disulfide bond restraints	0
Total dihedral-angle restraints	218
Number of unmapped restraints	0
Number of restraints per residue	26.1
Number of long range restraints per residue ¹	5.0

¹Long range hydrogen bonds and disulfide bonds are counted as long range restraints while calculating the number of long range restraints per residue

8.2 Residual restraint violations

This section provides the overview of the restraint violations analysis. The violations are binned as small, medium and large violations based on its absolute value. Average number of violations per model is calculated by dividing the total number of violations in each bin by the size of the ensemble.

8.2.1 Average number of distance violations per model

Distance violations less than 0.1 Å are not included in the calculation.

Bins (Å)	Average number of violations per model	Max (Å)
0.1-0.2 (Small)	187.0	0.2
0.2-0.5 (Medium)	108.5	0.5
>0.5 (Large)	83.4	3.79

8.2.2 Average number of dihedral-angle violations per model [i](#)

Dihedral-angle violations less than 1° are not included in the calculation.

Bins (°)	Average number of violations per model	Max (°)
1.0-10.0 (Small)	5.5	7.48
10.0-20.0 (Medium)	None	None
>20.0 (Large)	None	None

9 Distance violation analysis ⓘ

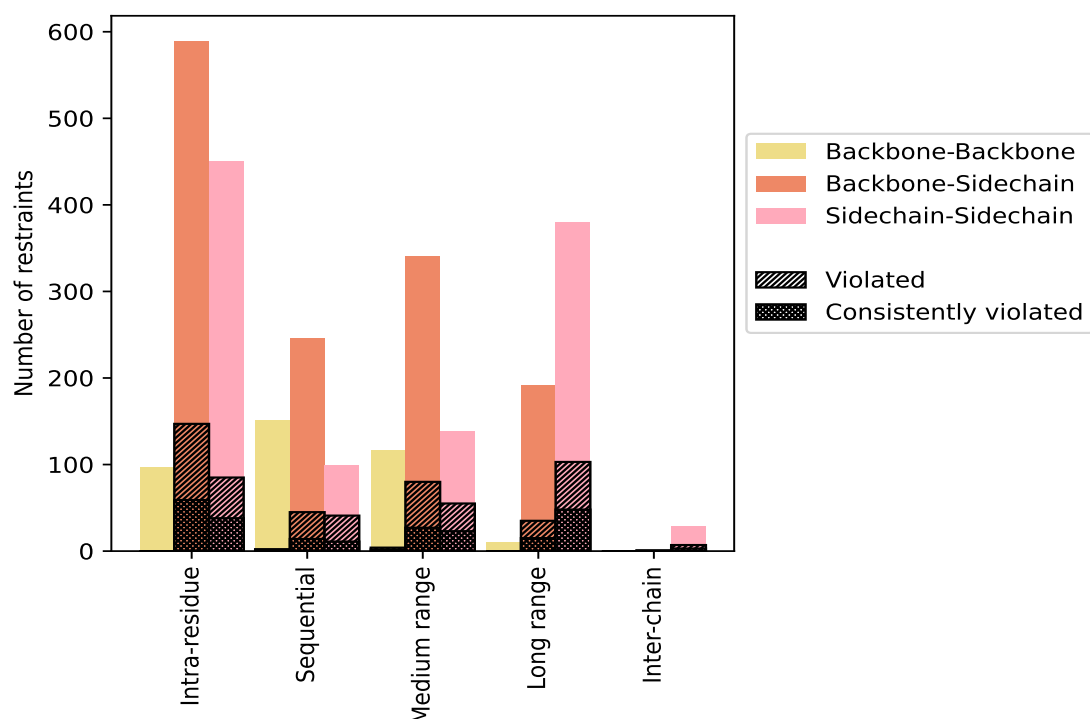
9.1 Summary of distance violations ⓘ

The following table shows the summary of distance violations in different restraint categories based on the sequence separation of the atoms involved. Each category is further sub-divided into three sub-categories based on the atoms involved. Violations less than 0.1 Å are not included in the statistics.

Restrains type	Count	% ¹	Violated ³			Consistently Violated ⁴		
			Count	% ²	% ¹	Count	% ²	% ¹
Intra-residue (i-j =0)	1136	40.1	232	20.4	8.2	97	8.5	3.4
Backbone-Backbone	97	3.4	0	0.0	0.0	0	0.0	0.0
Backbone-Sidechain	589	20.8	147	25.0	5.2	59	10.0	2.1
Sidechain-Sidechain	450	15.9	85	18.9	3.0	38	8.4	1.3
Sequential (i-j =1)	496	17.5	88	17.7	3.1	27	5.4	1.0
Backbone-Backbone	151	5.3	2	1.3	0.1	2	1.3	0.1
Backbone-Sidechain	246	8.7	45	18.3	1.6	14	5.7	0.5
Sidechain-Sidechain	99	3.5	41	41.4	1.4	11	11.1	0.4
Medium range (i-j >1 & i-j <5)	481	17.0	136	28.3	4.8	52	10.8	1.8
Backbone-Backbone	116	4.1	4	3.4	0.1	2	1.7	0.1
Backbone-Sidechain	227	8.0	77	33.9	2.7	27	11.9	1.0
Sidechain-Sidechain	138	4.9	55	39.9	1.9	23	16.7	0.8
Long range (i-j ≥5)	561	19.8	133	23.7	4.7	63	11.2	2.2
Backbone-Backbone	10	0.4	0	0.0	0.0	0	0.0	0.0
Backbone-Sidechain	189	6.7	35	18.5	1.2	15	7.9	0.5
Sidechain-Sidechain	362	12.8	98	27.1	3.5	48	13.3	1.7
Inter-chain	29	1.0	8	27.6	0.3	3	10.3	0.1
Backbone-Backbone	0	0.0	0	0.0	0.0	0	0.0	0.0
Backbone-Sidechain	1	0.0	1	100.0	0.0	0	0.0	0.0
Sidechain-Sidechain	28	1.0	7	25.0	0.2	3	10.7	0.1
Hydrogen bond	133	4.7	8	6.0	0.3	0	0.0	0.0
Disulfide bond	0	0.0	0	0.0	0.0	0	0.0	0.0
Total	2836	100.0	605	21.3	21.3	242	8.5	8.5
Backbone-Backbone	374	13.2	6	1.6	0.2	4	1.1	0.1
Backbone-Sidechain	1367	48.2	308	22.5	10.9	115	8.4	4.1
Sidechain-Sidechain	1095	38.6	291	26.6	10.3	123	11.2	4.3

¹ percentage calculated with respect to the total number of distance restraints, ² percentage calculated with respect to the number of restraints in a particular restraint category, ³ violated in at least one model, ⁴ violated in all the models

9.1.1 Bar chart : Distribution of distance restraints and violations [i](#)



Violated and consistently violated restraints are shown using different hatch patterns in their respective categories. The hydrogen bonds and disulfide bonds are counted in their appropriate category on the x-axis

9.2 Distance violation statistics for each model [i](#)

The following table provides the distance violation statistics for each model in the ensemble. Violations less than 0.1 Å are not included in the statistics.

Model ID	Number of violations						Mean (Å)	Max (Å)	SD ⁶ (Å)	Median (Å)
	IR ¹	SQ ²	MR ³	LR ⁴	IC ⁵	Total				
1	152	46	90	103	4	395	0.35	1.84	0.35	0.2
2	150	49	91	91	7	388	0.37	3.06	0.37	0.2
3	149	52	90	98	5	394	0.37	3.31	0.38	0.2
4	150	47	82	97	5	381	0.36	1.71	0.34	0.21
5	149	47	83	96	5	380	0.36	1.87	0.35	0.2
6	152	50	92	98	5	397	0.36	1.83	0.34	0.2
7	150	49	80	92	5	376	0.34	1.82	0.33	0.19
8	149	53	94	100	6	402	0.36	1.88	0.36	0.2
9	143	47	94	97	5	386	0.37	1.83	0.36	0.21
10	152	50	93	97	5	397	0.37	3.09	0.37	0.21

Continued on next page...

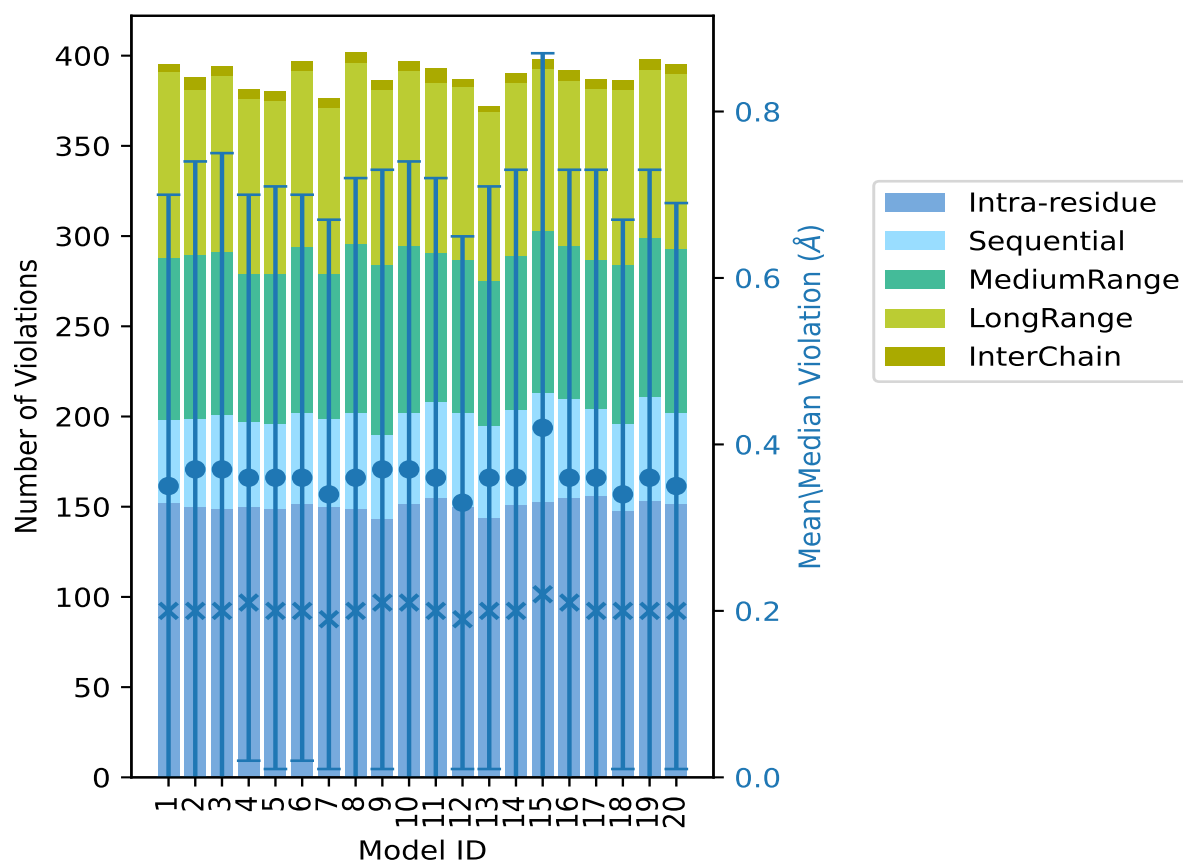
Continued from previous page...

Model ID	Number of violations						Mean (Å)	Max (Å)	SD ⁶ (Å)	Median (Å)
	IR ¹	SQ ²	MR ³	LR ⁴	IC ⁵	Total				
11	155	53	83	94	8	393	0.36	2.12	0.36	0.2
12	150	52	85	96	4	387	0.33	1.69	0.32	0.19
13	144	51	80	94	3	372	0.36	2.49	0.35	0.2
14	151	53	85	96	5	390	0.36	3.07	0.37	0.2
15	153	60	90	90	5	398	0.42	3.79	0.45	0.22
16	155	55	85	91	6	392	0.36	2.72	0.37	0.21
17	156	48	83	95	5	387	0.36	3.1	0.37	0.2
18	148	48	88	97	5	386	0.34	1.71	0.33	0.2
19	153	58	88	93	6	398	0.36	2.87	0.37	0.2
20	152	50	91	97	5	395	0.35	2.03	0.34	0.2

¹Intra-residue restraints, ²Sequential restraints, ³Medium range restraints, ⁴Long range restraints,

⁵Inter-chain restraints, ⁶Standard deviation

9.2.1 Bar graph : Distance Violation statistics for each model ⓘ



The mean(dot),median(x) and the standard deviation are shown in blue with respect to the y axis on the right

9.3 Distance violation statistics for the ensemble

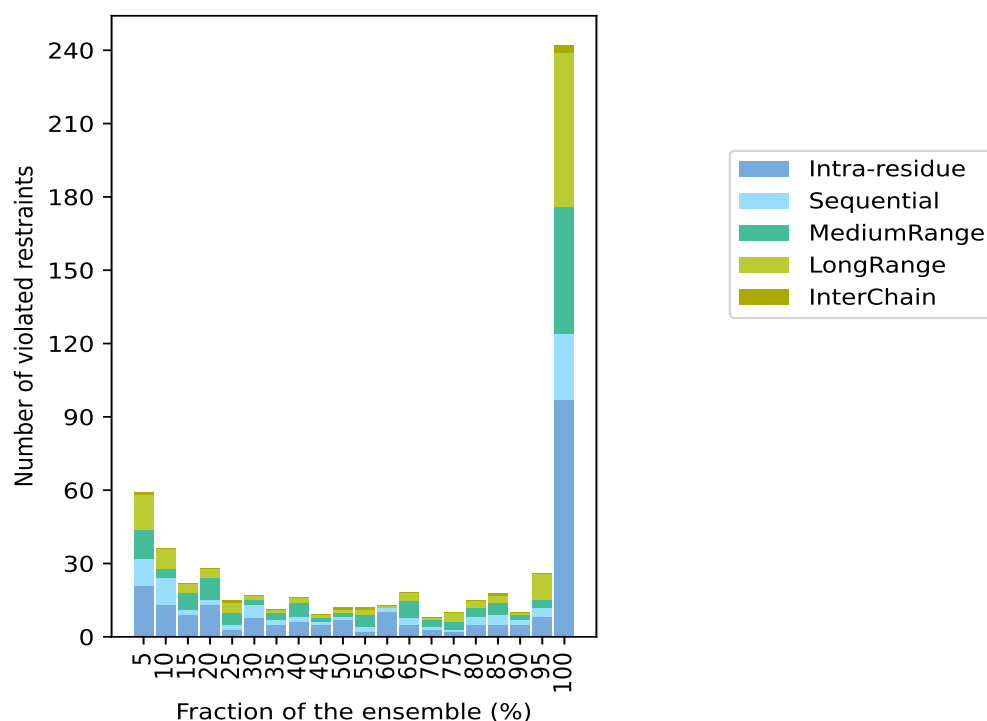
Violation analysis may find that some restraints are violated in few models and some are violated in most of models. The following table provides this information as number of violated restraints for a given fraction of the ensemble. In total, 2106(IR:904, SQ:408, MR:345, LR:428, IC:21) restraints are not violated in the ensemble.

Number of violated restraints						Fraction of the ensemble	
IR ¹	SQ ²	MR ³	LR ⁴	IC ⁵	Total	Count ⁶	%
21	11	12	14	1	59	1	5.0
13	11	4	8	0	36	2	10.0
9	2	7	4	0	22	3	15.0
13	2	9	4	0	28	4	20.0
3	2	5	4	1	15	5	25.0
8	5	2	2	0	17	6	30.0
5	2	3	1	0	11	7	35.0
6	2	6	2	0	16	8	40.0
5	1	2	1	0	9	9	45.0
7	1	2	1	1	12	10	50.0
2	2	5	2	1	12	11	55.0
10	2	0	1	0	13	12	60.0
5	3	7	3	0	18	13	65.0
3	1	3	1	0	8	14	70.0
2	1	3	4	0	10	15	75.0
5	3	4	3	0	15	16	80.0
5	4	5	3	1	18	17	85.0
5	2	2	1	0	10	18	90.0
8	4	3	11	0	26	19	95.0
97	27	52	63	3	242	20	100.0

¹Intra-residue restraints, ²Sequential restraints, ³Medium range restraints, ⁴Long range restraints,

⁵Inter-chain restraints, ⁶ Number of models with violations

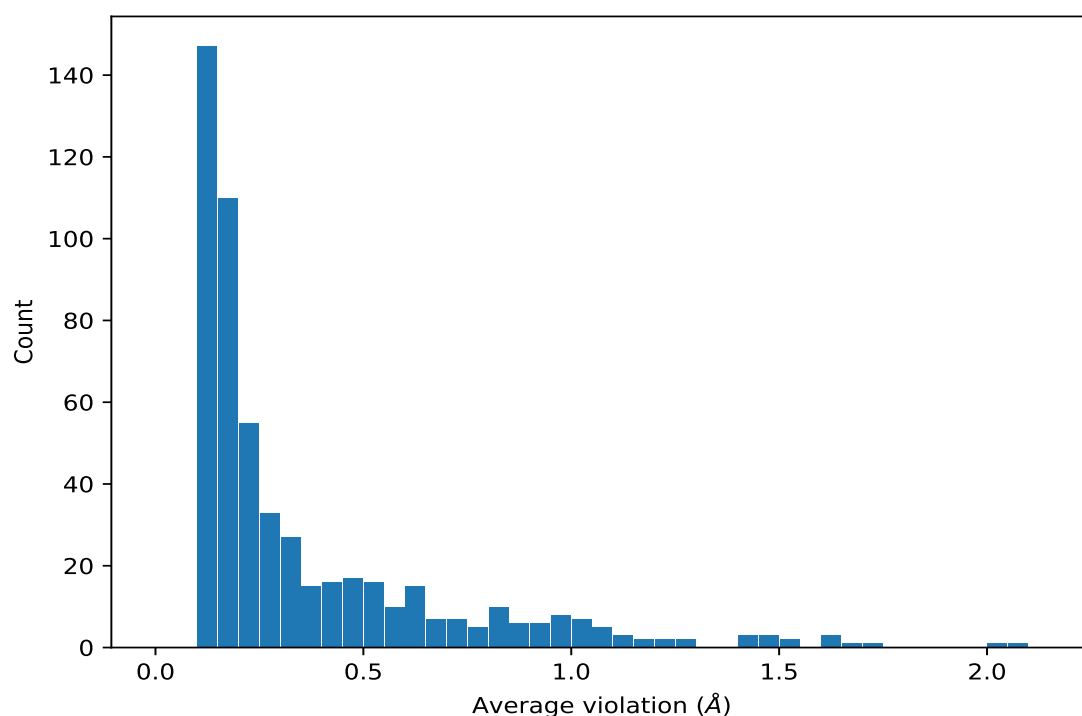
9.3.1 Bar graph : Distance violation statistics for the ensemble [i](#)



9.4 Most violated distance restraints in the ensemble [i](#)

9.4.1 Histogram : Distribution of mean distance violations [i](#)

The following histogram shows the distribution of the average value of the violation. The average is calculated for each restraint that is violated in more than one model over all the violated models in the ensemble



9.4.2 Table: Most violated distance restraints [i](#)

The following table provides the mean and the standard deviation of the violation for each restraint sorted by number of violated models and the mean value. The Key (restraint list ID, restraint ID) is the unique identifier for a given restraint. Rows with same key represent combinatorial or ambiguous restraints and are counted as a single restraint.

Key	Atom-1	Atom-2	Models ¹	Mean (Å)	SD ¹ (Å)	Median (Å)
(1,1341)	1:53:A:PRO:HD3	1:54:A:ASN:HB2	20	2.07	0.58	1.83
(1,290)	1:71:A:LEU:HA	1:74:A:LEU:HB3	20	1.71	0.02	1.71
(1,1565)	1:64:A:GLN:HB3	1:60:A:THR:HG21	20	1.67	0.05	1.68
(1,1600)	1:160:A:LYS:HB2	1:69:A:VAL:HG11	20	1.62	0.03	1.62
(1,730)	1:164:A:LEU:HD21	1:165:A:PRO:HD3	20	1.61	0.04	1.6
(1,682)	1:71:A:LEU:HD21	1:75:A:TRP:HB3	20	1.48	0.1	1.49
(1,1659)	1:74:A:LEU:HB2	1:107:A:MET:HE1	20	1.48	0.02	1.49
(1,2081)	1:147:A:VAL:H	1:148:A:LEU:HB3	20	1.48	0.02	1.48
(1,380)	1:151:A:GLU:HB3	1:148:A:LEU:HD21	20	1.2	0.02	1.2
(1,1439)	1:160:A:LYS:HE3	1:159:A:GLN:HB2	20	1.17	0.04	1.19
(1,193)	1:75:A:TRP:HE3	1:75:A:TRP:HB3	20	1.14	0.03	1.14
(1,1136)	1:146:A:ILE:HD11	1:149:A:MET:HB3	20	1.13	0.14	1.13
(1,800)	1:68:A:ARG:HD3	1:64:A:GLN:HB2	20	1.12	0.21	1.02
(1,960)	1:160:A:LYS:HD3	1:159:A:GLN:HB2	20	1.09	0.04	1.11
(1,1231)	1:92:A:LEU:HD11	1:92:A:LEU:HB3	20	1.06	0.03	1.06
(1,765)	1:71:A:LEU:HD21	1:107:A:MET:HG3	20	1.06	0.06	1.04

Continued on next page...

Continued from previous page...

Key	Atom-1	Atom-2	Models ¹	Mean (Å)	SD ¹ (Å)	Median (Å)
(1,274)	1:104:A:PRO:HG2	1:104:A:PRO:HA	20	1.04	0.02	1.04
(1,925)	1:142:A:PRO:HD3	1:141:A:LYS:HG3	20	1.03	0.23	1.04
(1,1647)	1:101:A:ILE:HG21	1:104:A:PRO:HD2	20	1.02	0.01	1.02
(1,375)	1:74:A:LEU:HD21	1:153:A:LEU:HB2	20	1.01	0.02	1.01
(1,1561)	1:63:A:LEU:HB2	1:63:A:LEU:HD21	20	1.0	0.02	1.0
(1,2553)	1:92:A:LEU:H	1:92:A:LEU:HB3	20	1.0	0.01	1.0
(1,1657)	1:132:A:MET:HE1	1:132:A:MET:HG3	20	0.99	0.32	1.15
(1,1141)	1:149:A:MET:HB3	1:146:A:ILE:HA	20	0.97	0.13	0.99
(1,2389)	1:158:A:LEU:H	1:154:A:GLU:HB2	20	0.97	0.04	0.96
(1,382)	1:105:A:MET:HG3	1:131:A:THR:HG21	20	0.93	0.05	0.94
(1,998)	1:145:A:ASP:HA	1:148:A:LEU:HB3	20	0.92	0.02	0.92
(1,386)	1:107:A:MET:HG2	1:107:A:MET:HE1	20	0.91	0.02	0.9
(1,1188)	1:115:A:GLU:HG3	1:115:A:GLU:HA	20	0.9	0.19	0.96
(1,1785)	1:106:A:ASP:H	1:105:A:MET:HG2	20	0.86	0.08	0.84
(1,685)	1:81:A:TRP:HE3	1:81:A:TRP:HB3	20	0.82	0.01	0.82
(1,1762)	1:128:A:ASP:H	1:128:A:ASP:HB3	20	0.82	0.01	0.82
(1,549)	1:111:A:LYS:HB2	1:71:A:LEU:HD21	20	0.81	0.06	0.83
(1,1198)	1:148:A:LEU:HA	1:151:A:GLU:HB3	20	0.78	0.02	0.78
(1,9)	1:75:A:TRP:HD1	1:75:A:TRP:HB2	20	0.77	0.01	0.78
(1,321)	1:67:A:LEU:HD21	1:67:A:LEU:HB3	20	0.76	0.01	0.76
(1,2297)	1:149:A:MET:H	1:148:A:LEU:HB3	20	0.74	0.06	0.74
(1,1417)	1:165:A:PRO:HD3	1:165:A:PRO:HB2	20	0.73	0.01	0.74
(1,1987)	1:68:A:ARG:H	1:68:A:ARG:HB3	20	0.73	0.01	0.72
(1,1632)	1:82:A:PRO:HG2	1:149:A:MET:HE1	20	0.65	0.04	0.66
(1,1283)	1:104:A:PRO:HD2	1:103:A:THR:HG21	20	0.63	0.03	0.62
(1,1398)	1:91:A:LYS:HB3	1:88:A:ASP:HB3	20	0.63	0.02	0.62
(1,1202)	1:101:A:ILE:HG13	1:101:A:ILE:HA	20	0.62	0.02	0.62
(1,1454)	1:159:A:GLN:HB2	1:156:A:LEU:HD21	20	0.61	0.11	0.65
(1,2237)	1:148:A:LEU:H	1:148:A:LEU:HB3	20	0.6	0.01	0.6
(1,852)	1:99:A:LYS:HA	1:99:A:LYS:HE3	20	0.6	0.56	0.27
(1,198)	1:81:A:TRP:HD1	1:81:A:TRP:HB2	20	0.59	0.01	0.59
(1,2514)	1:81:A:TRP:H	1:81:A:TRP:HB2	20	0.58	0.01	0.58
(1,238)	1:91:A:LYS:HA	1:91:A:LYS:HD3	20	0.56	0.45	0.2
(1,702)	1:142:A:PRO:HG2	1:142:A:PRO:HA	20	0.56	0.01	0.56
(1,712)	1:165:A:PRO:HD2	1:165:A:PRO:HA	20	0.55	0.01	0.55
(1,2112)	1:154:A:GLU:H	1:154:A:GLU:HB3	20	0.55	0.03	0.56
(1,1778)	1:111:A:LYS:H	1:111:A:LYS:HD3	20	0.54	0.4	0.46
(1,241)	1:159:A:GLN:HA	1:159:A:GLN:HB3	20	0.53	0.02	0.54
(1,2503)	1:93:A:ASN:H	1:92:A:LEU:HB3	20	0.53	0.03	0.53
(1,1008)	1:110:A:ILE:HD11	1:107:A:MET:HG2	20	0.53	0.07	0.52
(1,926)	1:141:A:LYS:HA	1:141:A:LYS:HG3	20	0.5	0.08	0.53
(1,769)	1:126:A:ILE:HD11	1:123:A:GLN:HG2	20	0.5	0.07	0.52

Continued on next page...

Continued from previous page...

Key	Atom-1	Atom-2	Models ¹	Mean (Å)	SD ¹ (Å)	Median (Å)
(1,2144)	1:152:A:ALA:H	1:151:A:GLU:HB3	20	0.5	0.05	0.49
(1,1012)	1:155:A:LYS:HG3	1:155:A:LYS:HB3	20	0.48	0.03	0.5
(1,196)	1:98:A:TYR:HE1	1:104:A:PRO:HG3	20	0.46	0.05	0.48
(1,884)	1:123:A:GLN:HG3	1:123:A:GLN:HB3	20	0.46	0.0	0.46
(1,1604)	1:107:A:MET:HG3	1:80:A:ALA:HB1	20	0.46	0.02	0.46
(1,404)	1:74:A:LEU:HB3	1:74:A:LEU:HD11	20	0.46	0.01	0.46
(1,753)	1:107:A:MET:HG3	1:107:A:MET:HB3	20	0.46	0.0	0.46
(1,1281)	1:92:A:LEU:HB3	1:94:A:LEU:HD21	20	0.45	0.08	0.48
(1,405)	1:68:A:ARG:HA	1:68:A:ARG:HD3	20	0.44	0.18	0.36
(1,1929)	1:100:A:ILE:H	1:100:A:ILE:HG12	20	0.41	0.06	0.41
(1,1715)	1:67:A:LEU:HB2	1:64:A:GLN:HA	20	0.4	0.1	0.39
(1,1390)	1:104:A:PRO:HD3	1:104:A:PRO:HB2	20	0.4	0.01	0.4
(1,372)	1:125:A:CYS:HB3	1:114:A:LEU:HD21	20	0.4	0.38	0.24
(1,698)	1:101:A:ILE:HG21	1:104:A:PRO:HG2	20	0.38	0.01	0.38
(1,718)	1:65:A:TYR:HD1	1:165:A:PRO:HD3	20	0.38	0.06	0.38
(1,981)	1:161:A:ILE:HG12	1:162:A:ASN:HB3	20	0.38	0.44	0.24
(1,325)	1:153:A:LEU:HD21	1:153:A:LEU:HB2	20	0.37	0.01	0.37
(1,1263)	1:88:A:ASP:HB2	1:88:A:ASP:HA	20	0.36	0.01	0.36
(1,1262)	1:146:A:ILE:HG21	1:140:A:ASN:HA	20	0.35	0.02	0.36
(1,1704)	1:110:A:ILE:HD11	1:128:A:ASP:HB2	20	0.35	0.02	0.35
(1,1217)	1:153:A:LEU:HB3	1:150:A:ALA:HA	20	0.34	0.02	0.34
(1,802)	1:64:A:GLN:HB3	1:61:A:ASN:HA	20	0.33	0.07	0.32
(1,163)	2:201:A:MGO:HAJ	1:97:A:TYR:HE1	20	0.32	0.03	0.32
(1,462)	1:139:A:TYR:HE1	1:139:A:TYR:HA	20	0.31	0.01	0.32
(1,2129)	1:110:A:ILE:H	1:110:A:ILE:HD11	20	0.31	0.02	0.31
(1,2323)	1:123:A:GLN:H	1:123:A:GLN:HG2	20	0.31	0.01	0.31
(1,1608)	1:76:A:LYS:H	1:80:A:ALA:HB1	20	0.31	0.02	0.31
(1,1577)	1:157:A:PHE:HA	1:70:A:VAL:HG21	20	0.3	0.01	0.3
(1,957)	1:158:A:LEU:HD11	1:154:A:GLU:HG3	20	0.3	0.03	0.3
(1,1116)	1:75:A:TRP:HA	1:75:A:TRP:HB3	20	0.3	0.0	0.3
(1,993)	1:168:A:GLU:HB3	1:168:A:GLU:HG3	20	0.29	0.17	0.24
(1,1032)	1:79:A:PHE:HE1	1:152:A:ALA:HB1	20	0.29	0.02	0.3
(1,248)	1:155:A:LYS:HA	1:155:A:LYS:HG3	20	0.29	0.03	0.3
(1,809)	1:64:A:GLN:HG3	1:61:A:ASN:HA	20	0.29	0.19	0.26
(1,1551)	1:74:A:LEU:HB2	1:74:A:LEU:HD21	20	0.29	0.01	0.29
(1,381)	1:148:A:LEU:HB3	1:148:A:LEU:HD11	20	0.28	0.03	0.28
(1,287)	1:77:A:HIS:HA	1:77:A:HIS:HB2	20	0.28	0.01	0.28
(1,1682)	1:157:A:PHE:HZ	1:126:A:ILE:HD11	20	0.28	0.02	0.28
(1,1489)	1:83:A:PHE:HE1	1:153:A:LEU:HD11	20	0.28	0.02	0.29
(1,1586)	1:161:A:ILE:HD11	1:70:A:VAL:HG21	20	0.28	0.01	0.28
(1,1670)	1:128:A:ASP:HB2	1:105:A:MET:HE1	20	0.28	0.05	0.29
(1,495)	1:153:A:LEU:HD11	1:74:A:LEU:HD21	20	0.28	0.02	0.27

Continued on next page...

Continued from previous page...

Key	Atom-1	Atom-2	Models ¹	Mean (Å)	SD ¹ (Å)	Median (Å)
(1,439)	1:98:A:TYR:HE1	1:104:A:PRO:HA	20	0.27	0.02	0.26
(1,1036)	1:128:A:ASP:HB2	1:110:A:ILE:HG21	20	0.27	0.05	0.27
(1,1653)	1:139:A:TYR:HD1	1:101:A:ILE:HG21	20	0.26	0.02	0.26
(1,554)	1:75:A:TRP:HA	1:71:A:LEU:HD21	20	0.26	0.03	0.26
(1,1697)	1:100:A:ILE:HG12	1:100:A:ILE:HD11	20	0.26	0.01	0.26
(1,1672)	1:105:A:MET:HE1	1:110:A:ILE:HD11	20	0.26	0.02	0.26
(1,560)	1:67:A:LEU:HA	1:71:A:LEU:HD21	20	0.26	0.03	0.25
(1,706)	1:142:A:PRO:HB3	1:142:A:PRO:HD2	20	0.26	0.01	0.25
(1,1152)	1:132:A:MET:HA	1:132:A:MET:HE1	20	0.26	0.04	0.26
(1,86)	1:65:A:TYR:HE1	1:165:A:PRO:HD3	20	0.25	0.07	0.25
(1,1140)	1:83:A:PHE:HD1	1:146:A:ILE:HD11	20	0.25	0.02	0.25
(1,457)	1:129:A:PHE:HE2	1:129:A:PHE:HA	20	0.25	0.01	0.25
(1,1139)	1:81:A:TRP:HH2	1:146:A:ILE:HD11	20	0.24	0.02	0.24
(1,555)	1:111:A:LYS:HA	1:71:A:LEU:HD11	20	0.24	0.02	0.24
(1,1010)	1:65:A:TYR:HE2	1:69:A:VAL:HB	20	0.24	0.01	0.24
(1,481)	1:144:A:ASP:HA	1:148:A:LEU:HD21	20	0.24	0.02	0.24
(1,645)	1:105:A:MET:HB3	1:103:A:THR:HG21	20	0.24	0.02	0.24
(1,1506)	1:137:A:TYR:HD1	1:147:A:VAL:HG11	20	0.24	0.02	0.24
(1,1088)	1:86:A:PRO:HA	1:87:A:VAL:HG11	20	0.23	0.03	0.22
(1,222)	1:61:A:ASN:HA	1:61:A:ASN:HB2	20	0.23	0.14	0.21
(1,747)	1:146:A:ILE:HG21	1:144:A:ASP:HA	20	0.23	0.02	0.23
(1,430)	1:74:A:LEU:HD21	1:157:A:PHE:HB3	20	0.23	0.02	0.23
(1,438)	1:97:A:TYR:HE1	1:104:A:PRO:HG2	20	0.23	0.01	0.23
(1,1368)	1:133:A:PHE:HA	1:154:A:GLU:HG2	20	0.23	0.02	0.22
(1,533)	1:153:A:LEU:HA	1:156:A:LEU:HD21	20	0.23	0.02	0.22
(1,1949)	1:127:A:GLN:H	1:126:A:ILE:HD11	20	0.23	0.02	0.23
(1,950)	1:157:A:PHE:HA	1:154:A:GLU:HA	20	0.23	0.03	0.22
(1,1022)	1:160:A:LYS:HB2	1:69:A:VAL:HG21	20	0.22	0.03	0.23
(1,360)	1:138:A:ILE:HB	1:138:A:ILE:HG12	20	0.22	0.0	0.22
(1,1005)	1:160:A:LYS:HE3	1:160:A:LYS:HA	20	0.22	0.01	0.22
(1,472)	1:161:A:ILE:HG21	1:161:A:ILE:HB	20	0.22	0.0	0.22
(1,1728)	1:66:A:LEU:HB2	1:122:A:ALA:HB1	20	0.22	0.02	0.22
(1,1182)	1:79:A:PHE:HD2	1:149:A:MET:HE1	20	0.22	0.04	0.22
(1,434)	1:100:A:ILE:HB	1:101:A:ILE:HD11	20	0.21	0.03	0.22
(1,389)	1:126:A:ILE:HG12	1:161:A:ILE:HD11	20	0.21	0.01	0.21
(1,1030)	1:152:A:ALA:HB1	1:152:A:ALA:HA	20	0.21	0.0	0.21
(1,634)	1:70:A:VAL:HG11	1:73:A:THR:HB	20	0.21	0.02	0.21
(1,82)	1:65:A:TYR:HD1	1:69:A:VAL:HG21	20	0.21	0.01	0.21
(1,1121)	1:83:A:PHE:HE1	1:146:A:ILE:HA	20	0.21	0.02	0.21
(1,1051)	1:59:A:GLN:HA	1:60:A:THR:HA	20	0.21	0.03	0.2
(1,720)	1:62:A:GLN:HA	1:165:A:PRO:HD3	20	0.21	0.02	0.21
(1,1161)	1:98:A:TYR:HA	1:98:A:TYR:HB2	20	0.2	0.0	0.2

Continued on next page...

Continued from previous page...

Key	Atom-1	Atom-2	Models ¹	Mean (Å)	SD ¹ (Å)	Median (Å)
(1,2154)	1:66:A:LEU:H	1:66:A:LEU:HD21	20	0.2	0.02	0.2
(1,1234)	1:94:A:LEU:HD11	1:92:A:LEU:HD11	20	0.2	0.01	0.2
(1,1699)	1:129:A:PHE:HZ	1:110:A:ILE:HD11	20	0.2	0.03	0.19
(1,1346)	1:162:A:ASN:HB2	1:162:A:ASN:HA	20	0.2	0.18	0.14
(1,2274)	1:135:A:ASN:H	1:131:A:THR:HG21	20	0.2	0.02	0.2
(1,1229)	1:92:A:LEU:HD11	1:87:A:VAL:HA	20	0.2	0.02	0.19
(1,2113)	1:154:A:GLU:H	1:153:A:LEU:HB3	20	0.19	0.02	0.19
(1,256)	1:128:A:ASP:HA	1:131:A:THR:HG21	20	0.19	0.03	0.19
(1,1705)	1:105:A:MET:HB3	1:110:A:ILE:HD11	20	0.19	0.02	0.19
(1,1836)	1:164:A:LEU:H	1:164:A:LEU:HD11	20	0.19	0.02	0.2
(1,235)	1:62:A:GLN:HA	1:62:A:GLN:HB2	20	0.19	0.0	0.19
(1,1269)	1:94:A:LEU:HD21	1:94:A:LEU:HD11	20	0.19	0.01	0.19
(1,646)	1:102:A:LYS:HB3	1:103:A:THR:HG21	20	0.19	0.02	0.19
(1,1025)	1:160:A:LYS:HE3	1:69:A:VAL:HG21	20	0.19	0.02	0.19
(1,1602)	1:80:A:ALA:HB1	1:77:A:HIS:HB2	20	0.19	0.02	0.18
(1,610)	1:164:A:LEU:HD21	1:164:A:LEU:HB3	20	0.19	0.01	0.19
(1,295)	1:71:A:LEU:HD11	1:71:A:LEU:HA	20	0.19	0.01	0.19
(1,1637)	1:101:A:ILE:HG21	1:138:A:ILE:HG21	20	0.19	0.02	0.18
(1,83)	1:65:A:TYR:HD1	1:164:A:LEU:HD21	20	0.18	0.01	0.18
(1,427)	1:90:A:VAL:HB	1:90:A:VAL:HG21	20	0.18	0.01	0.18
(1,1560)	1:160:A:LYS:HD3	1:156:A:LEU:HD21	20	0.18	0.02	0.18
(1,677)	1:63:A:LEU:HD21	1:119:A:TYR:HA	20	0.18	0.02	0.19
(1,1082)	1:100:A:ILE:HG21	1:97:A:TYR:HA	20	0.18	0.01	0.18
(1,244)	1:123:A:GLN:HA	1:123:A:GLN:HB2	20	0.18	0.01	0.18
(1,255)	1:71:A:LEU:HA	1:70:A:VAL:HG11	20	0.18	0.02	0.18
(1,1884)	1:70:A:VAL:H	1:70:A:VAL:HG21	20	0.18	0.01	0.18
(1,1112)	1:158:A:LEU:H	1:157:A:PHE:HA	20	0.18	0.01	0.18
(1,1138)	2:201:A:MQO:HAJ	1:146:A:ILE:HD11	20	0.18	0.02	0.18
(1,1591)	1:105:A:MET:HA	1:109:A:THR:HG21	20	0.18	0.03	0.18
(1,1501)	1:147:A:VAL:HG11	1:144:A:ASP:HA	20	0.18	0.03	0.17
(1,1531)	1:63:A:LEU:HD11	1:122:A:ALA:HA	20	0.18	0.03	0.18
(1,1588)	1:74:A:LEU:HG	1:73:A:THR:HG21	20	0.18	0.01	0.17
(1,450)	1:119:A:TYR:HE2	1:119:A:TYR:HB3	20	0.18	0.02	0.18
(1,162)	2:201:A:MQO:HA1	1:81:A:TRP:HH2	20	0.17	0.03	0.18
(1,1963)	1:163:A:GLU:H	1:161:A:ILE:HG12	20	0.17	0.01	0.18
(1,1589)	1:70:A:VAL:HA	1:73:A:THR:HG21	20	0.17	0.01	0.17
(1,1626)	1:150:A:ALA:HB1	1:150:A:ALA:HA	20	0.17	0.0	0.17
(1,737)	1:63:A:LEU:HD21	1:121:A:ASN:HA	20	0.17	0.04	0.17
(1,277)	1:100:A:ILE:HA	1:100:A:ILE:HB	20	0.17	0.0	0.17
(1,217)	1:148:A:LEU:HA	1:148:A:LEU:HB2	20	0.17	0.0	0.17
(1,1818)	1:110:A:ILE:H	1:107:A:MET:HG2	20	0.17	0.05	0.16
(1,2299)	1:149:A:MET:H	1:149:A:MET:HB3	20	0.17	0.02	0.17

Continued on next page...

Continued from previous page...

Key	Atom-1	Atom-2	Models ¹	Mean (Å)	SD ¹ (Å)	Median (Å)
(1,1347)	1:138:A:ILE:HB	1:138:A:ILE:HA	20	0.17	0.01	0.17
(1,2145)	1:152:A:ALA:H	1:152:A:ALA:HB1	20	0.17	0.02	0.16
(1,627)	1:137:A:TYR:HB3	1:134:A:THR:HA	20	0.17	0.02	0.17
(1,468)	1:151:A:GLU:HA	1:150:A:ALA:HB1	20	0.16	0.02	0.16
(1,1674)	1:82:A:PRO:HA	1:82:A:PRO:HG2	20	0.16	0.01	0.16
(1,1127)	1:146:A:ILE:HA	1:146:A:ILE:HG21	20	0.16	0.01	0.16
(1,1541)	1:63:A:LEU:HD11	1:114:A:LEU:HD21	20	0.16	0.03	0.16
(1,1564)	1:131:A:THR:HG21	1:105:A:MET:HA	20	0.16	0.02	0.16
(1,2100)	1:144:A:ASP:H	1:146:A:ILE:HG21	20	0.16	0.02	0.16
(1,1527)	1:164:A:LEU:HD11	1:62:A:GLN:HB3	20	0.16	0.01	0.16
(1,190)	1:137:A:TYR:HD1	1:137:A:TYR:HB3	20	0.16	0.01	0.16
(1,883)	1:123:A:GLN:HB2	1:123:A:GLN:HG2	20	0.16	0.0	0.16
(1,1004)	1:160:A:LYS:HA	1:160:A:LYS:HE2	20	0.16	0.01	0.16
(1,492)	1:66:A:LEU:HG	1:161:A:ILE:HG21	20	0.16	0.02	0.16
(1,1212)	1:137:A:TYR:HB2	1:137:A:TYR:HA	20	0.16	0.0	0.16
(1,247)	1:155:A:LYS:HA	1:155:A:LYS:HG2	20	0.16	0.02	0.16
(1,259)	1:135:A:ASN:HA	1:101:A:ILE:HD11	20	0.16	0.04	0.15
(1,308)	1:153:A:LEU:HD11	1:80:A:ALA:HA	20	0.16	0.02	0.16
(1,1271)	1:89:A:ALA:HB1	1:94:A:LEU:HD11	20	0.16	0.01	0.16
(1,1686)	1:65:A:TYR:HE1	1:161:A:ILE:HD11	20	0.16	0.01	0.15
(1,1595)	1:105:A:MET:HE1	1:109:A:THR:HG21	20	0.15	0.02	0.15
(1,2238)	1:148:A:LEU:H	1:147:A:VAL:HB	20	0.15	0.01	0.15
(1,1599)	1:65:A:TYR:HD1	1:69:A:VAL:HG11	20	0.15	0.01	0.15
(1,312)	1:164:A:LEU:HB3	1:164:A:LEU:HA	20	0.15	0.0	0.15
(1,1407)	1:79:A:PHE:HD1	1:78:A:GLN:HA	20	0.15	0.02	0.15
(1,282)	1:69:A:VAL:HG11	1:65:A:TYR:HA	20	0.15	0.02	0.14
(1,756)	1:122:A:ALA:HB1	1:62:A:GLN:HG3	20	0.15	0.02	0.14
(1,1634)	1:139:A:TYR:HB3	1:138:A:ILE:HG21	20	0.15	0.02	0.15
(1,254)	1:73:A:THR:HB	1:156:A:LEU:HD21	20	0.15	0.03	0.13
(1,194)	1:129:A:PHE:HZ	1:71:A:LEU:HG	20	0.14	0.01	0.15
(1,2535)	1:160:A:LYS:H	1:160:A:LYS:HG3	20	0.14	0.01	0.15
(1,1756)	1:128:A:ASP:H	1:126:A:ILE:H	20	0.14	0.01	0.15
(1,1894)	1:153:A:LEU:H	1:74:A:LEU:HD21	20	0.14	0.02	0.15
(1,1228)	1:92:A:LEU:HD11	1:92:A:LEU:HG	20	0.14	0.0	0.14
(1,1840)	1:164:A:LEU:H	1:163:A:GLU:HB3	20	0.14	0.02	0.14
(1,1671)	1:105:A:MET:HB2	1:105:A:MET:HE1	20	0.14	0.02	0.14
(1,305)	1:122:A:ALA:HA	1:122:A:ALA:HB1	20	0.14	0.01	0.14
(1,425)	1:89:A:ALA:HA	1:87:A:VAL:HG21	20	0.14	0.02	0.14
(1,26)	1:120:A:TRP:HZ3	1:120:A:TRP:HH2	20	0.14	0.0	0.14
(1,545)	1:71:A:LEU:HD11	1:110:A:ILE:HG21	20	0.14	0.02	0.14
(1,1622)	1:146:A:ILE:HG13	1:150:A:ALA:HB1	20	0.14	0.01	0.14
(1,715)	1:165:A:PRO:HB2	1:165:A:PRO:HA	20	0.14	0.01	0.14

Continued on next page...

Continued from previous page...

Key	Atom-1	Atom-2	Models ¹	Mean (Å)	SD ¹ (Å)	Median (Å)
(1,1392)	1:104:A:PRO:HB2	1:104:A:PRO:HA	20	0.14	0.0	0.14
(1,228)	1:142:A:PRO:HA	1:142:A:PRO:HB3	20	0.14	0.0	0.14
(1,1679)	1:161:A:ILE:HG21	1:126:A:ILE:HD11	20	0.14	0.02	0.14
(1,45)	1:70:A:VAL:HG11	1:157:A:PHE:HE1	20	0.13	0.01	0.14
(1,1581)	1:70:A:VAL:HG21	1:160:A:LYS:HB2	20	0.13	0.02	0.13
(1,300)	1:114:A:LEU:HA	1:114:A:LEU:HB2	20	0.13	0.01	0.13
(1,369)	1:114:A:LEU:HB2	1:114:A:LEU:HD11	20	0.13	0.01	0.13
(1,1287)	1:104:A:PRO:HD2	1:104:A:PRO:HG3	20	0.12	0.0	0.12
(1,1104)	1:161:A:ILE:HG12	1:161:A:ILE:HA	20	0.12	0.0	0.12
(1,302)	1:158:A:LEU:HB2	1:158:A:LEU:HA	20	0.12	0.0	0.12
(1,370)	1:148:A:LEU:HG	1:148:A:LEU:HD11	20	0.12	0.01	0.12
(1,1883)	1:70:A:VAL:H	1:69:A:VAL:HB	20	0.12	0.01	0.12
(1,373)	1:74:A:LEU:HG	1:74:A:LEU:HD21	20	0.12	0.01	0.12
(1,25)	1:120:A:TRP:HZ2	1:120:A:TRP:HH2	20	0.11	0.0	0.11
(1,27)	1:120:A:TRP:HE3	1:120:A:TRP:HH2	20	0.11	0.0	0.11
(1,965)	1:160:A:LYS:HB2	1:160:A:LYS:HA	20	0.1	0.0	0.1
(1,1416)	1:142:A:PRO:HD2	1:141:A:LYS:HB2	19	0.68	0.1	0.7
(1,1245)	1:93:A:ASN:HA	1:93:A:ASN:HB3	19	0.61	0.0	0.61
(1,806)	1:64:A:GLN:HG2	1:64:A:GLN:HB2	19	0.5	0.01	0.5
(1,1538)	1:125:A:CYS:HB3	1:63:A:LEU:HD11	19	0.31	0.37	0.14
(1,1669)	1:105:A:MET:HE1	1:105:A:MET:HG3	19	0.23	0.03	0.23
(1,1073)	1:90:A:VAL:HG21	1:90:A:VAL:HA	19	0.22	0.01	0.22
(1,1621)	1:81:A:TRP:HZ2	1:146:A:ILE:HB	19	0.22	0.04	0.21
(1,52)	1:154:A:GLU:HB3	1:133:A:PHE:HD2	19	0.2	0.05	0.19
(1,1113)	1:129:A:PHE:HD1	1:125:A:CYS:HA	19	0.19	0.03	0.21
(1,556)	1:111:A:LYS:HA	1:71:A:LEU:HD21	19	0.19	0.01	0.19
(1,920)	1:133:A:PHE:HA	1:136:A:CYS:HB3	19	0.17	0.02	0.18
(1,1035)	1:107:A:MET:HB3	1:110:A:ILE:HG21	19	0.17	0.02	0.17
(1,1247)	1:141:A:LYS:HB2	1:141:A:LYS:HA	19	0.17	0.01	0.17
(1,754)	1:84:A:GLN:HA	1:107:A:MET:HB3	19	0.17	0.02	0.16
(1,1636)	1:102:A:LYS:HG2	1:138:A:ILE:HG21	19	0.16	0.03	0.16
(1,2460)	1:75:A:TRP:H	1:74:A:LEU:HD11	19	0.16	0.01	0.16
(1,1233)	1:87:A:VAL:HG11	1:92:A:LEU:HD11	19	0.15	0.02	0.16
(1,838)	1:67:A:LEU:HD11	1:68:A:ARG:HG3	19	0.15	0.01	0.15
(1,1449)	1:83:A:PHE:HE2	1:146:A:ILE:HG13	19	0.15	0.03	0.14
(1,1286)	1:95:A:PRO:HD2	1:95:A:PRO:HG3	19	0.15	0.0	0.15
(1,253)	1:63:A:LEU:HA	1:114:A:LEU:HD21	19	0.14	0.02	0.13
(1,842)	1:128:A:ASP:H	1:127:A:GLN:HB2	19	0.13	0.02	0.13
(1,1727)	1:122:A:ALA:HB1	1:164:A:LEU:HD21	19	0.13	0.02	0.13
(1,880)	1:115:A:GLU:HA	1:115:A:GLU:HB2	19	0.12	0.01	0.11
(1,964)	1:70:A:VAL:HG21	1:160:A:LYS:HA	19	0.11	0.01	0.12
(1,654)	1:134:A:THR:HB	1:134:A:THR:HA	19	0.1	0.0	0.1

Continued on next page...

Continued from previous page...

Key	Atom-1	Atom-2	Models ¹	Mean (Å)	SD ¹ (Å)	Median (Å)
(1,2266)	1:115:A:GLU:H	1:115:A:GLU:HG3	18	0.49	0.06	0.5
(1,924)	1:142:A:PRO:HD2	1:141:A:LYS:HG3	18	0.36	0.19	0.29
(1,1410)	1:79:A:PHE:HE1	1:78:A:GLN:HG3	18	0.16	0.13	0.13
(1,1049)	1:63:A:LEU:HB3	1:60:A:THR:HA	18	0.16	0.03	0.16
(1,2507)	1:93:A:ASN:H	1:93:A:ASN:HB3	18	0.15	0.08	0.13
(1,276)	1:101:A:ILE:HG21	1:104:A:PRO:HA	18	0.14	0.03	0.13
(1,1618)	1:98:A:TYR:HD1	1:89:A:ALA:HB1	18	0.13	0.02	0.14
(1,281)	1:166:A:THR:HG21	1:166:A:THR:HA	18	0.13	0.01	0.13
(1,483)	1:64:A:GLN:HB3	1:64:A:GLN:HA	18	0.12	0.01	0.12
(1,334)	1:71:A:LEU:HD11	1:71:A:LEU:HB3	18	0.11	0.01	0.11
(1,2581)	1:121:A:ASN:HD22	1:124:A:GLU:HG3	17	0.87	0.34	0.94
(1,2250)	1:141:A:LYS:H	1:141:A:LYS:HG3	17	0.47	0.11	0.5
(1,258)	1:91:A:LYS:HA	1:90:A:VAL:HG21	17	0.37	0.86	0.17
(1,357)	1:167:A:GLU:HG3	1:167:A:GLU:HB2	17	0.25	0.23	0.14
(1,1518)	1:125:A:CYS:HB2	1:122:A:ALA:HA	17	0.23	0.01	0.23
(1,736)	1:63:A:LEU:HD11	1:121:A:ASN:HA	17	0.17	0.04	0.15
(1,1103)	2:201:A:MCO:HAJ	1:136:A:CYS:HA	17	0.16	0.02	0.15
(1,890)	1:124:A:GLU:HG3	1:124:A:GLU:HA	17	0.15	0.04	0.14
(1,1179)	1:146:A:ILE:HA	1:149:A:MET:HE1	17	0.15	0.03	0.15
(1,1815)	1:77:A:HIS:H	1:76:A:LYS:HG2	17	0.14	0.02	0.14
(1,729)	1:165:A:PRO:HD3	1:164:A:LEU:HB2	17	0.13	0.03	0.13
(1,2523)	1:130:A:ASN:H	1:127:A:GLN:HB3	17	0.13	0.02	0.13
(1,2552)	1:92:A:LEU:H	1:92:A:LEU:HG	17	0.13	0.01	0.13
(1,557)	1:107:A:MET:HA	1:71:A:LEU:HD11	17	0.13	0.01	0.13
(1,1403)	1:86:A:PRO:HB2	1:86:A:PRO:HG3	17	0.13	0.04	0.12
(1,2473)	1:151:A:GLU:H	1:148:A:LEU:HD21	17	0.13	0.01	0.12
(1,1635)	1:100:A:ILE:HB	1:138:A:ILE:HG21	17	0.12	0.01	0.12
(1,2020)	1:73:A:THR:H	1:74:A:LEU:HG	17	0.12	0.02	0.12
(2,126)	1:113:A:ARG:HH11	1:128:A:ASP:OD2	16	0.99	0.17	1.03
(2,126)	1:113:A:ARG:HH12	1:128:A:ASP:OD2	16	0.99	0.17	1.03
(1,1544)	1:155:A:LYS:HE3	1:155:A:LYS:HG2	16	0.88	0.22	0.88
(1,1256)	1:96:A:ASP:HA	1:99:A:LYS:HB3	16	0.85	0.18	0.9
(1,132)	1:132:A:MET:HG2	1:83:A:PHE:HD2	16	0.52	0.13	0.55
(1,1771)	1:114:A:LEU:H	1:113:A:ARG:HB3	16	0.41	0.08	0.43
(1,317)	1:116:A:ASN:HB2	1:116:A:ASN:HA	16	0.23	0.21	0.13
(1,2152)	1:79:A:PHE:H	1:78:A:GLN:HG2	16	0.16	0.09	0.14
(1,1071)	1:109:A:THR:HG21	1:109:A:THR:HA	16	0.15	0.02	0.15
(1,243)	1:59:A:GLN:HA	1:59:A:GLN:HB2	16	0.14	0.01	0.14
(1,2342)	1:64:A:GLN:H	1:63:A:LEU:HD11	16	0.14	0.02	0.14
(1,687)	1:88:A:ASP:HB2	1:91:A:LYS:HB2	16	0.14	0.03	0.13
(1,1601)	1:80:A:ALA:HB1	1:75:A:TRP:HA	16	0.13	0.02	0.13
(1,155)	1:79:A:PHE:HB2	1:77:A:HIS:HE1	16	0.13	0.01	0.14

Continued on next page...

Continued from previous page...

Key	Atom-1	Atom-2	Models ¹	Mean (Å)	SD ¹ (Å)	Median (Å)
(1,939)	1:137:A:TYR:HE1	1:151:A:GLU:HB3	16	0.12	0.01	0.13
(1,455)	1:123:A:GLN:HA	1:126:A:ILE:HD11	16	0.12	0.02	0.12
(1,1191)	1:67:A:LEU:HD21	1:67:A:LEU:HA	16	0.12	0.01	0.12
(1,1695)	1:99:A:LYS:HB3	1:100:A:ILE:HD11	15	1.2	0.28	1.35
(1,903)	1:124:A:GLU:HA	1:127:A:GLN:HG3	15	0.54	0.44	0.21
(1,905)	1:135:A:ASN:HB2	1:101:A:ILE:HD11	15	0.31	0.03	0.33
(1,2400)	1:99:A:LYS:H	1:99:A:LYS:HB3	15	0.31	0.05	0.33
(1,1070)	1:112:A:LYS:HD3	1:109:A:THR:HA	15	0.19	0.04	0.17
(1,661)	1:164:A:LEU:HD21	1:62:A:GLN:HA	15	0.14	0.03	0.14
(1,301)	1:114:A:LEU:HD21	1:114:A:LEU:HA	15	0.14	0.02	0.13
(1,520)	1:129:A:PHE:HB3	1:132:A:MET:HE1	15	0.12	0.01	0.13
(1,521)	1:132:A:MET:HE1	1:107:A:MET:HE1	15	0.12	0.01	0.12
(1,374)	1:156:A:LEU:HB3	1:74:A:LEU:HD21	15	0.11	0.01	0.11
(1,1258)	1:99:A:LYS:HB3	1:96:A:ASP:HB2	14	0.84	0.36	0.92
(1,1953)	1:127:A:GLN:H	1:127:A:GLN:HG3	14	0.41	0.28	0.2
(1,1693)	1:100:A:ILE:HD11	1:96:A:ASP:HB3	14	0.32	0.08	0.31
(1,1184)	1:149:A:MET:HG3	1:149:A:MET:HE1	14	0.31	0.09	0.32
(1,963)	1:156:A:LEU:HA	1:159:A:GLN:HG2	14	0.31	0.29	0.15
(1,1524)	1:164:A:LEU:HD11	1:62:A:GLN:HG3	14	0.17	0.05	0.16
(1,2159)	1:66:A:LEU:H	1:65:A:TYR:HB2	14	0.11	0.01	0.11
(1,377)	1:70:A:VAL:HB	1:70:A:VAL:HG11	14	0.11	0.01	0.1
(1,2131)	1:110:A:ILE:H	1:111:A:LYS:HG2	13	1.42	0.38	1.53
(1,875)	1:109:A:THR:HG21	1:112:A:LYS:HB3	13	1.41	0.29	1.58
(1,2063)	1:109:A:THR:H	1:111:A:LYS:HG2	13	1.29	0.34	1.4
(1,261)	1:112:A:LYS:HB3	1:109:A:THR:HA	13	1.26	0.11	1.29
(1,1363)	1:167:A:GLU:HG3	1:167:A:GLU:HA	13	0.62	0.46	0.59
(1,1177)	1:79:A:PHE:HD2	1:149:A:MET:HG2	13	0.61	0.07	0.59
(1,1327)	1:148:A:LEU:HD11	1:145:A:ASP:HB2	13	0.54	0.11	0.54
(1,2500)	1:146:A:ILE:H	1:145:A:ASP:HB3	13	0.51	0.09	0.52
(1,363)	1:102:A:LYS:HE3	1:102:A:LYS:HD3	13	0.51	0.0	0.51
(1,1435)	1:86:A:PRO:HD3	1:85:A:GLN:HB2	13	0.48	0.5	0.18
(1,1328)	1:145:A:ASP:HB2	1:145:A:ASP:HA	13	0.47	0.01	0.47
(1,2294)	1:149:A:MET:H	1:149:A:MET:HG2	13	0.4	0.07	0.39
(1,836)	1:76:A:LYS:HE3	1:76:A:LYS:HG3	13	0.27	0.19	0.2
(1,1194)	1:115:A:GLU:HB2	1:67:A:LEU:HD21	13	0.15	0.04	0.14
(1,1596)	1:113:A:ARG:HG3	1:109:A:THR:HG21	13	0.15	0.11	0.12
(1,757)	1:122:A:ALA:HB1	1:62:A:GLN:HG2	13	0.13	0.02	0.13
(1,2104)	1:144:A:ASP:H	1:147:A:VAL:HB	13	0.12	0.01	0.12
(1,1064)	1:129:A:PHE:HB3	1:126:A:ILE:HA	13	0.12	0.01	0.11
(1,858)	1:102:A:LYS:HA	1:102:A:LYS:HE3	12	0.63	0.33	0.76
(1,1143)	1:111:A:LYS:HA	1:111:A:LYS:HG2	12	0.49	0.01	0.49
(1,851)	1:99:A:LYS:HE3	1:99:A:LYS:HG3	12	0.35	0.07	0.32

Continued on next page...

Continued from previous page...

Key	Atom-1	Atom-2	Models ¹	Mean (Å)	SD ¹ (Å)	Median (Å)
(1,848)	1:91:A:LYS:HA	1:91:A:LYS:HE3	12	0.25	0.25	0.14
(1,316)	1:54:A:ASN:HB3	1:54:A:ASN:HA	12	0.18	0.01	0.18
(1,1383)	1:86:A:PRO:HD3	1:85:A:GLN:HG3	12	0.18	0.05	0.15
(1,864)	1:111:A:LYS:HE3	1:111:A:LYS:HD3	12	0.15	0.0	0.15
(1,2476)	1:151:A:GLU:H	1:151:A:GLU:HG2	12	0.14	0.02	0.15
(1,1640)	1:100:A:ILE:HG21	1:101:A:ILE:HD11	12	0.12	0.01	0.12
(1,387)	1:153:A:LEU:HD11	1:107:A:MET:HE1	12	0.12	0.01	0.12
(1,1067)	1:147:A:VAL:HG21	1:147:A:VAL:HA	12	0.11	0.02	0.11
(1,1508)	1:161:A:ILE:HG13	1:161:A:ILE:HG21	12	0.11	0.01	0.11
(1,1546)	1:101:A:ILE:HD11	1:101:A:ILE:HG13	12	0.1	0.0	0.1
(1,1259)	1:99:A:LYS:HD3	1:96:A:ASP:HB2	11	1.52	0.33	1.71
(1,266)	1:72:A:LYS:HB2	1:69:A:VAL:HA	11	0.94	0.12	0.96
(1,2073)	1:167:A:GLU:H	1:167:A:GLU:HG3	11	0.38	0.27	0.19
(1,2023)	1:73:A:THR:H	1:72:A:LYS:HG3	11	0.31	0.08	0.31
(1,2022)	1:73:A:THR:H	1:72:A:LYS:HB2	11	0.21	0.02	0.2
(1,1606)	1:80:A:ALA:HB1	1:84:A:GLN:HG2	11	0.15	0.02	0.14
(1,1128)	2:201:A:MGO:HAJ	1:146:A:ILE:HG21	11	0.14	0.02	0.14
(1,1075)	1:93:A:ASN:HA	1:90:A:VAL:HA	11	0.13	0.02	0.13
(1,1134)	1:82:A:PRO:HD2	1:146:A:ILE:HD11	11	0.11	0.01	0.11
(1,1822)	1:128:A:ASP:H	1:126:A:ILE:HG21	11	0.11	0.01	0.11
(1,656)	1:160:A:LYS:HD2	1:73:A:THR:HB	11	0.11	0.01	0.11
(1,775)	1:57:A:LYS:HD3	1:57:A:LYS:HE3	11	0.11	0.0	0.11
(1,2604)	1:85:A:GLN:H	1:85:A:GLN:HE22	10	0.84	0.2	0.78
(1,1545)	1:112:A:LYS:HE3	1:112:A:LYS:HG3	10	0.82	0.23	0.84
(1,648)	1:112:A:LYS:HE3	1:109:A:THR:HA	10	0.66	0.24	0.58
(1,857)	1:102:A:LYS:HD3	1:102:A:LYS:HA	10	0.63	0.08	0.64
(1,1745)	1:102:A:LYS:H	1:102:A:LYS:HD3	10	0.29	0.06	0.3
(1,1381)	1:85:A:GLN:HA	1:85:A:GLN:HG2	10	0.28	0.07	0.29
(1,359)	1:88:A:ASP:HB2	1:91:A:LYS:HD3	10	0.24	0.07	0.26
(1,366)	1:59:A:GLN:HG3	1:59:A:GLN:HB3	10	0.21	0.0	0.21
(2,122)	1:84:A:GLN:HE21	1:75:A:TRP:O	10	0.19	0.11	0.16
(2,116)	1:139:A:TYR:HH	1:96:A:ASP:OD1	10	0.13	0.03	0.12
(1,1095)	2:201:A:MGO:HA1	1:87:A:VAL:HG21	10	0.12	0.01	0.12
(1,1016)	1:102:A:LYS:HG2	1:102:A:LYS:HD3	10	0.12	0.01	0.12
(1,1607)	1:74:A:LEU:HD21	1:80:A:ALA:HB1	10	0.11	0.01	0.11
(1,2367)	1:137:A:TYR:H	1:138:A:ILE:HD11	10	0.11	0.01	0.11
(1,1611)	1:91:A:LYS:HG3	1:90:A:VAL:HG21	9	0.49	1.02	0.13
(1,2636)	1:93:A:ASN:HD22	1:93:A:ASN:HB3	9	0.41	0.09	0.44
(1,2034)	1:85:A:GLN:HE22	1:82:A:PRO:HA	9	0.41	0.31	0.24
(1,350)	1:112:A:LYS:HG2	1:112:A:LYS:HB3	9	0.33	0.01	0.33
(1,250)	1:99:A:LYS:HA	1:99:A:LYS:HG3	9	0.32	0.02	0.33
(1,2381)	1:159:A:GLN:H	1:159:A:GLN:HB3	9	0.18	0.09	0.12

Continued on next page...

Continued from previous page...

Key	Atom-1	Atom-2	Models ¹	Mean (Å)	SD ¹ (Å)	Median (Å)
(1,681)	1:71:A:LEU:HD11	1:75:A:TRP:HB3	9	0.16	0.04	0.16
(1,95)	1:114:A:LEU:HA	1:119:A:TYR:HD2	9	0.13	0.01	0.13
(1,294)	1:91:A:LYS:HG2	1:91:A:LYS:HA	9	0.13	0.01	0.13
(1,1364)	1:61:A:ASN:HD22	1:167:A:GLU:HG3	8	2.0	0.8	1.78
(1,1342)	1:53:A:PRO:HD3	1:54:A:ASN:HB3	8	0.98	0.69	0.98
(1,1405)	1:99:A:LYS:HB3	1:99:A:LYS:HE3	8	0.9	0.35	0.92
(1,1723)	1:124:A:GLU:HG3	1:121:A:ASN:HB3	8	0.83	0.29	0.78
(1,863)	1:111:A:LYS:HA	1:111:A:LYS:HD3	8	0.7	0.32	0.88
(1,1255)	1:96:A:ASP:HA	1:99:A:LYS:HD3	8	0.65	0.35	0.87
(1,236)	1:112:A:LYS:HA	1:112:A:LYS:HD3	8	0.55	0.53	0.16
(1,1543)	1:155:A:LYS:HE3	1:155:A:LYS:HG3	8	0.5	0.3	0.36
(1,794)	1:59:A:GLN:HG3	1:59:A:GLN:HA	8	0.43	0.12	0.45
(1,219)	1:159:A:GLN:HA	1:162:A:ASN:HB3	8	0.4	0.48	0.12
(1,833)	1:76:A:LYS:HD3	1:73:A:THR:HA	8	0.39	0.22	0.36
(1,1100)	1:55:A:LYS:HA	1:56:A:PRO:HG3	8	0.31	0.02	0.3
(1,928)	1:141:A:LYS:HE3	1:141:A:LYS:HD3	8	0.15	0.0	0.15
(1,1658)	1:132:A:MET:HE1	1:83:A:PHE:HB3	8	0.14	0.04	0.12
(1,683)	1:84:A:GLN:HG2	1:81:A:TRP:HA	8	0.13	0.02	0.12
(1,476)	1:77:A:HIS:HD2	1:74:A:LEU:HD21	8	0.11	0.01	0.11
(2,67)	1:136:A:CYS:H	1:132:A:MET:O	8	0.11	0.0	0.11
(1,1227)	1:155:A:LYS:HD3	1:152:A:ALA:HA	7	0.59	0.11	0.62
(1,1409)	1:79:A:PHE:HD1	1:78:A:GLN:HG3	7	0.45	0.39	0.12
(1,742)	1:121:A:ASN:HB2	1:121:A:ASN:HA	7	0.4	0.01	0.4
(1,367)	1:59:A:GLN:HG2	1:59:A:GLN:HB3	7	0.32	0.0	0.32
(1,690)	1:94:A:LEU:HD21	1:95:A:PRO:HD3	7	0.23	0.27	0.12
(1,1329)	1:99:A:LYS:HD3	1:96:A:ASP:HB3	7	0.21	0.1	0.18
(1,2245)	1:129:A:PHE:H	1:127:A:GLN:HB3	7	0.21	0.07	0.2
(1,823)	1:76:A:LYS:HE3	1:76:A:LYS:HB2	7	0.15	0.03	0.15
(1,856)	1:102:A:LYS:HA	1:102:A:LYS:HG2	7	0.14	0.02	0.13
(1,1394)	1:97:A:TYR:HD1	1:104:A:PRO:HB2	7	0.12	0.01	0.11
(1,1539)	1:63:A:LEU:HD11	1:63:A:LEU:HB2	7	0.11	0.01	0.11
(1,1374)	1:128:A:ASP:HA	1:127:A:GLN:HG3	6	0.71	0.11	0.72
(1,1553)	1:57:A:LYS:HE3	1:57:A:LYS:HG3	6	0.68	0.04	0.66
(1,962)	1:159:A:GLN:HA	1:159:A:GLN:HG3	6	0.41	0.05	0.41
(1,795)	1:61:A:ASN:HA	1:61:A:ASN:HB3	6	0.31	0.0	0.31
(1,902)	1:130:A:ASN:HB3	1:127:A:GLN:HB2	6	0.29	0.39	0.11
(1,771)	1:56:A:PRO:HD2	1:55:A:LYS:HB3	6	0.27	0.21	0.17
(1,900)	1:127:A:GLN:HG3	1:127:A:GLN:HA	6	0.17	0.03	0.16
(1,1308)	1:113:A:ARG:HB2	1:113:A:ARG:HD3	6	0.15	0.03	0.16
(1,796)	1:64:A:GLN:HG2	1:61:A:ASN:HA	6	0.15	0.04	0.15
(2,127)	1:113:A:ARG:NH1	1:128:A:ASP:OD2	6	0.14	0.04	0.12
(1,232)	1:167:A:GLU:HA	1:167:A:GLU:HB2	6	0.14	0.01	0.14

Continued on next page...

Continued from previous page...

Key	Atom-1	Atom-2	Models ¹	Mean (Å)	SD ¹ (Å)	Median (Å)
(1,479)	1:69:A:VAL:HG11	1:68:A:ARG:HG3	6	0.13	0.02	0.12
(1,1124)	1:146:A:ILE:HB	1:146:A:ILE:HG21	6	0.13	0.02	0.14
(1,1248)	1:86:A:PRO:HD2	1:85:A:GLN:HA	6	0.13	0.03	0.12
(1,688)	1:86:A:PRO:HA	1:86:A:PRO:HG3	6	0.13	0.01	0.12
(1,1192)	1:115:A:GLU:HA	1:67:A:LEU:HD21	6	0.13	0.01	0.12
(1,660)	1:149:A:MET:HE1	1:79:A:PHE:HA	6	0.12	0.01	0.12
(1,314)	1:165:A:PRO:HG3	1:164:A:LEU:HA	6	0.11	0.01	0.12
(1,816)	1:67:A:LEU:HG	1:68:A:ARG:HD3	5	1.6	0.14	1.64
(2,130)	1:135:A:ASN:HD22	1:103:A:THR:O	5	1.54	0.03	1.53
(1,1594)	1:113:A:ARG:HD3	1:109:A:THR:HG21	5	1.17	0.52	1.43
(1,1156)	1:135:A:ASN:HB2	1:132:A:MET:HA	5	1.09	0.02	1.09
(1,390)	1:135:A:ASN:HB3	1:101:A:ILE:HD11	5	0.79	0.01	0.79
(1,807)	1:68:A:ARG:HD3	1:64:A:GLN:HG3	5	0.77	0.18	0.8
(1,1436)	1:86:A:PRO:HD2	1:85:A:GLN:HB2	5	0.6	0.22	0.69
(1,1303)	1:117:A:ASN:HB2	1:58:A:ARG:HB2	5	0.32	0.09	0.34
(1,371)	1:141:A:LYS:HE3	1:141:A:LYS:HG3	5	0.31	0.01	0.31
(1,813)	1:68:A:ARG:HD3	1:68:A:ARG:HG2	5	0.2	0.04	0.21
(1,2014)	1:162:A:ASN:HD22	1:159:A:GLN:HA	5	0.17	0.04	0.16
(1,744)	1:117:A:ASN:HB3	1:117:A:ASN:HA	5	0.13	0.01	0.13
(1,1649)	1:101:A:ILE:HG21	1:135:A:ASN:HA	5	0.12	0.01	0.12
(1,1652)	1:98:A:TYR:HE1	1:101:A:ILE:HG21	5	0.11	0.01	0.11
(1,1277)	2:201:A:MGO:HB1	1:94:A:LEU:HD21	5	0.11	0.01	0.11
(1,2429)	1:80:A:ALA:H	1:153:A:LEU:HD21	5	0.11	0.01	0.1
(1,741)	1:59:A:GLN:HG3	1:121:A:ASN:HA	4	0.99	0.17	0.97
(1,835)	1:76:A:LYS:HE3	1:73:A:THR:HA	4	0.88	0.45	1.1
(1,2595)	1:85:A:GLN:H	1:85:A:GLN:HG2	4	0.86	0.04	0.88
(1,192)	1:120:A:TRP:HE3	1:120:A:TRP:HB3	4	0.81	0.7	0.8
(1,1159)	1:113:A:ARG:HD2	1:113:A:ARG:HA	4	0.72	0.01	0.72
(1,1046)	1:55:A:LYS:HB2	1:55:A:LYS:HG3	4	0.48	0.01	0.48
(1,1384)	1:86:A:PRO:HD2	1:85:A:GLN:HG3	4	0.38	0.02	0.38
(1,3)	1:118:A:TYR:HD1	1:113:A:ARG:HD2	4	0.35	0.04	0.36
(1,489)	1:141:A:LYS:HA	1:141:A:LYS:HD3	4	0.34	0.35	0.15
(1,1774)	1:132:A:MET:H	1:132:A:MET:HB3	4	0.24	0.01	0.24
(1,2398)	1:99:A:LYS:H	1:99:A:LYS:HG3	4	0.24	0.03	0.24
(1,2597)	1:85:A:GLN:H	1:85:A:GLN:HB3	4	0.21	0.03	0.22
(1,1434)	1:85:A:GLN:HB2	1:85:A:GLN:HA	4	0.2	0.0	0.2
(1,1835)	1:131:A:THR:H	1:132:A:MET:HB3	4	0.16	0.01	0.16
(1,2641)	1:85:A:GLN:HE21	1:85:A:GLN:HG2	4	0.16	0.0	0.16
(1,760)	1:62:A:GLN:HA	1:62:A:GLN:HG2	4	0.16	0.01	0.15
(1,540)	1:75:A:TRP:HZ3	1:71:A:LEU:HD21	4	0.14	0.04	0.12
(1,849)	1:96:A:ASP:HA	1:99:A:LYS:HG3	4	0.13	0.02	0.13
(1,1380)	1:126:A:ILE:HG21	1:123:A:GLN:HG2	4	0.12	0.02	0.12

Continued on next page...

Continued from previous page...

Key	Atom-1	Atom-2	Models ¹	Mean (Å)	SD ¹ (Å)	Median (Å)
(1,630)	1:105:A:MET:HE1	1:131:A:THR:HB	4	0.12	0.02	0.12
(1,1137)	1:82:A:PRO:HD3	1:146:A:ILE:HD11	4	0.12	0.01	0.12
(1,1408)	1:81:A:TRP:HD1	1:78:A:GLN:HA	4	0.12	0.02	0.12
(1,420)	1:99:A:LYS:HA	1:99:A:LYS:HB3	4	0.12	0.01	0.12
(1,1623)	1:150:A:ALA:HB1	1:147:A:VAL:HG21	4	0.12	0.02	0.12
(1,2653)	1:130:A:ASN:HD21	1:126:A:ILE:HG21	4	0.12	0.01	0.12
(1,674)	1:119:A:TYR:HE1	1:119:A:TYR:HA	4	0.11	0.0	0.11
(1,2629)	1:103:A:THR:H	1:101:A:ILE:HA	4	0.11	0.0	0.11
(1,659)	1:69:A:VAL:HG21	1:65:A:TYR:HA	4	0.1	0.0	0.1
(1,1014)	1:155:A:LYS:HE3	1:155:A:LYS:HB3	3	0.7	0.24	0.53
(1,2035)	1:76:A:LYS:H	1:76:A:LYS:HE3	3	0.69	0.16	0.59
(1,378)	1:125:A:CYS:HB3	1:63:A:LEU:HD21	3	0.63	0.07	0.6
(1,311)	1:55:A:LYS:HA	1:55:A:LYS:HG3	3	0.48	0.03	0.5
(1,304)	1:125:A:CYS:HB3	1:122:A:ALA:HA	3	0.48	0.04	0.5
(1,230)	1:120:A:TRP:HA	1:120:A:TRP:HB3	3	0.44	0.22	0.59
(1,2632)	1:121:A:ASN:H	1:124:A:GLU:HB3	3	0.39	0.03	0.38
(1,879)	1:116:A:ASN:HB3	1:113:A:ARG:HA	3	0.3	0.11	0.23
(1,393)	1:59:A:GLN:HG3	1:59:A:GLN:HB2	3	0.27	0.01	0.28
(1,1939)	1:125:A:CYS:H	1:124:A:GLU:HB3	3	0.26	0.04	0.25
(1,205)	1:55:A:LYS:HA	1:56:A:PRO:HD2	3	0.2	0.04	0.2
(1,2046)	1:168:A:GLU:H	1:168:A:GLU:HG3	3	0.15	0.04	0.17
(1,249)	1:99:A:LYS:HA	1:99:A:LYS:HG2	3	0.14	0.02	0.15
(1,1521)	1:161:A:ILE:HA	1:164:A:LEU:HD11	3	0.13	0.01	0.13
(1,1375)	1:156:A:LEU:HD21	1:159:A:GLN:HG3	3	0.12	0.02	0.12
(1,1041)	1:66:A:LEU:HB2	1:161:A:ILE:HD11	3	0.12	0.01	0.11
(1,114)	1:97:A:TYR:HE1	1:87:A:VAL:HB	3	0.11	0.01	0.12
(1,252)	1:74:A:LEU:HA	1:74:A:LEU:HD21	3	0.11	0.01	0.11
(1,637)	1:160:A:LYS:HE2	1:73:A:THR:HG21	3	0.11	0.0	0.11
(1,893)	1:128:A:ASP:HB3	1:125:A:CYS:HA	3	0.11	0.01	0.11
(1,1253)	1:164:A:LEU:HD21	1:164:A:LEU:HA	3	0.11	0.01	0.11
(1,1692)	1:100:A:ILE:HD11	1:97:A:TYR:HA	3	0.11	0.01	0.11
(1,837)	1:79:A:PHE:HD1	1:78:A:GLN:HB3	2	1.4	0.02	1.4
(1,793)	1:59:A:GLN:HA	1:167:A:GLU:HG3	2	1.06	0.12	1.06
(1,2208)	1:162:A:ASN:H	1:162:A:ASN:HB3	2	1.04	0.01	1.04
(1,1455)	1:79:A:PHE:HE1	1:78:A:GLN:HB3	2	0.98	0.02	0.98
(1,2316)	1:161:A:ILE:H	1:162:A:ASN:HB3	2	0.83	0.01	0.83
(1,853)	1:96:A:ASP:HA	1:99:A:LYS:HE3	2	0.82	0.02	0.82
(1,1406)	1:79:A:PHE:HA	1:78:A:GLN:HG3	2	0.66	0.01	0.66
(1,503)	1:79:A:PHE:HZ	1:78:A:GLN:HG2	2	0.63	0.0	0.63
(1,142)	1:120:A:TRP:HB2	1:120:A:TRP:HD1	2	0.62	0.01	0.62
(1,846)	1:91:A:LYS:HE3	1:91:A:LYS:HG3	2	0.57	0.01	0.57
(1,1717)	1:167:A:GLU:HA	1:61:A:ASN:HB3	2	0.56	0.43	0.56

Continued on next page...

Continued from previous page...

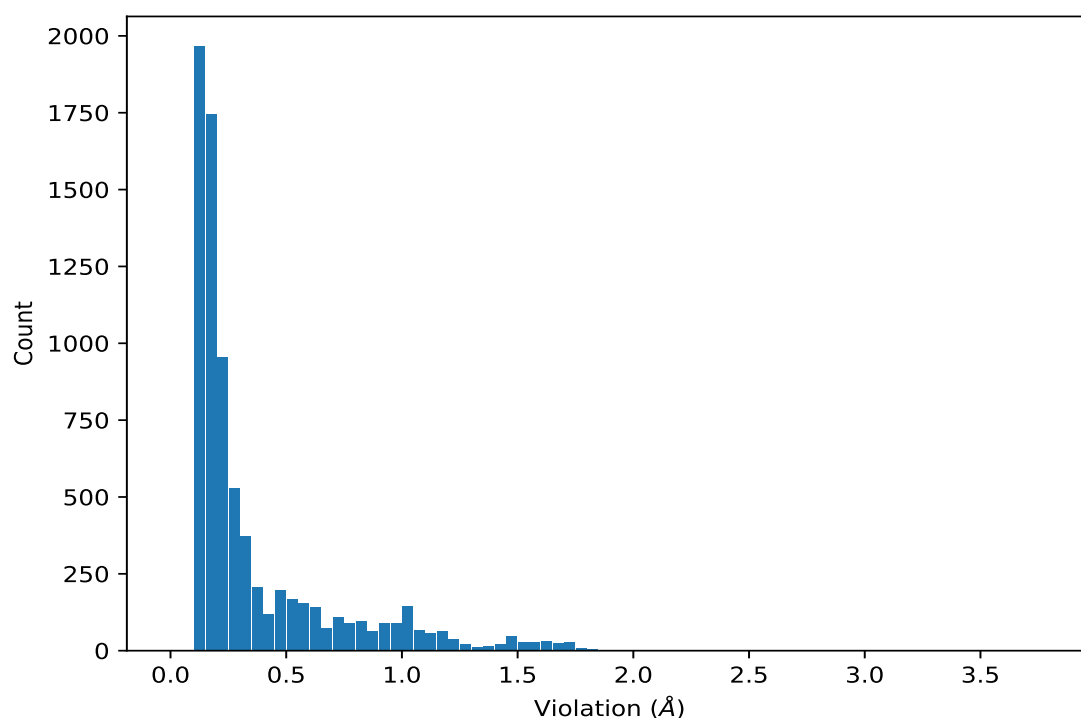
Key	Atom-1	Atom-2	Models ¹	Mean (Å)	SD ¹ (Å)	Median (Å)
(1,992)	1:168:A:GLU:HG3	1:168:A:GLU:HA	2	0.54	0.03	0.54
(1,242)	1:78:A:GLN:HA	1:78:A:GLN:HB2	2	0.51	0.02	0.51
(1,251)	1:57:A:LYS:HA	1:57:A:LYS:HG3	2	0.4	0.29	0.4
(1,847)	1:91:A:LYS:HE3	1:91:A:LYS:HG2	2	0.32	0.01	0.32
(1,772)	1:56:A:PRO:HD2	1:55:A:LYS:HD3	2	0.21	0.1	0.21
(1,1537)	1:63:A:LEU:HD11	1:58:A:ARG:HD2	2	0.16	0.02	0.16
(1,1300)	1:58:A:ARG:HA	1:58:A:ARG:HD2	2	0.15	0.03	0.15
(1,888)	1:119:A:TYR:HB3	1:124:A:GLU:HB3	2	0.15	0.0	0.15
(1,1183)	1:81:A:TRP:HD1	1:149:A:MET:HE1	2	0.14	0.0	0.14
(1,201)	1:119:A:TYR:HE2	1:114:A:LEU:HD21	2	0.12	0.02	0.12
(1,1114)	1:71:A:LEU:HD11	1:75:A:TRP:HA	2	0.12	0.01	0.12
(1,1499)	1:66:A:LEU:HD11	1:114:A:LEU:HD21	2	0.12	0.0	0.12
(1,1525)	1:164:A:LEU:HD11	1:165:A:PRO:HD3	2	0.12	0.01	0.12
(1,2247)	1:141:A:LYS:H	1:140:A:ASN:HB3	2	0.12	0.01	0.12
(1,1097)	1:72:A:LYS:HB3	1:69:A:VAL:HA	2	0.12	0.0	0.12
(1,1357)	1:115:A:GLU:HB2	1:115:A:GLU:HG2	2	0.12	0.0	0.12
(1,1813)	1:69:A:VAL:H	1:68:A:ARG:HB3	2	0.12	0.0	0.12
(1,202)	1:133:A:PHE:HE1	1:132:A:MET:HE1	2	0.11	0.0	0.11
(1,669)	1:165:A:PRO:HG3	1:65:A:TYR:HB3	2	0.11	0.01	0.11
(1,461)	1:133:A:PHE:HZ	1:132:A:MET:HE1	2	0.11	0.0	0.11
(1,502)	1:87:A:VAL:HG11	1:87:A:VAL:HG21	2	0.11	0.0	0.11
(1,1433)	1:85:A:GLN:HB3	1:85:A:GLN:HA	2	0.11	0.0	0.11
(1,2292)	1:107:A:MET:H	1:107:A:MET:HE1	2	0.11	0.0	0.11
(1,263)	1:126:A:ILE:HG21	1:126:A:ILE:HA	2	0.1	0.0	0.1
(1,1031)	1:149:A:MET:HA	1:152:A:ALA:HB1	2	0.1	0.0	0.1
(2,15)	1:72:A:LYS:N	1:68:A:ARG:O	2	0.1	0.0	0.1

¹Number of violated models, ²Standard deviation

9.5 All violated distance restraints [i](#)

9.5.1 Histogram : Distribution of distance violations [i](#)

The following histogram shows the distribution of the absolute value of the violation for all violated restraints in the ensemble.



9.5.2 Table : All distance violations [i](#)

The following table lists the absolute value of the violation for each restraint in the ensemble sorted by its value. The Key (restraint list ID, restraint ID) is the unique identifier for a given restraint. Rows with same key represent combinatorial or ambiguous restraints and are counted as a single restraint.

Key	Atom-1	Atom-2	Model ID	Violation (Å)
(1,258)	1:91:A:LYS:HA	1:90:A:VAL:HG21	15	3.79
(1,1611)	1:91:A:LYS:HG3	1:90:A:VAL:HG21	15	3.37
(1,1364)	1:61:A:ASN:HD22	1:167:A:GLU:HG3	3	3.31
(1,1341)	1:53:A:PRO:HD3	1:54:A:ASN:HB2	17	3.1
(1,1341)	1:53:A:PRO:HD3	1:54:A:ASN:HB2	10	3.09
(1,1341)	1:53:A:PRO:HD3	1:54:A:ASN:HB2	14	3.07
(1,1341)	1:53:A:PRO:HD3	1:54:A:ASN:HB2	2	3.06
(1,1610)	1:91:A:LYS:HB3	1:90:A:VAL:HG21	15	3.04
(1,1364)	1:61:A:ASN:HD22	1:167:A:GLU:HG3	19	2.87
(1,1364)	1:61:A:ASN:HD22	1:167:A:GLU:HG3	16	2.72
(1,1341)	1:53:A:PRO:HD3	1:54:A:ASN:HB2	13	2.49
(1,1341)	1:53:A:PRO:HD3	1:54:A:ASN:HB2	16	2.46
(1,1341)	1:53:A:PRO:HD3	1:54:A:ASN:HB2	11	2.12
(1,1341)	1:53:A:PRO:HD3	1:54:A:ASN:HB2	20	2.03
(1,1341)	1:53:A:PRO:HD3	1:54:A:ASN:HB2	8	1.88
(1,1364)	1:61:A:ASN:HD22	1:167:A:GLU:HG3	5	1.87

Continued on next page...

Continued from previous page...

Key	Atom-1	Atom-2	Model ID	Violation (Å)
(1,1259)	1:99:A:LYS:HD3	1:96:A:ASP:HB2	1	1.84
(1,1341)	1:53:A:PRO:HD3	1:54:A:ASN:HB2	6	1.83
(1,1341)	1:53:A:PRO:HD3	1:54:A:ASN:HB2	9	1.83
(1,1259)	1:99:A:LYS:HD3	1:96:A:ASP:HB2	14	1.83
(1,1341)	1:53:A:PRO:HD3	1:54:A:ASN:HB2	7	1.82
(1,1259)	1:99:A:LYS:HD3	1:96:A:ASP:HB2	8	1.8
(1,1342)	1:53:A:PRO:HD3	1:54:A:ASN:HB3	7	1.79
(1,1341)	1:53:A:PRO:HD3	1:54:A:ASN:HB2	3	1.79
(1,1259)	1:99:A:LYS:HD3	1:96:A:ASP:HB2	10	1.78
(1,1341)	1:53:A:PRO:HD3	1:54:A:ASN:HB2	15	1.77
(1,1259)	1:99:A:LYS:HD3	1:96:A:ASP:HB2	19	1.77
(1,1341)	1:53:A:PRO:HD3	1:54:A:ASN:HB2	1	1.76
(1,1565)	1:64:A:GLN:HB3	1:60:A:THR:HG21	2	1.75
(1,816)	1:67:A:LEU:HG	1:68:A:ARG:HD3	1	1.75
(1,290)	1:71:A:LEU:HA	1:74:A:LEU:HB3	3	1.74
(1,290)	1:71:A:LEU:HA	1:74:A:LEU:HB3	6	1.73
(1,290)	1:71:A:LEU:HA	1:74:A:LEU:HB3	17	1.73
(1,290)	1:71:A:LEU:HA	1:74:A:LEU:HB3	19	1.73
(1,1565)	1:64:A:GLN:HB3	1:60:A:THR:HG21	5	1.72
(1,1342)	1:53:A:PRO:HD3	1:54:A:ASN:HB3	15	1.72
(1,816)	1:67:A:LEU:HG	1:68:A:ARG:HD3	19	1.72
(1,290)	1:71:A:LEU:HA	1:74:A:LEU:HB3	1	1.72
(1,290)	1:71:A:LEU:HA	1:74:A:LEU:HB3	7	1.72
(1,290)	1:71:A:LEU:HA	1:74:A:LEU:HB3	8	1.72
(1,290)	1:71:A:LEU:HA	1:74:A:LEU:HB3	10	1.72
(1,290)	1:71:A:LEU:HA	1:74:A:LEU:HB3	20	1.72
(1,1342)	1:53:A:PRO:HD3	1:54:A:ASN:HB3	9	1.71
(1,1259)	1:99:A:LYS:HD3	1:96:A:ASP:HB2	2	1.71
(1,290)	1:71:A:LEU:HA	1:74:A:LEU:HB3	4	1.71
(1,290)	1:71:A:LEU:HA	1:74:A:LEU:HB3	11	1.71
(1,290)	1:71:A:LEU:HA	1:74:A:LEU:HB3	13	1.71
(1,290)	1:71:A:LEU:HA	1:74:A:LEU:HB3	14	1.71
(1,290)	1:71:A:LEU:HA	1:74:A:LEU:HB3	18	1.71
(1,1565)	1:64:A:GLN:HB3	1:60:A:THR:HG21	1	1.7
(1,1565)	1:64:A:GLN:HB3	1:60:A:THR:HG21	16	1.7
(1,981)	1:161:A:ILE:HG12	1:162:A:ASN:HB3	6	1.7
(1,981)	1:161:A:ILE:HG12	1:162:A:ASN:HB3	17	1.7
(1,290)	1:71:A:LEU:HA	1:74:A:LEU:HB3	2	1.7
(1,290)	1:71:A:LEU:HA	1:74:A:LEU:HB3	5	1.7
(1,290)	1:71:A:LEU:HA	1:74:A:LEU:HB3	15	1.7
(1,290)	1:71:A:LEU:HA	1:74:A:LEU:HB3	16	1.7
(1,1565)	1:64:A:GLN:HB3	1:60:A:THR:HG21	7	1.69

Continued on next page...

Continued from previous page...

Key	Atom-1	Atom-2	Model ID	Violation (Å)
(1,1565)	1:64:A:GLN:HB3	1:60:A:THR:HG21	9	1.69
(1,1565)	1:64:A:GLN:HB3	1:60:A:THR:HG21	12	1.69
(1,1364)	1:61:A:ASN:HD22	1:167:A:GLU:HG3	14	1.69
(1,290)	1:71:A:LEU:HA	1:74:A:LEU:HB3	12	1.69
(1,1565)	1:64:A:GLN:HB3	1:60:A:THR:HG21	4	1.68
(1,1565)	1:64:A:GLN:HB3	1:60:A:THR:HG21	6	1.68
(1,1565)	1:64:A:GLN:HB3	1:60:A:THR:HG21	11	1.68
(1,1565)	1:64:A:GLN:HB3	1:60:A:THR:HG21	17	1.68
(1,1565)	1:64:A:GLN:HB3	1:60:A:THR:HG21	18	1.67
(1,730)	1:164:A:LEU:HD21	1:165:A:PRO:HD3	3	1.67
(1,730)	1:164:A:LEU:HD21	1:165:A:PRO:HD3	16	1.67
(1,730)	1:164:A:LEU:HD21	1:165:A:PRO:HD3	19	1.67
(1,290)	1:71:A:LEU:HA	1:74:A:LEU:HB3	9	1.67
(1,1600)	1:160:A:LYS:HB2	1:69:A:VAL:HG11	6	1.66
(1,1600)	1:160:A:LYS:HB2	1:69:A:VAL:HG11	8	1.66
(1,1565)	1:64:A:GLN:HB3	1:60:A:THR:HG21	10	1.66
(1,852)	1:99:A:LYS:HA	1:99:A:LYS:HE3	11	1.66
(1,852)	1:99:A:LYS:HA	1:99:A:LYS:HE3	19	1.66
(1,730)	1:164:A:LEU:HD21	1:165:A:PRO:HD3	5	1.66
(1,730)	1:164:A:LEU:HD21	1:165:A:PRO:HD3	8	1.66
(1,1600)	1:160:A:LYS:HB2	1:69:A:VAL:HG11	16	1.65
(1,1600)	1:160:A:LYS:HB2	1:69:A:VAL:HG11	20	1.65
(1,1565)	1:64:A:GLN:HB3	1:60:A:THR:HG21	3	1.65
(1,1565)	1:64:A:GLN:HB3	1:60:A:THR:HG21	20	1.65
(1,852)	1:99:A:LYS:HA	1:99:A:LYS:HE3	10	1.65
(1,1600)	1:160:A:LYS:HB2	1:69:A:VAL:HG11	14	1.64
(1,1600)	1:160:A:LYS:HB2	1:69:A:VAL:HG11	17	1.64
(1,1600)	1:160:A:LYS:HB2	1:69:A:VAL:HG11	19	1.64
(1,1565)	1:64:A:GLN:HB3	1:60:A:THR:HG21	15	1.64
(1,816)	1:67:A:LEU:HG	1:68:A:ARG:HD3	3	1.64
(1,730)	1:164:A:LEU:HD21	1:165:A:PRO:HD3	15	1.64
(1,1600)	1:160:A:LYS:HB2	1:69:A:VAL:HG11	7	1.63
(1,1600)	1:160:A:LYS:HB2	1:69:A:VAL:HG11	10	1.63
(1,1600)	1:160:A:LYS:HB2	1:69:A:VAL:HG11	15	1.63
(1,1565)	1:64:A:GLN:HB3	1:60:A:THR:HG21	14	1.63
(1,875)	1:109:A:THR:HG21	1:112:A:LYS:HB3	8	1.63
(1,800)	1:68:A:ARG:HD3	1:64:A:GLN:HB2	19	1.63
(1,2131)	1:110:A:ILE:H	1:111:A:LYS:HG2	4	1.62
(1,1600)	1:160:A:LYS:HB2	1:69:A:VAL:HG11	18	1.62
(1,1565)	1:64:A:GLN:HB3	1:60:A:THR:HG21	13	1.62
(1,875)	1:109:A:THR:HG21	1:112:A:LYS:HB3	15	1.62
(1,730)	1:164:A:LEU:HD21	1:165:A:PRO:HD3	6	1.62

Continued on next page...

Continued from previous page...

Key	Atom-1	Atom-2	Model ID	Violation (Å)
(1,682)	1:71:A:LEU:HD21	1:75:A:TRP:HB3	15	1.62
(1,1600)	1:160:A:LYS:HB2	1:69:A:VAL:HG11	4	1.61
(1,1600)	1:160:A:LYS:HB2	1:69:A:VAL:HG11	12	1.61
(1,1565)	1:64:A:GLN:HB3	1:60:A:THR:HG21	19	1.61
(1,875)	1:109:A:THR:HG21	1:112:A:LYS:HB3	4	1.61
(1,875)	1:109:A:THR:HG21	1:112:A:LYS:HB3	18	1.61
(1,730)	1:164:A:LEU:HD21	1:165:A:PRO:HD3	4	1.61
(1,730)	1:164:A:LEU:HD21	1:165:A:PRO:HD3	7	1.61
(1,730)	1:164:A:LEU:HD21	1:165:A:PRO:HD3	10	1.61
(1,2131)	1:110:A:ILE:H	1:111:A:LYS:HG2	2	1.6
(1,1600)	1:160:A:LYS:HB2	1:69:A:VAL:HG11	2	1.6
(1,1600)	1:160:A:LYS:HB2	1:69:A:VAL:HG11	9	1.6
(1,1600)	1:160:A:LYS:HB2	1:69:A:VAL:HG11	13	1.6
(1,730)	1:164:A:LEU:HD21	1:165:A:PRO:HD3	11	1.6
(1,730)	1:164:A:LEU:HD21	1:165:A:PRO:HD3	17	1.6
(2,130)	1:135:A:ASN:HD22	1:103:A:THR:O	18	1.59
(1,2131)	1:110:A:ILE:H	1:111:A:LYS:HG2	11	1.59
(1,1600)	1:160:A:LYS:HB2	1:69:A:VAL:HG11	3	1.59
(1,1600)	1:160:A:LYS:HB2	1:69:A:VAL:HG11	11	1.59
(1,875)	1:109:A:THR:HG21	1:112:A:LYS:HB3	6	1.59
(1,875)	1:109:A:THR:HG21	1:112:A:LYS:HB3	11	1.59
(1,730)	1:164:A:LEU:HD21	1:165:A:PRO:HD3	2	1.59
(1,730)	1:164:A:LEU:HD21	1:165:A:PRO:HD3	9	1.59
(1,730)	1:164:A:LEU:HD21	1:165:A:PRO:HD3	12	1.59
(1,730)	1:164:A:LEU:HD21	1:165:A:PRO:HD3	18	1.59
(1,2131)	1:110:A:ILE:H	1:111:A:LYS:HG2	5	1.58
(1,1600)	1:160:A:LYS:HB2	1:69:A:VAL:HG11	5	1.58
(1,1341)	1:53:A:PRO:HD3	1:54:A:ASN:HB2	18	1.58
(1,875)	1:109:A:THR:HG21	1:112:A:LYS:HB3	2	1.58
(1,852)	1:99:A:LYS:HA	1:99:A:LYS:HE3	8	1.58
(1,730)	1:164:A:LEU:HD21	1:165:A:PRO:HD3	1	1.58
(1,730)	1:164:A:LEU:HD21	1:165:A:PRO:HD3	13	1.58
(1,1723)	1:124:A:GLU:HG3	1:121:A:ASN:HB3	17	1.57
(1,1600)	1:160:A:LYS:HB2	1:69:A:VAL:HG11	1	1.57
(1,682)	1:71:A:LEU:HD21	1:75:A:TRP:HB3	1	1.57
(1,682)	1:71:A:LEU:HD21	1:75:A:TRP:HB3	20	1.57
(1,730)	1:164:A:LEU:HD21	1:165:A:PRO:HD3	14	1.56
(2,130)	1:135:A:ASN:HD22	1:103:A:THR:O	2	1.55
(1,2131)	1:110:A:ILE:H	1:111:A:LYS:HG2	8	1.55
(1,875)	1:109:A:THR:HG21	1:112:A:LYS:HB3	10	1.55
(1,800)	1:68:A:ARG:HD3	1:64:A:GLN:HB2	1	1.55
(1,682)	1:71:A:LEU:HD21	1:75:A:TRP:HB3	10	1.55

Continued on next page...

Continued from previous page...

Key	Atom-1	Atom-2	Model ID	Violation (Å)
(1,1341)	1:53:A:PRO:HD3	1:54:A:ASN:HB2	19	1.54
(1,730)	1:164:A:LEU:HD21	1:165:A:PRO:HD3	20	1.54
(1,682)	1:71:A:LEU:HD21	1:75:A:TRP:HB3	16	1.54
(2,130)	1:135:A:ASN:HD22	1:103:A:THR:O	15	1.53
(1,2131)	1:110:A:ILE:H	1:111:A:LYS:HG2	3	1.53
(1,2131)	1:110:A:ILE:H	1:111:A:LYS:HG2	17	1.53
(1,1565)	1:64:A:GLN:HB3	1:60:A:THR:HG21	8	1.53
(1,682)	1:71:A:LEU:HD21	1:75:A:TRP:HB3	12	1.53
(1,682)	1:71:A:LEU:HD21	1:75:A:TRP:HB3	14	1.53
(1,682)	1:71:A:LEU:HD21	1:75:A:TRP:HB3	19	1.53
(2,130)	1:135:A:ASN:HD22	1:103:A:THR:O	9	1.52
(1,192)	1:120:A:TRP:HE3	1:120:A:TRP:HB3	17	1.52
(2,130)	1:135:A:ASN:HD22	1:103:A:THR:O	3	1.51
(1,2131)	1:110:A:ILE:H	1:111:A:LYS:HG2	7	1.51
(1,2131)	1:110:A:ILE:H	1:111:A:LYS:HG2	9	1.51
(1,1659)	1:74:A:LEU:HB2	1:107:A:MET:HE1	19	1.51
(1,1259)	1:99:A:LYS:HD3	1:96:A:ASP:HB2	15	1.51
(1,816)	1:67:A:LEU:HG	1:68:A:ARG:HD3	10	1.51
(1,2081)	1:147:A:VAL:H	1:148:A:LEU:HB3	5	1.5
(1,1659)	1:74:A:LEU:HB2	1:107:A:MET:HE1	4	1.5
(1,1659)	1:74:A:LEU:HB2	1:107:A:MET:HE1	6	1.5
(1,1659)	1:74:A:LEU:HB2	1:107:A:MET:HE1	8	1.5
(1,1659)	1:74:A:LEU:HB2	1:107:A:MET:HE1	14	1.5
(1,1659)	1:74:A:LEU:HB2	1:107:A:MET:HE1	17	1.5
(1,800)	1:68:A:ARG:HD3	1:64:A:GLN:HB2	3	1.5
(1,682)	1:71:A:LEU:HD21	1:75:A:TRP:HB3	6	1.5
(1,192)	1:120:A:TRP:HE3	1:120:A:TRP:HB3	1	1.5
(1,2081)	1:147:A:VAL:H	1:148:A:LEU:HB3	2	1.49
(1,2081)	1:147:A:VAL:H	1:148:A:LEU:HB3	4	1.49
(1,2081)	1:147:A:VAL:H	1:148:A:LEU:HB3	8	1.49
(1,2081)	1:147:A:VAL:H	1:148:A:LEU:HB3	10	1.49
(1,2081)	1:147:A:VAL:H	1:148:A:LEU:HB3	11	1.49
(1,2081)	1:147:A:VAL:H	1:148:A:LEU:HB3	12	1.49
(1,2081)	1:147:A:VAL:H	1:148:A:LEU:HB3	13	1.49
(1,2081)	1:147:A:VAL:H	1:148:A:LEU:HB3	14	1.49
(1,1659)	1:74:A:LEU:HB2	1:107:A:MET:HE1	1	1.49
(1,1659)	1:74:A:LEU:HB2	1:107:A:MET:HE1	5	1.49
(1,1659)	1:74:A:LEU:HB2	1:107:A:MET:HE1	9	1.49
(1,1659)	1:74:A:LEU:HB2	1:107:A:MET:HE1	10	1.49
(1,1659)	1:74:A:LEU:HB2	1:107:A:MET:HE1	12	1.49
(1,1405)	1:99:A:LYS:HB3	1:99:A:LYS:HE3	11	1.49
(1,1259)	1:99:A:LYS:HD3	1:96:A:ASP:HB2	11	1.49

Continued on next page...

Continued from previous page...

Key	Atom-1	Atom-2	Model ID	Violation (Å)
(1,875)	1:109:A:THR:HG21	1:112:A:LYS:HB3	19	1.49
(1,682)	1:71:A:LEU:HD21	1:75:A:TRP:HB3	2	1.49
(1,682)	1:71:A:LEU:HD21	1:75:A:TRP:HB3	4	1.49
(1,682)	1:71:A:LEU:HD21	1:75:A:TRP:HB3	5	1.49
(1,2131)	1:110:A:ILE:H	1:111:A:LYS:HG2	13	1.48
(1,2131)	1:110:A:ILE:H	1:111:A:LYS:HG2	16	1.48
(1,2081)	1:147:A:VAL:H	1:148:A:LEU:HB3	1	1.48
(1,2081)	1:147:A:VAL:H	1:148:A:LEU:HB3	3	1.48
(1,2081)	1:147:A:VAL:H	1:148:A:LEU:HB3	9	1.48
(1,2081)	1:147:A:VAL:H	1:148:A:LEU:HB3	16	1.48
(1,1659)	1:74:A:LEU:HB2	1:107:A:MET:HE1	2	1.48
(1,1659)	1:74:A:LEU:HB2	1:107:A:MET:HE1	15	1.48
(1,1594)	1:113:A:ARG:HD3	1:109:A:THR:HG21	2	1.48
(1,1341)	1:53:A:PRO:HD3	1:54:A:ASN:HB2	5	1.48
(1,682)	1:71:A:LEU:HD21	1:75:A:TRP:HB3	17	1.48
(1,2081)	1:147:A:VAL:H	1:148:A:LEU:HB3	7	1.47
(1,2081)	1:147:A:VAL:H	1:148:A:LEU:HB3	15	1.47
(1,2081)	1:147:A:VAL:H	1:148:A:LEU:HB3	18	1.47
(1,1659)	1:74:A:LEU:HB2	1:107:A:MET:HE1	13	1.47
(1,1659)	1:74:A:LEU:HB2	1:107:A:MET:HE1	18	1.47
(1,682)	1:71:A:LEU:HD21	1:75:A:TRP:HB3	7	1.47
(1,2081)	1:147:A:VAL:H	1:148:A:LEU:HB3	6	1.46
(1,2081)	1:147:A:VAL:H	1:148:A:LEU:HB3	17	1.46
(1,1659)	1:74:A:LEU:HB2	1:107:A:MET:HE1	7	1.46
(1,1659)	1:74:A:LEU:HB2	1:107:A:MET:HE1	20	1.46
(1,682)	1:71:A:LEU:HD21	1:75:A:TRP:HB3	8	1.46
(1,682)	1:71:A:LEU:HD21	1:75:A:TRP:HB3	9	1.46
(1,682)	1:71:A:LEU:HD21	1:75:A:TRP:HB3	13	1.46
(1,2081)	1:147:A:VAL:H	1:148:A:LEU:HB3	20	1.45
(1,1695)	1:99:A:LYS:HB3	1:100:A:ILE:HD11	4	1.45
(1,1695)	1:99:A:LYS:HB3	1:100:A:ILE:HD11	18	1.45
(1,1659)	1:74:A:LEU:HB2	1:107:A:MET:HE1	3	1.45
(1,800)	1:68:A:ARG:HD3	1:64:A:GLN:HB2	10	1.45
(1,2063)	1:109:A:THR:H	1:111:A:LYS:HG2	4	1.44
(1,2063)	1:109:A:THR:H	1:111:A:LYS:HG2	11	1.44
(1,1659)	1:74:A:LEU:HB2	1:107:A:MET:HE1	11	1.44
(1,1594)	1:113:A:ARG:HD3	1:109:A:THR:HG21	1	1.44
(1,1695)	1:99:A:LYS:HB3	1:100:A:ILE:HD11	5	1.43
(1,1659)	1:74:A:LEU:HB2	1:107:A:MET:HE1	16	1.43
(1,1594)	1:113:A:ARG:HD3	1:109:A:THR:HG21	11	1.43
(1,2063)	1:109:A:THR:H	1:111:A:LYS:HG2	2	1.42
(1,2063)	1:109:A:THR:H	1:111:A:LYS:HG2	5	1.42

Continued on next page...

Continued from previous page...

Key	Atom-1	Atom-2	Model ID	Violation (Å)
(1,1695)	1:99:A:LYS:HB3	1:100:A:ILE:HD11	12	1.42
(1,682)	1:71:A:LEU:HD21	1:75:A:TRP:HB3	18	1.42
(1,261)	1:112:A:LYS:HB3	1:109:A:THR:HA	20	1.42
(1,1695)	1:99:A:LYS:HB3	1:100:A:ILE:HD11	9	1.41
(1,1695)	1:99:A:LYS:HB3	1:100:A:ILE:HD11	20	1.41
(1,1342)	1:53:A:PRO:HD3	1:54:A:ASN:HB3	12	1.41
(1,837)	1:79:A:PHE:HD1	1:78:A:GLN:HB3	15	1.41
(1,2063)	1:109:A:THR:H	1:111:A:LYS:HG2	3	1.4
(1,2063)	1:109:A:THR:H	1:111:A:LYS:HG2	7	1.4
(1,2063)	1:109:A:THR:H	1:111:A:LYS:HG2	16	1.4
(1,1695)	1:99:A:LYS:HB3	1:100:A:ILE:HD11	13	1.4
(1,1341)	1:53:A:PRO:HD3	1:54:A:ASN:HB2	4	1.4
(1,2362)	1:90:A:VAL:H	1:90:A:VAL:HG11	15	1.39
(1,2131)	1:110:A:ILE:H	1:111:A:LYS:HG2	14	1.39
(1,2081)	1:147:A:VAL:H	1:148:A:LEU:HB3	19	1.39
(1,1594)	1:113:A:ARG:HD3	1:109:A:THR:HG21	17	1.38
(1,837)	1:79:A:PHE:HD1	1:78:A:GLN:HB3	16	1.38
(1,816)	1:67:A:LEU:HG	1:68:A:ARG:HD3	15	1.36
(1,682)	1:71:A:LEU:HD21	1:75:A:TRP:HB3	11	1.36
(1,2063)	1:109:A:THR:H	1:111:A:LYS:HG2	8	1.35
(1,2063)	1:109:A:THR:H	1:111:A:LYS:HG2	17	1.35
(1,1695)	1:99:A:LYS:HB3	1:100:A:ILE:HD11	17	1.35
(1,1364)	1:61:A:ASN:HD22	1:167:A:GLU:HG3	20	1.35
(1,1341)	1:53:A:PRO:HD3	1:54:A:ASN:HB2	12	1.35
(1,925)	1:142:A:PRO:HD3	1:141:A:LYS:HG3	20	1.35
(1,261)	1:112:A:LYS:HB3	1:109:A:THR:HA	10	1.35
(1,2581)	1:121:A:ASN:HD22	1:124:A:GLU:HG3	1	1.34
(1,2063)	1:109:A:THR:H	1:111:A:LYS:HG2	13	1.34
(1,2063)	1:109:A:THR:H	1:111:A:LYS:HG2	14	1.34
(1,261)	1:112:A:LYS:HB3	1:109:A:THR:HA	15	1.34
(1,925)	1:142:A:PRO:HD3	1:141:A:LYS:HG3	18	1.33
(1,372)	1:125:A:CYS:HB3	1:114:A:LEU:HD21	8	1.32
(1,925)	1:142:A:PRO:HD3	1:141:A:LYS:HG3	2	1.31
(1,261)	1:112:A:LYS:HB3	1:109:A:THR:HA	18	1.31
(1,2063)	1:109:A:THR:H	1:111:A:LYS:HG2	9	1.3
(1,1136)	1:146:A:ILE:HD11	1:149:A:MET:HB3	9	1.3
(1,372)	1:125:A:CYS:HB3	1:114:A:LEU:HD21	4	1.3
(1,261)	1:112:A:LYS:HB3	1:109:A:THR:HA	2	1.29
(1,261)	1:112:A:LYS:HB3	1:109:A:THR:HA	6	1.29
(1,261)	1:112:A:LYS:HB3	1:109:A:THR:HA	8	1.29
(1,261)	1:112:A:LYS:HB3	1:109:A:THR:HA	19	1.29
(1,236)	1:112:A:LYS:HA	1:112:A:LYS:HD3	1	1.29

Continued on next page...

Continued from previous page...

Key	Atom-1	Atom-2	Model ID	Violation (Å)
(1,1136)	1:146:A:ILE:HD11	1:149:A:MET:HB3	16	1.28
(1,372)	1:125:A:CYS:HB3	1:114:A:LEU:HD21	9	1.28
(1,236)	1:112:A:LYS:HA	1:112:A:LYS:HD3	9	1.28
(1,1695)	1:99:A:LYS:HB3	1:100:A:ILE:HD11	7	1.27
(1,1364)	1:61:A:ASN:HD22	1:167:A:GLU:HG3	13	1.27
(1,1136)	1:146:A:ILE:HD11	1:149:A:MET:HB3	8	1.27
(1,261)	1:112:A:LYS:HB3	1:109:A:THR:HA	4	1.27
(1,1695)	1:99:A:LYS:HB3	1:100:A:ILE:HD11	15	1.26
(1,1538)	1:125:A:CYS:HB3	1:63:A:LEU:HD11	8	1.26
(1,1258)	1:99:A:LYS:HB3	1:96:A:ASP:HB2	18	1.26
(1,1136)	1:146:A:ILE:HD11	1:149:A:MET:HB3	5	1.26
(1,1136)	1:146:A:ILE:HD11	1:149:A:MET:HB3	14	1.26
(1,238)	1:91:A:LYS:HA	1:91:A:LYS:HD3	12	1.26
(1,1136)	1:146:A:ILE:HD11	1:149:A:MET:HB3	13	1.25
(1,875)	1:109:A:THR:HG21	1:112:A:LYS:HB3	20	1.25
(1,261)	1:112:A:LYS:HB3	1:109:A:THR:HA	11	1.25
(1,2581)	1:121:A:ASN:HD22	1:124:A:GLU:HG3	20	1.24
(1,1435)	1:86:A:PRO:HD3	1:85:A:GLN:HB2	5	1.24
(1,1405)	1:99:A:LYS:HB3	1:99:A:LYS:HE3	8	1.24
(1,1258)	1:99:A:LYS:HB3	1:96:A:ASP:HB2	5	1.24
(1,1136)	1:146:A:ILE:HD11	1:149:A:MET:HB3	15	1.24
(1,741)	1:59:A:GLN:HG3	1:121:A:ASN:HA	9	1.24
(1,380)	1:151:A:GLU:HB3	1:148:A:LEU:HD21	18	1.24
(1,380)	1:151:A:GLU:HB3	1:148:A:LEU:HD21	20	1.24
(1,1435)	1:86:A:PRO:HD3	1:85:A:GLN:HB2	11	1.23
(1,1363)	1:167:A:GLU:HG3	1:167:A:GLU:HA	16	1.23
(1,380)	1:151:A:GLU:HB3	1:148:A:LEU:HD21	2	1.23
(1,219)	1:159:A:GLN:HA	1:162:A:ASN:HB3	17	1.23
(2,126)	1:113:A:ARG:HH11	1:128:A:ASP:OD2	3	1.22
(2,126)	1:113:A:ARG:HH12	1:128:A:ASP:OD2	3	1.22
(1,1439)	1:160:A:LYS:HE3	1:159:A:GLN:HB2	19	1.22
(1,1435)	1:86:A:PRO:HD3	1:85:A:GLN:HB2	15	1.22
(1,835)	1:76:A:LYS:HE3	1:73:A:THR:HA	15	1.22
(1,380)	1:151:A:GLU:HB3	1:148:A:LEU:HD21	15	1.22
(1,1545)	1:112:A:LYS:HE3	1:112:A:LYS:HG3	3	1.21
(1,1439)	1:160:A:LYS:HE3	1:159:A:GLN:HB2	17	1.21
(1,1439)	1:160:A:LYS:HE3	1:159:A:GLN:HB2	20	1.21
(1,1435)	1:86:A:PRO:HD3	1:85:A:GLN:HB2	14	1.21
(1,875)	1:109:A:THR:HG21	1:112:A:LYS:HB3	1	1.21
(1,380)	1:151:A:GLU:HB3	1:148:A:LEU:HD21	1	1.21
(1,380)	1:151:A:GLU:HB3	1:148:A:LEU:HD21	6	1.21
(1,380)	1:151:A:GLU:HB3	1:148:A:LEU:HD21	11	1.21

Continued on next page...

Continued from previous page...

Key	Atom-1	Atom-2	Model ID	Violation (Å)
(1,380)	1:151:A:GLU:HB3	1:148:A:LEU:HD21	14	1.21
(1,380)	1:151:A:GLU:HB3	1:148:A:LEU:HD21	16	1.21
(1,380)	1:151:A:GLU:HB3	1:148:A:LEU:HD21	17	1.21
(1,219)	1:159:A:GLN:HA	1:162:A:ASN:HB3	6	1.21
(1,1544)	1:155:A:LYS:HE3	1:155:A:LYS:HG2	5	1.2
(1,1439)	1:160:A:LYS:HE3	1:159:A:GLN:HB2	6	1.2
(1,1439)	1:160:A:LYS:HE3	1:159:A:GLN:HB2	10	1.2
(1,1439)	1:160:A:LYS:HE3	1:159:A:GLN:HB2	11	1.2
(1,1439)	1:160:A:LYS:HE3	1:159:A:GLN:HB2	14	1.2
(1,1136)	1:146:A:ILE:HD11	1:149:A:MET:HB3	10	1.2
(1,1439)	1:160:A:LYS:HE3	1:159:A:GLN:HB2	1	1.19
(1,1439)	1:160:A:LYS:HE3	1:159:A:GLN:HB2	3	1.19
(1,1439)	1:160:A:LYS:HE3	1:159:A:GLN:HB2	5	1.19
(1,1439)	1:160:A:LYS:HE3	1:159:A:GLN:HB2	7	1.19
(1,1439)	1:160:A:LYS:HE3	1:159:A:GLN:HB2	18	1.19
(1,793)	1:59:A:GLN:HA	1:167:A:GLU:HG3	17	1.19
(1,380)	1:151:A:GLU:HB3	1:148:A:LEU:HD21	8	1.19
(1,380)	1:151:A:GLU:HB3	1:148:A:LEU:HD21	9	1.19
(1,380)	1:151:A:GLU:HB3	1:148:A:LEU:HD21	12	1.19
(1,380)	1:151:A:GLU:HB3	1:148:A:LEU:HD21	19	1.19
(1,2581)	1:121:A:ASN:HD22	1:124:A:GLU:HG3	9	1.18
(1,1785)	1:106:A:ASP:H	1:105:A:MET:HG2	16	1.18
(1,1544)	1:155:A:LYS:HE3	1:155:A:LYS:HG2	13	1.18
(1,1439)	1:160:A:LYS:HE3	1:159:A:GLN:HB2	12	1.18
(1,1439)	1:160:A:LYS:HE3	1:159:A:GLN:HB2	13	1.18
(1,1363)	1:167:A:GLU:HG3	1:167:A:GLU:HA	13	1.18
(1,1136)	1:146:A:ILE:HD11	1:149:A:MET:HB3	11	1.18
(1,903)	1:124:A:GLU:HA	1:127:A:GLN:HG3	10	1.18
(1,903)	1:124:A:GLU:HA	1:127:A:GLN:HG3	14	1.18
(1,765)	1:71:A:LEU:HD21	1:107:A:MET:HG3	8	1.18
(1,1256)	1:96:A:ASP:HA	1:99:A:LYS:HB3	11	1.17
(1,903)	1:124:A:GLU:HA	1:127:A:GLN:HG3	3	1.17
(1,800)	1:68:A:ARG:HD3	1:64:A:GLN:HB2	15	1.17
(1,380)	1:151:A:GLU:HB3	1:148:A:LEU:HD21	3	1.17
(1,380)	1:151:A:GLU:HB3	1:148:A:LEU:HD21	4	1.17
(1,380)	1:151:A:GLU:HB3	1:148:A:LEU:HD21	5	1.17
(1,380)	1:151:A:GLU:HB3	1:148:A:LEU:HD21	7	1.17
(1,380)	1:151:A:GLU:HB3	1:148:A:LEU:HD21	10	1.17
(1,261)	1:112:A:LYS:HB3	1:109:A:THR:HA	1	1.17
(1,193)	1:75:A:TRP:HE3	1:75:A:TRP:HB3	1	1.17
(1,193)	1:75:A:TRP:HE3	1:75:A:TRP:HB3	14	1.17
(1,193)	1:75:A:TRP:HE3	1:75:A:TRP:HB3	15	1.17

Continued on next page...

Continued from previous page...

Key	Atom-1	Atom-2	Model ID	Violation (Å)
(1,1657)	1:132:A:MET:HE1	1:132:A:MET:HG3	4	1.16
(1,1657)	1:132:A:MET:HE1	1:132:A:MET:HG3	5	1.16
(1,1657)	1:132:A:MET:HE1	1:132:A:MET:HG3	12	1.16
(1,1657)	1:132:A:MET:HE1	1:132:A:MET:HG3	13	1.16
(1,1363)	1:167:A:GLU:HG3	1:167:A:GLU:HA	5	1.16
(1,1363)	1:167:A:GLU:HG3	1:167:A:GLU:HA	19	1.16
(1,1258)	1:99:A:LYS:HB3	1:96:A:ASP:HB2	12	1.16
(1,925)	1:142:A:PRO:HD3	1:141:A:LYS:HG3	6	1.16
(1,835)	1:76:A:LYS:HE3	1:73:A:THR:HA	19	1.16
(1,765)	1:71:A:LEU:HD21	1:107:A:MET:HG3	17	1.16
(1,380)	1:151:A:GLU:HB3	1:148:A:LEU:HD21	13	1.16
(1,193)	1:75:A:TRP:HE3	1:75:A:TRP:HB3	12	1.16
(1,193)	1:75:A:TRP:HE3	1:75:A:TRP:HB3	20	1.16
(2,126)	1:113:A:ARG:HH11	1:128:A:ASP:OD2	8	1.15
(2,126)	1:113:A:ARG:HH12	1:128:A:ASP:OD2	8	1.15
(1,2604)	1:85:A:GLN:H	1:85:A:GLN:HE22	6	1.15
(1,2604)	1:85:A:GLN:H	1:85:A:GLN:HE22	17	1.15
(1,2581)	1:121:A:ASN:HD22	1:124:A:GLU:HG3	13	1.15
(1,1657)	1:132:A:MET:HE1	1:132:A:MET:HG3	2	1.15
(1,1657)	1:132:A:MET:HE1	1:132:A:MET:HG3	6	1.15
(1,1657)	1:132:A:MET:HE1	1:132:A:MET:HG3	8	1.15
(1,1657)	1:132:A:MET:HE1	1:132:A:MET:HG3	14	1.15
(1,1657)	1:132:A:MET:HE1	1:132:A:MET:HG3	15	1.15
(1,1657)	1:132:A:MET:HE1	1:132:A:MET:HG3	17	1.15
(1,1657)	1:132:A:MET:HE1	1:132:A:MET:HG3	19	1.15
(1,1538)	1:125:A:CYS:HB3	1:63:A:LEU:HD11	4	1.15
(1,1439)	1:160:A:LYS:HE3	1:159:A:GLN:HB2	9	1.15
(1,1141)	1:149:A:MET:HB3	1:146:A:ILE:HA	16	1.15
(1,902)	1:130:A:ASN:HB3	1:127:A:GLN:HB2	6	1.15
(1,236)	1:112:A:LYS:HA	1:112:A:LYS:HD3	20	1.15
(1,193)	1:75:A:TRP:HE3	1:75:A:TRP:HB3	2	1.15
(1,193)	1:75:A:TRP:HE3	1:75:A:TRP:HB3	4	1.15
(1,193)	1:75:A:TRP:HE3	1:75:A:TRP:HB3	19	1.15
(1,1657)	1:132:A:MET:HE1	1:132:A:MET:HG3	1	1.14
(1,1657)	1:132:A:MET:HE1	1:132:A:MET:HG3	3	1.14
(1,1657)	1:132:A:MET:HE1	1:132:A:MET:HG3	9	1.14
(1,1657)	1:132:A:MET:HE1	1:132:A:MET:HG3	10	1.14
(1,1657)	1:132:A:MET:HE1	1:132:A:MET:HG3	16	1.14
(1,1439)	1:160:A:LYS:HE3	1:159:A:GLN:HB2	2	1.14
(1,1136)	1:146:A:ILE:HD11	1:149:A:MET:HB3	4	1.14
(1,960)	1:160:A:LYS:HD3	1:159:A:GLN:HB2	3	1.14
(1,960)	1:160:A:LYS:HD3	1:159:A:GLN:HB2	19	1.14

Continued on next page...

Continued from previous page...

Key	Atom-1	Atom-2	Model ID	Violation (Å)
(1,193)	1:75:A:TRP:HE3	1:75:A:TRP:HB3	5	1.14
(1,193)	1:75:A:TRP:HE3	1:75:A:TRP:HB3	6	1.14
(1,193)	1:75:A:TRP:HE3	1:75:A:TRP:HB3	9	1.14
(1,193)	1:75:A:TRP:HE3	1:75:A:TRP:HB3	10	1.14
(1,2581)	1:121:A:ASN:HD22	1:124:A:GLU:HG3	11	1.13
(1,1695)	1:99:A:LYS:HB3	1:100:A:ILE:HD11	11	1.13
(1,1439)	1:160:A:LYS:HE3	1:159:A:GLN:HB2	4	1.13
(1,1363)	1:167:A:GLU:HG3	1:167:A:GLU:HA	3	1.13
(1,1231)	1:92:A:LEU:HD11	1:92:A:LEU:HB3	16	1.13
(1,960)	1:160:A:LYS:HD3	1:159:A:GLN:HB2	11	1.13
(1,960)	1:160:A:LYS:HD3	1:159:A:GLN:HB2	17	1.13
(1,960)	1:160:A:LYS:HD3	1:159:A:GLN:HB2	20	1.13
(1,925)	1:142:A:PRO:HD3	1:141:A:LYS:HG3	14	1.13
(1,809)	1:64:A:GLN:HG3	1:61:A:ASN:HA	8	1.13
(1,765)	1:71:A:LEU:HD21	1:107:A:MET:HG3	4	1.13
(1,765)	1:71:A:LEU:HD21	1:107:A:MET:HG3	6	1.13
(1,765)	1:71:A:LEU:HD21	1:107:A:MET:HG3	14	1.13
(1,682)	1:71:A:LEU:HD21	1:75:A:TRP:HB3	3	1.13
(1,193)	1:75:A:TRP:HE3	1:75:A:TRP:HB3	8	1.13
(1,193)	1:75:A:TRP:HE3	1:75:A:TRP:HB3	16	1.13
(1,193)	1:75:A:TRP:HE3	1:75:A:TRP:HB3	17	1.13
(1,1439)	1:160:A:LYS:HE3	1:159:A:GLN:HB2	8	1.12
(1,1156)	1:135:A:ASN:HB2	1:132:A:MET:HA	18	1.12
(1,1136)	1:146:A:ILE:HD11	1:149:A:MET:HB3	2	1.12
(1,1136)	1:146:A:ILE:HD11	1:149:A:MET:HB3	20	1.12
(1,960)	1:160:A:LYS:HD3	1:159:A:GLN:HB2	6	1.12
(1,960)	1:160:A:LYS:HD3	1:159:A:GLN:HB2	7	1.12
(1,960)	1:160:A:LYS:HD3	1:159:A:GLN:HB2	10	1.12
(1,960)	1:160:A:LYS:HD3	1:159:A:GLN:HB2	12	1.12
(1,238)	1:91:A:LYS:HA	1:91:A:LYS:HD3	15	1.12
(1,193)	1:75:A:TRP:HE3	1:75:A:TRP:HB3	11	1.12
(1,193)	1:75:A:TRP:HE3	1:75:A:TRP:HB3	13	1.12
(1,193)	1:75:A:TRP:HE3	1:75:A:TRP:HB3	18	1.12
(1,2581)	1:121:A:ASN:HD22	1:124:A:GLU:HG3	15	1.11
(1,1544)	1:155:A:LYS:HE3	1:155:A:LYS:HG2	14	1.11
(1,1231)	1:92:A:LEU:HD11	1:92:A:LEU:HB3	3	1.11
(1,960)	1:160:A:LYS:HD3	1:159:A:GLN:HB2	14	1.11
(1,960)	1:160:A:LYS:HD3	1:159:A:GLN:HB2	18	1.11
(1,238)	1:91:A:LYS:HA	1:91:A:LYS:HD3	9	1.11
(1,193)	1:75:A:TRP:HE3	1:75:A:TRP:HB3	7	1.11
(1,1231)	1:92:A:LEU:HD11	1:92:A:LEU:HB3	1	1.1
(1,1156)	1:135:A:ASN:HB2	1:132:A:MET:HA	3	1.1

Continued on next page...

Continued from previous page...

Key	Atom-1	Atom-2	Model ID	Violation (Å)
(1,1141)	1:149:A:MET:HB3	1:146:A:ILE:HA	8	1.1
(1,1136)	1:146:A:ILE:HD11	1:149:A:MET:HB3	3	1.1
(1,960)	1:160:A:LYS:HD3	1:159:A:GLN:HB2	13	1.1
(1,903)	1:124:A:GLU:HA	1:127:A:GLN:HG3	11	1.1
(1,765)	1:71:A:LEU:HD21	1:107:A:MET:HG3	19	1.1
(2,126)	1:113:A:ARG:HH11	1:128:A:ASP:OD2	14	1.09
(2,126)	1:113:A:ARG:HH12	1:128:A:ASP:OD2	14	1.09
(2,126)	1:113:A:ARG:HH11	1:128:A:ASP:OD2	15	1.09
(2,126)	1:113:A:ARG:HH12	1:128:A:ASP:OD2	15	1.09
(1,1439)	1:160:A:LYS:HE3	1:159:A:GLN:HB2	15	1.09
(1,1258)	1:99:A:LYS:HB3	1:96:A:ASP:HB2	20	1.09
(1,1231)	1:92:A:LEU:HD11	1:92:A:LEU:HB3	2	1.09
(1,1231)	1:92:A:LEU:HD11	1:92:A:LEU:HB3	4	1.09
(1,1231)	1:92:A:LEU:HD11	1:92:A:LEU:HB3	20	1.09
(1,1156)	1:135:A:ASN:HB2	1:132:A:MET:HA	2	1.09
(1,1141)	1:149:A:MET:HB3	1:146:A:ILE:HA	5	1.09
(1,1141)	1:149:A:MET:HB3	1:146:A:ILE:HA	9	1.09
(1,1141)	1:149:A:MET:HB3	1:146:A:ILE:HA	14	1.09
(1,1136)	1:146:A:ILE:HD11	1:149:A:MET:HB3	12	1.09
(1,1136)	1:146:A:ILE:HD11	1:149:A:MET:HB3	19	1.09
(1,960)	1:160:A:LYS:HD3	1:159:A:GLN:HB2	1	1.09
(1,925)	1:142:A:PRO:HD3	1:141:A:LYS:HG3	1	1.09
(1,925)	1:142:A:PRO:HD3	1:141:A:LYS:HG3	15	1.09
(1,765)	1:71:A:LEU:HD21	1:107:A:MET:HG3	5	1.09
(1,261)	1:112:A:LYS:HB3	1:109:A:THR:HA	9	1.09
(1,2581)	1:121:A:ASN:HD22	1:124:A:GLU:HG3	16	1.08
(1,1778)	1:111:A:LYS:H	1:111:A:LYS:HD3	7	1.08
(1,1538)	1:125:A:CYS:HB3	1:63:A:LEU:HD11	9	1.08
(1,1439)	1:160:A:LYS:HE3	1:159:A:GLN:HB2	16	1.08
(1,1231)	1:92:A:LEU:HD11	1:92:A:LEU:HB3	7	1.08
(1,1231)	1:92:A:LEU:HD11	1:92:A:LEU:HB3	8	1.08
(1,1231)	1:92:A:LEU:HD11	1:92:A:LEU:HB3	10	1.08
(1,1156)	1:135:A:ASN:HB2	1:132:A:MET:HA	15	1.08
(1,1141)	1:149:A:MET:HB3	1:146:A:ILE:HA	15	1.08
(1,960)	1:160:A:LYS:HD3	1:159:A:GLN:HB2	4	1.08
(1,238)	1:91:A:LYS:HA	1:91:A:LYS:HD3	13	1.08
(2,126)	1:113:A:ARG:HH11	1:128:A:ASP:OD2	5	1.07
(2,126)	1:113:A:ARG:HH12	1:128:A:ASP:OD2	5	1.07
(1,2604)	1:85:A:GLN:H	1:85:A:GLN:HE22	20	1.07
(1,1566)	1:60:A:THR:HG21	1:64:A:GLN:HG3	8	1.07
(1,1258)	1:99:A:LYS:HB3	1:96:A:ASP:HB2	4	1.07
(1,1256)	1:96:A:ASP:HA	1:99:A:LYS:HB3	15	1.07

Continued on next page...

Continued from previous page...

Key	Atom-1	Atom-2	Model ID	Violation (Å)
(1,1231)	1:92:A:LEU:HD11	1:92:A:LEU:HB3	6	1.07
(1,1141)	1:149:A:MET:HB3	1:146:A:ILE:HA	13	1.07
(1,960)	1:160:A:LYS:HD3	1:159:A:GLN:HB2	2	1.07
(1,960)	1:160:A:LYS:HD3	1:159:A:GLN:HB2	5	1.07
(1,852)	1:99:A:LYS:HA	1:99:A:LYS:HE3	15	1.07
(1,765)	1:71:A:LEU:HD21	1:107:A:MET:HG3	2	1.07
(1,274)	1:104:A:PRO:HG2	1:104:A:PRO:HA	2	1.07
(1,274)	1:104:A:PRO:HG2	1:104:A:PRO:HA	3	1.07
(1,274)	1:104:A:PRO:HG2	1:104:A:PRO:HA	15	1.07
(1,274)	1:104:A:PRO:HG2	1:104:A:PRO:HA	18	1.07
(1,1778)	1:111:A:LYS:H	1:111:A:LYS:HD3	16	1.06
(1,1258)	1:99:A:LYS:HB3	1:96:A:ASP:HB2	11	1.06
(1,1231)	1:92:A:LEU:HD11	1:92:A:LEU:HB3	5	1.06
(1,1231)	1:92:A:LEU:HD11	1:92:A:LEU:HB3	19	1.06
(1,1156)	1:135:A:ASN:HB2	1:132:A:MET:HA	9	1.06
(1,1136)	1:146:A:ILE:HD11	1:149:A:MET:HB3	18	1.06
(1,765)	1:71:A:LEU:HD21	1:107:A:MET:HG3	1	1.06
(1,274)	1:104:A:PRO:HG2	1:104:A:PRO:HA	9	1.06
(1,266)	1:72:A:LYS:HB2	1:69:A:VAL:HA	1	1.06
(1,266)	1:72:A:LYS:HB2	1:69:A:VAL:HA	2	1.06
(1,238)	1:91:A:LYS:HA	1:91:A:LYS:HD3	20	1.06
(2,126)	1:113:A:ARG:HH11	1:128:A:ASP:OD2	9	1.05
(2,126)	1:113:A:ARG:HH12	1:128:A:ASP:OD2	9	1.05
(1,2208)	1:162:A:ASN:H	1:162:A:ASN:HB3	17	1.05
(1,1561)	1:63:A:LEU:HB2	1:63:A:LEU:HD21	4	1.05
(1,1231)	1:92:A:LEU:HD11	1:92:A:LEU:HB3	13	1.05
(1,1231)	1:92:A:LEU:HD11	1:92:A:LEU:HB3	17	1.05
(1,960)	1:160:A:LYS:HD3	1:159:A:GLN:HB2	8	1.05
(1,925)	1:142:A:PRO:HD3	1:141:A:LYS:HG3	3	1.05
(1,925)	1:142:A:PRO:HD3	1:141:A:LYS:HG3	9	1.05
(2,126)	1:113:A:ARG:HH11	1:128:A:ASP:OD2	12	1.04
(2,126)	1:113:A:ARG:HH12	1:128:A:ASP:OD2	12	1.04
(1,1647)	1:101:A:ILE:HG21	1:104:A:PRO:HD2	5	1.04
(1,1647)	1:101:A:ILE:HG21	1:104:A:PRO:HD2	16	1.04
(1,1231)	1:92:A:LEU:HD11	1:92:A:LEU:HB3	11	1.04
(1,1231)	1:92:A:LEU:HD11	1:92:A:LEU:HB3	18	1.04
(1,1141)	1:149:A:MET:HB3	1:146:A:ILE:HA	10	1.04
(1,1014)	1:155:A:LYS:HE3	1:155:A:LYS:HB3	16	1.04
(1,925)	1:142:A:PRO:HD3	1:141:A:LYS:HG3	8	1.04
(1,800)	1:68:A:ARG:HD3	1:64:A:GLN:HB2	17	1.04
(1,765)	1:71:A:LEU:HD21	1:107:A:MET:HG3	7	1.04
(1,765)	1:71:A:LEU:HD21	1:107:A:MET:HG3	10	1.04

Continued on next page...

Continued from previous page...

Key	Atom-1	Atom-2	Model ID	Violation (Å)
(1,765)	1:71:A:LEU:HD21	1:107:A:MET:HG3	13	1.04
(1,741)	1:59:A:GLN:HG3	1:121:A:ASN:HA	4	1.04
(1,648)	1:112:A:LYS:HE3	1:109:A:THR:HA	16	1.04
(1,274)	1:104:A:PRO:HG2	1:104:A:PRO:HA	4	1.04
(1,274)	1:104:A:PRO:HG2	1:104:A:PRO:HA	5	1.04
(1,274)	1:104:A:PRO:HG2	1:104:A:PRO:HA	6	1.04
(1,274)	1:104:A:PRO:HG2	1:104:A:PRO:HA	7	1.04
(1,274)	1:104:A:PRO:HG2	1:104:A:PRO:HA	8	1.04
(1,274)	1:104:A:PRO:HG2	1:104:A:PRO:HA	12	1.04
(1,274)	1:104:A:PRO:HG2	1:104:A:PRO:HA	13	1.04
(1,274)	1:104:A:PRO:HG2	1:104:A:PRO:HA	17	1.04
(1,274)	1:104:A:PRO:HG2	1:104:A:PRO:HA	20	1.04
(1,266)	1:72:A:LYS:HB2	1:69:A:VAL:HA	8	1.04
(2,126)	1:113:A:ARG:HH11	1:128:A:ASP:OD2	18	1.03
(2,126)	1:113:A:ARG:HH12	1:128:A:ASP:OD2	18	1.03
(2,126)	1:113:A:ARG:HH11	1:128:A:ASP:OD2	19	1.03
(2,126)	1:113:A:ARG:HH12	1:128:A:ASP:OD2	19	1.03
(1,2389)	1:158:A:LEU:H	1:154:A:GLU:HB2	9	1.03
(1,2208)	1:162:A:ASN:H	1:162:A:ASN:HB3	6	1.03
(1,1647)	1:101:A:ILE:HG21	1:104:A:PRO:HD2	6	1.03
(1,1647)	1:101:A:ILE:HG21	1:104:A:PRO:HD2	11	1.03
(1,1647)	1:101:A:ILE:HG21	1:104:A:PRO:HD2	12	1.03
(1,1647)	1:101:A:ILE:HG21	1:104:A:PRO:HD2	14	1.03
(1,1647)	1:101:A:ILE:HG21	1:104:A:PRO:HD2	20	1.03
(1,1561)	1:63:A:LEU:HB2	1:63:A:LEU:HD21	17	1.03
(1,1259)	1:99:A:LYS:HD3	1:96:A:ASP:HB2	6	1.03
(1,1231)	1:92:A:LEU:HD11	1:92:A:LEU:HB3	9	1.03
(1,1141)	1:149:A:MET:HB3	1:146:A:ILE:HA	11	1.03
(1,960)	1:160:A:LYS:HD3	1:159:A:GLN:HB2	9	1.03
(1,925)	1:142:A:PRO:HD3	1:141:A:LYS:HG3	5	1.03
(1,925)	1:142:A:PRO:HD3	1:141:A:LYS:HG3	13	1.03
(1,925)	1:142:A:PRO:HD3	1:141:A:LYS:HG3	16	1.03
(1,835)	1:76:A:LYS:HE3	1:73:A:THR:HA	14	1.03
(1,800)	1:68:A:ARG:HD3	1:64:A:GLN:HB2	6	1.03
(1,800)	1:68:A:ARG:HD3	1:64:A:GLN:HB2	11	1.03
(1,800)	1:68:A:ARG:HD3	1:64:A:GLN:HB2	13	1.03
(1,648)	1:112:A:LYS:HE3	1:109:A:THR:HA	14	1.03
(1,375)	1:74:A:LEU:HD21	1:153:A:LEU:HB2	5	1.03
(1,375)	1:74:A:LEU:HD21	1:153:A:LEU:HB2	6	1.03
(1,375)	1:74:A:LEU:HD21	1:153:A:LEU:HB2	8	1.03
(1,375)	1:74:A:LEU:HD21	1:153:A:LEU:HB2	10	1.03
(1,375)	1:74:A:LEU:HD21	1:153:A:LEU:HB2	18	1.03

Continued on next page...

Continued from previous page...

Key	Atom-1	Atom-2	Model ID	Violation (Å)
(1,375)	1:74:A:LEU:HD21	1:153:A:LEU:HB2	20	1.03
(1,274)	1:104:A:PRO:HG2	1:104:A:PRO:HA	1	1.03
(1,274)	1:104:A:PRO:HG2	1:104:A:PRO:HA	10	1.03
(1,274)	1:104:A:PRO:HG2	1:104:A:PRO:HA	14	1.03
(1,274)	1:104:A:PRO:HG2	1:104:A:PRO:HA	16	1.03
(1,274)	1:104:A:PRO:HG2	1:104:A:PRO:HA	19	1.03
(1,266)	1:72:A:LYS:HB2	1:69:A:VAL:HA	4	1.03
(1,193)	1:75:A:TRP:HE3	1:75:A:TRP:HB3	3	1.03
(1,2581)	1:121:A:ASN:HD22	1:124:A:GLU:HG3	3	1.02
(1,2389)	1:158:A:LEU:H	1:154:A:GLU:HB2	2	1.02
(1,2389)	1:158:A:LEU:H	1:154:A:GLU:HB2	19	1.02
(1,1647)	1:101:A:ILE:HG21	1:104:A:PRO:HD2	2	1.02
(1,1647)	1:101:A:ILE:HG21	1:104:A:PRO:HD2	4	1.02
(1,1647)	1:101:A:ILE:HG21	1:104:A:PRO:HD2	7	1.02
(1,1647)	1:101:A:ILE:HG21	1:104:A:PRO:HD2	8	1.02
(1,1647)	1:101:A:ILE:HG21	1:104:A:PRO:HD2	13	1.02
(1,1647)	1:101:A:ILE:HG21	1:104:A:PRO:HD2	19	1.02
(1,1561)	1:63:A:LEU:HB2	1:63:A:LEU:HD21	5	1.02
(1,1561)	1:63:A:LEU:HB2	1:63:A:LEU:HD21	7	1.02
(1,1561)	1:63:A:LEU:HB2	1:63:A:LEU:HD21	9	1.02
(1,1561)	1:63:A:LEU:HB2	1:63:A:LEU:HD21	12	1.02
(1,1409)	1:79:A:PHE:HD1	1:78:A:GLN:HG3	14	1.02
(1,1259)	1:99:A:LYS:HD3	1:96:A:ASP:HB2	3	1.02
(1,1256)	1:96:A:ASP:HA	1:99:A:LYS:HB3	8	1.02
(1,1231)	1:92:A:LEU:HD11	1:92:A:LEU:HB3	14	1.02
(1,960)	1:160:A:LYS:HD3	1:159:A:GLN:HB2	15	1.02
(1,800)	1:68:A:ARG:HD3	1:64:A:GLN:HB2	5	1.02
(1,800)	1:68:A:ARG:HD3	1:64:A:GLN:HB2	7	1.02
(1,800)	1:68:A:ARG:HD3	1:64:A:GLN:HB2	12	1.02
(1,800)	1:68:A:ARG:HD3	1:64:A:GLN:HB2	14	1.02
(1,765)	1:71:A:LEU:HD21	1:107:A:MET:HG3	3	1.02
(1,765)	1:71:A:LEU:HD21	1:107:A:MET:HG3	12	1.02
(1,765)	1:71:A:LEU:HD21	1:107:A:MET:HG3	18	1.02
(1,375)	1:74:A:LEU:HD21	1:153:A:LEU:HB2	14	1.02
(1,375)	1:74:A:LEU:HD21	1:153:A:LEU:HB2	17	1.02
(1,274)	1:104:A:PRO:HG2	1:104:A:PRO:HA	11	1.02
(1,2553)	1:92:A:LEU:H	1:92:A:LEU:HB3	6	1.01
(1,1778)	1:111:A:LYS:H	1:111:A:LYS:HD3	9	1.01
(1,1647)	1:101:A:ILE:HG21	1:104:A:PRO:HD2	1	1.01
(1,1647)	1:101:A:ILE:HG21	1:104:A:PRO:HD2	3	1.01
(1,1647)	1:101:A:ILE:HG21	1:104:A:PRO:HD2	9	1.01
(1,1647)	1:101:A:ILE:HG21	1:104:A:PRO:HD2	10	1.01

Continued on next page...

Continued from previous page...

Key	Atom-1	Atom-2	Model ID	Violation (Å)
(1,1647)	1:101:A:ILE:HG21	1:104:A:PRO:HD2	15	1.01
(1,1647)	1:101:A:ILE:HG21	1:104:A:PRO:HD2	17	1.01
(1,1561)	1:63:A:LEU:HB2	1:63:A:LEU:HD21	6	1.01
(1,1561)	1:63:A:LEU:HB2	1:63:A:LEU:HD21	18	1.01
(1,1561)	1:63:A:LEU:HB2	1:63:A:LEU:HD21	19	1.01
(1,1231)	1:92:A:LEU:HD11	1:92:A:LEU:HB3	12	1.01
(1,1141)	1:149:A:MET:HB3	1:146:A:ILE:HA	4	1.01
(1,960)	1:160:A:LYS:HD3	1:159:A:GLN:HB2	16	1.01
(1,925)	1:142:A:PRO:HD3	1:141:A:LYS:HG3	10	1.01
(1,800)	1:68:A:ARG:HD3	1:64:A:GLN:HB2	2	1.01
(1,800)	1:68:A:ARG:HD3	1:64:A:GLN:HB2	20	1.01
(1,765)	1:71:A:LEU:HD21	1:107:A:MET:HG3	9	1.01
(1,765)	1:71:A:LEU:HD21	1:107:A:MET:HG3	20	1.01
(1,375)	1:74:A:LEU:HD21	1:153:A:LEU:HB2	1	1.01
(1,375)	1:74:A:LEU:HD21	1:153:A:LEU:HB2	2	1.01
(1,375)	1:74:A:LEU:HD21	1:153:A:LEU:HB2	4	1.01
(1,375)	1:74:A:LEU:HD21	1:153:A:LEU:HB2	7	1.01
(1,375)	1:74:A:LEU:HD21	1:153:A:LEU:HB2	12	1.01
(1,375)	1:74:A:LEU:HD21	1:153:A:LEU:HB2	13	1.01
(1,375)	1:74:A:LEU:HD21	1:153:A:LEU:HB2	16	1.01
(1,261)	1:112:A:LYS:HB3	1:109:A:THR:HA	5	1.01
(1,2553)	1:92:A:LEU:H	1:92:A:LEU:HB3	1	1.0
(1,2553)	1:92:A:LEU:H	1:92:A:LEU:HB3	2	1.0
(1,2553)	1:92:A:LEU:H	1:92:A:LEU:HB3	5	1.0
(1,2553)	1:92:A:LEU:H	1:92:A:LEU:HB3	7	1.0
(1,2553)	1:92:A:LEU:H	1:92:A:LEU:HB3	9	1.0
(1,2553)	1:92:A:LEU:H	1:92:A:LEU:HB3	10	1.0
(1,2553)	1:92:A:LEU:H	1:92:A:LEU:HB3	12	1.0
(1,2553)	1:92:A:LEU:H	1:92:A:LEU:HB3	13	1.0
(1,2553)	1:92:A:LEU:H	1:92:A:LEU:HB3	14	1.0
(1,2553)	1:92:A:LEU:H	1:92:A:LEU:HB3	15	1.0
(1,2553)	1:92:A:LEU:H	1:92:A:LEU:HB3	17	1.0
(1,2553)	1:92:A:LEU:H	1:92:A:LEU:HB3	19	1.0
(1,2389)	1:158:A:LEU:H	1:154:A:GLU:HB2	11	1.0
(1,2389)	1:158:A:LEU:H	1:154:A:GLU:HB2	16	1.0
(1,1647)	1:101:A:ILE:HG21	1:104:A:PRO:HD2	18	1.0
(1,1561)	1:63:A:LEU:HB2	1:63:A:LEU:HD21	1	1.0
(1,1561)	1:63:A:LEU:HB2	1:63:A:LEU:HD21	2	1.0
(1,1561)	1:63:A:LEU:HB2	1:63:A:LEU:HD21	8	1.0
(1,1561)	1:63:A:LEU:HB2	1:63:A:LEU:HD21	10	1.0
(1,1231)	1:92:A:LEU:HD11	1:92:A:LEU:HB3	15	1.0
(1,1188)	1:115:A:GLU:HG3	1:115:A:GLU:HA	1	1.0

Continued on next page...

Continued from previous page...

Key	Atom-1	Atom-2	Model ID	Violation (Å)
(1,925)	1:142:A:PRO:HD3	1:141:A:LYS:HG3	11	1.0
(1,807)	1:68:A:ARG:HD3	1:64:A:GLN:HG3	19	1.0
(1,800)	1:68:A:ARG:HD3	1:64:A:GLN:HB2	4	1.0
(1,765)	1:71:A:LEU:HD21	1:107:A:MET:HG3	15	1.0
(1,382)	1:105:A:MET:HG3	1:131:A:THR:HG21	18	1.0
(1,375)	1:74:A:LEU:HD21	1:153:A:LEU:HB2	11	1.0
(1,375)	1:74:A:LEU:HD21	1:153:A:LEU:HB2	15	1.0
(1,238)	1:91:A:LYS:HA	1:91:A:LYS:HD3	2	1.0
(1,2553)	1:92:A:LEU:H	1:92:A:LEU:HB3	3	0.99
(1,2553)	1:92:A:LEU:H	1:92:A:LEU:HB3	4	0.99
(1,2553)	1:92:A:LEU:H	1:92:A:LEU:HB3	8	0.99
(1,2553)	1:92:A:LEU:H	1:92:A:LEU:HB3	11	0.99
(1,2553)	1:92:A:LEU:H	1:92:A:LEU:HB3	18	0.99
(1,2553)	1:92:A:LEU:H	1:92:A:LEU:HB3	20	0.99
(1,2389)	1:158:A:LEU:H	1:154:A:GLU:HB2	4	0.99
(1,2389)	1:158:A:LEU:H	1:154:A:GLU:HB2	12	0.99
(1,2034)	1:85:A:GLN:HE22	1:82:A:PRO:HA	20	0.99
(1,1717)	1:167:A:GLU:HA	1:61:A:ASN:HB3	5	0.99
(1,1561)	1:63:A:LEU:HB2	1:63:A:LEU:HD21	14	0.99
(1,1561)	1:63:A:LEU:HB2	1:63:A:LEU:HD21	16	0.99
(1,1543)	1:155:A:LYS:HE3	1:155:A:LYS:HG3	6	0.99
(1,1543)	1:155:A:LYS:HE3	1:155:A:LYS:HG3	10	0.99
(1,1455)	1:79:A:PHE:HE1	1:78:A:GLN:HB3	15	0.99
(1,1188)	1:115:A:GLU:HG3	1:115:A:GLU:HA	6	0.99
(1,925)	1:142:A:PRO:HD3	1:141:A:LYS:HG3	7	0.99
(1,800)	1:68:A:ARG:HD3	1:64:A:GLN:HB2	16	0.99
(1,765)	1:71:A:LEU:HD21	1:107:A:MET:HG3	11	0.99
(1,382)	1:105:A:MET:HG3	1:131:A:THR:HG21	3	0.99
(1,375)	1:74:A:LEU:HD21	1:153:A:LEU:HB2	19	0.99
(1,238)	1:91:A:LYS:HA	1:91:A:LYS:HD3	6	0.99
(2,126)	1:113:A:ARG:HH11	1:128:A:ASP:OD2	7	0.98
(2,126)	1:113:A:ARG:HH12	1:128:A:ASP:OD2	7	0.98
(1,2553)	1:92:A:LEU:H	1:92:A:LEU:HB3	16	0.98
(1,2389)	1:158:A:LEU:H	1:154:A:GLU:HB2	3	0.98
(1,1561)	1:63:A:LEU:HB2	1:63:A:LEU:HD21	3	0.98
(1,1561)	1:63:A:LEU:HB2	1:63:A:LEU:HD21	13	0.98
(1,1561)	1:63:A:LEU:HB2	1:63:A:LEU:HD21	15	0.98
(1,1545)	1:112:A:LYS:HE3	1:112:A:LYS:HG3	20	0.98
(1,1259)	1:99:A:LYS:HD3	1:96:A:ASP:HB2	16	0.98
(1,1258)	1:99:A:LYS:HB3	1:96:A:ASP:HB2	13	0.98
(1,1255)	1:96:A:ASP:HA	1:99:A:LYS:HD3	19	0.98
(1,1188)	1:115:A:GLU:HG3	1:115:A:GLU:HA	4	0.98

Continued on next page...

Continued from previous page...

Key	Atom-1	Atom-2	Model ID	Violation (Å)
(1,1188)	1:115:A:GLU:HG3	1:115:A:GLU:HA	7	0.98
(1,1188)	1:115:A:GLU:HG3	1:115:A:GLU:HA	13	0.98
(1,1188)	1:115:A:GLU:HG3	1:115:A:GLU:HA	19	0.98
(1,925)	1:142:A:PRO:HD3	1:141:A:LYS:HG3	19	0.98
(1,800)	1:68:A:ARG:HD3	1:64:A:GLN:HB2	9	0.98
(1,375)	1:74:A:LEU:HD21	1:153:A:LEU:HB2	3	0.98
(1,375)	1:74:A:LEU:HD21	1:153:A:LEU:HB2	9	0.98
(1,266)	1:72:A:LYS:HB2	1:69:A:VAL:HA	13	0.98
(1,238)	1:91:A:LYS:HA	1:91:A:LYS:HD3	3	0.98
(1,2389)	1:158:A:LEU:H	1:154:A:GLU:HB2	10	0.97
(1,2389)	1:158:A:LEU:H	1:154:A:GLU:HB2	14	0.97
(1,1561)	1:63:A:LEU:HB2	1:63:A:LEU:HD21	11	0.97
(1,1561)	1:63:A:LEU:HB2	1:63:A:LEU:HD21	20	0.97
(1,1545)	1:112:A:LYS:HE3	1:112:A:LYS:HG3	17	0.97
(1,1188)	1:115:A:GLU:HG3	1:115:A:GLU:HA	10	0.97
(1,1188)	1:115:A:GLU:HG3	1:115:A:GLU:HA	16	0.97
(1,1188)	1:115:A:GLU:HG3	1:115:A:GLU:HA	17	0.97
(1,1141)	1:149:A:MET:HB3	1:146:A:ILE:HA	2	0.97
(1,858)	1:102:A:LYS:HA	1:102:A:LYS:HE3	20	0.97
(1,800)	1:68:A:ARG:HD3	1:64:A:GLN:HB2	18	0.97
(1,765)	1:71:A:LEU:HD21	1:107:A:MET:HG3	16	0.97
(1,648)	1:112:A:LYS:HE3	1:109:A:THR:HA	13	0.97
(1,382)	1:105:A:MET:HG3	1:131:A:THR:HG21	7	0.97
(1,382)	1:105:A:MET:HG3	1:131:A:THR:HG21	20	0.97
(2,126)	1:113:A:ARG:HH11	1:128:A:ASP:OD2	6	0.96
(2,126)	1:113:A:ARG:HH12	1:128:A:ASP:OD2	6	0.96
(1,2389)	1:158:A:LEU:H	1:154:A:GLU:HB2	6	0.96
(1,2389)	1:158:A:LEU:H	1:154:A:GLU:HB2	13	0.96
(1,2389)	1:158:A:LEU:H	1:154:A:GLU:HB2	17	0.96
(1,1455)	1:79:A:PHE:HE1	1:78:A:GLN:HB3	16	0.96
(1,1188)	1:115:A:GLU:HG3	1:115:A:GLU:HA	2	0.96
(1,1188)	1:115:A:GLU:HG3	1:115:A:GLU:HA	11	0.96
(1,1141)	1:149:A:MET:HB3	1:146:A:ILE:HA	20	0.96
(1,386)	1:107:A:MET:HG2	1:107:A:MET:HE1	11	0.96
(1,382)	1:105:A:MET:HG3	1:131:A:THR:HG21	12	0.96
(1,266)	1:72:A:LYS:HB2	1:69:A:VAL:HA	7	0.96
(2,126)	1:113:A:ARG:HH11	1:128:A:ASP:OD2	13	0.95
(2,126)	1:113:A:ARG:HH12	1:128:A:ASP:OD2	13	0.95
(1,2389)	1:158:A:LEU:H	1:154:A:GLU:HB2	5	0.95
(1,2389)	1:158:A:LEU:H	1:154:A:GLU:HB2	7	0.95
(1,2389)	1:158:A:LEU:H	1:154:A:GLU:HB2	8	0.95
(1,2389)	1:158:A:LEU:H	1:154:A:GLU:HB2	18	0.95

Continued on next page...

Continued from previous page...

Key	Atom-1	Atom-2	Model ID	Violation (Å)
(1,1778)	1:111:A:LYS:H	1:111:A:LYS:HD3	19	0.95
(1,1188)	1:115:A:GLU:HG3	1:115:A:GLU:HA	5	0.95
(1,1188)	1:115:A:GLU:HG3	1:115:A:GLU:HA	12	0.95
(1,1188)	1:115:A:GLU:HG3	1:115:A:GLU:HA	14	0.95
(1,998)	1:145:A:ASP:HA	1:148:A:LEU:HB3	10	0.95
(1,998)	1:145:A:ASP:HA	1:148:A:LEU:HB3	14	0.95
(1,858)	1:102:A:LYS:HA	1:102:A:LYS:HE3	6	0.95
(1,489)	1:141:A:LYS:HA	1:141:A:LYS:HD3	12	0.95
(1,386)	1:107:A:MET:HG2	1:107:A:MET:HE1	9	0.95
(1,382)	1:105:A:MET:HG3	1:131:A:THR:HG21	1	0.95
(1,382)	1:105:A:MET:HG3	1:131:A:THR:HG21	6	0.95
(1,382)	1:105:A:MET:HG3	1:131:A:THR:HG21	15	0.95
(1,382)	1:105:A:MET:HG3	1:131:A:THR:HG21	17	0.95
(1,2581)	1:121:A:ASN:HD22	1:124:A:GLU:HG3	10	0.94
(1,2297)	1:149:A:MET:H	1:148:A:LEU:HB3	19	0.94
(1,1778)	1:111:A:LYS:H	1:111:A:LYS:HD3	1	0.94
(1,1405)	1:99:A:LYS:HB3	1:99:A:LYS:HE3	15	0.94
(1,1364)	1:61:A:ASN:HD22	1:167:A:GLU:HG3	10	0.94
(1,1255)	1:96:A:ASP:HA	1:99:A:LYS:HD3	10	0.94
(1,1188)	1:115:A:GLU:HG3	1:115:A:GLU:HA	9	0.94
(1,1188)	1:115:A:GLU:HG3	1:115:A:GLU:HA	15	0.94
(1,1188)	1:115:A:GLU:HG3	1:115:A:GLU:HA	18	0.94
(1,1141)	1:149:A:MET:HB3	1:146:A:ILE:HA	12	0.94
(1,998)	1:145:A:ASP:HA	1:148:A:LEU:HB3	3	0.94
(1,998)	1:145:A:ASP:HA	1:148:A:LEU:HB3	4	0.94
(1,998)	1:145:A:ASP:HA	1:148:A:LEU:HB3	7	0.94
(1,998)	1:145:A:ASP:HA	1:148:A:LEU:HB3	17	0.94
(1,793)	1:59:A:GLN:HA	1:167:A:GLU:HG3	12	0.94
(1,386)	1:107:A:MET:HG2	1:107:A:MET:HE1	18	0.94
(1,386)	1:107:A:MET:HG2	1:107:A:MET:HE1	20	0.94
(1,382)	1:105:A:MET:HG3	1:131:A:THR:HG21	8	0.94
(1,382)	1:105:A:MET:HG3	1:131:A:THR:HG21	9	0.94
(1,382)	1:105:A:MET:HG3	1:131:A:THR:HG21	11	0.94
(1,382)	1:105:A:MET:HG3	1:131:A:THR:HG21	14	0.94
(1,266)	1:72:A:LYS:HB2	1:69:A:VAL:HA	10	0.94
(1,266)	1:72:A:LYS:HB2	1:69:A:VAL:HA	12	0.94
(2,126)	1:113:A:ARG:HH11	1:128:A:ASP:OD2	4	0.93
(2,126)	1:113:A:ARG:HH12	1:128:A:ASP:OD2	4	0.93
(2,126)	1:113:A:ARG:HH11	1:128:A:ASP:OD2	20	0.93
(2,126)	1:113:A:ARG:HH12	1:128:A:ASP:OD2	20	0.93
(1,1405)	1:99:A:LYS:HB3	1:99:A:LYS:HE3	16	0.93
(1,1256)	1:96:A:ASP:HA	1:99:A:LYS:HB3	5	0.93

Continued on next page...

Continued from previous page...

Key	Atom-1	Atom-2	Model ID	Violation (Å)
(1,1141)	1:149:A:MET:HB3	1:146:A:ILE:HA	3	0.93
(1,998)	1:145:A:ASP:HA	1:148:A:LEU:HB3	5	0.93
(1,998)	1:145:A:ASP:HA	1:148:A:LEU:HB3	6	0.93
(1,998)	1:145:A:ASP:HA	1:148:A:LEU:HB3	13	0.93
(1,998)	1:145:A:ASP:HA	1:148:A:LEU:HB3	16	0.93
(1,858)	1:102:A:LYS:HA	1:102:A:LYS:HE3	3	0.93
(1,382)	1:105:A:MET:HG3	1:131:A:THR:HG21	4	0.93
(1,382)	1:105:A:MET:HG3	1:131:A:THR:HG21	10	0.93
(1,382)	1:105:A:MET:HG3	1:131:A:THR:HG21	13	0.93
(1,67)	1:136:A:CYS:HB2	1:137:A:TYR:HD1	19	0.93
(1,2035)	1:76:A:LYS:H	1:76:A:LYS:HE3	15	0.92
(1,1778)	1:111:A:LYS:H	1:111:A:LYS:HD3	2	0.92
(1,1778)	1:111:A:LYS:H	1:111:A:LYS:HD3	6	0.92
(1,1256)	1:96:A:ASP:HA	1:99:A:LYS:HB3	13	0.92
(1,1256)	1:96:A:ASP:HA	1:99:A:LYS:HB3	17	0.92
(1,1255)	1:96:A:ASP:HA	1:99:A:LYS:HD3	14	0.92
(1,998)	1:145:A:ASP:HA	1:148:A:LEU:HB3	1	0.92
(1,998)	1:145:A:ASP:HA	1:148:A:LEU:HB3	11	0.92
(1,998)	1:145:A:ASP:HA	1:148:A:LEU:HB3	12	0.92
(1,998)	1:145:A:ASP:HA	1:148:A:LEU:HB3	19	0.92
(1,925)	1:142:A:PRO:HD3	1:141:A:LYS:HG3	4	0.92
(1,858)	1:102:A:LYS:HA	1:102:A:LYS:HE3	1	0.92
(1,858)	1:102:A:LYS:HA	1:102:A:LYS:HE3	13	0.92
(1,549)	1:111:A:LYS:HB2	1:71:A:LEU:HD21	14	0.92
(1,386)	1:107:A:MET:HG2	1:107:A:MET:HE1	3	0.92
(1,386)	1:107:A:MET:HG2	1:107:A:MET:HE1	16	0.92
(1,2595)	1:85:A:GLN:H	1:85:A:GLN:HG2	15	0.91
(1,2073)	1:167:A:GLU:H	1:167:A:GLU:HG3	5	0.91
(1,1256)	1:96:A:ASP:HA	1:99:A:LYS:HB3	12	0.91
(1,1256)	1:96:A:ASP:HA	1:99:A:LYS:HB3	20	0.91
(1,1188)	1:115:A:GLU:HG3	1:115:A:GLU:HA	8	0.91
(1,1141)	1:149:A:MET:HB3	1:146:A:ILE:HA	19	0.91
(1,1136)	1:146:A:ILE:HD11	1:149:A:MET:HB3	6	0.91
(1,998)	1:145:A:ASP:HA	1:148:A:LEU:HB3	8	0.91
(1,998)	1:145:A:ASP:HA	1:148:A:LEU:HB3	18	0.91
(1,903)	1:124:A:GLU:HA	1:127:A:GLN:HG3	8	0.91
(1,858)	1:102:A:LYS:HA	1:102:A:LYS:HE3	11	0.91
(1,800)	1:68:A:ARG:HD3	1:64:A:GLN:HB2	8	0.91
(1,386)	1:107:A:MET:HG2	1:107:A:MET:HE1	2	0.91
(1,386)	1:107:A:MET:HG2	1:107:A:MET:HE1	5	0.91
(1,386)	1:107:A:MET:HG2	1:107:A:MET:HE1	7	0.91
(1,386)	1:107:A:MET:HG2	1:107:A:MET:HE1	10	0.91

Continued on next page...

Continued from previous page...

Key	Atom-1	Atom-2	Model ID	Violation (Å)
(1,382)	1:105:A:MET:HG3	1:131:A:THR:HG21	5	0.91
(1,2389)	1:158:A:LEU:H	1:154:A:GLU:HB2	15	0.9
(1,1785)	1:106:A:ASP:H	1:105:A:MET:HG2	9	0.9
(1,1778)	1:111:A:LYS:H	1:111:A:LYS:HD3	15	0.9
(1,1544)	1:155:A:LYS:HE3	1:155:A:LYS:HG2	10	0.9
(1,1405)	1:99:A:LYS:HB3	1:99:A:LYS:HE3	6	0.9
(1,1141)	1:149:A:MET:HB3	1:146:A:ILE:HA	18	0.9
(1,1136)	1:146:A:ILE:HD11	1:149:A:MET:HB3	1	0.9
(1,998)	1:145:A:ASP:HA	1:148:A:LEU:HB3	2	0.9
(1,998)	1:145:A:ASP:HA	1:148:A:LEU:HB3	9	0.9
(1,998)	1:145:A:ASP:HA	1:148:A:LEU:HB3	15	0.9
(1,998)	1:145:A:ASP:HA	1:148:A:LEU:HB3	20	0.9
(1,925)	1:142:A:PRO:HD3	1:141:A:LYS:HG3	17	0.9
(1,741)	1:59:A:GLN:HG3	1:121:A:ASN:HA	8	0.9
(1,386)	1:107:A:MET:HG2	1:107:A:MET:HE1	1	0.9
(1,386)	1:107:A:MET:HG2	1:107:A:MET:HE1	4	0.9
(1,386)	1:107:A:MET:HG2	1:107:A:MET:HE1	14	0.9
(1,382)	1:105:A:MET:HG3	1:131:A:THR:HG21	19	0.9
(1,2581)	1:121:A:ASN:HD22	1:124:A:GLU:HG3	8	0.89
(1,2389)	1:158:A:LEU:H	1:154:A:GLU:HB2	1	0.89
(1,2389)	1:158:A:LEU:H	1:154:A:GLU:HB2	20	0.89
(1,1695)	1:99:A:LYS:HB3	1:100:A:ILE:HD11	8	0.89
(1,1544)	1:155:A:LYS:HE3	1:155:A:LYS:HG2	2	0.89
(1,1544)	1:155:A:LYS:HE3	1:155:A:LYS:HG2	6	0.89
(1,1544)	1:155:A:LYS:HE3	1:155:A:LYS:HG2	8	0.89
(1,1544)	1:155:A:LYS:HE3	1:155:A:LYS:HG2	11	0.89
(1,1405)	1:99:A:LYS:HB3	1:99:A:LYS:HE3	3	0.89
(1,1256)	1:96:A:ASP:HA	1:99:A:LYS:HB3	9	0.89
(1,1255)	1:96:A:ASP:HA	1:99:A:LYS:HD3	1	0.89
(1,903)	1:124:A:GLU:HA	1:127:A:GLN:HG3	15	0.89
(1,863)	1:111:A:LYS:HA	1:111:A:LYS:HD3	1	0.89
(1,863)	1:111:A:LYS:HA	1:111:A:LYS:HD3	6	0.89
(1,863)	1:111:A:LYS:HA	1:111:A:LYS:HD3	15	0.89
(1,863)	1:111:A:LYS:HA	1:111:A:LYS:HD3	19	0.89
(1,690)	1:94:A:LEU:HD21	1:95:A:PRO:HD3	10	0.89
(1,386)	1:107:A:MET:HG2	1:107:A:MET:HE1	6	0.89
(1,386)	1:107:A:MET:HG2	1:107:A:MET:HE1	12	0.89
(1,386)	1:107:A:MET:HG2	1:107:A:MET:HE1	13	0.89
(1,386)	1:107:A:MET:HG2	1:107:A:MET:HE1	15	0.89
(1,386)	1:107:A:MET:HG2	1:107:A:MET:HE1	19	0.89
(1,382)	1:105:A:MET:HG3	1:131:A:THR:HG21	2	0.89
(1,266)	1:72:A:LYS:HB2	1:69:A:VAL:HA	3	0.89

Continued on next page...

Continued from previous page...

Key	Atom-1	Atom-2	Model ID	Violation (Å)
(1,2595)	1:85:A:GLN:H	1:85:A:GLN:HG2	11	0.88
(1,2595)	1:85:A:GLN:H	1:85:A:GLN:HG2	14	0.88
(1,1544)	1:155:A:LYS:HE3	1:155:A:LYS:HG2	4	0.88
(1,1544)	1:155:A:LYS:HE3	1:155:A:LYS:HG2	20	0.88
(1,1409)	1:79:A:PHE:HD1	1:78:A:GLN:HG3	15	0.88
(1,1136)	1:146:A:ILE:HD11	1:149:A:MET:HB3	7	0.88
(1,1136)	1:146:A:ILE:HD11	1:149:A:MET:HB3	17	0.88
(1,863)	1:111:A:LYS:HA	1:111:A:LYS:HD3	18	0.88
(1,807)	1:68:A:ARG:HD3	1:64:A:GLN:HG3	1	0.88
(1,386)	1:107:A:MET:HG2	1:107:A:MET:HE1	8	0.88
(1,1785)	1:106:A:ASP:H	1:105:A:MET:HG2	10	0.87
(1,1544)	1:155:A:LYS:HE3	1:155:A:LYS:HG2	15	0.87
(1,1258)	1:99:A:LYS:HB3	1:96:A:ASP:HB2	9	0.87
(1,995)	1:76:A:LYS:HB2	1:73:A:THR:HA	3	0.87
(1,863)	1:111:A:LYS:HA	1:111:A:LYS:HD3	10	0.87
(1,848)	1:91:A:LYS:HA	1:91:A:LYS:HE3	2	0.87
(1,549)	1:111:A:LYS:HB2	1:71:A:LEU:HD21	10	0.87
(1,549)	1:111:A:LYS:HB2	1:71:A:LEU:HD21	17	0.87
(1,405)	1:68:A:ARG:HA	1:68:A:ARG:HD3	15	0.87
(1,1785)	1:106:A:ASP:H	1:105:A:MET:HG2	1	0.86
(1,1785)	1:106:A:ASP:H	1:105:A:MET:HG2	5	0.86
(1,1785)	1:106:A:ASP:H	1:105:A:MET:HG2	20	0.86
(1,1545)	1:112:A:LYS:HE3	1:112:A:LYS:HG3	6	0.86
(1,1544)	1:155:A:LYS:HE3	1:155:A:LYS:HG2	7	0.86
(1,1544)	1:155:A:LYS:HE3	1:155:A:LYS:HG2	12	0.86
(1,963)	1:156:A:LEU:HA	1:159:A:GLN:HG2	9	0.86
(1,549)	1:111:A:LYS:HB2	1:71:A:LEU:HD21	4	0.86
(1,549)	1:111:A:LYS:HB2	1:71:A:LEU:HD21	20	0.86
(1,386)	1:107:A:MET:HG2	1:107:A:MET:HE1	17	0.86
(1,2581)	1:121:A:ASN:HD22	1:124:A:GLU:HG3	12	0.85
(1,2581)	1:121:A:ASN:HD22	1:124:A:GLU:HG3	14	0.85
(1,1785)	1:106:A:ASP:H	1:105:A:MET:HG2	14	0.85
(1,1785)	1:106:A:ASP:H	1:105:A:MET:HG2	17	0.85
(1,1785)	1:106:A:ASP:H	1:105:A:MET:HG2	18	0.85
(1,1723)	1:124:A:GLU:HG3	1:121:A:ASN:HB3	18	0.85
(1,1544)	1:155:A:LYS:HE3	1:155:A:LYS:HG2	18	0.85
(1,1255)	1:96:A:ASP:HA	1:99:A:LYS:HD3	2	0.85
(1,549)	1:111:A:LYS:HB2	1:71:A:LEU:HD21	8	0.85
(1,549)	1:111:A:LYS:HB2	1:71:A:LEU:HD21	15	0.85
(2,126)	1:113:A:ARG:HH11	1:128:A:ASP:OD2	10	0.84
(2,126)	1:113:A:ARG:HH12	1:128:A:ASP:OD2	10	0.84
(1,2604)	1:85:A:GLN:H	1:85:A:GLN:HE22	9	0.84

Continued on next page...

Continued from previous page...

Key	Atom-1	Atom-2	Model ID	Violation (Å)
(1,2316)	1:161:A:ILE:H	1:162:A:ASN:HB3	17	0.84
(1,1785)	1:106:A:ASP:H	1:105:A:MET:HG2	2	0.84
(1,1785)	1:106:A:ASP:H	1:105:A:MET:HG2	11	0.84
(1,1545)	1:112:A:LYS:HE3	1:112:A:LYS:HG3	8	0.84
(1,1545)	1:112:A:LYS:HE3	1:112:A:LYS:HG3	10	0.84
(1,1545)	1:112:A:LYS:HE3	1:112:A:LYS:HG3	15	0.84
(1,1544)	1:155:A:LYS:HE3	1:155:A:LYS:HG2	3	0.84
(1,1416)	1:142:A:PRO:HD2	1:141:A:LYS:HB2	1	0.84
(1,1374)	1:128:A:ASP:HA	1:127:A:GLN:HG3	14	0.84
(1,963)	1:156:A:LEU:HA	1:159:A:GLN:HG2	4	0.84
(1,853)	1:96:A:ASP:HA	1:99:A:LYS:HE3	13	0.84
(1,685)	1:81:A:TRP:HE3	1:81:A:TRP:HB3	7	0.84
(1,685)	1:81:A:TRP:HE3	1:81:A:TRP:HB3	16	0.84
(1,549)	1:111:A:LYS:HB2	1:71:A:LEU:HD21	2	0.84
(1,549)	1:111:A:LYS:HB2	1:71:A:LEU:HD21	5	0.84
(1,549)	1:111:A:LYS:HB2	1:71:A:LEU:HD21	7	0.84
(1,238)	1:91:A:LYS:HA	1:91:A:LYS:HD3	16	0.84
(1,1785)	1:106:A:ASP:H	1:105:A:MET:HG2	4	0.83
(1,1785)	1:106:A:ASP:H	1:105:A:MET:HG2	6	0.83
(1,1785)	1:106:A:ASP:H	1:105:A:MET:HG2	7	0.83
(1,1785)	1:106:A:ASP:H	1:105:A:MET:HG2	8	0.83
(1,1785)	1:106:A:ASP:H	1:105:A:MET:HG2	15	0.83
(1,1762)	1:128:A:ASP:H	1:128:A:ASP:HB3	2	0.83
(1,1762)	1:128:A:ASP:H	1:128:A:ASP:HB3	3	0.83
(1,1416)	1:142:A:PRO:HD2	1:141:A:LYS:HB2	14	0.83
(1,685)	1:81:A:TRP:HE3	1:81:A:TRP:HB3	1	0.83
(1,685)	1:81:A:TRP:HE3	1:81:A:TRP:HB3	8	0.83
(1,685)	1:81:A:TRP:HE3	1:81:A:TRP:HB3	11	0.83
(1,685)	1:81:A:TRP:HE3	1:81:A:TRP:HB3	14	0.83
(1,685)	1:81:A:TRP:HE3	1:81:A:TRP:HB3	15	0.83
(1,685)	1:81:A:TRP:HE3	1:81:A:TRP:HB3	19	0.83
(1,685)	1:81:A:TRP:HE3	1:81:A:TRP:HB3	20	0.83
(1,2316)	1:161:A:ILE:H	1:162:A:ASN:HB3	6	0.82
(1,1785)	1:106:A:ASP:H	1:105:A:MET:HG2	3	0.82
(1,1785)	1:106:A:ASP:H	1:105:A:MET:HG2	19	0.82
(1,1762)	1:128:A:ASP:H	1:128:A:ASP:HB3	5	0.82
(1,1762)	1:128:A:ASP:H	1:128:A:ASP:HB3	9	0.82
(1,1762)	1:128:A:ASP:H	1:128:A:ASP:HB3	11	0.82
(1,1762)	1:128:A:ASP:H	1:128:A:ASP:HB3	13	0.82
(1,1762)	1:128:A:ASP:H	1:128:A:ASP:HB3	14	0.82
(1,1762)	1:128:A:ASP:H	1:128:A:ASP:HB3	16	0.82
(1,1762)	1:128:A:ASP:H	1:128:A:ASP:HB3	17	0.82

Continued on next page...

Continued from previous page...

Key	Atom-1	Atom-2	Model ID	Violation (Å)
(1,1762)	1:128:A:ASP:H	1:128:A:ASP:HB3	19	0.82
(1,1723)	1:124:A:GLU:HG3	1:121:A:ASN:HB3	2	0.82
(1,1545)	1:112:A:LYS:HE3	1:112:A:LYS:HG3	4	0.82
(1,1374)	1:128:A:ASP:HA	1:127:A:GLN:HG3	10	0.82
(1,1256)	1:96:A:ASP:HA	1:99:A:LYS:HB3	7	0.82
(1,1198)	1:148:A:LEU:HA	1:151:A:GLU:HB3	10	0.82
(1,1198)	1:148:A:LEU:HA	1:151:A:GLU:HB3	19	0.82
(1,875)	1:109:A:THR:HG21	1:112:A:LYS:HB3	9	0.82
(1,685)	1:81:A:TRP:HE3	1:81:A:TRP:HB3	2	0.82
(1,685)	1:81:A:TRP:HE3	1:81:A:TRP:HB3	3	0.82
(1,685)	1:81:A:TRP:HE3	1:81:A:TRP:HB3	4	0.82
(1,685)	1:81:A:TRP:HE3	1:81:A:TRP:HB3	5	0.82
(1,685)	1:81:A:TRP:HE3	1:81:A:TRP:HB3	9	0.82
(1,685)	1:81:A:TRP:HE3	1:81:A:TRP:HB3	10	0.82
(1,685)	1:81:A:TRP:HE3	1:81:A:TRP:HB3	13	0.82
(1,549)	1:111:A:LYS:HB2	1:71:A:LEU:HD21	11	0.82
(1,390)	1:135:A:ASN:HB3	1:101:A:ILE:HD11	18	0.82
(1,222)	1:61:A:ASN:HA	1:61:A:ASN:HB2	5	0.82
(1,2034)	1:85:A:GLN:HE22	1:82:A:PRO:HA	4	0.81
(1,1785)	1:106:A:ASP:H	1:105:A:MET:HG2	12	0.81
(1,1785)	1:106:A:ASP:H	1:105:A:MET:HG2	13	0.81
(1,1762)	1:128:A:ASP:H	1:128:A:ASP:HB3	1	0.81
(1,1762)	1:128:A:ASP:H	1:128:A:ASP:HB3	4	0.81
(1,1762)	1:128:A:ASP:H	1:128:A:ASP:HB3	6	0.81
(1,1762)	1:128:A:ASP:H	1:128:A:ASP:HB3	7	0.81
(1,1762)	1:128:A:ASP:H	1:128:A:ASP:HB3	8	0.81
(1,1762)	1:128:A:ASP:H	1:128:A:ASP:HB3	10	0.81
(1,1762)	1:128:A:ASP:H	1:128:A:ASP:HB3	12	0.81
(1,1762)	1:128:A:ASP:H	1:128:A:ASP:HB3	15	0.81
(1,1762)	1:128:A:ASP:H	1:128:A:ASP:HB3	18	0.81
(1,1198)	1:148:A:LEU:HA	1:151:A:GLU:HB3	5	0.81
(1,963)	1:156:A:LEU:HA	1:159:A:GLN:HG2	2	0.81
(1,924)	1:142:A:PRO:HD2	1:141:A:LYS:HG3	20	0.81
(1,685)	1:81:A:TRP:HE3	1:81:A:TRP:HB3	6	0.81
(1,685)	1:81:A:TRP:HE3	1:81:A:TRP:HB3	12	0.81
(1,685)	1:81:A:TRP:HE3	1:81:A:TRP:HB3	17	0.81
(1,549)	1:111:A:LYS:HB2	1:71:A:LEU:HD21	13	0.81
(1,2616)	1:83:A:PHE:H	1:84:A:GLN:HB2	17	0.8
(1,2604)	1:85:A:GLN:H	1:85:A:GLN:HE22	4	0.8
(1,2297)	1:149:A:MET:H	1:148:A:LEU:HB3	9	0.8
(1,1723)	1:124:A:GLU:HG3	1:121:A:ASN:HB3	9	0.8
(1,1258)	1:99:A:LYS:HB3	1:96:A:ASP:HB2	15	0.8

Continued on next page...

Continued from previous page...

Key	Atom-1	Atom-2	Model ID	Violation (Å)
(1,1258)	1:99:A:LYS:HB3	1:96:A:ASP:HB2	17	0.8
(1,1198)	1:148:A:LEU:HA	1:151:A:GLU:HB3	11	0.8
(1,1198)	1:148:A:LEU:HA	1:151:A:GLU:HB3	12	0.8
(1,1198)	1:148:A:LEU:HA	1:151:A:GLU:HB3	14	0.8
(1,875)	1:109:A:THR:HG21	1:112:A:LYS:HB3	5	0.8
(1,807)	1:68:A:ARG:HD3	1:64:A:GLN:HG3	3	0.8
(1,685)	1:81:A:TRP:HE3	1:81:A:TRP:HB3	18	0.8
(1,549)	1:111:A:LYS:HB2	1:71:A:LEU:HD21	1	0.8
(1,2595)	1:85:A:GLN:H	1:85:A:GLN:HG2	5	0.79
(1,1778)	1:111:A:LYS:H	1:111:A:LYS:HD3	18	0.79
(1,1762)	1:128:A:ASP:H	1:128:A:ASP:HB3	20	0.79
(1,1409)	1:79:A:PHE:HD1	1:78:A:GLN:HG3	16	0.79
(1,1256)	1:96:A:ASP:HA	1:99:A:LYS:HB3	4	0.79
(1,1198)	1:148:A:LEU:HA	1:151:A:GLU:HB3	4	0.79
(1,1198)	1:148:A:LEU:HA	1:151:A:GLU:HB3	16	0.79
(1,1141)	1:149:A:MET:HB3	1:146:A:ILE:HA	7	0.79
(1,853)	1:96:A:ASP:HA	1:99:A:LYS:HE3	5	0.79
(1,833)	1:76:A:LYS:HD3	1:73:A:THR:HA	19	0.79
(1,741)	1:59:A:GLN:HG3	1:121:A:ASN:HA	16	0.79
(1,549)	1:111:A:LYS:HB2	1:71:A:LEU:HD21	9	0.79
(1,549)	1:111:A:LYS:HB2	1:71:A:LEU:HD21	16	0.79
(1,405)	1:68:A:ARG:HA	1:68:A:ARG:HD3	10	0.79
(1,390)	1:135:A:ASN:HB3	1:101:A:ILE:HD11	2	0.79
(1,390)	1:135:A:ASN:HB3	1:101:A:ILE:HD11	3	0.79
(1,321)	1:67:A:LEU:HD21	1:67:A:LEU:HB3	20	0.79
(1,9)	1:75:A:TRP:HD1	1:75:A:TRP:HB2	7	0.79
(1,9)	1:75:A:TRP:HD1	1:75:A:TRP:HB2	11	0.79
(1,9)	1:75:A:TRP:HD1	1:75:A:TRP:HB2	13	0.79
(1,9)	1:75:A:TRP:HD1	1:75:A:TRP:HB2	18	0.79
(1,2297)	1:149:A:MET:H	1:148:A:LEU:HB3	20	0.78
(1,1256)	1:96:A:ASP:HA	1:99:A:LYS:HB3	18	0.78
(1,1198)	1:148:A:LEU:HA	1:151:A:GLU:HB3	3	0.78
(1,1198)	1:148:A:LEU:HA	1:151:A:GLU:HB3	13	0.78
(1,1198)	1:148:A:LEU:HA	1:151:A:GLU:HB3	15	0.78
(1,993)	1:168:A:GLU:HB3	1:168:A:GLU:HG3	16	0.78
(1,390)	1:135:A:ASN:HB3	1:101:A:ILE:HD11	9	0.78
(1,390)	1:135:A:ASN:HB3	1:101:A:ILE:HD11	15	0.78
(1,321)	1:67:A:LEU:HD21	1:67:A:LEU:HB3	13	0.78
(1,9)	1:75:A:TRP:HD1	1:75:A:TRP:HB2	5	0.78
(1,9)	1:75:A:TRP:HD1	1:75:A:TRP:HB2	8	0.78
(1,9)	1:75:A:TRP:HD1	1:75:A:TRP:HB2	9	0.78
(1,9)	1:75:A:TRP:HD1	1:75:A:TRP:HB2	10	0.78

Continued on next page...

Continued from previous page...

Key	Atom-1	Atom-2	Model ID	Violation (Å)
(1,9)	1:75:A:TRP:HD1	1:75:A:TRP:HB2	16	0.78
(1,9)	1:75:A:TRP:HD1	1:75:A:TRP:HB2	17	0.78
(1,2297)	1:149:A:MET:H	1:148:A:LEU:HB3	1	0.77
(1,1695)	1:99:A:LYS:HB3	1:100:A:ILE:HD11	16	0.77
(1,1374)	1:128:A:ASP:HA	1:127:A:GLN:HG3	3	0.77
(1,1198)	1:148:A:LEU:HA	1:151:A:GLU:HB3	2	0.77
(1,1198)	1:148:A:LEU:HA	1:151:A:GLU:HB3	7	0.77
(1,1198)	1:148:A:LEU:HA	1:151:A:GLU:HB3	17	0.77
(1,993)	1:168:A:GLU:HB3	1:168:A:GLU:HG3	8	0.77
(1,549)	1:111:A:LYS:HB2	1:71:A:LEU:HD21	18	0.77
(1,549)	1:111:A:LYS:HB2	1:71:A:LEU:HD21	19	0.77
(1,321)	1:67:A:LEU:HD21	1:67:A:LEU:HB3	2	0.77
(1,321)	1:67:A:LEU:HD21	1:67:A:LEU:HB3	3	0.77
(1,321)	1:67:A:LEU:HD21	1:67:A:LEU:HB3	19	0.77
(1,151)	1:75:A:TRP:HD1	1:76:A:LYS:HG3	3	0.77
(1,9)	1:75:A:TRP:HD1	1:75:A:TRP:HB2	2	0.77
(1,9)	1:75:A:TRP:HD1	1:75:A:TRP:HB2	3	0.77
(1,9)	1:75:A:TRP:HD1	1:75:A:TRP:HB2	4	0.77
(1,9)	1:75:A:TRP:HD1	1:75:A:TRP:HB2	6	0.77
(1,2297)	1:149:A:MET:H	1:148:A:LEU:HB3	7	0.76
(1,2297)	1:149:A:MET:H	1:148:A:LEU:HB3	8	0.76
(1,2297)	1:149:A:MET:H	1:148:A:LEU:HB3	15	0.76
(1,2297)	1:149:A:MET:H	1:148:A:LEU:HB3	18	0.76
(1,1416)	1:142:A:PRO:HD2	1:141:A:LYS:HB2	9	0.76
(1,1198)	1:148:A:LEU:HA	1:151:A:GLU:HB3	8	0.76
(1,1198)	1:148:A:LEU:HA	1:151:A:GLU:HB3	9	0.76
(1,1198)	1:148:A:LEU:HA	1:151:A:GLU:HB3	18	0.76
(1,1198)	1:148:A:LEU:HA	1:151:A:GLU:HB3	20	0.76
(1,1177)	1:79:A:PHE:HD2	1:149:A:MET:HG2	6	0.76
(1,1177)	1:79:A:PHE:HD2	1:149:A:MET:HG2	17	0.76
(1,1077)	1:95:A:PRO:HA	1:95:A:PRO:HG3	10	0.76
(1,357)	1:167:A:GLU:HG3	1:167:A:GLU:HB2	20	0.76
(1,321)	1:67:A:LEU:HD21	1:67:A:LEU:HB3	1	0.76
(1,321)	1:67:A:LEU:HD21	1:67:A:LEU:HB3	4	0.76
(1,321)	1:67:A:LEU:HD21	1:67:A:LEU:HB3	8	0.76
(1,321)	1:67:A:LEU:HD21	1:67:A:LEU:HB3	10	0.76
(1,321)	1:67:A:LEU:HD21	1:67:A:LEU:HB3	11	0.76
(1,321)	1:67:A:LEU:HD21	1:67:A:LEU:HB3	15	0.76
(1,9)	1:75:A:TRP:HD1	1:75:A:TRP:HB2	14	0.76
(1,9)	1:75:A:TRP:HD1	1:75:A:TRP:HB2	15	0.76
(1,9)	1:75:A:TRP:HD1	1:75:A:TRP:HB2	19	0.76
(1,9)	1:75:A:TRP:HD1	1:75:A:TRP:HB2	20	0.76

Continued on next page...

Continued from previous page...

Key	Atom-1	Atom-2	Model ID	Violation (Å)
(1,2604)	1:85:A:GLN:H	1:85:A:GLN:HE22	7	0.75
(1,1723)	1:124:A:GLU:HG3	1:121:A:ASN:HB3	19	0.75
(1,1416)	1:142:A:PRO:HD2	1:141:A:LYS:HB2	16	0.75
(1,1416)	1:142:A:PRO:HD2	1:141:A:LYS:HB2	17	0.75
(1,1256)	1:96:A:ASP:HA	1:99:A:LYS:HB3	16	0.75
(1,1198)	1:148:A:LEU:HA	1:151:A:GLU:HB3	6	0.75
(1,549)	1:111:A:LYS:HB2	1:71:A:LEU:HD21	6	0.75
(1,321)	1:67:A:LEU:HD21	1:67:A:LEU:HB3	6	0.75
(1,321)	1:67:A:LEU:HD21	1:67:A:LEU:HB3	9	0.75
(1,321)	1:67:A:LEU:HD21	1:67:A:LEU:HB3	14	0.75
(1,321)	1:67:A:LEU:HD21	1:67:A:LEU:HB3	16	0.75
(1,321)	1:67:A:LEU:HD21	1:67:A:LEU:HB3	17	0.75
(1,9)	1:75:A:TRP:HD1	1:75:A:TRP:HB2	1	0.75
(1,9)	1:75:A:TRP:HD1	1:75:A:TRP:HB2	12	0.75
(1,2604)	1:85:A:GLN:H	1:85:A:GLN:HE22	18	0.74
(1,2297)	1:149:A:MET:H	1:148:A:LEU:HB3	5	0.74
(1,2297)	1:149:A:MET:H	1:148:A:LEU:HB3	10	0.74
(1,1987)	1:68:A:ARG:H	1:68:A:ARG:HB3	1	0.74
(1,1987)	1:68:A:ARG:H	1:68:A:ARG:HB3	3	0.74
(1,1987)	1:68:A:ARG:H	1:68:A:ARG:HB3	10	0.74
(1,1987)	1:68:A:ARG:H	1:68:A:ARG:HB3	15	0.74
(1,1953)	1:127:A:GLN:H	1:127:A:GLN:HG3	8	0.74
(1,1953)	1:127:A:GLN:H	1:127:A:GLN:HG3	11	0.74
(1,1778)	1:111:A:LYS:H	1:111:A:LYS:HD3	10	0.74
(1,1553)	1:57:A:LYS:HE3	1:57:A:LYS:HG3	2	0.74
(1,1436)	1:86:A:PRO:HD2	1:85:A:GLN:HB2	11	0.74
(1,1417)	1:165:A:PRO:HD3	1:165:A:PRO:HB2	1	0.74
(1,1417)	1:165:A:PRO:HD3	1:165:A:PRO:HB2	5	0.74
(1,1417)	1:165:A:PRO:HD3	1:165:A:PRO:HB2	6	0.74
(1,1417)	1:165:A:PRO:HD3	1:165:A:PRO:HB2	8	0.74
(1,1417)	1:165:A:PRO:HD3	1:165:A:PRO:HB2	10	0.74
(1,1417)	1:165:A:PRO:HD3	1:165:A:PRO:HB2	11	0.74
(1,1417)	1:165:A:PRO:HD3	1:165:A:PRO:HB2	12	0.74
(1,1417)	1:165:A:PRO:HD3	1:165:A:PRO:HB2	15	0.74
(1,1417)	1:165:A:PRO:HD3	1:165:A:PRO:HB2	16	0.74
(1,1417)	1:165:A:PRO:HD3	1:165:A:PRO:HB2	19	0.74
(1,1416)	1:142:A:PRO:HD2	1:141:A:LYS:HB2	3	0.74
(1,1416)	1:142:A:PRO:HD2	1:141:A:LYS:HB2	6	0.74
(1,1416)	1:142:A:PRO:HD2	1:141:A:LYS:HB2	13	0.74
(1,1346)	1:162:A:ASN:HB2	1:162:A:ASN:HA	17	0.74
(1,1159)	1:113:A:ARG:HD2	1:113:A:ARG:HA	2	0.74
(1,1141)	1:149:A:MET:HB3	1:146:A:ILE:HA	17	0.74

Continued on next page...

Continued from previous page...

Key	Atom-1	Atom-2	Model ID	Violation (Å)
(1,857)	1:102:A:LYS:HD3	1:102:A:LYS:HA	4	0.74
(1,382)	1:105:A:MET:HG3	1:131:A:THR:HG21	16	0.74
(1,357)	1:167:A:GLU:HG3	1:167:A:GLU:HB2	2	0.74
(1,321)	1:67:A:LEU:HD21	1:67:A:LEU:HB3	5	0.74
(1,321)	1:67:A:LEU:HD21	1:67:A:LEU:HB3	12	0.74
(1,321)	1:67:A:LEU:HD21	1:67:A:LEU:HB3	18	0.74
(1,2581)	1:121:A:ASN:HD22	1:124:A:GLU:HG3	6	0.73
(1,2297)	1:149:A:MET:H	1:148:A:LEU:HB3	12	0.73
(1,2297)	1:149:A:MET:H	1:148:A:LEU:HB3	13	0.73
(1,1987)	1:68:A:ARG:H	1:68:A:ARG:HB3	6	0.73
(1,1987)	1:68:A:ARG:H	1:68:A:ARG:HB3	9	0.73
(1,1987)	1:68:A:ARG:H	1:68:A:ARG:HB3	18	0.73
(1,1987)	1:68:A:ARG:H	1:68:A:ARG:HB3	19	0.73
(1,1987)	1:68:A:ARG:H	1:68:A:ARG:HB3	20	0.73
(1,1953)	1:127:A:GLN:H	1:127:A:GLN:HG3	3	0.73
(1,1553)	1:57:A:LYS:HE3	1:57:A:LYS:HG3	5	0.73
(1,1454)	1:159:A:GLN:HB2	1:156:A:LEU:HD21	7	0.73
(1,1436)	1:86:A:PRO:HD2	1:85:A:GLN:HB2	5	0.73
(1,1417)	1:165:A:PRO:HD3	1:165:A:PRO:HB2	2	0.73
(1,1417)	1:165:A:PRO:HD3	1:165:A:PRO:HB2	4	0.73
(1,1417)	1:165:A:PRO:HD3	1:165:A:PRO:HB2	7	0.73
(1,1417)	1:165:A:PRO:HD3	1:165:A:PRO:HB2	13	0.73
(1,1417)	1:165:A:PRO:HD3	1:165:A:PRO:HB2	14	0.73
(1,1417)	1:165:A:PRO:HD3	1:165:A:PRO:HB2	18	0.73
(1,1417)	1:165:A:PRO:HD3	1:165:A:PRO:HB2	20	0.73
(1,1346)	1:162:A:ASN:HB2	1:162:A:ASN:HA	6	0.73
(1,1256)	1:96:A:ASP:HA	1:99:A:LYS:HB3	6	0.73
(1,1198)	1:148:A:LEU:HA	1:151:A:GLU:HB3	1	0.73
(1,1141)	1:149:A:MET:HB3	1:146:A:ILE:HA	6	0.73
(1,857)	1:102:A:LYS:HD3	1:102:A:LYS:HA	10	0.73
(1,357)	1:167:A:GLU:HG3	1:167:A:GLU:HB2	6	0.73
(1,321)	1:67:A:LEU:HD21	1:67:A:LEU:HB3	7	0.73
(1,2604)	1:85:A:GLN:H	1:85:A:GLN:HE22	10	0.72
(1,1987)	1:68:A:ARG:H	1:68:A:ARG:HB3	2	0.72
(1,1987)	1:68:A:ARG:H	1:68:A:ARG:HB3	4	0.72
(1,1987)	1:68:A:ARG:H	1:68:A:ARG:HB3	8	0.72
(1,1987)	1:68:A:ARG:H	1:68:A:ARG:HB3	11	0.72
(1,1987)	1:68:A:ARG:H	1:68:A:ARG:HB3	12	0.72
(1,1987)	1:68:A:ARG:H	1:68:A:ARG:HB3	13	0.72
(1,1987)	1:68:A:ARG:H	1:68:A:ARG:HB3	14	0.72
(1,1987)	1:68:A:ARG:H	1:68:A:ARG:HB3	16	0.72
(1,1987)	1:68:A:ARG:H	1:68:A:ARG:HB3	17	0.72

Continued on next page...

Continued from previous page...

Key	Atom-1	Atom-2	Model ID	Violation (Å)
(1,1953)	1:127:A:GLN:H	1:127:A:GLN:HG3	10	0.72
(1,1953)	1:127:A:GLN:H	1:127:A:GLN:HG3	14	0.72
(1,1953)	1:127:A:GLN:H	1:127:A:GLN:HG3	15	0.72
(1,1695)	1:99:A:LYS:HB3	1:100:A:ILE:HD11	6	0.72
(1,1417)	1:165:A:PRO:HD3	1:165:A:PRO:HB2	3	0.72
(1,1417)	1:165:A:PRO:HD3	1:165:A:PRO:HB2	9	0.72
(1,1417)	1:165:A:PRO:HD3	1:165:A:PRO:HB2	17	0.72
(1,1416)	1:142:A:PRO:HD2	1:141:A:LYS:HB2	19	0.72
(1,1327)	1:148:A:LEU:HD11	1:145:A:ASP:HB2	6	0.72
(1,1159)	1:113:A:ARG:HD2	1:113:A:ARG:HA	11	0.72
(1,924)	1:142:A:PRO:HD2	1:141:A:LYS:HG3	2	0.72
(1,924)	1:142:A:PRO:HD2	1:141:A:LYS:HG3	18	0.72
(1,848)	1:91:A:LYS:HA	1:91:A:LYS:HE3	16	0.72
(1,807)	1:68:A:ARG:HD3	1:64:A:GLN:HG3	10	0.72
(1,771)	1:56:A:PRO:HD2	1:55:A:LYS:HB3	19	0.72
(1,405)	1:68:A:ARG:HA	1:68:A:ARG:HD3	3	0.72
(1,378)	1:125:A:CYS:HB3	1:63:A:LEU:HD21	8	0.72
(1,266)	1:72:A:LYS:HB2	1:69:A:VAL:HA	15	0.72
(1,2297)	1:149:A:MET:H	1:148:A:LEU:HB3	2	0.71
(1,2297)	1:149:A:MET:H	1:148:A:LEU:HB3	3	0.71
(1,2250)	1:141:A:LYS:H	1:141:A:LYS:HG3	17	0.71
(1,1987)	1:68:A:ARG:H	1:68:A:ARG:HB3	5	0.71
(1,1987)	1:68:A:ARG:H	1:68:A:ARG:HB3	7	0.71
(1,1632)	1:82:A:PRO:HG2	1:149:A:MET:HE1	6	0.71
(1,1454)	1:159:A:GLN:HB2	1:156:A:LEU:HD21	14	0.71
(1,1454)	1:159:A:GLN:HB2	1:156:A:LEU:HD21	20	0.71
(1,1410)	1:79:A:PHE:HE1	1:78:A:GLN:HG3	14	0.71
(1,1256)	1:96:A:ASP:HA	1:99:A:LYS:HB3	3	0.71
(1,1159)	1:113:A:ARG:HD2	1:113:A:ARG:HA	1	0.71
(1,1141)	1:149:A:MET:HB3	1:146:A:ILE:HA	1	0.71
(1,549)	1:111:A:LYS:HB2	1:71:A:LEU:HD21	12	0.71
(1,2297)	1:149:A:MET:H	1:148:A:LEU:HB3	11	0.7
(1,2297)	1:149:A:MET:H	1:148:A:LEU:HB3	16	0.7
(1,1454)	1:159:A:GLN:HB2	1:156:A:LEU:HD21	5	0.7
(1,1416)	1:142:A:PRO:HD2	1:141:A:LYS:HB2	8	0.7
(1,1227)	1:155:A:LYS:HD3	1:152:A:ALA:HA	10	0.7
(1,1159)	1:113:A:ARG:HD2	1:113:A:ARG:HA	17	0.7
(1,852)	1:99:A:LYS:HA	1:99:A:LYS:HE3	5	0.7
(1,2336)	1:64:A:GLN:H	1:64:A:GLN:HG3	8	0.69
(1,2297)	1:149:A:MET:H	1:148:A:LEU:HB3	4	0.69
(1,1715)	1:67:A:LEU:HB2	1:64:A:GLN:HA	9	0.69
(1,1632)	1:82:A:PRO:HG2	1:149:A:MET:HE1	17	0.69

Continued on next page...

Continued from previous page...

Key	Atom-1	Atom-2	Model ID	Violation (Å)
(1,1454)	1:159:A:GLN:HB2	1:156:A:LEU:HD21	13	0.69
(1,1436)	1:86:A:PRO:HD2	1:85:A:GLN:HB2	15	0.69
(1,1283)	1:104:A:PRO:HD2	1:103:A:THR:HG21	2	0.69
(1,1258)	1:99:A:LYS:HB3	1:96:A:ASP:HB2	7	0.69
(1,1177)	1:79:A:PHE:HD2	1:149:A:MET:HG2	7	0.69
(1,266)	1:72:A:LYS:HB2	1:69:A:VAL:HA	20	0.69
(1,2297)	1:149:A:MET:H	1:148:A:LEU:HB3	17	0.68
(1,2073)	1:167:A:GLU:H	1:167:A:GLU:HG3	3	0.68
(1,1454)	1:159:A:GLN:HB2	1:156:A:LEU:HD21	1	0.68
(1,1436)	1:86:A:PRO:HD2	1:85:A:GLN:HB2	14	0.68
(1,1283)	1:104:A:PRO:HD2	1:103:A:THR:HG21	3	0.68
(1,1283)	1:104:A:PRO:HD2	1:103:A:THR:HG21	15	0.68
(1,1227)	1:155:A:LYS:HD3	1:152:A:ALA:HA	9	0.68
(1,1008)	1:110:A:ILE:HD11	1:107:A:MET:HG2	11	0.68
(1,852)	1:99:A:LYS:HA	1:99:A:LYS:HE3	13	0.68
(1,405)	1:68:A:ARG:HA	1:68:A:ARG:HD3	1	0.68
(1,251)	1:57:A:LYS:HA	1:57:A:LYS:HG3	13	0.68
(1,1695)	1:99:A:LYS:HB3	1:100:A:ILE:HD11	3	0.67
(1,1632)	1:82:A:PRO:HG2	1:149:A:MET:HE1	3	0.67
(1,1632)	1:82:A:PRO:HG2	1:149:A:MET:HE1	11	0.67
(1,1632)	1:82:A:PRO:HG2	1:149:A:MET:HE1	18	0.67
(1,1632)	1:82:A:PRO:HG2	1:149:A:MET:HE1	19	0.67
(1,1632)	1:82:A:PRO:HG2	1:149:A:MET:HE1	20	0.67
(1,1454)	1:159:A:GLN:HB2	1:156:A:LEU:HD21	11	0.67
(1,1454)	1:159:A:GLN:HB2	1:156:A:LEU:HD21	17	0.67
(1,1398)	1:91:A:LYS:HB3	1:88:A:ASP:HB3	12	0.67
(1,1398)	1:91:A:LYS:HB3	1:88:A:ASP:HB3	13	0.67
(1,1327)	1:148:A:LEU:HD11	1:145:A:ASP:HB2	3	0.67
(1,2500)	1:146:A:ILE:H	1:145:A:ASP:HB3	6	0.66
(1,2297)	1:149:A:MET:H	1:148:A:LEU:HB3	6	0.66
(1,2297)	1:149:A:MET:H	1:148:A:LEU:HB3	14	0.66
(1,1959)	1:130:A:ASN:H	1:130:A:ASN:HB3	6	0.66
(1,1723)	1:124:A:GLU:HG3	1:121:A:ASN:HB3	7	0.66
(1,1632)	1:82:A:PRO:HG2	1:149:A:MET:HE1	2	0.66
(1,1632)	1:82:A:PRO:HG2	1:149:A:MET:HE1	4	0.66
(1,1632)	1:82:A:PRO:HG2	1:149:A:MET:HE1	7	0.66
(1,1632)	1:82:A:PRO:HG2	1:149:A:MET:HE1	10	0.66
(1,1632)	1:82:A:PRO:HG2	1:149:A:MET:HE1	12	0.66
(1,1632)	1:82:A:PRO:HG2	1:149:A:MET:HE1	16	0.66
(1,1553)	1:57:A:LYS:HE3	1:57:A:LYS:HG3	3	0.66
(1,1553)	1:57:A:LYS:HE3	1:57:A:LYS:HG3	20	0.66
(1,1454)	1:159:A:GLN:HB2	1:156:A:LEU:HD21	3	0.66

Continued on next page...

Continued from previous page...

Key	Atom-1	Atom-2	Model ID	Violation (Å)
(1,1406)	1:79:A:PHE:HA	1:78:A:GLN:HG3	15	0.66
(1,1398)	1:91:A:LYS:HB3	1:88:A:ASP:HB3	3	0.66
(1,1398)	1:91:A:LYS:HB3	1:88:A:ASP:HB3	15	0.66
(1,1374)	1:128:A:ASP:HA	1:127:A:GLN:HG3	11	0.66
(1,1283)	1:104:A:PRO:HD2	1:103:A:THR:HG21	9	0.66
(1,1283)	1:104:A:PRO:HD2	1:103:A:THR:HG21	16	0.66
(1,1227)	1:155:A:LYS:HD3	1:152:A:ALA:HA	6	0.66
(1,857)	1:102:A:LYS:HD3	1:102:A:LYS:HA	12	0.66
(1,857)	1:102:A:LYS:HD3	1:102:A:LYS:HA	14	0.66
(1,857)	1:102:A:LYS:HD3	1:102:A:LYS:HA	18	0.66
(1,317)	1:116:A:ASN:HB2	1:116:A:ASN:HA	9	0.66
(1,132)	1:132:A:MET:HG2	1:83:A:PHE:HD2	8	0.66
(1,2073)	1:167:A:GLU:H	1:167:A:GLU:HG3	13	0.65
(1,2073)	1:167:A:GLU:H	1:167:A:GLU:HG3	19	0.65
(1,1632)	1:82:A:PRO:HG2	1:149:A:MET:HE1	5	0.65
(1,1454)	1:159:A:GLN:HB2	1:156:A:LEU:HD21	6	0.65
(1,1454)	1:159:A:GLN:HB2	1:156:A:LEU:HD21	10	0.65
(1,1416)	1:142:A:PRO:HD2	1:141:A:LYS:HB2	7	0.65
(1,1416)	1:142:A:PRO:HD2	1:141:A:LYS:HB2	11	0.65
(1,1406)	1:79:A:PHE:HA	1:78:A:GLN:HG3	16	0.65
(1,1283)	1:104:A:PRO:HD2	1:103:A:THR:HG21	6	0.65
(1,1283)	1:104:A:PRO:HD2	1:103:A:THR:HG21	17	0.65
(1,836)	1:76:A:LYS:HE3	1:76:A:LYS:HG3	15	0.65
(1,648)	1:112:A:LYS:HE3	1:109:A:THR:HA	9	0.65
(1,317)	1:116:A:ASN:HB2	1:116:A:ASN:HA	7	0.65
(1,317)	1:116:A:ASN:HB2	1:116:A:ASN:HA	15	0.65
(1,1632)	1:82:A:PRO:HG2	1:149:A:MET:HE1	8	0.64
(1,1632)	1:82:A:PRO:HG2	1:149:A:MET:HE1	15	0.64
(1,1553)	1:57:A:LYS:HE3	1:57:A:LYS:HG3	12	0.64
(1,1553)	1:57:A:LYS:HE3	1:57:A:LYS:HG3	18	0.64
(1,1454)	1:159:A:GLN:HB2	1:156:A:LEU:HD21	19	0.64
(1,1416)	1:142:A:PRO:HD2	1:141:A:LYS:HB2	15	0.64
(1,1398)	1:91:A:LYS:HB3	1:88:A:ASP:HB3	1	0.64
(1,1398)	1:91:A:LYS:HB3	1:88:A:ASP:HB3	2	0.64
(1,1398)	1:91:A:LYS:HB3	1:88:A:ASP:HB3	16	0.64
(1,1327)	1:148:A:LEU:HD11	1:145:A:ASP:HB2	10	0.64
(1,1283)	1:104:A:PRO:HD2	1:103:A:THR:HG21	18	0.64
(1,549)	1:111:A:LYS:HB2	1:71:A:LEU:HD21	3	0.64
(1,132)	1:132:A:MET:HG2	1:83:A:PHE:HD2	10	0.64
(1,132)	1:132:A:MET:HG2	1:83:A:PHE:HD2	12	0.64
(1,1723)	1:124:A:GLU:HG3	1:121:A:ASN:HB3	4	0.63
(1,1632)	1:82:A:PRO:HG2	1:149:A:MET:HE1	9	0.63

Continued on next page...

Continued from previous page...

Key	Atom-1	Atom-2	Model ID	Violation (Å)
(1,1632)	1:82:A:PRO:HG2	1:149:A:MET:HE1	13	0.63
(1,1632)	1:82:A:PRO:HG2	1:149:A:MET:HE1	14	0.63
(1,1454)	1:159:A:GLN:HB2	1:156:A:LEU:HD21	18	0.63
(1,1398)	1:91:A:LYS:HB3	1:88:A:ASP:HB3	6	0.63
(1,1398)	1:91:A:LYS:HB3	1:88:A:ASP:HB3	10	0.63
(1,1398)	1:91:A:LYS:HB3	1:88:A:ASP:HB3	18	0.63
(1,1283)	1:104:A:PRO:HD2	1:103:A:THR:HG21	8	0.63
(1,1283)	1:104:A:PRO:HD2	1:103:A:THR:HG21	19	0.63
(1,1202)	1:101:A:ILE:HG13	1:101:A:ILE:HA	4	0.63
(1,1202)	1:101:A:ILE:HG13	1:101:A:ILE:HA	5	0.63
(1,1202)	1:101:A:ILE:HG13	1:101:A:ILE:HA	6	0.63
(1,1202)	1:101:A:ILE:HG13	1:101:A:ILE:HA	14	0.63
(1,1202)	1:101:A:ILE:HG13	1:101:A:ILE:HA	16	0.63
(1,1202)	1:101:A:ILE:HG13	1:101:A:ILE:HA	17	0.63
(1,1202)	1:101:A:ILE:HG13	1:101:A:ILE:HA	19	0.63
(1,1008)	1:110:A:ILE:HD11	1:107:A:MET:HG2	20	0.63
(1,857)	1:102:A:LYS:HD3	1:102:A:LYS:HA	2	0.63
(1,503)	1:79:A:PHE:HZ	1:78:A:GLN:HG2	15	0.63
(1,503)	1:79:A:PHE:HZ	1:78:A:GLN:HG2	16	0.63
(1,142)	1:120:A:TRP:HB2	1:120:A:TRP:HD1	1	0.63
(1,2500)	1:146:A:ILE:H	1:145:A:ASP:HB3	3	0.62
(1,2500)	1:146:A:ILE:H	1:145:A:ASP:HB3	10	0.62
(1,2112)	1:154:A:GLU:H	1:154:A:GLU:HB3	20	0.62
(1,1454)	1:159:A:GLN:HB2	1:156:A:LEU:HD21	12	0.62
(1,1398)	1:91:A:LYS:HB3	1:88:A:ASP:HB3	5	0.62
(1,1398)	1:91:A:LYS:HB3	1:88:A:ASP:HB3	9	0.62
(1,1374)	1:128:A:ASP:HA	1:127:A:GLN:HG3	15	0.62
(1,1283)	1:104:A:PRO:HD2	1:103:A:THR:HG21	10	0.62
(1,1283)	1:104:A:PRO:HD2	1:103:A:THR:HG21	14	0.62
(1,1245)	1:93:A:ASN:HA	1:93:A:ASN:HB3	2	0.62
(1,1245)	1:93:A:ASN:HA	1:93:A:ASN:HB3	7	0.62
(1,1245)	1:93:A:ASN:HA	1:93:A:ASN:HB3	19	0.62
(1,1227)	1:155:A:LYS:HD3	1:152:A:ALA:HA	16	0.62
(1,1202)	1:101:A:ILE:HG13	1:101:A:ILE:HA	1	0.62
(1,1202)	1:101:A:ILE:HG13	1:101:A:ILE:HA	7	0.62
(1,1202)	1:101:A:ILE:HG13	1:101:A:ILE:HA	8	0.62
(1,1202)	1:101:A:ILE:HG13	1:101:A:ILE:HA	10	0.62
(1,1202)	1:101:A:ILE:HG13	1:101:A:ILE:HA	11	0.62
(1,1202)	1:101:A:ILE:HG13	1:101:A:ILE:HA	12	0.62
(1,1202)	1:101:A:ILE:HG13	1:101:A:ILE:HA	20	0.62
(1,857)	1:102:A:LYS:HD3	1:102:A:LYS:HA	9	0.62
(1,405)	1:68:A:ARG:HA	1:68:A:ARG:HD3	19	0.62

Continued on next page...

Continued from previous page...

Key	Atom-1	Atom-2	Model ID	Violation (Å)
(1,2604)	1:85:A:GLN:H	1:85:A:GLN:HE22	1	0.61
(1,2237)	1:148:A:LEU:H	1:148:A:LEU:HB3	1	0.61
(1,2237)	1:148:A:LEU:H	1:148:A:LEU:HB3	6	0.61
(1,2237)	1:148:A:LEU:H	1:148:A:LEU:HB3	8	0.61
(1,2237)	1:148:A:LEU:H	1:148:A:LEU:HB3	12	0.61
(1,2237)	1:148:A:LEU:H	1:148:A:LEU:HB3	14	0.61
(1,2237)	1:148:A:LEU:H	1:148:A:LEU:HB3	15	0.61
(1,2237)	1:148:A:LEU:H	1:148:A:LEU:HB3	17	0.61
(1,2237)	1:148:A:LEU:H	1:148:A:LEU:HB3	18	0.61
(1,2237)	1:148:A:LEU:H	1:148:A:LEU:HB3	19	0.61
(1,1416)	1:142:A:PRO:HD2	1:141:A:LYS:HB2	5	0.61
(1,1398)	1:91:A:LYS:HB3	1:88:A:ASP:HB3	4	0.61
(1,1398)	1:91:A:LYS:HB3	1:88:A:ASP:HB3	8	0.61
(1,1398)	1:91:A:LYS:HB3	1:88:A:ASP:HB3	14	0.61
(1,1398)	1:91:A:LYS:HB3	1:88:A:ASP:HB3	19	0.61
(1,1398)	1:91:A:LYS:HB3	1:88:A:ASP:HB3	20	0.61
(1,1363)	1:167:A:GLU:HG3	1:167:A:GLU:HA	17	0.61
(1,1283)	1:104:A:PRO:HD2	1:103:A:THR:HG21	4	0.61
(1,1283)	1:104:A:PRO:HD2	1:103:A:THR:HG21	7	0.61
(1,1283)	1:104:A:PRO:HD2	1:103:A:THR:HG21	11	0.61
(1,1283)	1:104:A:PRO:HD2	1:103:A:THR:HG21	12	0.61
(1,1283)	1:104:A:PRO:HD2	1:103:A:THR:HG21	13	0.61
(1,1245)	1:93:A:ASN:HA	1:93:A:ASN:HB3	1	0.61
(1,1245)	1:93:A:ASN:HA	1:93:A:ASN:HB3	4	0.61
(1,1245)	1:93:A:ASN:HA	1:93:A:ASN:HB3	5	0.61
(1,1245)	1:93:A:ASN:HA	1:93:A:ASN:HB3	6	0.61
(1,1245)	1:93:A:ASN:HA	1:93:A:ASN:HB3	8	0.61
(1,1245)	1:93:A:ASN:HA	1:93:A:ASN:HB3	10	0.61
(1,1245)	1:93:A:ASN:HA	1:93:A:ASN:HB3	11	0.61
(1,1245)	1:93:A:ASN:HA	1:93:A:ASN:HB3	12	0.61
(1,1245)	1:93:A:ASN:HA	1:93:A:ASN:HB3	13	0.61
(1,1245)	1:93:A:ASN:HA	1:93:A:ASN:HB3	14	0.61
(1,1245)	1:93:A:ASN:HA	1:93:A:ASN:HB3	15	0.61
(1,1245)	1:93:A:ASN:HA	1:93:A:ASN:HB3	16	0.61
(1,1245)	1:93:A:ASN:HA	1:93:A:ASN:HB3	17	0.61
(1,1245)	1:93:A:ASN:HA	1:93:A:ASN:HB3	18	0.61
(1,1245)	1:93:A:ASN:HA	1:93:A:ASN:HB3	20	0.61
(1,1202)	1:101:A:ILE:HG13	1:101:A:ILE:HA	9	0.61
(1,1202)	1:101:A:ILE:HG13	1:101:A:ILE:HA	13	0.61
(1,1177)	1:79:A:PHE:HD2	1:149:A:MET:HG2	1	0.61
(1,1177)	1:79:A:PHE:HD2	1:149:A:MET:HG2	2	0.61
(1,858)	1:102:A:LYS:HA	1:102:A:LYS:HE3	10	0.61

Continued on next page...

Continued from previous page...

Key	Atom-1	Atom-2	Model ID	Violation (Å)
(1,836)	1:76:A:LYS:HE3	1:76:A:LYS:HG3	14	0.61
(1,833)	1:76:A:LYS:HD3	1:73:A:THR:HA	18	0.61
(1,648)	1:112:A:LYS:HE3	1:109:A:THR:HA	15	0.61
(1,142)	1:120:A:TRP:HB2	1:120:A:TRP:HD1	17	0.61
(1,132)	1:132:A:MET:HG2	1:83:A:PHE:HD2	13	0.61
(1,2503)	1:93:A:ASN:H	1:92:A:LEU:HB3	9	0.6
(1,2266)	1:115:A:GLU:H	1:115:A:GLU:HG3	18	0.6
(1,2237)	1:148:A:LEU:H	1:148:A:LEU:HB3	2	0.6
(1,2237)	1:148:A:LEU:H	1:148:A:LEU:HB3	3	0.6
(1,2237)	1:148:A:LEU:H	1:148:A:LEU:HB3	4	0.6
(1,2237)	1:148:A:LEU:H	1:148:A:LEU:HB3	5	0.6
(1,2237)	1:148:A:LEU:H	1:148:A:LEU:HB3	7	0.6
(1,2237)	1:148:A:LEU:H	1:148:A:LEU:HB3	9	0.6
(1,2237)	1:148:A:LEU:H	1:148:A:LEU:HB3	11	0.6
(1,2237)	1:148:A:LEU:H	1:148:A:LEU:HB3	13	0.6
(1,2237)	1:148:A:LEU:H	1:148:A:LEU:HB3	16	0.6
(1,2237)	1:148:A:LEU:H	1:148:A:LEU:HB3	20	0.6
(1,1416)	1:142:A:PRO:HD2	1:141:A:LYS:HB2	4	0.6
(1,1398)	1:91:A:LYS:HB3	1:88:A:ASP:HB3	7	0.6
(1,1398)	1:91:A:LYS:HB3	1:88:A:ASP:HB3	11	0.6
(1,1398)	1:91:A:LYS:HB3	1:88:A:ASP:HB3	17	0.6
(1,1327)	1:148:A:LEU:HD11	1:145:A:ASP:HB2	11	0.6
(1,1283)	1:104:A:PRO:HD2	1:103:A:THR:HG21	1	0.6
(1,1283)	1:104:A:PRO:HD2	1:103:A:THR:HG21	20	0.6
(1,1245)	1:93:A:ASN:HA	1:93:A:ASN:HB3	3	0.6
(1,1227)	1:155:A:LYS:HD3	1:152:A:ALA:HA	1	0.6
(1,1202)	1:101:A:ILE:HG13	1:101:A:ILE:HA	2	0.6
(1,1202)	1:101:A:ILE:HG13	1:101:A:ILE:HA	3	0.6
(1,1202)	1:101:A:ILE:HG13	1:101:A:ILE:HA	15	0.6
(1,1177)	1:79:A:PHE:HD2	1:149:A:MET:HG2	20	0.6
(1,1008)	1:110:A:ILE:HD11	1:107:A:MET:HG2	16	0.6
(1,857)	1:102:A:LYS:HD3	1:102:A:LYS:HA	15	0.6
(1,378)	1:125:A:CYS:HB3	1:63:A:LEU:HD21	4	0.6
(1,198)	1:81:A:TRP:HD1	1:81:A:TRP:HB2	1	0.6
(1,198)	1:81:A:TRP:HD1	1:81:A:TRP:HB2	5	0.6
(1,198)	1:81:A:TRP:HD1	1:81:A:TRP:HB2	6	0.6
(1,198)	1:81:A:TRP:HD1	1:81:A:TRP:HB2	9	0.6
(1,198)	1:81:A:TRP:HD1	1:81:A:TRP:HB2	12	0.6
(1,198)	1:81:A:TRP:HD1	1:81:A:TRP:HB2	13	0.6
(1,198)	1:81:A:TRP:HD1	1:81:A:TRP:HB2	18	0.6
(1,132)	1:132:A:MET:HG2	1:83:A:PHE:HD2	15	0.6
(1,2514)	1:81:A:TRP:H	1:81:A:TRP:HB2	1	0.59

Continued on next page...

Continued from previous page...

Key	Atom-1	Atom-2	Model ID	Violation (Å)
(1,2514)	1:81:A:TRP:H	1:81:A:TRP:HB2	7	0.59
(1,2514)	1:81:A:TRP:H	1:81:A:TRP:HB2	16	0.59
(1,2500)	1:146:A:ILE:H	1:145:A:ASP:HB3	2	0.59
(1,2237)	1:148:A:LEU:H	1:148:A:LEU:HB3	10	0.59
(1,2112)	1:154:A:GLU:H	1:154:A:GLU:HB3	1	0.59
(1,2035)	1:76:A:LYS:H	1:76:A:LYS:HE3	14	0.59
(1,1797)	1:64:A:GLN:HE21	1:64:A:GLN:HG2	8	0.59
(1,1363)	1:167:A:GLU:HG3	1:167:A:GLU:HA	12	0.59
(1,1283)	1:104:A:PRO:HD2	1:103:A:THR:HG21	5	0.59
(1,1177)	1:79:A:PHE:HD2	1:149:A:MET:HG2	18	0.59
(1,1008)	1:110:A:ILE:HD11	1:107:A:MET:HG2	18	0.59
(1,769)	1:126:A:ILE:HD11	1:123:A:GLN:HG2	16	0.59
(1,702)	1:142:A:PRO:HG2	1:142:A:PRO:HA	12	0.59
(1,230)	1:120:A:TRP:HA	1:120:A:TRP:HB3	1	0.59
(1,230)	1:120:A:TRP:HA	1:120:A:TRP:HB3	17	0.59
(1,198)	1:81:A:TRP:HD1	1:81:A:TRP:HB2	2	0.59
(1,198)	1:81:A:TRP:HD1	1:81:A:TRP:HB2	3	0.59
(1,198)	1:81:A:TRP:HD1	1:81:A:TRP:HB2	4	0.59
(1,198)	1:81:A:TRP:HD1	1:81:A:TRP:HB2	7	0.59
(1,198)	1:81:A:TRP:HD1	1:81:A:TRP:HB2	8	0.59
(1,198)	1:81:A:TRP:HD1	1:81:A:TRP:HB2	10	0.59
(1,198)	1:81:A:TRP:HD1	1:81:A:TRP:HB2	14	0.59
(1,198)	1:81:A:TRP:HD1	1:81:A:TRP:HB2	15	0.59
(1,198)	1:81:A:TRP:HD1	1:81:A:TRP:HB2	17	0.59
(1,198)	1:81:A:TRP:HD1	1:81:A:TRP:HB2	19	0.59
(1,198)	1:81:A:TRP:HD1	1:81:A:TRP:HB2	20	0.59
(1,2514)	1:81:A:TRP:H	1:81:A:TRP:HB2	2	0.58
(1,2514)	1:81:A:TRP:H	1:81:A:TRP:HB2	3	0.58
(1,2514)	1:81:A:TRP:H	1:81:A:TRP:HB2	4	0.58
(1,2514)	1:81:A:TRP:H	1:81:A:TRP:HB2	5	0.58
(1,2514)	1:81:A:TRP:H	1:81:A:TRP:HB2	8	0.58
(1,2514)	1:81:A:TRP:H	1:81:A:TRP:HB2	9	0.58
(1,2514)	1:81:A:TRP:H	1:81:A:TRP:HB2	10	0.58
(1,2514)	1:81:A:TRP:H	1:81:A:TRP:HB2	11	0.58
(1,2514)	1:81:A:TRP:H	1:81:A:TRP:HB2	13	0.58
(1,2514)	1:81:A:TRP:H	1:81:A:TRP:HB2	14	0.58
(1,2514)	1:81:A:TRP:H	1:81:A:TRP:HB2	15	0.58
(1,2514)	1:81:A:TRP:H	1:81:A:TRP:HB2	20	0.58
(1,2503)	1:93:A:ASN:H	1:92:A:LEU:HB3	6	0.58
(1,2266)	1:115:A:GLU:H	1:115:A:GLU:HG3	15	0.58
(1,2144)	1:152:A:ALA:H	1:151:A:GLU:HB3	11	0.58
(1,2112)	1:154:A:GLU:H	1:154:A:GLU:HB3	8	0.58

Continued on next page...

Continued from previous page...

Key	Atom-1	Atom-2	Model ID	Violation (Å)
(1,2112)	1:154:A:GLU:H	1:154:A:GLU:HB3	15	0.58
(1,2034)	1:85:A:GLN:HE22	1:82:A:PRO:HA	10	0.58
(1,1416)	1:142:A:PRO:HD2	1:141:A:LYS:HB2	18	0.58
(1,1416)	1:142:A:PRO:HD2	1:141:A:LYS:HB2	20	0.58
(1,1177)	1:79:A:PHE:HD2	1:149:A:MET:HG2	3	0.58
(1,1177)	1:79:A:PHE:HD2	1:149:A:MET:HG2	4	0.58
(1,1177)	1:79:A:PHE:HD2	1:149:A:MET:HG2	19	0.58
(1,1008)	1:110:A:ILE:HD11	1:107:A:MET:HG2	9	0.58
(1,857)	1:102:A:LYS:HD3	1:102:A:LYS:HA	5	0.58
(1,846)	1:91:A:LYS:HE3	1:91:A:LYS:HG3	2	0.58
(1,836)	1:76:A:LYS:HE3	1:76:A:LYS:HG3	19	0.58
(1,811)	1:64:A:GLN:HG2	1:64:A:GLN:HA	8	0.58
(1,769)	1:126:A:ILE:HD11	1:123:A:GLN:HG2	15	0.58
(1,198)	1:81:A:TRP:HD1	1:81:A:TRP:HB2	11	0.58
(1,198)	1:81:A:TRP:HD1	1:81:A:TRP:HB2	16	0.58
(1,2514)	1:81:A:TRP:H	1:81:A:TRP:HB2	6	0.57
(1,2514)	1:81:A:TRP:H	1:81:A:TRP:HB2	12	0.57
(1,2514)	1:81:A:TRP:H	1:81:A:TRP:HB2	17	0.57
(1,2514)	1:81:A:TRP:H	1:81:A:TRP:HB2	18	0.57
(1,2514)	1:81:A:TRP:H	1:81:A:TRP:HB2	19	0.57
(1,2266)	1:115:A:GLU:H	1:115:A:GLU:HG3	5	0.57
(1,2144)	1:152:A:ALA:H	1:151:A:GLU:HB3	8	0.57
(1,2112)	1:154:A:GLU:H	1:154:A:GLU:HB3	5	0.57
(1,2112)	1:154:A:GLU:H	1:154:A:GLU:HB3	7	0.57
(1,2112)	1:154:A:GLU:H	1:154:A:GLU:HB3	18	0.57
(1,2035)	1:76:A:LYS:H	1:76:A:LYS:HE3	19	0.57
(1,1723)	1:124:A:GLU:HG3	1:121:A:ASN:HB3	5	0.57
(1,1715)	1:67:A:LEU:HB2	1:64:A:GLN:HA	4	0.57
(1,1327)	1:148:A:LEU:HD11	1:145:A:ASP:HB2	15	0.57
(1,1008)	1:110:A:ILE:HD11	1:107:A:MET:HG2	19	0.57
(1,926)	1:141:A:LYS:HA	1:141:A:LYS:HG3	10	0.57
(1,769)	1:126:A:ILE:HD11	1:123:A:GLN:HG2	8	0.57
(1,712)	1:165:A:PRO:HD2	1:165:A:PRO:HA	6	0.57
(1,702)	1:142:A:PRO:HG2	1:142:A:PRO:HA	8	0.57
(1,702)	1:142:A:PRO:HG2	1:142:A:PRO:HA	11	0.57
(1,702)	1:142:A:PRO:HG2	1:142:A:PRO:HA	16	0.57
(1,702)	1:142:A:PRO:HG2	1:142:A:PRO:HA	17	0.57
(1,132)	1:132:A:MET:HG2	1:83:A:PHE:HD2	3	0.57
(1,2604)	1:85:A:GLN:H	1:85:A:GLN:HE22	12	0.56
(1,2500)	1:146:A:ILE:H	1:145:A:ASP:HB3	11	0.56
(1,2266)	1:115:A:GLU:H	1:115:A:GLU:HG3	8	0.56
(1,2250)	1:141:A:LYS:H	1:141:A:LYS:HG3	13	0.56

Continued on next page...

Continued from previous page...

Key	Atom-1	Atom-2	Model ID	Violation (Å)
(1,2250)	1:141:A:LYS:H	1:141:A:LYS:HG3	19	0.56
(1,2144)	1:152:A:ALA:H	1:151:A:GLU:HB3	1	0.56
(1,2144)	1:152:A:ALA:H	1:151:A:GLU:HB3	5	0.56
(1,2144)	1:152:A:ALA:H	1:151:A:GLU:HB3	10	0.56
(1,2112)	1:154:A:GLU:H	1:154:A:GLU:HB3	3	0.56
(1,2112)	1:154:A:GLU:H	1:154:A:GLU:HB3	10	0.56
(1,2112)	1:154:A:GLU:H	1:154:A:GLU:HB3	14	0.56
(1,2112)	1:154:A:GLU:H	1:154:A:GLU:HB3	17	0.56
(1,1342)	1:53:A:PRO:HD3	1:54:A:ASN:HB3	19	0.56
(1,1327)	1:148:A:LEU:HD11	1:145:A:ASP:HB2	12	0.56
(1,1008)	1:110:A:ILE:HD11	1:107:A:MET:HG2	7	0.56
(1,992)	1:168:A:GLU:HG3	1:168:A:GLU:HA	16	0.56
(1,846)	1:91:A:LYS:HE3	1:91:A:LYS:HG3	16	0.56
(1,769)	1:126:A:ILE:HD11	1:123:A:GLN:HG2	3	0.56
(1,769)	1:126:A:ILE:HD11	1:123:A:GLN:HG2	12	0.56
(1,769)	1:126:A:ILE:HD11	1:123:A:GLN:HG2	20	0.56
(1,712)	1:165:A:PRO:HD2	1:165:A:PRO:HA	1	0.56
(1,712)	1:165:A:PRO:HD2	1:165:A:PRO:HA	5	0.56
(1,712)	1:165:A:PRO:HD2	1:165:A:PRO:HA	8	0.56
(1,712)	1:165:A:PRO:HD2	1:165:A:PRO:HA	10	0.56
(1,712)	1:165:A:PRO:HD2	1:165:A:PRO:HA	11	0.56
(1,712)	1:165:A:PRO:HD2	1:165:A:PRO:HA	12	0.56
(1,712)	1:165:A:PRO:HD2	1:165:A:PRO:HA	16	0.56
(1,712)	1:165:A:PRO:HD2	1:165:A:PRO:HA	19	0.56
(1,702)	1:142:A:PRO:HG2	1:142:A:PRO:HA	3	0.56
(1,702)	1:142:A:PRO:HG2	1:142:A:PRO:HA	5	0.56
(1,702)	1:142:A:PRO:HG2	1:142:A:PRO:HA	9	0.56
(1,702)	1:142:A:PRO:HG2	1:142:A:PRO:HA	14	0.56
(1,702)	1:142:A:PRO:HG2	1:142:A:PRO:HA	15	0.56
(1,702)	1:142:A:PRO:HG2	1:142:A:PRO:HA	19	0.56
(1,648)	1:112:A:LYS:HE3	1:109:A:THR:HA	3	0.56
(1,378)	1:125:A:CYS:HB3	1:63:A:LEU:HD21	9	0.56
(1,132)	1:132:A:MET:HG2	1:83:A:PHE:HD2	1	0.56
(1,132)	1:132:A:MET:HG2	1:83:A:PHE:HD2	5	0.56
(1,2503)	1:93:A:ASN:H	1:92:A:LEU:HB3	3	0.55
(1,2503)	1:93:A:ASN:H	1:92:A:LEU:HB3	10	0.55
(1,2503)	1:93:A:ASN:H	1:92:A:LEU:HB3	14	0.55
(1,2250)	1:141:A:LYS:H	1:141:A:LYS:HG3	4	0.55
(1,1929)	1:100:A:ILE:H	1:100:A:ILE:HG12	2	0.55
(1,1454)	1:159:A:GLN:HB2	1:156:A:LEU:HD21	2	0.55
(1,1281)	1:92:A:LEU:HB3	1:94:A:LEU:HD21	9	0.55
(1,1177)	1:79:A:PHE:HD2	1:149:A:MET:HG2	10	0.55

Continued on next page...

Continued from previous page...

Key	Atom-1	Atom-2	Model ID	Violation (Å)
(1,1008)	1:110:A:ILE:HD11	1:107:A:MET:HG2	10	0.55
(1,926)	1:141:A:LYS:HA	1:141:A:LYS:HG3	4	0.55
(1,926)	1:141:A:LYS:HA	1:141:A:LYS:HG3	5	0.55
(1,926)	1:141:A:LYS:HA	1:141:A:LYS:HG3	6	0.55
(1,926)	1:141:A:LYS:HA	1:141:A:LYS:HG3	11	0.55
(1,926)	1:141:A:LYS:HA	1:141:A:LYS:HG3	15	0.55
(1,794)	1:59:A:GLN:HG3	1:59:A:GLN:HA	15	0.55
(1,769)	1:126:A:ILE:HD11	1:123:A:GLN:HG2	7	0.55
(1,769)	1:126:A:ILE:HD11	1:123:A:GLN:HG2	11	0.55
(1,769)	1:126:A:ILE:HD11	1:123:A:GLN:HG2	19	0.55
(1,712)	1:165:A:PRO:HD2	1:165:A:PRO:HA	2	0.55
(1,712)	1:165:A:PRO:HD2	1:165:A:PRO:HA	4	0.55
(1,712)	1:165:A:PRO:HD2	1:165:A:PRO:HA	7	0.55
(1,712)	1:165:A:PRO:HD2	1:165:A:PRO:HA	9	0.55
(1,712)	1:165:A:PRO:HD2	1:165:A:PRO:HA	13	0.55
(1,712)	1:165:A:PRO:HD2	1:165:A:PRO:HA	14	0.55
(1,712)	1:165:A:PRO:HD2	1:165:A:PRO:HA	15	0.55
(1,712)	1:165:A:PRO:HD2	1:165:A:PRO:HA	17	0.55
(1,712)	1:165:A:PRO:HD2	1:165:A:PRO:HA	20	0.55
(1,702)	1:142:A:PRO:HG2	1:142:A:PRO:HA	1	0.55
(1,702)	1:142:A:PRO:HG2	1:142:A:PRO:HA	4	0.55
(1,702)	1:142:A:PRO:HG2	1:142:A:PRO:HA	7	0.55
(1,702)	1:142:A:PRO:HG2	1:142:A:PRO:HA	10	0.55
(1,702)	1:142:A:PRO:HG2	1:142:A:PRO:HA	13	0.55
(1,702)	1:142:A:PRO:HG2	1:142:A:PRO:HA	20	0.55
(1,241)	1:159:A:GLN:HA	1:159:A:GLN:HB3	2	0.55
(1,241)	1:159:A:GLN:HA	1:159:A:GLN:HB3	9	0.55
(1,2503)	1:93:A:ASN:H	1:92:A:LEU:HB3	2	0.54
(1,2503)	1:93:A:ASN:H	1:92:A:LEU:HB3	7	0.54
(1,2503)	1:93:A:ASN:H	1:92:A:LEU:HB3	20	0.54
(1,2266)	1:115:A:GLU:H	1:115:A:GLU:HG3	14	0.54
(1,2250)	1:141:A:LYS:H	1:141:A:LYS:HG3	1	0.54
(1,2144)	1:152:A:ALA:H	1:151:A:GLU:HB3	14	0.54
(1,2112)	1:154:A:GLU:H	1:154:A:GLU:HB3	6	0.54
(1,2112)	1:154:A:GLU:H	1:154:A:GLU:HB3	13	0.54
(1,1811)	1:132:A:MET:H	1:130:A:ASN:HB3	6	0.54
(1,1596)	1:113:A:ARG:HG3	1:109:A:THR:HG21	16	0.54
(1,1454)	1:159:A:GLN:HB2	1:156:A:LEU:HD21	9	0.54
(1,1374)	1:128:A:ASP:HA	1:127:A:GLN:HG3	8	0.54
(1,1327)	1:148:A:LEU:HD11	1:145:A:ASP:HB2	18	0.54
(1,1177)	1:79:A:PHE:HD2	1:149:A:MET:HG2	11	0.54
(1,1177)	1:79:A:PHE:HD2	1:149:A:MET:HG2	12	0.54

Continued on next page...

Continued from previous page...

Key	Atom-1	Atom-2	Model ID	Violation (Å)
(1,926)	1:141:A:LYS:HA	1:141:A:LYS:HG3	7	0.54
(1,926)	1:141:A:LYS:HA	1:141:A:LYS:HG3	8	0.54
(1,712)	1:165:A:PRO:HD2	1:165:A:PRO:HA	18	0.54
(1,702)	1:142:A:PRO:HG2	1:142:A:PRO:HA	6	0.54
(1,702)	1:142:A:PRO:HG2	1:142:A:PRO:HA	18	0.54
(1,241)	1:159:A:GLN:HA	1:159:A:GLN:HB3	1	0.54
(1,241)	1:159:A:GLN:HA	1:159:A:GLN:HB3	4	0.54
(1,241)	1:159:A:GLN:HA	1:159:A:GLN:HB3	5	0.54
(1,241)	1:159:A:GLN:HA	1:159:A:GLN:HB3	6	0.54
(1,241)	1:159:A:GLN:HA	1:159:A:GLN:HB3	7	0.54
(1,241)	1:159:A:GLN:HA	1:159:A:GLN:HB3	10	0.54
(1,241)	1:159:A:GLN:HA	1:159:A:GLN:HB3	11	0.54
(1,241)	1:159:A:GLN:HA	1:159:A:GLN:HB3	13	0.54
(1,241)	1:159:A:GLN:HA	1:159:A:GLN:HB3	14	0.54
(1,241)	1:159:A:GLN:HA	1:159:A:GLN:HB3	17	0.54
(1,241)	1:159:A:GLN:HA	1:159:A:GLN:HB3	18	0.54
(1,241)	1:159:A:GLN:HA	1:159:A:GLN:HB3	20	0.54
(1,2503)	1:93:A:ASN:H	1:92:A:LEU:HB3	4	0.53
(1,2503)	1:93:A:ASN:H	1:92:A:LEU:HB3	13	0.53
(1,2503)	1:93:A:ASN:H	1:92:A:LEU:HB3	16	0.53
(1,2503)	1:93:A:ASN:H	1:92:A:LEU:HB3	17	0.53
(1,2500)	1:146:A:ILE:H	1:145:A:ASP:HB3	18	0.53
(1,2294)	1:149:A:MET:H	1:149:A:MET:HG2	17	0.53
(1,2112)	1:154:A:GLU:H	1:154:A:GLU:HB3	11	0.53
(1,2112)	1:154:A:GLU:H	1:154:A:GLU:HB3	16	0.53
(1,1929)	1:100:A:ILE:H	1:100:A:ILE:HG12	6	0.53
(1,1543)	1:155:A:LYS:HE3	1:155:A:LYS:HG3	17	0.53
(1,1327)	1:148:A:LEU:HD11	1:145:A:ASP:HB2	2	0.53
(1,1281)	1:92:A:LEU:HB3	1:94:A:LEU:HD21	1	0.53
(1,1281)	1:92:A:LEU:HB3	1:94:A:LEU:HD21	3	0.53
(1,1281)	1:92:A:LEU:HB3	1:94:A:LEU:HD21	10	0.53
(1,1281)	1:92:A:LEU:HB3	1:94:A:LEU:HD21	17	0.53
(1,1202)	1:101:A:ILE:HG13	1:101:A:ILE:HA	18	0.53
(1,1014)	1:155:A:LYS:HE3	1:155:A:LYS:HB3	6	0.53
(1,1014)	1:155:A:LYS:HE3	1:155:A:LYS:HB3	10	0.53
(1,926)	1:141:A:LYS:HA	1:141:A:LYS:HG3	3	0.53
(1,926)	1:141:A:LYS:HA	1:141:A:LYS:HG3	9	0.53
(1,926)	1:141:A:LYS:HA	1:141:A:LYS:HG3	13	0.53
(1,926)	1:141:A:LYS:HA	1:141:A:LYS:HG3	16	0.53
(1,712)	1:165:A:PRO:HD2	1:165:A:PRO:HA	3	0.53
(1,242)	1:78:A:GLN:HA	1:78:A:GLN:HB2	15	0.53
(1,241)	1:159:A:GLN:HA	1:159:A:GLN:HB3	3	0.53

Continued on next page...

Continued from previous page...

Key	Atom-1	Atom-2	Model ID	Violation (Å)
(1,241)	1:159:A:GLN:HA	1:159:A:GLN:HB3	12	0.53
(1,241)	1:159:A:GLN:HA	1:159:A:GLN:HB3	19	0.53
(1,132)	1:132:A:MET:HG2	1:83:A:PHE:HD2	17	0.53
(2,122)	1:84:A:GLN:HE21	1:75:A:TRP:O	15	0.52
(1,2503)	1:93:A:ASN:H	1:92:A:LEU:HB3	8	0.52
(1,2503)	1:93:A:ASN:H	1:92:A:LEU:HB3	19	0.52
(1,2500)	1:146:A:ILE:H	1:145:A:ASP:HB3	12	0.52
(1,2500)	1:146:A:ILE:H	1:145:A:ASP:HB3	15	0.52
(1,2294)	1:149:A:MET:H	1:149:A:MET:HG2	6	0.52
(1,2266)	1:115:A:GLU:H	1:115:A:GLU:HG3	11	0.52
(1,2250)	1:141:A:LYS:H	1:141:A:LYS:HG3	9	0.52
(1,2144)	1:152:A:ALA:H	1:151:A:GLU:HB3	3	0.52
(1,2112)	1:154:A:GLU:H	1:154:A:GLU:HB3	12	0.52
(1,1281)	1:92:A:LEU:HB3	1:94:A:LEU:HD21	2	0.52
(1,1008)	1:110:A:ILE:HD11	1:107:A:MET:HG2	1	0.52
(1,1008)	1:110:A:ILE:HD11	1:107:A:MET:HG2	2	0.52
(1,1008)	1:110:A:ILE:HD11	1:107:A:MET:HG2	3	0.52
(1,1008)	1:110:A:ILE:HD11	1:107:A:MET:HG2	15	0.52
(1,926)	1:141:A:LYS:HA	1:141:A:LYS:HG3	14	0.52
(1,926)	1:141:A:LYS:HA	1:141:A:LYS:HG3	17	0.52
(1,926)	1:141:A:LYS:HA	1:141:A:LYS:HG3	19	0.52
(1,858)	1:102:A:LYS:HA	1:102:A:LYS:HE3	19	0.52
(1,794)	1:59:A:GLN:HG3	1:59:A:GLN:HA	10	0.52
(1,769)	1:126:A:ILE:HD11	1:123:A:GLN:HG2	14	0.52
(1,702)	1:142:A:PRO:HG2	1:142:A:PRO:HA	2	0.52
(1,363)	1:102:A:LYS:HE3	1:102:A:LYS:HD3	2	0.52
(1,363)	1:102:A:LYS:HE3	1:102:A:LYS:HD3	4	0.52
(1,363)	1:102:A:LYS:HE3	1:102:A:LYS:HD3	9	0.52
(1,363)	1:102:A:LYS:HE3	1:102:A:LYS:HD3	14	0.52
(1,363)	1:102:A:LYS:HE3	1:102:A:LYS:HD3	15	0.52
(1,363)	1:102:A:LYS:HE3	1:102:A:LYS:HD3	18	0.52
(1,241)	1:159:A:GLN:HA	1:159:A:GLN:HB3	8	0.52
(1,196)	1:98:A:TYR:HE1	1:104:A:PRO:HG3	13	0.52
(1,132)	1:132:A:MET:HG2	1:83:A:PHE:HD2	6	0.52
(1,132)	1:132:A:MET:HG2	1:83:A:PHE:HD2	14	0.52
(1,2503)	1:93:A:ASN:H	1:92:A:LEU:HB3	1	0.51
(1,2503)	1:93:A:ASN:H	1:92:A:LEU:HB3	12	0.51
(1,2266)	1:115:A:GLU:H	1:115:A:GLU:HG3	10	0.51
(1,2266)	1:115:A:GLU:H	1:115:A:GLU:HG3	12	0.51
(1,2250)	1:141:A:LYS:H	1:141:A:LYS:HG3	3	0.51
(1,2250)	1:141:A:LYS:H	1:141:A:LYS:HG3	7	0.51
(1,2144)	1:152:A:ALA:H	1:151:A:GLU:HB3	2	0.51

Continued on next page...

Continued from previous page...

Key	Atom-1	Atom-2	Model ID	Violation (Å)
(1,2112)	1:154:A:GLU:H	1:154:A:GLU:HB3	4	0.51
(1,2112)	1:154:A:GLU:H	1:154:A:GLU:HB3	19	0.51
(1,1327)	1:148:A:LEU:HD11	1:145:A:ASP:HB2	13	0.51
(1,1281)	1:92:A:LEU:HB3	1:94:A:LEU:HD21	6	0.51
(1,1281)	1:92:A:LEU:HB3	1:94:A:LEU:HD21	13	0.51
(1,992)	1:168:A:GLU:HG3	1:168:A:GLU:HA	8	0.51
(1,806)	1:64:A:GLN:HG2	1:64:A:GLN:HB2	2	0.51
(1,806)	1:64:A:GLN:HG2	1:64:A:GLN:HB2	6	0.51
(1,806)	1:64:A:GLN:HG2	1:64:A:GLN:HB2	10	0.51
(1,806)	1:64:A:GLN:HG2	1:64:A:GLN:HB2	12	0.51
(1,806)	1:64:A:GLN:HG2	1:64:A:GLN:HB2	13	0.51
(1,806)	1:64:A:GLN:HG2	1:64:A:GLN:HB2	15	0.51
(1,806)	1:64:A:GLN:HG2	1:64:A:GLN:HB2	16	0.51
(1,806)	1:64:A:GLN:HG2	1:64:A:GLN:HB2	19	0.51
(1,806)	1:64:A:GLN:HG2	1:64:A:GLN:HB2	20	0.51
(1,769)	1:126:A:ILE:HD11	1:123:A:GLN:HG2	4	0.51
(1,648)	1:112:A:LYS:HE3	1:109:A:THR:HA	8	0.51
(1,363)	1:102:A:LYS:HE3	1:102:A:LYS:HD3	1	0.51
(1,363)	1:102:A:LYS:HE3	1:102:A:LYS:HD3	3	0.51
(1,363)	1:102:A:LYS:HE3	1:102:A:LYS:HD3	5	0.51
(1,363)	1:102:A:LYS:HE3	1:102:A:LYS:HD3	6	0.51
(1,363)	1:102:A:LYS:HE3	1:102:A:LYS:HD3	11	0.51
(1,363)	1:102:A:LYS:HE3	1:102:A:LYS:HD3	13	0.51
(1,363)	1:102:A:LYS:HE3	1:102:A:LYS:HD3	20	0.51
(1,311)	1:55:A:LYS:HA	1:55:A:LYS:HG3	2	0.51
(1,304)	1:125:A:CYS:HB3	1:122:A:ALA:HA	4	0.51
(1,196)	1:98:A:TYR:HE1	1:104:A:PRO:HG3	8	0.51
(1,196)	1:98:A:TYR:HE1	1:104:A:PRO:HG3	9	0.51
(1,196)	1:98:A:TYR:HE1	1:104:A:PRO:HG3	17	0.51
(1,2503)	1:93:A:ASN:H	1:92:A:LEU:HB3	18	0.5
(1,2294)	1:149:A:MET:H	1:149:A:MET:HG2	7	0.5
(1,2266)	1:115:A:GLU:H	1:115:A:GLU:HG3	2	0.5
(1,2250)	1:141:A:LYS:H	1:141:A:LYS:HG3	16	0.5
(1,2144)	1:152:A:ALA:H	1:151:A:GLU:HB3	15	0.5
(1,1632)	1:82:A:PRO:HG2	1:149:A:MET:HE1	1	0.5
(1,1604)	1:107:A:MET:HG3	1:80:A:ALA:HB1	15	0.5
(1,1416)	1:142:A:PRO:HD2	1:141:A:LYS:HB2	10	0.5
(1,1327)	1:148:A:LEU:HD11	1:145:A:ASP:HB2	16	0.5
(1,1281)	1:92:A:LEU:HB3	1:94:A:LEU:HD21	7	0.5
(1,1143)	1:111:A:LYS:HA	1:111:A:LYS:HG2	3	0.5
(1,1143)	1:111:A:LYS:HA	1:111:A:LYS:HG2	7	0.5
(1,1143)	1:111:A:LYS:HA	1:111:A:LYS:HG2	13	0.5

Continued on next page...

Continued from previous page...

Key	Atom-1	Atom-2	Model ID	Violation (Å)
(1,1143)	1:111:A:LYS:HA	1:111:A:LYS:HG2	16	0.5
(1,1012)	1:155:A:LYS:HG3	1:155:A:LYS:HB3	2	0.5
(1,1012)	1:155:A:LYS:HG3	1:155:A:LYS:HB3	3	0.5
(1,1012)	1:155:A:LYS:HG3	1:155:A:LYS:HB3	4	0.5
(1,1012)	1:155:A:LYS:HG3	1:155:A:LYS:HB3	5	0.5
(1,1012)	1:155:A:LYS:HG3	1:155:A:LYS:HB3	7	0.5
(1,1012)	1:155:A:LYS:HG3	1:155:A:LYS:HB3	8	0.5
(1,1012)	1:155:A:LYS:HG3	1:155:A:LYS:HB3	11	0.5
(1,1012)	1:155:A:LYS:HG3	1:155:A:LYS:HB3	12	0.5
(1,1012)	1:155:A:LYS:HG3	1:155:A:LYS:HB3	13	0.5
(1,1012)	1:155:A:LYS:HG3	1:155:A:LYS:HB3	15	0.5
(1,1012)	1:155:A:LYS:HG3	1:155:A:LYS:HB3	18	0.5
(1,1012)	1:155:A:LYS:HG3	1:155:A:LYS:HB3	20	0.5
(1,926)	1:141:A:LYS:HA	1:141:A:LYS:HG3	1	0.5
(1,833)	1:76:A:LYS:HD3	1:73:A:THR:HA	14	0.5
(1,806)	1:64:A:GLN:HG2	1:64:A:GLN:HB2	1	0.5
(1,806)	1:64:A:GLN:HG2	1:64:A:GLN:HB2	3	0.5
(1,806)	1:64:A:GLN:HG2	1:64:A:GLN:HB2	4	0.5
(1,806)	1:64:A:GLN:HG2	1:64:A:GLN:HB2	5	0.5
(1,806)	1:64:A:GLN:HG2	1:64:A:GLN:HB2	7	0.5
(1,806)	1:64:A:GLN:HG2	1:64:A:GLN:HB2	11	0.5
(1,806)	1:64:A:GLN:HG2	1:64:A:GLN:HB2	14	0.5
(1,806)	1:64:A:GLN:HG2	1:64:A:GLN:HB2	17	0.5
(1,311)	1:55:A:LYS:HA	1:55:A:LYS:HG3	4	0.5
(1,304)	1:125:A:CYS:HB3	1:122:A:ALA:HA	8	0.5
(1,196)	1:98:A:TYR:HE1	1:104:A:PRO:HG3	7	0.5
(1,2503)	1:93:A:ASN:H	1:92:A:LEU:HB3	5	0.49
(1,2503)	1:93:A:ASN:H	1:92:A:LEU:HB3	11	0.49
(1,2500)	1:146:A:ILE:H	1:145:A:ASP:HB3	16	0.49
(1,2266)	1:115:A:GLU:H	1:115:A:GLU:HG3	7	0.49
(1,2266)	1:115:A:GLU:H	1:115:A:GLU:HG3	16	0.49
(1,2250)	1:141:A:LYS:H	1:141:A:LYS:HG3	14	0.49
(1,2144)	1:152:A:ALA:H	1:151:A:GLU:HB3	12	0.49
(1,2144)	1:152:A:ALA:H	1:151:A:GLU:HB3	16	0.49
(1,2112)	1:154:A:GLU:H	1:154:A:GLU:HB3	2	0.49
(1,1929)	1:100:A:ILE:H	1:100:A:ILE:HG12	16	0.49
(1,1771)	1:114:A:LEU:H	1:113:A:ARG:HB3	15	0.49
(1,1281)	1:92:A:LEU:HB3	1:94:A:LEU:HD21	19	0.49
(1,1184)	1:149:A:MET:HG3	1:149:A:MET:HE1	1	0.49
(1,1143)	1:111:A:LYS:HA	1:111:A:LYS:HG2	2	0.49
(1,1143)	1:111:A:LYS:HA	1:111:A:LYS:HG2	4	0.49
(1,1143)	1:111:A:LYS:HA	1:111:A:LYS:HG2	5	0.49

Continued on next page...

Continued from previous page...

Key	Atom-1	Atom-2	Model ID	Violation (Å)
(1,1143)	1:111:A:LYS:HA	1:111:A:LYS:HG2	8	0.49
(1,1143)	1:111:A:LYS:HA	1:111:A:LYS:HG2	9	0.49
(1,1143)	1:111:A:LYS:HA	1:111:A:LYS:HG2	11	0.49
(1,1143)	1:111:A:LYS:HA	1:111:A:LYS:HG2	17	0.49
(1,1046)	1:55:A:LYS:HB2	1:55:A:LYS:HG3	14	0.49
(1,1046)	1:55:A:LYS:HB2	1:55:A:LYS:HG3	20	0.49
(1,1012)	1:155:A:LYS:HG3	1:155:A:LYS:HB3	14	0.49
(1,1008)	1:110:A:ILE:HD11	1:107:A:MET:HG2	5	0.49
(1,1008)	1:110:A:ILE:HD11	1:107:A:MET:HG2	13	0.49
(1,806)	1:64:A:GLN:HG2	1:64:A:GLN:HB2	9	0.49
(1,806)	1:64:A:GLN:HG2	1:64:A:GLN:HB2	18	0.49
(1,242)	1:78:A:GLN:HA	1:78:A:GLN:HB2	16	0.49
(1,241)	1:159:A:GLN:HA	1:159:A:GLN:HB3	15	0.49
(1,196)	1:98:A:TYR:HE1	1:104:A:PRO:HG3	3	0.49
(1,196)	1:98:A:TYR:HE1	1:104:A:PRO:HG3	10	0.49
(1,196)	1:98:A:TYR:HE1	1:104:A:PRO:HG3	11	0.49
(1,196)	1:98:A:TYR:HE1	1:104:A:PRO:HG3	19	0.49
(1,2581)	1:121:A:ASN:HD22	1:124:A:GLU:HG3	2	0.48
(1,2266)	1:115:A:GLU:H	1:115:A:GLU:HG3	17	0.48
(1,2250)	1:141:A:LYS:H	1:141:A:LYS:HG3	11	0.48
(1,2152)	1:79:A:PHE:H	1:78:A:GLN:HG2	14	0.48
(1,2144)	1:152:A:ALA:H	1:151:A:GLU:HB3	7	0.48
(1,2112)	1:154:A:GLU:H	1:154:A:GLU:HB3	9	0.48
(1,1771)	1:114:A:LEU:H	1:113:A:ARG:HB3	3	0.48
(1,1771)	1:114:A:LEU:H	1:113:A:ARG:HB3	6	0.48
(1,1771)	1:114:A:LEU:H	1:113:A:ARG:HB3	20	0.48
(1,1693)	1:100:A:ILE:HD11	1:96:A:ASP:HB3	16	0.48
(1,1604)	1:107:A:MET:HG3	1:80:A:ALA:HB1	19	0.48
(1,1545)	1:112:A:LYS:HE3	1:112:A:LYS:HG3	7	0.48
(1,1328)	1:145:A:ASP:HB2	1:145:A:ASP:HA	3	0.48
(1,1328)	1:145:A:ASP:HB2	1:145:A:ASP:HA	6	0.48
(1,1328)	1:145:A:ASP:HB2	1:145:A:ASP:HA	10	0.48
(1,1143)	1:111:A:LYS:HA	1:111:A:LYS:HG2	14	0.48
(1,1046)	1:55:A:LYS:HB2	1:55:A:LYS:HG3	15	0.48
(1,1046)	1:55:A:LYS:HB2	1:55:A:LYS:HG3	19	0.48
(1,1008)	1:110:A:ILE:HD11	1:107:A:MET:HG2	12	0.48
(1,802)	1:64:A:GLN:HB3	1:61:A:ASN:HA	8	0.48
(1,404)	1:74:A:LEU:HB3	1:74:A:LEU:HD11	13	0.48
(1,196)	1:98:A:TYR:HE1	1:104:A:PRO:HG3	1	0.48
(1,196)	1:98:A:TYR:HE1	1:104:A:PRO:HG3	5	0.48
(1,196)	1:98:A:TYR:HE1	1:104:A:PRO:HG3	16	0.48
(1,196)	1:98:A:TYR:HE1	1:104:A:PRO:HG3	18	0.48

Continued on next page...

Continued from previous page...

Key	Atom-1	Atom-2	Model ID	Violation (Å)
(1,196)	1:98:A:TYR:HE1	1:104:A:PRO:HG3	20	0.48
(1,132)	1:132:A:MET:HG2	1:83:A:PHE:HD2	2	0.48
(1,132)	1:132:A:MET:HG2	1:83:A:PHE:HD2	9	0.48
(1,2507)	1:93:A:ASN:H	1:93:A:ASN:HB3	9	0.47
(1,2144)	1:152:A:ALA:H	1:151:A:GLU:HB3	9	0.47
(1,2034)	1:85:A:GLN:HE22	1:82:A:PRO:HA	9	0.47
(1,1715)	1:67:A:LEU:HB2	1:64:A:GLN:HA	12	0.47
(1,1715)	1:67:A:LEU:HB2	1:64:A:GLN:HA	20	0.47
(1,1604)	1:107:A:MET:HG3	1:80:A:ALA:HB1	2	0.47
(1,1604)	1:107:A:MET:HG3	1:80:A:ALA:HB1	11	0.47
(1,1604)	1:107:A:MET:HG3	1:80:A:ALA:HB1	16	0.47
(1,1604)	1:107:A:MET:HG3	1:80:A:ALA:HB1	20	0.47
(1,1454)	1:159:A:GLN:HB2	1:156:A:LEU:HD21	8	0.47
(1,1416)	1:142:A:PRO:HD2	1:141:A:LYS:HB2	2	0.47
(1,1328)	1:145:A:ASP:HB2	1:145:A:ASP:HA	2	0.47
(1,1328)	1:145:A:ASP:HB2	1:145:A:ASP:HA	11	0.47
(1,1328)	1:145:A:ASP:HB2	1:145:A:ASP:HA	12	0.47
(1,1328)	1:145:A:ASP:HB2	1:145:A:ASP:HA	13	0.47
(1,1328)	1:145:A:ASP:HB2	1:145:A:ASP:HA	15	0.47
(1,1328)	1:145:A:ASP:HB2	1:145:A:ASP:HA	16	0.47
(1,1328)	1:145:A:ASP:HB2	1:145:A:ASP:HA	18	0.47
(1,1258)	1:99:A:LYS:HB3	1:96:A:ASP:HB2	8	0.47
(1,1008)	1:110:A:ILE:HD11	1:107:A:MET:HG2	14	0.47
(1,962)	1:159:A:GLN:HA	1:159:A:GLN:HG3	2	0.47
(1,924)	1:142:A:PRO:HD2	1:141:A:LYS:HG3	6	0.47
(1,884)	1:123:A:GLN:HG3	1:123:A:GLN:HB3	10	0.47
(1,884)	1:123:A:GLN:HG3	1:123:A:GLN:HB3	14	0.47
(1,851)	1:99:A:LYS:HE3	1:99:A:LYS:HG3	13	0.47
(1,807)	1:68:A:ARG:HD3	1:64:A:GLN:HG3	15	0.47
(1,769)	1:126:A:ILE:HD11	1:123:A:GLN:HG2	6	0.47
(1,769)	1:126:A:ILE:HD11	1:123:A:GLN:HG2	10	0.47
(1,769)	1:126:A:ILE:HD11	1:123:A:GLN:HG2	18	0.47
(1,718)	1:65:A:TYR:HD1	1:165:A:PRO:HD3	6	0.47
(1,718)	1:65:A:TYR:HD1	1:165:A:PRO:HD3	19	0.47
(1,404)	1:74:A:LEU:HB3	1:74:A:LEU:HD11	2	0.47
(1,404)	1:74:A:LEU:HB3	1:74:A:LEU:HD11	12	0.47
(1,404)	1:74:A:LEU:HB3	1:74:A:LEU:HD11	15	0.47
(1,241)	1:159:A:GLN:HA	1:159:A:GLN:HB3	16	0.47
(1,2144)	1:152:A:ALA:H	1:151:A:GLU:HB3	6	0.46
(1,2144)	1:152:A:ALA:H	1:151:A:GLU:HB3	18	0.46
(1,1771)	1:114:A:LEU:H	1:113:A:ARG:HB3	19	0.46
(1,1604)	1:107:A:MET:HG3	1:80:A:ALA:HB1	1	0.46

Continued on next page...

Continued from previous page...

Key	Atom-1	Atom-2	Model ID	Violation (Å)
(1,1604)	1:107:A:MET:HG3	1:80:A:ALA:HB1	6	0.46
(1,1604)	1:107:A:MET:HG3	1:80:A:ALA:HB1	10	0.46
(1,1604)	1:107:A:MET:HG3	1:80:A:ALA:HB1	13	0.46
(1,1604)	1:107:A:MET:HG3	1:80:A:ALA:HB1	14	0.46
(1,1454)	1:159:A:GLN:HB2	1:156:A:LEU:HD21	4	0.46
(1,1328)	1:145:A:ASP:HB2	1:145:A:ASP:HA	9	0.46
(1,1328)	1:145:A:ASP:HB2	1:145:A:ASP:HA	19	0.46
(1,1281)	1:92:A:LEU:HB3	1:94:A:LEU:HD21	16	0.46
(1,1281)	1:92:A:LEU:HB3	1:94:A:LEU:HD21	20	0.46
(1,1008)	1:110:A:ILE:HD11	1:107:A:MET:HG2	4	0.46
(1,962)	1:159:A:GLN:HA	1:159:A:GLN:HG3	9	0.46
(1,884)	1:123:A:GLN:HG3	1:123:A:GLN:HB3	1	0.46
(1,884)	1:123:A:GLN:HG3	1:123:A:GLN:HB3	2	0.46
(1,884)	1:123:A:GLN:HG3	1:123:A:GLN:HB3	3	0.46
(1,884)	1:123:A:GLN:HG3	1:123:A:GLN:HB3	4	0.46
(1,884)	1:123:A:GLN:HG3	1:123:A:GLN:HB3	5	0.46
(1,884)	1:123:A:GLN:HG3	1:123:A:GLN:HB3	6	0.46
(1,884)	1:123:A:GLN:HG3	1:123:A:GLN:HB3	7	0.46
(1,884)	1:123:A:GLN:HG3	1:123:A:GLN:HB3	8	0.46
(1,884)	1:123:A:GLN:HG3	1:123:A:GLN:HB3	9	0.46
(1,884)	1:123:A:GLN:HG3	1:123:A:GLN:HB3	11	0.46
(1,884)	1:123:A:GLN:HG3	1:123:A:GLN:HB3	12	0.46
(1,884)	1:123:A:GLN:HG3	1:123:A:GLN:HB3	15	0.46
(1,884)	1:123:A:GLN:HG3	1:123:A:GLN:HB3	16	0.46
(1,884)	1:123:A:GLN:HG3	1:123:A:GLN:HB3	17	0.46
(1,884)	1:123:A:GLN:HG3	1:123:A:GLN:HB3	18	0.46
(1,879)	1:116:A:ASN:HB3	1:113:A:ARG:HA	9	0.46
(1,857)	1:102:A:LYS:HD3	1:102:A:LYS:HA	19	0.46
(1,851)	1:99:A:LYS:HE3	1:99:A:LYS:HG3	5	0.46
(1,794)	1:59:A:GLN:HG3	1:59:A:GLN:HA	13	0.46
(1,753)	1:107:A:MET:HG3	1:107:A:MET:HB3	1	0.46
(1,753)	1:107:A:MET:HG3	1:107:A:MET:HB3	3	0.46
(1,753)	1:107:A:MET:HG3	1:107:A:MET:HB3	4	0.46
(1,753)	1:107:A:MET:HG3	1:107:A:MET:HB3	5	0.46
(1,753)	1:107:A:MET:HG3	1:107:A:MET:HB3	6	0.46
(1,753)	1:107:A:MET:HG3	1:107:A:MET:HB3	8	0.46
(1,753)	1:107:A:MET:HG3	1:107:A:MET:HB3	10	0.46
(1,753)	1:107:A:MET:HG3	1:107:A:MET:HB3	12	0.46
(1,753)	1:107:A:MET:HG3	1:107:A:MET:HB3	13	0.46
(1,753)	1:107:A:MET:HG3	1:107:A:MET:HB3	14	0.46
(1,753)	1:107:A:MET:HG3	1:107:A:MET:HB3	15	0.46
(1,718)	1:65:A:TYR:HD1	1:165:A:PRO:HD3	16	0.46

Continued on next page...

Continued from previous page...

Key	Atom-1	Atom-2	Model ID	Violation (Å)
(1,404)	1:74:A:LEU:HB3	1:74:A:LEU:HD11	3	0.46
(1,404)	1:74:A:LEU:HB3	1:74:A:LEU:HD11	6	0.46
(1,404)	1:74:A:LEU:HB3	1:74:A:LEU:HD11	8	0.46
(1,404)	1:74:A:LEU:HB3	1:74:A:LEU:HD11	11	0.46
(1,404)	1:74:A:LEU:HB3	1:74:A:LEU:HD11	14	0.46
(1,404)	1:74:A:LEU:HB3	1:74:A:LEU:HD11	16	0.46
(1,404)	1:74:A:LEU:HB3	1:74:A:LEU:HD11	19	0.46
(1,196)	1:98:A:TYR:HE1	1:104:A:PRO:HG3	12	0.46
(1,154)	1:78:A:GLN:HG3	1:77:A:HIS:HE1	14	0.46
(1,2636)	1:93:A:ASN:HD22	1:93:A:ASN:HB3	1	0.45
(1,2636)	1:93:A:ASN:HD22	1:93:A:ASN:HB3	5	0.45
(1,2636)	1:93:A:ASN:HD22	1:93:A:ASN:HB3	16	0.45
(1,2503)	1:93:A:ASN:H	1:92:A:LEU:HB3	15	0.45
(1,2250)	1:141:A:LYS:H	1:141:A:LYS:HG3	8	0.45
(1,2144)	1:152:A:ALA:H	1:151:A:GLU:HB3	13	0.45
(1,2144)	1:152:A:ALA:H	1:151:A:GLU:HB3	17	0.45
(1,2023)	1:73:A:THR:H	1:72:A:LYS:HG3	19	0.45
(1,1929)	1:100:A:ILE:H	1:100:A:ILE:HG12	3	0.45
(1,1929)	1:100:A:ILE:H	1:100:A:ILE:HG12	7	0.45
(1,1771)	1:114:A:LEU:H	1:113:A:ARG:HB3	9	0.45
(1,1771)	1:114:A:LEU:H	1:113:A:ARG:HB3	14	0.45
(1,1604)	1:107:A:MET:HG3	1:80:A:ALA:HB1	3	0.45
(1,1604)	1:107:A:MET:HG3	1:80:A:ALA:HB1	4	0.45
(1,1604)	1:107:A:MET:HG3	1:80:A:ALA:HB1	7	0.45
(1,1604)	1:107:A:MET:HG3	1:80:A:ALA:HB1	9	0.45
(1,1604)	1:107:A:MET:HG3	1:80:A:ALA:HB1	12	0.45
(1,1604)	1:107:A:MET:HG3	1:80:A:ALA:HB1	18	0.45
(1,1405)	1:99:A:LYS:HB3	1:99:A:LYS:HE3	10	0.45
(1,1328)	1:145:A:ASP:HB2	1:145:A:ASP:HA	20	0.45
(1,1227)	1:155:A:LYS:HD3	1:152:A:ALA:HA	17	0.45
(1,1008)	1:110:A:ILE:HD11	1:107:A:MET:HG2	6	0.45
(1,884)	1:123:A:GLN:HG3	1:123:A:GLN:HB3	13	0.45
(1,884)	1:123:A:GLN:HG3	1:123:A:GLN:HB3	19	0.45
(1,884)	1:123:A:GLN:HG3	1:123:A:GLN:HB3	20	0.45
(1,808)	1:68:A:ARG:HD3	1:64:A:GLN:HG2	8	0.45
(1,794)	1:59:A:GLN:HG3	1:59:A:GLN:HA	19	0.45
(1,794)	1:59:A:GLN:HG3	1:59:A:GLN:HA	20	0.45
(1,753)	1:107:A:MET:HG3	1:107:A:MET:HB3	2	0.45
(1,753)	1:107:A:MET:HG3	1:107:A:MET:HB3	7	0.45
(1,753)	1:107:A:MET:HG3	1:107:A:MET:HB3	9	0.45
(1,753)	1:107:A:MET:HG3	1:107:A:MET:HB3	11	0.45
(1,753)	1:107:A:MET:HG3	1:107:A:MET:HB3	16	0.45

Continued on next page...

Continued from previous page...

Key	Atom-1	Atom-2	Model ID	Violation (Å)
(1,753)	1:107:A:MET:HG3	1:107:A:MET:HB3	17	0.45
(1,753)	1:107:A:MET:HG3	1:107:A:MET:HB3	18	0.45
(1,753)	1:107:A:MET:HG3	1:107:A:MET:HB3	19	0.45
(1,753)	1:107:A:MET:HG3	1:107:A:MET:HB3	20	0.45
(1,718)	1:65:A:TYR:HD1	1:165:A:PRO:HD3	3	0.45
(1,718)	1:65:A:TYR:HD1	1:165:A:PRO:HD3	5	0.45
(1,404)	1:74:A:LEU:HB3	1:74:A:LEU:HD11	1	0.45
(1,404)	1:74:A:LEU:HB3	1:74:A:LEU:HD11	4	0.45
(1,404)	1:74:A:LEU:HB3	1:74:A:LEU:HD11	7	0.45
(1,404)	1:74:A:LEU:HB3	1:74:A:LEU:HD11	9	0.45
(1,404)	1:74:A:LEU:HB3	1:74:A:LEU:HD11	10	0.45
(1,404)	1:74:A:LEU:HB3	1:74:A:LEU:HD11	17	0.45
(1,404)	1:74:A:LEU:HB3	1:74:A:LEU:HD11	20	0.45
(2,126)	1:113:A:ARG:HH11	1:128:A:ASP:OD2	16	0.44
(2,126)	1:113:A:ARG:HH12	1:128:A:ASP:OD2	16	0.44
(1,2636)	1:93:A:ASN:HD22	1:93:A:ASN:HB3	8	0.44
(1,2636)	1:93:A:ASN:HD22	1:93:A:ASN:HB3	15	0.44
(1,2636)	1:93:A:ASN:HD22	1:93:A:ASN:HB3	20	0.44
(1,2366)	1:137:A:TYR:H	1:136:A:CYS:HB2	19	0.44
(1,2266)	1:115:A:GLU:H	1:115:A:GLU:HG3	9	0.44
(1,2144)	1:152:A:ALA:H	1:151:A:GLU:HB3	4	0.44
(1,1715)	1:67:A:LEU:HB2	1:64:A:GLN:HA	18	0.44
(1,1693)	1:100:A:ILE:HD11	1:96:A:ASP:HB3	3	0.44
(1,1604)	1:107:A:MET:HG3	1:80:A:ALA:HB1	5	0.44
(1,1604)	1:107:A:MET:HG3	1:80:A:ALA:HB1	17	0.44
(1,1012)	1:155:A:LYS:HG3	1:155:A:LYS:HB3	1	0.44
(1,1012)	1:155:A:LYS:HG3	1:155:A:LYS:HB3	6	0.44
(1,1012)	1:155:A:LYS:HG3	1:155:A:LYS:HB3	9	0.44
(1,1012)	1:155:A:LYS:HG3	1:155:A:LYS:HB3	10	0.44
(1,1012)	1:155:A:LYS:HG3	1:155:A:LYS:HB3	19	0.44
(1,1008)	1:110:A:ILE:HD11	1:107:A:MET:HG2	17	0.44
(1,963)	1:156:A:LEU:HA	1:159:A:GLN:HG2	8	0.44
(1,926)	1:141:A:LYS:HA	1:141:A:LYS:HG3	20	0.44
(1,794)	1:59:A:GLN:HG3	1:59:A:GLN:HA	11	0.44
(1,404)	1:74:A:LEU:HB3	1:74:A:LEU:HD11	5	0.44
(1,311)	1:55:A:LYS:HA	1:55:A:LYS:HG3	16	0.44
(1,2636)	1:93:A:ASN:HD22	1:93:A:ASN:HB3	12	0.43
(1,2636)	1:93:A:ASN:HD22	1:93:A:ASN:HB3	17	0.43
(1,2632)	1:121:A:ASN:H	1:124:A:GLU:HB3	20	0.43
(1,2500)	1:146:A:ILE:H	1:145:A:ASP:HB3	20	0.43
(1,2294)	1:149:A:MET:H	1:149:A:MET:HG2	18	0.43
(1,2144)	1:152:A:ALA:H	1:151:A:GLU:HB3	20	0.43

Continued on next page...

Continued from previous page...

Key	Atom-1	Atom-2	Model ID	Violation (Å)
(1,2094)	1:91:A:LYS:H	1:90:A:VAL:HG21	15	0.43
(1,1929)	1:100:A:ILE:H	1:100:A:ILE:HG12	9	0.43
(1,1929)	1:100:A:ILE:H	1:100:A:ILE:HG12	18	0.43
(1,1771)	1:114:A:LEU:H	1:113:A:ARG:HB3	4	0.43
(1,1771)	1:114:A:LEU:H	1:113:A:ARG:HB3	5	0.43
(1,1715)	1:67:A:LEU:HB2	1:64:A:GLN:HA	2	0.43
(1,1715)	1:67:A:LEU:HB2	1:64:A:GLN:HA	5	0.43
(1,1715)	1:67:A:LEU:HB2	1:64:A:GLN:HA	11	0.43
(1,1715)	1:67:A:LEU:HB2	1:64:A:GLN:HA	19	0.43
(1,1604)	1:107:A:MET:HG3	1:80:A:ALA:HB1	8	0.43
(1,1418)	1:86:A:PRO:HD3	1:86:A:PRO:HB3	18	0.43
(1,1329)	1:99:A:LYS:HD3	1:96:A:ASP:HB3	2	0.43
(1,1327)	1:148:A:LEU:HD11	1:145:A:ASP:HB2	9	0.43
(1,1188)	1:115:A:GLU:HG3	1:115:A:GLU:HA	3	0.43
(1,1012)	1:155:A:LYS:HG3	1:155:A:LYS:HB3	16	0.43
(1,794)	1:59:A:GLN:HG3	1:59:A:GLN:HA	1	0.43
(1,769)	1:126:A:ILE:HD11	1:123:A:GLN:HG2	5	0.43
(1,648)	1:112:A:LYS:HE3	1:109:A:THR:HA	4	0.43
(1,404)	1:74:A:LEU:HB3	1:74:A:LEU:HD11	18	0.43
(1,132)	1:132:A:MET:HG2	1:83:A:PHE:HD2	4	0.43
(1,2266)	1:115:A:GLU:H	1:115:A:GLU:HG3	4	0.42
(1,2266)	1:115:A:GLU:H	1:115:A:GLU:HG3	6	0.42
(1,2266)	1:115:A:GLU:H	1:115:A:GLU:HG3	19	0.42
(1,2250)	1:141:A:LYS:H	1:141:A:LYS:HG3	5	0.42
(1,2144)	1:152:A:ALA:H	1:151:A:GLU:HB3	19	0.42
(1,2023)	1:73:A:THR:H	1:72:A:LYS:HG3	16	0.42
(1,1929)	1:100:A:ILE:H	1:100:A:ILE:HG12	1	0.42
(1,1929)	1:100:A:ILE:H	1:100:A:ILE:HG12	19	0.42
(1,1929)	1:100:A:ILE:H	1:100:A:ILE:HG12	20	0.42
(1,1771)	1:114:A:LEU:H	1:113:A:ARG:HB3	10	0.42
(1,1390)	1:104:A:PRO:HD3	1:104:A:PRO:HB2	7	0.42
(1,1390)	1:104:A:PRO:HD3	1:104:A:PRO:HB2	8	0.42
(1,1373)	1:68:A:ARG:HG3	1:64:A:GLN:HG2	8	0.42
(1,1303)	1:117:A:ASN:HB2	1:58:A:ARG:HB2	2	0.42
(1,1012)	1:155:A:LYS:HG3	1:155:A:LYS:HB3	17	0.42
(1,962)	1:159:A:GLN:HA	1:159:A:GLN:HG3	8	0.42
(1,769)	1:126:A:ILE:HD11	1:123:A:GLN:HG2	17	0.42
(1,718)	1:65:A:TYR:HD1	1:165:A:PRO:HD3	8	0.42
(1,648)	1:112:A:LYS:HE3	1:109:A:THR:HA	6	0.42
(1,304)	1:125:A:CYS:HB3	1:122:A:ALA:HA	9	0.42
(1,1771)	1:114:A:LEU:H	1:113:A:ARG:HB3	7	0.41
(1,1390)	1:104:A:PRO:HD3	1:104:A:PRO:HB2	1	0.41

Continued on next page...

Continued from previous page...

Key	Atom-1	Atom-2	Model ID	Violation (Å)
(1,1390)	1:104:A:PRO:HD3	1:104:A:PRO:HB2	5	0.41
(1,1390)	1:104:A:PRO:HD3	1:104:A:PRO:HB2	6	0.41
(1,1390)	1:104:A:PRO:HD3	1:104:A:PRO:HB2	10	0.41
(1,1390)	1:104:A:PRO:HD3	1:104:A:PRO:HB2	13	0.41
(1,1390)	1:104:A:PRO:HD3	1:104:A:PRO:HB2	16	0.41
(1,1390)	1:104:A:PRO:HD3	1:104:A:PRO:HB2	17	0.41
(1,1390)	1:104:A:PRO:HD3	1:104:A:PRO:HB2	19	0.41
(1,1384)	1:86:A:PRO:HD2	1:85:A:GLN:HG3	5	0.41
(1,1281)	1:92:A:LEU:HB3	1:94:A:LEU:HD21	4	0.41
(1,1281)	1:92:A:LEU:HB3	1:94:A:LEU:HD21	8	0.41
(1,1281)	1:92:A:LEU:HB3	1:94:A:LEU:HD21	14	0.41
(1,1227)	1:155:A:LYS:HD3	1:152:A:ALA:HA	19	0.41
(1,927)	1:142:A:PRO:HD2	1:141:A:LYS:HD3	14	0.41
(1,769)	1:126:A:ILE:HD11	1:123:A:GLN:HG2	1	0.41
(1,769)	1:126:A:ILE:HD11	1:123:A:GLN:HG2	13	0.41
(1,742)	1:121:A:ASN:HB2	1:121:A:ASN:HA	2	0.41
(1,742)	1:121:A:ASN:HB2	1:121:A:ASN:HA	4	0.41
(1,742)	1:121:A:ASN:HB2	1:121:A:ASN:HA	19	0.41
(1,196)	1:98:A:TYR:HE1	1:104:A:PRO:HG3	2	0.41
(1,196)	1:98:A:TYR:HE1	1:104:A:PRO:HG3	14	0.41
(1,2581)	1:121:A:ASN:HD22	1:124:A:GLU:HG3	4	0.4
(1,2294)	1:149:A:MET:H	1:149:A:MET:HG2	20	0.4
(1,2266)	1:115:A:GLU:H	1:115:A:GLU:HG3	13	0.4
(1,2250)	1:141:A:LYS:H	1:141:A:LYS:HG3	10	0.4
(1,2073)	1:167:A:GLU:H	1:167:A:GLU:HG3	16	0.4
(1,1929)	1:100:A:ILE:H	1:100:A:ILE:HG12	4	0.4
(1,1771)	1:114:A:LEU:H	1:113:A:ARG:HB3	13	0.4
(1,1693)	1:100:A:ILE:HD11	1:96:A:ASP:HB3	6	0.4
(1,1390)	1:104:A:PRO:HD3	1:104:A:PRO:HB2	3	0.4
(1,1390)	1:104:A:PRO:HD3	1:104:A:PRO:HB2	4	0.4
(1,1390)	1:104:A:PRO:HD3	1:104:A:PRO:HB2	11	0.4
(1,1390)	1:104:A:PRO:HD3	1:104:A:PRO:HB2	12	0.4
(1,1390)	1:104:A:PRO:HD3	1:104:A:PRO:HB2	14	0.4
(1,1390)	1:104:A:PRO:HD3	1:104:A:PRO:HB2	20	0.4
(1,1008)	1:110:A:ILE:HD11	1:107:A:MET:HG2	8	0.4
(1,962)	1:159:A:GLN:HA	1:159:A:GLN:HG3	4	0.4
(1,851)	1:99:A:LYS:HE3	1:99:A:LYS:HG3	10	0.4
(1,851)	1:99:A:LYS:HE3	1:99:A:LYS:HG3	19	0.4
(1,802)	1:64:A:GLN:HB3	1:61:A:ASN:HA	4	0.4
(1,802)	1:64:A:GLN:HB3	1:61:A:ASN:HA	20	0.4
(1,769)	1:126:A:ILE:HD11	1:123:A:GLN:HG2	9	0.4
(1,742)	1:121:A:ASN:HB2	1:121:A:ASN:HA	5	0.4

Continued on next page...

Continued from previous page...

Key	Atom-1	Atom-2	Model ID	Violation (Å)
(1,742)	1:121:A:ASN:HB2	1:121:A:ASN:HA	9	0.4
(1,742)	1:121:A:ASN:HB2	1:121:A:ASN:HA	18	0.4
(1,718)	1:65:A:TYR:HD1	1:165:A:PRO:HD3	10	0.4
(1,718)	1:65:A:TYR:HD1	1:165:A:PRO:HD3	15	0.4
(1,698)	1:101:A:ILE:HG21	1:104:A:PRO:HG2	11	0.4
(1,698)	1:101:A:ILE:HG21	1:104:A:PRO:HG2	20	0.4
(1,2500)	1:146:A:ILE:H	1:145:A:ASP:HB3	9	0.39
(1,2500)	1:146:A:ILE:H	1:145:A:ASP:HB3	19	0.39
(1,2294)	1:149:A:MET:H	1:149:A:MET:HG2	3	0.39
(1,2294)	1:149:A:MET:H	1:149:A:MET:HG2	12	0.39
(1,1929)	1:100:A:ILE:H	1:100:A:ILE:HG12	5	0.39
(1,1929)	1:100:A:ILE:H	1:100:A:ILE:HG12	8	0.39
(1,1715)	1:67:A:LEU:HB2	1:64:A:GLN:HA	13	0.39
(1,1715)	1:67:A:LEU:HB2	1:64:A:GLN:HA	17	0.39
(1,1657)	1:132:A:MET:HE1	1:132:A:MET:HG3	18	0.39
(1,1390)	1:104:A:PRO:HD3	1:104:A:PRO:HB2	2	0.39
(1,1390)	1:104:A:PRO:HD3	1:104:A:PRO:HB2	15	0.39
(1,1390)	1:104:A:PRO:HD3	1:104:A:PRO:HB2	18	0.39
(1,1384)	1:86:A:PRO:HD2	1:85:A:GLN:HG3	11	0.39
(1,1303)	1:117:A:ASN:HB2	1:58:A:ARG:HB2	17	0.39
(1,1262)	1:146:A:ILE:HG21	1:140:A:ASN:HA	1	0.39
(1,802)	1:64:A:GLN:HB3	1:61:A:ASN:HA	9	0.39
(1,802)	1:64:A:GLN:HB3	1:61:A:ASN:HA	18	0.39
(1,742)	1:121:A:ASN:HB2	1:121:A:ASN:HA	17	0.39
(1,698)	1:101:A:ILE:HG21	1:104:A:PRO:HG2	7	0.39
(1,698)	1:101:A:ILE:HG21	1:104:A:PRO:HG2	9	0.39
(1,698)	1:101:A:ILE:HG21	1:104:A:PRO:HG2	12	0.39
(1,698)	1:101:A:ILE:HG21	1:104:A:PRO:HG2	14	0.39
(1,698)	1:101:A:ILE:HG21	1:104:A:PRO:HG2	16	0.39
(1,648)	1:112:A:LYS:HE3	1:109:A:THR:HA	10	0.39
(1,163)	2:201:A:MQO:HAJ	1:97:A:TYR:HE1	10	0.39
(1,3)	1:118:A:TYR:HD1	1:113:A:ARG:HD2	1	0.39
(1,2632)	1:121:A:ASN:H	1:124:A:GLU:HB3	1	0.38
(1,2294)	1:149:A:MET:H	1:149:A:MET:HG2	19	0.38
(1,2266)	1:115:A:GLU:H	1:115:A:GLU:HG3	1	0.38
(1,1929)	1:100:A:ILE:H	1:100:A:ILE:HG12	10	0.38
(1,1929)	1:100:A:ILE:H	1:100:A:ILE:HG12	15	0.38
(1,1771)	1:114:A:LEU:H	1:113:A:ARG:HB3	18	0.38
(1,1704)	1:110:A:ILE:HD11	1:128:A:ASP:HB2	10	0.38
(1,1704)	1:110:A:ILE:HD11	1:128:A:ASP:HB2	18	0.38
(1,1545)	1:112:A:LYS:HE3	1:112:A:LYS:HG3	12	0.38
(1,1390)	1:104:A:PRO:HD3	1:104:A:PRO:HB2	9	0.38

Continued on next page...

Continued from previous page...

Key	Atom-1	Atom-2	Model ID	Violation (Å)
(1,1384)	1:86:A:PRO:HD2	1:85:A:GLN:HG3	14	0.38
(1,1262)	1:146:A:ILE:HG21	1:140:A:ASN:HA	5	0.38
(1,1184)	1:149:A:MET:HG3	1:149:A:MET:HE1	6	0.38
(1,1184)	1:149:A:MET:HG3	1:149:A:MET:HE1	17	0.38
(1,1184)	1:149:A:MET:HG3	1:149:A:MET:HE1	18	0.38
(1,1036)	1:128:A:ASP:HB2	1:110:A:ILE:HG21	18	0.38
(1,962)	1:159:A:GLN:HA	1:159:A:GLN:HG3	15	0.38
(1,926)	1:141:A:LYS:HA	1:141:A:LYS:HG3	2	0.38
(1,905)	1:135:A:ASN:HB2	1:101:A:ILE:HD11	19	0.38
(1,833)	1:76:A:LYS:HD3	1:73:A:THR:HA	20	0.38
(1,802)	1:64:A:GLN:HB3	1:61:A:ASN:HA	14	0.38
(1,718)	1:65:A:TYR:HD1	1:165:A:PRO:HD3	11	0.38
(1,718)	1:65:A:TYR:HD1	1:165:A:PRO:HD3	17	0.38
(1,698)	1:101:A:ILE:HG21	1:104:A:PRO:HG2	1	0.38
(1,698)	1:101:A:ILE:HG21	1:104:A:PRO:HG2	2	0.38
(1,698)	1:101:A:ILE:HG21	1:104:A:PRO:HG2	3	0.38
(1,698)	1:101:A:ILE:HG21	1:104:A:PRO:HG2	4	0.38
(1,698)	1:101:A:ILE:HG21	1:104:A:PRO:HG2	5	0.38
(1,698)	1:101:A:ILE:HG21	1:104:A:PRO:HG2	6	0.38
(1,698)	1:101:A:ILE:HG21	1:104:A:PRO:HG2	8	0.38
(1,698)	1:101:A:ILE:HG21	1:104:A:PRO:HG2	10	0.38
(1,698)	1:101:A:ILE:HG21	1:104:A:PRO:HG2	13	0.38
(1,698)	1:101:A:ILE:HG21	1:104:A:PRO:HG2	15	0.38
(1,698)	1:101:A:ILE:HG21	1:104:A:PRO:HG2	17	0.38
(1,698)	1:101:A:ILE:HG21	1:104:A:PRO:HG2	19	0.38
(1,405)	1:68:A:ARG:HA	1:68:A:ARG:HD3	6	0.38
(1,325)	1:153:A:LEU:HD21	1:153:A:LEU:HB2	3	0.38
(1,325)	1:153:A:LEU:HD21	1:153:A:LEU:HB2	7	0.38
(1,325)	1:153:A:LEU:HD21	1:153:A:LEU:HB2	8	0.38
(1,325)	1:153:A:LEU:HD21	1:153:A:LEU:HB2	9	0.38
(1,325)	1:153:A:LEU:HD21	1:153:A:LEU:HB2	11	0.38
(1,196)	1:98:A:TYR:HE1	1:104:A:PRO:HG3	6	0.38
(1,2500)	1:146:A:ILE:H	1:145:A:ASP:HB3	13	0.37
(1,1771)	1:114:A:LEU:H	1:113:A:ARG:HB3	12	0.37
(1,1715)	1:67:A:LEU:HB2	1:64:A:GLN:HA	1	0.37
(1,1715)	1:67:A:LEU:HB2	1:64:A:GLN:HA	15	0.37
(1,1704)	1:110:A:ILE:HD11	1:128:A:ASP:HB2	9	0.37
(1,1704)	1:110:A:ILE:HD11	1:128:A:ASP:HB2	16	0.37
(1,1704)	1:110:A:ILE:HD11	1:128:A:ASP:HB2	19	0.37
(1,1693)	1:100:A:ILE:HD11	1:96:A:ASP:HB3	2	0.37
(1,1543)	1:155:A:LYS:HE3	1:155:A:LYS:HG3	9	0.37
(1,1454)	1:159:A:GLN:HB2	1:156:A:LEU:HD21	15	0.37

Continued on next page...

Continued from previous page...

Key	Atom-1	Atom-2	Model ID	Violation (Å)
(1,1454)	1:159:A:GLN:HB2	1:156:A:LEU:HD21	16	0.37
(1,1263)	1:88:A:ASP:HB2	1:88:A:ASP:HA	1	0.37
(1,1263)	1:88:A:ASP:HB2	1:88:A:ASP:HA	9	0.37
(1,1263)	1:88:A:ASP:HB2	1:88:A:ASP:HA	10	0.37
(1,1263)	1:88:A:ASP:HB2	1:88:A:ASP:HA	11	0.37
(1,1263)	1:88:A:ASP:HB2	1:88:A:ASP:HA	12	0.37
(1,1263)	1:88:A:ASP:HB2	1:88:A:ASP:HA	13	0.37
(1,1263)	1:88:A:ASP:HB2	1:88:A:ASP:HA	14	0.37
(1,1263)	1:88:A:ASP:HB2	1:88:A:ASP:HA	17	0.37
(1,1263)	1:88:A:ASP:HB2	1:88:A:ASP:HA	18	0.37
(1,1262)	1:146:A:ILE:HG21	1:140:A:ASN:HA	4	0.37
(1,1262)	1:146:A:ILE:HG21	1:140:A:ASN:HA	11	0.37
(1,1262)	1:146:A:ILE:HG21	1:140:A:ASN:HA	13	0.37
(1,1262)	1:146:A:ILE:HG21	1:140:A:ASN:HA	18	0.37
(1,1262)	1:146:A:ILE:HG21	1:140:A:ASN:HA	19	0.37
(1,1217)	1:153:A:LEU:HB3	1:150:A:ALA:HA	20	0.37
(1,718)	1:65:A:TYR:HD1	1:165:A:PRO:HD3	4	0.37
(1,405)	1:68:A:ARG:HA	1:68:A:ARG:HD3	7	0.37
(1,405)	1:68:A:ARG:HA	1:68:A:ARG:HD3	8	0.37
(1,405)	1:68:A:ARG:HA	1:68:A:ARG:HD3	14	0.37
(1,381)	1:148:A:LEU:HB3	1:148:A:LEU:HD11	19	0.37
(1,325)	1:153:A:LEU:HD21	1:153:A:LEU:HB2	1	0.37
(1,325)	1:153:A:LEU:HD21	1:153:A:LEU:HB2	2	0.37
(1,325)	1:153:A:LEU:HD21	1:153:A:LEU:HB2	4	0.37
(1,325)	1:153:A:LEU:HD21	1:153:A:LEU:HB2	6	0.37
(1,325)	1:153:A:LEU:HD21	1:153:A:LEU:HB2	10	0.37
(1,325)	1:153:A:LEU:HD21	1:153:A:LEU:HB2	12	0.37
(1,325)	1:153:A:LEU:HD21	1:153:A:LEU:HB2	13	0.37
(1,325)	1:153:A:LEU:HD21	1:153:A:LEU:HB2	14	0.37
(1,325)	1:153:A:LEU:HD21	1:153:A:LEU:HB2	16	0.37
(1,325)	1:153:A:LEU:HD21	1:153:A:LEU:HB2	18	0.37
(1,325)	1:153:A:LEU:HD21	1:153:A:LEU:HB2	20	0.37
(1,196)	1:98:A:TYR:HE1	1:104:A:PRO:HG3	4	0.37
(1,163)	2:201:A:MGO:HAJ	1:97:A:TYR:HE1	1	0.37
(1,132)	1:132:A:MET:HG2	1:83:A:PHE:HD2	16	0.37
(1,86)	1:65:A:TYR:HE1	1:165:A:PRO:HD3	16	0.37
(1,3)	1:118:A:TYR:HD1	1:113:A:ARG:HD2	11	0.37
(1,2381)	1:159:A:GLN:H	1:159:A:GLN:HB3	16	0.36
(1,1929)	1:100:A:ILE:H	1:100:A:ILE:HG12	12	0.36
(1,1929)	1:100:A:ILE:H	1:100:A:ILE:HG12	14	0.36
(1,1771)	1:114:A:LEU:H	1:113:A:ARG:HB3	8	0.36
(1,1715)	1:67:A:LEU:HB2	1:64:A:GLN:HA	3	0.36

Continued on next page...

Continued from previous page...

Key	Atom-1	Atom-2	Model ID	Violation (Å)
(1,1715)	1:67:A:LEU:HB2	1:64:A:GLN:HA	14	0.36
(1,1715)	1:67:A:LEU:HB2	1:64:A:GLN:HA	16	0.36
(1,1704)	1:110:A:ILE:HD11	1:128:A:ASP:HB2	1	0.36
(1,1704)	1:110:A:ILE:HD11	1:128:A:ASP:HB2	2	0.36
(1,1704)	1:110:A:ILE:HD11	1:128:A:ASP:HB2	15	0.36
(1,1704)	1:110:A:ILE:HD11	1:128:A:ASP:HB2	17	0.36
(1,1384)	1:86:A:PRO:HD2	1:85:A:GLN:HG3	15	0.36
(1,1381)	1:85:A:GLN:HA	1:85:A:GLN:HG2	12	0.36
(1,1381)	1:85:A:GLN:HA	1:85:A:GLN:HG2	17	0.36
(1,1327)	1:148:A:LEU:HD11	1:145:A:ASP:HB2	19	0.36
(1,1327)	1:148:A:LEU:HD11	1:145:A:ASP:HB2	20	0.36
(1,1281)	1:92:A:LEU:HB3	1:94:A:LEU:HD21	5	0.36
(1,1263)	1:88:A:ASP:HB2	1:88:A:ASP:HA	3	0.36
(1,1263)	1:88:A:ASP:HB2	1:88:A:ASP:HA	5	0.36
(1,1263)	1:88:A:ASP:HB2	1:88:A:ASP:HA	7	0.36
(1,1263)	1:88:A:ASP:HB2	1:88:A:ASP:HA	8	0.36
(1,1263)	1:88:A:ASP:HB2	1:88:A:ASP:HA	20	0.36
(1,1262)	1:146:A:ILE:HG21	1:140:A:ASN:HA	10	0.36
(1,1262)	1:146:A:ILE:HG21	1:140:A:ASN:HA	12	0.36
(1,1262)	1:146:A:ILE:HG21	1:140:A:ASN:HA	15	0.36
(1,1217)	1:153:A:LEU:HB3	1:150:A:ALA:HA	7	0.36
(1,1217)	1:153:A:LEU:HB3	1:150:A:ALA:HA	17	0.36
(1,1217)	1:153:A:LEU:HB3	1:150:A:ALA:HA	18	0.36
(1,1100)	1:55:A:LYS:HA	1:56:A:PRO:HG3	11	0.36
(1,993)	1:168:A:GLU:HB3	1:168:A:GLU:HG3	2	0.36
(1,993)	1:168:A:GLU:HB3	1:168:A:GLU:HG3	12	0.36
(1,802)	1:64:A:GLN:HB3	1:61:A:ASN:HA	17	0.36
(1,769)	1:126:A:ILE:HD11	1:123:A:GLN:HG2	2	0.36
(1,718)	1:65:A:TYR:HD1	1:165:A:PRO:HD3	7	0.36
(1,698)	1:101:A:ILE:HG21	1:104:A:PRO:HG2	18	0.36
(1,426)	1:90:A:VAL:HB	1:90:A:VAL:HG11	8	0.36
(1,405)	1:68:A:ARG:HA	1:68:A:ARG:HD3	5	0.36
(1,325)	1:153:A:LEU:HD21	1:153:A:LEU:HB2	5	0.36
(1,325)	1:153:A:LEU:HD21	1:153:A:LEU:HB2	15	0.36
(1,325)	1:153:A:LEU:HD21	1:153:A:LEU:HB2	17	0.36
(1,325)	1:153:A:LEU:HD21	1:153:A:LEU:HB2	19	0.36
(1,250)	1:99:A:LYS:HA	1:99:A:LYS:HG3	5	0.36
(1,250)	1:99:A:LYS:HA	1:99:A:LYS:HG3	18	0.36
(1,196)	1:98:A:TYR:HE1	1:104:A:PRO:HG3	15	0.36
(1,163)	2:201:A:MQO:HAJ	1:97:A:TYR:HE1	19	0.36
(1,86)	1:65:A:TYR:HE1	1:165:A:PRO:HD3	5	0.36
(1,2632)	1:121:A:ASN:H	1:124:A:GLU:HB3	8	0.35

Continued on next page...

Continued from previous page...

Key	Atom-1	Atom-2	Model ID	Violation (Å)
(1,2400)	1:99:A:LYS:H	1:99:A:LYS:HB3	4	0.35
(1,2400)	1:99:A:LYS:H	1:99:A:LYS:HB3	5	0.35
(1,2400)	1:99:A:LYS:H	1:99:A:LYS:HB3	12	0.35
(1,2400)	1:99:A:LYS:H	1:99:A:LYS:HB3	18	0.35
(1,2294)	1:149:A:MET:H	1:149:A:MET:HG2	1	0.35
(1,2294)	1:149:A:MET:H	1:149:A:MET:HG2	2	0.35
(1,2250)	1:141:A:LYS:H	1:141:A:LYS:HG3	15	0.35
(1,2129)	1:110:A:ILE:H	1:110:A:ILE:HD11	17	0.35
(1,2023)	1:73:A:THR:H	1:72:A:LYS:HG3	17	0.35
(1,1929)	1:100:A:ILE:H	1:100:A:ILE:HG12	11	0.35
(1,1929)	1:100:A:ILE:H	1:100:A:ILE:HG12	17	0.35
(1,1745)	1:102:A:LYS:H	1:102:A:LYS:HD3	10	0.35
(1,1745)	1:102:A:LYS:H	1:102:A:LYS:HD3	18	0.35
(1,1704)	1:110:A:ILE:HD11	1:128:A:ASP:HB2	11	0.35
(1,1704)	1:110:A:ILE:HD11	1:128:A:ASP:HB2	12	0.35
(1,1704)	1:110:A:ILE:HD11	1:128:A:ASP:HB2	13	0.35
(1,1670)	1:128:A:ASP:HB2	1:105:A:MET:HE1	12	0.35
(1,1657)	1:132:A:MET:HE1	1:132:A:MET:HG3	7	0.35
(1,1543)	1:155:A:LYS:HE3	1:155:A:LYS:HG3	1	0.35
(1,1405)	1:99:A:LYS:HB3	1:99:A:LYS:HE3	19	0.35
(1,1263)	1:88:A:ASP:HB2	1:88:A:ASP:HA	4	0.35
(1,1263)	1:88:A:ASP:HB2	1:88:A:ASP:HA	15	0.35
(1,1263)	1:88:A:ASP:HB2	1:88:A:ASP:HA	16	0.35
(1,1263)	1:88:A:ASP:HB2	1:88:A:ASP:HA	19	0.35
(1,1262)	1:146:A:ILE:HG21	1:140:A:ASN:HA	7	0.35
(1,1262)	1:146:A:ILE:HG21	1:140:A:ASN:HA	8	0.35
(1,1262)	1:146:A:ILE:HG21	1:140:A:ASN:HA	16	0.35
(1,1256)	1:96:A:ASP:HA	1:99:A:LYS:HB3	2	0.35
(1,1255)	1:96:A:ASP:HA	1:99:A:LYS:HD3	15	0.35
(1,1217)	1:153:A:LEU:HB3	1:150:A:ALA:HA	2	0.35
(1,1217)	1:153:A:LEU:HB3	1:150:A:ALA:HA	6	0.35
(1,1217)	1:153:A:LEU:HB3	1:150:A:ALA:HA	10	0.35
(1,1217)	1:153:A:LEU:HB3	1:150:A:ALA:HA	11	0.35
(1,1217)	1:153:A:LEU:HB3	1:150:A:ALA:HA	15	0.35
(1,1184)	1:149:A:MET:HG3	1:149:A:MET:HE1	12	0.35
(1,1036)	1:128:A:ASP:HB2	1:110:A:ILE:HG21	10	0.35
(1,957)	1:158:A:LEU:HD11	1:154:A:GLU:HG3	20	0.35
(1,926)	1:141:A:LYS:HA	1:141:A:LYS:HG3	18	0.35
(1,924)	1:142:A:PRO:HD2	1:141:A:LYS:HG3	14	0.35
(1,852)	1:99:A:LYS:HA	1:99:A:LYS:HE3	3	0.35
(1,718)	1:65:A:TYR:HD1	1:165:A:PRO:HD3	1	0.35
(1,718)	1:65:A:TYR:HD1	1:165:A:PRO:HD3	2	0.35

Continued on next page...

Continued from previous page...

Key	Atom-1	Atom-2	Model ID	Violation (Å)
(1,405)	1:68:A:ARG:HA	1:68:A:ARG:HD3	9	0.35
(1,248)	1:155:A:LYS:HA	1:155:A:LYS:HG3	14	0.35
(1,86)	1:65:A:TYR:HE1	1:165:A:PRO:HD3	3	0.35
(1,2413)	1:84:A:GLN:H	1:84:A:GLN:HB2	17	0.34
(1,2400)	1:99:A:LYS:H	1:99:A:LYS:HB3	9	0.34
(1,2400)	1:99:A:LYS:H	1:99:A:LYS:HB3	13	0.34
(1,2400)	1:99:A:LYS:H	1:99:A:LYS:HB3	20	0.34
(1,2323)	1:123:A:GLN:H	1:123:A:GLN:HG2	17	0.34
(1,2294)	1:149:A:MET:H	1:149:A:MET:HG2	10	0.34
(1,2250)	1:141:A:LYS:H	1:141:A:LYS:HG3	6	0.34
(1,2129)	1:110:A:ILE:H	1:110:A:ILE:HD11	3	0.34
(1,2129)	1:110:A:ILE:H	1:110:A:ILE:HD11	12	0.34
(1,2129)	1:110:A:ILE:H	1:110:A:ILE:HD11	19	0.34
(1,2023)	1:73:A:THR:H	1:72:A:LYS:HG3	20	0.34
(1,1715)	1:67:A:LEU:HB2	1:64:A:GLN:HA	7	0.34
(1,1704)	1:110:A:ILE:HD11	1:128:A:ASP:HB2	3	0.34
(1,1704)	1:110:A:ILE:HD11	1:128:A:ASP:HB2	14	0.34
(1,1670)	1:128:A:ASP:HB2	1:105:A:MET:HE1	3	0.34
(1,1657)	1:132:A:MET:HE1	1:132:A:MET:HG3	20	0.34
(1,1608)	1:76:A:LYS:H	1:80:A:ALA:HB1	12	0.34
(1,1608)	1:76:A:LYS:H	1:80:A:ALA:HB1	18	0.34
(1,1543)	1:155:A:LYS:HE3	1:155:A:LYS:HG3	19	0.34
(1,1381)	1:85:A:GLN:HA	1:85:A:GLN:HG2	1	0.34
(1,1381)	1:85:A:GLN:HA	1:85:A:GLN:HG2	10	0.34
(1,1303)	1:117:A:ASN:HB2	1:58:A:ARG:HB2	1	0.34
(1,1281)	1:92:A:LEU:HB3	1:94:A:LEU:HD21	11	0.34
(1,1263)	1:88:A:ASP:HB2	1:88:A:ASP:HA	2	0.34
(1,1263)	1:88:A:ASP:HB2	1:88:A:ASP:HA	6	0.34
(1,1262)	1:146:A:ILE:HG21	1:140:A:ASN:HA	14	0.34
(1,1262)	1:146:A:ILE:HG21	1:140:A:ASN:HA	20	0.34
(1,1217)	1:153:A:LEU:HB3	1:150:A:ALA:HA	1	0.34
(1,1217)	1:153:A:LEU:HB3	1:150:A:ALA:HA	3	0.34
(1,1217)	1:153:A:LEU:HB3	1:150:A:ALA:HA	4	0.34
(1,1217)	1:153:A:LEU:HB3	1:150:A:ALA:HA	8	0.34
(1,1217)	1:153:A:LEU:HB3	1:150:A:ALA:HA	16	0.34
(1,1184)	1:149:A:MET:HG3	1:149:A:MET:HE1	3	0.34
(1,957)	1:158:A:LEU:HD11	1:154:A:GLU:HG3	3	0.34
(1,924)	1:142:A:PRO:HD2	1:141:A:LYS:HG3	15	0.34
(1,905)	1:135:A:ASN:HB2	1:101:A:ILE:HD11	1	0.34
(1,905)	1:135:A:ASN:HB2	1:101:A:ILE:HD11	8	0.34
(1,905)	1:135:A:ASN:HB2	1:101:A:ILE:HD11	11	0.34
(1,905)	1:135:A:ASN:HB2	1:101:A:ILE:HD11	20	0.34

Continued on next page...

Continued from previous page...

Key	Atom-1	Atom-2	Model ID	Violation (Å)
(1,858)	1:102:A:LYS:HA	1:102:A:LYS:HE3	12	0.34
(1,852)	1:99:A:LYS:HA	1:99:A:LYS:HE3	6	0.34
(1,833)	1:76:A:LYS:HD3	1:73:A:THR:HA	15	0.34
(1,802)	1:64:A:GLN:HB3	1:61:A:ASN:HA	3	0.34
(1,802)	1:64:A:GLN:HB3	1:61:A:ASN:HA	7	0.34
(1,718)	1:65:A:TYR:HD1	1:165:A:PRO:HD3	12	0.34
(1,718)	1:65:A:TYR:HD1	1:165:A:PRO:HD3	13	0.34
(1,462)	1:139:A:TYR:HE1	1:139:A:TYR:HA	3	0.34
(1,462)	1:139:A:TYR:HE1	1:139:A:TYR:HA	6	0.34
(1,405)	1:68:A:ARG:HA	1:68:A:ARG:HD3	2	0.34
(1,405)	1:68:A:ARG:HA	1:68:A:ARG:HD3	4	0.34
(1,405)	1:68:A:ARG:HA	1:68:A:ARG:HD3	16	0.34
(1,350)	1:112:A:LYS:HG2	1:112:A:LYS:HB3	2	0.34
(1,350)	1:112:A:LYS:HG2	1:112:A:LYS:HB3	4	0.34
(1,350)	1:112:A:LYS:HG2	1:112:A:LYS:HB3	11	0.34
(1,250)	1:99:A:LYS:HA	1:99:A:LYS:HG3	13	0.34
(1,248)	1:155:A:LYS:HA	1:155:A:LYS:HG3	3	0.34
(1,163)	2:201:A:MQO:HAJ	1:97:A:TYR:HE1	2	0.34
(1,163)	2:201:A:MQO:HAJ	1:97:A:TYR:HE1	5	0.34
(1,86)	1:65:A:TYR:HE1	1:165:A:PRO:HD3	19	0.34
(1,3)	1:118:A:TYR:HD1	1:113:A:ARG:HD2	2	0.34
(1,2400)	1:99:A:LYS:H	1:99:A:LYS:HB3	7	0.33
(1,2400)	1:99:A:LYS:H	1:99:A:LYS:HB3	17	0.33
(1,2323)	1:123:A:GLN:H	1:123:A:GLN:HG2	1	0.33
(1,2323)	1:123:A:GLN:H	1:123:A:GLN:HG2	2	0.33
(1,2323)	1:123:A:GLN:H	1:123:A:GLN:HG2	10	0.33
(1,2323)	1:123:A:GLN:H	1:123:A:GLN:HG2	14	0.33
(1,2129)	1:110:A:ILE:H	1:110:A:ILE:HD11	13	0.33
(1,2129)	1:110:A:ILE:H	1:110:A:ILE:HD11	14	0.33
(1,2129)	1:110:A:ILE:H	1:110:A:ILE:HD11	15	0.33
(1,1704)	1:110:A:ILE:HD11	1:128:A:ASP:HB2	20	0.33
(1,1693)	1:100:A:ILE:HD11	1:96:A:ASP:HB3	7	0.33
(1,1682)	1:157:A:PHE:HZ	1:126:A:ILE:HD11	8	0.33
(1,1682)	1:157:A:PHE:HZ	1:126:A:ILE:HD11	16	0.33
(1,1670)	1:128:A:ASP:HB2	1:105:A:MET:HE1	5	0.33
(1,1670)	1:128:A:ASP:HB2	1:105:A:MET:HE1	9	0.33
(1,1608)	1:76:A:LYS:H	1:80:A:ALA:HB1	15	0.33
(1,1577)	1:157:A:PHE:HA	1:70:A:VAL:HG21	8	0.33
(1,1262)	1:146:A:ILE:HG21	1:140:A:ASN:HA	3	0.33
(1,1262)	1:146:A:ILE:HG21	1:140:A:ASN:HA	9	0.33
(1,1217)	1:153:A:LEU:HB3	1:150:A:ALA:HA	14	0.33
(1,1217)	1:153:A:LEU:HB3	1:150:A:ALA:HA	19	0.33

Continued on next page...

Continued from previous page...

Key	Atom-1	Atom-2	Model ID	Violation (Å)
(1,1184)	1:149:A:MET:HG3	1:149:A:MET:HE1	7	0.33
(1,962)	1:159:A:GLN:HA	1:159:A:GLN:HG3	16	0.33
(1,957)	1:158:A:LEU:HD11	1:154:A:GLU:HG3	5	0.33
(1,905)	1:135:A:ASN:HB2	1:101:A:ILE:HD11	7	0.33
(1,905)	1:135:A:ASN:HB2	1:101:A:ILE:HD11	10	0.33
(1,905)	1:135:A:ASN:HB2	1:101:A:ILE:HD11	16	0.33
(1,851)	1:99:A:LYS:HE3	1:99:A:LYS:HG3	4	0.33
(1,851)	1:99:A:LYS:HE3	1:99:A:LYS:HG3	18	0.33
(1,847)	1:91:A:LYS:HE3	1:91:A:LYS:HG2	16	0.33
(1,802)	1:64:A:GLN:HB3	1:61:A:ASN:HA	5	0.33
(1,495)	1:153:A:LEU:HD11	1:74:A:LEU:HD21	19	0.33
(1,462)	1:139:A:TYR:HE1	1:139:A:TYR:HA	4	0.33
(1,462)	1:139:A:TYR:HE1	1:139:A:TYR:HA	17	0.33
(1,462)	1:139:A:TYR:HE1	1:139:A:TYR:HA	18	0.33
(1,405)	1:68:A:ARG:HA	1:68:A:ARG:HD3	11	0.33
(1,381)	1:148:A:LEU:HB3	1:148:A:LEU:HD11	13	0.33
(1,350)	1:112:A:LYS:HG2	1:112:A:LYS:HB3	6	0.33
(1,350)	1:112:A:LYS:HG2	1:112:A:LYS:HB3	8	0.33
(1,350)	1:112:A:LYS:HG2	1:112:A:LYS:HB3	10	0.33
(1,350)	1:112:A:LYS:HG2	1:112:A:LYS:HB3	18	0.33
(1,350)	1:112:A:LYS:HG2	1:112:A:LYS:HB3	19	0.33
(1,250)	1:99:A:LYS:HA	1:99:A:LYS:HG3	4	0.33
(1,250)	1:99:A:LYS:HA	1:99:A:LYS:HG3	9	0.33
(1,248)	1:155:A:LYS:HA	1:155:A:LYS:HG3	18	0.33
(1,163)	2:201:A:MCO:HAJ	1:97:A:TYR:HE1	8	0.33
(1,163)	2:201:A:MCO:HAJ	1:97:A:TYR:HE1	9	0.33
(1,163)	2:201:A:MCO:HAJ	1:97:A:TYR:HE1	11	0.33
(1,163)	2:201:A:MCO:HAJ	1:97:A:TYR:HE1	13	0.33
(1,163)	2:201:A:MCO:HAJ	1:97:A:TYR:HE1	16	0.33
(1,2400)	1:99:A:LYS:H	1:99:A:LYS:HB3	15	0.32
(1,2381)	1:159:A:GLN:H	1:159:A:GLN:HB3	15	0.32
(1,2323)	1:123:A:GLN:H	1:123:A:GLN:HG2	4	0.32
(1,2323)	1:123:A:GLN:H	1:123:A:GLN:HG2	6	0.32
(1,2294)	1:149:A:MET:H	1:149:A:MET:HG2	4	0.32
(1,2294)	1:149:A:MET:H	1:149:A:MET:HG2	11	0.32
(1,2245)	1:129:A:PHE:H	1:127:A:GLN:HB3	20	0.32
(1,2129)	1:110:A:ILE:H	1:110:A:ILE:HD11	16	0.32
(1,2129)	1:110:A:ILE:H	1:110:A:ILE:HD11	18	0.32
(1,2023)	1:73:A:THR:H	1:72:A:LYS:HG3	6	0.32
(1,1745)	1:102:A:LYS:H	1:102:A:LYS:HD3	5	0.32
(1,1715)	1:67:A:LEU:HB2	1:64:A:GLN:HA	6	0.32
(1,1715)	1:67:A:LEU:HB2	1:64:A:GLN:HA	10	0.32

Continued on next page...

Continued from previous page...

Key	Atom-1	Atom-2	Model ID	Violation (Å)
(1,1704)	1:110:A:ILE:HD11	1:128:A:ASP:HB2	5	0.32
(1,1704)	1:110:A:ILE:HD11	1:128:A:ASP:HB2	6	0.32
(1,1704)	1:110:A:ILE:HD11	1:128:A:ASP:HB2	7	0.32
(1,1682)	1:157:A:PHE:HZ	1:126:A:ILE:HD11	1	0.32
(1,1670)	1:128:A:ASP:HB2	1:105:A:MET:HE1	15	0.32
(1,1670)	1:128:A:ASP:HB2	1:105:A:MET:HE1	20	0.32
(1,1608)	1:76:A:LYS:H	1:80:A:ALA:HB1	2	0.32
(1,1608)	1:76:A:LYS:H	1:80:A:ALA:HB1	6	0.32
(1,1608)	1:76:A:LYS:H	1:80:A:ALA:HB1	10	0.32
(1,1608)	1:76:A:LYS:H	1:80:A:ALA:HB1	19	0.32
(1,1608)	1:76:A:LYS:H	1:80:A:ALA:HB1	20	0.32
(1,1577)	1:157:A:PHE:HA	1:70:A:VAL:HG21	2	0.32
(1,1577)	1:157:A:PHE:HA	1:70:A:VAL:HG21	3	0.32
(1,1577)	1:157:A:PHE:HA	1:70:A:VAL:HG21	4	0.32
(1,1577)	1:157:A:PHE:HA	1:70:A:VAL:HG21	6	0.32
(1,1577)	1:157:A:PHE:HA	1:70:A:VAL:HG21	16	0.32
(1,1381)	1:85:A:GLN:HA	1:85:A:GLN:HG2	7	0.32
(1,1281)	1:92:A:LEU:HB3	1:94:A:LEU:HD21	12	0.32
(1,1281)	1:92:A:LEU:HB3	1:94:A:LEU:HD21	18	0.32
(1,1262)	1:146:A:ILE:HG21	1:140:A:ASN:HA	2	0.32
(1,1262)	1:146:A:ILE:HG21	1:140:A:ASN:HA	6	0.32
(1,1262)	1:146:A:ILE:HG21	1:140:A:ASN:HA	17	0.32
(1,1217)	1:153:A:LEU:HB3	1:150:A:ALA:HA	5	0.32
(1,1217)	1:153:A:LEU:HB3	1:150:A:ALA:HA	12	0.32
(1,1217)	1:153:A:LEU:HB3	1:150:A:ALA:HA	13	0.32
(1,1100)	1:55:A:LYS:HA	1:56:A:PRO:HG3	3	0.32
(1,1036)	1:128:A:ASP:HB2	1:110:A:ILE:HG21	15	0.32
(1,1032)	1:79:A:PHE:HE1	1:152:A:ALA:HB1	8	0.32
(1,1032)	1:79:A:PHE:HE1	1:152:A:ALA:HB1	9	0.32
(1,1032)	1:79:A:PHE:HE1	1:152:A:ALA:HB1	10	0.32
(1,1032)	1:79:A:PHE:HE1	1:152:A:ALA:HB1	20	0.32
(1,957)	1:158:A:LEU:HD11	1:154:A:GLU:HG3	1	0.32
(1,957)	1:158:A:LEU:HD11	1:154:A:GLU:HG3	8	0.32
(1,957)	1:158:A:LEU:HD11	1:154:A:GLU:HG3	14	0.32
(1,847)	1:91:A:LYS:HE3	1:91:A:LYS:HG2	2	0.32
(1,802)	1:64:A:GLN:HB3	1:61:A:ASN:HA	2	0.32
(1,802)	1:64:A:GLN:HB3	1:61:A:ASN:HA	12	0.32
(1,795)	1:61:A:ASN:HA	1:61:A:ASN:HB3	14	0.32
(1,795)	1:61:A:ASN:HA	1:61:A:ASN:HB3	20	0.32
(1,554)	1:75:A:TRP:HA	1:71:A:LEU:HD21	15	0.32
(1,462)	1:139:A:TYR:HE1	1:139:A:TYR:HA	2	0.32
(1,462)	1:139:A:TYR:HE1	1:139:A:TYR:HA	8	0.32

Continued on next page...

Continued from previous page...

Key	Atom-1	Atom-2	Model ID	Violation (Å)
(1,462)	1:139:A:TYR:HE1	1:139:A:TYR:HA	9	0.32
(1,462)	1:139:A:TYR:HE1	1:139:A:TYR:HA	12	0.32
(1,462)	1:139:A:TYR:HE1	1:139:A:TYR:HA	13	0.32
(1,439)	1:98:A:TYR:HE1	1:104:A:PRO:HA	4	0.32
(1,405)	1:68:A:ARG:HA	1:68:A:ARG:HD3	13	0.32
(1,405)	1:68:A:ARG:HA	1:68:A:ARG:HD3	17	0.32
(1,381)	1:148:A:LEU:HB3	1:148:A:LEU:HD11	20	0.32
(1,371)	1:141:A:LYS:HE3	1:141:A:LYS:HG3	3	0.32
(1,367)	1:59:A:GLN:HG2	1:59:A:GLN:HB3	1	0.32
(1,367)	1:59:A:GLN:HG2	1:59:A:GLN:HB3	10	0.32
(1,367)	1:59:A:GLN:HG2	1:59:A:GLN:HB3	11	0.32
(1,367)	1:59:A:GLN:HG2	1:59:A:GLN:HB3	13	0.32
(1,367)	1:59:A:GLN:HG2	1:59:A:GLN:HB3	19	0.32
(1,367)	1:59:A:GLN:HG2	1:59:A:GLN:HB3	20	0.32
(1,248)	1:155:A:LYS:HA	1:155:A:LYS:HG3	7	0.32
(1,163)	2:201:A:MGO:HAJ	1:97:A:TYR:HE1	3	0.32
(1,163)	2:201:A:MGO:HAJ	1:97:A:TYR:HE1	15	0.32
(1,86)	1:65:A:TYR:HE1	1:165:A:PRO:HD3	8	0.32
(1,2323)	1:123:A:GLN:H	1:123:A:GLN:HG2	3	0.31
(1,2323)	1:123:A:GLN:H	1:123:A:GLN:HG2	5	0.31
(1,2323)	1:123:A:GLN:H	1:123:A:GLN:HG2	7	0.31
(1,2323)	1:123:A:GLN:H	1:123:A:GLN:HG2	9	0.31
(1,2323)	1:123:A:GLN:H	1:123:A:GLN:HG2	11	0.31
(1,2245)	1:129:A:PHE:H	1:127:A:GLN:HB3	1	0.31
(1,2129)	1:110:A:ILE:H	1:110:A:ILE:HD11	2	0.31
(1,2129)	1:110:A:ILE:H	1:110:A:ILE:HD11	5	0.31
(1,2129)	1:110:A:ILE:H	1:110:A:ILE:HD11	6	0.31
(1,2129)	1:110:A:ILE:H	1:110:A:ILE:HD11	10	0.31
(1,2023)	1:73:A:THR:H	1:72:A:LYS:HG3	4	0.31
(1,1939)	1:125:A:CYS:H	1:124:A:GLU:HB3	1	0.31
(1,1745)	1:102:A:LYS:H	1:102:A:LYS:HD3	4	0.31
(1,1745)	1:102:A:LYS:H	1:102:A:LYS:HD3	14	0.31
(1,1704)	1:110:A:ILE:HD11	1:128:A:ASP:HB2	4	0.31
(1,1693)	1:100:A:ILE:HD11	1:96:A:ASP:HB3	8	0.31
(1,1693)	1:100:A:ILE:HD11	1:96:A:ASP:HB3	9	0.31
(1,1693)	1:100:A:ILE:HD11	1:96:A:ASP:HB3	10	0.31
(1,1693)	1:100:A:ILE:HD11	1:96:A:ASP:HB3	17	0.31
(1,1682)	1:157:A:PHE:HZ	1:126:A:ILE:HD11	20	0.31
(1,1670)	1:128:A:ASP:HB2	1:105:A:MET:HE1	13	0.31
(1,1670)	1:128:A:ASP:HB2	1:105:A:MET:HE1	14	0.31
(1,1653)	1:139:A:TYR:HD1	1:101:A:ILE:HG21	6	0.31
(1,1608)	1:76:A:LYS:H	1:80:A:ALA:HB1	1	0.31

Continued on next page...

Continued from previous page...

Key	Atom-1	Atom-2	Model ID	Violation (Å)
(1,1608)	1:76:A:LYS:H	1:80:A:ALA:HB1	5	0.31
(1,1608)	1:76:A:LYS:H	1:80:A:ALA:HB1	7	0.31
(1,1608)	1:76:A:LYS:H	1:80:A:ALA:HB1	8	0.31
(1,1608)	1:76:A:LYS:H	1:80:A:ALA:HB1	9	0.31
(1,1608)	1:76:A:LYS:H	1:80:A:ALA:HB1	13	0.31
(1,1608)	1:76:A:LYS:H	1:80:A:ALA:HB1	14	0.31
(1,1577)	1:157:A:PHE:HA	1:70:A:VAL:HG21	9	0.31
(1,1577)	1:157:A:PHE:HA	1:70:A:VAL:HG21	12	0.31
(1,1577)	1:157:A:PHE:HA	1:70:A:VAL:HG21	19	0.31
(1,1489)	1:83:A:PHE:HE1	1:153:A:LEU:HD11	7	0.31
(1,1489)	1:83:A:PHE:HE1	1:153:A:LEU:HD11	19	0.31
(1,1266)	1:94:A:LEU:HA	1:95:A:PRO:HG3	10	0.31
(1,1217)	1:153:A:LEU:HB3	1:150:A:ALA:HA	9	0.31
(1,1184)	1:149:A:MET:HG3	1:149:A:MET:HE1	20	0.31
(1,1152)	1:132:A:MET:HA	1:132:A:MET:HE1	2	0.31
(1,1152)	1:132:A:MET:HA	1:132:A:MET:HE1	4	0.31
(1,1100)	1:55:A:LYS:HA	1:56:A:PRO:HG3	6	0.31
(1,1100)	1:55:A:LYS:HA	1:56:A:PRO:HG3	10	0.31
(1,1036)	1:128:A:ASP:HB2	1:110:A:ILE:HG21	1	0.31
(1,1036)	1:128:A:ASP:HB2	1:110:A:ILE:HG21	11	0.31
(1,1036)	1:128:A:ASP:HB2	1:110:A:ILE:HG21	20	0.31
(1,1032)	1:79:A:PHE:HE1	1:152:A:ALA:HB1	6	0.31
(1,1032)	1:79:A:PHE:HE1	1:152:A:ALA:HB1	12	0.31
(1,993)	1:168:A:GLU:HB3	1:168:A:GLU:HG3	6	0.31
(1,993)	1:168:A:GLU:HB3	1:168:A:GLU:HG3	10	0.31
(1,957)	1:158:A:LEU:HD11	1:154:A:GLU:HG3	4	0.31
(1,957)	1:158:A:LEU:HD11	1:154:A:GLU:HG3	15	0.31
(1,957)	1:158:A:LEU:HD11	1:154:A:GLU:HG3	17	0.31
(1,851)	1:99:A:LYS:HE3	1:99:A:LYS:HG3	9	0.31
(1,809)	1:64:A:GLN:HG3	1:61:A:ASN:HA	5	0.31
(1,802)	1:64:A:GLN:HB3	1:61:A:ASN:HA	10	0.31
(1,795)	1:61:A:ASN:HA	1:61:A:ASN:HB3	3	0.31
(1,795)	1:61:A:ASN:HA	1:61:A:ASN:HB3	10	0.31
(1,795)	1:61:A:ASN:HA	1:61:A:ASN:HB3	16	0.31
(1,795)	1:61:A:ASN:HA	1:61:A:ASN:HB3	19	0.31
(1,772)	1:56:A:PRO:HD2	1:55:A:LYS:HD3	14	0.31
(1,718)	1:65:A:TYR:HD1	1:165:A:PRO:HD3	9	0.31
(1,718)	1:65:A:TYR:HD1	1:165:A:PRO:HD3	18	0.31
(1,560)	1:67:A:LEU:HA	1:71:A:LEU:HD21	15	0.31
(1,462)	1:139:A:TYR:HE1	1:139:A:TYR:HA	10	0.31
(1,462)	1:139:A:TYR:HE1	1:139:A:TYR:HA	11	0.31
(1,462)	1:139:A:TYR:HE1	1:139:A:TYR:HA	14	0.31

Continued on next page...

Continued from previous page...

Key	Atom-1	Atom-2	Model ID	Violation (Å)
(1,462)	1:139:A:TYR:HE1	1:139:A:TYR:HA	20	0.31
(1,442)	1:106:A:ASP:HB2	1:106:A:ASP:HA	16	0.31
(1,405)	1:68:A:ARG:HA	1:68:A:ARG:HD3	12	0.31
(1,381)	1:148:A:LEU:HB3	1:148:A:LEU:HD11	9	0.31
(1,381)	1:148:A:LEU:HB3	1:148:A:LEU:HD11	10	0.31
(1,381)	1:148:A:LEU:HB3	1:148:A:LEU:HD11	16	0.31
(1,371)	1:141:A:LYS:HE3	1:141:A:LYS:HG3	7	0.31
(1,371)	1:141:A:LYS:HE3	1:141:A:LYS:HG3	8	0.31
(1,367)	1:59:A:GLN:HG2	1:59:A:GLN:HB3	15	0.31
(1,359)	1:88:A:ASP:HB2	1:91:A:LYS:HD3	17	0.31
(1,359)	1:88:A:ASP:HB2	1:91:A:LYS:HD3	19	0.31
(1,350)	1:112:A:LYS:HG2	1:112:A:LYS:HB3	15	0.31
(1,250)	1:99:A:LYS:HA	1:99:A:LYS:HG3	12	0.31
(1,250)	1:99:A:LYS:HA	1:99:A:LYS:HG3	20	0.31
(1,248)	1:155:A:LYS:HA	1:155:A:LYS:HG3	2	0.31
(1,248)	1:155:A:LYS:HA	1:155:A:LYS:HG3	4	0.31
(1,248)	1:155:A:LYS:HA	1:155:A:LYS:HG3	15	0.31
(1,248)	1:155:A:LYS:HA	1:155:A:LYS:HG3	20	0.31
(1,163)	2:201:A:MGO:HAJ	1:97:A:TYR:HE1	4	0.31
(1,163)	2:201:A:MGO:HAJ	1:97:A:TYR:HE1	6	0.31
(1,163)	2:201:A:MGO:HAJ	1:97:A:TYR:HE1	7	0.31
(1,86)	1:65:A:TYR:HE1	1:165:A:PRO:HD3	6	0.31
(1,2400)	1:99:A:LYS:H	1:99:A:LYS:HB3	11	0.3
(1,2323)	1:123:A:GLN:H	1:123:A:GLN:HG2	12	0.3
(1,2323)	1:123:A:GLN:H	1:123:A:GLN:HG2	13	0.3
(1,2323)	1:123:A:GLN:H	1:123:A:GLN:HG2	15	0.3
(1,2323)	1:123:A:GLN:H	1:123:A:GLN:HG2	16	0.3
(1,2323)	1:123:A:GLN:H	1:123:A:GLN:HG2	18	0.3
(1,2323)	1:123:A:GLN:H	1:123:A:GLN:HG2	19	0.3
(1,2323)	1:123:A:GLN:H	1:123:A:GLN:HG2	20	0.3
(1,2129)	1:110:A:ILE:H	1:110:A:ILE:HD11	1	0.3
(1,2129)	1:110:A:ILE:H	1:110:A:ILE:HD11	4	0.3
(1,2129)	1:110:A:ILE:H	1:110:A:ILE:HD11	7	0.3
(1,2129)	1:110:A:ILE:H	1:110:A:ILE:HD11	9	0.3
(1,2023)	1:73:A:THR:H	1:72:A:LYS:HG3	7	0.3
(1,1929)	1:100:A:ILE:H	1:100:A:ILE:HG12	13	0.3
(1,1704)	1:110:A:ILE:HD11	1:128:A:ASP:HB2	8	0.3
(1,1693)	1:100:A:ILE:HD11	1:96:A:ASP:HB3	19	0.3
(1,1682)	1:157:A:PHE:HZ	1:126:A:ILE:HD11	4	0.3
(1,1682)	1:157:A:PHE:HZ	1:126:A:ILE:HD11	14	0.3
(1,1672)	1:105:A:MET:HE1	1:110:A:ILE:HD11	16	0.3
(1,1653)	1:139:A:TYR:HD1	1:101:A:ILE:HG21	19	0.3

Continued on next page...

Continued from previous page...

Key	Atom-1	Atom-2	Model ID	Violation (Å)
(1,1621)	1:81:A:TRP:HZ2	1:146:A:ILE:HB	7	0.3
(1,1608)	1:76:A:LYS:H	1:80:A:ALA:HB1	4	0.3
(1,1586)	1:161:A:ILE:HD11	1:70:A:VAL:HG21	6	0.3
(1,1586)	1:161:A:ILE:HD11	1:70:A:VAL:HG21	10	0.3
(1,1577)	1:157:A:PHE:HA	1:70:A:VAL:HG21	7	0.3
(1,1577)	1:157:A:PHE:HA	1:70:A:VAL:HG21	10	0.3
(1,1577)	1:157:A:PHE:HA	1:70:A:VAL:HG21	11	0.3
(1,1577)	1:157:A:PHE:HA	1:70:A:VAL:HG21	14	0.3
(1,1577)	1:157:A:PHE:HA	1:70:A:VAL:HG21	17	0.3
(1,1577)	1:157:A:PHE:HA	1:70:A:VAL:HG21	20	0.3
(1,1551)	1:74:A:LEU:HB2	1:74:A:LEU:HD21	5	0.3
(1,1551)	1:74:A:LEU:HB2	1:74:A:LEU:HD21	7	0.3
(1,1551)	1:74:A:LEU:HB2	1:74:A:LEU:HD21	8	0.3
(1,1551)	1:74:A:LEU:HB2	1:74:A:LEU:HD21	10	0.3
(1,1551)	1:74:A:LEU:HB2	1:74:A:LEU:HD21	14	0.3
(1,1551)	1:74:A:LEU:HB2	1:74:A:LEU:HD21	17	0.3
(1,1551)	1:74:A:LEU:HB2	1:74:A:LEU:HD21	18	0.3
(1,1551)	1:74:A:LEU:HB2	1:74:A:LEU:HD21	20	0.3
(1,1501)	1:147:A:VAL:HG11	1:144:A:ASP:HA	19	0.3
(1,1489)	1:83:A:PHE:HE1	1:153:A:LEU:HD11	1	0.3
(1,1489)	1:83:A:PHE:HE1	1:153:A:LEU:HD11	3	0.3
(1,1489)	1:83:A:PHE:HE1	1:153:A:LEU:HD11	5	0.3
(1,1184)	1:149:A:MET:HG3	1:149:A:MET:HE1	2	0.3
(1,1152)	1:132:A:MET:HA	1:132:A:MET:HE1	16	0.3
(1,1116)	1:75:A:TRP:HA	1:75:A:TRP:HB3	1	0.3
(1,1116)	1:75:A:TRP:HA	1:75:A:TRP:HB3	2	0.3
(1,1116)	1:75:A:TRP:HA	1:75:A:TRP:HB3	3	0.3
(1,1116)	1:75:A:TRP:HA	1:75:A:TRP:HB3	4	0.3
(1,1116)	1:75:A:TRP:HA	1:75:A:TRP:HB3	5	0.3
(1,1116)	1:75:A:TRP:HA	1:75:A:TRP:HB3	6	0.3
(1,1116)	1:75:A:TRP:HA	1:75:A:TRP:HB3	7	0.3
(1,1116)	1:75:A:TRP:HA	1:75:A:TRP:HB3	8	0.3
(1,1116)	1:75:A:TRP:HA	1:75:A:TRP:HB3	9	0.3
(1,1116)	1:75:A:TRP:HA	1:75:A:TRP:HB3	10	0.3
(1,1116)	1:75:A:TRP:HA	1:75:A:TRP:HB3	11	0.3
(1,1116)	1:75:A:TRP:HA	1:75:A:TRP:HB3	12	0.3
(1,1116)	1:75:A:TRP:HA	1:75:A:TRP:HB3	13	0.3
(1,1116)	1:75:A:TRP:HA	1:75:A:TRP:HB3	14	0.3
(1,1116)	1:75:A:TRP:HA	1:75:A:TRP:HB3	16	0.3
(1,1116)	1:75:A:TRP:HA	1:75:A:TRP:HB3	17	0.3
(1,1116)	1:75:A:TRP:HA	1:75:A:TRP:HB3	18	0.3
(1,1116)	1:75:A:TRP:HA	1:75:A:TRP:HB3	19	0.3

Continued on next page...

Continued from previous page...

Key	Atom-1	Atom-2	Model ID	Violation (Å)
(1,1116)	1:75:A:TRP:HA	1:75:A:TRP:HB3	20	0.3
(1,1100)	1:55:A:LYS:HA	1:56:A:PRO:HG3	7	0.3
(1,1100)	1:55:A:LYS:HA	1:56:A:PRO:HG3	20	0.3
(1,1036)	1:128:A:ASP:HB2	1:110:A:ILE:HG21	7	0.3
(1,1032)	1:79:A:PHE:HE1	1:152:A:ALA:HB1	2	0.3
(1,1032)	1:79:A:PHE:HE1	1:152:A:ALA:HB1	3	0.3
(1,1032)	1:79:A:PHE:HE1	1:152:A:ALA:HB1	4	0.3
(1,1032)	1:79:A:PHE:HE1	1:152:A:ALA:HB1	11	0.3
(1,1032)	1:79:A:PHE:HE1	1:152:A:ALA:HB1	19	0.3
(1,957)	1:158:A:LEU:HD11	1:154:A:GLU:HG3	2	0.3
(1,957)	1:158:A:LEU:HD11	1:154:A:GLU:HG3	13	0.3
(1,957)	1:158:A:LEU:HD11	1:154:A:GLU:HG3	16	0.3
(1,957)	1:158:A:LEU:HD11	1:154:A:GLU:HG3	19	0.3
(1,890)	1:124:A:GLU:HG3	1:124:A:GLU:HA	7	0.3
(1,851)	1:99:A:LYS:HE3	1:99:A:LYS:HG3	12	0.3
(1,851)	1:99:A:LYS:HE3	1:99:A:LYS:HG3	17	0.3
(1,851)	1:99:A:LYS:HE3	1:99:A:LYS:HG3	20	0.3
(1,809)	1:64:A:GLN:HG3	1:61:A:ASN:HA	17	0.3
(1,802)	1:64:A:GLN:HB3	1:61:A:ASN:HA	6	0.3
(1,718)	1:65:A:TYR:HD1	1:165:A:PRO:HD3	20	0.3
(1,560)	1:67:A:LEU:HA	1:71:A:LEU:HD21	18	0.3
(1,495)	1:153:A:LEU:HD11	1:74:A:LEU:HD21	15	0.3
(1,462)	1:139:A:TYR:HE1	1:139:A:TYR:HA	1	0.3
(1,462)	1:139:A:TYR:HE1	1:139:A:TYR:HA	5	0.3
(1,462)	1:139:A:TYR:HE1	1:139:A:TYR:HA	15	0.3
(1,462)	1:139:A:TYR:HE1	1:139:A:TYR:HA	16	0.3
(1,462)	1:139:A:TYR:HE1	1:139:A:TYR:HA	19	0.3
(1,439)	1:98:A:TYR:HE1	1:104:A:PRO:HA	5	0.3
(1,439)	1:98:A:TYR:HE1	1:104:A:PRO:HA	12	0.3
(1,405)	1:68:A:ARG:HA	1:68:A:ARG:HD3	18	0.3
(1,405)	1:68:A:ARG:HA	1:68:A:ARG:HD3	20	0.3
(1,381)	1:148:A:LEU:HB3	1:148:A:LEU:HD11	12	0.3
(1,371)	1:141:A:LYS:HE3	1:141:A:LYS:HG3	1	0.3
(1,359)	1:88:A:ASP:HB2	1:91:A:LYS:HD3	18	0.3
(1,248)	1:155:A:LYS:HA	1:155:A:LYS:HG3	8	0.3
(1,248)	1:155:A:LYS:HA	1:155:A:LYS:HG3	11	0.3
(1,163)	2:201:A:MGO:HAJ	1:97:A:TYR:HE1	14	0.3
(1,163)	2:201:A:MGO:HAJ	1:97:A:TYR:HE1	20	0.3
(1,2323)	1:123:A:GLN:H	1:123:A:GLN:HG2	8	0.29
(1,2129)	1:110:A:ILE:H	1:110:A:ILE:HD11	8	0.29
(1,2023)	1:73:A:THR:H	1:72:A:LYS:HG3	1	0.29
(1,1745)	1:102:A:LYS:H	1:102:A:LYS:HD3	2	0.29

Continued on next page...

Continued from previous page...

Key	Atom-1	Atom-2	Model ID	Violation (Å)
(1,1745)	1:102:A:LYS:H	1:102:A:LYS:HD3	9	0.29
(1,1670)	1:128:A:ASP:HB2	1:105:A:MET:HE1	4	0.29
(1,1670)	1:128:A:ASP:HB2	1:105:A:MET:HE1	7	0.29
(1,1670)	1:128:A:ASP:HB2	1:105:A:MET:HE1	11	0.29
(1,1657)	1:132:A:MET:HE1	1:132:A:MET:HG3	11	0.29
(1,1653)	1:139:A:TYR:HD1	1:101:A:ILE:HG21	18	0.29
(1,1608)	1:76:A:LYS:H	1:80:A:ALA:HB1	3	0.29
(1,1586)	1:161:A:ILE:HD11	1:70:A:VAL:HG21	7	0.29
(1,1586)	1:161:A:ILE:HD11	1:70:A:VAL:HG21	12	0.29
(1,1586)	1:161:A:ILE:HD11	1:70:A:VAL:HG21	15	0.29
(1,1586)	1:161:A:ILE:HD11	1:70:A:VAL:HG21	17	0.29
(1,1586)	1:161:A:ILE:HD11	1:70:A:VAL:HG21	18	0.29
(1,1586)	1:161:A:ILE:HD11	1:70:A:VAL:HG21	19	0.29
(1,1577)	1:157:A:PHE:HA	1:70:A:VAL:HG21	1	0.29
(1,1577)	1:157:A:PHE:HA	1:70:A:VAL:HG21	5	0.29
(1,1577)	1:157:A:PHE:HA	1:70:A:VAL:HG21	13	0.29
(1,1577)	1:157:A:PHE:HA	1:70:A:VAL:HG21	15	0.29
(1,1551)	1:74:A:LEU:HB2	1:74:A:LEU:HD21	1	0.29
(1,1551)	1:74:A:LEU:HB2	1:74:A:LEU:HD21	6	0.29
(1,1551)	1:74:A:LEU:HB2	1:74:A:LEU:HD21	9	0.29
(1,1551)	1:74:A:LEU:HB2	1:74:A:LEU:HD21	12	0.29
(1,1551)	1:74:A:LEU:HB2	1:74:A:LEU:HD21	15	0.29
(1,1489)	1:83:A:PHE:HE1	1:153:A:LEU:HD11	10	0.29
(1,1489)	1:83:A:PHE:HE1	1:153:A:LEU:HD11	14	0.29
(1,1489)	1:83:A:PHE:HE1	1:153:A:LEU:HD11	15	0.29
(1,1489)	1:83:A:PHE:HE1	1:153:A:LEU:HD11	17	0.29
(1,1489)	1:83:A:PHE:HE1	1:153:A:LEU:HD11	18	0.29
(1,1383)	1:86:A:PRO:HD3	1:85:A:GLN:HG3	13	0.29
(1,1363)	1:167:A:GLU:HG3	1:167:A:GLU:HA	10	0.29
(1,1281)	1:92:A:LEU:HB3	1:94:A:LEU:HD21	15	0.29
(1,1182)	1:79:A:PHE:HD2	1:149:A:MET:HE1	16	0.29
(1,1152)	1:132:A:MET:HA	1:132:A:MET:HE1	9	0.29
(1,1152)	1:132:A:MET:HA	1:132:A:MET:HE1	14	0.29
(1,1116)	1:75:A:TRP:HA	1:75:A:TRP:HB3	15	0.29
(1,1100)	1:55:A:LYS:HA	1:56:A:PRO:HG3	12	0.29
(1,1100)	1:55:A:LYS:HA	1:56:A:PRO:HG3	14	0.29
(1,1088)	1:86:A:PRO:HA	1:87:A:VAL:HG11	5	0.29
(1,1088)	1:86:A:PRO:HA	1:87:A:VAL:HG11	11	0.29
(1,1032)	1:79:A:PHE:HE1	1:152:A:ALA:HB1	7	0.29
(1,1032)	1:79:A:PHE:HE1	1:152:A:ALA:HB1	13	0.29
(1,957)	1:158:A:LEU:HD11	1:154:A:GLU:HG3	9	0.29
(1,957)	1:158:A:LEU:HD11	1:154:A:GLU:HG3	10	0.29

Continued on next page...

Continued from previous page...

Key	Atom-1	Atom-2	Model ID	Violation (Å)
(1,957)	1:158:A:LEU:HD11	1:154:A:GLU:HG3	12	0.29
(1,950)	1:157:A:PHE:HA	1:154:A:GLU:HA	7	0.29
(1,924)	1:142:A:PRO:HD2	1:141:A:LYS:HG3	1	0.29
(1,924)	1:142:A:PRO:HD2	1:141:A:LYS:HG3	5	0.29
(1,924)	1:142:A:PRO:HD2	1:141:A:LYS:HG3	9	0.29
(1,905)	1:135:A:ASN:HB2	1:101:A:ILE:HD11	6	0.29
(1,905)	1:135:A:ASN:HB2	1:101:A:ILE:HD11	14	0.29
(1,905)	1:135:A:ASN:HB2	1:101:A:ILE:HD11	17	0.29
(1,904)	1:130:A:ASN:HB3	1:127:A:GLN:HA	6	0.29
(1,851)	1:99:A:LYS:HE3	1:99:A:LYS:HG3	7	0.29
(1,802)	1:64:A:GLN:HB3	1:61:A:ASN:HA	19	0.29
(1,718)	1:65:A:TYR:HD1	1:165:A:PRO:HD3	14	0.29
(1,560)	1:67:A:LEU:HA	1:71:A:LEU:HD21	6	0.29
(1,560)	1:67:A:LEU:HA	1:71:A:LEU:HD21	10	0.29
(1,555)	1:111:A:LYS:HA	1:71:A:LEU:HD11	19	0.29
(1,554)	1:75:A:TRP:HA	1:71:A:LEU:HD21	16	0.29
(1,554)	1:75:A:TRP:HA	1:71:A:LEU:HD21	20	0.29
(1,533)	1:153:A:LEU:HA	1:156:A:LEU:HD21	15	0.29
(1,495)	1:153:A:LEU:HD11	1:74:A:LEU:HD21	1	0.29
(1,495)	1:153:A:LEU:HD11	1:74:A:LEU:HD21	16	0.29
(1,462)	1:139:A:TYR:HE1	1:139:A:TYR:HA	7	0.29
(1,439)	1:98:A:TYR:HE1	1:104:A:PRO:HA	6	0.29
(1,439)	1:98:A:TYR:HE1	1:104:A:PRO:HA	15	0.29
(1,381)	1:148:A:LEU:HB3	1:148:A:LEU:HD11	3	0.29
(1,381)	1:148:A:LEU:HB3	1:148:A:LEU:HD11	4	0.29
(1,371)	1:141:A:LYS:HE3	1:141:A:LYS:HG3	4	0.29
(1,359)	1:88:A:ASP:HB2	1:91:A:LYS:HD3	11	0.29
(1,287)	1:77:A:HIS:HA	1:77:A:HIS:HB2	1	0.29
(1,287)	1:77:A:HIS:HA	1:77:A:HIS:HB2	2	0.29
(1,287)	1:77:A:HIS:HA	1:77:A:HIS:HB2	9	0.29
(1,287)	1:77:A:HIS:HA	1:77:A:HIS:HB2	10	0.29
(1,287)	1:77:A:HIS:HA	1:77:A:HIS:HB2	11	0.29
(1,287)	1:77:A:HIS:HA	1:77:A:HIS:HB2	13	0.29
(1,287)	1:77:A:HIS:HA	1:77:A:HIS:HB2	15	0.29
(1,287)	1:77:A:HIS:HA	1:77:A:HIS:HB2	20	0.29
(1,250)	1:99:A:LYS:HA	1:99:A:LYS:HG3	7	0.29
(1,250)	1:99:A:LYS:HA	1:99:A:LYS:HG3	17	0.29
(1,248)	1:155:A:LYS:HA	1:155:A:LYS:HG3	13	0.29
(1,248)	1:155:A:LYS:HA	1:155:A:LYS:HG3	19	0.29
(1,163)	2:201:A:MGO:HAJ	1:97:A:TYR:HE1	12	0.29
(1,163)	2:201:A:MGO:HAJ	1:97:A:TYR:HE1	17	0.29
(1,86)	1:65:A:TYR:HE1	1:165:A:PRO:HD3	15	0.29

Continued on next page...

Continued from previous page...

Key	Atom-1	Atom-2	Model ID	Violation (Å)
(1,3)	1:118:A:TYR:HD1	1:113:A:ARG:HD2	17	0.29
(1,2398)	1:99:A:LYS:H	1:99:A:LYS:HG3	1	0.28
(1,2129)	1:110:A:ILE:H	1:110:A:ILE:HD11	20	0.28
(1,1818)	1:110:A:ILE:H	1:107:A:MET:HG2	20	0.28
(1,1693)	1:100:A:ILE:HD11	1:96:A:ASP:HB3	15	0.28
(1,1682)	1:157:A:PHE:HZ	1:126:A:ILE:HD11	6	0.28
(1,1682)	1:157:A:PHE:HZ	1:126:A:ILE:HD11	9	0.28
(1,1682)	1:157:A:PHE:HZ	1:126:A:ILE:HD11	11	0.28
(1,1682)	1:157:A:PHE:HZ	1:126:A:ILE:HD11	12	0.28
(1,1672)	1:105:A:MET:HE1	1:110:A:ILE:HD11	3	0.28
(1,1672)	1:105:A:MET:HE1	1:110:A:ILE:HD11	14	0.28
(1,1670)	1:128:A:ASP:HB2	1:105:A:MET:HE1	10	0.28
(1,1669)	1:105:A:MET:HE1	1:105:A:MET:HG3	7	0.28
(1,1669)	1:105:A:MET:HE1	1:105:A:MET:HG3	18	0.28
(1,1669)	1:105:A:MET:HE1	1:105:A:MET:HG3	20	0.28
(1,1621)	1:81:A:TRP:HZ2	1:146:A:ILE:HB	5	0.28
(1,1608)	1:76:A:LYS:H	1:80:A:ALA:HB1	17	0.28
(1,1586)	1:161:A:ILE:HD11	1:70:A:VAL:HG21	1	0.28
(1,1586)	1:161:A:ILE:HD11	1:70:A:VAL:HG21	2	0.28
(1,1586)	1:161:A:ILE:HD11	1:70:A:VAL:HG21	4	0.28
(1,1586)	1:161:A:ILE:HD11	1:70:A:VAL:HG21	8	0.28
(1,1586)	1:161:A:ILE:HD11	1:70:A:VAL:HG21	11	0.28
(1,1586)	1:161:A:ILE:HD11	1:70:A:VAL:HG21	13	0.28
(1,1586)	1:161:A:ILE:HD11	1:70:A:VAL:HG21	16	0.28
(1,1586)	1:161:A:ILE:HD11	1:70:A:VAL:HG21	20	0.28
(1,1577)	1:157:A:PHE:HA	1:70:A:VAL:HG21	18	0.28
(1,1551)	1:74:A:LEU:HB2	1:74:A:LEU:HD21	2	0.28
(1,1551)	1:74:A:LEU:HB2	1:74:A:LEU:HD21	4	0.28
(1,1551)	1:74:A:LEU:HB2	1:74:A:LEU:HD21	11	0.28
(1,1551)	1:74:A:LEU:HB2	1:74:A:LEU:HD21	13	0.28
(1,1551)	1:74:A:LEU:HB2	1:74:A:LEU:HD21	19	0.28
(1,1506)	1:137:A:TYR:HD1	1:147:A:VAL:HG11	1	0.28
(1,1489)	1:83:A:PHE:HE1	1:153:A:LEU:HD11	11	0.28
(1,1489)	1:83:A:PHE:HE1	1:153:A:LEU:HD11	12	0.28
(1,1489)	1:83:A:PHE:HE1	1:153:A:LEU:HD11	20	0.28
(1,1403)	1:86:A:PRO:HB2	1:86:A:PRO:HG3	18	0.28
(1,1184)	1:149:A:MET:HG3	1:149:A:MET:HE1	19	0.28
(1,1182)	1:79:A:PHE:HD2	1:149:A:MET:HE1	15	0.28
(1,1152)	1:132:A:MET:HA	1:132:A:MET:HE1	3	0.28
(1,1152)	1:132:A:MET:HA	1:132:A:MET:HE1	5	0.28
(1,1152)	1:132:A:MET:HA	1:132:A:MET:HE1	15	0.28
(1,1140)	1:83:A:PHE:HD1	1:146:A:ILE:HD11	17	0.28

Continued on next page...

Continued from previous page...

Key	Atom-1	Atom-2	Model ID	Violation (Å)
(1,1140)	1:83:A:PHE:HD1	1:146:A:ILE:HD11	19	0.28
(1,1036)	1:128:A:ASP:HB2	1:110:A:ILE:HG21	2	0.28
(1,1032)	1:79:A:PHE:HE1	1:152:A:ALA:HB1	1	0.28
(1,1032)	1:79:A:PHE:HE1	1:152:A:ALA:HB1	18	0.28
(1,1022)	1:160:A:LYS:HB2	1:69:A:VAL:HG21	20	0.28
(1,981)	1:161:A:ILE:HG12	1:162:A:ASN:HB3	9	0.28
(1,957)	1:158:A:LEU:HD11	1:154:A:GLU:HG3	6	0.28
(1,950)	1:157:A:PHE:HA	1:154:A:GLU:HA	11	0.28
(1,950)	1:157:A:PHE:HA	1:154:A:GLU:HA	18	0.28
(1,924)	1:142:A:PRO:HD2	1:141:A:LYS:HG3	8	0.28
(1,905)	1:135:A:ASN:HB2	1:101:A:ILE:HD11	12	0.28
(1,905)	1:135:A:ASN:HB2	1:101:A:ILE:HD11	13	0.28
(1,852)	1:99:A:LYS:HA	1:99:A:LYS:HE3	16	0.28
(1,833)	1:76:A:LYS:HD3	1:73:A:THR:HA	11	0.28
(1,809)	1:64:A:GLN:HG3	1:61:A:ASN:HA	14	0.28
(1,809)	1:64:A:GLN:HG3	1:61:A:ASN:HA	20	0.28
(1,802)	1:64:A:GLN:HB3	1:61:A:ASN:HA	13	0.28
(1,771)	1:56:A:PRO:HD2	1:55:A:LYS:HB3	15	0.28
(1,747)	1:146:A:ILE:HG21	1:144:A:ASP:HA	17	0.28
(1,706)	1:142:A:PRO:HB3	1:142:A:PRO:HD2	2	0.28
(1,706)	1:142:A:PRO:HB3	1:142:A:PRO:HD2	18	0.28
(1,560)	1:67:A:LEU:HA	1:71:A:LEU:HD21	1	0.28
(1,560)	1:67:A:LEU:HA	1:71:A:LEU:HD21	3	0.28
(1,560)	1:67:A:LEU:HA	1:71:A:LEU:HD21	8	0.28
(1,560)	1:67:A:LEU:HA	1:71:A:LEU:HD21	20	0.28
(1,555)	1:111:A:LYS:HA	1:71:A:LEU:HD11	3	0.28
(1,554)	1:75:A:TRP:HA	1:71:A:LEU:HD21	6	0.28
(1,554)	1:75:A:TRP:HA	1:71:A:LEU:HD21	11	0.28
(1,554)	1:75:A:TRP:HA	1:71:A:LEU:HD21	18	0.28
(1,495)	1:153:A:LEU:HD11	1:74:A:LEU:HD21	4	0.28
(1,495)	1:153:A:LEU:HD11	1:74:A:LEU:HD21	5	0.28
(1,495)	1:153:A:LEU:HD11	1:74:A:LEU:HD21	6	0.28
(1,495)	1:153:A:LEU:HD11	1:74:A:LEU:HD21	7	0.28
(1,495)	1:153:A:LEU:HD11	1:74:A:LEU:HD21	17	0.28
(1,439)	1:98:A:TYR:HE1	1:104:A:PRO:HA	1	0.28
(1,439)	1:98:A:TYR:HE1	1:104:A:PRO:HA	3	0.28
(1,439)	1:98:A:TYR:HE1	1:104:A:PRO:HA	14	0.28
(1,439)	1:98:A:TYR:HE1	1:104:A:PRO:HA	20	0.28
(1,393)	1:59:A:GLN:HG3	1:59:A:GLN:HB2	4	0.28
(1,393)	1:59:A:GLN:HG3	1:59:A:GLN:HB2	8	0.28
(1,381)	1:148:A:LEU:HB3	1:148:A:LEU:HD11	2	0.28
(1,381)	1:148:A:LEU:HB3	1:148:A:LEU:HD11	7	0.28

Continued on next page...

Continued from previous page...

Key	Atom-1	Atom-2	Model ID	Violation (Å)
(1,287)	1:77:A:HIS:HA	1:77:A:HIS:HB2	4	0.28
(1,287)	1:77:A:HIS:HA	1:77:A:HIS:HB2	5	0.28
(1,287)	1:77:A:HIS:HA	1:77:A:HIS:HB2	6	0.28
(1,287)	1:77:A:HIS:HA	1:77:A:HIS:HB2	7	0.28
(1,287)	1:77:A:HIS:HA	1:77:A:HIS:HB2	8	0.28
(1,287)	1:77:A:HIS:HA	1:77:A:HIS:HB2	12	0.28
(1,287)	1:77:A:HIS:HA	1:77:A:HIS:HB2	16	0.28
(1,287)	1:77:A:HIS:HA	1:77:A:HIS:HB2	17	0.28
(1,287)	1:77:A:HIS:HA	1:77:A:HIS:HB2	18	0.28
(1,287)	1:77:A:HIS:HA	1:77:A:HIS:HB2	19	0.28
(1,248)	1:155:A:LYS:HA	1:155:A:LYS:HG3	12	0.28
(1,248)	1:155:A:LYS:HA	1:155:A:LYS:HG3	17	0.28
(1,52)	1:154:A:GLU:HB3	1:133:A:PHE:HD2	2	0.28
(1,52)	1:154:A:GLU:HB3	1:133:A:PHE:HD2	9	0.28
(1,1745)	1:102:A:LYS:H	1:102:A:LYS:HD3	12	0.27
(1,1728)	1:66:A:LEU:HB2	1:122:A:ALA:HB1	18	0.27
(1,1682)	1:157:A:PHE:HZ	1:126:A:ILE:HD11	2	0.27
(1,1682)	1:157:A:PHE:HZ	1:126:A:ILE:HD11	3	0.27
(1,1682)	1:157:A:PHE:HZ	1:126:A:ILE:HD11	5	0.27
(1,1682)	1:157:A:PHE:HZ	1:126:A:ILE:HD11	10	0.27
(1,1682)	1:157:A:PHE:HZ	1:126:A:ILE:HD11	13	0.27
(1,1682)	1:157:A:PHE:HZ	1:126:A:ILE:HD11	15	0.27
(1,1682)	1:157:A:PHE:HZ	1:126:A:ILE:HD11	19	0.27
(1,1672)	1:105:A:MET:HE1	1:110:A:ILE:HD11	5	0.27
(1,1672)	1:105:A:MET:HE1	1:110:A:ILE:HD11	6	0.27
(1,1672)	1:105:A:MET:HE1	1:110:A:ILE:HD11	8	0.27
(1,1672)	1:105:A:MET:HE1	1:110:A:ILE:HD11	19	0.27
(1,1670)	1:128:A:ASP:HB2	1:105:A:MET:HE1	2	0.27
(1,1670)	1:128:A:ASP:HB2	1:105:A:MET:HE1	19	0.27
(1,1653)	1:139:A:TYR:HD1	1:101:A:ILE:HG21	2	0.27
(1,1653)	1:139:A:TYR:HD1	1:101:A:ILE:HG21	3	0.27
(1,1653)	1:139:A:TYR:HD1	1:101:A:ILE:HG21	5	0.27
(1,1621)	1:81:A:TRP:HZ2	1:146:A:ILE:HB	1	0.27
(1,1586)	1:161:A:ILE:HD11	1:70:A:VAL:HG21	3	0.27
(1,1586)	1:161:A:ILE:HD11	1:70:A:VAL:HG21	5	0.27
(1,1586)	1:161:A:ILE:HD11	1:70:A:VAL:HG21	14	0.27
(1,1551)	1:74:A:LEU:HB2	1:74:A:LEU:HD21	16	0.27
(1,1518)	1:125:A:CYS:HB2	1:122:A:ALA:HA	20	0.27
(1,1489)	1:83:A:PHE:HE1	1:153:A:LEU:HD11	4	0.27
(1,1489)	1:83:A:PHE:HE1	1:153:A:LEU:HD11	6	0.27
(1,1489)	1:83:A:PHE:HE1	1:153:A:LEU:HD11	8	0.27
(1,1489)	1:83:A:PHE:HE1	1:153:A:LEU:HD11	13	0.27

Continued on next page...

Continued from previous page...

Key	Atom-1	Atom-2	Model ID	Violation (Å)
(1,1383)	1:86:A:PRO:HD3	1:85:A:GLN:HG3	3	0.27
(1,1368)	1:133:A:PHE:HA	1:154:A:GLU:HG2	2	0.27
(1,1303)	1:117:A:ASN:HB2	1:58:A:ARG:HB2	9	0.27
(1,1152)	1:132:A:MET:HA	1:132:A:MET:HE1	1	0.27
(1,1152)	1:132:A:MET:HA	1:132:A:MET:HE1	19	0.27
(1,1140)	1:83:A:PHE:HD1	1:146:A:ILE:HD11	1	0.27
(1,1140)	1:83:A:PHE:HD1	1:146:A:ILE:HD11	4	0.27
(1,1140)	1:83:A:PHE:HD1	1:146:A:ILE:HD11	6	0.27
(1,1140)	1:83:A:PHE:HD1	1:146:A:ILE:HD11	9	0.27
(1,1139)	1:81:A:TRP:HH2	1:146:A:ILE:HD11	10	0.27
(1,1139)	1:81:A:TRP:HH2	1:146:A:ILE:HD11	14	0.27
(1,1088)	1:86:A:PRO:HA	1:87:A:VAL:HG11	15	0.27
(1,1088)	1:86:A:PRO:HA	1:87:A:VAL:HG11	16	0.27
(1,1073)	1:90:A:VAL:HG21	1:90:A:VAL:HA	8	0.27
(1,1036)	1:128:A:ASP:HB2	1:110:A:ILE:HG21	9	0.27
(1,1036)	1:128:A:ASP:HB2	1:110:A:ILE:HG21	12	0.27
(1,1036)	1:128:A:ASP:HB2	1:110:A:ILE:HG21	16	0.27
(1,1032)	1:79:A:PHE:HE1	1:152:A:ALA:HB1	5	0.27
(1,1032)	1:79:A:PHE:HE1	1:152:A:ALA:HB1	14	0.27
(1,1032)	1:79:A:PHE:HE1	1:152:A:ALA:HB1	16	0.27
(1,1032)	1:79:A:PHE:HE1	1:152:A:ALA:HB1	17	0.27
(1,1022)	1:160:A:LYS:HB2	1:69:A:VAL:HG21	10	0.27
(1,1022)	1:160:A:LYS:HB2	1:69:A:VAL:HG21	17	0.27
(1,924)	1:142:A:PRO:HD2	1:141:A:LYS:HG3	3	0.27
(1,905)	1:135:A:ASN:HB2	1:101:A:ILE:HD11	4	0.27
(1,905)	1:135:A:ASN:HB2	1:101:A:ILE:HD11	5	0.27
(1,851)	1:99:A:LYS:HE3	1:99:A:LYS:HG3	8	0.27
(1,848)	1:91:A:LYS:HA	1:91:A:LYS:HE3	6	0.27
(1,809)	1:64:A:GLN:HG3	1:61:A:ASN:HA	2	0.27
(1,738)	1:59:A:GLN:HB2	1:121:A:ASN:HA	9	0.27
(1,736)	1:63:A:LEU:HD11	1:121:A:ASN:HA	12	0.27
(1,706)	1:142:A:PRO:HB3	1:142:A:PRO:HD2	20	0.27
(1,645)	1:105:A:MET:HB3	1:103:A:THR:HG21	2	0.27
(1,645)	1:105:A:MET:HB3	1:103:A:THR:HG21	15	0.27
(1,555)	1:111:A:LYS:HA	1:71:A:LEU:HD11	6	0.27
(1,555)	1:111:A:LYS:HA	1:71:A:LEU:HD11	17	0.27
(1,554)	1:75:A:TRP:HA	1:71:A:LEU:HD21	1	0.27
(1,554)	1:75:A:TRP:HA	1:71:A:LEU:HD21	10	0.27
(1,533)	1:153:A:LEU:HA	1:156:A:LEU:HD21	16	0.27
(1,495)	1:153:A:LEU:HD11	1:74:A:LEU:HD21	2	0.27
(1,495)	1:153:A:LEU:HD11	1:74:A:LEU:HD21	3	0.27
(1,495)	1:153:A:LEU:HD11	1:74:A:LEU:HD21	10	0.27

Continued on next page...

Continued from previous page...

Key	Atom-1	Atom-2	Model ID	Violation (Å)
(1,495)	1:153:A:LEU:HD11	1:74:A:LEU:HD21	13	0.27
(1,495)	1:153:A:LEU:HD11	1:74:A:LEU:HD21	18	0.27
(1,439)	1:98:A:TYR:HE1	1:104:A:PRO:HA	2	0.27
(1,381)	1:148:A:LEU:HB3	1:148:A:LEU:HD11	11	0.27
(1,381)	1:148:A:LEU:HB3	1:148:A:LEU:HD11	18	0.27
(1,359)	1:88:A:ASP:HB2	1:91:A:LYS:HD3	7	0.27
(1,287)	1:77:A:HIS:HA	1:77:A:HIS:HB2	3	0.27
(1,287)	1:77:A:HIS:HA	1:77:A:HIS:HB2	14	0.27
(1,248)	1:155:A:LYS:HA	1:155:A:LYS:HG3	1	0.27
(1,248)	1:155:A:LYS:HA	1:155:A:LYS:HG3	6	0.27
(1,248)	1:155:A:LYS:HA	1:155:A:LYS:HG3	10	0.27
(1,86)	1:65:A:TYR:HE1	1:165:A:PRO:HD3	10	0.27
(1,2398)	1:99:A:LYS:H	1:99:A:LYS:HG3	14	0.26
(1,2129)	1:110:A:ILE:H	1:110:A:ILE:HD11	11	0.26
(1,2023)	1:73:A:THR:H	1:72:A:LYS:HG3	8	0.26
(1,1949)	1:127:A:GLN:H	1:126:A:ILE:HD11	18	0.26
(1,1774)	1:132:A:MET:H	1:132:A:MET:HB3	7	0.26
(1,1699)	1:129:A:PHE:HZ	1:110:A:ILE:HD11	16	0.26
(1,1697)	1:100:A:ILE:HG12	1:100:A:ILE:HD11	1	0.26
(1,1697)	1:100:A:ILE:HG12	1:100:A:ILE:HD11	2	0.26
(1,1697)	1:100:A:ILE:HG12	1:100:A:ILE:HD11	4	0.26
(1,1697)	1:100:A:ILE:HG12	1:100:A:ILE:HD11	5	0.26
(1,1697)	1:100:A:ILE:HG12	1:100:A:ILE:HD11	6	0.26
(1,1697)	1:100:A:ILE:HG12	1:100:A:ILE:HD11	9	0.26
(1,1697)	1:100:A:ILE:HG12	1:100:A:ILE:HD11	10	0.26
(1,1697)	1:100:A:ILE:HG12	1:100:A:ILE:HD11	12	0.26
(1,1697)	1:100:A:ILE:HG12	1:100:A:ILE:HD11	13	0.26
(1,1697)	1:100:A:ILE:HG12	1:100:A:ILE:HD11	14	0.26
(1,1697)	1:100:A:ILE:HG12	1:100:A:ILE:HD11	15	0.26
(1,1697)	1:100:A:ILE:HG12	1:100:A:ILE:HD11	17	0.26
(1,1697)	1:100:A:ILE:HG12	1:100:A:ILE:HD11	18	0.26
(1,1697)	1:100:A:ILE:HG12	1:100:A:ILE:HD11	19	0.26
(1,1697)	1:100:A:ILE:HG12	1:100:A:ILE:HD11	20	0.26
(1,1682)	1:157:A:PHE:HZ	1:126:A:ILE:HD11	17	0.26
(1,1672)	1:105:A:MET:HE1	1:110:A:ILE:HD11	2	0.26
(1,1672)	1:105:A:MET:HE1	1:110:A:ILE:HD11	4	0.26
(1,1672)	1:105:A:MET:HE1	1:110:A:ILE:HD11	7	0.26
(1,1672)	1:105:A:MET:HE1	1:110:A:ILE:HD11	12	0.26
(1,1672)	1:105:A:MET:HE1	1:110:A:ILE:HD11	17	0.26
(1,1670)	1:128:A:ASP:HB2	1:105:A:MET:HE1	18	0.26
(1,1653)	1:139:A:TYR:HD1	1:101:A:ILE:HG21	7	0.26
(1,1653)	1:139:A:TYR:HD1	1:101:A:ILE:HG21	12	0.26

Continued on next page...

Continued from previous page...

Key	Atom-1	Atom-2	Model ID	Violation (Å)
(1,1653)	1:139:A:TYR:HD1	1:101:A:ILE:HG21	13	0.26
(1,1653)	1:139:A:TYR:HD1	1:101:A:ILE:HG21	16	0.26
(1,1653)	1:139:A:TYR:HD1	1:101:A:ILE:HG21	20	0.26
(1,1621)	1:81:A:TRP:HZ2	1:146:A:ILE:HB	15	0.26
(1,1608)	1:76:A:LYS:H	1:80:A:ALA:HB1	11	0.26
(1,1608)	1:76:A:LYS:H	1:80:A:ALA:HB1	16	0.26
(1,1586)	1:161:A:ILE:HD11	1:70:A:VAL:HG21	9	0.26
(1,1524)	1:164:A:LEU:HD11	1:62:A:GLN:HG3	20	0.26
(1,1506)	1:137:A:TYR:HD1	1:147:A:VAL:HG11	14	0.26
(1,1489)	1:83:A:PHE:HE1	1:153:A:LEU:HD11	2	0.26
(1,1381)	1:85:A:GLN:HA	1:85:A:GLN:HG2	4	0.26
(1,1368)	1:133:A:PHE:HA	1:154:A:GLU:HG2	3	0.26
(1,1368)	1:133:A:PHE:HA	1:154:A:GLU:HG2	4	0.26
(1,1368)	1:133:A:PHE:HA	1:154:A:GLU:HG2	9	0.26
(1,1368)	1:133:A:PHE:HA	1:154:A:GLU:HG2	12	0.26
(1,1368)	1:133:A:PHE:HA	1:154:A:GLU:HG2	14	0.26
(1,1329)	1:99:A:LYS:HD3	1:96:A:ASP:HB3	8	0.26
(1,1194)	1:115:A:GLU:HB2	1:67:A:LEU:HD21	3	0.26
(1,1184)	1:149:A:MET:HG3	1:149:A:MET:HE1	4	0.26
(1,1184)	1:149:A:MET:HG3	1:149:A:MET:HE1	11	0.26
(1,1182)	1:79:A:PHE:HD2	1:149:A:MET:HE1	10	0.26
(1,1158)	1:113:A:ARG:HG3	1:113:A:ARG:HA	16	0.26
(1,1152)	1:132:A:MET:HA	1:132:A:MET:HE1	6	0.26
(1,1152)	1:132:A:MET:HA	1:132:A:MET:HE1	17	0.26
(1,1140)	1:83:A:PHE:HD1	1:146:A:ILE:HD11	7	0.26
(1,1140)	1:83:A:PHE:HD1	1:146:A:ILE:HD11	13	0.26
(1,1139)	1:81:A:TRP:HH2	1:146:A:ILE:HD11	7	0.26
(1,1139)	1:81:A:TRP:HH2	1:146:A:ILE:HD11	9	0.26
(1,1139)	1:81:A:TRP:HH2	1:146:A:ILE:HD11	11	0.26
(1,1139)	1:81:A:TRP:HH2	1:146:A:ILE:HD11	15	0.26
(1,1070)	1:112:A:LYS:HD3	1:109:A:THR:HA	2	0.26
(1,1051)	1:59:A:GLN:HA	1:60:A:THR:HA	2	0.26
(1,1051)	1:59:A:GLN:HA	1:60:A:THR:HA	4	0.26
(1,1036)	1:128:A:ASP:HB2	1:110:A:ILE:HG21	19	0.26
(1,1022)	1:160:A:LYS:HB2	1:69:A:VAL:HG21	19	0.26
(1,1010)	1:65:A:TYR:HE2	1:69:A:VAL:HB	9	0.26
(1,981)	1:161:A:ILE:HG12	1:162:A:ASN:HB3	10	0.26
(1,981)	1:161:A:ILE:HG12	1:162:A:ASN:HB3	20	0.26
(1,957)	1:158:A:LEU:HD11	1:154:A:GLU:HG3	18	0.26
(1,924)	1:142:A:PRO:HD2	1:141:A:LYS:HG3	11	0.26
(1,924)	1:142:A:PRO:HD2	1:141:A:LYS:HG3	13	0.26
(1,924)	1:142:A:PRO:HD2	1:141:A:LYS:HG3	16	0.26

Continued on next page...

Continued from previous page...

Key	Atom-1	Atom-2	Model ID	Violation (Å)
(1,852)	1:99:A:LYS:HA	1:99:A:LYS:HE3	14	0.26
(1,809)	1:64:A:GLN:HG3	1:61:A:ASN:HA	4	0.26
(1,809)	1:64:A:GLN:HG3	1:61:A:ASN:HA	6	0.26
(1,809)	1:64:A:GLN:HG3	1:61:A:ASN:HA	7	0.26
(1,809)	1:64:A:GLN:HG3	1:61:A:ASN:HA	15	0.26
(1,802)	1:64:A:GLN:HB3	1:61:A:ASN:HA	15	0.26
(1,747)	1:146:A:ILE:HG21	1:144:A:ASP:HA	3	0.26
(1,747)	1:146:A:ILE:HG21	1:144:A:ASP:HA	19	0.26
(1,706)	1:142:A:PRO:HB3	1:142:A:PRO:HD2	1	0.26
(1,706)	1:142:A:PRO:HB3	1:142:A:PRO:HD2	4	0.26
(1,706)	1:142:A:PRO:HB3	1:142:A:PRO:HD2	5	0.26
(1,706)	1:142:A:PRO:HB3	1:142:A:PRO:HD2	6	0.26
(1,706)	1:142:A:PRO:HB3	1:142:A:PRO:HD2	10	0.26
(1,645)	1:105:A:MET:HB3	1:103:A:THR:HG21	5	0.26
(1,645)	1:105:A:MET:HB3	1:103:A:THR:HG21	6	0.26
(1,645)	1:105:A:MET:HB3	1:103:A:THR:HG21	12	0.26
(1,645)	1:105:A:MET:HB3	1:103:A:THR:HG21	17	0.26
(1,634)	1:70:A:VAL:HG11	1:73:A:THR:HB	3	0.26
(1,560)	1:67:A:LEU:HA	1:71:A:LEU:HD21	12	0.26
(1,555)	1:111:A:LYS:HA	1:71:A:LEU:HD11	7	0.26
(1,555)	1:111:A:LYS:HA	1:71:A:LEU:HD11	8	0.26
(1,555)	1:111:A:LYS:HA	1:71:A:LEU:HD11	18	0.26
(1,554)	1:75:A:TRP:HA	1:71:A:LEU:HD21	2	0.26
(1,554)	1:75:A:TRP:HA	1:71:A:LEU:HD21	5	0.26
(1,554)	1:75:A:TRP:HA	1:71:A:LEU:HD21	7	0.26
(1,554)	1:75:A:TRP:HA	1:71:A:LEU:HD21	8	0.26
(1,495)	1:153:A:LEU:HD11	1:74:A:LEU:HD21	8	0.26
(1,495)	1:153:A:LEU:HD11	1:74:A:LEU:HD21	11	0.26
(1,495)	1:153:A:LEU:HD11	1:74:A:LEU:HD21	12	0.26
(1,495)	1:153:A:LEU:HD11	1:74:A:LEU:HD21	14	0.26
(1,495)	1:153:A:LEU:HD11	1:74:A:LEU:HD21	20	0.26
(1,481)	1:144:A:ASP:HA	1:148:A:LEU:HD21	10	0.26
(1,481)	1:144:A:ASP:HA	1:148:A:LEU:HD21	13	0.26
(1,481)	1:144:A:ASP:HA	1:148:A:LEU:HD21	20	0.26
(1,457)	1:129:A:PHE:HE2	1:129:A:PHE:HA	4	0.26
(1,457)	1:129:A:PHE:HE2	1:129:A:PHE:HA	6	0.26
(1,457)	1:129:A:PHE:HE2	1:129:A:PHE:HA	12	0.26
(1,457)	1:129:A:PHE:HE2	1:129:A:PHE:HA	13	0.26
(1,439)	1:98:A:TYR:HE1	1:104:A:PRO:HA	8	0.26
(1,439)	1:98:A:TYR:HE1	1:104:A:PRO:HA	9	0.26
(1,439)	1:98:A:TYR:HE1	1:104:A:PRO:HA	11	0.26
(1,439)	1:98:A:TYR:HE1	1:104:A:PRO:HA	13	0.26

Continued on next page...

Continued from previous page...

Key	Atom-1	Atom-2	Model ID	Violation (Å)
(1,439)	1:98:A:TYR:HE1	1:104:A:PRO:HA	16	0.26
(1,439)	1:98:A:TYR:HE1	1:104:A:PRO:HA	17	0.26
(1,438)	1:97:A:TYR:HE1	1:104:A:PRO:HG2	16	0.26
(1,430)	1:74:A:LEU:HD21	1:157:A:PHE:HB3	9	0.26
(1,393)	1:59:A:GLN:HG3	1:59:A:GLN:HB2	16	0.26
(1,381)	1:148:A:LEU:HB3	1:148:A:LEU:HD11	6	0.26
(1,381)	1:148:A:LEU:HB3	1:148:A:LEU:HD11	15	0.26
(1,372)	1:125:A:CYS:HB3	1:114:A:LEU:HD21	1	0.26
(1,372)	1:125:A:CYS:HB3	1:114:A:LEU:HD21	18	0.26
(1,359)	1:88:A:ASP:HB2	1:91:A:LYS:HD3	14	0.26
(1,248)	1:155:A:LYS:HA	1:155:A:LYS:HG3	5	0.26
(1,86)	1:65:A:TYR:HE1	1:165:A:PRO:HD3	4	0.26
(1,86)	1:65:A:TYR:HE1	1:165:A:PRO:HD3	17	0.26
(1,52)	1:154:A:GLU:HB3	1:133:A:PHE:HD2	4	0.26
(1,2154)	1:66:A:LEU:H	1:66:A:LEU:HD21	4	0.25
(1,2154)	1:66:A:LEU:H	1:66:A:LEU:HD21	8	0.25
(1,2022)	1:73:A:THR:H	1:72:A:LYS:HB2	2	0.25
(1,1949)	1:127:A:GLN:H	1:126:A:ILE:HD11	10	0.25
(1,1939)	1:125:A:CYS:H	1:124:A:GLU:HB3	20	0.25
(1,1818)	1:110:A:ILE:H	1:107:A:MET:HG2	11	0.25
(1,1774)	1:132:A:MET:H	1:132:A:MET:HB3	20	0.25
(1,1697)	1:100:A:ILE:HG12	1:100:A:ILE:HD11	3	0.25
(1,1697)	1:100:A:ILE:HG12	1:100:A:ILE:HD11	7	0.25
(1,1697)	1:100:A:ILE:HG12	1:100:A:ILE:HD11	8	0.25
(1,1697)	1:100:A:ILE:HG12	1:100:A:ILE:HD11	11	0.25
(1,1682)	1:157:A:PHE:HZ	1:126:A:ILE:HD11	7	0.25
(1,1682)	1:157:A:PHE:HZ	1:126:A:ILE:HD11	18	0.25
(1,1672)	1:105:A:MET:HE1	1:110:A:ILE:HD11	10	0.25
(1,1672)	1:105:A:MET:HE1	1:110:A:ILE:HD11	11	0.25
(1,1672)	1:105:A:MET:HE1	1:110:A:ILE:HD11	15	0.25
(1,1669)	1:105:A:MET:HE1	1:105:A:MET:HG3	11	0.25
(1,1653)	1:139:A:TYR:HD1	1:101:A:ILE:HG21	4	0.25
(1,1653)	1:139:A:TYR:HD1	1:101:A:ILE:HG21	14	0.25
(1,1653)	1:139:A:TYR:HD1	1:101:A:ILE:HG21	15	0.25
(1,1637)	1:101:A:ILE:HG21	1:138:A:ILE:HG21	18	0.25
(1,1621)	1:81:A:TRP:HZ2	1:146:A:ILE:HB	12	0.25
(1,1621)	1:81:A:TRP:HZ2	1:146:A:ILE:HB	13	0.25
(1,1551)	1:74:A:LEU:HB2	1:74:A:LEU:HD21	3	0.25
(1,1518)	1:125:A:CYS:HB2	1:122:A:ALA:HA	1	0.25
(1,1518)	1:125:A:CYS:HB2	1:122:A:ALA:HA	13	0.25
(1,1518)	1:125:A:CYS:HB2	1:122:A:ALA:HA	17	0.25
(1,1506)	1:137:A:TYR:HD1	1:147:A:VAL:HG11	9	0.25

Continued on next page...

Continued from previous page...

Key	Atom-1	Atom-2	Model ID	Violation (Å)
(1,1506)	1:137:A:TYR:HD1	1:147:A:VAL:HG11	13	0.25
(1,1506)	1:137:A:TYR:HD1	1:147:A:VAL:HG11	17	0.25
(1,1506)	1:137:A:TYR:HD1	1:147:A:VAL:HG11	20	0.25
(1,1489)	1:83:A:PHE:HE1	1:153:A:LEU:HD11	9	0.25
(1,1489)	1:83:A:PHE:HE1	1:153:A:LEU:HD11	16	0.25
(1,1381)	1:85:A:GLN:HA	1:85:A:GLN:HG2	9	0.25
(1,1329)	1:99:A:LYS:HD3	1:96:A:ASP:HB3	3	0.25
(1,1182)	1:79:A:PHE:HD2	1:149:A:MET:HE1	5	0.25
(1,1152)	1:132:A:MET:HA	1:132:A:MET:HE1	8	0.25
(1,1152)	1:132:A:MET:HA	1:132:A:MET:HE1	10	0.25
(1,1152)	1:132:A:MET:HA	1:132:A:MET:HE1	12	0.25
(1,1140)	1:83:A:PHE:HD1	1:146:A:ILE:HD11	2	0.25
(1,1140)	1:83:A:PHE:HD1	1:146:A:ILE:HD11	10	0.25
(1,1140)	1:83:A:PHE:HD1	1:146:A:ILE:HD11	12	0.25
(1,1140)	1:83:A:PHE:HD1	1:146:A:ILE:HD11	15	0.25
(1,1140)	1:83:A:PHE:HD1	1:146:A:ILE:HD11	16	0.25
(1,1140)	1:83:A:PHE:HD1	1:146:A:ILE:HD11	20	0.25
(1,1139)	1:81:A:TRP:HH2	1:146:A:ILE:HD11	1	0.25
(1,1139)	1:81:A:TRP:HH2	1:146:A:ILE:HD11	6	0.25
(1,1121)	1:83:A:PHE:HE1	1:146:A:ILE:HA	19	0.25
(1,1088)	1:86:A:PRO:HA	1:87:A:VAL:HG11	1	0.25
(1,1088)	1:86:A:PRO:HA	1:87:A:VAL:HG11	12	0.25
(1,1070)	1:112:A:LYS:HD3	1:109:A:THR:HA	18	0.25
(1,1051)	1:59:A:GLN:HA	1:60:A:THR:HA	7	0.25
(1,1051)	1:59:A:GLN:HA	1:60:A:THR:HA	8	0.25
(1,1036)	1:128:A:ASP:HB2	1:110:A:ILE:HG21	14	0.25
(1,1032)	1:79:A:PHE:HE1	1:152:A:ALA:HB1	15	0.25
(1,1022)	1:160:A:LYS:HB2	1:69:A:VAL:HG21	3	0.25
(1,1022)	1:160:A:LYS:HB2	1:69:A:VAL:HG21	15	0.25
(1,1010)	1:65:A:TYR:HE2	1:69:A:VAL:HB	4	0.25
(1,1010)	1:65:A:TYR:HE2	1:69:A:VAL:HB	5	0.25
(1,1010)	1:65:A:TYR:HE2	1:69:A:VAL:HB	6	0.25
(1,1010)	1:65:A:TYR:HE2	1:69:A:VAL:HB	8	0.25
(1,1010)	1:65:A:TYR:HE2	1:69:A:VAL:HB	11	0.25
(1,1010)	1:65:A:TYR:HE2	1:69:A:VAL:HB	16	0.25
(1,1005)	1:160:A:LYS:HE3	1:160:A:LYS:HA	8	0.25
(1,993)	1:168:A:GLU:HB3	1:168:A:GLU:HG3	3	0.25
(1,993)	1:168:A:GLU:HB3	1:168:A:GLU:HG3	20	0.25
(1,981)	1:161:A:ILE:HG12	1:162:A:ASN:HB3	2	0.25
(1,981)	1:161:A:ILE:HG12	1:162:A:ASN:HB3	11	0.25
(1,981)	1:161:A:ILE:HG12	1:162:A:ASN:HB3	15	0.25
(1,957)	1:158:A:LEU:HD11	1:154:A:GLU:HG3	7	0.25

Continued on next page...

Continued from previous page...

Key	Atom-1	Atom-2	Model ID	Violation (Å)
(1,950)	1:157:A:PHE:HA	1:154:A:GLU:HA	2	0.25
(1,950)	1:157:A:PHE:HA	1:154:A:GLU:HA	12	0.25
(1,950)	1:157:A:PHE:HA	1:154:A:GLU:HA	14	0.25
(1,809)	1:64:A:GLN:HG3	1:61:A:ASN:HA	10	0.25
(1,809)	1:64:A:GLN:HG3	1:61:A:ASN:HA	13	0.25
(1,809)	1:64:A:GLN:HG3	1:61:A:ASN:HA	19	0.25
(1,747)	1:146:A:ILE:HG21	1:144:A:ASP:HA	4	0.25
(1,747)	1:146:A:ILE:HG21	1:144:A:ASP:HA	5	0.25
(1,747)	1:146:A:ILE:HG21	1:144:A:ASP:HA	9	0.25
(1,747)	1:146:A:ILE:HG21	1:144:A:ASP:HA	11	0.25
(1,747)	1:146:A:ILE:HG21	1:144:A:ASP:HA	14	0.25
(1,706)	1:142:A:PRO:HB3	1:142:A:PRO:HD2	3	0.25
(1,706)	1:142:A:PRO:HB3	1:142:A:PRO:HD2	7	0.25
(1,706)	1:142:A:PRO:HB3	1:142:A:PRO:HD2	8	0.25
(1,706)	1:142:A:PRO:HB3	1:142:A:PRO:HD2	9	0.25
(1,706)	1:142:A:PRO:HB3	1:142:A:PRO:HD2	11	0.25
(1,706)	1:142:A:PRO:HB3	1:142:A:PRO:HD2	13	0.25
(1,706)	1:142:A:PRO:HB3	1:142:A:PRO:HD2	14	0.25
(1,706)	1:142:A:PRO:HB3	1:142:A:PRO:HD2	15	0.25
(1,706)	1:142:A:PRO:HB3	1:142:A:PRO:HD2	19	0.25
(1,645)	1:105:A:MET:HB3	1:103:A:THR:HG21	4	0.25
(1,645)	1:105:A:MET:HB3	1:103:A:THR:HG21	14	0.25
(1,560)	1:67:A:LEU:HA	1:71:A:LEU:HD21	4	0.25
(1,560)	1:67:A:LEU:HA	1:71:A:LEU:HD21	5	0.25
(1,560)	1:67:A:LEU:HA	1:71:A:LEU:HD21	11	0.25
(1,560)	1:67:A:LEU:HA	1:71:A:LEU:HD21	14	0.25
(1,555)	1:111:A:LYS:HA	1:71:A:LEU:HD11	5	0.25
(1,555)	1:111:A:LYS:HA	1:71:A:LEU:HD11	13	0.25
(1,554)	1:75:A:TRP:HA	1:71:A:LEU:HD21	4	0.25
(1,554)	1:75:A:TRP:HA	1:71:A:LEU:HD21	13	0.25
(1,554)	1:75:A:TRP:HA	1:71:A:LEU:HD21	14	0.25
(1,554)	1:75:A:TRP:HA	1:71:A:LEU:HD21	17	0.25
(1,533)	1:153:A:LEU:HA	1:156:A:LEU:HD21	19	0.25
(1,495)	1:153:A:LEU:HD11	1:74:A:LEU:HD21	9	0.25
(1,481)	1:144:A:ASP:HA	1:148:A:LEU:HD21	2	0.25
(1,481)	1:144:A:ASP:HA	1:148:A:LEU:HD21	12	0.25
(1,481)	1:144:A:ASP:HA	1:148:A:LEU:HD21	14	0.25
(1,481)	1:144:A:ASP:HA	1:148:A:LEU:HD21	18	0.25
(1,457)	1:129:A:PHE:HE2	1:129:A:PHE:HA	2	0.25
(1,457)	1:129:A:PHE:HE2	1:129:A:PHE:HA	9	0.25
(1,457)	1:129:A:PHE:HE2	1:129:A:PHE:HA	10	0.25
(1,457)	1:129:A:PHE:HE2	1:129:A:PHE:HA	11	0.25

Continued on next page...

Continued from previous page...

Key	Atom-1	Atom-2	Model ID	Violation (Å)
(1,457)	1:129:A:PHE:HE2	1:129:A:PHE:HA	16	0.25
(1,457)	1:129:A:PHE:HE2	1:129:A:PHE:HA	17	0.25
(1,457)	1:129:A:PHE:HE2	1:129:A:PHE:HA	19	0.25
(1,439)	1:98:A:TYR:HE1	1:104:A:PRO:HA	7	0.25
(1,439)	1:98:A:TYR:HE1	1:104:A:PRO:HA	10	0.25
(1,438)	1:97:A:TYR:HE1	1:104:A:PRO:HG2	2	0.25
(1,434)	1:100:A:ILE:HB	1:101:A:ILE:HD11	19	0.25
(1,430)	1:74:A:LEU:HD21	1:157:A:PHE:HB3	2	0.25
(1,430)	1:74:A:LEU:HD21	1:157:A:PHE:HB3	3	0.25
(1,430)	1:74:A:LEU:HD21	1:157:A:PHE:HB3	4	0.25
(1,381)	1:148:A:LEU:HB3	1:148:A:LEU:HD11	1	0.25
(1,381)	1:148:A:LEU:HB3	1:148:A:LEU:HD11	5	0.25
(1,381)	1:148:A:LEU:HB3	1:148:A:LEU:HD11	8	0.25
(1,381)	1:148:A:LEU:HB3	1:148:A:LEU:HD11	17	0.25
(1,372)	1:125:A:CYS:HB3	1:114:A:LEU:HD21	2	0.25
(1,372)	1:125:A:CYS:HB3	1:114:A:LEU:HD21	5	0.25
(1,372)	1:125:A:CYS:HB3	1:114:A:LEU:HD21	16	0.25
(1,256)	1:128:A:ASP:HA	1:131:A:THR:HG21	13	0.25
(1,248)	1:155:A:LYS:HA	1:155:A:LYS:HG3	9	0.25
(1,205)	1:55:A:LYS:HA	1:56:A:PRO:HD2	18	0.25
(1,163)	2:201:A:MGO:HAJ	1:97:A:TYR:HE1	18	0.25
(1,52)	1:154:A:GLU:HB3	1:133:A:PHE:HD2	19	0.25
(1,2400)	1:99:A:LYS:H	1:99:A:LYS:HB3	8	0.24
(1,2400)	1:99:A:LYS:H	1:99:A:LYS:HB3	16	0.24
(1,2154)	1:66:A:LEU:H	1:66:A:LEU:HD21	9	0.24
(1,2034)	1:85:A:GLN:HE22	1:82:A:PRO:HA	18	0.24
(1,2014)	1:162:A:ASN:HD22	1:159:A:GLN:HA	10	0.24
(1,1949)	1:127:A:GLN:H	1:126:A:ILE:HD11	1	0.24
(1,1949)	1:127:A:GLN:H	1:126:A:ILE:HD11	2	0.24
(1,1949)	1:127:A:GLN:H	1:126:A:ILE:HD11	4	0.24
(1,1949)	1:127:A:GLN:H	1:126:A:ILE:HD11	5	0.24
(1,1949)	1:127:A:GLN:H	1:126:A:ILE:HD11	12	0.24
(1,1949)	1:127:A:GLN:H	1:126:A:ILE:HD11	13	0.24
(1,1818)	1:110:A:ILE:H	1:107:A:MET:HG2	1	0.24
(1,1774)	1:132:A:MET:H	1:132:A:MET:HB3	18	0.24
(1,1745)	1:102:A:LYS:H	1:102:A:LYS:HD3	15	0.24
(1,1728)	1:66:A:LEU:HB2	1:122:A:ALA:HB1	1	0.24
(1,1728)	1:66:A:LEU:HB2	1:122:A:ALA:HB1	2	0.24
(1,1728)	1:66:A:LEU:HB2	1:122:A:ALA:HB1	20	0.24
(1,1697)	1:100:A:ILE:HG12	1:100:A:ILE:HD11	16	0.24
(1,1672)	1:105:A:MET:HE1	1:110:A:ILE:HD11	9	0.24
(1,1672)	1:105:A:MET:HE1	1:110:A:ILE:HD11	20	0.24

Continued on next page...

Continued from previous page...

Key	Atom-1	Atom-2	Model ID	Violation (Å)
(1,1669)	1:105:A:MET:HE1	1:105:A:MET:HG3	1	0.24
(1,1669)	1:105:A:MET:HE1	1:105:A:MET:HG3	9	0.24
(1,1669)	1:105:A:MET:HE1	1:105:A:MET:HG3	12	0.24
(1,1669)	1:105:A:MET:HE1	1:105:A:MET:HG3	13	0.24
(1,1669)	1:105:A:MET:HE1	1:105:A:MET:HG3	17	0.24
(1,1653)	1:139:A:TYR:HD1	1:101:A:ILE:HG21	9	0.24
(1,1653)	1:139:A:TYR:HD1	1:101:A:ILE:HG21	17	0.24
(1,1621)	1:81:A:TRP:HZ2	1:146:A:ILE:HB	10	0.24
(1,1621)	1:81:A:TRP:HZ2	1:146:A:ILE:HB	16	0.24
(1,1543)	1:155:A:LYS:HE3	1:155:A:LYS:HG3	5	0.24
(1,1531)	1:63:A:LEU:HD11	1:122:A:ALA:HA	15	0.24
(1,1524)	1:164:A:LEU:HD11	1:62:A:GLN:HG3	9	0.24
(1,1518)	1:125:A:CYS:HB2	1:122:A:ALA:HA	3	0.24
(1,1518)	1:125:A:CYS:HB2	1:122:A:ALA:HA	15	0.24
(1,1518)	1:125:A:CYS:HB2	1:122:A:ALA:HA	19	0.24
(1,1506)	1:137:A:TYR:HD1	1:147:A:VAL:HG11	3	0.24
(1,1506)	1:137:A:TYR:HD1	1:147:A:VAL:HG11	4	0.24
(1,1506)	1:137:A:TYR:HD1	1:147:A:VAL:HG11	5	0.24
(1,1506)	1:137:A:TYR:HD1	1:147:A:VAL:HG11	11	0.24
(1,1506)	1:137:A:TYR:HD1	1:147:A:VAL:HG11	15	0.24
(1,1506)	1:137:A:TYR:HD1	1:147:A:VAL:HG11	16	0.24
(1,1368)	1:133:A:PHE:HA	1:154:A:GLU:HG2	8	0.24
(1,1368)	1:133:A:PHE:HA	1:154:A:GLU:HG2	17	0.24
(1,1342)	1:53:A:PRO:HD3	1:54:A:ASN:HB3	11	0.24
(1,1229)	1:92:A:LEU:HD11	1:87:A:VAL:HA	14	0.24
(1,1182)	1:79:A:PHE:HD2	1:149:A:MET:HE1	4	0.24
(1,1152)	1:132:A:MET:HA	1:132:A:MET:HE1	13	0.24
(1,1140)	1:83:A:PHE:HD1	1:146:A:ILE:HD11	3	0.24
(1,1140)	1:83:A:PHE:HD1	1:146:A:ILE:HD11	14	0.24
(1,1140)	1:83:A:PHE:HD1	1:146:A:ILE:HD11	18	0.24
(1,1139)	1:81:A:TRP:HH2	1:146:A:ILE:HD11	2	0.24
(1,1139)	1:81:A:TRP:HH2	1:146:A:ILE:HD11	4	0.24
(1,1139)	1:81:A:TRP:HH2	1:146:A:ILE:HD11	5	0.24
(1,1139)	1:81:A:TRP:HH2	1:146:A:ILE:HD11	8	0.24
(1,1139)	1:81:A:TRP:HH2	1:146:A:ILE:HD11	13	0.24
(1,1139)	1:81:A:TRP:HH2	1:146:A:ILE:HD11	20	0.24
(1,1088)	1:86:A:PRO:HA	1:87:A:VAL:HG11	14	0.24
(1,1070)	1:112:A:LYS:HD3	1:109:A:THR:HA	11	0.24
(1,1036)	1:128:A:ASP:HB2	1:110:A:ILE:HG21	13	0.24
(1,1022)	1:160:A:LYS:HB2	1:69:A:VAL:HG21	6	0.24
(1,1022)	1:160:A:LYS:HB2	1:69:A:VAL:HG21	7	0.24
(1,1022)	1:160:A:LYS:HB2	1:69:A:VAL:HG21	16	0.24

Continued on next page...

Continued from previous page...

Key	Atom-1	Atom-2	Model ID	Violation (Å)
(1,1022)	1:160:A:LYS:HB2	1:69:A:VAL:HG21	18	0.24
(1,1010)	1:65:A:TYR:HE2	1:69:A:VAL:HB	1	0.24
(1,1010)	1:65:A:TYR:HE2	1:69:A:VAL:HB	2	0.24
(1,1010)	1:65:A:TYR:HE2	1:69:A:VAL:HB	3	0.24
(1,1010)	1:65:A:TYR:HE2	1:69:A:VAL:HB	10	0.24
(1,1010)	1:65:A:TYR:HE2	1:69:A:VAL:HB	12	0.24
(1,1010)	1:65:A:TYR:HE2	1:69:A:VAL:HB	14	0.24
(1,1010)	1:65:A:TYR:HE2	1:69:A:VAL:HB	15	0.24
(1,1010)	1:65:A:TYR:HE2	1:69:A:VAL:HB	17	0.24
(1,1010)	1:65:A:TYR:HE2	1:69:A:VAL:HB	19	0.24
(1,1005)	1:160:A:LYS:HE3	1:160:A:LYS:HA	3	0.24
(1,1005)	1:160:A:LYS:HE3	1:160:A:LYS:HA	7	0.24
(1,999)	1:84:A:GLN:HA	1:84:A:GLN:HG2	17	0.24
(1,993)	1:168:A:GLU:HB3	1:168:A:GLU:HG3	4	0.24
(1,993)	1:168:A:GLU:HB3	1:168:A:GLU:HG3	13	0.24
(1,981)	1:161:A:ILE:HG12	1:162:A:ASN:HB3	1	0.24
(1,981)	1:161:A:ILE:HG12	1:162:A:ASN:HB3	3	0.24
(1,981)	1:161:A:ILE:HG12	1:162:A:ASN:HB3	18	0.24
(1,957)	1:158:A:LEU:HD11	1:154:A:GLU:HG3	11	0.24
(1,836)	1:76:A:LYS:HE3	1:76:A:LYS:HG3	5	0.24
(1,813)	1:68:A:ARG:HD3	1:68:A:ARG:HG2	19	0.24
(1,809)	1:64:A:GLN:HG3	1:61:A:ASN:HA	12	0.24
(1,747)	1:146:A:ILE:HG21	1:144:A:ASP:HA	13	0.24
(1,737)	1:63:A:LEU:HD21	1:121:A:ASN:HA	4	0.24
(1,720)	1:62:A:GLN:HA	1:165:A:PRO:HD3	14	0.24
(1,706)	1:142:A:PRO:HB3	1:142:A:PRO:HD2	12	0.24
(1,706)	1:142:A:PRO:HB3	1:142:A:PRO:HD2	16	0.24
(1,706)	1:142:A:PRO:HB3	1:142:A:PRO:HD2	17	0.24
(1,681)	1:71:A:LEU:HD11	1:75:A:TRP:HB3	15	0.24
(1,645)	1:105:A:MET:HB3	1:103:A:THR:HG21	1	0.24
(1,645)	1:105:A:MET:HB3	1:103:A:THR:HG21	3	0.24
(1,645)	1:105:A:MET:HB3	1:103:A:THR:HG21	9	0.24
(1,645)	1:105:A:MET:HB3	1:103:A:THR:HG21	13	0.24
(1,634)	1:70:A:VAL:HG11	1:73:A:THR:HB	9	0.24
(1,560)	1:67:A:LEU:HA	1:71:A:LEU:HD21	9	0.24
(1,555)	1:111:A:LYS:HA	1:71:A:LEU:HD11	1	0.24
(1,555)	1:111:A:LYS:HA	1:71:A:LEU:HD11	11	0.24
(1,555)	1:111:A:LYS:HA	1:71:A:LEU:HD11	15	0.24
(1,554)	1:75:A:TRP:HA	1:71:A:LEU:HD21	19	0.24
(1,533)	1:153:A:LEU:HA	1:156:A:LEU:HD21	3	0.24
(1,533)	1:153:A:LEU:HA	1:156:A:LEU:HD21	10	0.24
(1,533)	1:153:A:LEU:HA	1:156:A:LEU:HD21	20	0.24

Continued on next page...

Continued from previous page...

Key	Atom-1	Atom-2	Model ID	Violation (Å)
(1,481)	1:144:A:ASP:HA	1:148:A:LEU:HD21	1	0.24
(1,481)	1:144:A:ASP:HA	1:148:A:LEU:HD21	5	0.24
(1,481)	1:144:A:ASP:HA	1:148:A:LEU:HD21	8	0.24
(1,481)	1:144:A:ASP:HA	1:148:A:LEU:HD21	9	0.24
(1,481)	1:144:A:ASP:HA	1:148:A:LEU:HD21	16	0.24
(1,468)	1:151:A:GLU:HA	1:150:A:ALA:HB1	19	0.24
(1,457)	1:129:A:PHE:HE2	1:129:A:PHE:HA	1	0.24
(1,457)	1:129:A:PHE:HE2	1:129:A:PHE:HA	3	0.24
(1,457)	1:129:A:PHE:HE2	1:129:A:PHE:HA	5	0.24
(1,457)	1:129:A:PHE:HE2	1:129:A:PHE:HA	8	0.24
(1,457)	1:129:A:PHE:HE2	1:129:A:PHE:HA	14	0.24
(1,457)	1:129:A:PHE:HE2	1:129:A:PHE:HA	15	0.24
(1,439)	1:98:A:TYR:HE1	1:104:A:PRO:HA	18	0.24
(1,439)	1:98:A:TYR:HE1	1:104:A:PRO:HA	19	0.24
(1,438)	1:97:A:TYR:HE1	1:104:A:PRO:HG2	1	0.24
(1,438)	1:97:A:TYR:HE1	1:104:A:PRO:HG2	3	0.24
(1,438)	1:97:A:TYR:HE1	1:104:A:PRO:HG2	8	0.24
(1,438)	1:97:A:TYR:HE1	1:104:A:PRO:HG2	10	0.24
(1,438)	1:97:A:TYR:HE1	1:104:A:PRO:HG2	19	0.24
(1,434)	1:100:A:ILE:HB	1:101:A:ILE:HD11	8	0.24
(1,434)	1:100:A:ILE:HB	1:101:A:ILE:HD11	16	0.24
(1,430)	1:74:A:LEU:HD21	1:157:A:PHE:HB3	5	0.24
(1,430)	1:74:A:LEU:HD21	1:157:A:PHE:HB3	8	0.24
(1,430)	1:74:A:LEU:HD21	1:157:A:PHE:HB3	11	0.24
(1,430)	1:74:A:LEU:HD21	1:157:A:PHE:HB3	16	0.24
(1,430)	1:74:A:LEU:HD21	1:157:A:PHE:HB3	19	0.24
(1,389)	1:126:A:ILE:HG12	1:161:A:ILE:HD11	2	0.24
(1,372)	1:125:A:CYS:HB3	1:114:A:LEU:HD21	10	0.24
(1,372)	1:125:A:CYS:HB3	1:114:A:LEU:HD21	12	0.24
(1,372)	1:125:A:CYS:HB3	1:114:A:LEU:HD21	17	0.24
(1,372)	1:125:A:CYS:HB3	1:114:A:LEU:HD21	19	0.24
(1,372)	1:125:A:CYS:HB3	1:114:A:LEU:HD21	20	0.24
(1,259)	1:135:A:ASN:HA	1:101:A:ILE:HD11	3	0.24
(1,256)	1:128:A:ASP:HA	1:131:A:THR:HG21	12	0.24
(1,222)	1:61:A:ASN:HA	1:61:A:ASN:HB2	16	0.24
(1,222)	1:61:A:ASN:HA	1:61:A:ASN:HB2	17	0.24
(1,86)	1:65:A:TYR:HE1	1:165:A:PRO:HD3	7	0.24
(1,52)	1:154:A:GLU:HB3	1:133:A:PHE:HD2	12	0.24
(1,2597)	1:85:A:GLN:H	1:85:A:GLN:HB3	14	0.23
(1,2597)	1:85:A:GLN:H	1:85:A:GLN:HB3	15	0.23
(1,2581)	1:121:A:ASN:HD22	1:124:A:GLU:HG3	17	0.23
(1,2381)	1:159:A:GLN:H	1:159:A:GLN:HB3	8	0.23

Continued on next page...

Continued from previous page...

Key	Atom-1	Atom-2	Model ID	Violation (Å)
(1,2274)	1:135:A:ASN:H	1:131:A:THR:HG21	19	0.23
(1,2113)	1:154:A:GLU:H	1:153:A:LEU:HB3	6	0.23
(1,2113)	1:154:A:GLU:H	1:153:A:LEU:HB3	7	0.23
(1,2034)	1:85:A:GLN:HE22	1:82:A:PRO:HA	6	0.23
(1,2022)	1:73:A:THR:H	1:72:A:LYS:HB2	3	0.23
(1,1949)	1:127:A:GLN:H	1:126:A:ILE:HD11	3	0.23
(1,1949)	1:127:A:GLN:H	1:126:A:ILE:HD11	9	0.23
(1,1949)	1:127:A:GLN:H	1:126:A:ILE:HD11	17	0.23
(1,1949)	1:127:A:GLN:H	1:126:A:ILE:HD11	19	0.23
(1,1949)	1:127:A:GLN:H	1:126:A:ILE:HD11	20	0.23
(1,1728)	1:66:A:LEU:HB2	1:122:A:ALA:HB1	4	0.23
(1,1728)	1:66:A:LEU:HB2	1:122:A:ALA:HB1	5	0.23
(1,1705)	1:105:A:MET:HB3	1:110:A:ILE:HD11	18	0.23
(1,1699)	1:129:A:PHE:HZ	1:110:A:ILE:HD11	3	0.23
(1,1699)	1:129:A:PHE:HZ	1:110:A:ILE:HD11	14	0.23
(1,1699)	1:129:A:PHE:HZ	1:110:A:ILE:HD11	15	0.23
(1,1672)	1:105:A:MET:HE1	1:110:A:ILE:HD11	1	0.23
(1,1672)	1:105:A:MET:HE1	1:110:A:ILE:HD11	13	0.23
(1,1670)	1:128:A:ASP:HB2	1:105:A:MET:HE1	1	0.23
(1,1670)	1:128:A:ASP:HB2	1:105:A:MET:HE1	8	0.23
(1,1669)	1:105:A:MET:HE1	1:105:A:MET:HG3	5	0.23
(1,1669)	1:105:A:MET:HE1	1:105:A:MET:HG3	6	0.23
(1,1669)	1:105:A:MET:HE1	1:105:A:MET:HG3	10	0.23
(1,1653)	1:139:A:TYR:HD1	1:101:A:ILE:HG21	1	0.23
(1,1653)	1:139:A:TYR:HD1	1:101:A:ILE:HG21	8	0.23
(1,1653)	1:139:A:TYR:HD1	1:101:A:ILE:HG21	10	0.23
(1,1653)	1:139:A:TYR:HD1	1:101:A:ILE:HG21	11	0.23
(1,1636)	1:102:A:LYS:HG2	1:138:A:ILE:HG21	8	0.23
(1,1602)	1:80:A:ALA:HB1	1:77:A:HIS:HB2	14	0.23
(1,1531)	1:63:A:LEU:HD11	1:122:A:ALA:HA	9	0.23
(1,1518)	1:125:A:CYS:HB2	1:122:A:ALA:HA	5	0.23
(1,1518)	1:125:A:CYS:HB2	1:122:A:ALA:HA	7	0.23
(1,1518)	1:125:A:CYS:HB2	1:122:A:ALA:HA	11	0.23
(1,1518)	1:125:A:CYS:HB2	1:122:A:ALA:HA	14	0.23
(1,1518)	1:125:A:CYS:HB2	1:122:A:ALA:HA	16	0.23
(1,1506)	1:137:A:TYR:HD1	1:147:A:VAL:HG11	10	0.23
(1,1506)	1:137:A:TYR:HD1	1:147:A:VAL:HG11	18	0.23
(1,1506)	1:137:A:TYR:HD1	1:147:A:VAL:HG11	19	0.23
(1,1435)	1:86:A:PRO:HD3	1:85:A:GLN:HB2	20	0.23
(1,1383)	1:86:A:PRO:HD3	1:85:A:GLN:HG3	5	0.23
(1,1342)	1:53:A:PRO:HD3	1:54:A:ASN:HB3	16	0.23
(1,1229)	1:92:A:LEU:HD11	1:87:A:VAL:HA	3	0.23

Continued on next page...

Continued from previous page...

Key	Atom-1	Atom-2	Model ID	Violation (Å)
(1,1229)	1:92:A:LEU:HD11	1:87:A:VAL:HA	4	0.23
(1,1229)	1:92:A:LEU:HD11	1:87:A:VAL:HA	13	0.23
(1,1188)	1:115:A:GLU:HG3	1:115:A:GLU:HA	20	0.23
(1,1182)	1:79:A:PHE:HD2	1:149:A:MET:HE1	2	0.23
(1,1182)	1:79:A:PHE:HD2	1:149:A:MET:HE1	8	0.23
(1,1182)	1:79:A:PHE:HD2	1:149:A:MET:HE1	11	0.23
(1,1182)	1:79:A:PHE:HD2	1:149:A:MET:HE1	14	0.23
(1,1179)	1:146:A:ILE:HA	1:149:A:MET:HE1	1	0.23
(1,1140)	1:83:A:PHE:HD1	1:146:A:ILE:HD11	5	0.23
(1,1140)	1:83:A:PHE:HD1	1:146:A:ILE:HD11	8	0.23
(1,1140)	1:83:A:PHE:HD1	1:146:A:ILE:HD11	11	0.23
(1,1139)	1:81:A:TRP:HH2	1:146:A:ILE:HD11	3	0.23
(1,1139)	1:81:A:TRP:HH2	1:146:A:ILE:HD11	17	0.23
(1,1139)	1:81:A:TRP:HH2	1:146:A:ILE:HD11	18	0.23
(1,1139)	1:81:A:TRP:HH2	1:146:A:ILE:HD11	19	0.23
(1,1121)	1:83:A:PHE:HE1	1:146:A:ILE:HA	5	0.23
(1,1121)	1:83:A:PHE:HE1	1:146:A:ILE:HA	7	0.23
(1,1088)	1:86:A:PRO:HA	1:87:A:VAL:HG11	10	0.23
(1,1088)	1:86:A:PRO:HA	1:87:A:VAL:HG11	17	0.23
(1,1074)	1:90:A:VAL:HA	1:90:A:VAL:HB	15	0.23
(1,1073)	1:90:A:VAL:HG21	1:90:A:VAL:HA	4	0.23
(1,1073)	1:90:A:VAL:HG21	1:90:A:VAL:HA	10	0.23
(1,1073)	1:90:A:VAL:HG21	1:90:A:VAL:HA	11	0.23
(1,1073)	1:90:A:VAL:HG21	1:90:A:VAL:HA	16	0.23
(1,1070)	1:112:A:LYS:HD3	1:109:A:THR:HA	19	0.23
(1,1051)	1:59:A:GLN:HA	1:60:A:THR:HA	5	0.23
(1,1051)	1:59:A:GLN:HA	1:60:A:THR:HA	12	0.23
(1,1051)	1:59:A:GLN:HA	1:60:A:THR:HA	18	0.23
(1,1025)	1:160:A:LYS:HE3	1:69:A:VAL:HG21	2	0.23
(1,1010)	1:65:A:TYR:HE2	1:69:A:VAL:HB	13	0.23
(1,1010)	1:65:A:TYR:HE2	1:69:A:VAL:HB	18	0.23
(1,1010)	1:65:A:TYR:HE2	1:69:A:VAL:HB	20	0.23
(1,1005)	1:160:A:LYS:HE3	1:160:A:LYS:HA	2	0.23
(1,1005)	1:160:A:LYS:HE3	1:160:A:LYS:HA	11	0.23
(1,1005)	1:160:A:LYS:HE3	1:160:A:LYS:HA	12	0.23
(1,1005)	1:160:A:LYS:HE3	1:160:A:LYS:HA	13	0.23
(1,1005)	1:160:A:LYS:HE3	1:160:A:LYS:HA	14	0.23
(1,993)	1:168:A:GLU:HB3	1:168:A:GLU:HG3	19	0.23
(1,981)	1:161:A:ILE:HG12	1:162:A:ASN:HB3	4	0.23
(1,981)	1:161:A:ILE:HG12	1:162:A:ASN:HB3	5	0.23
(1,981)	1:161:A:ILE:HG12	1:162:A:ASN:HB3	14	0.23
(1,950)	1:157:A:PHE:HA	1:154:A:GLU:HA	3	0.23

Continued on next page...

Continued from previous page...

Key	Atom-1	Atom-2	Model ID	Violation (Å)
(1,950)	1:157:A:PHE:HA	1:154:A:GLU:HA	9	0.23
(1,950)	1:157:A:PHE:HA	1:154:A:GLU:HA	19	0.23
(1,924)	1:142:A:PRO:HD2	1:141:A:LYS:HG3	10	0.23
(1,879)	1:116:A:ASN:HB3	1:113:A:ARG:HA	7	0.23
(1,813)	1:68:A:ARG:HD3	1:68:A:ARG:HG2	1	0.23
(1,809)	1:64:A:GLN:HG3	1:61:A:ASN:HA	18	0.23
(1,802)	1:64:A:GLN:HB3	1:61:A:ASN:HA	16	0.23
(1,747)	1:146:A:ILE:HG21	1:144:A:ASP:HA	6	0.23
(1,747)	1:146:A:ILE:HG21	1:144:A:ASP:HA	7	0.23
(1,720)	1:62:A:GLN:HA	1:165:A:PRO:HD3	2	0.23
(1,720)	1:62:A:GLN:HA	1:165:A:PRO:HD3	9	0.23
(1,720)	1:62:A:GLN:HA	1:165:A:PRO:HD3	13	0.23
(1,646)	1:102:A:LYS:HB3	1:103:A:THR:HG21	2	0.23
(1,646)	1:102:A:LYS:HB3	1:103:A:THR:HG21	15	0.23
(1,645)	1:105:A:MET:HB3	1:103:A:THR:HG21	7	0.23
(1,645)	1:105:A:MET:HB3	1:103:A:THR:HG21	18	0.23
(1,634)	1:70:A:VAL:HG11	1:73:A:THR:HB	4	0.23
(1,560)	1:67:A:LEU:HA	1:71:A:LEU:HD21	2	0.23
(1,560)	1:67:A:LEU:HA	1:71:A:LEU:HD21	7	0.23
(1,555)	1:111:A:LYS:HA	1:71:A:LEU:HD11	10	0.23
(1,555)	1:111:A:LYS:HA	1:71:A:LEU:HD11	14	0.23
(1,554)	1:75:A:TRP:HA	1:71:A:LEU:HD21	9	0.23
(1,533)	1:153:A:LEU:HA	1:156:A:LEU:HD21	1	0.23
(1,533)	1:153:A:LEU:HA	1:156:A:LEU:HD21	2	0.23
(1,533)	1:153:A:LEU:HA	1:156:A:LEU:HD21	4	0.23
(1,533)	1:153:A:LEU:HA	1:156:A:LEU:HD21	17	0.23
(1,481)	1:144:A:ASP:HA	1:148:A:LEU:HD21	3	0.23
(1,481)	1:144:A:ASP:HA	1:148:A:LEU:HD21	4	0.23
(1,481)	1:144:A:ASP:HA	1:148:A:LEU:HD21	6	0.23
(1,481)	1:144:A:ASP:HA	1:148:A:LEU:HD21	11	0.23
(1,481)	1:144:A:ASP:HA	1:148:A:LEU:HD21	15	0.23
(1,472)	1:161:A:ILE:HG21	1:161:A:ILE:HB	8	0.23
(1,472)	1:161:A:ILE:HG21	1:161:A:ILE:HB	16	0.23
(1,457)	1:129:A:PHE:HE2	1:129:A:PHE:HA	7	0.23
(1,457)	1:129:A:PHE:HE2	1:129:A:PHE:HA	18	0.23
(1,457)	1:129:A:PHE:HE2	1:129:A:PHE:HA	20	0.23
(1,438)	1:97:A:TYR:HE1	1:104:A:PRO:HG2	5	0.23
(1,438)	1:97:A:TYR:HE1	1:104:A:PRO:HG2	7	0.23
(1,438)	1:97:A:TYR:HE1	1:104:A:PRO:HG2	9	0.23
(1,438)	1:97:A:TYR:HE1	1:104:A:PRO:HG2	11	0.23
(1,438)	1:97:A:TYR:HE1	1:104:A:PRO:HG2	17	0.23
(1,434)	1:100:A:ILE:HB	1:101:A:ILE:HD11	7	0.23

Continued on next page...

Continued from previous page...

Key	Atom-1	Atom-2	Model ID	Violation (Å)
(1,434)	1:100:A:ILE:HB	1:101:A:ILE:HD11	10	0.23
(1,434)	1:100:A:ILE:HB	1:101:A:ILE:HD11	11	0.23
(1,434)	1:100:A:ILE:HB	1:101:A:ILE:HD11	20	0.23
(1,430)	1:74:A:LEU:HD21	1:157:A:PHE:HB3	12	0.23
(1,430)	1:74:A:LEU:HD21	1:157:A:PHE:HB3	14	0.23
(1,389)	1:126:A:ILE:HG12	1:161:A:ILE:HD11	9	0.23
(1,389)	1:126:A:ILE:HG12	1:161:A:ILE:HD11	15	0.23
(1,381)	1:148:A:LEU:HB3	1:148:A:LEU:HD11	14	0.23
(1,372)	1:125:A:CYS:HB3	1:114:A:LEU:HD21	7	0.23
(1,372)	1:125:A:CYS:HB3	1:114:A:LEU:HD21	11	0.23
(1,360)	1:138:A:ILE:HB	1:138:A:ILE:HG12	2	0.23
(1,360)	1:138:A:ILE:HB	1:138:A:ILE:HG12	3	0.23
(1,360)	1:138:A:ILE:HB	1:138:A:ILE:HG12	9	0.23
(1,360)	1:138:A:ILE:HB	1:138:A:ILE:HG12	11	0.23
(1,360)	1:138:A:ILE:HB	1:138:A:ILE:HG12	15	0.23
(1,360)	1:138:A:ILE:HB	1:138:A:ILE:HG12	17	0.23
(1,256)	1:128:A:ASP:HA	1:131:A:THR:HG21	5	0.23
(1,248)	1:155:A:LYS:HA	1:155:A:LYS:HG3	16	0.23
(1,222)	1:61:A:ASN:HA	1:61:A:ASN:HB2	4	0.23
(1,162)	2:201:A:MQO:HA1	1:81:A:TRP:HH2	19	0.23
(1,86)	1:65:A:TYR:HE1	1:165:A:PRO:HD3	11	0.23
(1,52)	1:154:A:GLU:HB3	1:133:A:PHE:HD2	16	0.23
(2,127)	1:113:A:ARG:NH1	1:128:A:ASP:OD2	3	0.22
(1,2400)	1:99:A:LYS:H	1:99:A:LYS:HB3	6	0.22
(1,2398)	1:99:A:LYS:H	1:99:A:LYS:HG3	19	0.22
(1,2274)	1:135:A:ASN:H	1:131:A:THR:HG21	7	0.22
(1,2274)	1:135:A:ASN:H	1:131:A:THR:HG21	8	0.22
(1,2274)	1:135:A:ASN:H	1:131:A:THR:HG21	11	0.22
(1,2274)	1:135:A:ASN:H	1:131:A:THR:HG21	13	0.22
(1,2274)	1:135:A:ASN:H	1:131:A:THR:HG21	16	0.22
(1,2113)	1:154:A:GLU:H	1:153:A:LEU:HB3	8	0.22
(1,2022)	1:73:A:THR:H	1:72:A:LYS:HB2	1	0.22
(1,2022)	1:73:A:THR:H	1:72:A:LYS:HB2	12	0.22
(1,1949)	1:127:A:GLN:H	1:126:A:ILE:HD11	7	0.22
(1,1949)	1:127:A:GLN:H	1:126:A:ILE:HD11	11	0.22
(1,1836)	1:164:A:LEU:H	1:164:A:LEU:HD11	9	0.22
(1,1774)	1:132:A:MET:H	1:132:A:MET:HB3	11	0.22
(1,1728)	1:66:A:LEU:HB2	1:122:A:ALA:HB1	3	0.22
(1,1728)	1:66:A:LEU:HB2	1:122:A:ALA:HB1	8	0.22
(1,1728)	1:66:A:LEU:HB2	1:122:A:ALA:HB1	9	0.22
(1,1728)	1:66:A:LEU:HB2	1:122:A:ALA:HB1	10	0.22
(1,1728)	1:66:A:LEU:HB2	1:122:A:ALA:HB1	15	0.22

Continued on next page...

Continued from previous page...

Key	Atom-1	Atom-2	Model ID	Violation (Å)
(1,1728)	1:66:A:LEU:HB2	1:122:A:ALA:HB1	17	0.22
(1,1728)	1:66:A:LEU:HB2	1:122:A:ALA:HB1	19	0.22
(1,1705)	1:105:A:MET:HB3	1:110:A:ILE:HD11	16	0.22
(1,1705)	1:105:A:MET:HB3	1:110:A:ILE:HD11	20	0.22
(1,1699)	1:129:A:PHE:HZ	1:110:A:ILE:HD11	2	0.22
(1,1699)	1:129:A:PHE:HZ	1:110:A:ILE:HD11	6	0.22
(1,1699)	1:129:A:PHE:HZ	1:110:A:ILE:HD11	17	0.22
(1,1669)	1:105:A:MET:HE1	1:105:A:MET:HG3	15	0.22
(1,1658)	1:132:A:MET:HE1	1:83:A:PHE:HB3	16	0.22
(1,1637)	1:101:A:ILE:HG21	1:138:A:ILE:HG21	9	0.22
(1,1621)	1:81:A:TRP:HZ2	1:146:A:ILE:HB	8	0.22
(1,1602)	1:80:A:ALA:HB1	1:77:A:HIS:HB2	6	0.22
(1,1602)	1:80:A:ALA:HB1	1:77:A:HIS:HB2	15	0.22
(1,1602)	1:80:A:ALA:HB1	1:77:A:HIS:HB2	17	0.22
(1,1591)	1:105:A:MET:HA	1:109:A:THR:HG21	6	0.22
(1,1591)	1:105:A:MET:HA	1:109:A:THR:HG21	18	0.22
(1,1591)	1:105:A:MET:HA	1:109:A:THR:HG21	20	0.22
(1,1531)	1:63:A:LEU:HD11	1:122:A:ALA:HA	8	0.22
(1,1518)	1:125:A:CYS:HB2	1:122:A:ALA:HA	2	0.22
(1,1518)	1:125:A:CYS:HB2	1:122:A:ALA:HA	10	0.22
(1,1518)	1:125:A:CYS:HB2	1:122:A:ALA:HA	12	0.22
(1,1518)	1:125:A:CYS:HB2	1:122:A:ALA:HA	18	0.22
(1,1506)	1:137:A:TYR:HD1	1:147:A:VAL:HG11	2	0.22
(1,1506)	1:137:A:TYR:HD1	1:147:A:VAL:HG11	6	0.22
(1,1506)	1:137:A:TYR:HD1	1:147:A:VAL:HG11	8	0.22
(1,1381)	1:85:A:GLN:HA	1:85:A:GLN:HG2	6	0.22
(1,1381)	1:85:A:GLN:HA	1:85:A:GLN:HG2	20	0.22
(1,1368)	1:133:A:PHE:HA	1:154:A:GLU:HG2	5	0.22
(1,1368)	1:133:A:PHE:HA	1:154:A:GLU:HG2	7	0.22
(1,1368)	1:133:A:PHE:HA	1:154:A:GLU:HG2	15	0.22
(1,1368)	1:133:A:PHE:HA	1:154:A:GLU:HG2	16	0.22
(1,1368)	1:133:A:PHE:HA	1:154:A:GLU:HG2	18	0.22
(1,1234)	1:94:A:LEU:HD11	1:92:A:LEU:HD11	11	0.22
(1,1184)	1:149:A:MET:HG3	1:149:A:MET:HE1	10	0.22
(1,1182)	1:79:A:PHE:HD2	1:149:A:MET:HE1	9	0.22
(1,1182)	1:79:A:PHE:HD2	1:149:A:MET:HE1	13	0.22
(1,1139)	1:81:A:TRP:HH2	1:146:A:ILE:HD11	16	0.22
(1,1121)	1:83:A:PHE:HE1	1:146:A:ILE:HA	6	0.22
(1,1121)	1:83:A:PHE:HE1	1:146:A:ILE:HA	12	0.22
(1,1113)	1:129:A:PHE:HD1	1:125:A:CYS:HA	13	0.22
(1,1088)	1:86:A:PRO:HA	1:87:A:VAL:HG11	4	0.22
(1,1088)	1:86:A:PRO:HA	1:87:A:VAL:HG11	6	0.22

Continued on next page...

Continued from previous page...

Key	Atom-1	Atom-2	Model ID	Violation (Å)
(1,1088)	1:86:A:PRO:HA	1:87:A:VAL:HG11	7	0.22
(1,1088)	1:86:A:PRO:HA	1:87:A:VAL:HG11	13	0.22
(1,1073)	1:90:A:VAL:HG21	1:90:A:VAL:HA	1	0.22
(1,1073)	1:90:A:VAL:HG21	1:90:A:VAL:HA	3	0.22
(1,1073)	1:90:A:VAL:HG21	1:90:A:VAL:HA	5	0.22
(1,1073)	1:90:A:VAL:HG21	1:90:A:VAL:HA	7	0.22
(1,1073)	1:90:A:VAL:HG21	1:90:A:VAL:HA	9	0.22
(1,1073)	1:90:A:VAL:HG21	1:90:A:VAL:HA	17	0.22
(1,1073)	1:90:A:VAL:HG21	1:90:A:VAL:HA	18	0.22
(1,1073)	1:90:A:VAL:HG21	1:90:A:VAL:HA	19	0.22
(1,1070)	1:112:A:LYS:HD3	1:109:A:THR:HA	6	0.22
(1,1051)	1:59:A:GLN:HA	1:60:A:THR:HA	16	0.22
(1,1051)	1:59:A:GLN:HA	1:60:A:THR:HA	17	0.22
(1,1036)	1:128:A:ASP:HB2	1:110:A:ILE:HG21	17	0.22
(1,1025)	1:160:A:LYS:HE3	1:69:A:VAL:HG21	6	0.22
(1,1022)	1:160:A:LYS:HB2	1:69:A:VAL:HG21	8	0.22
(1,1022)	1:160:A:LYS:HB2	1:69:A:VAL:HG21	12	0.22
(1,1022)	1:160:A:LYS:HB2	1:69:A:VAL:HG21	14	0.22
(1,1010)	1:65:A:TYR:HE2	1:69:A:VAL:HB	7	0.22
(1,1005)	1:160:A:LYS:HE3	1:160:A:LYS:HA	1	0.22
(1,1005)	1:160:A:LYS:HE3	1:160:A:LYS:HA	9	0.22
(1,1005)	1:160:A:LYS:HE3	1:160:A:LYS:HA	15	0.22
(1,1005)	1:160:A:LYS:HE3	1:160:A:LYS:HA	16	0.22
(1,1005)	1:160:A:LYS:HE3	1:160:A:LYS:HA	17	0.22
(1,1005)	1:160:A:LYS:HE3	1:160:A:LYS:HA	20	0.22
(1,993)	1:168:A:GLU:HB3	1:168:A:GLU:HG3	17	0.22
(1,981)	1:161:A:ILE:HG12	1:162:A:ASN:HB3	13	0.22
(1,950)	1:157:A:PHE:HA	1:154:A:GLU:HA	6	0.22
(1,950)	1:157:A:PHE:HA	1:154:A:GLU:HA	8	0.22
(1,950)	1:157:A:PHE:HA	1:154:A:GLU:HA	16	0.22
(1,950)	1:157:A:PHE:HA	1:154:A:GLU:HA	17	0.22
(1,926)	1:141:A:LYS:HA	1:141:A:LYS:HG3	12	0.22
(1,879)	1:116:A:ASN:HB3	1:113:A:ARG:HA	15	0.22
(1,852)	1:99:A:LYS:HA	1:99:A:LYS:HE3	1	0.22
(1,852)	1:99:A:LYS:HA	1:99:A:LYS:HE3	4	0.22
(1,836)	1:76:A:LYS:HE3	1:76:A:LYS:HG3	6	0.22
(1,823)	1:76:A:LYS:HE3	1:76:A:LYS:HB2	8	0.22
(1,809)	1:64:A:GLN:HG3	1:61:A:ASN:HA	1	0.22
(1,754)	1:84:A:GLN:HA	1:107:A:MET:HB3	18	0.22
(1,737)	1:63:A:LEU:HD21	1:121:A:ASN:HA	5	0.22
(1,737)	1:63:A:LEU:HD21	1:121:A:ASN:HA	12	0.22
(1,720)	1:62:A:GLN:HA	1:165:A:PRO:HD3	3	0.22

Continued on next page...

Continued from previous page...

Key	Atom-1	Atom-2	Model ID	Violation (Å)
(1,720)	1:62:A:GLN:HA	1:165:A:PRO:HD3	7	0.22
(1,687)	1:88:A:ASP:HB2	1:91:A:LYS:HB2	9	0.22
(1,687)	1:88:A:ASP:HB2	1:91:A:LYS:HB2	13	0.22
(1,646)	1:102:A:LYS:HB3	1:103:A:THR:HG21	5	0.22
(1,646)	1:102:A:LYS:HB3	1:103:A:THR:HG21	9	0.22
(1,645)	1:105:A:MET:HB3	1:103:A:THR:HG21	8	0.22
(1,645)	1:105:A:MET:HB3	1:103:A:THR:HG21	19	0.22
(1,645)	1:105:A:MET:HB3	1:103:A:THR:HG21	20	0.22
(1,634)	1:70:A:VAL:HG11	1:73:A:THR:HB	11	0.22
(1,634)	1:70:A:VAL:HG11	1:73:A:THR:HB	15	0.22
(1,634)	1:70:A:VAL:HG11	1:73:A:THR:HB	16	0.22
(1,560)	1:67:A:LEU:HA	1:71:A:LEU:HD21	13	0.22
(1,560)	1:67:A:LEU:HA	1:71:A:LEU:HD21	16	0.22
(1,556)	1:111:A:LYS:HA	1:71:A:LEU:HD21	15	0.22
(1,555)	1:111:A:LYS:HA	1:71:A:LEU:HD11	4	0.22
(1,555)	1:111:A:LYS:HA	1:71:A:LEU:HD11	12	0.22
(1,555)	1:111:A:LYS:HA	1:71:A:LEU:HD11	16	0.22
(1,555)	1:111:A:LYS:HA	1:71:A:LEU:HD11	20	0.22
(1,554)	1:75:A:TRP:HA	1:71:A:LEU:HD21	12	0.22
(1,533)	1:153:A:LEU:HA	1:156:A:LEU:HD21	6	0.22
(1,533)	1:153:A:LEU:HA	1:156:A:LEU:HD21	8	0.22
(1,533)	1:153:A:LEU:HA	1:156:A:LEU:HD21	18	0.22
(1,472)	1:161:A:ILE:HG21	1:161:A:ILE:HB	1	0.22
(1,472)	1:161:A:ILE:HG21	1:161:A:ILE:HB	2	0.22
(1,472)	1:161:A:ILE:HG21	1:161:A:ILE:HB	3	0.22
(1,472)	1:161:A:ILE:HG21	1:161:A:ILE:HB	4	0.22
(1,472)	1:161:A:ILE:HG21	1:161:A:ILE:HB	5	0.22
(1,472)	1:161:A:ILE:HG21	1:161:A:ILE:HB	6	0.22
(1,472)	1:161:A:ILE:HG21	1:161:A:ILE:HB	7	0.22
(1,472)	1:161:A:ILE:HG21	1:161:A:ILE:HB	9	0.22
(1,472)	1:161:A:ILE:HG21	1:161:A:ILE:HB	10	0.22
(1,472)	1:161:A:ILE:HG21	1:161:A:ILE:HB	11	0.22
(1,472)	1:161:A:ILE:HG21	1:161:A:ILE:HB	12	0.22
(1,472)	1:161:A:ILE:HG21	1:161:A:ILE:HB	13	0.22
(1,472)	1:161:A:ILE:HG21	1:161:A:ILE:HB	14	0.22
(1,472)	1:161:A:ILE:HG21	1:161:A:ILE:HB	15	0.22
(1,472)	1:161:A:ILE:HG21	1:161:A:ILE:HB	17	0.22
(1,472)	1:161:A:ILE:HG21	1:161:A:ILE:HB	18	0.22
(1,472)	1:161:A:ILE:HG21	1:161:A:ILE:HB	19	0.22
(1,472)	1:161:A:ILE:HG21	1:161:A:ILE:HB	20	0.22
(1,438)	1:97:A:TYR:HE1	1:104:A:PRO:HG2	13	0.22
(1,438)	1:97:A:TYR:HE1	1:104:A:PRO:HG2	15	0.22

Continued on next page...

Continued from previous page...

Key	Atom-1	Atom-2	Model ID	Violation (Å)
(1,438)	1:97:A:TYR:HE1	1:104:A:PRO:HG2	18	0.22
(1,438)	1:97:A:TYR:HE1	1:104:A:PRO:HG2	20	0.22
(1,434)	1:100:A:ILE:HB	1:101:A:ILE:HD11	1	0.22
(1,434)	1:100:A:ILE:HB	1:101:A:ILE:HD11	4	0.22
(1,434)	1:100:A:ILE:HB	1:101:A:ILE:HD11	5	0.22
(1,434)	1:100:A:ILE:HB	1:101:A:ILE:HD11	17	0.22
(1,434)	1:100:A:ILE:HB	1:101:A:ILE:HD11	18	0.22
(1,430)	1:74:A:LEU:HD21	1:157:A:PHE:HB3	1	0.22
(1,430)	1:74:A:LEU:HD21	1:157:A:PHE:HB3	7	0.22
(1,430)	1:74:A:LEU:HD21	1:157:A:PHE:HB3	13	0.22
(1,430)	1:74:A:LEU:HD21	1:157:A:PHE:HB3	17	0.22
(1,430)	1:74:A:LEU:HD21	1:157:A:PHE:HB3	18	0.22
(1,389)	1:126:A:ILE:HG12	1:161:A:ILE:HD11	4	0.22
(1,389)	1:126:A:ILE:HG12	1:161:A:ILE:HD11	8	0.22
(1,389)	1:126:A:ILE:HG12	1:161:A:ILE:HD11	10	0.22
(1,389)	1:126:A:ILE:HG12	1:161:A:ILE:HD11	13	0.22
(1,389)	1:126:A:ILE:HG12	1:161:A:ILE:HD11	18	0.22
(1,372)	1:125:A:CYS:HB3	1:114:A:LEU:HD21	3	0.22
(1,372)	1:125:A:CYS:HB3	1:114:A:LEU:HD21	6	0.22
(1,372)	1:125:A:CYS:HB3	1:114:A:LEU:HD21	13	0.22
(1,372)	1:125:A:CYS:HB3	1:114:A:LEU:HD21	14	0.22
(1,366)	1:59:A:GLN:HG3	1:59:A:GLN:HB3	3	0.22
(1,366)	1:59:A:GLN:HG3	1:59:A:GLN:HB3	9	0.22
(1,366)	1:59:A:GLN:HG3	1:59:A:GLN:HB3	14	0.22
(1,360)	1:138:A:ILE:HB	1:138:A:ILE:HG12	1	0.22
(1,360)	1:138:A:ILE:HB	1:138:A:ILE:HG12	4	0.22
(1,360)	1:138:A:ILE:HB	1:138:A:ILE:HG12	5	0.22
(1,360)	1:138:A:ILE:HB	1:138:A:ILE:HG12	6	0.22
(1,360)	1:138:A:ILE:HB	1:138:A:ILE:HG12	7	0.22
(1,360)	1:138:A:ILE:HB	1:138:A:ILE:HG12	8	0.22
(1,360)	1:138:A:ILE:HB	1:138:A:ILE:HG12	10	0.22
(1,360)	1:138:A:ILE:HB	1:138:A:ILE:HG12	12	0.22
(1,360)	1:138:A:ILE:HB	1:138:A:ILE:HG12	13	0.22
(1,360)	1:138:A:ILE:HB	1:138:A:ILE:HG12	14	0.22
(1,360)	1:138:A:ILE:HB	1:138:A:ILE:HG12	16	0.22
(1,360)	1:138:A:ILE:HB	1:138:A:ILE:HG12	18	0.22
(1,360)	1:138:A:ILE:HB	1:138:A:ILE:HG12	19	0.22
(1,360)	1:138:A:ILE:HB	1:138:A:ILE:HG12	20	0.22
(1,359)	1:88:A:ASP:HB2	1:91:A:LYS:HD3	5	0.22
(1,357)	1:167:A:GLU:HG3	1:167:A:GLU:HB2	17	0.22
(1,259)	1:135:A:ASN:HA	1:101:A:ILE:HD11	2	0.22
(1,259)	1:135:A:ASN:HA	1:101:A:ILE:HD11	15	0.22

Continued on next page...

Continued from previous page...

Key	Atom-1	Atom-2	Model ID	Violation (Å)
(1,254)	1:73:A:THR:HB	1:156:A:LEU:HD21	4	0.22
(1,222)	1:61:A:ASN:HA	1:61:A:ASN:HB2	7	0.22
(1,222)	1:61:A:ASN:HA	1:61:A:ASN:HB2	9	0.22
(1,222)	1:61:A:ASN:HA	1:61:A:ASN:HB2	10	0.22
(1,222)	1:61:A:ASN:HA	1:61:A:ASN:HB2	18	0.22
(1,222)	1:61:A:ASN:HA	1:61:A:ASN:HB2	19	0.22
(1,162)	2:201:A:MQO:HA1	1:81:A:TRP:HH2	11	0.22
(1,82)	1:65:A:TYR:HD1	1:69:A:VAL:HG21	3	0.22
(1,82)	1:65:A:TYR:HD1	1:69:A:VAL:HG21	6	0.22
(1,82)	1:65:A:TYR:HD1	1:69:A:VAL:HG21	10	0.22
(1,82)	1:65:A:TYR:HD1	1:69:A:VAL:HG21	16	0.22
(1,52)	1:154:A:GLU:HB3	1:133:A:PHE:HD2	13	0.22
(1,2597)	1:85:A:GLN:H	1:85:A:GLN:HB3	11	0.21
(1,2400)	1:99:A:LYS:H	1:99:A:LYS:HB3	3	0.21
(1,2274)	1:135:A:ASN:H	1:131:A:THR:HG21	4	0.21
(1,2274)	1:135:A:ASN:H	1:131:A:THR:HG21	10	0.21
(1,2274)	1:135:A:ASN:H	1:131:A:THR:HG21	12	0.21
(1,2245)	1:129:A:PHE:H	1:127:A:GLN:HB3	18	0.21
(1,2113)	1:154:A:GLU:H	1:153:A:LEU:HB3	20	0.21
(1,2023)	1:73:A:THR:H	1:72:A:LYS:HG3	15	0.21
(1,2022)	1:73:A:THR:H	1:72:A:LYS:HB2	8	0.21
(1,1953)	1:127:A:GLN:H	1:127:A:GLN:HG3	13	0.21
(1,1949)	1:127:A:GLN:H	1:126:A:ILE:HD11	14	0.21
(1,1949)	1:127:A:GLN:H	1:126:A:ILE:HD11	15	0.21
(1,1939)	1:125:A:CYS:H	1:124:A:GLU:HB3	8	0.21
(1,1836)	1:164:A:LEU:H	1:164:A:LEU:HD11	5	0.21
(1,1836)	1:164:A:LEU:H	1:164:A:LEU:HD11	16	0.21
(1,1818)	1:110:A:ILE:H	1:107:A:MET:HG2	7	0.21
(1,1728)	1:66:A:LEU:HB2	1:122:A:ALA:HB1	14	0.21
(1,1699)	1:129:A:PHE:HZ	1:110:A:ILE:HD11	5	0.21
(1,1693)	1:100:A:ILE:HD11	1:96:A:ASP:HB3	4	0.21
(1,1669)	1:105:A:MET:HE1	1:105:A:MET:HG3	3	0.21
(1,1669)	1:105:A:MET:HE1	1:105:A:MET:HG3	14	0.21
(1,1636)	1:102:A:LYS:HG2	1:138:A:ILE:HG21	17	0.21
(1,1621)	1:81:A:TRP:HZ2	1:146:A:ILE:HB	18	0.21
(1,1602)	1:80:A:ALA:HB1	1:77:A:HIS:HB2	16	0.21
(1,1591)	1:105:A:MET:HA	1:109:A:THR:HG21	2	0.21
(1,1591)	1:105:A:MET:HA	1:109:A:THR:HG21	15	0.21
(1,1588)	1:74:A:LEU:HG	1:73:A:THR:HG21	3	0.21
(1,1560)	1:160:A:LYS:HD3	1:156:A:LEU:HD21	6	0.21
(1,1560)	1:160:A:LYS:HD3	1:156:A:LEU:HD21	10	0.21
(1,1560)	1:160:A:LYS:HD3	1:156:A:LEU:HD21	13	0.21

Continued on next page...

Continued from previous page...

Key	Atom-1	Atom-2	Model ID	Violation (Å)
(1,1541)	1:63:A:LEU:HD11	1:114:A:LEU:HD21	8	0.21
(1,1541)	1:63:A:LEU:HD11	1:114:A:LEU:HD21	18	0.21
(1,1531)	1:63:A:LEU:HD11	1:122:A:ALA:HA	3	0.21
(1,1518)	1:125:A:CYS:HB2	1:122:A:ALA:HA	6	0.21
(1,1449)	1:83:A:PHE:HE2	1:146:A:ILE:HG13	17	0.21
(1,1368)	1:133:A:PHE:HA	1:154:A:GLU:HG2	1	0.21
(1,1368)	1:133:A:PHE:HA	1:154:A:GLU:HG2	6	0.21
(1,1368)	1:133:A:PHE:HA	1:154:A:GLU:HG2	10	0.21
(1,1368)	1:133:A:PHE:HA	1:154:A:GLU:HG2	11	0.21
(1,1308)	1:113:A:ARG:HB2	1:113:A:ARG:HD3	16	0.21
(1,1269)	1:94:A:LEU:HD21	1:94:A:LEU:HD11	8	0.21
(1,1234)	1:94:A:LEU:HD11	1:92:A:LEU:HD11	4	0.21
(1,1234)	1:94:A:LEU:HD11	1:92:A:LEU:HD11	9	0.21
(1,1234)	1:94:A:LEU:HD11	1:92:A:LEU:HD11	10	0.21
(1,1234)	1:94:A:LEU:HD11	1:92:A:LEU:HD11	13	0.21
(1,1229)	1:92:A:LEU:HD11	1:87:A:VAL:HA	11	0.21
(1,1229)	1:92:A:LEU:HD11	1:87:A:VAL:HA	16	0.21
(1,1229)	1:92:A:LEU:HD11	1:87:A:VAL:HA	20	0.21
(1,1194)	1:115:A:GLU:HB2	1:67:A:LEU:HD21	1	0.21
(1,1182)	1:79:A:PHE:HD2	1:149:A:MET:HE1	19	0.21
(1,1182)	1:79:A:PHE:HD2	1:149:A:MET:HE1	20	0.21
(1,1161)	1:98:A:TYR:HA	1:98:A:TYR:HB2	1	0.21
(1,1161)	1:98:A:TYR:HA	1:98:A:TYR:HB2	14	0.21
(1,1139)	1:81:A:TRP:HH2	1:146:A:ILE:HD11	12	0.21
(1,1138)	2:201:A:MCO:HAJ	1:146:A:ILE:HD11	10	0.21
(1,1138)	2:201:A:MCO:HAJ	1:146:A:ILE:HD11	16	0.21
(1,1127)	1:146:A:ILE:HA	1:146:A:ILE:HG21	19	0.21
(1,1121)	1:83:A:PHE:HE1	1:146:A:ILE:HA	2	0.21
(1,1121)	1:83:A:PHE:HE1	1:146:A:ILE:HA	4	0.21
(1,1121)	1:83:A:PHE:HE1	1:146:A:ILE:HA	9	0.21
(1,1121)	1:83:A:PHE:HE1	1:146:A:ILE:HA	10	0.21
(1,1121)	1:83:A:PHE:HE1	1:146:A:ILE:HA	15	0.21
(1,1121)	1:83:A:PHE:HE1	1:146:A:ILE:HA	16	0.21
(1,1121)	1:83:A:PHE:HE1	1:146:A:ILE:HA	17	0.21
(1,1121)	1:83:A:PHE:HE1	1:146:A:ILE:HA	18	0.21
(1,1113)	1:129:A:PHE:HD1	1:125:A:CYS:HA	2	0.21
(1,1113)	1:129:A:PHE:HD1	1:125:A:CYS:HA	3	0.21
(1,1113)	1:129:A:PHE:HD1	1:125:A:CYS:HA	5	0.21
(1,1113)	1:129:A:PHE:HD1	1:125:A:CYS:HA	6	0.21
(1,1113)	1:129:A:PHE:HD1	1:125:A:CYS:HA	10	0.21
(1,1113)	1:129:A:PHE:HD1	1:125:A:CYS:HA	12	0.21
(1,1113)	1:129:A:PHE:HD1	1:125:A:CYS:HA	14	0.21

Continued on next page...

Continued from previous page...

Key	Atom-1	Atom-2	Model ID	Violation (Å)
(1,1113)	1:129:A:PHE:HD1	1:125:A:CYS:HA	17	0.21
(1,1113)	1:129:A:PHE:HD1	1:125:A:CYS:HA	19	0.21
(1,1088)	1:86:A:PRO:HA	1:87:A:VAL:HG11	2	0.21
(1,1088)	1:86:A:PRO:HA	1:87:A:VAL:HG11	18	0.21
(1,1088)	1:86:A:PRO:HA	1:87:A:VAL:HG11	20	0.21
(1,1073)	1:90:A:VAL:HG21	1:90:A:VAL:HA	2	0.21
(1,1073)	1:90:A:VAL:HG21	1:90:A:VAL:HA	6	0.21
(1,1073)	1:90:A:VAL:HG21	1:90:A:VAL:HA	13	0.21
(1,1073)	1:90:A:VAL:HG21	1:90:A:VAL:HA	14	0.21
(1,1073)	1:90:A:VAL:HG21	1:90:A:VAL:HA	20	0.21
(1,1049)	1:63:A:LEU:HB3	1:60:A:THR:HA	15	0.21
(1,1036)	1:128:A:ASP:HB2	1:110:A:ILE:HG21	6	0.21
(1,1030)	1:152:A:ALA:HB1	1:152:A:ALA:HA	1	0.21
(1,1030)	1:152:A:ALA:HB1	1:152:A:ALA:HA	2	0.21
(1,1030)	1:152:A:ALA:HB1	1:152:A:ALA:HA	3	0.21
(1,1030)	1:152:A:ALA:HB1	1:152:A:ALA:HA	4	0.21
(1,1030)	1:152:A:ALA:HB1	1:152:A:ALA:HA	5	0.21
(1,1030)	1:152:A:ALA:HB1	1:152:A:ALA:HA	6	0.21
(1,1030)	1:152:A:ALA:HB1	1:152:A:ALA:HA	7	0.21
(1,1030)	1:152:A:ALA:HB1	1:152:A:ALA:HA	8	0.21
(1,1030)	1:152:A:ALA:HB1	1:152:A:ALA:HA	9	0.21
(1,1030)	1:152:A:ALA:HB1	1:152:A:ALA:HA	10	0.21
(1,1030)	1:152:A:ALA:HB1	1:152:A:ALA:HA	11	0.21
(1,1030)	1:152:A:ALA:HB1	1:152:A:ALA:HA	12	0.21
(1,1030)	1:152:A:ALA:HB1	1:152:A:ALA:HA	13	0.21
(1,1030)	1:152:A:ALA:HB1	1:152:A:ALA:HA	14	0.21
(1,1030)	1:152:A:ALA:HB1	1:152:A:ALA:HA	15	0.21
(1,1030)	1:152:A:ALA:HB1	1:152:A:ALA:HA	16	0.21
(1,1030)	1:152:A:ALA:HB1	1:152:A:ALA:HA	17	0.21
(1,1030)	1:152:A:ALA:HB1	1:152:A:ALA:HA	18	0.21
(1,1030)	1:152:A:ALA:HB1	1:152:A:ALA:HA	19	0.21
(1,1030)	1:152:A:ALA:HB1	1:152:A:ALA:HA	20	0.21
(1,1005)	1:160:A:LYS:HE3	1:160:A:LYS:HA	4	0.21
(1,1005)	1:160:A:LYS:HE3	1:160:A:LYS:HA	5	0.21
(1,1005)	1:160:A:LYS:HE3	1:160:A:LYS:HA	6	0.21
(1,1005)	1:160:A:LYS:HE3	1:160:A:LYS:HA	10	0.21
(1,1005)	1:160:A:LYS:HE3	1:160:A:LYS:HA	18	0.21
(1,993)	1:168:A:GLU:HB3	1:168:A:GLU:HG3	5	0.21
(1,993)	1:168:A:GLU:HB3	1:168:A:GLU:HG3	15	0.21
(1,993)	1:168:A:GLU:HB3	1:168:A:GLU:HG3	18	0.21
(1,981)	1:161:A:ILE:HG12	1:162:A:ASN:HB3	19	0.21
(1,950)	1:157:A:PHE:HA	1:154:A:GLU:HA	4	0.21

Continued on next page...

Continued from previous page...

Key	Atom-1	Atom-2	Model ID	Violation (Å)
(1,924)	1:142:A:PRO:HD2	1:141:A:LYS:HG3	7	0.21
(1,903)	1:124:A:GLU:HA	1:127:A:GLN:HG3	12	0.21
(1,903)	1:124:A:GLU:HA	1:127:A:GLN:HG3	13	0.21
(1,903)	1:124:A:GLU:HA	1:127:A:GLN:HG3	19	0.21
(1,900)	1:127:A:GLN:HG3	1:127:A:GLN:HA	4	0.21
(1,852)	1:99:A:LYS:HA	1:99:A:LYS:HE3	7	0.21
(1,852)	1:99:A:LYS:HA	1:99:A:LYS:HE3	12	0.21
(1,852)	1:99:A:LYS:HA	1:99:A:LYS:HE3	17	0.21
(1,852)	1:99:A:LYS:HA	1:99:A:LYS:HE3	20	0.21
(1,813)	1:68:A:ARG:HD3	1:68:A:ARG:HG2	3	0.21
(1,809)	1:64:A:GLN:HG3	1:61:A:ASN:HA	3	0.21
(1,809)	1:64:A:GLN:HG3	1:61:A:ASN:HA	9	0.21
(1,809)	1:64:A:GLN:HG3	1:61:A:ASN:HA	16	0.21
(1,802)	1:64:A:GLN:HB3	1:61:A:ASN:HA	11	0.21
(1,747)	1:146:A:ILE:HG21	1:144:A:ASP:HA	12	0.21
(1,747)	1:146:A:ILE:HG21	1:144:A:ASP:HA	15	0.21
(1,747)	1:146:A:ILE:HG21	1:144:A:ASP:HA	16	0.21
(1,747)	1:146:A:ILE:HG21	1:144:A:ASP:HA	18	0.21
(1,747)	1:146:A:ILE:HG21	1:144:A:ASP:HA	20	0.21
(1,736)	1:63:A:LEU:HD11	1:121:A:ASN:HA	19	0.21
(1,720)	1:62:A:GLN:HA	1:165:A:PRO:HD3	10	0.21
(1,720)	1:62:A:GLN:HA	1:165:A:PRO:HD3	12	0.21
(1,720)	1:62:A:GLN:HA	1:165:A:PRO:HD3	17	0.21
(1,720)	1:62:A:GLN:HA	1:165:A:PRO:HD3	18	0.21
(1,720)	1:62:A:GLN:HA	1:165:A:PRO:HD3	20	0.21
(1,677)	1:63:A:LEU:HD21	1:119:A:TYR:HA	6	0.21
(1,677)	1:63:A:LEU:HD21	1:119:A:TYR:HA	13	0.21
(1,677)	1:63:A:LEU:HD21	1:119:A:TYR:HA	15	0.21
(1,646)	1:102:A:LYS:HB3	1:103:A:THR:HG21	18	0.21
(1,645)	1:105:A:MET:HB3	1:103:A:THR:HG21	10	0.21
(1,634)	1:70:A:VAL:HG11	1:73:A:THR:HB	1	0.21
(1,634)	1:70:A:VAL:HG11	1:73:A:THR:HB	5	0.21
(1,634)	1:70:A:VAL:HG11	1:73:A:THR:HB	8	0.21
(1,634)	1:70:A:VAL:HG11	1:73:A:THR:HB	12	0.21
(1,634)	1:70:A:VAL:HG11	1:73:A:THR:HB	14	0.21
(1,634)	1:70:A:VAL:HG11	1:73:A:THR:HB	20	0.21
(1,627)	1:137:A:TYR:HB3	1:134:A:THR:HA	19	0.21
(1,560)	1:67:A:LEU:HA	1:71:A:LEU:HD21	17	0.21
(1,560)	1:67:A:LEU:HA	1:71:A:LEU:HD21	19	0.21
(1,556)	1:111:A:LYS:HA	1:71:A:LEU:HD21	1	0.21
(1,556)	1:111:A:LYS:HA	1:71:A:LEU:HD21	10	0.21
(1,556)	1:111:A:LYS:HA	1:71:A:LEU:HD21	20	0.21

Continued on next page...

Continued from previous page...

Key	Atom-1	Atom-2	Model ID	Violation (Å)
(1,555)	1:111:A:LYS:HA	1:71:A:LEU:HD11	9	0.21
(1,540)	1:75:A:TRP:HZ3	1:71:A:LEU:HD21	3	0.21
(1,533)	1:153:A:LEU:HA	1:156:A:LEU:HD21	7	0.21
(1,533)	1:153:A:LEU:HA	1:156:A:LEU:HD21	11	0.21
(1,533)	1:153:A:LEU:HA	1:156:A:LEU:HD21	12	0.21
(1,533)	1:153:A:LEU:HA	1:156:A:LEU:HD21	13	0.21
(1,533)	1:153:A:LEU:HA	1:156:A:LEU:HD21	14	0.21
(1,481)	1:144:A:ASP:HA	1:148:A:LEU:HD21	7	0.21
(1,481)	1:144:A:ASP:HA	1:148:A:LEU:HD21	17	0.21
(1,481)	1:144:A:ASP:HA	1:148:A:LEU:HD21	19	0.21
(1,438)	1:97:A:TYR:HE1	1:104:A:PRO:HG2	4	0.21
(1,438)	1:97:A:TYR:HE1	1:104:A:PRO:HG2	6	0.21
(1,438)	1:97:A:TYR:HE1	1:104:A:PRO:HG2	12	0.21
(1,438)	1:97:A:TYR:HE1	1:104:A:PRO:HG2	14	0.21
(1,434)	1:100:A:ILE:HB	1:101:A:ILE:HD11	6	0.21
(1,434)	1:100:A:ILE:HB	1:101:A:ILE:HD11	12	0.21
(1,434)	1:100:A:ILE:HB	1:101:A:ILE:HD11	13	0.21
(1,434)	1:100:A:ILE:HB	1:101:A:ILE:HD11	14	0.21
(1,430)	1:74:A:LEU:HD21	1:157:A:PHE:HB3	10	0.21
(1,430)	1:74:A:LEU:HD21	1:157:A:PHE:HB3	20	0.21
(1,389)	1:126:A:ILE:HG12	1:161:A:ILE:HD11	1	0.21
(1,389)	1:126:A:ILE:HG12	1:161:A:ILE:HD11	3	0.21
(1,389)	1:126:A:ILE:HG12	1:161:A:ILE:HD11	5	0.21
(1,389)	1:126:A:ILE:HG12	1:161:A:ILE:HD11	6	0.21
(1,389)	1:126:A:ILE:HG12	1:161:A:ILE:HD11	7	0.21
(1,389)	1:126:A:ILE:HG12	1:161:A:ILE:HD11	11	0.21
(1,389)	1:126:A:ILE:HG12	1:161:A:ILE:HD11	12	0.21
(1,389)	1:126:A:ILE:HG12	1:161:A:ILE:HD11	19	0.21
(1,372)	1:125:A:CYS:HB3	1:114:A:LEU:HD21	15	0.21
(1,366)	1:59:A:GLN:HG3	1:59:A:GLN:HB3	2	0.21
(1,366)	1:59:A:GLN:HG3	1:59:A:GLN:HB3	5	0.21
(1,366)	1:59:A:GLN:HG3	1:59:A:GLN:HB3	6	0.21
(1,366)	1:59:A:GLN:HG3	1:59:A:GLN:HB3	7	0.21
(1,366)	1:59:A:GLN:HG3	1:59:A:GLN:HB3	12	0.21
(1,366)	1:59:A:GLN:HG3	1:59:A:GLN:HB3	17	0.21
(1,366)	1:59:A:GLN:HG3	1:59:A:GLN:HB3	18	0.21
(1,359)	1:88:A:ASP:HB2	1:91:A:LYS:HD3	1	0.21
(1,357)	1:167:A:GLU:HG3	1:167:A:GLU:HB2	12	0.21
(1,295)	1:71:A:LEU:HD11	1:71:A:LEU:HA	3	0.21
(1,259)	1:135:A:ASN:HA	1:101:A:ILE:HD11	9	0.21
(1,256)	1:128:A:ASP:HA	1:131:A:THR:HG21	11	0.21
(1,256)	1:128:A:ASP:HA	1:131:A:THR:HG21	16	0.21

Continued on next page...

Continued from previous page...

Key	Atom-1	Atom-2	Model ID	Violation (Å)
(1,256)	1:128:A:ASP:HA	1:131:A:THR:HG21	19	0.21
(1,247)	1:155:A:LYS:HA	1:155:A:LYS:HG2	5	0.21
(1,222)	1:61:A:ASN:HA	1:61:A:ASN:HB2	8	0.21
(1,222)	1:61:A:ASN:HA	1:61:A:ASN:HB2	14	0.21
(1,222)	1:61:A:ASN:HA	1:61:A:ASN:HB2	20	0.21
(1,162)	2:201:A:MQO:HA1	1:81:A:TRP:HH2	16	0.21
(1,82)	1:65:A:TYR:HD1	1:69:A:VAL:HG21	1	0.21
(1,82)	1:65:A:TYR:HD1	1:69:A:VAL:HG21	4	0.21
(1,82)	1:65:A:TYR:HD1	1:69:A:VAL:HG21	5	0.21
(1,82)	1:65:A:TYR:HD1	1:69:A:VAL:HG21	7	0.21
(1,82)	1:65:A:TYR:HD1	1:69:A:VAL:HG21	12	0.21
(1,82)	1:65:A:TYR:HD1	1:69:A:VAL:HG21	14	0.21
(1,82)	1:65:A:TYR:HD1	1:69:A:VAL:HG21	15	0.21
(1,82)	1:65:A:TYR:HD1	1:69:A:VAL:HG21	17	0.21
(1,82)	1:65:A:TYR:HD1	1:69:A:VAL:HG21	19	0.21
(1,82)	1:65:A:TYR:HD1	1:69:A:VAL:HG21	20	0.21
(1,52)	1:154:A:GLU:HB3	1:133:A:PHE:HD2	6	0.21
(1,2581)	1:121:A:ASN:HD22	1:124:A:GLU:HG3	19	0.2
(1,2274)	1:135:A:ASN:H	1:131:A:THR:HG21	1	0.2
(1,2274)	1:135:A:ASN:H	1:131:A:THR:HG21	5	0.2
(1,2274)	1:135:A:ASN:H	1:131:A:THR:HG21	6	0.2
(1,2274)	1:135:A:ASN:H	1:131:A:THR:HG21	17	0.2
(1,2245)	1:129:A:PHE:H	1:127:A:GLN:HB3	4	0.2
(1,2154)	1:66:A:LEU:H	1:66:A:LEU:HD21	1	0.2
(1,2154)	1:66:A:LEU:H	1:66:A:LEU:HD21	2	0.2
(1,2154)	1:66:A:LEU:H	1:66:A:LEU:HD21	5	0.2
(1,2154)	1:66:A:LEU:H	1:66:A:LEU:HD21	11	0.2
(1,2154)	1:66:A:LEU:H	1:66:A:LEU:HD21	12	0.2
(1,2154)	1:66:A:LEU:H	1:66:A:LEU:HD21	17	0.2
(1,2154)	1:66:A:LEU:H	1:66:A:LEU:HD21	20	0.2
(1,2145)	1:152:A:ALA:H	1:152:A:ALA:HB1	9	0.2
(1,2113)	1:154:A:GLU:H	1:153:A:LEU:HB3	1	0.2
(1,2113)	1:154:A:GLU:H	1:153:A:LEU:HB3	2	0.2
(1,2113)	1:154:A:GLU:H	1:153:A:LEU:HB3	4	0.2
(1,2113)	1:154:A:GLU:H	1:153:A:LEU:HB3	11	0.2
(1,2113)	1:154:A:GLU:H	1:153:A:LEU:HB3	14	0.2
(1,2100)	1:144:A:ASP:H	1:146:A:ILE:HG21	12	0.2
(1,2022)	1:73:A:THR:H	1:72:A:LYS:HB2	4	0.2
(1,2022)	1:73:A:THR:H	1:72:A:LYS:HB2	10	0.2
(1,2022)	1:73:A:THR:H	1:72:A:LYS:HB2	13	0.2
(1,2014)	1:162:A:ASN:HD22	1:159:A:GLN:HA	9	0.2
(1,1953)	1:127:A:GLN:H	1:127:A:GLN:HG3	12	0.2

Continued on next page...

Continued from previous page...

Key	Atom-1	Atom-2	Model ID	Violation (Å)
(1,1953)	1:127:A:GLN:H	1:127:A:GLN:HG3	19	0.2
(1,1949)	1:127:A:GLN:H	1:126:A:ILE:HD11	6	0.2
(1,1836)	1:164:A:LEU:H	1:164:A:LEU:HD11	1	0.2
(1,1836)	1:164:A:LEU:H	1:164:A:LEU:HD11	4	0.2
(1,1836)	1:164:A:LEU:H	1:164:A:LEU:HD11	8	0.2
(1,1836)	1:164:A:LEU:H	1:164:A:LEU:HD11	10	0.2
(1,1836)	1:164:A:LEU:H	1:164:A:LEU:HD11	13	0.2
(1,1836)	1:164:A:LEU:H	1:164:A:LEU:HD11	14	0.2
(1,1836)	1:164:A:LEU:H	1:164:A:LEU:HD11	20	0.2
(1,1818)	1:110:A:ILE:H	1:107:A:MET:HG2	19	0.2
(1,1728)	1:66:A:LEU:HB2	1:122:A:ALA:HB1	7	0.2
(1,1728)	1:66:A:LEU:HB2	1:122:A:ALA:HB1	11	0.2
(1,1728)	1:66:A:LEU:HB2	1:122:A:ALA:HB1	12	0.2
(1,1728)	1:66:A:LEU:HB2	1:122:A:ALA:HB1	13	0.2
(1,1705)	1:105:A:MET:HB3	1:110:A:ILE:HD11	1	0.2
(1,1705)	1:105:A:MET:HB3	1:110:A:ILE:HD11	2	0.2
(1,1705)	1:105:A:MET:HB3	1:110:A:ILE:HD11	5	0.2
(1,1705)	1:105:A:MET:HB3	1:110:A:ILE:HD11	7	0.2
(1,1705)	1:105:A:MET:HB3	1:110:A:ILE:HD11	11	0.2
(1,1705)	1:105:A:MET:HB3	1:110:A:ILE:HD11	15	0.2
(1,1693)	1:100:A:ILE:HD11	1:96:A:ASP:HB3	13	0.2
(1,1672)	1:105:A:MET:HE1	1:110:A:ILE:HD11	18	0.2
(1,1670)	1:128:A:ASP:HB2	1:105:A:MET:HE1	6	0.2
(1,1670)	1:128:A:ASP:HB2	1:105:A:MET:HE1	17	0.2
(1,1669)	1:105:A:MET:HE1	1:105:A:MET:HG3	2	0.2
(1,1669)	1:105:A:MET:HE1	1:105:A:MET:HG3	4	0.2
(1,1669)	1:105:A:MET:HE1	1:105:A:MET:HG3	19	0.2
(1,1637)	1:101:A:ILE:HG21	1:138:A:ILE:HG21	13	0.2
(1,1637)	1:101:A:ILE:HG21	1:138:A:ILE:HG21	15	0.2
(1,1636)	1:102:A:LYS:HG2	1:138:A:ILE:HG21	13	0.2
(1,1621)	1:81:A:TRP:HZ2	1:146:A:ILE:HB	4	0.2
(1,1621)	1:81:A:TRP:HZ2	1:146:A:ILE:HB	9	0.2
(1,1621)	1:81:A:TRP:HZ2	1:146:A:ILE:HB	14	0.2
(1,1591)	1:105:A:MET:HA	1:109:A:THR:HG21	13	0.2
(1,1589)	1:70:A:VAL:HA	1:73:A:THR:HG21	15	0.2
(1,1589)	1:70:A:VAL:HA	1:73:A:THR:HG21	16	0.2
(1,1588)	1:74:A:LEU:HG	1:73:A:THR:HG21	19	0.2
(1,1564)	1:131:A:THR:HG21	1:105:A:MET:HA	1	0.2
(1,1564)	1:131:A:THR:HG21	1:105:A:MET:HA	20	0.2
(1,1560)	1:160:A:LYS:HD3	1:156:A:LEU:HD21	18	0.2
(1,1560)	1:160:A:LYS:HD3	1:156:A:LEU:HD21	19	0.2
(1,1541)	1:63:A:LEU:HD11	1:114:A:LEU:HD21	4	0.2

Continued on next page...

Continued from previous page...

Key	Atom-1	Atom-2	Model ID	Violation (Å)
(1,1538)	1:125:A:CYS:HB3	1:63:A:LEU:HD11	1	0.2
(1,1531)	1:63:A:LEU:HD11	1:122:A:ALA:HA	14	0.2
(1,1531)	1:63:A:LEU:HD11	1:122:A:ALA:HA	16	0.2
(1,1524)	1:164:A:LEU:HD11	1:62:A:GLN:HG3	5	0.2
(1,1524)	1:164:A:LEU:HD11	1:62:A:GLN:HG3	17	0.2
(1,1449)	1:83:A:PHE:HE2	1:146:A:ILE:HG13	18	0.2
(1,1435)	1:86:A:PRO:HD3	1:85:A:GLN:HB2	6	0.2
(1,1434)	1:85:A:GLN:HB2	1:85:A:GLN:HA	5	0.2
(1,1434)	1:85:A:GLN:HB2	1:85:A:GLN:HA	11	0.2
(1,1434)	1:85:A:GLN:HB2	1:85:A:GLN:HA	14	0.2
(1,1434)	1:85:A:GLN:HB2	1:85:A:GLN:HA	15	0.2
(1,1383)	1:86:A:PRO:HD3	1:85:A:GLN:HG3	12	0.2
(1,1368)	1:133:A:PHE:HA	1:154:A:GLU:HG2	13	0.2
(1,1363)	1:167:A:GLU:HG3	1:167:A:GLU:HA	7	0.2
(1,1269)	1:94:A:LEU:HD21	1:94:A:LEU:HD11	1	0.2
(1,1269)	1:94:A:LEU:HD21	1:94:A:LEU:HD11	3	0.2
(1,1269)	1:94:A:LEU:HD21	1:94:A:LEU:HD11	4	0.2
(1,1269)	1:94:A:LEU:HD21	1:94:A:LEU:HD11	5	0.2
(1,1269)	1:94:A:LEU:HD21	1:94:A:LEU:HD11	6	0.2
(1,1269)	1:94:A:LEU:HD21	1:94:A:LEU:HD11	7	0.2
(1,1269)	1:94:A:LEU:HD21	1:94:A:LEU:HD11	12	0.2
(1,1234)	1:94:A:LEU:HD11	1:92:A:LEU:HD11	5	0.2
(1,1234)	1:94:A:LEU:HD11	1:92:A:LEU:HD11	8	0.2
(1,1234)	1:94:A:LEU:HD11	1:92:A:LEU:HD11	12	0.2
(1,1234)	1:94:A:LEU:HD11	1:92:A:LEU:HD11	14	0.2
(1,1234)	1:94:A:LEU:HD11	1:92:A:LEU:HD11	16	0.2
(1,1234)	1:94:A:LEU:HD11	1:92:A:LEU:HD11	17	0.2
(1,1234)	1:94:A:LEU:HD11	1:92:A:LEU:HD11	18	0.2
(1,1234)	1:94:A:LEU:HD11	1:92:A:LEU:HD11	19	0.2
(1,1234)	1:94:A:LEU:HD11	1:92:A:LEU:HD11	20	0.2
(1,1229)	1:92:A:LEU:HD11	1:87:A:VAL:HA	8	0.2
(1,1229)	1:92:A:LEU:HD11	1:87:A:VAL:HA	19	0.2
(1,1182)	1:79:A:PHE:HD2	1:149:A:MET:HE1	3	0.2
(1,1182)	1:79:A:PHE:HD2	1:149:A:MET:HE1	18	0.2
(1,1179)	1:146:A:ILE:HA	1:149:A:MET:HE1	17	0.2
(1,1161)	1:98:A:TYR:HA	1:98:A:TYR:HB2	2	0.2
(1,1161)	1:98:A:TYR:HA	1:98:A:TYR:HB2	3	0.2
(1,1161)	1:98:A:TYR:HA	1:98:A:TYR:HB2	4	0.2
(1,1161)	1:98:A:TYR:HA	1:98:A:TYR:HB2	5	0.2
(1,1161)	1:98:A:TYR:HA	1:98:A:TYR:HB2	6	0.2
(1,1161)	1:98:A:TYR:HA	1:98:A:TYR:HB2	7	0.2
(1,1161)	1:98:A:TYR:HA	1:98:A:TYR:HB2	8	0.2

Continued on next page...

Continued from previous page...

Key	Atom-1	Atom-2	Model ID	Violation (Å)
(1,1161)	1:98:A:TYR:HA	1:98:A:TYR:HB2	9	0.2
(1,1161)	1:98:A:TYR:HA	1:98:A:TYR:HB2	10	0.2
(1,1161)	1:98:A:TYR:HA	1:98:A:TYR:HB2	11	0.2
(1,1161)	1:98:A:TYR:HA	1:98:A:TYR:HB2	12	0.2
(1,1161)	1:98:A:TYR:HA	1:98:A:TYR:HB2	13	0.2
(1,1161)	1:98:A:TYR:HA	1:98:A:TYR:HB2	15	0.2
(1,1161)	1:98:A:TYR:HA	1:98:A:TYR:HB2	16	0.2
(1,1161)	1:98:A:TYR:HA	1:98:A:TYR:HB2	17	0.2
(1,1161)	1:98:A:TYR:HA	1:98:A:TYR:HB2	18	0.2
(1,1161)	1:98:A:TYR:HA	1:98:A:TYR:HB2	19	0.2
(1,1161)	1:98:A:TYR:HA	1:98:A:TYR:HB2	20	0.2
(1,1152)	1:132:A:MET:HA	1:132:A:MET:HE1	11	0.2
(1,1138)	2:201:A:MQO:HAJ	1:146:A:ILE:HD11	1	0.2
(1,1138)	2:201:A:MQO:HAJ	1:146:A:ILE:HD11	8	0.2
(1,1138)	2:201:A:MQO:HAJ	1:146:A:ILE:HD11	9	0.2
(1,1121)	1:83:A:PHE:HE1	1:146:A:ILE:HA	3	0.2
(1,1121)	1:83:A:PHE:HE1	1:146:A:ILE:HA	8	0.2
(1,1121)	1:83:A:PHE:HE1	1:146:A:ILE:HA	13	0.2
(1,1113)	1:129:A:PHE:HD1	1:125:A:CYS:HA	15	0.2
(1,1103)	2:201:A:MQO:HAJ	1:136:A:CYS:HA	16	0.2
(1,1088)	1:86:A:PRO:HA	1:87:A:VAL:HG11	3	0.2
(1,1088)	1:86:A:PRO:HA	1:87:A:VAL:HG11	8	0.2
(1,1088)	1:86:A:PRO:HA	1:87:A:VAL:HG11	9	0.2
(1,1088)	1:86:A:PRO:HA	1:87:A:VAL:HG11	19	0.2
(1,1082)	1:100:A:ILE:HG21	1:97:A:TYR:HA	1	0.2
(1,1082)	1:100:A:ILE:HG21	1:97:A:TYR:HA	16	0.2
(1,1073)	1:90:A:VAL:HG21	1:90:A:VAL:HA	12	0.2
(1,1051)	1:59:A:GLN:HA	1:60:A:THR:HA	6	0.2
(1,1049)	1:63:A:LEU:HB3	1:60:A:THR:HA	19	0.2
(1,1036)	1:128:A:ASP:HB2	1:110:A:ILE:HG21	5	0.2
(1,1035)	1:107:A:MET:HB3	1:110:A:ILE:HG21	18	0.2
(1,1035)	1:107:A:MET:HB3	1:110:A:ILE:HG21	20	0.2
(1,1025)	1:160:A:LYS:HE3	1:69:A:VAL:HG21	1	0.2
(1,1025)	1:160:A:LYS:HE3	1:69:A:VAL:HG21	4	0.2
(1,1025)	1:160:A:LYS:HE3	1:69:A:VAL:HG21	5	0.2
(1,1025)	1:160:A:LYS:HE3	1:69:A:VAL:HG21	13	0.2
(1,1025)	1:160:A:LYS:HE3	1:69:A:VAL:HG21	20	0.2
(1,1022)	1:160:A:LYS:HB2	1:69:A:VAL:HG21	1	0.2
(1,1022)	1:160:A:LYS:HB2	1:69:A:VAL:HG21	11	0.2
(1,1022)	1:160:A:LYS:HB2	1:69:A:VAL:HG21	13	0.2
(1,1005)	1:160:A:LYS:HE3	1:160:A:LYS:HA	19	0.2
(1,993)	1:168:A:GLU:HB3	1:168:A:GLU:HG3	11	0.2

Continued on next page...

Continued from previous page...

Key	Atom-1	Atom-2	Model ID	Violation (Å)
(1,981)	1:161:A:ILE:HG12	1:162:A:ASN:HB3	7	0.2
(1,981)	1:161:A:ILE:HG12	1:162:A:ASN:HB3	8	0.2
(1,981)	1:161:A:ILE:HG12	1:162:A:ASN:HB3	12	0.2
(1,981)	1:161:A:ILE:HG12	1:162:A:ASN:HB3	16	0.2
(1,963)	1:156:A:LEU:HA	1:159:A:GLN:HG2	15	0.2
(1,950)	1:157:A:PHE:HA	1:154:A:GLU:HA	1	0.2
(1,950)	1:157:A:PHE:HA	1:154:A:GLU:HA	5	0.2
(1,950)	1:157:A:PHE:HA	1:154:A:GLU:HA	10	0.2
(1,950)	1:157:A:PHE:HA	1:154:A:GLU:HA	13	0.2
(1,924)	1:142:A:PRO:HD2	1:141:A:LYS:HG3	19	0.2
(1,903)	1:124:A:GLU:HA	1:127:A:GLN:HG3	16	0.2
(1,836)	1:76:A:LYS:HE3	1:76:A:LYS:HG3	13	0.2
(1,836)	1:76:A:LYS:HE3	1:76:A:LYS:HG3	17	0.2
(1,805)	1:64:A:GLN:HB2	1:64:A:GLN:HG3	8	0.2
(1,796)	1:64:A:GLN:HG2	1:61:A:ASN:HA	18	0.2
(1,771)	1:56:A:PRO:HD2	1:55:A:LYS:HB3	11	0.2
(1,754)	1:84:A:GLN:HA	1:107:A:MET:HB3	9	0.2
(1,747)	1:146:A:ILE:HG21	1:144:A:ASP:HA	1	0.2
(1,747)	1:146:A:ILE:HG21	1:144:A:ASP:HA	2	0.2
(1,747)	1:146:A:ILE:HG21	1:144:A:ASP:HA	8	0.2
(1,747)	1:146:A:ILE:HG21	1:144:A:ASP:HA	10	0.2
(1,737)	1:63:A:LEU:HD21	1:121:A:ASN:HA	18	0.2
(1,737)	1:63:A:LEU:HD21	1:121:A:ASN:HA	19	0.2
(1,736)	1:63:A:LEU:HD11	1:121:A:ASN:HA	5	0.2
(1,729)	1:165:A:PRO:HD3	1:164:A:LEU:HB2	3	0.2
(1,720)	1:62:A:GLN:HA	1:165:A:PRO:HD3	1	0.2
(1,720)	1:62:A:GLN:HA	1:165:A:PRO:HD3	4	0.2
(1,720)	1:62:A:GLN:HA	1:165:A:PRO:HD3	6	0.2
(1,677)	1:63:A:LEU:HD21	1:119:A:TYR:HA	9	0.2
(1,677)	1:63:A:LEU:HD21	1:119:A:TYR:HA	10	0.2
(1,677)	1:63:A:LEU:HD21	1:119:A:TYR:HA	14	0.2
(1,677)	1:63:A:LEU:HD21	1:119:A:TYR:HA	16	0.2
(1,677)	1:63:A:LEU:HD21	1:119:A:TYR:HA	20	0.2
(1,645)	1:105:A:MET:HB3	1:103:A:THR:HG21	11	0.2
(1,634)	1:70:A:VAL:HG11	1:73:A:THR:HB	2	0.2
(1,634)	1:70:A:VAL:HG11	1:73:A:THR:HB	13	0.2
(1,634)	1:70:A:VAL:HG11	1:73:A:THR:HB	18	0.2
(1,634)	1:70:A:VAL:HG11	1:73:A:THR:HB	19	0.2
(1,627)	1:137:A:TYR:HB3	1:134:A:THR:HA	10	0.2
(1,610)	1:164:A:LEU:HD21	1:164:A:LEU:HB3	1	0.2
(1,610)	1:164:A:LEU:HD21	1:164:A:LEU:HB3	6	0.2
(1,610)	1:164:A:LEU:HD21	1:164:A:LEU:HB3	9	0.2

Continued on next page...

Continued from previous page...

Key	Atom-1	Atom-2	Model ID	Violation (Å)
(1,610)	1:164:A:LEU:HD21	1:164:A:LEU:HB3	14	0.2
(1,610)	1:164:A:LEU:HD21	1:164:A:LEU:HB3	17	0.2
(1,610)	1:164:A:LEU:HD21	1:164:A:LEU:HB3	20	0.2
(1,556)	1:111:A:LYS:HA	1:71:A:LEU:HD21	2	0.2
(1,556)	1:111:A:LYS:HA	1:71:A:LEU:HD21	19	0.2
(1,555)	1:111:A:LYS:HA	1:71:A:LEU:HD11	2	0.2
(1,533)	1:153:A:LEU:HA	1:156:A:LEU:HD21	5	0.2
(1,450)	1:119:A:TYR:HE2	1:119:A:TYR:HB3	2	0.2
(1,450)	1:119:A:TYR:HE2	1:119:A:TYR:HB3	15	0.2
(1,430)	1:74:A:LEU:HD21	1:157:A:PHE:HB3	6	0.2
(1,427)	1:90:A:VAL:HB	1:90:A:VAL:HG21	1	0.2
(1,427)	1:90:A:VAL:HB	1:90:A:VAL:HG21	10	0.2
(1,427)	1:90:A:VAL:HB	1:90:A:VAL:HG21	11	0.2
(1,427)	1:90:A:VAL:HB	1:90:A:VAL:HG21	17	0.2
(1,389)	1:126:A:ILE:HG12	1:161:A:ILE:HD11	16	0.2
(1,389)	1:126:A:ILE:HG12	1:161:A:ILE:HD11	17	0.2
(1,389)	1:126:A:ILE:HG12	1:161:A:ILE:HD11	20	0.2
(1,357)	1:167:A:GLU:HG3	1:167:A:GLU:HB2	7	0.2
(1,308)	1:153:A:LEU:HD11	1:80:A:ALA:HA	16	0.2
(1,295)	1:71:A:LEU:HD11	1:71:A:LEU:HA	1	0.2
(1,295)	1:71:A:LEU:HD11	1:71:A:LEU:HA	14	0.2
(1,295)	1:71:A:LEU:HD11	1:71:A:LEU:HA	19	0.2
(1,276)	1:101:A:ILE:HG21	1:104:A:PRO:HA	18	0.2
(1,258)	1:91:A:LYS:HA	1:90:A:VAL:HG21	2	0.2
(1,256)	1:128:A:ASP:HA	1:131:A:THR:HG21	4	0.2
(1,256)	1:128:A:ASP:HA	1:131:A:THR:HG21	7	0.2
(1,256)	1:128:A:ASP:HA	1:131:A:THR:HG21	10	0.2
(1,255)	1:71:A:LEU:HA	1:70:A:VAL:HG11	6	0.2
(1,255)	1:71:A:LEU:HA	1:70:A:VAL:HG11	15	0.2
(1,255)	1:71:A:LEU:HA	1:70:A:VAL:HG11	18	0.2
(1,255)	1:71:A:LEU:HA	1:70:A:VAL:HG11	19	0.2
(1,255)	1:71:A:LEU:HA	1:70:A:VAL:HG11	20	0.2
(1,254)	1:73:A:THR:HB	1:156:A:LEU:HD21	8	0.2
(1,254)	1:73:A:THR:HB	1:156:A:LEU:HD21	9	0.2
(1,244)	1:123:A:GLN:HA	1:123:A:GLN:HB2	2	0.2
(1,244)	1:123:A:GLN:HA	1:123:A:GLN:HB2	10	0.2
(1,238)	1:91:A:LYS:HA	1:91:A:LYS:HD3	10	0.2
(1,235)	1:62:A:GLN:HA	1:62:A:GLN:HB2	1	0.2
(1,235)	1:62:A:GLN:HA	1:62:A:GLN:HB2	4	0.2
(1,222)	1:61:A:ASN:HA	1:61:A:ASN:HB2	1	0.2
(1,205)	1:55:A:LYS:HA	1:56:A:PRO:HD2	9	0.2
(1,162)	2:201:A:MQO:HA1	1:81:A:TRP:HH2	2	0.2

Continued on next page...

Continued from previous page...

Key	Atom-1	Atom-2	Model ID	Violation (Å)
(1,162)	2:201:A:MGO:HA1	1:81:A:TRP:HH2	8	0.2
(1,86)	1:65:A:TYR:HE1	1:165:A:PRO:HD3	2	0.2
(1,86)	1:65:A:TYR:HE1	1:165:A:PRO:HD3	12	0.2
(1,86)	1:65:A:TYR:HE1	1:165:A:PRO:HD3	13	0.2
(1,83)	1:65:A:TYR:HD1	1:164:A:LEU:HD21	1	0.2
(1,83)	1:65:A:TYR:HD1	1:164:A:LEU:HD21	14	0.2
(1,82)	1:65:A:TYR:HD1	1:69:A:VAL:HG21	2	0.2
(1,82)	1:65:A:TYR:HD1	1:69:A:VAL:HG21	8	0.2
(1,82)	1:65:A:TYR:HD1	1:69:A:VAL:HG21	11	0.2
(1,82)	1:65:A:TYR:HD1	1:69:A:VAL:HG21	13	0.2
(1,82)	1:65:A:TYR:HD1	1:69:A:VAL:HG21	18	0.2
(1,2398)	1:99:A:LYS:H	1:99:A:LYS:HG3	10	0.19
(1,2299)	1:149:A:MET:H	1:149:A:MET:HB3	5	0.19
(1,2299)	1:149:A:MET:H	1:149:A:MET:HB3	8	0.19
(1,2299)	1:149:A:MET:H	1:149:A:MET:HB3	9	0.19
(1,2274)	1:135:A:ASN:H	1:131:A:THR:HG21	14	0.19
(1,2274)	1:135:A:ASN:H	1:131:A:THR:HG21	20	0.19
(1,2197)	1:65:A:TYR:H	1:64:A:GLN:HG2	8	0.19
(1,2154)	1:66:A:LEU:H	1:66:A:LEU:HD21	6	0.19
(1,2154)	1:66:A:LEU:H	1:66:A:LEU:HD21	7	0.19
(1,2154)	1:66:A:LEU:H	1:66:A:LEU:HD21	10	0.19
(1,2154)	1:66:A:LEU:H	1:66:A:LEU:HD21	15	0.19
(1,2154)	1:66:A:LEU:H	1:66:A:LEU:HD21	16	0.19
(1,2154)	1:66:A:LEU:H	1:66:A:LEU:HD21	18	0.19
(1,2154)	1:66:A:LEU:H	1:66:A:LEU:HD21	19	0.19
(1,2145)	1:152:A:ALA:H	1:152:A:ALA:HB1	8	0.19
(1,2145)	1:152:A:ALA:H	1:152:A:ALA:HB1	20	0.19
(1,2113)	1:154:A:GLU:H	1:153:A:LEU:HB3	5	0.19
(1,2113)	1:154:A:GLU:H	1:153:A:LEU:HB3	10	0.19
(1,2113)	1:154:A:GLU:H	1:153:A:LEU:HB3	12	0.19
(1,2113)	1:154:A:GLU:H	1:153:A:LEU:HB3	13	0.19
(1,2113)	1:154:A:GLU:H	1:153:A:LEU:HB3	18	0.19
(1,2100)	1:144:A:ASP:H	1:146:A:ILE:HG21	7	0.19
(1,2073)	1:167:A:GLU:H	1:167:A:GLU:HG3	15	0.19
(1,2046)	1:168:A:GLU:H	1:168:A:GLU:HG3	14	0.19
(1,2022)	1:73:A:THR:H	1:72:A:LYS:HB2	7	0.19
(1,2022)	1:73:A:THR:H	1:72:A:LYS:HB2	15	0.19
(1,1963)	1:163:A:GLU:H	1:161:A:ILE:HG12	2	0.19
(1,1963)	1:163:A:GLU:H	1:161:A:ILE:HG12	6	0.19
(1,1963)	1:163:A:GLU:H	1:161:A:ILE:HG12	15	0.19
(1,1963)	1:163:A:GLU:H	1:161:A:ILE:HG12	17	0.19
(1,1953)	1:127:A:GLN:H	1:127:A:GLN:HG3	6	0.19

Continued on next page...

Continued from previous page...

Key	Atom-1	Atom-2	Model ID	Violation (Å)
(1,1953)	1:127:A:GLN:H	1:127:A:GLN:HG3	16	0.19
(1,1949)	1:127:A:GLN:H	1:126:A:ILE:HD11	8	0.19
(1,1949)	1:127:A:GLN:H	1:126:A:ILE:HD11	16	0.19
(1,1884)	1:70:A:VAL:H	1:70:A:VAL:HG21	3	0.19
(1,1884)	1:70:A:VAL:H	1:70:A:VAL:HG21	10	0.19
(1,1884)	1:70:A:VAL:H	1:70:A:VAL:HG21	16	0.19
(1,1836)	1:164:A:LEU:H	1:164:A:LEU:HD11	6	0.19
(1,1836)	1:164:A:LEU:H	1:164:A:LEU:HD11	7	0.19
(1,1836)	1:164:A:LEU:H	1:164:A:LEU:HD11	18	0.19
(1,1778)	1:111:A:LYS:H	1:111:A:LYS:HD3	3	0.19
(1,1728)	1:66:A:LEU:HB2	1:122:A:ALA:HB1	6	0.19
(1,1705)	1:105:A:MET:HB3	1:110:A:ILE:HD11	4	0.19
(1,1705)	1:105:A:MET:HB3	1:110:A:ILE:HD11	6	0.19
(1,1705)	1:105:A:MET:HB3	1:110:A:ILE:HD11	14	0.19
(1,1705)	1:105:A:MET:HB3	1:110:A:ILE:HD11	17	0.19
(1,1699)	1:129:A:PHE:HZ	1:110:A:ILE:HD11	1	0.19
(1,1699)	1:129:A:PHE:HZ	1:110:A:ILE:HD11	8	0.19
(1,1699)	1:129:A:PHE:HZ	1:110:A:ILE:HD11	10	0.19
(1,1699)	1:129:A:PHE:HZ	1:110:A:ILE:HD11	12	0.19
(1,1699)	1:129:A:PHE:HZ	1:110:A:ILE:HD11	13	0.19
(1,1699)	1:129:A:PHE:HZ	1:110:A:ILE:HD11	18	0.19
(1,1699)	1:129:A:PHE:HZ	1:110:A:ILE:HD11	19	0.19
(1,1674)	1:82:A:PRO:HA	1:82:A:PRO:HG2	16	0.19
(1,1669)	1:105:A:MET:HE1	1:105:A:MET:HG3	8	0.19
(1,1637)	1:101:A:ILE:HG21	1:138:A:ILE:HG21	2	0.19
(1,1637)	1:101:A:ILE:HG21	1:138:A:ILE:HG21	8	0.19
(1,1637)	1:101:A:ILE:HG21	1:138:A:ILE:HG21	12	0.19
(1,1637)	1:101:A:ILE:HG21	1:138:A:ILE:HG21	17	0.19
(1,1637)	1:101:A:ILE:HG21	1:138:A:ILE:HG21	20	0.19
(1,1636)	1:102:A:LYS:HG2	1:138:A:ILE:HG21	11	0.19
(1,1636)	1:102:A:LYS:HG2	1:138:A:ILE:HG21	16	0.19
(1,1634)	1:139:A:TYR:HB3	1:138:A:ILE:HG21	8	0.19
(1,1621)	1:81:A:TRP:HZ2	1:146:A:ILE:HB	20	0.19
(1,1602)	1:80:A:ALA:HB1	1:77:A:HIS:HB2	1	0.19
(1,1602)	1:80:A:ALA:HB1	1:77:A:HIS:HB2	10	0.19
(1,1602)	1:80:A:ALA:HB1	1:77:A:HIS:HB2	12	0.19
(1,1602)	1:80:A:ALA:HB1	1:77:A:HIS:HB2	19	0.19
(1,1602)	1:80:A:ALA:HB1	1:77:A:HIS:HB2	20	0.19
(1,1595)	1:105:A:MET:HE1	1:109:A:THR:HG21	11	0.19
(1,1591)	1:105:A:MET:HA	1:109:A:THR:HG21	7	0.19
(1,1591)	1:105:A:MET:HA	1:109:A:THR:HG21	9	0.19
(1,1591)	1:105:A:MET:HA	1:109:A:THR:HG21	17	0.19

Continued on next page...

Continued from previous page...

Key	Atom-1	Atom-2	Model ID	Violation (Å)
(1,1589)	1:70:A:VAL:HA	1:73:A:THR:HG21	2	0.19
(1,1589)	1:70:A:VAL:HA	1:73:A:THR:HG21	4	0.19
(1,1589)	1:70:A:VAL:HA	1:73:A:THR:HG21	8	0.19
(1,1589)	1:70:A:VAL:HA	1:73:A:THR:HG21	9	0.19
(1,1588)	1:74:A:LEU:HG	1:73:A:THR:HG21	4	0.19
(1,1588)	1:74:A:LEU:HG	1:73:A:THR:HG21	11	0.19
(1,1564)	1:131:A:THR:HG21	1:105:A:MET:HA	11	0.19
(1,1560)	1:160:A:LYS:HD3	1:156:A:LEU:HD21	4	0.19
(1,1560)	1:160:A:LYS:HD3	1:156:A:LEU:HD21	15	0.19
(1,1560)	1:160:A:LYS:HD3	1:156:A:LEU:HD21	20	0.19
(1,1541)	1:63:A:LEU:HD11	1:114:A:LEU:HD21	5	0.19
(1,1541)	1:63:A:LEU:HD11	1:114:A:LEU:HD21	17	0.19
(1,1531)	1:63:A:LEU:HD11	1:122:A:ALA:HA	1	0.19
(1,1531)	1:63:A:LEU:HD11	1:122:A:ALA:HA	4	0.19
(1,1527)	1:164:A:LEU:HD11	1:62:A:GLN:HB3	9	0.19
(1,1524)	1:164:A:LEU:HD11	1:62:A:GLN:HG3	16	0.19
(1,1506)	1:137:A:TYR:HD1	1:147:A:VAL:HG11	12	0.19
(1,1501)	1:147:A:VAL:HG11	1:144:A:ASP:HA	9	0.19
(1,1501)	1:147:A:VAL:HG11	1:144:A:ASP:HA	13	0.19
(1,1407)	1:79:A:PHE:HD1	1:78:A:GLN:HA	8	0.19
(1,1407)	1:79:A:PHE:HD1	1:78:A:GLN:HA	9	0.19
(1,1407)	1:79:A:PHE:HD1	1:78:A:GLN:HA	14	0.19
(1,1368)	1:133:A:PHE:HA	1:154:A:GLU:HG2	19	0.19
(1,1368)	1:133:A:PHE:HA	1:154:A:GLU:HG2	20	0.19
(1,1342)	1:53:A:PRO:HD3	1:54:A:ASN:HB3	13	0.19
(1,1299)	1:58:A:ARG:HA	1:58:A:ARG:HD3	2	0.19
(1,1269)	1:94:A:LEU:HD21	1:94:A:LEU:HD11	2	0.19
(1,1269)	1:94:A:LEU:HD21	1:94:A:LEU:HD11	9	0.19
(1,1269)	1:94:A:LEU:HD21	1:94:A:LEU:HD11	14	0.19
(1,1269)	1:94:A:LEU:HD21	1:94:A:LEU:HD11	15	0.19
(1,1269)	1:94:A:LEU:HD21	1:94:A:LEU:HD11	17	0.19
(1,1269)	1:94:A:LEU:HD21	1:94:A:LEU:HD11	18	0.19
(1,1255)	1:96:A:ASP:HA	1:99:A:LYS:HD3	8	0.19
(1,1234)	1:94:A:LEU:HD11	1:92:A:LEU:HD11	1	0.19
(1,1234)	1:94:A:LEU:HD11	1:92:A:LEU:HD11	2	0.19
(1,1234)	1:94:A:LEU:HD11	1:92:A:LEU:HD11	3	0.19
(1,1234)	1:94:A:LEU:HD11	1:92:A:LEU:HD11	6	0.19
(1,1234)	1:94:A:LEU:HD11	1:92:A:LEU:HD11	15	0.19
(1,1233)	1:87:A:VAL:HG11	1:92:A:LEU:HD11	5	0.19
(1,1233)	1:87:A:VAL:HG11	1:92:A:LEU:HD11	12	0.19
(1,1229)	1:92:A:LEU:HD11	1:87:A:VAL:HA	5	0.19
(1,1229)	1:92:A:LEU:HD11	1:87:A:VAL:HA	9	0.19

Continued on next page...

Continued from previous page...

Key	Atom-1	Atom-2	Model ID	Violation (Å)
(1,1229)	1:92:A:LEU:HD11	1:87:A:VAL:HA	10	0.19
(1,1229)	1:92:A:LEU:HD11	1:87:A:VAL:HA	12	0.19
(1,1182)	1:79:A:PHE:HD2	1:149:A:MET:HE1	12	0.19
(1,1179)	1:146:A:ILE:HA	1:149:A:MET:HE1	6	0.19
(1,1179)	1:146:A:ILE:HA	1:149:A:MET:HE1	7	0.19
(1,1138)	2:201:A:MQO:HAJ	1:146:A:ILE:HD11	5	0.19
(1,1138)	2:201:A:MQO:HAJ	1:146:A:ILE:HD11	15	0.19
(1,1138)	2:201:A:MQO:HAJ	1:146:A:ILE:HD11	19	0.19
(1,1121)	1:83:A:PHE:HE1	1:146:A:ILE:HA	14	0.19
(1,1121)	1:83:A:PHE:HE1	1:146:A:ILE:HA	20	0.19
(1,1113)	1:129:A:PHE:HD1	1:125:A:CYS:HA	7	0.19
(1,1113)	1:129:A:PHE:HD1	1:125:A:CYS:HA	11	0.19
(1,1113)	1:129:A:PHE:HD1	1:125:A:CYS:HA	16	0.19
(1,1112)	1:158:A:LEU:H	1:157:A:PHE:HA	2	0.19
(1,1112)	1:158:A:LEU:H	1:157:A:PHE:HA	15	0.19
(1,1112)	1:158:A:LEU:H	1:157:A:PHE:HA	19	0.19
(1,1103)	2:201:A:MQO:HAJ	1:136:A:CYS:HA	3	0.19
(1,1103)	2:201:A:MQO:HAJ	1:136:A:CYS:HA	6	0.19
(1,1082)	1:100:A:ILE:HG21	1:97:A:TYR:HA	3	0.19
(1,1082)	1:100:A:ILE:HG21	1:97:A:TYR:HA	5	0.19
(1,1082)	1:100:A:ILE:HG21	1:97:A:TYR:HA	7	0.19
(1,1082)	1:100:A:ILE:HG21	1:97:A:TYR:HA	8	0.19
(1,1082)	1:100:A:ILE:HG21	1:97:A:TYR:HA	10	0.19
(1,1082)	1:100:A:ILE:HG21	1:97:A:TYR:HA	11	0.19
(1,1082)	1:100:A:ILE:HG21	1:97:A:TYR:HA	12	0.19
(1,1082)	1:100:A:ILE:HG21	1:97:A:TYR:HA	17	0.19
(1,1070)	1:112:A:LYS:HD3	1:109:A:THR:HA	8	0.19
(1,1070)	1:112:A:LYS:HD3	1:109:A:THR:HA	15	0.19
(1,1051)	1:59:A:GLN:HA	1:60:A:THR:HA	10	0.19
(1,1051)	1:59:A:GLN:HA	1:60:A:THR:HA	19	0.19
(1,1049)	1:63:A:LEU:HB3	1:60:A:THR:HA	13	0.19
(1,1036)	1:128:A:ASP:HB2	1:110:A:ILE:HG21	3	0.19
(1,1036)	1:128:A:ASP:HB2	1:110:A:ILE:HG21	4	0.19
(1,1035)	1:107:A:MET:HB3	1:110:A:ILE:HG21	5	0.19
(1,1035)	1:107:A:MET:HB3	1:110:A:ILE:HG21	9	0.19
(1,1035)	1:107:A:MET:HB3	1:110:A:ILE:HG21	11	0.19
(1,1025)	1:160:A:LYS:HE3	1:69:A:VAL:HG21	11	0.19
(1,1025)	1:160:A:LYS:HE3	1:69:A:VAL:HG21	12	0.19
(1,1025)	1:160:A:LYS:HE3	1:69:A:VAL:HG21	14	0.19
(1,1025)	1:160:A:LYS:HE3	1:69:A:VAL:HG21	19	0.19
(1,993)	1:168:A:GLU:HB3	1:168:A:GLU:HG3	14	0.19
(1,925)	1:142:A:PRO:HD3	1:141:A:LYS:HG3	12	0.19

Continued on next page...

Continued from previous page...

Key	Atom-1	Atom-2	Model ID	Violation (Å)
(1,920)	1:133:A:PHE:HA	1:136:A:CYS:HB3	1	0.19
(1,920)	1:133:A:PHE:HA	1:136:A:CYS:HB3	2	0.19
(1,920)	1:133:A:PHE:HA	1:136:A:CYS:HB3	4	0.19
(1,920)	1:133:A:PHE:HA	1:136:A:CYS:HB3	5	0.19
(1,920)	1:133:A:PHE:HA	1:136:A:CYS:HB3	9	0.19
(1,920)	1:133:A:PHE:HA	1:136:A:CYS:HB3	12	0.19
(1,903)	1:124:A:GLU:HA	1:127:A:GLN:HG3	9	0.19
(1,900)	1:127:A:GLN:HG3	1:127:A:GLN:HA	20	0.19
(1,852)	1:99:A:LYS:HA	1:99:A:LYS:HE3	2	0.19
(1,852)	1:99:A:LYS:HA	1:99:A:LYS:HE3	9	0.19
(1,802)	1:64:A:GLN:HB3	1:61:A:ASN:HA	1	0.19
(1,737)	1:63:A:LEU:HD21	1:121:A:ASN:HA	9	0.19
(1,737)	1:63:A:LEU:HD21	1:121:A:ASN:HA	17	0.19
(1,720)	1:62:A:GLN:HA	1:165:A:PRO:HD3	5	0.19
(1,720)	1:62:A:GLN:HA	1:165:A:PRO:HD3	11	0.19
(1,720)	1:62:A:GLN:HA	1:165:A:PRO:HD3	15	0.19
(1,720)	1:62:A:GLN:HA	1:165:A:PRO:HD3	19	0.19
(1,677)	1:63:A:LEU:HD21	1:119:A:TYR:HA	1	0.19
(1,677)	1:63:A:LEU:HD21	1:119:A:TYR:HA	3	0.19
(1,677)	1:63:A:LEU:HD21	1:119:A:TYR:HA	11	0.19
(1,677)	1:63:A:LEU:HD21	1:119:A:TYR:HA	17	0.19
(1,661)	1:164:A:LEU:HD21	1:62:A:GLN:HA	2	0.19
(1,646)	1:102:A:LYS:HB3	1:103:A:THR:HG21	3	0.19
(1,646)	1:102:A:LYS:HB3	1:103:A:THR:HG21	4	0.19
(1,646)	1:102:A:LYS:HB3	1:103:A:THR:HG21	6	0.19
(1,646)	1:102:A:LYS:HB3	1:103:A:THR:HG21	7	0.19
(1,646)	1:102:A:LYS:HB3	1:103:A:THR:HG21	12	0.19
(1,646)	1:102:A:LYS:HB3	1:103:A:THR:HG21	17	0.19
(1,646)	1:102:A:LYS:HB3	1:103:A:THR:HG21	20	0.19
(1,645)	1:105:A:MET:HB3	1:103:A:THR:HG21	16	0.19
(1,634)	1:70:A:VAL:HG11	1:73:A:THR:HB	17	0.19
(1,610)	1:164:A:LEU:HD21	1:164:A:LEU:HB3	2	0.19
(1,610)	1:164:A:LEU:HD21	1:164:A:LEU:HB3	3	0.19
(1,610)	1:164:A:LEU:HD21	1:164:A:LEU:HB3	4	0.19
(1,610)	1:164:A:LEU:HD21	1:164:A:LEU:HB3	7	0.19
(1,610)	1:164:A:LEU:HD21	1:164:A:LEU:HB3	11	0.19
(1,610)	1:164:A:LEU:HD21	1:164:A:LEU:HB3	12	0.19
(1,610)	1:164:A:LEU:HD21	1:164:A:LEU:HB3	13	0.19
(1,610)	1:164:A:LEU:HD21	1:164:A:LEU:HB3	15	0.19
(1,610)	1:164:A:LEU:HD21	1:164:A:LEU:HB3	18	0.19
(1,556)	1:111:A:LYS:HA	1:71:A:LEU:HD21	4	0.19
(1,556)	1:111:A:LYS:HA	1:71:A:LEU:HD21	6	0.19

Continued on next page...

Continued from previous page...

Key	Atom-1	Atom-2	Model ID	Violation (Å)
(1,556)	1:111:A:LYS:HA	1:71:A:LEU:HD21	7	0.19
(1,556)	1:111:A:LYS:HA	1:71:A:LEU:HD21	8	0.19
(1,556)	1:111:A:LYS:HA	1:71:A:LEU:HD21	11	0.19
(1,556)	1:111:A:LYS:HA	1:71:A:LEU:HD21	16	0.19
(1,533)	1:153:A:LEU:HA	1:156:A:LEU:HD21	9	0.19
(1,492)	1:66:A:LEU:HG	1:161:A:ILE:HG21	4	0.19
(1,468)	1:151:A:GLU:HA	1:150:A:ALA:HB1	1	0.19
(1,450)	1:119:A:TYR:HE2	1:119:A:TYR:HB3	1	0.19
(1,450)	1:119:A:TYR:HE2	1:119:A:TYR:HB3	3	0.19
(1,450)	1:119:A:TYR:HE2	1:119:A:TYR:HB3	11	0.19
(1,450)	1:119:A:TYR:HE2	1:119:A:TYR:HB3	16	0.19
(1,434)	1:100:A:ILE:HB	1:101:A:ILE:HD11	3	0.19
(1,430)	1:74:A:LEU:HD21	1:157:A:PHE:HB3	15	0.19
(1,427)	1:90:A:VAL:HB	1:90:A:VAL:HG21	2	0.19
(1,427)	1:90:A:VAL:HB	1:90:A:VAL:HG21	4	0.19
(1,427)	1:90:A:VAL:HB	1:90:A:VAL:HG21	5	0.19
(1,427)	1:90:A:VAL:HB	1:90:A:VAL:HG21	7	0.19
(1,427)	1:90:A:VAL:HB	1:90:A:VAL:HG21	18	0.19
(1,427)	1:90:A:VAL:HB	1:90:A:VAL:HG21	19	0.19
(1,316)	1:54:A:ASN:HB3	1:54:A:ASN:HA	1	0.19
(1,316)	1:54:A:ASN:HB3	1:54:A:ASN:HA	3	0.19
(1,316)	1:54:A:ASN:HB3	1:54:A:ASN:HA	6	0.19
(1,316)	1:54:A:ASN:HB3	1:54:A:ASN:HA	11	0.19
(1,316)	1:54:A:ASN:HB3	1:54:A:ASN:HA	18	0.19
(1,301)	1:114:A:LEU:HD21	1:114:A:LEU:HA	16	0.19
(1,295)	1:71:A:LEU:HD11	1:71:A:LEU:HA	4	0.19
(1,295)	1:71:A:LEU:HD11	1:71:A:LEU:HA	5	0.19
(1,295)	1:71:A:LEU:HD11	1:71:A:LEU:HA	7	0.19
(1,295)	1:71:A:LEU:HD11	1:71:A:LEU:HA	8	0.19
(1,295)	1:71:A:LEU:HD11	1:71:A:LEU:HA	11	0.19
(1,295)	1:71:A:LEU:HD11	1:71:A:LEU:HA	12	0.19
(1,295)	1:71:A:LEU:HD11	1:71:A:LEU:HA	17	0.19
(1,276)	1:101:A:ILE:HG21	1:104:A:PRO:HA	15	0.19
(1,259)	1:135:A:ASN:HA	1:101:A:ILE:HD11	18	0.19
(1,258)	1:91:A:LYS:HA	1:90:A:VAL:HG21	12	0.19
(1,256)	1:128:A:ASP:HA	1:131:A:THR:HG21	1	0.19
(1,256)	1:128:A:ASP:HA	1:131:A:THR:HG21	9	0.19
(1,255)	1:71:A:LEU:HA	1:70:A:VAL:HG11	1	0.19
(1,255)	1:71:A:LEU:HA	1:70:A:VAL:HG11	10	0.19
(1,255)	1:71:A:LEU:HA	1:70:A:VAL:HG11	12	0.19
(1,255)	1:71:A:LEU:HA	1:70:A:VAL:HG11	17	0.19
(1,247)	1:155:A:LYS:HA	1:155:A:LYS:HG2	12	0.19

Continued on next page...

Continued from previous page...

Key	Atom-1	Atom-2	Model ID	Violation (Å)
(1,244)	1:123:A:GLN:HA	1:123:A:GLN:HB2	1	0.19
(1,244)	1:123:A:GLN:HA	1:123:A:GLN:HB2	4	0.19
(1,244)	1:123:A:GLN:HA	1:123:A:GLN:HB2	5	0.19
(1,244)	1:123:A:GLN:HA	1:123:A:GLN:HB2	6	0.19
(1,244)	1:123:A:GLN:HA	1:123:A:GLN:HB2	14	0.19
(1,244)	1:123:A:GLN:HA	1:123:A:GLN:HB2	17	0.19
(1,238)	1:91:A:LYS:HA	1:91:A:LYS:HD3	14	0.19
(1,235)	1:62:A:GLN:HA	1:62:A:GLN:HB2	3	0.19
(1,235)	1:62:A:GLN:HA	1:62:A:GLN:HB2	5	0.19
(1,235)	1:62:A:GLN:HA	1:62:A:GLN:HB2	6	0.19
(1,235)	1:62:A:GLN:HA	1:62:A:GLN:HB2	7	0.19
(1,235)	1:62:A:GLN:HA	1:62:A:GLN:HB2	8	0.19
(1,235)	1:62:A:GLN:HA	1:62:A:GLN:HB2	9	0.19
(1,235)	1:62:A:GLN:HA	1:62:A:GLN:HB2	10	0.19
(1,235)	1:62:A:GLN:HA	1:62:A:GLN:HB2	11	0.19
(1,235)	1:62:A:GLN:HA	1:62:A:GLN:HB2	12	0.19
(1,235)	1:62:A:GLN:HA	1:62:A:GLN:HB2	13	0.19
(1,235)	1:62:A:GLN:HA	1:62:A:GLN:HB2	14	0.19
(1,235)	1:62:A:GLN:HA	1:62:A:GLN:HB2	15	0.19
(1,235)	1:62:A:GLN:HA	1:62:A:GLN:HB2	16	0.19
(1,235)	1:62:A:GLN:HA	1:62:A:GLN:HB2	17	0.19
(1,235)	1:62:A:GLN:HA	1:62:A:GLN:HB2	18	0.19
(1,235)	1:62:A:GLN:HA	1:62:A:GLN:HB2	19	0.19
(1,235)	1:62:A:GLN:HA	1:62:A:GLN:HB2	20	0.19
(1,222)	1:61:A:ASN:HA	1:61:A:ASN:HB2	15	0.19
(1,162)	2:201:A:MQO:HA1	1:81:A:TRP:HH2	3	0.19
(1,162)	2:201:A:MQO:HA1	1:81:A:TRP:HH2	6	0.19
(1,162)	2:201:A:MQO:HA1	1:81:A:TRP:HH2	15	0.19
(1,86)	1:65:A:TYR:HE1	1:165:A:PRO:HD3	1	0.19
(1,86)	1:65:A:TYR:HE1	1:165:A:PRO:HD3	9	0.19
(1,83)	1:65:A:TYR:HD1	1:164:A:LEU:HD21	2	0.19
(1,83)	1:65:A:TYR:HD1	1:164:A:LEU:HD21	3	0.19
(1,83)	1:65:A:TYR:HD1	1:164:A:LEU:HD21	4	0.19
(1,83)	1:65:A:TYR:HD1	1:164:A:LEU:HD21	7	0.19
(1,83)	1:65:A:TYR:HD1	1:164:A:LEU:HD21	12	0.19
(1,83)	1:65:A:TYR:HD1	1:164:A:LEU:HD21	13	0.19
(1,83)	1:65:A:TYR:HD1	1:164:A:LEU:HD21	16	0.19
(1,83)	1:65:A:TYR:HD1	1:164:A:LEU:HD21	18	0.19
(1,82)	1:65:A:TYR:HD1	1:69:A:VAL:HG21	9	0.19
(1,52)	1:154:A:GLU:HB3	1:133:A:PHE:HD2	3	0.19
(1,52)	1:154:A:GLU:HB3	1:133:A:PHE:HD2	10	0.19
(1,52)	1:154:A:GLU:HB3	1:133:A:PHE:HD2	17	0.19

Continued on next page...

Continued from previous page...

Key	Atom-1	Atom-2	Model ID	Violation (Å)
(2,116)	1:139:A:TYR:HH	1:96:A:ASP:OD1	11	0.18
(2,116)	1:139:A:TYR:HH	1:96:A:ASP:OD1	14	0.18
(1,2460)	1:75:A:TRP:H	1:74:A:LEU:HD11	15	0.18
(1,2460)	1:75:A:TRP:H	1:74:A:LEU:HD11	18	0.18
(1,2460)	1:75:A:TRP:H	1:74:A:LEU:HD11	20	0.18
(1,2299)	1:149:A:MET:H	1:149:A:MET:HB3	13	0.18
(1,2299)	1:149:A:MET:H	1:149:A:MET:HB3	14	0.18
(1,2299)	1:149:A:MET:H	1:149:A:MET:HB3	15	0.18
(1,2299)	1:149:A:MET:H	1:149:A:MET:HB3	19	0.18
(1,2154)	1:66:A:LEU:H	1:66:A:LEU:HD21	3	0.18
(1,2154)	1:66:A:LEU:H	1:66:A:LEU:HD21	13	0.18
(1,2154)	1:66:A:LEU:H	1:66:A:LEU:HD21	14	0.18
(1,2145)	1:152:A:ALA:H	1:152:A:ALA:HB1	13	0.18
(1,2113)	1:154:A:GLU:H	1:153:A:LEU:HB3	9	0.18
(1,2113)	1:154:A:GLU:H	1:153:A:LEU:HB3	15	0.18
(1,2113)	1:154:A:GLU:H	1:153:A:LEU:HB3	16	0.18
(1,2113)	1:154:A:GLU:H	1:153:A:LEU:HB3	17	0.18
(1,2113)	1:154:A:GLU:H	1:153:A:LEU:HB3	19	0.18
(1,2100)	1:144:A:ASP:H	1:146:A:ILE:HG21	1	0.18
(1,2100)	1:144:A:ASP:H	1:146:A:ILE:HG21	15	0.18
(1,2100)	1:144:A:ASP:H	1:146:A:ILE:HG21	17	0.18
(1,2020)	1:73:A:THR:H	1:74:A:LEU:HG	6	0.18
(1,1963)	1:163:A:GLU:H	1:161:A:ILE:HG12	5	0.18
(1,1963)	1:163:A:GLU:H	1:161:A:ILE:HG12	8	0.18
(1,1963)	1:163:A:GLU:H	1:161:A:ILE:HG12	12	0.18
(1,1963)	1:163:A:GLU:H	1:161:A:ILE:HG12	13	0.18
(1,1963)	1:163:A:GLU:H	1:161:A:ILE:HG12	14	0.18
(1,1963)	1:163:A:GLU:H	1:161:A:ILE:HG12	19	0.18
(1,1884)	1:70:A:VAL:H	1:70:A:VAL:HG21	2	0.18
(1,1884)	1:70:A:VAL:H	1:70:A:VAL:HG21	4	0.18
(1,1884)	1:70:A:VAL:H	1:70:A:VAL:HG21	6	0.18
(1,1884)	1:70:A:VAL:H	1:70:A:VAL:HG21	7	0.18
(1,1884)	1:70:A:VAL:H	1:70:A:VAL:HG21	8	0.18
(1,1884)	1:70:A:VAL:H	1:70:A:VAL:HG21	11	0.18
(1,1884)	1:70:A:VAL:H	1:70:A:VAL:HG21	12	0.18
(1,1884)	1:70:A:VAL:H	1:70:A:VAL:HG21	13	0.18
(1,1884)	1:70:A:VAL:H	1:70:A:VAL:HG21	15	0.18
(1,1884)	1:70:A:VAL:H	1:70:A:VAL:HG21	17	0.18
(1,1884)	1:70:A:VAL:H	1:70:A:VAL:HG21	18	0.18
(1,1884)	1:70:A:VAL:H	1:70:A:VAL:HG21	19	0.18
(1,1884)	1:70:A:VAL:H	1:70:A:VAL:HG21	20	0.18
(1,1840)	1:164:A:LEU:H	1:163:A:GLU:HB3	6	0.18

Continued on next page...

Continued from previous page...

Key	Atom-1	Atom-2	Model ID	Violation (Å)
(1,1836)	1:164:A:LEU:H	1:164:A:LEU:HD11	17	0.18
(1,1836)	1:164:A:LEU:H	1:164:A:LEU:HD11	19	0.18
(1,1818)	1:110:A:ILE:H	1:107:A:MET:HG2	9	0.18
(1,1818)	1:110:A:ILE:H	1:107:A:MET:HG2	17	0.18
(1,1778)	1:111:A:LYS:H	1:111:A:LYS:HD3	13	0.18
(1,1728)	1:66:A:LEU:HB2	1:122:A:ALA:HB1	16	0.18
(1,1705)	1:105:A:MET:HB3	1:110:A:ILE:HD11	3	0.18
(1,1705)	1:105:A:MET:HB3	1:110:A:ILE:HD11	10	0.18
(1,1705)	1:105:A:MET:HB3	1:110:A:ILE:HD11	12	0.18
(1,1705)	1:105:A:MET:HB3	1:110:A:ILE:HD11	13	0.18
(1,1705)	1:105:A:MET:HB3	1:110:A:ILE:HD11	19	0.18
(1,1699)	1:129:A:PHE:HZ	1:110:A:ILE:HD11	4	0.18
(1,1699)	1:129:A:PHE:HZ	1:110:A:ILE:HD11	7	0.18
(1,1686)	1:65:A:TYR:HE1	1:161:A:ILE:HD11	2	0.18
(1,1686)	1:65:A:TYR:HE1	1:161:A:ILE:HD11	5	0.18
(1,1686)	1:65:A:TYR:HE1	1:161:A:ILE:HD11	9	0.18
(1,1674)	1:82:A:PRO:HA	1:82:A:PRO:HG2	6	0.18
(1,1674)	1:82:A:PRO:HA	1:82:A:PRO:HG2	18	0.18
(1,1671)	1:105:A:MET:HB2	1:105:A:MET:HE1	3	0.18
(1,1658)	1:132:A:MET:HE1	1:83:A:PHE:HB3	2	0.18
(1,1637)	1:101:A:ILE:HG21	1:138:A:ILE:HG21	1	0.18
(1,1637)	1:101:A:ILE:HG21	1:138:A:ILE:HG21	3	0.18
(1,1637)	1:101:A:ILE:HG21	1:138:A:ILE:HG21	6	0.18
(1,1637)	1:101:A:ILE:HG21	1:138:A:ILE:HG21	10	0.18
(1,1637)	1:101:A:ILE:HG21	1:138:A:ILE:HG21	11	0.18
(1,1636)	1:102:A:LYS:HG2	1:138:A:ILE:HG21	14	0.18
(1,1634)	1:139:A:TYR:HB3	1:138:A:ILE:HG21	18	0.18
(1,1626)	1:150:A:ALA:HB1	1:150:A:ALA:HA	19	0.18
(1,1621)	1:81:A:TRP:HZ2	1:146:A:ILE:HB	6	0.18
(1,1621)	1:81:A:TRP:HZ2	1:146:A:ILE:HB	11	0.18
(1,1611)	1:91:A:LYS:HG3	1:90:A:VAL:HG21	10	0.18
(1,1606)	1:80:A:ALA:HB1	1:84:A:GLN:HG2	14	0.18
(1,1606)	1:80:A:ALA:HB1	1:84:A:GLN:HG2	17	0.18
(1,1602)	1:80:A:ALA:HB1	1:77:A:HIS:HB2	2	0.18
(1,1602)	1:80:A:ALA:HB1	1:77:A:HIS:HB2	4	0.18
(1,1602)	1:80:A:ALA:HB1	1:77:A:HIS:HB2	9	0.18
(1,1602)	1:80:A:ALA:HB1	1:77:A:HIS:HB2	18	0.18
(1,1595)	1:105:A:MET:HE1	1:109:A:THR:HG21	1	0.18
(1,1595)	1:105:A:MET:HE1	1:109:A:THR:HG21	2	0.18
(1,1595)	1:105:A:MET:HE1	1:109:A:THR:HG21	8	0.18
(1,1595)	1:105:A:MET:HE1	1:109:A:THR:HG21	16	0.18
(1,1591)	1:105:A:MET:HA	1:109:A:THR:HG21	5	0.18

Continued on next page...

Continued from previous page...

Key	Atom-1	Atom-2	Model ID	Violation (Å)
(1,1591)	1:105:A:MET:HA	1:109:A:THR:HG21	12	0.18
(1,1589)	1:70:A:VAL:HA	1:73:A:THR:HG21	3	0.18
(1,1589)	1:70:A:VAL:HA	1:73:A:THR:HG21	6	0.18
(1,1589)	1:70:A:VAL:HA	1:73:A:THR:HG21	14	0.18
(1,1588)	1:74:A:LEU:HG	1:73:A:THR:HG21	1	0.18
(1,1588)	1:74:A:LEU:HG	1:73:A:THR:HG21	15	0.18
(1,1588)	1:74:A:LEU:HG	1:73:A:THR:HG21	16	0.18
(1,1588)	1:74:A:LEU:HG	1:73:A:THR:HG21	17	0.18
(1,1588)	1:74:A:LEU:HG	1:73:A:THR:HG21	18	0.18
(1,1564)	1:131:A:THR:HG21	1:105:A:MET:HA	6	0.18
(1,1564)	1:131:A:THR:HG21	1:105:A:MET:HA	7	0.18
(1,1564)	1:131:A:THR:HG21	1:105:A:MET:HA	8	0.18
(1,1564)	1:131:A:THR:HG21	1:105:A:MET:HA	16	0.18
(1,1560)	1:160:A:LYS:HD3	1:156:A:LEU:HD21	1	0.18
(1,1560)	1:160:A:LYS:HD3	1:156:A:LEU:HD21	2	0.18
(1,1560)	1:160:A:LYS:HD3	1:156:A:LEU:HD21	7	0.18
(1,1560)	1:160:A:LYS:HD3	1:156:A:LEU:HD21	11	0.18
(1,1560)	1:160:A:LYS:HD3	1:156:A:LEU:HD21	12	0.18
(1,1560)	1:160:A:LYS:HD3	1:156:A:LEU:HD21	14	0.18
(1,1560)	1:160:A:LYS:HD3	1:156:A:LEU:HD21	17	0.18
(1,1543)	1:155:A:LYS:HE3	1:155:A:LYS:HG3	13	0.18
(1,1541)	1:63:A:LEU:HD11	1:114:A:LEU:HD21	1	0.18
(1,1541)	1:63:A:LEU:HD11	1:114:A:LEU:HD21	9	0.18
(1,1541)	1:63:A:LEU:HD11	1:114:A:LEU:HD21	12	0.18
(1,1541)	1:63:A:LEU:HD11	1:114:A:LEU:HD21	15	0.18
(1,1538)	1:125:A:CYS:HB3	1:63:A:LEU:HD11	15	0.18
(1,1531)	1:63:A:LEU:HD11	1:122:A:ALA:HA	10	0.18
(1,1531)	1:63:A:LEU:HD11	1:122:A:ALA:HA	11	0.18
(1,1527)	1:164:A:LEU:HD11	1:62:A:GLN:HB3	7	0.18
(1,1524)	1:164:A:LEU:HD11	1:62:A:GLN:HG3	13	0.18
(1,1506)	1:137:A:TYR:HD1	1:147:A:VAL:HG11	7	0.18
(1,1501)	1:147:A:VAL:HG11	1:144:A:ASP:HA	3	0.18
(1,1501)	1:147:A:VAL:HG11	1:144:A:ASP:HA	4	0.18
(1,1501)	1:147:A:VAL:HG11	1:144:A:ASP:HA	5	0.18
(1,1501)	1:147:A:VAL:HG11	1:144:A:ASP:HA	16	0.18
(1,1501)	1:147:A:VAL:HG11	1:144:A:ASP:HA	17	0.18
(1,1449)	1:83:A:PHE:HE2	1:146:A:ILE:HG13	6	0.18
(1,1435)	1:86:A:PRO:HD3	1:85:A:GLN:HB2	9	0.18
(1,1383)	1:86:A:PRO:HD3	1:85:A:GLN:HG3	14	0.18
(1,1347)	1:138:A:ILE:HB	1:138:A:ILE:HA	18	0.18
(1,1329)	1:99:A:LYS:HD3	1:96:A:ASP:HB3	6	0.18
(1,1303)	1:117:A:ASN:HB2	1:58:A:ARG:HB2	4	0.18

Continued on next page...

Continued from previous page...

Key	Atom-1	Atom-2	Model ID	Violation (Å)
(1,1300)	1:58:A:ARG:HA	1:58:A:ARG:HD2	2	0.18
(1,1269)	1:94:A:LEU:HD21	1:94:A:LEU:HD11	10	0.18
(1,1269)	1:94:A:LEU:HD21	1:94:A:LEU:HD11	11	0.18
(1,1269)	1:94:A:LEU:HD21	1:94:A:LEU:HD11	13	0.18
(1,1269)	1:94:A:LEU:HD21	1:94:A:LEU:HD11	16	0.18
(1,1247)	1:141:A:LYS:HB2	1:141:A:LYS:HA	2	0.18
(1,1247)	1:141:A:LYS:HB2	1:141:A:LYS:HA	6	0.18
(1,1247)	1:141:A:LYS:HB2	1:141:A:LYS:HA	10	0.18
(1,1247)	1:141:A:LYS:HB2	1:141:A:LYS:HA	18	0.18
(1,1247)	1:141:A:LYS:HB2	1:141:A:LYS:HA	20	0.18
(1,1234)	1:94:A:LEU:HD11	1:92:A:LEU:HD11	7	0.18
(1,1233)	1:87:A:VAL:HG11	1:92:A:LEU:HD11	4	0.18
(1,1233)	1:87:A:VAL:HG11	1:92:A:LEU:HD11	11	0.18
(1,1229)	1:92:A:LEU:HD11	1:87:A:VAL:HA	6	0.18
(1,1194)	1:115:A:GLU:HB2	1:67:A:LEU:HD21	17	0.18
(1,1138)	2:201:A:MGO:HAJ	1:146:A:ILE:HD11	4	0.18
(1,1138)	2:201:A:MGO:HAJ	1:146:A:ILE:HD11	11	0.18
(1,1138)	2:201:A:MGO:HAJ	1:146:A:ILE:HD11	14	0.18
(1,1127)	1:146:A:ILE:HA	1:146:A:ILE:HG21	1	0.18
(1,1127)	1:146:A:ILE:HA	1:146:A:ILE:HG21	16	0.18
(1,1121)	1:83:A:PHE:HE1	1:146:A:ILE:HA	11	0.18
(1,1113)	1:129:A:PHE:HD1	1:125:A:CYS:HA	1	0.18
(1,1113)	1:129:A:PHE:HD1	1:125:A:CYS:HA	18	0.18
(1,1112)	1:158:A:LEU:H	1:157:A:PHE:HA	1	0.18
(1,1112)	1:158:A:LEU:H	1:157:A:PHE:HA	4	0.18
(1,1112)	1:158:A:LEU:H	1:157:A:PHE:HA	5	0.18
(1,1112)	1:158:A:LEU:H	1:157:A:PHE:HA	6	0.18
(1,1112)	1:158:A:LEU:H	1:157:A:PHE:HA	8	0.18
(1,1112)	1:158:A:LEU:H	1:157:A:PHE:HA	9	0.18
(1,1112)	1:158:A:LEU:H	1:157:A:PHE:HA	10	0.18
(1,1112)	1:158:A:LEU:H	1:157:A:PHE:HA	11	0.18
(1,1112)	1:158:A:LEU:H	1:157:A:PHE:HA	12	0.18
(1,1112)	1:158:A:LEU:H	1:157:A:PHE:HA	13	0.18
(1,1112)	1:158:A:LEU:H	1:157:A:PHE:HA	16	0.18
(1,1112)	1:158:A:LEU:H	1:157:A:PHE:HA	17	0.18
(1,1112)	1:158:A:LEU:H	1:157:A:PHE:HA	20	0.18
(1,1082)	1:100:A:ILE:HG21	1:97:A:TYR:HA	4	0.18
(1,1082)	1:100:A:ILE:HG21	1:97:A:TYR:HA	6	0.18
(1,1082)	1:100:A:ILE:HG21	1:97:A:TYR:HA	20	0.18
(1,1051)	1:59:A:GLN:HA	1:60:A:THR:HA	9	0.18
(1,1051)	1:59:A:GLN:HA	1:60:A:THR:HA	13	0.18
(1,1051)	1:59:A:GLN:HA	1:60:A:THR:HA	14	0.18

Continued on next page...

Continued from previous page...

Key	Atom-1	Atom-2	Model ID	Violation (Å)
(1,1051)	1:59:A:GLN:HA	1:60:A:THR:HA	15	0.18
(1,1049)	1:63:A:LEU:HB3	1:60:A:THR:HA	11	0.18
(1,1049)	1:63:A:LEU:HB3	1:60:A:THR:HA	12	0.18
(1,1049)	1:63:A:LEU:HB3	1:60:A:THR:HA	20	0.18
(1,1036)	1:128:A:ASP:HB2	1:110:A:ILE:HG21	8	0.18
(1,1035)	1:107:A:MET:HB3	1:110:A:ILE:HG21	10	0.18
(1,1035)	1:107:A:MET:HB3	1:110:A:ILE:HG21	15	0.18
(1,1035)	1:107:A:MET:HB3	1:110:A:ILE:HG21	19	0.18
(1,1025)	1:160:A:LYS:HE3	1:69:A:VAL:HG21	3	0.18
(1,1025)	1:160:A:LYS:HE3	1:69:A:VAL:HG21	7	0.18
(1,1025)	1:160:A:LYS:HE3	1:69:A:VAL:HG21	9	0.18
(1,1025)	1:160:A:LYS:HE3	1:69:A:VAL:HG21	10	0.18
(1,1025)	1:160:A:LYS:HE3	1:69:A:VAL:HG21	17	0.18
(1,1025)	1:160:A:LYS:HE3	1:69:A:VAL:HG21	18	0.18
(1,1022)	1:160:A:LYS:HB2	1:69:A:VAL:HG21	4	0.18
(1,1022)	1:160:A:LYS:HB2	1:69:A:VAL:HG21	9	0.18
(1,1004)	1:160:A:LYS:HA	1:160:A:LYS:HE2	8	0.18
(1,1004)	1:160:A:LYS:HA	1:160:A:LYS:HE2	9	0.18
(1,993)	1:168:A:GLU:HB3	1:168:A:GLU:HG3	1	0.18
(1,993)	1:168:A:GLU:HB3	1:168:A:GLU:HG3	7	0.18
(1,993)	1:168:A:GLU:HB3	1:168:A:GLU:HG3	9	0.18
(1,963)	1:156:A:LEU:HA	1:159:A:GLN:HG2	7	0.18
(1,950)	1:157:A:PHE:HA	1:154:A:GLU:HA	15	0.18
(1,950)	1:157:A:PHE:HA	1:154:A:GLU:HA	20	0.18
(1,920)	1:133:A:PHE:HA	1:136:A:CYS:HB3	3	0.18
(1,920)	1:133:A:PHE:HA	1:136:A:CYS:HB3	10	0.18
(1,920)	1:133:A:PHE:HA	1:136:A:CYS:HB3	14	0.18
(1,920)	1:133:A:PHE:HA	1:136:A:CYS:HB3	15	0.18
(1,903)	1:124:A:GLU:HA	1:127:A:GLN:HG3	7	0.18
(1,890)	1:124:A:GLU:HG3	1:124:A:GLU:HA	12	0.18
(1,890)	1:124:A:GLU:HG3	1:124:A:GLU:HA	15	0.18
(1,890)	1:124:A:GLU:HG3	1:124:A:GLU:HA	17	0.18
(1,856)	1:102:A:LYS:HA	1:102:A:LYS:HG2	15	0.18
(1,852)	1:99:A:LYS:HA	1:99:A:LYS:HE3	18	0.18
(1,836)	1:76:A:LYS:HE3	1:76:A:LYS:HG3	10	0.18
(1,813)	1:68:A:ARG:HD3	1:68:A:ARG:HG2	10	0.18
(1,809)	1:64:A:GLN:HG3	1:61:A:ASN:HA	11	0.18
(1,796)	1:64:A:GLN:HG2	1:61:A:ASN:HA	9	0.18
(1,760)	1:62:A:GLN:HA	1:62:A:GLN:HG2	6	0.18
(1,757)	1:122:A:ALA:HB1	1:62:A:GLN:HG2	15	0.18
(1,756)	1:122:A:ALA:HB1	1:62:A:GLN:HG3	4	0.18
(1,756)	1:122:A:ALA:HB1	1:62:A:GLN:HG3	8	0.18

Continued on next page...

Continued from previous page...

Key	Atom-1	Atom-2	Model ID	Violation (Å)
(1,754)	1:84:A:GLN:HA	1:107:A:MET:HB3	5	0.18
(1,754)	1:84:A:GLN:HA	1:107:A:MET:HB3	6	0.18
(1,754)	1:84:A:GLN:HA	1:107:A:MET:HB3	10	0.18
(1,754)	1:84:A:GLN:HA	1:107:A:MET:HB3	19	0.18
(1,754)	1:84:A:GLN:HA	1:107:A:MET:HB3	20	0.18
(1,737)	1:63:A:LEU:HD21	1:121:A:ASN:HA	6	0.18
(1,737)	1:63:A:LEU:HD21	1:121:A:ASN:HA	7	0.18
(1,737)	1:63:A:LEU:HD21	1:121:A:ASN:HA	8	0.18
(1,736)	1:63:A:LEU:HD11	1:121:A:ASN:HA	2	0.18
(1,736)	1:63:A:LEU:HD11	1:121:A:ASN:HA	4	0.18
(1,736)	1:63:A:LEU:HD11	1:121:A:ASN:HA	7	0.18
(1,736)	1:63:A:LEU:HD11	1:121:A:ASN:HA	18	0.18
(1,720)	1:62:A:GLN:HA	1:165:A:PRO:HD3	16	0.18
(1,681)	1:71:A:LEU:HD11	1:75:A:TRP:HB3	1	0.18
(1,677)	1:63:A:LEU:HD21	1:119:A:TYR:HA	19	0.18
(1,661)	1:164:A:LEU:HD21	1:62:A:GLN:HA	6	0.18
(1,646)	1:102:A:LYS:HB3	1:103:A:THR:HG21	1	0.18
(1,646)	1:102:A:LYS:HB3	1:103:A:THR:HG21	14	0.18
(1,634)	1:70:A:VAL:HG11	1:73:A:THR:HB	6	0.18
(1,634)	1:70:A:VAL:HG11	1:73:A:THR:HB	7	0.18
(1,634)	1:70:A:VAL:HG11	1:73:A:THR:HB	10	0.18
(1,627)	1:137:A:TYR:HB3	1:134:A:THR:HA	1	0.18
(1,627)	1:137:A:TYR:HB3	1:134:A:THR:HA	6	0.18
(1,627)	1:137:A:TYR:HB3	1:134:A:THR:HA	11	0.18
(1,627)	1:137:A:TYR:HB3	1:134:A:THR:HA	16	0.18
(1,610)	1:164:A:LEU:HD21	1:164:A:LEU:HB3	10	0.18
(1,556)	1:111:A:LYS:HA	1:71:A:LEU:HD21	13	0.18
(1,556)	1:111:A:LYS:HA	1:71:A:LEU:HD21	14	0.18
(1,556)	1:111:A:LYS:HA	1:71:A:LEU:HD21	17	0.18
(1,545)	1:71:A:LEU:HD11	1:110:A:ILE:HG21	1	0.18
(1,545)	1:71:A:LEU:HD11	1:110:A:ILE:HG21	15	0.18
(1,492)	1:66:A:LEU:HG	1:161:A:ILE:HG21	6	0.18
(1,492)	1:66:A:LEU:HG	1:161:A:ILE:HG21	8	0.18
(1,492)	1:66:A:LEU:HG	1:161:A:ILE:HG21	16	0.18
(1,492)	1:66:A:LEU:HG	1:161:A:ILE:HG21	17	0.18
(1,479)	1:69:A:VAL:HG11	1:68:A:ARG:HG3	6	0.18
(1,468)	1:151:A:GLU:HA	1:150:A:ALA:HB1	10	0.18
(1,450)	1:119:A:TYR:HE2	1:119:A:TYR:HB3	9	0.18
(1,450)	1:119:A:TYR:HE2	1:119:A:TYR:HB3	10	0.18
(1,450)	1:119:A:TYR:HE2	1:119:A:TYR:HB3	12	0.18
(1,450)	1:119:A:TYR:HE2	1:119:A:TYR:HB3	13	0.18
(1,450)	1:119:A:TYR:HE2	1:119:A:TYR:HB3	20	0.18

Continued on next page...

Continued from previous page...

Key	Atom-1	Atom-2	Model ID	Violation (Å)
(1,434)	1:100:A:ILE:HB	1:101:A:ILE:HD11	2	0.18
(1,427)	1:90:A:VAL:HB	1:90:A:VAL:HG21	6	0.18
(1,427)	1:90:A:VAL:HB	1:90:A:VAL:HG21	9	0.18
(1,427)	1:90:A:VAL:HB	1:90:A:VAL:HG21	12	0.18
(1,427)	1:90:A:VAL:HB	1:90:A:VAL:HG21	13	0.18
(1,427)	1:90:A:VAL:HB	1:90:A:VAL:HG21	14	0.18
(1,427)	1:90:A:VAL:HB	1:90:A:VAL:HG21	16	0.18
(1,427)	1:90:A:VAL:HB	1:90:A:VAL:HG21	20	0.18
(1,389)	1:126:A:ILE:HG12	1:161:A:ILE:HD11	14	0.18
(1,316)	1:54:A:ASN:HB3	1:54:A:ASN:HA	4	0.18
(1,316)	1:54:A:ASN:HB3	1:54:A:ASN:HA	5	0.18
(1,316)	1:54:A:ASN:HB3	1:54:A:ASN:HA	8	0.18
(1,316)	1:54:A:ASN:HB3	1:54:A:ASN:HA	13	0.18
(1,316)	1:54:A:ASN:HB3	1:54:A:ASN:HA	16	0.18
(1,316)	1:54:A:ASN:HB3	1:54:A:ASN:HA	20	0.18
(1,308)	1:153:A:LEU:HD11	1:80:A:ALA:HA	3	0.18
(1,308)	1:153:A:LEU:HD11	1:80:A:ALA:HA	7	0.18
(1,295)	1:71:A:LEU:HD11	1:71:A:LEU:HA	6	0.18
(1,295)	1:71:A:LEU:HD11	1:71:A:LEU:HA	9	0.18
(1,295)	1:71:A:LEU:HD11	1:71:A:LEU:HA	10	0.18
(1,295)	1:71:A:LEU:HD11	1:71:A:LEU:HA	13	0.18
(1,295)	1:71:A:LEU:HD11	1:71:A:LEU:HA	16	0.18
(1,295)	1:71:A:LEU:HD11	1:71:A:LEU:HA	18	0.18
(1,295)	1:71:A:LEU:HD11	1:71:A:LEU:HA	20	0.18
(1,282)	1:69:A:VAL:HG11	1:65:A:TYR:HA	3	0.18
(1,282)	1:69:A:VAL:HG11	1:65:A:TYR:HA	12	0.18
(1,276)	1:101:A:ILE:HG21	1:104:A:PRO:HA	2	0.18
(1,276)	1:101:A:ILE:HG21	1:104:A:PRO:HA	3	0.18
(1,258)	1:91:A:LYS:HA	1:90:A:VAL:HG21	13	0.18
(1,256)	1:128:A:ASP:HA	1:131:A:THR:HG21	3	0.18
(1,256)	1:128:A:ASP:HA	1:131:A:THR:HG21	14	0.18
(1,256)	1:128:A:ASP:HA	1:131:A:THR:HG21	17	0.18
(1,256)	1:128:A:ASP:HA	1:131:A:THR:HG21	20	0.18
(1,255)	1:71:A:LEU:HA	1:70:A:VAL:HG11	3	0.18
(1,255)	1:71:A:LEU:HA	1:70:A:VAL:HG11	7	0.18
(1,255)	1:71:A:LEU:HA	1:70:A:VAL:HG11	14	0.18
(1,254)	1:73:A:THR:HB	1:156:A:LEU:HD21	2	0.18
(1,254)	1:73:A:THR:HB	1:156:A:LEU:HD21	3	0.18
(1,253)	1:63:A:LEU:HA	1:114:A:LEU:HD21	14	0.18
(1,247)	1:155:A:LYS:HA	1:155:A:LYS:HG2	9	0.18
(1,244)	1:123:A:GLN:HA	1:123:A:GLN:HB2	7	0.18
(1,244)	1:123:A:GLN:HA	1:123:A:GLN:HB2	9	0.18

Continued on next page...

Continued from previous page...

Key	Atom-1	Atom-2	Model ID	Violation (Å)
(1,244)	1:123:A:GLN:HA	1:123:A:GLN:HB2	11	0.18
(1,244)	1:123:A:GLN:HA	1:123:A:GLN:HB2	13	0.18
(1,244)	1:123:A:GLN:HA	1:123:A:GLN:HB2	18	0.18
(1,236)	1:112:A:LYS:HA	1:112:A:LYS:HD3	12	0.18
(1,235)	1:62:A:GLN:HA	1:62:A:GLN:HB2	2	0.18
(1,222)	1:61:A:ASN:HA	1:61:A:ASN:HB2	2	0.18
(1,222)	1:61:A:ASN:HA	1:61:A:ASN:HB2	3	0.18
(1,190)	1:137:A:TYR:HD1	1:137:A:TYR:HB3	2	0.18
(1,190)	1:137:A:TYR:HD1	1:137:A:TYR:HB3	3	0.18
(1,190)	1:137:A:TYR:HD1	1:137:A:TYR:HB3	13	0.18
(1,190)	1:137:A:TYR:HD1	1:137:A:TYR:HB3	18	0.18
(1,162)	2:201:A:MGO:HA1	1:81:A:TRP:HH2	9	0.18
(1,162)	2:201:A:MGO:HA1	1:81:A:TRP:HH2	14	0.18
(1,86)	1:65:A:TYR:HE1	1:165:A:PRO:HD3	18	0.18
(1,83)	1:65:A:TYR:HD1	1:164:A:LEU:HD21	6	0.18
(1,83)	1:65:A:TYR:HD1	1:164:A:LEU:HD21	8	0.18
(1,83)	1:65:A:TYR:HD1	1:164:A:LEU:HD21	9	0.18
(1,83)	1:65:A:TYR:HD1	1:164:A:LEU:HD21	10	0.18
(1,83)	1:65:A:TYR:HD1	1:164:A:LEU:HD21	15	0.18
(1,83)	1:65:A:TYR:HD1	1:164:A:LEU:HD21	17	0.18
(1,83)	1:65:A:TYR:HD1	1:164:A:LEU:HD21	20	0.18
(1,52)	1:154:A:GLU:HB3	1:133:A:PHE:HD2	5	0.18
(1,2641)	1:85:A:GLN:HE21	1:85:A:GLN:HG2	11	0.17
(1,2523)	1:130:A:ASN:H	1:127:A:GLN:HB3	4	0.17
(1,2476)	1:151:A:GLU:H	1:151:A:GLU:HG2	10	0.17
(1,2476)	1:151:A:GLU:H	1:151:A:GLU:HG2	13	0.17
(1,2476)	1:151:A:GLU:H	1:151:A:GLU:HG2	18	0.17
(1,2460)	1:75:A:TRP:H	1:74:A:LEU:HD11	12	0.17
(1,2342)	1:64:A:GLN:H	1:63:A:LEU:HD11	4	0.17
(1,2342)	1:64:A:GLN:H	1:63:A:LEU:HD11	7	0.17
(1,2299)	1:149:A:MET:H	1:149:A:MET:HB3	3	0.17
(1,2299)	1:149:A:MET:H	1:149:A:MET:HB3	4	0.17
(1,2299)	1:149:A:MET:H	1:149:A:MET:HB3	10	0.17
(1,2299)	1:149:A:MET:H	1:149:A:MET:HB3	11	0.17
(1,2299)	1:149:A:MET:H	1:149:A:MET:HB3	16	0.17
(1,2299)	1:149:A:MET:H	1:149:A:MET:HB3	20	0.17
(1,2274)	1:135:A:ASN:H	1:131:A:THR:HG21	15	0.17
(1,2250)	1:141:A:LYS:H	1:141:A:LYS:HG3	12	0.17
(1,2245)	1:129:A:PHE:H	1:127:A:GLN:HB3	2	0.17
(1,2238)	1:148:A:LEU:H	1:147:A:VAL:HB	7	0.17
(1,2238)	1:148:A:LEU:H	1:147:A:VAL:HB	17	0.17
(1,2238)	1:148:A:LEU:H	1:147:A:VAL:HB	19	0.17

Continued on next page...

Continued from previous page...

Key	Atom-1	Atom-2	Model ID	Violation (Å)
(1,2152)	1:79:A:PHE:H	1:78:A:GLN:HG2	1	0.17
(1,2145)	1:152:A:ALA:H	1:152:A:ALA:HB1	1	0.17
(1,2145)	1:152:A:ALA:H	1:152:A:ALA:HB1	3	0.17
(1,2145)	1:152:A:ALA:H	1:152:A:ALA:HB1	4	0.17
(1,2145)	1:152:A:ALA:H	1:152:A:ALA:HB1	5	0.17
(1,2145)	1:152:A:ALA:H	1:152:A:ALA:HB1	10	0.17
(1,2145)	1:152:A:ALA:H	1:152:A:ALA:HB1	11	0.17
(1,2100)	1:144:A:ASP:H	1:146:A:ILE:HG21	8	0.17
(1,2100)	1:144:A:ASP:H	1:146:A:ILE:HG21	9	0.17
(1,2100)	1:144:A:ASP:H	1:146:A:ILE:HG21	16	0.17
(1,2073)	1:167:A:GLU:H	1:167:A:GLU:HG3	1	0.17
(1,2073)	1:167:A:GLU:H	1:167:A:GLU:HG3	8	0.17
(1,2046)	1:168:A:GLU:H	1:168:A:GLU:HG3	7	0.17
(1,1963)	1:163:A:GLU:H	1:161:A:ILE:HG12	3	0.17
(1,1963)	1:163:A:GLU:H	1:161:A:ILE:HG12	4	0.17
(1,1963)	1:163:A:GLU:H	1:161:A:ILE:HG12	10	0.17
(1,1963)	1:163:A:GLU:H	1:161:A:ILE:HG12	16	0.17
(1,1963)	1:163:A:GLU:H	1:161:A:ILE:HG12	20	0.17
(1,1953)	1:127:A:GLN:H	1:127:A:GLN:HG3	9	0.17
(1,1894)	1:153:A:LEU:H	1:74:A:LEU:HD21	20	0.17
(1,1884)	1:70:A:VAL:H	1:70:A:VAL:HG21	1	0.17
(1,1884)	1:70:A:VAL:H	1:70:A:VAL:HG21	5	0.17
(1,1884)	1:70:A:VAL:H	1:70:A:VAL:HG21	9	0.17
(1,1884)	1:70:A:VAL:H	1:70:A:VAL:HG21	14	0.17
(1,1840)	1:164:A:LEU:H	1:163:A:GLU:HB3	5	0.17
(1,1840)	1:164:A:LEU:H	1:163:A:GLU:HB3	9	0.17
(1,1836)	1:164:A:LEU:H	1:164:A:LEU:HD11	2	0.17
(1,1836)	1:164:A:LEU:H	1:164:A:LEU:HD11	3	0.17
(1,1836)	1:164:A:LEU:H	1:164:A:LEU:HD11	11	0.17
(1,1836)	1:164:A:LEU:H	1:164:A:LEU:HD11	12	0.17
(1,1835)	1:131:A:THR:H	1:132:A:MET:HB3	7	0.17
(1,1835)	1:131:A:THR:H	1:132:A:MET:HB3	20	0.17
(1,1818)	1:110:A:ILE:H	1:107:A:MET:HG2	6	0.17
(1,1818)	1:110:A:ILE:H	1:107:A:MET:HG2	10	0.17
(1,1815)	1:77:A:HIS:H	1:76:A:LYS:HG2	11	0.17
(1,1778)	1:111:A:LYS:H	1:111:A:LYS:HD3	8	0.17
(1,1705)	1:105:A:MET:HB3	1:110:A:ILE:HD11	8	0.17
(1,1693)	1:100:A:ILE:HD11	1:96:A:ASP:HB3	20	0.17
(1,1686)	1:65:A:TYR:HE1	1:161:A:ILE:HD11	13	0.17
(1,1679)	1:161:A:ILE:HG21	1:126:A:ILE:HD11	8	0.17
(1,1679)	1:161:A:ILE:HG21	1:126:A:ILE:HD11	20	0.17
(1,1674)	1:82:A:PRO:HA	1:82:A:PRO:HG2	3	0.17

Continued on next page...

Continued from previous page...

Key	Atom-1	Atom-2	Model ID	Violation (Å)
(1,1674)	1:82:A:PRO:HA	1:82:A:PRO:HG2	11	0.17
(1,1674)	1:82:A:PRO:HA	1:82:A:PRO:HG2	12	0.17
(1,1674)	1:82:A:PRO:HA	1:82:A:PRO:HG2	15	0.17
(1,1674)	1:82:A:PRO:HA	1:82:A:PRO:HG2	17	0.17
(1,1671)	1:105:A:MET:HB2	1:105:A:MET:HE1	16	0.17
(1,1670)	1:128:A:ASP:HB2	1:105:A:MET:HE1	16	0.17
(1,1637)	1:101:A:ILE:HG21	1:138:A:ILE:HG21	4	0.17
(1,1637)	1:101:A:ILE:HG21	1:138:A:ILE:HG21	5	0.17
(1,1637)	1:101:A:ILE:HG21	1:138:A:ILE:HG21	7	0.17
(1,1637)	1:101:A:ILE:HG21	1:138:A:ILE:HG21	16	0.17
(1,1636)	1:102:A:LYS:HG2	1:138:A:ILE:HG21	7	0.17
(1,1626)	1:150:A:ALA:HB1	1:150:A:ALA:HA	1	0.17
(1,1626)	1:150:A:ALA:HB1	1:150:A:ALA:HA	2	0.17
(1,1626)	1:150:A:ALA:HB1	1:150:A:ALA:HA	3	0.17
(1,1626)	1:150:A:ALA:HB1	1:150:A:ALA:HA	4	0.17
(1,1626)	1:150:A:ALA:HB1	1:150:A:ALA:HA	5	0.17
(1,1626)	1:150:A:ALA:HB1	1:150:A:ALA:HA	6	0.17
(1,1626)	1:150:A:ALA:HB1	1:150:A:ALA:HA	7	0.17
(1,1626)	1:150:A:ALA:HB1	1:150:A:ALA:HA	8	0.17
(1,1626)	1:150:A:ALA:HB1	1:150:A:ALA:HA	9	0.17
(1,1626)	1:150:A:ALA:HB1	1:150:A:ALA:HA	10	0.17
(1,1626)	1:150:A:ALA:HB1	1:150:A:ALA:HA	11	0.17
(1,1626)	1:150:A:ALA:HB1	1:150:A:ALA:HA	12	0.17
(1,1626)	1:150:A:ALA:HB1	1:150:A:ALA:HA	13	0.17
(1,1626)	1:150:A:ALA:HB1	1:150:A:ALA:HA	14	0.17
(1,1626)	1:150:A:ALA:HB1	1:150:A:ALA:HA	15	0.17
(1,1626)	1:150:A:ALA:HB1	1:150:A:ALA:HA	16	0.17
(1,1626)	1:150:A:ALA:HB1	1:150:A:ALA:HA	17	0.17
(1,1626)	1:150:A:ALA:HB1	1:150:A:ALA:HA	18	0.17
(1,1626)	1:150:A:ALA:HB1	1:150:A:ALA:HA	20	0.17
(1,1611)	1:91:A:LYS:HG3	1:90:A:VAL:HG21	11	0.17
(1,1602)	1:80:A:ALA:HB1	1:77:A:HIS:HB2	3	0.17
(1,1602)	1:80:A:ALA:HB1	1:77:A:HIS:HB2	7	0.17
(1,1602)	1:80:A:ALA:HB1	1:77:A:HIS:HB2	11	0.17
(1,1602)	1:80:A:ALA:HB1	1:77:A:HIS:HB2	13	0.17
(1,1601)	1:80:A:ALA:HB1	1:75:A:TRP:HA	7	0.17
(1,1601)	1:80:A:ALA:HB1	1:75:A:TRP:HA	17	0.17
(1,1601)	1:80:A:ALA:HB1	1:75:A:TRP:HA	19	0.17
(1,1599)	1:65:A:TYR:HD1	1:69:A:VAL:HG11	14	0.17
(1,1591)	1:105:A:MET:HA	1:109:A:THR:HG21	1	0.17
(1,1591)	1:105:A:MET:HA	1:109:A:THR:HG21	10	0.17
(1,1591)	1:105:A:MET:HA	1:109:A:THR:HG21	16	0.17

Continued on next page...

Continued from previous page...

Key	Atom-1	Atom-2	Model ID	Violation (Å)
(1,1591)	1:105:A:MET:HA	1:109:A:THR:HG21	19	0.17
(1,1589)	1:70:A:VAL:HA	1:73:A:THR:HG21	1	0.17
(1,1589)	1:70:A:VAL:HA	1:73:A:THR:HG21	5	0.17
(1,1589)	1:70:A:VAL:HA	1:73:A:THR:HG21	7	0.17
(1,1589)	1:70:A:VAL:HA	1:73:A:THR:HG21	19	0.17
(1,1589)	1:70:A:VAL:HA	1:73:A:THR:HG21	20	0.17
(1,1588)	1:74:A:LEU:HG	1:73:A:THR:HG21	2	0.17
(1,1588)	1:74:A:LEU:HG	1:73:A:THR:HG21	7	0.17
(1,1588)	1:74:A:LEU:HG	1:73:A:THR:HG21	8	0.17
(1,1588)	1:74:A:LEU:HG	1:73:A:THR:HG21	10	0.17
(1,1588)	1:74:A:LEU:HG	1:73:A:THR:HG21	12	0.17
(1,1588)	1:74:A:LEU:HG	1:73:A:THR:HG21	14	0.17
(1,1588)	1:74:A:LEU:HG	1:73:A:THR:HG21	20	0.17
(1,1564)	1:131:A:THR:HG21	1:105:A:MET:HA	10	0.17
(1,1564)	1:131:A:THR:HG21	1:105:A:MET:HA	19	0.17
(1,1560)	1:160:A:LYS:HD3	1:156:A:LEU:HD21	5	0.17
(1,1560)	1:160:A:LYS:HD3	1:156:A:LEU:HD21	16	0.17
(1,1541)	1:63:A:LEU:HD11	1:114:A:LEU:HD21	19	0.17
(1,1538)	1:125:A:CYS:HB3	1:63:A:LEU:HD11	16	0.17
(1,1538)	1:125:A:CYS:HB3	1:63:A:LEU:HD11	17	0.17
(1,1538)	1:125:A:CYS:HB3	1:63:A:LEU:HD11	20	0.17
(1,1537)	1:63:A:LEU:HD11	1:58:A:ARG:HD2	1	0.17
(1,1531)	1:63:A:LEU:HD11	1:122:A:ALA:HA	20	0.17
(1,1527)	1:164:A:LEU:HD11	1:62:A:GLN:HB3	8	0.17
(1,1527)	1:164:A:LEU:HD11	1:62:A:GLN:HB3	10	0.17
(1,1527)	1:164:A:LEU:HD11	1:62:A:GLN:HB3	13	0.17
(1,1527)	1:164:A:LEU:HD11	1:62:A:GLN:HB3	14	0.17
(1,1527)	1:164:A:LEU:HD11	1:62:A:GLN:HB3	16	0.17
(1,1527)	1:164:A:LEU:HD11	1:62:A:GLN:HB3	17	0.17
(1,1527)	1:164:A:LEU:HD11	1:62:A:GLN:HB3	18	0.17
(1,1524)	1:164:A:LEU:HD11	1:62:A:GLN:HG3	19	0.17
(1,1501)	1:147:A:VAL:HG11	1:144:A:ASP:HA	1	0.17
(1,1501)	1:147:A:VAL:HG11	1:144:A:ASP:HA	7	0.17
(1,1501)	1:147:A:VAL:HG11	1:144:A:ASP:HA	10	0.17
(1,1501)	1:147:A:VAL:HG11	1:144:A:ASP:HA	11	0.17
(1,1501)	1:147:A:VAL:HG11	1:144:A:ASP:HA	14	0.17
(1,1501)	1:147:A:VAL:HG11	1:144:A:ASP:HA	15	0.17
(1,1501)	1:147:A:VAL:HG11	1:144:A:ASP:HA	20	0.17
(1,1449)	1:83:A:PHE:HE2	1:146:A:ILE:HG13	3	0.17
(1,1449)	1:83:A:PHE:HE2	1:146:A:ILE:HG13	7	0.17
(1,1436)	1:86:A:PRO:HD2	1:85:A:GLN:HB2	18	0.17
(1,1407)	1:79:A:PHE:HD1	1:78:A:GLN:HA	5	0.17

Continued on next page...

Continued from previous page...

Key	Atom-1	Atom-2	Model ID	Violation (Å)
(1,1407)	1:79:A:PHE:HD1	1:78:A:GLN:HA	17	0.17
(1,1347)	1:138:A:ILE:HB	1:138:A:ILE:HA	2	0.17
(1,1347)	1:138:A:ILE:HB	1:138:A:ILE:HA	3	0.17
(1,1347)	1:138:A:ILE:HB	1:138:A:ILE:HA	5	0.17
(1,1347)	1:138:A:ILE:HB	1:138:A:ILE:HA	8	0.17
(1,1347)	1:138:A:ILE:HB	1:138:A:ILE:HA	9	0.17
(1,1347)	1:138:A:ILE:HB	1:138:A:ILE:HA	10	0.17
(1,1347)	1:138:A:ILE:HB	1:138:A:ILE:HA	14	0.17
(1,1347)	1:138:A:ILE:HB	1:138:A:ILE:HA	15	0.17
(1,1347)	1:138:A:ILE:HB	1:138:A:ILE:HA	16	0.17
(1,1347)	1:138:A:ILE:HB	1:138:A:ILE:HA	17	0.17
(1,1308)	1:113:A:ARG:HB2	1:113:A:ARG:HD3	4	0.17
(1,1308)	1:113:A:ARG:HB2	1:113:A:ARG:HD3	9	0.17
(1,1271)	1:89:A:ALA:HB1	1:94:A:LEU:HD11	3	0.17
(1,1271)	1:89:A:ALA:HB1	1:94:A:LEU:HD11	4	0.17
(1,1271)	1:89:A:ALA:HB1	1:94:A:LEU:HD11	5	0.17
(1,1271)	1:89:A:ALA:HB1	1:94:A:LEU:HD11	8	0.17
(1,1271)	1:89:A:ALA:HB1	1:94:A:LEU:HD11	12	0.17
(1,1271)	1:89:A:ALA:HB1	1:94:A:LEU:HD11	15	0.17
(1,1269)	1:94:A:LEU:HD21	1:94:A:LEU:HD11	19	0.17
(1,1269)	1:94:A:LEU:HD21	1:94:A:LEU:HD11	20	0.17
(1,1258)	1:99:A:LYS:HB3	1:96:A:ASP:HB2	6	0.17
(1,1248)	1:86:A:PRO:HD2	1:85:A:GLN:HA	13	0.17
(1,1247)	1:141:A:LYS:HB2	1:141:A:LYS:HA	4	0.17
(1,1247)	1:141:A:LYS:HB2	1:141:A:LYS:HA	5	0.17
(1,1247)	1:141:A:LYS:HB2	1:141:A:LYS:HA	7	0.17
(1,1247)	1:141:A:LYS:HB2	1:141:A:LYS:HA	8	0.17
(1,1247)	1:141:A:LYS:HB2	1:141:A:LYS:HA	9	0.17
(1,1247)	1:141:A:LYS:HB2	1:141:A:LYS:HA	11	0.17
(1,1247)	1:141:A:LYS:HB2	1:141:A:LYS:HA	13	0.17
(1,1247)	1:141:A:LYS:HB2	1:141:A:LYS:HA	15	0.17
(1,1233)	1:87:A:VAL:HG11	1:92:A:LEU:HD11	6	0.17
(1,1233)	1:87:A:VAL:HG11	1:92:A:LEU:HD11	10	0.17
(1,1233)	1:87:A:VAL:HG11	1:92:A:LEU:HD11	15	0.17
(1,1229)	1:92:A:LEU:HD11	1:87:A:VAL:HA	1	0.17
(1,1229)	1:92:A:LEU:HD11	1:87:A:VAL:HA	2	0.17
(1,1229)	1:92:A:LEU:HD11	1:87:A:VAL:HA	15	0.17
(1,1229)	1:92:A:LEU:HD11	1:87:A:VAL:HA	17	0.17
(1,1229)	1:92:A:LEU:HD11	1:87:A:VAL:HA	18	0.17
(1,1182)	1:79:A:PHE:HD2	1:149:A:MET:HE1	1	0.17
(1,1152)	1:132:A:MET:HA	1:132:A:MET:HE1	7	0.17
(1,1152)	1:132:A:MET:HA	1:132:A:MET:HE1	18	0.17

Continued on next page...

Continued from previous page...

Key	Atom-1	Atom-2	Model ID	Violation (Å)
(1,1152)	1:132:A:MET:HA	1:132:A:MET:HE1	20	0.17
(1,1138)	2:201:A:MQO:HAJ	1:146:A:ILE:HD11	2	0.17
(1,1138)	2:201:A:MQO:HAJ	1:146:A:ILE:HD11	6	0.17
(1,1138)	2:201:A:MQO:HAJ	1:146:A:ILE:HD11	7	0.17
(1,1138)	2:201:A:MQO:HAJ	1:146:A:ILE:HD11	12	0.17
(1,1138)	2:201:A:MQO:HAJ	1:146:A:ILE:HD11	13	0.17
(1,1138)	2:201:A:MQO:HAJ	1:146:A:ILE:HD11	20	0.17
(1,1128)	2:201:A:MQO:HAJ	1:146:A:ILE:HG21	2	0.17
(1,1127)	1:146:A:ILE:HA	1:146:A:ILE:HG21	11	0.17
(1,1127)	1:146:A:ILE:HA	1:146:A:ILE:HG21	14	0.17
(1,1127)	1:146:A:ILE:HA	1:146:A:ILE:HG21	15	0.17
(1,1127)	1:146:A:ILE:HA	1:146:A:ILE:HG21	17	0.17
(1,1124)	1:146:A:ILE:HB	1:146:A:ILE:HG21	19	0.17
(1,1121)	1:83:A:PHE:HE1	1:146:A:ILE:HA	1	0.17
(1,1112)	1:158:A:LEU:H	1:157:A:PHE:HA	3	0.17
(1,1112)	1:158:A:LEU:H	1:157:A:PHE:HA	7	0.17
(1,1112)	1:158:A:LEU:H	1:157:A:PHE:HA	14	0.17
(1,1112)	1:158:A:LEU:H	1:157:A:PHE:HA	18	0.17
(1,1103)	2:201:A:MQO:HAJ	1:136:A:CYS:HA	5	0.17
(1,1103)	2:201:A:MQO:HAJ	1:136:A:CYS:HA	20	0.17
(1,1082)	1:100:A:ILE:HG21	1:97:A:TYR:HA	2	0.17
(1,1082)	1:100:A:ILE:HG21	1:97:A:TYR:HA	9	0.17
(1,1082)	1:100:A:ILE:HG21	1:97:A:TYR:HA	13	0.17
(1,1082)	1:100:A:ILE:HG21	1:97:A:TYR:HA	14	0.17
(1,1082)	1:100:A:ILE:HG21	1:97:A:TYR:HA	15	0.17
(1,1082)	1:100:A:ILE:HG21	1:97:A:TYR:HA	18	0.17
(1,1082)	1:100:A:ILE:HG21	1:97:A:TYR:HA	19	0.17
(1,1071)	1:109:A:THR:HG21	1:109:A:THR:HA	2	0.17
(1,1071)	1:109:A:THR:HG21	1:109:A:THR:HA	15	0.17
(1,1071)	1:109:A:THR:HG21	1:109:A:THR:HA	18	0.17
(1,1070)	1:112:A:LYS:HD3	1:109:A:THR:HA	4	0.17
(1,1070)	1:112:A:LYS:HD3	1:109:A:THR:HA	13	0.17
(1,1070)	1:112:A:LYS:HD3	1:109:A:THR:HA	17	0.17
(1,1067)	1:147:A:VAL:HG21	1:147:A:VAL:HA	19	0.17
(1,1051)	1:59:A:GLN:HA	1:60:A:THR:HA	1	0.17
(1,1051)	1:59:A:GLN:HA	1:60:A:THR:HA	3	0.17
(1,1051)	1:59:A:GLN:HA	1:60:A:THR:HA	11	0.17
(1,1051)	1:59:A:GLN:HA	1:60:A:THR:HA	20	0.17
(1,1049)	1:63:A:LEU:HB3	1:60:A:THR:HA	6	0.17
(1,1049)	1:63:A:LEU:HB3	1:60:A:THR:HA	8	0.17
(1,1049)	1:63:A:LEU:HB3	1:60:A:THR:HA	14	0.17
(1,1035)	1:107:A:MET:HB3	1:110:A:ILE:HG21	6	0.17

Continued on next page...

Continued from previous page...

Key	Atom-1	Atom-2	Model ID	Violation (Å)
(1,1035)	1:107:A:MET:HB3	1:110:A:ILE:HG21	8	0.17
(1,1035)	1:107:A:MET:HB3	1:110:A:ILE:HG21	13	0.17
(1,1035)	1:107:A:MET:HB3	1:110:A:ILE:HG21	14	0.17
(1,1025)	1:160:A:LYS:HE3	1:69:A:VAL:HG21	15	0.17
(1,1025)	1:160:A:LYS:HE3	1:69:A:VAL:HG21	16	0.17
(1,1022)	1:160:A:LYS:HB2	1:69:A:VAL:HG21	5	0.17
(1,1004)	1:160:A:LYS:HA	1:160:A:LYS:HE2	1	0.17
(1,1004)	1:160:A:LYS:HA	1:160:A:LYS:HE2	2	0.17
(1,1004)	1:160:A:LYS:HA	1:160:A:LYS:HE2	7	0.17
(1,1004)	1:160:A:LYS:HA	1:160:A:LYS:HE2	13	0.17
(1,1004)	1:160:A:LYS:HA	1:160:A:LYS:HE2	14	0.17
(1,920)	1:133:A:PHE:HA	1:136:A:CYS:HB3	6	0.17
(1,920)	1:133:A:PHE:HA	1:136:A:CYS:HB3	8	0.17
(1,920)	1:133:A:PHE:HA	1:136:A:CYS:HB3	13	0.17
(1,920)	1:133:A:PHE:HA	1:136:A:CYS:HB3	16	0.17
(1,920)	1:133:A:PHE:HA	1:136:A:CYS:HB3	17	0.17
(1,900)	1:127:A:GLN:HG3	1:127:A:GLN:HA	18	0.17
(1,890)	1:124:A:GLU:HG3	1:124:A:GLU:HA	6	0.17
(1,890)	1:124:A:GLU:HG3	1:124:A:GLU:HA	8	0.17
(1,883)	1:123:A:GLN:HB2	1:123:A:GLN:HG2	17	0.17
(1,863)	1:111:A:LYS:HA	1:111:A:LYS:HD3	20	0.17
(1,858)	1:102:A:LYS:HA	1:102:A:LYS:HE3	7	0.17
(1,856)	1:102:A:LYS:HA	1:102:A:LYS:HG2	19	0.17
(1,842)	1:128:A:ASP:H	1:127:A:GLN:HB2	17	0.17
(1,838)	1:67:A:LEU:HD11	1:68:A:ARG:HG3	2	0.17
(1,838)	1:67:A:LEU:HD11	1:68:A:ARG:HG3	9	0.17
(1,838)	1:67:A:LEU:HD11	1:68:A:ARG:HG3	14	0.17
(1,836)	1:76:A:LYS:HE3	1:76:A:LYS:HG3	7	0.17
(1,756)	1:122:A:ALA:HB1	1:62:A:GLN:HG3	5	0.17
(1,756)	1:122:A:ALA:HB1	1:62:A:GLN:HG3	7	0.17
(1,756)	1:122:A:ALA:HB1	1:62:A:GLN:HG3	18	0.17
(1,754)	1:84:A:GLN:HA	1:107:A:MET:HB3	11	0.17
(1,754)	1:84:A:GLN:HA	1:107:A:MET:HB3	14	0.17
(1,736)	1:63:A:LEU:HD11	1:121:A:ASN:HA	11	0.17
(1,687)	1:88:A:ASP:HB2	1:91:A:LYS:HB2	12	0.17
(1,687)	1:88:A:ASP:HB2	1:91:A:LYS:HB2	16	0.17
(1,677)	1:63:A:LEU:HD21	1:119:A:TYR:HA	2	0.17
(1,677)	1:63:A:LEU:HD21	1:119:A:TYR:HA	5	0.17
(1,677)	1:63:A:LEU:HD21	1:119:A:TYR:HA	7	0.17
(1,677)	1:63:A:LEU:HD21	1:119:A:TYR:HA	18	0.17
(1,661)	1:164:A:LEU:HD21	1:62:A:GLN:HA	12	0.17
(1,646)	1:102:A:LYS:HB3	1:103:A:THR:HG21	10	0.17

Continued on next page...

Continued from previous page...

Key	Atom-1	Atom-2	Model ID	Violation (Å)
(1,646)	1:102:A:LYS:HB3	1:103:A:THR:HG21	11	0.17
(1,646)	1:102:A:LYS:HB3	1:103:A:THR:HG21	13	0.17
(1,646)	1:102:A:LYS:HB3	1:103:A:THR:HG21	16	0.17
(1,627)	1:137:A:TYR:HB3	1:134:A:THR:HA	2	0.17
(1,627)	1:137:A:TYR:HB3	1:134:A:THR:HA	13	0.17
(1,627)	1:137:A:TYR:HB3	1:134:A:THR:HA	14	0.17
(1,627)	1:137:A:TYR:HB3	1:134:A:THR:HA	17	0.17
(1,627)	1:137:A:TYR:HB3	1:134:A:THR:HA	20	0.17
(1,610)	1:164:A:LEU:HD21	1:164:A:LEU:HB3	8	0.17
(1,610)	1:164:A:LEU:HD21	1:164:A:LEU:HB3	16	0.17
(1,610)	1:164:A:LEU:HD21	1:164:A:LEU:HB3	19	0.17
(1,556)	1:111:A:LYS:HA	1:71:A:LEU:HD21	5	0.17
(1,556)	1:111:A:LYS:HA	1:71:A:LEU:HD21	9	0.17
(1,556)	1:111:A:LYS:HA	1:71:A:LEU:HD21	12	0.17
(1,556)	1:111:A:LYS:HA	1:71:A:LEU:HD21	18	0.17
(1,545)	1:71:A:LEU:HD11	1:110:A:ILE:HG21	16	0.17
(1,492)	1:66:A:LEU:HG	1:161:A:ILE:HG21	5	0.17
(1,492)	1:66:A:LEU:HG	1:161:A:ILE:HG21	12	0.17
(1,468)	1:151:A:GLU:HA	1:150:A:ALA:HB1	7	0.17
(1,468)	1:151:A:GLU:HA	1:150:A:ALA:HB1	8	0.17
(1,468)	1:151:A:GLU:HA	1:150:A:ALA:HB1	9	0.17
(1,468)	1:151:A:GLU:HA	1:150:A:ALA:HB1	11	0.17
(1,468)	1:151:A:GLU:HA	1:150:A:ALA:HB1	13	0.17
(1,468)	1:151:A:GLU:HA	1:150:A:ALA:HB1	14	0.17
(1,450)	1:119:A:TYR:HE2	1:119:A:TYR:HB3	6	0.17
(1,450)	1:119:A:TYR:HE2	1:119:A:TYR:HB3	17	0.17
(1,450)	1:119:A:TYR:HE2	1:119:A:TYR:HB3	19	0.17
(1,427)	1:90:A:VAL:HB	1:90:A:VAL:HG21	3	0.17
(1,427)	1:90:A:VAL:HB	1:90:A:VAL:HG21	8	0.17
(1,425)	1:89:A:ALA:HA	1:87:A:VAL:HG21	1	0.17
(1,425)	1:89:A:ALA:HA	1:87:A:VAL:HG21	5	0.17
(1,357)	1:167:A:GLU:HG3	1:167:A:GLU:HB2	14	0.17
(1,308)	1:153:A:LEU:HD11	1:80:A:ALA:HA	1	0.17
(1,308)	1:153:A:LEU:HD11	1:80:A:ALA:HA	13	0.17
(1,308)	1:153:A:LEU:HD11	1:80:A:ALA:HA	19	0.17
(1,308)	1:153:A:LEU:HD11	1:80:A:ALA:HA	20	0.17
(1,301)	1:114:A:LEU:HD21	1:114:A:LEU:HA	14	0.17
(1,295)	1:71:A:LEU:HD11	1:71:A:LEU:HA	2	0.17
(1,295)	1:71:A:LEU:HD11	1:71:A:LEU:HA	15	0.17
(1,282)	1:69:A:VAL:HG11	1:65:A:TYR:HA	1	0.17
(1,277)	1:100:A:ILE:HA	1:100:A:ILE:HB	1	0.17
(1,277)	1:100:A:ILE:HA	1:100:A:ILE:HB	3	0.17

Continued on next page...

Continued from previous page...

Key	Atom-1	Atom-2	Model ID	Violation (Å)
(1,277)	1:100:A:ILE:HA	1:100:A:ILE:HB	4	0.17
(1,277)	1:100:A:ILE:HA	1:100:A:ILE:HB	5	0.17
(1,277)	1:100:A:ILE:HA	1:100:A:ILE:HB	6	0.17
(1,277)	1:100:A:ILE:HA	1:100:A:ILE:HB	7	0.17
(1,277)	1:100:A:ILE:HA	1:100:A:ILE:HB	8	0.17
(1,277)	1:100:A:ILE:HA	1:100:A:ILE:HB	9	0.17
(1,277)	1:100:A:ILE:HA	1:100:A:ILE:HB	10	0.17
(1,277)	1:100:A:ILE:HA	1:100:A:ILE:HB	11	0.17
(1,277)	1:100:A:ILE:HA	1:100:A:ILE:HB	12	0.17
(1,277)	1:100:A:ILE:HA	1:100:A:ILE:HB	13	0.17
(1,277)	1:100:A:ILE:HA	1:100:A:ILE:HB	14	0.17
(1,277)	1:100:A:ILE:HA	1:100:A:ILE:HB	15	0.17
(1,277)	1:100:A:ILE:HA	1:100:A:ILE:HB	16	0.17
(1,277)	1:100:A:ILE:HA	1:100:A:ILE:HB	17	0.17
(1,277)	1:100:A:ILE:HA	1:100:A:ILE:HB	18	0.17
(1,277)	1:100:A:ILE:HA	1:100:A:ILE:HB	19	0.17
(1,277)	1:100:A:ILE:HA	1:100:A:ILE:HB	20	0.17
(1,258)	1:91:A:LYS:HA	1:90:A:VAL:HG21	3	0.17
(1,258)	1:91:A:LYS:HA	1:90:A:VAL:HG21	6	0.17
(1,258)	1:91:A:LYS:HA	1:90:A:VAL:HG21	9	0.17
(1,258)	1:91:A:LYS:HA	1:90:A:VAL:HG21	18	0.17
(1,258)	1:91:A:LYS:HA	1:90:A:VAL:HG21	20	0.17
(1,256)	1:128:A:ASP:HA	1:131:A:THR:HG21	2	0.17
(1,256)	1:128:A:ASP:HA	1:131:A:THR:HG21	6	0.17
(1,256)	1:128:A:ASP:HA	1:131:A:THR:HG21	8	0.17
(1,255)	1:71:A:LEU:HA	1:70:A:VAL:HG11	2	0.17
(1,255)	1:71:A:LEU:HA	1:70:A:VAL:HG11	5	0.17
(1,255)	1:71:A:LEU:HA	1:70:A:VAL:HG11	8	0.17
(1,255)	1:71:A:LEU:HA	1:70:A:VAL:HG11	9	0.17
(1,247)	1:155:A:LYS:HA	1:155:A:LYS:HG2	10	0.17
(1,244)	1:123:A:GLN:HA	1:123:A:GLN:HB2	3	0.17
(1,244)	1:123:A:GLN:HA	1:123:A:GLN:HB2	8	0.17
(1,244)	1:123:A:GLN:HA	1:123:A:GLN:HB2	12	0.17
(1,244)	1:123:A:GLN:HA	1:123:A:GLN:HB2	15	0.17
(1,244)	1:123:A:GLN:HA	1:123:A:GLN:HB2	16	0.17
(1,244)	1:123:A:GLN:HA	1:123:A:GLN:HB2	19	0.17
(1,244)	1:123:A:GLN:HA	1:123:A:GLN:HB2	20	0.17
(1,217)	1:148:A:LEU:HA	1:148:A:LEU:HB2	1	0.17
(1,217)	1:148:A:LEU:HA	1:148:A:LEU:HB2	2	0.17
(1,217)	1:148:A:LEU:HA	1:148:A:LEU:HB2	3	0.17
(1,217)	1:148:A:LEU:HA	1:148:A:LEU:HB2	5	0.17
(1,217)	1:148:A:LEU:HA	1:148:A:LEU:HB2	6	0.17

Continued on next page...

Continued from previous page...

Key	Atom-1	Atom-2	Model ID	Violation (Å)
(1,217)	1:148:A:LEU:HA	1:148:A:LEU:HB2	7	0.17
(1,217)	1:148:A:LEU:HA	1:148:A:LEU:HB2	10	0.17
(1,217)	1:148:A:LEU:HA	1:148:A:LEU:HB2	11	0.17
(1,217)	1:148:A:LEU:HA	1:148:A:LEU:HB2	12	0.17
(1,217)	1:148:A:LEU:HA	1:148:A:LEU:HB2	13	0.17
(1,217)	1:148:A:LEU:HA	1:148:A:LEU:HB2	15	0.17
(1,217)	1:148:A:LEU:HA	1:148:A:LEU:HB2	16	0.17
(1,217)	1:148:A:LEU:HA	1:148:A:LEU:HB2	17	0.17
(1,217)	1:148:A:LEU:HA	1:148:A:LEU:HB2	18	0.17
(1,217)	1:148:A:LEU:HA	1:148:A:LEU:HB2	19	0.17
(1,217)	1:148:A:LEU:HA	1:148:A:LEU:HB2	20	0.17
(1,194)	1:129:A:PHE:HZ	1:71:A:LEU:HG	8	0.17
(1,190)	1:137:A:TYR:HD1	1:137:A:TYR:HB3	1	0.17
(1,190)	1:137:A:TYR:HD1	1:137:A:TYR:HB3	9	0.17
(1,190)	1:137:A:TYR:HD1	1:137:A:TYR:HB3	11	0.17
(1,190)	1:137:A:TYR:HD1	1:137:A:TYR:HB3	15	0.17
(1,190)	1:137:A:TYR:HD1	1:137:A:TYR:HB3	17	0.17
(1,162)	2:201:A:MCO:HA1	1:81:A:TRP:HH2	5	0.17
(1,162)	2:201:A:MCO:HA1	1:81:A:TRP:HH2	20	0.17
(1,86)	1:65:A:TYR:HE1	1:165:A:PRO:HD3	14	0.17
(1,83)	1:65:A:TYR:HD1	1:164:A:LEU:HD21	5	0.17
(1,83)	1:65:A:TYR:HD1	1:164:A:LEU:HD21	11	0.17
(1,83)	1:65:A:TYR:HD1	1:164:A:LEU:HD21	19	0.17
(1,52)	1:154:A:GLU:HB3	1:133:A:PHE:HD2	8	0.17
(1,52)	1:154:A:GLU:HB3	1:133:A:PHE:HD2	14	0.17
(1,52)	1:154:A:GLU:HB3	1:133:A:PHE:HD2	15	0.17
(2,122)	1:84:A:GLN:HE21	1:75:A:TRP:O	5	0.16
(2,122)	1:84:A:GLN:HE21	1:75:A:TRP:O	6	0.16
(2,122)	1:84:A:GLN:HE21	1:75:A:TRP:O	10	0.16
(2,122)	1:84:A:GLN:HE21	1:75:A:TRP:O	18	0.16
(1,2641)	1:85:A:GLN:HE21	1:85:A:GLN:HG2	5	0.16
(1,2641)	1:85:A:GLN:HE21	1:85:A:GLN:HG2	14	0.16
(1,2641)	1:85:A:GLN:HE21	1:85:A:GLN:HG2	15	0.16
(1,2597)	1:85:A:GLN:H	1:85:A:GLN:HB3	5	0.16
(1,2552)	1:92:A:LEU:H	1:92:A:LEU:HG	8	0.16
(1,2523)	1:130:A:ASN:H	1:127:A:GLN:HB3	15	0.16
(1,2507)	1:93:A:ASN:H	1:93:A:ASN:HB3	3	0.16
(1,2476)	1:151:A:GLU:H	1:151:A:GLU:HG2	3	0.16
(1,2473)	1:151:A:GLU:H	1:148:A:LEU:HD21	16	0.16
(1,2473)	1:151:A:GLU:H	1:148:A:LEU:HD21	20	0.16
(1,2460)	1:75:A:TRP:H	1:74:A:LEU:HD11	1	0.16
(1,2460)	1:75:A:TRP:H	1:74:A:LEU:HD11	2	0.16

Continued on next page...

Continued from previous page...

Key	Atom-1	Atom-2	Model ID	Violation (Å)
(1,2460)	1:75:A:TRP:H	1:74:A:LEU:HD11	5	0.16
(1,2460)	1:75:A:TRP:H	1:74:A:LEU:HD11	7	0.16
(1,2460)	1:75:A:TRP:H	1:74:A:LEU:HD11	10	0.16
(1,2460)	1:75:A:TRP:H	1:74:A:LEU:HD11	13	0.16
(1,2460)	1:75:A:TRP:H	1:74:A:LEU:HD11	19	0.16
(1,2342)	1:64:A:GLN:H	1:63:A:LEU:HD11	5	0.16
(1,2342)	1:64:A:GLN:H	1:63:A:LEU:HD11	12	0.16
(1,2342)	1:64:A:GLN:H	1:63:A:LEU:HD11	18	0.16
(1,2299)	1:149:A:MET:H	1:149:A:MET:HB3	2	0.16
(1,2299)	1:149:A:MET:H	1:149:A:MET:HB3	12	0.16
(1,2299)	1:149:A:MET:H	1:149:A:MET:HB3	18	0.16
(1,2274)	1:135:A:ASN:H	1:131:A:THR:HG21	2	0.16
(1,2274)	1:135:A:ASN:H	1:131:A:THR:HG21	9	0.16
(1,2274)	1:135:A:ASN:H	1:131:A:THR:HG21	18	0.16
(1,2245)	1:129:A:PHE:H	1:127:A:GLN:HB3	15	0.16
(1,2238)	1:148:A:LEU:H	1:147:A:VAL:HB	6	0.16
(1,2238)	1:148:A:LEU:H	1:147:A:VAL:HB	15	0.16
(1,2152)	1:79:A:PHE:H	1:78:A:GLN:HG2	12	0.16
(1,2152)	1:79:A:PHE:H	1:78:A:GLN:HG2	13	0.16
(1,2152)	1:79:A:PHE:H	1:78:A:GLN:HG2	19	0.16
(1,2145)	1:152:A:ALA:H	1:152:A:ALA:HB1	2	0.16
(1,2145)	1:152:A:ALA:H	1:152:A:ALA:HB1	14	0.16
(1,2145)	1:152:A:ALA:H	1:152:A:ALA:HB1	15	0.16
(1,2145)	1:152:A:ALA:H	1:152:A:ALA:HB1	16	0.16
(1,2145)	1:152:A:ALA:H	1:152:A:ALA:HB1	17	0.16
(1,2145)	1:152:A:ALA:H	1:152:A:ALA:HB1	19	0.16
(1,2100)	1:144:A:ASP:H	1:146:A:ILE:HG21	2	0.16
(1,2100)	1:144:A:ASP:H	1:146:A:ILE:HG21	5	0.16
(1,2100)	1:144:A:ASP:H	1:146:A:ILE:HG21	11	0.16
(1,2100)	1:144:A:ASP:H	1:146:A:ILE:HG21	18	0.16
(1,2100)	1:144:A:ASP:H	1:146:A:ILE:HG21	19	0.16
(1,2073)	1:167:A:GLU:H	1:167:A:GLU:HG3	11	0.16
(1,2022)	1:73:A:THR:H	1:72:A:LYS:HB2	20	0.16
(1,2014)	1:162:A:ASN:HD22	1:159:A:GLN:HA	20	0.16
(1,1963)	1:163:A:GLU:H	1:161:A:ILE:HG12	1	0.16
(1,1963)	1:163:A:GLU:H	1:161:A:ILE:HG12	7	0.16
(1,1963)	1:163:A:GLU:H	1:161:A:ILE:HG12	9	0.16
(1,1963)	1:163:A:GLU:H	1:161:A:ILE:HG12	11	0.16
(1,1963)	1:163:A:GLU:H	1:161:A:ILE:HG12	18	0.16
(1,1894)	1:153:A:LEU:H	1:74:A:LEU:HD21	1	0.16
(1,1894)	1:153:A:LEU:H	1:74:A:LEU:HD21	6	0.16
(1,1894)	1:153:A:LEU:H	1:74:A:LEU:HD21	8	0.16

Continued on next page...

Continued from previous page...

Key	Atom-1	Atom-2	Model ID	Violation (Å)
(1,1894)	1:153:A:LEU:H	1:74:A:LEU:HD21	10	0.16
(1,1840)	1:164:A:LEU:H	1:163:A:GLU:HB3	4	0.16
(1,1840)	1:164:A:LEU:H	1:163:A:GLU:HB3	10	0.16
(1,1840)	1:164:A:LEU:H	1:163:A:GLU:HB3	14	0.16
(1,1840)	1:164:A:LEU:H	1:163:A:GLU:HB3	18	0.16
(1,1836)	1:164:A:LEU:H	1:164:A:LEU:HD11	15	0.16
(1,1835)	1:131:A:THR:H	1:132:A:MET:HB3	11	0.16
(1,1835)	1:131:A:THR:H	1:132:A:MET:HB3	18	0.16
(1,1818)	1:110:A:ILE:H	1:107:A:MET:HG2	16	0.16
(1,1818)	1:110:A:ILE:H	1:107:A:MET:HG2	18	0.16
(1,1815)	1:77:A:HIS:H	1:76:A:LYS:HG2	13	0.16
(1,1756)	1:128:A:ASP:H	1:126:A:ILE:H	4	0.16
(1,1756)	1:128:A:ASP:H	1:126:A:ILE:H	11	0.16
(1,1756)	1:128:A:ASP:H	1:126:A:ILE:H	17	0.16
(1,1727)	1:122:A:ALA:HB1	1:164:A:LEU:HD21	8	0.16
(1,1727)	1:122:A:ALA:HB1	1:164:A:LEU:HD21	9	0.16
(1,1705)	1:105:A:MET:HB3	1:110:A:ILE:HD11	9	0.16
(1,1699)	1:129:A:PHE:HZ	1:110:A:ILE:HD11	9	0.16
(1,1699)	1:129:A:PHE:HZ	1:110:A:ILE:HD11	11	0.16
(1,1699)	1:129:A:PHE:HZ	1:110:A:ILE:HD11	20	0.16
(1,1686)	1:65:A:TYR:HE1	1:161:A:ILE:HD11	3	0.16
(1,1686)	1:65:A:TYR:HE1	1:161:A:ILE:HD11	4	0.16
(1,1686)	1:65:A:TYR:HE1	1:161:A:ILE:HD11	10	0.16
(1,1686)	1:65:A:TYR:HE1	1:161:A:ILE:HD11	12	0.16
(1,1686)	1:65:A:TYR:HE1	1:161:A:ILE:HD11	15	0.16
(1,1679)	1:161:A:ILE:HG21	1:126:A:ILE:HD11	1	0.16
(1,1679)	1:161:A:ILE:HG21	1:126:A:ILE:HD11	4	0.16
(1,1674)	1:82:A:PRO:HA	1:82:A:PRO:HG2	1	0.16
(1,1674)	1:82:A:PRO:HA	1:82:A:PRO:HG2	2	0.16
(1,1674)	1:82:A:PRO:HA	1:82:A:PRO:HG2	4	0.16
(1,1674)	1:82:A:PRO:HA	1:82:A:PRO:HG2	5	0.16
(1,1674)	1:82:A:PRO:HA	1:82:A:PRO:HG2	8	0.16
(1,1674)	1:82:A:PRO:HA	1:82:A:PRO:HG2	9	0.16
(1,1674)	1:82:A:PRO:HA	1:82:A:PRO:HG2	10	0.16
(1,1674)	1:82:A:PRO:HA	1:82:A:PRO:HG2	13	0.16
(1,1674)	1:82:A:PRO:HA	1:82:A:PRO:HG2	19	0.16
(1,1674)	1:82:A:PRO:HA	1:82:A:PRO:HG2	20	0.16
(1,1671)	1:105:A:MET:HB2	1:105:A:MET:HE1	4	0.16
(1,1671)	1:105:A:MET:HB2	1:105:A:MET:HE1	8	0.16
(1,1637)	1:101:A:ILE:HG21	1:138:A:ILE:HG21	14	0.16
(1,1637)	1:101:A:ILE:HG21	1:138:A:ILE:HG21	19	0.16
(1,1636)	1:102:A:LYS:HG2	1:138:A:ILE:HG21	1	0.16

Continued on next page...

Continued from previous page...

Key	Atom-1	Atom-2	Model ID	Violation (Å)
(1,1636)	1:102:A:LYS:HG2	1:138:A:ILE:HG21	6	0.16
(1,1636)	1:102:A:LYS:HG2	1:138:A:ILE:HG21	9	0.16
(1,1636)	1:102:A:LYS:HG2	1:138:A:ILE:HG21	12	0.16
(1,1634)	1:139:A:TYR:HB3	1:138:A:ILE:HG21	11	0.16
(1,1634)	1:139:A:TYR:HB3	1:138:A:ILE:HG21	16	0.16
(1,1634)	1:139:A:TYR:HB3	1:138:A:ILE:HG21	17	0.16
(1,1622)	1:146:A:ILE:HG13	1:150:A:ALA:HB1	1	0.16
(1,1622)	1:146:A:ILE:HG13	1:150:A:ALA:HB1	11	0.16
(1,1621)	1:81:A:TRP:HZ2	1:146:A:ILE:HB	2	0.16
(1,1621)	1:81:A:TRP:HZ2	1:146:A:ILE:HB	17	0.16
(1,1618)	1:98:A:TYR:HD1	1:89:A:ALA:HB1	11	0.16
(1,1618)	1:98:A:TYR:HD1	1:89:A:ALA:HB1	12	0.16
(1,1618)	1:98:A:TYR:HD1	1:89:A:ALA:HB1	15	0.16
(1,1611)	1:91:A:LYS:HG3	1:90:A:VAL:HG21	17	0.16
(1,1606)	1:80:A:ALA:HB1	1:84:A:GLN:HG2	9	0.16
(1,1602)	1:80:A:ALA:HB1	1:77:A:HIS:HB2	5	0.16
(1,1602)	1:80:A:ALA:HB1	1:77:A:HIS:HB2	8	0.16
(1,1601)	1:80:A:ALA:HB1	1:75:A:TRP:HA	20	0.16
(1,1599)	1:65:A:TYR:HD1	1:69:A:VAL:HG11	6	0.16
(1,1599)	1:65:A:TYR:HD1	1:69:A:VAL:HG11	8	0.16
(1,1599)	1:65:A:TYR:HD1	1:69:A:VAL:HG11	18	0.16
(1,1599)	1:65:A:TYR:HD1	1:69:A:VAL:HG11	20	0.16
(1,1595)	1:105:A:MET:HE1	1:109:A:THR:HG21	4	0.16
(1,1595)	1:105:A:MET:HE1	1:109:A:THR:HG21	7	0.16
(1,1595)	1:105:A:MET:HE1	1:109:A:THR:HG21	20	0.16
(1,1591)	1:105:A:MET:HA	1:109:A:THR:HG21	8	0.16
(1,1589)	1:70:A:VAL:HA	1:73:A:THR:HG21	10	0.16
(1,1589)	1:70:A:VAL:HA	1:73:A:THR:HG21	11	0.16
(1,1589)	1:70:A:VAL:HA	1:73:A:THR:HG21	12	0.16
(1,1589)	1:70:A:VAL:HA	1:73:A:THR:HG21	18	0.16
(1,1588)	1:74:A:LEU:HG	1:73:A:THR:HG21	6	0.16
(1,1588)	1:74:A:LEU:HG	1:73:A:THR:HG21	9	0.16
(1,1588)	1:74:A:LEU:HG	1:73:A:THR:HG21	13	0.16
(1,1581)	1:70:A:VAL:HG21	1:160:A:LYS:HB2	2	0.16
(1,1581)	1:70:A:VAL:HG21	1:160:A:LYS:HB2	9	0.16
(1,1564)	1:131:A:THR:HG21	1:105:A:MET:HA	4	0.16
(1,1564)	1:131:A:THR:HG21	1:105:A:MET:HA	12	0.16
(1,1564)	1:131:A:THR:HG21	1:105:A:MET:HA	14	0.16
(1,1564)	1:131:A:THR:HG21	1:105:A:MET:HA	17	0.16
(1,1560)	1:160:A:LYS:HD3	1:156:A:LEU:HD21	3	0.16
(1,1560)	1:160:A:LYS:HD3	1:156:A:LEU:HD21	8	0.16
(1,1541)	1:63:A:LEU:HD11	1:114:A:LEU:HD21	2	0.16

Continued on next page...

Continued from previous page...

Key	Atom-1	Atom-2	Model ID	Violation (Å)
(1,1538)	1:125:A:CYS:HB3	1:63:A:LEU:HD11	19	0.16
(1,1531)	1:63:A:LEU:HD11	1:122:A:ALA:HA	2	0.16
(1,1531)	1:63:A:LEU:HD11	1:122:A:ALA:HA	6	0.16
(1,1531)	1:63:A:LEU:HD11	1:122:A:ALA:HA	13	0.16
(1,1531)	1:63:A:LEU:HD11	1:122:A:ALA:HA	19	0.16
(1,1527)	1:164:A:LEU:HD11	1:62:A:GLN:HB3	3	0.16
(1,1527)	1:164:A:LEU:HD11	1:62:A:GLN:HB3	4	0.16
(1,1527)	1:164:A:LEU:HD11	1:62:A:GLN:HB3	5	0.16
(1,1527)	1:164:A:LEU:HD11	1:62:A:GLN:HB3	6	0.16
(1,1527)	1:164:A:LEU:HD11	1:62:A:GLN:HB3	20	0.16
(1,1501)	1:147:A:VAL:HG11	1:144:A:ASP:HA	6	0.16
(1,1501)	1:147:A:VAL:HG11	1:144:A:ASP:HA	8	0.16
(1,1501)	1:147:A:VAL:HG11	1:144:A:ASP:HA	12	0.16
(1,1449)	1:83:A:PHE:HE2	1:146:A:ILE:HG13	1	0.16
(1,1449)	1:83:A:PHE:HE2	1:146:A:ILE:HG13	9	0.16
(1,1449)	1:83:A:PHE:HE2	1:146:A:ILE:HG13	12	0.16
(1,1435)	1:86:A:PRO:HD3	1:85:A:GLN:HB2	4	0.16
(1,1410)	1:79:A:PHE:HE1	1:78:A:GLN:HG3	6	0.16
(1,1407)	1:79:A:PHE:HD1	1:78:A:GLN:HA	11	0.16
(1,1407)	1:79:A:PHE:HD1	1:78:A:GLN:HA	13	0.16
(1,1380)	1:126:A:ILE:HG21	1:123:A:GLN:HG2	16	0.16
(1,1347)	1:138:A:ILE:HB	1:138:A:ILE:HA	1	0.16
(1,1347)	1:138:A:ILE:HB	1:138:A:ILE:HA	4	0.16
(1,1347)	1:138:A:ILE:HB	1:138:A:ILE:HA	6	0.16
(1,1347)	1:138:A:ILE:HB	1:138:A:ILE:HA	7	0.16
(1,1347)	1:138:A:ILE:HB	1:138:A:ILE:HA	11	0.16
(1,1347)	1:138:A:ILE:HB	1:138:A:ILE:HA	12	0.16
(1,1347)	1:138:A:ILE:HB	1:138:A:ILE:HA	13	0.16
(1,1347)	1:138:A:ILE:HB	1:138:A:ILE:HA	19	0.16
(1,1347)	1:138:A:ILE:HB	1:138:A:ILE:HA	20	0.16
(1,1346)	1:162:A:ASN:HB2	1:162:A:ASN:HA	9	0.16
(1,1271)	1:89:A:ALA:HB1	1:94:A:LEU:HD11	1	0.16
(1,1271)	1:89:A:ALA:HB1	1:94:A:LEU:HD11	9	0.16
(1,1271)	1:89:A:ALA:HB1	1:94:A:LEU:HD11	11	0.16
(1,1271)	1:89:A:ALA:HB1	1:94:A:LEU:HD11	13	0.16
(1,1248)	1:86:A:PRO:HD2	1:85:A:GLN:HA	3	0.16
(1,1247)	1:141:A:LYS:HB2	1:141:A:LYS:HA	1	0.16
(1,1247)	1:141:A:LYS:HB2	1:141:A:LYS:HA	3	0.16
(1,1247)	1:141:A:LYS:HB2	1:141:A:LYS:HA	14	0.16
(1,1247)	1:141:A:LYS:HB2	1:141:A:LYS:HA	16	0.16
(1,1247)	1:141:A:LYS:HB2	1:141:A:LYS:HA	19	0.16
(1,1233)	1:87:A:VAL:HG11	1:92:A:LEU:HD11	14	0.16

Continued on next page...

Continued from previous page...

Key	Atom-1	Atom-2	Model ID	Violation (Å)
(1,1233)	1:87:A:VAL:HG11	1:92:A:LEU:HD11	16	0.16
(1,1233)	1:87:A:VAL:HG11	1:92:A:LEU:HD11	20	0.16
(1,1229)	1:92:A:LEU:HD11	1:87:A:VAL:HA	7	0.16
(1,1215)	1:61:A:ASN:HB2	1:167:A:GLU:HA	6	0.16
(1,1212)	1:137:A:TYR:HB2	1:137:A:TYR:HA	1	0.16
(1,1212)	1:137:A:TYR:HB2	1:137:A:TYR:HA	2	0.16
(1,1212)	1:137:A:TYR:HB2	1:137:A:TYR:HA	3	0.16
(1,1212)	1:137:A:TYR:HB2	1:137:A:TYR:HA	4	0.16
(1,1212)	1:137:A:TYR:HB2	1:137:A:TYR:HA	5	0.16
(1,1212)	1:137:A:TYR:HB2	1:137:A:TYR:HA	6	0.16
(1,1212)	1:137:A:TYR:HB2	1:137:A:TYR:HA	7	0.16
(1,1212)	1:137:A:TYR:HB2	1:137:A:TYR:HA	8	0.16
(1,1212)	1:137:A:TYR:HB2	1:137:A:TYR:HA	9	0.16
(1,1212)	1:137:A:TYR:HB2	1:137:A:TYR:HA	10	0.16
(1,1212)	1:137:A:TYR:HB2	1:137:A:TYR:HA	11	0.16
(1,1212)	1:137:A:TYR:HB2	1:137:A:TYR:HA	12	0.16
(1,1212)	1:137:A:TYR:HB2	1:137:A:TYR:HA	13	0.16
(1,1212)	1:137:A:TYR:HB2	1:137:A:TYR:HA	15	0.16
(1,1212)	1:137:A:TYR:HB2	1:137:A:TYR:HA	16	0.16
(1,1212)	1:137:A:TYR:HB2	1:137:A:TYR:HA	17	0.16
(1,1212)	1:137:A:TYR:HB2	1:137:A:TYR:HA	18	0.16
(1,1212)	1:137:A:TYR:HB2	1:137:A:TYR:HA	20	0.16
(1,1194)	1:115:A:GLU:HB2	1:67:A:LEU:HD21	4	0.16
(1,1194)	1:115:A:GLU:HB2	1:67:A:LEU:HD21	20	0.16
(1,1182)	1:79:A:PHE:HD2	1:149:A:MET:HE1	17	0.16
(1,1179)	1:146:A:ILE:HA	1:149:A:MET:HE1	3	0.16
(1,1138)	2:201:A:MCO:HAJ	1:146:A:ILE:HD11	3	0.16
(1,1127)	1:146:A:ILE:HA	1:146:A:ILE:HG21	5	0.16
(1,1127)	1:146:A:ILE:HA	1:146:A:ILE:HG21	6	0.16
(1,1127)	1:146:A:ILE:HA	1:146:A:ILE:HG21	7	0.16
(1,1127)	1:146:A:ILE:HA	1:146:A:ILE:HG21	8	0.16
(1,1127)	1:146:A:ILE:HA	1:146:A:ILE:HG21	10	0.16
(1,1127)	1:146:A:ILE:HA	1:146:A:ILE:HG21	13	0.16
(1,1127)	1:146:A:ILE:HA	1:146:A:ILE:HG21	18	0.16
(1,1103)	2:201:A:MCO:HAJ	1:136:A:CYS:HA	7	0.16
(1,1103)	2:201:A:MCO:HAJ	1:136:A:CYS:HA	8	0.16
(1,1103)	2:201:A:MCO:HAJ	1:136:A:CYS:HA	12	0.16
(1,1075)	1:93:A:ASN:HA	1:90:A:VAL:HA	17	0.16
(1,1071)	1:109:A:THR:HG21	1:109:A:THR:HA	12	0.16
(1,1070)	1:112:A:LYS:HD3	1:109:A:THR:HA	10	0.16
(1,1049)	1:63:A:LEU:HB3	1:60:A:THR:HA	3	0.16
(1,1035)	1:107:A:MET:HB3	1:110:A:ILE:HG21	1	0.16

Continued on next page...

Continued from previous page...

Key	Atom-1	Atom-2	Model ID	Violation (Å)
(1,1035)	1:107:A:MET:HB3	1:110:A:ILE:HG21	2	0.16
(1,1035)	1:107:A:MET:HB3	1:110:A:ILE:HG21	3	0.16
(1,1035)	1:107:A:MET:HB3	1:110:A:ILE:HG21	4	0.16
(1,1035)	1:107:A:MET:HB3	1:110:A:ILE:HG21	12	0.16
(1,1022)	1:160:A:LYS:HB2	1:69:A:VAL:HG21	2	0.16
(1,1004)	1:160:A:LYS:HA	1:160:A:LYS:HE2	3	0.16
(1,1004)	1:160:A:LYS:HA	1:160:A:LYS:HE2	5	0.16
(1,1004)	1:160:A:LYS:HA	1:160:A:LYS:HE2	11	0.16
(1,1004)	1:160:A:LYS:HA	1:160:A:LYS:HE2	12	0.16
(1,1004)	1:160:A:LYS:HA	1:160:A:LYS:HE2	15	0.16
(1,963)	1:156:A:LEU:HA	1:159:A:GLN:HG2	14	0.16
(1,939)	1:137:A:TYR:HE1	1:151:A:GLU:HB3	18	0.16
(1,920)	1:133:A:PHE:HA	1:136:A:CYS:HB3	7	0.16
(1,920)	1:133:A:PHE:HA	1:136:A:CYS:HB3	11	0.16
(1,903)	1:124:A:GLU:HA	1:127:A:GLN:HG3	6	0.16
(1,900)	1:127:A:GLN:HG3	1:127:A:GLN:HA	1	0.16
(1,900)	1:127:A:GLN:HG3	1:127:A:GLN:HA	2	0.16
(1,883)	1:123:A:GLN:HB2	1:123:A:GLN:HG2	1	0.16
(1,883)	1:123:A:GLN:HB2	1:123:A:GLN:HG2	2	0.16
(1,883)	1:123:A:GLN:HB2	1:123:A:GLN:HG2	3	0.16
(1,883)	1:123:A:GLN:HB2	1:123:A:GLN:HG2	4	0.16
(1,883)	1:123:A:GLN:HB2	1:123:A:GLN:HG2	5	0.16
(1,883)	1:123:A:GLN:HB2	1:123:A:GLN:HG2	6	0.16
(1,883)	1:123:A:GLN:HB2	1:123:A:GLN:HG2	7	0.16
(1,883)	1:123:A:GLN:HB2	1:123:A:GLN:HG2	8	0.16
(1,883)	1:123:A:GLN:HB2	1:123:A:GLN:HG2	9	0.16
(1,883)	1:123:A:GLN:HB2	1:123:A:GLN:HG2	10	0.16
(1,883)	1:123:A:GLN:HB2	1:123:A:GLN:HG2	11	0.16
(1,883)	1:123:A:GLN:HB2	1:123:A:GLN:HG2	12	0.16
(1,883)	1:123:A:GLN:HB2	1:123:A:GLN:HG2	14	0.16
(1,883)	1:123:A:GLN:HB2	1:123:A:GLN:HG2	15	0.16
(1,883)	1:123:A:GLN:HB2	1:123:A:GLN:HG2	16	0.16
(1,883)	1:123:A:GLN:HB2	1:123:A:GLN:HG2	18	0.16
(1,883)	1:123:A:GLN:HB2	1:123:A:GLN:HG2	19	0.16
(1,883)	1:123:A:GLN:HB2	1:123:A:GLN:HG2	20	0.16
(1,849)	1:96:A:ASP:HA	1:99:A:LYS:HG3	10	0.16
(1,842)	1:128:A:ASP:H	1:127:A:GLN:HB2	7	0.16
(1,838)	1:67:A:LEU:HD11	1:68:A:ARG:HG3	4	0.16
(1,838)	1:67:A:LEU:HD11	1:68:A:ARG:HG3	6	0.16
(1,838)	1:67:A:LEU:HD11	1:68:A:ARG:HG3	13	0.16
(1,838)	1:67:A:LEU:HD11	1:68:A:ARG:HG3	15	0.16
(1,838)	1:67:A:LEU:HD11	1:68:A:ARG:HG3	16	0.16

Continued on next page...

Continued from previous page...

Key	Atom-1	Atom-2	Model ID	Violation (Å)
(1,823)	1:76:A:LYS:HE3	1:76:A:LYS:HB2	4	0.16
(1,757)	1:122:A:ALA:HB1	1:62:A:GLN:HG2	2	0.16
(1,756)	1:122:A:ALA:HB1	1:62:A:GLN:HG3	9	0.16
(1,756)	1:122:A:ALA:HB1	1:62:A:GLN:HG3	19	0.16
(1,754)	1:84:A:GLN:HA	1:107:A:MET:HB3	1	0.16
(1,754)	1:84:A:GLN:HA	1:107:A:MET:HB3	8	0.16
(1,754)	1:84:A:GLN:HA	1:107:A:MET:HB3	13	0.16
(1,737)	1:63:A:LEU:HD21	1:121:A:ASN:HA	1	0.16
(1,737)	1:63:A:LEU:HD21	1:121:A:ASN:HA	10	0.16
(1,737)	1:63:A:LEU:HD21	1:121:A:ASN:HA	13	0.16
(1,729)	1:165:A:PRO:HD3	1:164:A:LEU:HB2	5	0.16
(1,729)	1:165:A:PRO:HD3	1:164:A:LEU:HB2	15	0.16
(1,729)	1:165:A:PRO:HD3	1:164:A:LEU:HB2	16	0.16
(1,729)	1:165:A:PRO:HD3	1:164:A:LEU:HB2	19	0.16
(1,720)	1:62:A:GLN:HA	1:165:A:PRO:HD3	8	0.16
(1,681)	1:71:A:LEU:HD11	1:75:A:TRP:HB3	16	0.16
(1,681)	1:71:A:LEU:HD11	1:75:A:TRP:HB3	19	0.16
(1,681)	1:71:A:LEU:HD11	1:75:A:TRP:HB3	20	0.16
(1,646)	1:102:A:LYS:HB3	1:103:A:THR:HG21	8	0.16
(1,646)	1:102:A:LYS:HB3	1:103:A:THR:HG21	19	0.16
(1,627)	1:137:A:TYR:HB3	1:134:A:THR:HA	4	0.16
(1,627)	1:137:A:TYR:HB3	1:134:A:THR:HA	7	0.16
(1,627)	1:137:A:TYR:HB3	1:134:A:THR:HA	8	0.16
(1,627)	1:137:A:TYR:HB3	1:134:A:THR:HA	15	0.16
(1,610)	1:164:A:LEU:HD21	1:164:A:LEU:HB3	5	0.16
(1,492)	1:66:A:LEU:HG	1:161:A:ILE:HG21	1	0.16
(1,492)	1:66:A:LEU:HG	1:161:A:ILE:HG21	3	0.16
(1,492)	1:66:A:LEU:HG	1:161:A:ILE:HG21	7	0.16
(1,492)	1:66:A:LEU:HG	1:161:A:ILE:HG21	19	0.16
(1,468)	1:151:A:GLU:HA	1:150:A:ALA:HB1	3	0.16
(1,468)	1:151:A:GLU:HA	1:150:A:ALA:HB1	5	0.16
(1,468)	1:151:A:GLU:HA	1:150:A:ALA:HB1	15	0.16
(1,468)	1:151:A:GLU:HA	1:150:A:ALA:HB1	17	0.16
(1,468)	1:151:A:GLU:HA	1:150:A:ALA:HB1	18	0.16
(1,450)	1:119:A:TYR:HE2	1:119:A:TYR:HB3	4	0.16
(1,450)	1:119:A:TYR:HE2	1:119:A:TYR:HB3	5	0.16
(1,450)	1:119:A:TYR:HE2	1:119:A:TYR:HB3	7	0.16
(1,450)	1:119:A:TYR:HE2	1:119:A:TYR:HB3	14	0.16
(1,450)	1:119:A:TYR:HE2	1:119:A:TYR:HB3	18	0.16
(1,434)	1:100:A:ILE:HB	1:101:A:ILE:HD11	9	0.16
(1,425)	1:89:A:ALA:HA	1:87:A:VAL:HG21	6	0.16
(1,317)	1:116:A:ASN:HB2	1:116:A:ASN:HA	17	0.16

Continued on next page...

Continued from previous page...

Key	Atom-1	Atom-2	Model ID	Violation (Å)
(1,316)	1:54:A:ASN:HB3	1:54:A:ASN:HA	19	0.16
(1,308)	1:153:A:LEU:HD11	1:80:A:ALA:HA	4	0.16
(1,308)	1:153:A:LEU:HD11	1:80:A:ALA:HA	11	0.16
(1,308)	1:153:A:LEU:HD11	1:80:A:ALA:HA	15	0.16
(1,305)	1:122:A:ALA:HA	1:122:A:ALA:HB1	14	0.16
(1,305)	1:122:A:ALA:HA	1:122:A:ALA:HB1	15	0.16
(1,301)	1:114:A:LEU:HD21	1:114:A:LEU:HA	3	0.16
(1,301)	1:114:A:LEU:HD21	1:114:A:LEU:HA	7	0.16
(1,282)	1:69:A:VAL:HG11	1:65:A:TYR:HA	10	0.16
(1,282)	1:69:A:VAL:HG11	1:65:A:TYR:HA	15	0.16
(1,282)	1:69:A:VAL:HG11	1:65:A:TYR:HA	17	0.16
(1,282)	1:69:A:VAL:HG11	1:65:A:TYR:HA	19	0.16
(1,277)	1:100:A:ILE:HA	1:100:A:ILE:HB	2	0.16
(1,259)	1:135:A:ASN:HA	1:101:A:ILE:HD11	4	0.16
(1,259)	1:135:A:ASN:HA	1:101:A:ILE:HD11	5	0.16
(1,259)	1:135:A:ASN:HA	1:101:A:ILE:HD11	17	0.16
(1,259)	1:135:A:ASN:HA	1:101:A:ILE:HD11	19	0.16
(1,258)	1:91:A:LYS:HA	1:90:A:VAL:HG21	8	0.16
(1,258)	1:91:A:LYS:HA	1:90:A:VAL:HG21	16	0.16
(1,256)	1:128:A:ASP:HA	1:131:A:THR:HG21	15	0.16
(1,255)	1:71:A:LEU:HA	1:70:A:VAL:HG11	11	0.16
(1,255)	1:71:A:LEU:HA	1:70:A:VAL:HG11	13	0.16
(1,255)	1:71:A:LEU:HA	1:70:A:VAL:HG11	16	0.16
(1,254)	1:73:A:THR:HB	1:156:A:LEU:HD21	15	0.16
(1,254)	1:73:A:THR:HB	1:156:A:LEU:HD21	16	0.16
(1,249)	1:99:A:LYS:HA	1:99:A:LYS:HG2	8	0.16
(1,247)	1:155:A:LYS:HA	1:155:A:LYS:HG2	1	0.16
(1,247)	1:155:A:LYS:HA	1:155:A:LYS:HG2	6	0.16
(1,247)	1:155:A:LYS:HA	1:155:A:LYS:HG2	8	0.16
(1,247)	1:155:A:LYS:HA	1:155:A:LYS:HG2	11	0.16
(1,247)	1:155:A:LYS:HA	1:155:A:LYS:HG2	13	0.16
(1,247)	1:155:A:LYS:HA	1:155:A:LYS:HG2	15	0.16
(1,247)	1:155:A:LYS:HA	1:155:A:LYS:HG2	17	0.16
(1,243)	1:59:A:GLN:HA	1:59:A:GLN:HB2	11	0.16
(1,243)	1:59:A:GLN:HA	1:59:A:GLN:HB2	13	0.16
(1,238)	1:91:A:LYS:HA	1:91:A:LYS:HD3	5	0.16
(1,238)	1:91:A:LYS:HA	1:91:A:LYS:HD3	8	0.16
(1,238)	1:91:A:LYS:HA	1:91:A:LYS:HD3	18	0.16
(1,222)	1:61:A:ASN:HA	1:61:A:ASN:HB2	11	0.16
(1,222)	1:61:A:ASN:HA	1:61:A:ASN:HB2	13	0.16
(1,217)	1:148:A:LEU:HA	1:148:A:LEU:HB2	4	0.16
(1,217)	1:148:A:LEU:HA	1:148:A:LEU:HB2	8	0.16

Continued on next page...

Continued from previous page...

Key	Atom-1	Atom-2	Model ID	Violation (Å)
(1,217)	1:148:A:LEU:HA	1:148:A:LEU:HB2	9	0.16
(1,217)	1:148:A:LEU:HA	1:148:A:LEU:HB2	14	0.16
(1,194)	1:129:A:PHE:HZ	1:71:A:LEU:HG	4	0.16
(1,194)	1:129:A:PHE:HZ	1:71:A:LEU:HG	10	0.16
(1,194)	1:129:A:PHE:HZ	1:71:A:LEU:HG	17	0.16
(1,190)	1:137:A:TYR:HD1	1:137:A:TYR:HB3	7	0.16
(1,190)	1:137:A:TYR:HD1	1:137:A:TYR:HB3	16	0.16
(1,162)	2:201:A:MCO:HA1	1:81:A:TRP:HH2	4	0.16
(1,162)	2:201:A:MCO:HA1	1:81:A:TRP:HH2	17	0.16
(1,95)	1:114:A:LEU:HA	1:119:A:TYR:HD2	18	0.16
(1,52)	1:154:A:GLU:HB3	1:133:A:PHE:HD2	11	0.16
(2,127)	1:113:A:ARG:NH1	1:128:A:ASP:OD2	8	0.15
(2,122)	1:84:A:GLN:HE21	1:75:A:TRP:O	8	0.15
(2,122)	1:84:A:GLN:HE21	1:75:A:TRP:O	9	0.15
(2,122)	1:84:A:GLN:HE21	1:75:A:TRP:O	12	0.15
(1,2594)	1:85:A:GLN:H	1:106:A:ASP:HB3	17	0.15
(1,2552)	1:92:A:LEU:H	1:92:A:LEU:HG	2	0.15
(1,2552)	1:92:A:LEU:H	1:92:A:LEU:HG	16	0.15
(1,2535)	1:160:A:LYS:H	1:160:A:LYS:HG3	1	0.15
(1,2535)	1:160:A:LYS:H	1:160:A:LYS:HG3	4	0.15
(1,2535)	1:160:A:LYS:H	1:160:A:LYS:HG3	5	0.15
(1,2535)	1:160:A:LYS:H	1:160:A:LYS:HG3	6	0.15
(1,2535)	1:160:A:LYS:H	1:160:A:LYS:HG3	10	0.15
(1,2535)	1:160:A:LYS:H	1:160:A:LYS:HG3	15	0.15
(1,2535)	1:160:A:LYS:H	1:160:A:LYS:HG3	16	0.15
(1,2535)	1:160:A:LYS:H	1:160:A:LYS:HG3	17	0.15
(1,2535)	1:160:A:LYS:H	1:160:A:LYS:HG3	18	0.15
(1,2535)	1:160:A:LYS:H	1:160:A:LYS:HG3	19	0.15
(1,2523)	1:130:A:ASN:H	1:127:A:GLN:HB3	6	0.15
(1,2523)	1:130:A:ASN:H	1:127:A:GLN:HB3	8	0.15
(1,2507)	1:93:A:ASN:H	1:93:A:ASN:HB3	12	0.15
(1,2476)	1:151:A:GLU:H	1:151:A:GLU:HG2	1	0.15
(1,2476)	1:151:A:GLU:H	1:151:A:GLU:HG2	19	0.15
(1,2460)	1:75:A:TRP:H	1:74:A:LEU:HD11	6	0.15
(1,2460)	1:75:A:TRP:H	1:74:A:LEU:HD11	8	0.15
(1,2460)	1:75:A:TRP:H	1:74:A:LEU:HD11	14	0.15
(1,2460)	1:75:A:TRP:H	1:74:A:LEU:HD11	17	0.15
(1,2342)	1:64:A:GLN:H	1:63:A:LEU:HD11	17	0.15
(1,2299)	1:149:A:MET:H	1:149:A:MET:HB3	1	0.15
(1,2238)	1:148:A:LEU:H	1:147:A:VAL:HB	2	0.15
(1,2238)	1:148:A:LEU:H	1:147:A:VAL:HB	8	0.15
(1,2238)	1:148:A:LEU:H	1:147:A:VAL:HB	11	0.15

Continued on next page...

Continued from previous page...

Key	Atom-1	Atom-2	Model ID	Violation (Å)
(1,2238)	1:148:A:LEU:H	1:147:A:VAL:HB	12	0.15
(1,2238)	1:148:A:LEU:H	1:147:A:VAL:HB	16	0.15
(1,2238)	1:148:A:LEU:H	1:147:A:VAL:HB	18	0.15
(1,2238)	1:148:A:LEU:H	1:147:A:VAL:HB	20	0.15
(1,2152)	1:79:A:PHE:H	1:78:A:GLN:HG2	5	0.15
(1,2145)	1:152:A:ALA:H	1:152:A:ALA:HB1	6	0.15
(1,2145)	1:152:A:ALA:H	1:152:A:ALA:HB1	12	0.15
(1,2145)	1:152:A:ALA:H	1:152:A:ALA:HB1	18	0.15
(1,2113)	1:154:A:GLU:H	1:153:A:LEU:HB3	3	0.15
(1,2104)	1:144:A:ASP:H	1:147:A:VAL:HB	18	0.15
(1,2100)	1:144:A:ASP:H	1:146:A:ILE:HG21	4	0.15
(1,2100)	1:144:A:ASP:H	1:146:A:ILE:HG21	10	0.15
(1,2100)	1:144:A:ASP:H	1:146:A:ILE:HG21	13	0.15
(1,2023)	1:73:A:THR:H	1:72:A:LYS:HG3	12	0.15
(1,1894)	1:153:A:LEU:H	1:74:A:LEU:HD21	2	0.15
(1,1894)	1:153:A:LEU:H	1:74:A:LEU:HD21	5	0.15
(1,1894)	1:153:A:LEU:H	1:74:A:LEU:HD21	11	0.15
(1,1894)	1:153:A:LEU:H	1:74:A:LEU:HD21	14	0.15
(1,1894)	1:153:A:LEU:H	1:74:A:LEU:HD21	17	0.15
(1,1894)	1:153:A:LEU:H	1:74:A:LEU:HD21	18	0.15
(1,1840)	1:164:A:LEU:H	1:163:A:GLU:HB3	1	0.15
(1,1818)	1:110:A:ILE:H	1:107:A:MET:HG2	2	0.15
(1,1818)	1:110:A:ILE:H	1:107:A:MET:HG2	4	0.15
(1,1818)	1:110:A:ILE:H	1:107:A:MET:HG2	8	0.15
(1,1815)	1:77:A:HIS:H	1:76:A:LYS:HG2	4	0.15
(1,1815)	1:77:A:HIS:H	1:76:A:LYS:HG2	5	0.15
(1,1815)	1:77:A:HIS:H	1:76:A:LYS:HG2	7	0.15
(1,1815)	1:77:A:HIS:H	1:76:A:LYS:HG2	8	0.15
(1,1815)	1:77:A:HIS:H	1:76:A:LYS:HG2	16	0.15
(1,1778)	1:111:A:LYS:H	1:111:A:LYS:HD3	12	0.15
(1,1778)	1:111:A:LYS:H	1:111:A:LYS:HD3	20	0.15
(1,1756)	1:128:A:ASP:H	1:126:A:ILE:H	2	0.15
(1,1756)	1:128:A:ASP:H	1:126:A:ILE:H	3	0.15
(1,1756)	1:128:A:ASP:H	1:126:A:ILE:H	5	0.15
(1,1756)	1:128:A:ASP:H	1:126:A:ILE:H	6	0.15
(1,1756)	1:128:A:ASP:H	1:126:A:ILE:H	8	0.15
(1,1756)	1:128:A:ASP:H	1:126:A:ILE:H	9	0.15
(1,1756)	1:128:A:ASP:H	1:126:A:ILE:H	18	0.15
(1,1727)	1:122:A:ALA:HB1	1:164:A:LEU:HD21	5	0.15
(1,1727)	1:122:A:ALA:HB1	1:164:A:LEU:HD21	20	0.15
(1,1715)	1:67:A:LEU:HB2	1:64:A:GLN:HA	8	0.15
(1,1686)	1:65:A:TYR:HE1	1:161:A:ILE:HD11	1	0.15

Continued on next page...

Continued from previous page...

Key	Atom-1	Atom-2	Model ID	Violation (Å)
(1,1686)	1:65:A:TYR:HE1	1:161:A:ILE:HD11	7	0.15
(1,1686)	1:65:A:TYR:HE1	1:161:A:ILE:HD11	8	0.15
(1,1686)	1:65:A:TYR:HE1	1:161:A:ILE:HD11	17	0.15
(1,1686)	1:65:A:TYR:HE1	1:161:A:ILE:HD11	18	0.15
(1,1686)	1:65:A:TYR:HE1	1:161:A:ILE:HD11	19	0.15
(1,1686)	1:65:A:TYR:HE1	1:161:A:ILE:HD11	20	0.15
(1,1679)	1:161:A:ILE:HG21	1:126:A:ILE:HD11	3	0.15
(1,1679)	1:161:A:ILE:HG21	1:126:A:ILE:HD11	12	0.15
(1,1671)	1:105:A:MET:HB2	1:105:A:MET:HE1	2	0.15
(1,1671)	1:105:A:MET:HB2	1:105:A:MET:HE1	9	0.15
(1,1671)	1:105:A:MET:HB2	1:105:A:MET:HE1	11	0.15
(1,1671)	1:105:A:MET:HB2	1:105:A:MET:HE1	15	0.15
(1,1671)	1:105:A:MET:HB2	1:105:A:MET:HE1	19	0.15
(1,1658)	1:132:A:MET:HE1	1:83:A:PHE:HB3	4	0.15
(1,1636)	1:102:A:LYS:HG2	1:138:A:ILE:HG21	3	0.15
(1,1636)	1:102:A:LYS:HG2	1:138:A:ILE:HG21	4	0.15
(1,1636)	1:102:A:LYS:HG2	1:138:A:ILE:HG21	19	0.15
(1,1635)	1:100:A:ILE:HB	1:138:A:ILE:HG21	8	0.15
(1,1635)	1:100:A:ILE:HB	1:138:A:ILE:HG21	9	0.15
(1,1634)	1:139:A:TYR:HB3	1:138:A:ILE:HG21	5	0.15
(1,1634)	1:139:A:TYR:HB3	1:138:A:ILE:HG21	7	0.15
(1,1634)	1:139:A:TYR:HB3	1:138:A:ILE:HG21	9	0.15
(1,1634)	1:139:A:TYR:HB3	1:138:A:ILE:HG21	12	0.15
(1,1634)	1:139:A:TYR:HB3	1:138:A:ILE:HG21	13	0.15
(1,1622)	1:146:A:ILE:HG13	1:150:A:ALA:HB1	6	0.15
(1,1622)	1:146:A:ILE:HG13	1:150:A:ALA:HB1	9	0.15
(1,1622)	1:146:A:ILE:HG13	1:150:A:ALA:HB1	10	0.15
(1,1622)	1:146:A:ILE:HG13	1:150:A:ALA:HB1	13	0.15
(1,1622)	1:146:A:ILE:HG13	1:150:A:ALA:HB1	14	0.15
(1,1622)	1:146:A:ILE:HG13	1:150:A:ALA:HB1	15	0.15
(1,1622)	1:146:A:ILE:HG13	1:150:A:ALA:HB1	17	0.15
(1,1621)	1:81:A:TRP:HZ2	1:146:A:ILE:HB	3	0.15
(1,1618)	1:98:A:TYR:HD1	1:89:A:ALA:HB1	4	0.15
(1,1618)	1:98:A:TYR:HD1	1:89:A:ALA:HB1	20	0.15
(1,1606)	1:80:A:ALA:HB1	1:84:A:GLN:HG2	6	0.15
(1,1606)	1:80:A:ALA:HB1	1:84:A:GLN:HG2	18	0.15
(1,1601)	1:80:A:ALA:HB1	1:75:A:TRP:HA	11	0.15
(1,1599)	1:65:A:TYR:HD1	1:69:A:VAL:HG11	4	0.15
(1,1599)	1:65:A:TYR:HD1	1:69:A:VAL:HG11	9	0.15
(1,1599)	1:65:A:TYR:HD1	1:69:A:VAL:HG11	10	0.15
(1,1599)	1:65:A:TYR:HD1	1:69:A:VAL:HG11	11	0.15
(1,1599)	1:65:A:TYR:HD1	1:69:A:VAL:HG11	13	0.15

Continued on next page...

Continued from previous page...

Key	Atom-1	Atom-2	Model ID	Violation (Å)
(1,1599)	1:65:A:TYR:HD1	1:69:A:VAL:HG11	15	0.15
(1,1599)	1:65:A:TYR:HD1	1:69:A:VAL:HG11	16	0.15
(1,1599)	1:65:A:TYR:HD1	1:69:A:VAL:HG11	17	0.15
(1,1596)	1:113:A:ARG:HG3	1:109:A:THR:HG21	19	0.15
(1,1596)	1:113:A:ARG:HG3	1:109:A:THR:HG21	20	0.15
(1,1595)	1:105:A:MET:HE1	1:109:A:THR:HG21	5	0.15
(1,1595)	1:105:A:MET:HE1	1:109:A:THR:HG21	9	0.15
(1,1595)	1:105:A:MET:HE1	1:109:A:THR:HG21	14	0.15
(1,1595)	1:105:A:MET:HE1	1:109:A:THR:HG21	15	0.15
(1,1591)	1:105:A:MET:HA	1:109:A:THR:HG21	3	0.15
(1,1591)	1:105:A:MET:HA	1:109:A:THR:HG21	4	0.15
(1,1589)	1:70:A:VAL:HA	1:73:A:THR:HG21	13	0.15
(1,1589)	1:70:A:VAL:HA	1:73:A:THR:HG21	17	0.15
(1,1588)	1:74:A:LEU:HG	1:73:A:THR:HG21	5	0.15
(1,1581)	1:70:A:VAL:HG21	1:160:A:LYS:HB2	4	0.15
(1,1581)	1:70:A:VAL:HG21	1:160:A:LYS:HB2	5	0.15
(1,1581)	1:70:A:VAL:HG21	1:160:A:LYS:HB2	8	0.15
(1,1581)	1:70:A:VAL:HG21	1:160:A:LYS:HB2	11	0.15
(1,1564)	1:131:A:THR:HG21	1:105:A:MET:HA	5	0.15
(1,1564)	1:131:A:THR:HG21	1:105:A:MET:HA	9	0.15
(1,1560)	1:160:A:LYS:HD3	1:156:A:LEU:HD21	9	0.15
(1,1541)	1:63:A:LEU:HD11	1:114:A:LEU:HD21	6	0.15
(1,1541)	1:63:A:LEU:HD11	1:114:A:LEU:HD21	7	0.15
(1,1541)	1:63:A:LEU:HD11	1:114:A:LEU:HD21	20	0.15
(1,1531)	1:63:A:LEU:HD11	1:122:A:ALA:HA	5	0.15
(1,1527)	1:164:A:LEU:HD11	1:62:A:GLN:HB3	2	0.15
(1,1527)	1:164:A:LEU:HD11	1:62:A:GLN:HB3	11	0.15
(1,1524)	1:164:A:LEU:HD11	1:62:A:GLN:HG3	1	0.15
(1,1524)	1:164:A:LEU:HD11	1:62:A:GLN:HG3	8	0.15
(1,1501)	1:147:A:VAL:HG11	1:144:A:ASP:HA	2	0.15
(1,1501)	1:147:A:VAL:HG11	1:144:A:ASP:HA	18	0.15
(1,1410)	1:79:A:PHE:HE1	1:78:A:GLN:HG3	3	0.15
(1,1410)	1:79:A:PHE:HE1	1:78:A:GLN:HG3	9	0.15
(1,1408)	1:81:A:TRP:HD1	1:78:A:GLN:HA	1	0.15
(1,1407)	1:79:A:PHE:HD1	1:78:A:GLN:HA	4	0.15
(1,1407)	1:79:A:PHE:HD1	1:78:A:GLN:HA	10	0.15
(1,1407)	1:79:A:PHE:HD1	1:78:A:GLN:HA	18	0.15
(1,1383)	1:86:A:PRO:HD3	1:85:A:GLN:HG3	11	0.15
(1,1383)	1:86:A:PRO:HD3	1:85:A:GLN:HG3	15	0.15
(1,1383)	1:86:A:PRO:HD3	1:85:A:GLN:HG3	16	0.15
(1,1367)	1:133:A:PHE:HD2	1:154:A:GLU:HG2	20	0.15
(1,1363)	1:167:A:GLU:HG3	1:167:A:GLU:HA	14	0.15

Continued on next page...

Continued from previous page...

Key	Atom-1	Atom-2	Model ID	Violation (Å)
(1,1346)	1:162:A:ASN:HB2	1:162:A:ASN:HA	13	0.15
(1,1346)	1:162:A:ASN:HB2	1:162:A:ASN:HA	18	0.15
(1,1346)	1:162:A:ASN:HB2	1:162:A:ASN:HA	20	0.15
(1,1286)	1:95:A:PRO:HD2	1:95:A:PRO:HG3	1	0.15
(1,1286)	1:95:A:PRO:HD2	1:95:A:PRO:HG3	4	0.15
(1,1286)	1:95:A:PRO:HD2	1:95:A:PRO:HG3	5	0.15
(1,1286)	1:95:A:PRO:HD2	1:95:A:PRO:HG3	6	0.15
(1,1286)	1:95:A:PRO:HD2	1:95:A:PRO:HG3	9	0.15
(1,1286)	1:95:A:PRO:HD2	1:95:A:PRO:HG3	11	0.15
(1,1286)	1:95:A:PRO:HD2	1:95:A:PRO:HG3	13	0.15
(1,1286)	1:95:A:PRO:HD2	1:95:A:PRO:HG3	16	0.15
(1,1286)	1:95:A:PRO:HD2	1:95:A:PRO:HG3	17	0.15
(1,1286)	1:95:A:PRO:HD2	1:95:A:PRO:HG3	18	0.15
(1,1271)	1:89:A:ALA:HB1	1:94:A:LEU:HD11	2	0.15
(1,1271)	1:89:A:ALA:HB1	1:94:A:LEU:HD11	6	0.15
(1,1271)	1:89:A:ALA:HB1	1:94:A:LEU:HD11	7	0.15
(1,1271)	1:89:A:ALA:HB1	1:94:A:LEU:HD11	10	0.15
(1,1271)	1:89:A:ALA:HB1	1:94:A:LEU:HD11	14	0.15
(1,1271)	1:89:A:ALA:HB1	1:94:A:LEU:HD11	16	0.15
(1,1271)	1:89:A:ALA:HB1	1:94:A:LEU:HD11	17	0.15
(1,1271)	1:89:A:ALA:HB1	1:94:A:LEU:HD11	18	0.15
(1,1247)	1:141:A:LYS:HB2	1:141:A:LYS:HA	17	0.15
(1,1233)	1:87:A:VAL:HG11	1:92:A:LEU:HD11	2	0.15
(1,1233)	1:87:A:VAL:HG11	1:92:A:LEU:HD11	17	0.15
(1,1228)	1:92:A:LEU:HD11	1:92:A:LEU:HG	4	0.15
(1,1228)	1:92:A:LEU:HD11	1:92:A:LEU:HG	5	0.15
(1,1228)	1:92:A:LEU:HD11	1:92:A:LEU:HG	11	0.15
(1,1228)	1:92:A:LEU:HD11	1:92:A:LEU:HG	13	0.15
(1,1212)	1:137:A:TYR:HB2	1:137:A:TYR:HA	14	0.15
(1,1212)	1:137:A:TYR:HB2	1:137:A:TYR:HA	19	0.15
(1,1194)	1:115:A:GLU:HB2	1:67:A:LEU:HD21	13	0.15
(1,1192)	1:115:A:GLU:HA	1:67:A:LEU:HD21	8	0.15
(1,1191)	1:67:A:LEU:HD21	1:67:A:LEU:HA	3	0.15
(1,1179)	1:146:A:ILE:HA	1:149:A:MET:HE1	4	0.15
(1,1179)	1:146:A:ILE:HA	1:149:A:MET:HE1	5	0.15
(1,1179)	1:146:A:ILE:HA	1:149:A:MET:HE1	12	0.15
(1,1179)	1:146:A:ILE:HA	1:149:A:MET:HE1	18	0.15
(1,1128)	2:201:A:MGO:HAJ	1:146:A:ILE:HG21	8	0.15
(1,1128)	2:201:A:MGO:HAJ	1:146:A:ILE:HG21	16	0.15
(1,1128)	2:201:A:MGO:HAJ	1:146:A:ILE:HG21	19	0.15
(1,1127)	1:146:A:ILE:HA	1:146:A:ILE:HG21	2	0.15
(1,1127)	1:146:A:ILE:HA	1:146:A:ILE:HG21	3	0.15

Continued on next page...

Continued from previous page...

Key	Atom-1	Atom-2	Model ID	Violation (Å)
(1,1127)	1:146:A:ILE:HA	1:146:A:ILE:HG21	4	0.15
(1,1127)	1:146:A:ILE:HA	1:146:A:ILE:HG21	9	0.15
(1,1127)	1:146:A:ILE:HA	1:146:A:ILE:HG21	12	0.15
(1,1127)	1:146:A:ILE:HA	1:146:A:ILE:HG21	20	0.15
(1,1113)	1:129:A:PHE:HD1	1:125:A:CYS:HA	20	0.15
(1,1103)	2:201:A:MGO:HAJ	1:136:A:CYS:HA	14	0.15
(1,1103)	2:201:A:MGO:HAJ	1:136:A:CYS:HA	18	0.15
(1,1103)	2:201:A:MGO:HAJ	1:136:A:CYS:HA	19	0.15
(1,1095)	2:201:A:MGO:HA1	1:87:A:VAL:HG21	15	0.15
(1,1075)	1:93:A:ASN:HA	1:90:A:VAL:HA	10	0.15
(1,1071)	1:109:A:THR:HG21	1:109:A:THR:HA	4	0.15
(1,1071)	1:109:A:THR:HG21	1:109:A:THR:HA	6	0.15
(1,1071)	1:109:A:THR:HG21	1:109:A:THR:HA	8	0.15
(1,1071)	1:109:A:THR:HG21	1:109:A:THR:HA	10	0.15
(1,1071)	1:109:A:THR:HG21	1:109:A:THR:HA	13	0.15
(1,1070)	1:112:A:LYS:HD3	1:109:A:THR:HA	12	0.15
(1,1070)	1:112:A:LYS:HD3	1:109:A:THR:HA	16	0.15
(1,1049)	1:63:A:LEU:HB3	1:60:A:THR:HA	10	0.15
(1,1035)	1:107:A:MET:HB3	1:110:A:ILE:HG21	7	0.15
(1,1004)	1:160:A:LYS:HA	1:160:A:LYS:HE2	4	0.15
(1,1004)	1:160:A:LYS:HA	1:160:A:LYS:HE2	6	0.15
(1,1004)	1:160:A:LYS:HA	1:160:A:LYS:HE2	10	0.15
(1,1004)	1:160:A:LYS:HA	1:160:A:LYS:HE2	16	0.15
(1,1004)	1:160:A:LYS:HA	1:160:A:LYS:HE2	17	0.15
(1,1004)	1:160:A:LYS:HA	1:160:A:LYS:HE2	18	0.15
(1,1004)	1:160:A:LYS:HA	1:160:A:LYS:HE2	20	0.15
(1,928)	1:141:A:LYS:HE3	1:141:A:LYS:HD3	2	0.15
(1,928)	1:141:A:LYS:HE3	1:141:A:LYS:HD3	10	0.15
(1,928)	1:141:A:LYS:HE3	1:141:A:LYS:HD3	11	0.15
(1,928)	1:141:A:LYS:HE3	1:141:A:LYS:HD3	12	0.15
(1,928)	1:141:A:LYS:HE3	1:141:A:LYS:HD3	13	0.15
(1,928)	1:141:A:LYS:HE3	1:141:A:LYS:HD3	15	0.15
(1,928)	1:141:A:LYS:HE3	1:141:A:LYS:HD3	17	0.15
(1,924)	1:142:A:PRO:HD2	1:141:A:LYS:HG3	4	0.15
(1,920)	1:133:A:PHE:HA	1:136:A:CYS:HB3	18	0.15
(1,903)	1:124:A:GLU:HA	1:127:A:GLN:HG3	5	0.15
(1,890)	1:124:A:GLU:HG3	1:124:A:GLU:HA	11	0.15
(1,890)	1:124:A:GLU:HG3	1:124:A:GLU:HA	20	0.15
(1,888)	1:119:A:TYR:HB3	1:124:A:GLU:HB3	1	0.15
(1,883)	1:123:A:GLN:HB2	1:123:A:GLN:HG2	13	0.15
(1,864)	1:111:A:LYS:HE3	1:111:A:LYS:HD3	1	0.15
(1,864)	1:111:A:LYS:HE3	1:111:A:LYS:HD3	3	0.15

Continued on next page...

Continued from previous page...

Key	Atom-1	Atom-2	Model ID	Violation (Å)
(1,864)	1:111:A:LYS:HE3	1:111:A:LYS:HD3	6	0.15
(1,864)	1:111:A:LYS:HE3	1:111:A:LYS:HD3	8	0.15
(1,864)	1:111:A:LYS:HE3	1:111:A:LYS:HD3	11	0.15
(1,864)	1:111:A:LYS:HE3	1:111:A:LYS:HD3	13	0.15
(1,864)	1:111:A:LYS:HE3	1:111:A:LYS:HD3	14	0.15
(1,864)	1:111:A:LYS:HE3	1:111:A:LYS:HD3	15	0.15
(1,864)	1:111:A:LYS:HE3	1:111:A:LYS:HD3	17	0.15
(1,864)	1:111:A:LYS:HE3	1:111:A:LYS:HD3	19	0.15
(1,864)	1:111:A:LYS:HE3	1:111:A:LYS:HD3	20	0.15
(1,856)	1:102:A:LYS:HA	1:102:A:LYS:HG2	18	0.15
(1,848)	1:91:A:LYS:HA	1:91:A:LYS:HE3	1	0.15
(1,848)	1:91:A:LYS:HA	1:91:A:LYS:HE3	11	0.15
(1,842)	1:128:A:ASP:H	1:127:A:GLN:HB2	5	0.15
(1,842)	1:128:A:ASP:H	1:127:A:GLN:HB2	10	0.15
(1,842)	1:128:A:ASP:H	1:127:A:GLN:HB2	16	0.15
(1,838)	1:67:A:LEU:HD11	1:68:A:ARG:HG3	5	0.15
(1,838)	1:67:A:LEU:HD11	1:68:A:ARG:HG3	7	0.15
(1,838)	1:67:A:LEU:HD11	1:68:A:ARG:HG3	11	0.15
(1,838)	1:67:A:LEU:HD11	1:68:A:ARG:HG3	17	0.15
(1,838)	1:67:A:LEU:HD11	1:68:A:ARG:HG3	20	0.15
(1,836)	1:76:A:LYS:HE3	1:76:A:LYS:HG3	16	0.15
(1,823)	1:76:A:LYS:HE3	1:76:A:LYS:HB2	2	0.15
(1,823)	1:76:A:LYS:HE3	1:76:A:LYS:HB2	16	0.15
(1,796)	1:64:A:GLN:HG2	1:61:A:ASN:HA	4	0.15
(1,760)	1:62:A:GLN:HA	1:62:A:GLN:HG2	2	0.15
(1,760)	1:62:A:GLN:HA	1:62:A:GLN:HG2	18	0.15
(1,757)	1:122:A:ALA:HB1	1:62:A:GLN:HG2	12	0.15
(1,756)	1:122:A:ALA:HB1	1:62:A:GLN:HG3	1	0.15
(1,756)	1:122:A:ALA:HB1	1:62:A:GLN:HG3	12	0.15
(1,754)	1:84:A:GLN:HA	1:107:A:MET:HB3	3	0.15
(1,754)	1:84:A:GLN:HA	1:107:A:MET:HB3	4	0.15
(1,754)	1:84:A:GLN:HA	1:107:A:MET:HB3	7	0.15
(1,754)	1:84:A:GLN:HA	1:107:A:MET:HB3	12	0.15
(1,754)	1:84:A:GLN:HA	1:107:A:MET:HB3	15	0.15
(1,736)	1:63:A:LEU:HD11	1:121:A:ASN:HA	8	0.15
(1,736)	1:63:A:LEU:HD11	1:121:A:ASN:HA	20	0.15
(1,715)	1:165:A:PRO:HB2	1:165:A:PRO:HA	3	0.15
(1,715)	1:165:A:PRO:HB2	1:165:A:PRO:HA	5	0.15
(1,715)	1:165:A:PRO:HB2	1:165:A:PRO:HA	9	0.15
(1,688)	1:86:A:PRO:HA	1:86:A:PRO:HG3	5	0.15
(1,683)	1:84:A:GLN:HG2	1:81:A:TRP:HA	8	0.15
(1,683)	1:84:A:GLN:HG2	1:81:A:TRP:HA	12	0.15

Continued on next page...

Continued from previous page...

Key	Atom-1	Atom-2	Model ID	Violation (Å)
(1,681)	1:71:A:LEU:HD11	1:75:A:TRP:HB3	12	0.15
(1,677)	1:63:A:LEU:HD21	1:119:A:TYR:HA	4	0.15
(1,677)	1:63:A:LEU:HD21	1:119:A:TYR:HA	12	0.15
(1,661)	1:164:A:LEU:HD21	1:62:A:GLN:HA	15	0.15
(1,630)	1:105:A:MET:HE1	1:131:A:THR:HB	16	0.15
(1,627)	1:137:A:TYR:HB3	1:134:A:THR:HA	12	0.15
(1,545)	1:71:A:LEU:HD11	1:110:A:ILE:HG21	10	0.15
(1,545)	1:71:A:LEU:HD11	1:110:A:ILE:HG21	12	0.15
(1,545)	1:71:A:LEU:HD11	1:110:A:ILE:HG21	17	0.15
(1,545)	1:71:A:LEU:HD11	1:110:A:ILE:HG21	20	0.15
(1,492)	1:66:A:LEU:HG	1:161:A:ILE:HG21	9	0.15
(1,492)	1:66:A:LEU:HG	1:161:A:ILE:HG21	10	0.15
(1,492)	1:66:A:LEU:HG	1:161:A:ILE:HG21	11	0.15
(1,492)	1:66:A:LEU:HG	1:161:A:ILE:HG21	13	0.15
(1,492)	1:66:A:LEU:HG	1:161:A:ILE:HG21	14	0.15
(1,492)	1:66:A:LEU:HG	1:161:A:ILE:HG21	20	0.15
(1,489)	1:141:A:LYS:HA	1:141:A:LYS:HD3	14	0.15
(1,489)	1:141:A:LYS:HA	1:141:A:LYS:HD3	18	0.15
(1,479)	1:69:A:VAL:HG11	1:68:A:ARG:HG3	2	0.15
(1,468)	1:151:A:GLU:HA	1:150:A:ALA:HB1	2	0.15
(1,468)	1:151:A:GLU:HA	1:150:A:ALA:HB1	4	0.15
(1,468)	1:151:A:GLU:HA	1:150:A:ALA:HB1	6	0.15
(1,468)	1:151:A:GLU:HA	1:150:A:ALA:HB1	12	0.15
(1,468)	1:151:A:GLU:HA	1:150:A:ALA:HB1	20	0.15
(1,455)	1:123:A:GLN:HA	1:126:A:ILE:HD11	1	0.15
(1,455)	1:123:A:GLN:HA	1:126:A:ILE:HD11	8	0.15
(1,455)	1:123:A:GLN:HA	1:126:A:ILE:HD11	20	0.15
(1,434)	1:100:A:ILE:HB	1:101:A:ILE:HD11	15	0.15
(1,427)	1:90:A:VAL:HB	1:90:A:VAL:HG21	15	0.15
(1,425)	1:89:A:ALA:HA	1:87:A:VAL:HG21	3	0.15
(1,425)	1:89:A:ALA:HA	1:87:A:VAL:HG21	7	0.15
(1,425)	1:89:A:ALA:HA	1:87:A:VAL:HG21	8	0.15
(1,425)	1:89:A:ALA:HA	1:87:A:VAL:HG21	11	0.15
(1,425)	1:89:A:ALA:HA	1:87:A:VAL:HG21	14	0.15
(1,425)	1:89:A:ALA:HA	1:87:A:VAL:HG21	18	0.15
(1,317)	1:116:A:ASN:HB2	1:116:A:ASN:HA	18	0.15
(1,312)	1:164:A:LEU:HB3	1:164:A:LEU:HA	1	0.15
(1,312)	1:164:A:LEU:HB3	1:164:A:LEU:HA	2	0.15
(1,312)	1:164:A:LEU:HB3	1:164:A:LEU:HA	3	0.15
(1,312)	1:164:A:LEU:HB3	1:164:A:LEU:HA	4	0.15
(1,312)	1:164:A:LEU:HB3	1:164:A:LEU:HA	5	0.15
(1,312)	1:164:A:LEU:HB3	1:164:A:LEU:HA	6	0.15

Continued on next page...

Continued from previous page...

Key	Atom-1	Atom-2	Model ID	Violation (Å)
(1,312)	1:164:A:LEU:HB3	1:164:A:LEU:HA	7	0.15
(1,312)	1:164:A:LEU:HB3	1:164:A:LEU:HA	8	0.15
(1,312)	1:164:A:LEU:HB3	1:164:A:LEU:HA	9	0.15
(1,312)	1:164:A:LEU:HB3	1:164:A:LEU:HA	10	0.15
(1,312)	1:164:A:LEU:HB3	1:164:A:LEU:HA	11	0.15
(1,312)	1:164:A:LEU:HB3	1:164:A:LEU:HA	13	0.15
(1,312)	1:164:A:LEU:HB3	1:164:A:LEU:HA	14	0.15
(1,312)	1:164:A:LEU:HB3	1:164:A:LEU:HA	15	0.15
(1,312)	1:164:A:LEU:HB3	1:164:A:LEU:HA	16	0.15
(1,312)	1:164:A:LEU:HB3	1:164:A:LEU:HA	17	0.15
(1,312)	1:164:A:LEU:HB3	1:164:A:LEU:HA	18	0.15
(1,312)	1:164:A:LEU:HB3	1:164:A:LEU:HA	19	0.15
(1,312)	1:164:A:LEU:HB3	1:164:A:LEU:HA	20	0.15
(1,308)	1:153:A:LEU:HD11	1:80:A:ALA:HA	2	0.15
(1,308)	1:153:A:LEU:HD11	1:80:A:ALA:HA	5	0.15
(1,308)	1:153:A:LEU:HD11	1:80:A:ALA:HA	8	0.15
(1,308)	1:153:A:LEU:HD11	1:80:A:ALA:HA	14	0.15
(1,305)	1:122:A:ALA:HA	1:122:A:ALA:HB1	3	0.15
(1,305)	1:122:A:ALA:HA	1:122:A:ALA:HB1	10	0.15
(1,282)	1:69:A:VAL:HG11	1:65:A:TYR:HA	11	0.15
(1,282)	1:69:A:VAL:HG11	1:65:A:TYR:HA	18	0.15
(1,276)	1:101:A:ILE:HG21	1:104:A:PRO:HA	6	0.15
(1,276)	1:101:A:ILE:HG21	1:104:A:PRO:HA	8	0.15
(1,276)	1:101:A:ILE:HG21	1:104:A:PRO:HA	9	0.15
(1,259)	1:135:A:ASN:HA	1:101:A:ILE:HD11	14	0.15
(1,258)	1:91:A:LYS:HA	1:90:A:VAL:HG21	5	0.15
(1,255)	1:71:A:LEU:HA	1:70:A:VAL:HG11	4	0.15
(1,253)	1:63:A:LEU:HA	1:114:A:LEU:HD21	3	0.15
(1,253)	1:63:A:LEU:HA	1:114:A:LEU:HD21	7	0.15
(1,253)	1:63:A:LEU:HA	1:114:A:LEU:HD21	9	0.15
(1,253)	1:63:A:LEU:HA	1:114:A:LEU:HD21	10	0.15
(1,253)	1:63:A:LEU:HA	1:114:A:LEU:HD21	11	0.15
(1,253)	1:63:A:LEU:HA	1:114:A:LEU:HD21	13	0.15
(1,253)	1:63:A:LEU:HA	1:114:A:LEU:HD21	20	0.15
(1,249)	1:99:A:LYS:HA	1:99:A:LYS:HG2	11	0.15
(1,247)	1:155:A:LYS:HA	1:155:A:LYS:HG2	2	0.15
(1,247)	1:155:A:LYS:HA	1:155:A:LYS:HG2	7	0.15
(1,247)	1:155:A:LYS:HA	1:155:A:LYS:HG2	16	0.15
(1,247)	1:155:A:LYS:HA	1:155:A:LYS:HG2	19	0.15
(1,247)	1:155:A:LYS:HA	1:155:A:LYS:HG2	20	0.15
(1,243)	1:59:A:GLN:HA	1:59:A:GLN:HB2	3	0.15
(1,243)	1:59:A:GLN:HA	1:59:A:GLN:HB2	7	0.15

Continued on next page...

Continued from previous page...

Key	Atom-1	Atom-2	Model ID	Violation (Å)
(1,243)	1:59:A:GLN:HA	1:59:A:GLN:HB2	12	0.15
(1,243)	1:59:A:GLN:HA	1:59:A:GLN:HB2	14	0.15
(1,238)	1:91:A:LYS:HA	1:91:A:LYS:HD3	4	0.15
(1,238)	1:91:A:LYS:HA	1:91:A:LYS:HD3	7	0.15
(1,238)	1:91:A:LYS:HA	1:91:A:LYS:HD3	11	0.15
(1,238)	1:91:A:LYS:HA	1:91:A:LYS:HD3	17	0.15
(1,238)	1:91:A:LYS:HA	1:91:A:LYS:HD3	19	0.15
(1,236)	1:112:A:LYS:HA	1:112:A:LYS:HD3	14	0.15
(1,222)	1:61:A:ASN:HA	1:61:A:ASN:HB2	12	0.15
(1,219)	1:159:A:GLN:HA	1:162:A:ASN:HB3	9	0.15
(1,205)	1:55:A:LYS:HA	1:56:A:PRO:HD2	4	0.15
(1,194)	1:129:A:PHE:HZ	1:71:A:LEU:HG	1	0.15
(1,194)	1:129:A:PHE:HZ	1:71:A:LEU:HG	2	0.15
(1,194)	1:129:A:PHE:HZ	1:71:A:LEU:HG	6	0.15
(1,194)	1:129:A:PHE:HZ	1:71:A:LEU:HG	9	0.15
(1,194)	1:129:A:PHE:HZ	1:71:A:LEU:HG	12	0.15
(1,194)	1:129:A:PHE:HZ	1:71:A:LEU:HG	16	0.15
(1,194)	1:129:A:PHE:HZ	1:71:A:LEU:HG	19	0.15
(1,190)	1:137:A:TYR:HD1	1:137:A:TYR:HB3	4	0.15
(1,190)	1:137:A:TYR:HD1	1:137:A:TYR:HB3	5	0.15
(1,190)	1:137:A:TYR:HD1	1:137:A:TYR:HB3	10	0.15
(1,190)	1:137:A:TYR:HD1	1:137:A:TYR:HB3	12	0.15
(1,190)	1:137:A:TYR:HD1	1:137:A:TYR:HB3	19	0.15
(1,190)	1:137:A:TYR:HD1	1:137:A:TYR:HB3	20	0.15
(1,162)	2:201:A:MGO:HA1	1:81:A:TRP:HH2	7	0.15
(1,162)	2:201:A:MGO:HA1	1:81:A:TRP:HH2	10	0.15
(1,155)	1:79:A:PHE:HB2	1:77:A:HIS:HE1	3	0.15
(1,155)	1:79:A:PHE:HB2	1:77:A:HIS:HE1	4	0.15
(1,155)	1:79:A:PHE:HB2	1:77:A:HIS:HE1	6	0.15
(1,155)	1:79:A:PHE:HB2	1:77:A:HIS:HE1	9	0.15
(1,86)	1:65:A:TYR:HE1	1:165:A:PRO:HD3	20	0.15
(1,45)	1:70:A:VAL:HG11	1:157:A:PHE:HE1	12	0.15
(1,45)	1:70:A:VAL:HG11	1:157:A:PHE:HE1	15	0.15
(2,122)	1:84:A:GLN:HE21	1:75:A:TRP:O	1	0.14
(2,116)	1:139:A:TYR:HH	1:96:A:ASP:OD1	1	0.14
(1,2636)	1:93:A:ASN:HD22	1:93:A:ASN:HB3	9	0.14
(1,2552)	1:92:A:LEU:H	1:92:A:LEU:HG	7	0.14
(1,2552)	1:92:A:LEU:H	1:92:A:LEU:HG	19	0.14
(1,2535)	1:160:A:LYS:H	1:160:A:LYS:HG3	3	0.14
(1,2535)	1:160:A:LYS:H	1:160:A:LYS:HG3	7	0.14
(1,2535)	1:160:A:LYS:H	1:160:A:LYS:HG3	11	0.14
(1,2535)	1:160:A:LYS:H	1:160:A:LYS:HG3	12	0.14

Continued on next page...

Continued from previous page...

Key	Atom-1	Atom-2	Model ID	Violation (Å)
(1,2535)	1:160:A:LYS:H	1:160:A:LYS:HG3	13	0.14
(1,2535)	1:160:A:LYS:H	1:160:A:LYS:HG3	14	0.14
(1,2535)	1:160:A:LYS:H	1:160:A:LYS:HG3	20	0.14
(1,2523)	1:130:A:ASN:H	1:127:A:GLN:HB3	2	0.14
(1,2523)	1:130:A:ASN:H	1:127:A:GLN:HB3	3	0.14
(1,2523)	1:130:A:ASN:H	1:127:A:GLN:HB3	9	0.14
(1,2507)	1:93:A:ASN:H	1:93:A:ASN:HB3	4	0.14
(1,2507)	1:93:A:ASN:H	1:93:A:ASN:HB3	8	0.14
(1,2507)	1:93:A:ASN:H	1:93:A:ASN:HB3	15	0.14
(1,2507)	1:93:A:ASN:H	1:93:A:ASN:HB3	17	0.14
(1,2476)	1:151:A:GLU:H	1:151:A:GLU:HG2	7	0.14
(1,2460)	1:75:A:TRP:H	1:74:A:LEU:HD11	4	0.14
(1,2460)	1:75:A:TRP:H	1:74:A:LEU:HD11	9	0.14
(1,2460)	1:75:A:TRP:H	1:74:A:LEU:HD11	11	0.14
(1,2460)	1:75:A:TRP:H	1:74:A:LEU:HD11	16	0.14
(1,2367)	1:137:A:TYR:H	1:138:A:ILE:HD11	19	0.14
(1,2342)	1:64:A:GLN:H	1:63:A:LEU:HD11	9	0.14
(1,2342)	1:64:A:GLN:H	1:63:A:LEU:HD11	10	0.14
(1,2342)	1:64:A:GLN:H	1:63:A:LEU:HD11	14	0.14
(1,2342)	1:64:A:GLN:H	1:63:A:LEU:HD11	19	0.14
(1,2299)	1:149:A:MET:H	1:149:A:MET:HB3	7	0.14
(1,2274)	1:135:A:ASN:H	1:131:A:THR:HG21	3	0.14
(1,2238)	1:148:A:LEU:H	1:147:A:VAL:HB	1	0.14
(1,2238)	1:148:A:LEU:H	1:147:A:VAL:HB	3	0.14
(1,2238)	1:148:A:LEU:H	1:147:A:VAL:HB	4	0.14
(1,2238)	1:148:A:LEU:H	1:147:A:VAL:HB	5	0.14
(1,2238)	1:148:A:LEU:H	1:147:A:VAL:HB	9	0.14
(1,2238)	1:148:A:LEU:H	1:147:A:VAL:HB	10	0.14
(1,2238)	1:148:A:LEU:H	1:147:A:VAL:HB	13	0.14
(1,2238)	1:148:A:LEU:H	1:147:A:VAL:HB	14	0.14
(1,2152)	1:79:A:PHE:H	1:78:A:GLN:HG2	4	0.14
(1,2152)	1:79:A:PHE:H	1:78:A:GLN:HG2	10	0.14
(1,2152)	1:79:A:PHE:H	1:78:A:GLN:HG2	17	0.14
(1,2152)	1:79:A:PHE:H	1:78:A:GLN:HG2	18	0.14
(1,2104)	1:144:A:ASP:H	1:147:A:VAL:HB	20	0.14
(1,2100)	1:144:A:ASP:H	1:146:A:ILE:HG21	6	0.14
(1,2100)	1:144:A:ASP:H	1:146:A:ILE:HG21	14	0.14
(1,2100)	1:144:A:ASP:H	1:146:A:ILE:HG21	20	0.14
(1,2039)	1:81:A:TRP:HE1	1:149:A:MET:HE1	1	0.14
(1,1894)	1:153:A:LEU:H	1:74:A:LEU:HD21	7	0.14
(1,1894)	1:153:A:LEU:H	1:74:A:LEU:HD21	13	0.14
(1,1840)	1:164:A:LEU:H	1:163:A:GLU:HB3	7	0.14

Continued on next page...

Continued from previous page...

Key	Atom-1	Atom-2	Model ID	Violation (Å)
(1,1840)	1:164:A:LEU:H	1:163:A:GLU:HB3	13	0.14
(1,1840)	1:164:A:LEU:H	1:163:A:GLU:HB3	16	0.14
(1,1818)	1:110:A:ILE:H	1:107:A:MET:HG2	3	0.14
(1,1818)	1:110:A:ILE:H	1:107:A:MET:HG2	5	0.14
(1,1815)	1:77:A:HIS:H	1:76:A:LYS:HG2	2	0.14
(1,1815)	1:77:A:HIS:H	1:76:A:LYS:HG2	6	0.14
(1,1815)	1:77:A:HIS:H	1:76:A:LYS:HG2	18	0.14
(1,1771)	1:114:A:LEU:H	1:113:A:ARG:HB3	16	0.14
(1,1756)	1:128:A:ASP:H	1:126:A:ILE:H	1	0.14
(1,1756)	1:128:A:ASP:H	1:126:A:ILE:H	13	0.14
(1,1756)	1:128:A:ASP:H	1:126:A:ILE:H	15	0.14
(1,1756)	1:128:A:ASP:H	1:126:A:ILE:H	19	0.14
(1,1727)	1:122:A:ALA:HB1	1:164:A:LEU:HD21	7	0.14
(1,1727)	1:122:A:ALA:HB1	1:164:A:LEU:HD21	16	0.14
(1,1686)	1:65:A:TYR:HE1	1:161:A:ILE:HD11	6	0.14
(1,1686)	1:65:A:TYR:HE1	1:161:A:ILE:HD11	11	0.14
(1,1686)	1:65:A:TYR:HE1	1:161:A:ILE:HD11	14	0.14
(1,1686)	1:65:A:TYR:HE1	1:161:A:ILE:HD11	16	0.14
(1,1679)	1:161:A:ILE:HG21	1:126:A:ILE:HD11	5	0.14
(1,1679)	1:161:A:ILE:HG21	1:126:A:ILE:HD11	9	0.14
(1,1679)	1:161:A:ILE:HG21	1:126:A:ILE:HD11	10	0.14
(1,1679)	1:161:A:ILE:HG21	1:126:A:ILE:HD11	18	0.14
(1,1674)	1:82:A:PRO:HA	1:82:A:PRO:HG2	7	0.14
(1,1674)	1:82:A:PRO:HA	1:82:A:PRO:HG2	14	0.14
(1,1671)	1:105:A:MET:HB2	1:105:A:MET:HE1	1	0.14
(1,1671)	1:105:A:MET:HB2	1:105:A:MET:HE1	5	0.14
(1,1671)	1:105:A:MET:HB2	1:105:A:MET:HE1	12	0.14
(1,1649)	1:101:A:ILE:HG21	1:135:A:ASN:HA	11	0.14
(1,1640)	1:100:A:ILE:HG21	1:101:A:ILE:HD11	18	0.14
(1,1640)	1:100:A:ILE:HG21	1:101:A:ILE:HD11	19	0.14
(1,1636)	1:102:A:LYS:HG2	1:138:A:ILE:HG21	5	0.14
(1,1634)	1:139:A:TYR:HB3	1:138:A:ILE:HG21	1	0.14
(1,1634)	1:139:A:TYR:HB3	1:138:A:ILE:HG21	3	0.14
(1,1634)	1:139:A:TYR:HB3	1:138:A:ILE:HG21	4	0.14
(1,1634)	1:139:A:TYR:HB3	1:138:A:ILE:HG21	10	0.14
(1,1623)	1:150:A:ALA:HB1	1:147:A:VAL:HG21	19	0.14
(1,1622)	1:146:A:ILE:HG13	1:150:A:ALA:HB1	2	0.14
(1,1622)	1:146:A:ILE:HG13	1:150:A:ALA:HB1	3	0.14
(1,1622)	1:146:A:ILE:HG13	1:150:A:ALA:HB1	7	0.14
(1,1622)	1:146:A:ILE:HG13	1:150:A:ALA:HB1	19	0.14
(1,1618)	1:98:A:TYR:HD1	1:89:A:ALA:HB1	6	0.14
(1,1618)	1:98:A:TYR:HD1	1:89:A:ALA:HB1	9	0.14

Continued on next page...

Continued from previous page...

Key	Atom-1	Atom-2	Model ID	Violation (Å)
(1,1618)	1:98:A:TYR:HD1	1:89:A:ALA:HB1	13	0.14
(1,1618)	1:98:A:TYR:HD1	1:89:A:ALA:HB1	17	0.14
(1,1606)	1:80:A:ALA:HB1	1:84:A:GLN:HG2	1	0.14
(1,1606)	1:80:A:ALA:HB1	1:84:A:GLN:HG2	8	0.14
(1,1601)	1:80:A:ALA:HB1	1:75:A:TRP:HA	4	0.14
(1,1601)	1:80:A:ALA:HB1	1:75:A:TRP:HA	8	0.14
(1,1599)	1:65:A:TYR:HD1	1:69:A:VAL:HG11	1	0.14
(1,1599)	1:65:A:TYR:HD1	1:69:A:VAL:HG11	2	0.14
(1,1599)	1:65:A:TYR:HD1	1:69:A:VAL:HG11	3	0.14
(1,1599)	1:65:A:TYR:HD1	1:69:A:VAL:HG11	5	0.14
(1,1599)	1:65:A:TYR:HD1	1:69:A:VAL:HG11	7	0.14
(1,1599)	1:65:A:TYR:HD1	1:69:A:VAL:HG11	12	0.14
(1,1599)	1:65:A:TYR:HD1	1:69:A:VAL:HG11	19	0.14
(1,1595)	1:105:A:MET:HE1	1:109:A:THR:HG21	10	0.14
(1,1595)	1:105:A:MET:HE1	1:109:A:THR:HG21	19	0.14
(1,1594)	1:113:A:ARG:HD3	1:109:A:THR:HG21	16	0.14
(1,1581)	1:70:A:VAL:HG21	1:160:A:LYS:HB2	3	0.14
(1,1581)	1:70:A:VAL:HG21	1:160:A:LYS:HB2	13	0.14
(1,1564)	1:131:A:THR:HG21	1:105:A:MET:HA	13	0.14
(1,1564)	1:131:A:THR:HG21	1:105:A:MET:HA	15	0.14
(1,1564)	1:131:A:THR:HG21	1:105:A:MET:HA	18	0.14
(1,1544)	1:155:A:LYS:HE3	1:155:A:LYS:HG2	16	0.14
(1,1541)	1:63:A:LEU:HD11	1:114:A:LEU:HD21	13	0.14
(1,1538)	1:125:A:CYS:HB3	1:63:A:LEU:HD11	3	0.14
(1,1538)	1:125:A:CYS:HB3	1:63:A:LEU:HD11	5	0.14
(1,1538)	1:125:A:CYS:HB3	1:63:A:LEU:HD11	7	0.14
(1,1538)	1:125:A:CYS:HB3	1:63:A:LEU:HD11	12	0.14
(1,1538)	1:125:A:CYS:HB3	1:63:A:LEU:HD11	13	0.14
(1,1538)	1:125:A:CYS:HB3	1:63:A:LEU:HD11	14	0.14
(1,1537)	1:63:A:LEU:HD11	1:58:A:ARG:HD2	17	0.14
(1,1531)	1:63:A:LEU:HD11	1:122:A:ALA:HA	17	0.14
(1,1527)	1:164:A:LEU:HD11	1:62:A:GLN:HB3	1	0.14
(1,1527)	1:164:A:LEU:HD11	1:62:A:GLN:HB3	12	0.14
(1,1527)	1:164:A:LEU:HD11	1:62:A:GLN:HB3	19	0.14
(1,1524)	1:164:A:LEU:HD11	1:62:A:GLN:HG3	4	0.14
(1,1521)	1:161:A:ILE:HA	1:164:A:LEU:HD11	16	0.14
(1,1449)	1:83:A:PHE:HE2	1:146:A:ILE:HG13	2	0.14
(1,1449)	1:83:A:PHE:HE2	1:146:A:ILE:HG13	4	0.14
(1,1449)	1:83:A:PHE:HE2	1:146:A:ILE:HG13	5	0.14
(1,1449)	1:83:A:PHE:HE2	1:146:A:ILE:HG13	13	0.14
(1,1449)	1:83:A:PHE:HE2	1:146:A:ILE:HG13	14	0.14
(1,1449)	1:83:A:PHE:HE2	1:146:A:ILE:HG13	20	0.14

Continued on next page...

Continued from previous page...

Key	Atom-1	Atom-2	Model ID	Violation (Å)
(1,1435)	1:86:A:PRO:HD3	1:85:A:GLN:HB2	8	0.14
(1,1435)	1:86:A:PRO:HD3	1:85:A:GLN:HB2	17	0.14
(1,1410)	1:79:A:PHE:HE1	1:78:A:GLN:HG3	4	0.14
(1,1410)	1:79:A:PHE:HE1	1:78:A:GLN:HG3	8	0.14
(1,1410)	1:79:A:PHE:HE1	1:78:A:GLN:HG3	18	0.14
(1,1407)	1:79:A:PHE:HD1	1:78:A:GLN:HA	1	0.14
(1,1407)	1:79:A:PHE:HD1	1:78:A:GLN:HA	6	0.14
(1,1407)	1:79:A:PHE:HD1	1:78:A:GLN:HA	12	0.14
(1,1407)	1:79:A:PHE:HD1	1:78:A:GLN:HA	20	0.14
(1,1394)	1:97:A:TYR:HD1	1:104:A:PRO:HB2	15	0.14
(1,1392)	1:104:A:PRO:HB2	1:104:A:PRO:HA	1	0.14
(1,1392)	1:104:A:PRO:HB2	1:104:A:PRO:HA	4	0.14
(1,1392)	1:104:A:PRO:HB2	1:104:A:PRO:HA	5	0.14
(1,1392)	1:104:A:PRO:HB2	1:104:A:PRO:HA	6	0.14
(1,1392)	1:104:A:PRO:HB2	1:104:A:PRO:HA	7	0.14
(1,1392)	1:104:A:PRO:HB2	1:104:A:PRO:HA	8	0.14
(1,1392)	1:104:A:PRO:HB2	1:104:A:PRO:HA	10	0.14
(1,1392)	1:104:A:PRO:HB2	1:104:A:PRO:HA	11	0.14
(1,1392)	1:104:A:PRO:HB2	1:104:A:PRO:HA	12	0.14
(1,1392)	1:104:A:PRO:HB2	1:104:A:PRO:HA	13	0.14
(1,1392)	1:104:A:PRO:HB2	1:104:A:PRO:HA	14	0.14
(1,1392)	1:104:A:PRO:HB2	1:104:A:PRO:HA	16	0.14
(1,1392)	1:104:A:PRO:HB2	1:104:A:PRO:HA	17	0.14
(1,1392)	1:104:A:PRO:HB2	1:104:A:PRO:HA	18	0.14
(1,1392)	1:104:A:PRO:HB2	1:104:A:PRO:HA	19	0.14
(1,1392)	1:104:A:PRO:HB2	1:104:A:PRO:HA	20	0.14
(1,1383)	1:86:A:PRO:HD3	1:85:A:GLN:HG3	1	0.14
(1,1375)	1:156:A:LEU:HD21	1:159:A:GLN:HG3	12	0.14
(1,1363)	1:167:A:GLU:HG3	1:167:A:GLU:HA	4	0.14
(1,1363)	1:167:A:GLU:HG3	1:167:A:GLU:HA	9	0.14
(1,1346)	1:162:A:ASN:HB2	1:162:A:ASN:HA	1	0.14
(1,1346)	1:162:A:ASN:HB2	1:162:A:ASN:HA	2	0.14
(1,1346)	1:162:A:ASN:HB2	1:162:A:ASN:HA	3	0.14
(1,1346)	1:162:A:ASN:HB2	1:162:A:ASN:HA	7	0.14
(1,1346)	1:162:A:ASN:HB2	1:162:A:ASN:HA	10	0.14
(1,1346)	1:162:A:ASN:HB2	1:162:A:ASN:HA	11	0.14
(1,1308)	1:113:A:ARG:HB2	1:113:A:ARG:HD3	19	0.14
(1,1286)	1:95:A:PRO:HD2	1:95:A:PRO:HG3	2	0.14
(1,1286)	1:95:A:PRO:HD2	1:95:A:PRO:HG3	3	0.14
(1,1286)	1:95:A:PRO:HD2	1:95:A:PRO:HG3	7	0.14
(1,1286)	1:95:A:PRO:HD2	1:95:A:PRO:HG3	8	0.14
(1,1286)	1:95:A:PRO:HD2	1:95:A:PRO:HG3	12	0.14

Continued on next page...

Continued from previous page...

Key	Atom-1	Atom-2	Model ID	Violation (Å)
(1,1286)	1:95:A:PRO:HD2	1:95:A:PRO:HG3	14	0.14
(1,1286)	1:95:A:PRO:HD2	1:95:A:PRO:HG3	15	0.14
(1,1286)	1:95:A:PRO:HD2	1:95:A:PRO:HG3	19	0.14
(1,1286)	1:95:A:PRO:HD2	1:95:A:PRO:HG3	20	0.14
(1,1271)	1:89:A:ALA:HB1	1:94:A:LEU:HD11	19	0.14
(1,1271)	1:89:A:ALA:HB1	1:94:A:LEU:HD11	20	0.14
(1,1233)	1:87:A:VAL:HG11	1:92:A:LEU:HD11	9	0.14
(1,1233)	1:87:A:VAL:HG11	1:92:A:LEU:HD11	13	0.14
(1,1233)	1:87:A:VAL:HG11	1:92:A:LEU:HD11	18	0.14
(1,1228)	1:92:A:LEU:HD11	1:92:A:LEU:HG	1	0.14
(1,1228)	1:92:A:LEU:HD11	1:92:A:LEU:HG	2	0.14
(1,1228)	1:92:A:LEU:HD11	1:92:A:LEU:HG	3	0.14
(1,1228)	1:92:A:LEU:HD11	1:92:A:LEU:HG	6	0.14
(1,1228)	1:92:A:LEU:HD11	1:92:A:LEU:HG	7	0.14
(1,1228)	1:92:A:LEU:HD11	1:92:A:LEU:HG	8	0.14
(1,1228)	1:92:A:LEU:HD11	1:92:A:LEU:HG	9	0.14
(1,1228)	1:92:A:LEU:HD11	1:92:A:LEU:HG	10	0.14
(1,1228)	1:92:A:LEU:HD11	1:92:A:LEU:HG	12	0.14
(1,1228)	1:92:A:LEU:HD11	1:92:A:LEU:HG	14	0.14
(1,1228)	1:92:A:LEU:HD11	1:92:A:LEU:HG	15	0.14
(1,1228)	1:92:A:LEU:HD11	1:92:A:LEU:HG	16	0.14
(1,1228)	1:92:A:LEU:HD11	1:92:A:LEU:HG	17	0.14
(1,1228)	1:92:A:LEU:HD11	1:92:A:LEU:HG	18	0.14
(1,1228)	1:92:A:LEU:HD11	1:92:A:LEU:HG	19	0.14
(1,1228)	1:92:A:LEU:HD11	1:92:A:LEU:HG	20	0.14
(1,1194)	1:115:A:GLU:HB2	1:67:A:LEU:HD21	8	0.14
(1,1194)	1:115:A:GLU:HB2	1:67:A:LEU:HD21	11	0.14
(1,1192)	1:115:A:GLU:HA	1:67:A:LEU:HD21	6	0.14
(1,1191)	1:67:A:LEU:HD21	1:67:A:LEU:HA	6	0.14
(1,1191)	1:67:A:LEU:HD21	1:67:A:LEU:HA	8	0.14
(1,1191)	1:67:A:LEU:HD21	1:67:A:LEU:HA	20	0.14
(1,1183)	1:81:A:TRP:HD1	1:149:A:MET:HE1	1	0.14
(1,1183)	1:81:A:TRP:HD1	1:149:A:MET:HE1	7	0.14
(1,1182)	1:79:A:PHE:HD2	1:149:A:MET:HE1	6	0.14
(1,1182)	1:79:A:PHE:HD2	1:149:A:MET:HE1	7	0.14
(1,1138)	2:201:A:MQO:HAJ	1:146:A:ILE:HD11	18	0.14
(1,1137)	1:82:A:PRO:HD3	1:146:A:ILE:HD11	6	0.14
(1,1134)	1:82:A:PRO:HD2	1:146:A:ILE:HD11	19	0.14
(1,1128)	2:201:A:MQO:HAJ	1:146:A:ILE:HG21	11	0.14
(1,1128)	2:201:A:MQO:HAJ	1:146:A:ILE:HG21	15	0.14
(1,1124)	1:146:A:ILE:HB	1:146:A:ILE:HG21	6	0.14
(1,1124)	1:146:A:ILE:HB	1:146:A:ILE:HG21	17	0.14

Continued on next page...

Continued from previous page...

Key	Atom-1	Atom-2	Model ID	Violation (Å)
(1,1113)	1:129:A:PHE:HD1	1:125:A:CYS:HA	9	0.14
(1,1103)	2:201:A:MQO:HAJ	1:136:A:CYS:HA	2	0.14
(1,1103)	2:201:A:MQO:HAJ	1:136:A:CYS:HA	4	0.14
(1,1103)	2:201:A:MQO:HAJ	1:136:A:CYS:HA	10	0.14
(1,1095)	2:201:A:MQO:HA1	1:87:A:VAL:HG21	14	0.14
(1,1095)	2:201:A:MQO:HA1	1:87:A:VAL:HG21	19	0.14
(1,1075)	1:93:A:ASN:HA	1:90:A:VAL:HA	7	0.14
(1,1075)	1:93:A:ASN:HA	1:90:A:VAL:HA	19	0.14
(1,1071)	1:109:A:THR:HG21	1:109:A:THR:HA	7	0.14
(1,1071)	1:109:A:THR:HG21	1:109:A:THR:HA	11	0.14
(1,1071)	1:109:A:THR:HG21	1:109:A:THR:HA	14	0.14
(1,1064)	1:129:A:PHE:HB3	1:126:A:ILE:HA	16	0.14
(1,1049)	1:63:A:LEU:HB3	1:60:A:THR:HA	1	0.14
(1,1049)	1:63:A:LEU:HB3	1:60:A:THR:HA	16	0.14
(1,1025)	1:160:A:LYS:HE3	1:69:A:VAL:HG21	8	0.14
(1,1004)	1:160:A:LYS:HA	1:160:A:LYS:HE2	19	0.14
(1,939)	1:137:A:TYR:HE1	1:151:A:GLU:HB3	17	0.14
(1,928)	1:141:A:LYS:HE3	1:141:A:LYS:HD3	14	0.14
(1,890)	1:124:A:GLU:HG3	1:124:A:GLU:HA	1	0.14
(1,890)	1:124:A:GLU:HG3	1:124:A:GLU:HA	3	0.14
(1,890)	1:124:A:GLU:HG3	1:124:A:GLU:HA	13	0.14
(1,890)	1:124:A:GLU:HG3	1:124:A:GLU:HA	18	0.14
(1,888)	1:119:A:TYR:HB3	1:124:A:GLU:HB3	8	0.14
(1,864)	1:111:A:LYS:HE3	1:111:A:LYS:HD3	9	0.14
(1,858)	1:102:A:LYS:HA	1:102:A:LYS:HE3	8	0.14
(1,858)	1:102:A:LYS:HA	1:102:A:LYS:HE3	16	0.14
(1,849)	1:96:A:ASP:HA	1:99:A:LYS:HG3	19	0.14
(1,848)	1:91:A:LYS:HA	1:91:A:LYS:HE3	4	0.14
(1,842)	1:128:A:ASP:H	1:127:A:GLN:HB2	2	0.14
(1,842)	1:128:A:ASP:H	1:127:A:GLN:HB2	13	0.14
(1,842)	1:128:A:ASP:H	1:127:A:GLN:HB2	14	0.14
(1,842)	1:128:A:ASP:H	1:127:A:GLN:HB2	19	0.14
(1,838)	1:67:A:LEU:HD11	1:68:A:ARG:HG3	1	0.14
(1,838)	1:67:A:LEU:HD11	1:68:A:ARG:HG3	3	0.14
(1,838)	1:67:A:LEU:HD11	1:68:A:ARG:HG3	10	0.14
(1,838)	1:67:A:LEU:HD11	1:68:A:ARG:HG3	12	0.14
(1,838)	1:67:A:LEU:HD11	1:68:A:ARG:HG3	18	0.14
(1,836)	1:76:A:LYS:HE3	1:76:A:LYS:HG3	4	0.14
(1,796)	1:64:A:GLN:HG2	1:61:A:ASN:HA	5	0.14
(1,771)	1:56:A:PRO:HD2	1:55:A:LYS:HB3	17	0.14
(1,771)	1:56:A:PRO:HD2	1:55:A:LYS:HB3	20	0.14
(1,760)	1:62:A:GLN:HA	1:62:A:GLN:HG2	12	0.14

Continued on next page...

Continued from previous page...

Key	Atom-1	Atom-2	Model ID	Violation (Å)
(1,757)	1:122:A:ALA:HB1	1:62:A:GLN:HG2	1	0.14
(1,757)	1:122:A:ALA:HB1	1:62:A:GLN:HG2	14	0.14
(1,756)	1:122:A:ALA:HB1	1:62:A:GLN:HG3	2	0.14
(1,756)	1:122:A:ALA:HB1	1:62:A:GLN:HG3	3	0.14
(1,756)	1:122:A:ALA:HB1	1:62:A:GLN:HG3	10	0.14
(1,756)	1:122:A:ALA:HB1	1:62:A:GLN:HG3	13	0.14
(1,756)	1:122:A:ALA:HB1	1:62:A:GLN:HG3	17	0.14
(1,756)	1:122:A:ALA:HB1	1:62:A:GLN:HG3	20	0.14
(1,754)	1:84:A:GLN:HA	1:107:A:MET:HB3	2	0.14
(1,744)	1:117:A:ASN:HB3	1:117:A:ASN:HA	1	0.14
(1,744)	1:117:A:ASN:HB3	1:117:A:ASN:HA	16	0.14
(1,737)	1:63:A:LEU:HD21	1:121:A:ASN:HA	14	0.14
(1,737)	1:63:A:LEU:HD21	1:121:A:ASN:HA	20	0.14
(1,736)	1:63:A:LEU:HD11	1:121:A:ASN:HA	3	0.14
(1,736)	1:63:A:LEU:HD11	1:121:A:ASN:HA	6	0.14
(1,736)	1:63:A:LEU:HD11	1:121:A:ASN:HA	10	0.14
(1,736)	1:63:A:LEU:HD11	1:121:A:ASN:HA	13	0.14
(1,736)	1:63:A:LEU:HD11	1:121:A:ASN:HA	14	0.14
(1,715)	1:165:A:PRO:HB2	1:165:A:PRO:HA	2	0.14
(1,715)	1:165:A:PRO:HB2	1:165:A:PRO:HA	4	0.14
(1,715)	1:165:A:PRO:HB2	1:165:A:PRO:HA	7	0.14
(1,715)	1:165:A:PRO:HB2	1:165:A:PRO:HA	12	0.14
(1,715)	1:165:A:PRO:HB2	1:165:A:PRO:HA	13	0.14
(1,715)	1:165:A:PRO:HB2	1:165:A:PRO:HA	14	0.14
(1,715)	1:165:A:PRO:HB2	1:165:A:PRO:HA	15	0.14
(1,715)	1:165:A:PRO:HB2	1:165:A:PRO:HA	16	0.14
(1,715)	1:165:A:PRO:HB2	1:165:A:PRO:HA	17	0.14
(1,715)	1:165:A:PRO:HB2	1:165:A:PRO:HA	18	0.14
(1,715)	1:165:A:PRO:HB2	1:165:A:PRO:HA	19	0.14
(1,715)	1:165:A:PRO:HB2	1:165:A:PRO:HA	20	0.14
(1,688)	1:86:A:PRO:HA	1:86:A:PRO:HG3	15	0.14
(1,687)	1:88:A:ASP:HB2	1:91:A:LYS:HB2	14	0.14
(1,687)	1:88:A:ASP:HB2	1:91:A:LYS:HB2	15	0.14
(1,683)	1:84:A:GLN:HG2	1:81:A:TRP:HA	18	0.14
(1,681)	1:71:A:LEU:HD11	1:75:A:TRP:HB3	10	0.14
(1,661)	1:164:A:LEU:HD21	1:62:A:GLN:HA	3	0.14
(1,661)	1:164:A:LEU:HD21	1:62:A:GLN:HA	10	0.14
(1,661)	1:164:A:LEU:HD21	1:62:A:GLN:HA	14	0.14
(1,661)	1:164:A:LEU:HD21	1:62:A:GLN:HA	18	0.14
(1,660)	1:149:A:MET:HE1	1:79:A:PHE:HA	11	0.14
(1,627)	1:137:A:TYR:HB3	1:134:A:THR:HA	3	0.14
(1,627)	1:137:A:TYR:HB3	1:134:A:THR:HA	5	0.14

Continued on next page...

Continued from previous page...

Key	Atom-1	Atom-2	Model ID	Violation (Å)
(1,627)	1:137:A:TYR:HB3	1:134:A:THR:HA	9	0.14
(1,557)	1:107:A:MET:HA	1:71:A:LEU:HD11	2	0.14
(1,557)	1:107:A:MET:HA	1:71:A:LEU:HD11	4	0.14
(1,557)	1:107:A:MET:HA	1:71:A:LEU:HD11	6	0.14
(1,557)	1:107:A:MET:HA	1:71:A:LEU:HD11	14	0.14
(1,554)	1:75:A:TRP:HA	1:71:A:LEU:HD21	3	0.14
(1,545)	1:71:A:LEU:HD11	1:110:A:ILE:HG21	2	0.14
(1,545)	1:71:A:LEU:HD11	1:110:A:ILE:HG21	11	0.14
(1,545)	1:71:A:LEU:HD11	1:110:A:ILE:HG21	18	0.14
(1,520)	1:129:A:PHE:HB3	1:132:A:MET:HE1	4	0.14
(1,520)	1:129:A:PHE:HB3	1:132:A:MET:HE1	5	0.14
(1,520)	1:129:A:PHE:HB3	1:132:A:MET:HE1	19	0.14
(1,492)	1:66:A:LEU:HG	1:161:A:ILE:HG21	15	0.14
(1,492)	1:66:A:LEU:HG	1:161:A:ILE:HG21	18	0.14
(1,483)	1:64:A:GLN:HB3	1:64:A:GLN:HA	9	0.14
(1,483)	1:64:A:GLN:HB3	1:64:A:GLN:HA	18	0.14
(1,455)	1:123:A:GLN:HA	1:126:A:ILE:HD11	4	0.14
(1,425)	1:89:A:ALA:HA	1:87:A:VAL:HG21	2	0.14
(1,425)	1:89:A:ALA:HA	1:87:A:VAL:HG21	15	0.14
(1,425)	1:89:A:ALA:HA	1:87:A:VAL:HG21	19	0.14
(1,373)	1:74:A:LEU:HG	1:74:A:LEU:HD21	3	0.14
(1,369)	1:114:A:LEU:HB2	1:114:A:LEU:HD11	2	0.14
(1,369)	1:114:A:LEU:HB2	1:114:A:LEU:HD11	5	0.14
(1,369)	1:114:A:LEU:HB2	1:114:A:LEU:HD11	14	0.14
(1,369)	1:114:A:LEU:HB2	1:114:A:LEU:HD11	18	0.14
(1,357)	1:167:A:GLU:HG3	1:167:A:GLU:HB2	18	0.14
(1,357)	1:167:A:GLU:HG3	1:167:A:GLU:HB2	19	0.14
(1,317)	1:116:A:ASN:HB2	1:116:A:ASN:HA	13	0.14
(1,312)	1:164:A:LEU:HB3	1:164:A:LEU:HA	12	0.14
(1,308)	1:153:A:LEU:HD11	1:80:A:ALA:HA	9	0.14
(1,308)	1:153:A:LEU:HD11	1:80:A:ALA:HA	12	0.14
(1,308)	1:153:A:LEU:HD11	1:80:A:ALA:HA	17	0.14
(1,308)	1:153:A:LEU:HD11	1:80:A:ALA:HA	18	0.14
(1,305)	1:122:A:ALA:HA	1:122:A:ALA:HB1	1	0.14
(1,305)	1:122:A:ALA:HA	1:122:A:ALA:HB1	4	0.14
(1,305)	1:122:A:ALA:HA	1:122:A:ALA:HB1	5	0.14
(1,305)	1:122:A:ALA:HA	1:122:A:ALA:HB1	6	0.14
(1,305)	1:122:A:ALA:HA	1:122:A:ALA:HB1	7	0.14
(1,305)	1:122:A:ALA:HA	1:122:A:ALA:HB1	8	0.14
(1,305)	1:122:A:ALA:HA	1:122:A:ALA:HB1	9	0.14
(1,305)	1:122:A:ALA:HA	1:122:A:ALA:HB1	11	0.14
(1,305)	1:122:A:ALA:HA	1:122:A:ALA:HB1	12	0.14

Continued on next page...

Continued from previous page...

Key	Atom-1	Atom-2	Model ID	Violation (Å)
(1,305)	1:122:A:ALA:HA	1:122:A:ALA:HB1	16	0.14
(1,305)	1:122:A:ALA:HA	1:122:A:ALA:HB1	19	0.14
(1,305)	1:122:A:ALA:HA	1:122:A:ALA:HB1	20	0.14
(1,301)	1:114:A:LEU:HD21	1:114:A:LEU:HA	13	0.14
(1,300)	1:114:A:LEU:HA	1:114:A:LEU:HB2	1	0.14
(1,300)	1:114:A:LEU:HA	1:114:A:LEU:HB2	12	0.14
(1,300)	1:114:A:LEU:HA	1:114:A:LEU:HB2	13	0.14
(1,300)	1:114:A:LEU:HA	1:114:A:LEU:HB2	16	0.14
(1,300)	1:114:A:LEU:HA	1:114:A:LEU:HB2	19	0.14
(1,294)	1:91:A:LYS:HG2	1:91:A:LYS:HA	3	0.14
(1,294)	1:91:A:LYS:HG2	1:91:A:LYS:HA	15	0.14
(1,294)	1:91:A:LYS:HG2	1:91:A:LYS:HA	16	0.14
(1,282)	1:69:A:VAL:HG11	1:65:A:TYR:HA	4	0.14
(1,282)	1:69:A:VAL:HG11	1:65:A:TYR:HA	5	0.14
(1,282)	1:69:A:VAL:HG11	1:65:A:TYR:HA	7	0.14
(1,282)	1:69:A:VAL:HG11	1:65:A:TYR:HA	9	0.14
(1,282)	1:69:A:VAL:HG11	1:65:A:TYR:HA	13	0.14
(1,282)	1:69:A:VAL:HG11	1:65:A:TYR:HA	16	0.14
(1,281)	1:166:A:THR:HG21	1:166:A:THR:HA	1	0.14
(1,281)	1:166:A:THR:HG21	1:166:A:THR:HA	7	0.14
(1,281)	1:166:A:THR:HG21	1:166:A:THR:HA	8	0.14
(1,281)	1:166:A:THR:HG21	1:166:A:THR:HA	10	0.14
(1,281)	1:166:A:THR:HG21	1:166:A:THR:HA	11	0.14
(1,281)	1:166:A:THR:HG21	1:166:A:THR:HA	16	0.14
(1,281)	1:166:A:THR:HG21	1:166:A:THR:HA	20	0.14
(1,276)	1:101:A:ILE:HG21	1:104:A:PRO:HA	13	0.14
(1,259)	1:135:A:ASN:HA	1:101:A:ILE:HD11	7	0.14
(1,259)	1:135:A:ASN:HA	1:101:A:ILE:HD11	8	0.14
(1,256)	1:128:A:ASP:HA	1:131:A:THR:HG21	18	0.14
(1,254)	1:73:A:THR:HB	1:156:A:LEU:HD21	14	0.14
(1,253)	1:63:A:LEU:HA	1:114:A:LEU:HD21	16	0.14
(1,247)	1:155:A:LYS:HA	1:155:A:LYS:HG2	4	0.14
(1,247)	1:155:A:LYS:HA	1:155:A:LYS:HG2	18	0.14
(1,243)	1:59:A:GLN:HA	1:59:A:GLN:HB2	1	0.14
(1,243)	1:59:A:GLN:HA	1:59:A:GLN:HB2	5	0.14
(1,243)	1:59:A:GLN:HA	1:59:A:GLN:HB2	6	0.14
(1,243)	1:59:A:GLN:HA	1:59:A:GLN:HB2	15	0.14
(1,243)	1:59:A:GLN:HA	1:59:A:GLN:HB2	17	0.14
(1,243)	1:59:A:GLN:HA	1:59:A:GLN:HB2	18	0.14
(1,243)	1:59:A:GLN:HA	1:59:A:GLN:HB2	19	0.14
(1,243)	1:59:A:GLN:HA	1:59:A:GLN:HB2	20	0.14
(1,238)	1:91:A:LYS:HA	1:91:A:LYS:HD3	1	0.14

Continued on next page...

Continued from previous page...

Key	Atom-1	Atom-2	Model ID	Violation (Å)
(1,236)	1:112:A:LYS:HA	1:112:A:LYS:HD3	5	0.14
(1,232)	1:167:A:GLU:HA	1:167:A:GLU:HB2	2	0.14
(1,232)	1:167:A:GLU:HA	1:167:A:GLU:HB2	6	0.14
(1,232)	1:167:A:GLU:HA	1:167:A:GLU:HB2	12	0.14
(1,232)	1:167:A:GLU:HA	1:167:A:GLU:HB2	17	0.14
(1,228)	1:142:A:PRO:HA	1:142:A:PRO:HB3	1	0.14
(1,228)	1:142:A:PRO:HA	1:142:A:PRO:HB3	2	0.14
(1,228)	1:142:A:PRO:HA	1:142:A:PRO:HB3	3	0.14
(1,228)	1:142:A:PRO:HA	1:142:A:PRO:HB3	4	0.14
(1,228)	1:142:A:PRO:HA	1:142:A:PRO:HB3	5	0.14
(1,228)	1:142:A:PRO:HA	1:142:A:PRO:HB3	6	0.14
(1,228)	1:142:A:PRO:HA	1:142:A:PRO:HB3	7	0.14
(1,228)	1:142:A:PRO:HA	1:142:A:PRO:HB3	9	0.14
(1,228)	1:142:A:PRO:HA	1:142:A:PRO:HB3	10	0.14
(1,228)	1:142:A:PRO:HA	1:142:A:PRO:HB3	13	0.14
(1,228)	1:142:A:PRO:HA	1:142:A:PRO:HB3	14	0.14
(1,228)	1:142:A:PRO:HA	1:142:A:PRO:HB3	15	0.14
(1,228)	1:142:A:PRO:HA	1:142:A:PRO:HB3	18	0.14
(1,228)	1:142:A:PRO:HA	1:142:A:PRO:HB3	19	0.14
(1,228)	1:142:A:PRO:HA	1:142:A:PRO:HB3	20	0.14
(1,222)	1:61:A:ASN:HA	1:61:A:ASN:HB2	6	0.14
(1,201)	1:119:A:TYR:HE2	1:114:A:LEU:HD21	9	0.14
(1,194)	1:129:A:PHE:HZ	1:71:A:LEU:HG	7	0.14
(1,194)	1:129:A:PHE:HZ	1:71:A:LEU:HG	11	0.14
(1,194)	1:129:A:PHE:HZ	1:71:A:LEU:HG	13	0.14
(1,194)	1:129:A:PHE:HZ	1:71:A:LEU:HG	20	0.14
(1,190)	1:137:A:TYR:HD1	1:137:A:TYR:HB3	6	0.14
(1,190)	1:137:A:TYR:HD1	1:137:A:TYR:HB3	8	0.14
(1,190)	1:137:A:TYR:HD1	1:137:A:TYR:HB3	14	0.14
(1,162)	2:201:A:MGO:HA1	1:81:A:TRP:HH2	12	0.14
(1,162)	2:201:A:MGO:HA1	1:81:A:TRP:HH2	18	0.14
(1,155)	1:79:A:PHE:HB2	1:77:A:HIS:HE1	11	0.14
(1,155)	1:79:A:PHE:HB2	1:77:A:HIS:HE1	15	0.14
(1,155)	1:79:A:PHE:HB2	1:77:A:HIS:HE1	17	0.14
(1,155)	1:79:A:PHE:HB2	1:77:A:HIS:HE1	20	0.14
(1,95)	1:114:A:LEU:HA	1:119:A:TYR:HD2	10	0.14
(1,45)	1:70:A:VAL:HG11	1:157:A:PHE:HE1	2	0.14
(1,45)	1:70:A:VAL:HG11	1:157:A:PHE:HE1	3	0.14
(1,45)	1:70:A:VAL:HG11	1:157:A:PHE:HE1	4	0.14
(1,45)	1:70:A:VAL:HG11	1:157:A:PHE:HE1	6	0.14
(1,45)	1:70:A:VAL:HG11	1:157:A:PHE:HE1	10	0.14
(1,45)	1:70:A:VAL:HG11	1:157:A:PHE:HE1	16	0.14

Continued on next page...

Continued from previous page...

Key	Atom-1	Atom-2	Model ID	Violation (Å)
(1,45)	1:70:A:VAL:HG11	1:157:A:PHE:HE1	19	0.14
(1,45)	1:70:A:VAL:HG11	1:157:A:PHE:HE1	20	0.14
(1,26)	1:120:A:TRP:HZ3	1:120:A:TRP:HH2	1	0.14
(1,26)	1:120:A:TRP:HZ3	1:120:A:TRP:HH2	2	0.14
(1,26)	1:120:A:TRP:HZ3	1:120:A:TRP:HH2	3	0.14
(1,26)	1:120:A:TRP:HZ3	1:120:A:TRP:HH2	4	0.14
(1,26)	1:120:A:TRP:HZ3	1:120:A:TRP:HH2	5	0.14
(1,26)	1:120:A:TRP:HZ3	1:120:A:TRP:HH2	6	0.14
(1,26)	1:120:A:TRP:HZ3	1:120:A:TRP:HH2	7	0.14
(1,26)	1:120:A:TRP:HZ3	1:120:A:TRP:HH2	8	0.14
(1,26)	1:120:A:TRP:HZ3	1:120:A:TRP:HH2	9	0.14
(1,26)	1:120:A:TRP:HZ3	1:120:A:TRP:HH2	10	0.14
(1,26)	1:120:A:TRP:HZ3	1:120:A:TRP:HH2	11	0.14
(1,26)	1:120:A:TRP:HZ3	1:120:A:TRP:HH2	12	0.14
(1,26)	1:120:A:TRP:HZ3	1:120:A:TRP:HH2	13	0.14
(1,26)	1:120:A:TRP:HZ3	1:120:A:TRP:HH2	14	0.14
(1,26)	1:120:A:TRP:HZ3	1:120:A:TRP:HH2	15	0.14
(1,26)	1:120:A:TRP:HZ3	1:120:A:TRP:HH2	16	0.14
(1,26)	1:120:A:TRP:HZ3	1:120:A:TRP:HH2	17	0.14
(1,26)	1:120:A:TRP:HZ3	1:120:A:TRP:HH2	18	0.14
(1,26)	1:120:A:TRP:HZ3	1:120:A:TRP:HH2	19	0.14
(1,26)	1:120:A:TRP:HZ3	1:120:A:TRP:HH2	20	0.14
(2,122)	1:84:A:GLN:HE21	1:75:A:TRP:O	14	0.13
(2,116)	1:139:A:TYR:HH	1:96:A:ASP:OD1	12	0.13
(2,116)	1:139:A:TYR:HH	1:96:A:ASP:OD1	19	0.13
(1,2653)	1:130:A:ASN:HD21	1:126:A:ILE:HG21	13	0.13
(1,2552)	1:92:A:LEU:H	1:92:A:LEU:HG	3	0.13
(1,2552)	1:92:A:LEU:H	1:92:A:LEU:HG	6	0.13
(1,2552)	1:92:A:LEU:H	1:92:A:LEU:HG	10	0.13
(1,2552)	1:92:A:LEU:H	1:92:A:LEU:HG	11	0.13
(1,2552)	1:92:A:LEU:H	1:92:A:LEU:HG	12	0.13
(1,2552)	1:92:A:LEU:H	1:92:A:LEU:HG	14	0.13
(1,2552)	1:92:A:LEU:H	1:92:A:LEU:HG	20	0.13
(1,2535)	1:160:A:LYS:H	1:160:A:LYS:HG3	2	0.13
(1,2535)	1:160:A:LYS:H	1:160:A:LYS:HG3	8	0.13
(1,2535)	1:160:A:LYS:H	1:160:A:LYS:HG3	9	0.13
(1,2523)	1:130:A:ASN:H	1:127:A:GLN:HB3	17	0.13
(1,2523)	1:130:A:ASN:H	1:127:A:GLN:HB3	18	0.13
(1,2523)	1:130:A:ASN:H	1:127:A:GLN:HB3	19	0.13
(1,2507)	1:93:A:ASN:H	1:93:A:ASN:HB3	1	0.13
(1,2507)	1:93:A:ASN:H	1:93:A:ASN:HB3	5	0.13
(1,2507)	1:93:A:ASN:H	1:93:A:ASN:HB3	11	0.13

Continued on next page...

Continued from previous page...

Key	Atom-1	Atom-2	Model ID	Violation (Å)
(1,2507)	1:93:A:ASN:H	1:93:A:ASN:HB3	13	0.13
(1,2507)	1:93:A:ASN:H	1:93:A:ASN:HB3	18	0.13
(1,2476)	1:151:A:GLU:H	1:151:A:GLU:HG2	12	0.13
(1,2473)	1:151:A:GLU:H	1:148:A:LEU:HD21	4	0.13
(1,2473)	1:151:A:GLU:H	1:148:A:LEU:HD21	8	0.13
(1,2473)	1:151:A:GLU:H	1:148:A:LEU:HD21	12	0.13
(1,2473)	1:151:A:GLU:H	1:148:A:LEU:HD21	13	0.13
(1,2473)	1:151:A:GLU:H	1:148:A:LEU:HD21	15	0.13
(1,2473)	1:151:A:GLU:H	1:148:A:LEU:HD21	18	0.13
(1,2381)	1:159:A:GLN:H	1:159:A:GLN:HB3	4	0.13
(1,2342)	1:64:A:GLN:H	1:63:A:LEU:HD11	2	0.13
(1,2342)	1:64:A:GLN:H	1:63:A:LEU:HD11	6	0.13
(1,2342)	1:64:A:GLN:H	1:63:A:LEU:HD11	13	0.13
(1,2342)	1:64:A:GLN:H	1:63:A:LEU:HD11	16	0.13
(1,2299)	1:149:A:MET:H	1:149:A:MET:HB3	6	0.13
(1,2299)	1:149:A:MET:H	1:149:A:MET:HB3	17	0.13
(1,2247)	1:141:A:LYS:H	1:140:A:ASN:HB3	19	0.13
(1,2159)	1:66:A:LEU:H	1:65:A:TYR:HB2	6	0.13
(1,2145)	1:152:A:ALA:H	1:152:A:ALA:HB1	7	0.13
(1,2104)	1:144:A:ASP:H	1:147:A:VAL:HB	1	0.13
(1,2104)	1:144:A:ASP:H	1:147:A:VAL:HB	12	0.13
(1,2100)	1:144:A:ASP:H	1:146:A:ILE:HG21	3	0.13
(1,2034)	1:85:A:GLN:HE22	1:82:A:PRO:HA	15	0.13
(1,2020)	1:73:A:THR:H	1:74:A:LEU:HG	12	0.13
(1,2020)	1:73:A:THR:H	1:74:A:LEU:HG	17	0.13
(1,2014)	1:162:A:ASN:HD22	1:159:A:GLN:HA	11	0.13
(1,1953)	1:127:A:GLN:H	1:127:A:GLN:HG3	5	0.13
(1,1894)	1:153:A:LEU:H	1:74:A:LEU:HD21	4	0.13
(1,1894)	1:153:A:LEU:H	1:74:A:LEU:HD21	9	0.13
(1,1894)	1:153:A:LEU:H	1:74:A:LEU:HD21	12	0.13
(1,1894)	1:153:A:LEU:H	1:74:A:LEU:HD21	15	0.13
(1,1883)	1:70:A:VAL:H	1:69:A:VAL:HB	8	0.13
(1,1883)	1:70:A:VAL:H	1:69:A:VAL:HB	9	0.13
(1,1883)	1:70:A:VAL:H	1:69:A:VAL:HB	20	0.13
(1,1840)	1:164:A:LEU:H	1:163:A:GLU:HB3	2	0.13
(1,1840)	1:164:A:LEU:H	1:163:A:GLU:HB3	8	0.13
(1,1840)	1:164:A:LEU:H	1:163:A:GLU:HB3	11	0.13
(1,1840)	1:164:A:LEU:H	1:163:A:GLU:HB3	15	0.13
(1,1840)	1:164:A:LEU:H	1:163:A:GLU:HB3	17	0.13
(1,1822)	1:128:A:ASP:H	1:126:A:ILE:HG21	4	0.13
(1,1822)	1:128:A:ASP:H	1:126:A:ILE:HG21	9	0.13
(1,1815)	1:77:A:HIS:H	1:76:A:LYS:HG2	9	0.13

Continued on next page...

Continued from previous page...

Key	Atom-1	Atom-2	Model ID	Violation (Å)
(1,1815)	1:77:A:HIS:H	1:76:A:LYS:HG2	14	0.13
(1,1815)	1:77:A:HIS:H	1:76:A:LYS:HG2	17	0.13
(1,1778)	1:111:A:LYS:H	1:111:A:LYS:HD3	14	0.13
(1,1778)	1:111:A:LYS:H	1:111:A:LYS:HD3	17	0.13
(1,1756)	1:128:A:ASP:H	1:126:A:ILE:H	7	0.13
(1,1756)	1:128:A:ASP:H	1:126:A:ILE:H	10	0.13
(1,1756)	1:128:A:ASP:H	1:126:A:ILE:H	12	0.13
(1,1756)	1:128:A:ASP:H	1:126:A:ILE:H	14	0.13
(1,1756)	1:128:A:ASP:H	1:126:A:ILE:H	20	0.13
(1,1745)	1:102:A:LYS:H	1:102:A:LYS:HD3	19	0.13
(1,1727)	1:122:A:ALA:HB1	1:164:A:LEU:HD21	1	0.13
(1,1727)	1:122:A:ALA:HB1	1:164:A:LEU:HD21	3	0.13
(1,1727)	1:122:A:ALA:HB1	1:164:A:LEU:HD21	4	0.13
(1,1727)	1:122:A:ALA:HB1	1:164:A:LEU:HD21	13	0.13
(1,1727)	1:122:A:ALA:HB1	1:164:A:LEU:HD21	14	0.13
(1,1727)	1:122:A:ALA:HB1	1:164:A:LEU:HD21	17	0.13
(1,1727)	1:122:A:ALA:HB1	1:164:A:LEU:HD21	19	0.13
(1,1717)	1:167:A:GLU:HA	1:61:A:ASN:HB3	18	0.13
(1,1679)	1:161:A:ILE:HG21	1:126:A:ILE:HD11	6	0.13
(1,1679)	1:161:A:ILE:HG21	1:126:A:ILE:HD11	7	0.13
(1,1679)	1:161:A:ILE:HG21	1:126:A:ILE:HD11	13	0.13
(1,1679)	1:161:A:ILE:HG21	1:126:A:ILE:HD11	15	0.13
(1,1679)	1:161:A:ILE:HG21	1:126:A:ILE:HD11	16	0.13
(1,1679)	1:161:A:ILE:HG21	1:126:A:ILE:HD11	19	0.13
(1,1671)	1:105:A:MET:HB2	1:105:A:MET:HE1	6	0.13
(1,1671)	1:105:A:MET:HB2	1:105:A:MET:HE1	10	0.13
(1,1671)	1:105:A:MET:HB2	1:105:A:MET:HE1	13	0.13
(1,1671)	1:105:A:MET:HB2	1:105:A:MET:HE1	14	0.13
(1,1671)	1:105:A:MET:HB2	1:105:A:MET:HE1	18	0.13
(1,1652)	1:98:A:TYR:HE1	1:101:A:ILE:HG21	10	0.13
(1,1640)	1:100:A:ILE:HG21	1:101:A:ILE:HD11	8	0.13
(1,1636)	1:102:A:LYS:HG2	1:138:A:ILE:HG21	10	0.13
(1,1636)	1:102:A:LYS:HG2	1:138:A:ILE:HG21	15	0.13
(1,1635)	1:100:A:ILE:HB	1:138:A:ILE:HG21	3	0.13
(1,1635)	1:100:A:ILE:HB	1:138:A:ILE:HG21	12	0.13
(1,1635)	1:100:A:ILE:HB	1:138:A:ILE:HG21	13	0.13
(1,1635)	1:100:A:ILE:HB	1:138:A:ILE:HG21	17	0.13
(1,1634)	1:139:A:TYR:HB3	1:138:A:ILE:HG21	6	0.13
(1,1634)	1:139:A:TYR:HB3	1:138:A:ILE:HG21	14	0.13
(1,1634)	1:139:A:TYR:HB3	1:138:A:ILE:HG21	19	0.13
(1,1623)	1:150:A:ALA:HB1	1:147:A:VAL:HG21	20	0.13
(1,1622)	1:146:A:ILE:HG13	1:150:A:ALA:HB1	4	0.13

Continued on next page...

Continued from previous page...

Key	Atom-1	Atom-2	Model ID	Violation (Å)
(1,1622)	1:146:A:ILE:HG13	1:150:A:ALA:HB1	5	0.13
(1,1622)	1:146:A:ILE:HG13	1:150:A:ALA:HB1	20	0.13
(1,1618)	1:98:A:TYR:HD1	1:89:A:ALA:HB1	1	0.13
(1,1618)	1:98:A:TYR:HD1	1:89:A:ALA:HB1	10	0.13
(1,1618)	1:98:A:TYR:HD1	1:89:A:ALA:HB1	14	0.13
(1,1611)	1:91:A:LYS:HG3	1:90:A:VAL:HG21	1	0.13
(1,1607)	1:74:A:LEU:HD21	1:80:A:ALA:HB1	3	0.13
(1,1607)	1:74:A:LEU:HD21	1:80:A:ALA:HB1	17	0.13
(1,1606)	1:80:A:ALA:HB1	1:84:A:GLN:HG2	5	0.13
(1,1606)	1:80:A:ALA:HB1	1:84:A:GLN:HG2	10	0.13
(1,1606)	1:80:A:ALA:HB1	1:84:A:GLN:HG2	16	0.13
(1,1601)	1:80:A:ALA:HB1	1:75:A:TRP:HA	1	0.13
(1,1601)	1:80:A:ALA:HB1	1:75:A:TRP:HA	13	0.13
(1,1596)	1:113:A:ARG:HG3	1:109:A:THR:HG21	6	0.13
(1,1595)	1:105:A:MET:HE1	1:109:A:THR:HG21	6	0.13
(1,1595)	1:105:A:MET:HE1	1:109:A:THR:HG21	13	0.13
(1,1595)	1:105:A:MET:HE1	1:109:A:THR:HG21	17	0.13
(1,1581)	1:70:A:VAL:HG21	1:160:A:LYS:HB2	7	0.13
(1,1581)	1:70:A:VAL:HG21	1:160:A:LYS:HB2	14	0.13
(1,1581)	1:70:A:VAL:HG21	1:160:A:LYS:HB2	16	0.13
(1,1581)	1:70:A:VAL:HG21	1:160:A:LYS:HB2	20	0.13
(1,1564)	1:131:A:THR:HG21	1:105:A:MET:HA	3	0.13
(1,1541)	1:63:A:LEU:HD11	1:114:A:LEU:HD21	3	0.13
(1,1541)	1:63:A:LEU:HD11	1:114:A:LEU:HD21	10	0.13
(1,1541)	1:63:A:LEU:HD11	1:114:A:LEU:HD21	11	0.13
(1,1541)	1:63:A:LEU:HD11	1:114:A:LEU:HD21	14	0.13
(1,1539)	1:63:A:LEU:HD11	1:63:A:LEU:HB2	2	0.13
(1,1538)	1:125:A:CYS:HB3	1:63:A:LEU:HD11	6	0.13
(1,1538)	1:125:A:CYS:HB3	1:63:A:LEU:HD11	18	0.13
(1,1531)	1:63:A:LEU:HD11	1:122:A:ALA:HA	7	0.13
(1,1531)	1:63:A:LEU:HD11	1:122:A:ALA:HA	12	0.13
(1,1531)	1:63:A:LEU:HD11	1:122:A:ALA:HA	18	0.13
(1,1527)	1:164:A:LEU:HD11	1:62:A:GLN:HB3	15	0.13
(1,1525)	1:164:A:LEU:HD11	1:165:A:PRO:HD3	3	0.13
(1,1521)	1:161:A:ILE:HA	1:164:A:LEU:HD11	1	0.13
(1,1449)	1:83:A:PHE:HE2	1:146:A:ILE:HG13	8	0.13
(1,1449)	1:83:A:PHE:HE2	1:146:A:ILE:HG13	10	0.13
(1,1449)	1:83:A:PHE:HE2	1:146:A:ILE:HG13	15	0.13
(1,1449)	1:83:A:PHE:HE2	1:146:A:ILE:HG13	19	0.13
(1,1410)	1:79:A:PHE:HE1	1:78:A:GLN:HG3	7	0.13
(1,1410)	1:79:A:PHE:HE1	1:78:A:GLN:HG3	12	0.13
(1,1410)	1:79:A:PHE:HE1	1:78:A:GLN:HG3	13	0.13

Continued on next page...

Continued from previous page...

Key	Atom-1	Atom-2	Model ID	Violation (Å)
(1,1410)	1:79:A:PHE:HE1	1:78:A:GLN:HG3	19	0.13
(1,1410)	1:79:A:PHE:HE1	1:78:A:GLN:HG3	20	0.13
(1,1407)	1:79:A:PHE:HD1	1:78:A:GLN:HA	15	0.13
(1,1407)	1:79:A:PHE:HD1	1:78:A:GLN:HA	19	0.13
(1,1403)	1:86:A:PRO:HB2	1:86:A:PRO:HG3	8	0.13
(1,1394)	1:97:A:TYR:HD1	1:104:A:PRO:HB2	3	0.13
(1,1392)	1:104:A:PRO:HB2	1:104:A:PRO:HA	2	0.13
(1,1392)	1:104:A:PRO:HB2	1:104:A:PRO:HA	3	0.13
(1,1392)	1:104:A:PRO:HB2	1:104:A:PRO:HA	9	0.13
(1,1392)	1:104:A:PRO:HB2	1:104:A:PRO:HA	15	0.13
(1,1383)	1:86:A:PRO:HD3	1:85:A:GLN:HG3	2	0.13
(1,1383)	1:86:A:PRO:HD3	1:85:A:GLN:HG3	8	0.13
(1,1383)	1:86:A:PRO:HD3	1:85:A:GLN:HG3	19	0.13
(1,1381)	1:85:A:GLN:HA	1:85:A:GLN:HG2	18	0.13
(1,1363)	1:167:A:GLU:HG3	1:167:A:GLU:HA	15	0.13
(1,1346)	1:162:A:ASN:HB2	1:162:A:ASN:HA	4	0.13
(1,1346)	1:162:A:ASN:HB2	1:162:A:ASN:HA	5	0.13
(1,1346)	1:162:A:ASN:HB2	1:162:A:ASN:HA	8	0.13
(1,1346)	1:162:A:ASN:HB2	1:162:A:ASN:HA	15	0.13
(1,1346)	1:162:A:ASN:HB2	1:162:A:ASN:HA	16	0.13
(1,1346)	1:162:A:ASN:HB2	1:162:A:ASN:HA	19	0.13
(1,1329)	1:99:A:LYS:HD3	1:96:A:ASP:HB3	1	0.13
(1,1308)	1:113:A:ARG:HB2	1:113:A:ARG:HD3	7	0.13
(1,1287)	1:104:A:PRO:HD2	1:104:A:PRO:HG3	2	0.13
(1,1287)	1:104:A:PRO:HD2	1:104:A:PRO:HG3	3	0.13
(1,1287)	1:104:A:PRO:HD2	1:104:A:PRO:HG3	9	0.13
(1,1287)	1:104:A:PRO:HD2	1:104:A:PRO:HG3	15	0.13
(1,1287)	1:104:A:PRO:HD2	1:104:A:PRO:HG3	18	0.13
(1,1233)	1:87:A:VAL:HG11	1:92:A:LEU:HD11	19	0.13
(1,1194)	1:115:A:GLU:HB2	1:67:A:LEU:HD21	6	0.13
(1,1194)	1:115:A:GLU:HB2	1:67:A:LEU:HD21	7	0.13
(1,1192)	1:115:A:GLU:HA	1:67:A:LEU:HD21	7	0.13
(1,1179)	1:146:A:ILE:HA	1:149:A:MET:HE1	2	0.13
(1,1179)	1:146:A:ILE:HA	1:149:A:MET:HE1	8	0.13
(1,1179)	1:146:A:ILE:HA	1:149:A:MET:HE1	11	0.13
(1,1179)	1:146:A:ILE:HA	1:149:A:MET:HE1	14	0.13
(1,1138)	2:201:A:MQO:HAJ	1:146:A:ILE:HD11	17	0.13
(1,1134)	1:82:A:PRO:HD2	1:146:A:ILE:HD11	7	0.13
(1,1128)	2:201:A:MQO:HAJ	1:146:A:ILE:HG21	5	0.13
(1,1124)	1:146:A:ILE:HB	1:146:A:ILE:HG21	14	0.13
(1,1114)	1:71:A:LEU:HD11	1:75:A:TRP:HA	15	0.13
(1,1104)	1:161:A:ILE:HG12	1:161:A:ILE:HA	6	0.13

Continued on next page...

Continued from previous page...

Key	Atom-1	Atom-2	Model ID	Violation (Å)
(1,1104)	1:161:A:ILE:HG12	1:161:A:ILE:HA	17	0.13
(1,1103)	2:201:A:MGO:HAJ	1:136:A:CYS:HA	11	0.13
(1,1103)	2:201:A:MGO:HAJ	1:136:A:CYS:HA	17	0.13
(1,1095)	2:201:A:MGO:HA1	1:87:A:VAL:HG21	9	0.13
(1,1075)	1:93:A:ASN:HA	1:90:A:VAL:HA	2	0.13
(1,1075)	1:93:A:ASN:HA	1:90:A:VAL:HA	11	0.13
(1,1071)	1:109:A:THR:HG21	1:109:A:THR:HA	3	0.13
(1,1071)	1:109:A:THR:HG21	1:109:A:THR:HA	17	0.13
(1,1071)	1:109:A:THR:HG21	1:109:A:THR:HA	19	0.13
(1,1070)	1:112:A:LYS:HD3	1:109:A:THR:HA	14	0.13
(1,1064)	1:129:A:PHE:HB3	1:126:A:ILE:HA	13	0.13
(1,1049)	1:63:A:LEU:HB3	1:60:A:THR:HA	5	0.13
(1,1041)	1:66:A:LEU:HB2	1:161:A:ILE:HD11	9	0.13
(1,1035)	1:107:A:MET:HB3	1:110:A:ILE:HG21	16	0.13
(1,1016)	1:102:A:LYS:HG2	1:102:A:LYS:HD3	6	0.13
(1,1016)	1:102:A:LYS:HG2	1:102:A:LYS:HD3	20	0.13
(1,964)	1:70:A:VAL:HG21	1:160:A:LYS:HA	18	0.13
(1,963)	1:156:A:LEU:HA	1:159:A:GLN:HG2	1	0.13
(1,963)	1:156:A:LEU:HA	1:159:A:GLN:HG2	5	0.13
(1,963)	1:156:A:LEU:HA	1:159:A:GLN:HG2	13	0.13
(1,963)	1:156:A:LEU:HA	1:159:A:GLN:HG2	20	0.13
(1,939)	1:137:A:TYR:HE1	1:151:A:GLU:HB3	2	0.13
(1,939)	1:137:A:TYR:HE1	1:151:A:GLU:HB3	3	0.13
(1,939)	1:137:A:TYR:HE1	1:151:A:GLU:HB3	6	0.13
(1,939)	1:137:A:TYR:HE1	1:151:A:GLU:HB3	7	0.13
(1,939)	1:137:A:TYR:HE1	1:151:A:GLU:HB3	8	0.13
(1,939)	1:137:A:TYR:HE1	1:151:A:GLU:HB3	13	0.13
(1,939)	1:137:A:TYR:HE1	1:151:A:GLU:HB3	19	0.13
(1,920)	1:133:A:PHE:HA	1:136:A:CYS:HB3	20	0.13
(1,903)	1:124:A:GLU:HA	1:127:A:GLN:HG3	17	0.13
(1,890)	1:124:A:GLU:HG3	1:124:A:GLU:HA	14	0.13
(1,890)	1:124:A:GLU:HG3	1:124:A:GLU:HA	16	0.13
(1,880)	1:115:A:GLU:HA	1:115:A:GLU:HB2	3	0.13
(1,880)	1:115:A:GLU:HA	1:115:A:GLU:HB2	6	0.13
(1,863)	1:111:A:LYS:HA	1:111:A:LYS:HD3	12	0.13
(1,856)	1:102:A:LYS:HA	1:102:A:LYS:HG2	2	0.13
(1,856)	1:102:A:LYS:HA	1:102:A:LYS:HG2	5	0.13
(1,848)	1:91:A:LYS:HA	1:91:A:LYS:HE3	5	0.13
(1,842)	1:128:A:ASP:H	1:127:A:GLN:HB2	3	0.13
(1,842)	1:128:A:ASP:H	1:127:A:GLN:HB2	6	0.13
(1,842)	1:128:A:ASP:H	1:127:A:GLN:HB2	9	0.13
(1,842)	1:128:A:ASP:H	1:127:A:GLN:HB2	12	0.13

Continued on next page...

Continued from previous page...

Key	Atom-1	Atom-2	Model ID	Violation (Å)
(1,842)	1:128:A:ASP:H	1:127:A:GLN:HB2	18	0.13
(1,823)	1:76:A:LYS:HE3	1:76:A:LYS:HB2	7	0.13
(1,823)	1:76:A:LYS:HE3	1:76:A:LYS:HB2	10	0.13
(1,757)	1:122:A:ALA:HB1	1:62:A:GLN:HG2	3	0.13
(1,757)	1:122:A:ALA:HB1	1:62:A:GLN:HG2	6	0.13
(1,756)	1:122:A:ALA:HB1	1:62:A:GLN:HG3	14	0.13
(1,756)	1:122:A:ALA:HB1	1:62:A:GLN:HG3	16	0.13
(1,744)	1:117:A:ASN:HB3	1:117:A:ASN:HA	5	0.13
(1,737)	1:63:A:LEU:HD21	1:121:A:ASN:HA	2	0.13
(1,737)	1:63:A:LEU:HD21	1:121:A:ASN:HA	11	0.13
(1,737)	1:63:A:LEU:HD21	1:121:A:ASN:HA	16	0.13
(1,736)	1:63:A:LEU:HD11	1:121:A:ASN:HA	15	0.13
(1,736)	1:63:A:LEU:HD11	1:121:A:ASN:HA	16	0.13
(1,729)	1:165:A:PRO:HD3	1:164:A:LEU:HB2	4	0.13
(1,729)	1:165:A:PRO:HD3	1:164:A:LEU:HB2	7	0.13
(1,729)	1:165:A:PRO:HD3	1:164:A:LEU:HB2	8	0.13
(1,729)	1:165:A:PRO:HD3	1:164:A:LEU:HB2	17	0.13
(1,729)	1:165:A:PRO:HD3	1:164:A:LEU:HB2	18	0.13
(1,715)	1:165:A:PRO:HB2	1:165:A:PRO:HA	1	0.13
(1,715)	1:165:A:PRO:HB2	1:165:A:PRO:HA	6	0.13
(1,715)	1:165:A:PRO:HB2	1:165:A:PRO:HA	8	0.13
(1,715)	1:165:A:PRO:HB2	1:165:A:PRO:HA	10	0.13
(1,715)	1:165:A:PRO:HB2	1:165:A:PRO:HA	11	0.13
(1,690)	1:94:A:LEU:HD21	1:95:A:PRO:HD3	3	0.13
(1,688)	1:86:A:PRO:HA	1:86:A:PRO:HG3	14	0.13
(1,687)	1:88:A:ASP:HB2	1:91:A:LYS:HB2	2	0.13
(1,687)	1:88:A:ASP:HB2	1:91:A:LYS:HB2	10	0.13
(1,687)	1:88:A:ASP:HB2	1:91:A:LYS:HB2	11	0.13
(1,687)	1:88:A:ASP:HB2	1:91:A:LYS:HB2	18	0.13
(1,683)	1:84:A:GLN:HG2	1:81:A:TRP:HA	10	0.13
(1,661)	1:164:A:LEU:HD21	1:62:A:GLN:HA	4	0.13
(1,660)	1:149:A:MET:HE1	1:79:A:PHE:HA	13	0.13
(1,557)	1:107:A:MET:HA	1:71:A:LEU:HD11	5	0.13
(1,557)	1:107:A:MET:HA	1:71:A:LEU:HD11	9	0.13
(1,557)	1:107:A:MET:HA	1:71:A:LEU:HD11	11	0.13
(1,557)	1:107:A:MET:HA	1:71:A:LEU:HD11	12	0.13
(1,557)	1:107:A:MET:HA	1:71:A:LEU:HD11	15	0.13
(1,557)	1:107:A:MET:HA	1:71:A:LEU:HD11	18	0.13
(1,557)	1:107:A:MET:HA	1:71:A:LEU:HD11	20	0.13
(1,545)	1:71:A:LEU:HD11	1:110:A:ILE:HG21	3	0.13
(1,545)	1:71:A:LEU:HD11	1:110:A:ILE:HG21	6	0.13
(1,545)	1:71:A:LEU:HD11	1:110:A:ILE:HG21	7	0.13

Continued on next page...

Continued from previous page...

Key	Atom-1	Atom-2	Model ID	Violation (Å)
(1,545)	1:71:A:LEU:HD11	1:110:A:ILE:HG21	9	0.13
(1,545)	1:71:A:LEU:HD11	1:110:A:ILE:HG21	13	0.13
(1,545)	1:71:A:LEU:HD11	1:110:A:ILE:HG21	19	0.13
(1,521)	1:132:A:MET:HE1	1:107:A:MET:HE1	7	0.13
(1,521)	1:132:A:MET:HE1	1:107:A:MET:HE1	8	0.13
(1,521)	1:132:A:MET:HE1	1:107:A:MET:HE1	12	0.13
(1,520)	1:129:A:PHE:HB3	1:132:A:MET:HE1	2	0.13
(1,520)	1:129:A:PHE:HB3	1:132:A:MET:HE1	3	0.13
(1,520)	1:129:A:PHE:HB3	1:132:A:MET:HE1	13	0.13
(1,520)	1:129:A:PHE:HB3	1:132:A:MET:HE1	15	0.13
(1,520)	1:129:A:PHE:HB3	1:132:A:MET:HE1	16	0.13
(1,483)	1:64:A:GLN:HB3	1:64:A:GLN:HA	1	0.13
(1,483)	1:64:A:GLN:HB3	1:64:A:GLN:HA	3	0.13
(1,483)	1:64:A:GLN:HB3	1:64:A:GLN:HA	5	0.13
(1,483)	1:64:A:GLN:HB3	1:64:A:GLN:HA	11	0.13
(1,483)	1:64:A:GLN:HB3	1:64:A:GLN:HA	14	0.13
(1,483)	1:64:A:GLN:HB3	1:64:A:GLN:HA	16	0.13
(1,450)	1:119:A:TYR:HE2	1:119:A:TYR:HB3	8	0.13
(1,425)	1:89:A:ALA:HA	1:87:A:VAL:HG21	13	0.13
(1,425)	1:89:A:ALA:HA	1:87:A:VAL:HG21	17	0.13
(1,425)	1:89:A:ALA:HA	1:87:A:VAL:HG21	20	0.13
(1,420)	1:99:A:LYS:HA	1:99:A:LYS:HB3	1	0.13
(1,387)	1:153:A:LEU:HD11	1:107:A:MET:HE1	3	0.13
(1,387)	1:153:A:LEU:HD11	1:107:A:MET:HE1	7	0.13
(1,374)	1:156:A:LEU:HB3	1:74:A:LEU:HD21	7	0.13
(1,374)	1:156:A:LEU:HB3	1:74:A:LEU:HD21	17	0.13
(1,373)	1:74:A:LEU:HG	1:74:A:LEU:HD21	6	0.13
(1,370)	1:148:A:LEU:HG	1:148:A:LEU:HD11	8	0.13
(1,370)	1:148:A:LEU:HG	1:148:A:LEU:HD11	11	0.13
(1,370)	1:148:A:LEU:HG	1:148:A:LEU:HD11	15	0.13
(1,369)	1:114:A:LEU:HB2	1:114:A:LEU:HD11	6	0.13
(1,369)	1:114:A:LEU:HB2	1:114:A:LEU:HD11	7	0.13
(1,369)	1:114:A:LEU:HB2	1:114:A:LEU:HD11	10	0.13
(1,369)	1:114:A:LEU:HB2	1:114:A:LEU:HD11	13	0.13
(1,369)	1:114:A:LEU:HB2	1:114:A:LEU:HD11	15	0.13
(1,369)	1:114:A:LEU:HB2	1:114:A:LEU:HD11	17	0.13
(1,369)	1:114:A:LEU:HB2	1:114:A:LEU:HD11	20	0.13
(1,359)	1:88:A:ASP:HB2	1:91:A:LYS:HD3	8	0.13
(1,357)	1:167:A:GLU:HG3	1:167:A:GLU:HB2	5	0.13
(1,317)	1:116:A:ASN:HB2	1:116:A:ASN:HA	4	0.13
(1,317)	1:116:A:ASN:HB2	1:116:A:ASN:HA	5	0.13
(1,317)	1:116:A:ASN:HB2	1:116:A:ASN:HA	11	0.13

Continued on next page...

Continued from previous page...

Key	Atom-1	Atom-2	Model ID	Violation (Å)
(1,317)	1:116:A:ASN:HB2	1:116:A:ASN:HA	12	0.13
(1,317)	1:116:A:ASN:HB2	1:116:A:ASN:HA	14	0.13
(1,314)	1:165:A:PRO:HG3	1:164:A:LEU:HA	16	0.13
(1,308)	1:153:A:LEU:HD11	1:80:A:ALA:HA	6	0.13
(1,308)	1:153:A:LEU:HD11	1:80:A:ALA:HA	10	0.13
(1,305)	1:122:A:ALA:HA	1:122:A:ALA:HB1	2	0.13
(1,305)	1:122:A:ALA:HA	1:122:A:ALA:HB1	13	0.13
(1,305)	1:122:A:ALA:HA	1:122:A:ALA:HB1	17	0.13
(1,305)	1:122:A:ALA:HA	1:122:A:ALA:HB1	18	0.13
(1,301)	1:114:A:LEU:HD21	1:114:A:LEU:HA	1	0.13
(1,301)	1:114:A:LEU:HD21	1:114:A:LEU:HA	2	0.13
(1,301)	1:114:A:LEU:HD21	1:114:A:LEU:HA	5	0.13
(1,301)	1:114:A:LEU:HD21	1:114:A:LEU:HA	20	0.13
(1,300)	1:114:A:LEU:HA	1:114:A:LEU:HB2	3	0.13
(1,300)	1:114:A:LEU:HA	1:114:A:LEU:HB2	4	0.13
(1,300)	1:114:A:LEU:HA	1:114:A:LEU:HB2	5	0.13
(1,300)	1:114:A:LEU:HA	1:114:A:LEU:HB2	7	0.13
(1,300)	1:114:A:LEU:HA	1:114:A:LEU:HB2	9	0.13
(1,300)	1:114:A:LEU:HA	1:114:A:LEU:HB2	10	0.13
(1,300)	1:114:A:LEU:HA	1:114:A:LEU:HB2	15	0.13
(1,300)	1:114:A:LEU:HA	1:114:A:LEU:HB2	20	0.13
(1,294)	1:91:A:LYS:HG2	1:91:A:LYS:HA	2	0.13
(1,294)	1:91:A:LYS:HG2	1:91:A:LYS:HA	9	0.13
(1,294)	1:91:A:LYS:HG2	1:91:A:LYS:HA	13	0.13
(1,294)	1:91:A:LYS:HG2	1:91:A:LYS:HA	20	0.13
(1,282)	1:69:A:VAL:HG11	1:65:A:TYR:HA	6	0.13
(1,282)	1:69:A:VAL:HG11	1:65:A:TYR:HA	8	0.13
(1,282)	1:69:A:VAL:HG11	1:65:A:TYR:HA	14	0.13
(1,282)	1:69:A:VAL:HG11	1:65:A:TYR:HA	20	0.13
(1,281)	1:166:A:THR:HG21	1:166:A:THR:HA	2	0.13
(1,281)	1:166:A:THR:HG21	1:166:A:THR:HA	4	0.13
(1,281)	1:166:A:THR:HG21	1:166:A:THR:HA	12	0.13
(1,281)	1:166:A:THR:HG21	1:166:A:THR:HA	15	0.13
(1,281)	1:166:A:THR:HG21	1:166:A:THR:HA	17	0.13
(1,276)	1:101:A:ILE:HG21	1:104:A:PRO:HA	1	0.13
(1,276)	1:101:A:ILE:HG21	1:104:A:PRO:HA	4	0.13
(1,276)	1:101:A:ILE:HG21	1:104:A:PRO:HA	10	0.13
(1,276)	1:101:A:ILE:HG21	1:104:A:PRO:HA	19	0.13
(1,276)	1:101:A:ILE:HG21	1:104:A:PRO:HA	20	0.13
(1,259)	1:135:A:ASN:HA	1:101:A:ILE:HD11	1	0.13
(1,259)	1:135:A:ASN:HA	1:101:A:ILE:HD11	6	0.13
(1,259)	1:135:A:ASN:HA	1:101:A:ILE:HD11	10	0.13

Continued on next page...

Continued from previous page...

Key	Atom-1	Atom-2	Model ID	Violation (Å)
(1,259)	1:135:A:ASN:HA	1:101:A:ILE:HD11	12	0.13
(1,259)	1:135:A:ASN:HA	1:101:A:ILE:HD11	13	0.13
(1,258)	1:91:A:LYS:HA	1:90:A:VAL:HG21	14	0.13
(1,254)	1:73:A:THR:HB	1:156:A:LEU:HD21	1	0.13
(1,254)	1:73:A:THR:HB	1:156:A:LEU:HD21	7	0.13
(1,254)	1:73:A:THR:HB	1:156:A:LEU:HD21	11	0.13
(1,254)	1:73:A:THR:HB	1:156:A:LEU:HD21	17	0.13
(1,254)	1:73:A:THR:HB	1:156:A:LEU:HD21	18	0.13
(1,254)	1:73:A:THR:HB	1:156:A:LEU:HD21	19	0.13
(1,254)	1:73:A:THR:HB	1:156:A:LEU:HD21	20	0.13
(1,253)	1:63:A:LEU:HA	1:114:A:LEU:HD21	1	0.13
(1,253)	1:63:A:LEU:HA	1:114:A:LEU:HD21	5	0.13
(1,253)	1:63:A:LEU:HA	1:114:A:LEU:HD21	6	0.13
(1,253)	1:63:A:LEU:HA	1:114:A:LEU:HD21	8	0.13
(1,253)	1:63:A:LEU:HA	1:114:A:LEU:HD21	15	0.13
(1,253)	1:63:A:LEU:HA	1:114:A:LEU:HD21	18	0.13
(1,247)	1:155:A:LYS:HA	1:155:A:LYS:HG2	3	0.13
(1,247)	1:155:A:LYS:HA	1:155:A:LYS:HG2	14	0.13
(1,243)	1:59:A:GLN:HA	1:59:A:GLN:HB2	2	0.13
(1,243)	1:59:A:GLN:HA	1:59:A:GLN:HB2	10	0.13
(1,236)	1:112:A:LYS:HA	1:112:A:LYS:HD3	16	0.13
(1,232)	1:167:A:GLU:HA	1:167:A:GLU:HB2	20	0.13
(1,230)	1:120:A:TRP:HA	1:120:A:TRP:HB3	19	0.13
(1,228)	1:142:A:PRO:HA	1:142:A:PRO:HB3	8	0.13
(1,228)	1:142:A:PRO:HA	1:142:A:PRO:HB3	11	0.13
(1,228)	1:142:A:PRO:HA	1:142:A:PRO:HB3	12	0.13
(1,228)	1:142:A:PRO:HA	1:142:A:PRO:HB3	16	0.13
(1,228)	1:142:A:PRO:HA	1:142:A:PRO:HB3	17	0.13
(1,219)	1:159:A:GLN:HA	1:162:A:ASN:HB3	2	0.13
(1,194)	1:129:A:PHE:HZ	1:71:A:LEU:HG	5	0.13
(1,194)	1:129:A:PHE:HZ	1:71:A:LEU:HG	14	0.13
(1,162)	2:201:A:MGO:HA1	1:81:A:TRP:HH2	1	0.13
(1,162)	2:201:A:MGO:HA1	1:81:A:TRP:HH2	13	0.13
(1,155)	1:79:A:PHE:HB2	1:77:A:HIS:HE1	1	0.13
(1,155)	1:79:A:PHE:HB2	1:77:A:HIS:HE1	2	0.13
(1,155)	1:79:A:PHE:HB2	1:77:A:HIS:HE1	7	0.13
(1,155)	1:79:A:PHE:HB2	1:77:A:HIS:HE1	10	0.13
(1,95)	1:114:A:LEU:HA	1:119:A:TYR:HD2	1	0.13
(1,95)	1:114:A:LEU:HA	1:119:A:TYR:HD2	5	0.13
(1,95)	1:114:A:LEU:HA	1:119:A:TYR:HD2	6	0.13
(1,95)	1:114:A:LEU:HA	1:119:A:TYR:HD2	8	0.13
(1,95)	1:114:A:LEU:HA	1:119:A:TYR:HD2	14	0.13

Continued on next page...

Continued from previous page...

Key	Atom-1	Atom-2	Model ID	Violation (Å)
(1,45)	1:70:A:VAL:HG11	1:157:A:PHE:HE1	1	0.13
(1,45)	1:70:A:VAL:HG11	1:157:A:PHE:HE1	5	0.13
(1,45)	1:70:A:VAL:HG11	1:157:A:PHE:HE1	8	0.13
(1,45)	1:70:A:VAL:HG11	1:157:A:PHE:HE1	9	0.13
(1,45)	1:70:A:VAL:HG11	1:157:A:PHE:HE1	11	0.13
(1,45)	1:70:A:VAL:HG11	1:157:A:PHE:HE1	14	0.13
(1,45)	1:70:A:VAL:HG11	1:157:A:PHE:HE1	17	0.13
(2,127)	1:113:A:ARG:NH1	1:128:A:ASP:OD2	14	0.12
(2,116)	1:139:A:TYR:HH	1:96:A:ASP:OD1	10	0.12
(2,116)	1:139:A:TYR:HH	1:96:A:ASP:OD1	17	0.12
(1,2653)	1:130:A:ASN:HD21	1:126:A:ILE:HG21	5	0.12
(1,2629)	1:103:A:THR:H	1:101:A:ILE:HA	1	0.12
(1,2552)	1:92:A:LEU:H	1:92:A:LEU:HG	1	0.12
(1,2552)	1:92:A:LEU:H	1:92:A:LEU:HG	4	0.12
(1,2552)	1:92:A:LEU:H	1:92:A:LEU:HG	5	0.12
(1,2552)	1:92:A:LEU:H	1:92:A:LEU:HG	17	0.12
(1,2552)	1:92:A:LEU:H	1:92:A:LEU:HG	18	0.12
(1,2523)	1:130:A:ASN:H	1:127:A:GLN:HB3	5	0.12
(1,2523)	1:130:A:ASN:H	1:127:A:GLN:HB3	10	0.12
(1,2523)	1:130:A:ASN:H	1:127:A:GLN:HB3	11	0.12
(1,2523)	1:130:A:ASN:H	1:127:A:GLN:HB3	12	0.12
(1,2523)	1:130:A:ASN:H	1:127:A:GLN:HB3	14	0.12
(1,2523)	1:130:A:ASN:H	1:127:A:GLN:HB3	16	0.12
(1,2507)	1:93:A:ASN:H	1:93:A:ASN:HB3	2	0.12
(1,2507)	1:93:A:ASN:H	1:93:A:ASN:HB3	20	0.12
(1,2506)	1:93:A:ASN:H	1:93:A:ASN:HB2	9	0.12
(1,2476)	1:151:A:GLU:H	1:151:A:GLU:HG2	2	0.12
(1,2473)	1:151:A:GLU:H	1:148:A:LEU:HD21	2	0.12
(1,2473)	1:151:A:GLU:H	1:148:A:LEU:HD21	5	0.12
(1,2473)	1:151:A:GLU:H	1:148:A:LEU:HD21	9	0.12
(1,2473)	1:151:A:GLU:H	1:148:A:LEU:HD21	10	0.12
(1,2473)	1:151:A:GLU:H	1:148:A:LEU:HD21	11	0.12
(1,2473)	1:151:A:GLU:H	1:148:A:LEU:HD21	19	0.12
(1,2429)	1:80:A:ALA:H	1:153:A:LEU:HD21	1	0.12
(1,2381)	1:159:A:GLN:H	1:159:A:GLN:HB3	12	0.12
(1,2381)	1:159:A:GLN:H	1:159:A:GLN:HB3	19	0.12
(1,2367)	1:137:A:TYR:H	1:138:A:ILE:HD11	2	0.12
(1,2367)	1:137:A:TYR:H	1:138:A:ILE:HD11	15	0.12
(1,2342)	1:64:A:GLN:H	1:63:A:LEU:HD11	1	0.12
(1,2342)	1:64:A:GLN:H	1:63:A:LEU:HD11	3	0.12
(1,2245)	1:129:A:PHE:H	1:127:A:GLN:HB3	8	0.12
(1,2159)	1:66:A:LEU:H	1:65:A:TYR:HB2	2	0.12

Continued on next page...

Continued from previous page...

Key	Atom-1	Atom-2	Model ID	Violation (Å)
(1,2152)	1:79:A:PHE:H	1:78:A:GLN:HG2	2	0.12
(1,2152)	1:79:A:PHE:H	1:78:A:GLN:HG2	6	0.12
(1,2104)	1:144:A:ASP:H	1:147:A:VAL:HB	2	0.12
(1,2104)	1:144:A:ASP:H	1:147:A:VAL:HB	8	0.12
(1,2104)	1:144:A:ASP:H	1:147:A:VAL:HB	9	0.12
(1,2104)	1:144:A:ASP:H	1:147:A:VAL:HB	14	0.12
(1,2104)	1:144:A:ASP:H	1:147:A:VAL:HB	15	0.12
(1,2073)	1:167:A:GLU:H	1:167:A:GLU:HG3	20	0.12
(1,2020)	1:73:A:THR:H	1:74:A:LEU:HG	1	0.12
(1,2020)	1:73:A:THR:H	1:74:A:LEU:HG	2	0.12
(1,2020)	1:73:A:THR:H	1:74:A:LEU:HG	5	0.12
(1,2020)	1:73:A:THR:H	1:74:A:LEU:HG	7	0.12
(1,2020)	1:73:A:THR:H	1:74:A:LEU:HG	10	0.12
(1,2020)	1:73:A:THR:H	1:74:A:LEU:HG	11	0.12
(1,2020)	1:73:A:THR:H	1:74:A:LEU:HG	15	0.12
(1,2020)	1:73:A:THR:H	1:74:A:LEU:HG	16	0.12
(1,2020)	1:73:A:THR:H	1:74:A:LEU:HG	20	0.12
(1,2014)	1:162:A:ASN:HD22	1:159:A:GLN:HA	18	0.12
(1,1894)	1:153:A:LEU:H	1:74:A:LEU:HD21	3	0.12
(1,1894)	1:153:A:LEU:H	1:74:A:LEU:HD21	16	0.12
(1,1883)	1:70:A:VAL:H	1:69:A:VAL:HB	2	0.12
(1,1883)	1:70:A:VAL:H	1:69:A:VAL:HB	4	0.12
(1,1883)	1:70:A:VAL:H	1:69:A:VAL:HB	5	0.12
(1,1883)	1:70:A:VAL:H	1:69:A:VAL:HB	6	0.12
(1,1883)	1:70:A:VAL:H	1:69:A:VAL:HB	7	0.12
(1,1883)	1:70:A:VAL:H	1:69:A:VAL:HB	10	0.12
(1,1883)	1:70:A:VAL:H	1:69:A:VAL:HB	11	0.12
(1,1883)	1:70:A:VAL:H	1:69:A:VAL:HB	14	0.12
(1,1883)	1:70:A:VAL:H	1:69:A:VAL:HB	15	0.12
(1,1883)	1:70:A:VAL:H	1:69:A:VAL:HB	19	0.12
(1,1840)	1:164:A:LEU:H	1:163:A:GLU:HB3	19	0.12
(1,1840)	1:164:A:LEU:H	1:163:A:GLU:HB3	20	0.12
(1,1822)	1:128:A:ASP:H	1:126:A:ILE:HG21	10	0.12
(1,1815)	1:77:A:HIS:H	1:76:A:LYS:HG2	1	0.12
(1,1815)	1:77:A:HIS:H	1:76:A:LYS:HG2	10	0.12
(1,1813)	1:69:A:VAL:H	1:68:A:ARG:HB3	15	0.12
(1,1778)	1:111:A:LYS:H	1:111:A:LYS:HD3	5	0.12
(1,1756)	1:128:A:ASP:H	1:126:A:ILE:H	16	0.12
(1,1741)	2:201:A:MQO:HAJ	1:87:A:VAL:HG11	11	0.12
(1,1727)	1:122:A:ALA:HB1	1:164:A:LEU:HD21	6	0.12
(1,1727)	1:122:A:ALA:HB1	1:164:A:LEU:HD21	10	0.12
(1,1692)	1:100:A:ILE:HD11	1:97:A:TYR:HA	14	0.12

Continued on next page...

Continued from previous page...

Key	Atom-1	Atom-2	Model ID	Violation (Å)
(1,1679)	1:161:A:ILE:HG21	1:126:A:ILE:HD11	2	0.12
(1,1671)	1:105:A:MET:HB2	1:105:A:MET:HE1	7	0.12
(1,1671)	1:105:A:MET:HB2	1:105:A:MET:HE1	17	0.12
(1,1658)	1:132:A:MET:HE1	1:83:A:PHE:HB3	9	0.12
(1,1658)	1:132:A:MET:HE1	1:83:A:PHE:HB3	11	0.12
(1,1658)	1:132:A:MET:HE1	1:83:A:PHE:HB3	19	0.12
(1,1652)	1:98:A:TYR:HE1	1:101:A:ILE:HG21	11	0.12
(1,1649)	1:101:A:ILE:HG21	1:135:A:ASN:HA	10	0.12
(1,1649)	1:101:A:ILE:HG21	1:135:A:ASN:HA	20	0.12
(1,1640)	1:100:A:ILE:HG21	1:101:A:ILE:HD11	1	0.12
(1,1640)	1:100:A:ILE:HG21	1:101:A:ILE:HD11	7	0.12
(1,1640)	1:100:A:ILE:HG21	1:101:A:ILE:HD11	11	0.12
(1,1640)	1:100:A:ILE:HG21	1:101:A:ILE:HD11	14	0.12
(1,1640)	1:100:A:ILE:HG21	1:101:A:ILE:HD11	20	0.12
(1,1635)	1:100:A:ILE:HB	1:138:A:ILE:HG21	1	0.12
(1,1635)	1:100:A:ILE:HB	1:138:A:ILE:HG21	11	0.12
(1,1635)	1:100:A:ILE:HB	1:138:A:ILE:HG21	15	0.12
(1,1635)	1:100:A:ILE:HB	1:138:A:ILE:HG21	16	0.12
(1,1634)	1:139:A:TYR:HB3	1:138:A:ILE:HG21	2	0.12
(1,1634)	1:139:A:TYR:HB3	1:138:A:ILE:HG21	15	0.12
(1,1634)	1:139:A:TYR:HB3	1:138:A:ILE:HG21	20	0.12
(1,1629)	1:110:A:ILE:HG21	1:107:A:MET:HA	17	0.12
(1,1622)	1:146:A:ILE:HG13	1:150:A:ALA:HB1	8	0.12
(1,1622)	1:146:A:ILE:HG13	1:150:A:ALA:HB1	12	0.12
(1,1622)	1:146:A:ILE:HG13	1:150:A:ALA:HB1	18	0.12
(1,1618)	1:98:A:TYR:HD1	1:89:A:ALA:HB1	16	0.12
(1,1618)	1:98:A:TYR:HD1	1:89:A:ALA:HB1	19	0.12
(1,1611)	1:91:A:LYS:HG3	1:90:A:VAL:HG21	7	0.12
(1,1607)	1:74:A:LEU:HD21	1:80:A:ALA:HB1	8	0.12
(1,1607)	1:74:A:LEU:HD21	1:80:A:ALA:HB1	9	0.12
(1,1606)	1:80:A:ALA:HB1	1:84:A:GLN:HG2	12	0.12
(1,1601)	1:80:A:ALA:HB1	1:75:A:TRP:HA	2	0.12
(1,1601)	1:80:A:ALA:HB1	1:75:A:TRP:HA	3	0.12
(1,1601)	1:80:A:ALA:HB1	1:75:A:TRP:HA	12	0.12
(1,1596)	1:113:A:ARG:HG3	1:109:A:THR:HG21	2	0.12
(1,1596)	1:113:A:ARG:HG3	1:109:A:THR:HG21	10	0.12
(1,1596)	1:113:A:ARG:HG3	1:109:A:THR:HG21	13	0.12
(1,1596)	1:113:A:ARG:HG3	1:109:A:THR:HG21	15	0.12
(1,1595)	1:105:A:MET:HE1	1:109:A:THR:HG21	18	0.12
(1,1581)	1:70:A:VAL:HG21	1:160:A:LYS:HB2	1	0.12
(1,1581)	1:70:A:VAL:HG21	1:160:A:LYS:HB2	6	0.12
(1,1581)	1:70:A:VAL:HG21	1:160:A:LYS:HB2	12	0.12

Continued on next page...

Continued from previous page...

Key	Atom-1	Atom-2	Model ID	Violation (Å)
(1,1581)	1:70:A:VAL:HG21	1:160:A:LYS:HB2	17	0.12
(1,1581)	1:70:A:VAL:HG21	1:160:A:LYS:HB2	18	0.12
(1,1564)	1:131:A:THR:HG21	1:105:A:MET:HA	2	0.12
(1,1539)	1:63:A:LEU:HD11	1:63:A:LEU:HB2	3	0.12
(1,1538)	1:125:A:CYS:HB3	1:63:A:LEU:HD11	10	0.12
(1,1538)	1:125:A:CYS:HB3	1:63:A:LEU:HD11	11	0.12
(1,1524)	1:164:A:LEU:HD11	1:62:A:GLN:HG3	14	0.12
(1,1508)	1:161:A:ILE:HG13	1:161:A:ILE:HG21	9	0.12
(1,1499)	1:66:A:LEU:HD11	1:114:A:LEU:HD21	4	0.12
(1,1499)	1:66:A:LEU:HD11	1:114:A:LEU:HD21	8	0.12
(1,1435)	1:86:A:PRO:HD3	1:85:A:GLN:HB2	16	0.12
(1,1435)	1:86:A:PRO:HD3	1:85:A:GLN:HB2	19	0.12
(1,1410)	1:79:A:PHE:HE1	1:78:A:GLN:HG3	1	0.12
(1,1410)	1:79:A:PHE:HE1	1:78:A:GLN:HG3	2	0.12
(1,1410)	1:79:A:PHE:HE1	1:78:A:GLN:HG3	11	0.12
(1,1410)	1:79:A:PHE:HE1	1:78:A:GLN:HG3	17	0.12
(1,1409)	1:79:A:PHE:HD1	1:78:A:GLN:HG3	6	0.12
(1,1409)	1:79:A:PHE:HD1	1:78:A:GLN:HG3	12	0.12
(1,1408)	1:81:A:TRP:HD1	1:78:A:GLN:HA	7	0.12
(1,1407)	1:79:A:PHE:HD1	1:78:A:GLN:HA	2	0.12
(1,1407)	1:79:A:PHE:HD1	1:78:A:GLN:HA	16	0.12
(1,1403)	1:86:A:PRO:HB2	1:86:A:PRO:HG3	3	0.12
(1,1403)	1:86:A:PRO:HB2	1:86:A:PRO:HG3	4	0.12
(1,1403)	1:86:A:PRO:HB2	1:86:A:PRO:HG3	6	0.12
(1,1403)	1:86:A:PRO:HB2	1:86:A:PRO:HG3	9	0.12
(1,1403)	1:86:A:PRO:HB2	1:86:A:PRO:HG3	13	0.12
(1,1403)	1:86:A:PRO:HB2	1:86:A:PRO:HG3	16	0.12
(1,1403)	1:86:A:PRO:HB2	1:86:A:PRO:HG3	17	0.12
(1,1403)	1:86:A:PRO:HB2	1:86:A:PRO:HG3	19	0.12
(1,1403)	1:86:A:PRO:HB2	1:86:A:PRO:HG3	20	0.12
(1,1394)	1:97:A:TYR:HD1	1:104:A:PRO:HB2	6	0.12
(1,1380)	1:126:A:ILE:HG21	1:123:A:GLN:HG2	3	0.12
(1,1380)	1:126:A:ILE:HG21	1:123:A:GLN:HG2	10	0.12
(1,1375)	1:156:A:LEU:HD21	1:159:A:GLN:HG3	18	0.12
(1,1359)	1:67:A:LEU:HD21	1:115:A:GLU:HG2	20	0.12
(1,1357)	1:115:A:GLU:HB2	1:115:A:GLU:HG2	20	0.12
(1,1346)	1:162:A:ASN:HB2	1:162:A:ASN:HA	12	0.12
(1,1346)	1:162:A:ASN:HB2	1:162:A:ASN:HA	14	0.12
(1,1329)	1:99:A:LYS:HD3	1:96:A:ASP:HB3	14	0.12
(1,1329)	1:99:A:LYS:HD3	1:96:A:ASP:HB3	16	0.12
(1,1300)	1:58:A:ARG:HA	1:58:A:ARG:HD2	1	0.12
(1,1287)	1:104:A:PRO:HD2	1:104:A:PRO:HG3	1	0.12

Continued on next page...

Continued from previous page...

Key	Atom-1	Atom-2	Model ID	Violation (Å)
(1,1287)	1:104:A:PRO:HD2	1:104:A:PRO:HG3	4	0.12
(1,1287)	1:104:A:PRO:HD2	1:104:A:PRO:HG3	5	0.12
(1,1287)	1:104:A:PRO:HD2	1:104:A:PRO:HG3	6	0.12
(1,1287)	1:104:A:PRO:HD2	1:104:A:PRO:HG3	7	0.12
(1,1287)	1:104:A:PRO:HD2	1:104:A:PRO:HG3	8	0.12
(1,1287)	1:104:A:PRO:HD2	1:104:A:PRO:HG3	10	0.12
(1,1287)	1:104:A:PRO:HD2	1:104:A:PRO:HG3	11	0.12
(1,1287)	1:104:A:PRO:HD2	1:104:A:PRO:HG3	12	0.12
(1,1287)	1:104:A:PRO:HD2	1:104:A:PRO:HG3	13	0.12
(1,1287)	1:104:A:PRO:HD2	1:104:A:PRO:HG3	14	0.12
(1,1287)	1:104:A:PRO:HD2	1:104:A:PRO:HG3	16	0.12
(1,1287)	1:104:A:PRO:HD2	1:104:A:PRO:HG3	17	0.12
(1,1287)	1:104:A:PRO:HD2	1:104:A:PRO:HG3	19	0.12
(1,1287)	1:104:A:PRO:HD2	1:104:A:PRO:HG3	20	0.12
(1,1277)	2:201:A:MGO:HB1	1:94:A:LEU:HD21	11	0.12
(1,1273)	1:139:A:TYR:HE2	1:94:A:LEU:HD11	19	0.12
(1,1253)	1:164:A:LEU:HD21	1:164:A:LEU:HA	16	0.12
(1,1248)	1:86:A:PRO:HD2	1:85:A:GLN:HA	16	0.12
(1,1248)	1:86:A:PRO:HD2	1:85:A:GLN:HA	19	0.12
(1,1233)	1:87:A:VAL:HG11	1:92:A:LEU:HD11	3	0.12
(1,1233)	1:87:A:VAL:HG11	1:92:A:LEU:HD11	7	0.12
(1,1194)	1:115:A:GLU:HB2	1:67:A:LEU:HD21	19	0.12
(1,1192)	1:115:A:GLU:HA	1:67:A:LEU:HD21	14	0.12
(1,1191)	1:67:A:LEU:HD21	1:67:A:LEU:HA	7	0.12
(1,1191)	1:67:A:LEU:HD21	1:67:A:LEU:HA	10	0.12
(1,1191)	1:67:A:LEU:HD21	1:67:A:LEU:HA	11	0.12
(1,1191)	1:67:A:LEU:HD21	1:67:A:LEU:HA	14	0.12
(1,1191)	1:67:A:LEU:HD21	1:67:A:LEU:HA	15	0.12
(1,1179)	1:146:A:ILE:HA	1:149:A:MET:HE1	9	0.12
(1,1179)	1:146:A:ILE:HA	1:149:A:MET:HE1	13	0.12
(1,1179)	1:146:A:ILE:HA	1:149:A:MET:HE1	19	0.12
(1,1179)	1:146:A:ILE:HA	1:149:A:MET:HE1	20	0.12
(1,1137)	1:82:A:PRO:HD3	1:146:A:ILE:HD11	11	0.12
(1,1137)	1:82:A:PRO:HD3	1:146:A:ILE:HD11	17	0.12
(1,1134)	1:82:A:PRO:HD2	1:146:A:ILE:HD11	3	0.12
(1,1134)	1:82:A:PRO:HD2	1:146:A:ILE:HD11	11	0.12
(1,1134)	1:82:A:PRO:HD2	1:146:A:ILE:HD11	16	0.12
(1,1128)	2:201:A:MGO:HAJ	1:146:A:ILE:HG21	7	0.12
(1,1128)	2:201:A:MGO:HAJ	1:146:A:ILE:HG21	17	0.12
(1,1128)	2:201:A:MGO:HAJ	1:146:A:ILE:HG21	20	0.12
(1,1113)	1:129:A:PHE:HD1	1:125:A:CYS:HA	4	0.12
(1,1104)	1:161:A:ILE:HG12	1:161:A:ILE:HA	1	0.12

Continued on next page...

Continued from previous page...

Key	Atom-1	Atom-2	Model ID	Violation (Å)
(1,1104)	1:161:A:ILE:HG12	1:161:A:ILE:HA	2	0.12
(1,1104)	1:161:A:ILE:HG12	1:161:A:ILE:HA	3	0.12
(1,1104)	1:161:A:ILE:HG12	1:161:A:ILE:HA	4	0.12
(1,1104)	1:161:A:ILE:HG12	1:161:A:ILE:HA	5	0.12
(1,1104)	1:161:A:ILE:HG12	1:161:A:ILE:HA	7	0.12
(1,1104)	1:161:A:ILE:HG12	1:161:A:ILE:HA	8	0.12
(1,1104)	1:161:A:ILE:HG12	1:161:A:ILE:HA	9	0.12
(1,1104)	1:161:A:ILE:HG12	1:161:A:ILE:HA	11	0.12
(1,1104)	1:161:A:ILE:HG12	1:161:A:ILE:HA	12	0.12
(1,1104)	1:161:A:ILE:HG12	1:161:A:ILE:HA	13	0.12
(1,1104)	1:161:A:ILE:HG12	1:161:A:ILE:HA	14	0.12
(1,1104)	1:161:A:ILE:HG12	1:161:A:ILE:HA	16	0.12
(1,1104)	1:161:A:ILE:HG12	1:161:A:ILE:HA	18	0.12
(1,1104)	1:161:A:ILE:HG12	1:161:A:ILE:HA	19	0.12
(1,1104)	1:161:A:ILE:HG12	1:161:A:ILE:HA	20	0.12
(1,1103)	2:201:A:MGO:HAJ	1:136:A:CYS:HA	1	0.12
(1,1097)	1:72:A:LYS:HB3	1:69:A:VAL:HA	14	0.12
(1,1095)	2:201:A:MGO:HA1	1:87:A:VAL:HG21	2	0.12
(1,1095)	2:201:A:MGO:HA1	1:87:A:VAL:HG21	3	0.12
(1,1095)	2:201:A:MGO:HA1	1:87:A:VAL:HG21	6	0.12
(1,1095)	2:201:A:MGO:HA1	1:87:A:VAL:HG21	11	0.12
(1,1075)	1:93:A:ASN:HA	1:90:A:VAL:HA	12	0.12
(1,1075)	1:93:A:ASN:HA	1:90:A:VAL:HA	20	0.12
(1,1070)	1:112:A:LYS:HD3	1:109:A:THR:HA	7	0.12
(1,1067)	1:147:A:VAL:HG21	1:147:A:VAL:HA	6	0.12
(1,1067)	1:147:A:VAL:HG21	1:147:A:VAL:HA	7	0.12
(1,1067)	1:147:A:VAL:HG21	1:147:A:VAL:HA	11	0.12
(1,1064)	1:129:A:PHE:HB3	1:126:A:ILE:HA	5	0.12
(1,1064)	1:129:A:PHE:HB3	1:126:A:ILE:HA	14	0.12
(1,1064)	1:129:A:PHE:HB3	1:126:A:ILE:HA	19	0.12
(1,1064)	1:129:A:PHE:HB3	1:126:A:ILE:HA	20	0.12
(1,1049)	1:63:A:LEU:HB3	1:60:A:THR:HA	18	0.12
(1,1042)	1:138:A:ILE:HG12	1:101:A:ILE:HD11	18	0.12
(1,1016)	1:102:A:LYS:HG2	1:102:A:LYS:HD3	1	0.12
(1,1016)	1:102:A:LYS:HG2	1:102:A:LYS:HD3	3	0.12
(1,1016)	1:102:A:LYS:HG2	1:102:A:LYS:HD3	13	0.12
(1,1016)	1:102:A:LYS:HG2	1:102:A:LYS:HD3	16	0.12
(1,1016)	1:102:A:LYS:HG2	1:102:A:LYS:HD3	17	0.12
(1,964)	1:70:A:VAL:HG21	1:160:A:LYS:HA	1	0.12
(1,964)	1:70:A:VAL:HG21	1:160:A:LYS:HA	5	0.12
(1,964)	1:70:A:VAL:HG21	1:160:A:LYS:HA	6	0.12
(1,964)	1:70:A:VAL:HG21	1:160:A:LYS:HA	10	0.12

Continued on next page...

Continued from previous page...

Key	Atom-1	Atom-2	Model ID	Violation (Å)
(1,964)	1:70:A:VAL:HG21	1:160:A:LYS:HA	11	0.12
(1,964)	1:70:A:VAL:HG21	1:160:A:LYS:HA	12	0.12
(1,964)	1:70:A:VAL:HG21	1:160:A:LYS:HA	15	0.12
(1,964)	1:70:A:VAL:HG21	1:160:A:LYS:HA	19	0.12
(1,964)	1:70:A:VAL:HG21	1:160:A:LYS:HA	20	0.12
(1,963)	1:156:A:LEU:HA	1:159:A:GLN:HG2	17	0.12
(1,939)	1:137:A:TYR:HE1	1:151:A:GLU:HB3	12	0.12
(1,939)	1:137:A:TYR:HE1	1:151:A:GLU:HB3	16	0.12
(1,902)	1:130:A:ASN:HB3	1:127:A:GLN:HB2	8	0.12
(1,900)	1:127:A:GLN:HG3	1:127:A:GLN:HA	7	0.12
(1,893)	1:128:A:ASP:HB3	1:125:A:CYS:HA	18	0.12
(1,890)	1:124:A:GLU:HG3	1:124:A:GLU:HA	9	0.12
(1,880)	1:115:A:GLU:HA	1:115:A:GLU:HB2	1	0.12
(1,880)	1:115:A:GLU:HA	1:115:A:GLU:HB2	7	0.12
(1,880)	1:115:A:GLU:HA	1:115:A:GLU:HB2	10	0.12
(1,880)	1:115:A:GLU:HA	1:115:A:GLU:HB2	13	0.12
(1,880)	1:115:A:GLU:HA	1:115:A:GLU:HB2	14	0.12
(1,880)	1:115:A:GLU:HA	1:115:A:GLU:HB2	16	0.12
(1,880)	1:115:A:GLU:HA	1:115:A:GLU:HB2	17	0.12
(1,856)	1:102:A:LYS:HA	1:102:A:LYS:HG2	9	0.12
(1,856)	1:102:A:LYS:HA	1:102:A:LYS:HG2	14	0.12
(1,849)	1:96:A:ASP:HA	1:99:A:LYS:HG3	14	0.12
(1,848)	1:91:A:LYS:HA	1:91:A:LYS:HE3	7	0.12
(1,842)	1:128:A:ASP:H	1:127:A:GLN:HB2	4	0.12
(1,842)	1:128:A:ASP:H	1:127:A:GLN:HB2	11	0.12
(1,838)	1:67:A:LEU:HD11	1:68:A:ARG:HG3	19	0.12
(1,836)	1:76:A:LYS:HE3	1:76:A:LYS:HG3	2	0.12
(1,835)	1:76:A:LYS:HE3	1:73:A:THR:HA	20	0.12
(1,813)	1:68:A:ARG:HD3	1:68:A:ARG:HG2	15	0.12
(1,794)	1:59:A:GLN:HG3	1:59:A:GLN:HA	12	0.12
(1,757)	1:122:A:ALA:HB1	1:62:A:GLN:HG2	5	0.12
(1,757)	1:122:A:ALA:HB1	1:62:A:GLN:HG2	10	0.12
(1,757)	1:122:A:ALA:HB1	1:62:A:GLN:HG2	20	0.12
(1,737)	1:63:A:LEU:HD21	1:121:A:ASN:HA	3	0.12
(1,737)	1:63:A:LEU:HD21	1:121:A:ASN:HA	15	0.12
(1,729)	1:165:A:PRO:HD3	1:164:A:LEU:HB2	2	0.12
(1,729)	1:165:A:PRO:HD3	1:164:A:LEU:HB2	6	0.12
(1,729)	1:165:A:PRO:HD3	1:164:A:LEU:HB2	10	0.12
(1,690)	1:94:A:LEU:HD21	1:95:A:PRO:HD3	9	0.12
(1,690)	1:94:A:LEU:HD21	1:95:A:PRO:HD3	13	0.12
(1,688)	1:86:A:PRO:HA	1:86:A:PRO:HG3	11	0.12
(1,687)	1:88:A:ASP:HB2	1:91:A:LYS:HB2	3	0.12

Continued on next page...

Continued from previous page...

Key	Atom-1	Atom-2	Model ID	Violation (Å)
(1,687)	1:88:A:ASP:HB2	1:91:A:LYS:HB2	8	0.12
(1,687)	1:88:A:ASP:HB2	1:91:A:LYS:HB2	20	0.12
(1,683)	1:84:A:GLN:HG2	1:81:A:TRP:HA	1	0.12
(1,683)	1:84:A:GLN:HG2	1:81:A:TRP:HA	6	0.12
(1,681)	1:71:A:LEU:HD11	1:75:A:TRP:HB3	14	0.12
(1,674)	1:119:A:TYR:HE1	1:119:A:TYR:HA	12	0.12
(1,669)	1:165:A:PRO:HG3	1:65:A:TYR:HB3	6	0.12
(1,661)	1:164:A:LEU:HD21	1:62:A:GLN:HA	9	0.12
(1,661)	1:164:A:LEU:HD21	1:62:A:GLN:HA	11	0.12
(1,660)	1:149:A:MET:HE1	1:79:A:PHE:HA	4	0.12
(1,660)	1:149:A:MET:HE1	1:79:A:PHE:HA	5	0.12
(1,660)	1:149:A:MET:HE1	1:79:A:PHE:HA	8	0.12
(1,660)	1:149:A:MET:HE1	1:79:A:PHE:HA	12	0.12
(1,656)	1:160:A:LYS:HD2	1:73:A:THR:HB	13	0.12
(1,656)	1:160:A:LYS:HD2	1:73:A:THR:HB	19	0.12
(1,630)	1:105:A:MET:HE1	1:131:A:THR:HB	2	0.12
(1,630)	1:105:A:MET:HE1	1:131:A:THR:HB	8	0.12
(1,627)	1:137:A:TYR:HB3	1:134:A:THR:HA	18	0.12
(1,557)	1:107:A:MET:HA	1:71:A:LEU:HD11	7	0.12
(1,557)	1:107:A:MET:HA	1:71:A:LEU:HD11	8	0.12
(1,557)	1:107:A:MET:HA	1:71:A:LEU:HD11	13	0.12
(1,557)	1:107:A:MET:HA	1:71:A:LEU:HD11	16	0.12
(1,545)	1:71:A:LEU:HD11	1:110:A:ILE:HG21	4	0.12
(1,545)	1:71:A:LEU:HD11	1:110:A:ILE:HG21	5	0.12
(1,545)	1:71:A:LEU:HD11	1:110:A:ILE:HG21	14	0.12
(1,540)	1:75:A:TRP:HZ3	1:71:A:LEU:HD21	18	0.12
(1,521)	1:132:A:MET:HE1	1:107:A:MET:HE1	1	0.12
(1,521)	1:132:A:MET:HE1	1:107:A:MET:HE1	5	0.12
(1,521)	1:132:A:MET:HE1	1:107:A:MET:HE1	6	0.12
(1,521)	1:132:A:MET:HE1	1:107:A:MET:HE1	13	0.12
(1,521)	1:132:A:MET:HE1	1:107:A:MET:HE1	14	0.12
(1,521)	1:132:A:MET:HE1	1:107:A:MET:HE1	17	0.12
(1,521)	1:132:A:MET:HE1	1:107:A:MET:HE1	18	0.12
(1,520)	1:129:A:PHE:HB3	1:132:A:MET:HE1	14	0.12
(1,492)	1:66:A:LEU:HG	1:161:A:ILE:HG21	2	0.12
(1,489)	1:141:A:LYS:HA	1:141:A:LYS:HD3	2	0.12
(1,483)	1:64:A:GLN:HB3	1:64:A:GLN:HA	4	0.12
(1,483)	1:64:A:GLN:HB3	1:64:A:GLN:HA	6	0.12
(1,483)	1:64:A:GLN:HB3	1:64:A:GLN:HA	7	0.12
(1,483)	1:64:A:GLN:HB3	1:64:A:GLN:HA	12	0.12
(1,483)	1:64:A:GLN:HB3	1:64:A:GLN:HA	17	0.12
(1,479)	1:69:A:VAL:HG11	1:68:A:ARG:HG3	8	0.12

Continued on next page...

Continued from previous page...

Key	Atom-1	Atom-2	Model ID	Violation (Å)
(1,479)	1:69:A:VAL:HG11	1:68:A:ARG:HG3	14	0.12
(1,479)	1:69:A:VAL:HG11	1:68:A:ARG:HG3	16	0.12
(1,479)	1:69:A:VAL:HG11	1:68:A:ARG:HG3	20	0.12
(1,476)	1:77:A:HIS:HD2	1:74:A:LEU:HD21	5	0.12
(1,468)	1:151:A:GLU:HA	1:150:A:ALA:HB1	16	0.12
(1,455)	1:123:A:GLN:HA	1:126:A:ILE:HD11	6	0.12
(1,455)	1:123:A:GLN:HA	1:126:A:ILE:HD11	12	0.12
(1,455)	1:123:A:GLN:HA	1:126:A:ILE:HD11	16	0.12
(1,455)	1:123:A:GLN:HA	1:126:A:ILE:HD11	18	0.12
(1,455)	1:123:A:GLN:HA	1:126:A:ILE:HD11	19	0.12
(1,425)	1:89:A:ALA:HA	1:87:A:VAL:HG21	4	0.12
(1,425)	1:89:A:ALA:HA	1:87:A:VAL:HG21	9	0.12
(1,425)	1:89:A:ALA:HA	1:87:A:VAL:HG21	10	0.12
(1,425)	1:89:A:ALA:HA	1:87:A:VAL:HG21	12	0.12
(1,425)	1:89:A:ALA:HA	1:87:A:VAL:HG21	16	0.12
(1,420)	1:99:A:LYS:HA	1:99:A:LYS:HB3	14	0.12
(1,420)	1:99:A:LYS:HA	1:99:A:LYS:HB3	19	0.12
(1,387)	1:153:A:LEU:HD11	1:107:A:MET:HE1	5	0.12
(1,387)	1:153:A:LEU:HD11	1:107:A:MET:HE1	12	0.12
(1,387)	1:153:A:LEU:HD11	1:107:A:MET:HE1	13	0.12
(1,387)	1:153:A:LEU:HD11	1:107:A:MET:HE1	14	0.12
(1,387)	1:153:A:LEU:HD11	1:107:A:MET:HE1	17	0.12
(1,387)	1:153:A:LEU:HD11	1:107:A:MET:HE1	18	0.12
(1,387)	1:153:A:LEU:HD11	1:107:A:MET:HE1	20	0.12
(1,377)	1:70:A:VAL:HB	1:70:A:VAL:HG11	9	0.12
(1,377)	1:70:A:VAL:HB	1:70:A:VAL:HG11	18	0.12
(1,374)	1:156:A:LEU:HB3	1:74:A:LEU:HD21	14	0.12
(1,373)	1:74:A:LEU:HG	1:74:A:LEU:HD21	1	0.12
(1,373)	1:74:A:LEU:HG	1:74:A:LEU:HD21	2	0.12
(1,373)	1:74:A:LEU:HG	1:74:A:LEU:HD21	4	0.12
(1,373)	1:74:A:LEU:HG	1:74:A:LEU:HD21	11	0.12
(1,373)	1:74:A:LEU:HG	1:74:A:LEU:HD21	16	0.12
(1,373)	1:74:A:LEU:HG	1:74:A:LEU:HD21	17	0.12
(1,373)	1:74:A:LEU:HG	1:74:A:LEU:HD21	18	0.12
(1,373)	1:74:A:LEU:HG	1:74:A:LEU:HD21	19	0.12
(1,370)	1:148:A:LEU:HG	1:148:A:LEU:HD11	1	0.12
(1,370)	1:148:A:LEU:HG	1:148:A:LEU:HD11	2	0.12
(1,370)	1:148:A:LEU:HG	1:148:A:LEU:HD11	5	0.12
(1,370)	1:148:A:LEU:HG	1:148:A:LEU:HD11	6	0.12
(1,370)	1:148:A:LEU:HG	1:148:A:LEU:HD11	9	0.12
(1,370)	1:148:A:LEU:HG	1:148:A:LEU:HD11	14	0.12
(1,370)	1:148:A:LEU:HG	1:148:A:LEU:HD11	16	0.12

Continued on next page...

Continued from previous page...

Key	Atom-1	Atom-2	Model ID	Violation (Å)
(1,370)	1:148:A:LEU:HG	1:148:A:LEU:HD11	17	0.12
(1,370)	1:148:A:LEU:HG	1:148:A:LEU:HD11	18	0.12
(1,370)	1:148:A:LEU:HG	1:148:A:LEU:HD11	20	0.12
(1,369)	1:114:A:LEU:HB2	1:114:A:LEU:HD11	3	0.12
(1,369)	1:114:A:LEU:HB2	1:114:A:LEU:HD11	4	0.12
(1,369)	1:114:A:LEU:HB2	1:114:A:LEU:HD11	8	0.12
(1,369)	1:114:A:LEU:HB2	1:114:A:LEU:HD11	11	0.12
(1,369)	1:114:A:LEU:HB2	1:114:A:LEU:HD11	12	0.12
(1,369)	1:114:A:LEU:HB2	1:114:A:LEU:HD11	16	0.12
(1,369)	1:114:A:LEU:HB2	1:114:A:LEU:HD11	19	0.12
(1,357)	1:167:A:GLU:HG3	1:167:A:GLU:HB2	13	0.12
(1,334)	1:71:A:LEU:HD11	1:71:A:LEU:HB3	2	0.12
(1,334)	1:71:A:LEU:HD11	1:71:A:LEU:HB3	5	0.12
(1,334)	1:71:A:LEU:HD11	1:71:A:LEU:HB3	6	0.12
(1,334)	1:71:A:LEU:HD11	1:71:A:LEU:HB3	13	0.12
(1,334)	1:71:A:LEU:HD11	1:71:A:LEU:HB3	14	0.12
(1,334)	1:71:A:LEU:HD11	1:71:A:LEU:HB3	17	0.12
(1,317)	1:116:A:ASN:HB2	1:116:A:ASN:HA	16	0.12
(1,314)	1:165:A:PRO:HG3	1:164:A:LEU:HA	3	0.12
(1,314)	1:165:A:PRO:HG3	1:164:A:LEU:HA	5	0.12
(1,302)	1:158:A:LEU:HB2	1:158:A:LEU:HA	1	0.12
(1,302)	1:158:A:LEU:HB2	1:158:A:LEU:HA	3	0.12
(1,302)	1:158:A:LEU:HB2	1:158:A:LEU:HA	4	0.12
(1,302)	1:158:A:LEU:HB2	1:158:A:LEU:HA	5	0.12
(1,302)	1:158:A:LEU:HB2	1:158:A:LEU:HA	6	0.12
(1,302)	1:158:A:LEU:HB2	1:158:A:LEU:HA	7	0.12
(1,302)	1:158:A:LEU:HB2	1:158:A:LEU:HA	8	0.12
(1,302)	1:158:A:LEU:HB2	1:158:A:LEU:HA	10	0.12
(1,302)	1:158:A:LEU:HB2	1:158:A:LEU:HA	11	0.12
(1,302)	1:158:A:LEU:HB2	1:158:A:LEU:HA	12	0.12
(1,302)	1:158:A:LEU:HB2	1:158:A:LEU:HA	14	0.12
(1,302)	1:158:A:LEU:HB2	1:158:A:LEU:HA	15	0.12
(1,302)	1:158:A:LEU:HB2	1:158:A:LEU:HA	16	0.12
(1,302)	1:158:A:LEU:HB2	1:158:A:LEU:HA	17	0.12
(1,302)	1:158:A:LEU:HB2	1:158:A:LEU:HA	18	0.12
(1,302)	1:158:A:LEU:HB2	1:158:A:LEU:HA	20	0.12
(1,301)	1:114:A:LEU:HD21	1:114:A:LEU:HA	10	0.12
(1,301)	1:114:A:LEU:HD21	1:114:A:LEU:HA	11	0.12
(1,301)	1:114:A:LEU:HD21	1:114:A:LEU:HA	12	0.12
(1,301)	1:114:A:LEU:HD21	1:114:A:LEU:HA	18	0.12
(1,301)	1:114:A:LEU:HD21	1:114:A:LEU:HA	19	0.12
(1,300)	1:114:A:LEU:HA	1:114:A:LEU:HB2	2	0.12

Continued on next page...

Continued from previous page...

Key	Atom-1	Atom-2	Model ID	Violation (Å)
(1,300)	1:114:A:LEU:HA	1:114:A:LEU:HB2	6	0.12
(1,300)	1:114:A:LEU:HA	1:114:A:LEU:HB2	8	0.12
(1,300)	1:114:A:LEU:HA	1:114:A:LEU:HB2	11	0.12
(1,300)	1:114:A:LEU:HA	1:114:A:LEU:HB2	14	0.12
(1,300)	1:114:A:LEU:HA	1:114:A:LEU:HB2	17	0.12
(1,300)	1:114:A:LEU:HA	1:114:A:LEU:HB2	18	0.12
(1,282)	1:69:A:VAL:HG11	1:65:A:TYR:HA	2	0.12
(1,281)	1:166:A:THR:HG21	1:166:A:THR:HA	9	0.12
(1,281)	1:166:A:THR:HG21	1:166:A:THR:HA	13	0.12
(1,281)	1:166:A:THR:HG21	1:166:A:THR:HA	18	0.12
(1,276)	1:101:A:ILE:HG21	1:104:A:PRO:HA	5	0.12
(1,276)	1:101:A:ILE:HG21	1:104:A:PRO:HA	7	0.12
(1,276)	1:101:A:ILE:HG21	1:104:A:PRO:HA	12	0.12
(1,276)	1:101:A:ILE:HG21	1:104:A:PRO:HA	16	0.12
(1,259)	1:135:A:ASN:HA	1:101:A:ILE:HD11	11	0.12
(1,259)	1:135:A:ASN:HA	1:101:A:ILE:HD11	16	0.12
(1,259)	1:135:A:ASN:HA	1:101:A:ILE:HD11	20	0.12
(1,258)	1:91:A:LYS:HA	1:90:A:VAL:HG21	4	0.12
(1,254)	1:73:A:THR:HB	1:156:A:LEU:HD21	5	0.12
(1,254)	1:73:A:THR:HB	1:156:A:LEU:HD21	12	0.12
(1,253)	1:63:A:LEU:HA	1:114:A:LEU:HD21	4	0.12
(1,253)	1:63:A:LEU:HA	1:114:A:LEU:HD21	12	0.12
(1,253)	1:63:A:LEU:HA	1:114:A:LEU:HD21	19	0.12
(1,252)	1:74:A:LEU:HA	1:74:A:LEU:HD21	15	0.12
(1,236)	1:112:A:LYS:HA	1:112:A:LYS:HD3	7	0.12
(1,232)	1:167:A:GLU:HA	1:167:A:GLU:HB2	16	0.12
(1,219)	1:159:A:GLN:HA	1:162:A:ASN:HB3	10	0.12
(1,194)	1:129:A:PHE:HZ	1:71:A:LEU:HG	15	0.12
(1,194)	1:129:A:PHE:HZ	1:71:A:LEU:HG	18	0.12
(1,132)	1:132:A:MET:HG2	1:83:A:PHE:HD2	19	0.12
(1,114)	1:97:A:TYR:HE1	1:87:A:VAL:HB	3	0.12
(1,114)	1:97:A:TYR:HE1	1:87:A:VAL:HB	18	0.12
(1,95)	1:114:A:LEU:HA	1:119:A:TYR:HD2	3	0.12
(1,45)	1:70:A:VAL:HG11	1:157:A:PHE:HE1	7	0.12
(1,45)	1:70:A:VAL:HG11	1:157:A:PHE:HE1	13	0.12
(1,45)	1:70:A:VAL:HG11	1:157:A:PHE:HE1	18	0.12
(2,127)	1:113:A:ARG:NH1	1:128:A:ASP:OD2	5	0.11
(2,127)	1:113:A:ARG:NH1	1:128:A:ASP:OD2	9	0.11
(2,127)	1:113:A:ARG:NH1	1:128:A:ASP:OD2	15	0.11
(2,116)	1:139:A:TYR:HH	1:96:A:ASP:OD1	5	0.11
(2,116)	1:139:A:TYR:HH	1:96:A:ASP:OD1	6	0.11
(2,67)	1:136:A:CYS:H	1:132:A:MET:O	1	0.11

Continued on next page...

Continued from previous page...

Key	Atom-1	Atom-2	Model ID	Violation (Å)
(2,67)	1:136:A:CYS:H	1:132:A:MET:O	3	0.11
(2,67)	1:136:A:CYS:H	1:132:A:MET:O	8	0.11
(2,67)	1:136:A:CYS:H	1:132:A:MET:O	20	0.11
(1,2653)	1:130:A:ASN:HD21	1:126:A:ILE:HG21	10	0.11
(1,2629)	1:103:A:THR:H	1:101:A:ILE:HA	10	0.11
(1,2629)	1:103:A:THR:H	1:101:A:ILE:HA	19	0.11
(1,2629)	1:103:A:THR:H	1:101:A:ILE:HA	20	0.11
(1,2565)	1:166:A:THR:H	1:166:A:THR:HG21	5	0.11
(1,2523)	1:130:A:ASN:H	1:127:A:GLN:HB3	7	0.11
(1,2507)	1:93:A:ASN:H	1:93:A:ASN:HB3	14	0.11
(1,2507)	1:93:A:ASN:H	1:93:A:ASN:HB3	16	0.11
(1,2476)	1:151:A:GLU:H	1:151:A:GLU:HG2	6	0.11
(1,2476)	1:151:A:GLU:H	1:151:A:GLU:HG2	17	0.11
(1,2476)	1:151:A:GLU:H	1:151:A:GLU:HG2	20	0.11
(1,2473)	1:151:A:GLU:H	1:148:A:LEU:HD21	3	0.11
(1,2473)	1:151:A:GLU:H	1:148:A:LEU:HD21	14	0.11
(1,2429)	1:80:A:ALA:H	1:153:A:LEU:HD21	12	0.11
(1,2381)	1:159:A:GLN:H	1:159:A:GLN:HB3	6	0.11
(1,2381)	1:159:A:GLN:H	1:159:A:GLN:HB3	18	0.11
(1,2367)	1:137:A:TYR:H	1:138:A:ILE:HD11	1	0.11
(1,2367)	1:137:A:TYR:H	1:138:A:ILE:HD11	4	0.11
(1,2367)	1:137:A:TYR:H	1:138:A:ILE:HD11	6	0.11
(1,2367)	1:137:A:TYR:H	1:138:A:ILE:HD11	9	0.11
(1,2367)	1:137:A:TYR:H	1:138:A:ILE:HD11	16	0.11
(1,2292)	1:107:A:MET:H	1:107:A:MET:HE1	12	0.11
(1,2247)	1:141:A:LYS:H	1:140:A:ASN:HB3	18	0.11
(1,2159)	1:66:A:LEU:H	1:65:A:TYR:HB2	7	0.11
(1,2159)	1:66:A:LEU:H	1:65:A:TYR:HB2	10	0.11
(1,2159)	1:66:A:LEU:H	1:65:A:TYR:HB2	11	0.11
(1,2159)	1:66:A:LEU:H	1:65:A:TYR:HB2	12	0.11
(1,2159)	1:66:A:LEU:H	1:65:A:TYR:HB2	13	0.11
(1,2159)	1:66:A:LEU:H	1:65:A:TYR:HB2	14	0.11
(1,2159)	1:66:A:LEU:H	1:65:A:TYR:HB2	15	0.11
(1,2159)	1:66:A:LEU:H	1:65:A:TYR:HB2	16	0.11
(1,2152)	1:79:A:PHE:H	1:78:A:GLN:HG2	3	0.11
(1,2152)	1:79:A:PHE:H	1:78:A:GLN:HG2	9	0.11
(1,2152)	1:79:A:PHE:H	1:78:A:GLN:HG2	11	0.11
(1,2152)	1:79:A:PHE:H	1:78:A:GLN:HG2	20	0.11
(1,2131)	1:110:A:ILE:H	1:111:A:LYS:HG2	20	0.11
(1,2104)	1:144:A:ASP:H	1:147:A:VAL:HB	11	0.11
(1,2104)	1:144:A:ASP:H	1:147:A:VAL:HB	16	0.11
(1,2104)	1:144:A:ASP:H	1:147:A:VAL:HB	19	0.11

Continued on next page...

Continued from previous page...

Key	Atom-1	Atom-2	Model ID	Violation (Å)
(1,2097)	1:91:A:LYS:H	1:91:A:LYS:HB3	15	0.11
(1,2093)	1:91:A:LYS:H	1:90:A:VAL:HG11	12	0.11
(1,2073)	1:167:A:GLU:H	1:167:A:GLU:HG3	4	0.11
(1,2063)	1:109:A:THR:H	1:111:A:LYS:HG2	20	0.11
(1,2034)	1:85:A:GLN:HE22	1:82:A:PRO:HA	11	0.11
(1,2020)	1:73:A:THR:H	1:74:A:LEU:HG	3	0.11
(1,2020)	1:73:A:THR:H	1:74:A:LEU:HG	8	0.11
(1,2020)	1:73:A:THR:H	1:74:A:LEU:HG	13	0.11
(1,2020)	1:73:A:THR:H	1:74:A:LEU:HG	18	0.11
(1,1953)	1:127:A:GLN:H	1:127:A:GLN:HG3	17	0.11
(1,1894)	1:153:A:LEU:H	1:74:A:LEU:HD21	19	0.11
(1,1883)	1:70:A:VAL:H	1:69:A:VAL:HB	1	0.11
(1,1883)	1:70:A:VAL:H	1:69:A:VAL:HB	12	0.11
(1,1883)	1:70:A:VAL:H	1:69:A:VAL:HB	13	0.11
(1,1883)	1:70:A:VAL:H	1:69:A:VAL:HB	16	0.11
(1,1883)	1:70:A:VAL:H	1:69:A:VAL:HB	17	0.11
(1,1883)	1:70:A:VAL:H	1:69:A:VAL:HB	18	0.11
(1,1840)	1:164:A:LEU:H	1:163:A:GLU:HB3	3	0.11
(1,1840)	1:164:A:LEU:H	1:163:A:GLU:HB3	12	0.11
(1,1822)	1:128:A:ASP:H	1:126:A:ILE:HG21	5	0.11
(1,1822)	1:128:A:ASP:H	1:126:A:ILE:HG21	8	0.11
(1,1822)	1:128:A:ASP:H	1:126:A:ILE:HG21	11	0.11
(1,1822)	1:128:A:ASP:H	1:126:A:ILE:HG21	12	0.11
(1,1822)	1:128:A:ASP:H	1:126:A:ILE:HG21	13	0.11
(1,1818)	1:110:A:ILE:H	1:107:A:MET:HG2	12	0.11
(1,1818)	1:110:A:ILE:H	1:107:A:MET:HG2	15	0.11
(1,1815)	1:77:A:HIS:H	1:76:A:LYS:HG2	12	0.11
(1,1815)	1:77:A:HIS:H	1:76:A:LYS:HG2	19	0.11
(1,1813)	1:69:A:VAL:H	1:68:A:ARG:HB3	10	0.11
(1,1778)	1:111:A:LYS:H	1:111:A:LYS:HD3	4	0.11
(1,1778)	1:111:A:LYS:H	1:111:A:LYS:HD3	11	0.11
(1,1727)	1:122:A:ALA:HB1	1:164:A:LEU:HD21	11	0.11
(1,1727)	1:122:A:ALA:HB1	1:164:A:LEU:HD21	15	0.11
(1,1727)	1:122:A:ALA:HB1	1:164:A:LEU:HD21	18	0.11
(1,1692)	1:100:A:ILE:HD11	1:97:A:TYR:HA	6	0.11
(1,1679)	1:161:A:ILE:HG21	1:126:A:ILE:HD11	11	0.11
(1,1679)	1:161:A:ILE:HG21	1:126:A:ILE:HD11	14	0.11
(1,1679)	1:161:A:ILE:HG21	1:126:A:ILE:HD11	17	0.11
(1,1671)	1:105:A:MET:HB2	1:105:A:MET:HE1	20	0.11
(1,1658)	1:132:A:MET:HE1	1:83:A:PHE:HB3	18	0.11
(1,1658)	1:132:A:MET:HE1	1:83:A:PHE:HB3	20	0.11
(1,1652)	1:98:A:TYR:HE1	1:101:A:ILE:HG21	20	0.11

Continued on next page...

Continued from previous page...

Key	Atom-1	Atom-2	Model ID	Violation (Å)
(1,1642)	1:100:A:ILE:HG21	1:139:A:TYR:HB3	19	0.11
(1,1640)	1:100:A:ILE:HG21	1:101:A:ILE:HD11	10	0.11
(1,1640)	1:100:A:ILE:HG21	1:101:A:ILE:HD11	13	0.11
(1,1640)	1:100:A:ILE:HG21	1:101:A:ILE:HD11	17	0.11
(1,1636)	1:102:A:LYS:HG2	1:138:A:ILE:HG21	18	0.11
(1,1635)	1:100:A:ILE:HB	1:138:A:ILE:HG21	4	0.11
(1,1635)	1:100:A:ILE:HB	1:138:A:ILE:HG21	6	0.11
(1,1635)	1:100:A:ILE:HB	1:138:A:ILE:HG21	7	0.11
(1,1635)	1:100:A:ILE:HB	1:138:A:ILE:HG21	14	0.11
(1,1635)	1:100:A:ILE:HB	1:138:A:ILE:HG21	18	0.11
(1,1635)	1:100:A:ILE:HB	1:138:A:ILE:HG21	20	0.11
(1,1622)	1:146:A:ILE:HG13	1:150:A:ALA:HB1	16	0.11
(1,1618)	1:98:A:TYR:HD1	1:89:A:ALA:HB1	3	0.11
(1,1618)	1:98:A:TYR:HD1	1:89:A:ALA:HB1	5	0.11
(1,1618)	1:98:A:TYR:HD1	1:89:A:ALA:HB1	7	0.11
(1,1611)	1:91:A:LYS:HG3	1:90:A:VAL:HG21	8	0.11
(1,1607)	1:74:A:LEU:HD21	1:80:A:ALA:HB1	5	0.11
(1,1607)	1:74:A:LEU:HD21	1:80:A:ALA:HB1	12	0.11
(1,1607)	1:74:A:LEU:HD21	1:80:A:ALA:HB1	14	0.11
(1,1607)	1:74:A:LEU:HD21	1:80:A:ALA:HB1	18	0.11
(1,1601)	1:80:A:ALA:HB1	1:75:A:TRP:HA	5	0.11
(1,1601)	1:80:A:ALA:HB1	1:75:A:TRP:HA	10	0.11
(1,1596)	1:113:A:ARG:HG3	1:109:A:THR:HG21	18	0.11
(1,1595)	1:105:A:MET:HE1	1:109:A:THR:HG21	3	0.11
(1,1595)	1:105:A:MET:HE1	1:109:A:THR:HG21	12	0.11
(1,1591)	1:105:A:MET:HA	1:109:A:THR:HG21	11	0.11
(1,1591)	1:105:A:MET:HA	1:109:A:THR:HG21	14	0.11
(1,1581)	1:70:A:VAL:HG21	1:160:A:LYS:HB2	10	0.11
(1,1581)	1:70:A:VAL:HG21	1:160:A:LYS:HB2	15	0.11
(1,1581)	1:70:A:VAL:HG21	1:160:A:LYS:HB2	19	0.11
(1,1546)	1:101:A:ILE:HD11	1:101:A:ILE:HG13	6	0.11
(1,1546)	1:101:A:ILE:HD11	1:101:A:ILE:HG13	16	0.11
(1,1541)	1:63:A:LEU:HD11	1:114:A:LEU:HD21	16	0.11
(1,1539)	1:63:A:LEU:HD11	1:63:A:LEU:HB2	12	0.11
(1,1539)	1:63:A:LEU:HD11	1:63:A:LEU:HB2	20	0.11
(1,1532)	1:63:A:LEU:HD11	1:60:A:THR:HA	20	0.11
(1,1525)	1:164:A:LEU:HD11	1:165:A:PRO:HD3	8	0.11
(1,1524)	1:164:A:LEU:HD11	1:62:A:GLN:HG3	11	0.11
(1,1521)	1:161:A:ILE:HA	1:164:A:LEU:HD11	19	0.11
(1,1508)	1:161:A:ILE:HG13	1:161:A:ILE:HG21	1	0.11
(1,1508)	1:161:A:ILE:HG13	1:161:A:ILE:HG21	2	0.11
(1,1508)	1:161:A:ILE:HG13	1:161:A:ILE:HG21	10	0.11

Continued on next page...

Continued from previous page...

Key	Atom-1	Atom-2	Model ID	Violation (Å)
(1,1508)	1:161:A:ILE:HG13	1:161:A:ILE:HG21	11	0.11
(1,1508)	1:161:A:ILE:HG13	1:161:A:ILE:HG21	14	0.11
(1,1508)	1:161:A:ILE:HG13	1:161:A:ILE:HG21	15	0.11
(1,1433)	1:85:A:GLN:HB3	1:85:A:GLN:HA	20	0.11
(1,1410)	1:79:A:PHE:HE1	1:78:A:GLN:HG3	5	0.11
(1,1410)	1:79:A:PHE:HE1	1:78:A:GLN:HG3	10	0.11
(1,1409)	1:79:A:PHE:HD1	1:78:A:GLN:HG3	8	0.11
(1,1409)	1:79:A:PHE:HD1	1:78:A:GLN:HG3	19	0.11
(1,1408)	1:81:A:TRP:HD1	1:78:A:GLN:HA	3	0.11
(1,1408)	1:81:A:TRP:HD1	1:78:A:GLN:HA	14	0.11
(1,1407)	1:79:A:PHE:HD1	1:78:A:GLN:HA	3	0.11
(1,1407)	1:79:A:PHE:HD1	1:78:A:GLN:HA	7	0.11
(1,1403)	1:86:A:PRO:HB2	1:86:A:PRO:HG3	1	0.11
(1,1403)	1:86:A:PRO:HB2	1:86:A:PRO:HG3	2	0.11
(1,1403)	1:86:A:PRO:HB2	1:86:A:PRO:HG3	7	0.11
(1,1403)	1:86:A:PRO:HB2	1:86:A:PRO:HG3	10	0.11
(1,1403)	1:86:A:PRO:HB2	1:86:A:PRO:HG3	11	0.11
(1,1403)	1:86:A:PRO:HB2	1:86:A:PRO:HG3	12	0.11
(1,1394)	1:97:A:TYR:HD1	1:104:A:PRO:HB2	2	0.11
(1,1394)	1:97:A:TYR:HD1	1:104:A:PRO:HB2	13	0.11
(1,1357)	1:115:A:GLU:HB2	1:115:A:GLU:HG2	3	0.11
(1,1277)	2:201:A:MGO:HB1	1:94:A:LEU:HD21	2	0.11
(1,1277)	2:201:A:MGO:HB1	1:94:A:LEU:HD21	10	0.11
(1,1277)	2:201:A:MGO:HB1	1:94:A:LEU:HD21	16	0.11
(1,1258)	1:99:A:LYS:HB3	1:96:A:ASP:HB2	3	0.11
(1,1255)	1:96:A:ASP:HA	1:99:A:LYS:HD3	18	0.11
(1,1253)	1:164:A:LEU:HD21	1:164:A:LEU:HA	8	0.11
(1,1248)	1:86:A:PRO:HD2	1:85:A:GLN:HA	2	0.11
(1,1233)	1:87:A:VAL:HG11	1:92:A:LEU:HD11	1	0.11
(1,1194)	1:115:A:GLU:HB2	1:67:A:LEU:HD21	9	0.11
(1,1194)	1:115:A:GLU:HB2	1:67:A:LEU:HD21	10	0.11
(1,1192)	1:115:A:GLU:HA	1:67:A:LEU:HD21	10	0.11
(1,1192)	1:115:A:GLU:HA	1:67:A:LEU:HD21	18	0.11
(1,1191)	1:67:A:LEU:HD21	1:67:A:LEU:HA	1	0.11
(1,1191)	1:67:A:LEU:HD21	1:67:A:LEU:HA	4	0.11
(1,1191)	1:67:A:LEU:HD21	1:67:A:LEU:HA	5	0.11
(1,1191)	1:67:A:LEU:HD21	1:67:A:LEU:HA	13	0.11
(1,1191)	1:67:A:LEU:HD21	1:67:A:LEU:HA	16	0.11
(1,1191)	1:67:A:LEU:HD21	1:67:A:LEU:HA	17	0.11
(1,1191)	1:67:A:LEU:HD21	1:67:A:LEU:HA	18	0.11
(1,1184)	1:149:A:MET:HG3	1:149:A:MET:HE1	16	0.11
(1,1137)	1:82:A:PRO:HD3	1:146:A:ILE:HD11	12	0.11

Continued on next page...

Continued from previous page...

Key	Atom-1	Atom-2	Model ID	Violation (Å)
(1,1134)	1:82:A:PRO:HD2	1:146:A:ILE:HD11	4	0.11
(1,1134)	1:82:A:PRO:HD2	1:146:A:ILE:HD11	17	0.11
(1,1124)	1:146:A:ILE:HB	1:146:A:ILE:HG21	3	0.11
(1,1114)	1:71:A:LEU:HD11	1:75:A:TRP:HA	18	0.11
(1,1104)	1:161:A:ILE:HG12	1:161:A:ILE:HA	10	0.11
(1,1104)	1:161:A:ILE:HG12	1:161:A:ILE:HA	15	0.11
(1,1097)	1:72:A:LYS:HB3	1:69:A:VAL:HA	9	0.11
(1,1095)	2:201:A:MQO:HA1	1:87:A:VAL:HG21	18	0.11
(1,1075)	1:93:A:ASN:HA	1:90:A:VAL:HA	5	0.11
(1,1075)	1:93:A:ASN:HA	1:90:A:VAL:HA	13	0.11
(1,1067)	1:147:A:VAL:HG21	1:147:A:VAL:HA	1	0.11
(1,1067)	1:147:A:VAL:HG21	1:147:A:VAL:HA	3	0.11
(1,1067)	1:147:A:VAL:HG21	1:147:A:VAL:HA	9	0.11
(1,1067)	1:147:A:VAL:HG21	1:147:A:VAL:HA	14	0.11
(1,1064)	1:129:A:PHE:HB3	1:126:A:ILE:HA	1	0.11
(1,1064)	1:129:A:PHE:HB3	1:126:A:ILE:HA	3	0.11
(1,1064)	1:129:A:PHE:HB3	1:126:A:ILE:HA	8	0.11
(1,1064)	1:129:A:PHE:HB3	1:126:A:ILE:HA	10	0.11
(1,1064)	1:129:A:PHE:HB3	1:126:A:ILE:HA	12	0.11
(1,1041)	1:66:A:LEU:HB2	1:161:A:ILE:HD11	4	0.11
(1,1041)	1:66:A:LEU:HB2	1:161:A:ILE:HD11	5	0.11
(1,1016)	1:102:A:LYS:HG2	1:102:A:LYS:HD3	7	0.11
(1,1016)	1:102:A:LYS:HG2	1:102:A:LYS:HD3	8	0.11
(1,1016)	1:102:A:LYS:HG2	1:102:A:LYS:HD3	11	0.11
(1,985)	1:167:A:GLU:HA	1:62:A:GLN:HG3	20	0.11
(1,965)	1:160:A:LYS:HB2	1:160:A:LYS:HA	6	0.11
(1,965)	1:160:A:LYS:HB2	1:160:A:LYS:HA	10	0.11
(1,965)	1:160:A:LYS:HB2	1:160:A:LYS:HA	14	0.11
(1,965)	1:160:A:LYS:HB2	1:160:A:LYS:HA	15	0.11
(1,965)	1:160:A:LYS:HB2	1:160:A:LYS:HA	18	0.11
(1,964)	1:70:A:VAL:HG21	1:160:A:LYS:HA	2	0.11
(1,964)	1:70:A:VAL:HG21	1:160:A:LYS:HA	7	0.11
(1,964)	1:70:A:VAL:HG21	1:160:A:LYS:HA	9	0.11
(1,964)	1:70:A:VAL:HG21	1:160:A:LYS:HA	13	0.11
(1,964)	1:70:A:VAL:HG21	1:160:A:LYS:HA	14	0.11
(1,964)	1:70:A:VAL:HG21	1:160:A:LYS:HA	16	0.11
(1,964)	1:70:A:VAL:HG21	1:160:A:LYS:HA	17	0.11
(1,939)	1:137:A:TYR:HE1	1:151:A:GLU:HB3	4	0.11
(1,939)	1:137:A:TYR:HE1	1:151:A:GLU:HB3	9	0.11
(1,939)	1:137:A:TYR:HE1	1:151:A:GLU:HB3	11	0.11
(1,939)	1:137:A:TYR:HE1	1:151:A:GLU:HB3	15	0.11
(1,902)	1:130:A:ASN:HB3	1:127:A:GLN:HB2	3	0.11

Continued on next page...

Continued from previous page...

Key	Atom-1	Atom-2	Model ID	Violation (Å)
(1,902)	1:130:A:ASN:HB3	1:127:A:GLN:HB2	7	0.11
(1,902)	1:130:A:ASN:HB3	1:127:A:GLN:HB2	11	0.11
(1,902)	1:130:A:ASN:HB3	1:127:A:GLN:HB2	17	0.11
(1,893)	1:128:A:ASP:HB3	1:125:A:CYS:HA	17	0.11
(1,890)	1:124:A:GLU:HG3	1:124:A:GLU:HA	4	0.11
(1,886)	1:119:A:TYR:HE1	1:124:A:GLU:HB3	2	0.11
(1,880)	1:115:A:GLU:HA	1:115:A:GLU:HB2	2	0.11
(1,880)	1:115:A:GLU:HA	1:115:A:GLU:HB2	4	0.11
(1,880)	1:115:A:GLU:HA	1:115:A:GLU:HB2	5	0.11
(1,880)	1:115:A:GLU:HA	1:115:A:GLU:HB2	8	0.11
(1,880)	1:115:A:GLU:HA	1:115:A:GLU:HB2	11	0.11
(1,880)	1:115:A:GLU:HA	1:115:A:GLU:HB2	12	0.11
(1,880)	1:115:A:GLU:HA	1:115:A:GLU:HB2	15	0.11
(1,880)	1:115:A:GLU:HA	1:115:A:GLU:HB2	18	0.11
(1,880)	1:115:A:GLU:HA	1:115:A:GLU:HB2	19	0.11
(1,880)	1:115:A:GLU:HA	1:115:A:GLU:HB2	20	0.11
(1,849)	1:96:A:ASP:HA	1:99:A:LYS:HG3	1	0.11
(1,848)	1:91:A:LYS:HA	1:91:A:LYS:HE3	10	0.11
(1,848)	1:91:A:LYS:HA	1:91:A:LYS:HE3	17	0.11
(1,842)	1:128:A:ASP:H	1:127:A:GLN:HB2	8	0.11
(1,842)	1:128:A:ASP:H	1:127:A:GLN:HB2	15	0.11
(1,833)	1:76:A:LYS:HD3	1:73:A:THR:HA	9	0.11
(1,833)	1:76:A:LYS:HD3	1:73:A:THR:HA	16	0.11
(1,823)	1:76:A:LYS:HE3	1:76:A:LYS:HB2	13	0.11
(1,775)	1:57:A:LYS:HD3	1:57:A:LYS:HE3	1	0.11
(1,775)	1:57:A:LYS:HD3	1:57:A:LYS:HE3	4	0.11
(1,775)	1:57:A:LYS:HD3	1:57:A:LYS:HE3	6	0.11
(1,775)	1:57:A:LYS:HD3	1:57:A:LYS:HE3	7	0.11
(1,775)	1:57:A:LYS:HD3	1:57:A:LYS:HE3	8	0.11
(1,775)	1:57:A:LYS:HD3	1:57:A:LYS:HE3	9	0.11
(1,775)	1:57:A:LYS:HD3	1:57:A:LYS:HE3	10	0.11
(1,775)	1:57:A:LYS:HD3	1:57:A:LYS:HE3	13	0.11
(1,775)	1:57:A:LYS:HD3	1:57:A:LYS:HE3	17	0.11
(1,775)	1:57:A:LYS:HD3	1:57:A:LYS:HE3	18	0.11
(1,775)	1:57:A:LYS:HD3	1:57:A:LYS:HE3	19	0.11
(1,772)	1:56:A:PRO:HD2	1:55:A:LYS:HD3	11	0.11
(1,771)	1:56:A:PRO:HD2	1:55:A:LYS:HB3	3	0.11
(1,757)	1:122:A:ALA:HB1	1:62:A:GLN:HG2	4	0.11
(1,757)	1:122:A:ALA:HB1	1:62:A:GLN:HG2	11	0.11
(1,757)	1:122:A:ALA:HB1	1:62:A:GLN:HG2	19	0.11
(1,756)	1:122:A:ALA:HB1	1:62:A:GLN:HG3	6	0.11
(1,756)	1:122:A:ALA:HB1	1:62:A:GLN:HG3	11	0.11

Continued on next page...

Continued from previous page...

Key	Atom-1	Atom-2	Model ID	Violation (Å)
(1,756)	1:122:A:ALA:HB1	1:62:A:GLN:HG3	15	0.11
(1,754)	1:84:A:GLN:HA	1:107:A:MET:HB3	16	0.11
(1,744)	1:117:A:ASN:HB3	1:117:A:ASN:HA	8	0.11
(1,744)	1:117:A:ASN:HB3	1:117:A:ASN:HA	10	0.11
(1,729)	1:165:A:PRO:HD3	1:164:A:LEU:HB2	9	0.11
(1,729)	1:165:A:PRO:HD3	1:164:A:LEU:HB2	11	0.11
(1,690)	1:94:A:LEU:HD21	1:95:A:PRO:HD3	2	0.11
(1,690)	1:94:A:LEU:HD21	1:95:A:PRO:HD3	14	0.11
(1,688)	1:86:A:PRO:HA	1:86:A:PRO:HG3	7	0.11
(1,688)	1:86:A:PRO:HA	1:86:A:PRO:HG3	12	0.11
(1,687)	1:88:A:ASP:HB2	1:91:A:LYS:HB2	1	0.11
(1,687)	1:88:A:ASP:HB2	1:91:A:LYS:HB2	17	0.11
(1,683)	1:84:A:GLN:HG2	1:81:A:TRP:HA	5	0.11
(1,681)	1:71:A:LEU:HD11	1:75:A:TRP:HB3	6	0.11
(1,677)	1:63:A:LEU:HD21	1:119:A:TYR:HA	8	0.11
(1,674)	1:119:A:TYR:HE1	1:119:A:TYR:HA	3	0.11
(1,674)	1:119:A:TYR:HE1	1:119:A:TYR:HA	7	0.11
(1,674)	1:119:A:TYR:HE1	1:119:A:TYR:HA	17	0.11
(1,661)	1:164:A:LEU:HD21	1:62:A:GLN:HA	1	0.11
(1,661)	1:164:A:LEU:HD21	1:62:A:GLN:HA	7	0.11
(1,661)	1:164:A:LEU:HD21	1:62:A:GLN:HA	13	0.11
(1,659)	1:69:A:VAL:HG21	1:65:A:TYR:HA	2	0.11
(1,656)	1:160:A:LYS:HD2	1:73:A:THR:HB	1	0.11
(1,656)	1:160:A:LYS:HD2	1:73:A:THR:HB	5	0.11
(1,656)	1:160:A:LYS:HD2	1:73:A:THR:HB	6	0.11
(1,656)	1:160:A:LYS:HD2	1:73:A:THR:HB	8	0.11
(1,656)	1:160:A:LYS:HD2	1:73:A:THR:HB	10	0.11
(1,656)	1:160:A:LYS:HD2	1:73:A:THR:HB	11	0.11
(1,656)	1:160:A:LYS:HD2	1:73:A:THR:HB	16	0.11
(1,656)	1:160:A:LYS:HD2	1:73:A:THR:HB	18	0.11
(1,654)	1:134:A:THR:HB	1:134:A:THR:HA	1	0.11
(1,637)	1:160:A:LYS:HE2	1:73:A:THR:HG21	3	0.11
(1,637)	1:160:A:LYS:HE2	1:73:A:THR:HG21	7	0.11
(1,637)	1:160:A:LYS:HE2	1:73:A:THR:HG21	19	0.11
(1,557)	1:107:A:MET:HA	1:71:A:LEU:HD11	1	0.11
(1,557)	1:107:A:MET:HA	1:71:A:LEU:HD11	10	0.11
(1,545)	1:71:A:LEU:HD11	1:110:A:ILE:HG21	8	0.11
(1,540)	1:75:A:TRP:HZ3	1:71:A:LEU:HD21	12	0.11
(1,521)	1:132:A:MET:HE1	1:107:A:MET:HE1	3	0.11
(1,521)	1:132:A:MET:HE1	1:107:A:MET:HE1	9	0.11
(1,521)	1:132:A:MET:HE1	1:107:A:MET:HE1	16	0.11
(1,521)	1:132:A:MET:HE1	1:107:A:MET:HE1	20	0.11

Continued on next page...

Continued from previous page...

Key	Atom-1	Atom-2	Model ID	Violation (Å)
(1,520)	1:129:A:PHE:HB3	1:132:A:MET:HE1	1	0.11
(1,520)	1:129:A:PHE:HB3	1:132:A:MET:HE1	10	0.11
(1,520)	1:129:A:PHE:HB3	1:132:A:MET:HE1	12	0.11
(1,520)	1:129:A:PHE:HB3	1:132:A:MET:HE1	17	0.11
(1,502)	1:87:A:VAL:HG11	1:87:A:VAL:HG21	1	0.11
(1,483)	1:64:A:GLN:HB3	1:64:A:GLN:HA	2	0.11
(1,483)	1:64:A:GLN:HB3	1:64:A:GLN:HA	10	0.11
(1,483)	1:64:A:GLN:HB3	1:64:A:GLN:HA	13	0.11
(1,483)	1:64:A:GLN:HB3	1:64:A:GLN:HA	19	0.11
(1,483)	1:64:A:GLN:HB3	1:64:A:GLN:HA	20	0.11
(1,476)	1:77:A:HIS:HD2	1:74:A:LEU:HD21	2	0.11
(1,476)	1:77:A:HIS:HD2	1:74:A:LEU:HD21	8	0.11
(1,476)	1:77:A:HIS:HD2	1:74:A:LEU:HD21	9	0.11
(1,476)	1:77:A:HIS:HD2	1:74:A:LEU:HD21	16	0.11
(1,476)	1:77:A:HIS:HD2	1:74:A:LEU:HD21	18	0.11
(1,473)	1:158:A:LEU:HD21	1:161:A:ILE:HB	8	0.11
(1,461)	1:133:A:PHE:HZ	1:132:A:MET:HE1	12	0.11
(1,455)	1:123:A:GLN:HA	1:126:A:ILE:HD11	2	0.11
(1,455)	1:123:A:GLN:HA	1:126:A:ILE:HD11	3	0.11
(1,455)	1:123:A:GLN:HA	1:126:A:ILE:HD11	5	0.11
(1,455)	1:123:A:GLN:HA	1:126:A:ILE:HD11	7	0.11
(1,455)	1:123:A:GLN:HA	1:126:A:ILE:HD11	11	0.11
(1,455)	1:123:A:GLN:HA	1:126:A:ILE:HD11	13	0.11
(1,455)	1:123:A:GLN:HA	1:126:A:ILE:HD11	17	0.11
(1,420)	1:99:A:LYS:HA	1:99:A:LYS:HB3	10	0.11
(1,387)	1:153:A:LEU:HD11	1:107:A:MET:HE1	8	0.11
(1,387)	1:153:A:LEU:HD11	1:107:A:MET:HE1	10	0.11
(1,377)	1:70:A:VAL:HB	1:70:A:VAL:HG11	1	0.11
(1,377)	1:70:A:VAL:HB	1:70:A:VAL:HG11	3	0.11
(1,377)	1:70:A:VAL:HB	1:70:A:VAL:HG11	4	0.11
(1,377)	1:70:A:VAL:HB	1:70:A:VAL:HG11	8	0.11
(1,374)	1:156:A:LEU:HB3	1:74:A:LEU:HD21	1	0.11
(1,374)	1:156:A:LEU:HB3	1:74:A:LEU:HD21	6	0.11
(1,374)	1:156:A:LEU:HB3	1:74:A:LEU:HD21	8	0.11
(1,374)	1:156:A:LEU:HB3	1:74:A:LEU:HD21	12	0.11
(1,374)	1:156:A:LEU:HB3	1:74:A:LEU:HD21	13	0.11
(1,374)	1:156:A:LEU:HB3	1:74:A:LEU:HD21	15	0.11
(1,374)	1:156:A:LEU:HB3	1:74:A:LEU:HD21	18	0.11
(1,374)	1:156:A:LEU:HB3	1:74:A:LEU:HD21	19	0.11
(1,374)	1:156:A:LEU:HB3	1:74:A:LEU:HD21	20	0.11
(1,373)	1:74:A:LEU:HG	1:74:A:LEU:HD21	5	0.11
(1,373)	1:74:A:LEU:HG	1:74:A:LEU:HD21	7	0.11

Continued on next page...

Continued from previous page...

Key	Atom-1	Atom-2	Model ID	Violation (Å)
(1,373)	1:74:A:LEU:HG	1:74:A:LEU:HD21	8	0.11
(1,373)	1:74:A:LEU:HG	1:74:A:LEU:HD21	10	0.11
(1,373)	1:74:A:LEU:HG	1:74:A:LEU:HD21	12	0.11
(1,373)	1:74:A:LEU:HG	1:74:A:LEU:HD21	13	0.11
(1,373)	1:74:A:LEU:HG	1:74:A:LEU:HD21	14	0.11
(1,373)	1:74:A:LEU:HG	1:74:A:LEU:HD21	15	0.11
(1,373)	1:74:A:LEU:HG	1:74:A:LEU:HD21	20	0.11
(1,370)	1:148:A:LEU:HG	1:148:A:LEU:HD11	3	0.11
(1,370)	1:148:A:LEU:HG	1:148:A:LEU:HD11	4	0.11
(1,370)	1:148:A:LEU:HG	1:148:A:LEU:HD11	7	0.11
(1,370)	1:148:A:LEU:HG	1:148:A:LEU:HD11	10	0.11
(1,370)	1:148:A:LEU:HG	1:148:A:LEU:HD11	12	0.11
(1,370)	1:148:A:LEU:HG	1:148:A:LEU:HD11	13	0.11
(1,370)	1:148:A:LEU:HG	1:148:A:LEU:HD11	19	0.11
(1,369)	1:114:A:LEU:HB2	1:114:A:LEU:HD11	1	0.11
(1,369)	1:114:A:LEU:HB2	1:114:A:LEU:HD11	9	0.11
(1,359)	1:88:A:ASP:HB2	1:91:A:LYS:HD3	4	0.11
(1,357)	1:167:A:GLU:HG3	1:167:A:GLU:HB2	8	0.11
(1,357)	1:167:A:GLU:HG3	1:167:A:GLU:HB2	9	0.11
(1,357)	1:167:A:GLU:HG3	1:167:A:GLU:HB2	10	0.11
(1,357)	1:167:A:GLU:HG3	1:167:A:GLU:HB2	11	0.11
(1,334)	1:71:A:LEU:HD11	1:71:A:LEU:HB3	3	0.11
(1,334)	1:71:A:LEU:HD11	1:71:A:LEU:HB3	7	0.11
(1,334)	1:71:A:LEU:HD11	1:71:A:LEU:HB3	9	0.11
(1,334)	1:71:A:LEU:HD11	1:71:A:LEU:HB3	11	0.11
(1,334)	1:71:A:LEU:HD11	1:71:A:LEU:HB3	15	0.11
(1,334)	1:71:A:LEU:HD11	1:71:A:LEU:HB3	16	0.11
(1,334)	1:71:A:LEU:HD11	1:71:A:LEU:HB3	18	0.11
(1,334)	1:71:A:LEU:HD11	1:71:A:LEU:HB3	19	0.11
(1,317)	1:116:A:ASN:HB2	1:116:A:ASN:HA	1	0.11
(1,317)	1:116:A:ASN:HB2	1:116:A:ASN:HA	10	0.11
(1,317)	1:116:A:ASN:HB2	1:116:A:ASN:HA	19	0.11
(1,314)	1:165:A:PRO:HG3	1:164:A:LEU:HA	19	0.11
(1,302)	1:158:A:LEU:HB2	1:158:A:LEU:HA	2	0.11
(1,302)	1:158:A:LEU:HB2	1:158:A:LEU:HA	9	0.11
(1,302)	1:158:A:LEU:HB2	1:158:A:LEU:HA	13	0.11
(1,302)	1:158:A:LEU:HB2	1:158:A:LEU:HA	19	0.11
(1,294)	1:91:A:LYS:HG2	1:91:A:LYS:HA	6	0.11
(1,294)	1:91:A:LYS:HG2	1:91:A:LYS:HA	12	0.11
(1,281)	1:166:A:THR:HG21	1:166:A:THR:HA	6	0.11
(1,281)	1:166:A:THR:HG21	1:166:A:THR:HA	14	0.11
(1,276)	1:101:A:ILE:HG21	1:104:A:PRO:HA	17	0.11

Continued on next page...

Continued from previous page...

Key	Atom-1	Atom-2	Model ID	Violation (Å)
(1,258)	1:91:A:LYS:HA	1:90:A:VAL:HG21	7	0.11
(1,258)	1:91:A:LYS:HA	1:90:A:VAL:HG21	19	0.11
(1,254)	1:73:A:THR:HB	1:156:A:LEU:HD21	10	0.11
(1,254)	1:73:A:THR:HB	1:156:A:LEU:HD21	13	0.11
(1,252)	1:74:A:LEU:HA	1:74:A:LEU:HD21	7	0.11
(1,251)	1:57:A:LYS:HA	1:57:A:LYS:HG3	14	0.11
(1,249)	1:99:A:LYS:HA	1:99:A:LYS:HG2	16	0.11
(1,231)	1:167:A:GLU:HA	1:167:A:GLU:HB3	3	0.11
(1,219)	1:159:A:GLN:HA	1:162:A:ASN:HB3	3	0.11
(1,219)	1:159:A:GLN:HA	1:162:A:ASN:HB3	20	0.11
(1,202)	1:133:A:PHE:HE1	1:132:A:MET:HE1	18	0.11
(1,202)	1:133:A:PHE:HE1	1:132:A:MET:HE1	20	0.11
(1,201)	1:119:A:TYR:HE2	1:114:A:LEU:HD21	4	0.11
(1,194)	1:129:A:PHE:HZ	1:71:A:LEU:HG	3	0.11
(1,192)	1:120:A:TRP:HE3	1:120:A:TRP:HB3	9	0.11
(1,155)	1:79:A:PHE:HB2	1:77:A:HIS:HE1	12	0.11
(1,155)	1:79:A:PHE:HB2	1:77:A:HIS:HE1	14	0.11
(1,155)	1:79:A:PHE:HB2	1:77:A:HIS:HE1	16	0.11
(1,155)	1:79:A:PHE:HB2	1:77:A:HIS:HE1	19	0.11
(1,52)	1:154:A:GLU:HB3	1:133:A:PHE:HD2	1	0.11
(1,52)	1:154:A:GLU:HB3	1:133:A:PHE:HD2	7	0.11
(1,27)	1:120:A:TRP:HE3	1:120:A:TRP:HH2	1	0.11
(1,27)	1:120:A:TRP:HE3	1:120:A:TRP:HH2	2	0.11
(1,27)	1:120:A:TRP:HE3	1:120:A:TRP:HH2	3	0.11
(1,27)	1:120:A:TRP:HE3	1:120:A:TRP:HH2	4	0.11
(1,27)	1:120:A:TRP:HE3	1:120:A:TRP:HH2	5	0.11
(1,27)	1:120:A:TRP:HE3	1:120:A:TRP:HH2	6	0.11
(1,27)	1:120:A:TRP:HE3	1:120:A:TRP:HH2	7	0.11
(1,27)	1:120:A:TRP:HE3	1:120:A:TRP:HH2	8	0.11
(1,27)	1:120:A:TRP:HE3	1:120:A:TRP:HH2	9	0.11
(1,27)	1:120:A:TRP:HE3	1:120:A:TRP:HH2	10	0.11
(1,27)	1:120:A:TRP:HE3	1:120:A:TRP:HH2	11	0.11
(1,27)	1:120:A:TRP:HE3	1:120:A:TRP:HH2	12	0.11
(1,27)	1:120:A:TRP:HE3	1:120:A:TRP:HH2	13	0.11
(1,27)	1:120:A:TRP:HE3	1:120:A:TRP:HH2	14	0.11
(1,27)	1:120:A:TRP:HE3	1:120:A:TRP:HH2	15	0.11
(1,27)	1:120:A:TRP:HE3	1:120:A:TRP:HH2	16	0.11
(1,27)	1:120:A:TRP:HE3	1:120:A:TRP:HH2	17	0.11
(1,27)	1:120:A:TRP:HE3	1:120:A:TRP:HH2	18	0.11
(1,27)	1:120:A:TRP:HE3	1:120:A:TRP:HH2	19	0.11
(1,27)	1:120:A:TRP:HE3	1:120:A:TRP:HH2	20	0.11
(1,25)	1:120:A:TRP:HZ2	1:120:A:TRP:HH2	1	0.11

Continued on next page...

Continued from previous page...

Key	Atom-1	Atom-2	Model ID	Violation (Å)
(1,25)	1:120:A:TRP:HZ2	1:120:A:TRP:HH2	2	0.11
(1,25)	1:120:A:TRP:HZ2	1:120:A:TRP:HH2	3	0.11
(1,25)	1:120:A:TRP:HZ2	1:120:A:TRP:HH2	4	0.11
(1,25)	1:120:A:TRP:HZ2	1:120:A:TRP:HH2	5	0.11
(1,25)	1:120:A:TRP:HZ2	1:120:A:TRP:HH2	6	0.11
(1,25)	1:120:A:TRP:HZ2	1:120:A:TRP:HH2	7	0.11
(1,25)	1:120:A:TRP:HZ2	1:120:A:TRP:HH2	8	0.11
(1,25)	1:120:A:TRP:HZ2	1:120:A:TRP:HH2	9	0.11
(1,25)	1:120:A:TRP:HZ2	1:120:A:TRP:HH2	10	0.11
(1,25)	1:120:A:TRP:HZ2	1:120:A:TRP:HH2	11	0.11
(1,25)	1:120:A:TRP:HZ2	1:120:A:TRP:HH2	12	0.11
(1,25)	1:120:A:TRP:HZ2	1:120:A:TRP:HH2	13	0.11
(1,25)	1:120:A:TRP:HZ2	1:120:A:TRP:HH2	14	0.11
(1,25)	1:120:A:TRP:HZ2	1:120:A:TRP:HH2	15	0.11
(1,25)	1:120:A:TRP:HZ2	1:120:A:TRP:HH2	16	0.11
(1,25)	1:120:A:TRP:HZ2	1:120:A:TRP:HH2	17	0.11
(1,25)	1:120:A:TRP:HZ2	1:120:A:TRP:HH2	18	0.11
(1,25)	1:120:A:TRP:HZ2	1:120:A:TRP:HH2	19	0.11
(1,25)	1:120:A:TRP:HZ2	1:120:A:TRP:HH2	20	0.11
(2,116)	1:139:A:TYR:HH	1:96:A:ASP:OD1	20	0.1
(2,107)	1:163:A:GLU:H	1:159:A:GLN:O	12	0.1
(2,67)	1:136:A:CYS:H	1:132:A:MET:O	7	0.1
(2,67)	1:136:A:CYS:H	1:132:A:MET:O	12	0.1
(2,67)	1:136:A:CYS:H	1:132:A:MET:O	15	0.1
(2,67)	1:136:A:CYS:H	1:132:A:MET:O	17	0.1
(2,15)	1:72:A:LYS:N	1:68:A:ARG:O	9	0.1
(2,15)	1:72:A:LYS:N	1:68:A:ARG:O	20	0.1
(1,2653)	1:130:A:ASN:HD21	1:126:A:ILE:HG21	9	0.1
(1,2507)	1:93:A:ASN:H	1:93:A:ASN:HB3	6	0.1
(1,2507)	1:93:A:ASN:H	1:93:A:ASN:HB3	10	0.1
(1,2473)	1:151:A:GLU:H	1:148:A:LEU:HD21	6	0.1
(1,2429)	1:80:A:ALA:H	1:153:A:LEU:HD21	3	0.1
(1,2429)	1:80:A:ALA:H	1:153:A:LEU:HD21	13	0.1
(1,2429)	1:80:A:ALA:H	1:153:A:LEU:HD21	17	0.1
(1,2381)	1:159:A:GLN:H	1:159:A:GLN:HB3	17	0.1
(1,2367)	1:137:A:TYR:H	1:138:A:ILE:HD11	12	0.1
(1,2367)	1:137:A:TYR:H	1:138:A:ILE:HD11	13	0.1
(1,2292)	1:107:A:MET:H	1:107:A:MET:HE1	13	0.1
(1,2159)	1:66:A:LEU:H	1:65:A:TYR:HB2	8	0.1
(1,2159)	1:66:A:LEU:H	1:65:A:TYR:HB2	17	0.1
(1,2159)	1:66:A:LEU:H	1:65:A:TYR:HB2	19	0.1
(1,2159)	1:66:A:LEU:H	1:65:A:TYR:HB2	20	0.1

Continued on next page...

Continued from previous page...

Key	Atom-1	Atom-2	Model ID	Violation (Å)
(1,2104)	1:144:A:ASP:H	1:147:A:VAL:HB	17	0.1
(1,2046)	1:168:A:GLU:H	1:168:A:GLU:HG3	1	0.1
(1,2034)	1:85:A:GLN:HE22	1:82:A:PRO:HA	14	0.1
(1,2020)	1:73:A:THR:H	1:74:A:LEU:HG	19	0.1
(1,1883)	1:70:A:VAL:H	1:69:A:VAL:HB	3	0.1
(1,1822)	1:128:A:ASP:H	1:126:A:ILE:HG21	2	0.1
(1,1822)	1:128:A:ASP:H	1:126:A:ILE:HG21	3	0.1
(1,1822)	1:128:A:ASP:H	1:126:A:ILE:HG21	19	0.1
(1,1818)	1:110:A:ILE:H	1:107:A:MET:HG2	13	0.1
(1,1818)	1:110:A:ILE:H	1:107:A:MET:HG2	14	0.1
(1,1727)	1:122:A:ALA:HB1	1:164:A:LEU:HD21	12	0.1
(1,1714)	1:162:A:ASN:HB2	1:159:A:GLN:HA	4	0.1
(1,1692)	1:100:A:ILE:HD11	1:97:A:TYR:HA	3	0.1
(1,1652)	1:98:A:TYR:HE1	1:101:A:ILE:HG21	1	0.1
(1,1652)	1:98:A:TYR:HE1	1:101:A:ILE:HG21	9	0.1
(1,1649)	1:101:A:ILE:HG21	1:135:A:ASN:HA	1	0.1
(1,1649)	1:101:A:ILE:HG21	1:135:A:ASN:HA	8	0.1
(1,1640)	1:100:A:ILE:HG21	1:101:A:ILE:HD11	12	0.1
(1,1636)	1:102:A:LYS:HG2	1:138:A:ILE:HG21	20	0.1
(1,1635)	1:100:A:ILE:HB	1:138:A:ILE:HG21	10	0.1
(1,1623)	1:150:A:ALA:HB1	1:147:A:VAL:HG21	1	0.1
(1,1623)	1:150:A:ALA:HB1	1:147:A:VAL:HG21	8	0.1
(1,1618)	1:98:A:TYR:HD1	1:89:A:ALA:HB1	2	0.1
(1,1611)	1:91:A:LYS:HG3	1:90:A:VAL:HG21	4	0.1
(1,1611)	1:91:A:LYS:HG3	1:90:A:VAL:HG21	19	0.1
(1,1607)	1:74:A:LEU:HD21	1:80:A:ALA:HB1	1	0.1
(1,1607)	1:74:A:LEU:HD21	1:80:A:ALA:HB1	2	0.1
(1,1601)	1:80:A:ALA:HB1	1:75:A:TRP:HA	14	0.1
(1,1601)	1:80:A:ALA:HB1	1:75:A:TRP:HA	15	0.1
(1,1596)	1:113:A:ARG:HG3	1:109:A:THR:HG21	3	0.1
(1,1596)	1:113:A:ARG:HG3	1:109:A:THR:HG21	5	0.1
(1,1596)	1:113:A:ARG:HG3	1:109:A:THR:HG21	8	0.1
(1,1596)	1:113:A:ARG:HG3	1:109:A:THR:HG21	9	0.1
(1,1546)	1:101:A:ILE:HD11	1:101:A:ILE:HG13	4	0.1
(1,1546)	1:101:A:ILE:HD11	1:101:A:ILE:HG13	5	0.1
(1,1546)	1:101:A:ILE:HD11	1:101:A:ILE:HG13	8	0.1
(1,1546)	1:101:A:ILE:HD11	1:101:A:ILE:HG13	9	0.1
(1,1546)	1:101:A:ILE:HD11	1:101:A:ILE:HG13	10	0.1
(1,1546)	1:101:A:ILE:HD11	1:101:A:ILE:HG13	11	0.1
(1,1546)	1:101:A:ILE:HD11	1:101:A:ILE:HG13	12	0.1
(1,1546)	1:101:A:ILE:HD11	1:101:A:ILE:HG13	14	0.1
(1,1546)	1:101:A:ILE:HD11	1:101:A:ILE:HG13	17	0.1

Continued on next page...

Continued from previous page...

Key	Atom-1	Atom-2	Model ID	Violation (Å)
(1,1546)	1:101:A:ILE:HD11	1:101:A:ILE:HG13	20	0.1
(1,1539)	1:63:A:LEU:HD11	1:63:A:LEU:HB2	7	0.1
(1,1539)	1:63:A:LEU:HD11	1:63:A:LEU:HB2	11	0.1
(1,1539)	1:63:A:LEU:HD11	1:63:A:LEU:HB2	19	0.1
(1,1524)	1:164:A:LEU:HD11	1:62:A:GLN:HG3	3	0.1
(1,1524)	1:164:A:LEU:HD11	1:62:A:GLN:HG3	10	0.1
(1,1508)	1:161:A:ILE:HG13	1:161:A:ILE:HG21	3	0.1
(1,1508)	1:161:A:ILE:HG13	1:161:A:ILE:HG21	4	0.1
(1,1508)	1:161:A:ILE:HG13	1:161:A:ILE:HG21	8	0.1
(1,1508)	1:161:A:ILE:HG13	1:161:A:ILE:HG21	16	0.1
(1,1508)	1:161:A:ILE:HG13	1:161:A:ILE:HG21	19	0.1
(1,1500)	1:129:A:PHE:HE1	1:66:A:LEU:HD11	20	0.1
(1,1482)	1:80:A:ALA:HB1	1:153:A:LEU:HD11	8	0.1
(1,1449)	1:83:A:PHE:HE2	1:146:A:ILE:HG13	11	0.1
(1,1435)	1:86:A:PRO:HD3	1:85:A:GLN:HB2	2	0.1
(1,1433)	1:85:A:GLN:HB3	1:85:A:GLN:HA	18	0.1
(1,1394)	1:97:A:TYR:HD1	1:104:A:PRO:HB2	9	0.1
(1,1394)	1:97:A:TYR:HD1	1:104:A:PRO:HB2	18	0.1
(1,1380)	1:126:A:ILE:HG21	1:123:A:GLN:HG2	12	0.1
(1,1375)	1:156:A:LEU:HD21	1:159:A:GLN:HG3	3	0.1
(1,1308)	1:113:A:ARG:HB2	1:113:A:ARG:HD3	5	0.1
(1,1277)	2:201:A:MGO:HB1	1:94:A:LEU:HD21	4	0.1
(1,1253)	1:164:A:LEU:HD21	1:164:A:LEU:HA	6	0.1
(1,1248)	1:86:A:PRO:HD2	1:85:A:GLN:HA	12	0.1
(1,1134)	1:82:A:PRO:HD2	1:146:A:ILE:HD11	1	0.1
(1,1134)	1:82:A:PRO:HD2	1:146:A:ILE:HD11	2	0.1
(1,1134)	1:82:A:PRO:HD2	1:146:A:ILE:HD11	6	0.1
(1,1134)	1:82:A:PRO:HD2	1:146:A:ILE:HD11	8	0.1
(1,1128)	2:201:A:MGO:HAJ	1:146:A:ILE:HG21	9	0.1
(1,1124)	1:146:A:ILE:HB	1:146:A:ILE:HG21	11	0.1
(1,1095)	2:201:A:MGO:HA1	1:87:A:VAL:HG21	8	0.1
(1,1075)	1:93:A:ASN:HA	1:90:A:VAL:HA	18	0.1
(1,1071)	1:109:A:THR:HG21	1:109:A:THR:HA	16	0.1
(1,1067)	1:147:A:VAL:HG21	1:147:A:VAL:HA	5	0.1
(1,1067)	1:147:A:VAL:HG21	1:147:A:VAL:HA	8	0.1
(1,1067)	1:147:A:VAL:HG21	1:147:A:VAL:HA	10	0.1
(1,1067)	1:147:A:VAL:HG21	1:147:A:VAL:HA	17	0.1
(1,1064)	1:129:A:PHE:HB3	1:126:A:ILE:HA	4	0.1
(1,1064)	1:129:A:PHE:HB3	1:126:A:ILE:HA	6	0.1
(1,1049)	1:63:A:LEU:HB3	1:60:A:THR:HA	7	0.1
(1,1049)	1:63:A:LEU:HB3	1:60:A:THR:HA	9	0.1
(1,1049)	1:63:A:LEU:HB3	1:60:A:THR:HA	17	0.1

Continued on next page...

Continued from previous page...

Key	Atom-1	Atom-2	Model ID	Violation (Å)
(1,1031)	1:149:A:MET:HA	1:152:A:ALA:HB1	6	0.1
(1,1031)	1:149:A:MET:HA	1:152:A:ALA:HB1	7	0.1
(1,965)	1:160:A:LYS:HB2	1:160:A:LYS:HA	1	0.1
(1,965)	1:160:A:LYS:HB2	1:160:A:LYS:HA	2	0.1
(1,965)	1:160:A:LYS:HB2	1:160:A:LYS:HA	3	0.1
(1,965)	1:160:A:LYS:HB2	1:160:A:LYS:HA	4	0.1
(1,965)	1:160:A:LYS:HB2	1:160:A:LYS:HA	5	0.1
(1,965)	1:160:A:LYS:HB2	1:160:A:LYS:HA	7	0.1
(1,965)	1:160:A:LYS:HB2	1:160:A:LYS:HA	8	0.1
(1,965)	1:160:A:LYS:HB2	1:160:A:LYS:HA	9	0.1
(1,965)	1:160:A:LYS:HB2	1:160:A:LYS:HA	11	0.1
(1,965)	1:160:A:LYS:HB2	1:160:A:LYS:HA	12	0.1
(1,965)	1:160:A:LYS:HB2	1:160:A:LYS:HA	13	0.1
(1,965)	1:160:A:LYS:HB2	1:160:A:LYS:HA	16	0.1
(1,965)	1:160:A:LYS:HB2	1:160:A:LYS:HA	17	0.1
(1,965)	1:160:A:LYS:HB2	1:160:A:LYS:HA	19	0.1
(1,965)	1:160:A:LYS:HB2	1:160:A:LYS:HA	20	0.1
(1,964)	1:70:A:VAL:HG21	1:160:A:LYS:HA	3	0.1
(1,964)	1:70:A:VAL:HG21	1:160:A:LYS:HA	4	0.1
(1,963)	1:156:A:LEU:HA	1:159:A:GLN:HG2	6	0.1
(1,963)	1:156:A:LEU:HA	1:159:A:GLN:HG2	10	0.1
(1,939)	1:137:A:TYR:HE1	1:151:A:GLU:HB3	20	0.1
(1,893)	1:128:A:ASP:HB3	1:125:A:CYS:HA	2	0.1
(1,890)	1:124:A:GLU:HG3	1:124:A:GLU:HA	5	0.1
(1,848)	1:91:A:LYS:HA	1:91:A:LYS:HE3	8	0.1
(1,848)	1:91:A:LYS:HA	1:91:A:LYS:HE3	14	0.1
(1,842)	1:128:A:ASP:H	1:127:A:GLN:HB2	1	0.1
(1,836)	1:76:A:LYS:HE3	1:76:A:LYS:HG3	11	0.1
(1,796)	1:64:A:GLN:HG2	1:61:A:ASN:HA	7	0.1
(1,796)	1:64:A:GLN:HG2	1:61:A:ASN:HA	14	0.1
(1,746)	1:144:A:ASP:HB2	1:144:A:ASP:HA	9	0.1
(1,729)	1:165:A:PRO:HD3	1:164:A:LEU:HB2	12	0.1
(1,729)	1:165:A:PRO:HD3	1:164:A:LEU:HB2	13	0.1
(1,690)	1:94:A:LEU:HD21	1:95:A:PRO:HD3	1	0.1
(1,687)	1:88:A:ASP:HB2	1:91:A:LYS:HB2	7	0.1
(1,683)	1:84:A:GLN:HG2	1:81:A:TRP:HA	9	0.1
(1,669)	1:165:A:PRO:HG3	1:65:A:TYR:HB3	1	0.1
(1,661)	1:164:A:LEU:HD21	1:62:A:GLN:HA	16	0.1
(1,659)	1:69:A:VAL:HG21	1:65:A:TYR:HA	5	0.1
(1,659)	1:69:A:VAL:HG21	1:65:A:TYR:HA	6	0.1
(1,659)	1:69:A:VAL:HG21	1:65:A:TYR:HA	12	0.1
(1,656)	1:160:A:LYS:HD2	1:73:A:THR:HB	17	0.1

Continued on next page...

Continued from previous page...

Key	Atom-1	Atom-2	Model ID	Violation (Å)
(1,654)	1:134:A:THR:HB	1:134:A:THR:HA	2	0.1
(1,654)	1:134:A:THR:HB	1:134:A:THR:HA	3	0.1
(1,654)	1:134:A:THR:HB	1:134:A:THR:HA	4	0.1
(1,654)	1:134:A:THR:HB	1:134:A:THR:HA	5	0.1
(1,654)	1:134:A:THR:HB	1:134:A:THR:HA	6	0.1
(1,654)	1:134:A:THR:HB	1:134:A:THR:HA	7	0.1
(1,654)	1:134:A:THR:HB	1:134:A:THR:HA	8	0.1
(1,654)	1:134:A:THR:HB	1:134:A:THR:HA	9	0.1
(1,654)	1:134:A:THR:HB	1:134:A:THR:HA	10	0.1
(1,654)	1:134:A:THR:HB	1:134:A:THR:HA	11	0.1
(1,654)	1:134:A:THR:HB	1:134:A:THR:HA	13	0.1
(1,654)	1:134:A:THR:HB	1:134:A:THR:HA	14	0.1
(1,654)	1:134:A:THR:HB	1:134:A:THR:HA	15	0.1
(1,654)	1:134:A:THR:HB	1:134:A:THR:HA	16	0.1
(1,654)	1:134:A:THR:HB	1:134:A:THR:HA	17	0.1
(1,654)	1:134:A:THR:HB	1:134:A:THR:HA	18	0.1
(1,654)	1:134:A:THR:HB	1:134:A:THR:HA	19	0.1
(1,654)	1:134:A:THR:HB	1:134:A:THR:HA	20	0.1
(1,630)	1:105:A:MET:HE1	1:131:A:THR:HB	14	0.1
(1,599)	1:160:A:LYS:HG3	1:156:A:LEU:HD21	2	0.1
(1,553)	1:71:A:LEU:HD21	1:71:A:LEU:HB3	3	0.1
(1,540)	1:75:A:TRP:HZ3	1:71:A:LEU:HD21	6	0.1
(1,521)	1:132:A:MET:HE1	1:107:A:MET:HE1	10	0.1
(1,520)	1:129:A:PHE:HB3	1:132:A:MET:HE1	6	0.1
(1,520)	1:129:A:PHE:HB3	1:132:A:MET:HE1	9	0.1
(1,502)	1:87:A:VAL:HG11	1:87:A:VAL:HG21	11	0.1
(1,476)	1:77:A:HIS:HD2	1:74:A:LEU:HD21	1	0.1
(1,476)	1:77:A:HIS:HD2	1:74:A:LEU:HD21	10	0.1
(1,461)	1:133:A:PHE:HZ	1:132:A:MET:HE1	19	0.1
(1,432)	1:97:A:TYR:HE1	1:101:A:ILE:HB	2	0.1
(1,387)	1:153:A:LEU:HD11	1:107:A:MET:HE1	1	0.1
(1,377)	1:70:A:VAL:HB	1:70:A:VAL:HG11	2	0.1
(1,377)	1:70:A:VAL:HB	1:70:A:VAL:HG11	5	0.1
(1,377)	1:70:A:VAL:HB	1:70:A:VAL:HG11	7	0.1
(1,377)	1:70:A:VAL:HB	1:70:A:VAL:HG11	11	0.1
(1,377)	1:70:A:VAL:HB	1:70:A:VAL:HG11	14	0.1
(1,377)	1:70:A:VAL:HB	1:70:A:VAL:HG11	15	0.1
(1,377)	1:70:A:VAL:HB	1:70:A:VAL:HG11	17	0.1
(1,377)	1:70:A:VAL:HB	1:70:A:VAL:HG11	20	0.1
(1,374)	1:156:A:LEU:HB3	1:74:A:LEU:HD21	5	0.1
(1,374)	1:156:A:LEU:HB3	1:74:A:LEU:HD21	10	0.1
(1,374)	1:156:A:LEU:HB3	1:74:A:LEU:HD21	16	0.1

Continued on next page...

Continued from previous page...

Key	Atom-1	Atom-2	Model ID	Violation (Å)
(1,373)	1:74:A:LEU:HG	1:74:A:LEU:HD21	9	0.1
(1,357)	1:167:A:GLU:HG3	1:167:A:GLU:HB2	4	0.1
(1,357)	1:167:A:GLU:HG3	1:167:A:GLU:HB2	16	0.1
(1,334)	1:71:A:LEU:HD11	1:71:A:LEU:HB3	4	0.1
(1,334)	1:71:A:LEU:HD11	1:71:A:LEU:HB3	8	0.1
(1,334)	1:71:A:LEU:HD11	1:71:A:LEU:HB3	12	0.1
(1,334)	1:71:A:LEU:HD11	1:71:A:LEU:HB3	20	0.1
(1,317)	1:116:A:ASN:HB2	1:116:A:ASN:HA	20	0.1
(1,314)	1:165:A:PRO:HG3	1:164:A:LEU:HA	8	0.1
(1,314)	1:165:A:PRO:HG3	1:164:A:LEU:HA	15	0.1
(1,301)	1:114:A:LEU:HD21	1:114:A:LEU:HA	17	0.1
(1,281)	1:166:A:THR:HG21	1:166:A:THR:HA	19	0.1
(1,263)	1:126:A:ILE:HG21	1:126:A:ILE:HA	3	0.1
(1,263)	1:126:A:ILE:HG21	1:126:A:ILE:HA	15	0.1
(1,258)	1:91:A:LYS:HA	1:90:A:VAL:HG21	17	0.1
(1,254)	1:73:A:THR:HB	1:156:A:LEU:HD21	6	0.1
(1,253)	1:63:A:LEU:HA	1:114:A:LEU:HD21	2	0.1
(1,252)	1:74:A:LEU:HA	1:74:A:LEU:HD21	2	0.1
(1,219)	1:159:A:GLN:HA	1:162:A:ASN:HB3	15	0.1
(1,192)	1:120:A:TRP:HE3	1:120:A:TRP:HB3	20	0.1
(1,114)	1:97:A:TYR:HE1	1:87:A:VAL:HB	2	0.1
(1,108)	1:135:A:ASN:HB3	1:97:A:TYR:HE1	18	0.1
(1,95)	1:114:A:LEU:HA	1:119:A:TYR:HD2	20	0.1
(1,52)	1:154:A:GLU:HB3	1:133:A:PHE:HD2	18	0.1

10 Dihedral-angle violation analysis [i](#)

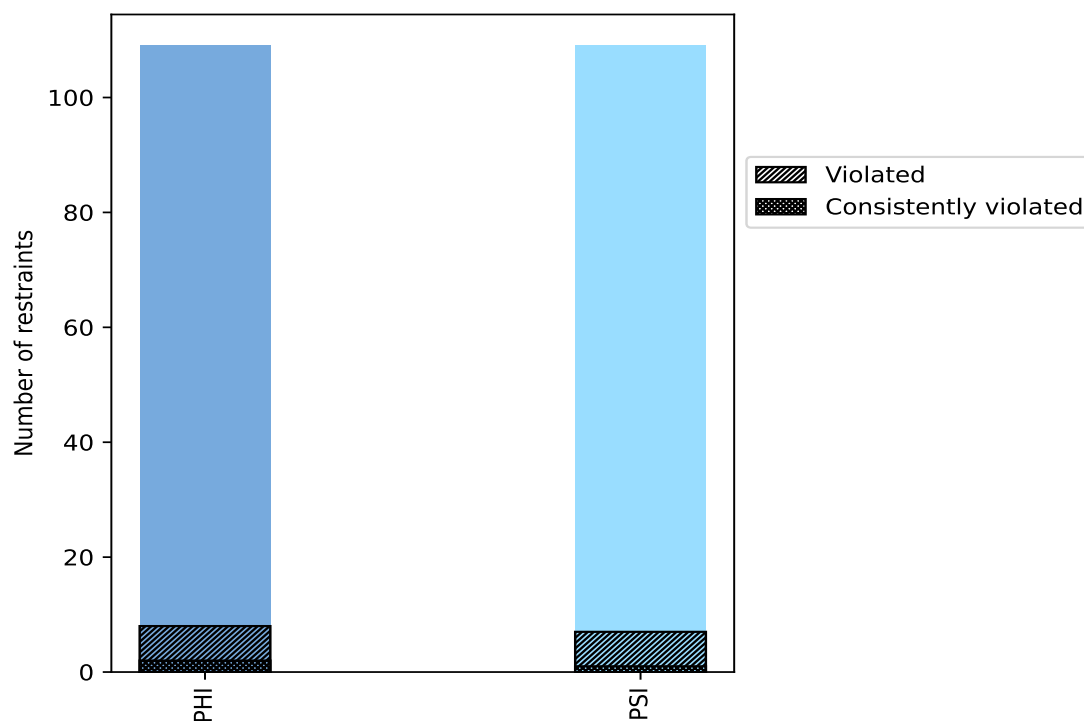
10.1 Summary of dihedral-angle violations [i](#)

The following table provides the summary of dihedral-angle violations in different dihedral-angle types. Violations less than 1° are not included in the calculation.

Angle type	Count	% ¹	Violated ³			Consistently Violated ⁴		
			Count	% ²	% ¹	Count	% ²	% ¹
PHI	109	50.0	8	7.3	3.7	2	1.8	0.9
PSI	109	50.0	7	6.4	3.2	1	0.9	0.5
Total	218	100.0	15	6.9	6.9	3	1.4	1.4

¹ percentage calculated with respect to total number of dihedral-angle restraints, ² percentage calculated with respect to number of restraints in a particular dihedral-angle type, ³ violated in at least one model, ⁴ violated in all the models

10.1.1 Bar chart : Distribution of dihedral-angles and violations [i](#)



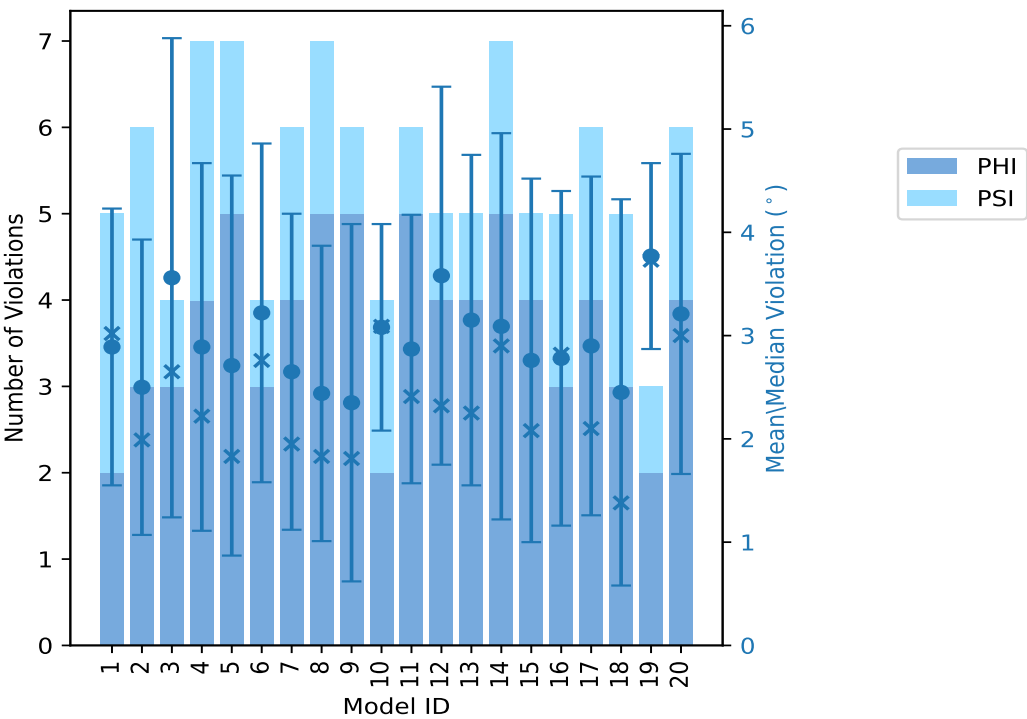
Violated and consistently violated restraints are shown using different hatch patterns in their respective categories

10.2 Dihedral-angle violation statistics for each model

The following table provides the dihedral-angle violation statistics for each model in the ensemble. Violations less than 1° are not included in the statistics.

Model ID	Number of violations			Mean (°)	Max (°)	SD (°)	Median (°)
	PHI	PSI	Total				
1	2	3	5	2.89	5.03	1.34	3.02
2	3	3	6	2.5	5.55	1.43	1.99
3	3	1	4	3.56	7.48	2.32	2.65
4	4	3	7	2.89	6.92	1.78	2.22
5	5	2	7	2.71	5.99	1.84	1.83
6	3	1	4	3.22	5.86	1.64	2.76
7	4	2	6	2.65	5.0	1.53	1.95
8	5	2	7	2.44	5.52	1.43	1.83
9	5	1	6	2.35	6.08	1.73	1.81
10	2	2	4	3.08	4.25	1.0	3.09
11	5	1	6	2.87	5.0	1.3	2.41
12	4	1	5	3.58	6.74	1.83	2.32
13	4	1	5	3.15	5.47	1.6	2.25
14	5	2	7	3.09	6.8	1.87	2.9
15	4	1	5	2.76	6.12	1.76	2.08
16	3	2	5	2.78	5.69	1.62	2.82
17	4	2	6	2.9	6.18	1.64	2.1
18	3	2	5	2.45	6.13	1.87	1.38
19	2	1	3	3.77	4.9	0.9	3.73
20	4	2	6	3.21	5.4	1.55	3.0

10.2.1 Bar graph : Dihedral violation statistics for each model [i](#)



The mean(dot),median(x) and the standard deviation are shown in blue with respect to the y axis on the right

10.3 Dihedral-angle violation statistics for the ensemble [i](#)

Violation analysis may find that some restraints are violated in very few models and some are violated in most of models. The following table provides this information as number of violated restraints for a given fraction of ensemble.

Number of violated restraints			Fraction of the ensemble	
PHI	PSI	Total	Count ¹	%
2	2	4	1	5.0
1	1	2	2	10.0
0	2	2	3	15.0
0	0	0	4	20.0
0	1	1	5	25.0
1	0	1	6	30.0
0	0	0	7	35.0
0	0	0	8	40.0
0	0	0	9	45.0
0	0	0	10	50.0
0	0	0	11	55.0

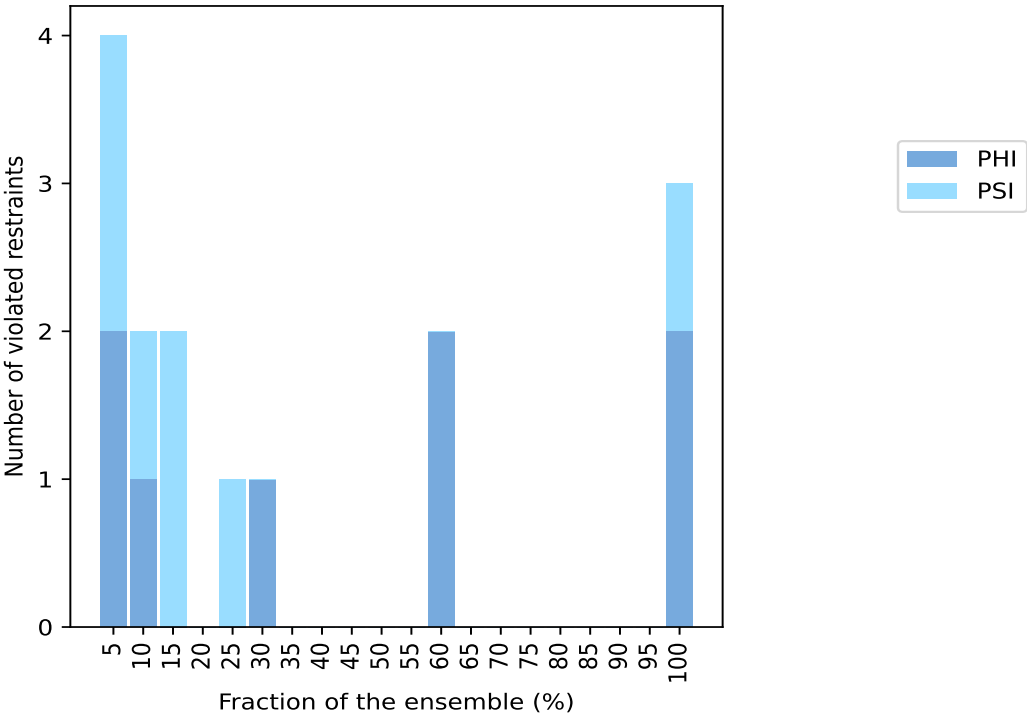
Continued on next page...

Continued from previous page...

Number of violated restraints			Fraction of the ensemble	
PHI	PSI	Total	Count ¹	%
2	0	2	12	60.0
0	0	0	13	65.0
0	0	0	14	70.0
0	0	0	15	75.0
0	0	0	16	80.0
0	0	0	17	85.0
0	0	0	18	90.0
0	0	0	19	95.0
2	1	3	20	100.0

¹ Number of models with violations

10.3.1 Bar graph : Dihedral-angle Violation statistics for the ensemble ⓘ

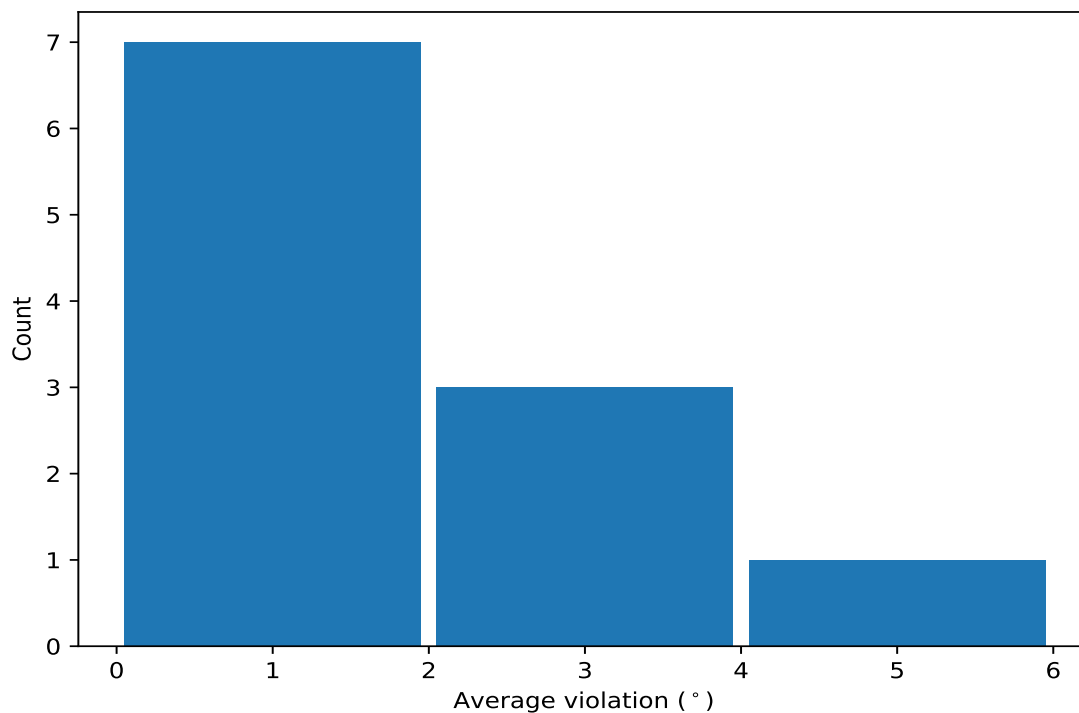


10.4 Most violated dihedral-angle restraints in the ensemble ⓘ

10.4.1 Histogram : Distribution of mean dihedral-angle violations ⓘ

The following histogram shows the distribution of the average value of the violation. The average is calculated for each restraint that is violated in more than one model over all the violated models

in the ensemble



10.4.2 Table: Most violated dihedral-angle restraints [i](#)

The following table provides the mean and the standard deviation of the violation for each restraint sorted by number of violated models and the mean value. The Key (restraint list ID, restraint ID) is the unique identifier for a given restraint.

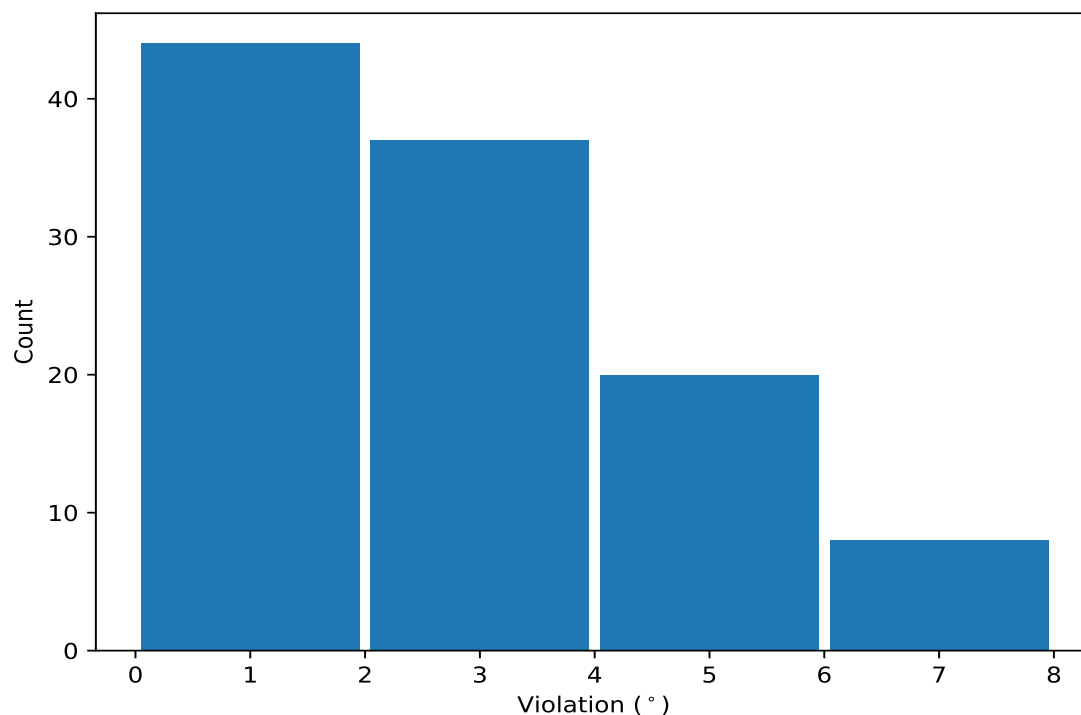
Key	Atom-1	Atom-2	Atom-3	Atom-4	Models ¹	Mean	SD ²	Median
(1,98)	1:104:A:PRO:N	1:104:A:PRO:CA	1:104:A:PRO:C	1:105:A:MET:N	20	5.81	0.77	5.78
(1,95)	1:102:A:LYS:C	1:103:A:THR:N	1:103:A:THR:CA	1:103:A:THR:C	20	3.47	0.95	3.6
(1,101)	1:105:A:MET:C	1:106:A:ASP:N	1:106:A:ASP:CA	1:106:A:ASP:C	20	2.45	0.45	2.45
(1,87)	1:98:A:TYR:C	1:99:A:LYS:N	1:99:A:LYS:CA	1:99:A:LYS:C	12	1.85	0.33	1.84
(1,169)	1:142:A:PRO:C	1:143:A:GLY:N	1:143:A:GLY:CA	1:143:A:GLY:C	12	1.35	0.28	1.27
(1,81)	1:95:A:PRO:C	1:96:A:ASP:N	1:96:A:ASP:CA	1:96:A:ASP:C	6	1.38	0.33	1.25
(1,4)	1:56:A:PRO:N	1:56:A:PRO:CA	1:56:A:PRO:C	1:57:A:LYS:N	5	1.69	0.38	1.83
(1,218)	1:167:A:GLU:N	1:167:A:GLU:CA	1:167:A:GLU:C	1:168:A:GLU:N	3	1.59	0.21	1.59
(1,30)	1:69:A:VAL:N	1:69:A:VAL:CA	1:69:A:VAL:C	1:70:A:VAL:N	3	1.34	0.08	1.4
(1,49)	1:78:A:GLN:C	1:79:A:PHE:N	1:79:A:PHE:CA	1:79:A:PHE:C	2	2.76	1.31	2.76
(1,10)	1:59:A:GLN:N	1:59:A:GLN:CA	1:59:A:GLN:C	1:60:A:THR:N	2	1.65	0.21	1.65

¹ Number of violated models, ²Standard deviation, All angle values are in degree (°)

10.5 All violated dihedral-angle restraints [i](#)

10.5.1 Histogram : Distribution of violations [i](#)

The following histogram shows the distribution of the absolute value of the violation for all violated restraints in the ensemble.



10.5.2 Table: All violated dihedral-angle restraints [i](#)

The following table lists the absolute value of the violation for each restraint in the ensemble sorted by its value. The Key (restraint list ID, restraint ID) is the unique identifier for a given restraint.

Key	Atom-1	Atom-2	Atom-3	Atom-4	Model ID	Violation (°)
(1,98)	1:104:A:PRO:N	1:104:A:PRO:CA	1:104:A:PRO:C	1:105:A:MET:N	3	7.48
(1,98)	1:104:A:PRO:N	1:104:A:PRO:CA	1:104:A:PRO:C	1:105:A:MET:N	4	6.92
(1,98)	1:104:A:PRO:N	1:104:A:PRO:CA	1:104:A:PRO:C	1:105:A:MET:N	14	6.8
(1,98)	1:104:A:PRO:N	1:104:A:PRO:CA	1:104:A:PRO:C	1:105:A:MET:N	12	6.74
(1,98)	1:104:A:PRO:N	1:104:A:PRO:CA	1:104:A:PRO:C	1:105:A:MET:N	17	6.18
(1,98)	1:104:A:PRO:N	1:104:A:PRO:CA	1:104:A:PRO:C	1:105:A:MET:N	18	6.13
(1,98)	1:104:A:PRO:N	1:104:A:PRO:CA	1:104:A:PRO:C	1:105:A:MET:N	15	6.12
(1,98)	1:104:A:PRO:N	1:104:A:PRO:CA	1:104:A:PRO:C	1:105:A:MET:N	9	6.08
(1,98)	1:104:A:PRO:N	1:104:A:PRO:CA	1:104:A:PRO:C	1:105:A:MET:N	5	5.99
(1,98)	1:104:A:PRO:N	1:104:A:PRO:CA	1:104:A:PRO:C	1:105:A:MET:N	6	5.86
(1,98)	1:104:A:PRO:N	1:104:A:PRO:CA	1:104:A:PRO:C	1:105:A:MET:N	16	5.69
(1,98)	1:104:A:PRO:N	1:104:A:PRO:CA	1:104:A:PRO:C	1:105:A:MET:N	2	5.55
(1,98)	1:104:A:PRO:N	1:104:A:PRO:CA	1:104:A:PRO:C	1:105:A:MET:N	8	5.52
(1,98)	1:104:A:PRO:N	1:104:A:PRO:CA	1:104:A:PRO:C	1:105:A:MET:N	13	5.47

Continued on next page...

Continued from previous page...

Key	Atom-1	Atom-2	Atom-3	Atom-4	Model ID	Violation (°)
(1,98)	1:104:A:PRO:N	1:104:A:PRO:CA	1:104:A:PRO:C	1:105:A:MET:N	20	5.4
(1,95)	1:102:A:LYS:C	1:103:A:THR:N	1:103:A:THR:CA	1:103:A:THR:C	5	5.06
(1,98)	1:104:A:PRO:N	1:104:A:PRO:CA	1:104:A:PRO:C	1:105:A:MET:N	1	5.03
(1,98)	1:104:A:PRO:N	1:104:A:PRO:CA	1:104:A:PRO:C	1:105:A:MET:N	7	5.0
(1,98)	1:104:A:PRO:N	1:104:A:PRO:CA	1:104:A:PRO:C	1:105:A:MET:N	11	5.0
(1,98)	1:104:A:PRO:N	1:104:A:PRO:CA	1:104:A:PRO:C	1:105:A:MET:N	19	4.9
(1,95)	1:102:A:LYS:C	1:103:A:THR:N	1:103:A:THR:CA	1:103:A:THR:C	13	4.67
(1,95)	1:102:A:LYS:C	1:103:A:THR:N	1:103:A:THR:CA	1:103:A:THR:C	20	4.66
(1,95)	1:102:A:LYS:C	1:103:A:THR:N	1:103:A:THR:CA	1:103:A:THR:C	12	4.59
(1,95)	1:102:A:LYS:C	1:103:A:THR:N	1:103:A:THR:CA	1:103:A:THR:C	7	4.51
(1,98)	1:104:A:PRO:N	1:104:A:PRO:CA	1:104:A:PRO:C	1:105:A:MET:N	10	4.25
(1,95)	1:102:A:LYS:C	1:103:A:THR:N	1:103:A:THR:CA	1:103:A:THR:C	11	4.18
(1,49)	1:78:A:GLN:C	1:79:A:PHE:N	1:79:A:PHE:CA	1:79:A:PHE:C	14	4.07
(1,6)	1:57:A:LYS:N	1:57:A:LYS:CA	1:57:A:LYS:C	1:58:A:ARG:N	20	4.04
(1,95)	1:102:A:LYS:C	1:103:A:THR:N	1:103:A:THR:CA	1:103:A:THR:C	10	3.85
(1,95)	1:102:A:LYS:C	1:103:A:THR:N	1:103:A:THR:CA	1:103:A:THR:C	14	3.79
(1,95)	1:102:A:LYS:C	1:103:A:THR:N	1:103:A:THR:CA	1:103:A:THR:C	17	3.76
(1,95)	1:102:A:LYS:C	1:103:A:THR:N	1:103:A:THR:CA	1:103:A:THR:C	19	3.73
(1,95)	1:102:A:LYS:C	1:103:A:THR:N	1:103:A:THR:CA	1:103:A:THR:C	1	3.47
(1,101)	1:105:A:MET:C	1:106:A:ASP:N	1:106:A:ASP:CA	1:106:A:ASP:C	4	3.2
(1,95)	1:102:A:LYS:C	1:103:A:THR:N	1:103:A:THR:CA	1:103:A:THR:C	6	3.15
(1,95)	1:102:A:LYS:C	1:103:A:THR:N	1:103:A:THR:CA	1:103:A:THR:C	8	3.13
(1,101)	1:105:A:MET:C	1:106:A:ASP:N	1:106:A:ASP:CA	1:106:A:ASP:C	1	3.02
(1,95)	1:102:A:LYS:C	1:103:A:THR:N	1:103:A:THR:CA	1:103:A:THR:C	4	3.01
(1,101)	1:105:A:MET:C	1:106:A:ASP:N	1:106:A:ASP:CA	1:106:A:ASP:C	14	2.9
(1,101)	1:105:A:MET:C	1:106:A:ASP:N	1:106:A:ASP:CA	1:106:A:ASP:C	3	2.86
(1,95)	1:102:A:LYS:C	1:103:A:THR:N	1:103:A:THR:CA	1:103:A:THR:C	16	2.86
(1,101)	1:105:A:MET:C	1:106:A:ASP:N	1:106:A:ASP:CA	1:106:A:ASP:C	16	2.82
(1,101)	1:105:A:MET:C	1:106:A:ASP:N	1:106:A:ASP:CA	1:106:A:ASP:C	19	2.69
(1,101)	1:105:A:MET:C	1:106:A:ASP:N	1:106:A:ASP:CA	1:106:A:ASP:C	15	2.68
(1,101)	1:105:A:MET:C	1:106:A:ASP:N	1:106:A:ASP:CA	1:106:A:ASP:C	8	2.66
(1,101)	1:105:A:MET:C	1:106:A:ASP:N	1:106:A:ASP:CA	1:106:A:ASP:C	2	2.61
(1,101)	1:105:A:MET:C	1:106:A:ASP:N	1:106:A:ASP:CA	1:106:A:ASP:C	5	2.45
(1,101)	1:105:A:MET:C	1:106:A:ASP:N	1:106:A:ASP:CA	1:106:A:ASP:C	11	2.45
(1,95)	1:102:A:LYS:C	1:103:A:THR:N	1:103:A:THR:CA	1:103:A:THR:C	3	2.44
(1,101)	1:105:A:MET:C	1:106:A:ASP:N	1:106:A:ASP:CA	1:106:A:ASP:C	6	2.37
(1,87)	1:98:A:TYR:C	1:99:A:LYS:N	1:99:A:LYS:CA	1:99:A:LYS:C	11	2.37
(1,101)	1:105:A:MET:C	1:106:A:ASP:N	1:106:A:ASP:CA	1:106:A:ASP:C	17	2.36
(1,101)	1:105:A:MET:C	1:106:A:ASP:N	1:106:A:ASP:CA	1:106:A:ASP:C	10	2.33
(1,87)	1:98:A:TYR:C	1:99:A:LYS:N	1:99:A:LYS:CA	1:99:A:LYS:C	12	2.32
(1,95)	1:102:A:LYS:C	1:103:A:THR:N	1:103:A:THR:CA	1:103:A:THR:C	9	2.3
(1,101)	1:105:A:MET:C	1:106:A:ASP:N	1:106:A:ASP:CA	1:106:A:ASP:C	12	2.26
(1,101)	1:105:A:MET:C	1:106:A:ASP:N	1:106:A:ASP:CA	1:106:A:ASP:C	13	2.25
(1,4)	1:56:A:PRO:N	1:56:A:PRO:CA	1:56:A:PRO:C	1:57:A:LYS:N	4	2.22
(1,87)	1:98:A:TYR:C	1:99:A:LYS:N	1:99:A:LYS:CA	1:99:A:LYS:C	4	2.19
(1,95)	1:102:A:LYS:C	1:103:A:THR:N	1:103:A:THR:CA	1:103:A:THR:C	18	2.18
(1,95)	1:102:A:LYS:C	1:103:A:THR:N	1:103:A:THR:CA	1:103:A:THR:C	2	2.12
(1,87)	1:98:A:TYR:C	1:99:A:LYS:N	1:99:A:LYS:CA	1:99:A:LYS:C	15	2.08
(1,101)	1:105:A:MET:C	1:106:A:ASP:N	1:106:A:ASP:CA	1:106:A:ASP:C	7	2.02
(1,81)	1:95:A:PRO:C	1:96:A:ASP:N	1:96:A:ASP:CA	1:96:A:ASP:C	11	2.02
(1,169)	1:142:A:PRO:C	1:143:A:GLY:N	1:143:A:GLY:CA	1:143:A:GLY:C	12	2.01

Continued on next page...

Continued from previous page...

Key	Atom-1	Atom-2	Atom-3	Atom-4	Model ID	Violation (°)
(1,101)	1:105:A:MET:C	1:106:A:ASP:N	1:106:A:ASP:CA	1:106:A:ASP:C	20	1.96
(1,87)	1:98:A:TYR:C	1:99:A:LYS:N	1:99:A:LYS:CA	1:99:A:LYS:C	7	1.88
(1,4)	1:56:A:PRO:N	1:56:A:PRO:CA	1:56:A:PRO:C	1:57:A:LYS:N	10	1.87
(1,10)	1:59:A:GLN:N	1:59:A:GLN:CA	1:59:A:GLN:C	1:60:A:THR:N	2	1.86
(1,218)	1:167:A:GLU:N	1:167:A:GLU:CA	1:167:A:GLU:C	1:168:A:GLU:N	17	1.85
(1,95)	1:102:A:LYS:C	1:103:A:THR:N	1:103:A:THR:CA	1:103:A:THR:C	15	1.85
(1,87)	1:98:A:TYR:C	1:99:A:LYS:N	1:99:A:LYS:CA	1:99:A:LYS:C	9	1.84
(1,87)	1:98:A:TYR:C	1:99:A:LYS:N	1:99:A:LYS:CA	1:99:A:LYS:C	17	1.84
(1,87)	1:98:A:TYR:C	1:99:A:LYS:N	1:99:A:LYS:CA	1:99:A:LYS:C	8	1.83
(1,7)	1:57:A:LYS:C	1:58:A:ARG:N	1:58:A:ARG:CA	1:58:A:ARG:C	20	1.83
(1,4)	1:56:A:PRO:N	1:56:A:PRO:CA	1:56:A:PRO:C	1:57:A:LYS:N	5	1.83
(1,169)	1:142:A:PRO:C	1:143:A:GLY:N	1:143:A:GLY:CA	1:143:A:GLY:C	13	1.77
(1,101)	1:105:A:MET:C	1:106:A:ASP:N	1:106:A:ASP:CA	1:106:A:ASP:C	9	1.77
(1,87)	1:98:A:TYR:C	1:99:A:LYS:N	1:99:A:LYS:CA	1:99:A:LYS:C	2	1.63
(1,87)	1:98:A:TYR:C	1:99:A:LYS:N	1:99:A:LYS:CA	1:99:A:LYS:C	13	1.6
(1,218)	1:167:A:GLU:N	1:167:A:GLU:CA	1:167:A:GLU:C	1:168:A:GLU:N	14	1.59
(1,81)	1:95:A:PRO:C	1:96:A:ASP:N	1:96:A:ASP:CA	1:96:A:ASP:C	8	1.57
(1,8)	1:58:A:ARG:N	1:58:A:ARG:CA	1:58:A:ARG:C	1:59:A:GLN:N	1	1.55
(1,169)	1:142:A:PRO:C	1:143:A:GLY:N	1:143:A:GLY:CA	1:143:A:GLY:C	6	1.48
(1,49)	1:78:A:GLN:C	1:79:A:PHE:N	1:79:A:PHE:CA	1:79:A:PHE:C	3	1.45
(1,10)	1:59:A:GLN:N	1:59:A:GLN:CA	1:59:A:GLN:C	1:60:A:THR:N	7	1.44
(1,169)	1:142:A:PRO:C	1:143:A:GLY:N	1:143:A:GLY:CA	1:143:A:GLY:C	17	1.43
(1,30)	1:69:A:VAL:N	1:69:A:VAL:CA	1:69:A:VAL:C	1:70:A:VAL:N	1	1.4
(1,30)	1:69:A:VAL:N	1:69:A:VAL:CA	1:69:A:VAL:C	1:70:A:VAL:N	4	1.4
(1,169)	1:142:A:PRO:C	1:143:A:GLY:N	1:143:A:GLY:CA	1:143:A:GLY:C	18	1.38
(1,87)	1:98:A:TYR:C	1:99:A:LYS:N	1:99:A:LYS:CA	1:99:A:LYS:C	20	1.37
(1,169)	1:142:A:PRO:C	1:143:A:GLY:N	1:143:A:GLY:CA	1:143:A:GLY:C	14	1.34
(1,218)	1:167:A:GLU:N	1:167:A:GLU:CA	1:167:A:GLU:C	1:168:A:GLU:N	16	1.33
(1,4)	1:56:A:PRO:N	1:56:A:PRO:CA	1:56:A:PRO:C	1:57:A:LYS:N	18	1.3
(1,81)	1:95:A:PRO:C	1:96:A:ASP:N	1:96:A:ASP:CA	1:96:A:ASP:C	4	1.28
(1,87)	1:98:A:TYR:C	1:99:A:LYS:N	1:99:A:LYS:CA	1:99:A:LYS:C	5	1.27
(1,101)	1:105:A:MET:C	1:106:A:ASP:N	1:106:A:ASP:CA	1:106:A:ASP:C	18	1.25
(1,81)	1:95:A:PRO:C	1:96:A:ASP:N	1:96:A:ASP:CA	1:96:A:ASP:C	5	1.23
(1,30)	1:69:A:VAL:N	1:69:A:VAL:CA	1:69:A:VAL:C	1:70:A:VAL:N	8	1.22
(1,169)	1:142:A:PRO:C	1:143:A:GLY:N	1:143:A:GLY:CA	1:143:A:GLY:C	11	1.21
(1,4)	1:56:A:PRO:N	1:56:A:PRO:CA	1:56:A:PRO:C	1:57:A:LYS:N	2	1.21
(1,99)	1:104:A:PRO:C	1:105:A:MET:N	1:105:A:MET:CA	1:105:A:MET:C	16	1.19
(1,169)	1:142:A:PRO:C	1:143:A:GLY:N	1:143:A:GLY:CA	1:143:A:GLY:C	8	1.17
(1,169)	1:142:A:PRO:C	1:143:A:GLY:N	1:143:A:GLY:CA	1:143:A:GLY:C	5	1.16
(1,81)	1:95:A:PRO:C	1:96:A:ASP:N	1:96:A:ASP:CA	1:96:A:ASP:C	14	1.13
(1,169)	1:142:A:PRO:C	1:143:A:GLY:N	1:143:A:GLY:CA	1:143:A:GLY:C	9	1.08
(1,169)	1:142:A:PRO:C	1:143:A:GLY:N	1:143:A:GLY:CA	1:143:A:GLY:C	15	1.07
(1,169)	1:142:A:PRO:C	1:143:A:GLY:N	1:143:A:GLY:CA	1:143:A:GLY:C	7	1.06
(1,81)	1:95:A:PRO:C	1:96:A:ASP:N	1:96:A:ASP:CA	1:96:A:ASP:C	9	1.02