



## Full wwPDB EM Validation Report ⓘ

Oct 7, 2024 – 02:50 PM JST

PDB ID : 8YWW  
EMDB ID : EMD-39645  
Title : The structure of HKU1-B S protein with bsAb1  
Authors : Xia, L.Y.; Zhang, Y.Y.; Zhou, Q.  
Deposited on : 2024-04-01  
Resolution : 2.70 Å(reported)

This is a Full wwPDB EM Validation Report for a publicly released PDB entry.

We welcome your comments at [validation@mail.wwpdb.org](mailto:validation@mail.wwpdb.org)

A user guide is available at

<https://www.wwpdb.org/validation/2017/EMValidationReportHelp>

with specific help available everywhere you see the ⓘ symbol.

The types of validation reports are described at

<http://www.wwpdb.org/validation/2017/FAQs#types>.

---

The following versions of software and data (see [references ⓘ](#)) were used in the production of this report:

EMDB validation analysis : **FAILED**  
MolProbity : 4.02b-467  
Percentile statistics : 20231227.v01 (using entries in the PDB archive December 27th 2023)  
MapQ : **FAILED**  
Ideal geometry (proteins) : Engh & Huber (2001)  
Ideal geometry (DNA, RNA) : Parkinson et al. (1996)  
Validation Pipeline (wwPDB-VP) : 2.39

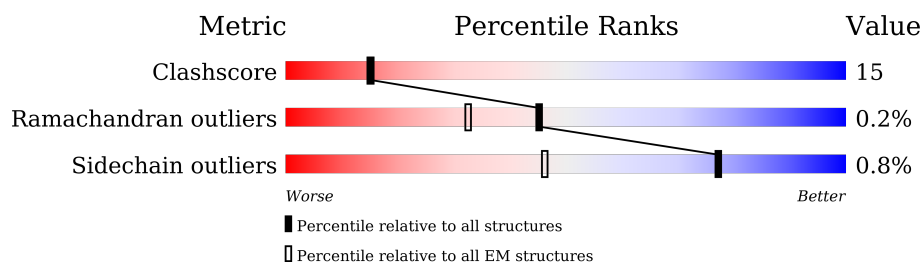
# 1 Overall quality at a glance

The following experimental techniques were used to determine the structure:

*ELECTRON MICROSCOPY*

The reported resolution of this entry is 2.70 Å.

Percentile scores (ranging between 0-100) for global validation metrics of the entry are shown in the following graphic. The table shows the number of entries on which the scores are based.



Metric	Whole archive (#Entries)	EM structures (#Entries)
Clashscore	210492	15764
Ramachandran outliers	207382	16835
Sidechain outliers	206894	16415

The table below summarises the geometric issues observed across the polymeric chains and their fit to the map. The red, orange, yellow and green segments of the bar indicate the fraction of residues that contain outliers for  $\geq 3$ , 2, 1 and 0 types of geometric quality criteria respectively. A grey segment represents the fraction of residues that are not modelled. The numeric value for each fraction is indicated below the corresponding segment, with a dot representing fractions  $\leq 5\%$ .

Mol	Chain	Length	Quality of chain
1	A	1210	69% 14% 15%
1	B	1210	67% 16% 15%
1	C	1210	68% 16% 15%
2	E	218	66% 28% 6%
2	G	218	64% 29% 6%
3	D	212	67% 29% 5%
3	F	212	67% 28% 5%
4	H	245	58% 42%

## 2 Entry composition

There are 4 unique types of molecules in this entry. The entry contains 31649 atoms, of which 0 are hydrogens and 0 are deuteriums.

In the tables below, the AltConf column contains the number of residues with at least one atom in alternate conformation and the Trace column contains the number of residues modelled with at most 2 atoms.

- Molecule 1 is a protein called Spike glycoprotein.

Mol	Chain	Residues	Atoms					AltConf	Trace
1	A	1024	Total	C	N	O	S	0	0
			7754	4980	1288	1451	35		
1	B	1024	Total	C	N	O	S	0	0
			7754	4980	1288	1451	35		
1	C	1024	Total	C	N	O	S	0	0
			7754	4980	1288	1451	35		

There are 126 discrepancies between the modelled and reference sequences:

Chain	Residue	Modelled	Actual	Comment	Reference
A	19	ILE	THR	variant	UNP P0DTC2
A	78	HIS	ARG	conflict	UNP P0DTC2
A	79	VAL	PHE	conflict	UNP P0DTC2
A	142	ASP	GLY	variant	UNP P0DTC2
A	213	GLY	VAL	variant	UNP P0DTC2
A	339	ASP	GLY	variant	UNP P0DTC2
A	371	PHE	SER	variant	UNP P0DTC2
A	373	PRO	SER	variant	UNP P0DTC2
A	375	PHE	SER	variant	UNP P0DTC2
A	376	ALA	THR	variant	UNP P0DTC2
A	405	ASN	ASP	variant	UNP P0DTC2
A	408	SER	ARG	variant	UNP P0DTC2
A	417	ASN	LYS	variant	UNP P0DTC2
A	440	LYS	ASN	variant	UNP P0DTC2
A	452	ARG	LEU	variant	UNP P0DTC2
A	477	ASN	SER	variant	UNP P0DTC2
A	478	LYS	THR	variant	UNP P0DTC2
A	484	ALA	GLU	variant	UNP P0DTC2
A	486	VAL	PHE	variant	UNP P0DTC2
A	498	ARG	GLN	variant	UNP P0DTC2
A	501	TYR	ASN	variant	UNP P0DTC2
A	505	HIS	TYR	variant	UNP P0DTC2
A	614	GLY	ASP	variant	UNP P0DTC2
A	655	TYR	HIS	variant	UNP P0DTC2

*Continued on next page...*

*Continued from previous page...*

Chain	Residue	Modelled	Actual	Comment	Reference
A	658	SER	ASN	conflict	UNP P0DTC2
A	679	LYS	ASN	variant	UNP P0DTC2
A	681	HIS	PRO	variant	UNP P0DTC2
A	682	GLY	ARG	conflict	UNP P0DTC2
A	683	SER	ARG	conflict	UNP P0DTC2
A	685	SER	ARG	conflict	UNP P0DTC2
A	764	LYS	ASN	variant	UNP P0DTC2
A	796	TYR	ASP	variant	UNP P0DTC2
A	817	PRO	PHE	conflict	UNP P0DTC2
A	892	PRO	ALA	conflict	UNP P0DTC2
A	899	PRO	ALA	conflict	UNP P0DTC2
A	942	PRO	ALA	conflict	UNP P0DTC2
A	954	HIS	GLN	variant	UNP P0DTC2
A	969	LYS	ASN	variant	UNP P0DTC2
A	986	PRO	LYS	variant	UNP P0DTC2
A	987	PRO	VAL	variant	UNP P0DTC2
A	1209	GLY	TYR	conflict	UNP P0DTC2
A	1210	SER	ILE	conflict	UNP P0DTC2
B	19	ILE	THR	variant	UNP P0DTC2
B	78	HIS	ARG	conflict	UNP P0DTC2
B	79	VAL	PHE	conflict	UNP P0DTC2
B	142	ASP	GLY	variant	UNP P0DTC2
B	213	GLY	VAL	variant	UNP P0DTC2
B	339	ASP	GLY	variant	UNP P0DTC2
B	371	PHE	SER	variant	UNP P0DTC2
B	373	PRO	SER	variant	UNP P0DTC2
B	375	PHE	SER	variant	UNP P0DTC2
B	376	ALA	THR	variant	UNP P0DTC2
B	405	ASN	ASP	variant	UNP P0DTC2
B	408	SER	ARG	variant	UNP P0DTC2
B	417	ASN	LYS	variant	UNP P0DTC2
B	440	LYS	ASN	variant	UNP P0DTC2
B	452	ARG	LEU	variant	UNP P0DTC2
B	477	ASN	SER	variant	UNP P0DTC2
B	478	LYS	THR	variant	UNP P0DTC2
B	484	ALA	GLU	variant	UNP P0DTC2
B	486	VAL	PHE	variant	UNP P0DTC2
B	498	ARG	GLN	variant	UNP P0DTC2
B	501	TYR	ASN	variant	UNP P0DTC2
B	505	HIS	TYR	variant	UNP P0DTC2
B	614	GLY	ASP	variant	UNP P0DTC2
B	655	TYR	HIS	variant	UNP P0DTC2

*Continued on next page...*

*Continued from previous page...*

Chain	Residue	Modelled	Actual	Comment	Reference
B	658	SER	ASN	conflict	UNP P0DTC2
B	679	LYS	ASN	variant	UNP P0DTC2
B	681	HIS	PRO	variant	UNP P0DTC2
B	682	GLY	ARG	conflict	UNP P0DTC2
B	683	SER	ARG	conflict	UNP P0DTC2
B	685	SER	ARG	conflict	UNP P0DTC2
B	764	LYS	ASN	variant	UNP P0DTC2
B	796	TYR	ASP	variant	UNP P0DTC2
B	817	PRO	PHE	conflict	UNP P0DTC2
B	892	PRO	ALA	conflict	UNP P0DTC2
B	899	PRO	ALA	conflict	UNP P0DTC2
B	942	PRO	ALA	conflict	UNP P0DTC2
B	954	HIS	GLN	variant	UNP P0DTC2
B	969	LYS	ASN	variant	UNP P0DTC2
B	986	PRO	LYS	variant	UNP P0DTC2
B	987	PRO	VAL	variant	UNP P0DTC2
B	1209	GLY	TYR	conflict	UNP P0DTC2
B	1210	SER	ILE	conflict	UNP P0DTC2
C	19	ILE	THR	variant	UNP P0DTC2
C	78	HIS	ARG	conflict	UNP P0DTC2
C	79	VAL	PHE	conflict	UNP P0DTC2
C	142	ASP	GLY	variant	UNP P0DTC2
C	213	GLY	VAL	variant	UNP P0DTC2
C	339	ASP	GLY	variant	UNP P0DTC2
C	371	PHE	SER	variant	UNP P0DTC2
C	373	PRO	SER	variant	UNP P0DTC2
C	375	PHE	SER	variant	UNP P0DTC2
C	376	ALA	THR	variant	UNP P0DTC2
C	405	ASN	ASP	variant	UNP P0DTC2
C	408	SER	ARG	variant	UNP P0DTC2
C	417	ASN	LYS	variant	UNP P0DTC2
C	440	LYS	ASN	variant	UNP P0DTC2
C	452	ARG	LEU	variant	UNP P0DTC2
C	477	ASN	SER	variant	UNP P0DTC2
C	478	LYS	THR	variant	UNP P0DTC2
C	484	ALA	GLU	variant	UNP P0DTC2
C	486	VAL	PHE	variant	UNP P0DTC2
C	498	ARG	GLN	variant	UNP P0DTC2
C	501	TYR	ASN	variant	UNP P0DTC2
C	505	HIS	TYR	variant	UNP P0DTC2
C	614	GLY	ASP	variant	UNP P0DTC2
C	655	TYR	HIS	variant	UNP P0DTC2

*Continued on next page...*

*Continued from previous page...*

Chain	Residue	Modelled	Actual	Comment	Reference
C	658	SER	ASN	conflict	UNP P0DTC2
C	679	LYS	ASN	variant	UNP P0DTC2
C	681	HIS	PRO	variant	UNP P0DTC2
C	682	GLY	ARG	conflict	UNP P0DTC2
C	683	SER	ARG	conflict	UNP P0DTC2
C	685	SER	ARG	conflict	UNP P0DTC2
C	764	LYS	ASN	variant	UNP P0DTC2
C	796	TYR	ASP	variant	UNP P0DTC2
C	817	PRO	PHE	conflict	UNP P0DTC2
C	892	PRO	ALA	conflict	UNP P0DTC2
C	899	PRO	ALA	conflict	UNP P0DTC2
C	942	PRO	ALA	conflict	UNP P0DTC2
C	954	HIS	GLN	variant	UNP P0DTC2
C	969	LYS	ASN	variant	UNP P0DTC2
C	986	PRO	LYS	variant	UNP P0DTC2
C	987	PRO	VAL	variant	UNP P0DTC2
C	1209	GLY	TYR	conflict	UNP P0DTC2
C	1210	SER	ILE	conflict	UNP P0DTC2

- Molecule 2 is a protein called H4B6 heavy chain.

Mol	Chain	Residues	Atoms					AltConf	Trace
2	E	218	Total	C	N	O	S	0	0
			1619	1015	278	320	6		
2	G	218	Total	C	N	O	S	0	0
			1619	1015	278	320	6		

- Molecule 3 is a protein called H4B6 light chain.

Mol	Chain	Residues	Atoms					AltConf	Trace
3	D	212	Total	C	N	O	S	0	0
			1646	1028	278	335	5		
3	F	212	Total	C	N	O	S	0	0
			1646	1028	278	335	5		

- Molecule 4 is a protein called the scfv of H4D12.

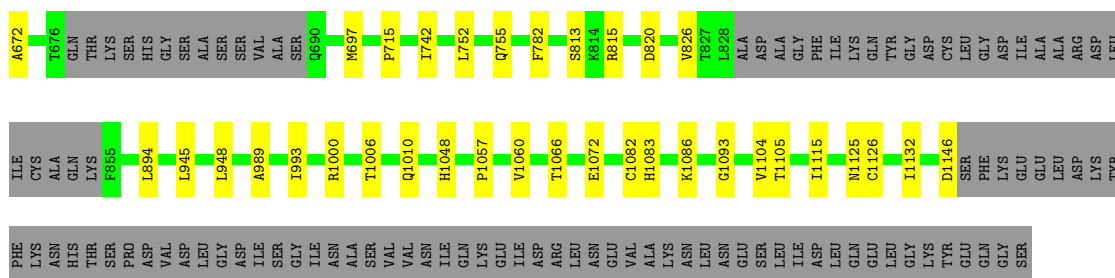
Mol	Chain	Residues	Atoms					AltConf	Trace
4	H	245	Total	C	N	O	S	0	0
			1857	1160	324	364	9		



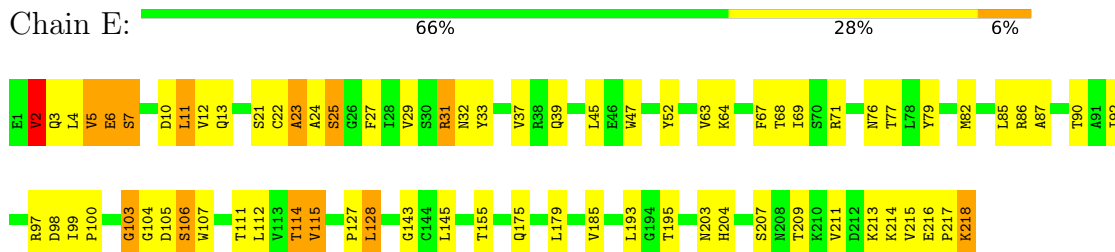


MET	PHE	VAL	LEU	VAL	SER	GLN	CYS	VAL	ASN	LEU	THR	ARG	THR	GLN	LEU	PRO	PRO	A27	G27	E96	K97	S98	N99	S116	N125	C131	E132	D142	V144	TYR	HIS	LYS	ASN	ASN	LYS	SER	TRP	MET	GLU	SER	GLU	F157	N30	S31	F32	T33	R34	G35	Y36	S46	F58	N61	W64	A67	I68	H69	V70	SER	GLY	THR	ASN	GLY	THR	LYS	HIS	VAL	D80	V83	T84	S85	K86	G87	A88	P89	Q90	R91	S92	T93	I94	V95	W96	Y97	A98	P99	Q00	R01	S02	T03	I04	V05	W06	Y07	A08	P09	Q10	R11	S12	T13	I14	V15	W16	Y17	A18	P19	Q20	R21	S22	T23	I24	V25	W26	Y27	A28	P29	Q30	R31	S32	T33	I34	V35	W36	Y37	A38	P39	Q40	R41	S42	T43	I44	V45	W46	Y47	A48	P49	Q50	R51	S52	T53	I54	V55	W56	Y57	A58	P59	Q60	R61	S62	T63	I64	V65	W66	Y67	A68	P69	Q70	R71	S72	T73	I74	V75	W76	Y77	A78	P79	Q80	R81	S82	T83	I84	V85	W86	Y87	A88	P89	Q90	R91	S92	T93	I94	V95	W96	Y97	A98	P99	Q00	R01	S02	T03	I04	V05	W06	Y07	A08	P09	Q10	R11	S12	T13	I14	V15	W16	Y17	A18	P19	Q20	R21	S22	T23	I24	V25	W26	Y27	A28	P29	Q30	R31	S32	T33	I34	V35	W36	Y37	A38	P39	Q40	R41	S42	T43	I44	V45	W46	Y47	A48	P49	Q50	R51	S52	T53	I54	V55	W56	Y57	A58	P59	Q60	R61	S62	T63	I64	V65	W66	Y67	A68	P69	Q70	R71	S72	T73	I74	V75	W76	Y77	A78	P79	Q80	R81	S82	T83	I84	V85	W86	Y87	A88	P89	Q90	R91	S92	T93	I94	V95	W96	Y97	A98	P99	Q00	R01	S02	T03	I04	V05	W06	Y07	A08	P09	Q10	R11	S12	T13	I14	V15	W16	Y17	A18	P19	Q20	R21	S22	T23	I24	V25	W26	Y27	A28	P29	Q30	R31	S32	T33	I34	V35	W36	Y37	A38	P39	Q40	R41	S42	T43	I44	V45	W46	Y47	A48	P49	Q50	R51	S52	T53	I54	V55	W56	Y57	A58	P59
-----	-----	-----	-----	-----	-----	-----	-----	-----	-----	-----	-----	-----	-----	-----	-----	-----	-----	-----	-----	-----	-----	-----	-----	------	------	------	------	------	------	-----	-----	-----	-----	-----	-----	-----	-----	-----	-----	-----	-----	------	-----	-----	-----	-----	-----	-----	-----	-----	-----	-----	-----	-----	-----	-----	-----	-----	-----	-----	-----	-----	-----	-----	-----	-----	-----	-----	-----	-----	-----	-----	-----	-----	-----	-----	-----	-----	-----	-----	-----	-----	-----	-----	-----	-----	-----	-----	-----	-----	-----	-----	-----	-----	-----	-----	-----	-----	-----	-----	-----	-----	-----	-----	-----	-----	-----	-----	-----	-----	-----	-----	-----	-----	-----	-----	-----	-----	-----	-----	-----	-----	-----	-----	-----	-----	-----	-----	-----	-----	-----	-----	-----	-----	-----	-----	-----	-----	-----	-----	-----	-----	-----	-----	-----	-----	-----	-----	-----	-----	-----	-----	-----	-----	-----	-----	-----	-----	-----	-----	-----	-----	-----	-----	-----	-----	-----	-----	-----	-----	-----	-----	-----	-----	-----	-----	-----	-----	-----	-----	-----	-----	-----	-----	-----	-----	-----	-----	-----	-----	-----	-----	-----	-----	-----	-----	-----	-----	-----	-----	-----	-----	-----	-----	-----	-----	-----	-----	-----	-----	-----	-----	-----	-----	-----	-----	-----	-----	-----	-----	-----	-----	-----	-----	-----	-----	-----	-----	-----	-----	-----	-----	-----	-----	-----	-----	-----	-----	-----	-----	-----	-----	-----	-----	-----	-----	-----	-----	-----	-----	-----	-----	-----	-----	-----	-----	-----	-----	-----	-----	-----	-----	-----	-----	-----	-----	-----	-----	-----	-----	-----	-----	-----	-----	-----	-----	-----	-----	-----	-----	-----	-----	-----	-----	-----	-----	-----	-----	-----	-----	-----	-----	-----	-----	-----	-----	-----	-----	-----	-----	-----	-----	-----	-----	-----	-----	-----	-----	-----	-----	-----	-----	-----	-----	-----	-----	-----	-----	-----	-----	-----	-----	-----	-----	-----	-----	-----	-----	-----	-----	-----	-----	-----	-----	-----	-----	-----	-----	-----	-----	-----	-----	-----	-----

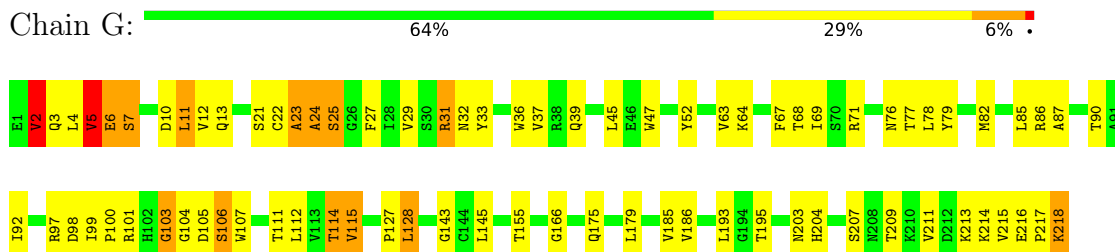




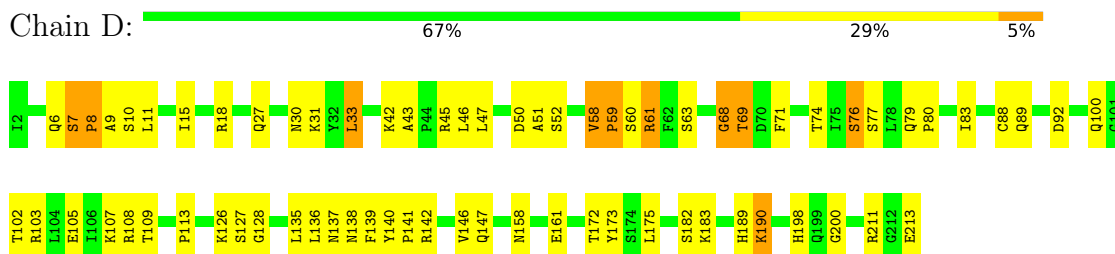
### • Molecule 2: H4B6 heavy chain



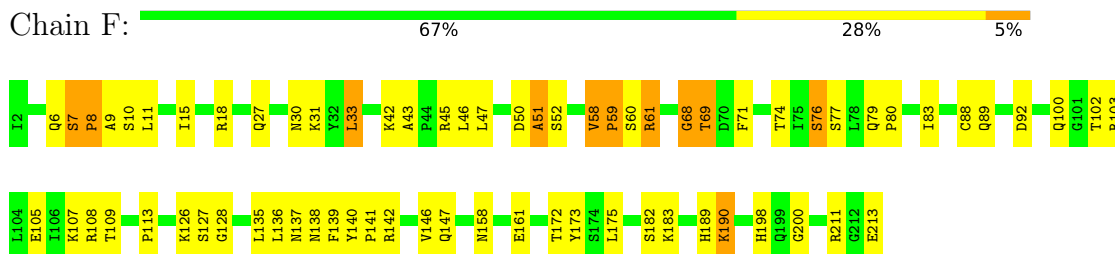
### • Molecule 2: H4B6 heavy chain



### • Molecule 3: H4B6 light chain



### • Molecule 3: H4B6 light chain



● Molecule 4: the scfv of H4D12



## 4 Experimental information

Property	Value	Source
EM reconstruction method	SINGLE PARTICLE	Depositor
Imposed symmetry	POINT, Not provided	
Number of particles used	368678	Depositor
Resolution determination method	FSC 0.143 CUT-OFF	Depositor
CTF correction method	PHASE FLIPPING AND AMPLITUDE CORRECTION	Depositor
Microscope	FEI TITAN KRIOS	Depositor
Voltage (kV)	300	Depositor
Electron dose ( $e^-/\text{\AA}^2$ )	50	Depositor
Minimum defocus (nm)	1200	Depositor
Maximum defocus (nm)	2200	Depositor
Magnification	Not provided	
Image detector	GATAN K3 BIOQUANTUM (6k x 4k)	Depositor

## 5 Model quality

### 5.1 Standard geometry

The Z score for a bond length (or angle) is the number of standard deviations the observed value is removed from the expected value. A bond length (or angle) with  $|Z| > 5$  is considered an outlier worth inspection. RMSZ is the root-mean-square of all Z scores of the bond lengths (or angles).

Mol	Chain	Bond lengths		Bond angles	
		RMSZ	# Z  >5	RMSZ	# Z  >5
1	A	0.36	2/7937 (0.0%)	0.80	30/10832 (0.3%)
1	B	0.37	4/7939 (0.1%)	0.84	34/10839 (0.3%)
1	C	0.52	2/7939 (0.0%)	0.77	3/10839 (0.0%)
2	E	0.48	2/1656 (0.1%)	1.43	33/2251 (1.5%)
2	G	0.48	2/1656 (0.1%)	1.43	33/2251 (1.5%)
3	D	0.32	0/1680	0.98	24/2280 (1.1%)
3	F	0.32	0/1680	0.98	24/2280 (1.1%)
4	H	0.27	0/1901	0.55	0/2573
All	All	0.41	12/32388 (0.0%)	0.89	181/44145 (0.4%)

Chiral center outliers are detected by calculating the chiral volume of a chiral center and verifying if the center is modelled as a planar moiety or with the opposite hand. A planarity outlier is detected by checking planarity of atoms in a peptide group, atoms in a mainchain group or atoms of a sidechain that are expected to be planar.

Mol	Chain	#Chirality outliers	#Planarity outliers
1	A	0	2
1	B	0	4
1	C	0	1
2	E	0	3
2	G	0	3
All	All	0	13

All (12) bond length outliers are listed below:

Mol	Chain	Res	Type	Atoms	Z	Observed(Å)	Ideal(Å)
1	C	330	PRO	C-N	27.88	1.98	1.34
1	C	529	LYS	C-N	-27.09	0.71	1.34
2	E	103	GLY	C-N	-11.18	1.12	1.33
2	G	103	GLY	C-N	-11.16	1.12	1.33
1	B	529	LYS	C-N	6.42	1.48	1.34
2	G	2	VAL	C-N	-5.96	1.20	1.34
2	E	2	VAL	C-N	-5.95	1.20	1.34

*Continued on next page...*

*Continued from previous page...*

Mol	Chain	Res	Type	Atoms	Z	Observed(Å)	Ideal(Å)
1	A	349	SER	CA-CB	-5.75	1.44	1.52
1	B	349	SER	CA-CB	-5.74	1.44	1.52
1	A	438	SER	CA-CB	-5.25	1.45	1.52
1	B	438	SER	CA-CB	-5.24	1.45	1.52
1	B	330	PRO	C-N	-5.07	1.22	1.34

All (181) bond angle outliers are listed below:

Mol	Chain	Res	Type	Atoms	Z	Observed(°)	Ideal(°)
1	C	529	LYS	CA-C-N	-47.33	13.09	117.20
1	C	529	LYS	C-N-CA	-38.82	24.66	121.70
1	B	529	LYS	O-C-N	-36.60	64.14	122.70
1	A	529	LYS	O-C-N	-32.55	70.62	122.70
2	G	24	ALA	CB-CA-C	-21.67	77.59	110.10
2	E	24	ALA	CB-CA-C	-21.66	77.60	110.10
1	B	333	THR	C-N-CA	-21.04	69.11	121.70
1	A	529	LYS	CA-C-N	19.62	160.37	117.20
2	G	11	LEU	CB-CA-C	-15.75	80.27	110.20
2	E	11	LEU	CB-CA-C	-15.74	80.28	110.20
2	E	23	ALA	CB-CA-C	-15.60	86.69	110.10
2	G	23	ALA	CB-CA-C	-15.60	86.70	110.10
1	B	529	LYS	CA-C-N	14.74	149.64	117.20
2	G	25	SER	N-CA-CB	-14.64	88.53	110.50
2	E	25	SER	N-CA-CB	-14.63	88.55	110.50
1	A	529	LYS	C-N-CA	13.83	156.28	121.70
2	G	11	LEU	N-CA-CB	-13.83	82.75	110.40
2	E	11	LEU	N-CA-CB	-13.82	82.76	110.40
1	A	344	ALA	N-CA-CB	13.41	128.87	110.10
1	B	344	ALA	N-CA-CB	13.40	128.85	110.10
2	E	11	LEU	N-CA-C	12.42	144.54	111.00
2	G	11	LEU	N-CA-C	12.41	144.52	111.00
2	E	5	VAL	N-CA-C	-11.71	79.39	111.00
2	G	5	VAL	N-CA-C	-11.70	79.40	111.00
2	E	10	ASP	N-CA-C	-11.46	80.07	111.00
2	G	10	ASP	N-CA-C	-11.45	80.10	111.00
1	A	501	TYR	N-CA-CB	11.15	130.67	110.60
1	B	501	TYR	N-CA-CB	11.14	130.66	110.60
2	E	103	GLY	O-C-N	-10.51	105.34	123.20
2	G	103	GLY	O-C-N	-10.49	105.36	123.20
1	B	343	ASN	CB-CA-C	10.47	131.34	110.40
1	A	343	ASN	CB-CA-C	10.45	131.30	110.40
3	D	127	SER	CB-CA-C	-10.37	90.39	110.10

*Continued on next page...*

*Continued from previous page...*

Mol	Chain	Res	Type	Atoms	Z	Observed(°)	Ideal(°)
3	F	127	SER	CB-CA-C	-10.37	90.39	110.10
2	G	103	GLY	N-CA-C	9.89	137.82	113.10
2	E	103	GLY	N-CA-C	9.87	137.78	113.10
2	G	106	SER	N-CA-C	-9.79	84.58	111.00
2	E	106	SER	N-CA-C	-9.77	84.64	111.00
3	D	182	SER	CB-CA-C	-9.67	91.73	110.10
3	F	182	SER	CB-CA-C	-9.66	91.74	110.10
2	E	2	VAL	N-CA-C	-9.35	85.75	111.00
2	G	2	VAL	N-CA-C	-9.35	85.76	111.00
2	G	128	LEU	N-CA-C	-9.29	85.90	111.00
2	E	128	LEU	N-CA-C	-9.29	85.91	111.00
2	E	103	GLY	CA-C-N	9.06	134.33	116.20
1	A	470	THR	N-CA-C	-9.05	86.56	111.00
1	B	470	THR	N-CA-C	-9.05	86.57	111.00
2	G	103	GLY	CA-C-N	9.04	134.29	116.20
2	E	114	THR	N-CA-C	-9.04	86.60	111.00
2	G	114	THR	N-CA-C	-9.02	86.64	111.00
3	F	11	LEU	N-CA-CB	9.02	128.44	110.40
3	D	11	LEU	N-CA-CB	9.01	128.42	110.40
1	B	343	ASN	N-CA-C	-8.99	86.72	111.00
1	A	343	ASN	N-CA-C	-8.98	86.75	111.00
2	G	7	SER	N-CA-CB	8.98	123.97	110.50
2	E	7	SER	N-CA-CB	8.97	123.96	110.50
1	B	344	ALA	N-CA-C	-8.90	86.98	111.00
1	A	344	ALA	N-CA-C	-8.89	86.99	111.00
3	D	10	SER	N-CA-C	-8.69	87.53	111.00
3	F	10	SER	N-CA-C	-8.69	87.53	111.00
1	B	529	LYS	C-N-CA	8.56	143.11	121.70
1	A	422	ASN	N-CA-C	8.49	133.93	111.00
1	B	422	ASN	N-CA-C	8.49	133.92	111.00
1	B	330	PRO	CA-C-N	-8.43	98.66	117.20
2	E	47	TRP	CB-CA-C	-8.21	93.98	110.40
2	G	47	TRP	CB-CA-C	-8.21	93.99	110.40
3	F	190	LYS	CB-CA-C	-8.14	94.12	110.40
3	D	190	LYS	CB-CA-C	-8.13	94.13	110.40
1	A	501	TYR	N-CA-C	-7.99	89.43	111.00
1	B	501	TYR	N-CA-C	-7.99	89.44	111.00
2	E	6	GLU	N-CA-C	-7.88	89.72	111.00
2	G	6	GLU	N-CA-C	-7.88	89.73	111.00
1	B	411	ALA	CB-CA-C	7.88	121.91	110.10
1	A	411	ALA	CB-CA-C	7.87	121.90	110.10
3	D	11	LEU	N-CA-C	-7.77	90.03	111.00

*Continued on next page...*

*Continued from previous page...*

Mol	Chain	Res	Type	Atoms	Z	Observed(°)	Ideal(°)
3	F	11	LEU	N-CA-C	-7.76	90.05	111.00
1	B	448	ASN	N-CA-C	-7.69	90.23	111.00
1	A	448	ASN	N-CA-C	-7.68	90.25	111.00
2	E	25	SER	N-CA-C	7.63	131.60	111.00
2	G	25	SER	N-CA-C	7.63	131.60	111.00
2	E	2	VAL	O-C-N	-7.49	110.72	122.70
2	G	2	VAL	O-C-N	-7.47	110.75	122.70
1	B	373	PRO	N-CA-C	-7.15	93.52	112.10
1	A	373	PRO	N-CA-C	-7.13	93.56	112.10
3	F	52	SER	N-CA-CB	-7.13	99.80	110.50
3	D	52	SER	N-CA-CB	-7.12	99.82	110.50
2	E	106	SER	CB-CA-C	7.04	123.48	110.10
2	G	106	SER	CB-CA-C	7.04	123.47	110.10
1	B	448	ASN	N-CA-CB	7.00	123.21	110.60
1	B	506	GLN	N-CA-CB	7.00	123.20	110.60
1	A	448	ASN	N-CA-CB	7.00	123.19	110.60
1	A	506	GLN	N-CA-CB	6.98	123.17	110.60
2	E	115	VAL	N-CA-C	-6.97	92.17	111.00
2	G	115	VAL	N-CA-C	-6.96	92.20	111.00
2	E	27	PHE	N-CA-CB	-6.79	98.38	110.60
1	B	333	THR	CA-C-N	-6.78	102.28	117.20
2	G	27	PHE	N-CA-CB	-6.78	98.41	110.60
3	D	59	PRO	N-CA-C	-6.67	94.75	112.10
3	F	59	PRO	N-CA-C	-6.67	94.75	112.10
3	F	190	LYS	N-CA-C	6.66	128.99	111.00
3	D	190	LYS	N-CA-C	6.66	128.97	111.00
1	B	470	THR	CB-CA-C	6.64	129.53	111.60
1	A	470	THR	CB-CA-C	6.64	129.53	111.60
3	F	51	ALA	CB-CA-C	6.53	119.90	110.10
3	D	51	ALA	CB-CA-C	6.53	119.89	110.10
1	B	422	ASN	N-CA-CB	-6.52	98.86	110.60
1	A	422	ASN	N-CA-CB	-6.51	98.89	110.60
3	D	189	HIS	CB-CA-C	-6.43	97.55	110.40
3	F	189	HIS	CB-CA-C	-6.42	97.56	110.40
1	B	339	ASP	N-CA-C	6.34	128.11	111.00
2	G	3	GLN	N-CA-C	-6.33	93.90	111.00
1	A	339	ASP	N-CA-C	6.33	128.10	111.00
2	E	3	GLN	N-CA-C	-6.32	93.93	111.00
1	B	330	PRO	C-N-CA	-6.20	106.19	121.70
1	B	375	PHE	N-CA-C	-6.07	94.62	111.00
1	A	375	PHE	N-CA-C	-6.06	94.64	111.00
1	A	388	ASN	CB-CA-C	6.05	122.50	110.40

*Continued on next page...*

*Continued from previous page...*

Mol	Chain	Res	Type	Atoms	Z	Observed(°)	Ideal(°)
2	G	3	GLN	N-CA-CB	6.04	121.48	110.60
1	B	388	ASN	CB-CA-C	6.04	122.48	110.40
2	E	3	GLN	N-CA-CB	6.03	121.45	110.60
1	A	353	TRP	N-CA-C	-6.00	94.80	111.00
1	B	353	TRP	N-CA-C	-5.99	94.84	111.00
1	B	430	THR	N-CA-C	-5.94	94.96	111.00
1	A	430	THR	N-CA-C	-5.94	94.97	111.00
2	G	195	THR	CB-CA-C	-5.92	95.62	111.60
2	E	195	THR	CB-CA-C	-5.91	95.64	111.60
2	E	21	SER	CB-CA-C	5.89	121.29	110.10
2	E	24	ALA	N-CA-C	5.88	126.89	111.00
2	G	24	ALA	N-CA-C	5.88	126.88	111.00
3	F	59	PRO	CB-CA-C	5.88	126.70	112.00
2	G	21	SER	CB-CA-C	5.88	121.27	110.10
3	D	59	PRO	CB-CA-C	5.87	126.67	112.00
3	F	92	ASP	CB-CA-C	-5.84	98.72	110.40
3	D	92	ASP	CB-CA-C	-5.84	98.72	110.40
3	D	60	SER	N-CA-CB	5.83	119.25	110.50
1	B	400	PHE	CB-CA-C	-5.82	98.75	110.40
3	F	60	SER	N-CA-CB	5.82	119.23	110.50
1	A	400	PHE	CB-CA-C	-5.80	98.79	110.40
2	E	31	ARG	N-CA-C	5.80	126.66	111.00
2	G	31	ARG	N-CA-C	5.79	126.65	111.00
2	G	128	LEU	CB-CA-C	5.76	121.15	110.20
2	E	128	LEU	CB-CA-C	5.75	121.12	110.20
1	B	505	HIS	N-CA-C	-5.74	95.52	111.00
1	A	505	HIS	N-CA-C	-5.73	95.54	111.00
2	G	68	THR	CB-CA-C	5.69	126.95	111.60
2	E	68	THR	CB-CA-C	5.68	126.93	111.60
3	D	69	THR	N-CA-C	5.55	125.98	111.00
3	F	69	THR	N-CA-C	5.55	125.98	111.00
3	D	9	ALA	N-CA-CB	-5.54	102.35	110.10
3	F	58	VAL	CB-CA-C	5.54	121.92	111.40
3	D	58	VAL	CB-CA-C	5.53	121.91	111.40
3	D	68	GLY	N-CA-C	-5.51	99.33	113.10
3	F	9	ALA	N-CA-CB	-5.50	102.39	110.10
3	F	68	GLY	N-CA-C	-5.50	99.35	113.10
1	B	375	PHE	CB-CA-C	5.50	121.39	110.40
1	A	375	PHE	CB-CA-C	5.47	121.35	110.40
1	B	339	ASP	N-CA-CB	-5.43	100.83	110.60
1	A	339	ASP	N-CA-CB	-5.41	100.86	110.60
1	C	564	GLN	C-N-CA	5.40	135.21	121.70

*Continued on next page...*



*Continued from previous page...*

Mol	Chain	Res	Type	Atoms	Z	Observed(°)	Ideal(°)
3	F	77	SER	N-CA-CB	5.40	118.61	110.50
3	D	77	SER	N-CA-CB	5.39	118.59	110.50
1	B	353	TRP	N-CA-CB	5.33	120.20	110.60
3	D	76	SER	CB-CA-C	-5.32	99.99	110.10
3	F	76	SER	CB-CA-C	-5.32	99.99	110.10
1	A	353	TRP	N-CA-CB	5.32	120.17	110.60
1	B	447	GLY	N-CA-C	-5.19	100.12	113.10
1	A	447	GLY	N-CA-C	-5.18	100.14	113.10
2	G	47	TRP	N-CA-C	5.18	124.99	111.00
2	E	47	TRP	N-CA-C	5.16	124.94	111.00
1	B	500	THR	N-CA-C	-5.12	97.17	111.00
3	F	100	GLN	N-CA-CB	-5.11	101.40	110.60
1	A	500	THR	N-CA-C	-5.11	97.21	111.00
3	D	7	SER	CB-CA-C	-5.11	100.40	110.10
3	D	100	GLN	N-CA-CB	-5.10	101.42	110.60
3	F	7	SER	CB-CA-C	-5.10	100.41	110.10
3	F	8	PRO	CB-CA-C	-5.08	99.29	112.00
3	D	8	PRO	CB-CA-C	-5.08	99.29	112.00
2	E	69	ILE	N-CA-C	-5.08	97.29	111.00
2	G	69	ILE	N-CA-C	-5.08	97.30	111.00
3	D	47	LEU	N-CA-C	5.05	124.64	111.00
3	F	47	LEU	N-CA-C	5.04	124.61	111.00

There are no chirality outliers.

All (13) planarity outliers are listed below:

Mol	Chain	Res	Type	Group
1	A	529	LYS	Peptide,Mainchain
1	B	330	PRO	Mainchain
1	B	333	THR	Peptide,Mainchain
1	B	529	LYS	Mainchain
1	C	529	LYS	Mainchain
2	E	103	GLY	Mainchain
2	E	2	VAL	Mainchain
2	E	5	VAL	Mainchain
2	G	103	GLY	Mainchain
2	G	2	VAL	Mainchain
2	G	5	VAL	Mainchain

## 5.2 Too-close contacts ⓘ

In the following table, the Non-H and H(model) columns list the number of non-hydrogen atoms and hydrogen atoms in the chain respectively. The H(added) column lists the number of hydrogen atoms added and optimized by MolProbity. The Clashes column lists the number of clashes within the asymmetric unit, whereas Symm-Clashes lists symmetry-related clashes.

Mol	Chain	Non-H	H(model)	H(added)	Clashes	Symm-Clashes
1	A	7754	0	7362	223	0
1	B	7754	0	7366	215	0
1	C	7754	0	7361	243	0
2	E	1619	0	1592	70	0
2	G	1619	0	1592	77	0
3	D	1646	0	1596	49	0
3	F	1646	0	1596	50	0
4	H	1857	0	1759	130	0
All	All	31649	0	30224	907	0

The all-atom clashscore is defined as the number of clashes found per 1000 atoms (including hydrogen atoms). The all-atom clashscore for this structure is 15.

All (907) close contacts within the same asymmetric unit are listed below, sorted by their clash magnitude.

Atom-1	Atom-2	Interatomic distance (Å)	Clash overlap (Å)
1:C:495:TYR:CE1	4:H:105:LEU:HD11	1.46	1.50
1:C:495:TYR:CZ	4:H:105:LEU:HD11	1.46	1.50
1:B:382:VAL:HG11	1:B:387:LEU:CD2	1.41	1.45
1:B:364:ASP:CG	1:B:527:PRO:HG3	1.09	1.45
1:A:382:VAL:HG11	1:A:387:LEU:CD2	1.41	1.45
1:A:382:VAL:CG1	1:A:387:LEU:HD21	1.49	1.42
1:B:382:VAL:CG1	1:B:387:LEU:HD21	1.48	1.40
1:C:495:TYR:CE1	4:H:105:LEU:CD1	2.05	1.37
1:C:529:LYS:CB	1:C:530:SER:N	1.86	1.37
1:A:523:THR:HG22	1:C:230:PRO:CG	1.54	1.36
1:B:364:ASP:OD2	1:B:527:PRO:CD	1.71	1.34
1:B:364:ASP:OD2	1:B:527:PRO:CB	1.75	1.33
1:B:372:ALA:HB3	1:B:374:PHE:CE1	1.62	1.33
1:A:372:ALA:HB3	1:A:374:PHE:CE1	1.62	1.33
1:B:374:PHE:CD2	1:B:377:PHE:HD2	1.47	1.32
1:A:374:PHE:CD2	1:A:377:PHE:HD2	1.46	1.31
1:A:523:THR:CG2	1:C:230:PRO:HG2	1.59	1.30
1:A:382:VAL:CG1	1:A:387:LEU:CD2	2.07	1.29
2:G:4:LEU:HD22	2:G:23:ALA:O	1.32	1.27

*Continued on next page...*

*Continued from previous page...*

Atom-1	Atom-2	Interatomic distance (Å)	Clash overlap (Å)
2:E:4:LEU:HD22	2:E:23:ALA:O	1.32	1.27
1:A:382:VAL:HG11	1:A:387:LEU:CG	1.66	1.25
1:B:382:VAL:HG11	1:B:387:LEU:CG	1.66	1.25
1:C:495:TYR:HE1	4:H:105:LEU:CG	1.51	1.24
2:G:97:ARG:NH2	2:G:99:ILE:HD11	1.53	1.23
1:B:382:VAL:CG1	1:B:387:LEU:CD2	2.07	1.22
1:A:382:VAL:CG1	1:A:387:LEU:CG	2.17	1.22
2:E:97:ARG:NH2	2:E:99:ILE:HD11	1.53	1.21
1:B:382:VAL:CG1	1:B:387:LEU:CG	2.17	1.20
1:B:372:ALA:CB	1:B:374:PHE:CE1	2.25	1.20
1:C:495:TYR:CE1	4:H:105:LEU:CG	2.24	1.19
1:B:374:PHE:CE2	1:B:377:PHE:HD2	1.61	1.19
1:A:372:ALA:CB	1:A:374:PHE:CE1	2.25	1.18
1:A:521:PRO:CG	1:C:199:GLY:O	1.92	1.17
1:A:374:PHE:CE2	1:A:377:PHE:HD2	1.61	1.17
1:B:364:ASP:CG	1:B:527:PRO:CD	2.05	1.17
1:C:330:PRO:C	1:C:331:ASN:N	1.98	1.17
1:C:529:LYS:HA	1:C:530:SER:N	1.54	1.14
2:E:11:LEU:O	2:E:11:LEU:HG	1.48	1.13
1:A:374:PHE:CE2	1:A:377:PHE:CD2	2.36	1.13
1:C:495:TYR:HE1	4:H:105:LEU:HG	1.14	1.13
1:B:374:PHE:CE2	1:B:377:PHE:CD2	2.36	1.12
1:A:382:VAL:HG12	1:A:387:LEU:HG	1.32	1.11
1:B:374:PHE:CD2	1:B:377:PHE:CD2	2.39	1.11
1:C:364:ASP:OD1	1:C:527:PRO:HD3	1.51	1.11
1:C:529:LYS:N	1:C:530:SER:N	1.97	1.11
1:A:374:PHE:CD2	1:A:377:PHE:CD2	2.39	1.10
1:C:495:TYR:CZ	4:H:105:LEU:CD1	2.29	1.10
1:C:417:ASN:HB2	4:H:107:GLY:HA2	1.35	1.09
2:G:2:VAL:HA	2:G:25:SER:OG	1.52	1.09
2:E:7:SER:HA	2:E:111:THR:HG21	1.29	1.09
2:E:2:VAL:HA	2:E:25:SER:OG	1.52	1.09
3:D:142:ARG:HG3	3:D:173:TYR:CE2	1.87	1.09
3:F:142:ARG:HG3	3:F:173:TYR:CE2	1.87	1.08
1:A:521:PRO:HG2	1:C:199:GLY:O	1.49	1.08
1:A:523:THR:HG21	1:C:230:PRO:HG2	1.34	1.08
2:G:11:LEU:HG	2:G:11:LEU:O	1.48	1.07
1:C:495:TYR:CZ	4:H:105:LEU:HD21	1.90	1.07
2:G:7:SER:HA	2:G:111:THR:HG21	1.30	1.06
1:B:364:ASP:OD2	1:B:527:PRO:HG2	1.39	1.06
1:B:382:VAL:HG12	1:B:387:LEU:HG	1.32	1.06

*Continued on next page...*

*Continued from previous page...*

Atom-1	Atom-2	Interatomic distance (Å)	Clash overlap (Å)
1:A:520:ALA:HA	1:C:232:GLY:HA3	1.38	1.05
1:C:495:TYR:OH	4:H:105:LEU:CD1	2.05	1.05
1:B:364:ASP:CG	1:B:527:PRO:CG	1.76	1.04
1:A:230:PRO:O	1:B:521:PRO:HD2	1.57	1.04
1:B:374:PHE:CD1	1:B:434:ILE:HG23	1.92	1.04
1:A:330:PRO:C	1:A:331:ASN:N	2.11	1.04
2:E:7:SER:HA	2:E:111:THR:CG2	1.87	1.03
1:A:374:PHE:CD1	1:A:434:ILE:HG23	1.93	1.03
1:B:456:PHE:HZ	2:G:100:PRO:HD2	1.21	1.03
1:C:495:TYR:OH	4:H:105:LEU:CD2	2.06	1.02
1:A:167:THR:HA	1:B:357:ARG:HH12	1.16	1.02
1:C:495:TYR:HE1	4:H:105:LEU:CD1	1.54	1.02
1:A:456:PHE:HZ	2:E:100:PRO:HD2	1.21	1.02
2:E:6:GLU:O	2:E:111:THR:HG23	1.59	1.02
2:G:7:SER:HA	2:G:111:THR:CG2	1.87	1.02
2:G:6:GLU:O	2:G:111:THR:HG23	1.59	1.01
1:A:523:THR:CG2	1:C:230:PRO:CG	2.26	1.00
1:B:333:THR:HG23	1:B:335:LEU:HD12	1.40	1.00
1:C:529:LYS:CA	1:C:530:SER:N	0.85	1.00
1:C:495:TYR:CE1	4:H:105:LEU:HG	1.90	0.99
1:B:382:VAL:CG1	1:B:387:LEU:HG	1.89	0.98
2:E:4:LEU:CD2	2:E:23:ALA:O	2.12	0.98
1:C:495:TYR:OH	4:H:105:LEU:HD21	1.63	0.98
2:G:4:LEU:CD2	2:G:23:ALA:O	2.12	0.97
1:B:365:TYR:OH	1:B:395:VAL:HG21	1.65	0.97
1:A:382:VAL:HG11	1:A:387:LEU:CD1	1.95	0.96
2:E:6:GLU:O	2:E:6:GLU:HG2	1.65	0.96
1:C:505:HIS:NE2	4:H:167:SER:OG	1.98	0.96
1:B:382:VAL:HG11	1:B:387:LEU:CD1	1.95	0.96
1:B:364:ASP:CG	1:B:527:PRO:HD3	1.85	0.96
1:C:495:TYR:OH	4:H:105:LEU:HD11	1.64	0.96
1:A:365:TYR:OH	1:A:395:VAL:HG21	1.65	0.95
1:A:372:ALA:CB	1:A:374:PHE:CD1	2.49	0.95
1:A:372:ALA:CB	1:A:374:PHE:HE1	1.72	0.95
1:B:333:THR:HG23	1:B:335:LEU:CD1	1.95	0.95
1:C:364:ASP:OD1	1:C:527:PRO:CD	2.13	0.95
1:A:374:PHE:HE2	1:A:377:PHE:CD2	1.85	0.95
1:A:357:ARG:CZ	1:C:166:CYS:O	2.06	0.94
1:B:372:ALA:CB	1:B:374:PHE:CD1	2.49	0.94
1:B:456:PHE:CE1	2:G:33:TYR:CE1	2.56	0.94
1:A:372:ALA:HB1	1:A:374:PHE:CD1	2.03	0.94

*Continued on next page...*

*Continued from previous page...*

Atom-1	Atom-2	Interatomic distance (Å)	Clash overlap (Å)
1:C:460:ASN:HD21	4:H:56:ASP:CG	1.72	0.94
1:A:456:PHE:CE1	2:E:33:TYR:CE1	2.56	0.94
2:G:6:GLU:O	2:G:6:GLU:HG2	1.65	0.93
1:A:382:VAL:CG1	1:A:387:LEU:HG	1.89	0.93
1:B:333:THR:CG2	1:B:335:LEU:HD12	1.98	0.93
1:A:167:THR:CA	1:B:357:ARG:HH12	1.80	0.93
1:B:372:ALA:HB1	1:B:374:PHE:CD1	2.03	0.93
1:B:374:PHE:HE2	1:B:377:PHE:CD2	1.85	0.93
2:E:97:ARG:HH22	2:E:99:ILE:HD11	1.13	0.93
1:A:374:PHE:HE2	1:A:377:PHE:CE2	1.88	0.92
1:A:382:VAL:HG13	1:A:387:LEU:HD21	1.51	0.92
2:G:97:ARG:HH22	2:G:99:ILE:HD11	1.13	0.92
1:A:374:PHE:HD2	1:A:377:PHE:HD2	1.16	0.92
1:A:520:ALA:HB1	1:C:232:GLY:N	1.84	0.91
1:C:458:LYS:HA	4:H:53:TRP:HZ2	1.32	0.91
1:A:357:ARG:CD	1:C:167:THR:HA	2.00	0.91
1:A:46:SER:HA	1:A:279:TYR:O	1.71	0.91
1:C:418:ILE:HD11	4:H:105:LEU:O	1.69	0.91
1:B:382:VAL:HG13	1:B:387:LEU:HD21	1.51	0.91
1:B:374:PHE:HE2	1:B:377:PHE:CE2	1.88	0.90
1:B:364:ASP:OD2	1:B:527:PRO:CG	0.60	0.90
1:A:382:VAL:HG11	1:A:387:LEU:HD21	0.92	0.89
1:A:523:THR:HG22	1:C:230:PRO:HG3	1.53	0.89
1:B:382:VAL:HG11	1:B:387:LEU:HD21	0.92	0.89
2:E:104:GLY:O	2:E:105:ASP:OD1	1.90	0.89
1:A:521:PRO:CD	1:C:199:GLY:O	2.19	0.89
1:A:521:PRO:HD2	1:C:230:PRO:O	1.71	0.89
1:C:501:TYR:HB3	1:C:505:HIS:HB2	1.55	0.89
3:D:8:PRO:O	3:D:102:THR:HG23	1.73	0.88
1:C:418:ILE:CD1	4:H:105:LEU:O	2.21	0.88
1:B:456:PHE:CZ	2:G:100:PRO:HD2	2.09	0.88
3:F:8:PRO:O	3:F:102:THR:HG23	1.73	0.88
3:D:190:LYS:O	3:D:190:LYS:HG3	1.72	0.88
1:B:374:PHE:HD2	1:B:377:PHE:HD2	1.16	0.88
2:G:52:TYR:O	2:G:71:ARG:NH1	2.07	0.88
4:H:146:SER:HG	4:H:161:SER:HG	1.15	0.88
1:B:374:PHE:CZ	1:B:434:ILE:HD13	2.09	0.87
2:E:128:LEU:HB2	2:E:143:GLY:O	1.73	0.87
1:A:456:PHE:CZ	2:E:100:PRO:HD2	2.09	0.87
2:G:104:GLY:O	2:G:105:ASP:OD1	1.90	0.87
2:G:128:LEU:HB2	2:G:143:GLY:O	1.73	0.87

*Continued on next page...*

*Continued from previous page...*

Atom-1	Atom-2	Interatomic distance (Å)	Clash overlap (Å)
1:A:374:PHE:CZ	1:A:434:ILE:HD13	2.09	0.87
1:B:372:ALA:CB	1:B:374:PHE:HE1	1.72	0.87
2:E:52:TYR:O	2:E:71:ARG:NH1	2.07	0.86
1:A:394:ASN:ND2	1:C:167:THR:HB	1.90	0.86
3:F:190:LYS:O	3:F:190:LYS:HG3	1.72	0.86
1:C:131:CYS:HB3	1:C:166:CYS:HA	1.57	0.86
1:A:520:ALA:HB1	1:C:232:GLY:H	1.37	0.86
1:A:520:ALA:CB	1:C:232:GLY:H	1.90	0.85
1:C:489:TYR:HD2	4:H:101:TYR:CE2	1.95	0.85
3:F:128:GLY:HA2	3:F:183:LYS:HB3	1.58	0.85
1:A:349:SER:O	1:A:352:ALA:O	1.95	0.84
1:B:349:SER:O	1:B:352:ALA:O	1.95	0.84
1:B:364:ASP:CB	1:B:527:PRO:HG3	2.07	0.84
1:A:374:PHE:CE1	1:A:434:ILE:CG2	2.61	0.83
1:A:374:PHE:CD1	1:A:434:ILE:CG2	2.61	0.83
1:C:458:LYS:HA	4:H:53:TRP:CZ2	2.14	0.83
1:B:46:SER:HA	1:B:279:TYR:O	1.79	0.83
1:B:374:PHE:CD1	1:B:434:ILE:CG2	2.61	0.83
1:A:360:ASN:ND2	1:C:168:PHE:CE1	2.47	0.82
3:D:128:GLY:HA2	3:D:183:LYS:HB3	1.58	0.82
2:G:97:ARG:NH2	2:G:99:ILE:CD1	2.40	0.82
1:A:523:THR:HG22	1:C:230:PRO:CB	2.08	0.82
1:B:374:PHE:CE1	1:B:434:ILE:CG2	2.61	0.82
1:C:495:TYR:CZ	4:H:105:LEU:CD2	2.60	0.82
1:A:372:ALA:HB3	1:A:374:PHE:HE1	1.29	0.82
1:B:342:PHE:HB3	1:B:371:PHE:HZ	1.45	0.82
1:B:456:PHE:CD1	2:G:33:TYR:HE1	1.98	0.81
1:A:342:PHE:HB3	1:A:371:PHE:HZ	1.45	0.81
3:D:31:LYS:O	3:D:50:ASP:O	1.98	0.81
1:A:167:THR:HA	1:B:357:ARG:NH1	1.93	0.81
1:A:456:PHE:CD1	2:E:33:TYR:HE1	1.98	0.81
2:E:6:GLU:O	2:E:111:THR:CG2	2.29	0.81
3:F:31:LYS:O	3:F:50:ASP:O	1.98	0.81
1:A:521:PRO:CD	1:C:230:PRO:O	2.29	0.81
2:E:97:ARG:NH2	2:E:99:ILE:CD1	2.40	0.81
2:G:6:GLU:O	2:G:6:GLU:CG	2.28	0.81
1:C:364:ASP:OD2	1:C:527:PRO:HB3	1.79	0.81
2:G:6:GLU:O	2:G:111:THR:CG2	2.29	0.80
2:E:7:SER:CA	2:E:111:THR:HG21	2.11	0.80
1:A:372:ALA:HB3	1:A:374:PHE:CD1	2.13	0.80
1:B:374:PHE:CE1	1:B:434:ILE:HG21	2.17	0.80

*Continued on next page...*

*Continued from previous page...*

Atom-1	Atom-2	Interatomic distance (Å)	Clash overlap (Å)
1:A:374:PHE:CE1	1:A:434:ILE:HG21	2.17	0.80
1:B:372:ALA:HB3	1:B:374:PHE:CD1	2.13	0.80
1:B:422:ASN:HD21	1:B:454:ARG:H	1.30	0.80
2:G:11:LEU:O	2:G:11:LEU:CG	2.06	0.80
1:A:372:ALA:HB1	1:A:374:PHE:HD1	1.45	0.79
1:B:382:VAL:HG11	1:B:387:LEU:HD11	1.64	0.79
1:A:422:ASN:HD21	1:A:454:ARG:H	1.30	0.79
1:A:526:GLY:O	1:A:527:PRO:N	2.14	0.79
2:E:6:GLU:O	2:E:6:GLU:CG	2.28	0.79
2:E:11:LEU:O	2:E:11:LEU:CG	2.06	0.79
1:A:382:VAL:HG11	1:A:387:LEU:HD11	1.64	0.78
1:B:374:PHE:HD2	1:B:377:PHE:CD2	1.92	0.78
1:C:353:TRP:O	1:C:466:ARG:NH2	2.16	0.78
2:E:2:VAL:HA	2:E:25:SER:HG	1.46	0.78
1:A:374:PHE:HD2	1:A:377:PHE:CD2	1.92	0.78
1:B:444:LYS:HE2	1:B:448:ASN:HA	1.66	0.78
1:A:374:PHE:CG	1:A:434:ILE:HG23	2.17	0.78
1:B:374:PHE:CG	1:B:434:ILE:HG23	2.17	0.78
2:G:7:SER:CA	2:G:111:THR:HG21	2.11	0.78
4:H:163:ARG:NH1	4:H:164:ALA:O	2.17	0.78
1:A:520:ALA:CB	1:C:232:GLY:N	2.46	0.77
1:B:333:THR:CG2	1:B:335:LEU:CD1	2.61	0.77
1:C:403:ARG:HB2	4:H:105:LEU:HD12	1.66	0.77
1:B:456:PHE:HE1	2:G:100:PRO:HG2	1.50	0.77
2:G:32:ASN:HD22	2:G:97:ARG:HE	1.33	0.77
1:B:372:ALA:HB1	1:B:374:PHE:HD1	1.45	0.77
1:B:382:VAL:CG1	1:B:387:LEU:HD11	2.16	0.76
1:A:357:ARG:HD2	1:A:394:ASN:ND2	2.01	0.76
1:A:444:LYS:HE2	1:A:448:ASN:HA	1.66	0.76
1:A:382:VAL:HG13	1:A:387:LEU:CD2	2.12	0.76
1:A:456:PHE:HE1	2:E:100:PRO:HG2	1.50	0.75
1:A:167:THR:O	1:B:357:ARG:NH1	2.19	0.75
1:C:505:HIS:CD2	4:H:167:SER:OG	2.40	0.75
1:A:382:VAL:CG1	1:A:387:LEU:CD1	2.60	0.75
1:C:458:LYS:CA	4:H:53:TRP:HZ2	1.99	0.75
1:A:364:ASP:OD1	1:A:527:PRO:N	2.18	0.75
1:B:357:ARG:HD2	1:B:394:ASN:ND2	2.01	0.75
1:A:382:VAL:CG1	1:A:387:LEU:HD11	2.16	0.74
4:H:83:MET:HG3	4:H:86:LEU:HD21	1.69	0.74
4:H:174:TRP:HB2	4:H:187:PHE:HB2	1.70	0.74
1:A:520:ALA:CA	1:C:232:GLY:HA3	2.16	0.74

*Continued on next page...*



*Continued from previous page...*

Atom-1	Atom-2	Interatomic distance (Å)	Clash overlap (Å)
3:D:8:PRO:O	3:D:102:THR:CG2	2.35	0.74
4:H:104:ILE:HG22	4:H:105:LEU:H	1.53	0.74
1:B:382:VAL:CG1	1:B:387:LEU:CD1	2.60	0.73
1:A:350:VAL:CG1	1:A:422:ASN:HB3	2.19	0.73
2:E:32:ASN:HD22	2:E:97:ARG:HE	1.33	0.73
3:F:8:PRO:O	3:F:102:THR:CG2	2.35	0.73
1:A:357:ARG:HD2	1:C:167:THR:O	1.89	0.73
1:B:350:VAL:CG1	1:B:422:ASN:HB3	2.19	0.72
1:A:456:PHE:CE1	2:E:33:TYR:HE1	2.05	0.72
1:C:406:GLU:OE2	4:H:105:LEU:CD1	2.38	0.72
2:G:2:VAL:HA	2:G:25:SER:HG	1.53	0.72
2:G:22:CYS:O	2:G:77:THR:HA	1.90	0.72
3:F:142:ARG:CG	3:F:173:TYR:CE2	2.70	0.72
1:C:417:ASN:CB	4:H:107:GLY:HA2	2.16	0.72
2:E:22:CYS:O	2:E:77:THR:HA	1.90	0.71
3:D:142:ARG:HG3	3:D:173:TYR:CZ	2.24	0.71
1:A:1104:VAL:HG23	1:A:1115:ILE:HG12	1.73	0.71
1:B:456:PHE:CE1	2:G:33:TYR:HE1	2.05	0.71
1:A:69:HIS:HB2	1:A:257:GLY:HA3	1.73	0.70
1:A:342:PHE:HB3	1:A:371:PHE:CZ	2.26	0.70
1:A:402:ILE:HD13	1:A:410:ILE:HG13	1.73	0.70
3:F:142:ARG:HG3	3:F:173:TYR:CZ	2.24	0.70
1:C:46:SER:HA	1:C:279:TYR:O	1.90	0.70
1:C:489:TYR:HD2	4:H:101:TYR:CZ	2.09	0.70
3:F:126:LYS:O	3:F:126:LYS:HG3	1.91	0.70
1:B:447:GLY:HA2	1:B:497:PHE:O	1.92	0.70
3:D:142:ARG:CG	3:D:173:TYR:CE2	2.70	0.70
1:A:394:ASN:HD21	1:C:167:THR:HB	1.54	0.70
1:C:406:GLU:OE2	4:H:105:LEU:HD13	1.89	0.70
3:D:126:LYS:O	3:D:126:LYS:HG3	1.91	0.70
1:A:447:GLY:HA2	1:A:497:PHE:O	1.91	0.69
1:B:372:ALA:HB3	1:B:374:PHE:HE1	1.29	0.69
1:B:364:ASP:OD1	1:B:527:PRO:CD	2.40	0.69
1:B:402:ILE:HD13	1:B:410:ILE:HG13	1.73	0.69
1:C:489:TYR:CD2	4:H:101:TYR:OH	2.46	0.69
1:A:357:ARG:HD3	1:C:167:THR:HA	1.73	0.69
1:B:190:ARG:HH11	1:B:207:HIS:HD2	1.41	0.69
1:B:342:PHE:HB3	1:B:371:PHE:CZ	2.26	0.69
1:A:230:PRO:O	1:B:521:PRO:CD	2.38	0.68
4:H:39:GLN:HB3	4:H:93:PHE:HB2	1.74	0.68
1:B:348:ALA:HB2	1:B:354:ASN:HB2	1.74	0.68

*Continued on next page...*



*Continued from previous page...*

Atom-1	Atom-2	Interatomic distance (Å)	Clash overlap (Å)
1:C:64:TRP:HE1	1:C:264:ALA:HB1	1.59	0.68
1:A:360:ASN:ND2	1:C:168:PHE:HE1	1.92	0.67
2:E:97:ARG:HH22	2:E:99:ILE:CD1	2.00	0.67
1:A:167:THR:C	1:B:357:ARG:HH12	1.97	0.67
1:A:348:ALA:HB2	1:A:354:ASN:HB2	1.74	0.67
3:D:190:LYS:O	3:D:190:LYS:CG	2.43	0.67
3:F:190:LYS:O	3:F:190:LYS:CG	2.43	0.67
1:B:374:PHE:CE2	1:B:377:PHE:CE2	2.74	0.67
1:C:742:ILE:O	1:C:1000:ARG:NH1	2.28	0.67
4:H:230:ARG:HA	4:H:234:TYR:HB3	1.76	0.67
1:B:489:TYR:OH	2:G:99:ILE:HD13	1.95	0.67
3:D:42:LYS:NZ	3:D:43:ALA:O	2.28	0.67
4:H:2:VAL:HA	4:H:25:SER:O	1.94	0.67
1:B:474:GLN:HB2	2:G:31:ARG:HH22	1.60	0.67
3:F:42:LYS:NZ	3:F:43:ALA:O	2.28	0.67
1:A:742:ILE:O	1:A:1000:ARG:NH1	2.27	0.66
4:H:15:GLY:H	4:H:86:LEU:HB2	1.59	0.66
1:A:330:PRO:CA	1:A:331:ASN:N	2.58	0.66
1:C:495:TYR:CE1	4:H:105:LEU:CD2	2.76	0.66
1:A:425:LEU:HD21	1:A:512:VAL:HG11	1.77	0.66
1:C:489:TYR:CD2	4:H:101:TYR:CZ	2.84	0.66
1:B:425:LEU:HD21	1:B:512:VAL:HG11	1.77	0.66
1:C:363:ALA:HB2	1:C:524:VAL:HG12	1.78	0.66
1:C:374:PHE:HD1	1:C:377:PHE:H	1.42	0.66
1:B:456:PHE:CD1	2:G:33:TYR:CE1	2.82	0.66
1:C:401:VAL:HG23	1:C:509:ARG:HH11	1.60	0.66
1:A:474:GLN:HB2	2:E:31:ARG:HH22	1.60	0.66
1:A:489:TYR:OH	2:E:99:ILE:HD13	1.95	0.66
1:C:363:ALA:N	1:C:525:CYS:O	2.27	0.66
1:C:557:LYS:HB2	1:C:584:ILE:HG21	1.79	0.65
1:B:456:PHE:CE1	2:G:100:PRO:HG2	2.31	0.65
2:G:97:ARG:HH22	2:G:99:ILE:CD1	2.00	0.65
1:A:456:PHE:CE1	2:E:100:PRO:HG2	2.31	0.64
1:A:521:PRO:HB3	1:C:200:TYR:CE2	2.33	0.64
4:H:52:ASN:HB2	4:H:57:ASN:HB3	1.79	0.64
1:A:374:PHE:CE1	1:A:434:ILE:HG23	2.30	0.64
1:B:364:ASP:OD1	1:B:527:PRO:N	2.30	0.64
1:C:457:ARG:NH1	1:C:467:ASP:OD2	2.30	0.64
1:C:478:LYS:HE3	1:C:479:PRO:HD2	1.79	0.64
1:A:456:PHE:CD1	2:E:33:TYR:CE1	2.82	0.64
1:B:986:PRO:HG2	1:B:987:PRO:HD3	1.79	0.63

*Continued on next page...*

*Continued from previous page...*

Atom-1	Atom-2	Interatomic distance (Å)	Clash overlap (Å)
1:B:336:CYS:SG	1:B:363:ALA:HB2	2.38	0.63
1:A:347:PHE:HD1	1:A:399:SER:HB3	1.63	0.63
1:B:347:PHE:HD1	1:B:399:SER:HB3	1.63	0.63
1:B:323:THR:N	1:B:538:CYS:O	2.32	0.63
1:C:381:GLY:O	1:C:383:SER:N	2.32	0.63
1:A:336:CYS:SG	1:A:363:ALA:HB2	2.38	0.63
4:H:61:ALA:HB3	4:H:64:VAL:HG22	1.82	0.62
1:C:417:ASN:HB2	4:H:107:GLY:CA	2.23	0.62
1:B:106:PHE:HD2	1:B:117:LEU:HD22	1.64	0.62
1:C:403:ARG:H	4:H:105:LEU:CD1	2.12	0.62
1:A:226:LEU:HG	1:A:227:VAL:HG23	1.80	0.62
1:B:308:VAL:HG22	1:B:602:THR:HG23	1.81	0.62
1:C:453:TYR:HE2	1:C:455:LEU:HD22	1.65	0.62
1:A:308:VAL:HG22	1:A:602:THR:HG23	1.82	0.62
3:F:6:GLN:NE2	3:F:88:CYS:SG	2.65	0.62
2:E:92:ILE:HG13	2:E:112:LEU:HD13	1.81	0.62
1:B:444:LYS:HB2	1:B:447:GLY:O	1.99	0.62
3:D:6:GLN:NE2	3:D:88:CYS:SG	2.65	0.62
4:H:17:SER:HA	4:H:83:MET:O	2.00	0.61
1:A:444:LYS:HB2	1:A:447:GLY:O	1.99	0.61
1:C:364:ASP:OD1	1:C:527:PRO:CG	2.48	0.61
1:B:382:VAL:HG13	1:B:387:LEU:CD2	2.13	0.61
2:G:92:ILE:HG13	2:G:112:LEU:HD13	1.81	0.61
1:A:357:ARG:NE	1:C:166:CYS:O	2.33	0.61
1:B:364:ASP:OD2	1:B:527:PRO:CA	2.47	0.61
1:C:1006:THR:O	1:C:1010:GLN:HG2	2.01	0.61
1:C:495:TYR:OH	4:H:105:LEU:CG	2.49	0.61
3:D:68:GLY:O	3:D:71:PHE:CE1	2.54	0.61
4:H:177:GLN:HG3	4:H:183:PRO:HG3	1.82	0.61
1:B:617:CYS:HA	1:B:620:VAL:HB	1.81	0.61
1:C:458:LYS:CA	4:H:53:TRP:CZ2	2.81	0.61
1:C:67:ALA:HB3	1:C:263:ALA:HB3	1.83	0.61
1:C:496:GLY:O	1:C:501:TYR:OH	2.17	0.61
1:C:591:SER:HB2	1:C:615:VAL:HG12	1.82	0.61
3:F:190:LYS:HE2	3:F:211:ARG:HB2	1.83	0.60
3:F:68:GLY:O	3:F:71:PHE:CE1	2.54	0.60
1:C:418:ILE:HD12	4:H:105:LEU:O	1.99	0.60
3:F:161:GLU:HB2	3:F:175:LEU:HD11	1.82	0.60
3:F:198:HIS:HD1	3:F:200:GLY:H	1.49	0.60
4:H:33:ALA:HA	4:H:72:ARG:HH12	1.65	0.60
1:A:37:TYR:HB3	1:A:223:LEU:HB2	1.83	0.60

*Continued on next page...*

*Continued from previous page...*

Atom-1	Atom-2	Interatomic distance (Å)	Clash overlap (Å)
1:C:458:LYS:NZ	4:H:31:ASP:OD1	2.35	0.60
1:B:598:ILE:HB	1:B:609:ALA:HB3	1.83	0.60
3:D:161:GLU:HB2	3:D:175:LEU:HD11	1.82	0.60
4:H:102:TYR:HB3	4:H:171:TYR:CZ	2.36	0.60
1:A:350:VAL:HG12	1:A:422:ASN:HB3	1.84	0.60
1:C:495:TYR:CZ	4:H:105:LEU:CG	2.71	0.60
4:H:222:PHE:HB3	4:H:243:GLU:HA	1.83	0.60
1:A:374:PHE:CE2	1:A:377:PHE:CE2	2.74	0.59
1:C:453:TYR:HE1	1:C:495:TYR:HA	1.66	0.59
1:C:394:ASN:HB2	1:C:516:GLU:HB2	1.85	0.59
1:B:1104:VAL:HG23	1:B:1115:ILE:HG12	1.84	0.59
1:C:448:ASN:HB3	1:C:497:PHE:HD2	1.66	0.59
1:C:1104:VAL:HG23	1:C:1115:ILE:HG12	1.85	0.59
3:D:190:LYS:HE2	3:D:211:ARG:HB2	1.83	0.59
1:A:46:SER:CA	1:A:279:TYR:O	2.49	0.59
1:A:569:ILE:HD12	1:A:569:ILE:H	1.66	0.59
1:C:308:VAL:HG22	1:C:602:THR:HG23	1.84	0.59
3:D:198:HIS:HD1	3:D:200:GLY:H	1.49	0.59
3:F:108:ARG:O	3:F:140:TYR:HE2	1.86	0.59
1:B:347:PHE:CD1	1:B:399:SER:HB3	2.38	0.59
1:C:83:VAL:HG11	1:C:237:ARG:HE	1.67	0.59
3:D:108:ARG:O	3:D:140:TYR:HE2	1.86	0.59
3:D:146:VAL:O	3:D:147:GLN:NE2	2.35	0.59
1:A:347:PHE:CD1	1:A:399:SER:HB3	2.38	0.58
1:C:495:TYR:CE1	4:H:105:LEU:HD21	2.36	0.58
4:H:17:SER:OG	4:H:84:ASN:OD1	2.16	0.58
2:E:218:LYS:NZ	3:D:213:GLU:OXT	2.32	0.58
1:A:374:PHE:CE2	1:A:434:ILE:HD13	2.38	0.58
3:F:146:VAL:O	3:F:147:GLN:NE2	2.35	0.58
4:H:173:ALA:HB2	4:H:230:ARG:HH12	1.67	0.58
1:C:495:TYR:OH	4:H:105:LEU:HD13	2.02	0.58
4:H:112:PHE:HB2	4:H:175:TYR:CZ	2.39	0.58
1:A:199:GLY:O	1:B:521:PRO:HG2	2.04	0.58
1:B:364:ASP:OD2	1:B:527:PRO:N	2.36	0.58
1:B:350:VAL:HG12	1:B:422:ASN:HB3	1.84	0.58
1:B:742:ILE:O	1:B:1000:ARG:NH1	2.31	0.58
1:B:372:ALA:HB1	1:B:374:PHE:CE1	2.26	0.58
3:F:213:GLU:OXT	2:G:218:LYS:NZ	2.32	0.58
2:G:106:SER:O	2:G:107:TRP:HD1	1.87	0.58
1:A:456:PHE:CZ	2:E:100:PRO:CD	2.85	0.57
1:B:374:PHE:CE2	1:B:434:ILE:HD13	2.38	0.57

*Continued on next page...*

*Continued from previous page...*

Atom-1	Atom-2	Interatomic distance (Å)	Clash overlap (Å)
1:C:96:GLU:OE1	1:C:99:ASN:N	2.36	0.57
1:C:564:GLN:O	1:C:565:PHE:CD1	2.57	0.57
4:H:94:TYR:O	4:H:118:GLY:HA2	2.03	0.57
4:H:178:LYS:HD2	4:H:223:ALA:HB2	1.86	0.57
1:A:530:SER:OG	1:A:531:THR:N	2.37	0.57
1:A:1048:HIS:HA	1:A:1066:THR:HG22	1.86	0.57
3:D:58:VAL:HG12	3:D:59:PRO:O	2.04	0.57
1:C:460:ASN:ND2	4:H:56:ASP:CG	2.53	0.57
1:A:521:PRO:HB2	1:C:230:PRO:O	2.04	0.57
2:E:106:SER:O	2:E:107:TRP:HD1	1.87	0.57
1:C:455:LEU:HD21	4:H:103:ASP:HA	1.87	0.57
1:A:521:PRO:CB	1:C:230:PRO:O	2.53	0.57
1:B:444:LYS:HB2	1:B:447:GLY:C	2.25	0.57
4:H:24:VAL:HB	4:H:77:ASN:HB3	1.86	0.57
4:H:88:PRO:HG2	4:H:128:GLY:HA2	1.87	0.57
1:C:454:ARG:HH11	1:C:457:ARG:NH2	2.02	0.57
3:D:27:GLN:O	3:D:69:THR:HG22	2.05	0.57
1:C:421:TYR:HD1	1:C:457:ARG:HB3	1.68	0.56
2:E:175:GLN:NE2	2:E:179:LEU:O	2.38	0.56
3:F:83:ILE:HD12	3:F:105:GLU:HA	1.86	0.56
4:H:200:ARG:HG3	4:H:201:PHE:HD1	1.70	0.56
1:A:521:PRO:HB3	1:C:200:TYR:CZ	2.40	0.56
3:D:83:ILE:HD12	3:D:105:GLU:HA	1.86	0.56
3:F:27:GLN:O	3:F:69:THR:HG22	2.05	0.56
1:A:444:LYS:HB2	1:A:447:GLY:C	2.25	0.56
1:B:438:SER:OG	1:B:507:PRO:HB2	2.05	0.56
1:C:403:ARG:CB	4:H:105:LEU:HD12	2.33	0.56
1:C:505:HIS:CD2	4:H:167:SER:HG	2.12	0.56
1:A:438:SER:OG	1:A:507:PRO:HB2	2.05	0.56
3:F:108:ARG:O	3:F:140:TYR:CE2	2.58	0.56
2:G:175:GLN:NE2	2:G:179:LEU:O	2.38	0.56
1:B:46:SER:CA	1:B:279:TYR:O	2.53	0.56
1:B:374:PHE:HE2	1:B:377:PHE:HE2	1.52	0.56
1:C:358:ILE:HB	1:C:395:VAL:HB	1.88	0.56
1:C:412:PRO:HG3	1:C:425:LEU:HD22	1.86	0.56
1:C:490:PHE:CE2	1:C:492:LEU:HB2	2.40	0.56
3:D:61:ARG:HH12	3:D:79:GLN:HG2	1.70	0.56
1:B:364:ASP:CG	1:B:527:PRO:N	2.58	0.56
1:C:460:ASN:OD1	4:H:56:ASP:OD2	2.23	0.56
3:F:58:VAL:HG12	3:F:59:PRO:O	2.04	0.56
1:A:435:ALA:HA	1:A:509:ARG:O	2.06	0.56

*Continued on next page...*

*Continued from previous page...*

Atom-1	Atom-2	Interatomic distance (Å)	Clash overlap (Å)
1:B:435:ALA:HA	1:B:509:ARG:O	2.06	0.56
1:B:979:ASP:HB3	1:B:983:ARG:HH12	1.71	0.56
1:C:413:GLY:HA2	1:C:424:LYS:HE2	1.88	0.56
3:D:108:ARG:O	3:D:140:TYR:CE2	2.58	0.56
1:B:130:VAL:HG21	1:B:231:ILE:HG12	1.88	0.56
1:B:986:PRO:HA	1:B:989:ALA:HB3	1.88	0.56
1:B:350:VAL:HG11	1:B:422:ASN:HB3	1.87	0.55
1:C:83:VAL:HG22	1:C:239:GLN:HE21	1.72	0.55
1:C:454:ARG:HD3	1:C:457:ARG:HH22	1.70	0.55
1:A:277:LEU:HD23	1:A:285:ILE:HD13	1.89	0.55
1:A:365:TYR:HH	1:A:395:VAL:HG21	1.72	0.55
1:C:116:SER:HB3	1:C:132:GLU:HA	1.89	0.55
1:C:190:ARG:HG2	1:C:207:HIS:CD2	2.42	0.55
1:A:350:VAL:HG11	1:A:422:ASN:HB3	1.87	0.55
1:B:100:ILE:HD12	1:B:100:ILE:H	1.72	0.55
4:H:147:PRO:HG2	4:H:150:LEU:HB2	1.87	0.55
1:B:333:THR:HG22	1:B:335:LEU:HD12	1.89	0.55
2:E:22:CYS:SG	2:E:23:ALA:N	2.80	0.55
3:F:61:ARG:HH12	3:F:79:GLN:HG2	1.70	0.55
1:C:215:ASP:OD2	1:C:266:TYR:OH	2.21	0.54
4:H:221:ASP:O	4:H:225:TYR:OH	2.25	0.54
2:G:22:CYS:SG	2:G:23:ALA:N	2.80	0.54
4:H:112:PHE:HB2	4:H:175:TYR:CE2	2.42	0.54
1:C:346:ARG:HE	1:C:347:PHE:H	1.55	0.54
1:A:505:HIS:O	1:A:506:GLN:HG3	2.08	0.54
1:B:456:PHE:CZ	2:G:100:PRO:CD	2.85	0.54
2:G:37:VAL:HG11	2:G:107:TRP:CH2	2.43	0.54
1:A:500:THR:O	1:A:500:THR:OG1	2.17	0.53
1:C:396:TYR:HB2	1:C:514:SER:OG	2.08	0.53
1:A:350:VAL:HG21	1:A:402:ILE:HG22	1.90	0.53
1:A:470:THR:HG23	1:A:490:PHE:HE1	1.73	0.53
1:B:456:PHE:HE1	2:G:33:TYR:CE1	2.19	0.53
1:B:716:THR:HG21	1:B:1073:LYS:HD3	1.89	0.53
1:B:505:HIS:O	1:B:506:GLN:HG3	2.08	0.53
1:C:96:GLU:OE1	1:C:98:SER:N	2.41	0.53
1:A:357:ARG:CD	1:C:167:THR:O	2.56	0.53
1:B:470:THR:HG23	1:B:490:PHE:HE1	1.73	0.53
1:A:520:ALA:CB	1:C:232:GLY:CA	2.87	0.53
2:E:37:VAL:HG11	2:E:107:TRP:CH2	2.43	0.53
1:B:172:SER:OG	1:B:173:GLN:N	2.42	0.53
3:D:108:ARG:NE	3:D:109:THR:O	2.42	0.53

*Continued on next page...*

*Continued from previous page...*

Atom-1	Atom-2	Interatomic distance (Å)	Clash overlap (Å)
1:B:67:ALA:HB3	1:B:263:ALA:HB3	1.91	0.53
1:B:226:LEU:HG	1:B:227:VAL:HG23	1.88	0.53
1:B:808:ASP:OD2	1:B:811:LYS:NZ	2.42	0.53
1:C:458:LYS:O	4:H:53:TRP:CZ2	2.62	0.53
1:A:866:THR:H	1:A:869:MET:HE3	1.73	0.53
4:H:98:LYS:HB3	4:H:114:MET:HB2	1.89	0.53
1:A:96:GLU:OE1	1:A:99:ASN:N	2.40	0.52
1:A:353:TRP:CE2	1:A:466:ARG:HG2	2.44	0.52
1:A:1102:TRP:HB2	1:A:1135:ASN:ND2	2.24	0.52
1:B:462:LYS:HG2	1:B:465:GLU:HB2	1.92	0.52
1:B:350:VAL:HG21	1:B:402:ILE:HG22	1.90	0.52
1:B:569:ILE:HD12	1:B:569:ILE:H	1.73	0.52
1:A:36:VAL:HG21	1:A:220:PHE:CZ	2.44	0.52
1:A:462:LYS:HG2	1:A:465:GLU:HB2	1.91	0.52
1:A:394:ASN:HD21	1:C:167:THR:CB	2.21	0.52
1:A:597:VAL:HG13	1:A:608:VAL:HG13	1.92	0.52
1:A:986:PRO:HG2	1:A:987:PRO:HD3	1.92	0.52
1:A:374:PHE:HE2	1:A:377:PHE:HE2	1.52	0.52
1:C:354:ASN:O	1:C:398:ASP:HA	2.09	0.52
1:B:374:PHE:CE1	1:B:434:ILE:HG23	2.30	0.52
1:C:30:ASN:HA	1:C:61:ASN:HA	1.90	0.52
1:C:426:PRO:HD3	1:C:463:PRO:HB3	1.91	0.52
1:B:330:PRO:HD3	1:B:544:ASN:HD21	1.75	0.52
1:B:353:TRP:CE2	1:B:466:ARG:HG2	2.44	0.52
3:F:108:ARG:NE	3:F:109:THR:O	2.42	0.52
4:H:60:PHE:HB2	4:H:65:LYS:HD3	1.92	0.52
1:A:441:LEU:HD12	1:A:441:LEU:H	1.75	0.52
1:A:598:ILE:HB	1:A:609:ALA:HB3	1.90	0.52
4:H:37:VAL:HG11	4:H:112:PHE:HZ	1.74	0.52
1:A:521:PRO:HD2	1:C:231:ILE:C	2.31	0.52
2:G:2:VAL:CA	2:G:25:SER:OG	2.43	0.52
4:H:229:GLN:NE2	4:H:235:SER:H	2.08	0.52
1:C:194:PHE:HD1	1:C:203:ILE:HG12	1.76	0.51
1:B:441:LEU:HD12	1:B:441:LEU:H	1.75	0.51
1:C:380:TYR:HE2	1:C:429:PHE:HB3	1.76	0.51
1:C:457:ARG:HG3	1:C:459:SER:H	1.75	0.51
3:F:18:ARG:HH12	3:F:74:THR:HB	1.75	0.51
1:C:68:ILE:HG13	1:C:69:HIS:H	1.75	0.51
3:F:15:ILE:HD11	3:F:80:PRO:HD3	1.93	0.51
1:A:422:ASN:HD21	1:A:454:ARG:N	2.05	0.51
1:B:355:ARG:HG3	1:B:356:LYS:N	2.26	0.51

*Continued on next page...*

*Continued from previous page...*

Atom-1	Atom-2	Interatomic distance (Å)	Clash overlap (Å)
4:H:30:ASP:OD1	4:H:30:ASP:N	2.42	0.51
1:A:355:ARG:HG3	1:A:356:LYS:N	2.25	0.51
1:A:475:ALA:HB2	2:E:32:ASN:HD21	1.75	0.51
1:C:353:TRP:HZ2	1:C:466:ARG:HA	1.75	0.51
1:A:1141:LEU:HD11	1:C:1146:ASP:HB2	1.93	0.50
1:B:475:ALA:CB	2:G:32:ASN:HD21	2.24	0.50
1:C:131:CYS:HB3	1:C:166:CYS:CA	2.34	0.50
1:A:475:ALA:CB	2:E:32:ASN:HD21	2.24	0.50
2:G:77:THR:HB	2:G:79:TYR:CE1	2.47	0.50
1:B:476:GLY:H	1:B:487:ASN:HB3	1.77	0.50
1:C:597:VAL:HG13	1:C:608:VAL:HG13	1.92	0.50
1:B:475:ALA:HB2	2:G:32:ASN:HD21	1.75	0.50
1:C:36:VAL:HG21	1:C:220:PHE:CZ	2.47	0.50
1:C:365:TYR:N	1:C:388:ASN:OD1	2.34	0.50
1:C:368:LEU:HG	1:C:369:TYR:H	1.75	0.50
1:A:382:VAL:HG12	1:A:387:LEU:CG	1.98	0.50
1:B:475:ALA:H	1:B:487:ASN:HB3	1.77	0.50
3:D:18:ARG:HH12	3:D:74:THR:HB	1.75	0.50
3:D:158:ASN:OD1	3:D:158:ASN:O	2.30	0.50
1:A:475:ALA:H	1:A:487:ASN:HB3	1.77	0.50
1:B:1006:THR:O	1:B:1010:GLN:HG2	2.12	0.50
2:E:77:THR:HB	2:E:79:TYR:CE1	2.47	0.50
4:H:52:ASN:OD1	4:H:53:TRP:N	2.43	0.50
1:A:1006:THR:O	1:A:1010:GLN:HG2	2.12	0.50
3:D:33:LEU:HD11	3:D:88:CYS:HB2	1.94	0.50
1:A:476:GLY:H	1:A:487:ASN:HB3	1.77	0.49
1:B:196:ASN:HD22	1:B:235:ILE:HD12	1.77	0.49
1:C:458:LYS:HB3	4:H:53:TRP:CH2	2.47	0.49
1:C:472:ILE:HD13	1:C:482:GLY:HA2	1.94	0.49
3:F:33:LEU:HD11	3:F:88:CYS:HB2	1.94	0.49
3:D:15:ILE:HD11	3:D:80:PRO:HD3	1.93	0.49
3:F:158:ASN:OD1	3:F:158:ASN:O	2.30	0.49
4:H:178:LYS:NZ	4:H:220:GLU:O	2.42	0.49
4:H:36:TRP:NE1	4:H:81:LEU:HB2	2.27	0.49
4:H:224:VAL:HG22	4:H:241:LYS:HG3	1.93	0.49
1:B:445:VAL:HA	1:B:499:PRO:HD2	1.94	0.49
1:C:418:ILE:HD11	4:H:105:LEU:C	2.30	0.49
1:C:498:ARG:HB2	1:C:501:TYR:CE1	2.47	0.49
4:H:86:LEU:HD13	4:H:123:VAL:HG11	1.95	0.49
1:C:480:CYS:O	1:C:483:VAL:HG22	2.13	0.49
3:F:7:SER:HB2	3:F:8:PRO:HD3	1.95	0.49

*Continued on next page...*



*Continued from previous page...*

Atom-1	Atom-2	Interatomic distance (Å)	Clash overlap (Å)
1:B:197:ILE:HG13	1:B:198:ASP:H	1.77	0.49
1:B:1139:ASP:OD1	1:B:1139:ASP:N	2.45	0.49
4:H:115:TRP:CH2	4:H:183:PRO:HB2	2.48	0.49
4:H:200:ARG:HE	4:H:201:PHE:HE1	1.60	0.49
1:A:973:ILE:HG12	1:A:992:GLN:OE1	2.13	0.49
1:B:32:PHE:O	1:B:34:ARG:N	2.46	0.49
1:C:344:ALA:HB3	1:C:347:PHE:CE1	2.47	0.49
1:A:357:ARG:HD2	1:C:167:THR:HA	1.91	0.49
1:A:445:VAL:HA	1:A:499:PRO:HD2	1.94	0.49
1:B:532:ASN:OD1	1:B:533:LEU:N	2.46	0.49
1:C:586:ASP:OD2	1:C:587:ILE:N	2.45	0.49
2:E:214:LYS:NZ	2:E:216:GLU:HB2	2.28	0.49
4:H:14:PRO:HG3	4:H:123:VAL:HB	1.94	0.49
1:A:357:ARG:NH2	1:C:166:CYS:C	2.56	0.49
1:C:460:ASN:ND2	4:H:56:ASP:OD2	2.45	0.49
1:C:495:TYR:OH	4:H:105:LEU:HD22	2.05	0.49
4:H:151:SER:HB3	4:H:245:LYS:HA	1.95	0.48
1:A:523:THR:HG22	1:C:230:PRO:HB2	1.93	0.48
1:B:91:TYR:OH	1:B:191:GLU:OE2	2.24	0.48
1:C:529:LYS:CB	1:C:530:SER:O	2.60	0.48
1:A:30:ASN:HA	1:A:61:ASN:HA	1.94	0.48
1:A:456:PHE:HE1	2:E:33:TYR:CE1	2.19	0.48
1:B:333:THR:HG23	1:B:335:LEU:HD11	1.87	0.48
1:B:715:PRO:HA	1:B:1072:GLU:HA	1.94	0.48
1:C:489:TYR:CD2	4:H:101:TYR:CE2	2.87	0.48
2:G:214:LYS:NZ	2:G:216:GLU:HB2	2.28	0.48
4:H:54:ASN:ND2	4:H:56:ASP:OD2	2.47	0.48
1:A:67:ALA:HB3	1:A:263:ALA:HB3	1.96	0.48
1:A:130:VAL:HG21	1:A:231:ILE:HG12	1.95	0.48
1:B:422:ASN:HD21	1:B:454:ARG:N	2.05	0.48
1:B:474:GLN:HA	1:B:487:ASN:O	2.13	0.48
1:C:34:ARG:NH1	1:C:219:GLY:O	2.46	0.48
1:C:454:ARG:HH22	1:C:471:GLU:H	1.62	0.48
1:C:401:VAL:HG23	1:C:509:ARG:NH1	2.28	0.48
2:E:82:MET:HB3	2:E:85:LEU:HD21	1.96	0.48
4:H:113:ASP:OD1	4:H:114:MET:N	2.47	0.48
4:H:182:ALA:HB3	4:H:184:ARG:HH12	1.78	0.48
1:A:351:TYR:CE1	1:A:452:ARG:HB2	2.49	0.48
1:A:523:THR:CG2	1:C:230:PRO:HG3	2.26	0.48
1:B:782:PHE:CZ	1:B:1060:VAL:HG22	2.48	0.48
1:C:399:SER:HB2	1:C:509:ARG:HH21	1.78	0.48

*Continued on next page...*



*Continued from previous page...*

Atom-1	Atom-2	Interatomic distance (Å)	Clash overlap (Å)
1:A:422:ASN:ND2	1:A:454:ARG:H	2.06	0.48
1:A:521:PRO:HD3	1:C:199:GLY:O	2.09	0.48
1:A:715:PRO:HA	1:A:1072:GLU:HA	1.96	0.48
1:A:1075:PHE:HB3	1:A:1096:VAL:HG13	1.96	0.48
1:C:826:VAL:HG13	1:C:1057:PRO:HG2	1.96	0.48
1:A:36:VAL:HG23	1:A:222:ALA:HA	1.94	0.47
1:A:100:ILE:HG22	1:A:242:LEU:HD23	1.96	0.47
1:B:351:TYR:CE1	1:B:452:ARG:HB2	2.49	0.47
1:C:347:PHE:HB3	1:C:509:ARG:NH2	2.29	0.47
1:C:417:ASN:HA	1:C:421:TYR:CD2	2.47	0.47
1:C:505:HIS:NE2	4:H:167:SER:CB	2.76	0.47
1:C:398:ASP:HB2	1:C:512:VAL:HG12	1.96	0.47
2:E:127:PRO:HA	2:E:213:LYS:NZ	2.29	0.47
2:G:127:PRO:HA	2:G:213:LYS:NZ	2.29	0.47
1:C:417:ASN:HA	1:C:421:TYR:HD2	1.79	0.47
4:H:6:GLU:HB2	4:H:119:THR:HG23	1.96	0.47
4:H:115:TRP:CZ2	4:H:183:PRO:HB2	2.48	0.47
1:B:402:ILE:CD1	1:B:410:ILE:HG13	2.43	0.47
3:D:7:SER:HB2	3:D:8:PRO:HD3	1.95	0.47
1:A:402:ILE:CD1	1:A:410:ILE:HG13	2.43	0.47
1:A:474:GLN:HA	1:A:487:ASN:O	2.13	0.47
1:B:34:ARG:NH1	1:B:219:GLY:O	2.47	0.47
1:B:612:TYR:HB2	1:B:649:CYS:SG	2.55	0.47
1:C:421:TYR:CD1	1:C:457:ARG:HB3	2.48	0.47
1:C:363:ALA:HB2	1:C:524:VAL:CG1	2.45	0.47
3:F:136:LEU:HB3	3:F:175:LEU:HB3	1.97	0.47
3:F:140:TYR:HD1	3:F:141:PRO:HA	1.80	0.47
1:C:406:GLU:OE2	4:H:105:LEU:CB	2.62	0.47
2:E:2:VAL:CA	2:E:25:SER:OG	2.43	0.47
2:E:39:GLN:HB2	2:E:45:LEU:HG	1.97	0.47
1:C:403:ARG:HH21	1:C:495:TYR:HB3	1.77	0.47
1:C:454:ARG:HH11	1:C:457:ARG:HH21	1.60	0.47
1:A:520:ALA:CB	1:C:232:GLY:HA3	2.45	0.47
1:C:813:SER:HB3	1:C:815:ARG:HG3	1.96	0.47
3:D:140:TYR:HD1	3:D:141:PRO:HA	1.79	0.47
1:B:422:ASN:ND2	1:B:454:ARG:H	2.06	0.47
2:G:63:VAL:HB	2:G:67:PHE:HB2	1.97	0.47
1:B:530:SER:OG	1:B:531:THR:N	2.48	0.46
4:H:102:TYR:HB3	4:H:171:TYR:OH	2.15	0.46
1:C:335:LEU:HA	1:C:362:VAL:H	1.80	0.46
1:B:749:CYS:HA	1:B:752:LEU:HD12	1.97	0.46

*Continued on next page...*

*Continued from previous page...*

Atom-1	Atom-2	Interatomic distance (Å)	Clash overlap (Å)
1:C:752:LEU:O	1:C:755:GLN:HG2	2.15	0.46
2:E:185:VAL:HG21	3:D:135:LEU:HD11	1.98	0.46
1:C:447:GLY:HA2	1:C:497:PHE:O	2.15	0.46
2:E:33:TYR:HB2	2:E:98:ASP:O	2.16	0.46
2:G:82:MET:HB3	2:G:85:LEU:HD21	1.96	0.46
1:B:826:VAL:HG13	1:B:1057:PRO:HG2	1.98	0.46
1:C:403:ARG:HB3	1:C:406:GLU:OE1	2.16	0.46
3:D:142:ARG:CG	3:D:173:TYR:CZ	2.97	0.46
4:H:65:LYS:HE2	4:H:65:LYS:HB2	1.84	0.46
1:A:479:PRO:O	1:A:480:CYS:HB3	2.16	0.46
1:A:825:LYS:HA	1:A:825:LYS:HD3	1.77	0.46
1:B:64:TRP:HD1	1:B:65:PHE:N	2.13	0.46
1:B:194:PHE:HD1	1:B:203:ILE:HG12	1.80	0.46
2:E:63:VAL:HB	2:E:67:PHE:HB2	1.97	0.46
3:D:126:LYS:O	3:D:126:LYS:CG	2.63	0.46
2:G:12:VAL:HG22	2:G:13:GLN:H	1.80	0.46
1:B:68:ILE:HG13	1:B:69:HIS:H	1.80	0.46
1:B:338:PHE:HE1	1:B:358:ILE:HG13	1.81	0.46
3:D:42:LYS:NZ	3:D:45:ARG:HG3	2.31	0.46
1:B:480:CYS:SG	1:B:480:CYS:O	2.74	0.46
1:B:763:LEU:HG	1:B:1008:VAL:HG21	1.97	0.46
1:C:669:GLY:HA2	1:C:697:MET:HE2	1.97	0.46
2:E:106:SER:O	2:E:107:TRP:CD1	2.68	0.46
2:G:106:SER:O	2:G:107:TRP:CD1	2.68	0.46
1:A:338:PHE:HE1	1:A:358:ILE:HG13	1.81	0.46
1:B:662:CYS:HB2	1:B:671:CYS:HB3	1.69	0.46
2:G:33:TYR:HB2	2:G:98:ASP:O	2.16	0.46
1:C:440:LYS:HA	1:C:440:LYS:HD2	1.75	0.45
1:A:480:CYS:O	1:A:480:CYS:SG	2.74	0.45
1:A:713:ALA:HB3	1:C:894:LEU:HB3	1.99	0.45
1:B:466:ARG:HE	1:B:466:ARG:HB3	1.56	0.45
1:B:470:THR:HG23	1:B:490:PHE:CE1	2.51	0.45
1:B:1093:GLY:HA3	1:B:1105:THR:O	2.16	0.45
3:F:142:ARG:CG	3:F:173:TYR:CZ	2.97	0.45
1:A:986:PRO:O	1:A:990:GLU:HG2	2.17	0.45
1:C:505:HIS:CE1	4:H:169:HIS:HB2	2.52	0.45
3:D:42:LYS:HZ1	3:D:45:ARG:HG3	1.81	0.45
1:A:199:GLY:O	1:B:521:PRO:CG	2.64	0.45
1:C:782:PHE:CZ	1:C:1060:VAL:HG22	2.52	0.45
2:E:12:VAL:HG22	2:E:13:GLN:H	1.80	0.45
3:D:136:LEU:HB3	3:D:175:LEU:HB3	1.97	0.45

*Continued on next page...*

*Continued from previous page...*

Atom-1	Atom-2	Interatomic distance (Å)	Clash overlap (Å)
3:F:135:LEU:HD11	2:G:185:VAL:HG21	1.97	0.45
1:B:64:TRP:HE1	1:B:264:ALA:HB1	1.81	0.45
1:B:364:ASP:OD1	1:B:527:PRO:HD3	2.12	0.45
2:G:39:GLN:HB2	2:G:45:LEU:HG	1.97	0.45
2:G:90:THR:HG23	2:G:114:THR:HA	1.98	0.45
4:H:98:LYS:CB	4:H:114:MET:HB2	2.47	0.45
1:A:444:LYS:CE	1:A:447:GLY:O	2.65	0.45
1:A:1083:HIS:O	1:A:1086:LYS:HG2	2.17	0.45
1:B:456:PHE:HZ	2:G:100:PRO:CD	2.07	0.45
1:B:994:ASP:O	1:B:998:THR:HG23	2.17	0.45
1:C:125:ASN:HA	1:C:174:PRO:HD3	1.98	0.45
1:C:715:PRO:HA	1:C:1072:GLU:HA	1.99	0.45
2:E:213:LYS:HZ2	2:E:215:VAL:HG22	1.82	0.45
4:H:33:ALA:N	4:H:99:ASP:HB2	2.31	0.45
1:B:489:TYR:OH	2:G:99:ILE:CD1	2.65	0.45
1:C:197:ILE:HG13	1:C:198:ASP:N	2.31	0.45
2:E:204:HIS:ND1	2:E:207:SER:OG	2.32	0.45
1:B:444:LYS:CE	1:B:447:GLY:O	2.65	0.45
1:B:479:PRO:O	1:B:480:CYS:HB3	2.16	0.45
1:B:1082:CYS:HB2	1:B:1126:CYS:HB2	1.86	0.45
1:C:453:TYR:CE2	1:C:455:LEU:HD13	2.52	0.45
3:F:42:LYS:NZ	3:F:45:ARG:HG3	2.31	0.45
3:F:46:LEU:O	3:F:46:LEU:HG	2.15	0.45
4:H:104:ILE:HG22	4:H:105:LEU:N	2.26	0.45
1:A:32:PHE:O	1:A:34:ARG:N	2.49	0.45
1:A:662:CYS:HB2	1:A:671:CYS:HB3	1.70	0.45
1:A:808:ASP:OD2	1:A:811:LYS:NZ	2.49	0.45
2:E:90:THR:HG23	2:E:114:THR:HA	1.98	0.45
2:G:29:VAL:HG22	2:G:76:ASN:HA	1.99	0.45
1:C:439:ASN:ND2	1:C:506:GLN:OE1	2.50	0.44
2:E:37:VAL:HG21	2:E:107:TRP:CZ3	2.52	0.44
3:D:46:LEU:O	3:D:46:LEU:HG	2.15	0.44
1:C:196:ASN:HD22	1:C:235:ILE:HD12	1.82	0.44
3:F:126:LYS:O	3:F:126:LYS:CG	2.63	0.44
4:H:157:ARG:NH1	4:H:159:THR:OG1	2.51	0.44
1:B:83:VAL:HG22	1:B:239:GLN:HE21	1.83	0.44
2:E:64:LYS:HA	2:E:64:LYS:HE2	1.99	0.44
4:H:6:GLU:H	4:H:117:GLN:HE22	1.64	0.44
4:H:19:ARG:HB2	4:H:82:GLN:HE22	1.82	0.44
1:B:197:ILE:HG13	1:B:198:ASP:N	2.32	0.44
1:B:330:PRO:HB2	1:B:331:ASN:H	1.30	0.44

*Continued on next page...*

*Continued from previous page...*

Atom-1	Atom-2	Interatomic distance (Å)	Clash overlap (Å)
1:B:597:VAL:HG13	1:B:608:VAL:HG13	1.99	0.44
1:C:386:LYS:HD3	1:C:386:LYS:N	2.32	0.44
2:G:64:LYS:HE2	2:G:64:LYS:HA	1.99	0.44
1:A:64:TRP:HD1	1:A:65:PHE:N	2.16	0.44
1:A:1139:ASP:OD1	1:A:1139:ASP:N	2.48	0.44
2:G:37:VAL:HG21	2:G:107:TRP:CZ3	2.52	0.44
4:H:175:TYR:O	4:H:225:TYR:HA	2.17	0.44
1:A:521:PRO:CG	1:C:230:PRO:O	2.65	0.44
1:C:374:PHE:HB2	1:C:377:PHE:HB2	2.00	0.44
2:G:7:SER:HA	2:G:111:THR:HG22	1.91	0.44
2:E:193:LEU:HB3	2:E:217:PRO:HG2	1.99	0.44
1:A:470:THR:HG23	1:A:490:PHE:CE1	2.51	0.44
1:B:461:LEU:HD23	1:B:461:LEU:HA	1.88	0.44
1:C:406:GLU:OE2	4:H:105:LEU:HB3	2.18	0.44
2:G:128:LEU:HD11	2:G:145:LEU:HB2	2.00	0.44
2:G:193:LEU:HB3	2:G:217:PRO:HG2	1.99	0.44
1:A:324:GLU:HB3	1:A:539:VAL:HG23	2.00	0.44
1:C:335:LEU:HG	1:C:362:VAL:HB	1.99	0.44
2:E:29:VAL:HG22	2:E:76:ASN:HA	1.99	0.44
1:B:37:TYR:HB3	1:B:223:LEU:HB2	1.99	0.43
1:B:356:LYS:HE3	1:B:356:LYS:HB3	1.83	0.43
1:B:977:LEU:HD21	1:B:1000:ARG:HH12	1.82	0.43
1:C:385:THR:OG1	1:C:387:LEU:HG	2.18	0.43
1:A:197:ILE:HG13	1:A:198:ASP:N	2.33	0.43
1:A:230:PRO:HB2	1:B:521:PRO:HB2	1.99	0.43
1:B:368:LEU:O	1:B:369:TYR:HB2	2.18	0.43
1:C:662:CYS:HB2	1:C:671:CYS:HB3	1.75	0.43
2:E:86:ARG:HG2	2:E:87:ALA:H	1.83	0.43
1:B:365:TYR:HH	1:B:395:VAL:HG21	1.75	0.43
1:C:1093:GLY:HA3	1:C:1105:THR:O	2.19	0.43
1:A:356:LYS:HE3	1:A:356:LYS:HB3	1.82	0.43
1:C:612:TYR:HB2	1:C:649:CYS:SG	2.59	0.43
1:C:666:ILE:HD11	1:C:672:ALA:HB2	2.00	0.43
1:A:475:ALA:CA	2:E:31:ARG:HH12	2.32	0.43
1:A:196:ASN:HD22	1:A:235:ILE:HD12	1.83	0.43
1:A:722:VAL:HG22	1:A:1065:VAL:HG22	2.01	0.43
1:A:826:VAL:HG13	1:A:1057:PRO:HG2	2.00	0.43
1:B:762:GLN:HG2	1:B:765:ARG:HH22	1.83	0.43
1:C:206:LYS:HB3	1:C:223:LEU:HD23	2.01	0.43
1:C:1126:CYS:HB2	1:C:1132:ILE:HD13	2.00	0.43
4:H:68:PHE:CE2	4:H:83:MET:HB2	2.54	0.43

*Continued on next page...*

*Continued from previous page...*

Atom-1	Atom-2	Interatomic distance (Å)	Clash overlap (Å)
1:A:752:LEU:HD21	1:A:990:GLU:OE1	2.19	0.43
1:B:382:VAL:CB	1:B:387:LEU:HD11	2.49	0.43
3:D:107:LYS:HG3	3:D:140:TYR:OH	2.19	0.43
3:D:138:ASN:HA	3:D:172:THR:HB	2.01	0.43
1:A:296:LEU:HB2	1:A:608:VAL:HG21	2.01	0.43
1:A:489:TYR:OH	2:E:99:ILE:CD1	2.65	0.43
1:B:96:GLU:OE1	1:B:99:ASN:N	2.49	0.43
1:B:993:ILE:O	1:B:997:ILE:HG12	2.19	0.43
1:B:1126:CYS:HB2	1:B:1132:ILE:HD13	2.00	0.43
1:C:815:ARG:NH1	1:C:820:ASP:OD1	2.52	0.43
3:D:33:LEU:HA	3:D:89:GLN:O	2.19	0.43
3:F:33:LEU:HA	3:F:89:GLN:O	2.19	0.43
1:A:368:LEU:O	1:A:369:TYR:HB2	2.18	0.43
1:A:445:VAL:HA	1:A:499:PRO:CD	2.49	0.43
1:B:296:LEU:HB2	1:B:608:VAL:HG21	2.01	0.43
1:B:866:THR:OG1	1:B:869:MET:HG3	2.19	0.43
1:C:426:PRO:HG2	1:C:429:PHE:HB2	2.01	0.43
1:C:448:ASN:HB3	1:C:497:PHE:CD2	2.51	0.43
3:F:69:THR:H	3:F:69:THR:HG23	1.50	0.43
2:G:86:ARG:HG2	2:G:87:ALA:H	1.83	0.43
4:H:68:PHE:CZ	4:H:83:MET:HB2	2.53	0.43
1:B:85:PRO:HD2	1:B:269:TYR:OH	2.19	0.42
1:B:168:PHE:HE2	1:B:229:LEU:HD13	1.84	0.42
1:B:445:VAL:HA	1:B:499:PRO:CD	2.49	0.42
1:C:472:ILE:HG13	1:C:490:PHE:HD1	1.84	0.42
3:F:107:LYS:HG3	3:F:140:TYR:OH	2.19	0.42
2:G:127:PRO:HA	2:G:213:LYS:HZ1	1.84	0.42
4:H:176:GLN:HB2	4:H:186:LEU:HD11	2.00	0.42
1:A:68:ILE:HG13	1:A:69:HIS:H	1.84	0.42
1:A:461:LEU:HD23	1:A:461:LEU:HA	1.88	0.42
1:B:342:PHE:CB	1:B:371:PHE:HZ	2.26	0.42
1:B:374:PHE:HD2	1:B:377:PHE:HB2	1.84	0.42
3:D:138:ASN:N	3:D:173:TYR:O	2.49	0.42
3:F:61:ARG:HB3	3:F:76:SER:HB3	2.01	0.42
4:H:200:ARG:HG3	4:H:201:PHE:CD1	2.52	0.42
1:A:172:SER:OG	1:A:173:GLN:N	2.53	0.42
1:A:310:LYS:HG3	1:A:600:PRO:HA	2.02	0.42
1:B:475:ALA:CA	2:G:31:ARG:HH12	2.32	0.42
1:C:403:ARG:H	4:H:105:LEU:HD13	1.82	0.42
4:H:177:GLN:O	4:H:223:ALA:HB1	2.19	0.42
1:A:374:PHE:HD2	1:A:377:PHE:HB2	1.84	0.42

*Continued on next page...*

*Continued from previous page...*

Atom-1	Atom-2	Interatomic distance (Å)	Clash overlap (Å)
1:A:382:VAL:CB	1:A:387:LEU:HD11	2.49	0.42
1:A:520:ALA:HB2	1:C:232:GLY:H	1.74	0.42
2:E:12:VAL:HG12	2:E:115:VAL:HG12	2.01	0.42
3:F:138:ASN:HA	3:F:172:THR:HB	2.01	0.42
2:G:213:LYS:HZ2	2:G:215:VAL:HG22	1.83	0.42
4:H:47:TRP:HH2	4:H:59:ALA:HB1	1.84	0.42
4:H:177:GLN:HA	4:H:183:PRO:HB3	2.02	0.42
1:C:1082:CYS:HB2	1:C:1126:CYS:HB2	1.84	0.42
2:G:29:VAL:CG2	2:G:76:ASN:HA	2.50	0.42
2:G:204:HIS:ND1	2:G:207:SER:OG	2.32	0.42
4:H:2:VAL:HA	4:H:26:GLY:HA3	2.02	0.42
4:H:29:PHE:CD2	4:H:77:ASN:HA	2.54	0.42
4:H:51:LEU:HB2	4:H:70:ILE:HD13	2.02	0.42
1:A:993:ILE:O	1:A:997:ILE:HG12	2.19	0.42
1:B:501:TYR:HD1	1:B:501:TYR:HA	1.67	0.42
1:C:442:ASP:C	1:C:448:ASN:HD22	2.22	0.42
2:E:128:LEU:HD11	2:E:145:LEU:HB2	2.00	0.42
3:D:113:PRO:HB3	3:D:139:PHE:HB3	2.02	0.42
1:A:1082:CYS:HB2	1:A:1126:CYS:HB2	1.77	0.42
1:A:1097:SER:HB3	1:A:1102:TRP:CD2	2.55	0.42
1:C:32:PHE:O	1:C:34:ARG:N	2.53	0.42
1:C:449:TYR:O	1:C:452:ARG:NH1	2.52	0.42
1:C:1086:LYS:HA	1:C:1125:ASN:HA	2.02	0.42
3:D:61:ARG:HB3	3:D:76:SER:HB3	2.01	0.42
3:F:30:ASN:O	3:F:71:PHE:HZ	2.03	0.42
2:G:12:VAL:HG12	2:G:115:VAL:HG12	2.01	0.42
2:G:209:THR:HG22	2:G:211:VAL:HG23	2.02	0.42
1:B:96:GLU:OE1	1:B:98:SER:N	2.46	0.42
1:C:989:ALA:O	1:C:993:ILE:HG12	2.20	0.42
1:B:776:LYS:HE3	1:B:780:GLU:OE2	2.20	0.42
1:C:346:ARG:NE	1:C:347:PHE:H	2.16	0.42
1:A:374:PHE:CZ	1:A:434:ILE:HG21	2.54	0.41
1:C:399:SER:CB	1:C:509:ARG:HH21	2.33	0.41
1:B:67:ALA:HB1	1:B:242:LEU:HD21	2.02	0.41
1:C:387:LEU:HD22	1:C:390:LEU:HD13	2.01	0.41
1:C:406:GLU:OE1	1:C:406:GLU:N	2.53	0.41
3:F:42:LYS:HG2	3:F:43:ALA:N	2.35	0.41
2:G:45:LEU:CD2	2:G:107:TRP:HZ3	2.33	0.41
1:C:205:SER:HB3	1:C:226:LEU:CD1	2.49	0.41
1:C:351:TYR:CE1	1:C:452:ARG:HB2	2.55	0.41
1:C:433:VAL:O	1:C:434:ILE:HD13	2.19	0.41

*Continued on next page...*

*Continued from previous page...*

Atom-1	Atom-2	Interatomic distance (Å)	Clash overlap (Å)
1:C:945:LEU:HD12	1:C:948:LEU:HD12	2.01	0.41
3:F:135:LEU:HD21	3:F:137:ASN:ND2	2.35	0.41
4:H:33:ALA:H	4:H:99:ASP:HB2	1.85	0.41
3:F:42:LYS:HZ1	3:F:45:ARG:HG3	1.86	0.41
1:B:750:SER:O	1:B:754:LEU:HG	2.21	0.41
1:B:1083:HIS:O	1:B:1086:LYS:HG2	2.20	0.41
1:C:351:TYR:O	1:C:468:ILE:HG12	2.20	0.41
2:E:29:VAL:CG2	2:E:76:ASN:HA	2.50	0.41
2:E:45:LEU:CD2	2:E:107:TRP:HZ3	2.33	0.41
3:D:30:ASN:O	3:D:71:PHE:HZ	2.03	0.41
4:H:38:ARG:HB2	4:H:48:VAL:CG2	2.51	0.41
3:D:63:SER:OG	3:D:74:THR:OG1	2.29	0.41
3:D:83:ILE:HG22	3:D:103:ARG:HH12	1.86	0.41
4:H:38:ARG:HG3	4:H:94:TYR:HE1	1.85	0.41
1:B:444:LYS:HE2	1:B:447:GLY:O	2.21	0.41
1:C:58:PHE:CD2	1:C:290:ASP:HB2	2.56	0.41
1:C:348:ALA:O	1:C:400:PHE:HA	2.20	0.41
4:H:169:HIS:ND1	4:H:170:ASN:N	2.68	0.41
1:B:106:PHE:HE2	1:B:119:ILE:HD12	1.86	0.41
1:B:386:LYS:O	1:B:389:ASP:HB2	2.21	0.41
1:B:537:LYS:C	1:B:551:VAL:HG12	2.40	0.41
1:C:1083:HIS:O	1:C:1086:LYS:HG2	2.21	0.41
1:A:521:PRO:CG	1:C:199:GLY:C	2.82	0.41
1:A:986:PRO:HA	1:A:989:ALA:HB3	2.02	0.41
1:C:355:ARG:HG3	1:C:396:TYR:CD1	2.55	0.41
1:C:473:TYR:HB2	1:C:491:PRO:HD3	2.03	0.41
4:H:85:ASN:O	4:H:87:ARG:NH1	2.54	0.41
1:A:34:ARG:NH1	1:A:219:GLY:O	2.54	0.41
1:A:386:LYS:O	1:A:389:ASP:HB2	2.21	0.41
1:C:46:SER:CA	1:C:279:TYR:O	2.63	0.41
2:E:209:THR:HG22	2:E:211:VAL:HG23	2.01	0.41
2:G:101:ARG:HE	2:G:101:ARG:HB2	1.59	0.41
1:A:331:ASN:HB2	1:A:580:GLN:HA	2.03	0.40
1:B:1048:HIS:HA	1:B:1066:THR:HG22	2.03	0.40
1:C:412:PRO:HB3	1:C:426:PRO:O	2.21	0.40
1:C:424:LYS:HD2	1:C:463:PRO:HD3	2.04	0.40
3:F:108:ARG:NH2	3:F:109:THR:OG1	2.52	0.40
3:F:113:PRO:HB3	3:F:139:PHE:HB3	2.02	0.40
1:A:399:SER:HA	1:A:510:VAL:O	2.21	0.40
1:B:119:ILE:HG12	1:B:128:ILE:HG12	2.03	0.40
1:B:729:VAL:HG21	1:B:1060:VAL:HG23	2.03	0.40

*Continued on next page...*



Continued from previous page...

Atom-1	Atom-2	Interatomic distance (Å)	Clash overlap (Å)
1:C:68:ILE:HG13	1:C:69:HIS:N	2.36	0.40
1:C:456:PHE:H	1:C:491:PRO:HB3	1.85	0.40
3:D:135:LEU:HD21	3:D:137:ASN:ND2	2.35	0.40
4:H:72:ARG:NH2	4:H:74:ASN:OD1	2.47	0.40
1:A:444:LYS:HE2	1:A:447:GLY:O	2.21	0.40
1:B:1084:ASP:HB3	1:B:1086:LYS:HE3	2.02	0.40
1:C:168:PHE:CZ	1:C:229:LEU:HD22	2.57	0.40
1:C:197:ILE:HG13	1:C:198:ASP:H	1.85	0.40
1:C:644:GLN:NE2	1:C:648:GLY:O	2.53	0.40
2:E:155:THR:OG1	2:E:203:ASN:ND2	2.51	0.40
3:D:42:LYS:HG2	3:D:43:ALA:N	2.35	0.40
3:F:33:LEU:HD23	3:F:51:ALA:HB2	2.03	0.40
2:G:24:ALA:HB3	2:G:76:ASN:ND2	2.36	0.40
1:A:338:PHE:CE1	1:A:358:ILE:HG13	2.56	0.40
1:A:382:VAL:HG21	1:A:515:PHE:CD2	2.56	0.40
1:B:312:ILE:HD12	1:B:598:ILE:HD11	2.03	0.40
1:C:502:GLY:O	1:C:506:GLN:HG2	2.22	0.40
1:C:1048:HIS:HA	1:C:1066:THR:HG22	2.02	0.40
2:E:114:THR:HG23	2:E:114:THR:O	2.22	0.40
2:G:36:TRP:HE1	2:G:78:LEU:HG	1.87	0.40
2:G:155:THR:OG1	2:G:203:ASN:ND2	2.50	0.40
2:G:166:GLY:O	2:G:186:VAL:HA	2.22	0.40
1:B:374:PHE:CZ	1:B:434:ILE:HG21	2.54	0.40
1:B:382:VAL:HG21	1:B:515:PHE:CD2	2.56	0.40
3:F:83:ILE:HG22	3:F:103:ARG:HH12	1.86	0.40
2:G:5:VAL:O	2:G:5:VAL:CG2	2.69	0.40
4:H:36:TRP:CZ3	4:H:96:CYS:HB3	2.56	0.40

There are no symmetry-related clashes.

## 5.3 Torsion angles [i](#)

### 5.3.1 Protein backbone [i](#)

In the following table, the Percentiles column shows the percent Ramachandran outliers of the chain as a percentile score with respect to all PDB entries followed by that with respect to all EM entries.

The Analysed column shows the number of residues for which the backbone conformation was analysed, and the total number of residues.



Mol	Chain	Analysed	Favoured	Allowed	Outliers	Percentiles	
1	A	1000/1210 (83%)	962 (96%)	36 (4%)	2 (0%)	44	68
1	B	1004/1210 (83%)	973 (97%)	28 (3%)	3 (0%)	37	61
1	C	1004/1210 (83%)	934 (93%)	67 (7%)	3 (0%)	37	61
2	E	216/218 (99%)	209 (97%)	7 (3%)	0	100	100
2	G	216/218 (99%)	209 (97%)	7 (3%)	0	100	100
3	D	210/212 (99%)	201 (96%)	9 (4%)	0	100	100
3	F	210/212 (99%)	201 (96%)	9 (4%)	0	100	100
4	H	243/245 (99%)	221 (91%)	22 (9%)	0	100	100
All	All	4103/4735 (87%)	3910 (95%)	185 (4%)	8 (0%)	45	68

All (8) Ramachandran outliers are listed below:

Mol	Chain	Res	Type
1	B	529	LYS
1	C	529	LYS
1	A	529	LYS
1	A	530	SER
1	B	530	SER
1	B	330	PRO
1	C	332	ILE
1	C	383	SER

### 5.3.2 Protein sidechains ⓘ

In the following table, the Percentiles column shows the percent sidechain outliers of the chain as a percentile score with respect to all PDB entries followed by that with respect to all EM entries.

The Analysed column shows the number of residues for which the sidechain conformation was analysed, and the total number of residues.

Mol	Chain	Analysed	Rotameric	Outliers	Percentiles	
1	A	820/1055 (78%)	811 (99%)	9 (1%)	70	87
1	B	820/1055 (78%)	811 (99%)	9 (1%)	70	87
1	C	820/1055 (78%)	820 (100%)	0	100	100
2	E	182/182 (100%)	181 (100%)	1 (0%)	86	95
2	G	182/182 (100%)	181 (100%)	1 (0%)	86	95
3	D	187/187 (100%)	185 (99%)	2 (1%)	70	87

*Continued on next page...*

*Continued from previous page...*

Mol	Chain	Analysed	Rotameric	Outliers	Percentiles	
3	F	187/187 (100%)	185 (99%)	2 (1%)	70	87
4	H	193/193 (100%)	191 (99%)	2 (1%)	73	89
All	All	3391/4096 (83%)	3365 (99%)	26 (1%)	77	91

All (26) residues with a non-rotameric sidechain are listed below:

Mol	Chain	Res	Type
1	A	355	ARG
1	A	368	LEU
1	A	375	PHE
1	A	379	CYS
1	A	398	ASP
1	A	433	VAL
1	A	453	TYR
1	A	472	ILE
1	A	488	CYS
1	B	355	ARG
1	B	368	LEU
1	B	375	PHE
1	B	379	CYS
1	B	398	ASP
1	B	433	VAL
1	B	453	TYR
1	B	472	ILE
1	B	488	CYS
2	E	218	LYS
3	D	33	LEU
3	D	61	ARG
3	F	33	LEU
3	F	61	ARG
2	G	218	LYS
4	H	142	ARG
4	H	163	ARG

Sometimes sidechains can be flipped to improve hydrogen bonding and reduce clashes. All (16) such sidechains are listed below:

Mol	Chain	Res	Type
1	A	394	ASN
1	A	422	ASN
1	A	901	GLN

*Continued on next page...*

*Continued from previous page...*

Mol	Chain	Res	Type
1	B	207	HIS
1	B	360	ASN
1	B	422	ASN
1	C	405	ASN
1	C	439	ASN
1	C	460	ASN
2	E	32	ASN
2	E	76	ASN
3	D	27	GLN
3	F	27	GLN
2	G	32	ASN
2	G	76	ASN
4	H	229	GLN

### 5.3.3 RNA [i](#)

There are no RNA molecules in this entry.

### 5.4 Non-standard residues in protein, DNA, RNA chains [i](#)

There are no non-standard protein/DNA/RNA residues in this entry.

### 5.5 Carbohydrates [i](#)

There are no oligosaccharides in this entry.

### 5.6 Ligand geometry [i](#)

There are no ligands in this entry.

### 5.7 Other polymers [i](#)

There are no such residues in this entry.

### 5.8 Polymer linkage issues [i](#)

The following chains have linkage breaks:

Mol	Chain	Number of breaks
1	A	4
1	C	4
1	B	2
2	E	2
2	G	2

All chain breaks are listed below:

Model	Chain	Residue-1	Atom-1	Residue-2	Atom-2	Distance (Å)
1	A	321:GLN	C	322:PRO	N	3.93
1	C	333:THR	C	334:ASN	N	3.40
1	A	526:GLY	C	527:PRO	N	3.36
1	B	322:PRO	C	323:THR	N	3.26
1	A	333:THR	C	334:ASN	N	2.99
1	B	526:GLY	C	527:PRO	N	2.75
1	C	526:GLY	C	527:PRO	N	2.26
1	A	330:PRO	C	331:ASN	N	2.11
1	C	330:PRO	C	331:ASN	N	1.98
1	E	2:VAL	C	3:GLN	N	1.20
1	G	2:VAL	C	3:GLN	N	1.20
1	G	103:GLY	C	104:GLY	N	1.13
1	E	103:GLY	C	104:GLY	N	1.12
1	C	529:LYS	C	530:SER	N	0.71