



# Full wwPDB EM Validation Report ⓘ

Dec 11, 2024 – 10:20 AM JST

PDB ID : 7XZH  
EMDB ID : EMD-33527  
Title : Cryo-EM structure of human LRRC8A  
Authors : Liu, H.; Liao, J.  
Deposited on : 2022-06-02  
Resolution : 2.78 Å(reported)

This is a Full wwPDB EM Validation Report for a publicly released PDB entry.

We welcome your comments at [validation@mail.wwpdb.org](mailto:validation@mail.wwpdb.org)

A user guide is available at

<https://www.wwpdb.org/validation/2017/EMValidationReportHelp>

with specific help available everywhere you see the ⓘ symbol.

The types of validation reports are described at

<http://www.wwpdb.org/validation/2017/FAQs#types>.

---

The following versions of software and data (see [references ⓘ](#)) were used in the production of this report:

EMDB validation analysis : 0.0.1.dev113  
Mogul : 1.8.5 (274361), CSD as541be (2020)  
MolProbity : 4.02b-467  
buster-report : 1.1.7 (2018)  
Percentile statistics : 20231227.v01 (using entries in the PDB archive December 27th 2023)  
MapQ : 1.9.13  
Ideal geometry (proteins) : Engh & Huber (2001)  
Ideal geometry (DNA, RNA) : Parkinson et al. (1996)  
Validation Pipeline (wwPDB-VP) : 2.40

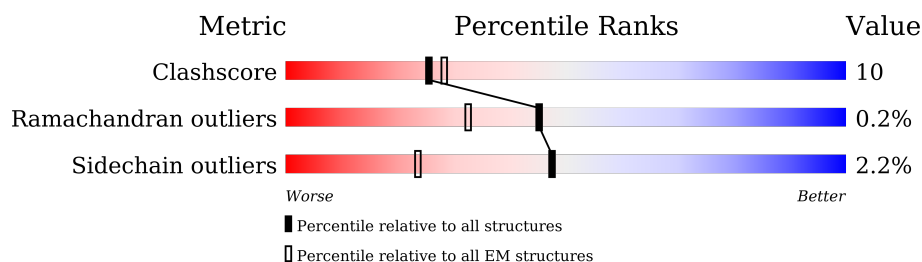
# 1 Overall quality at a glance

The following experimental techniques were used to determine the structure:

*ELECTRON MICROSCOPY*

The reported resolution of this entry is 2.78 Å.

Percentile scores (ranging between 0-100) for global validation metrics of the entry are shown in the following graphic. The table shows the number of entries on which the scores are based.



Metric	Whole archive (#Entries)	EM structures (#Entries)
Clashscore	210492	15764
Ramachandran outliers	207382	16835
Sidechain outliers	206894	16415

The table below summarises the geometric issues observed across the polymeric chains and their fit to the map. The red, orange, yellow and green segments of the bar indicate the fraction of residues that contain outliers for  $\geq 3$ , 2, 1 and 0 types of geometric quality criteria respectively. A grey segment represents the fraction of residues that are not modelled. The numeric value for each fraction is indicated below the corresponding segment, with a dot representing fractions  $\leq 5\%$ . The upper red bar (where present) indicates the fraction of residues that have poor fit to the EM map (all-atom inclusion  $< 40\%$ ). The numeric value is given above the bar.

Mol	Chain	Length	Quality of chain
1	A	808	<div> <div>38%</div> <div>73%</div> <div>16%</div> <div>• 10%</div> </div>
1	B	808	<div> <div>38%</div> <div>76%</div> <div>14%</div> <div>10%</div> </div>
1	C	808	<div> <div>38%</div> <div>75%</div> <div>15%</div> <div>• 10%</div> </div>
1	D	808	<div> <div>38%</div> <div>73%</div> <div>17%</div> <div>• 10%</div> </div>
1	E	808	<div> <div>38%</div> <div>72%</div> <div>18%</div> <div>• 10%</div> </div>
1	F	808	<div> <div>38%</div> <div>74%</div> <div>15%</div> <div>• 10%</div> </div>

## 2 Entry composition [i](#)

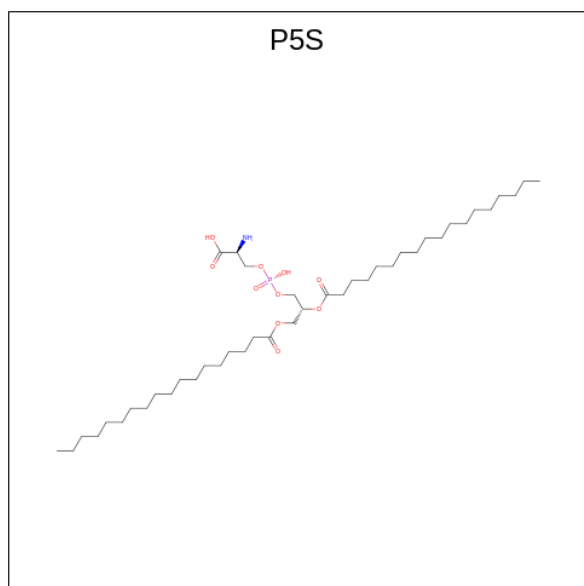
There are 4 unique types of molecules in this entry. The entry contains 37073 atoms, of which 0 are hydrogens and 0 are deuteriums.

In the tables below, the AltConf column contains the number of residues with at least one atom in alternate conformation and the Trace column contains the number of residues modelled with at most 2 atoms.

- Molecule 1 is a protein called Volume-regulated anion channel subunit LRRC8A.

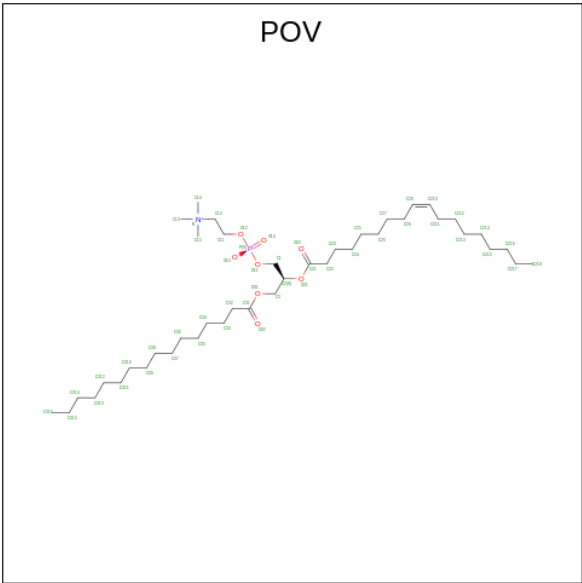
Mol	Chain	Residues	Atoms					AltConf	Trace
1	A	729	Total	C	N	O	S	0	0
			6025	3922	1013	1064	26		
1	B	730	Total	C	N	O	S	0	0
			6032	3926	1014	1066	26		
1	C	730	Total	C	N	O	S	0	0
			6032	3926	1014	1066	26		
1	D	730	Total	C	N	O	S	0	0
			6032	3926	1014	1066	26		
1	E	730	Total	C	N	O	S	0	0
			6032	3926	1014	1066	26		
1	F	730	Total	C	N	O	S	0	0
			6032	3926	1014	1066	26		

- Molecule 2 is O-[(R)-{[(2R)-2,3-bis(octadecanoyloxy)propyl]oxy}(hydroxy)phosphoryl]-L-serine (three-letter code: P5S) (formula: C<sub>42</sub>H<sub>82</sub>NO<sub>10</sub>P) (labeled as "Ligand of Interest" by depositor).



Mol	Chain	Residues	Atoms					AltConf
2	A	1	Total	C	N	O	P	0
			54	42	1	10	1	
2	B	1	Total	C	N	O	P	0
			54	42	1	10	1	
2	C	1	Total	C	N	O	P	0
			54	42	1	10	1	
2	D	1	Total	C	N	O	P	0
			54	42	1	10	1	
2	E	1	Total	C	N	O	P	0
			54	42	1	10	1	
2	F	1	Total	C	N	O	P	0
			54	42	1	10	1	

- Molecule 3 is (2S)-3-(hexadecanoyloxy)-2-[(9Z)-octadec-9-enoyloxy]propyl 2-(trimethylamm onio)ethyl phosphate (three-letter code: POV) (formula: C<sub>42</sub>H<sub>82</sub>NO<sub>8</sub>P).



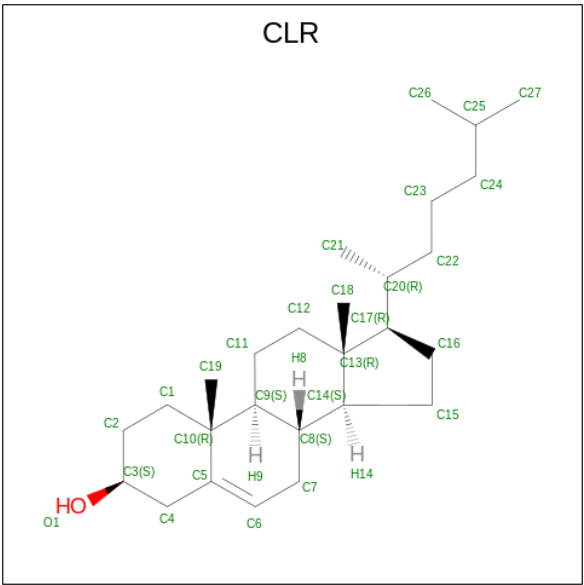
Mol	Chain	Residues	Atoms					AltConf
3	A	1	Total	C	N	O	P	0
			38	28	1	8	1	
3	B	1	Total	C	N	O	P	0
			38	28	1	8	1	
3	C	1	Total	C	N	O	P	0
			38	28	1	8	1	
3	D	1	Total	C	N	O	P	0
			38	28	1	8	1	
3	E	1	Total	C	N	O	P	0
			38	28	1	8	1	

Continued on next page...

Continued from previous page...

Mol	Chain	Residues	Atoms					AltConf
3	F	1	Total	C	N	O	P	0
			38	28	1	8	1	

- Molecule 4 is CHOLESTEROL (three-letter code: CLR) (formula: C<sub>27</sub>H<sub>46</sub>O) (labeled as "Ligand of Interest" by depositor).



Mol	Chain	Residues	Atoms			AltConf
4	A	1	Total	C	O	0
			28	27	1	
4	A	1	Total	C	O	0
			28	27	1	
4	B	1	Total	C	O	0
			28	27	1	
4	B	1	Total	C	O	0
			28	27	1	
4	C	1	Total	C	O	0
			28	27	1	
4	C	1	Total	C	O	0
			28	27	1	
4	D	1	Total	C	O	0
			28	27	1	
4	D	1	Total	C	O	0
			28	27	1	
4	E	1	Total	C	O	0
			28	27	1	
4	E	1	Total	C	O	0
			28	27	1	


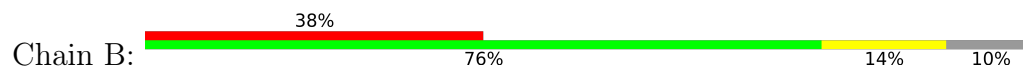
Continued on next page...

*Continued from previous page...*

Mol	Chain	Residues	Atoms			AltConf
4	F	1	Total	C	O	0
			28	27	1	
4	F	1	Total	C	O	0
			28	27	1	

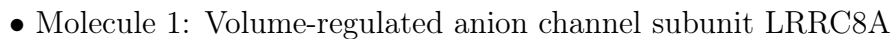



- Molecule 1: Volume-regulated anion channel subunit LRRC8A



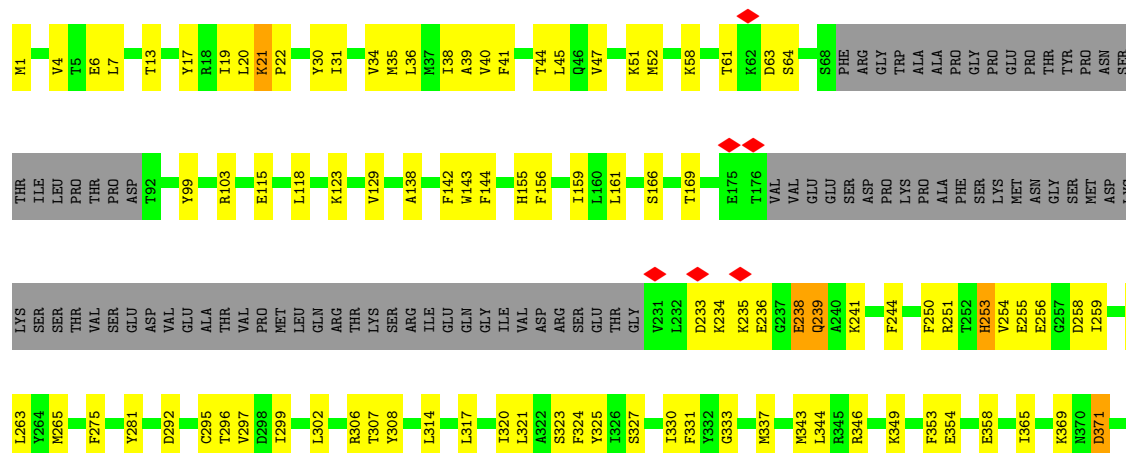
- Molecule 1: Volume-regulated anion channel subunit LRRC8A

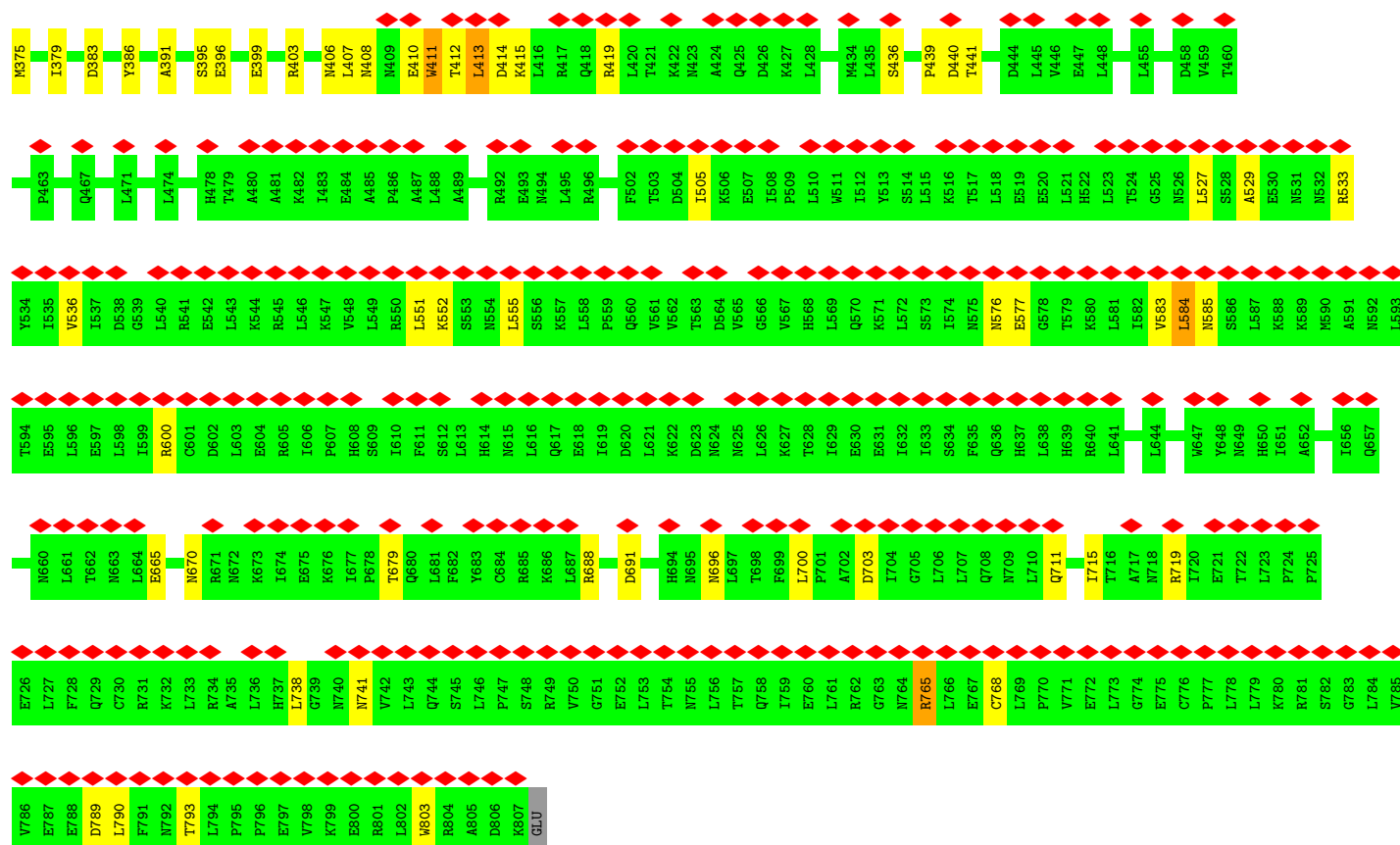




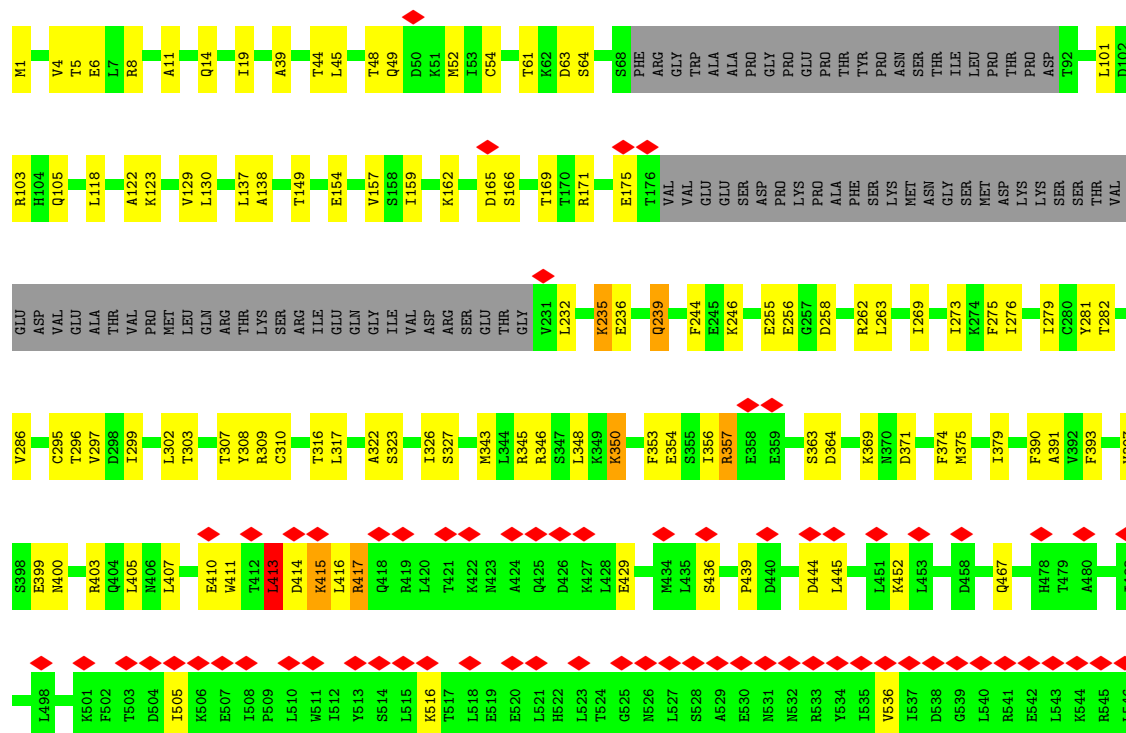
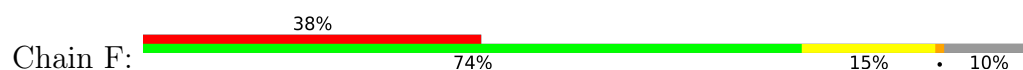


● Molecule 1: Volume-regulated anion channel subunit LRRRC8A





• Molecule 1: Volume-regulated anion channel subunit LRRC8A



L568	P569	Q560	T563	D564	V565	G566	V567	H568	L569	Q570	K571	L572	S573	I574	N575	N576	E577	G578	T579	K580	L581	I582	V583	L584	N585	S586	L587	K588	K589	M590	A591	N592	L593	T594	E595	L596	E597	L598	I599	R600	C601	D602	L603	E604	R605	I606	F607	H608	S609	I610	F611	S612	L613	H614	N615	L616	Q617	E618	
I619	D620	L621	K622	D623	N624	N625	L626	K627	T628	I629	E630	E631	I632	I633	S634	F635	Q636	H637	L638	H639	R640	L641	T642	C643	L644	K645	L646	W647	Y648	N649	H650	I651	A652	Y653	I654	P655	I656	Q657	I658	G659	N660	L661	T662	N663	L664	L667	Y668	L669	K673	I674	E675	K676	I677	P678	T679	Q680	L681		
F682	Y683	C684	R685	K686	L687	R688	Y689	L690	D691	L692	N696	L697	T698	F699	L700	P701	A702	D703	I704	G705	L706	L707	Q708	N709	L713	A714	I715	T716	A717	N718	R719	I720	E721	T722	L723	P724	P725	E726	L727	F728	Q729	C730	R731	K732	L733	R734	L738	G739	N740	N741	V742	L743	Q744	S745	L746	P747			
S748	R749	V750	G751	E752	L753	T754	N755	L756	T757	Q758	I759	E760	L761	R762	G763	N764	R765	L766	E767	C768	L769	F770	V771	E772	L773	G774	E775	C776	P777	L778	L779	K780	R781	S782	G783	L784	V785	V786	E787	E788	D789	L790	F791	N792	T793	L794	P795	P796	E797	V798	K799	E800	R801	L802	N803	R804	A805	D806	K807

GLU

## 4 Experimental information

Property	Value	Source
EM reconstruction method	SINGLE PARTICLE	Depositor
Imposed symmetry	POINT, Not provided	
Number of particles used	31640	Depositor
Resolution determination method	FSC 0.143 CUT-OFF	Depositor
CTF correction method	PHASE FLIPPING AND AMPLITUDE CORRECTION	Depositor
Microscope	FEI TITAN KRIOS	Depositor
Voltage (kV)	300	Depositor
Electron dose ( $e^-/\text{\AA}^2$ )	60	Depositor
Minimum defocus (nm)	1000	Depositor
Maximum defocus (nm)	2000	Depositor
Magnification	Not provided	
Image detector	GATAN K3 (6k x 4k)	Depositor
Maximum map value	2.023	Depositor
Minimum map value	-0.735	Depositor
Average map value	0.003	Depositor
Map value standard deviation	0.065	Depositor
Recommended contour level	0.3	Depositor
Map size ( $\text{\AA}$ )	312.0, 312.0, 312.0	wwPDB
Map dimensions	300, 300, 300	wwPDB
Map angles ( $^\circ$ )	90.0, 90.0, 90.0	wwPDB
Pixel spacing ( $\text{\AA}$ )	1.04, 1.04, 1.04	Depositor

## 5 Model quality [i](#)

### 5.1 Standard geometry [i](#)

Bond lengths and bond angles in the following residue types are not validated in this section: CLR, POV, P5S

The Z score for a bond length (or angle) is the number of standard deviations the observed value is removed from the expected value. A bond length (or angle) with  $|Z| > 5$  is considered an outlier worth inspection. RMSZ is the root-mean-square of all Z scores of the bond lengths (or angles).

Mol	Chain	Bond lengths		Bond angles	
		RMSZ	$\# Z  > 5$	RMSZ	$\# Z  > 5$
1	A	0.39	0/6161	0.57	0/8353
1	B	0.38	0/6168	0.56	0/8363
1	C	0.39	0/6168	0.57	0/8363
1	D	0.38	0/6168	0.57	0/8363
1	E	0.38	0/6168	0.57	0/8363
1	F	0.38	0/6168	0.56	0/8363
All	All	0.38	0/37001	0.57	0/50168

There are no bond length outliers.

There are no bond angle outliers.

There are no chirality outliers.

There are no planarity outliers.

### 5.2 Too-close contacts [i](#)

In the following table, the Non-H and H(model) columns list the number of non-hydrogen atoms and hydrogen atoms in the chain respectively. The H(added) column lists the number of hydrogen atoms added and optimized by MolProbity. The Clashes column lists the number of clashes within the asymmetric unit, whereas Symm-Clashes lists symmetry-related clashes.

Mol	Chain	Non-H	H(model)	H(added)	Clashes	Symm-Clashes
1	A	6025	0	6189	148	0
1	B	6032	0	6196	128	0
1	C	6032	0	6196	120	0
1	D	6032	0	6196	144	0
1	E	6032	0	6196	138	0
1	F	6032	0	6196	134	0
2	A	54	0	80	1	0

*Continued on next page...*

*Continued from previous page...*

Mol	Chain	Non-H	H(model)	H(added)	Clashes	Symm-Clashes
2	B	54	0	80	2	0
2	C	54	0	80	4	0
2	D	54	0	80	3	0
2	E	54	0	80	2	0
2	F	54	0	80	6	0
3	A	38	0	48	5	0
3	B	38	0	48	2	0
3	C	38	0	48	1	0
3	D	38	0	48	0	0
3	E	38	0	48	0	0
3	F	38	0	48	1	0
4	A	56	0	92	17	0
4	B	56	0	92	14	0
4	C	56	0	92	13	0
4	D	56	0	92	20	0
4	E	56	0	92	26	0
4	F	56	0	92	17	0
All	All	37073	0	38489	761	0

The all-atom clashscore is defined as the number of clashes found per 1000 atoms (including hydrogen atoms). The all-atom clashscore for this structure is 10.

All (761) close contacts within the same asymmetric unit are listed below, sorted by their clash magnitude.

Atom-1	Atom-2	Interatomic distance (Å)	Clash overlap (Å)
1:E:331:PHE:CE1	4:E:904:CLR:H261	1.43	1.52
1:E:407:LEU:CD2	1:E:439:PRO:HG3	1.63	1.27
1:C:790:LEU:O	1:C:793:THR:HG22	1.38	1.22
1:E:790:LEU:O	1:E:793:THR:HG22	1.38	1.20
1:E:331:PHE:CE1	4:E:904:CLR:C26	2.25	1.18
1:A:700:LEU:HD21	1:A:715:ILE:HD13	1.24	1.16
1:A:790:LEU:O	1:A:793:THR:HG22	1.38	1.16
1:B:403:ARG:HD2	1:B:436:SER:HB2	1.18	1.15
1:D:407:LEU:HD11	1:D:439:PRO:HG3	1.26	1.15
1:B:403:ARG:HD2	1:B:436:SER:CB	1.77	1.15
1:E:700:LEU:HD21	1:E:715:ILE:HD13	1.23	1.14
1:B:4:VAL:CG2	1:B:40:VAL:HG21	1.78	1.13
1:E:407:LEU:HD21	1:E:439:PRO:HG3	1.19	1.12
1:C:700:LEU:HD21	1:C:715:ILE:HD13	1.23	1.09
1:F:403:ARG:HD2	1:F:436:SER:HB2	1.17	1.09
1:E:331:PHE:CZ	4:E:904:CLR:C26	2.36	1.07

*Continued on next page...*

*Continued from previous page...*

Atom-1	Atom-2	Interatomic distance (Å)	Clash overlap (Å)
1:C:434:MET:CE	1:D:463:PRO:HG2	1.82	1.07
1:D:403:ARG:HD2	1:D:436:SER:HB2	1.15	1.07
1:F:403:ARG:HD2	1:F:436:SER:CB	1.86	1.04
1:B:4:VAL:HG22	1:B:40:VAL:HG21	1.39	1.04
1:C:434:MET:HE1	1:D:463:PRO:HG2	1.40	1.03
1:B:796:PRO:HB2	1:C:665:GLU:OE2	1.59	1.02
1:D:403:ARG:CD	1:D:436:SER:HB2	1.89	1.00
1:A:807:LYS:O	1:E:803:TRP:HZ2	1.43	0.99
1:E:331:PHE:HE1	4:E:904:CLR:H261	1.19	0.98
1:C:434:MET:CE	1:D:463:PRO:CG	2.40	0.98
1:A:665:GLU:OE2	1:F:796:PRO:HB2	1.64	0.97
1:A:600:ARG:HG2	1:B:545:ARG:NH2	1.79	0.97
1:A:600:ARG:CD	1:B:545:ARG:NH2	2.28	0.96
1:F:403:ARG:CD	1:F:436:SER:CB	2.44	0.96
1:C:434:MET:SD	1:D:463:PRO:HG2	2.07	0.94
1:E:331:PHE:CZ	4:E:904:CLR:H263	2.03	0.93
1:D:323:SER:OG	4:D:904:CLR:H71	1.68	0.93
1:E:323:SER:OG	4:E:904:CLR:H71	1.69	0.91
1:D:279:ILE:HD11	1:D:329:VAL:HG12	1.53	0.91
1:B:4:VAL:HG23	1:B:40:VAL:HG21	1.53	0.90
1:D:324:PHE:CE1	4:D:903:CLR:H241	2.06	0.90
1:A:584:LEU:O	1:A:585:ASN:CB	2.18	0.90
1:B:4:VAL:HG22	1:B:40:VAL:CG2	2.02	0.89
1:D:700:LEU:HD21	1:D:715:ILE:HD13	1.55	0.89
1:F:403:ARG:CD	1:F:436:SER:HB2	2.03	0.89
1:D:403:ARG:HD2	1:D:436:SER:CB	2.02	0.89
1:B:700:LEU:HD21	1:B:715:ILE:HD13	1.55	0.89
1:B:403:ARG:CD	1:B:436:SER:CB	2.51	0.88
1:A:323:SER:HB3	4:A:903:CLR:H183	1.55	0.88
1:F:700:LEU:HD21	1:F:715:ILE:HD13	1.54	0.87
1:B:4:VAL:CG2	1:B:40:VAL:CG2	2.53	0.86
1:E:323:SER:HB3	4:E:903:CLR:H121	1.58	0.86
1:A:600:ARG:CG	1:B:545:ARG:NH2	2.37	0.86
1:D:403:ARG:CD	1:D:436:SER:CB	2.53	0.86
1:A:600:ARG:HG2	1:B:545:ARG:HH21	1.38	0.86
1:B:796:PRO:HB2	1:C:665:GLU:CD	1.96	0.86
1:E:700:LEU:HD21	1:E:715:ILE:CD1	2.05	0.86
1:C:700:LEU:HD21	1:C:715:ILE:CD1	2.05	0.85
1:A:665:GLU:CD	1:F:796:PRO:HB2	1.96	0.85
1:D:324:PHE:CD1	4:D:903:CLR:H241	2.11	0.84
1:A:700:LEU:HD21	1:A:715:ILE:CD1	2.06	0.84

*Continued on next page...*



*Continued from previous page...*

Atom-1	Atom-2	Interatomic distance (Å)	Clash overlap (Å)
1:A:600:ARG:CD	1:B:545:ARG:HH22	1.88	0.84
1:E:19:ILE:HG22	1:E:379:ILE:HD12	1.59	0.83
1:A:807:LYS:O	1:E:803:TRP:CZ2	2.31	0.83
1:A:600:ARG:HD2	1:B:545:ARG:HH22	1.43	0.82
1:E:45:LEU:CD2	1:E:317:LEU:HD22	2.10	0.82
1:B:796:PRO:CB	1:C:665:GLU:OE2	2.27	0.82
1:D:407:LEU:CD1	1:D:439:PRO:HG3	2.10	0.81
1:E:331:PHE:CZ	4:E:904:CLR:H261	2.03	0.81
1:C:434:MET:HE1	1:D:463:PRO:CG	2.04	0.81
1:C:719:ARG:HH22	1:D:639:HIS:CB	1.94	0.80
1:B:796:PRO:CB	1:C:665:GLU:OE1	2.30	0.80
1:E:323:SER:OG	4:E:904:CLR:C7	2.29	0.79
1:A:688:ARG:CZ	1:F:800:GLU:HG3	2.13	0.78
1:E:715:ILE:HG22	1:E:715:ILE:O	1.84	0.77
1:E:403:ARG:HD3	1:E:436:SER:HB2	1.64	0.77
1:F:715:ILE:HG22	1:F:715:ILE:O	1.84	0.77
1:D:715:ILE:O	1:D:715:ILE:HG22	1.84	0.77
1:A:584:LEU:O	1:A:585:ASN:HB3	1.83	0.77
1:A:715:ILE:HG22	1:A:715:ILE:O	1.84	0.77
1:A:414:ASP:HA	1:A:417:ARG:HD2	1.64	0.77
1:D:1:MET:HG3	1:D:44:THR:HG22	1.67	0.77
1:E:407:LEU:HD21	1:E:439:PRO:CG	2.10	0.77
1:B:715:ILE:O	1:B:715:ILE:HG22	1.84	0.76
1:E:45:LEU:CD2	1:E:317:LEU:CD2	2.64	0.76
1:C:715:ILE:HG22	1:C:715:ILE:O	1.84	0.76
1:A:323:SER:HB3	4:A:903:CLR:C18	2.15	0.76
1:F:413:LEU:HG	1:F:417:ARG:HH21	1.51	0.76
1:C:434:MET:SD	1:D:463:PRO:CG	2.73	0.76
1:C:434:MET:CE	1:D:463:PRO:HG3	2.15	0.75
1:E:323:SER:HB2	4:E:903:CLR:H122	1.68	0.75
1:D:407:LEU:HD11	1:D:439:PRO:CG	2.14	0.75
1:E:323:SER:CB	4:E:903:CLR:C12	2.65	0.74
1:A:413:LEU:HD13	1:A:444:ASP:HB2	1.70	0.74
1:E:1:MET:HG3	1:E:44:THR:HG22	1.70	0.74
1:A:265:MET:HA	1:A:343:MET:HE1	1.68	0.73
1:F:232:LEU:HB2	1:F:405:LEU:HD21	1.69	0.73
1:B:796:PRO:CB	1:C:665:GLU:CD	2.57	0.73
1:E:323:SER:HB3	4:E:904:CLR:H151	1.71	0.73
1:E:323:SER:HB3	4:E:903:CLR:C12	2.18	0.73
1:F:1:MET:HG3	1:F:44:THR:HG22	1.71	0.73
1:E:577:GLU:OE2	1:F:516:LYS:NZ	2.22	0.72

*Continued on next page...*

*Continued from previous page...*

Atom-1	Atom-2	Interatomic distance (Å)	Clash overlap (Å)
1:A:19:ILE:HG22	1:A:379:ILE:HD12	1.72	0.72
1:F:403:ARG:HD3	1:F:436:SER:CB	2.20	0.72
1:A:583:VAL:O	1:A:584:LEU:HB3	1.89	0.72
1:F:244:PHE:HE1	1:F:393:PHE:HA	1.53	0.72
1:E:258:ASP:H	1:E:371:ASP:HB2	1.53	0.71
1:A:434:MET:CE	1:B:463:PRO:HG2	2.21	0.71
1:F:416:LEU:HB3	1:F:445:LEU:HD11	1.71	0.71
1:C:265:MET:HA	1:C:343:MET:HE1	1.72	0.71
1:D:403:ARG:HD3	1:D:436:SER:CB	2.19	0.70
1:C:258:ASP:H	1:C:371:ASP:HB2	1.54	0.70
1:E:403:ARG:HD3	1:E:436:SER:CB	2.21	0.70
1:A:600:ARG:NE	1:B:545:ARG:NH2	2.39	0.70
1:D:258:ASP:H	1:D:371:ASP:HB2	1.57	0.69
1:B:796:PRO:HB3	1:C:665:GLU:OE1	1.92	0.69
1:A:665:GLU:OE1	1:F:796:PRO:HB2	1.91	0.69
1:C:765:ARG:HB3	1:D:688:ARG:HD2	1.76	0.68
1:E:45:LEU:HD23	1:E:317:LEU:HD22	1.74	0.68
1:C:434:MET:HE3	1:D:463:PRO:HG3	1.72	0.68
1:E:45:LEU:HD21	1:E:317:LEU:HD22	1.75	0.68
1:E:258:ASP:OD1	1:E:349:LYS:NZ	2.24	0.68
1:D:416:LEU:HB3	1:D:445:LEU:HD11	1.74	0.68
1:A:265:MET:O	1:A:269:ILE:HG12	1.94	0.68
1:B:796:PRO:CG	1:C:665:GLU:OE2	2.42	0.68
1:C:700:LEU:CD2	1:C:715:ILE:HD13	2.13	0.68
1:A:700:LEU:CD2	1:A:715:ILE:HD13	2.14	0.67
1:A:501:LYS:HZ1	1:B:489:ALA:HB3	1.59	0.67
1:C:52:MET:SD	1:C:118:LEU:HD12	2.33	0.67
1:C:719:ARG:HD3	1:D:640:ARG:HG2	1.77	0.67
1:E:700:LEU:CD2	1:E:715:ILE:HD13	2.13	0.67
1:A:408:ASN:HD21	1:A:440:ASP:HB2	1.59	0.66
1:A:583:VAL:O	1:A:584:LEU:CB	2.44	0.66
1:C:413:LEU:HD22	1:C:417:ARG:HE	1.60	0.66
1:F:413:LEU:HD21	1:F:444:ASP:HB2	1.76	0.66
1:B:796:PRO:HG2	1:C:665:GLU:OE2	1.95	0.66
1:C:239:GLN:OE1	1:C:239:GLN:N	2.24	0.66
1:D:324:PHE:CE1	4:D:903:CLR:C24	2.78	0.66
1:C:40:VAL:O	1:C:44:THR:HG23	1.96	0.66
1:D:796:PRO:HB2	1:E:665:GLU:OE2	1.96	0.66
1:A:413:LEU:HD11	1:A:417:ARG:HH21	1.61	0.65
1:C:719:ARG:HH22	1:D:639:HIS:C	2.00	0.65
1:A:600:ARG:HD2	1:B:545:ARG:NH2	2.05	0.65

*Continued on next page...*

*Continued from previous page...*

Atom-1	Atom-2	Interatomic distance (Å)	Clash overlap (Å)
1:C:323:SER:HB3	4:C:901:CLR:H122	1.79	0.65
1:D:265:MET:HA	1:D:343:MET:HE1	1.79	0.65
1:D:39:ALA:HB2	1:D:129:VAL:HG12	1.78	0.65
1:F:258:ASP:H	1:F:371:ASP:HB2	1.60	0.65
1:A:600:ARG:CG	1:B:545:ARG:HH22	2.05	0.65
1:C:719:ARG:HH22	1:D:639:HIS:HB3	1.61	0.65
1:A:501:LYS:NZ	1:B:489:ALA:HB3	2.12	0.64
1:D:306:ARG:HH11	1:D:306:ARG:HA	1.62	0.64
1:B:796:PRO:HB2	1:C:665:GLU:OE1	1.93	0.64
1:F:171:ARG:HD2	1:F:232:LEU:HD21	1.80	0.64
1:A:584:LEU:O	1:A:585:ASN:HB2	1.98	0.64
1:C:92:THR:OG1	1:C:93:GLY:N	2.27	0.64
1:C:258:ASP:OD1	1:C:349:LYS:NZ	2.31	0.63
1:C:19:ILE:HG22	1:C:379:ILE:HD12	1.79	0.63
1:A:455:LEU:CD1	1:B:463:PRO:HB2	2.28	0.63
1:D:286:VAL:CG1	4:D:904:CLR:H12	2.28	0.63
1:E:45:LEU:HD21	1:E:317:LEU:CD2	2.29	0.63
1:A:320:ILE:HG12	4:A:903:CLR:H112	1.80	0.63
1:D:256:GLU:OE1	1:D:256:GLU:N	2.25	0.62
1:E:406:ASN:OD1	1:E:407:LEU:N	2.32	0.62
1:F:255:GLU:HG2	1:F:369:LYS:HB2	1.79	0.62
1:E:40:VAL:O	1:E:44:THR:HG23	2.00	0.62
1:E:259:ILE:N	1:E:371:ASP:OD2	2.32	0.62
1:F:364:ASP:OD2	1:F:397:VAL:N	2.30	0.62
1:F:48:THR:OG1	1:F:49:GLN:OE1	2.06	0.62
1:A:323:SER:CB	4:A:903:CLR:H183	2.27	0.62
1:C:696:ASN:HA	1:D:640:ARG:NH2	2.14	0.62
1:D:6:GLU:HG3	1:E:4:VAL:HG13	1.82	0.62
3:A:902:POV:O32	4:B:901:CLR:H41	2.00	0.62
1:B:407:LEU:HG	1:B:439:PRO:HG3	1.81	0.62
1:A:6:GLU:OE2	1:B:4:VAL:HB	2.00	0.61
1:B:800:GLU:HG3	1:C:688:ARG:CZ	2.30	0.61
1:D:416:LEU:CB	1:D:445:LEU:HD11	2.30	0.61
1:E:696:ASN:HB3	1:F:640:ARG:HH22	1.64	0.61
1:C:6:GLU:HG2	1:D:5:THR:HG23	1.82	0.61
1:B:2:ILE:HD12	1:B:2:ILE:H	1.65	0.61
1:B:364:ASP:OD2	1:B:397:VAL:N	2.33	0.61
1:A:665:GLU:OE1	1:F:796:PRO:CB	2.47	0.61
1:A:40:VAL:O	1:A:44:THR:HG23	2.00	0.61
1:B:265:MET:HA	1:B:343:MET:HE1	1.83	0.61
1:B:256:GLU:OE2	1:B:256:GLU:N	2.30	0.61

*Continued on next page...*

*Continued from previous page...*

Atom-1	Atom-2	Interatomic distance (Å)	Clash overlap (Å)
1:B:258:ASP:O	1:B:262:ARG:NH1	2.33	0.61
1:D:276:ILE:HG22	1:D:276:ILE:O	2.00	0.61
1:F:258:ASP:O	1:F:262:ARG:NH1	2.34	0.60
1:A:324:PHE:CD1	4:A:903:CLR:H262	2.36	0.60
1:A:324:PHE:HE1	4:A:903:CLR:H261	1.67	0.60
1:B:130:LEU:HD23	3:B:904:POV:H21B	1.83	0.60
1:D:411:TRP:O	1:D:441:THR:HG21	2.02	0.60
1:F:118:LEU:HD22	1:F:123:LYS:HG3	1.83	0.60
1:F:39:ALA:HB2	1:F:129:VAL:HG12	1.84	0.60
1:F:403:ARG:HD3	1:F:436:SER:HB3	1.84	0.60
1:A:249:LYS:NZ	1:B:170:THR:O	2.34	0.60
1:E:256:GLU:OE2	1:E:256:GLU:N	2.29	0.59
1:D:324:PHE:HE1	4:D:903:CLR:H241	1.58	0.59
1:B:39:ALA:HB2	1:B:129:VAL:HG12	1.85	0.59
1:F:286:VAL:CG1	4:F:904:CLR:H12	2.32	0.59
1:B:258:ASP:H	1:B:371:ASP:HB2	1.68	0.59
1:D:258:ASP:O	1:D:262:ARG:NH1	2.36	0.59
1:B:4:VAL:HG23	1:B:40:VAL:CG2	2.27	0.59
1:D:415:LYS:HE2	1:E:414:ASP:HB2	1.84	0.59
1:A:552:LYS:HE2	1:B:516:LYS:NZ	2.18	0.59
1:D:364:ASP:OD2	1:D:397:VAL:HG13	2.03	0.59
1:F:429:GLU:OE1	1:F:452:LYS:NZ	2.28	0.59
1:F:14:GLN:OE1	1:F:14:GLN:N	2.34	0.58
1:E:323:SER:HB2	4:E:903:CLR:C12	2.29	0.58
1:F:403:ARG:CD	1:F:436:SER:HB3	2.33	0.58
1:D:413:LEU:HD11	1:D:444:ASP:HB2	1.85	0.58
1:A:404:GLN:NE2	1:A:438:ILE:O	2.36	0.58
1:C:408:ASN:HD21	1:C:440:ASP:HB2	1.68	0.58
1:F:276:ILE:O	1:F:276:ILE:HG22	2.02	0.58
1:F:323:SER:OG	4:F:904:CLR:H71	2.03	0.58
1:E:330:ILE:HG21	4:E:904:CLR:C27	2.34	0.58
1:D:324:PHE:HE1	4:D:903:CLR:C24	2.17	0.58
1:C:719:ARG:NH2	1:D:639:HIS:C	2.58	0.57
1:D:323:SER:HG	4:D:904:CLR:H71	1.69	0.57
1:B:43:GLY:O	1:B:47:VAL:HG23	2.04	0.57
1:E:407:LEU:CD2	1:E:439:PRO:CG	2.59	0.57
1:E:320:ILE:HG22	4:E:903:CLR:H12	1.87	0.57
1:F:323:SER:HB3	4:F:904:CLR:H151	1.86	0.57
1:A:375:MET:O	1:A:379:ILE:HG12	2.05	0.57
1:C:46:GLN:HG3	1:C:50:ASP:HB2	1.87	0.57
1:A:7:LEU:HB3	1:A:36:LEU:HD21	1.86	0.56

*Continued on next page...*

*Continued from previous page...*

Atom-1	Atom-2	Interatomic distance (Å)	Clash overlap (Å)
1:C:256:GLU:OE1	1:C:256:GLU:N	2.25	0.56
1:D:357:ARG:HD3	1:D:365:ILE:H	1.68	0.56
1:E:118:LEU:HD22	1:E:123:LYS:HG2	1.88	0.56
1:B:14:GLN:OE1	1:B:14:GLN:N	2.38	0.56
1:D:11:ALA:HB2	1:D:137:LEU:HD22	1.88	0.56
1:F:327:SER:OG	4:F:903:CLR:H211	2.05	0.56
1:F:576:ASN:ND2	1:F:579:THR:O	2.38	0.56
1:E:375:MET:O	1:E:379:ILE:HG12	2.05	0.56
1:A:323:SER:CB	4:A:903:CLR:C18	2.85	0.56
1:A:738:LEU:O	1:A:741:ASN:ND2	2.39	0.56
1:D:576:ASN:ND2	1:D:579:THR:O	2.38	0.56
1:C:738:LEU:O	1:C:741:ASN:ND2	2.39	0.55
1:A:166:SER:O	1:A:169:THR:OG1	2.24	0.55
1:E:233:ASP:HB3	1:E:236:GLU:HB3	1.88	0.55
1:F:303:THR:OG1	1:F:308:TYR:OH	2.23	0.55
1:B:576:ASN:ND2	1:B:579:THR:O	2.38	0.55
1:C:39:ALA:HB2	1:C:129:VAL:HG12	1.88	0.55
1:A:241:LYS:HE3	1:A:241:LYS:HA	1.87	0.55
1:D:2:ILE:HD12	1:D:2:ILE:H	1.70	0.55
1:D:413:LEU:HD11	1:D:444:ASP:CB	2.37	0.55
1:A:11:ALA:HB2	1:A:137:LEU:HD13	1.88	0.55
1:A:31:ILE:O	1:A:35:MET:HG3	2.06	0.55
1:E:738:LEU:O	1:E:741:ASN:ND2	2.39	0.55
1:A:371:ASP:O	1:A:375:MET:HE2	2.07	0.55
1:F:346:ARG:HH11	1:F:346:ARG:HB3	1.72	0.55
1:D:275:PHE:O	1:D:279:ILE:HG12	2.06	0.55
1:F:11:ALA:HB2	1:F:137:LEU:HD22	1.88	0.55
1:F:357:ARG:HD3	1:F:363:SER:HA	1.88	0.55
1:A:7:LEU:HD23	1:A:36:LEU:HD11	1.89	0.55
1:B:346:ARG:HH11	1:B:346:ARG:HB3	1.72	0.55
1:D:292:ASP:OD1	1:D:292:ASP:N	2.33	0.54
1:E:407:LEU:HD23	1:E:439:PRO:HG3	1.78	0.54
1:E:45:LEU:CD2	1:E:317:LEU:HD21	2.36	0.54
1:F:235:LYS:NZ	1:F:239:GLN:HG2	2.22	0.54
1:A:688:ARG:NH2	1:A:711:GLN:OE1	2.41	0.54
1:C:413:LEU:HD11	1:C:444:ASP:CB	2.38	0.54
1:F:715:ILE:O	1:F:715:ILE:CG2	2.56	0.54
1:D:715:ILE:O	1:D:715:ILE:CG2	2.56	0.54
1:F:130:LEU:HD23	3:F:902:POV:H21B	1.90	0.54
1:C:1:MET:HG3	1:C:44:THR:HG22	1.90	0.54
1:F:407:LEU:CG	1:F:439:PRO:HG3	2.38	0.54

*Continued on next page...*

*Continued from previous page...*

Atom-1	Atom-2	Interatomic distance (Å)	Clash overlap (Å)
1:C:416:LEU:HB3	1:C:445:LEU:HD11	1.90	0.54
1:D:306:ARG:HA	1:D:306:ARG:NH1	2.23	0.54
1:A:231:VAL:N	1:A:409:ASN:OD1	2.41	0.53
1:F:45:LEU:HD21	1:F:317:LEU:HD23	1.90	0.53
1:D:2:ILE:HB	1:D:7:LEU:HD21	1.90	0.53
1:A:39:ALA:HB2	1:A:129:VAL:HG12	1.90	0.53
1:B:715:ILE:O	1:B:715:ILE:CG2	2.56	0.53
1:C:166:SER:O	1:C:169:THR:HG22	2.08	0.53
1:F:415:LYS:HG3	1:F:416:LEU:HD12	1.90	0.53
1:C:320:ILE:HG22	4:C:901:CLR:H6	1.90	0.53
1:F:11:ALA:HB2	1:F:137:LEU:HD13	1.91	0.53
1:C:259:ILE:N	1:C:371:ASP:OD2	2.41	0.53
1:B:323:SER:HB3	4:B:901:CLR:H121	1.90	0.53
1:A:258:ASP:OD1	1:A:349:LYS:NZ	2.37	0.53
3:C:904:POV:O22	4:D:903:CLR:H6	2.08	0.53
1:C:455:LEU:HD11	1:D:486:PRO:CB	2.39	0.53
1:C:700:LEU:CD2	1:C:715:ILE:CD1	2.83	0.53
1:F:411:TRP:HA	1:F:415:LYS:HE2	1.91	0.53
1:A:577:GLU:OE2	1:B:516:LYS:NZ	2.30	0.53
1:C:238:GLU:OE1	1:C:238:GLU:N	2.25	0.53
1:C:455:LEU:HD21	1:D:486:PRO:HG3	1.91	0.53
1:C:455:LEU:HD21	1:D:486:PRO:CG	2.39	0.53
1:D:429:GLU:OE1	1:D:452:LYS:NZ	2.28	0.53
1:F:413:LEU:HG	1:F:417:ARG:NH2	2.22	0.53
1:D:54:CYS:HA	1:D:310:CYS:HA	1.91	0.52
1:E:7:LEU:HB3	1:E:36:LEU:HD21	1.90	0.52
1:F:286:VAL:HG13	4:F:904:CLR:H12	1.91	0.52
1:A:251:ARG:O	1:A:255:GLU:HB2	2.08	0.52
1:B:51:LYS:HB2	1:B:51:LYS:NZ	2.25	0.52
1:F:232:LEU:HD13	1:F:405:LEU:HD11	1.91	0.52
1:A:552:LYS:HE2	1:B:516:LYS:HZ1	1.74	0.52
1:C:413:LEU:HD21	1:C:444:ASP:HB2	1.92	0.52
1:E:413:LEU:HG	1:E:441:THR:HG22	1.91	0.52
1:A:134:LEU:HD11	1:B:37:MET:HE1	1.90	0.52
1:A:413:LEU:CB	1:A:441:THR:HB	2.40	0.52
1:A:413:LEU:HD12	1:A:445:LEU:CD2	2.40	0.52
1:D:324:PHE:HD1	4:D:903:CLR:H241	1.69	0.52
1:E:688:ARG:NH2	1:E:711:GLN:OE1	2.41	0.52
1:A:324:PHE:CE1	4:A:903:CLR:H261	2.45	0.51
1:E:235:LYS:O	1:E:239:GLN:HG3	2.10	0.51
1:F:350:LYS:HD2	1:F:350:LYS:C	2.31	0.51

*Continued on next page...*

*Continued from previous page...*

Atom-1	Atom-2	Interatomic distance (Å)	Clash overlap (Å)
1:E:715:ILE:O	1:E:715:ILE:CG2	2.56	0.51
1:F:52:MET:SD	1:F:118:LEU:HD12	2.50	0.51
1:A:324:PHE:HD1	4:A:903:CLR:H262	1.75	0.51
1:C:715:ILE:O	1:C:715:ILE:CG2	2.56	0.51
1:D:276:ILE:O	1:D:276:ILE:CG2	2.58	0.51
1:E:31:ILE:O	1:E:35:MET:HG3	2.10	0.51
1:E:700:LEU:CD2	1:E:715:ILE:CD1	2.83	0.51
1:D:38:ILE:HD11	1:D:325:TYR:HD1	1.75	0.51
1:D:324:PHE:CD1	4:D:903:CLR:C24	2.90	0.51
1:B:505:ILE:HD13	1:B:536:VAL:HG22	1.93	0.51
1:C:118:LEU:HD21	1:C:122:ALA:HB3	1.93	0.51
1:F:282:THR:CG2	1:F:326:ILE:HD11	2.40	0.51
1:B:45:LEU:HD21	1:B:317:LEU:HD23	1.93	0.51
1:C:407:LEU:HD23	1:C:410:GLU:OE1	2.11	0.51
1:F:505:ILE:HD13	1:F:536:VAL:HG22	1.93	0.51
1:D:129:VAL:HG13	1:D:325:TYR:CE1	2.46	0.51
1:E:17:TYR:O	1:E:21:LYS:HG2	2.10	0.51
1:A:256:GLU:OE2	1:A:256:GLU:N	2.31	0.50
1:D:411:TRP:CZ3	1:D:415:LYS:HD3	2.45	0.50
1:E:13:THR:HG21	1:E:144:PHE:CD2	2.46	0.50
1:F:323:SER:HB2	4:F:903:CLR:H112	1.92	0.50
1:F:407:LEU:HD21	1:F:439:PRO:HG3	1.94	0.50
1:F:149:THR:HG21	1:F:263:LEU:HD22	1.93	0.50
1:D:3:PRO:O	1:D:7:LEU:HD23	2.12	0.50
1:D:286:VAL:HG13	4:D:904:CLR:H12	1.93	0.50
1:E:19:ILE:HD12	1:E:19:ILE:H	1.77	0.50
1:A:258:ASP:H	1:A:371:ASP:HB2	1.77	0.50
1:E:47:VAL:O	1:F:49:GLN:NE2	2.45	0.50
1:F:166:SER:O	1:F:169:THR:HG22	2.12	0.50
1:B:242:ALA:O	1:B:246:LYS:HG3	2.11	0.50
1:C:251:ARG:O	1:C:255:GLU:HB2	2.11	0.50
1:A:700:LEU:CD2	1:A:715:ILE:CD1	2.83	0.50
1:B:297:VAL:HG23	1:B:299:ILE:HG12	1.94	0.50
1:C:688:ARG:NH2	1:C:711:GLN:OE1	2.41	0.50
1:B:346:ARG:HB3	1:B:346:ARG:NH1	2.26	0.50
1:A:555:LEU:N	1:A:576:ASN:OD1	2.45	0.49
1:E:39:ALA:HB2	1:E:129:VAL:HG12	1.93	0.49
1:F:345:ARG:HH12	1:F:346:ARG:NH2	2.10	0.49
1:A:248:LYS:HZ3	1:A:248:LYS:HB2	1.77	0.49
1:B:322:ALA:O	1:B:326:ILE:HG13	2.12	0.49
1:D:7:LEU:HB3	1:D:36:LEU:HD21	1.94	0.49

*Continued on next page...*



*Continued from previous page...*

Atom-1	Atom-2	Interatomic distance (Å)	Clash overlap (Å)
1:D:505:ILE:HD13	1:D:536:VAL:HG22	1.93	0.49
1:E:61:THR:O	1:E:64:SER:OG	2.24	0.49
1:A:241:LYS:HD3	1:A:245:GLU:OE1	2.12	0.49
1:C:790:LEU:O	1:C:793:THR:CG2	2.33	0.49
1:E:555:LEU:N	1:E:576:ASN:OD1	2.45	0.49
1:F:357:ARG:HB2	1:F:363:SER:HA	1.94	0.49
1:C:255:GLU:HG2	1:C:369:LYS:HB2	1.94	0.49
1:E:45:LEU:HG	1:E:314:LEU:HD11	1.94	0.49
1:B:11:ALA:HB2	1:B:137:LEU:HD22	1.95	0.49
1:B:800:GLU:HG3	1:C:688:ARG:NH2	2.27	0.49
1:F:411:TRP:CZ3	1:F:439:PRO:HG2	2.48	0.49
1:B:357:ARG:HD2	1:B:363:SER:HA	1.93	0.49
1:C:555:LEU:N	1:C:576:ASN:OD1	2.45	0.49
1:D:175:GLU:OE1	1:D:175:GLU:N	2.40	0.49
1:D:353:PHE:HD1	1:D:356:ILE:HD13	1.77	0.49
1:C:416:LEU:O	1:C:420:LEU:HG	2.12	0.49
1:E:20:LEU:O	1:E:22:PRO:HD3	2.13	0.49
1:E:251:ARG:O	1:E:255:GLU:HB2	2.12	0.49
1:A:245:GLU:HA	1:A:248:LYS:NZ	2.28	0.49
1:E:142:PHE:HD2	1:E:263:LEU:HD21	1.78	0.49
1:F:276:ILE:O	1:F:276:ILE:CG2	2.60	0.49
1:A:1:MET:HG3	1:A:44:THR:HG22	1.95	0.49
1:A:45:LEU:HD21	1:A:317:LEU:HD23	1.93	0.49
1:A:790:LEU:O	1:A:793:THR:CG2	2.33	0.49
1:D:166:SER:O	1:D:169:THR:HG22	2.13	0.49
1:E:115:GLU:OE1	1:F:316:THR:OG1	2.28	0.49
1:A:501:LYS:NZ	1:B:489:ALA:CB	2.76	0.48
1:B:1:MET:HB2	1:B:44:THR:HG22	1.94	0.48
1:E:768:CYS:HA	1:E:793:THR:HG21	1.94	0.48
1:D:255:GLU:HG2	1:D:369:LYS:HB2	1.95	0.48
1:E:292:ASP:OD1	1:E:292:ASP:O	2.30	0.48
1:A:324:PHE:CE1	4:A:903:CLR:C26	2.96	0.48
1:B:302:LEU:HD11	1:C:309:ARG:HG2	1.95	0.48
4:C:902:CLR:H193	4:C:902:CLR:H111	1.60	0.48
1:C:327:SER:OG	4:C:901:CLR:H213	2.14	0.48
1:C:768:CYS:HA	1:C:793:THR:HG21	1.95	0.48
1:D:232:LEU:HB3	1:D:236:GLU:OE2	2.13	0.48
1:C:407:LEU:HD11	1:C:436:SER:OG	2.14	0.48
1:C:670:ASN:ND2	1:C:691:ASP:OD2	2.47	0.48
1:D:168:TRP:CE2	1:D:402:LEU:HD23	2.49	0.48
1:B:235:LYS:O	1:B:239:GLN:HG3	2.13	0.48

*Continued on next page...*



*Continued from previous page...*

Atom-1	Atom-2	Interatomic distance (Å)	Clash overlap (Å)
1:E:696:ASN:CB	1:F:640:ARG:HH22	2.25	0.48
1:B:4:VAL:HG23	1:B:40:VAL:HG11	1.96	0.48
1:E:6:GLU:OE1	1:E:6:GLU:N	2.41	0.48
1:E:6:GLU:HG2	1:F:4:VAL:HB	1.94	0.48
1:F:353:PHE:CE1	1:F:391:ALA:HB2	2.49	0.48
1:F:400:ASN:HA	1:F:403:ARG:HG2	1.96	0.48
1:A:768:CYS:HA	1:A:793:THR:HG21	1.95	0.48
1:E:408:ASN:HD21	1:E:440:ASP:H	1.61	0.48
1:A:715:ILE:O	1:A:715:ILE:CG2	2.56	0.48
1:B:54:CYS:HA	1:B:310:CYS:HA	1.96	0.48
1:F:323:SER:CB	4:F:904:CLR:H151	2.44	0.48
1:F:413:LEU:HA	1:F:416:LEU:HD13	1.95	0.48
1:A:789:ASP:OD1	1:A:790:LEU:N	2.47	0.48
1:B:286:VAL:CG1	4:B:902:CLR:H12	2.44	0.48
1:B:323:SER:CB	4:B:901:CLR:H112	2.43	0.48
1:E:234:LYS:O	1:E:238:GLU:HG3	2.13	0.48
1:E:403:ARG:HD3	1:E:436:SER:OG	2.13	0.48
1:E:670:ASN:ND2	1:E:691:ASP:OD2	2.47	0.48
1:F:700:LEU:CD2	1:F:715:ILE:HD13	2.35	0.48
1:B:2:ILE:HB	1:B:7:LEU:HD21	1.96	0.47
1:E:155:HIS:O	1:E:159:ILE:HD13	2.14	0.47
1:E:258:ASP:OD2	1:E:262:ARG:NH1	2.45	0.47
1:F:175:GLU:OE1	1:F:175:GLU:N	2.46	0.47
1:F:346:ARG:HB3	1:F:346:ARG:NH1	2.29	0.47
1:D:171:ARG:HD3	1:D:232:LEU:HD21	1.96	0.47
1:D:700:LEU:CD2	1:D:715:ILE:HD13	2.35	0.47
1:E:396:GLU:HA	1:E:399:GLU:OE1	2.14	0.47
1:A:670:ASN:ND2	1:A:691:ASP:OD2	2.47	0.47
1:C:234:LYS:HE2	1:C:409:ASN:HB2	1.97	0.47
1:D:14:GLN:OE1	1:D:14:GLN:N	2.39	0.47
1:D:396:GLU:OE1	1:D:396:GLU:HA	2.14	0.47
1:F:54:CYS:HA	1:F:310:CYS:HA	1.97	0.47
1:A:258:ASP:H	1:A:371:ASP:CB	2.28	0.47
1:A:346:ARG:O	1:A:346:ARG:NH1	2.43	0.47
1:B:617:GLN:HG2	1:B:640:ARG:HB3	1.97	0.47
1:C:320:ILE:HG22	4:C:901:CLR:C6	2.44	0.47
1:C:529:ALA:O	1:C:533:ARG:NH1	2.48	0.47
1:E:789:ASP:OD1	1:E:790:LEU:N	2.47	0.47
1:C:138:ALA:HA	2:C:903:P5S:H36B	1.96	0.47
1:C:789:ASP:OD1	1:C:790:LEU:N	2.47	0.47
4:C:901:CLR:H221	4:C:901:CLR:H162	1.59	0.47

*Continued on next page...*

*Continued from previous page...*

Atom-1	Atom-2	Interatomic distance (Å)	Clash overlap (Å)
1:E:330:ILE:HG21	4:E:904:CLR:H273	1.96	0.47
1:A:245:GLU:HA	1:A:248:LYS:HZ3	1.80	0.47
1:A:529:ALA:O	1:A:533:ARG:NH1	2.48	0.47
1:C:235:LYS:O	1:C:235:LYS:HD3	2.14	0.47
1:C:296:THR:HG23	1:C:307:THR:HG22	1.97	0.47
1:A:665:GLU:CD	1:F:796:PRO:CB	2.75	0.47
3:A:902:POV:H2	4:B:901:CLR:H6	1.95	0.47
1:D:10:PHE:HD2	1:E:30:TYR:CE2	2.33	0.47
1:E:45:LEU:HD23	1:E:317:LEU:CD2	2.38	0.47
1:A:5:THR:N	1:F:6:GLU:OE2	2.36	0.46
1:B:166:SER:O	1:B:169:THR:HG22	2.15	0.46
1:B:353:PHE:HD1	1:B:356:ILE:HD13	1.79	0.46
1:E:295:CYS:SG	1:E:308:TYR:HB2	2.55	0.46
1:A:232:LEU:HB2	1:A:409:ASN:HD21	1.80	0.46
1:A:309:ARG:HG2	1:F:302:LEU:HD11	1.96	0.46
1:B:52:MET:SD	1:B:118:LEU:HD12	2.56	0.46
1:B:296:THR:HG23	1:B:307:THR:HG22	1.96	0.46
1:B:403:ARG:CD	1:B:436:SER:OG	2.63	0.46
1:D:296:THR:HG23	1:D:307:THR:HG22	1.98	0.46
1:E:297:VAL:HG23	1:E:299:ILE:HG12	1.98	0.46
4:F:903:CLR:H182	4:F:903:CLR:H8	1.59	0.46
1:A:648:TYR:HE1	1:B:547:LYS:HZ1	1.62	0.46
1:D:323:SER:HB3	4:D:904:CLR:H151	1.97	0.46
1:D:149:THR:HG21	1:D:263:LEU:HD22	1.97	0.46
1:F:244:PHE:CE2	1:F:399:GLU:HA	2.50	0.46
1:A:347:SER:O	1:A:347:SER:OG	2.34	0.46
1:A:455:LEU:CD1	1:B:463:PRO:CB	2.94	0.46
1:A:665:GLU:OE2	1:F:796:PRO:CB	2.49	0.46
4:D:903:CLR:H182	4:D:903:CLR:H8	1.55	0.46
1:E:19:ILE:CG2	1:E:379:ILE:HD12	2.36	0.46
1:F:346:ARG:O	1:F:346:ARG:HG2	2.16	0.46
1:A:5:THR:HG23	1:F:6:GLU:HG2	1.98	0.46
1:C:245:GLU:OE1	1:C:249:LYS:HE3	2.15	0.46
1:C:396:GLU:HA	1:C:399:GLU:OE1	2.15	0.46
1:D:416:LEU:O	1:D:420:LEU:HG	2.16	0.46
1:A:4:VAL:O	1:A:8:ARG:N	2.48	0.46
1:A:54:CYS:HA	1:A:310:CYS:HA	1.98	0.46
1:A:396:GLU:HA	1:A:399:GLU:OE1	2.16	0.46
1:B:4:VAL:CG2	1:B:40:VAL:CB	2.92	0.46
1:D:58:LYS:HG3	1:D:99:TYR:HE1	1.80	0.46
1:D:269:ILE:O	1:D:273:ILE:HG23	2.16	0.46

*Continued on next page...*

*Continued from previous page...*

Atom-1	Atom-2	Interatomic distance (Å)	Clash overlap (Å)
1:D:275:PHE:CE1	1:D:279:ILE:HG13	2.51	0.46
2:D:901:P5S:H44	2:D:901:P5S:H48	1.72	0.46
4:D:904:CLR:H183	4:D:904:CLR:H20	1.75	0.46
1:E:34:VAL:O	1:E:38:ILE:HG23	2.15	0.46
1:E:365:ILE:HG12	1:E:395:SER:HB3	1.98	0.46
1:A:354:GLU:O	1:A:358:GLU:HG2	2.15	0.46
4:A:903:CLR:H222	4:A:904:CLR:H161	1.97	0.46
1:B:403:ARG:HD3	1:B:436:SER:CB	2.44	0.46
1:B:700:LEU:CD2	1:B:715:ILE:HD13	2.35	0.46
1:E:529:ALA:O	1:E:533:ARG:NH1	2.48	0.46
1:A:244:PHE:CD1	1:A:399:GLU:HG3	2.50	0.46
1:C:347:SER:O	1:C:347:SER:OG	2.34	0.46
1:C:365:ILE:HG12	1:C:395:SER:HB3	1.98	0.46
1:C:719:ARG:NH2	1:D:639:HIS:HB3	2.29	0.46
1:D:31:ILE:O	1:D:35:MET:HG3	2.16	0.46
1:D:303:THR:OG1	1:D:308:TYR:OH	2.22	0.46
1:F:407:LEU:HG	1:F:439:PRO:HG3	1.97	0.46
2:F:901:P5S:H40A	2:F:901:P5S:HA	1.98	0.46
1:A:61:THR:N	1:A:64:SER:O	2.38	0.45
1:B:413:LEU:O	1:B:417:ARG:HG3	2.15	0.45
1:B:429:GLU:OE1	1:B:452:LYS:NZ	2.28	0.45
1:D:258:ASP:H	1:D:371:ASP:CB	2.27	0.45
1:E:52:MET:SD	1:E:118:LEU:HD12	2.57	0.45
1:E:61:THR:N	1:E:64:SER:O	2.40	0.45
1:A:175:GLU:H	1:A:175:GLU:HG2	1.39	0.45
1:C:434:MET:SD	1:D:463:PRO:HB2	2.56	0.45
1:B:175:GLU:OE2	1:B:175:GLU:N	2.42	0.45
1:C:418:GLN:HE21	1:C:418:GLN:HB2	1.52	0.45
1:D:279:ILE:HD11	1:D:329:VAL:CG1	2.33	0.45
1:A:584:LEU:O	1:A:584:LEU:HG	2.17	0.45
4:B:902:CLR:H221	4:B:902:CLR:H162	1.50	0.45
1:D:411:TRP:CE3	1:D:416:LEU:HG	2.51	0.45
1:E:331:PHE:HZ	4:E:904:CLR:H263	1.69	0.45
1:B:375:MET:O	1:B:379:ILE:HG12	2.17	0.45
1:C:142:PHE:HA	2:C:903:P5S:H35	1.98	0.45
4:F:904:CLR:H183	4:F:904:CLR:H20	1.74	0.45
1:C:403:ARG:HD3	1:C:436:SER:OG	2.16	0.45
1:A:370:ASN:C	1:A:372:PHE:H	2.20	0.45
1:D:297:VAL:HG23	1:D:299:ILE:HG12	1.99	0.45
1:D:353:PHE:CE1	1:D:391:ALA:HB2	2.52	0.45
1:D:413:LEU:HD12	1:D:445:LEU:HD23	1.99	0.45

*Continued on next page...*

*Continued from previous page...*

Atom-1	Atom-2	Interatomic distance (Å)	Clash overlap (Å)
1:E:166:SER:O	1:E:169:THR:HG22	2.16	0.45
1:E:324:PHE:CE1	4:E:903:CLR:H241	2.52	0.45
4:F:903:CLR:H111	4:F:903:CLR:H193	1.72	0.45
1:A:418:GLN:HE21	1:A:418:GLN:HB2	1.58	0.45
1:B:327:SER:OG	4:B:901:CLR:H211	2.16	0.45
1:B:331:PHE:HE2	4:B:901:CLR:H271	1.80	0.45
1:D:118:LEU:HD21	1:D:122:ALA:HB3	1.98	0.45
1:D:162:LYS:HD3	1:D:246:LYS:HZ1	1.82	0.45
1:F:118:LEU:HD21	1:F:122:ALA:HB3	1.99	0.45
1:A:320:ILE:HG13	4:A:903:CLR:C1	2.47	0.45
1:A:320:ILE:CG1	4:A:903:CLR:H112	2.47	0.45
1:A:412:THR:O	1:A:416:LEU:HG	2.16	0.45
1:C:407:LEU:CD1	1:C:436:SER:OG	2.65	0.45
1:E:6:GLU:CG	1:F:4:VAL:HB	2.46	0.45
1:E:253:HIS:CD2	1:E:254:VAL:HG23	2.52	0.45
1:E:327:SER:OG	4:E:903:CLR:C21	2.64	0.45
1:F:327:SER:OG	4:F:903:CLR:C21	2.65	0.45
1:A:101:LEU:HD22	1:A:105:GLN:OE1	2.17	0.45
4:B:902:CLR:H111	4:B:902:CLR:H193	1.75	0.45
1:D:169:THR:O	1:D:173:LEU:HD12	2.16	0.45
1:D:323:SER:HB2	4:D:903:CLR:H112	1.98	0.45
4:F:903:CLR:H211	4:F:903:CLR:H232	1.48	0.45
1:A:273:ILE:O	1:A:277:LEU:HG	2.16	0.44
1:A:418:GLN:H	1:A:418:GLN:HG3	1.52	0.44
1:B:4:VAL:HG23	1:B:40:VAL:CB	2.46	0.44
1:B:7:LEU:O	1:B:10:PHE:HD1	2.00	0.44
1:C:156:PHE:HD1	1:C:250:PHE:HZ	1.65	0.44
1:E:244:PHE:CD1	1:E:399:GLU:HG3	2.52	0.44
1:F:789:ASP:OD1	1:F:790:LEU:N	2.50	0.44
2:F:901:P5S:H32	2:F:901:P5S:H29A	1.79	0.44
1:C:149:THR:HG21	1:C:263:LEU:HD22	1.98	0.44
1:D:789:ASP:OD1	1:D:790:LEU:N	2.50	0.44
4:D:903:CLR:H212	4:D:903:CLR:H183	1.98	0.44
1:F:232:LEU:HB3	1:F:236:GLU:OE2	2.17	0.44
1:B:282:THR:HG22	1:B:326:ILE:HD11	1.99	0.44
4:B:902:CLR:H183	4:B:902:CLR:H20	1.75	0.44
1:C:282:THR:HG22	1:C:326:ILE:HD11	2.00	0.44
1:B:265:MET:SD	1:B:343:MET:HE3	2.58	0.44
1:B:639:HIS:O	1:B:663:ASN:ND2	2.50	0.44
1:D:52:MET:SD	1:D:118:LEU:HD12	2.57	0.44
1:F:162:LYS:HD3	1:F:246:LYS:HZ1	1.83	0.44

*Continued on next page...*

*Continued from previous page...*

Atom-1	Atom-2	Interatomic distance (Å)	Clash overlap (Å)
1:B:292:ASP:OD1	1:B:292:ASP:N	2.33	0.44
1:C:61:THR:O	1:C:64:SER:OG	2.30	0.44
1:D:419:ARG:NH2	1:E:413:LEU:HD22	2.33	0.44
1:E:302:LEU:HD11	1:F:309:ARG:HG2	1.99	0.44
1:E:790:LEU:O	1:E:793:THR:CG2	2.33	0.44
1:F:256:GLU:OE1	1:F:256:GLU:N	2.43	0.44
3:A:902:POV:O22	4:B:901:CLR:H6	2.16	0.44
4:D:904:CLR:H211	4:D:904:CLR:H231	1.59	0.44
1:F:279:ILE:HD13	1:F:279:ILE:HA	1.76	0.44
1:F:343:MET:HB2	1:F:343:MET:HE2	1.78	0.44
1:C:118:LEU:HD22	1:C:123:LYS:HG3	1.99	0.44
1:C:324:PHE:HE1	4:C:901:CLR:H241	1.82	0.44
1:E:354:GLU:O	1:E:358:GLU:HG2	2.18	0.44
1:E:407:LEU:HD22	1:E:439:PRO:HG3	1.83	0.44
1:F:258:ASP:N	1:F:371:ASP:HB2	2.32	0.44
1:C:696:ASN:HA	1:D:640:ARG:HH22	1.81	0.44
1:D:364:ASP:OD2	1:D:397:VAL:N	2.42	0.44
2:D:901:P5S:H27	2:D:901:P5S:H30	1.41	0.44
1:E:552:LYS:HE2	1:F:516:LYS:HZ1	1.82	0.44
1:A:320:ILE:HG13	4:A:903:CLR:H12	1.99	0.44
1:C:418:GLN:H	1:C:418:GLN:HG3	1.61	0.44
1:D:639:HIS:O	1:D:663:ASN:ND2	2.51	0.44
1:F:639:HIS:O	1:F:663:ASN:ND2	2.51	0.44
2:F:901:P5S:H30	2:F:901:P5S:H27	1.44	0.44
1:A:164:PHE:CD1	1:A:389:ARG:HD2	2.53	0.43
1:A:416:LEU:O	1:A:420:LEU:HG	2.18	0.43
1:B:279:ILE:HD13	1:B:279:ILE:HA	1.83	0.43
1:B:403:ARG:CD	1:B:436:SER:HB3	2.46	0.43
1:D:32:SER:HA	1:D:35:MET:HE2	2.00	0.43
1:D:114:TYR:O	1:D:123:LYS:HE2	2.17	0.43
1:E:103:ARG:NH1	1:F:103:ARG:HE	2.15	0.43
1:F:236:GLU:HA	1:F:239:GLN:HG3	1.98	0.43
1:F:244:PHE:CE1	1:F:393:PHE:HA	2.42	0.43
1:F:323:SER:HB2	4:F:903:CLR:C11	2.48	0.43
1:D:19:ILE:HG22	1:D:379:ILE:HD12	1.99	0.43
2:D:901:P5S:H32	2:D:901:P5S:H29A	1.70	0.43
1:F:282:THR:HG21	1:F:326:ILE:HD11	2.00	0.43
1:F:375:MET:O	1:F:379:ILE:HG12	2.17	0.43
1:A:434:MET:HE3	1:B:463:PRO:HG2	1.99	0.43
1:B:58:LYS:HG3	1:B:99:TYR:HE1	1.83	0.43
1:C:370:ASN:OD1	1:C:370:ASN:N	2.51	0.43

*Continued on next page...*

*Continued from previous page...*

Atom-1	Atom-2	Interatomic distance (Å)	Clash overlap (Å)
1:F:61:THR:N	1:F:64:SER:O	2.35	0.43
1:A:353:PHE:HD1	1:A:356:ILE:HD13	1.83	0.43
1:E:333:GLY:O	1:E:337:MET:HG3	2.18	0.43
1:E:555:LEU:O	1:E:576:ASN:ND2	2.51	0.43
1:F:413:LEU:HD12	1:F:445:LEU:HD21	1.99	0.43
1:A:5:THR:OG1	1:F:6:GLU:OE2	2.32	0.43
1:A:45:LEU:HG	1:A:314:LEU:HD11	2.00	0.43
1:B:413:LEU:HA	1:B:413:LEU:HD12	1.70	0.43
1:B:789:ASP:OD1	1:B:790:LEU:N	2.50	0.43
2:C:903:P5S:H20	2:C:903:P5S:H1	1.82	0.43
1:D:348:LEU:HD23	1:D:374:PHE:HD1	1.84	0.43
1:D:365:ILE:HG12	1:D:395:SER:HB3	2.00	0.43
1:E:527:LEU:HD11	1:E:551:LEU:HD22	2.01	0.43
1:F:101:LEU:HD22	1:F:105:GLN:OE1	2.19	0.43
1:B:316:THR:O	1:B:320:ILE:HG23	2.18	0.43
1:C:527:LEU:HD11	1:C:551:LEU:HD22	2.01	0.43
1:F:322:ALA:O	1:F:326:ILE:HD13	2.19	0.43
1:F:323:SER:CB	4:F:903:CLR:C11	2.96	0.43
4:A:903:CLR:H183	4:A:903:CLR:H20	1.68	0.43
1:C:555:LEU:O	1:C:576:ASN:ND2	2.51	0.43
1:A:383:ASP:HB3	1:A:386:TYR:HD2	1.84	0.43
1:A:505:ILE:HD13	1:A:536:VAL:HG13	2.01	0.43
1:B:138:ALA:HA	2:B:903:P5S:H36B	2.00	0.43
4:C:902:CLR:H182	4:C:902:CLR:H8	1.80	0.43
1:B:168:TRP:CH2	1:B:398:SER:HB2	2.53	0.43
1:D:375:MET:O	1:D:379:ILE:HG12	2.19	0.43
1:E:58:LYS:HG3	1:E:99:TYR:HE1	1.84	0.43
1:A:10:PHE:O	1:A:141:ASN:ND2	2.52	0.43
1:A:255:GLU:HG2	1:A:369:LYS:HB2	2.01	0.43
1:A:258:ASP:HA	1:A:371:ASP:HB2	2.01	0.43
1:A:527:LEU:HD11	1:A:551:LEU:HD22	2.01	0.43
1:A:688:ARG:NE	1:F:800:GLU:HG3	2.34	0.43
1:B:11:ALA:HB2	1:B:137:LEU:HD13	2.00	0.43
1:B:715:ILE:HG21	1:B:720:ILE:CD1	2.49	0.43
2:E:901:P5S:H27	2:E:901:P5S:H30	1.43	0.43
4:A:903:CLR:H232	4:A:903:CLR:H211	1.51	0.42
1:B:19:ILE:H	1:B:19:ILE:HD12	1.84	0.42
1:B:419:ARG:NH2	1:C:413:LEU:HD13	2.34	0.42
1:C:719:ARG:NH2	1:D:639:HIS:O	2.52	0.42
1:D:275:PHE:CD1	1:D:333:GLY:HA3	2.54	0.42
1:F:584:LEU:HD12	1:F:584:LEU:HA	1.81	0.42

*Continued on next page...*

*Continued from previous page...*

Atom-1	Atom-2	Interatomic distance (Å)	Clash overlap (Å)
1:B:353:PHE:O	1:B:357:ARG:HG3	2.18	0.42
1:D:46:GLN:HG3	1:D:50:ASP:HB3	2.01	0.42
1:F:19:ILE:HD12	1:F:19:ILE:H	1.84	0.42
1:A:354:GLU:HA	1:A:354:GLU:OE1	2.19	0.42
1:D:715:ILE:HG21	1:D:720:ILE:CD1	2.49	0.42
1:F:138:ALA:HA	2:F:901:P5S:H36B	1.99	0.42
1:A:584:LEU:O	1:A:584:LEU:CG	2.67	0.42
1:B:353:PHE:CE1	1:B:391:ALA:HB2	2.54	0.42
1:C:679:THR:CG2	1:C:703:ASP:OD2	2.67	0.42
1:F:407:LEU:CD2	1:F:439:PRO:HG3	2.48	0.42
1:F:159:ILE:HG22	1:F:390:PHE:HE1	1.84	0.42
1:A:295:CYS:SG	1:A:308:TYR:HB2	2.60	0.42
1:A:378:LEU:HD23	1:A:378:LEU:HA	1.81	0.42
1:B:286:VAL:HG13	4:B:902:CLR:H12	2.01	0.42
1:C:302:LEU:HD11	1:D:309:ARG:HG2	2.01	0.42
1:D:2:ILE:HD11	1:E:41:PHE:HB2	2.01	0.42
1:E:38:ILE:HD11	1:E:325:TYR:HB2	2.02	0.42
1:E:323:SER:OG	4:E:904:CLR:H72	2.13	0.42
1:A:297:VAL:HG23	1:A:299:ILE:HG12	2.01	0.42
1:A:371:ASP:O	1:A:371:ASP:OD1	2.38	0.42
1:B:738:LEU:O	1:B:741:ASN:ND2	2.53	0.42
1:E:258:ASP:N	1:E:371:ASP:OD2	2.53	0.42
1:E:306:ARG:HG3	1:E:307:THR:HG23	2.01	0.42
1:F:738:LEU:O	1:F:741:ASN:ND2	2.53	0.42
1:B:323:SER:HB3	4:B:901:CLR:C12	2.49	0.42
1:D:7:LEU:C	1:D:9:TYR:H	2.23	0.42
1:C:295:CYS:SG	1:C:308:TYR:HB2	2.59	0.42
1:C:320:ILE:CG2	4:C:901:CLR:H6	2.50	0.42
1:D:3:PRO:HG2	1:D:6:GLU:OE2	2.20	0.42
2:F:901:P5S:H53	2:F:901:P5S:H50	1.62	0.42
1:A:290:LYS:HE2	1:A:290:LYS:HB3	1.91	0.42
1:A:600:ARG:CG	1:B:545:ARG:HH21	2.12	0.42
1:C:31:ILE:O	1:C:35:MET:HG3	2.20	0.42
1:D:348:LEU:HD23	1:D:374:PHE:CD1	2.54	0.42
1:E:236:GLU:HA	1:E:239:GLN:HG3	2.02	0.42
1:E:255:GLU:HG2	1:E:369:LYS:HB2	2.01	0.42
4:E:903:CLR:H182	4:E:903:CLR:H8	1.54	0.42
4:F:904:CLR:H162	4:F:904:CLR:H221	1.55	0.42
1:A:232:LEU:H	1:A:409:ASN:ND2	2.18	0.41
1:E:679:THR:CG2	1:E:703:ASP:OD2	2.68	0.41
4:E:904:CLR:H193	4:E:904:CLR:H111	1.62	0.41

*Continued on next page...*



*Continued from previous page...*

Atom-1	Atom-2	Interatomic distance (Å)	Clash overlap (Å)
1:F:715:ILE:HG21	1:F:720:ILE:CD1	2.49	0.41
1:B:19:ILE:HG22	1:B:379:ILE:HD12	2.02	0.41
1:A:92:THR:OG1	1:A:93:GLY:N	2.47	0.41
2:B:903:P5S:H27	2:B:903:P5S:H30	1.63	0.41
4:F:904:CLR:H111	4:F:904:CLR:H193	1.70	0.41
4:A:904:CLR:H221	4:A:904:CLR:H162	1.55	0.41
1:E:63:ASP:OD1	1:E:63:ASP:O	2.39	0.41
1:E:321:LEU:HD23	1:E:321:LEU:HA	1.88	0.41
1:E:353:PHE:CE1	1:E:391:ALA:HB2	2.55	0.41
1:A:578:GLY:N	1:A:600:ARG:O	2.45	0.41
1:D:121:PHE:HZ	1:D:282:THR:HG23	1.85	0.41
1:E:344:LEU:HA	1:E:344:LEU:HD23	1.80	0.41
1:A:395:SER:HG	1:A:398:SER:HG	1.59	0.41
3:A:902:POV:C25	1:B:320:ILE:HD12	2.51	0.41
1:C:505:ILE:HD13	1:C:536:VAL:HG13	2.01	0.41
1:E:296:THR:HG23	1:E:307:THR:HG22	2.02	0.41
1:E:505:ILE:HD13	1:E:536:VAL:HG13	2.01	0.41
1:F:154:GLU:HA	1:F:157:VAL:HG12	2.03	0.41
1:F:297:VAL:HG23	1:F:299:ILE:HG12	2.02	0.41
1:C:353:PHE:CE1	1:C:391:ALA:HB2	2.56	0.41
1:C:415:LYS:HA	1:C:418:GLN:CD	2.41	0.41
1:C:721:GLU:CD	1:D:686:LYS:NZ	2.74	0.41
1:D:349:LYS:HB3	1:D:370:ASN:HB3	2.01	0.41
1:E:138:ALA:HA	2:E:901:P5S:H36B	2.03	0.41
1:F:258:ASP:H	1:F:371:ASP:CB	2.29	0.41
4:F:903:CLR:H263	4:F:903:CLR:H231	1.81	0.41
1:A:370:ASN:N	1:A:370:ASN:OD1	2.53	0.41
1:A:679:THR:CG2	1:A:703:ASP:OD2	2.68	0.41
1:C:19:ILE:H	1:C:19:ILE:HD12	1.86	0.41
1:E:765:ARG:H	1:E:765:ARG:HG3	1.59	0.41
1:F:295:CYS:SG	1:F:308:TYR:HB2	2.61	0.41
1:F:296:THR:HG23	1:F:307:THR:HG22	2.02	0.41
1:F:348:LEU:HD23	1:F:374:PHE:HD1	1.86	0.41
2:F:901:P5S:H20	2:F:901:P5S:H39A	2.02	0.41
1:A:168:TRP:HA	1:A:171:ARG:HB3	2.02	0.41
1:A:340:LEU:HD12	1:A:340:LEU:HA	1.87	0.41
3:A:902:POV:H23A	4:B:901:CLR:H71	2.03	0.41
1:B:250:PHE:CE1	1:B:254:VAL:HG21	2.55	0.41
1:B:258:ASP:H	1:B:371:ASP:CB	2.32	0.41
1:C:260:VAL:HB	1:C:371:ASP:OD1	2.21	0.41
1:C:324:PHE:CE1	4:C:901:CLR:H241	2.56	0.41

*Continued on next page...*



*Continued from previous page...*

Atom-1	Atom-2	Interatomic distance (Å)	Clash overlap (Å)
1:C:434:MET:SD	1:D:463:PRO:CB	3.09	0.41
2:C:903:P5S:H30	2:C:903:P5S:H27	1.38	0.41
1:D:45:LEU:HD21	1:D:317:LEU:HD23	2.01	0.41
1:D:350:LYS:HE3	1:D:350:LYS:HB3	1.82	0.41
1:E:552:LYS:HE2	1:F:516:LYS:NZ	2.36	0.41
1:F:235:LYS:HZ3	1:F:239:GLN:HG2	1.84	0.41
1:F:353:PHE:HD1	1:F:356:ILE:HD13	1.84	0.41
1:B:40:VAL:O	1:B:44:THR:HG23	2.21	0.41
1:B:295:CYS:SG	1:B:308:TYR:HB2	2.61	0.41
1:C:13:THR:HG21	1:C:144:PHE:CD2	2.56	0.41
1:C:45:LEU:HG	1:C:314:LEU:HD21	2.04	0.41
1:D:11:ALA:HB2	1:D:137:LEU:HD13	2.03	0.41
1:D:738:LEU:O	1:D:741:ASN:ND2	2.53	0.41
1:E:156:PHE:HD1	1:E:250:PHE:HZ	1.69	0.41
2:A:901:P5S:H30	2:A:901:P5S:H27	1.33	0.40
1:B:346:ARG:HG2	1:B:346:ARG:O	2.20	0.40
1:D:236:GLU:O	1:D:239:GLN:HG2	2.21	0.40
1:D:279:ILE:CD1	1:D:329:VAL:HG12	2.37	0.40
1:D:364:ASP:CG	1:D:397:VAL:HG13	2.41	0.40
1:E:161:LEU:HD23	1:E:161:LEU:HA	1.86	0.40
1:E:411:TRP:HZ2	1:E:419:ARG:HH12	1.70	0.40
1:E:719:ARG:NH2	1:F:640:ARG:HG2	2.36	0.40
1:F:4:VAL:O	1:F:8:ARG:N	2.54	0.40
1:F:269:ILE:O	1:F:273:ILE:HG23	2.21	0.40
1:A:6:GLU:HB3	1:B:5:THR:OG1	2.21	0.40
4:C:901:CLR:H193	4:C:901:CLR:H111	1.83	0.40
1:D:320:ILE:HG22	4:D:903:CLR:H12	2.03	0.40
4:E:903:CLR:H162	4:E:903:CLR:H221	1.42	0.40
1:A:555:LEU:O	1:A:576:ASN:ND2	2.51	0.40
3:B:904:POV:H23A	4:C:901:CLR:H72	2.03	0.40
1:C:354:GLU:HA	1:C:357:ARG:HE	1.86	0.40
4:C:901:CLR:H8	4:C:901:CLR:H182	1.63	0.40
1:D:250:PHE:CE1	1:D:254:VAL:HG21	2.56	0.40
4:D:904:CLR:H162	4:D:904:CLR:H221	1.52	0.40
1:E:383:ASP:HB3	1:E:386:TYR:HD1	1.87	0.40
1:E:584:LEU:HD12	1:E:584:LEU:HA	1.84	0.40
4:E:904:CLR:H183	4:E:904:CLR:H20	1.75	0.40
1:F:354:GLU:OE1	1:F:357:ARG:NH1	2.50	0.40
1:B:7:LEU:HD12	1:B:134:LEU:HD21	2.03	0.40
1:B:118:LEU:HD21	1:B:122:ALA:HB3	2.03	0.40
1:B:370:ASN:C	1:B:372:PHE:H	2.25	0.40

*Continued on next page...*

*Continued from previous page...*

Atom-1	Atom-2	Interatomic distance (Å)	Clash overlap (Å)
1:F:159:ILE:HD13	1:F:159:ILE:HA	1.93	0.40
1:F:350:LYS:HD2	1:F:350:LYS:O	2.22	0.40
1:A:501:LYS:HZ3	1:B:489:ALA:CB	2.34	0.40
1:C:719:ARG:HH22	1:D:639:HIS:HB2	1.81	0.40
1:D:102:ASP:OD1	1:D:102:ASP:N	2.54	0.40
1:E:600:ARG:HH22	1:F:516:LYS:HB2	1.87	0.40
4:E:904:CLR:H221	4:E:904:CLR:H162	1.44	0.40

There are no symmetry-related clashes.

## 5.3 Torsion angles [i](#)

### 5.3.1 Protein backbone [i](#)

In the following table, the Percentiles column shows the percent Ramachandran outliers of the chain as a percentile score with respect to all PDB entries followed by that with respect to all EM entries.

The Analysed column shows the number of residues for which the backbone conformation was analysed, and the total number of residues.

Mol	Chain	Analysed	Favoured	Allowed	Outliers	Percentiles	
1	A	723/808 (90%)	680 (94%)	41 (6%)	2 (0%)	37	64
1	B	724/808 (90%)	697 (96%)	26 (4%)	1 (0%)	48	76
1	C	724/808 (90%)	689 (95%)	34 (5%)	1 (0%)	48	76
1	D	724/808 (90%)	691 (95%)	33 (5%)	0	100	100
1	E	724/808 (90%)	691 (95%)	32 (4%)	1 (0%)	48	76
1	F	724/808 (90%)	694 (96%)	28 (4%)	2 (0%)	37	64
All	All	4343/4848 (90%)	4142 (95%)	194 (4%)	7 (0%)	45	71

All (7) Ramachandran outliers are listed below:

Mol	Chain	Res	Type
1	A	584	LEU
1	F	413	LEU
1	A	585	ASN
1	B	585	ASN
1	C	585	ASN

*Continued on next page...*

*Continued from previous page...*

Mol	Chain	Res	Type
1	E	585	ASN
1	F	585	ASN

### 5.3.2 Protein sidechains ⓘ

In the following table, the Percentiles column shows the percent sidechain outliers of the chain as a percentile score with respect to all PDB entries followed by that with respect to all EM entries.

The Analysed column shows the number of residues for which the sidechain conformation was analysed, and the total number of residues.

Mol	Chain	Analysed	Rotameric	Outliers	Percentiles	
1	A	678/748 (91%)	662 (98%)	16 (2%)	44	74
1	B	679/748 (91%)	673 (99%)	6 (1%)	75	91
1	C	679/748 (91%)	663 (98%)	16 (2%)	44	74
1	D	679/748 (91%)	663 (98%)	16 (2%)	44	74
1	E	679/748 (91%)	658 (97%)	21 (3%)	35	66
1	F	679/748 (91%)	663 (98%)	16 (2%)	44	74
All	All	4073/4488 (91%)	3982 (98%)	91 (2%)	47	76

All (91) residues with a non-rotameric sidechain are listed below:

Mol	Chain	Res	Type
1	A	5	THR
1	A	143	TRP
1	A	175	GLU
1	A	236	GLU
1	A	241	LYS
1	A	250	PHE
1	A	275	PHE
1	A	281	TYR
1	A	346	ARG
1	A	367	ASP
1	A	411	TRP
1	A	413	LEU
1	A	415	LYS
1	A	418	GLN
1	A	583	VAL
1	A	719	ARG

*Continued on next page...*

*Continued from previous page...*

Mol	Chain	Res	Type
1	B	274	LYS
1	B	281	TYR
1	B	410	GLU
1	B	414	ASP
1	B	584	LEU
1	B	640	ARG
1	C	5	THR
1	C	51	LYS
1	C	235	LYS
1	C	241	LYS
1	C	281	TYR
1	C	306	ARG
1	C	331	PHE
1	C	346	ARG
1	C	412	THR
1	C	413	LEU
1	C	414	ASP
1	C	416	LEU
1	C	418	GLN
1	C	583	VAL
1	C	584	LEU
1	C	765	ARG
1	D	5	THR
1	D	51	LYS
1	D	102	ASP
1	D	235	LYS
1	D	249	LYS
1	D	275	PHE
1	D	281	TYR
1	D	298	ASP
1	D	343	MET
1	D	347	SER
1	D	410	GLU
1	D	412	THR
1	D	413	LEU
1	D	414	ASP
1	D	415	LYS
1	D	417	ARG
1	E	21	LYS
1	E	51	LYS
1	E	143	TRP
1	E	238	GLU

*Continued on next page...*

*Continued from previous page...*

Mol	Chain	Res	Type
1	E	239	GLN
1	E	241	LYS
1	E	253	HIS
1	E	265	MET
1	E	275	PHE
1	E	281	TYR
1	E	343	MET
1	E	346	ARG
1	E	371	ASP
1	E	410	GLU
1	E	411	TRP
1	E	412	THR
1	E	413	LEU
1	E	415	LYS
1	E	583	VAL
1	E	584	LEU
1	E	765	ARG
1	F	5	THR
1	F	63	ASP
1	F	165	ASP
1	F	235	LYS
1	F	239	GLN
1	F	275	PHE
1	F	281	TYR
1	F	350	LYS
1	F	357	ARG
1	F	410	GLU
1	F	413	LEU
1	F	414	ASP
1	F	415	LYS
1	F	417	ARG
1	F	467	GLN
1	F	584	LEU

Sometimes sidechains can be flipped to improve hydrogen bonding and reduce clashes. All (8) such sidechains are listed below:

Mol	Chain	Res	Type
1	A	409	ASN
1	A	418	GLN
1	B	409	ASN
1	C	404	GLN
1	C	418	GLN

*Continued on next page...*

*Continued from previous page...*

Mol	Chain	Res	Type
1	D	409	ASN
1	E	404	GLN
1	F	409	ASN

### 5.3.3 RNA [i](#)

There are no RNA molecules in this entry.

## 5.4 Non-standard residues in protein, DNA, RNA chains [i](#)

There are no non-standard protein/DNA/RNA residues in this entry.

## 5.5 Carbohydrates [i](#)

There are no oligosaccharides in this entry.

## 5.6 Ligand geometry [i](#)

24 ligands are modelled in this entry.

In the following table, the Counts columns list the number of bonds (or angles) for which Mogul statistics could be retrieved, the number of bonds (or angles) that are observed in the model and the number of bonds (or angles) that are defined in the Chemical Component Dictionary. The Link column lists molecule types, if any, to which the group is linked. The Z score for a bond length (or angle) is the number of standard deviations the observed value is removed from the expected value. A bond length (or angle) with  $|Z| > 2$  is considered an outlier worth inspection. RMSZ is the root-mean-square of all Z scores of the bond lengths (or angles).

Mol	Type	Chain	Res	Link	Bond lengths			Bond angles		
					Counts	RMSZ	# Z  > 2	Counts	RMSZ	# Z  > 2
4	CLR	F	903	-	31,31,31	1.03	2 (6%)	48,48,48	2.06	15 (31%)
2	P5S	D	901	-	52,53,53	0.92	2 (3%)	56,60,60	1.08	4 (7%)
2	P5S	C	903	-	52,53,53	0.93	2 (3%)	56,60,60	1.15	5 (8%)
3	POV	D	902	-	37,37,51	1.12	2 (5%)	43,45,59	1.03	3 (6%)
3	POV	A	902	-	37,37,51	1.12	2 (5%)	43,45,59	1.03	3 (6%)
4	CLR	C	901	-	31,31,31	1.05	2 (6%)	48,48,48	1.78	8 (16%)
2	P5S	B	903	-	52,53,53	0.92	2 (3%)	56,60,60	1.11	5 (8%)
2	P5S	F	901	-	52,53,53	0.91	2 (3%)	56,60,60	1.10	4 (7%)
2	P5S	A	901	-	52,53,53	0.95	2 (3%)	56,60,60	1.17	4 (7%)

Mol	Type	Chain	Res	Link	Bond lengths			Bond angles		
					Counts	RMSZ	# Z  > 2	Counts	RMSZ	# Z  > 2
2	P5S	E	901	-	52,53,53	0.93	2 (3%)	56,60,60	1.13	4 (7%)
3	POV	B	904	-	37,37,51	1.12	2 (5%)	43,45,59	1.03	3 (6%)
3	POV	C	904	-	37,37,51	1.11	2 (5%)	43,45,59	1.03	3 (6%)
4	CLR	C	902	-	31,31,31	0.92	2 (6%)	48,48,48	1.53	11 (22%)
4	CLR	D	903	-	31,31,31	0.99	2 (6%)	48,48,48	1.80	11 (22%)
4	CLR	B	902	-	31,31,31	0.92	2 (6%)	48,48,48	1.35	6 (12%)
4	CLR	D	904	-	31,31,31	0.91	2 (6%)	48,48,48	1.27	5 (10%)
4	CLR	A	903	-	31,31,31	1.06	3 (9%)	48,48,48	1.89	12 (25%)
4	CLR	A	904	-	31,31,31	0.75	1 (3%)	48,48,48	1.26	5 (10%)
4	CLR	B	901	-	31,31,31	0.57	0	48,48,48	1.33	7 (14%)
3	POV	E	902	-	37,37,51	1.12	2 (5%)	43,45,59	1.03	3 (6%)
4	CLR	F	904	-	31,31,31	0.91	2 (6%)	48,48,48	1.27	4 (8%)
4	CLR	E	903	-	31,31,31	0.96	2 (6%)	48,48,48	2.02	13 (27%)
3	POV	F	902	-	37,37,51	1.12	2 (5%)	43,45,59	1.03	3 (6%)
4	CLR	E	904	-	31,31,31	0.86	2 (6%)	48,48,48	1.52	10 (20%)

In the following table, the Chirals column lists the number of chiral outliers, the number of chiral centers analysed, the number of these observed in the model and the number defined in the Chemical Component Dictionary. Similar counts are reported in the Torsion and Rings columns. '-' means no outliers of that kind were identified.

Mol	Type	Chain	Res	Link	Chirals	Torsions	Rings
4	CLR	F	903	-	-	7/10/68/68	0/4/4/4
2	P5S	D	901	-	-	40/59/59/59	-
2	P5S	C	903	-	-	30/59/59/59	-
3	POV	D	902	-	-	13/41/41/55	-
3	POV	A	902	-	-	13/41/41/55	-
4	CLR	C	901	-	-	6/10/68/68	0/4/4/4
2	P5S	B	903	-	-	39/59/59/59	-
2	P5S	F	901	-	-	37/59/59/59	-
2	P5S	A	901	-	-	28/59/59/59	-
2	P5S	E	901	-	-	31/59/59/59	-
3	POV	B	904	-	-	13/41/41/55	-
3	POV	C	904	-	-	13/41/41/55	-
4	CLR	C	902	-	-	8/10/68/68	0/4/4/4
4	CLR	D	903	-	-	4/10/68/68	0/4/4/4

Continued on next page...

*Continued from previous page...*

Mol	Type	Chain	Res	Link	Chirals	Torsions	Rings
4	CLR	B	902	-	-	6/10/68/68	0/4/4/4
4	CLR	D	904	-	-	7/10/68/68	0/4/4/4
4	CLR	A	903	-	-	7/10/68/68	0/4/4/4
4	CLR	A	904	-	-	9/10/68/68	0/4/4/4
4	CLR	B	901	-	-	1/10/68/68	0/4/4/4
3	POV	E	902	-	-	13/41/41/55	-
4	CLR	F	904	-	-	7/10/68/68	0/4/4/4
4	CLR	E	903	-	-	7/10/68/68	0/4/4/4
3	POV	F	902	-	-	13/41/41/55	-
4	CLR	E	904	-	-	8/10/68/68	0/4/4/4

All (46) bond length outliers are listed below:

Mol	Chain	Res	Type	Atoms	Z	Observed(Å)	Ideal(Å)
3	E	902	POV	O31-C31	4.39	1.46	1.33
2	A	901	P5S	O37-C38	4.38	1.46	1.34
3	F	902	POV	O31-C31	4.37	1.46	1.33
3	B	904	POV	O31-C31	4.36	1.46	1.33
3	D	902	POV	O31-C31	4.36	1.46	1.33
3	C	904	POV	O31-C31	4.35	1.46	1.33
3	A	902	POV	O31-C31	4.35	1.46	1.33
2	C	903	P5S	O37-C38	4.29	1.46	1.34
2	E	901	P5S	O19-C17	4.27	1.45	1.33
3	B	904	POV	O21-C21	4.27	1.46	1.34
2	A	901	P5S	O19-C17	4.27	1.45	1.33
3	E	902	POV	O21-C21	4.26	1.46	1.34
3	F	902	POV	O21-C21	4.26	1.46	1.34
3	A	902	POV	O21-C21	4.25	1.46	1.34
3	D	902	POV	O21-C21	4.25	1.46	1.34
3	C	904	POV	O21-C21	4.23	1.46	1.34
2	C	903	P5S	O19-C17	4.20	1.45	1.33
2	D	901	P5S	O37-C38	4.18	1.46	1.34
2	F	901	P5S	O37-C38	4.18	1.46	1.34
2	B	903	P5S	O37-C38	4.18	1.46	1.34
2	F	901	P5S	O19-C17	4.14	1.45	1.33
2	D	901	P5S	O19-C17	4.14	1.45	1.33
2	B	903	P5S	O19-C17	4.13	1.45	1.33
2	E	901	P5S	O37-C38	4.12	1.45	1.34
4	F	903	CLR	C10-C9	-2.79	1.51	1.56
4	D	903	CLR	C10-C9	-2.74	1.51	1.56

*Continued on next page...*



*Continued from previous page...*

Mol	Chain	Res	Type	Atoms	Z	Observed(Å)	Ideal(Å)
4	D	904	CLR	C10-C9	-2.65	1.51	1.56
4	C	901	CLR	C10-C9	-2.62	1.51	1.56
4	C	901	CLR	C13-C14	-2.60	1.50	1.55
4	F	904	CLR	C10-C9	-2.57	1.51	1.56
4	B	902	CLR	C10-C9	-2.54	1.51	1.56
4	C	902	CLR	C13-C14	-2.54	1.50	1.55
4	F	903	CLR	C13-C14	-2.52	1.50	1.55
4	A	903	CLR	C10-C9	-2.49	1.51	1.56
4	A	903	CLR	C13-C14	-2.46	1.50	1.55
4	E	903	CLR	C13-C14	-2.45	1.50	1.55
4	D	903	CLR	C13-C14	-2.43	1.50	1.55
4	E	904	CLR	C13-C14	-2.36	1.50	1.55
4	E	903	CLR	C10-C9	-2.19	1.52	1.56
4	B	902	CLR	C13-C14	-2.15	1.50	1.55
4	C	902	CLR	C10-C9	-2.12	1.52	1.56
4	A	904	CLR	C10-C9	-2.11	1.52	1.56
4	F	904	CLR	C13-C14	-2.10	1.51	1.55
4	D	904	CLR	C13-C14	-2.08	1.51	1.55
4	E	904	CLR	C10-C9	-2.05	1.52	1.56
4	A	903	CLR	C13-C17	-2.02	1.51	1.55

All (151) bond angle outliers are listed below:

Mol	Chain	Res	Type	Atoms	Z	Observed(°)	Ideal(°)
4	E	903	CLR	C13-C14-C8	-6.13	105.30	114.38
4	A	903	CLR	C1-C2-C3	5.62	117.67	110.47
4	F	903	CLR	C13-C14-C8	-5.57	106.13	114.38
4	A	903	CLR	C13-C17-C20	-5.45	110.95	119.49
4	F	903	CLR	C13-C17-C20	-5.44	110.96	119.49
4	D	903	CLR	C13-C14-C8	-5.39	106.40	114.38
4	E	903	CLR	C13-C17-C20	-5.26	111.25	119.49
4	C	901	CLR	C13-C14-C8	-5.22	106.65	114.38
4	C	901	CLR	C13-C17-C20	-5.01	111.63	119.49
2	A	901	P5S	O37-C38-C39	4.99	122.26	111.50
2	C	903	P5S	O37-C38-C39	4.92	122.09	111.50
4	A	903	CLR	C4-C5-C10	4.67	122.63	116.42
4	E	903	CLR	C8-C7-C6	-4.51	106.26	112.73
2	B	903	P5S	O37-C38-C39	4.36	120.90	111.50
4	E	904	CLR	C8-C7-C6	-4.35	106.48	112.73
2	F	901	P5S	O37-C38-C39	4.34	120.86	111.50
2	D	901	P5S	O37-C38-C39	4.31	120.80	111.50
4	F	903	CLR	C4-C5-C10	4.26	122.08	116.42

*Continued on next page...*

*Continued from previous page...*

Mol	Chain	Res	Type	Atoms	Z	Observed(°)	Ideal(°)
2	E	901	P5S	O37-C38-C39	4.19	120.53	111.50
4	D	903	CLR	C14-C8-C9	-4.08	103.63	109.09
4	E	903	CLR	C17-C13-C14	3.87	104.66	100.07
4	F	903	CLR	C17-C13-C14	3.83	104.61	100.07
4	D	903	CLR	C7-C8-C9	3.81	114.33	109.71
4	E	903	CLR	C14-C8-C9	-3.78	104.03	109.09
4	F	903	CLR	C11-C9-C10	-3.64	108.28	113.08
4	C	902	CLR	C8-C7-C6	-3.60	107.56	112.73
4	C	901	CLR	C3-C4-C5	-3.55	106.00	112.03
3	B	904	POV	O21-C21-C22	3.55	119.14	111.50
3	A	902	POV	O21-C21-C22	3.54	119.13	111.50
3	F	902	POV	O21-C21-C22	3.54	119.12	111.50
4	C	901	CLR	C7-C8-C9	3.54	114.00	109.71
3	D	902	POV	O21-C21-C22	3.54	119.12	111.50
3	C	904	POV	O21-C21-C22	3.53	119.12	111.50
3	E	902	POV	O21-C21-C22	3.53	119.11	111.50
4	D	903	CLR	C17-C13-C14	3.52	104.24	100.07
4	F	903	CLR	C14-C8-C9	-3.52	104.38	109.09
4	D	903	CLR	C13-C17-C20	-3.47	114.05	119.49
4	B	901	CLR	C12-C11-C9	3.43	119.06	113.11
4	F	904	CLR	C13-C17-C20	-3.39	114.17	119.49
3	D	902	POV	O31-C31-C32	3.38	122.52	111.91
3	A	902	POV	O31-C31-C32	3.37	122.50	111.91
3	B	904	POV	O31-C31-C32	3.37	122.48	111.91
3	F	902	POV	O31-C31-C32	3.37	122.48	111.91
3	E	902	POV	O31-C31-C32	3.36	122.45	111.91
3	C	904	POV	O31-C31-C32	3.36	122.44	111.91
4	A	904	CLR	C4-C5-C10	3.35	120.87	116.42
4	B	902	CLR	C13-C17-C20	-3.30	114.31	119.49
4	F	904	CLR	C11-C9-C10	-3.26	108.79	113.08
4	D	904	CLR	C13-C17-C20	-3.25	114.39	119.49
4	E	904	CLR	C13-C17-C20	-3.23	114.43	119.49
4	A	904	CLR	C13-C17-C20	-3.10	114.64	119.49
4	C	901	CLR	C17-C13-C14	3.08	103.72	100.07
4	C	901	CLR	C14-C8-C9	-3.05	105.01	109.09
2	A	901	P5S	O19-C17-C20	3.05	121.47	111.91
4	C	902	CLR	C13-C17-C20	-3.03	114.74	119.49
2	E	901	P5S	O19-C17-C20	3.02	121.38	111.91
4	F	903	CLR	C7-C8-C9	2.99	113.33	109.71
4	C	902	CLR	C3-C4-C5	-2.97	106.99	112.03
4	D	904	CLR	C11-C9-C10	-2.96	109.18	113.08
4	B	902	CLR	C10-C9-C8	-2.93	108.35	112.73

*Continued on next page...*

*Continued from previous page...*

Mol	Chain	Res	Type	Atoms	Z	Observed(°)	Ideal(°)
4	C	902	CLR	C12-C11-C9	2.90	118.14	113.11
4	A	903	CLR	C10-C5-C6	-2.90	118.47	122.90
4	F	903	CLR	C1-C10-C5	2.85	113.98	108.75
4	D	903	CLR	C3-C4-C5	-2.84	107.20	112.03
4	D	904	CLR	C10-C9-C8	-2.83	108.50	112.73
4	C	902	CLR	C13-C14-C8	-2.79	110.24	114.38
4	B	902	CLR	C11-C9-C10	-2.79	109.40	113.08
2	C	903	P5S	O19-C17-C20	2.79	120.66	111.91
2	F	901	P5S	O19-C17-C20	2.77	120.59	111.91
4	C	902	CLR	C10-C9-C8	-2.75	108.61	112.73
4	E	903	CLR	C4-C5-C10	2.72	120.04	116.42
4	F	903	CLR	C2-C3-C4	-2.72	106.57	110.31
4	E	903	CLR	C11-C9-C10	-2.70	109.53	113.08
2	B	903	P5S	O19-C17-C20	2.69	120.35	111.91
4	E	904	CLR	C13-C14-C8	-2.65	110.45	114.38
4	F	904	CLR	C19-C10-C9	-2.63	108.55	111.68
4	E	903	CLR	C19-C10-C9	-2.62	108.56	111.68
4	A	903	CLR	C13-C14-C8	-2.62	110.50	114.38
4	C	901	CLR	C11-C9-C10	-2.62	109.63	113.08
4	E	903	CLR	C7-C6-C5	-2.61	120.25	125.06
4	D	903	CLR	C4-C5-C10	2.61	119.88	116.42
4	E	904	CLR	C19-C10-C9	-2.58	108.61	111.68
4	C	902	CLR	C19-C10-C9	-2.56	108.63	111.68
4	D	904	CLR	C19-C10-C9	-2.55	108.64	111.68
4	B	901	CLR	C19-C10-C5	-2.52	104.26	108.34
4	B	902	CLR	C19-C10-C9	-2.52	108.67	111.68
4	B	901	CLR	C19-C10-C9	2.50	114.66	111.68
4	D	903	CLR	C2-C3-C4	-2.49	106.89	110.31
4	C	902	CLR	C11-C9-C10	-2.46	109.84	113.08
4	A	904	CLR	C4-C5-C6	-2.45	117.07	120.61
4	A	903	CLR	C19-C10-C9	-2.44	108.78	111.68
4	A	903	CLR	C9-C10-C5	-2.42	105.85	109.65
4	F	903	CLR	C19-C10-C9	-2.42	108.79	111.68
2	D	901	P5S	O19-C17-C20	2.42	119.50	111.91
4	E	904	CLR	C11-C9-C10	-2.40	109.92	113.08
4	E	904	CLR	C10-C9-C8	-2.39	109.15	112.73
4	B	901	CLR	C4-C5-C10	2.37	119.56	116.42
4	E	904	CLR	C12-C11-C9	2.36	117.21	113.11
4	F	904	CLR	C10-C9-C8	-2.34	109.23	112.73
4	F	903	CLR	C16-C17-C13	2.32	106.64	103.84
4	A	903	CLR	C10-C9-C8	-2.32	109.25	112.73
4	A	904	CLR	C17-C13-C14	2.32	102.82	100.07

*Continued on next page...*

*Continued from previous page...*

Mol	Chain	Res	Type	Atoms	Z	Observed(°)	Ideal(°)
3	F	902	POV	O31-C31-O32	-2.30	117.78	123.59
3	D	902	POV	O31-C31-O32	-2.30	117.78	123.59
3	B	904	POV	O31-C31-O32	-2.30	117.80	123.59
4	B	901	CLR	C15-C14-C8	-2.29	115.30	119.08
4	A	904	CLR	C8-C7-C6	-2.29	109.44	112.73
3	E	902	POV	O31-C31-O32	-2.29	117.82	123.59
3	A	902	POV	O31-C31-O32	-2.29	117.82	123.59
3	C	904	POV	O31-C31-O32	-2.28	117.83	123.59
2	C	903	P5S	OXT-C-O	-2.28	118.91	124.09
4	C	902	CLR	C1-C2-C3	2.27	113.38	110.47
4	E	903	CLR	C7-C8-C9	2.27	112.46	109.71
4	B	901	CLR	C12-C13-C14	-2.25	103.77	107.27
4	A	903	CLR	C11-C9-C10	-2.25	110.11	113.08
2	A	901	P5S	O37-C38-O47	-2.24	118.29	123.70
4	A	903	CLR	C17-C13-C14	2.23	102.71	100.07
2	C	903	P5S	O37-C38-O47	-2.22	118.34	123.70
4	F	903	CLR	C8-C7-C6	-2.19	109.59	112.73
4	C	902	CLR	C17-C13-C14	2.18	102.66	100.07
2	F	901	P5S	OXT-C-O	-2.18	119.14	124.09
4	E	904	CLR	C4-C5-C6	-2.17	117.48	120.61
2	A	901	P5S	OXT-C-O	-2.17	119.16	124.09
4	E	904	CLR	C3-C4-C5	-2.16	108.36	112.03
2	D	901	P5S	OXT-C-O	-2.15	119.21	124.09
4	F	903	CLR	C23-C22-C20	-2.14	108.88	115.03
4	E	903	CLR	C9-C10-C5	2.12	112.98	109.65
4	E	904	CLR	C17-C13-C14	2.12	102.59	100.07
2	E	901	P5S	OG-CB-CA	2.11	109.89	108.06
4	F	903	CLR	C10-C5-C6	-2.10	119.69	122.90
4	A	903	CLR	C8-C7-C6	-2.10	109.71	112.73
4	F	903	CLR	C11-C12-C13	-2.10	109.18	112.78
2	B	903	P5S	OXT-C-O	-2.09	119.33	124.09
4	B	901	CLR	C13-C17-C20	2.09	122.77	119.49
2	B	903	P5S	O37-C38-O47	-2.09	118.65	123.70
2	E	901	P5S	OXT-C-O	-2.08	119.36	124.09
4	B	902	CLR	C1-C10-C9	2.07	111.62	108.73
4	C	901	CLR	C7-C6-C5	-2.07	121.25	125.06
4	D	903	CLR	C7-C6-C5	-2.06	121.26	125.06
4	B	902	CLR	C8-C7-C6	-2.06	109.78	112.73
4	E	903	CLR	C2-C3-C4	-2.06	107.48	110.31
2	F	901	P5S	O37-C38-O47	-2.05	118.74	123.70
4	E	903	CLR	C23-C22-C20	-2.05	109.15	115.03
2	D	901	P5S	O37-C38-O47	-2.03	118.80	123.70

*Continued on next page...*

*Continued from previous page...*

Mol	Chain	Res	Type	Atoms	Z	Observed(°)	Ideal(°)
4	C	902	CLR	C18-C13-C17	-2.02	107.95	111.71
4	D	903	CLR	C11-C9-C10	-2.02	110.42	113.08
4	A	903	CLR	C7-C6-C5	-2.02	121.34	125.06
2	B	903	P5S	C2-O37-C38	-2.01	112.84	117.79
4	D	904	CLR	C18-C13-C17	-2.01	107.97	111.71
4	D	903	CLR	C11-C12-C13	-2.01	109.34	112.78
2	C	903	P5S	OXT-C-CA	2.01	120.22	113.38

There are no chirality outliers.

All (360) torsion outliers are listed below:

Mol	Chain	Res	Type	Atoms
2	A	901	P5S	O37-C2-C3-O16
2	A	901	P5S	C3-O16-P12-O13
2	A	901	P5S	O18-C17-O19-C1
2	A	901	P5S	C20-C17-O19-C1
2	A	901	P5S	C39-C38-O37-C2
2	A	901	P5S	O47-C38-O37-C2
2	B	903	P5S	O-C-CA-CB
2	B	903	P5S	OXT-C-CA-CB
2	B	903	P5S	N-CA-CB-OG
2	B	903	P5S	CA-CB-OG-P12
2	B	903	P5S	CB-OG-P12-O13
2	B	903	P5S	O47-C38-O37-C2
2	C	903	P5S	N-CA-CB-OG
2	C	903	P5S	C3-O16-P12-O13
2	C	903	P5S	C3-O16-P12-O15
2	C	903	P5S	O18-C17-O19-C1
2	C	903	P5S	C20-C17-O19-C1
2	C	903	P5S	O47-C38-O37-C2
2	D	901	P5S	O-C-CA-CB
2	D	901	P5S	OXT-C-CA-CB
2	D	901	P5S	C-CA-CB-OG
2	D	901	P5S	N-CA-CB-OG
2	D	901	P5S	CB-OG-P12-O13
2	D	901	P5S	C3-O16-P12-OG
2	D	901	P5S	C3-O16-P12-O15
2	D	901	P5S	C39-C38-O37-C2
2	E	901	P5S	C-CA-CB-OG
2	E	901	P5S	N-CA-CB-OG
2	E	901	P5S	CB-OG-P12-O13
2	E	901	P5S	CB-OG-P12-O15

*Continued on next page...*

*Continued from previous page...*

Mol	Chain	Res	Type	Atoms
2	E	901	P5S	O18-C17-O19-C1
2	E	901	P5S	C20-C17-O19-C1
2	E	901	P5S	C39-C38-O37-C2
2	F	901	P5S	O-C-CA-N
2	F	901	P5S	O-C-CA-CB
2	F	901	P5S	OXT-C-CA-CB
2	F	901	P5S	O37-C2-C3-O16
2	F	901	P5S	C-CA-CB-OG
2	F	901	P5S	N-CA-CB-OG
2	F	901	P5S	CB-OG-P12-O13
2	F	901	P5S	CB-OG-P12-O15
2	F	901	P5S	O47-C38-O37-C2
4	D	903	CLR	C22-C23-C24-C25
3	A	902	POV	O32-C31-O31-C3
3	B	904	POV	O32-C31-O31-C3
3	C	904	POV	O32-C31-O31-C3
3	D	902	POV	O32-C31-O31-C3
3	E	902	POV	O32-C31-O31-C3
3	F	902	POV	O32-C31-O31-C3
4	E	904	CLR	C16-C17-C20-C21
4	F	904	CLR	C16-C17-C20-C21
4	B	902	CLR	C13-C17-C20-C21
4	C	902	CLR	C13-C17-C20-C21
4	D	904	CLR	C13-C17-C20-C21
4	E	904	CLR	C13-C17-C20-C21
4	F	904	CLR	C13-C17-C20-C21
2	D	901	P5S	O47-C38-O37-C2
2	E	901	P5S	O47-C38-O37-C2
3	A	902	POV	C32-C31-O31-C3
3	B	904	POV	C32-C31-O31-C3
3	C	904	POV	C32-C31-O31-C3
3	D	902	POV	C32-C31-O31-C3
3	E	902	POV	C32-C31-O31-C3
3	F	902	POV	C32-C31-O31-C3
2	B	903	P5S	C39-C38-O37-C2
2	C	903	P5S	C39-C38-O37-C2
2	F	901	P5S	C39-C38-O37-C2
4	A	903	CLR	C21-C20-C22-C23
4	A	904	CLR	C21-C20-C22-C23
4	B	902	CLR	C21-C20-C22-C23
4	C	902	CLR	C21-C20-C22-C23
4	D	904	CLR	C21-C20-C22-C23

*Continued on next page...*

*Continued from previous page...*

Mol	Chain	Res	Type	Atoms
4	E	904	CLR	C21-C20-C22-C23
4	F	903	CLR	C21-C20-C22-C23
4	F	904	CLR	C21-C20-C22-C23
4	B	902	CLR	C16-C17-C20-C21
4	C	902	CLR	C16-C17-C20-C21
4	D	904	CLR	C16-C17-C20-C21
4	A	904	CLR	C13-C17-C20-C21
4	A	903	CLR	C13-C17-C20-C22
4	A	904	CLR	C13-C17-C20-C22
4	B	902	CLR	C13-C17-C20-C22
4	C	902	CLR	C13-C17-C20-C22
4	D	904	CLR	C13-C17-C20-C22
4	E	904	CLR	C13-C17-C20-C22
4	F	904	CLR	C13-C17-C20-C22
4	A	904	CLR	C16-C17-C20-C21
4	A	903	CLR	C13-C17-C20-C21
4	C	902	CLR	C16-C17-C20-C22
4	F	904	CLR	C16-C17-C20-C22
4	B	902	CLR	C17-C20-C22-C23
4	D	904	CLR	C17-C20-C22-C23
2	B	903	P5S	C29-C30-C31-C32
2	D	901	P5S	C44-C45-C46-C48
2	A	901	P5S	C44-C45-C46-C48
2	F	901	P5S	C44-C45-C46-C48
4	E	904	CLR	C16-C17-C20-C22
4	A	904	CLR	C17-C20-C22-C23
4	E	903	CLR	C17-C20-C22-C23
4	E	904	CLR	C17-C20-C22-C23
4	F	904	CLR	C17-C20-C22-C23
2	C	903	P5S	C44-C45-C46-C48
4	D	904	CLR	C16-C17-C20-C22
4	C	902	CLR	C17-C20-C22-C23
2	A	901	P5S	C27-C28-C29-C30
2	B	903	P5S	OXT-C-CA-N
2	D	901	P5S	OXT-C-CA-N
2	F	901	P5S	OXT-C-CA-N
2	F	901	P5S	C20-C17-O19-C1
4	B	902	CLR	C16-C17-C20-C22
2	C	903	P5S	C27-C28-C29-C30
4	E	903	CLR	C21-C20-C22-C23
2	F	901	P5S	C29-C30-C31-C32
2	F	901	P5S	O18-C17-O19-C1

*Continued on next page...*

*Continued from previous page...*

Mol	Chain	Res	Type	Atoms
2	D	901	P5S	C17-C20-C21-C22
4	F	903	CLR	C17-C20-C22-C23
2	E	901	P5S	C27-C28-C29-C30
2	D	901	P5S	C27-C28-C29-C30
4	A	903	CLR	C20-C22-C23-C24
4	F	903	CLR	C20-C22-C23-C24
2	B	903	P5S	C17-C20-C21-C22
2	C	903	P5S	C38-C39-C40-C41
2	F	901	P5S	C38-C39-C40-C41
2	A	901	P5S	C38-C39-C40-C41
2	B	903	P5S	C38-C39-C40-C41
2	F	901	P5S	C27-C28-C29-C30
4	A	904	CLR	C16-C17-C20-C22
4	E	903	CLR	C22-C23-C24-C25
2	A	901	P5S	C3-O16-P12-OG
2	C	903	P5S	C3-O16-P12-OG
2	E	901	P5S	CB-OG-P12-O16
2	F	901	P5S	CB-OG-P12-O16
4	B	901	CLR	C21-C20-C22-C23
2	D	901	P5S	C29-C30-C31-C32
4	A	904	CLR	C20-C22-C23-C24
2	E	901	P5S	C38-C39-C40-C41
2	B	903	P5S	C23-C24-C25-C26
4	A	903	CLR	C17-C20-C22-C23
2	D	901	P5S	C26-C27-C28-C29
2	E	901	P5S	C51-C52-C53-C54
2	F	901	P5S	C51-C52-C53-C54
4	D	903	CLR	C23-C24-C25-C27
2	A	901	P5S	C52-C53-C54-C55
2	E	901	P5S	C31-C32-C33-C34
2	B	903	P5S	C45-C46-C48-C49
2	E	901	P5S	C52-C53-C54-C55
2	C	903	P5S	C52-C53-C54-C55
2	E	901	P5S	C26-C27-C28-C29
2	D	901	P5S	C39-C40-C41-C42
2	F	901	P5S	C25-C26-C27-C28
2	B	903	P5S	C20-C21-C22-C23
3	D	902	POV	C33-C34-C35-C36
2	A	901	P5S	C26-C27-C28-C29
3	A	902	POV	C33-C34-C35-C36
3	B	904	POV	C33-C34-C35-C36
3	C	904	POV	C33-C34-C35-C36

*Continued on next page...*



*Continued from previous page...*

Mol	Chain	Res	Type	Atoms
3	E	902	POV	C33-C34-C35-C36
3	F	902	POV	C33-C34-C35-C36
2	C	903	P5S	C26-C27-C28-C29
2	D	901	P5S	C22-C23-C24-C25
2	D	901	P5S	C25-C26-C27-C28
2	F	901	P5S	C52-C53-C54-C55
2	D	901	P5S	C38-C39-C40-C41
2	B	903	P5S	C22-C23-C24-C25
2	B	903	P5S	C42-C43-C44-C45
2	F	901	P5S	C26-C27-C28-C29
4	D	903	CLR	C20-C22-C23-C24
2	A	901	P5S	C25-C26-C27-C28
2	A	901	P5S	C51-C52-C53-C54
2	E	901	P5S	C39-C40-C41-C42
4	D	903	CLR	C23-C24-C25-C26
2	F	901	P5S	C50-C51-C52-C53
2	C	903	P5S	C25-C26-C27-C28
2	A	901	P5S	C48-C49-C50-C51
4	A	903	CLR	C16-C17-C20-C21
2	A	901	P5S	C31-C32-C33-C34
2	B	903	P5S	C52-C53-C54-C55
2	B	903	P5S	C20-C17-O19-C1
2	C	903	P5S	C48-C49-C50-C51
2	E	901	P5S	C45-C46-C48-C49
2	E	901	P5S	C23-C24-C25-C26
2	B	903	P5S	C-CA-CB-OG
4	A	903	CLR	C16-C17-C20-C22
2	C	903	P5S	C31-C32-C33-C34
2	C	903	P5S	O37-C2-C3-O16
2	C	903	P5S	C51-C52-C53-C54
2	B	903	P5S	C41-C42-C43-C44
2	D	901	P5S	C31-C32-C33-C34
2	D	901	P5S	C48-C49-C50-C51
2	A	901	P5S	C22-C23-C24-C25
2	D	901	P5S	C20-C21-C22-C23
2	E	901	P5S	C44-C45-C46-C48
2	A	901	P5S	C42-C43-C44-C45
2	E	901	P5S	C25-C26-C27-C28
2	B	903	P5S	C25-C26-C27-C28
2	B	903	P5S	CB-OG-P12-O16
2	C	903	P5S	C1-C2-C3-O16
2	F	901	P5S	C24-C25-C26-C27

*Continued on next page...*

*Continued from previous page...*

Mol	Chain	Res	Type	Atoms
4	E	903	CLR	C13-C17-C20-C21
2	B	903	P5S	C43-C44-C45-C46
2	E	901	P5S	C46-C48-C49-C50
3	B	904	POV	C24-C25-C26-C27
3	A	902	POV	C24-C25-C26-C27
3	C	904	POV	C24-C25-C26-C27
3	D	902	POV	C24-C25-C26-C27
3	E	902	POV	C24-C25-C26-C27
3	F	902	POV	C24-C25-C26-C27
2	D	901	P5S	C46-C48-C49-C50
2	F	901	P5S	C46-C48-C49-C50
2	B	903	P5S	C26-C27-C28-C29
2	F	901	P5S	O19-C1-C2-C3
3	A	902	POV	C1-C2-C3-O31
3	B	904	POV	C1-C2-C3-O31
3	C	904	POV	C1-C2-C3-O31
3	D	902	POV	C1-C2-C3-O31
3	E	902	POV	C1-C2-C3-O31
3	F	902	POV	C1-C2-C3-O31
2	D	901	P5S	O19-C17-C20-C21
2	E	901	P5S	C48-C49-C50-C51
2	B	903	P5S	O18-C17-O19-C1
4	E	903	CLR	C13-C17-C20-C22
2	F	901	P5S	C48-C49-C50-C51
2	E	901	P5S	C40-C41-C42-C43
2	E	901	P5S	C41-C42-C43-C44
4	C	901	CLR	C13-C17-C20-C21
4	F	903	CLR	C13-C17-C20-C21
2	D	901	P5S	C53-C54-C55-C56
4	F	904	CLR	C20-C22-C23-C24
2	B	903	P5S	C1-C2-C3-O16
2	D	901	P5S	C1-C2-C3-O16
2	F	901	P5S	C1-C2-C3-O16
2	B	903	P5S	C24-C25-C26-C27
2	B	903	P5S	C31-C32-C33-C34
2	D	901	P5S	C33-C34-C35-C36
4	E	904	CLR	C23-C24-C25-C26
4	E	904	CLR	C23-C24-C25-C27
2	D	901	P5S	CB-OG-P12-O16
4	C	902	CLR	C23-C24-C25-C27
2	F	901	P5S	C31-C32-C33-C34
2	F	901	P5S	O19-C1-C2-O37

*Continued on next page...*

*Continued from previous page...*

Mol	Chain	Res	Type	Atoms
4	C	901	CLR	C13-C17-C20-C22
4	F	903	CLR	C13-C17-C20-C22
2	B	903	P5S	O-C-CA-N
2	D	901	P5S	O-C-CA-N
2	A	901	P5S	C28-C29-C30-C31
2	B	903	P5S	C50-C51-C52-C53
2	C	903	P5S	C45-C46-C48-C49
2	D	901	P5S	C2-C3-O16-P12
2	C	903	P5S	C42-C43-C44-C45
3	A	902	POV	C32-C33-C34-C35
3	B	904	POV	C32-C33-C34-C35
3	C	904	POV	C32-C33-C34-C35
3	F	902	POV	C32-C33-C34-C35
3	D	902	POV	C32-C33-C34-C35
3	E	902	POV	C32-C33-C34-C35
2	F	901	P5S	C28-C29-C30-C31
2	C	903	P5S	C39-C40-C41-C42
2	D	901	P5S	C23-C24-C25-C26
2	A	901	P5S	C33-C34-C35-C36
2	F	901	P5S	C21-C22-C23-C24
2	B	903	P5S	O19-C1-C2-C3
2	B	903	P5S	O37-C2-C3-O16
2	D	901	P5S	O37-C2-C3-O16
4	E	903	CLR	C16-C17-C20-C21
2	E	901	P5S	C33-C34-C35-C36
2	F	901	P5S	C33-C34-C35-C36
2	A	901	P5S	CA-CB-OG-P12
2	C	903	P5S	CA-CB-OG-P12
2	D	901	P5S	CA-CB-OG-P12
2	F	901	P5S	CA-CB-OG-P12
2	A	901	P5S	C24-C25-C26-C27
2	D	901	P5S	C24-C25-C26-C27
2	B	903	P5S	C33-C34-C35-C36
2	A	901	P5S	N-CA-CB-OG
4	C	901	CLR	C22-C23-C24-C25
2	E	901	P5S	C3-O16-P12-OG
2	A	901	P5S	C3-O16-P12-O15
2	D	901	P5S	C3-O16-P12-O13
4	C	902	CLR	C23-C24-C25-C26
2	A	901	P5S	C1-C2-C3-O16
2	B	903	P5S	O19-C17-C20-C21
2	F	901	P5S	C39-C40-C41-C42

*Continued on next page...*

*Continued from previous page...*

Mol	Chain	Res	Type	Atoms
2	E	901	P5S	C28-C29-C30-C31
4	E	903	CLR	C16-C17-C20-C22
2	B	903	P5S	O19-C1-C2-O37
2	C	903	P5S	C33-C34-C35-C36
4	D	904	CLR	C20-C22-C23-C24
2	E	901	P5S	C21-C22-C23-C24
2	B	903	P5S	C28-C29-C30-C31
2	C	903	P5S	C28-C29-C30-C31
2	B	903	P5S	C46-C48-C49-C50
4	C	901	CLR	C16-C17-C20-C21
3	B	904	POV	C22-C23-C24-C25
3	E	902	POV	C22-C23-C24-C25
3	A	902	POV	C22-C23-C24-C25
3	C	904	POV	C22-C23-C24-C25
3	D	902	POV	C22-C23-C24-C25
3	F	902	POV	C22-C23-C24-C25
4	F	903	CLR	C16-C17-C20-C21
3	A	902	POV	O21-C2-C3-O31
3	B	904	POV	O21-C2-C3-O31
3	C	904	POV	O21-C2-C3-O31
3	D	902	POV	O21-C2-C3-O31
3	E	902	POV	O21-C2-C3-O31
3	F	902	POV	O21-C2-C3-O31
2	B	903	P5S	C3-O16-P12-OG
2	E	901	P5S	C50-C51-C52-C53
2	D	901	P5S	C40-C41-C42-C43
4	C	901	CLR	C16-C17-C20-C22
4	F	903	CLR	C16-C17-C20-C22
2	B	903	P5S	C27-C28-C29-C30
2	A	901	P5S	C-CA-CB-OG
2	C	903	P5S	C-CA-CB-OG
2	C	903	P5S	C22-C23-C24-C25
2	D	901	P5S	O18-C17-C20-C21
2	D	901	P5S	C28-C29-C30-C31
3	A	902	POV	C210-C211-C212-C213
3	B	904	POV	C210-C211-C212-C213
3	C	904	POV	C210-C211-C212-C213
3	D	902	POV	C210-C211-C212-C213
3	E	902	POV	C210-C211-C212-C213
3	F	902	POV	C210-C211-C212-C213
4	A	904	CLR	C23-C24-C25-C26
3	A	902	POV	C31-C32-C33-C34

*Continued on next page...*

*Continued from previous page...*

Mol	Chain	Res	Type	Atoms
3	B	904	POV	C31-C32-C33-C34
3	D	902	POV	C31-C32-C33-C34
3	E	902	POV	C31-C32-C33-C34
3	F	902	POV	C31-C32-C33-C34
3	C	904	POV	C31-C32-C33-C34
2	D	901	P5S	O19-C1-C2-C3
2	A	901	P5S	C23-C24-C25-C26
2	C	903	P5S	C41-C42-C43-C44
3	A	902	POV	C27-C28-C29-C210
3	B	904	POV	C27-C28-C29-C210
3	C	904	POV	C27-C28-C29-C210
3	D	902	POV	C27-C28-C29-C210
3	E	902	POV	C27-C28-C29-C210
3	F	902	POV	C27-C28-C29-C210
4	C	901	CLR	C17-C20-C22-C23
3	A	902	POV	O21-C21-C22-C23
3	D	902	POV	O21-C21-C22-C23
3	B	904	POV	O21-C21-C22-C23
3	C	904	POV	O21-C21-C22-C23
3	E	902	POV	O21-C21-C22-C23
3	F	902	POV	O21-C21-C22-C23
2	C	903	P5S	C23-C24-C25-C26
4	A	904	CLR	C23-C24-C25-C27
2	E	901	P5S	CA-CB-OG-P12
2	D	901	P5S	C45-C46-C48-C49
2	E	901	P5S	O-C-CA-CB
3	B	904	POV	O22-C21-C22-C23
3	A	902	POV	O22-C21-C22-C23
3	D	902	POV	O22-C21-C22-C23
3	E	902	POV	O22-C21-C22-C23
2	F	901	P5S	C42-C43-C44-C45
3	C	904	POV	O22-C21-C22-C23
3	F	902	POV	O22-C21-C22-C23
2	A	901	P5S	C45-C46-C48-C49
2	F	901	P5S	C23-C24-C25-C26
2	C	903	P5S	C24-C25-C26-C27

There are no ring outliers.

22 monomers are involved in 128 short contacts:

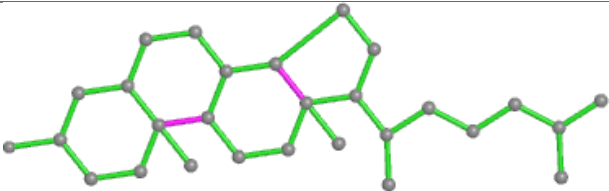
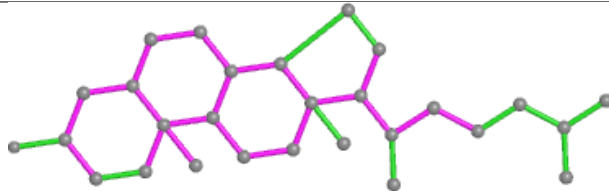
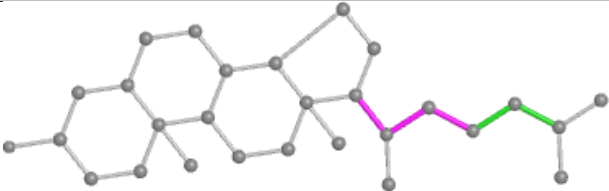
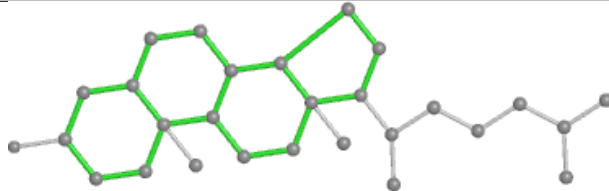
Mol	Chain	Res	Type	Clashes	Symm-Clashes
4	F	903	CLR	9	0

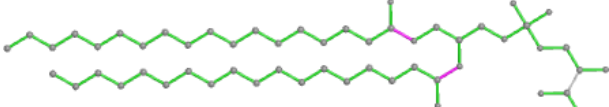
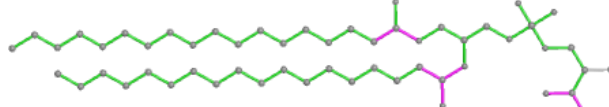
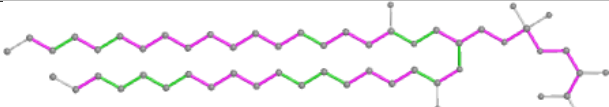
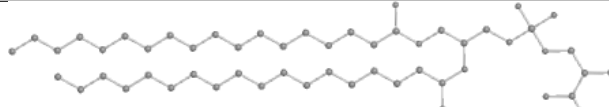
*Continued on next page...*

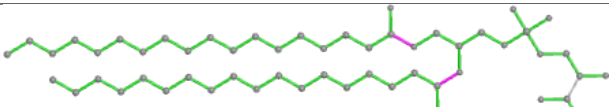
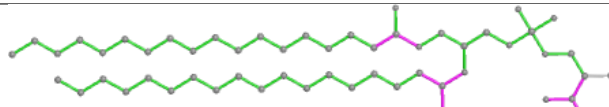
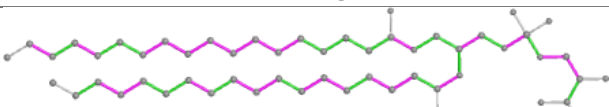
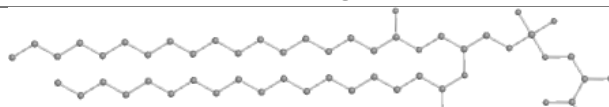
*Continued from previous page...*

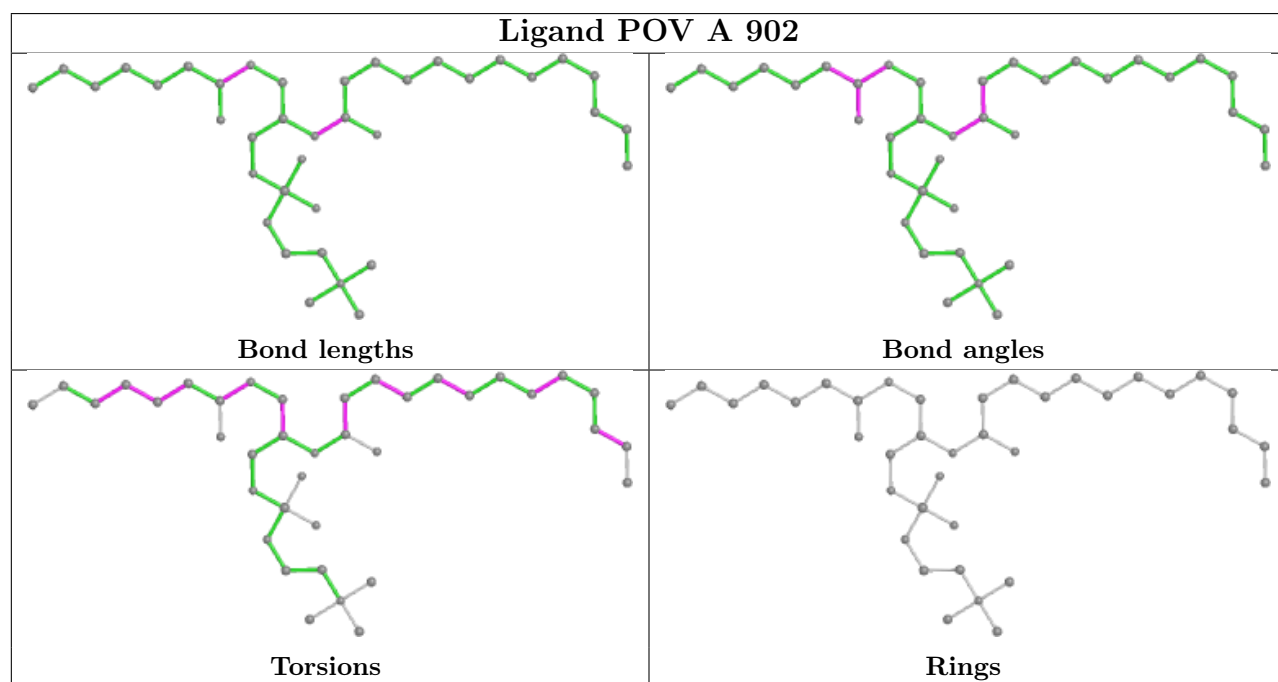
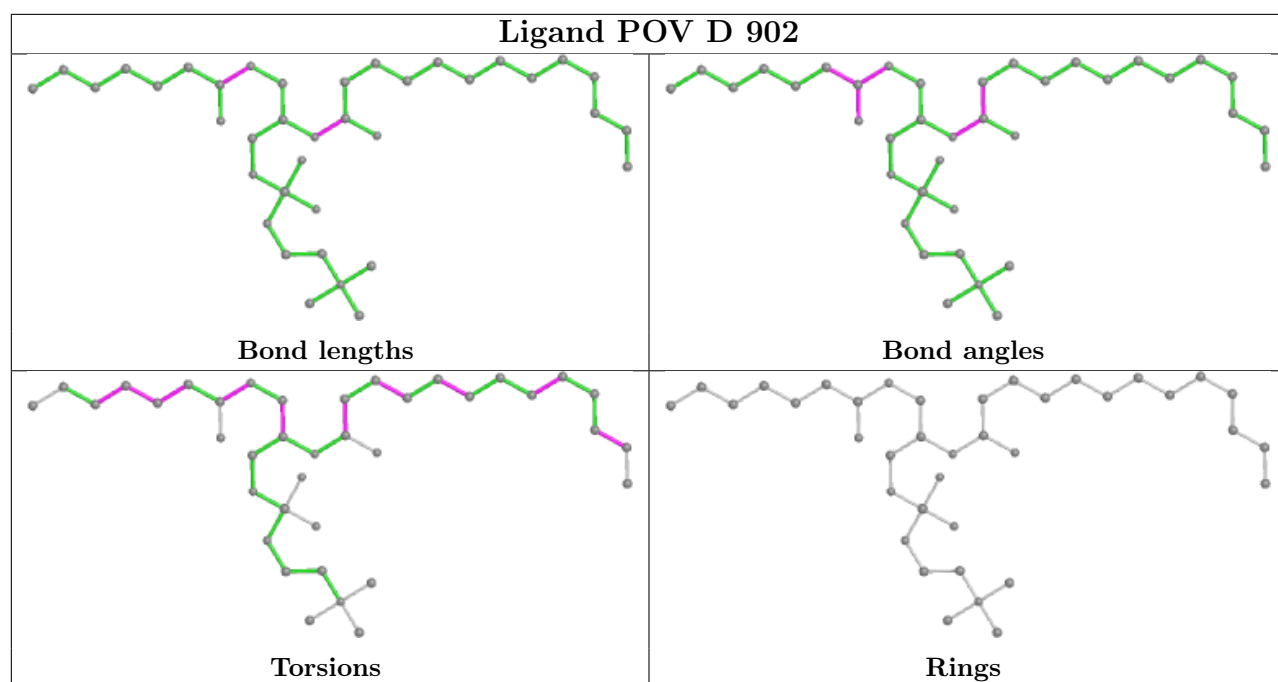
Mol	Chain	Res	Type	Clashes	Symm-Clashes
2	D	901	P5S	3	0
2	C	903	P5S	4	0
3	A	902	POV	5	0
4	C	901	CLR	11	0
2	B	903	P5S	2	0
2	F	901	P5S	6	0
2	A	901	P5S	1	0
2	E	901	P5S	2	0
3	B	904	POV	2	0
3	C	904	POV	1	0
4	C	902	CLR	2	0
4	D	903	CLR	12	0
4	B	902	CLR	5	0
4	D	904	CLR	8	0
4	A	903	CLR	16	0
4	A	904	CLR	2	0
4	B	901	CLR	9	0
4	F	904	CLR	8	0
4	E	903	CLR	10	0
3	F	902	POV	1	0
4	E	904	CLR	16	0

The following is a two-dimensional graphical depiction of Mogul quality analysis of bond lengths, bond angles, torsion angles, and ring geometry for all instances of the Ligand of Interest. In addition, ligands with molecular weight > 250 and outliers as shown on the validation Tables will also be included. For torsion angles, if less than 5% of the Mogul distribution of torsion angles is within 10 degrees of the torsion angle in question, then that torsion angle is considered an outlier. Any bond that is central to one or more torsion angles identified as an outlier by Mogul will be highlighted in the graph. For rings, the root-mean-square deviation (RMSD) between the ring in question and similar rings identified by Mogul is calculated over all ring torsion angles. If the average RMSD is greater than 60 degrees and the minimal RMSD between the ring in question and any Mogul-identified rings is also greater than 60 degrees, then that ring is considered an outlier. The outliers are highlighted in purple. The color gray indicates Mogul did not find sufficient equivalents in the CSD to analyse the geometry.

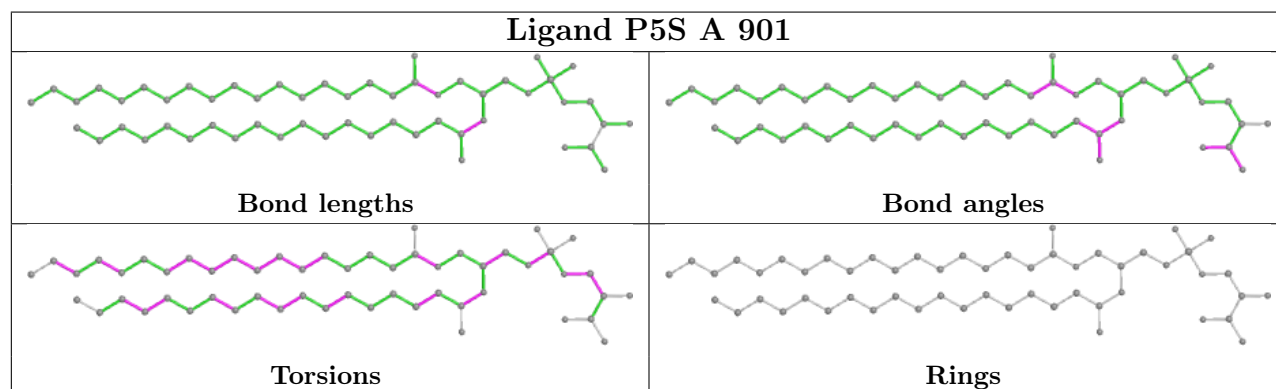
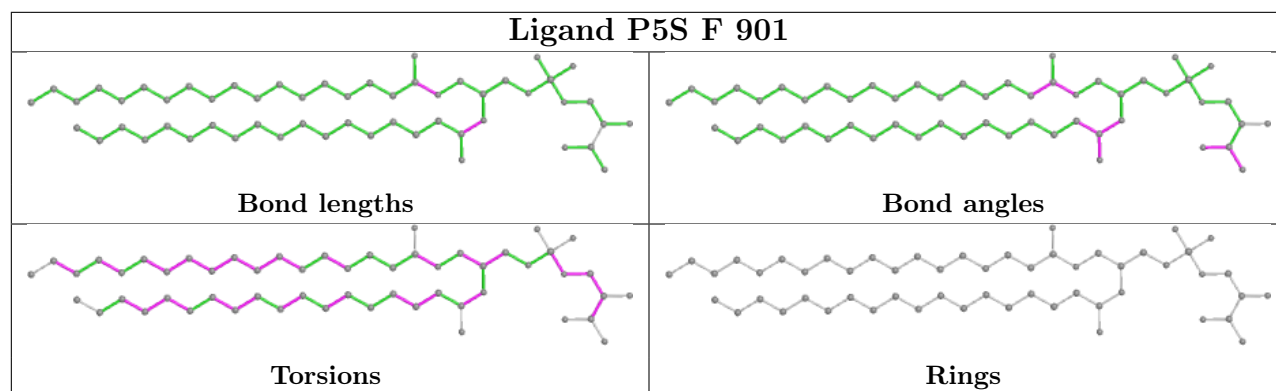
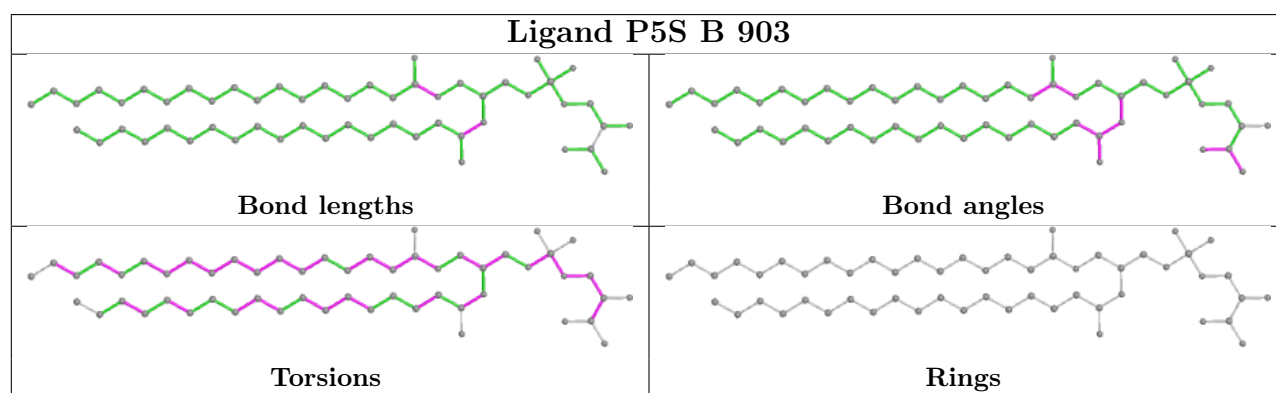
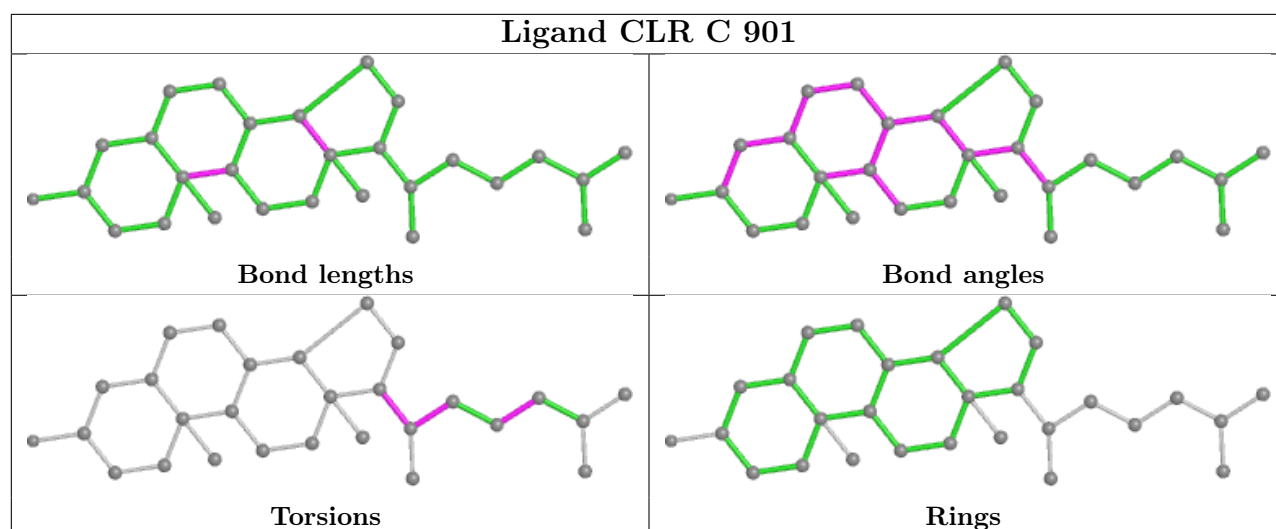
Ligand CLR F 903	
	
Bond lengths	Bond angles
	
Torsions	Rings

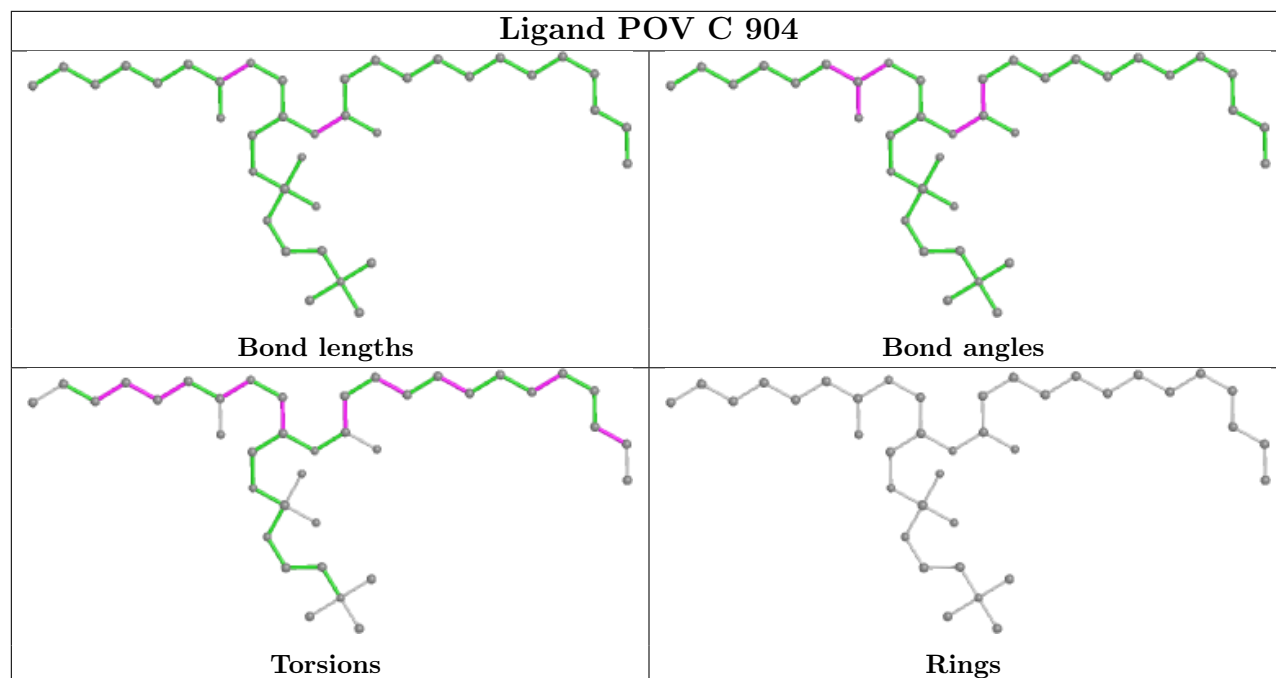
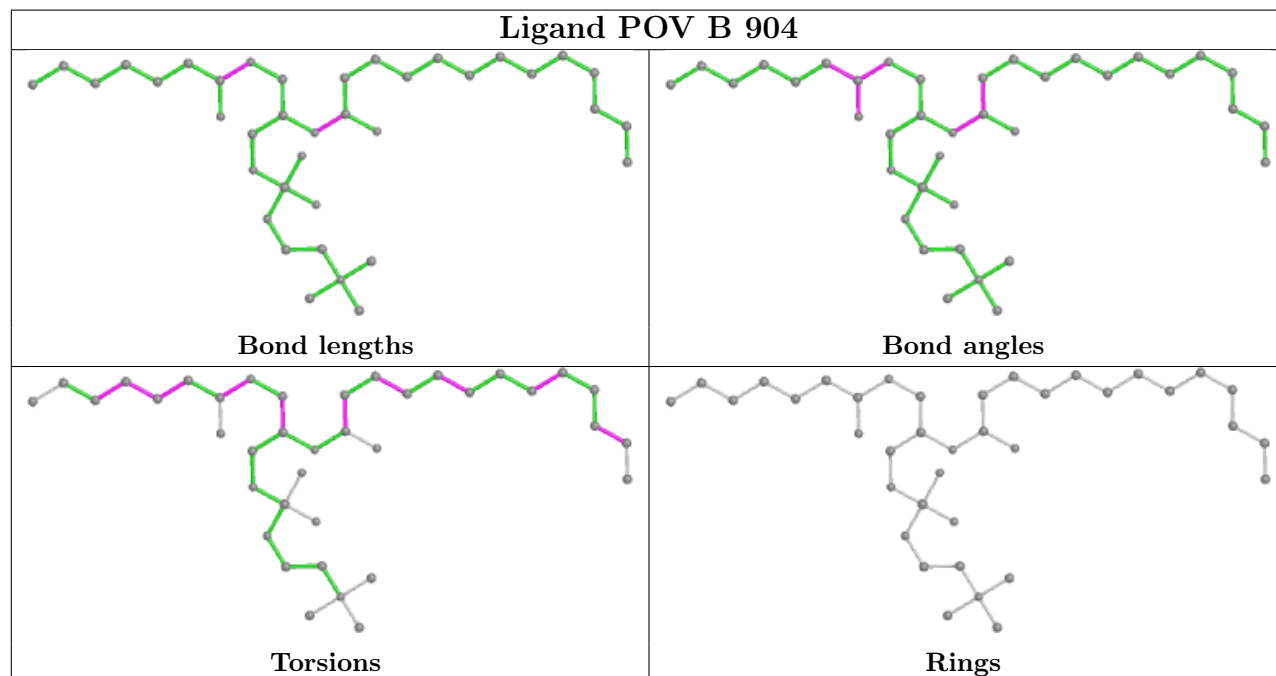
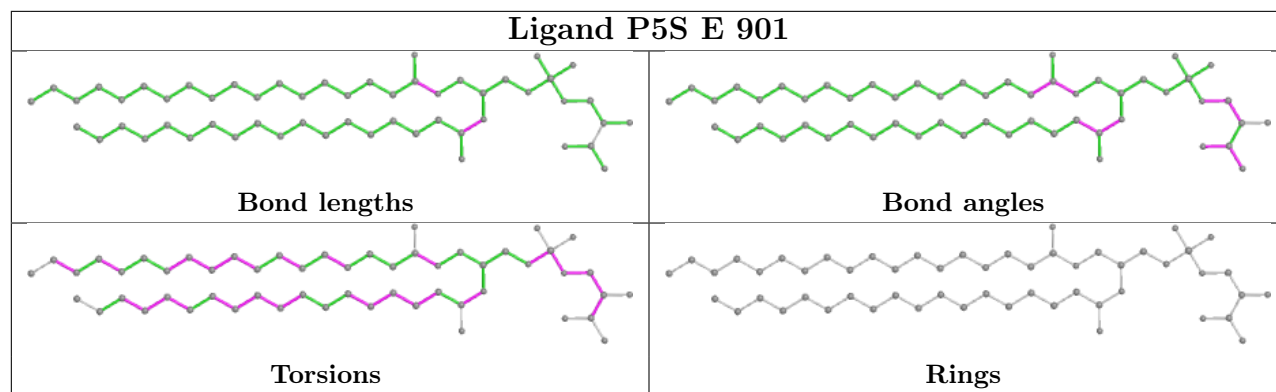
Ligand P5S D 901	
	
Bond lengths	Bond angles
	
Torsions	Rings

Ligand P5S C 903	
	
Bond lengths	Bond angles
	
Torsions	Rings

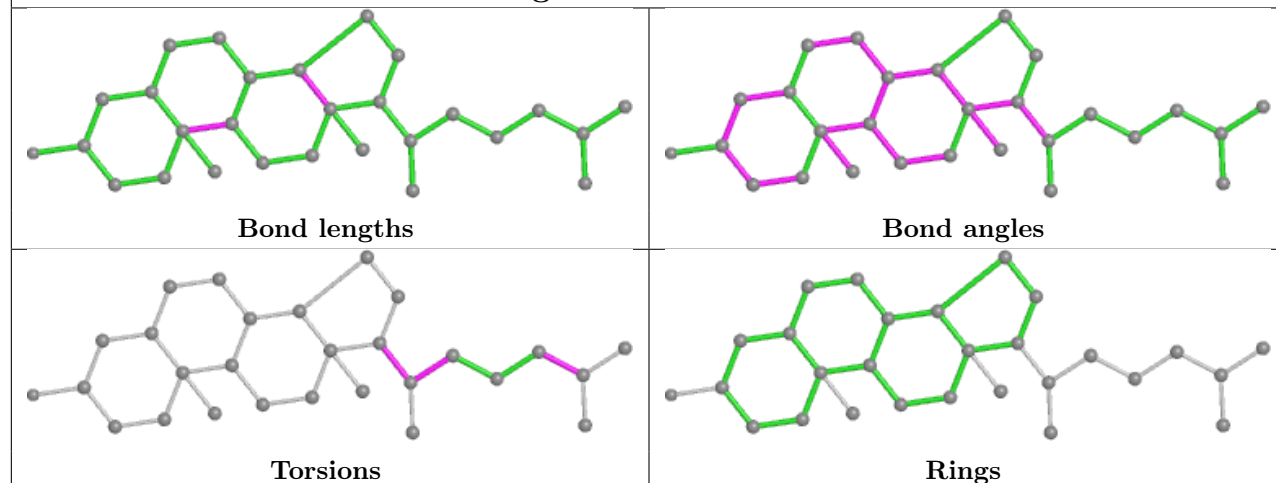




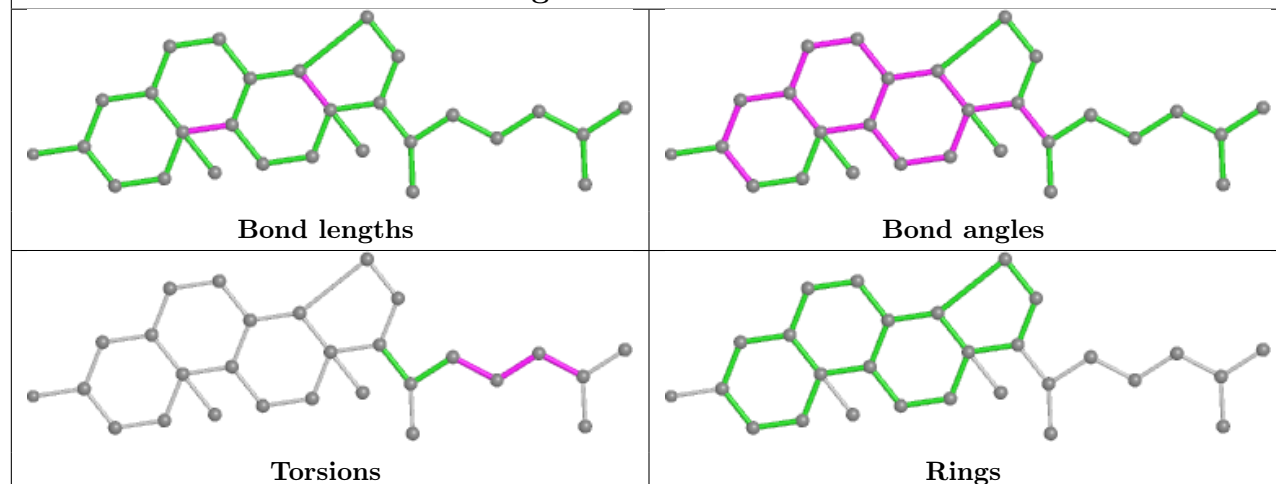




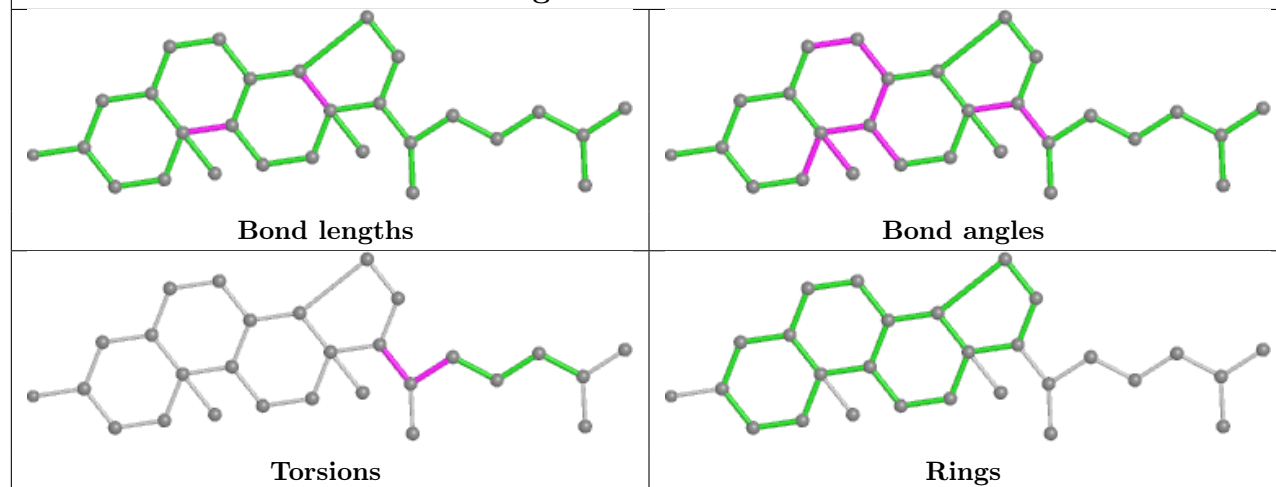
## Ligand CLR C 902

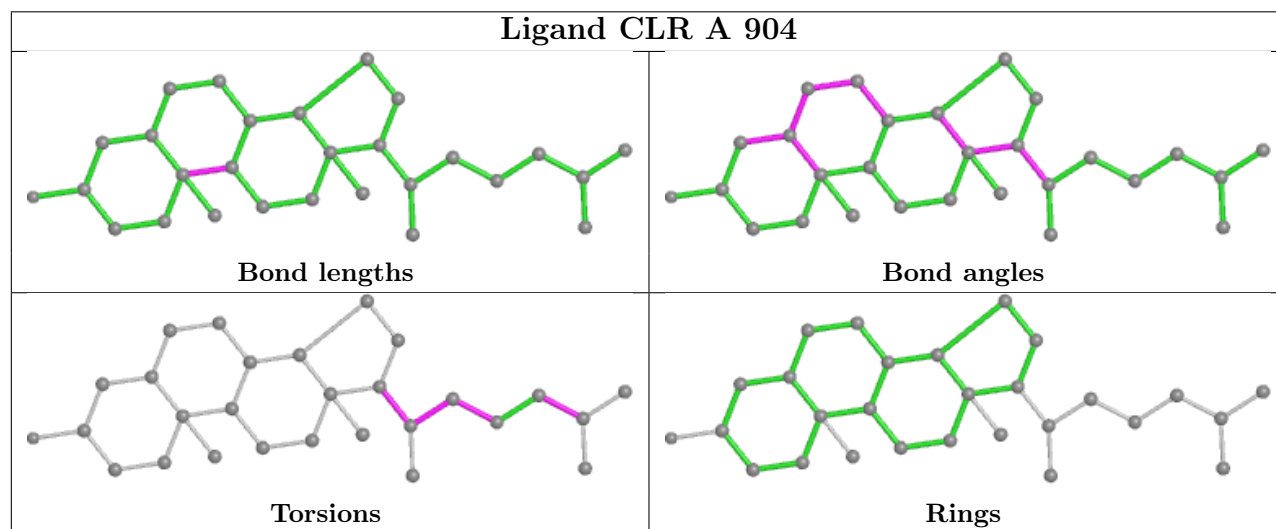
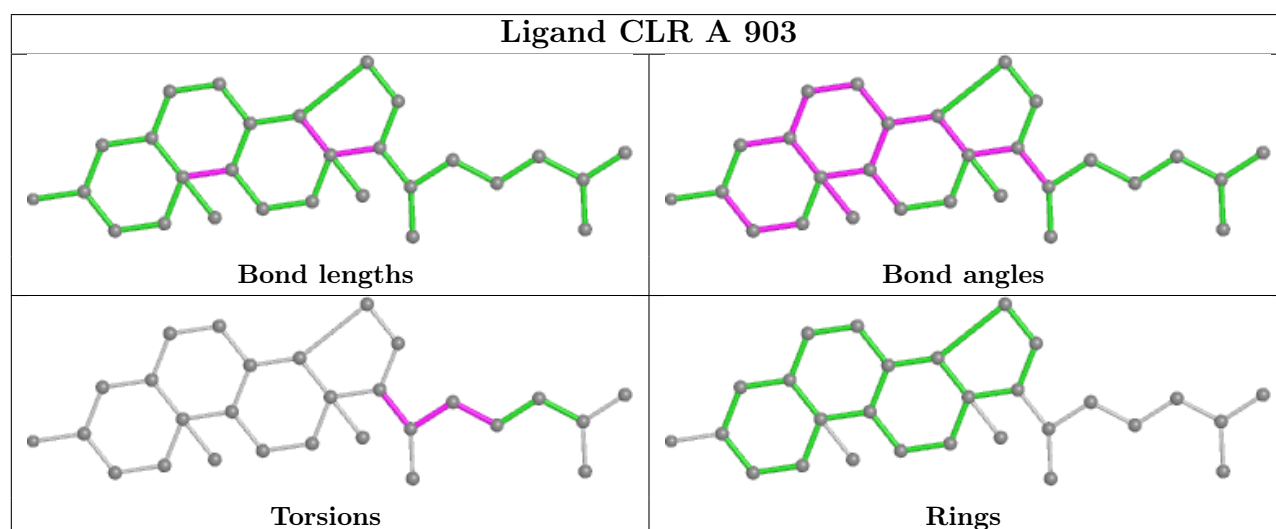
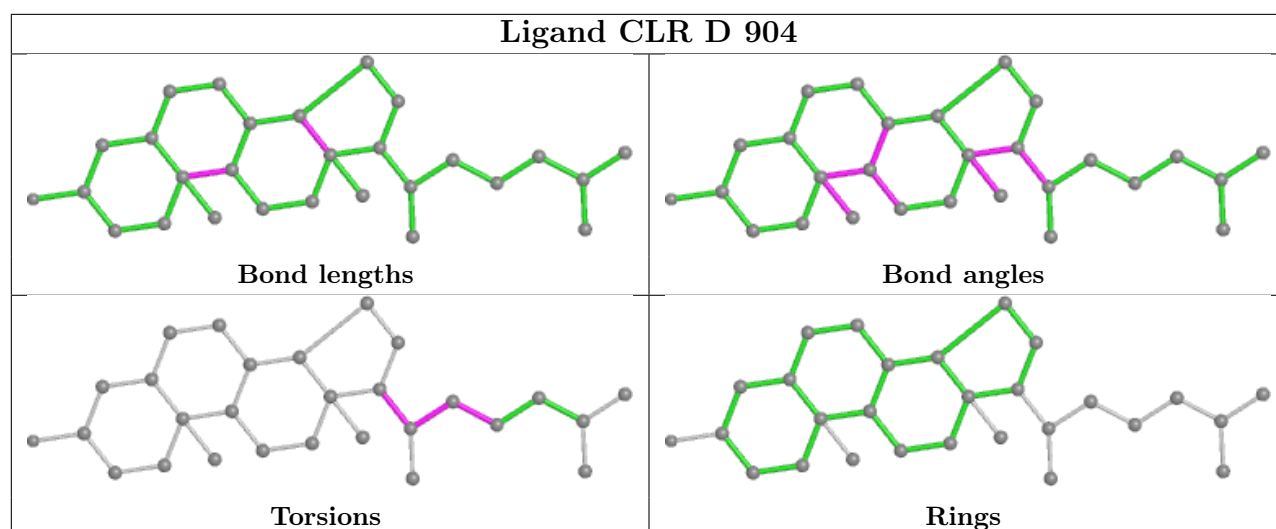


## Ligand CLR D 903

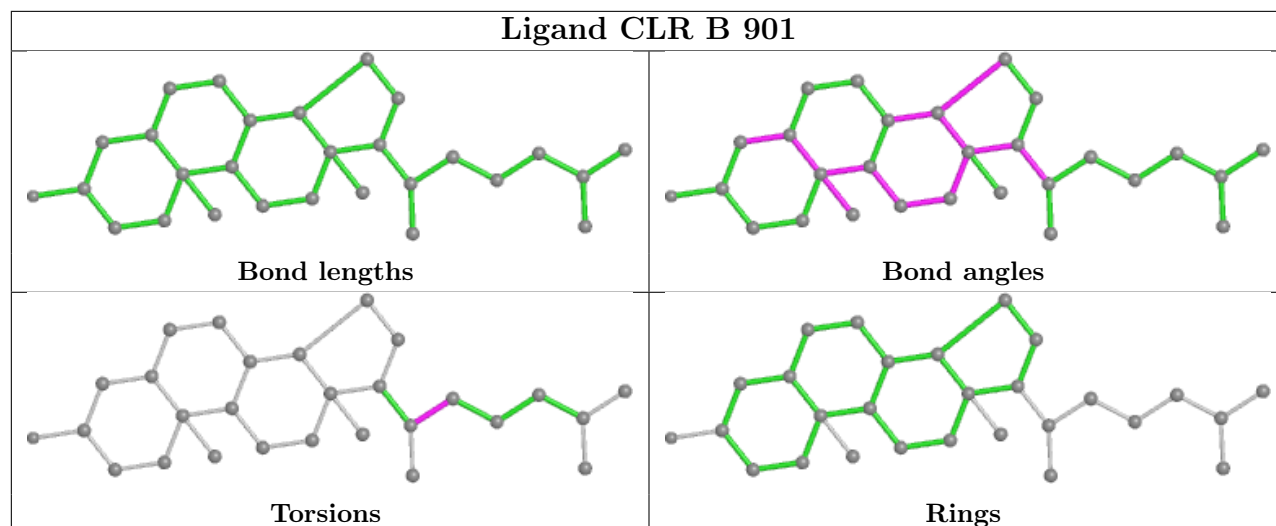


## Ligand CLR B 902

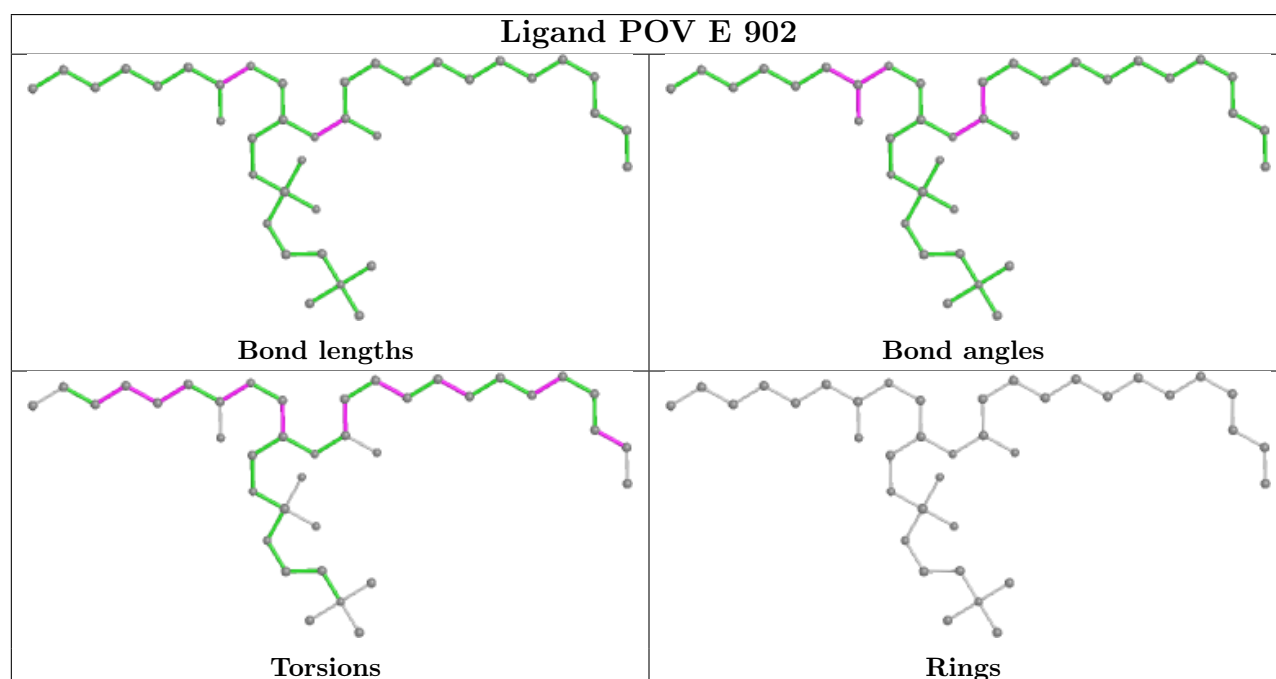




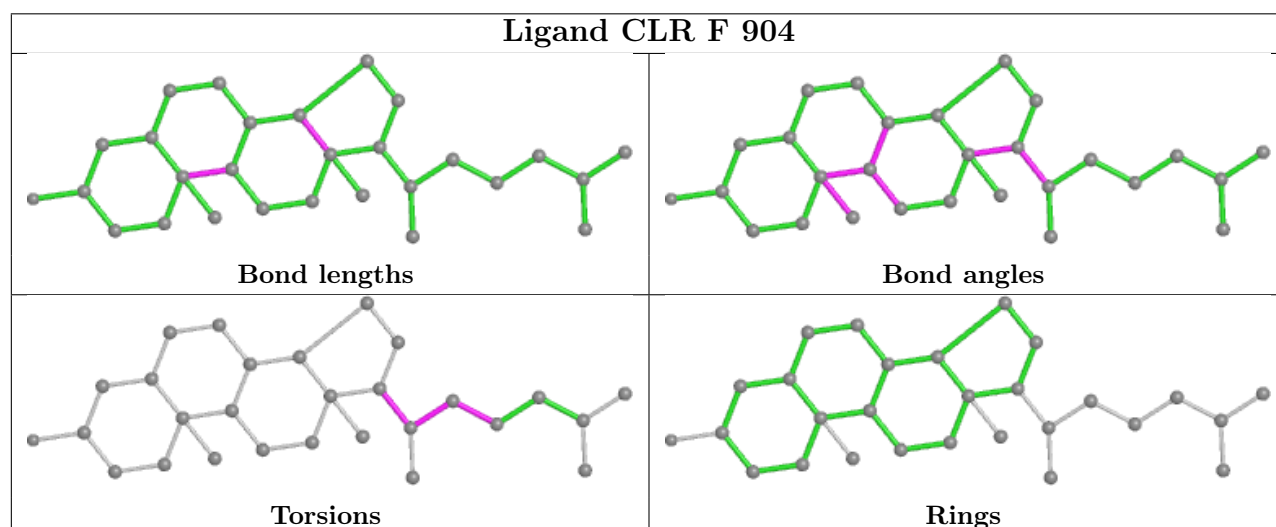
## Ligand CLR B 901

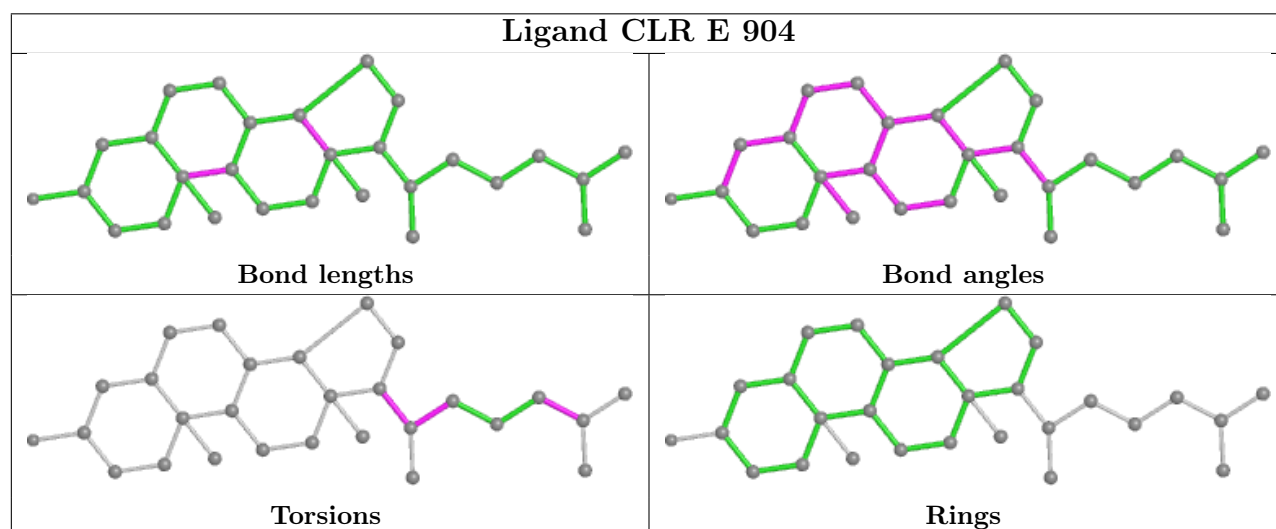
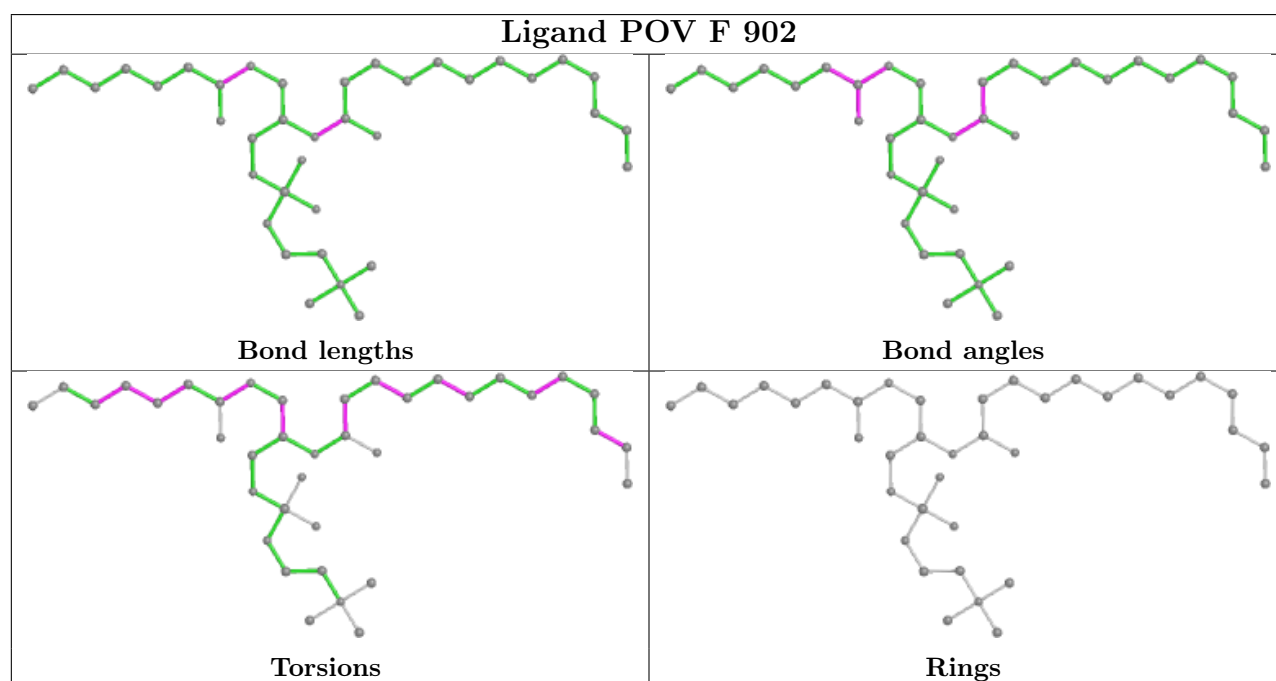
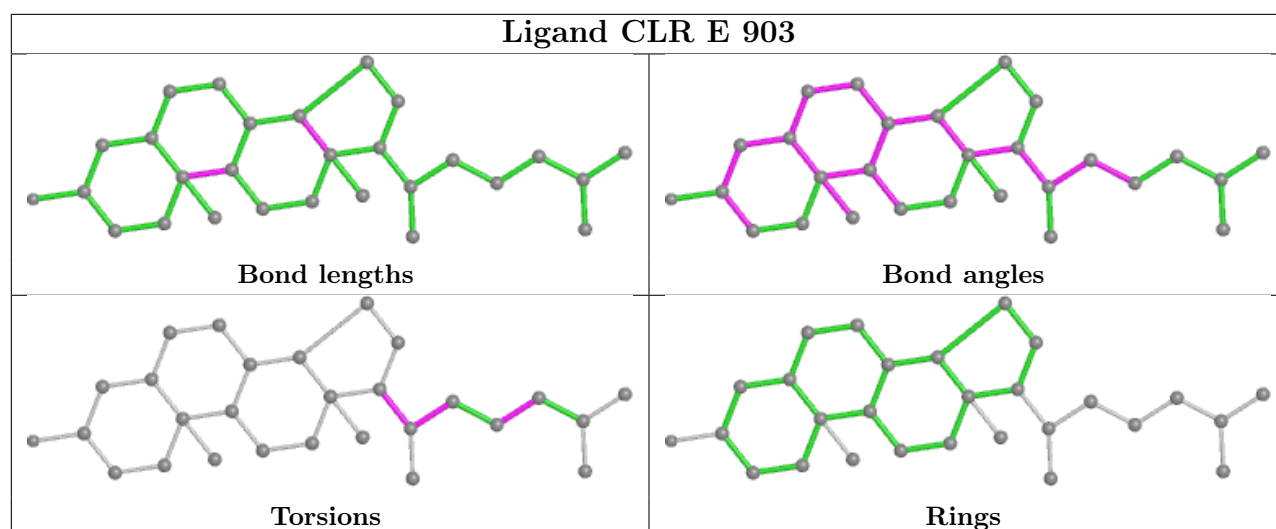


## Ligand POV E 902



## Ligand CLR F 904





## 5.7 Other polymers [i](#)

There are no such residues in this entry.

## 5.8 Polymer linkage issues [i](#)

There are no chain breaks in this entry.


## 6 Map visualisation [i](#)

This section contains visualisations of the EMDB entry EMD-33527. These allow visual inspection of the internal detail of the map and identification of artifacts.


Images derived from a raw map, generated by summing the deposited half-maps, are presented below the corresponding image components of the primary map to allow further visual inspection and comparison with those of the primary map.

### 6.1 Orthogonal projections [i](#)

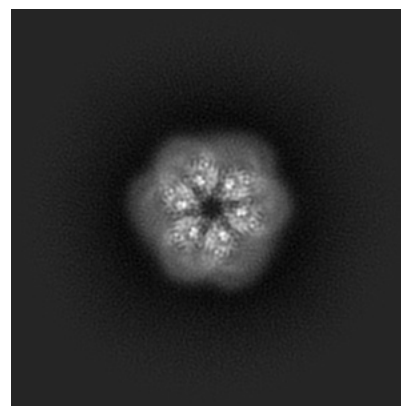
#### 6.1.1 Primary map



X

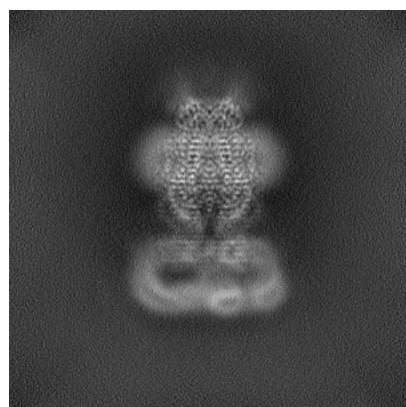


Y

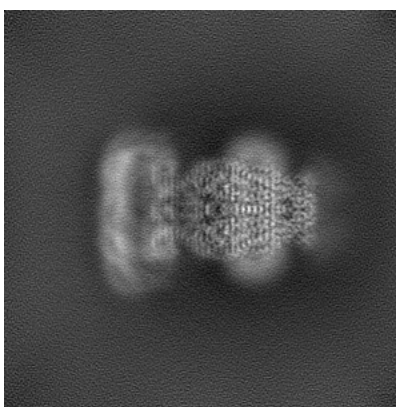


Z

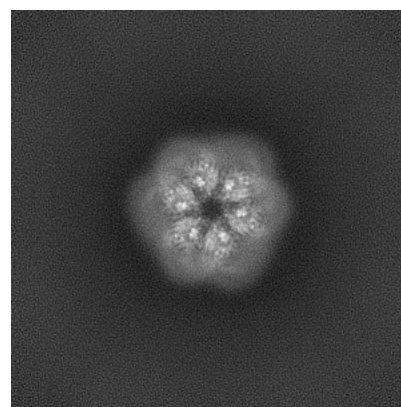
#### 6.1.2 Raw map



X



Y



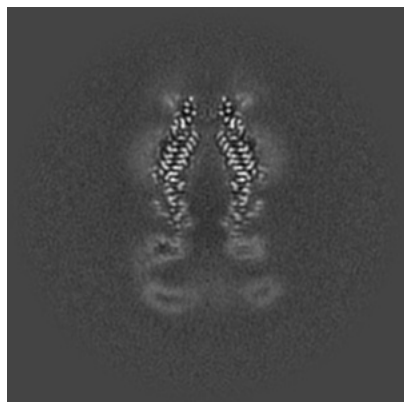
Z

The images above show the map projected in three orthogonal directions.

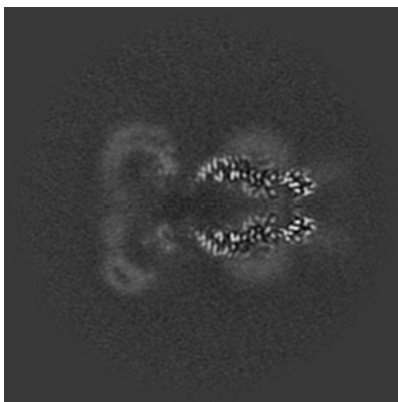


## 6.2 Central slices [i](#)

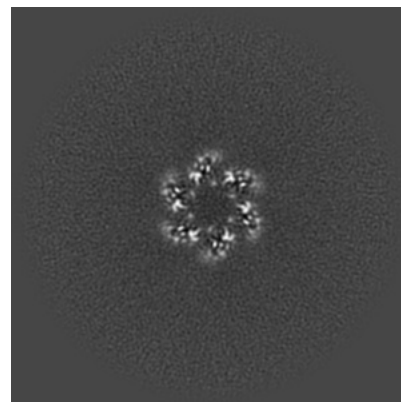
### 6.2.1 Primary map



X Index: 150

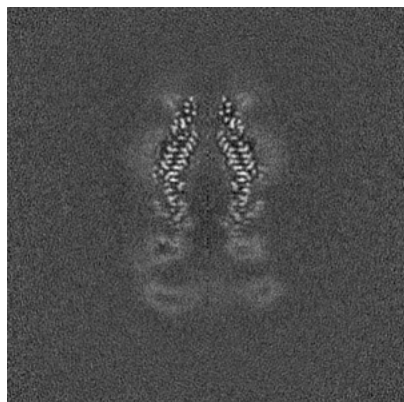


Y Index: 150

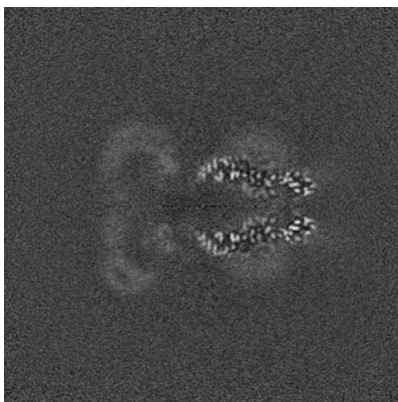


Z Index: 150

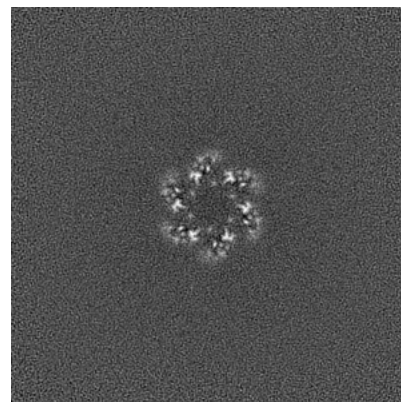
### 6.2.2 Raw map



X Index: 150



Y Index: 150

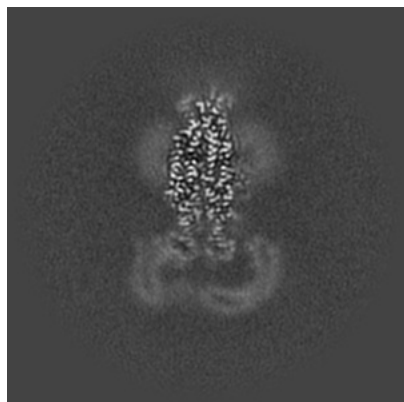


Z Index: 150

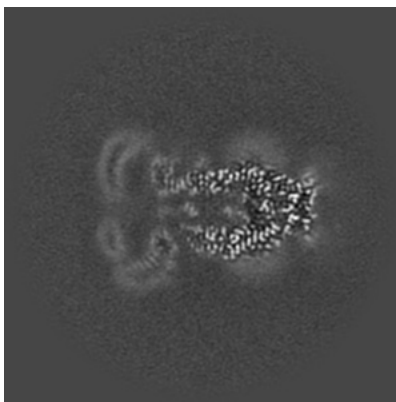
The images above show central slices of the map in three orthogonal directions.

## 6.3 Largest variance slices [i](#)

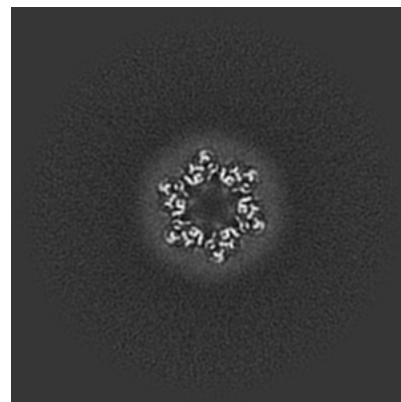
### 6.3.1 Primary map



X Index: 129




Y Index: 164




Z Index: 171

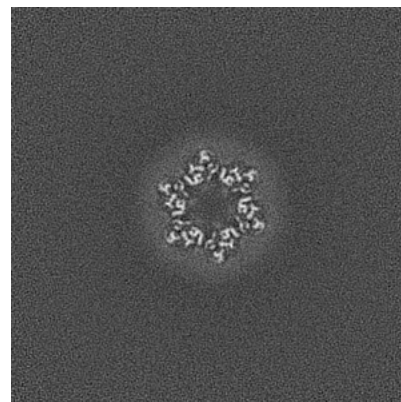
### 6.3.2 Raw map



X Index: 0



Y Index: 0




Z Index: 171


The images above show the largest variance slices of the map in three orthogonal directions.

## 6.4 Orthogonal standard-deviation projections (False-color) [i](#)

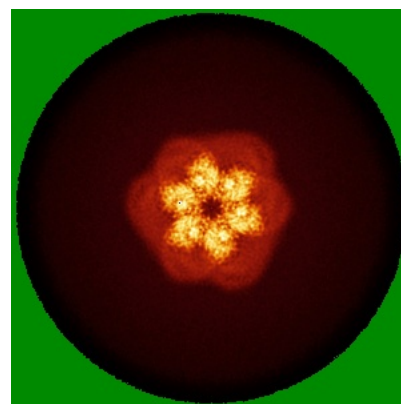
### 6.4.1 Primary map



X

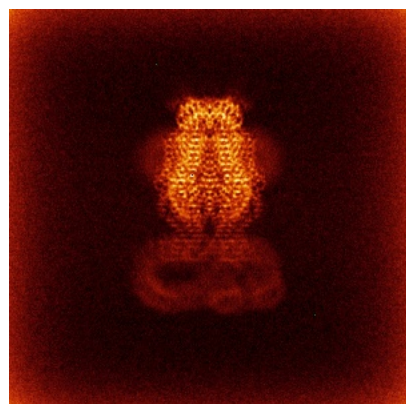


Y




Z

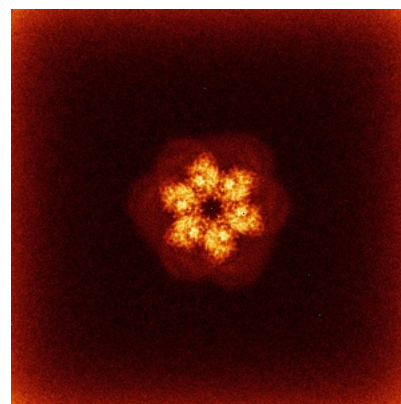
### 6.4.2 Raw map



X



Y




Z

The images above show the map standard deviation projections with false color in three orthogonal directions. Minimum values are shown in green, max in blue, and dark to light orange shades represent small to large values respectively.

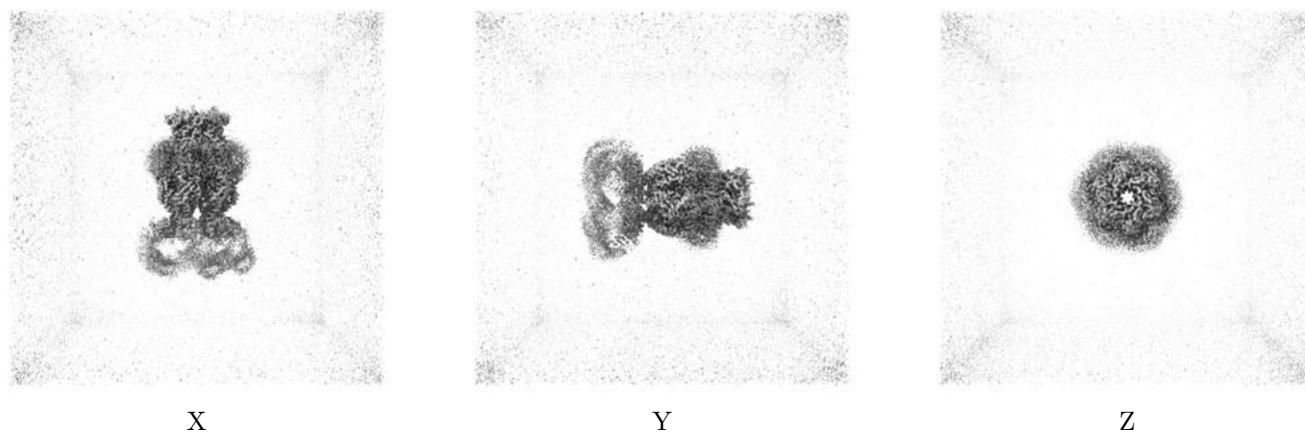
## 6.5 Orthogonal surface views [i](#)

### 6.5.1 Primary map



The images above show the 3D surface view of the map at the recommended contour level 0.3. These images, in conjunction with the slice images, may facilitate assessment of whether an appropriate contour level has been provided.

### 6.5.2 Raw map



These images show the 3D surface of the raw map. The raw map's contour level was selected so that its surface encloses the same volume as the primary map does at its recommended contour level.

## 6.6 Mask visualisation [i](#)

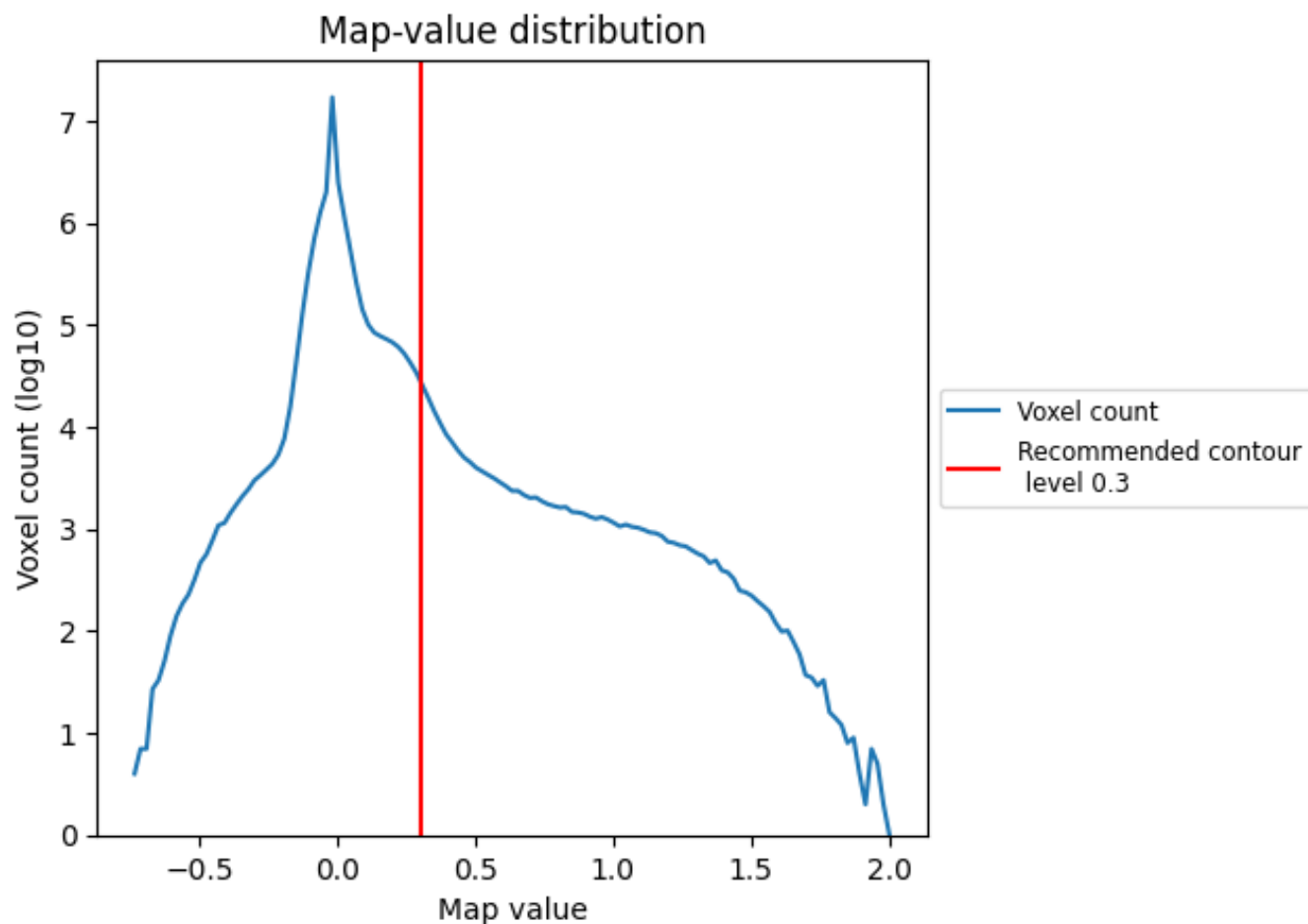
This section was not generated. No masks/segmentation were deposited.



## 7 Map analysis [i](#)

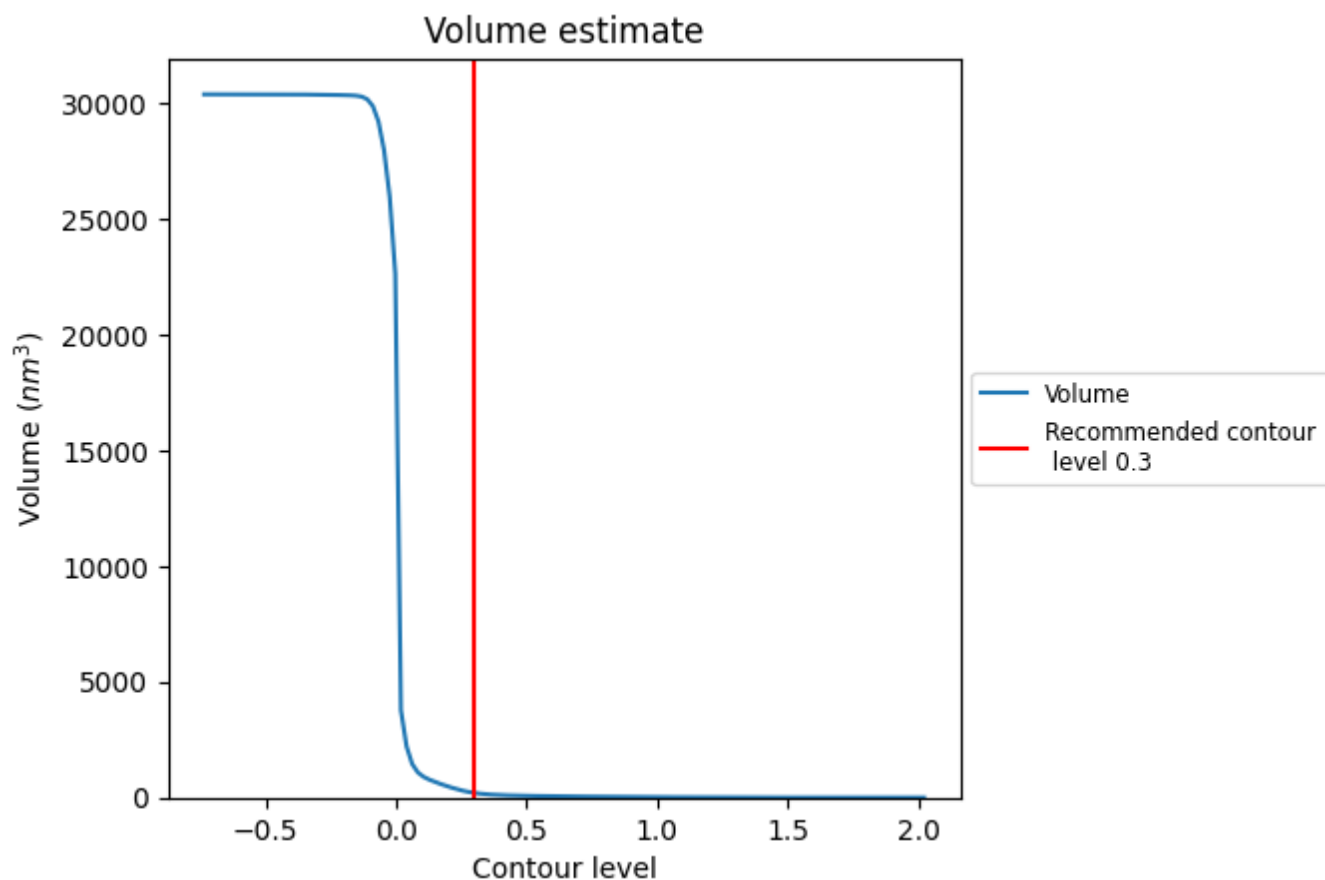
This section contains the results of statistical analysis of the map.

### 7.1 Map-value distribution [i](#)



The map-value distribution is plotted in 128 intervals along the x-axis. The y-axis is logarithmic. A spike in this graph at zero usually indicates that the volume has been masked.

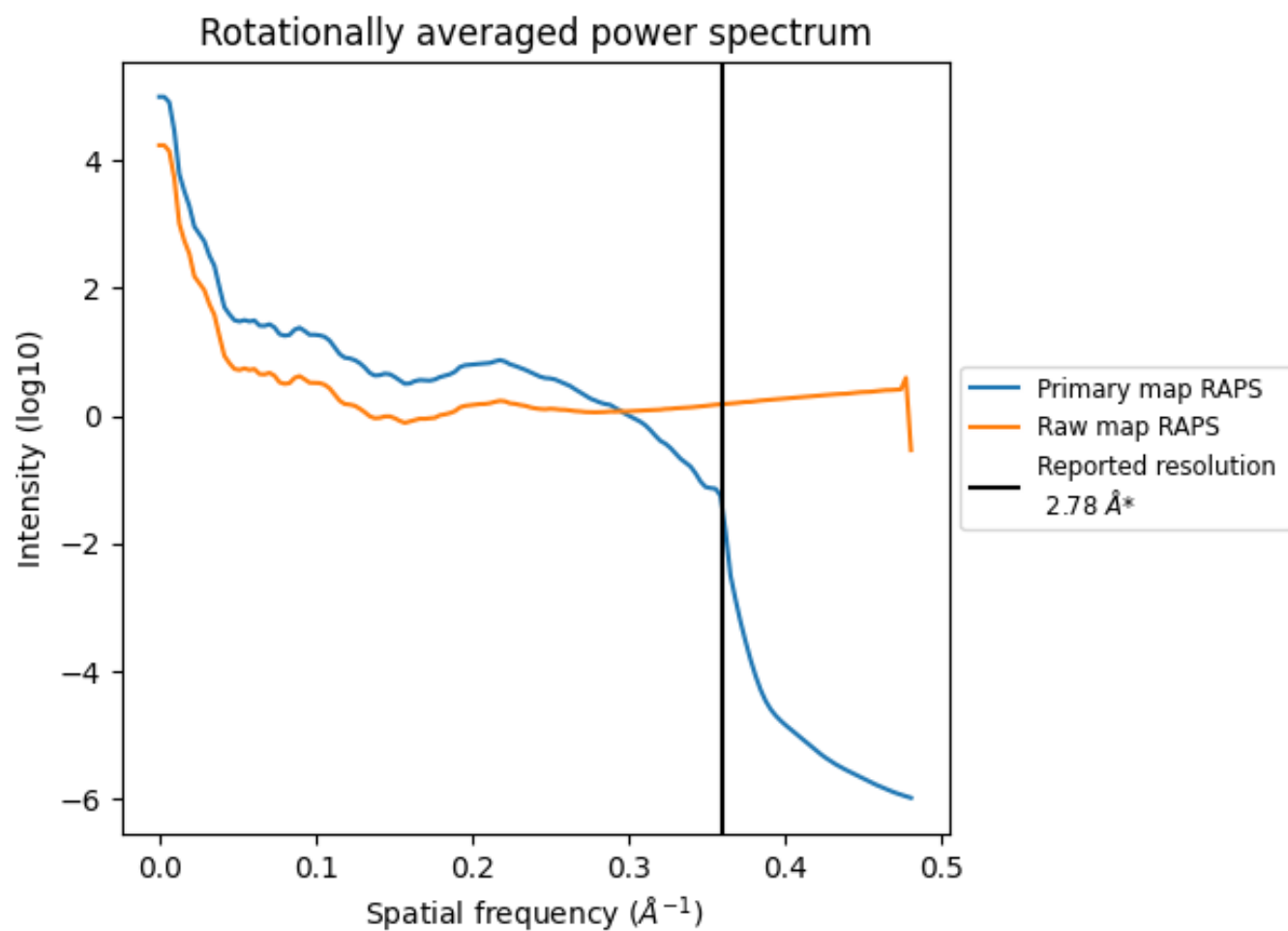
## 7.2 Volume estimate [i](#)



The volume at the recommended contour level is 201 nm<sup>3</sup>; this corresponds to an approximate mass of 182 kDa.

The volume estimate graph shows how the enclosed volume varies with the contour level. The recommended contour level is shown as a vertical line and the intersection between the line and the curve gives the volume of the enclosed surface at the given level.

### 7.3 Rotationally averaged power spectrum ⓘ

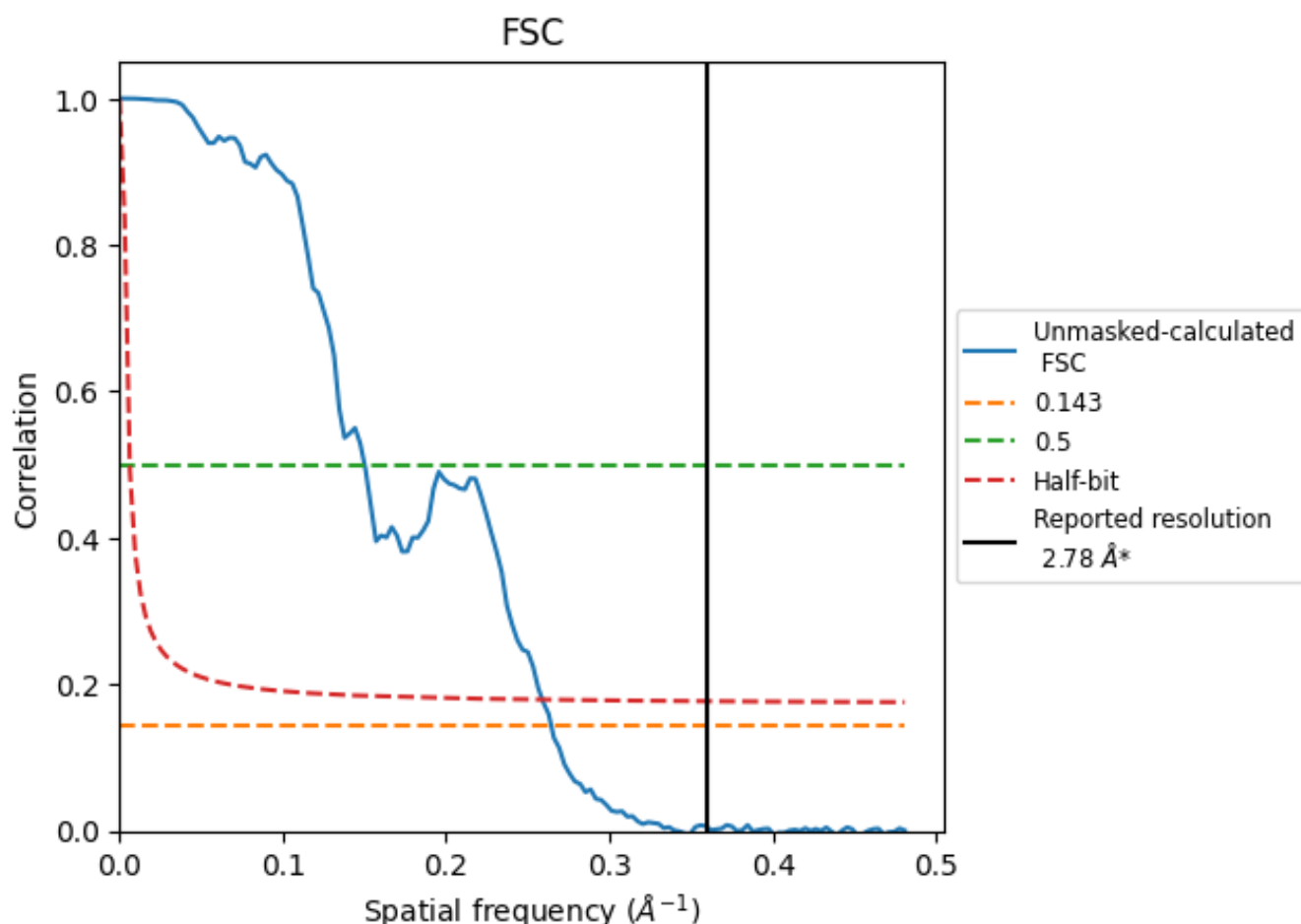


\*Reported resolution corresponds to spatial frequency of 0.360  $\text{\AA}^{-1}$

## 8 Fourier-Shell correlation [i](#)

Fourier-Shell Correlation (FSC) is the most commonly used method to estimate the resolution of single-particle and subtomogram-averaged maps. The shape of the curve depends on the imposed symmetry, mask and whether or not the two 3D reconstructions used were processed from a common reference. The reported resolution is shown as a black line. A curve is displayed for the half-bit criterion in addition to lines showing the 0.143 gold standard cut-off and 0.5 cut-off.

### 8.1 FSC [i](#)



\*Reported resolution corresponds to spatial frequency of 0.360  $\text{\AA}^{-1}$



## 8.2 Resolution estimates [i](#)

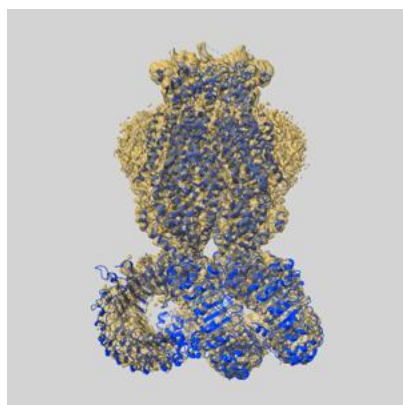
Resolution estimate (Å)	Estimation criterion (FSC cut-off)		
	0.143	0.5	Half-bit
Reported by author	2.78	-	-
Author-provided FSC curve	-	-	-
Unmasked-calculated*	3.78	6.66	3.86

\*Resolution estimate based on FSC curve calculated by comparison of deposited half-maps. The value from deposited half-maps intersecting FSC 0.143 CUT-OFF 3.78 differs from the reported value 2.78 by more than 10 %

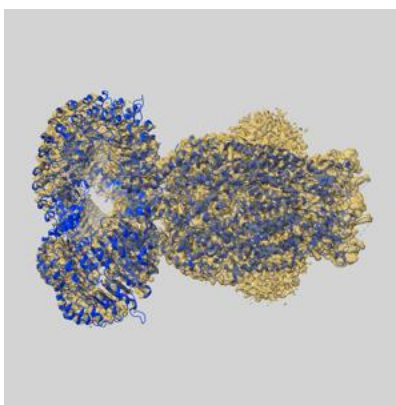
## 9 Map-model fit [i](#)

This section contains information regarding the fit between EMDB map EMD-33527 and PDB model 7XZH. Per-residue inclusion information can be found in section [3](#) on page [7](#).

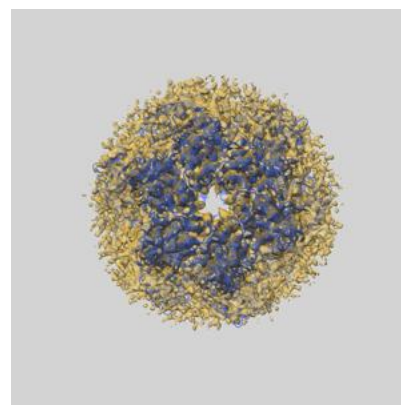
### 9.1 Map-model overlay [i](#)



X



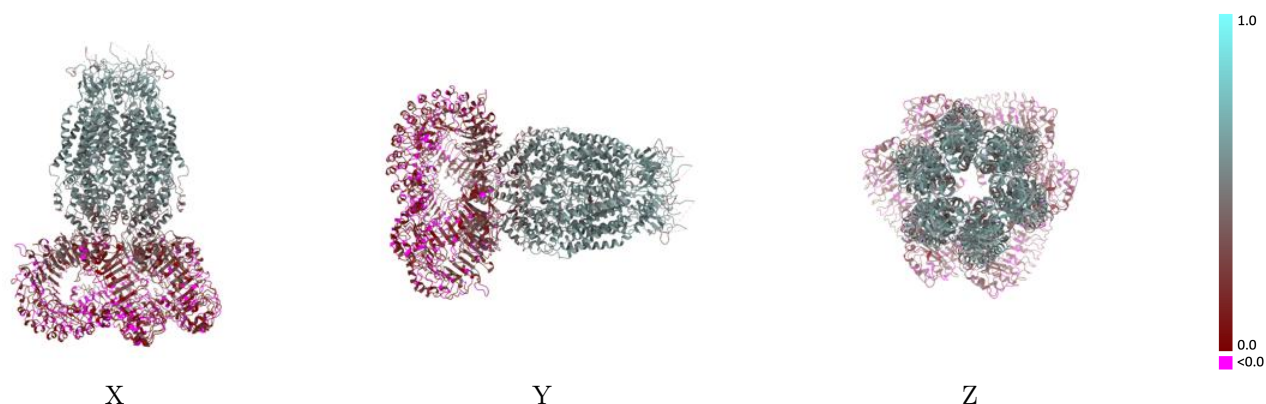
Y



Z

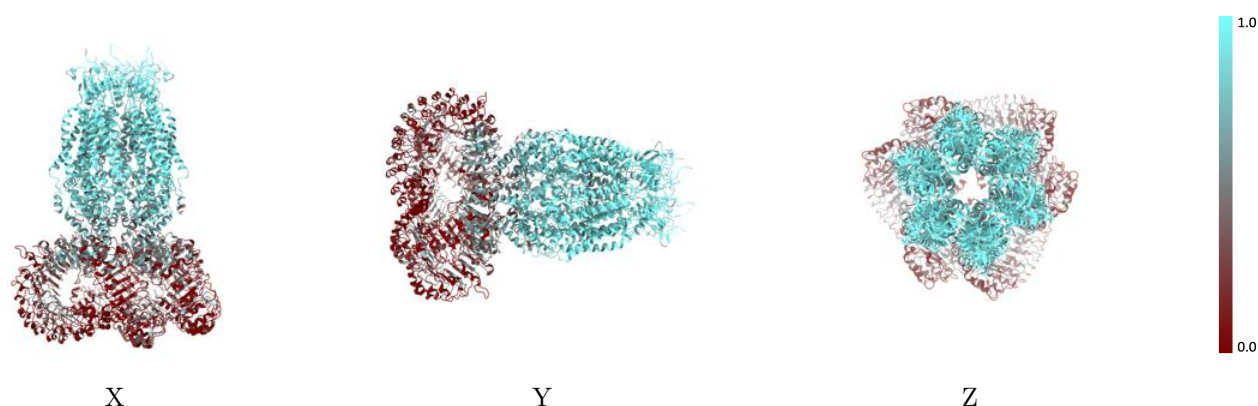
The images above show the 3D surface view of the map at the recommended contour level 0.3 at 50% transparency in yellow overlaid with a ribbon representation of the model coloured in blue. These images allow for the visual assessment of the quality of fit between the atomic model and the map.

## 9.2 Q-score mapped to coordinate model [i](#)



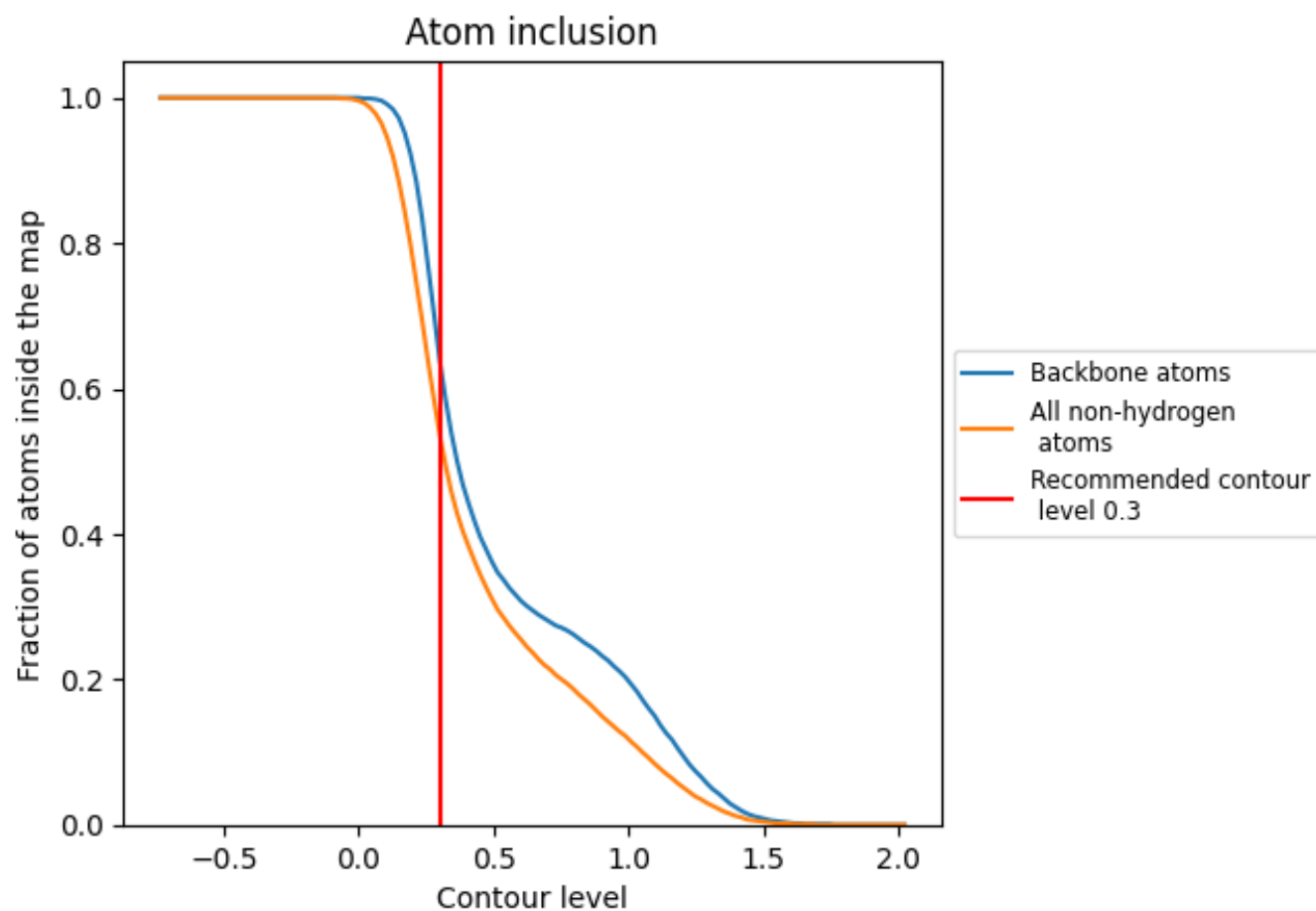
The images above show the model with each residue coloured according to its Q-score. This shows their resolvability in the map with higher Q-score values reflecting better resolvability. Please note: Q-score is calculating the resolvability of atoms, and thus high values are only expected at resolutions at which atoms can be resolved. Low Q-score values may therefore be expected for many entries.

## 9.3 Atom inclusion mapped to coordinate model [i](#)



The images above show the model with each residue coloured according to its atom inclusion. This shows to what extent they are inside the map at the recommended contour level (0.3).

## 9.4 Atom inclusion [i](#)



At the recommended contour level, 64% of all backbone atoms, 54% of all non-hydrogen atoms, are inside the map.

9.5 Map-model fit summary ⓘ

The table lists the average atom inclusion at the recommended contour level (0.3) and Q-score for the entire model and for each chain.

Chain	Atom inclusion	Q-score
All	<div></div> 0.5360	<div></div> 0.3220
A	<div></div> 0.5300	<div></div> 0.3100
B	<div></div> 0.5420	<div></div> 0.3360
C	<div></div> 0.5330	<div></div> 0.3110
D	<div></div> 0.5380	<div></div> 0.3310
E	<div></div> 0.5320	<div></div> 0.3140
F	<div></div> 0.5410	<div></div> 0.3320

