



Full wwPDB EM Validation Report ⓘ

Jun 25, 2025 – 12:29 AM JST

PDB ID : 7WJZ / pdb_00007wjz
EMDB ID : EMD-32553
Title : Omicron Spike trimer with 6m6 antibody
Authors : Zhan, W.Q.; Zhang, X.; Chen, Z.G.; Sun, L.
Deposited on : 2022-01-08
Resolution : 3.34 Å(reported)

This is a Full wwPDB EM Validation Report for a publicly released PDB entry.

We welcome your comments at validation@mail.wwpdb.org

A user guide is available at

<https://www.wwpdb.org/validation/2017/EMValidationReportHelp>

with specific help available everywhere you see the ⓘ symbol.

The types of validation reports are described at

<http://www.wwpdb.org/validation/2017/FAQs#types>.

The following versions of software and data (see [references ⓘ](#)) were used in the production of this report:

EMDB validation analysis : 0.0.1.dev118
Mogul : 1.8.5 (274361), CSD as541be (2020)
MolProbity : 4-5-2 with Phenix2.0rc1
Percentile statistics : 20231227.v01 (using entries in the PDB archive December 27th 2023)
MapQ : 1.9.13
Ideal geometry (proteins) : Engh & Huber (2001)
Ideal geometry (DNA, RNA) : Parkinson et al. (1996)
Validation Pipeline (wwPDB-VP) : 2.44

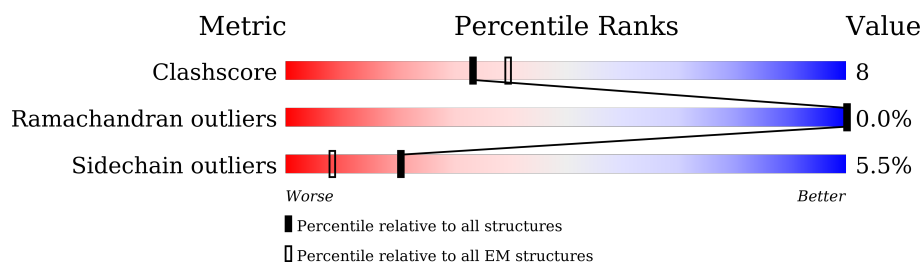
1 Overall quality at a glance

The following experimental techniques were used to determine the structure:

ELECTRON MICROSCOPY

The reported resolution of this entry is 3.34 Å.

Percentile scores (ranging between 0-100) for global validation metrics of the entry are shown in the following graphic. The table shows the number of entries on which the scores are based.









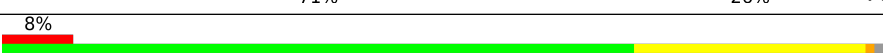
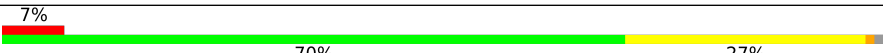


Metric	Whole archive (#Entries)	EM structures (#Entries)
Clashscore	210492	15764
Ramachandran outliers	207382	16835
Sidechain outliers	206894	16415

The table below summarises the geometric issues observed across the polymeric chains and their fit to the map. The red, orange, yellow and green segments of the bar indicate the fraction of residues that contain outliers for ≥ 3 , 2, 1 and 0 types of geometric quality criteria respectively. A grey segment represents the fraction of residues that are not modelled. The numeric value for each fraction is indicated below the corresponding segment, with a dot representing fractions $\leq 5\%$. The upper red bar (where present) indicates the fraction of residues that have poor fit to the EM map (all-atom inclusion $< 40\%$). The numeric value is given above the bar.

Mol	Chain	Length	Quality of chain
1	B	1285	 63% 17% 19%
1	I	1285	 64% 16% 19%
1	J	1285	 64% 16% 19%
1	K	1285	 63% 17% 19%
1	L	1285	 64% 16% 19%
1	M	1285	 63% 17% 19%
2	A	227	 7% 70% 23%
2	D	227	 6% 71% 23%

Continued on next page...

Continued from previous page...

Mol	Chain	Length	Quality of chain
2	E	227	 6% 70% 29%
2	F	227	 6% 70% 29%
2	G	227	 6% 70% 29%
2	H	227	 6% 69% 30%
3	C	214	 7% 72% 25%
3	N	214	 6% 71% 26%
3	O	214	 5% 71% 26%
3	P	214	 8% 71% 26%
3	Q	214	 7% 70% 27%
3	R	214	 7% 70% 27%

2 Entry composition [i](#)

There are 4 unique types of molecules in this entry. The entry contains 69158 atoms, of which 0 are hydrogens and 0 are deuteriums.

In the tables below, the AltConf column contains the number of residues with at least one atom in alternate conformation and the Trace column contains the number of residues modelled with at most 2 atoms.

- Molecule 1 is a protein called Spike glycoprotein.

Mol	Chain	Residues	Atoms					AltConf	Trace
1	B	1045	Total	C	N	O	S	0	0
			8137	5213	1357	1529	38		
1	I	1045	Total	C	N	O	S	0	0
			8137	5213	1357	1529	38		
1	J	1045	Total	C	N	O	S	0	0
			8137	5213	1357	1529	38		
1	K	1045	Total	C	N	O	S	0	0
			8137	5213	1357	1529	38		
1	L	1045	Total	C	N	O	S	0	0
			8137	5213	1357	1529	38		
1	M	1045	Total	C	N	O	S	0	0
			8137	5213	1357	1529	38		

There are 768 discrepancies between the modelled and reference sequences:

Chain	Residue	Modelled	Actual	Comment	Reference
B	67	VAL	ALA	variant	UNP P0DTC2
B	?	-	HIS	deletion	UNP P0DTC2
B	?	-	VAL	deletion	UNP P0DTC2
B	95	ILE	THR	variant	UNP P0DTC2
B	145	ASP	GLY	variant	UNP P0DTC2
B	?	-	VAL	deletion	UNP P0DTC2
B	?	-	TYR	deletion	UNP P0DTC2
B	?	-	TYR	deletion	UNP P0DTC2
B	?	-	ASN	deletion	UNP P0DTC2
B	209	ILE	LEU	variant	UNP P0DTC2
B	212	GLU	-	insertion	UNP P0DTC2
B	213	PRO	-	insertion	UNP P0DTC2
B	214	GLU	-	insertion	UNP P0DTC2
B	339	ASP	GLY	variant	UNP P0DTC2
B	371	LEU	SER	variant	UNP P0DTC2
B	373	PRO	SER	variant	UNP P0DTC2
B	375	PHE	SER	variant	UNP P0DTC2
B	417	ASN	LYS	variant	UNP P0DTC2

Continued on next page...

Continued from previous page...

Chain	Residue	Modelled	Actual	Comment	Reference
B	440	LYS	ASN	variant	UNP P0DTC2
B	446	SER	GLY	variant	UNP P0DTC2
B	477	ASN	SER	variant	UNP P0DTC2
B	478	LYS	THR	variant	UNP P0DTC2
B	484	ALA	GLU	variant	UNP P0DTC2
B	493	ARG	GLN	variant	UNP P0DTC2
B	496	SER	GLY	variant	UNP P0DTC2
B	498	ARG	GLN	variant	UNP P0DTC2
B	501	TYR	ASN	variant	UNP P0DTC2
B	505	HIS	TYR	variant	UNP P0DTC2
B	547	LYS	THR	variant	UNP P0DTC2
B	614	GLY	ASP	variant	UNP P0DTC2
B	655	TYR	HIS	variant	UNP P0DTC2
B	679	LYS	ASN	variant	UNP P0DTC2
B	681	HIS	PRO	variant	UNP P0DTC2
B	682	GLY	ARG	engineered mutation	UNP P0DTC2
B	683	SER	ARG	engineered mutation	UNP P0DTC2
B	685	SER	ARG	engineered mutation	UNP P0DTC2
B	764	LYS	ASN	variant	UNP P0DTC2
B	796	TYR	ASP	variant	UNP P0DTC2
B	817	PRO	PHE	variant	UNP P0DTC2
B	856	LYS	ASN	variant	UNP P0DTC2
B	892	PRO	ALA	engineered mutation	UNP P0DTC2
B	899	PRO	ALA	engineered mutation	UNP P0DTC2
B	942	PRO	ALA	engineered mutation	UNP P0DTC2
B	954	HIS	GLN	variant	UNP P0DTC2
B	969	LYS	ASN	variant	UNP P0DTC2
B	981	PHE	LEU	variant	UNP P0DTC2
B	986	PRO	LYS	engineered mutation	UNP P0DTC2
B	987	PRO	VAL	engineered mutation	UNP P0DTC2
B	1209	GLY	-	expression tag	UNP P0DTC2
B	1210	SER	-	expression tag	UNP P0DTC2
B	1211	GLY	-	expression tag	UNP P0DTC2
B	1212	TYR	-	expression tag	UNP P0DTC2
B	1213	ILE	-	expression tag	UNP P0DTC2
B	1214	PRO	-	expression tag	UNP P0DTC2
B	1215	GLU	-	expression tag	UNP P0DTC2
B	1216	ALA	-	expression tag	UNP P0DTC2
B	1217	PRO	-	expression tag	UNP P0DTC2
B	1218	ARG	-	expression tag	UNP P0DTC2
B	1219	ASP	-	expression tag	UNP P0DTC2
B	1220	GLY	-	expression tag	UNP P0DTC2

Continued on next page...

Continued from previous page...

Chain	Residue	Modelled	Actual	Comment	Reference
B	1221	GLN	-	expression tag	UNP P0DTC2
B	1222	ALA	-	expression tag	UNP P0DTC2
B	1223	TYR	-	expression tag	UNP P0DTC2
B	1224	VAL	-	expression tag	UNP P0DTC2
B	1225	ARG	-	expression tag	UNP P0DTC2
B	1226	LYS	-	expression tag	UNP P0DTC2
B	1227	ASP	-	expression tag	UNP P0DTC2
B	1228	GLY	-	expression tag	UNP P0DTC2
B	1229	GLU	-	expression tag	UNP P0DTC2
B	1230	TRP	-	expression tag	UNP P0DTC2
B	1231	VAL	-	expression tag	UNP P0DTC2
B	1232	PHE	-	expression tag	UNP P0DTC2
B	1233	LEU	-	expression tag	UNP P0DTC2
B	1234	SER	-	expression tag	UNP P0DTC2
B	1235	THR	-	expression tag	UNP P0DTC2
B	1236	PHE	-	expression tag	UNP P0DTC2
B	1237	LEU	-	expression tag	UNP P0DTC2
B	1238	SER	-	expression tag	UNP P0DTC2
B	1239	GLY	-	expression tag	UNP P0DTC2
B	1240	LEU	-	expression tag	UNP P0DTC2
B	1241	GLU	-	expression tag	UNP P0DTC2
B	1242	VAL	-	expression tag	UNP P0DTC2
B	1243	LEU	-	expression tag	UNP P0DTC2
B	1244	PHE	-	expression tag	UNP P0DTC2
B	1245	GLN	-	expression tag	UNP P0DTC2
B	1246	GLY	-	expression tag	UNP P0DTC2
B	1247	PRO	-	expression tag	UNP P0DTC2
B	1248	GLY	-	expression tag	UNP P0DTC2
B	1249	GLY	-	expression tag	UNP P0DTC2
B	1250	TRP	-	expression tag	UNP P0DTC2
B	1251	SER	-	expression tag	UNP P0DTC2
B	1252	HIS	-	expression tag	UNP P0DTC2
B	1253	PRO	-	expression tag	UNP P0DTC2
B	1254	GLN	-	expression tag	UNP P0DTC2
B	1255	PHE	-	expression tag	UNP P0DTC2
B	1256	GLU	-	expression tag	UNP P0DTC2
B	1257	LYS	-	expression tag	UNP P0DTC2
B	1258	GLY	-	expression tag	UNP P0DTC2
B	1259	GLY	-	expression tag	UNP P0DTC2
B	1260	GLY	-	expression tag	UNP P0DTC2
B	1261	SER	-	expression tag	UNP P0DTC2
B	1262	GLY	-	expression tag	UNP P0DTC2

Continued on next page...

Continued from previous page...

Chain	Residue	Modelled	Actual	Comment	Reference
B	1263	GLY	-	expression tag	UNP P0DTC2
B	1264	GLY	-	expression tag	UNP P0DTC2
B	1265	SER	-	expression tag	UNP P0DTC2
B	1266	GLY	-	expression tag	UNP P0DTC2
B	1267	GLY	-	expression tag	UNP P0DTC2
B	1268	SER	-	expression tag	UNP P0DTC2
B	1269	ALA	-	expression tag	UNP P0DTC2
B	1270	TRP	-	expression tag	UNP P0DTC2
B	1271	SER	-	expression tag	UNP P0DTC2
B	1272	HIS	-	expression tag	UNP P0DTC2
B	1273	PRO	-	expression tag	UNP P0DTC2
B	1274	GLN	-	expression tag	UNP P0DTC2
B	1275	PHE	-	expression tag	UNP P0DTC2
B	1276	GLU	-	expression tag	UNP P0DTC2
B	1277	LYS	-	expression tag	UNP P0DTC2
B	1278	GLY	-	expression tag	UNP P0DTC2
B	1279	GLY	-	expression tag	UNP P0DTC2
B	1280	SER	-	expression tag	UNP P0DTC2
B	1281	HIS	-	expression tag	UNP P0DTC2
B	1282	HIS	-	expression tag	UNP P0DTC2
B	1283	HIS	-	expression tag	UNP P0DTC2
B	1284	HIS	-	expression tag	UNP P0DTC2
B	1285	HIS	-	expression tag	UNP P0DTC2
B	1286	HIS	-	expression tag	UNP P0DTC2
B	1287	HIS	-	expression tag	UNP P0DTC2
B	1288	HIS	-	expression tag	UNP P0DTC2
I	67	VAL	ALA	variant	UNP P0DTC2
I	?	-	HIS	deletion	UNP P0DTC2
I	?	-	VAL	deletion	UNP P0DTC2
I	95	ILE	THR	variant	UNP P0DTC2
I	145	ASP	GLY	variant	UNP P0DTC2
I	?	-	VAL	deletion	UNP P0DTC2
I	?	-	TYR	deletion	UNP P0DTC2
I	?	-	TYR	deletion	UNP P0DTC2
I	?	-	ASN	deletion	UNP P0DTC2
I	209	ILE	LEU	variant	UNP P0DTC2
I	212	GLU	-	insertion	UNP P0DTC2
I	213	PRO	-	insertion	UNP P0DTC2
I	214	GLU	-	insertion	UNP P0DTC2
I	339	ASP	GLY	variant	UNP P0DTC2
I	371	LEU	SER	variant	UNP P0DTC2
I	373	PRO	SER	variant	UNP P0DTC2

Continued on next page...

Continued from previous page...

Chain	Residue	Modelled	Actual	Comment	Reference
I	375	PHE	SER	variant	UNP P0DTC2
I	417	ASN	LYS	variant	UNP P0DTC2
I	440	LYS	ASN	variant	UNP P0DTC2
I	446	SER	GLY	variant	UNP P0DTC2
I	477	ASN	SER	variant	UNP P0DTC2
I	478	LYS	THR	variant	UNP P0DTC2
I	484	ALA	GLU	variant	UNP P0DTC2
I	493	ARG	GLN	variant	UNP P0DTC2
I	496	SER	GLY	variant	UNP P0DTC2
I	498	ARG	GLN	variant	UNP P0DTC2
I	501	TYR	ASN	variant	UNP P0DTC2
I	505	HIS	TYR	variant	UNP P0DTC2
I	547	LYS	THR	variant	UNP P0DTC2
I	614	GLY	ASP	variant	UNP P0DTC2
I	655	TYR	HIS	variant	UNP P0DTC2
I	679	LYS	ASN	variant	UNP P0DTC2
I	681	HIS	PRO	variant	UNP P0DTC2
I	682	GLY	ARG	engineered mutation	UNP P0DTC2
I	683	SER	ARG	engineered mutation	UNP P0DTC2
I	685	SER	ARG	engineered mutation	UNP P0DTC2
I	764	LYS	ASN	variant	UNP P0DTC2
I	796	TYR	ASP	variant	UNP P0DTC2
I	817	PRO	PHE	variant	UNP P0DTC2
I	856	LYS	ASN	variant	UNP P0DTC2
I	892	PRO	ALA	engineered mutation	UNP P0DTC2
I	899	PRO	ALA	engineered mutation	UNP P0DTC2
I	942	PRO	ALA	engineered mutation	UNP P0DTC2
I	954	HIS	GLN	variant	UNP P0DTC2
I	969	LYS	ASN	variant	UNP P0DTC2
I	981	PHE	LEU	variant	UNP P0DTC2
I	986	PRO	LYS	engineered mutation	UNP P0DTC2
I	987	PRO	VAL	engineered mutation	UNP P0DTC2
I	1209	GLY	-	expression tag	UNP P0DTC2
I	1210	SER	-	expression tag	UNP P0DTC2
I	1211	GLY	-	expression tag	UNP P0DTC2
I	1212	TYR	-	expression tag	UNP P0DTC2
I	1213	ILE	-	expression tag	UNP P0DTC2
I	1214	PRO	-	expression tag	UNP P0DTC2
I	1215	GLU	-	expression tag	UNP P0DTC2
I	1216	ALA	-	expression tag	UNP P0DTC2
I	1217	PRO	-	expression tag	UNP P0DTC2
I	1218	ARG	-	expression tag	UNP P0DTC2

Continued on next page...

Continued from previous page...

Chain	Residue	Modelled	Actual	Comment	Reference
I	1219	ASP	-	expression tag	UNP P0DTC2
I	1220	GLY	-	expression tag	UNP P0DTC2
I	1221	GLN	-	expression tag	UNP P0DTC2
I	1222	ALA	-	expression tag	UNP P0DTC2
I	1223	TYR	-	expression tag	UNP P0DTC2
I	1224	VAL	-	expression tag	UNP P0DTC2
I	1225	ARG	-	expression tag	UNP P0DTC2
I	1226	LYS	-	expression tag	UNP P0DTC2
I	1227	ASP	-	expression tag	UNP P0DTC2
I	1228	GLY	-	expression tag	UNP P0DTC2
I	1229	GLU	-	expression tag	UNP P0DTC2
I	1230	TRP	-	expression tag	UNP P0DTC2
I	1231	VAL	-	expression tag	UNP P0DTC2
I	1232	PHE	-	expression tag	UNP P0DTC2
I	1233	LEU	-	expression tag	UNP P0DTC2
I	1234	SER	-	expression tag	UNP P0DTC2
I	1235	THR	-	expression tag	UNP P0DTC2
I	1236	PHE	-	expression tag	UNP P0DTC2
I	1237	LEU	-	expression tag	UNP P0DTC2
I	1238	SER	-	expression tag	UNP P0DTC2
I	1239	GLY	-	expression tag	UNP P0DTC2
I	1240	LEU	-	expression tag	UNP P0DTC2
I	1241	GLU	-	expression tag	UNP P0DTC2
I	1242	VAL	-	expression tag	UNP P0DTC2
I	1243	LEU	-	expression tag	UNP P0DTC2
I	1244	PHE	-	expression tag	UNP P0DTC2
I	1245	GLN	-	expression tag	UNP P0DTC2
I	1246	GLY	-	expression tag	UNP P0DTC2
I	1247	PRO	-	expression tag	UNP P0DTC2
I	1248	GLY	-	expression tag	UNP P0DTC2
I	1249	GLY	-	expression tag	UNP P0DTC2
I	1250	TRP	-	expression tag	UNP P0DTC2
I	1251	SER	-	expression tag	UNP P0DTC2
I	1252	HIS	-	expression tag	UNP P0DTC2
I	1253	PRO	-	expression tag	UNP P0DTC2
I	1254	GLN	-	expression tag	UNP P0DTC2
I	1255	PHE	-	expression tag	UNP P0DTC2
I	1256	GLU	-	expression tag	UNP P0DTC2
I	1257	LYS	-	expression tag	UNP P0DTC2
I	1258	GLY	-	expression tag	UNP P0DTC2
I	1259	GLY	-	expression tag	UNP P0DTC2
I	1260	GLY	-	expression tag	UNP P0DTC2

Continued on next page...

Continued from previous page...

Chain	Residue	Modelled	Actual	Comment	Reference
I	1261	SER	-	expression tag	UNP P0DTC2
I	1262	GLY	-	expression tag	UNP P0DTC2
I	1263	GLY	-	expression tag	UNP P0DTC2
I	1264	GLY	-	expression tag	UNP P0DTC2
I	1265	SER	-	expression tag	UNP P0DTC2
I	1266	GLY	-	expression tag	UNP P0DTC2
I	1267	GLY	-	expression tag	UNP P0DTC2
I	1268	SER	-	expression tag	UNP P0DTC2
I	1269	ALA	-	expression tag	UNP P0DTC2
I	1270	TRP	-	expression tag	UNP P0DTC2
I	1271	SER	-	expression tag	UNP P0DTC2
I	1272	HIS	-	expression tag	UNP P0DTC2
I	1273	PRO	-	expression tag	UNP P0DTC2
I	1274	GLN	-	expression tag	UNP P0DTC2
I	1275	PHE	-	expression tag	UNP P0DTC2
I	1276	GLU	-	expression tag	UNP P0DTC2
I	1277	LYS	-	expression tag	UNP P0DTC2
I	1278	GLY	-	expression tag	UNP P0DTC2
I	1279	GLY	-	expression tag	UNP P0DTC2
I	1280	SER	-	expression tag	UNP P0DTC2
I	1281	HIS	-	expression tag	UNP P0DTC2
I	1282	HIS	-	expression tag	UNP P0DTC2
I	1283	HIS	-	expression tag	UNP P0DTC2
I	1284	HIS	-	expression tag	UNP P0DTC2
I	1285	HIS	-	expression tag	UNP P0DTC2
I	1286	HIS	-	expression tag	UNP P0DTC2
I	1287	HIS	-	expression tag	UNP P0DTC2
I	1288	HIS	-	expression tag	UNP P0DTC2
J	67	VAL	ALA	variant	UNP P0DTC2
J	?	-	HIS	deletion	UNP P0DTC2
J	?	-	VAL	deletion	UNP P0DTC2
J	95	ILE	THR	variant	UNP P0DTC2
J	145	ASP	GLY	variant	UNP P0DTC2
J	?	-	VAL	deletion	UNP P0DTC2
J	?	-	TYR	deletion	UNP P0DTC2
J	?	-	TYR	deletion	UNP P0DTC2
J	?	-	ASN	deletion	UNP P0DTC2
J	209	ILE	LEU	variant	UNP P0DTC2
J	212	GLU	-	insertion	UNP P0DTC2
J	213	PRO	-	insertion	UNP P0DTC2
J	214	GLU	-	insertion	UNP P0DTC2
J	339	ASP	GLY	variant	UNP P0DTC2

Continued on next page...

Continued from previous page...

Chain	Residue	Modelled	Actual	Comment	Reference
J	371	LEU	SER	variant	UNP P0DTC2
J	373	PRO	SER	variant	UNP P0DTC2
J	375	PHE	SER	variant	UNP P0DTC2
J	417	ASN	LYS	variant	UNP P0DTC2
J	440	LYS	ASN	variant	UNP P0DTC2
J	446	SER	GLY	variant	UNP P0DTC2
J	477	ASN	SER	variant	UNP P0DTC2
J	478	LYS	THR	variant	UNP P0DTC2
J	484	ALA	GLU	variant	UNP P0DTC2
J	493	ARG	GLN	variant	UNP P0DTC2
J	496	SER	GLY	variant	UNP P0DTC2
J	498	ARG	GLN	variant	UNP P0DTC2
J	501	TYR	ASN	variant	UNP P0DTC2
J	505	HIS	TYR	variant	UNP P0DTC2
J	547	LYS	THR	variant	UNP P0DTC2
J	614	GLY	ASP	variant	UNP P0DTC2
J	655	TYR	HIS	variant	UNP P0DTC2
J	679	LYS	ASN	variant	UNP P0DTC2
J	681	HIS	PRO	variant	UNP P0DTC2
J	682	GLY	ARG	engineered mutation	UNP P0DTC2
J	683	SER	ARG	engineered mutation	UNP P0DTC2
J	685	SER	ARG	engineered mutation	UNP P0DTC2
J	764	LYS	ASN	variant	UNP P0DTC2
J	796	TYR	ASP	variant	UNP P0DTC2
J	817	PRO	PHE	variant	UNP P0DTC2
J	856	LYS	ASN	variant	UNP P0DTC2
J	892	PRO	ALA	engineered mutation	UNP P0DTC2
J	899	PRO	ALA	engineered mutation	UNP P0DTC2
J	942	PRO	ALA	engineered mutation	UNP P0DTC2
J	954	HIS	GLN	variant	UNP P0DTC2
J	969	LYS	ASN	variant	UNP P0DTC2
J	981	PHE	LEU	variant	UNP P0DTC2
J	986	PRO	LYS	engineered mutation	UNP P0DTC2
J	987	PRO	VAL	engineered mutation	UNP P0DTC2
J	1209	GLY	-	expression tag	UNP P0DTC2
J	1210	SER	-	expression tag	UNP P0DTC2
J	1211	GLY	-	expression tag	UNP P0DTC2
J	1212	TYR	-	expression tag	UNP P0DTC2
J	1213	ILE	-	expression tag	UNP P0DTC2
J	1214	PRO	-	expression tag	UNP P0DTC2
J	1215	GLU	-	expression tag	UNP P0DTC2
J	1216	ALA	-	expression tag	UNP P0DTC2

Continued on next page...

Continued from previous page...

Chain	Residue	Modelled	Actual	Comment	Reference
J	1217	PRO	-	expression tag	UNP P0DTC2
J	1218	ARG	-	expression tag	UNP P0DTC2
J	1219	ASP	-	expression tag	UNP P0DTC2
J	1220	GLY	-	expression tag	UNP P0DTC2
J	1221	GLN	-	expression tag	UNP P0DTC2
J	1222	ALA	-	expression tag	UNP P0DTC2
J	1223	TYR	-	expression tag	UNP P0DTC2
J	1224	VAL	-	expression tag	UNP P0DTC2
J	1225	ARG	-	expression tag	UNP P0DTC2
J	1226	LYS	-	expression tag	UNP P0DTC2
J	1227	ASP	-	expression tag	UNP P0DTC2
J	1228	GLY	-	expression tag	UNP P0DTC2
J	1229	GLU	-	expression tag	UNP P0DTC2
J	1230	TRP	-	expression tag	UNP P0DTC2
J	1231	VAL	-	expression tag	UNP P0DTC2
J	1232	PHE	-	expression tag	UNP P0DTC2
J	1233	LEU	-	expression tag	UNP P0DTC2
J	1234	SER	-	expression tag	UNP P0DTC2
J	1235	THR	-	expression tag	UNP P0DTC2
J	1236	PHE	-	expression tag	UNP P0DTC2
J	1237	LEU	-	expression tag	UNP P0DTC2
J	1238	SER	-	expression tag	UNP P0DTC2
J	1239	GLY	-	expression tag	UNP P0DTC2
J	1240	LEU	-	expression tag	UNP P0DTC2
J	1241	GLU	-	expression tag	UNP P0DTC2
J	1242	VAL	-	expression tag	UNP P0DTC2
J	1243	LEU	-	expression tag	UNP P0DTC2
J	1244	PHE	-	expression tag	UNP P0DTC2
J	1245	GLN	-	expression tag	UNP P0DTC2
J	1246	GLY	-	expression tag	UNP P0DTC2
J	1247	PRO	-	expression tag	UNP P0DTC2
J	1248	GLY	-	expression tag	UNP P0DTC2
J	1249	GLY	-	expression tag	UNP P0DTC2
J	1250	TRP	-	expression tag	UNP P0DTC2
J	1251	SER	-	expression tag	UNP P0DTC2
J	1252	HIS	-	expression tag	UNP P0DTC2
J	1253	PRO	-	expression tag	UNP P0DTC2
J	1254	GLN	-	expression tag	UNP P0DTC2
J	1255	PHE	-	expression tag	UNP P0DTC2
J	1256	GLU	-	expression tag	UNP P0DTC2
J	1257	LYS	-	expression tag	UNP P0DTC2
J	1258	GLY	-	expression tag	UNP P0DTC2

Continued on next page...

Continued from previous page...

Chain	Residue	Modelled	Actual	Comment	Reference
J	1259	GLY	-	expression tag	UNP P0DTC2
J	1260	GLY	-	expression tag	UNP P0DTC2
J	1261	SER	-	expression tag	UNP P0DTC2
J	1262	GLY	-	expression tag	UNP P0DTC2
J	1263	GLY	-	expression tag	UNP P0DTC2
J	1264	GLY	-	expression tag	UNP P0DTC2
J	1265	SER	-	expression tag	UNP P0DTC2
J	1266	GLY	-	expression tag	UNP P0DTC2
J	1267	GLY	-	expression tag	UNP P0DTC2
J	1268	SER	-	expression tag	UNP P0DTC2
J	1269	ALA	-	expression tag	UNP P0DTC2
J	1270	TRP	-	expression tag	UNP P0DTC2
J	1271	SER	-	expression tag	UNP P0DTC2
J	1272	HIS	-	expression tag	UNP P0DTC2
J	1273	PRO	-	expression tag	UNP P0DTC2
J	1274	GLN	-	expression tag	UNP P0DTC2
J	1275	PHE	-	expression tag	UNP P0DTC2
J	1276	GLU	-	expression tag	UNP P0DTC2
J	1277	LYS	-	expression tag	UNP P0DTC2
J	1278	GLY	-	expression tag	UNP P0DTC2
J	1279	GLY	-	expression tag	UNP P0DTC2
J	1280	SER	-	expression tag	UNP P0DTC2
J	1281	HIS	-	expression tag	UNP P0DTC2
J	1282	HIS	-	expression tag	UNP P0DTC2
J	1283	HIS	-	expression tag	UNP P0DTC2
J	1284	HIS	-	expression tag	UNP P0DTC2
J	1285	HIS	-	expression tag	UNP P0DTC2
J	1286	HIS	-	expression tag	UNP P0DTC2
J	1287	HIS	-	expression tag	UNP P0DTC2
J	1288	HIS	-	expression tag	UNP P0DTC2
K	67	VAL	ALA	variant	UNP P0DTC2
K	?	-	HIS	deletion	UNP P0DTC2
K	?	-	VAL	deletion	UNP P0DTC2
K	95	ILE	THR	variant	UNP P0DTC2
K	145	ASP	GLY	variant	UNP P0DTC2
K	?	-	VAL	deletion	UNP P0DTC2
K	?	-	TYR	deletion	UNP P0DTC2
K	?	-	TYR	deletion	UNP P0DTC2
K	?	-	ASN	deletion	UNP P0DTC2
K	209	ILE	LEU	variant	UNP P0DTC2
K	212	GLU	-	insertion	UNP P0DTC2
K	213	PRO	-	insertion	UNP P0DTC2

Continued on next page...

Continued from previous page...

Chain	Residue	Modelled	Actual	Comment	Reference
K	214	GLU	-	insertion	UNP P0DTC2
K	339	ASP	GLY	variant	UNP P0DTC2
K	371	LEU	SER	variant	UNP P0DTC2
K	373	PRO	SER	variant	UNP P0DTC2
K	375	PHE	SER	variant	UNP P0DTC2
K	417	ASN	LYS	variant	UNP P0DTC2
K	440	LYS	ASN	variant	UNP P0DTC2
K	446	SER	GLY	variant	UNP P0DTC2
K	477	ASN	SER	variant	UNP P0DTC2
K	478	LYS	THR	variant	UNP P0DTC2
K	484	ALA	GLU	variant	UNP P0DTC2
K	493	ARG	GLN	variant	UNP P0DTC2
K	496	SER	GLY	variant	UNP P0DTC2
K	498	ARG	GLN	variant	UNP P0DTC2
K	501	TYR	ASN	variant	UNP P0DTC2
K	505	HIS	TYR	variant	UNP P0DTC2
K	547	LYS	THR	variant	UNP P0DTC2
K	614	GLY	ASP	variant	UNP P0DTC2
K	655	TYR	HIS	variant	UNP P0DTC2
K	679	LYS	ASN	variant	UNP P0DTC2
K	681	HIS	PRO	variant	UNP P0DTC2
K	682	GLY	ARG	engineered mutation	UNP P0DTC2
K	683	SER	ARG	engineered mutation	UNP P0DTC2
K	685	SER	ARG	engineered mutation	UNP P0DTC2
K	764	LYS	ASN	variant	UNP P0DTC2
K	796	TYR	ASP	variant	UNP P0DTC2
K	817	PRO	PHE	variant	UNP P0DTC2
K	856	LYS	ASN	variant	UNP P0DTC2
K	892	PRO	ALA	engineered mutation	UNP P0DTC2
K	899	PRO	ALA	engineered mutation	UNP P0DTC2
K	942	PRO	ALA	engineered mutation	UNP P0DTC2
K	954	HIS	GLN	variant	UNP P0DTC2
K	969	LYS	ASN	variant	UNP P0DTC2
K	981	PHE	LEU	variant	UNP P0DTC2
K	986	PRO	LYS	engineered mutation	UNP P0DTC2
K	987	PRO	VAL	engineered mutation	UNP P0DTC2
K	1209	GLY	-	expression tag	UNP P0DTC2
K	1210	SER	-	expression tag	UNP P0DTC2
K	1211	GLY	-	expression tag	UNP P0DTC2
K	1212	TYR	-	expression tag	UNP P0DTC2
K	1213	ILE	-	expression tag	UNP P0DTC2
K	1214	PRO	-	expression tag	UNP P0DTC2

Continued on next page...

Continued from previous page...

Chain	Residue	Modelled	Actual	Comment	Reference
K	1215	GLU	-	expression tag	UNP P0DTC2
K	1216	ALA	-	expression tag	UNP P0DTC2
K	1217	PRO	-	expression tag	UNP P0DTC2
K	1218	ARG	-	expression tag	UNP P0DTC2
K	1219	ASP	-	expression tag	UNP P0DTC2
K	1220	GLY	-	expression tag	UNP P0DTC2
K	1221	GLN	-	expression tag	UNP P0DTC2
K	1222	ALA	-	expression tag	UNP P0DTC2
K	1223	TYR	-	expression tag	UNP P0DTC2
K	1224	VAL	-	expression tag	UNP P0DTC2
K	1225	ARG	-	expression tag	UNP P0DTC2
K	1226	LYS	-	expression tag	UNP P0DTC2
K	1227	ASP	-	expression tag	UNP P0DTC2
K	1228	GLY	-	expression tag	UNP P0DTC2
K	1229	GLU	-	expression tag	UNP P0DTC2
K	1230	TRP	-	expression tag	UNP P0DTC2
K	1231	VAL	-	expression tag	UNP P0DTC2
K	1232	PHE	-	expression tag	UNP P0DTC2
K	1233	LEU	-	expression tag	UNP P0DTC2
K	1234	SER	-	expression tag	UNP P0DTC2
K	1235	THR	-	expression tag	UNP P0DTC2
K	1236	PHE	-	expression tag	UNP P0DTC2
K	1237	LEU	-	expression tag	UNP P0DTC2
K	1238	SER	-	expression tag	UNP P0DTC2
K	1239	GLY	-	expression tag	UNP P0DTC2
K	1240	LEU	-	expression tag	UNP P0DTC2
K	1241	GLU	-	expression tag	UNP P0DTC2
K	1242	VAL	-	expression tag	UNP P0DTC2
K	1243	LEU	-	expression tag	UNP P0DTC2
K	1244	PHE	-	expression tag	UNP P0DTC2
K	1245	GLN	-	expression tag	UNP P0DTC2
K	1246	GLY	-	expression tag	UNP P0DTC2
K	1247	PRO	-	expression tag	UNP P0DTC2
K	1248	GLY	-	expression tag	UNP P0DTC2
K	1249	GLY	-	expression tag	UNP P0DTC2
K	1250	TRP	-	expression tag	UNP P0DTC2
K	1251	SER	-	expression tag	UNP P0DTC2
K	1252	HIS	-	expression tag	UNP P0DTC2
K	1253	PRO	-	expression tag	UNP P0DTC2
K	1254	GLN	-	expression tag	UNP P0DTC2
K	1255	PHE	-	expression tag	UNP P0DTC2
K	1256	GLU	-	expression tag	UNP P0DTC2

Continued on next page...

Continued from previous page...

Chain	Residue	Modelled	Actual	Comment	Reference
K	1257	LYS	-	expression tag	UNP P0DTC2
K	1258	GLY	-	expression tag	UNP P0DTC2
K	1259	GLY	-	expression tag	UNP P0DTC2
K	1260	GLY	-	expression tag	UNP P0DTC2
K	1261	SER	-	expression tag	UNP P0DTC2
K	1262	GLY	-	expression tag	UNP P0DTC2
K	1263	GLY	-	expression tag	UNP P0DTC2
K	1264	GLY	-	expression tag	UNP P0DTC2
K	1265	SER	-	expression tag	UNP P0DTC2
K	1266	GLY	-	expression tag	UNP P0DTC2
K	1267	GLY	-	expression tag	UNP P0DTC2
K	1268	SER	-	expression tag	UNP P0DTC2
K	1269	ALA	-	expression tag	UNP P0DTC2
K	1270	TRP	-	expression tag	UNP P0DTC2
K	1271	SER	-	expression tag	UNP P0DTC2
K	1272	HIS	-	expression tag	UNP P0DTC2
K	1273	PRO	-	expression tag	UNP P0DTC2
K	1274	GLN	-	expression tag	UNP P0DTC2
K	1275	PHE	-	expression tag	UNP P0DTC2
K	1276	GLU	-	expression tag	UNP P0DTC2
K	1277	LYS	-	expression tag	UNP P0DTC2
K	1278	GLY	-	expression tag	UNP P0DTC2
K	1279	GLY	-	expression tag	UNP P0DTC2
K	1280	SER	-	expression tag	UNP P0DTC2
K	1281	HIS	-	expression tag	UNP P0DTC2
K	1282	HIS	-	expression tag	UNP P0DTC2
K	1283	HIS	-	expression tag	UNP P0DTC2
K	1284	HIS	-	expression tag	UNP P0DTC2
K	1285	HIS	-	expression tag	UNP P0DTC2
K	1286	HIS	-	expression tag	UNP P0DTC2
K	1287	HIS	-	expression tag	UNP P0DTC2
K	1288	HIS	-	expression tag	UNP P0DTC2
L	67	VAL	ALA	variant	UNP P0DTC2
L	?	-	HIS	deletion	UNP P0DTC2
L	?	-	VAL	deletion	UNP P0DTC2
L	95	ILE	THR	variant	UNP P0DTC2
L	145	ASP	GLY	variant	UNP P0DTC2
L	?	-	VAL	deletion	UNP P0DTC2
L	?	-	TYR	deletion	UNP P0DTC2
L	?	-	TYR	deletion	UNP P0DTC2
L	?	-	ASN	deletion	UNP P0DTC2
L	209	ILE	LEU	variant	UNP P0DTC2

Continued on next page...

Continued from previous page...

Chain	Residue	Modelled	Actual	Comment	Reference
L	212	GLU	-	insertion	UNP P0DTC2
L	213	PRO	-	insertion	UNP P0DTC2
L	214	GLU	-	insertion	UNP P0DTC2
L	339	ASP	GLY	variant	UNP P0DTC2
L	371	LEU	SER	variant	UNP P0DTC2
L	373	PRO	SER	variant	UNP P0DTC2
L	375	PHE	SER	variant	UNP P0DTC2
L	417	ASN	LYS	variant	UNP P0DTC2
L	440	LYS	ASN	variant	UNP P0DTC2
L	446	SER	GLY	variant	UNP P0DTC2
L	477	ASN	SER	variant	UNP P0DTC2
L	478	LYS	THR	variant	UNP P0DTC2
L	484	ALA	GLU	variant	UNP P0DTC2
L	493	ARG	GLN	variant	UNP P0DTC2
L	496	SER	GLY	variant	UNP P0DTC2
L	498	ARG	GLN	variant	UNP P0DTC2
L	501	TYR	ASN	variant	UNP P0DTC2
L	505	HIS	TYR	variant	UNP P0DTC2
L	547	LYS	THR	variant	UNP P0DTC2
L	614	GLY	ASP	variant	UNP P0DTC2
L	655	TYR	HIS	variant	UNP P0DTC2
L	679	LYS	ASN	variant	UNP P0DTC2
L	681	HIS	PRO	variant	UNP P0DTC2
L	682	GLY	ARG	engineered mutation	UNP P0DTC2
L	683	SER	ARG	engineered mutation	UNP P0DTC2
L	685	SER	ARG	engineered mutation	UNP P0DTC2
L	764	LYS	ASN	variant	UNP P0DTC2
L	796	TYR	ASP	variant	UNP P0DTC2
L	817	PRO	PHE	variant	UNP P0DTC2
L	856	LYS	ASN	variant	UNP P0DTC2
L	892	PRO	ALA	engineered mutation	UNP P0DTC2
L	899	PRO	ALA	engineered mutation	UNP P0DTC2
L	942	PRO	ALA	engineered mutation	UNP P0DTC2
L	954	HIS	GLN	variant	UNP P0DTC2
L	969	LYS	ASN	variant	UNP P0DTC2
L	981	PHE	LEU	variant	UNP P0DTC2
L	986	PRO	LYS	engineered mutation	UNP P0DTC2
L	987	PRO	VAL	engineered mutation	UNP P0DTC2
L	1209	GLY	-	expression tag	UNP P0DTC2
L	1210	SER	-	expression tag	UNP P0DTC2
L	1211	GLY	-	expression tag	UNP P0DTC2
L	1212	TYR	-	expression tag	UNP P0DTC2

Continued on next page...

Continued from previous page...

Chain	Residue	Modelled	Actual	Comment	Reference
L	1213	ILE	-	expression tag	UNP P0DTC2
L	1214	PRO	-	expression tag	UNP P0DTC2
L	1215	GLU	-	expression tag	UNP P0DTC2
L	1216	ALA	-	expression tag	UNP P0DTC2
L	1217	PRO	-	expression tag	UNP P0DTC2
L	1218	ARG	-	expression tag	UNP P0DTC2
L	1219	ASP	-	expression tag	UNP P0DTC2
L	1220	GLY	-	expression tag	UNP P0DTC2
L	1221	GLN	-	expression tag	UNP P0DTC2
L	1222	ALA	-	expression tag	UNP P0DTC2
L	1223	TYR	-	expression tag	UNP P0DTC2
L	1224	VAL	-	expression tag	UNP P0DTC2
L	1225	ARG	-	expression tag	UNP P0DTC2
L	1226	LYS	-	expression tag	UNP P0DTC2
L	1227	ASP	-	expression tag	UNP P0DTC2
L	1228	GLY	-	expression tag	UNP P0DTC2
L	1229	GLU	-	expression tag	UNP P0DTC2
L	1230	TRP	-	expression tag	UNP P0DTC2
L	1231	VAL	-	expression tag	UNP P0DTC2
L	1232	PHE	-	expression tag	UNP P0DTC2
L	1233	LEU	-	expression tag	UNP P0DTC2
L	1234	SER	-	expression tag	UNP P0DTC2
L	1235	THR	-	expression tag	UNP P0DTC2
L	1236	PHE	-	expression tag	UNP P0DTC2
L	1237	LEU	-	expression tag	UNP P0DTC2
L	1238	SER	-	expression tag	UNP P0DTC2
L	1239	GLY	-	expression tag	UNP P0DTC2
L	1240	LEU	-	expression tag	UNP P0DTC2
L	1241	GLU	-	expression tag	UNP P0DTC2
L	1242	VAL	-	expression tag	UNP P0DTC2
L	1243	LEU	-	expression tag	UNP P0DTC2
L	1244	PHE	-	expression tag	UNP P0DTC2
L	1245	GLN	-	expression tag	UNP P0DTC2
L	1246	GLY	-	expression tag	UNP P0DTC2
L	1247	PRO	-	expression tag	UNP P0DTC2
L	1248	GLY	-	expression tag	UNP P0DTC2
L	1249	GLY	-	expression tag	UNP P0DTC2
L	1250	TRP	-	expression tag	UNP P0DTC2
L	1251	SER	-	expression tag	UNP P0DTC2
L	1252	HIS	-	expression tag	UNP P0DTC2
L	1253	PRO	-	expression tag	UNP P0DTC2
L	1254	GLN	-	expression tag	UNP P0DTC2

Continued on next page...

Continued from previous page...

Chain	Residue	Modelled	Actual	Comment	Reference
L	1255	PHE	-	expression tag	UNP P0DTC2
L	1256	GLU	-	expression tag	UNP P0DTC2
L	1257	LYS	-	expression tag	UNP P0DTC2
L	1258	GLY	-	expression tag	UNP P0DTC2
L	1259	GLY	-	expression tag	UNP P0DTC2
L	1260	GLY	-	expression tag	UNP P0DTC2
L	1261	SER	-	expression tag	UNP P0DTC2
L	1262	GLY	-	expression tag	UNP P0DTC2
L	1263	GLY	-	expression tag	UNP P0DTC2
L	1264	GLY	-	expression tag	UNP P0DTC2
L	1265	SER	-	expression tag	UNP P0DTC2
L	1266	GLY	-	expression tag	UNP P0DTC2
L	1267	GLY	-	expression tag	UNP P0DTC2
L	1268	SER	-	expression tag	UNP P0DTC2
L	1269	ALA	-	expression tag	UNP P0DTC2
L	1270	TRP	-	expression tag	UNP P0DTC2
L	1271	SER	-	expression tag	UNP P0DTC2
L	1272	HIS	-	expression tag	UNP P0DTC2
L	1273	PRO	-	expression tag	UNP P0DTC2
L	1274	GLN	-	expression tag	UNP P0DTC2
L	1275	PHE	-	expression tag	UNP P0DTC2
L	1276	GLU	-	expression tag	UNP P0DTC2
L	1277	LYS	-	expression tag	UNP P0DTC2
L	1278	GLY	-	expression tag	UNP P0DTC2
L	1279	GLY	-	expression tag	UNP P0DTC2
L	1280	SER	-	expression tag	UNP P0DTC2
L	1281	HIS	-	expression tag	UNP P0DTC2
L	1282	HIS	-	expression tag	UNP P0DTC2
L	1283	HIS	-	expression tag	UNP P0DTC2
L	1284	HIS	-	expression tag	UNP P0DTC2
L	1285	HIS	-	expression tag	UNP P0DTC2
L	1286	HIS	-	expression tag	UNP P0DTC2
L	1287	HIS	-	expression tag	UNP P0DTC2
L	1288	HIS	-	expression tag	UNP P0DTC2
M	67	VAL	ALA	variant	UNP P0DTC2
M	?	-	HIS	deletion	UNP P0DTC2
M	?	-	VAL	deletion	UNP P0DTC2
M	95	ILE	THR	variant	UNP P0DTC2
M	145	ASP	GLY	variant	UNP P0DTC2
M	?	-	VAL	deletion	UNP P0DTC2
M	?	-	TYR	deletion	UNP P0DTC2
M	?	-	TYR	deletion	UNP P0DTC2

Continued on next page...

Continued from previous page...

Chain	Residue	Modelled	Actual	Comment	Reference
M	?	-	ASN	deletion	UNP P0DTC2
M	209	ILE	LEU	variant	UNP P0DTC2
M	212	GLU	-	insertion	UNP P0DTC2
M	213	PRO	-	insertion	UNP P0DTC2
M	214	GLU	-	insertion	UNP P0DTC2
M	339	ASP	GLY	variant	UNP P0DTC2
M	371	LEU	SER	variant	UNP P0DTC2
M	373	PRO	SER	variant	UNP P0DTC2
M	375	PHE	SER	variant	UNP P0DTC2
M	417	ASN	LYS	variant	UNP P0DTC2
M	440	LYS	ASN	variant	UNP P0DTC2
M	446	SER	GLY	variant	UNP P0DTC2
M	477	ASN	SER	variant	UNP P0DTC2
M	478	LYS	THR	variant	UNP P0DTC2
M	484	ALA	GLU	variant	UNP P0DTC2
M	493	ARG	GLN	variant	UNP P0DTC2
M	496	SER	GLY	variant	UNP P0DTC2
M	498	ARG	GLN	variant	UNP P0DTC2
M	501	TYR	ASN	variant	UNP P0DTC2
M	505	HIS	TYR	variant	UNP P0DTC2
M	547	LYS	THR	variant	UNP P0DTC2
M	614	GLY	ASP	variant	UNP P0DTC2
M	655	TYR	HIS	variant	UNP P0DTC2
M	679	LYS	ASN	variant	UNP P0DTC2
M	681	HIS	PRO	variant	UNP P0DTC2
M	682	GLY	ARG	engineered mutation	UNP P0DTC2
M	683	SER	ARG	engineered mutation	UNP P0DTC2
M	685	SER	ARG	engineered mutation	UNP P0DTC2
M	764	LYS	ASN	variant	UNP P0DTC2
M	796	TYR	ASP	variant	UNP P0DTC2
M	817	PRO	PHE	variant	UNP P0DTC2
M	856	LYS	ASN	variant	UNP P0DTC2
M	892	PRO	ALA	engineered mutation	UNP P0DTC2
M	899	PRO	ALA	engineered mutation	UNP P0DTC2
M	942	PRO	ALA	engineered mutation	UNP P0DTC2
M	954	HIS	GLN	variant	UNP P0DTC2
M	969	LYS	ASN	variant	UNP P0DTC2
M	981	PHE	LEU	variant	UNP P0DTC2
M	986	PRO	LYS	engineered mutation	UNP P0DTC2
M	987	PRO	VAL	engineered mutation	UNP P0DTC2
M	1209	GLY	-	expression tag	UNP P0DTC2
M	1210	SER	-	expression tag	UNP P0DTC2

Continued on next page...

Continued from previous page...

Chain	Residue	Modelled	Actual	Comment	Reference
M	1211	GLY	-	expression tag	UNP P0DTC2
M	1212	TYR	-	expression tag	UNP P0DTC2
M	1213	ILE	-	expression tag	UNP P0DTC2
M	1214	PRO	-	expression tag	UNP P0DTC2
M	1215	GLU	-	expression tag	UNP P0DTC2
M	1216	ALA	-	expression tag	UNP P0DTC2
M	1217	PRO	-	expression tag	UNP P0DTC2
M	1218	ARG	-	expression tag	UNP P0DTC2
M	1219	ASP	-	expression tag	UNP P0DTC2
M	1220	GLY	-	expression tag	UNP P0DTC2
M	1221	GLN	-	expression tag	UNP P0DTC2
M	1222	ALA	-	expression tag	UNP P0DTC2
M	1223	TYR	-	expression tag	UNP P0DTC2
M	1224	VAL	-	expression tag	UNP P0DTC2
M	1225	ARG	-	expression tag	UNP P0DTC2
M	1226	LYS	-	expression tag	UNP P0DTC2
M	1227	ASP	-	expression tag	UNP P0DTC2
M	1228	GLY	-	expression tag	UNP P0DTC2
M	1229	GLU	-	expression tag	UNP P0DTC2
M	1230	TRP	-	expression tag	UNP P0DTC2
M	1231	VAL	-	expression tag	UNP P0DTC2
M	1232	PHE	-	expression tag	UNP P0DTC2
M	1233	LEU	-	expression tag	UNP P0DTC2
M	1234	SER	-	expression tag	UNP P0DTC2
M	1235	THR	-	expression tag	UNP P0DTC2
M	1236	PHE	-	expression tag	UNP P0DTC2
M	1237	LEU	-	expression tag	UNP P0DTC2
M	1238	SER	-	expression tag	UNP P0DTC2
M	1239	GLY	-	expression tag	UNP P0DTC2
M	1240	LEU	-	expression tag	UNP P0DTC2
M	1241	GLU	-	expression tag	UNP P0DTC2
M	1242	VAL	-	expression tag	UNP P0DTC2
M	1243	LEU	-	expression tag	UNP P0DTC2
M	1244	PHE	-	expression tag	UNP P0DTC2
M	1245	GLN	-	expression tag	UNP P0DTC2
M	1246	GLY	-	expression tag	UNP P0DTC2
M	1247	PRO	-	expression tag	UNP P0DTC2
M	1248	GLY	-	expression tag	UNP P0DTC2
M	1249	GLY	-	expression tag	UNP P0DTC2
M	1250	TRP	-	expression tag	UNP P0DTC2
M	1251	SER	-	expression tag	UNP P0DTC2
M	1252	HIS	-	expression tag	UNP P0DTC2

Continued on next page...

Continued from previous page...

Chain	Residue	Modelled	Actual	Comment	Reference
M	1253	PRO	-	expression tag	UNP P0DTC2
M	1254	GLN	-	expression tag	UNP P0DTC2
M	1255	PHE	-	expression tag	UNP P0DTC2
M	1256	GLU	-	expression tag	UNP P0DTC2
M	1257	LYS	-	expression tag	UNP P0DTC2
M	1258	GLY	-	expression tag	UNP P0DTC2
M	1259	GLY	-	expression tag	UNP P0DTC2
M	1260	GLY	-	expression tag	UNP P0DTC2
M	1261	SER	-	expression tag	UNP P0DTC2
M	1262	GLY	-	expression tag	UNP P0DTC2
M	1263	GLY	-	expression tag	UNP P0DTC2
M	1264	GLY	-	expression tag	UNP P0DTC2
M	1265	SER	-	expression tag	UNP P0DTC2
M	1266	GLY	-	expression tag	UNP P0DTC2
M	1267	GLY	-	expression tag	UNP P0DTC2
M	1268	SER	-	expression tag	UNP P0DTC2
M	1269	ALA	-	expression tag	UNP P0DTC2
M	1270	TRP	-	expression tag	UNP P0DTC2
M	1271	SER	-	expression tag	UNP P0DTC2
M	1272	HIS	-	expression tag	UNP P0DTC2
M	1273	PRO	-	expression tag	UNP P0DTC2
M	1274	GLN	-	expression tag	UNP P0DTC2
M	1275	PHE	-	expression tag	UNP P0DTC2
M	1276	GLU	-	expression tag	UNP P0DTC2
M	1277	LYS	-	expression tag	UNP P0DTC2
M	1278	GLY	-	expression tag	UNP P0DTC2
M	1279	GLY	-	expression tag	UNP P0DTC2
M	1280	SER	-	expression tag	UNP P0DTC2
M	1281	HIS	-	expression tag	UNP P0DTC2
M	1282	HIS	-	expression tag	UNP P0DTC2
M	1283	HIS	-	expression tag	UNP P0DTC2
M	1284	HIS	-	expression tag	UNP P0DTC2
M	1285	HIS	-	expression tag	UNP P0DTC2
M	1286	HIS	-	expression tag	UNP P0DTC2
M	1287	HIS	-	expression tag	UNP P0DTC2
M	1288	HIS	-	expression tag	UNP P0DTC2

- Molecule 2 is a protein called 6m6 heavy chain.

Mol	Chain	Residues	Atoms					AltConf	Trace
2	A	226	Total	C	N	O	S	0	0
			1698	1073	286	334	5		

Continued on next page...

Continued from previous page...

Mol	Chain	Residues	Atoms					AltConf	Trace
2	D	226	Total	C	N	O	S	0	0
			1698	1073	286	334	5		
2	E	226	Total	C	N	O	S	0	0
			1698	1073	286	334	5		
2	F	226	Total	C	N	O	S	0	0
			1698	1073	286	334	5		
2	G	226	Total	C	N	O	S	0	0
			1698	1073	286	334	5		
2	H	226	Total	C	N	O	S	0	0
			1698	1073	286	334	5		

- Molecule 3 is a protein called 6m6 light chain.

Mol	Chain	Residues	Atoms					AltConf	Trace
3	C	210	Total	C	N	O	S	0	0
			1577	982	270	321	4		
3	N	210	Total	C	N	O	S	0	0
			1577	982	270	321	4		
3	O	210	Total	C	N	O	S	0	0
			1577	982	270	321	4		
3	P	210	Total	C	N	O	S	0	0
			1577	982	270	321	4		
3	Q	210	Total	C	N	O	S	0	0
			1577	982	270	321	4		
3	R	210	Total	C	N	O	S	0	0
			1577	982	270	321	4		

- Molecule 4 is 2-acetamido-2-deoxy-beta-D-glucopyranose (CCD ID: NAG) (formula: C₈H₁₅NO₆).



Mol	Chain	Residues	Atoms				AltConf
4	B	1	Total	C	N	O	0
			14	8	1	5	
4	B	1	Total	C	N	O	0
			14	8	1	5	
4	B	1	Total	C	N	O	0
			14	8	1	5	
4	B	1	Total	C	N	O	0
			14	8	1	5	
4	B	1	Total	C	N	O	0
			14	8	1	5	
4	B	1	Total	C	N	O	0
			14	8	1	5	
4	I	1	Total	C	N	O	0
			14	8	1	5	
4	I	1	Total	C	N	O	0
			14	8	1	5	
4	I	1	Total	C	N	O	0
			14	8	1	5	
4	I	1	Total	C	N	O	0
			14	8	1	5	
4	I	1	Total	C	N	O	0
			14	8	1	5	
4	I	1	Total	C	N	O	0
			14	8	1	5	

Continued on next page...

Continued from previous page...

Mol	Chain	Residues	Atoms				AltConf
4	I	1	Total	C	N	O	0
			14	8	1	5	
4	J	1	Total	C	N	O	0
			14	8	1	5	
4	J	1	Total	C	N	O	0
			14	8	1	5	
4	J	1	Total	C	N	O	0
			14	8	1	5	
4	J	1	Total	C	N	O	0
			14	8	1	5	
4	J	1	Total	C	N	O	0
			14	8	1	5	
4	J	1	Total	C	N	O	0
			14	8	1	5	
4	J	1	Total	C	N	O	0
			14	8	1	5	
4	K	1	Total	C	N	O	0
			14	8	1	5	
4	K	1	Total	C	N	O	0
			14	8	1	5	
4	K	1	Total	C	N	O	0
			14	8	1	5	
4	K	1	Total	C	N	O	0
			14	8	1	5	
4	K	1	Total	C	N	O	0
			14	8	1	5	
4	K	1	Total	C	N	O	0
			14	8	1	5	
4	L	1	Total	C	N	O	0
			14	8	1	5	
4	L	1	Total	C	N	O	0
			14	8	1	5	
4	L	1	Total	C	N	O	0
			14	8	1	5	
4	L	1	Total	C	N	O	0
			14	8	1	5	
4	L	1	Total	C	N	O	0
			14	8	1	5	

Continued on next page...

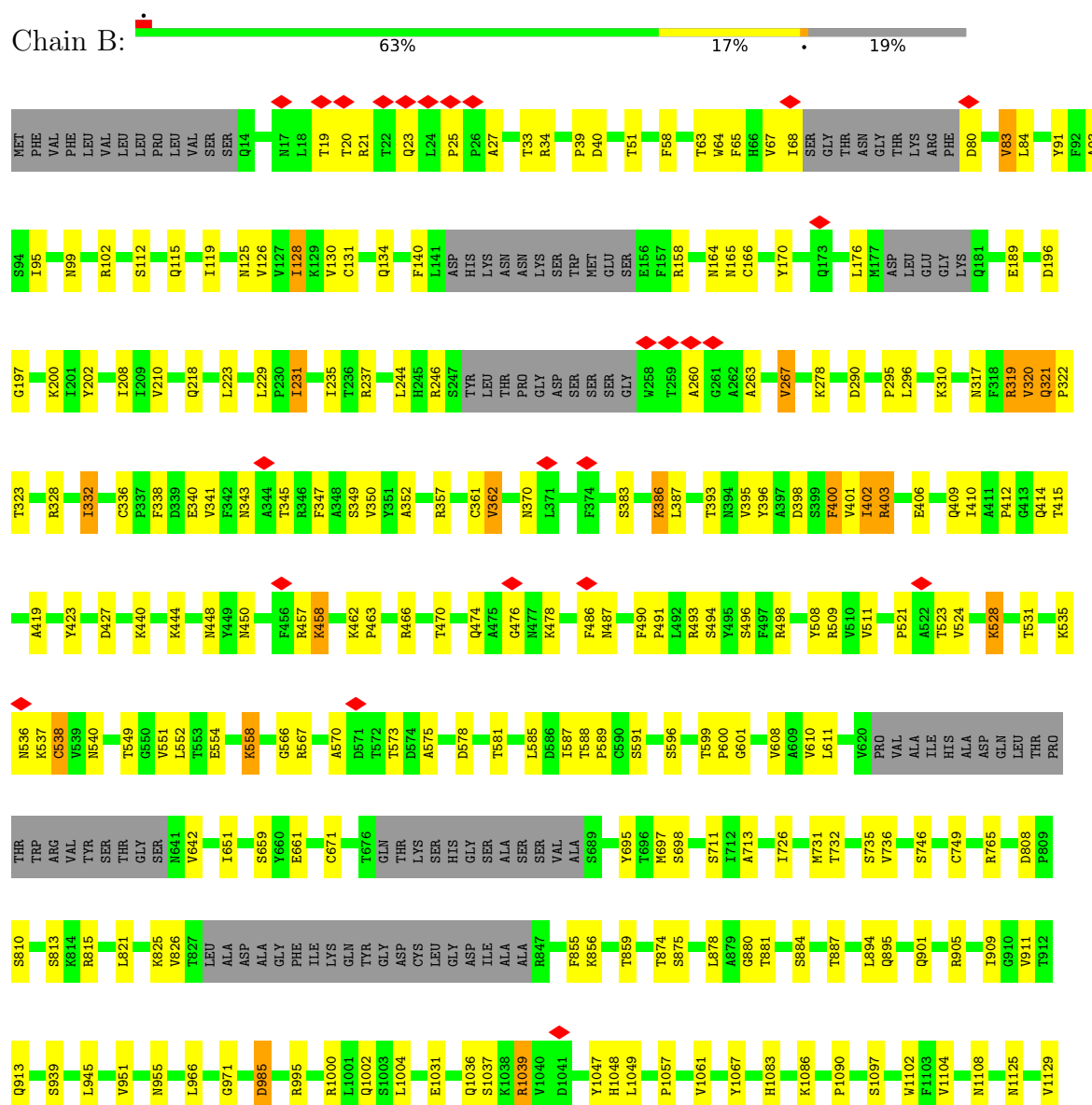
Continued from previous page...


Mol	Chain	Residues	Atoms				AltConf
4	L	1	Total	C	N	O	0
			14	8	1	5	
4	L	1	Total	C	N	O	0
			14	8	1	5	
4	L	1	Total	C	N	O	0
			14	8	1	5	
4	L	1	Total	C	N	O	0
			14	8	1	5	
4	M	1	Total	C	N	O	0
			14	8	1	5	
4	M	1	Total	C	N	O	0
			14	8	1	5	
4	M	1	Total	C	N	O	0
			14	8	1	5	
4	M	1	Total	C	N	O	0
			14	8	1	5	
4	M	1	Total	C	N	O	0
			14	8	1	5	
4	M	1	Total	C	N	O	0
			14	8	1	5	
4	M	1	Total	C	N	O	0
			14	8	1	5	
4	M	1	Total	C	N	O	0
			14	8	1	5	

3 Residue-property plots

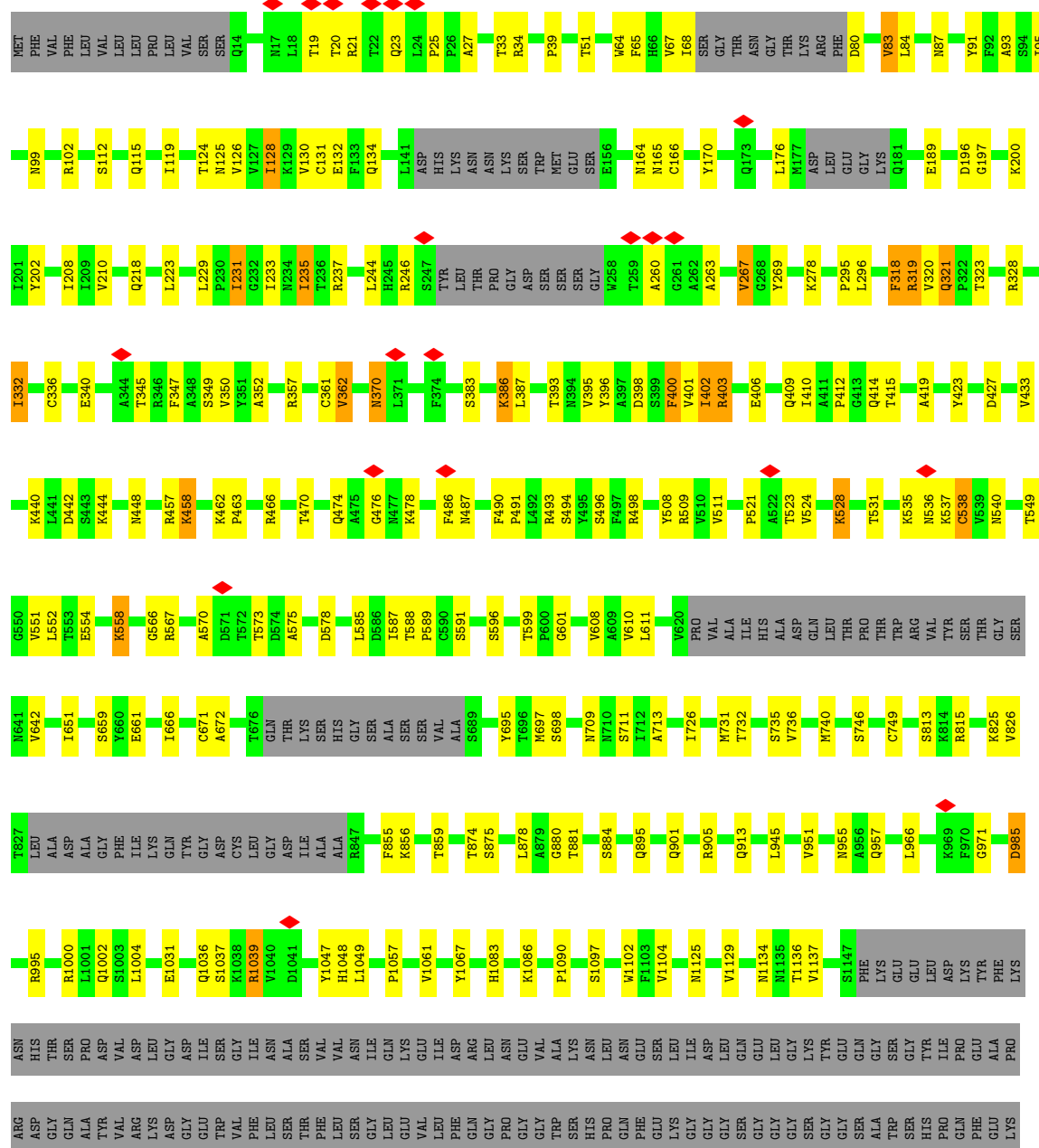
These plots are drawn for all protein, RNA, DNA and oligosaccharide chains in the entry. The first graphic for a chain summarises the proportions of the various outlier classes displayed in the second graphic. The second graphic shows the sequence view annotated by issues in geometry and atom inclusion in map density. Residues are color-coded according to the number of geometric quality criteria for which they contain at least one outlier: green = 0, yellow = 1, orange = 2 and red = 3 or more. A red diamond above a residue indicates a poor fit to the EM map for this residue (all-atom inclusion < 40%). Stretches of 2 or more consecutive residues without any outlier are shown as a green connector. Residues present in the sample, but not in the model, are shown in grey.

• Molecule 1: Spike glycoprotein






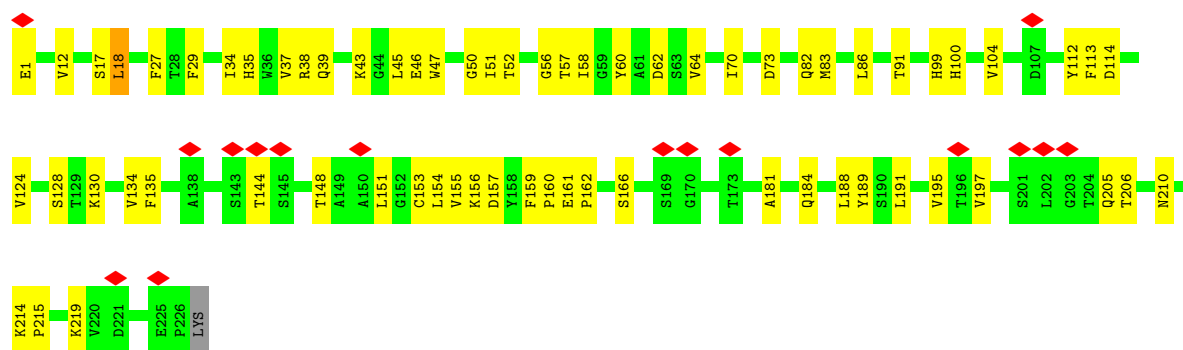
Molecule 1: Spike glycoprotein



63% 17% 19%

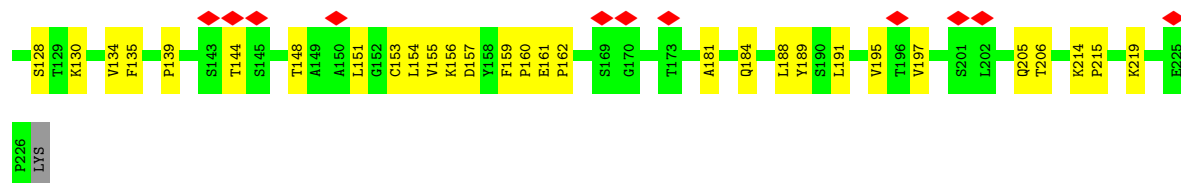


• Molecule 2: 6m6 heavy chain

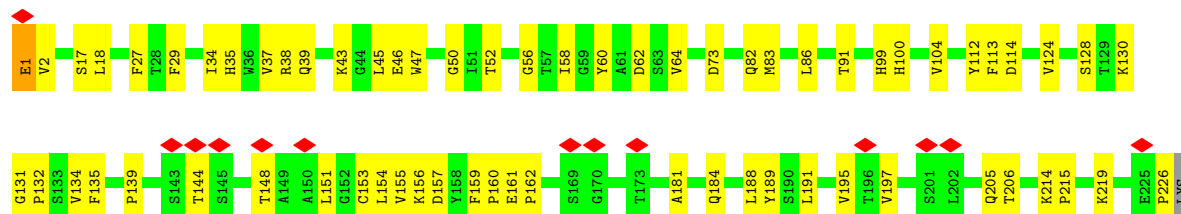


• Molecule 2: 6m6 heavy chain

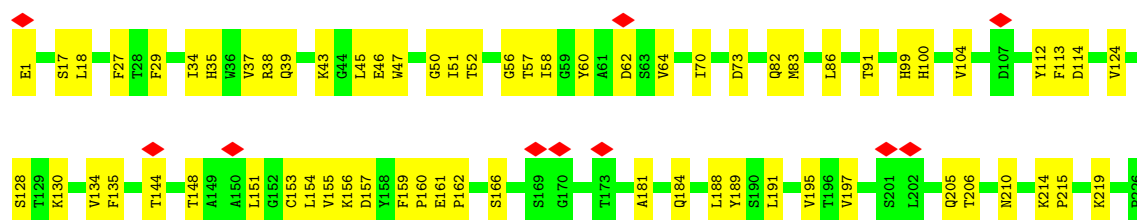




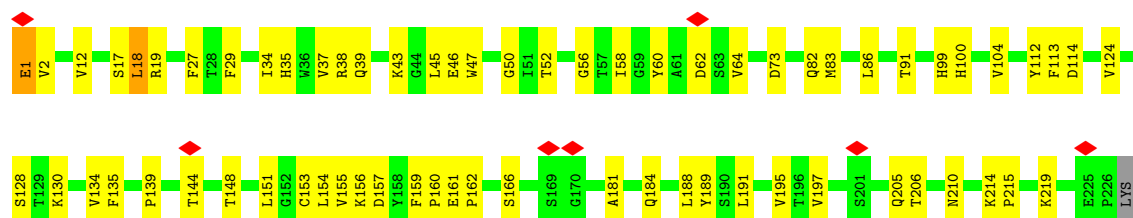
- Molecule 2: 6m6 heavy chain



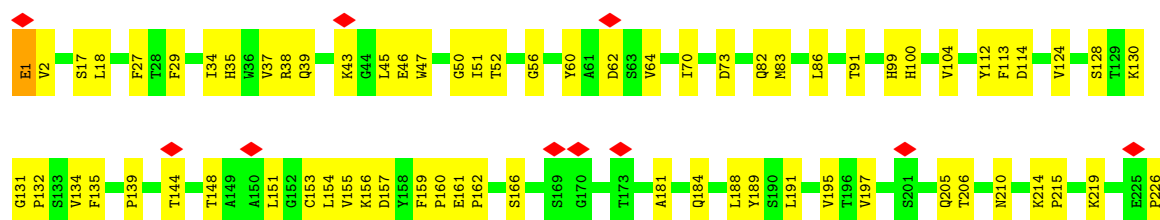
- Molecule 2: 6m6 heavy chain



- Molecule 2: 6m6 heavy chain

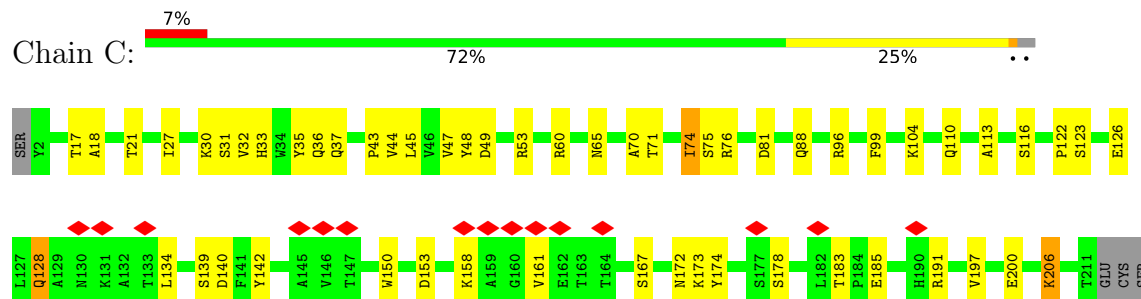


- Molecule 2: 6m6 heavy chain

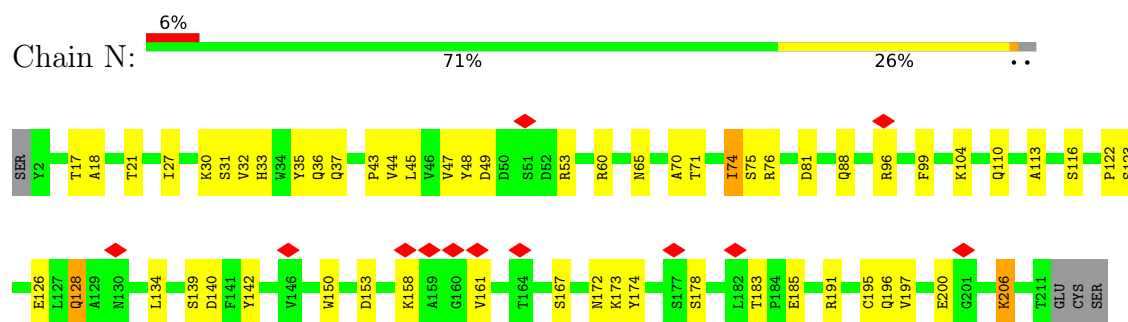


LYS

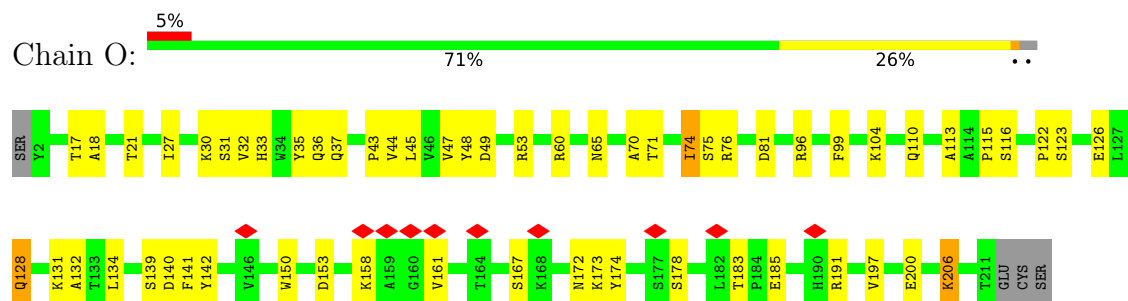
- Molecule 3: 6m6 light chain



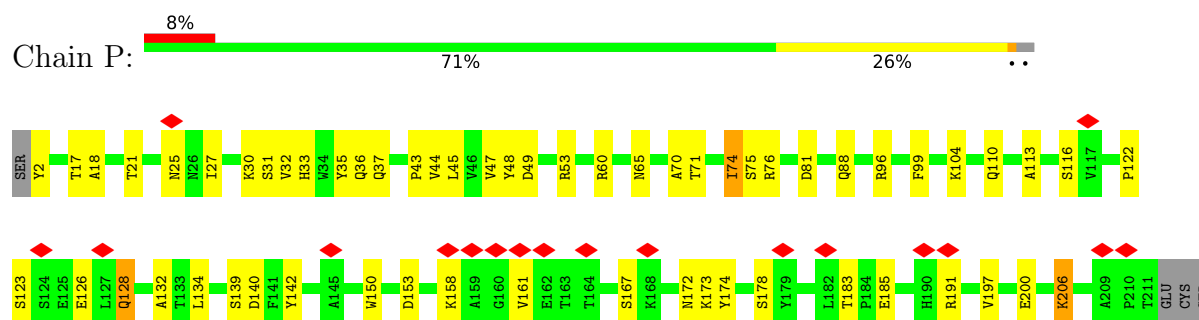
- Molecule 3: 6m6 light chain



- Molecule 3: 6m6 light chain

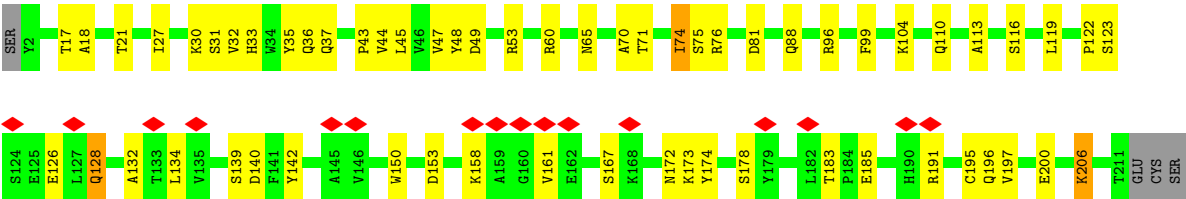


- Molecule 3: 6m6 light chain

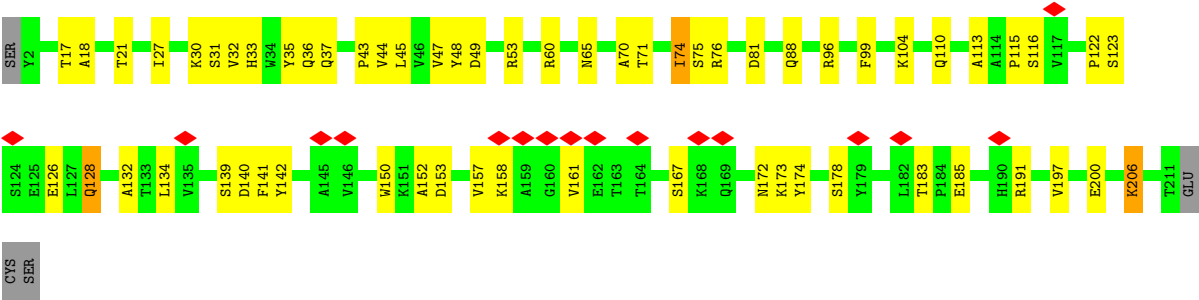


- Molecule 3: 6m6 light chain





• Molecule 3: 6m6 light chain



4 Experimental information

Property	Value	Source
EM reconstruction method	SINGLE PARTICLE	Depositor
Imposed symmetry	POINT, Not provided	
Number of particles used	166441	Depositor
Resolution determination method	FSC 0.143 CUT-OFF	Depositor
CTF correction method	PHASE FLIPPING AND AMPLITUDE CORRECTION	Depositor
Microscope	FEI TITAN KRIOS	Depositor
Voltage (kV)	300	Depositor
Electron dose ($e^-/\text{\AA}^2$)	58	Depositor
Minimum defocus (nm)	1200	Depositor
Maximum defocus (nm)	2500	Depositor
Magnification	Not provided	
Image detector	GATAN K3 BIOQUANTUM (6k x 4k)	Depositor
Maximum map value	2.156	Depositor
Minimum map value	-0.002	Depositor
Average map value	0.001	Depositor
Map value standard deviation	0.025	Depositor
Recommended contour level	0.02	Depositor
Map size (Å)	510.72, 510.72, 510.72	wwPDB
Map dimensions	480, 480, 480	wwPDB
Map angles (°)	90.0, 90.0, 90.0	wwPDB
Pixel spacing (Å)	1.064, 1.064, 1.064	Depositor

5 Model quality [i](#)

5.1 Standard geometry [i](#)

Bond lengths and bond angles in the following residue types are not validated in this section: NAG

The Z score for a bond length (or angle) is the number of standard deviations the observed value is removed from the expected value. A bond length (or angle) with $|Z| > 5$ is considered an outlier worth inspection. RMSZ is the root-mean-square of all Z scores of the bond lengths (or angles).

Mol	Chain	Bond lengths		Bond angles	
		RMSZ	$\# Z > 5$	RMSZ	$\# Z > 5$
1	B	0.23	1/8330 (0.0%)	0.34	1/11346 (0.0%)
1	I	0.20	0/8330	0.33	0/11346
1	J	0.19	1/8330 (0.0%)	0.32	0/11346
1	K	0.22	2/8330 (0.0%)	0.33	3/11346 (0.0%)
1	L	0.23	0/8330	0.34	2/11346 (0.0%)
1	M	0.23	0/8330	0.35	2/11346 (0.0%)
2	A	0.11	0/1741	0.32	0/2374
2	D	0.11	0/1741	0.32	0/2374
2	E	0.10	0/1741	0.32	0/2374
2	F	0.11	0/1741	0.32	0/2374
2	G	0.10	0/1741	0.32	0/2374
2	H	0.10	0/1741	0.32	0/2374
3	C	0.10	0/1616	0.31	0/2209
3	N	0.10	0/1616	0.30	0/2209
3	O	0.10	0/1616	0.31	0/2209
3	P	0.10	0/1616	0.30	0/2209
3	Q	0.10	0/1616	0.30	0/2209
3	R	0.10	0/1616	0.30	0/2209
All	All	0.19	4/70122 (0.0%)	0.33	8/95574 (0.0%)

All (4) bond length outliers are listed below:

Mol	Chain	Res	Type	Atoms	Z	Observed(Å)	Ideal(Å)
1	K	1134	ASN	CA-C	-5.23	1.46	1.52
1	J	320	VAL	CA-C	-5.13	1.46	1.52
1	B	320	VAL	CA-C	-5.04	1.46	1.52
1	K	801	ASN	CA-C	-5.01	1.47	1.53

All (8) bond angle outliers are listed below:

Mol	Chain	Res	Type	Atoms	Z	Observed(°)	Ideal(°)
1	K	322	PRO	N-CA-C	6.79	120.72	111.22
1	L	470	THR	N-CA-C	-5.95	106.67	114.04
1	B	343	ASN	CB-CA-C	-5.93	101.25	111.45
1	M	470	THR	N-CA-C	-5.30	107.36	113.88
1	L	343	ASN	CB-CA-C	-5.28	101.46	111.97
1	K	1133	VAL	CA-C-N	-5.07	114.30	122.81
1	K	1133	VAL	C-N-CA	-5.07	114.30	122.81
1	M	471	GLU	N-CA-C	5.06	116.82	110.24

There are no chirality outliers.

There are no planarity outliers.

5.2 Too-close contacts

In the following table, the Non-H and H(model) columns list the number of non-hydrogen atoms and hydrogen atoms in the chain respectively. The H(added) column lists the number of hydrogen atoms added and optimized by MolProbity. The Clashes column lists the number of clashes within the asymmetric unit, whereas Symm-Clashes lists symmetry-related clashes.

Mol	Chain	Non-H	H(model)	H(added)	Clashes	Symm-Clashes
1	B	8137	0	7921	133	0
1	I	8137	0	7920	129	0
1	J	8137	0	7920	127	0
1	K	8137	0	7921	139	0
1	L	8137	0	7919	135	0
1	M	8137	0	7918	136	0
2	A	1698	0	1644	32	0
2	D	1698	0	1644	32	0
2	E	1698	0	1644	33	0
2	F	1698	0	1644	31	0
2	G	1698	0	1644	34	0
2	H	1698	0	1644	35	0
3	C	1577	0	1518	30	0
3	N	1577	0	1518	32	0
3	O	1577	0	1518	33	0
3	P	1577	0	1518	32	0
3	Q	1577	0	1518	34	0
3	R	1577	0	1518	34	0
4	B	98	0	91	0	0
4	I	112	0	104	1	0
4	J	112	0	104	1	0
4	K	98	0	91	2	0

Continued on next page...

Continued from previous page...

Mol	Chain	Non-H	H(model)	H(added)	Clashes	Symm-Clashes
4	L	126	0	117	6	0
4	M	140	0	130	3	0
All	All	69158	0	67128	1103	0

The all-atom clashscore is defined as the number of clashes found per 1000 atoms (including hydrogen atoms). The all-atom clashscore for this structure is 8.

All (1103) close contacts within the same asymmetric unit are listed below, sorted by their clash magnitude.

Atom-1	Atom-2	Interatomic distance (Å)	Clash overlap (Å)
1:K:361:CYS:SG	1:K:362:VAL:N	2.58	0.77
1:B:361:CYS:SG	1:B:362:VAL:N	2.58	0.76
1:L:361:CYS:SG	1:L:362:VAL:N	2.57	0.75
1:I:361:CYS:SG	1:I:362:VAL:N	2.58	0.75
1:J:361:CYS:SG	1:J:362:VAL:N	2.57	0.75
1:M:361:CYS:SG	1:M:362:VAL:N	2.57	0.75
1:K:538:CYS:HB2	1:K:551:VAL:HG22	1.73	0.71
1:B:538:CYS:HB2	1:B:551:VAL:HG22	1.73	0.70
1:M:538:CYS:HB2	1:M:551:VAL:HG22	1.72	0.70
1:J:538:CYS:HB2	1:J:551:VAL:HG22	1.73	0.68
1:K:1037:SER:H	1:K:1048:HIS:HD2	1.41	0.68
1:L:599:THR:HG22	1:L:601:GLY:H	1.59	0.68
1:M:371:LEU:HD11	4:M:1305:NAG:HN2	1.57	0.68
1:I:538:CYS:HB2	1:I:551:VAL:HG22	1.74	0.68
1:I:1037:SER:H	1:I:1048:HIS:HD2	1.42	0.68
2:G:144:THR:H	2:G:148:THR:HG21	1.59	0.68
1:B:1037:SER:H	1:B:1048:HIS:HD2	1.41	0.67
2:D:144:THR:H	2:D:148:THR:HG21	1.60	0.67
1:I:599:THR:HG22	1:I:601:GLY:H	1.60	0.67
1:L:1037:SER:H	1:L:1048:HIS:HD2	1.41	0.67
1:M:1037:SER:H	1:M:1048:HIS:HD2	1.43	0.67
1:B:599:THR:HG22	1:B:601:GLY:H	1.59	0.67
2:E:144:THR:H	2:E:148:THR:HG21	1.60	0.67
1:K:599:THR:HG22	1:K:601:GLY:H	1.59	0.67
1:L:538:CYS:HB2	1:L:551:VAL:HG22	1.75	0.67
1:I:229:LEU:HB3	1:I:231:ILE:HG22	1.77	0.66
1:J:599:THR:HG22	1:J:601:GLY:H	1.61	0.66
2:H:144:THR:H	2:H:148:THR:HG21	1.61	0.66
1:I:856:LYS:NZ	1:J:570:ALA:O	2.29	0.65
1:M:229:LEU:HB3	1:M:231:ILE:HG22	1.78	0.65
1:M:599:THR:HG22	1:M:601:GLY:H	1.62	0.65

Continued on next page...

Continued from previous page...

Atom-1	Atom-2	Interatomic distance (Å)	Clash overlap (Å)
2:F:144:THR:H	2:F:148:THR:HG21	1.60	0.65
2:A:144:THR:H	2:A:148:THR:HG21	1.60	0.65
1:L:1047:TYR:HB2	1:L:1067:TYR:HB3	1.78	0.65
2:G:181:ALA:HB1	2:G:189:TYR:HB3	1.79	0.65
1:I:567:ARG:HG2	1:I:573:THR:HA	1.79	0.65
1:J:1037:SER:H	1:J:1048:HIS:HD2	1.45	0.64
1:K:567:ARG:HG2	1:K:573:THR:HA	1.79	0.64
3:P:113:ALA:HB3	3:P:142:TYR:H	1.62	0.64
3:R:153:ASP:O	3:R:191:ARG:NH2	2.30	0.64
1:B:229:LEU:HB3	1:B:231:ILE:HG22	1.77	0.64
3:C:113:ALA:HB3	3:C:142:TYR:H	1.62	0.64
1:J:229:LEU:HB3	1:J:231:ILE:HG22	1.79	0.64
1:B:567:ARG:HG2	1:B:573:THR:HA	1.79	0.64
1:J:567:ARG:HG2	1:J:573:THR:HA	1.80	0.64
1:K:345:THR:O	1:K:509:ARG:NH2	2.31	0.64
1:L:567:ARG:HG2	1:L:573:THR:HA	1.79	0.64
3:O:153:ASP:O	3:O:191:ARG:NH2	2.30	0.64
3:P:153:ASP:O	3:P:191:ARG:NH2	2.31	0.64
3:Q:153:ASP:O	3:Q:191:ARG:NH2	2.30	0.64
1:M:567:ARG:HG2	1:M:573:THR:HA	1.80	0.64
1:B:856:LYS:NZ	1:I:570:ALA:O	2.30	0.64
3:C:153:ASP:O	3:C:191:ARG:NH2	2.31	0.64
1:L:856:LYS:NZ	1:M:570:ALA:O	2.31	0.64
2:H:181:ALA:HB1	2:H:189:TYR:HB3	1.78	0.64
2:D:181:ALA:HB1	2:D:189:TYR:HB3	1.79	0.64
3:N:113:ALA:HB3	3:N:142:TYR:H	1.63	0.64
2:E:181:ALA:HB1	2:E:189:TYR:HB3	1.79	0.64
1:B:345:THR:O	1:B:509:ARG:NH2	2.31	0.64
3:N:153:ASP:O	3:N:191:ARG:NH2	2.31	0.64
1:L:336:CYS:N	1:L:361:CYS:SG	2.71	0.64
1:K:164:ASN:OD1	1:K:165:ASN:ND2	2.31	0.64
1:L:229:LEU:HB3	1:L:231:ILE:HG22	1.80	0.64
1:K:856:LYS:NZ	1:L:570:ALA:O	2.30	0.63
1:L:318:PHE:HE1	1:L:320:VAL:HG23	1.63	0.63
1:I:1047:TYR:HB2	1:I:1067:TYR:HB3	1.80	0.63
1:I:336:CYS:N	1:I:361:CYS:SG	2.72	0.63
1:L:905:ARG:NH1	1:L:1049:LEU:O	2.32	0.63
1:I:164:ASN:OD1	1:I:165:ASN:ND2	2.31	0.63
1:B:570:ALA:O	1:J:856:LYS:NZ	2.31	0.63
2:F:181:ALA:HB1	2:F:189:TYR:HB3	1.79	0.63
1:B:336:CYS:N	1:B:361:CYS:SG	2.71	0.63

Continued on next page...

Continued from previous page...

Atom-1	Atom-2	Interatomic distance (Å)	Clash overlap (Å)
1:I:345:THR:O	1:I:509:ARG:NH2	2.31	0.63
1:L:371:LEU:HD11	4:L:1305:NAG:HN2	1.63	0.63
3:O:113:ALA:HB3	3:O:142:TYR:H	1.63	0.62
1:M:336:CYS:N	1:M:361:CYS:SG	2.71	0.62
1:J:164:ASN:OD1	1:J:165:ASN:ND2	2.32	0.62
1:J:336:CYS:N	1:J:361:CYS:SG	2.71	0.62
1:J:905:ARG:NH1	1:J:1049:LEU:O	2.32	0.62
1:K:570:ALA:O	1:M:856:LYS:NZ	2.31	0.62
1:L:164:ASN:OD1	1:L:165:ASN:ND2	2.32	0.62
1:K:336:CYS:N	1:K:361:CYS:SG	2.71	0.62
1:B:164:ASN:OD1	1:B:165:ASN:ND2	2.32	0.62
1:M:1047:TYR:HB2	1:M:1067:TYR:HB3	1.82	0.62
2:A:181:ALA:HB1	2:A:189:TYR:HB3	1.80	0.62
1:I:659:SER:HB3	1:I:698:SER:HB2	1.81	0.62
1:L:345:THR:O	1:L:509:ARG:NH2	2.31	0.62
1:B:478:LYS:NZ	1:B:486:PHE:O	2.29	0.62
1:M:345:THR:O	1:M:509:ARG:NH2	2.32	0.62
1:J:345:THR:O	1:J:509:ARG:NH2	2.32	0.62
1:K:478:LYS:NZ	1:K:486:PHE:O	2.29	0.62
1:L:659:SER:HB3	1:L:698:SER:HB2	1.81	0.62
2:H:134:VAL:HG22	2:H:155:VAL:HG22	1.82	0.62
2:E:134:VAL:HG22	2:E:155:VAL:HG22	1.82	0.62
3:Q:113:ALA:HB3	3:Q:142:TYR:H	1.65	0.61
1:M:905:ARG:NH1	1:M:1049:LEU:O	2.33	0.61
1:I:478:LYS:NZ	1:I:486:PHE:O	2.29	0.61
1:M:164:ASN:OD1	1:M:165:ASN:ND2	2.33	0.61
1:B:905:ARG:NH1	1:B:1049:LEU:O	2.32	0.61
2:A:134:VAL:HG22	2:A:155:VAL:HG22	1.82	0.61
1:K:229:LEU:HB3	1:K:231:ILE:HG22	1.81	0.61
1:L:478:LYS:NZ	1:L:486:PHE:O	2.30	0.61
3:R:113:ALA:HB3	3:R:142:TYR:H	1.65	0.61
1:J:1047:TYR:HB2	1:J:1067:TYR:HB3	1.83	0.61
1:K:1047:TYR:HB2	1:K:1067:TYR:HB3	1.80	0.61
1:I:905:ARG:NH1	1:I:1049:LEU:O	2.32	0.61
1:J:596:SER:HB2	1:J:611:LEU:HB3	1.81	0.61
1:L:128:ILE:HD11	1:L:170:TYR:HB3	1.83	0.61
1:B:1047:TYR:HB2	1:B:1067:TYR:HB3	1.81	0.61
1:I:128:ILE:HD11	1:I:170:TYR:HB3	1.83	0.61
1:M:128:ILE:HD11	1:M:170:TYR:HB3	1.82	0.61
2:D:134:VAL:HG22	2:D:155:VAL:HG22	1.81	0.60
2:F:134:VAL:HG22	2:F:155:VAL:HG22	1.83	0.60

Continued on next page...

Continued from previous page...

Atom-1	Atom-2	Interatomic distance (Å)	Clash overlap (Å)
1:K:905:ARG:NH1	1:K:1049:LEU:O	2.33	0.60
2:G:134:VAL:HG22	2:G:155:VAL:HG22	1.81	0.60
1:M:596:SER:HB2	1:M:611:LEU:HB3	1.82	0.60
1:K:448:ASN:HD21	1:K:498:ARG:HH22	1.49	0.60
1:I:985:ASP:OD1	1:I:985:ASP:N	2.33	0.60
1:L:319:ARG:HB3	1:L:321:GLN:HE22	1.66	0.60
1:M:448:ASN:HD21	1:M:498:ARG:HH22	1.49	0.60
1:L:985:ASP:OD1	1:L:985:ASP:N	2.33	0.60
3:Q:140:ASP:HB3	3:Q:173:LYS:HB3	1.84	0.60
1:M:659:SER:HB3	1:M:698:SER:HB2	1.83	0.60
3:C:47:VAL:HG22	3:C:53:ARG:HB3	1.83	0.60
1:B:985:ASP:OD1	1:B:985:ASP:N	2.33	0.60
3:O:47:VAL:HG22	3:O:53:ARG:HB3	1.84	0.59
1:J:128:ILE:HD11	1:J:170:TYR:HB3	1.83	0.59
1:J:985:ASP:OD1	1:J:985:ASP:N	2.33	0.59
1:K:913:GLN:NE2	1:L:1090:PRO:O	2.36	0.59
1:B:320:VAL:HG21	1:B:591:SER:HB2	1.83	0.59
1:B:659:SER:HB3	1:B:698:SER:HB2	1.83	0.59
3:N:140:ASP:HB3	3:N:173:LYS:HB3	1.85	0.59
1:J:826:VAL:HB	1:J:1057:PRO:HG2	1.84	0.59
1:K:659:SER:HB3	1:K:698:SER:HB2	1.83	0.59
1:K:128:ILE:HD11	1:K:170:TYR:HB3	1.84	0.59
1:K:985:ASP:OD1	1:K:985:ASP:N	2.34	0.59
1:M:985:ASP:OD1	1:M:985:ASP:N	2.33	0.59
3:N:33:HIS:HD2	3:N:48:TYR:HB2	1.68	0.59
1:B:128:ILE:HD11	1:B:170:TYR:HB3	1.83	0.59
1:I:596:SER:HB2	1:I:611:LEU:HB3	1.84	0.59
3:P:140:ASP:HB3	3:P:173:LYS:HB3	1.85	0.59
1:I:318:PHE:HE1	1:I:320:VAL:HG23	1.68	0.58
3:N:47:VAL:HG22	3:N:53:ARG:HB3	1.83	0.58
1:J:448:ASN:HD21	1:J:498:ARG:HH22	1.50	0.58
1:M:125:ASN:HD21	4:M:1302:NAG:H5	1.68	0.58
1:M:490:PHE:HD1	1:M:491:PRO:HD2	1.68	0.58
1:B:115:GLN:NE2	1:B:130:VAL:O	2.36	0.58
1:I:361:CYS:H	1:I:524:VAL:HG22	1.68	0.58
2:G:155:VAL:HB	2:G:191:LEU:HB3	1.85	0.58
1:L:125:ASN:HD21	4:L:1302:NAG:H5	1.67	0.58
1:I:913:GLN:NE2	1:J:1090:PRO:O	2.36	0.58
1:K:115:GLN:NE2	1:K:130:VAL:O	2.37	0.58
2:F:155:VAL:HB	2:F:191:LEU:HB3	1.85	0.58
1:L:361:CYS:H	1:L:524:VAL:HG22	1.68	0.58

Continued on next page...

Continued from previous page...

Atom-1	Atom-2	Interatomic distance (Å)	Clash overlap (Å)
3:O:33:HIS:HD2	3:O:48:TYR:HB2	1.68	0.58
3:O:140:ASP:HB3	3:O:173:LYS:HB3	1.84	0.58
3:P:150:TRP:NE1	3:P:178:SER:OG	2.33	0.58
1:L:913:GLN:NE2	1:M:1090:PRO:O	2.36	0.58
1:B:448:ASN:HD21	1:B:498:ARG:HH22	1.50	0.58
3:C:140:ASP:HB3	3:C:173:LYS:HB3	1.85	0.58
1:I:448:ASN:HD21	1:I:498:ARG:HH22	1.50	0.58
1:J:115:GLN:NE2	1:J:130:VAL:O	2.36	0.58
1:L:19:THR:O	1:L:21:ARG:NH1	2.36	0.58
1:L:448:ASN:HD21	1:L:498:ARG:HH22	1.50	0.58
3:R:47:VAL:HG22	3:R:53:ARG:HB3	1.86	0.58
1:J:490:PHE:HD1	1:J:491:PRO:HD2	1.67	0.58
2:F:62:ASP:OD2	3:P:96:ARG:NH2	2.37	0.58
3:P:47:VAL:HG22	3:P:53:ARG:HB3	1.85	0.58
3:R:140:ASP:HB3	3:R:173:LYS:HB3	1.84	0.58
1:L:318:PHE:CE1	1:L:320:VAL:HG23	2.38	0.58
1:L:490:PHE:HD1	1:L:491:PRO:HD2	1.67	0.58
2:H:62:ASP:OD2	3:R:96:ARG:NH2	2.37	0.58
1:K:490:PHE:HD1	1:K:491:PRO:HD2	1.68	0.58
3:Q:33:HIS:HD2	3:Q:48:TYR:HB2	1.69	0.58
2:H:155:VAL:HB	2:H:191:LEU:HB3	1.85	0.58
1:J:478:LYS:NZ	1:J:486:PHE:O	2.29	0.58
1:K:1090:PRO:O	1:M:913:GLN:NE2	2.37	0.58
1:B:131:CYS:N	1:B:166:CYS:SG	2.77	0.57
1:B:711:SER:OG	1:J:895:GLN:NE2	2.37	0.57
1:B:913:GLN:NE2	1:I:1090:PRO:O	2.37	0.57
1:I:115:GLN:NE2	1:I:130:VAL:O	2.37	0.57
1:J:19:THR:O	1:J:21:ARG:NH1	2.37	0.57
3:P:21:THR:HG22	3:P:71:THR:HG22	1.86	0.57
1:B:19:THR:O	1:B:21:ARG:NH1	2.37	0.57
1:B:490:PHE:HD1	1:B:491:PRO:HD2	1.68	0.57
1:B:1090:PRO:O	1:J:913:GLN:NE2	2.37	0.57
2:A:62:ASP:OD2	3:C:96:ARG:NH2	2.37	0.57
2:D:62:ASP:OD2	3:N:96:ARG:NH2	2.37	0.57
2:E:62:ASP:OD2	3:O:96:ARG:NH2	2.37	0.57
1:I:19:THR:O	1:I:21:ARG:NH1	2.37	0.57
1:J:659:SER:HB3	1:J:698:SER:HB2	1.86	0.57
2:G:62:ASP:OD2	3:Q:96:ARG:NH2	2.37	0.57
3:R:33:HIS:HD2	3:R:48:TYR:HB2	1.69	0.57
1:J:34:ARG:NH2	1:J:218:GLN:O	2.38	0.57
1:M:826:VAL:HB	1:M:1057:PRO:HG2	1.86	0.57

Continued on next page...

Continued from previous page...

Atom-1	Atom-2	Interatomic distance (Å)	Clash overlap (Å)
1:B:320:VAL:CG2	1:B:591:SER:HB2	2.35	0.57
3:Q:47:VAL:HG22	3:Q:53:ARG:HB3	1.85	0.57
1:J:361:CYS:H	1:J:524:VAL:HG22	1.68	0.57
1:K:19:THR:O	1:K:21:ARG:NH1	2.37	0.57
1:M:34:ARG:NH2	1:M:218:GLN:O	2.38	0.57
3:C:21:THR:HG22	3:C:71:THR:HG22	1.86	0.57
1:I:124:THR:HG23	1:I:125:ASN:HD22	1.70	0.57
1:L:124:THR:HG22	4:L:1302:NAG:HN2	1.68	0.57
3:C:150:TRP:NE1	3:C:178:SER:OG	2.33	0.57
1:J:124:THR:HG23	1:J:125:ASN:HD22	1.69	0.57
1:L:124:THR:HG23	1:L:125:ASN:HD22	1.70	0.57
1:M:124:THR:HG23	1:M:125:ASN:HD22	1.69	0.57
1:B:361:CYS:H	1:B:524:VAL:HG22	1.69	0.57
1:I:490:PHE:HD1	1:I:491:PRO:HD2	1.68	0.57
1:L:115:GLN:NE2	1:L:130:VAL:O	2.38	0.57
1:M:19:THR:O	1:M:21:ARG:NH1	2.37	0.57
1:K:383:SER:OG	1:K:386:LYS:NZ	2.38	0.57
1:M:115:GLN:NE2	1:M:130:VAL:O	2.37	0.57
1:M:361:CYS:H	1:M:524:VAL:HG22	1.69	0.57
3:C:33:HIS:HD2	3:C:48:TYR:HB2	1.70	0.56
1:J:131:CYS:N	1:J:166:CYS:SG	2.78	0.56
3:Q:17:THR:HG22	3:Q:75:SER:HA	1.87	0.56
1:M:478:LYS:NZ	1:M:486:PHE:O	2.29	0.56
2:A:155:VAL:HB	2:A:191:LEU:HB3	1.87	0.56
1:I:320:VAL:CG2	1:I:591:SER:HB2	2.35	0.56
1:K:124:THR:HG23	1:K:125:ASN:HD22	1.70	0.56
1:B:383:SER:OG	1:B:386:LYS:NZ	2.38	0.56
3:N:17:THR:HG22	3:N:75:SER:HA	1.88	0.56
3:N:150:TRP:NE1	3:N:178:SER:OG	2.34	0.56
1:L:826:VAL:HB	1:L:1057:PRO:HG2	1.87	0.56
1:M:474:GLN:HG3	1:M:476:GLY:H	1.70	0.56
3:C:17:THR:HG22	3:C:75:SER:HA	1.87	0.56
1:K:711:SER:OG	1:M:895:GLN:NE2	2.39	0.56
1:J:474:GLN:HG3	1:J:476:GLY:H	1.70	0.56
1:K:131:CYS:N	1:K:166:CYS:SG	2.79	0.56
1:L:895:GLN:NE2	1:M:711:SER:OG	2.38	0.56
3:Q:150:TRP:NE1	3:Q:178:SER:OG	2.34	0.56
1:B:895:GLN:NE2	1:I:711:SER:OG	2.39	0.56
1:K:34:ARG:NH2	1:K:218:GLN:O	2.38	0.56
1:K:361:CYS:H	1:K:524:VAL:HG22	1.69	0.56
3:P:33:HIS:HD2	3:P:48:TYR:HB2	1.70	0.56

Continued on next page...

Continued from previous page...

Atom-1	Atom-2	Interatomic distance (Å)	Clash overlap (Å)
1:K:895:GLN:NE2	1:L:711:SER:OG	2.38	0.56
1:M:131:CYS:N	1:M:166:CYS:SG	2.78	0.56
1:M:493:ARG:NH1	1:M:494:SER:O	2.39	0.56
3:R:17:THR:HG22	3:R:75:SER:HA	1.88	0.56
1:B:474:GLN:HG3	1:B:476:GLY:H	1.70	0.56
1:I:383:SER:OG	1:I:386:LYS:NZ	2.38	0.56
2:E:155:VAL:HB	2:E:191:LEU:HB3	1.87	0.56
3:O:17:THR:HG22	3:O:75:SER:HA	1.88	0.56
3:Q:60:ARG:NH2	3:Q:76:ARG:O	2.39	0.56
1:B:34:ARG:NH2	1:B:218:GLN:O	2.39	0.56
1:I:474:GLN:HG3	1:I:476:GLY:H	1.71	0.56
3:O:21:THR:HG22	3:O:71:THR:HG22	1.88	0.56
1:I:826:VAL:HB	1:I:1057:PRO:HG2	1.88	0.56
1:J:320:VAL:CG2	1:J:591:SER:HB2	2.36	0.56
3:P:17:THR:HG22	3:P:75:SER:HA	1.88	0.56
1:L:383:SER:OG	1:L:386:LYS:NZ	2.39	0.56
1:L:474:GLN:HG3	1:L:476:GLY:H	1.71	0.56
3:R:21:THR:HG22	3:R:71:THR:HG22	1.88	0.56
1:B:319:ARG:HB3	1:B:321:GLN:HE22	1.70	0.55
1:L:131:CYS:N	1:L:166:CYS:SG	2.79	0.55
3:R:123:SER:N	3:R:126:GLU:OE2	2.39	0.55
2:H:100:HIS:HB2	2:H:114:ASP:HB2	1.88	0.55
2:D:135:PHE:HB2	2:D:154:LEU:HB3	1.89	0.55
1:L:34:ARG:NH2	1:L:218:GLN:O	2.38	0.55
3:R:65:ASN:HD22	3:R:70:ALA:HB2	1.71	0.55
1:I:131:CYS:N	1:I:166:CYS:SG	2.79	0.55
1:I:895:GLN:NE2	1:J:711:SER:OG	2.39	0.55
1:K:596:SER:HB2	1:K:611:LEU:HB3	1.87	0.55
2:F:184:GLN:HE21	2:F:188:LEU:HB2	1.72	0.55
2:G:100:HIS:HB2	2:G:114:ASP:HB2	1.89	0.55
1:M:383:SER:OG	1:M:386:LYS:NZ	2.38	0.55
2:D:100:HIS:HB2	2:D:114:ASP:HB2	1.89	0.55
1:K:474:GLN:HG3	1:K:476:GLY:H	1.71	0.55
1:B:596:SER:HB2	1:B:611:LEU:HB3	1.87	0.55
1:J:383:SER:OG	1:J:386:LYS:NZ	2.38	0.55
2:G:184:GLN:HE21	2:G:188:LEU:HB2	1.72	0.55
1:K:320:VAL:CG2	1:K:591:SER:HB2	2.37	0.55
1:L:596:SER:HB2	1:L:611:LEU:HB3	1.88	0.55
1:M:402:ILE:HD11	1:M:406:GLU:HB2	1.88	0.55
1:I:34:ARG:NH2	1:I:218:GLN:O	2.39	0.55
1:I:318:PHE:CE1	1:I:320:VAL:HG23	2.41	0.55

Continued on next page...

Continued from previous page...

Atom-1	Atom-2	Interatomic distance (Å)	Clash overlap (Å)
1:K:208:ILE:HD11	1:K:210:VAL:HG12	1.89	0.55
2:D:155:VAL:HB	2:D:191:LEU:HB3	1.89	0.55
1:J:493:ARG:NH1	1:J:494:SER:O	2.40	0.55
2:E:100:HIS:HB2	2:E:114:ASP:HB2	1.89	0.55
1:K:320:VAL:HG21	1:K:591:SER:HB2	1.88	0.55
2:F:100:HIS:HB2	2:F:114:ASP:HB2	1.89	0.55
3:P:60:ARG:NH2	3:P:76:ARG:O	2.40	0.55
3:R:60:ARG:NH2	3:R:76:ARG:O	2.39	0.55
1:B:826:VAL:HB	1:B:1057:PRO:HG2	1.88	0.54
2:E:135:PHE:HB2	2:E:154:LEU:HB3	1.88	0.54
1:B:208:ILE:HD11	1:B:210:VAL:HG12	1.89	0.54
2:D:184:GLN:HE21	2:D:188:LEU:HB2	1.72	0.54
3:O:123:SER:N	3:O:126:GLU:OE2	2.40	0.54
3:P:123:SER:N	3:P:126:GLU:OE2	2.39	0.54
1:B:552:LEU:HD22	1:B:585:LEU:HD23	1.88	0.54
2:H:135:PHE:HB2	2:H:154:LEU:HB3	1.89	0.54
3:O:65:ASN:HD22	3:O:70:ALA:HB2	1.72	0.54
1:L:27:ALA:HB3	1:L:64:TRP:HB3	1.89	0.54
3:N:60:ARG:NH2	3:N:76:ARG:O	2.41	0.54
3:N:123:SER:N	3:N:126:GLU:OE2	2.39	0.54
1:K:826:VAL:HB	1:K:1057:PRO:HG2	1.89	0.54
1:I:27:ALA:HB3	1:I:64:TRP:HB3	1.90	0.54
2:G:135:PHE:HB2	2:G:154:LEU:HB3	1.90	0.54
3:Q:123:SER:N	3:Q:126:GLU:OE2	2.39	0.54
3:O:60:ARG:NH2	3:O:76:ARG:O	2.40	0.54
1:K:552:LEU:HD22	1:K:585:LEU:HD23	1.88	0.54
3:P:65:ASN:HD22	3:P:70:ALA:HB2	1.73	0.54
2:A:100:HIS:HB2	2:A:114:ASP:HB2	1.90	0.54
3:C:123:SER:N	3:C:126:GLU:OE2	2.39	0.54
3:Q:21:THR:HG22	3:Q:71:THR:HG22	1.87	0.54
1:M:554:GLU:HA	1:M:585:LEU:HA	1.90	0.54
2:A:91:THR:HG22	2:A:124:VAL:H	1.73	0.54
3:C:60:ARG:NH2	3:C:76:ARG:O	2.41	0.54
3:P:167:SER:HB3	3:P:174:TYR:HB3	1.89	0.54
1:M:208:ILE:HD11	1:M:210:VAL:HG12	1.89	0.54
2:A:184:GLN:HE21	2:A:188:LEU:HB2	1.73	0.54
1:M:535:LYS:HG3	1:M:552:LEU:HB2	1.90	0.54
1:B:951:VAL:O	1:B:955:ASN:ND2	2.42	0.53
2:A:135:PHE:HB2	2:A:154:LEU:HB3	1.90	0.53
1:I:409:GLN:HA	1:I:414:GLN:HE21	1.73	0.53
3:N:21:THR:HG22	3:N:71:THR:HG22	1.88	0.53

Continued on next page...

Continued from previous page...

Atom-1	Atom-2	Interatomic distance (Å)	Clash overlap (Å)
3:C:167:SER:HB3	3:C:174:TYR:HB3	1.89	0.53
1:I:951:VAL:O	1:I:955:ASN:ND2	2.41	0.53
1:K:951:VAL:O	1:K:955:ASN:ND2	2.42	0.53
1:L:951:VAL:O	1:L:955:ASN:ND2	2.40	0.53
1:B:493:ARG:NH1	1:B:494:SER:O	2.41	0.53
1:K:466:ARG:HH12	2:F:73:ASP:HA	1.74	0.53
1:L:370:ASN:HD21	4:L:1305:NAG:H3	1.72	0.53
1:B:466:ARG:HH12	2:A:73:ASP:HA	1.74	0.53
1:B:535:LYS:HG3	1:B:552:LEU:HB2	1.90	0.53
1:J:208:ILE:HD11	1:J:210:VAL:HG12	1.90	0.53
1:M:403:ARG:HB2	1:M:508:TYR:HD2	1.73	0.53
1:I:208:ILE:HD11	1:I:210:VAL:HG12	1.89	0.53
1:J:320:VAL:HG21	1:J:591:SER:HB2	1.89	0.53
1:L:208:ILE:HD11	1:L:210:VAL:HG12	1.89	0.53
2:H:91:THR:HG22	2:H:124:VAL:H	1.74	0.53
2:A:17:SER:HB3	2:A:82:GLN:HE22	1.74	0.53
1:I:493:ARG:NH1	1:I:494:SER:O	2.41	0.53
1:K:1036:GLN:NE2	1:K:1048:HIS:O	2.41	0.53
1:L:409:GLN:HA	1:L:414:GLN:HE21	1.74	0.53
2:H:83:MET:HB3	2:H:86:LEU:HD21	1.90	0.53
1:I:319:ARG:HB3	1:I:321:GLN:HE22	1.73	0.53
1:J:115:GLN:HE21	1:J:130:VAL:HG22	1.74	0.53
1:J:554:GLU:HA	1:J:585:LEU:HA	1.91	0.53
1:K:493:ARG:NH1	1:K:494:SER:O	2.41	0.53
1:L:398:ASP:OD2	1:L:423:TYR:OH	2.27	0.53
1:B:202:TYR:HB3	1:B:223:LEU:HB3	1.90	0.53
2:A:47:TRP:HB2	3:C:99:PHE:HE2	1.74	0.53
2:D:151:LEU:H	2:D:197:VAL:HG21	1.74	0.53
2:E:17:SER:HB3	2:E:82:GLN:HE22	1.74	0.53
2:F:83:MET:HB3	2:F:86:LEU:HD21	1.90	0.53
1:M:27:ALA:HB3	1:M:64:TRP:HB3	1.89	0.53
1:I:398:ASP:OD2	1:I:423:TYR:OH	2.26	0.53
2:H:159:PHE:HB3	2:H:160:PRO:HD3	1.90	0.53
1:B:409:GLN:HA	1:B:414:GLN:HE21	1.74	0.53
1:J:535:LYS:HG3	1:J:552:LEU:HB2	1.91	0.53
1:J:671:CYS:SG	1:J:697:MET:HB3	2.49	0.53
2:F:17:SER:HB3	2:F:82:GLN:HE22	1.74	0.53
2:F:135:PHE:HB2	2:F:154:LEU:HB3	1.91	0.53
2:G:83:MET:HB3	2:G:86:LEU:HD21	1.89	0.53
2:H:184:GLN:HE21	2:H:188:LEU:HB2	1.73	0.53
1:I:320:VAL:HG21	1:I:591:SER:HB2	1.90	0.52

Continued on next page...

Continued from previous page...

Atom-1	Atom-2	Interatomic distance (Å)	Clash overlap (Å)
1:I:448:ASN:ND2	1:I:496:SER:OG	2.41	0.52
1:I:874:THR:O	1:I:878:LEU:N	2.40	0.52
2:D:159:PHE:HB3	2:D:160:PRO:HD3	1.91	0.52
2:G:151:LEU:H	2:G:197:VAL:HG21	1.74	0.52
1:B:671:CYS:SG	1:B:697:MET:HB3	2.49	0.52
1:J:409:GLN:HA	1:J:414:GLN:HE21	1.74	0.52
2:E:91:THR:HG22	2:E:124:VAL:H	1.75	0.52
2:F:159:PHE:HB3	2:F:160:PRO:HD3	1.90	0.52
1:L:493:ARG:NH1	1:L:494:SER:O	2.41	0.52
2:A:159:PHE:HB3	2:A:160:PRO:HD3	1.90	0.52
1:J:403:ARG:HB2	1:J:508:TYR:HD2	1.74	0.52
2:E:159:PHE:HB3	2:E:160:PRO:HD3	1.91	0.52
1:K:409:GLN:HA	1:K:414:GLN:HE21	1.74	0.52
2:E:184:GLN:HE21	2:E:188:LEU:HB2	1.73	0.52
1:I:966:LEU:O	1:I:1000:ARG:NH2	2.42	0.52
1:J:398:ASP:OD2	1:J:423:TYR:OH	2.27	0.52
2:E:83:MET:HB3	2:E:86:LEU:HD21	1.91	0.52
2:F:91:THR:HG22	2:F:124:VAL:H	1.75	0.52
1:M:671:CYS:SG	1:M:697:MET:HB3	2.50	0.52
1:B:27:ALA:HB3	1:B:64:TRP:HB3	1.91	0.52
1:I:126:VAL:HG21	1:I:176:LEU:HG	1.91	0.52
1:J:27:ALA:HB3	1:J:64:TRP:HB3	1.90	0.52
1:J:813:SER:OG	1:J:815:ARG:NH1	2.43	0.52
1:K:535:LYS:HG3	1:K:552:LEU:HB2	1.91	0.52
1:K:671:CYS:SG	1:K:697:MET:HB3	2.50	0.52
2:G:159:PHE:HB3	2:G:160:PRO:HD3	1.91	0.52
3:Q:65:ASN:HD22	3:Q:70:ALA:HB2	1.74	0.52
1:M:126:VAL:HG21	1:M:176:LEU:HG	1.92	0.52
3:R:167:SER:HB3	3:R:174:TYR:HB3	1.92	0.52
1:B:813:SER:OG	1:B:815:ARG:NH1	2.42	0.52
1:L:966:LEU:O	1:L:1000:ARG:NH2	2.42	0.52
3:Q:167:SER:HB3	3:Q:174:TYR:HB3	1.92	0.52
1:B:20:THR:OG1	1:B:21:ARG:NH1	2.43	0.52
1:I:1002:GLN:NE2	1:J:1002:GLN:OE1	2.43	0.52
3:N:65:ASN:HD22	3:N:70:ALA:HB2	1.74	0.52
1:J:448:ASN:ND2	1:J:496:SER:OG	2.42	0.52
1:K:126:VAL:HG21	1:K:176:LEU:HG	1.92	0.52
1:L:328:ARG:NH1	1:L:578:ASP:OD2	2.43	0.52
1:L:466:ARG:HH12	2:G:73:ASP:HA	1.74	0.52
1:L:874:THR:O	1:L:878:LEU:N	2.41	0.52
3:C:65:ASN:HD22	3:C:70:ALA:HB2	1.75	0.52

Continued on next page...

Continued from previous page...

Atom-1	Atom-2	Interatomic distance (Å)	Clash overlap (Å)
1:I:332:ILE:HD13	1:I:332:ILE:H	1.74	0.52
1:I:535:LYS:HG3	1:I:552:LEU:HB2	1.90	0.52
2:D:157:ASP:HA	2:D:188:LEU:HD13	1.91	0.52
1:K:403:ARG:HB2	1:K:508:TYR:HD2	1.74	0.52
1:L:295:PRO:HG2	1:L:610:VAL:HG22	1.91	0.52
1:L:320:VAL:CG2	1:L:591:SER:HB2	2.40	0.52
1:L:671:CYS:SG	1:L:697:MET:HB3	2.50	0.52
2:G:157:ASP:HA	2:G:188:LEU:HD13	1.91	0.52
1:I:466:ARG:HH12	2:D:73:ASP:HA	1.74	0.52
1:I:671:CYS:SG	1:I:697:MET:HB3	2.50	0.52
3:O:167:SER:HB3	3:O:174:TYR:HB3	1.92	0.52
1:I:403:ARG:HB2	1:I:508:TYR:HD2	1.74	0.51
3:N:167:SER:HB3	3:N:174:TYR:HB3	1.92	0.51
2:F:128:SER:OG	2:F:130:LYS:NZ	2.43	0.51
1:L:126:VAL:HG21	1:L:176:LEU:HG	1.91	0.51
1:L:535:LYS:HG3	1:L:552:LEU:HB2	1.90	0.51
2:G:91:THR:HG22	2:G:124:VAL:H	1.75	0.51
2:H:47:TRP:HB2	3:R:99:PHE:HE2	1.74	0.51
3:C:116:SER:O	3:C:139:SER:N	2.40	0.51
1:I:813:SER:OG	1:I:815:ARG:NH1	2.43	0.51
2:D:83:MET:HB3	2:D:86:LEU:HD21	1.91	0.51
2:E:47:TRP:HB2	3:O:99:PHE:HE2	1.75	0.51
1:K:27:ALA:HB3	1:K:64:TRP:HB3	1.92	0.51
1:K:813:SER:OG	1:K:815:ARG:NH1	2.43	0.51
2:G:27:PHE:HZ	2:G:34:ILE:HD11	1.76	0.51
3:R:116:SER:O	3:R:139:SER:N	2.40	0.51
1:B:115:GLN:HE21	1:B:130:VAL:HG22	1.75	0.51
1:B:403:ARG:HB2	1:B:508:TYR:HD2	1.76	0.51
2:D:91:THR:HG22	2:D:124:VAL:H	1.75	0.51
1:L:1002:GLN:NE2	1:M:1002:GLN:OE1	2.44	0.51
2:H:17:SER:HB3	2:H:82:GLN:HE22	1.75	0.51
3:R:36:GLN:O	3:R:44:VAL:N	2.41	0.51
1:I:295:PRO:HG2	1:I:610:VAL:HG22	1.91	0.51
1:J:126:VAL:HG21	1:J:176:LEU:HG	1.92	0.51
1:L:20:THR:OG1	1:L:21:ARG:NH1	2.43	0.51
1:B:448:ASN:ND2	1:B:496:SER:OG	2.43	0.51
2:A:83:MET:HB3	2:A:86:LEU:HD21	1.91	0.51
2:G:47:TRP:HB2	3:Q:99:PHE:HE2	1.75	0.51
3:R:150:TRP:NE1	3:R:178:SER:OG	2.35	0.51
1:J:874:THR:O	1:J:878:LEU:N	2.40	0.51
1:L:462:LYS:HD2	1:L:463:PRO:HD2	1.93	0.51

Continued on next page...

Continued from previous page...

Atom-1	Atom-2	Interatomic distance (Å)	Clash overlap (Å)
1:M:320:VAL:CG2	1:M:591:SER:HB2	2.41	0.51
1:M:448:ASN:ND2	1:M:496:SER:OG	2.43	0.51
1:B:84:LEU:HD22	1:B:267:VAL:HG21	1.92	0.51
3:C:31:SER:OG	3:C:49:ASP:OD1	2.27	0.51
2:D:17:SER:HB3	2:D:82:GLN:HE22	1.74	0.51
3:O:150:TRP:NE1	3:O:178:SER:OG	2.35	0.51
2:F:29:PHE:HE1	2:F:34:ILE:HD12	1.76	0.51
2:G:17:SER:HB3	2:G:82:GLN:HE22	1.75	0.51
1:M:735:SER:OG	1:M:859:THR:OG1	2.29	0.51
2:D:47:TRP:HB2	3:N:99:PHE:HE2	1.76	0.51
1:J:966:LEU:O	1:J:1000:ARG:NH2	2.42	0.51
1:K:115:GLN:HE21	1:K:130:VAL:HG22	1.76	0.51
1:L:448:ASN:ND2	1:L:496:SER:OG	2.43	0.51
1:L:735:SER:OG	1:L:859:THR:OG1	2.29	0.51
1:M:409:GLN:HA	1:M:414:GLN:HE21	1.75	0.51
1:B:462:LYS:HD2	1:B:463:PRO:HD2	1.93	0.51
1:I:462:LYS:HD2	1:I:463:PRO:HD2	1.93	0.51
3:N:60:ARG:NH2	3:N:81:ASP:OD2	2.44	0.51
2:E:29:PHE:HE1	2:E:34:ILE:HD12	1.75	0.51
1:K:332:ILE:HD13	1:K:332:ILE:H	1.75	0.51
1:K:462:LYS:HD2	1:K:463:PRO:HD2	1.93	0.51
1:K:1002:GLN:OE1	1:M:1002:GLN:NE2	2.44	0.51
2:A:29:PHE:HE1	2:A:34:ILE:HD12	1.76	0.51
1:I:735:SER:OG	1:I:859:THR:OG1	2.29	0.51
1:J:202:TYR:HB3	1:J:223:LEU:HB3	1.92	0.51
1:J:462:LYS:HD2	1:J:463:PRO:HD2	1.93	0.51
2:E:151:LEU:H	2:E:197:VAL:HG21	1.76	0.51
1:K:20:THR:OG1	1:K:21:ARG:NH1	2.44	0.51
1:L:813:SER:OG	1:L:815:ARG:NH1	2.44	0.51
3:Q:31:SER:OG	3:Q:49:ASP:OD1	2.27	0.51
1:M:462:LYS:HD2	1:M:463:PRO:HD2	1.93	0.51
3:N:31:SER:OG	3:N:49:ASP:OD1	2.27	0.50
1:K:370:ASN:HD21	4:K:1304:NAG:H3	1.76	0.50
3:P:31:SER:OG	3:P:49:ASP:OD1	2.27	0.50
1:L:403:ARG:HB2	1:L:508:TYR:HD2	1.75	0.50
1:B:295:PRO:HG2	1:B:610:VAL:HG22	1.92	0.50
1:B:398:ASP:OD2	1:B:423:TYR:OH	2.28	0.50
1:B:551:VAL:HB	1:B:588:THR:HG23	1.93	0.50
1:B:1036:GLN:NE2	1:B:1048:HIS:O	2.43	0.50
1:J:323:THR:HG23	1:J:539:VAL:HG12	1.93	0.50
3:Q:60:ARG:NH2	3:Q:81:ASP:OD2	2.45	0.50

Continued on next page...

Continued from previous page...

Atom-1	Atom-2	Interatomic distance (Å)	Clash overlap (Å)
2:H:151:LEU:H	2:H:197:VAL:HG21	1.76	0.50
1:B:126:VAL:HG21	1:B:176:LEU:HG	1.93	0.50
3:C:122:PRO:HD3	3:C:134:LEU:HD13	1.93	0.50
3:C:172:ASN:O	3:C:172:ASN:ND2	2.42	0.50
1:I:1036:GLN:NE2	1:I:1048:HIS:O	2.38	0.50
1:J:1036:GLN:NE2	1:J:1048:HIS:O	2.40	0.50
1:K:295:PRO:HG2	1:K:610:VAL:HG22	1.92	0.50
1:K:448:ASN:ND2	1:K:496:SER:OG	2.44	0.50
3:P:172:ASN:O	3:P:172:ASN:ND2	2.42	0.50
1:M:813:SER:OG	1:M:815:ARG:NH1	2.44	0.50
2:H:29:PHE:HE1	2:H:34:ILE:HD12	1.75	0.50
1:B:244:LEU:HB3	1:B:246:ARG:HG2	1.94	0.50
1:J:466:ARG:HH12	2:E:73:ASP:HA	1.74	0.50
3:O:206:LYS:HZ2	3:O:206:LYS:HB2	1.76	0.50
2:H:27:PHE:HZ	2:H:34:ILE:HD11	1.77	0.50
1:J:244:LEU:HB3	1:J:246:ARG:HG2	1.94	0.50
2:F:151:LEU:H	2:F:197:VAL:HG21	1.76	0.50
2:H:128:SER:OG	2:H:130:LYS:NZ	2.43	0.50
1:B:1002:GLN:OE1	1:J:1002:GLN:NE2	2.45	0.50
2:A:151:LEU:H	2:A:197:VAL:HG21	1.76	0.50
2:E:157:ASP:HA	2:E:188:LEU:HD13	1.93	0.50
3:O:122:PRO:HD3	3:O:134:LEU:HD13	1.93	0.50
2:F:47:TRP:HB2	3:P:99:PHE:HE2	1.77	0.50
1:M:398:ASP:OD2	1:M:423:TYR:OH	2.29	0.50
1:M:466:ARG:HH12	2:H:73:ASP:HA	1.75	0.50
2:H:157:ASP:HA	2:H:188:LEU:HD13	1.93	0.50
1:B:332:ILE:HD13	1:B:332:ILE:H	1.76	0.50
1:J:20:THR:OG1	1:J:21:ARG:NH1	2.45	0.50
1:J:332:ILE:HD13	1:J:332:ILE:H	1.75	0.50
1:K:84:LEU:HD22	1:K:267:VAL:HG21	1.93	0.50
1:L:332:ILE:HD13	1:L:332:ILE:H	1.77	0.50
1:M:951:VAL:O	1:M:955:ASN:ND2	2.44	0.50
1:L:746:SER:O	1:L:749:CYS:N	2.44	0.50
1:I:370:ASN:HD21	4:I:1304:NAG:H3	1.75	0.50
1:I:746:SER:O	1:I:749:CYS:N	2.45	0.50
1:J:735:SER:OG	1:J:859:THR:OG1	2.30	0.50
1:K:202:TYR:HB3	1:K:223:LEU:HB3	1.93	0.50
1:M:1031:GLU:OE1	1:M:1039:ARG:NH1	2.44	0.50
1:I:554:GLU:HA	1:I:585:LEU:HA	1.93	0.49
1:M:295:PRO:HG2	1:M:610:VAL:HG22	1.93	0.49
1:B:855:PHE:CG	1:I:589:PRO:HG2	2.47	0.49

Continued on next page...

Continued from previous page...

Atom-1	Atom-2	Interatomic distance (Å)	Clash overlap (Å)
3:Q:172:ASN:ND2	3:Q:172:ASN:O	2.42	0.49
1:M:874:THR:O	1:M:878:LEU:N	2.41	0.49
1:B:966:LEU:O	1:B:1000:ARG:NH2	2.43	0.49
1:I:442:ASP:OD2	1:I:509:ARG:NE	2.41	0.49
3:N:172:ASN:O	3:N:172:ASN:ND2	2.42	0.49
1:J:746:SER:O	1:J:749:CYS:N	2.44	0.49
2:F:157:ASP:HA	2:F:188:LEU:HD13	1.93	0.49
1:L:554:GLU:HA	1:L:585:LEU:HA	1.94	0.49
1:I:855:PHE:CG	1:J:589:PRO:HG2	2.48	0.49
1:J:84:LEU:HD22	1:J:267:VAL:HG21	1.93	0.49
1:K:874:THR:O	1:K:878:LEU:N	2.40	0.49
1:M:202:TYR:HB3	1:M:223:LEU:HB3	1.94	0.49
1:I:328:ARG:NH1	1:I:578:ASP:OD2	2.45	0.49
1:J:328:ARG:NH1	1:J:578:ASP:OD2	2.45	0.49
1:B:746:SER:O	1:B:749:CYS:N	2.44	0.49
3:C:36:GLN:O	3:C:44:VAL:N	2.41	0.49
3:C:206:LYS:HZ2	3:C:206:LYS:HB2	1.77	0.49
1:K:398:ASP:OD2	1:K:423:TYR:OH	2.28	0.49
3:P:36:GLN:O	3:P:44:VAL:N	2.41	0.49
3:P:122:PRO:HD3	3:P:134:LEU:HD13	1.95	0.49
1:L:320:VAL:HG21	1:L:591:SER:HB2	1.94	0.49
1:M:966:LEU:O	1:M:1000:ARG:NH2	2.44	0.49
1:B:874:THR:O	1:B:878:LEU:N	2.40	0.49
1:J:951:VAL:O	1:J:955:ASN:ND2	2.45	0.49
3:P:206:LYS:HB2	3:P:206:LYS:HZ2	1.77	0.49
1:L:23:GLN:HG3	1:L:25:PRO:HD3	1.94	0.49
1:M:808:ASP:OD2	1:M:810:SER:OG	2.25	0.49
1:B:1002:GLN:NE2	1:I:1002:GLN:OE1	2.46	0.49
1:M:552:LEU:HD22	1:M:585:LEU:HD23	1.94	0.49
1:M:746:SER:O	1:M:749:CYS:N	2.44	0.49
1:K:319:ARG:HB3	1:K:321:GLN:HE22	1.78	0.49
1:K:855:PHE:CG	1:L:589:PRO:HG2	2.48	0.49
1:M:1036:GLN:NE2	1:M:1048:HIS:O	2.41	0.49
3:R:172:ASN:O	3:R:172:ASN:ND2	2.42	0.49
3:C:60:ARG:NH2	3:C:81:ASP:OD2	2.45	0.49
1:I:23:GLN:HG3	1:I:25:PRO:HD3	1.94	0.49
1:I:202:TYR:HB3	1:I:223:LEU:HB3	1.93	0.49
2:D:29:PHE:HE1	2:D:34:ILE:HD12	1.77	0.49
1:K:551:VAL:HB	1:K:588:THR:HG23	1.95	0.49
1:K:554:GLU:HA	1:K:585:LEU:HA	1.95	0.49
1:K:726:ILE:HD12	1:K:1061:VAL:HG22	1.95	0.49

Continued on next page...

Continued from previous page...

Atom-1	Atom-2	Interatomic distance (Å)	Clash overlap (Å)
1:M:880:GLY:O	1:M:884:SER:OG	2.24	0.49
1:B:589:PRO:HG2	1:J:855:PHE:CG	2.48	0.48
1:J:295:PRO:HG2	1:J:610:VAL:HG22	1.94	0.48
2:F:27:PHE:HZ	2:F:34:ILE:HD11	1.78	0.48
1:M:20:THR:OG1	1:M:21:ARG:NH1	2.46	0.48
1:B:197:GLY:HA3	1:I:521:PRO:HG3	1.94	0.48
1:I:39:PRO:HG3	1:I:51:THR:HG21	1.95	0.48
2:E:27:PHE:HZ	2:E:34:ILE:HD11	1.78	0.48
3:O:172:ASN:O	3:O:172:ASN:ND2	2.42	0.48
1:K:112:SER:HB3	1:K:134:GLN:HB2	1.95	0.48
1:K:966:LEU:O	1:K:1000:ARG:NH2	2.44	0.48
3:P:18:ALA:HB3	3:P:74:ILE:HD11	1.95	0.48
1:L:84:LEU:HD22	1:L:267:VAL:HG21	1.94	0.48
1:L:202:TYR:HB3	1:L:223:LEU:HB3	1.93	0.48
2:A:157:ASP:HA	2:A:188:LEU:HD13	1.94	0.48
1:J:551:VAL:HB	1:J:588:THR:HG23	1.95	0.48
3:O:31:SER:OG	3:O:49:ASP:OD1	2.28	0.48
1:L:197:GLY:HA3	1:M:521:PRO:HG3	1.94	0.48
1:L:442:ASP:OD2	1:L:509:ARG:NE	2.40	0.48
1:L:855:PHE:CG	1:M:589:PRO:HG2	2.49	0.48
1:B:726:ILE:HD12	1:B:1061:VAL:HG22	1.96	0.48
3:C:18:ALA:HB3	3:C:74:ILE:HD11	1.95	0.48
1:I:244:LEU:HD23	1:I:246:ARG:HE	1.79	0.48
1:J:412:PRO:HB3	1:J:427:ASP:HA	1.94	0.48
1:K:746:SER:O	1:K:749:CYS:N	2.45	0.48
3:P:116:SER:O	3:P:139:SER:N	2.40	0.48
1:L:1036:GLN:NE2	1:L:1048:HIS:O	2.40	0.48
1:M:244:LEU:HB3	1:M:246:ARG:HG2	1.96	0.48
1:B:112:SER:HB3	1:B:134:GLN:HB2	1.96	0.48
3:N:122:PRO:HD3	3:N:134:LEU:HD13	1.96	0.48
1:K:1002:GLN:NE2	1:L:1002:GLN:OE1	2.47	0.48
3:R:122:PRO:HD3	3:R:134:LEU:HD13	1.96	0.48
1:I:410:ILE:HD13	1:I:419:ALA:HB2	1.94	0.48
1:I:736:VAL:HG11	1:I:1004:LEU:HD11	1.95	0.48
1:J:736:VAL:HG11	1:J:1004:LEU:HD11	1.96	0.48
1:K:328:ARG:NH1	1:K:578:ASP:OD2	2.47	0.48
1:K:442:ASP:OD2	1:K:509:ARG:NE	2.40	0.48
1:K:735:SER:OG	1:K:859:THR:OG1	2.32	0.48
1:I:20:THR:OG1	1:I:21:ARG:NH1	2.46	0.48
3:N:18:ALA:HB3	3:N:74:ILE:HD11	1.96	0.48
1:J:370:ASN:HD21	4:J:1303:NAG:H3	1.79	0.48

Continued on next page...

Continued from previous page...

Atom-1	Atom-2	Interatomic distance (Å)	Clash overlap (Å)
1:L:410:ILE:HD13	1:L:419:ALA:HB2	1.96	0.48
1:M:551:VAL:HB	1:M:588:THR:HG23	1.96	0.48
3:C:27:ILE:HD11	3:C:32:VAL:HG22	1.96	0.48
1:J:23:GLN:HG3	1:J:25:PRO:HD3	1.96	0.48
1:M:112:SER:HB3	1:M:134:GLN:HB2	1.94	0.48
3:R:27:ILE:HD11	3:R:32:VAL:HG22	1.95	0.48
1:B:554:GLU:HA	1:B:585:LEU:HA	1.96	0.48
1:J:410:ILE:HD13	1:J:419:ALA:HB2	1.95	0.48
2:G:29:PHE:HE1	2:G:34:ILE:HD12	1.78	0.48
1:M:328:ARG:NH1	1:M:578:ASP:OD2	2.47	0.48
1:K:39:PRO:HG3	1:K:51:THR:HG21	1.96	0.47
1:I:112:SER:HB3	1:I:134:GLN:HB2	1.96	0.47
1:I:880:GLY:O	1:I:884:SER:OG	2.24	0.47
1:K:589:PRO:HG2	1:M:855:PHE:CG	2.49	0.47
3:P:60:ARG:NH2	3:P:81:ASP:OD2	2.47	0.47
1:L:551:VAL:HB	1:L:588:THR:HG23	1.96	0.47
1:L:552:LEU:HD22	1:L:585:LEU:HD23	1.95	0.47
1:K:371:LEU:HD11	4:K:1304:NAG:HN2	1.78	0.47
1:K:1031:GLU:OE1	1:K:1039:ARG:NH1	2.45	0.47
1:L:880:GLY:O	1:L:884:SER:OG	2.24	0.47
1:B:319:ARG:HH21	1:J:740:MET:HB2	1.80	0.47
1:I:726:ILE:HD12	1:I:1061:VAL:HG22	1.96	0.47
2:A:161:GLU:N	2:A:162:PRO:HD3	2.30	0.47
3:N:206:LYS:HB2	3:N:206:LYS:HZ2	1.80	0.47
1:J:552:LEU:HD22	1:J:585:LEU:HD23	1.95	0.47
1:K:23:GLN:HG3	1:K:25:PRO:HD3	1.96	0.47
1:K:246:ARG:HH12	1:K:260:ALA:HB2	1.80	0.47
2:F:161:GLU:N	2:F:162:PRO:HD3	2.30	0.47
1:M:84:LEU:HD22	1:M:267:VAL:HG21	1.96	0.47
1:M:442:ASP:OD2	1:M:509:ARG:NE	2.40	0.47
1:I:84:LEU:HD22	1:I:267:VAL:HG21	1.95	0.47
1:I:115:GLN:HE21	1:I:130:VAL:HG22	1.80	0.47
2:E:161:GLU:N	2:E:162:PRO:HD3	2.29	0.47
3:O:36:GLN:O	3:O:44:VAL:N	2.42	0.47
1:L:30:ASN:HB2	4:L:1301:NAG:H83	1.96	0.47
3:Q:116:SER:O	3:Q:139:SER:N	2.40	0.47
2:H:166:SER:HB3	2:H:210:ASN:HB2	1.94	0.47
3:R:206:LYS:HB2	3:R:206:LYS:HZ2	1.79	0.47
1:B:410:ILE:HD13	1:B:419:ALA:HB2	1.95	0.47
1:B:735:SER:OG	1:B:859:THR:OG1	2.33	0.47
3:O:60:ARG:NH2	3:O:81:ASP:OD2	2.48	0.47

Continued on next page...

Continued from previous page...

Atom-1	Atom-2	Interatomic distance (Å)	Clash overlap (Å)
1:K:642:VAL:HG13	1:K:651:ILE:HG12	1.96	0.47
3:P:27:ILE:HD11	3:P:32:VAL:HG22	1.97	0.47
1:L:246:ARG:HH12	1:L:260:ALA:HB2	1.80	0.47
1:L:661:GLU:O	1:L:695:TYR:OH	2.33	0.47
3:Q:18:ALA:HB3	3:Q:74:ILE:HD11	1.96	0.47
2:H:161:GLU:N	2:H:162:PRO:HD3	2.29	0.47
3:R:31:SER:OG	3:R:49:ASP:OD1	2.29	0.47
2:D:27:PHE:HZ	2:D:34:ILE:HD11	1.80	0.47
1:J:881:THR:HG22	1:J:901:GLN:NE2	2.30	0.47
1:K:410:ILE:HD13	1:K:419:ALA:HB2	1.95	0.47
1:L:112:SER:HB3	1:L:134:GLN:HB2	1.97	0.47
1:M:193:LYS:HE2	1:M:202:TYR:HE2	1.79	0.47
1:M:410:ILE:HD13	1:M:419:ALA:HB2	1.96	0.47
1:K:197:GLY:HA3	1:L:521:PRO:HG3	1.96	0.47
1:K:244:LEU:HB3	1:K:246:ARG:HG2	1.97	0.47
1:K:736:VAL:HG11	1:K:1004:LEU:HD11	1.96	0.47
1:L:99:ASN:OD1	1:L:102:ARG:NH2	2.48	0.47
1:L:736:VAL:HG11	1:L:1004:LEU:HD11	1.96	0.47
1:L:881:THR:HG22	1:L:901:GLN:NE2	2.30	0.47
1:M:736:VAL:HG11	1:M:1004:LEU:HD11	1.97	0.47
1:B:412:PRO:HB3	1:B:427:ASP:HA	1.96	0.47
2:A:27:PHE:HZ	2:A:34:ILE:HD11	1.79	0.47
1:I:666:ILE:HD11	1:I:672:ALA:HB2	1.98	0.47
2:D:161:GLU:N	2:D:162:PRO:HD3	2.29	0.47
1:J:971:GLY:HA2	1:J:995:ARG:HE	1.80	0.47
3:O:116:SER:O	3:O:139:SER:N	2.41	0.47
1:M:246:ARG:HH12	1:M:260:ALA:HB2	1.80	0.47
1:I:65:PHE:HE2	1:I:84:LEU:HD21	1.80	0.46
1:I:661:GLU:O	1:I:695:TYR:OH	2.32	0.46
1:J:193:LYS:HE2	1:J:202:TYR:HE2	1.79	0.46
2:E:128:SER:OG	2:E:130:LYS:NZ	2.46	0.46
1:K:881:THR:HG22	1:K:901:GLN:NE2	2.30	0.46
1:M:332:ILE:HD13	1:M:332:ILE:H	1.80	0.46
3:R:18:ALA:HB3	3:R:74:ILE:HD11	1.97	0.46
1:B:23:GLN:HG3	1:B:25:PRO:HD3	1.96	0.46
1:B:39:PRO:HG3	1:B:51:THR:HG21	1.97	0.46
3:O:27:ILE:HD11	3:O:32:VAL:HG22	1.96	0.46
1:L:244:LEU:HB3	1:L:246:ARG:HG2	1.96	0.46
2:G:161:GLU:N	2:G:162:PRO:HD3	2.29	0.46
1:M:23:GLN:HG3	1:M:25:PRO:HD3	1.97	0.46
3:O:33:HIS:NE2	3:O:49:ASP:OD1	2.48	0.46

Continued on next page...

Continued from previous page...

Atom-1	Atom-2	Interatomic distance (Å)	Clash overlap (Å)
1:M:875:SER:HA	1:M:878:LEU:HB2	1.97	0.46
1:B:246:ARG:HH12	1:B:260:ALA:HB2	1.81	0.46
1:I:412:PRO:HB3	1:I:427:ASP:HA	1.97	0.46
1:L:370:ASN:HD21	4:L:1305:NAG:C3	2.28	0.46
1:L:528:LYS:HA	1:L:528:LYS:HD3	1.58	0.46
1:I:246:ARG:HH12	1:I:260:ALA:HB2	1.81	0.46
2:E:60:TYR:HB3	2:E:64:VAL:HG23	1.97	0.46
1:L:726:ILE:HD12	1:L:1061:VAL:HG22	1.97	0.46
3:Q:122:PRO:HD3	3:Q:134:LEU:HD13	1.98	0.46
1:B:65:PHE:HE2	1:B:84:LEU:HD21	1.81	0.46
2:A:60:TYR:HB3	2:A:64:VAL:HG23	1.97	0.46
1:I:528:LYS:HD3	1:I:528:LYS:HA	1.58	0.46
1:I:551:VAL:HB	1:I:588:THR:HG23	1.97	0.46
1:J:39:PRO:HG3	1:J:51:THR:HG21	1.97	0.46
1:J:731:MET:HG3	1:J:955:ASN:HD21	1.81	0.46
3:O:18:ALA:HB3	3:O:74:ILE:HD11	1.97	0.46
1:B:521:PRO:HG3	1:J:197:GLY:HA3	1.98	0.46
1:B:881:THR:HG22	1:B:901:GLN:NE2	2.31	0.46
1:I:197:GLY:HA3	1:J:521:PRO:HG3	1.97	0.46
1:J:246:ARG:HH12	1:J:260:ALA:HB2	1.81	0.46
1:L:740:MET:HB2	1:M:319:ARG:HH21	1.81	0.46
1:M:39:PRO:HG3	1:M:51:THR:HG21	1.98	0.46
1:M:731:MET:HG3	1:M:955:ASN:HD21	1.81	0.46
1:K:412:PRO:HB3	1:K:427:ASP:HA	1.97	0.46
1:L:119:ILE:HG12	1:L:128:ILE:HG22	1.98	0.46
1:I:99:ASN:OD1	1:I:102:ARG:NH2	2.49	0.46
1:I:352:ALA:HA	1:I:466:ARG:HD2	1.98	0.46
1:I:881:THR:HG22	1:I:901:GLN:NE2	2.31	0.46
1:K:521:PRO:HG3	1:M:197:GLY:HA3	1.98	0.46
2:G:113:PHE:N	3:Q:35:TYR:OH	2.44	0.46
1:B:661:GLU:O	1:B:695:TYR:OH	2.32	0.46
1:I:357:ARG:HG3	1:I:396:TYR:HE1	1.81	0.46
1:I:552:LEU:HD22	1:I:585:LEU:HD23	1.97	0.46
1:B:895:GLN:HG2	1:I:713:ALA:HB2	1.98	0.45
3:N:116:SER:O	3:N:139:SER:N	2.41	0.45
1:J:112:SER:HB3	1:J:134:GLN:HB2	1.97	0.45
1:J:661:GLU:O	1:J:695:TYR:OH	2.27	0.45
1:K:895:GLN:HG2	1:L:713:ALA:HB2	1.98	0.45
1:M:971:GLY:HA2	1:M:995:ARG:HE	1.81	0.45
1:I:875:SER:HA	1:I:878:LEU:HB2	1.97	0.45
3:N:27:ILE:HD11	3:N:32:VAL:HG22	1.97	0.45

Continued on next page...

Continued from previous page...

Atom-1	Atom-2	Interatomic distance (Å)	Clash overlap (Å)
1:J:442:ASP:OD2	1:J:509:ARG:NE	2.40	0.45
1:L:1031:GLU:OE1	1:L:1039:ARG:NH1	2.49	0.45
3:Q:206:LYS:HZ2	3:Q:206:LYS:HB2	1.82	0.45
2:D:60:TYR:HB3	2:D:64:VAL:HG23	1.97	0.45
2:D:113:PHE:H	3:N:35:TYR:HH	1.61	0.45
1:J:875:SER:HA	1:J:878:LEU:HB2	1.97	0.45
1:K:875:SER:HA	1:K:878:LEU:HB2	1.98	0.45
1:L:357:ARG:HG3	1:L:396:TYR:HE1	1.82	0.45
1:K:880:GLY:O	1:K:884:SER:OG	2.25	0.45
1:M:320:VAL:HG21	1:M:591:SER:HB2	1.96	0.45
1:M:352:ALA:HA	1:M:466:ARG:HD2	1.99	0.45
2:H:38:ARG:NH1	2:H:46:GLU:OE1	2.49	0.45
1:B:736:VAL:HG11	1:B:1004:LEU:HD11	1.98	0.45
1:B:875:SER:HA	1:B:878:LEU:HB2	1.98	0.45
2:D:99:HIS:CE1	2:D:112:TYR:H	2.35	0.45
2:F:38:ARG:NH1	2:F:46:GLU:OE1	2.50	0.45
2:G:128:SER:OG	2:G:130:LYS:NZ	2.46	0.45
1:B:642:VAL:HG13	1:B:651:ILE:HG12	1.98	0.45
1:K:713:ALA:HB2	1:M:895:GLN:HG2	1.97	0.45
1:M:412:PRO:HB3	1:M:427:ASP:HA	1.98	0.45
1:B:328:ARG:NH1	1:B:578:ASP:OD2	2.50	0.45
2:G:113:PHE:H	3:Q:35:TYR:HH	1.62	0.45
3:R:33:HIS:NE2	3:R:49:ASP:OD1	2.50	0.45
1:I:895:GLN:HG2	1:J:713:ALA:HB2	1.98	0.45
1:K:352:ALA:HA	1:K:466:ARG:HD2	1.98	0.45
2:F:60:TYR:HB3	2:F:64:VAL:HG23	1.98	0.45
3:Q:27:ILE:HD11	3:Q:32:VAL:HG22	1.98	0.45
1:B:457:ARG:HG2	1:B:458:LYS:H	1.82	0.45
2:D:113:PHE:N	3:N:35:TYR:OH	2.43	0.45
1:J:352:ALA:HA	1:J:466:ARG:HD2	1.99	0.45
1:J:1100:THR:HB	1:J:1101:HIS:H	1.62	0.45
2:F:99:HIS:CE1	2:F:112:TYR:H	2.34	0.45
2:G:1:GLU:HB3	2:G:2:VAL:H	1.63	0.45
2:A:99:HIS:CE1	2:A:112:TYR:H	2.34	0.45
2:D:128:SER:OG	2:D:130:LYS:NZ	2.46	0.45
1:J:65:PHE:HE2	1:J:84:LEU:HD21	1.82	0.45
1:J:478:LYS:HD2	1:J:487:ASN:HB2	1.98	0.45
1:J:1031:GLU:OE1	1:J:1039:ARG:NH1	2.46	0.45
1:L:115:GLN:HE21	1:L:130:VAL:HG22	1.82	0.45
1:L:895:GLN:HG2	1:M:713:ALA:HB2	1.98	0.45
1:L:1086:LYS:HA	1:L:1125:ASN:HA	1.98	0.45

Continued on next page...

Continued from previous page...

Atom-1	Atom-2	Interatomic distance (Å)	Clash overlap (Å)
2:G:60:TYR:HB3	2:G:64:VAL:HG23	1.98	0.45
1:M:115:GLN:HE21	1:M:130:VAL:HG22	1.82	0.45
1:M:478:LYS:HD2	1:M:487:ASN:HB2	1.99	0.45
1:M:881:THR:HG22	1:M:901:GLN:NE2	2.31	0.45
1:B:352:ALA:HA	1:B:466:ARG:HD2	1.99	0.44
1:B:731:MET:HG3	1:B:955:ASN:HD21	1.82	0.44
1:L:478:LYS:HD2	1:L:487:ASN:HB2	2.00	0.44
1:B:83:VAL:HB	1:B:237:ARG:HD3	1.98	0.44
1:I:566:GLY:N	1:I:575:ALA:O	2.50	0.44
1:J:402:ILE:HD11	1:J:406:GLU:HB2	2.00	0.44
1:K:731:MET:HG3	1:K:955:ASN:HD21	1.82	0.44
1:B:402:ILE:HD11	1:B:406:GLU:HB2	1.99	0.44
1:B:808:ASP:OD2	1:B:810:SER:OG	2.26	0.44
1:K:457:ARG:HG2	1:K:458:LYS:H	1.83	0.44
1:L:412:PRO:HB3	1:L:427:ASP:HA	1.99	0.44
3:Q:33:HIS:HB2	3:Q:88:GLN:HE21	1.82	0.44
1:B:880:GLY:O	1:B:884:SER:OG	2.25	0.44
1:I:971:GLY:HA2	1:I:995:ARG:HE	1.81	0.44
1:I:478:LYS:HD2	1:I:487:ASN:HB2	2.00	0.44
1:K:189:GLU:HG2	1:K:223:LEU:HD11	2.00	0.44
1:K:558:LYS:HE3	1:M:282:ASN:HA	1.99	0.44
1:M:196:ASP:OD1	1:M:196:ASP:N	2.51	0.44
1:B:310:LYS:HG3	1:B:600:PRO:HA	2.00	0.44
1:B:540:ASN:HD22	1:B:549:THR:HG22	1.83	0.44
1:B:713:ALA:HB2	1:J:895:GLN:HG2	1.98	0.44
3:N:33:HIS:HB2	3:N:88:GLN:HE21	1.83	0.44
2:E:113:PHE:H	3:O:35:TYR:HH	1.61	0.44
1:K:909:ILE:O	1:K:1108:ASN:ND2	2.51	0.44
1:K:65:PHE:HE2	1:K:84:LEU:HD21	1.82	0.44
1:K:808:ASP:OD2	1:K:810:SER:OG	2.25	0.44
1:L:352:ALA:HA	1:L:466:ARG:HD2	2.00	0.44
1:L:875:SER:HA	1:L:878:LEU:HB2	1.98	0.44
3:Q:36:GLN:O	3:Q:44:VAL:N	2.41	0.44
1:M:125:ASN:HD21	4:M:1302:NAG:C5	2.31	0.44
3:R:60:ARG:NH2	3:R:81:ASP:OD2	2.51	0.44
1:B:196:ASP:OD1	1:B:196:ASP:N	2.51	0.44
3:C:37:GLN:HA	3:C:43:PRO:HA	2.00	0.44
1:I:132:GLU:HB3	1:I:164:ASN:HB3	2.00	0.44
1:I:1083:HIS:CD2	1:I:1137:VAL:HG22	2.53	0.44
1:J:196:ASP:OD1	1:J:196:ASP:N	2.51	0.44
1:J:319:ARG:HB3	1:J:321:GLN:HE22	1.83	0.44

Continued on next page...

Continued from previous page...

Atom-1	Atom-2	Interatomic distance (Å)	Clash overlap (Å)
1:L:65:PHE:HE2	1:L:84:LEU:HD21	1.83	0.44
1:M:357:ARG:HG3	1:M:396:TYR:HE1	1.83	0.44
2:H:60:TYR:HB3	2:H:64:VAL:HG23	1.99	0.44
1:I:196:ASP:OD1	1:I:196:ASP:N	2.51	0.43
3:P:37:GLN:HA	3:P:43:PRO:HA	2.00	0.43
1:L:296:LEU:HB2	1:L:608:VAL:HG11	2.00	0.43
3:Q:33:HIS:NE2	3:Q:49:ASP:OD1	2.51	0.43
1:M:1083:HIS:CD2	1:M:1137:VAL:HG22	2.53	0.43
2:A:128:SER:OG	2:A:130:LYS:NZ	2.45	0.43
1:I:119:ILE:HG12	1:I:128:ILE:HG22	2.01	0.43
1:J:457:ARG:HG2	1:J:458:LYS:H	1.83	0.43
2:E:39:GLN:HB2	2:E:45:LEU:HG	1.99	0.43
2:E:99:HIS:CE1	2:E:112:TYR:H	2.36	0.43
1:M:726:ILE:HD12	1:M:1061:VAL:HG22	2.00	0.43
3:R:132:ALA:HB2	3:R:185:GLU:HG3	2.00	0.43
1:B:296:LEU:HB2	1:B:608:VAL:HG11	1.99	0.43
2:D:35:HIS:ND1	2:D:50:GLY:HA3	2.34	0.43
2:E:38:ARG:NH1	2:E:46:GLU:OE1	2.51	0.43
1:K:83:VAL:HB	1:K:237:ARG:HD3	2.00	0.43
1:K:357:ARG:HG3	1:K:396:TYR:HE1	1.83	0.43
1:K:450:ASN:O	2:F:57:THR:OG1	2.31	0.43
1:K:642:VAL:HG22	1:K:651:ILE:HG23	2.00	0.43
1:K:740:MET:HB2	1:L:319:ARG:HH21	1.82	0.43
3:P:33:HIS:HB2	3:P:88:GLN:HE21	1.82	0.43
2:H:113:PHE:H	3:R:35:TYR:HH	1.62	0.43
1:B:566:GLY:N	1:B:575:ALA:O	2.49	0.43
3:N:36:GLN:O	3:N:44:VAL:N	2.41	0.43
2:F:39:GLN:HB2	2:F:45:LEU:HG	2.00	0.43
1:J:1083:HIS:CD2	1:J:1137:VAL:HG22	2.54	0.43
2:F:166:SER:HB3	2:F:210:ASN:HB2	2.00	0.43
1:L:39:PRO:HG3	1:L:51:THR:HG21	2.00	0.43
1:L:971:GLY:HA2	1:L:995:ARG:HE	1.82	0.43
2:G:35:HIS:ND1	2:G:50:GLY:HA3	2.34	0.43
1:M:83:VAL:HB	1:M:237:ARG:HD3	2.00	0.43
1:M:661:GLU:O	1:M:695:TYR:OH	2.31	0.43
1:J:83:VAL:HB	1:J:237:ARG:HD3	1.99	0.43
1:J:296:LEU:HB2	1:J:608:VAL:HG11	2.00	0.43
1:J:726:ILE:HD12	1:J:1061:VAL:HG22	2.00	0.43
2:G:99:HIS:CE1	2:G:112:TYR:H	2.37	0.43
1:B:189:GLU:HG2	1:B:223:LEU:HD11	2.01	0.43
1:B:1083:HIS:CD2	1:B:1137:VAL:HG22	2.53	0.43

Continued on next page...

Continued from previous page...

Atom-1	Atom-2	Interatomic distance (Å)	Clash overlap (Å)
2:A:214:LYS:HB2	2:A:215:PRO:HD3	2.01	0.43
1:I:244:LEU:HB3	1:I:246:ARG:HG2	1.99	0.43
1:I:1031:GLU:OE1	1:I:1039:ARG:NH1	2.51	0.43
2:D:1:GLU:HB3	2:D:2:VAL:H	1.64	0.43
1:K:52:GLN:NE2	1:K:273:ARG:O	2.52	0.43
1:L:196:ASP:OD1	1:L:196:ASP:N	2.51	0.43
1:M:457:ARG:HG2	1:M:458:LYS:H	1.83	0.43
1:B:478:LYS:HD2	1:B:487:ASN:HB2	2.00	0.43
1:B:971:GLY:HA2	1:B:995:ARG:HE	1.84	0.43
2:A:38:ARG:NH1	2:A:46:GLU:OE1	2.52	0.43
1:I:400:PHE:CD1	1:I:400:PHE:N	2.87	0.43
1:J:400:PHE:CD1	1:J:400:PHE:N	2.87	0.43
1:J:528:LYS:HA	1:J:528:LYS:HD3	1.57	0.43
1:L:400:PHE:CD1	1:L:400:PHE:N	2.87	0.43
3:O:37:GLN:HA	3:O:43:PRO:HA	2.00	0.43
1:K:119:ILE:HG12	1:K:128:ILE:HG22	2.00	0.43
2:G:38:ARG:NH1	2:G:46:GLU:OE1	2.52	0.43
1:M:99:ASN:OD1	1:M:102:ARG:NH2	2.47	0.43
3:C:33:HIS:HB2	3:C:88:GLN:HE21	1.82	0.43
1:I:457:ARG:HG2	1:I:458:LYS:H	1.83	0.43
1:I:642:VAL:HG13	1:I:651:ILE:HG12	2.01	0.43
1:L:642:VAL:HG13	1:L:651:ILE:HG12	2.01	0.43
1:L:731:MET:HG3	1:L:955:ASN:HD21	1.84	0.43
3:Q:37:GLN:HA	3:Q:43:PRO:HA	2.00	0.43
3:Q:132:ALA:HB2	3:Q:185:GLU:HG3	2.00	0.43
1:M:909:ILE:HG13	1:M:911:VAL:HG23	2.01	0.43
2:H:99:HIS:CE1	2:H:112:TYR:H	2.36	0.43
3:C:110:GLN:HB2	3:C:142:TYR:CZ	2.54	0.42
1:I:402:ILE:HD11	1:I:406:GLU:HB2	2.01	0.42
1:J:119:ILE:HG12	1:J:128:ILE:HG22	2.01	0.42
1:K:347:PHE:C	2:F:56:GLY:HA2	2.44	0.42
1:L:1083:HIS:CD2	1:L:1137:VAL:HG22	2.54	0.42
3:Q:110:GLN:HB2	3:Q:142:TYR:CZ	2.54	0.42
2:A:35:HIS:ND1	2:A:50:GLY:HA3	2.34	0.42
2:E:113:PHE:N	3:O:35:TYR:OH	2.44	0.42
1:K:310:LYS:HG3	1:K:600:PRO:HA	2.01	0.42
1:M:189:GLU:HG2	1:M:223:LEU:HD11	2.00	0.42
2:H:39:GLN:HB2	2:H:45:LEU:HG	2.00	0.42
1:I:67:VAL:HB	1:I:263:ALA:HB3	2.01	0.42
1:K:140:PHE:HB2	1:K:244:LEU:HD11	2.02	0.42
1:K:233:ILE:HG23	1:K:235:ILE:HG23	2.02	0.42

Continued on next page...

Continued from previous page...

Atom-1	Atom-2	Interatomic distance (Å)	Clash overlap (Å)
2:F:214:LYS:HB2	2:F:215:PRO:HD3	2.01	0.42
1:L:457:ARG:HG2	1:L:458:LYS:H	1.83	0.42
2:G:39:GLN:HB2	2:G:45:LEU:HG	2.00	0.42
3:Q:119:LEU:HD11	3:Q:195:CYS:HB3	2.01	0.42
1:M:296:LEU:HB2	1:M:608:VAL:HG11	2.01	0.42
1:B:347:PHE:C	2:A:56:GLY:HA2	2.44	0.42
2:A:39:GLN:HB2	2:A:45:LEU:HG	2.01	0.42
2:D:139:PRO:HB3	2:D:151:LEU:HB3	2.01	0.42
3:N:33:HIS:NE2	3:N:49:ASP:OD1	2.53	0.42
1:J:909:ILE:HG13	1:J:911:VAL:HG23	2.01	0.42
1:K:478:LYS:HD2	1:K:487:ASN:HB2	2.00	0.42
1:K:528:LYS:HD3	1:K:528:LYS:HA	1.58	0.42
1:L:132:GLU:HB3	1:L:164:ASN:HB3	2.01	0.42
1:M:65:PHE:HE2	1:M:84:LEU:HD21	1.83	0.42
1:M:536:ASN:HB3	1:M:537:LYS:HD3	2.01	0.42
1:M:666:ILE:HD11	1:M:672:ALA:HB2	2.01	0.42
2:H:1:GLU:HB3	2:H:2:VAL:H	1.64	0.42
1:B:450:ASN:O	2:A:57:THR:OG1	2.34	0.42
1:J:91:TYR:CE2	1:J:93:ALA:HB2	2.55	0.42
1:K:1083:HIS:CD2	1:K:1137:VAL:HG22	2.54	0.42
1:L:470:THR:HG22	2:G:19:ARG:HH21	1.84	0.42
2:H:113:PHE:N	3:R:35:TYR:OH	2.45	0.42
1:B:528:LYS:HD3	1:B:528:LYS:HA	1.57	0.42
1:I:296:LEU:HB2	1:I:608:VAL:HG11	2.01	0.42
1:I:731:MET:HG3	1:I:955:ASN:HD21	1.84	0.42
2:D:39:GLN:HB2	2:D:45:LEU:HG	2.01	0.42
2:D:214:LYS:HB2	2:D:215:PRO:HD3	2.00	0.42
3:N:110:GLN:HB2	3:N:142:TYR:CZ	2.54	0.42
3:O:110:GLN:HB2	3:O:142:TYR:CZ	2.54	0.42
1:K:909:ILE:HG13	1:K:911:VAL:HG23	2.01	0.42
2:F:51:ILE:HG13	2:F:70:ILE:HD13	2.01	0.42
2:G:214:LYS:HB2	2:G:215:PRO:HD3	2.00	0.42
1:M:140:PHE:HZ	1:M:158:ARG:HH21	1.68	0.42
1:M:204:LYS:NZ	1:M:222:ALA:O	2.44	0.42
1:M:528:LYS:HA	1:M:528:LYS:HD3	1.57	0.42
2:E:35:HIS:ND1	2:E:50:GLY:HA3	2.35	0.42
2:F:35:HIS:ND1	2:F:50:GLY:HA3	2.34	0.42
3:P:132:ALA:HB2	3:P:185:GLU:HG3	2.00	0.42
1:L:402:ILE:HD11	1:L:406:GLU:HB2	2.02	0.42
1:M:535:LYS:HZ3	1:M:552:LEU:HB3	1.85	0.42
1:B:349:SER:OG	1:B:350:VAL:N	2.53	0.42

Continued on next page...

Continued from previous page...

Atom-1	Atom-2	Interatomic distance (Å)	Clash overlap (Å)
1:J:140:PHE:HZ	1:J:158:ARG:HH21	1.68	0.42
1:K:971:GLY:HA2	1:K:995:ARG:HE	1.85	0.42
1:L:91:TYR:CE2	1:L:93:ALA:HB2	2.54	0.42
1:M:91:TYR:CE2	1:M:93:ALA:HB2	2.55	0.42
1:B:1097:SER:HB2	1:B:1102:TRP:CE3	2.55	0.42
1:I:825:LYS:HD2	1:I:945:LEU:HD23	2.02	0.42
1:J:189:GLU:HG2	1:J:223:LEU:HD11	2.01	0.42
1:J:880:GLY:O	1:J:884:SER:OG	2.25	0.42
2:E:1:GLU:HB3	2:E:2:VAL:H	1.64	0.42
2:E:139:PRO:HD2	2:E:226:PRO:HA	2.02	0.42
3:O:115:PRO:HB3	3:O:141:PHE:HB3	2.01	0.42
1:K:196:ASP:OD1	1:K:196:ASP:N	2.51	0.42
1:K:566:GLY:N	1:K:575:ALA:O	2.51	0.42
1:M:566:GLY:N	1:M:575:ALA:O	2.48	0.42
1:B:357:ARG:HG3	1:B:396:TYR:HE1	1.85	0.42
1:B:909:ILE:O	1:B:1108:ASN:ND2	2.53	0.42
1:J:99:ASN:OD1	1:J:102:ARG:NH2	2.49	0.42
1:J:349:SER:OG	1:J:350:VAL:N	2.53	0.42
1:J:473:TYR:HB2	1:J:491:PRO:HD3	2.02	0.42
1:K:1097:SER:HB2	1:K:1102:TRP:CE3	2.55	0.42
3:P:2:TYR:OH	3:P:25:ASN:N	2.49	0.42
1:L:83:VAL:HB	1:L:237:ARG:HD3	2.02	0.42
2:G:139:PRO:HB3	2:G:151:LEU:HB3	2.02	0.42
3:Q:128:GLN:H	3:Q:128:GLN:NE2	2.18	0.42
1:M:316:SER:OG	1:M:317:ASN:N	2.52	0.42
1:B:338:PHE:HA	1:B:341:VAL:HG22	2.02	0.41
2:A:51:ILE:HG13	2:A:70:ILE:HD13	2.01	0.41
1:I:349:SER:OG	1:I:350:VAL:N	2.53	0.41
2:D:38:ARG:NH1	2:D:46:GLU:OE1	2.53	0.41
1:J:80:ASP:OD1	1:J:80:ASP:N	2.53	0.41
1:J:204:LYS:NZ	1:J:222:ALA:O	2.44	0.41
3:O:183:THR:C	3:O:185:GLU:H	2.28	0.41
1:K:91:TYR:CE2	1:K:93:ALA:HB2	2.55	0.41
1:K:349:SER:OG	1:K:350:VAL:N	2.53	0.41
1:K:400:PHE:CD1	1:K:400:PHE:N	2.87	0.41
1:K:402:ILE:HD11	1:K:406:GLU:HB2	2.01	0.41
1:L:67:VAL:HB	1:L:263:ALA:HB3	2.02	0.41
2:H:139:PRO:HB3	2:H:151:LEU:HB3	2.01	0.41
3:R:115:PRO:HB3	3:R:141:PHE:HB3	2.03	0.41
3:R:183:THR:C	3:R:185:GLU:H	2.28	0.41
1:B:400:PHE:CD1	1:B:400:PHE:N	2.87	0.41

Continued on next page...

Continued from previous page...

Atom-1	Atom-2	Interatomic distance (Å)	Clash overlap (Å)
1:B:1125:ASN:OD1	1:B:1125:ASN:N	2.54	0.41
1:J:808:ASP:OD2	1:J:810:SER:OG	2.26	0.41
3:P:128:GLN:H	3:P:128:GLN:NE2	2.18	0.41
1:L:233:ILE:HG23	1:L:235:ILE:HG23	2.02	0.41
1:L:536:ASN:HB3	1:L:537:LYS:HD3	2.02	0.41
1:M:80:ASP:OD1	1:M:80:ASP:N	2.54	0.41
1:M:119:ILE:HG12	1:M:128:ILE:HG22	2.02	0.41
1:M:233:ILE:HG23	1:M:235:ILE:HG23	2.02	0.41
1:B:558:LYS:HE2	1:B:558:LYS:H	1.85	0.41
3:C:33:HIS:NE2	3:C:49:ASP:OD1	2.53	0.41
3:C:128:GLN:H	3:C:128:GLN:NE2	2.19	0.41
3:C:183:THR:C	3:C:185:GLU:H	2.28	0.41
1:I:536:ASN:HB3	1:I:537:LYS:HD3	2.02	0.41
2:E:214:LYS:HB2	2:E:215:PRO:HD3	2.00	0.41
2:H:139:PRO:HD2	2:H:226:PRO:HA	2.03	0.41
3:R:110:GLN:HB2	3:R:142:TYR:CZ	2.55	0.41
1:B:80:ASP:N	1:B:80:ASP:OD1	2.52	0.41
1:B:91:TYR:CE2	1:B:93:ALA:HB2	2.56	0.41
1:B:1031:GLU:OE1	1:B:1039:ARG:NH1	2.50	0.41
2:A:12:VAL:HG11	2:A:18:LEU:HD23	2.01	0.41
3:N:128:GLN:H	3:N:128:GLN:NE2	2.19	0.41
1:J:338:PHE:HA	1:J:341:VAL:HG22	2.01	0.41
1:J:666:ILE:HD11	1:J:672:ALA:HB2	2.02	0.41
1:K:296:LEU:HB2	1:K:608:VAL:HG11	2.01	0.41
2:G:166:SER:HB3	2:G:210:ASN:HB2	2.02	0.41
1:M:347:PHE:C	2:H:56:GLY:HA2	2.46	0.41
1:M:349:SER:OG	1:M:350:VAL:N	2.54	0.41
3:R:33:HIS:HB2	3:R:88:GLN:HE21	1.84	0.41
2:A:166:SER:HB3	2:A:210:ASN:HB2	2.02	0.41
1:I:83:VAL:HB	1:I:237:ARG:HD3	2.01	0.41
1:I:91:TYR:CE2	1:I:93:ALA:HB2	2.54	0.41
3:N:183:THR:C	3:N:185:GLU:H	2.28	0.41
1:J:347:PHE:C	2:E:56:GLY:HA2	2.44	0.41
3:O:132:ALA:HB2	3:O:185:GLU:HG3	2.02	0.41
3:P:33:HIS:NE2	3:P:49:ASP:OD1	2.53	0.41
3:P:110:GLN:HB2	3:P:142:TYR:CZ	2.54	0.41
3:P:183:THR:C	3:P:185:GLU:H	2.28	0.41
1:L:1125:ASN:OD1	1:L:1125:ASN:N	2.54	0.41
1:M:437:ASN:HD21	1:M:506:GLN:HB2	1.85	0.41
2:H:35:HIS:ND1	2:H:50:GLY:HA3	2.35	0.41
3:R:37:GLN:HA	3:R:43:PRO:HA	2.02	0.41

Continued on next page...

Continued from previous page...

Atom-1	Atom-2	Interatomic distance (Å)	Clash overlap (Å)
1:B:1086:LYS:HA	1:B:1125:ASN:HA	2.02	0.41
1:I:80:ASP:OD1	1:I:80:ASP:N	2.53	0.41
1:I:233:ILE:HG23	1:I:235:ILE:HG23	2.02	0.41
1:J:58:PHE:CD2	1:J:290:ASP:HB2	2.55	0.41
2:E:131:GLY:HA2	2:E:132:PRO:HD3	1.95	0.41
1:L:244:LEU:HD23	1:L:246:ARG:HE	1.85	0.41
3:Q:183:THR:C	3:Q:185:GLU:H	2.28	0.41
1:M:1097:SER:HB2	1:M:1102:TRP:CE3	2.55	0.41
2:H:51:ILE:HG13	2:H:70:ILE:HD13	2.02	0.41
1:B:40:ASP:OD1	1:B:40:ASP:N	2.54	0.41
1:B:140:PHE:HZ	1:B:158:ARG:HH21	1.68	0.41
1:I:1086:LYS:HA	1:I:1125:ASN:HA	2.02	0.41
1:K:40:ASP:OD1	1:K:40:ASP:N	2.54	0.41
1:K:132:GLU:HB3	1:K:164:ASN:HB3	2.01	0.41
1:K:535:LYS:HZ3	1:K:552:LEU:HB3	1.86	0.41
1:L:347:PHE:C	2:G:56:GLY:HA2	2.45	0.41
1:M:58:PHE:CD2	1:M:290:ASP:HB2	2.56	0.41
1:M:1086:LYS:HA	1:M:1125:ASN:HA	2.02	0.41
2:H:214:LYS:HB2	2:H:215:PRO:HD3	2.01	0.41
1:B:909:ILE:HG13	1:B:911:VAL:HG23	2.02	0.41
1:I:740:MET:HB2	1:J:319:ARG:HH21	1.85	0.41
3:N:37:GLN:HA	3:N:43:PRO:HA	2.02	0.41
1:J:233:ILE:HG23	1:J:235:ILE:HG23	2.03	0.41
3:O:128:GLN:H	3:O:128:GLN:NE2	2.19	0.41
1:K:80:ASP:OD1	1:K:80:ASP:N	2.53	0.41
1:K:338:PHE:HA	1:K:341:VAL:HG22	2.03	0.41
1:K:1086:LYS:HA	1:K:1125:ASN:HA	2.02	0.41
1:K:1125:ASN:OD1	1:K:1125:ASN:N	2.54	0.41
2:G:12:VAL:HG11	2:G:18:LEU:HD23	2.02	0.41
3:R:128:GLN:H	3:R:128:GLN:NE2	2.19	0.41
1:B:58:PHE:CD2	1:B:290:ASP:HB2	2.55	0.41
1:B:67:VAL:HB	1:B:263:ALA:HB3	2.02	0.41
1:B:821:LEU:HD11	1:B:939:SER:HB2	2.03	0.41
1:I:189:GLU:HG2	1:I:223:LEU:HD11	2.03	0.41
1:I:1097:SER:HB2	1:I:1102:TRP:CE3	2.56	0.41
1:J:558:LYS:HE2	1:J:558:LYS:H	1.86	0.41
3:O:131:LYS:HA	3:O:131:LYS:HD2	1.91	0.41
1:K:58:PHE:CD2	1:K:290:ASP:HB2	2.55	0.41
1:K:244:LEU:HD23	1:K:246:ARG:HE	1.86	0.41
1:K:661:GLU:O	1:K:695:TYR:OH	2.31	0.41
1:K:911:VAL:HG22	1:K:1108:ASN:HB2	2.03	0.41

Continued on next page...

Continued from previous page...

Atom-1	Atom-2	Interatomic distance (Å)	Clash overlap (Å)
1:L:189:GLU:HG2	1:L:223:LEU:HD11	2.03	0.41
1:L:349:SER:OG	1:L:350:VAL:N	2.54	0.41
1:L:869:MET:HE1	1:M:669:GLY:HA3	2.02	0.41
1:M:67:VAL:HB	1:M:263:ALA:HB3	2.03	0.41
1:B:119:ILE:HG12	1:B:128:ILE:HG22	2.01	0.41
1:I:540:ASN:HD22	1:I:549:THR:HG22	1.86	0.41
1:K:67:VAL:N	1:K:263:ALA:O	2.48	0.41
2:H:131:GLY:HA2	2:H:132:PRO:HD3	1.95	0.41
1:B:67:VAL:N	1:B:263:ALA:O	2.47	0.40
1:B:825:LYS:HD2	1:B:945:LEU:HD23	2.01	0.40
1:B:887:THR:HG21	1:B:894:LEU:HD12	2.03	0.40
1:I:1125:ASN:OD1	1:I:1125:ASN:N	2.54	0.40
1:K:140:PHE:HZ	1:K:158:ARG:HH21	1.68	0.40
1:K:319:ARG:HH21	1:M:740:MET:HB2	1.87	0.40
1:K:329:PHE:HB3	1:K:528:LYS:HD2	2.03	0.40
2:F:113:PHE:N	3:P:35:TYR:OH	2.44	0.40
1:L:80:ASP:N	1:L:80:ASP:OD1	2.53	0.40
1:M:558:LYS:HE2	1:M:558:LYS:H	1.86	0.40
1:M:911:VAL:HG22	1:M:1108:ASN:HB2	2.03	0.40
1:J:67:VAL:HB	1:J:263:ALA:HB3	2.03	0.40
1:K:67:VAL:HB	1:K:263:ALA:HB3	2.02	0.40
1:L:106:PHE:HB3	1:L:235:ILE:HG21	2.03	0.40
1:L:191:VAL:HB	1:L:202:TYR:HB2	2.03	0.40
3:R:152:ALA:HB3	3:R:157:VAL:HB	2.04	0.40
1:B:765:ARG:HD2	1:I:957:GLN:NE2	2.36	0.40
1:J:40:ASP:OD1	1:J:40:ASP:N	2.54	0.40
1:K:765:ARG:HD2	1:L:957:GLN:NE2	2.36	0.40
1:M:338:PHE:HA	1:M:341:VAL:HG22	2.02	0.40
1:B:99:ASN:OD1	1:B:102:ARG:NH2	2.50	0.40
1:B:478:LYS:HE3	1:B:478:LYS:HB2	1.81	0.40
1:B:536:ASN:HB3	1:B:537:LYS:HD3	2.04	0.40
1:B:578:ASP:HB3	1:B:581:THR:O	2.22	0.40
2:A:113:PHE:N	3:C:35:TYR:OH	2.44	0.40
2:D:12:VAL:HG11	2:D:18:LEU:HD23	2.03	0.40
3:N:195:CYS:O	3:N:196:GLN:NE2	2.54	0.40
1:L:887:THR:HG21	1:L:894:LEU:HD12	2.04	0.40
3:Q:195:CYS:O	3:Q:196:GLN:NE2	2.54	0.40
1:M:40:ASP:OD1	1:M:40:ASP:N	2.54	0.40
1:I:87:ASN:HD21	1:I:269:TYR:HB3	1.86	0.40
1:I:347:PHE:C	2:D:56:GLY:HA2	2.46	0.40
1:I:558:LYS:H	1:I:558:LYS:HE2	1.86	0.40

Continued on next page...

Continued from previous page...

Atom-1	Atom-2	Interatomic distance (Å)	Clash overlap (Å)
1:J:537:LYS:HB2	1:J:537:LYS:HE2	1.87	0.40
2:E:139:PRO:HB3	2:E:151:LEU:HB3	2.03	0.40
1:L:58:PHE:CD2	1:L:290:ASP:HB2	2.57	0.40
1:L:478:LYS:HB2	1:L:478:LYS:HE3	1.81	0.40
1:M:540:ASN:HD22	1:M:549:THR:HG22	1.87	0.40
1:M:825:LYS:HD2	1:M:945:LEU:HD23	2.04	0.40

There are no symmetry-related clashes.

5.3 Torsion angles [i](#)

5.3.1 Protein backbone [i](#)

In the following table, the Percentiles column shows the percent Ramachandran outliers of the chain as a percentile score with respect to all PDB entries followed by that with respect to all EM entries.

The Analysed column shows the number of residues for which the backbone conformation was analysed, and the total number of residues.

Mol	Chain	Analysed	Favoured	Allowed	Outliers	Percentiles	
1	B	1029/1285 (80%)	946 (92%)	82 (8%)	1 (0%)	48	76
1	I	1029/1285 (80%)	946 (92%)	83 (8%)	0	100	100
1	J	1029/1285 (80%)	945 (92%)	82 (8%)	2 (0%)	44	72
1	K	1029/1285 (80%)	947 (92%)	82 (8%)	0	100	100
1	L	1029/1285 (80%)	948 (92%)	81 (8%)	0	100	100
1	M	1029/1285 (80%)	947 (92%)	82 (8%)	0	100	100
2	A	224/227 (99%)	198 (88%)	26 (12%)	0	100	100
2	D	224/227 (99%)	199 (89%)	25 (11%)	0	100	100
2	E	224/227 (99%)	198 (88%)	26 (12%)	0	100	100
2	F	224/227 (99%)	199 (89%)	25 (11%)	0	100	100
2	G	224/227 (99%)	199 (89%)	25 (11%)	0	100	100
2	H	224/227 (99%)	198 (88%)	26 (12%)	0	100	100
3	C	208/214 (97%)	188 (90%)	20 (10%)	0	100	100
3	N	208/214 (97%)	188 (90%)	20 (10%)	0	100	100
3	O	208/214 (97%)	188 (90%)	20 (10%)	0	100	100

Continued on next page...

Continued from previous page...

Mol	Chain	Analysed	Favoured	Allowed	Outliers	Percentiles	
3	P	208/214 (97%)	189 (91%)	19 (9%)	0	100	100
3	Q	208/214 (97%)	188 (90%)	20 (10%)	0	100	100
3	R	208/214 (97%)	189 (91%)	19 (9%)	0	100	100
All	All	8766/10356 (85%)	8000 (91%)	763 (9%)	3 (0%)	100	100

All (3) Ramachandran outliers are listed below:

Mol	Chain	Res	Type
1	J	322	PRO
1	J	323	THR
1	B	322	PRO

5.3.2 Protein sidechains ⓘ

In the following table, the Percentiles column shows the percent sidechain outliers of the chain as a percentile score with respect to all PDB entries followed by that with respect to all EM entries.

The Analysed column shows the number of residues for which the sidechain conformation was analysed, and the total number of residues.

Mol	Chain	Analysed	Rotameric	Outliers	Percentiles	
1	B	902/1115 (81%)	855 (95%)	47 (5%)	19	48
1	I	902/1115 (81%)	855 (95%)	47 (5%)	19	48
1	J	902/1115 (81%)	856 (95%)	46 (5%)	20	49
1	K	902/1115 (81%)	853 (95%)	49 (5%)	18	47
1	L	902/1115 (81%)	854 (95%)	48 (5%)	19	47
1	M	902/1115 (81%)	859 (95%)	43 (5%)	21	51
2	A	186/187 (100%)	173 (93%)	13 (7%)	12	38
2	D	186/187 (100%)	173 (93%)	13 (7%)	12	38
2	E	186/187 (100%)	173 (93%)	13 (7%)	12	38
2	F	186/187 (100%)	173 (93%)	13 (7%)	12	38
2	G	186/187 (100%)	173 (93%)	13 (7%)	12	38
2	H	186/187 (100%)	174 (94%)	12 (6%)	14	41
3	C	176/180 (98%)	166 (94%)	10 (6%)	17	45
3	N	176/180 (98%)	166 (94%)	10 (6%)	17	45

Continued on next page...

Continued from previous page...

Mol	Chain	Analysed	Rotameric	Outliers	Percentiles	
3	O	176/180 (98%)	166 (94%)	10 (6%)	17	45
3	P	176/180 (98%)	166 (94%)	10 (6%)	17	45
3	Q	176/180 (98%)	166 (94%)	10 (6%)	17	45
3	R	176/180 (98%)	166 (94%)	10 (6%)	17	45
All	All	7584/8892 (85%)	7167 (94%)	417 (6%)	20	46

All (417) residues with a non-rotameric sidechain are listed below:

Mol	Chain	Res	Type
1	B	33	THR
1	B	63	THR
1	B	68	ILE
1	B	83	VAL
1	B	95	ILE
1	B	125	ASN
1	B	128	ILE
1	B	200	LYS
1	B	231	ILE
1	B	235	ILE
1	B	267	VAL
1	B	278	LYS
1	B	317	ASN
1	B	319	ARG
1	B	321	GLN
1	B	323	THR
1	B	332	ILE
1	B	340	GLU
1	B	362	VAL
1	B	370	ASN
1	B	386	LYS
1	B	387	LEU
1	B	393	THR
1	B	395	VAL
1	B	400	PHE
1	B	401	VAL
1	B	402	ILE
1	B	403	ARG
1	B	415	THR
1	B	440	LYS
1	B	444	LYS
1	B	458	LYS

Continued on next page...

Continued from previous page...

Mol	Chain	Res	Type
1	B	470	THR
1	B	511	VAL
1	B	523	THR
1	B	528	LYS
1	B	531	THR
1	B	538	CYS
1	B	558	LYS
1	B	587	ILE
1	B	732	THR
1	B	985	ASP
1	B	1039	ARG
1	B	1104	VAL
1	B	1129	VAL
1	B	1135	ASN
1	B	1136	THR
2	A	1	GLU
2	A	18	LEU
2	A	37	VAL
2	A	43	LYS
2	A	52	THR
2	A	58	ILE
2	A	104	VAL
2	A	153	CYS
2	A	156	LYS
2	A	195	VAL
2	A	205	GLN
2	A	206	THR
2	A	219	LYS
3	C	30	LYS
3	C	45	LEU
3	C	74	ILE
3	C	104	LYS
3	C	128	GLN
3	C	158	LYS
3	C	161	VAL
3	C	197	VAL
3	C	200	GLU
3	C	206	LYS
1	I	33	THR
1	I	68	ILE
1	I	83	VAL
1	I	95	ILE

Continued on next page...

Continued from previous page...

Mol	Chain	Res	Type
1	I	128	ILE
1	I	200	LYS
1	I	231	ILE
1	I	235	ILE
1	I	267	VAL
1	I	278	LYS
1	I	318	PHE
1	I	319	ARG
1	I	321	GLN
1	I	323	THR
1	I	332	ILE
1	I	340	GLU
1	I	362	VAL
1	I	370	ASN
1	I	386	LYS
1	I	387	LEU
1	I	393	THR
1	I	395	VAL
1	I	400	PHE
1	I	401	VAL
1	I	402	ILE
1	I	403	ARG
1	I	415	THR
1	I	433	VAL
1	I	440	LYS
1	I	444	LYS
1	I	458	LYS
1	I	470	THR
1	I	511	VAL
1	I	523	THR
1	I	528	LYS
1	I	531	THR
1	I	538	CYS
1	I	558	LYS
1	I	587	ILE
1	I	709	ASN
1	I	732	THR
1	I	985	ASP
1	I	1039	ARG
1	I	1104	VAL
1	I	1129	VAL
1	I	1134	ASN

Continued on next page...

Continued from previous page...

Mol	Chain	Res	Type
1	I	1136	THR
2	D	1	GLU
2	D	18	LEU
2	D	37	VAL
2	D	43	LYS
2	D	52	THR
2	D	58	ILE
2	D	104	VAL
2	D	153	CYS
2	D	156	LYS
2	D	195	VAL
2	D	205	GLN
2	D	206	THR
2	D	219	LYS
3	N	30	LYS
3	N	45	LEU
3	N	74	ILE
3	N	104	LYS
3	N	128	GLN
3	N	158	LYS
3	N	161	VAL
3	N	197	VAL
3	N	200	GLU
3	N	206	LYS
1	J	33	THR
1	J	63	THR
1	J	68	ILE
1	J	83	VAL
1	J	95	ILE
1	J	128	ILE
1	J	200	LYS
1	J	231	ILE
1	J	235	ILE
1	J	267	VAL
1	J	278	LYS
1	J	319	ARG
1	J	321	GLN
1	J	324	GLU
1	J	332	ILE
1	J	340	GLU
1	J	362	VAL
1	J	370	ASN

Continued on next page...

Continued from previous page...

Mol	Chain	Res	Type
1	J	386	LYS
1	J	387	LEU
1	J	393	THR
1	J	395	VAL
1	J	400	PHE
1	J	401	VAL
1	J	402	ILE
1	J	403	ARG
1	J	415	THR
1	J	440	LYS
1	J	444	LYS
1	J	458	LYS
1	J	470	THR
1	J	511	VAL
1	J	523	THR
1	J	528	LYS
1	J	531	THR
1	J	538	CYS
1	J	558	LYS
1	J	587	ILE
1	J	732	THR
1	J	985	ASP
1	J	1039	ARG
1	J	1100	THR
1	J	1101	HIS
1	J	1104	VAL
1	J	1129	VAL
1	J	1136	THR
2	E	1	GLU
2	E	18	LEU
2	E	37	VAL
2	E	43	LYS
2	E	52	THR
2	E	58	ILE
2	E	104	VAL
2	E	153	CYS
2	E	156	LYS
2	E	195	VAL
2	E	205	GLN
2	E	206	THR
2	E	219	LYS
3	O	30	LYS

Continued on next page...

Continued from previous page...

Mol	Chain	Res	Type
3	O	45	LEU
3	O	74	ILE
3	O	104	LYS
3	O	128	GLN
3	O	158	LYS
3	O	161	VAL
3	O	197	VAL
3	O	200	GLU
3	O	206	LYS
1	K	33	THR
1	K	63	THR
1	K	68	ILE
1	K	83	VAL
1	K	95	ILE
1	K	118	LEU
1	K	128	ILE
1	K	200	LYS
1	K	229	LEU
1	K	231	ILE
1	K	235	ILE
1	K	267	VAL
1	K	278	LYS
1	K	317	ASN
1	K	319	ARG
1	K	321	GLN
1	K	332	ILE
1	K	340	GLU
1	K	362	VAL
1	K	370	ASN
1	K	386	LYS
1	K	387	LEU
1	K	393	THR
1	K	395	VAL
1	K	400	PHE
1	K	401	VAL
1	K	402	ILE
1	K	403	ARG
1	K	415	THR
1	K	440	LYS
1	K	444	LYS
1	K	458	LYS
1	K	469	SER

Continued on next page...

Continued from previous page...

Mol	Chain	Res	Type
1	K	470	THR
1	K	471	GLU
1	K	511	VAL
1	K	523	THR
1	K	528	LYS
1	K	531	THR
1	K	538	CYS
1	K	558	LYS
1	K	587	ILE
1	K	732	THR
1	K	985	ASP
1	K	1039	ARG
1	K	1104	VAL
1	K	1129	VAL
1	K	1134	ASN
1	K	1136	THR
2	F	1	GLU
2	F	18	LEU
2	F	37	VAL
2	F	43	LYS
2	F	52	THR
2	F	58	ILE
2	F	104	VAL
2	F	153	CYS
2	F	156	LYS
2	F	195	VAL
2	F	205	GLN
2	F	206	THR
2	F	219	LYS
3	P	30	LYS
3	P	45	LEU
3	P	74	ILE
3	P	104	LYS
3	P	128	GLN
3	P	158	LYS
3	P	161	VAL
3	P	197	VAL
3	P	200	GLU
3	P	206	LYS
1	L	33	THR
1	L	63	THR
1	L	68	ILE

Continued on next page...

Continued from previous page...

Mol	Chain	Res	Type
1	L	83	VAL
1	L	95	ILE
1	L	128	ILE
1	L	200	LYS
1	L	231	ILE
1	L	235	ILE
1	L	267	VAL
1	L	278	LYS
1	L	317	ASN
1	L	318	PHE
1	L	319	ARG
1	L	321	GLN
1	L	323	THR
1	L	332	ILE
1	L	340	GLU
1	L	362	VAL
1	L	370	ASN
1	L	386	LYS
1	L	387	LEU
1	L	393	THR
1	L	395	VAL
1	L	400	PHE
1	L	401	VAL
1	L	402	ILE
1	L	403	ARG
1	L	415	THR
1	L	440	LYS
1	L	444	LYS
1	L	458	LYS
1	L	469	SER
1	L	470	THR
1	L	471	GLU
1	L	511	VAL
1	L	523	THR
1	L	528	LYS
1	L	531	THR
1	L	538	CYS
1	L	558	LYS
1	L	587	ILE
1	L	732	THR
1	L	985	ASP
1	L	1039	ARG

Continued on next page...

Continued from previous page...

Mol	Chain	Res	Type
1	L	1104	VAL
1	L	1129	VAL
1	L	1136	THR
2	G	1	GLU
2	G	18	LEU
2	G	37	VAL
2	G	43	LYS
2	G	52	THR
2	G	58	ILE
2	G	104	VAL
2	G	153	CYS
2	G	156	LYS
2	G	195	VAL
2	G	205	GLN
2	G	206	THR
2	G	219	LYS
3	Q	30	LYS
3	Q	45	LEU
3	Q	74	ILE
3	Q	104	LYS
3	Q	128	GLN
3	Q	158	LYS
3	Q	161	VAL
3	Q	197	VAL
3	Q	200	GLU
3	Q	206	LYS
1	M	33	THR
1	M	68	ILE
1	M	83	VAL
1	M	95	ILE
1	M	128	ILE
1	M	200	LYS
1	M	231	ILE
1	M	235	ILE
1	M	267	VAL
1	M	278	LYS
1	M	317	ASN
1	M	319	ARG
1	M	321	GLN
1	M	332	ILE
1	M	340	GLU
1	M	362	VAL

Continued on next page...

Continued from previous page...

Mol	Chain	Res	Type
1	M	370	ASN
1	M	386	LYS
1	M	387	LEU
1	M	393	THR
1	M	395	VAL
1	M	401	VAL
1	M	402	ILE
1	M	403	ARG
1	M	415	THR
1	M	440	LYS
1	M	444	LYS
1	M	458	LYS
1	M	470	THR
1	M	511	VAL
1	M	523	THR
1	M	528	LYS
1	M	531	THR
1	M	538	CYS
1	M	558	LYS
1	M	587	ILE
1	M	732	THR
1	M	985	ASP
1	M	1039	ARG
1	M	1104	VAL
1	M	1129	VAL
1	M	1134	ASN
1	M	1136	THR
2	H	1	GLU
2	H	18	LEU
2	H	37	VAL
2	H	43	LYS
2	H	52	THR
2	H	104	VAL
2	H	153	CYS
2	H	156	LYS
2	H	195	VAL
2	H	205	GLN
2	H	206	THR
2	H	219	LYS
3	R	30	LYS
3	R	45	LEU
3	R	74	ILE

Continued on next page...

Continued from previous page...

Mol	Chain	Res	Type
3	R	104	LYS
3	R	128	GLN
3	R	158	LYS
3	R	161	VAL
3	R	197	VAL
3	R	200	GLU
3	R	206	LYS

Sometimes sidechains can be flipped to improve hydrogen bonding and reduce clashes. All (232) such sidechains are listed below:

Mol	Chain	Res	Type
1	B	17	ASN
1	B	115	GLN
1	B	125	ASN
1	B	165	ASN
1	B	183	ASN
1	B	194	ASN
1	B	280	ASN
1	B	321	GLN
1	B	370	ASN
1	B	388	ASN
1	B	414	GLN
1	B	448	ASN
1	B	540	ASN
1	B	580	GLN
1	B	613	GLN
1	B	762	GLN
1	B	853	GLN
1	B	895	GLN
1	B	901	GLN
1	B	955	ASN
1	B	957	GLN
1	B	1002	GLN
1	B	1011	GLN
1	B	1048	HIS
1	B	1108	ASN
2	A	118	GLN
2	A	184	GLN
2	A	205	GLN
2	A	210	ASN
3	C	6	GLN
3	C	26	ASN

Continued on next page...

Continued from previous page...

Mol	Chain	Res	Type
3	C	33	HIS
3	C	65	ASN
3	C	88	GLN
3	C	110	GLN
3	C	128	GLN
3	C	130	ASN
3	C	190	HIS
1	I	17	ASN
1	I	115	GLN
1	I	125	ASN
1	I	165	ASN
1	I	183	ASN
1	I	194	ASN
1	I	239	GLN
1	I	280	ASN
1	I	321	GLN
1	I	370	ASN
1	I	414	GLN
1	I	448	ASN
1	I	540	ASN
1	I	580	GLN
1	I	613	GLN
1	I	641	ASN
1	I	762	GLN
1	I	853	GLN
1	I	895	GLN
1	I	901	GLN
1	I	955	ASN
1	I	957	GLN
1	I	1002	GLN
1	I	1005	GLN
1	I	1011	GLN
1	I	1048	HIS
1	I	1074	ASN
2	D	118	GLN
2	D	184	GLN
2	D	205	GLN
3	N	6	GLN
3	N	26	ASN
3	N	33	HIS
3	N	65	ASN
3	N	88	GLN

Continued on next page...

Continued from previous page...

Mol	Chain	Res	Type
3	N	110	GLN
3	N	130	ASN
3	N	190	HIS
1	J	17	ASN
1	J	115	GLN
1	J	125	ASN
1	J	165	ASN
1	J	183	ASN
1	J	194	ASN
1	J	239	GLN
1	J	280	ASN
1	J	370	ASN
1	J	414	GLN
1	J	448	ASN
1	J	540	ASN
1	J	580	GLN
1	J	613	GLN
1	J	641	ASN
1	J	762	GLN
1	J	853	GLN
1	J	895	GLN
1	J	901	GLN
1	J	955	ASN
1	J	957	GLN
1	J	1002	GLN
1	J	1005	GLN
1	J	1011	GLN
1	J	1048	HIS
1	J	1108	ASN
2	E	118	GLN
2	E	184	GLN
2	E	205	GLN
2	E	210	ASN
3	O	6	GLN
3	O	26	ASN
3	O	65	ASN
3	O	88	GLN
3	O	110	GLN
3	O	130	ASN
3	O	190	HIS
1	K	17	ASN
1	K	115	GLN

Continued on next page...

Continued from previous page...

Mol	Chain	Res	Type
1	K	125	ASN
1	K	165	ASN
1	K	183	ASN
1	K	194	ASN
1	K	239	GLN
1	K	280	ASN
1	K	321	GLN
1	K	370	ASN
1	K	388	ASN
1	K	414	GLN
1	K	448	ASN
1	K	477	ASN
1	K	540	ASN
1	K	580	GLN
1	K	613	GLN
1	K	641	ASN
1	K	762	GLN
1	K	853	GLN
1	K	895	GLN
1	K	901	GLN
1	K	955	ASN
1	K	957	GLN
1	K	1002	GLN
1	K	1011	GLN
1	K	1048	HIS
1	K	1108	ASN
2	F	82	GLN
2	F	118	GLN
2	F	184	GLN
2	F	205	GLN
2	F	210	ASN
3	P	6	GLN
3	P	26	ASN
3	P	33	HIS
3	P	65	ASN
3	P	88	GLN
3	P	110	GLN
3	P	128	GLN
3	P	130	ASN
3	P	190	HIS
1	L	17	ASN
1	L	115	GLN

Continued on next page...

Continued from previous page...

Mol	Chain	Res	Type
1	L	125	ASN
1	L	165	ASN
1	L	183	ASN
1	L	194	ASN
1	L	239	GLN
1	L	280	ASN
1	L	321	GLN
1	L	370	ASN
1	L	414	GLN
1	L	448	ASN
1	L	540	ASN
1	L	580	GLN
1	L	613	GLN
1	L	641	ASN
1	L	762	GLN
1	L	853	GLN
1	L	895	GLN
1	L	901	GLN
1	L	955	ASN
1	L	957	GLN
1	L	1002	GLN
1	L	1005	GLN
1	L	1011	GLN
1	L	1048	HIS
1	L	1108	ASN
2	G	35	HIS
2	G	82	GLN
2	G	118	GLN
2	G	184	GLN
2	G	205	GLN
2	G	210	ASN
3	Q	6	GLN
3	Q	26	ASN
3	Q	33	HIS
3	Q	65	ASN
3	Q	88	GLN
3	Q	110	GLN
3	Q	130	ASN
3	Q	190	HIS
1	M	17	ASN
1	M	87	ASN
1	M	115	GLN

Continued on next page...

Continued from previous page...

Mol	Chain	Res	Type
1	M	125	ASN
1	M	165	ASN
1	M	183	ASN
1	M	194	ASN
1	M	239	GLN
1	M	280	ASN
1	M	314	GLN
1	M	370	ASN
1	M	414	GLN
1	M	448	ASN
1	M	540	ASN
1	M	580	GLN
1	M	762	GLN
1	M	853	GLN
1	M	895	GLN
1	M	955	ASN
1	M	957	GLN
1	M	1002	GLN
1	M	1005	GLN
1	M	1011	GLN
1	M	1048	HIS
1	M	1108	ASN
2	H	82	GLN
2	H	118	GLN
2	H	184	GLN
2	H	205	GLN
3	R	6	GLN
3	R	26	ASN
3	R	65	ASN
3	R	88	GLN
3	R	110	GLN
3	R	130	ASN
3	R	190	HIS

5.3.3 RNA ⓘ

There are no RNA molecules in this entry.

5.4 Non-standard residues in protein, DNA, RNA chains ⓘ

There are no non-standard protein/DNA/RNA residues in this entry.

5.5 Carbohydrates

There are no oligosaccharides in this entry.

5.6 Ligand geometry

49 ligands are modelled in this entry.

In the following table, the Counts columns list the number of bonds (or angles) for which Mogul statistics could be retrieved, the number of bonds (or angles) that are observed in the model and the number of bonds (or angles) that are defined in the Chemical Component Dictionary. The Link column lists molecule types, if any, to which the group is linked. The Z score for a bond length (or angle) is the number of standard deviations the observed value is removed from the expected value. A bond length (or angle) with $|Z| > 2$ is considered an outlier worth inspection. RMSZ is the root-mean-square of all Z scores of the bond lengths (or angles).

Mol	Type	Chain	Res	Link	Bond lengths			Bond angles		
					Counts	RMSZ	# Z > 2	Counts	RMSZ	# Z > 2
4	NAG	M	1309	1	14,14,15	0.53	0	17,19,21	0.99	1 (5%)
4	NAG	M	1305	1	14,14,15	0.50	0	17,19,21	1.00	1 (5%)
4	NAG	K	1302	1	14,14,15	0.30	0	17,19,21	0.64	0
4	NAG	I	1302	1	14,14,15	0.30	0	17,19,21	0.62	0
4	NAG	B	1303	1	14,14,15	0.60	0	17,19,21	0.89	0
4	NAG	B	1306	1	14,14,15	0.54	0	17,19,21	0.95	1 (5%)
4	NAG	B	1307	1	14,14,15	0.54	0	17,19,21	0.73	0
4	NAG	I	1301	1	14,14,15	0.30	0	17,19,21	0.74	0
4	NAG	M	1301	1	14,14,15	0.32	0	17,19,21	0.71	0
4	NAG	M	1302	1	14,14,15	0.30	0	17,19,21	0.53	0
4	NAG	J	1305	1	14,14,15	0.35	0	17,19,21	0.79	1 (5%)
4	NAG	M	1310	1	14,14,15	0.48	0	17,19,21	0.65	0
4	NAG	L	1302	1	14,14,15	0.40	0	17,19,21	0.80	1 (5%)
4	NAG	K	1307	1	14,14,15	0.46	0	17,19,21	0.63	0
4	NAG	I	1307	1	14,14,15	0.59	0	17,19,21	0.82	0
4	NAG	K	1304	1	14,14,15	0.55	0	17,19,21	1.00	1 (5%)
4	NAG	L	1305	1	14,14,15	0.55	0	17,19,21	0.96	1 (5%)
4	NAG	I	1304	1	14,14,15	0.35	0	17,19,21	0.82	1 (5%)
4	NAG	B	1305	1	14,14,15	0.35	0	17,19,21	0.84	1 (5%)
4	NAG	J	1302	1	14,14,15	0.34	0	17,19,21	0.73	0
4	NAG	B	1302	1	14,14,15	0.44	0	17,19,21	0.73	0
4	NAG	J	1301	1	14,14,15	0.28	0	17,19,21	0.60	0
4	NAG	L	1303	1	14,14,15	0.43	0	17,19,21	0.99	0
4	NAG	K	1306	1	14,14,15	0.57	0	17,19,21	0.80	0
4	NAG	L	1304	1	14,14,15	0.46	0	17,19,21	0.81	0

Mol	Type	Chain	Res	Link	Bond lengths			Bond angles		
					Counts	RMSZ	# Z > 2	Counts	RMSZ	# Z > 2
4	NAG	L	1307	1	14,14,15	0.52	0	17,19,21	1.01	1 (5%)
4	NAG	L	1301	1	14,14,15	0.31	0	17,19,21	0.75	0
4	NAG	B	1301	1	14,14,15	0.31	0	17,19,21	0.80	1 (5%)
4	NAG	M	1307	1	14,14,15	0.35	0	17,19,21	0.85	0
4	NAG	I	1306	1	14,14,15	0.57	0	17,19,21	0.90	1 (5%)
4	NAG	L	1309	1	14,14,15	0.30	0	17,19,21	0.70	1 (5%)
4	NAG	J	1308	1	14,14,15	0.30	0	17,19,21	0.69	0
4	NAG	M	1306	1	14,14,15	0.34	0	17,19,21	0.75	0
4	NAG	K	1305	1	14,14,15	0.55	0	17,19,21	0.91	0
4	NAG	I	1308	1	14,14,15	0.31	0	17,19,21	0.66	0
4	NAG	J	1303	1	14,14,15	0.34	0	17,19,21	0.81	1 (5%)
4	NAG	J	1307	1	14,14,15	0.29	0	17,19,21	0.66	0
4	NAG	M	1308	1	14,14,15	0.49	0	17,19,21	1.02	2 (11%)
4	NAG	I	1305	1	14,14,15	0.34	0	17,19,21	0.90	1 (5%)
4	NAG	L	1306	1	14,14,15	0.34	0	17,19,21	0.87	0
4	NAG	K	1303	1	14,14,15	0.31	0	17,19,21	0.78	1 (5%)
4	NAG	I	1303	1	14,14,15	0.34	0	17,19,21	0.69	0
4	NAG	J	1304	1	14,14,15	0.30	0	17,19,21	0.75	0
4	NAG	L	1308	1	14,14,15	0.57	0	17,19,21	0.90	1 (5%)
4	NAG	M	1304	1	14,14,15	0.51	0	17,19,21	1.08	1 (5%)
4	NAG	J	1306	1	14,14,15	0.35	0	17,19,21	0.64	0
4	NAG	B	1304	1	14,14,15	0.55	0	17,19,21	0.90	1 (5%)
4	NAG	K	1301	1	14,14,15	0.30	0	17,19,21	0.62	0
4	NAG	M	1303	1	14,14,15	0.42	0	17,19,21	0.76	0

In the following table, the Chirals column lists the number of chiral outliers, the number of chiral centers analysed, the number of these observed in the model and the number defined in the Chemical Component Dictionary. Similar counts are reported in the Torsion and Rings columns. '-' means no outliers of that kind were identified.

Mol	Type	Chain	Res	Link	Chirals	Torsions	Rings
4	NAG	M	1309	1	-	0/6/23/26	0/1/1/1
4	NAG	M	1305	1	-	0/6/23/26	0/1/1/1
4	NAG	K	1302	1	-	0/6/23/26	0/1/1/1
4	NAG	I	1302	1	-	2/6/23/26	0/1/1/1
4	NAG	B	1303	1	-	0/6/23/26	0/1/1/1
4	NAG	B	1306	1	-	2/6/23/26	0/1/1/1
4	NAG	B	1307	1	-	0/6/23/26	0/1/1/1
4	NAG	I	1301	1	-	2/6/23/26	0/1/1/1

Continued on next page...

Continued from previous page...

Mol	Type	Chain	Res	Link	Chirals	Torsions	Rings
4	NAG	M	1301	1	-	1/6/23/26	0/1/1/1
4	NAG	M	1302	1	-	4/6/23/26	0/1/1/1
4	NAG	J	1305	1	-	2/6/23/26	0/1/1/1
4	NAG	M	1310	1	-	0/6/23/26	0/1/1/1
4	NAG	L	1302	1	-	0/6/23/26	0/1/1/1
4	NAG	K	1307	1	-	3/6/23/26	0/1/1/1
4	NAG	I	1307	1	-	0/6/23/26	0/1/1/1
4	NAG	K	1304	1	-	2/6/23/26	0/1/1/1
4	NAG	L	1305	1	-	0/6/23/26	0/1/1/1
4	NAG	I	1304	1	-	2/6/23/26	0/1/1/1
4	NAG	B	1305	1	-	0/6/23/26	0/1/1/1
4	NAG	J	1302	1	-	2/6/23/26	0/1/1/1
4	NAG	B	1302	1	-	2/6/23/26	0/1/1/1
4	NAG	J	1301	1	-	2/6/23/26	0/1/1/1
4	NAG	L	1303	1	-	0/6/23/26	0/1/1/1
4	NAG	K	1306	1	-	0/6/23/26	0/1/1/1
4	NAG	L	1304	1	-	3/6/23/26	0/1/1/1
4	NAG	L	1307	1	-	0/6/23/26	0/1/1/1
4	NAG	L	1301	1	-	1/6/23/26	0/1/1/1
4	NAG	B	1301	1	-	1/6/23/26	0/1/1/1
4	NAG	M	1307	1	-	0/6/23/26	0/1/1/1
4	NAG	I	1306	1	-	0/6/23/26	0/1/1/1
4	NAG	L	1309	1	-	2/6/23/26	0/1/1/1
4	NAG	J	1308	1	-	0/6/23/26	0/1/1/1
4	NAG	M	1306	1	-	2/6/23/26	0/1/1/1
4	NAG	K	1305	1	-	1/6/23/26	0/1/1/1
4	NAG	I	1308	1	-	2/6/23/26	0/1/1/1
4	NAG	J	1303	1	-	2/6/23/26	0/1/1/1
4	NAG	J	1307	1	-	2/6/23/26	0/1/1/1
4	NAG	M	1308	1	-	0/6/23/26	0/1/1/1
4	NAG	I	1305	1	-	0/6/23/26	0/1/1/1
4	NAG	L	1306	1	-	0/6/23/26	0/1/1/1
4	NAG	K	1303	1	-	2/6/23/26	0/1/1/1
4	NAG	I	1303	1	-	2/6/23/26	0/1/1/1
4	NAG	J	1304	1	-	0/6/23/26	0/1/1/1
4	NAG	L	1308	1	-	0/6/23/26	0/1/1/1
4	NAG	M	1304	1	-	3/6/23/26	0/1/1/1
4	NAG	J	1306	1	-	0/6/23/26	0/1/1/1

Continued on next page...

Continued from previous page...

Mol	Type	Chain	Res	Link	Chirals	Torsions	Rings
4	NAG	B	1304	1	-	2/6/23/26	0/1/1/1
4	NAG	K	1301	1	-	1/6/23/26	0/1/1/1
4	NAG	M	1303	1	-	2/6/23/26	0/1/1/1

There are no bond length outliers.

All (21) bond angle outliers are listed below:

Mol	Chain	Res	Type	Atoms	Z	Observed(°)	Ideal(°)
4	K	1304	NAG	C1-O5-C5	3.20	116.53	112.19
4	L	1305	NAG	C1-O5-C5	2.95	116.19	112.19
4	M	1305	NAG	C1-O5-C5	2.68	115.82	112.19
4	I	1304	NAG	C1-O5-C5	2.51	115.60	112.19
4	M	1309	NAG	C2-N2-C7	-2.43	119.44	122.90
4	B	1304	NAG	C1-O5-C5	2.42	115.48	112.19
4	J	1303	NAG	C1-O5-C5	2.41	115.46	112.19
4	I	1305	NAG	C1-O5-C5	2.26	115.25	112.19
4	M	1304	NAG	C4-C3-C2	-2.23	107.75	111.02
4	L	1307	NAG	O5-C1-C2	-2.21	107.81	111.29
4	B	1301	NAG	C1-O5-C5	2.19	115.16	112.19
4	L	1302	NAG	C4-C3-C2	-2.17	107.84	111.02
4	L	1308	NAG	C2-N2-C7	-2.16	119.83	122.90
4	M	1308	NAG	C1-O5-C5	2.14	115.09	112.19
4	B	1305	NAG	C1-O5-C5	2.11	115.06	112.19
4	M	1308	NAG	O5-C1-C2	-2.11	107.96	111.29
4	I	1306	NAG	C1-O5-C5	2.09	115.03	112.19
4	J	1305	NAG	C1-O5-C5	2.03	114.94	112.19
4	L	1309	NAG	C1-O5-C5	2.01	114.91	112.19
4	B	1306	NAG	C1-O5-C5	2.00	114.91	112.19
4	K	1303	NAG	C1-O5-C5	2.00	114.91	112.19

There are no chirality outliers.

All (54) torsion outliers are listed below:

Mol	Chain	Res	Type	Atoms
4	B	1302	NAG	O7-C7-N2-C2
4	I	1302	NAG	C8-C7-N2-C2
4	I	1302	NAG	O7-C7-N2-C2
4	J	1301	NAG	C8-C7-N2-C2
4	J	1301	NAG	O7-C7-N2-C2
4	J	1307	NAG	C8-C7-N2-C2
4	J	1307	NAG	O7-C7-N2-C2

Continued on next page...

Continued from previous page...

Mol	Chain	Res	Type	Atoms
4	M	1302	NAG	C8-C7-N2-C2
4	M	1302	NAG	O7-C7-N2-C2
4	M	1304	NAG	C8-C7-N2-C2
4	M	1304	NAG	O7-C7-N2-C2
4	B	1302	NAG	C8-C7-N2-C2
4	I	1308	NAG	C8-C7-N2-C2
4	I	1308	NAG	O7-C7-N2-C2
4	K	1303	NAG	C8-C7-N2-C2
4	K	1307	NAG	C8-C7-N2-C2
4	K	1307	NAG	O7-C7-N2-C2
4	L	1304	NAG	C8-C7-N2-C2
4	L	1304	NAG	O7-C7-N2-C2
4	M	1306	NAG	C8-C7-N2-C2
4	I	1301	NAG	C8-C7-N2-C2
4	J	1303	NAG	C8-C7-N2-C2
4	J	1303	NAG	O7-C7-N2-C2
4	K	1303	NAG	O7-C7-N2-C2
4	M	1306	NAG	O7-C7-N2-C2
4	I	1301	NAG	O7-C7-N2-C2
4	J	1302	NAG	C8-C7-N2-C2
4	M	1303	NAG	C8-C7-N2-C2
4	L	1309	NAG	C8-C7-N2-C2
4	I	1304	NAG	C8-C7-N2-C2
4	M	1303	NAG	O7-C7-N2-C2
4	L	1304	NAG	O5-C5-C6-O6
4	B	1306	NAG	C8-C7-N2-C2
4	J	1302	NAG	O7-C7-N2-C2
4	M	1304	NAG	O5-C5-C6-O6
4	B	1301	NAG	O5-C5-C6-O6
4	K	1301	NAG	O5-C5-C6-O6
4	K	1307	NAG	O5-C5-C6-O6
4	L	1301	NAG	O5-C5-C6-O6
4	M	1301	NAG	O5-C5-C6-O6
4	I	1304	NAG	O7-C7-N2-C2
4	L	1309	NAG	O7-C7-N2-C2
4	B	1306	NAG	O7-C7-N2-C2
4	B	1304	NAG	O5-C5-C6-O6
4	K	1304	NAG	C4-C5-C6-O6
4	M	1302	NAG	C4-C5-C6-O6
4	B	1304	NAG	C4-C5-C6-O6
4	K	1304	NAG	O5-C5-C6-O6
4	I	1303	NAG	C8-C7-N2-C2

Continued on next page...

Continued from previous page...

Mol	Chain	Res	Type	Atoms
4	J	1305	NAG	C8-C7-N2-C2
4	K	1305	NAG	C8-C7-N2-C2
4	I	1303	NAG	O7-C7-N2-C2
4	M	1302	NAG	O5-C5-C6-O6
4	J	1305	NAG	O7-C7-N2-C2

There are no ring outliers.

8 monomers are involved in 13 short contacts:

Mol	Chain	Res	Type	Clashes	Symm-Clashes
4	M	1305	NAG	1	0
4	M	1302	NAG	2	0
4	L	1302	NAG	2	0
4	K	1304	NAG	2	0
4	L	1305	NAG	3	0
4	I	1304	NAG	1	0
4	L	1301	NAG	1	0
4	J	1303	NAG	1	0

5.7 Other polymers [i](#)

There are no such residues in this entry.

5.8 Polymer linkage issues [i](#)

There are no chain breaks in this entry.


6 Map visualisation [i](#)

This section contains visualisations of the EMDB entry EMD-32553. These allow visual inspection of the internal detail of the map and identification of artifacts.


No raw map or half-maps were deposited for this entry and therefore no images, graphs, etc. pertaining to the raw map can be shown.

6.1 Orthogonal projections [i](#)

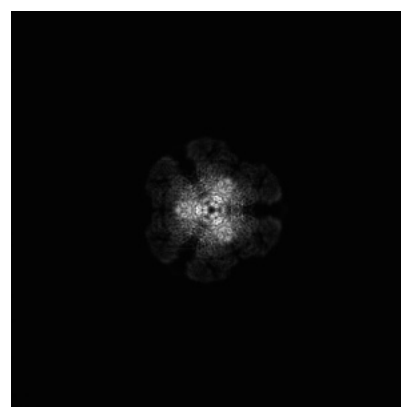
6.1.1 Primary map



X



Y



Z

The images above show the map projected in three orthogonal directions.

6.2 Central slices [i](#)


6.2.1 Primary map



X Index: 240



Y Index: 240




Z Index: 240

The images above show central slices of the map in three orthogonal directions.

6.3 Largest variance slices [i](#)

6.3.1 Primary map



X Index: 252



Y Index: 232




Z Index: 245


The images above show the largest variance slices of the map in three orthogonal directions.

6.4 Orthogonal standard-deviation projections (False-color) [i](#)


6.4.1 Primary map



X



Y




Z

The images above show the map standard deviation projections with false color in three orthogonal directions. Minimum values are shown in green, max in blue, and dark to light orange shades represent small to large values respectively.

6.5 Orthogonal surface views [i](#)

6.5.1 Primary map



The images above show the 3D surface view of the map at the recommended contour level 0.02. These images, in conjunction with the slice images, may facilitate assessment of whether an appropriate contour level has been provided.

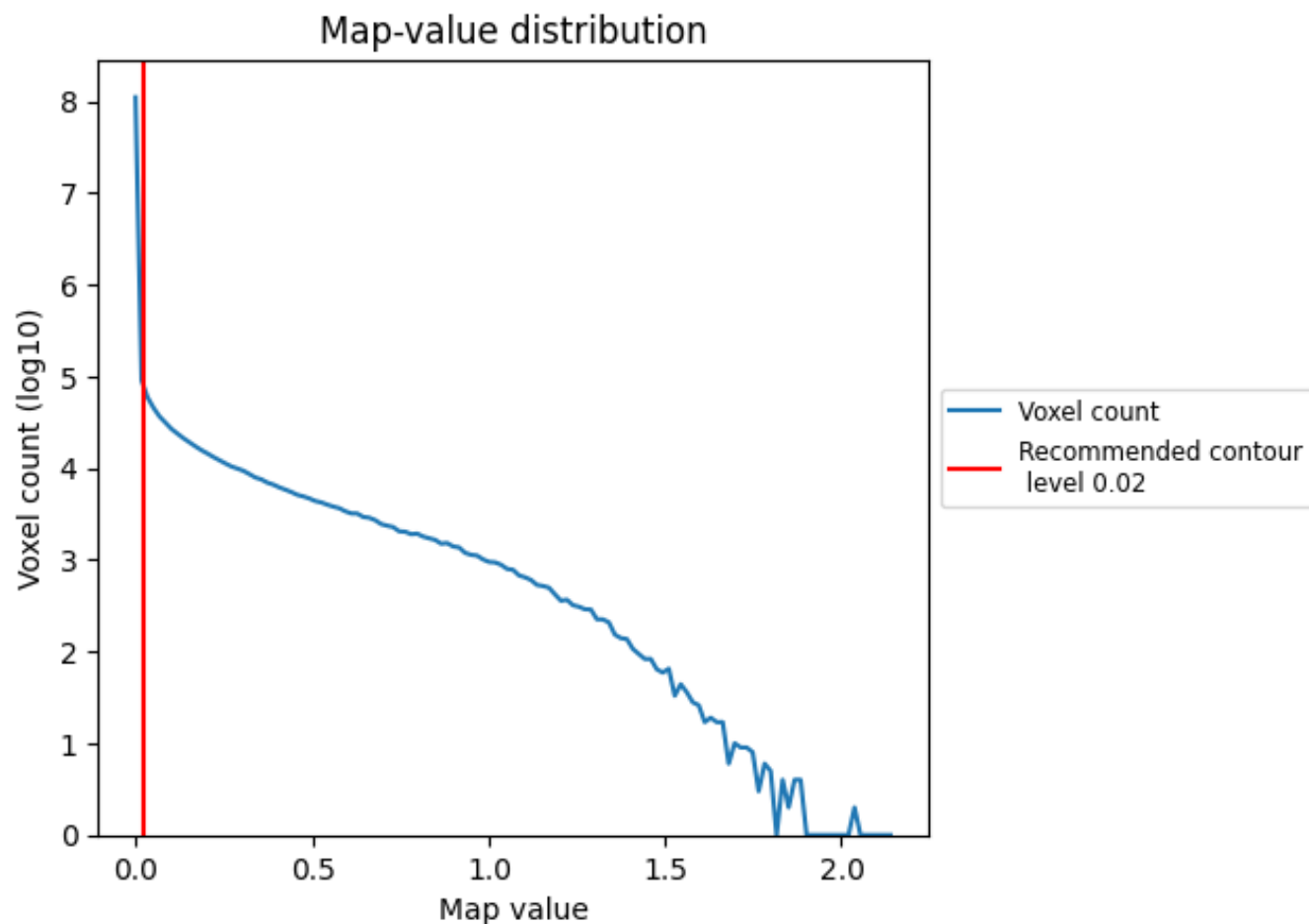
6.6 Mask visualisation [i](#)

This section was not generated. No masks/segmentation were deposited.

7 Map analysis [i](#)

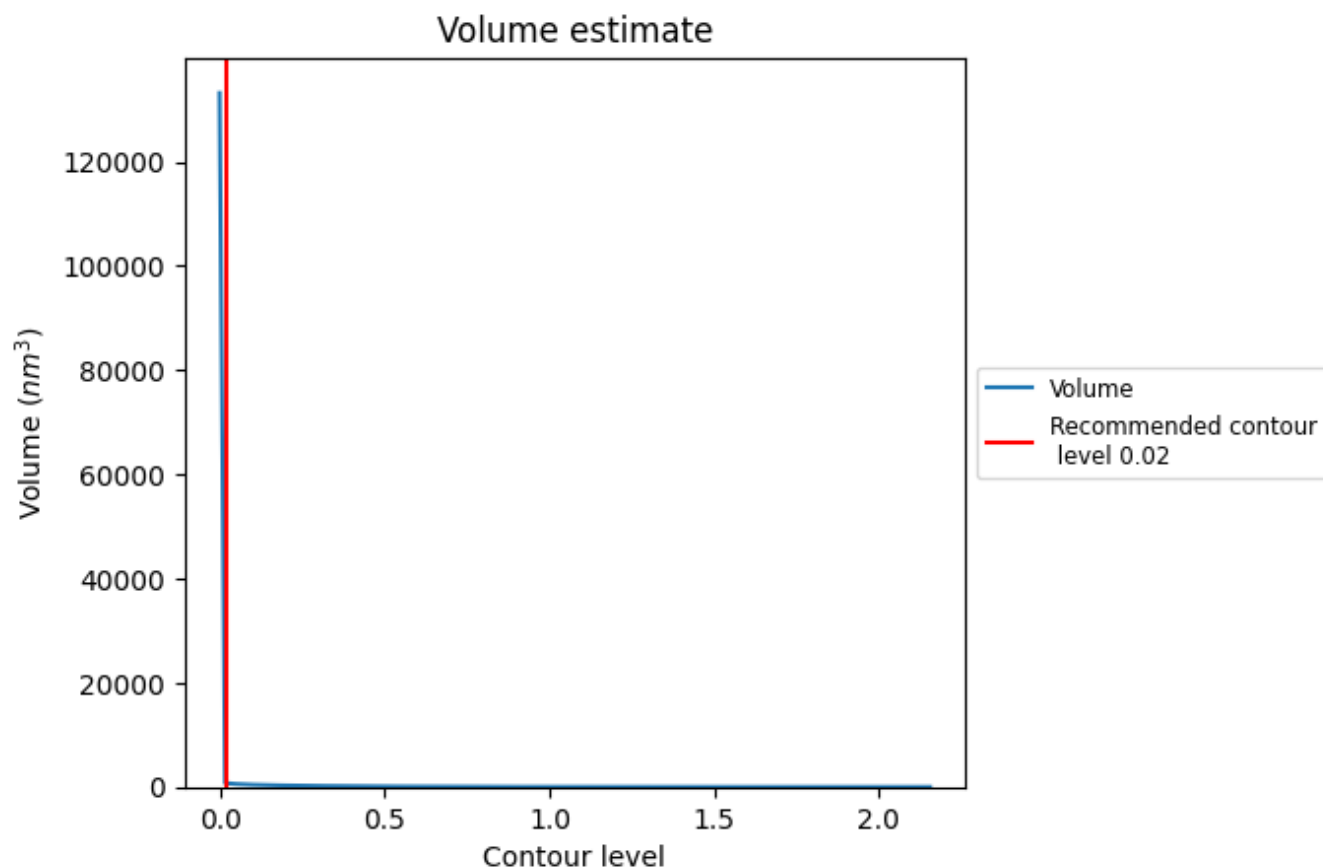
This section contains the results of statistical analysis of the map.

7.1 Map-value distribution [i](#)



The map-value distribution is plotted in 128 intervals along the x-axis. The y-axis is logarithmic. A spike in this graph at zero usually indicates that the volume has been masked.

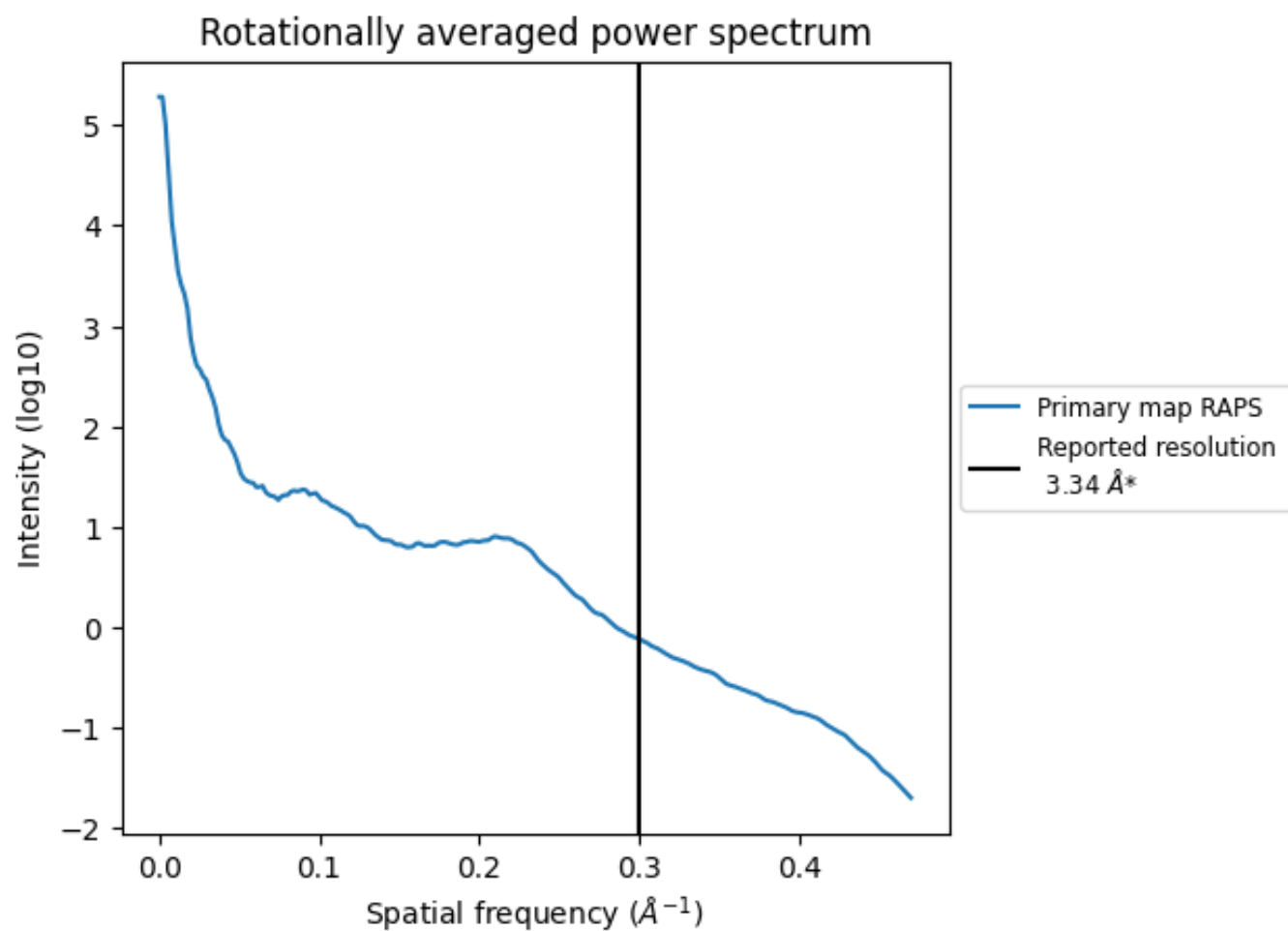
7.2 Volume estimate [i](#)



The volume at the recommended contour level is 713 nm^3 ; this corresponds to an approximate mass of 644 kDa.

The volume estimate graph shows how the enclosed volume varies with the contour level. The recommended contour level is shown as a vertical line and the intersection between the line and the curve gives the volume of the enclosed surface at the given level.

7.3 Rotationally averaged power spectrum ⓘ

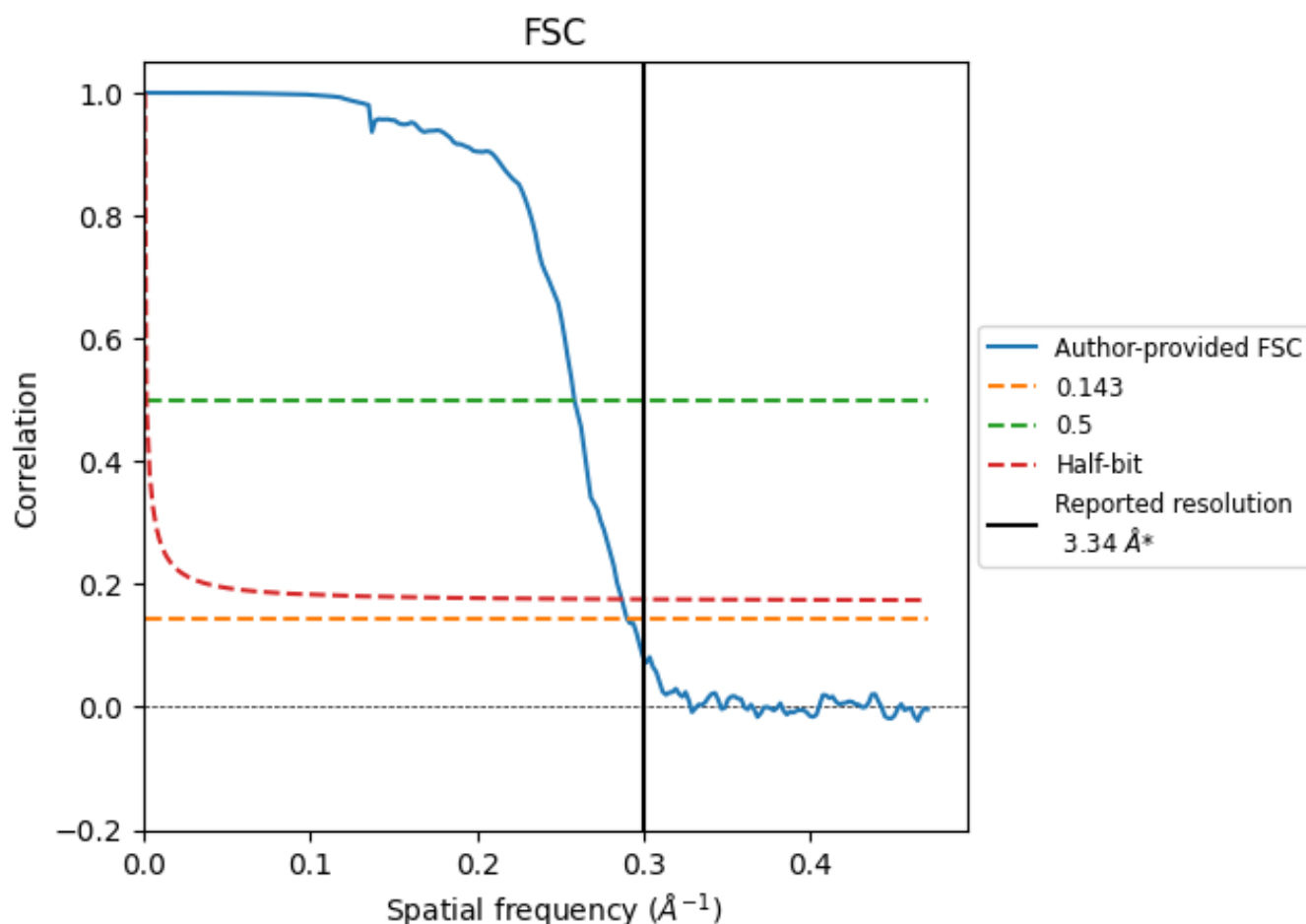


*Reported resolution corresponds to spatial frequency of 0.299 Å⁻¹

8 Fourier-Shell correlation [i](#)

Fourier-Shell Correlation (FSC) is the most commonly used method to estimate the resolution of single-particle and subtomogram-averaged maps. The shape of the curve depends on the imposed symmetry, mask and whether or not the two 3D reconstructions used were processed from a common reference. The reported resolution is shown as a black line. A curve is displayed for the half-bit criterion in addition to lines showing the 0.143 gold standard cut-off and 0.5 cut-off.

8.1 FSC [i](#)



*Reported resolution corresponds to spatial frequency of 0.299 \AA^{-1}

8.2 Resolution estimates [i](#)


Resolution estimate (Å)	Estimation criterion (FSC cut-off)		
	0.143	0.5	Half-bit
Reported by author	3.34	-	-
Author-provided FSC curve	3.45	3.87	3.49
Unmasked-calculated*	-	-	-

*Resolution estimate based on FSC curve calculated by comparison of deposited half-maps.

9 Map-model fit [i](#)

This section contains information regarding the fit between EMDB map EMD-32553 and PDB model 7WJZ. Per-residue inclusion information can be found in section [3](#) on page [27](#).

9.1 Map-model overlay [i](#)




The images above show the 3D surface view of the map at the recommended contour level 0.02 at 50% transparency in yellow overlaid with a ribbon representation of the model coloured in blue. These images allow for the visual assessment of the quality of fit between the atomic model and the map.

9.2 Q-score mapped to coordinate model [i](#)



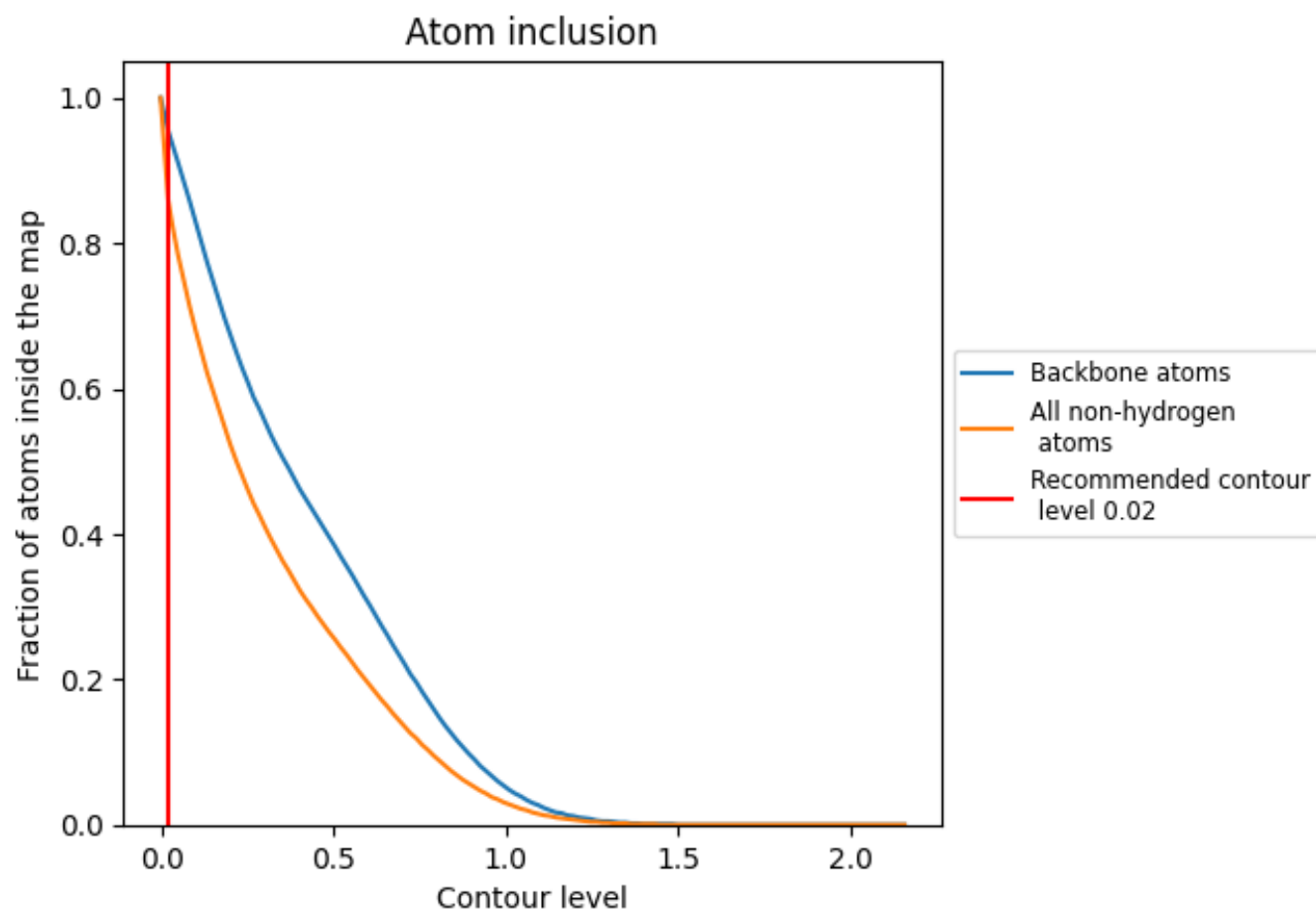
The images above show the model with each residue coloured according its Q-score. This shows their resolvability in the map with higher Q-score values reflecting better resolvability. Please note: Q-score is calculating the resolvability of atoms, and thus high values are only expected at resolutions at which atoms can be resolved. Low Q-score values may therefore be expected for many entries.

9.3 Atom inclusion mapped to coordinate model [i](#)



The images above show the model with each residue coloured according to its atom inclusion. This shows to what extent they are inside the map at the recommended contour level (0.02).







































9.4 Atom inclusion [i](#)



At the recommended contour level, 96% of all backbone atoms, 86% of all non-hydrogen atoms, are inside the map.

9.5 Map-model fit summary

The table lists the average atom inclusion at the recommended contour level (0.02) and Q-score for the entire model and for each chain.

Chain	Atom inclusion	Q-score
All	 0.8600	 0.2880
A	 0.7950	 0.1470
B	 0.8800	 0.3540
C	 0.7770	 0.0860
D	 0.8140	 0.1510
E	 0.8050	 0.1480
F	 0.8200	 0.1610
G	 0.8400	 0.1660
H	 0.8180	 0.1590
I	 0.8860	 0.3550
J	 0.8810	 0.3530
K	 0.8800	 0.3570
L	 0.8880	 0.3580
M	 0.8810	 0.3560
N	 0.7880	 0.0860
O	 0.7970	 0.0880
P	 0.7810	 0.0730
Q	 0.8010	 0.0800
R	 0.7700	 0.0700

