



Full wwPDB EM Validation Report ⓘ

Dec 15, 2024 – 08:26 AM EST

PDB ID : 5VC7
EMDB ID : EMD-8658
Title : VCP like ATPase from *T. acidophilum* (VAT) - conformation 1
Authors : Ripstein, Z.A.; Huang, R.; Augustyniak, R.; Kay, L.E.; Rubinstein, J.L.
Deposited on : 2017-03-31
Resolution : 3.90 Å(reported)

This is a Full wwPDB EM Validation Report for a publicly released PDB entry.

We welcome your comments at validation@mail.wwpdb.org

A user guide is available at

<https://www.wwpdb.org/validation/2017/EMValidationReportHelp>

with specific help available everywhere you see the ⓘ symbol.

The types of validation reports are described at

<http://www.wwpdb.org/validation/2017/FAQs#types>.

The following versions of software and data (see [references ⓘ](#)) were used in the production of this report:

EMDB validation analysis : 0.0.1.dev113
Mogul : 2022.3.0, CSD as543be (2022)
MolProbity : 4.02b-467
buster-report : 1.1.7 (2018)
Percentile statistics : 20231227.v01 (using entries in the PDB archive December 27th 2023)
MapQ : 1.9.13
Ideal geometry (proteins) : Engh & Huber (2001)
Ideal geometry (DNA, RNA) : Parkinson et al. (1996)
Validation Pipeline (wwPDB-VP) : 2.40

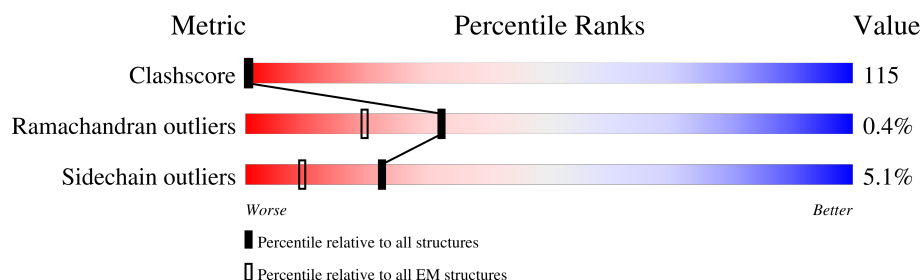
1 Overall quality at a glance

The following experimental techniques were used to determine the structure:

ELECTRON MICROSCOPY

The reported resolution of this entry is 3.90 Å.

Percentile scores (ranging between 0-100) for global validation metrics of the entry are shown in the following graphic. The table shows the number of entries on which the scores are based.



Metric	Whole archive (#Entries)	EM structures (#Entries)
Clashscore	210492	15764
Ramachandran outliers	207382	16835
Sidechain outliers	206894	16415

The table below summarises the geometric issues observed across the polymeric chains and their fit to the map. The red, orange, yellow and green segments of the bar indicate the fraction of residues that contain outliers for ≥ 3 , 2, 1 and 0 types of geometric quality criteria respectively. A grey segment represents the fraction of residues that are not modelled. The numeric value for each fraction is indicated below the corresponding segment, with a dot representing fractions $\leq 5\%$. The upper red bar (where present) indicates the fraction of residues that have poor fit to the EM map (all-atom inclusion $< 40\%$). The numeric value is given above the bar.

Mol	Chain	Length	Quality of chain
1	A	564	<div> <div>9%</div> <div>35%</div> <div>58%</div> <div>.</div> <div>.</div> </div>
1	C	564	<div> <div>9%</div> <div>35%</div> <div>57%</div> <div>.</div> <div>.</div> </div>
1	D	564	<div> <div>9%</div> <div>36%</div> <div>57%</div> <div>.</div> <div>.</div> </div>
1	E	564	<div> <div>9%</div> <div>36%</div> <div>57%</div> <div>.</div> <div>.</div> </div>
1	F	564	<div> <div>9%</div> <div>36%</div> <div>57%</div> <div>.</div> <div>.</div> </div>
1	G	564	<div> <div>8%</div> <div>36%</div> <div>57%</div> <div>.</div> <div>.</div> </div>

2 Entry composition

There are 2 unique types of molecules in this entry. The entry contains 23442 atoms, of which 144 are hydrogens and 0 are deuteriums.

In the tables below, the AltConf column contains the number of residues with at least one atom in alternate conformation and the Trace column contains the number of residues modelled with at most 2 atoms.

- Molecule 1 is a protein called VCP-like ATPase.

Mol	Chain	Residues	Atoms					AltConf	Trace
1	A	544	Total	C	N	O	S	0	0
			3821	2440	665	706	10		
1	C	544	Total	C	N	O	S	0	0
			3821	2440	665	706	10		
1	D	544	Total	C	N	O	S	0	0
			3821	2440	665	706	10		
1	E	544	Total	C	N	O	S	0	0
			3821	2440	665	706	10		
1	F	544	Total	C	N	O	S	0	0
			3821	2440	665	706	10		
1	G	544	Total	C	N	O	S	0	0
			3821	2440	665	706	10		

There are 6 discrepancies between the modelled and reference sequences:

Chain	Residue	Modelled	Actual	Comment	Reference
A	182	MET	-	expression tag	UNP O05209
C	182	MET	-	expression tag	UNP O05209
D	182	MET	-	expression tag	UNP O05209
E	182	MET	-	expression tag	UNP O05209
F	182	MET	-	expression tag	UNP O05209
G	182	MET	-	expression tag	UNP O05209

- Molecule 2 is ADENOSINE-5'-TRIPHOSPHATE (three-letter code: ATP) (formula: $C_{10}H_{16}N_5O_{13}P_3$).

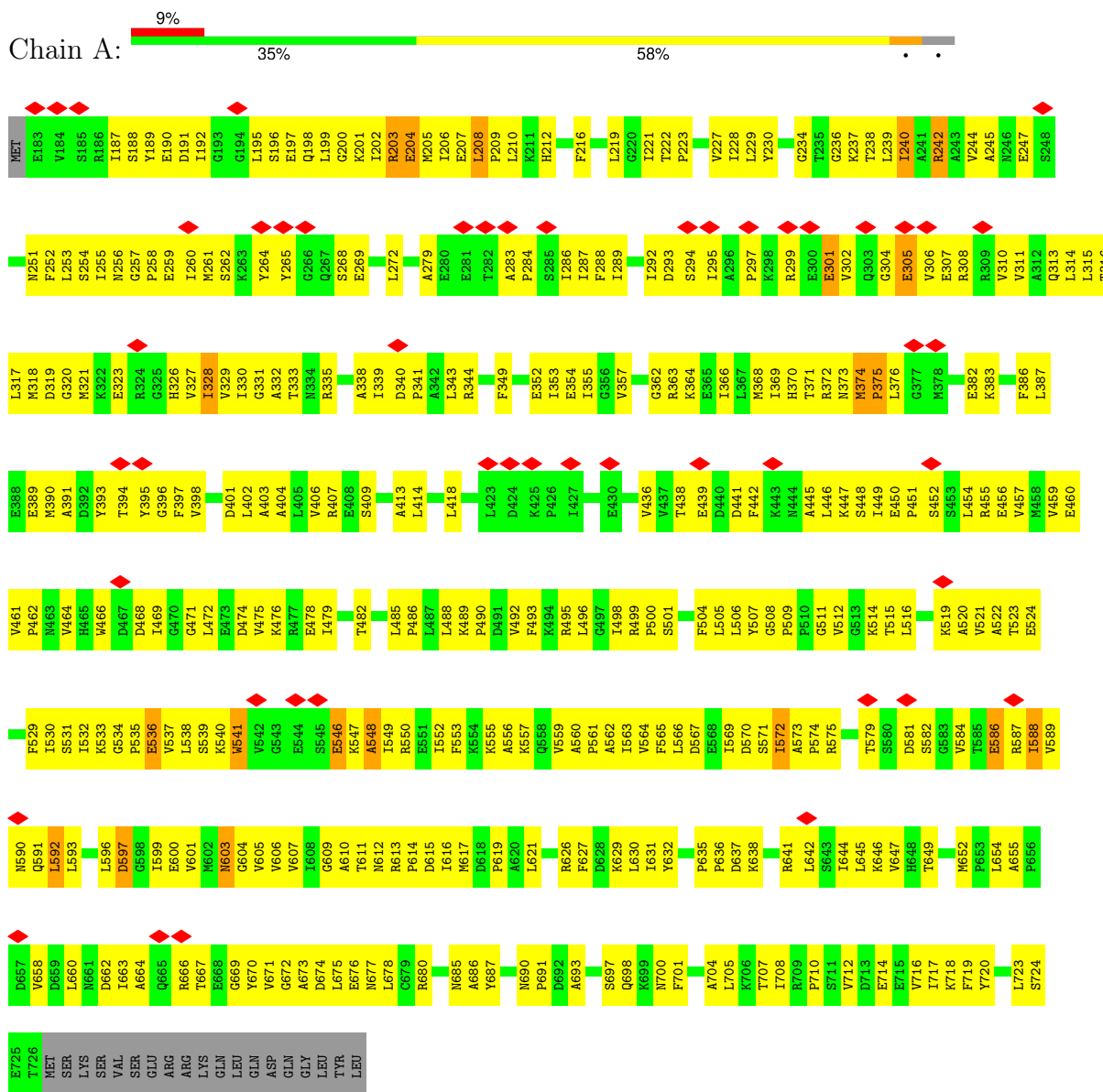


Mol	Chain	Residues	Atoms						AltConf
2	A	1	Total 43	C 10	H 12	N 5	O 13	P 3	0
2	A	1	Total 43	C 10	H 12	N 5	O 13	P 3	0
2	C	1	Total 43	C 10	H 12	N 5	O 13	P 3	0
2	C	1	Total 43	C 10	H 12	N 5	O 13	P 3	0
2	D	1	Total 43	C 10	H 12	N 5	O 13	P 3	0
2	D	1	Total 43	C 10	H 12	N 5	O 13	P 3	0
2	E	1	Total 43	C 10	H 12	N 5	O 13	P 3	0
2	E	1	Total 43	C 10	H 12	N 5	O 13	P 3	0
2	F	1	Total 43	C 10	H 12	N 5	O 13	P 3	0
2	F	1	Total 43	C 10	H 12	N 5	O 13	P 3	0
2	G	1	Total 43	C 10	H 12	N 5	O 13	P 3	0
2	G	1	Total 43	C 10	H 12	N 5	O 13	P 3	0

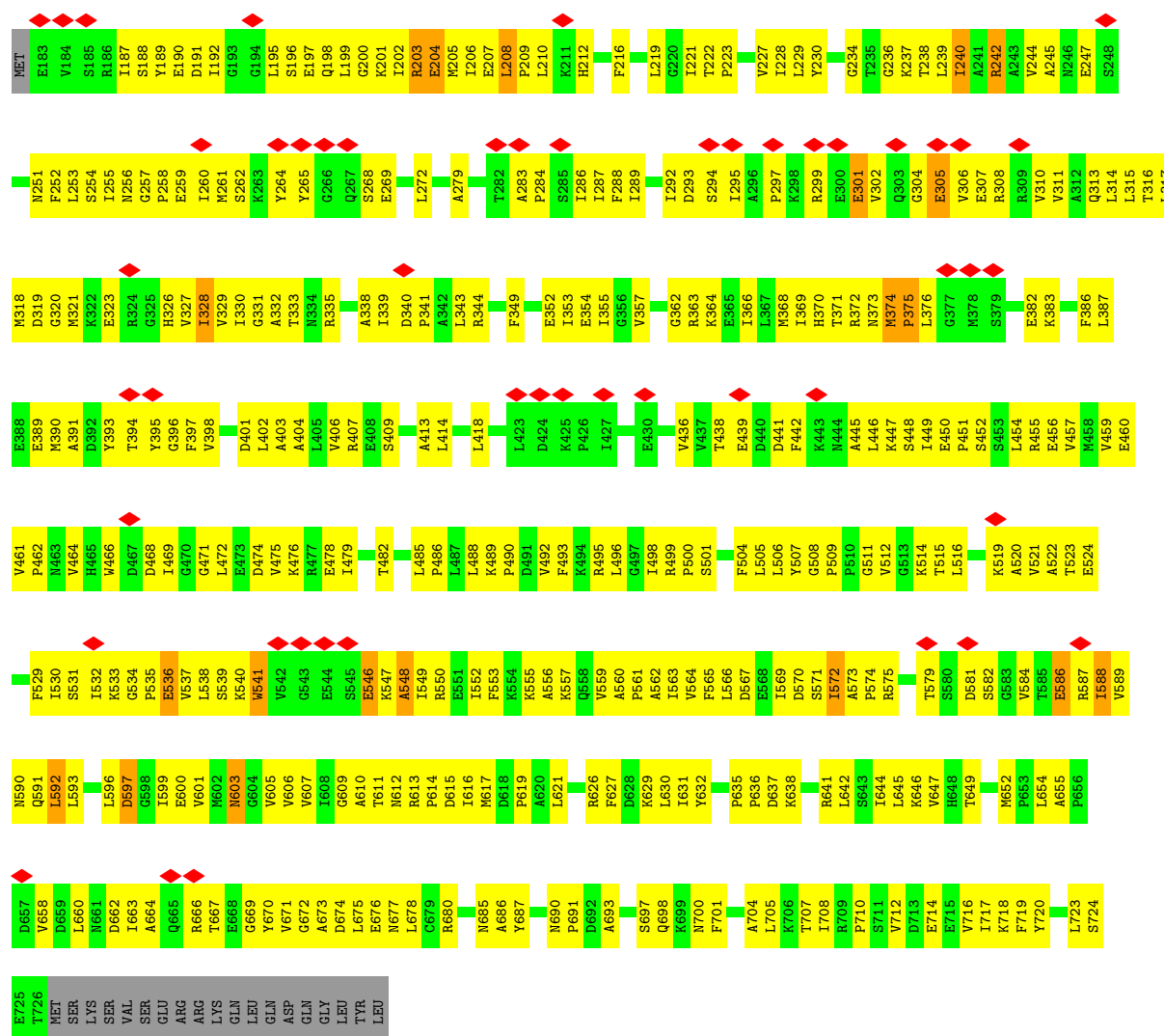
3 Residue-property plots

These plots are drawn for all protein, RNA, DNA and oligosaccharide chains in the entry. The first graphic for a chain summarises the proportions of the various outlier classes displayed in the second graphic. The second graphic shows the sequence view annotated by issues in geometry and atom inclusion in map density. Residues are color-coded according to the number of geometric quality criteria for which they contain at least one outlier: green = 0, yellow = 1, orange = 2 and red = 3 or more. A red diamond above a residue indicates a poor fit to the EM map for this residue (all-atom inclusion < 40%). Stretches of 2 or more consecutive residues without any outlier are shown as a green connector. Residues present in the sample, but not in the model, are shown in grey.

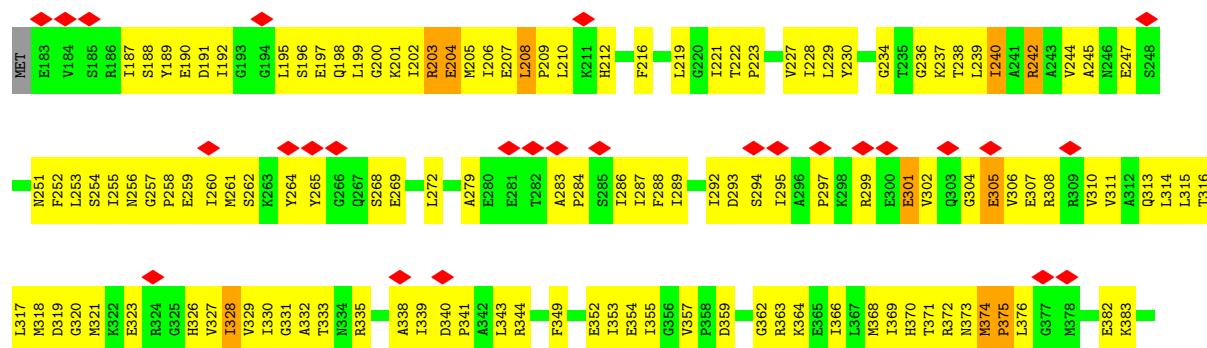
• Molecule 1: VCP-like ATPase

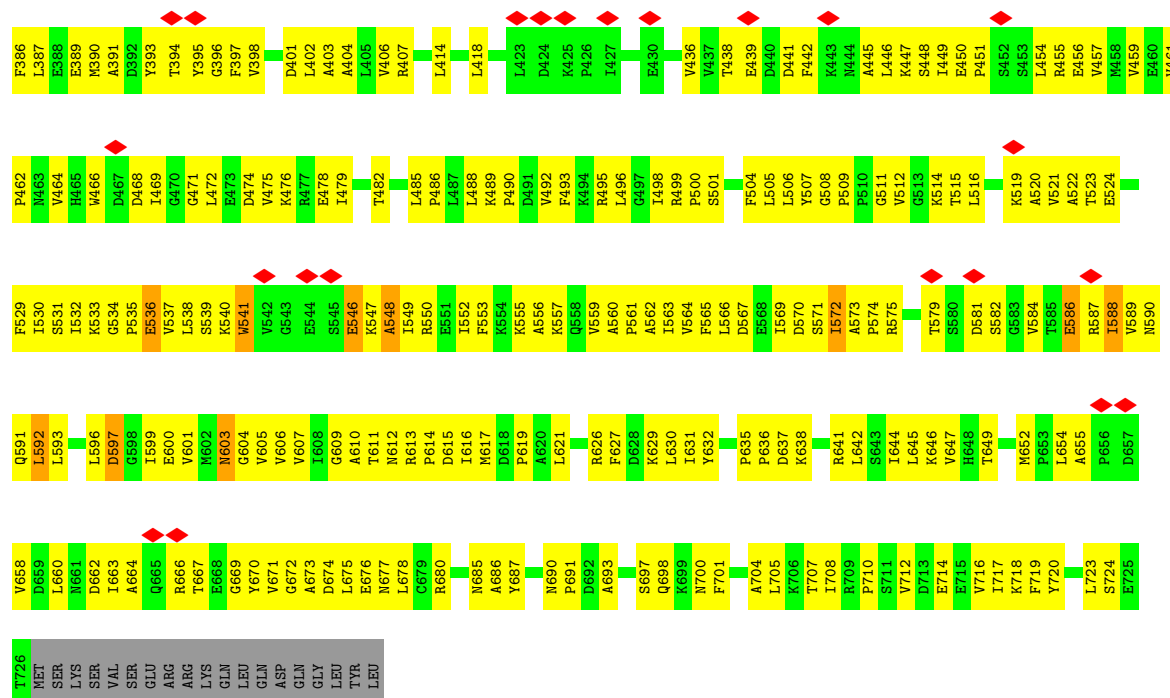


• Molecule 1: VCP-like ATPase

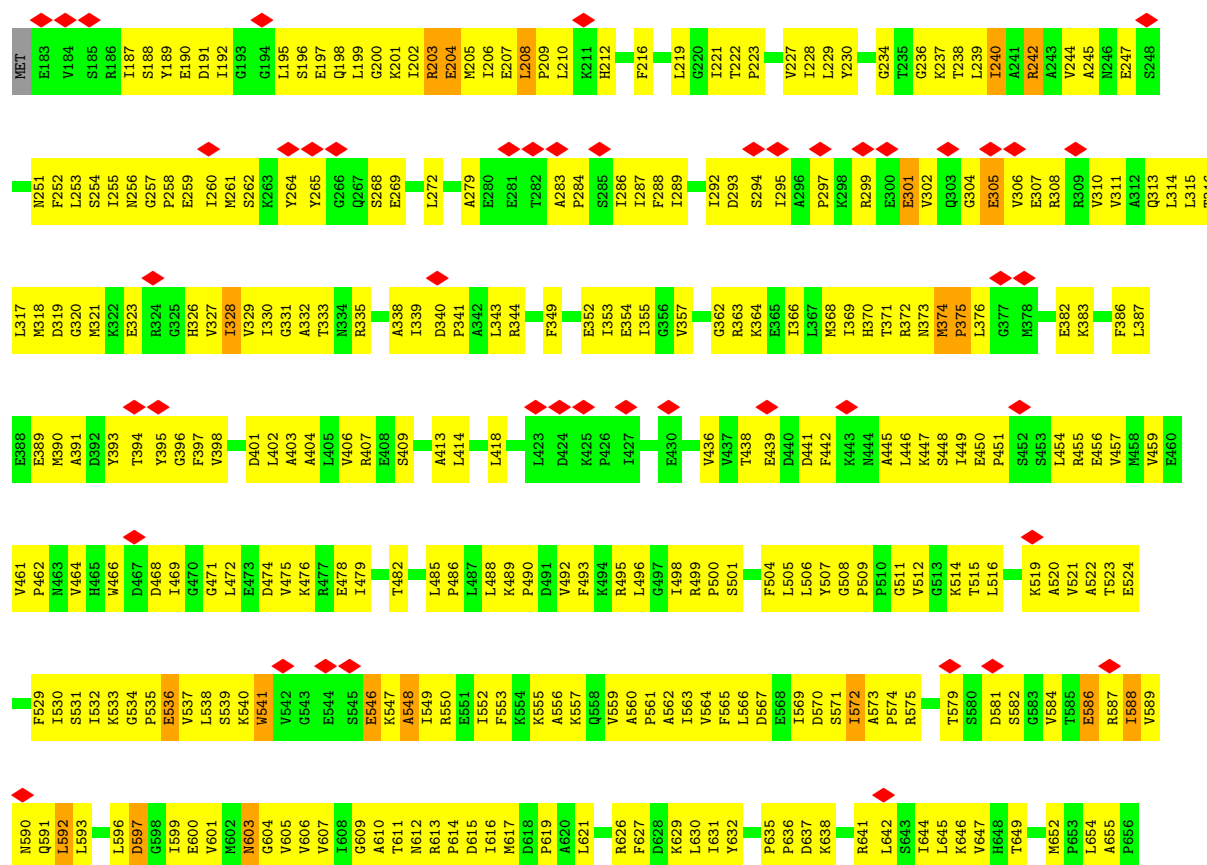


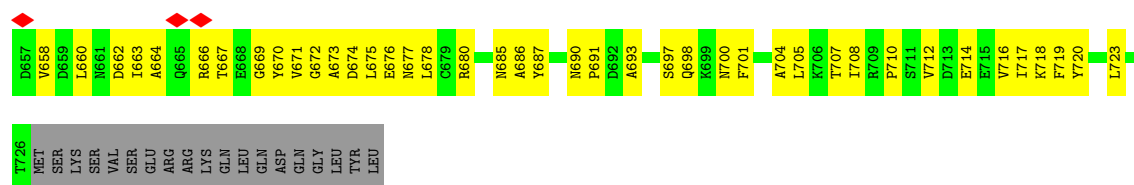
• Molecule 1: VCP-like ATPase



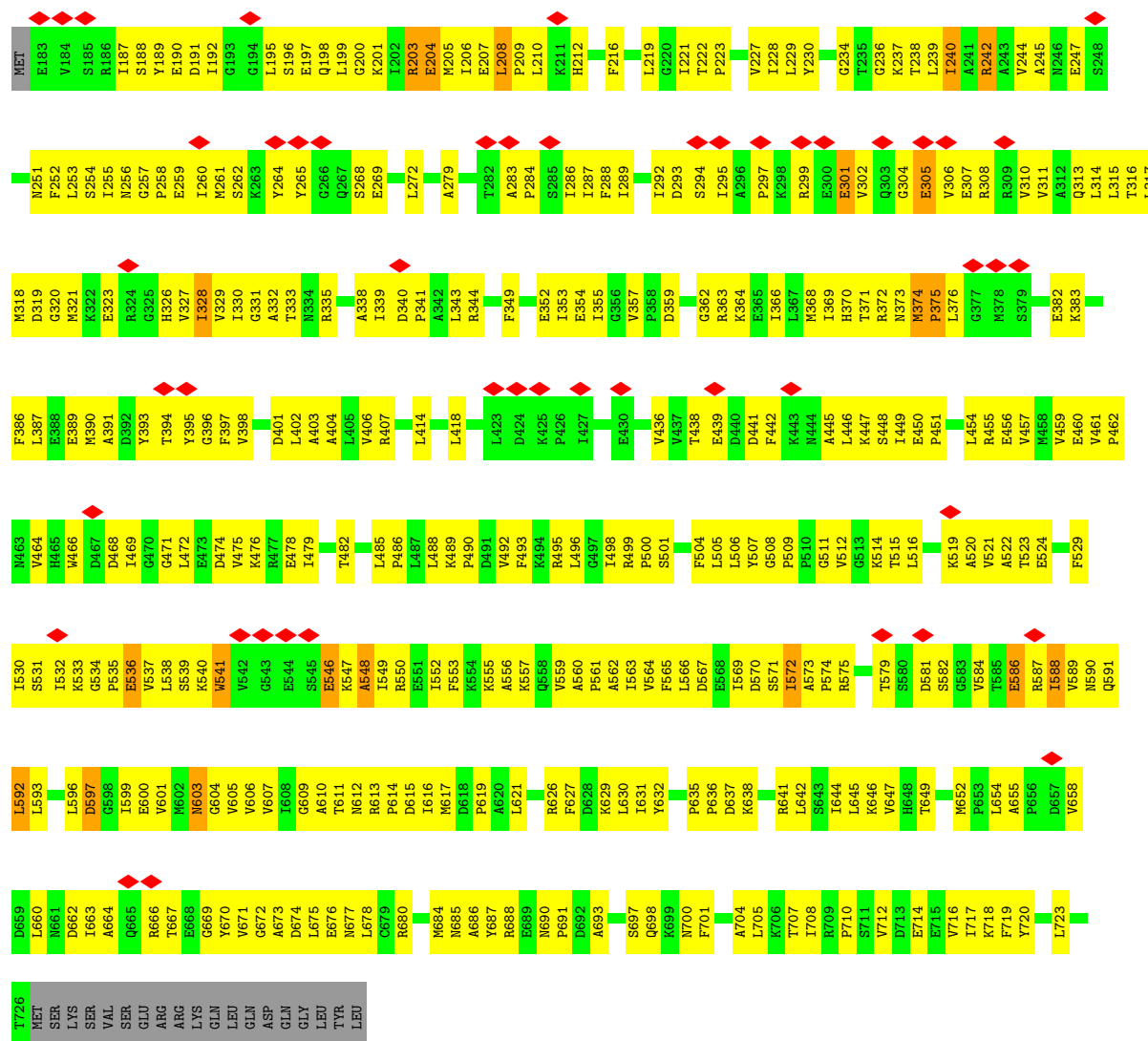


• Molecule 1: VCP-like ATPase

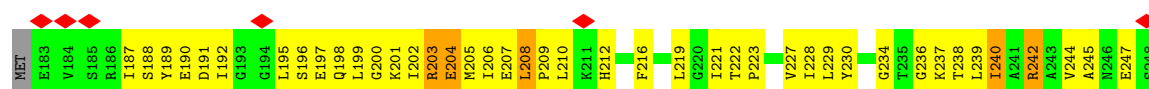




• Molecule 1: VCP-like ATPase



• Molecule 1: VCP-like ATPase



MET	V658	Q591	F529	P462	E389	L317	N251
SER	D659	L592	I530	R463	K390	N318	F252
LYS	L660	L593	S531	V464	D391	D319	L253
SER	N661	I532	H465	H466	D392	G320	S254
VAL	D662	L596	K533	D467	Y393	E323	I255
SER	I663	D597	G534	D468	T394	R324	N256
GLU	A664	G598	P535	I469	Y395	G325	C257
ARG	Q665	I599	E536	G470	G396	H326	P258
ARG	R666	E600	V537	G471	F397	H327	E259
LYS	T667	V601	L538	G472	V398	I328	I260
GLN	N602	S539	L472	E473	D401	V329	M261
LEU	K540	K540	L472	E473	L402	I330	S262
GLN	G604	V541	D474	E473	A403	G331	K263
ASP	G605	V542	V475	D474	A404	A332	Y264
GLN	V606	G543	K476	R477	L405	T333	Y265
GLY	V607	E544	R477	E478	V406	N334	G266
LEU	A673	S545	E478	I479	R407	R335	Q267
LEU	D674	G609	E546	T482	E408	A338	S268
LEU	L675	A610	K547	L485	S409	I339	E269
TYR	E676	T611	A548	P486	A413	D340	L272
LEU	N677	N612	R550	L487	L414	P341	A279
LEU	L678	R613	E551	L488	L418	A342	E280
LEU	R680	D615	F553	K489	L423	L343	E281
LEU	N685	M617	K554	P490	D424	R344	T282
LEU	A686	D618	K555	D491	K425	E352	A283
LEU	V687	P619	K557	V492	P426	I353	P284
LEU	N690	A620	Q558	L496	I427	E354	S285
LEU	D692	L621	V559	G497	E430	I355	I286
LEU	A693	R626	A560	I498	V436	G356	I287
LEU	S697	P627	P561	R499	V437	V357	F288
LEU	Q698	D628	A562	P500	T438	G362	I289
LEU	R699	K629	I563	S501	E439	R363	I292
LEU	N700	L630	V564	F504	D440	K364	D293
LEU	F701	Y632	F565	L506	D441	E365	S294
LEU	A704	P635	L566	Y507	F442	L367	I295
LEU	L705	D637	D567	G508	K443	M368	A296
LEU	K706	K638	E568	P509	N444	I369	P297
LEU	T707	R641	I572	G510	A445	H370	K298
LEU	R709	L642	A573	G511	L446	T371	R299
LEU	P710	S643	P574	V512	K447	R372	E300
LEU	S711	I644	R575	G513	S448	N373	E301
LEU	D713	L645	S571	K514	I449	M374	V302
LEU	D713	K646	I572	T515	E450	P375	Q303
LEU	E714	V647	L566	L516	P451	L376	G304
LEU	V715	H648	S580	K519	S452	G377	Q305
LEU	V716	T649	D581	A520	S453	M378	V306
LEU	I717	G652	G583	V521	L454	E382	E307
LEU	K718	N652	V584	A522	R455	Y383	R308
LEU	F719	P653	T585	V523	E456	K383	R309
LEU	Y720	L654	E586	T523	V457	F386	V310
LEU	L723	A655	R587	E524	M458	L387	V311
LEU	T726	P656	I588	E524	V459	E388	Q313
LEU		D657	N590		E460		L314
							L315
							T316

4 Experimental information

Property	Value	Source
EM reconstruction method	SINGLE PARTICLE	Depositor
Imposed symmetry	POINT, C6	Depositor
Number of particles used	75205	Depositor
Resolution determination method	FSC 0.143 CUT-OFF	Depositor
CTF correction method	PHASE FLIPPING AND AMPLITUDE CORRECTION	Depositor
Microscope	FEI TECNAI 20	Depositor
Voltage (kV)	200	Depositor
Electron dose ($e^-/\text{\AA}^2$)	35	Depositor
Minimum defocus (nm)	1700	Depositor
Maximum defocus (nm)	2900	Depositor
Magnification	25000	Depositor
Image detector	GATAN K2 SUMMIT (4k x 4k)	Depositor
Maximum map value	1.178	Depositor
Minimum map value	-0.693	Depositor
Average map value	-0.001	Depositor
Map value standard deviation	0.041	Depositor
Recommended contour level	0.25	Depositor
Map size (Å)	371.2, 371.2, 371.2	wwPDB
Map dimensions	256, 256, 256	wwPDB
Map angles (°)	90.0, 90.0, 90.0	wwPDB
Pixel spacing (Å)	1.45, 1.45, 1.45	Depositor

5 Model quality

5.1 Standard geometry

Bond lengths and bond angles in the following residue types are not validated in this section: ATP

The Z score for a bond length (or angle) is the number of standard deviations the observed value is removed from the expected value. A bond length (or angle) with $|Z| > 5$ is considered an outlier worth inspection. RMSZ is the root-mean-square of all Z scores of the bond lengths (or angles).

Mol	Chain	Bond lengths		Bond angles	
		RMSZ	$\# Z > 5$	RMSZ	$\# Z > 5$
1	A	0.39	0/3888	0.61	2/5320 (0.0%)
1	C	0.39	0/3888	0.61	2/5320 (0.0%)
1	D	0.39	0/3888	0.61	2/5320 (0.0%)
1	E	0.39	0/3888	0.61	2/5320 (0.0%)
1	F	0.39	0/3888	0.61	2/5320 (0.0%)
1	G	0.39	0/3888	0.61	2/5320 (0.0%)
All	All	0.39	0/23328	0.61	12/31920 (0.0%)

There are no bond length outliers.

All (12) bond angle outliers are listed below:

Mol	Chain	Res	Type	Atoms	Z	Observed(°)	Ideal(°)
1	A	374	MET	C-N-CD	5.43	139.81	128.40
1	D	374	MET	C-N-CD	5.42	139.78	128.40
1	E	374	MET	C-N-CD	5.41	139.77	128.40
1	G	374	MET	C-N-CD	5.41	139.76	128.40
1	C	374	MET	C-N-CD	5.41	139.75	128.40
1	F	374	MET	C-N-CD	5.41	139.75	128.40
1	C	588	ILE	N-CA-C	5.06	124.67	111.00
1	A	588	ILE	N-CA-C	5.05	124.64	111.00
1	D	588	ILE	N-CA-C	5.05	124.65	111.00
1	F	588	ILE	N-CA-C	5.05	124.65	111.00
1	E	588	ILE	N-CA-C	5.04	124.62	111.00
1	G	588	ILE	N-CA-C	5.04	124.59	111.00

There are no chirality outliers.

There are no planarity outliers.

5.2 Too-close contacts ⓘ

In the following table, the Non-H and H(model) columns list the number of non-hydrogen atoms and hydrogen atoms in the chain respectively. The H(added) column lists the number of hydrogen atoms added and optimized by MolProbity. The Clashes column lists the number of clashes within the asymmetric unit, whereas Symm-Clashes lists symmetry-related clashes.

Mol	Chain	Non-H	H(model)	H(added)	Clashes	Symm-Clashes
1	A	3821	0	3595	915	0
1	C	3821	0	3595	907	0
1	D	3821	0	3595	922	0
1	E	3821	0	3595	921	0
1	F	3821	0	3595	918	0
1	G	3821	0	3595	914	0
2	A	62	24	24	5	0
2	C	62	24	24	5	0
2	D	62	24	24	5	0
2	E	62	24	24	5	0
2	F	62	24	24	4	0
2	G	62	24	24	4	0
All	All	23298	144	21714	5185	0

The all-atom clashscore is defined as the number of clashes found per 1000 atoms (including hydrogen atoms). The all-atom clashscore for this structure is 115.

All (5185) close contacts within the same asymmetric unit are listed below, sorted by their clash magnitude.

Atom-1	Atom-2	Interatomic distance (Å)	Clash overlap (Å)
1:F:541:TRP:CZ2	1:F:548:ALA:HB1	1.12	1.65
1:G:541:TRP:CZ2	1:G:548:ALA:HB1	1.12	1.64
1:G:237:LYS:CA	1:G:240:ILE:HD11	1.23	1.64
1:F:237:LYS:CA	1:F:240:ILE:HD11	1.23	1.64
1:E:541:TRP:CZ2	1:E:548:ALA:CB	1.78	1.63
1:G:541:TRP:CZ2	1:G:548:ALA:CB	1.78	1.63
1:E:541:TRP:CZ2	1:E:548:ALA:HB1	1.12	1.62
1:F:541:TRP:CZ2	1:F:548:ALA:CB	1.78	1.62
1:D:541:TRP:CZ2	1:D:548:ALA:CB	1.78	1.62
1:D:599:ILE:CD1	1:D:605:VAL:HG23	1.28	1.62
1:A:541:TRP:CZ2	1:A:548:ALA:HB1	1.12	1.61
1:F:230:TYR:HB2	1:F:354:GLU:CG	1.14	1.61
1:C:230:TYR:HB2	1:C:354:GLU:CG	1.14	1.60
1:A:237:LYS:CA	1:A:240:ILE:HD11	1.23	1.60
1:A:230:TYR:HB2	1:A:354:GLU:CG	1.14	1.59

Continued on next page...

Continued from previous page...

Atom-1	Atom-2	Interatomic distance (Å)	Clash overlap (Å)
1:E:237:LYS:CA	1:E:240:ILE:HD11	1.23	1.59
1:G:230:TYR:HB2	1:G:354:GLU:CG	1.14	1.59
1:A:541:TRP:CZ2	1:A:548:ALA:CB	1.78	1.59
1:C:599:ILE:CD1	1:C:605:VAL:HG23	1.28	1.59
1:F:599:ILE:CD1	1:F:605:VAL:HG23	1.28	1.58
1:D:237:LYS:CA	1:D:240:ILE:HD11	1.23	1.58
1:C:541:TRP:CZ2	1:C:548:ALA:CB	1.78	1.58
1:D:541:TRP:CZ2	1:D:548:ALA:HB1	1.12	1.57
1:C:237:LYS:CA	1:C:240:ILE:HD11	1.23	1.57
1:C:541:TRP:CZ2	1:C:548:ALA:HB1	1.12	1.57
1:E:599:ILE:CD1	1:E:605:VAL:HG23	1.28	1.56
1:G:599:ILE:CD1	1:G:605:VAL:HG23	1.28	1.56
1:E:230:TYR:HB2	1:E:354:GLU:CG	1.14	1.55
1:D:230:TYR:HB2	1:D:354:GLU:CG	1.14	1.55
1:E:230:TYR:CB	1:E:354:GLU:HG2	1.35	1.54
1:D:599:ILE:CD1	1:D:605:VAL:CG2	1.86	1.53
1:C:569:ILE:CA	1:C:572:ILE:HD11	1.05	1.52
1:A:599:ILE:CD1	1:A:605:VAL:HG23	1.28	1.52
1:G:230:TYR:CB	1:G:354:GLU:HG2	1.35	1.51
1:A:230:TYR:CB	1:A:354:GLU:HG2	1.35	1.51
1:C:230:TYR:CB	1:C:354:GLU:HG2	1.35	1.51
1:D:230:TYR:CB	1:D:354:GLU:HG2	1.35	1.51
1:F:230:TYR:CB	1:F:354:GLU:HG2	1.35	1.51
1:A:237:LYS:HA	1:A:240:ILE:CD1	1.41	1.51
1:F:599:ILE:CD1	1:F:605:VAL:CG2	1.86	1.51
1:A:569:ILE:CA	1:A:572:ILE:HD11	1.05	1.50
1:C:237:LYS:HA	1:C:240:ILE:CD1	1.41	1.50
1:E:599:ILE:CD1	1:E:605:VAL:CG2	1.86	1.50
1:G:237:LYS:HA	1:G:240:ILE:CD1	1.41	1.50
1:E:593:LEU:HG	1:E:626:ARG:CZ	1.42	1.50
1:F:569:ILE:CA	1:F:572:ILE:HD11	1.05	1.50
1:G:237:LYS:CA	1:G:240:ILE:CD1	1.90	1.50
1:A:237:LYS:CA	1:A:240:ILE:CD1	1.90	1.50
1:C:599:ILE:CD1	1:C:605:VAL:CG2	1.86	1.49
1:D:593:LEU:HG	1:D:626:ARG:CZ	1.42	1.49
1:A:593:LEU:HD23	1:A:626:ARG:NH2	1.22	1.49
1:E:569:ILE:CA	1:E:572:ILE:HD11	1.05	1.49
1:F:466:TRP:CH2	1:F:524:GLU:HG2	1.48	1.49
1:A:593:LEU:HG	1:A:626:ARG:CZ	1.42	1.49
1:D:599:ILE:CG1	1:D:605:VAL:HG23	1.43	1.49
1:A:466:TRP:CH2	1:A:524:GLU:HG2	1.48	1.49

Continued on next page...

Continued from previous page...

Atom-1	Atom-2	Interatomic distance (Å)	Clash overlap (Å)
1:D:569:ILE:CA	1:D:572:ILE:HD11	1.05	1.49
1:G:593:LEU:HG	1:G:626:ARG:CZ	1.42	1.49
1:G:466:TRP:CH2	1:G:524:GLU:HG2	1.48	1.48
1:D:237:LYS:HA	1:D:240:ILE:CD1	1.41	1.48
1:E:295:ILE:HD12	1:E:314:LEU:CD1	1.44	1.48
1:G:593:LEU:HD23	1:G:626:ARG:NH2	1.21	1.48
1:C:466:TRP:CH2	1:C:524:GLU:HG2	1.48	1.48
1:C:599:ILE:CG1	1:C:605:VAL:HG23	1.43	1.48
1:E:466:TRP:CH2	1:E:524:GLU:HG2	1.48	1.48
1:F:295:ILE:HD12	1:F:314:LEU:CD1	1.43	1.48
1:C:237:LYS:CA	1:C:240:ILE:CD1	1.90	1.48
1:F:237:LYS:CA	1:F:240:ILE:CD1	1.90	1.48
1:E:599:ILE:CG1	1:E:605:VAL:HG23	1.43	1.48
1:G:569:ILE:CA	1:G:572:ILE:HD11	1.05	1.48
1:A:599:ILE:CD1	1:A:605:VAL:CG2	1.86	1.47
1:G:599:ILE:CD1	1:G:605:VAL:CG2	1.86	1.47
1:A:541:TRP:CE2	1:A:548:ALA:CB	1.97	1.47
1:E:541:TRP:CE2	1:E:548:ALA:CB	1.97	1.47
1:C:593:LEU:HG	1:C:626:ARG:CZ	1.42	1.47
1:A:599:ILE:CG1	1:A:605:VAL:HG23	1.43	1.46
1:D:295:ILE:HD12	1:D:314:LEU:CD1	1.44	1.46
1:F:593:LEU:HG	1:F:626:ARG:CZ	1.42	1.46
1:F:599:ILE:CG1	1:F:605:VAL:HG23	1.43	1.46
1:D:541:TRP:CE2	1:D:548:ALA:CB	1.97	1.46
1:F:541:TRP:CE2	1:F:548:ALA:CB	1.97	1.46
1:G:541:TRP:CE2	1:G:548:ALA:CB	1.97	1.46
1:A:295:ILE:HD12	1:A:314:LEU:CD1	1.44	1.45
1:C:295:ILE:HD12	1:C:314:LEU:CD1	1.44	1.45
1:C:541:TRP:CE2	1:C:548:ALA:CB	1.97	1.45
1:E:237:LYS:HA	1:E:240:ILE:CD1	1.41	1.45
1:E:546:GLU:HB3	1:E:587:ARG:CB	1.41	1.45
1:G:295:ILE:HD12	1:G:314:LEU:CD1	1.44	1.45
1:C:599:ILE:CG1	1:C:605:VAL:CG2	1.94	1.45
1:D:237:LYS:CA	1:D:240:ILE:CD1	1.90	1.45
1:D:466:TRP:CH2	1:D:524:GLU:HG2	1.48	1.45
1:E:237:LYS:CA	1:E:240:ILE:CD1	1.90	1.45
1:G:599:ILE:CG1	1:G:605:VAL:HG23	1.43	1.45
1:F:599:ILE:CG1	1:F:605:VAL:CG2	1.94	1.44
1:C:593:LEU:HD23	1:C:626:ARG:NH2	1.22	1.44
1:A:546:GLU:HB3	1:A:587:ARG:CB	1.41	1.44
1:E:599:ILE:CG1	1:E:605:VAL:CG2	1.94	1.43

Continued on next page...

Continued from previous page...

Atom-1	Atom-2	Interatomic distance (Å)	Clash overlap (Å)
1:F:237:LYS:C	1:F:240:ILE:CD1	1.87	1.43
1:F:599:ILE:HG13	1:F:605:VAL:CG2	1.49	1.43
1:A:599:ILE:CG1	1:A:605:VAL:CG2	1.94	1.42
1:D:237:LYS:C	1:D:240:ILE:CD1	1.87	1.42
1:G:237:LYS:C	1:G:240:ILE:CD1	1.87	1.42
1:G:599:ILE:CG1	1:G:605:VAL:CG2	1.94	1.42
1:G:599:ILE:HG13	1:G:605:VAL:CG2	1.49	1.42
1:E:599:ILE:HG13	1:E:605:VAL:CG2	1.49	1.42
1:C:237:LYS:C	1:C:240:ILE:CD1	1.87	1.42
1:F:593:LEU:HD23	1:F:626:ARG:NH2	1.21	1.42
1:G:255:ILE:HB	1:G:289:ILE:CG1	1.50	1.42
1:C:541:TRP:CE2	1:C:548:ALA:HB2	1.55	1.42
1:E:593:LEU:HD23	1:E:626:ARG:NH2	1.21	1.42
1:F:237:LYS:HA	1:F:240:ILE:CD1	1.41	1.42
1:A:255:ILE:HB	1:A:289:ILE:CG1	1.50	1.41
1:F:255:ILE:HB	1:F:289:ILE:CG1	1.50	1.41
1:G:541:TRP:CE2	1:G:548:ALA:HB2	1.55	1.41
1:D:599:ILE:CG1	1:D:605:VAL:CG2	1.94	1.41
1:A:237:LYS:C	1:A:240:ILE:CD1	1.87	1.40
1:C:255:ILE:CB	1:C:289:ILE:HG12	1.51	1.40
1:D:255:ILE:CB	1:D:289:ILE:HG12	1.51	1.40
1:A:255:ILE:CB	1:A:289:ILE:HG12	1.51	1.40
1:C:255:ILE:HB	1:C:289:ILE:CG1	1.50	1.40
1:E:255:ILE:CB	1:E:289:ILE:HG12	1.51	1.40
1:E:255:ILE:HB	1:E:289:ILE:CG1	1.50	1.40
1:A:255:ILE:O	1:A:289:ILE:CG2	1.70	1.40
1:F:255:ILE:CB	1:F:289:ILE:HG12	1.51	1.40
1:E:237:LYS:C	1:E:240:ILE:CD1	1.87	1.40
1:F:541:TRP:CE2	1:F:548:ALA:HB2	1.55	1.40
1:G:255:ILE:CB	1:G:289:ILE:HG12	1.51	1.40
1:F:593:LEU:CD2	1:F:626:ARG:NH2	1.84	1.40
1:C:255:ILE:O	1:C:289:ILE:CG2	1.70	1.39
1:D:255:ILE:HB	1:D:289:ILE:CG1	1.50	1.39
1:E:593:LEU:CD2	1:E:626:ARG:NH2	1.84	1.39
1:C:546:GLU:HB3	1:C:587:ARG:CB	1.41	1.39
1:E:541:TRP:CE2	1:E:548:ALA:HB2	1.55	1.39
1:D:237:LYS:O	1:D:240:ILE:CD1	1.71	1.38
1:E:237:LYS:O	1:E:240:ILE:CD1	1.71	1.38
1:D:593:LEU:CD2	1:D:626:ARG:NH2	1.84	1.38
1:G:255:ILE:O	1:G:289:ILE:CG2	1.70	1.38
1:A:541:TRP:CE2	1:A:548:ALA:HB2	1.55	1.37

Continued on next page...

Continued from previous page...

Atom-1	Atom-2	Interatomic distance (Å)	Clash overlap (Å)
1:D:599:ILE:HG13	1:D:605:VAL:CG2	1.49	1.38
1:F:546:GLU:HB3	1:F:587:ARG:CB	1.41	1.38
1:G:593:LEU:CD2	1:G:626:ARG:NH2	1.84	1.38
1:A:593:LEU:CD2	1:A:626:ARG:NH2	1.84	1.37
1:C:593:LEU:CD2	1:C:626:ARG:NH2	1.84	1.37
1:D:593:LEU:HD23	1:D:626:ARG:NH2	1.21	1.37
1:A:237:LYS:O	1:A:240:ILE:CD1	1.71	1.37
1:G:546:GLU:HB3	1:G:587:ARG:CB	1.41	1.37
1:D:255:ILE:O	1:D:289:ILE:CG2	1.70	1.37
1:F:237:LYS:O	1:F:240:ILE:CD1	1.71	1.36
1:F:255:ILE:O	1:F:289:ILE:CG2	1.70	1.36
1:E:255:ILE:O	1:E:289:ILE:CG2	1.70	1.36
1:G:569:ILE:HA	1:G:572:ILE:CD1	0.88	1.35
1:A:569:ILE:HA	1:A:572:ILE:CD1	0.88	1.35
1:A:599:ILE:HG13	1:A:605:VAL:CG2	1.49	1.35
1:F:569:ILE:HA	1:F:572:ILE:CD1	0.88	1.35
1:G:237:LYS:O	1:G:240:ILE:CD1	1.71	1.35
1:C:237:LYS:O	1:C:240:ILE:CD1	1.71	1.34
1:C:569:ILE:HA	1:C:572:ILE:CD1	0.88	1.34
1:C:599:ILE:HG13	1:C:605:VAL:CG2	1.49	1.34
1:E:569:ILE:HA	1:E:572:ILE:CD1	0.88	1.34
1:D:541:TRP:CE2	1:D:548:ALA:HB2	1.55	1.34
1:D:569:ILE:HA	1:D:572:ILE:CD1	0.87	1.34
1:F:305:GLU:HG3	1:G:265:TYR:CE2	1.62	1.33
1:D:305:GLU:HG3	1:E:265:TYR:CE2	1.62	1.33
1:D:546:GLU:HB3	1:D:587:ARG:CB	1.41	1.32
1:A:265:TYR:CE2	1:G:305:GLU:HG3	1.62	1.32
1:A:305:GLU:HG3	1:C:265:TYR:CE2	1.62	1.32
1:E:305:GLU:HG3	1:F:265:TYR:CE2	1.62	1.32
1:C:305:GLU:HG3	1:D:265:TYR:CE2	1.62	1.32
1:C:599:ILE:HD11	1:C:605:VAL:CG2	1.52	1.30
1:F:599:ILE:HD11	1:F:605:VAL:CG2	1.52	1.30
1:G:228:ILE:HG21	1:G:230:TYR:CE1	1.66	1.30
1:C:228:ILE:HG21	1:C:230:TYR:CE1	1.66	1.29
1:F:228:ILE:HG21	1:F:230:TYR:CE1	1.66	1.29
1:E:599:ILE:HD11	1:E:605:VAL:CG2	1.52	1.29
1:A:228:ILE:HG21	1:A:230:TYR:CE1	1.67	1.29
1:D:228:ILE:HG21	1:D:230:TYR:CE1	1.66	1.28
1:E:228:ILE:HG21	1:E:230:TYR:CE1	1.66	1.28
1:E:500:PRO:CG	1:E:601:VAL:HG11	1.63	1.28
1:F:500:PRO:CG	1:F:601:VAL:HG11	1.63	1.28

Continued on next page...

Continued from previous page...

Atom-1	Atom-2	Interatomic distance (Å)	Clash overlap (Å)
1:C:237:LYS:O	1:C:240:ILE:HD13	1.29	1.27
1:C:500:PRO:CG	1:C:601:VAL:HG11	1.63	1.27
1:F:593:LEU:HA	1:F:626:ARG:NH1	1.51	1.26
1:E:536:GLU:HA	1:E:539:SER:OG	1.09	1.26
1:G:599:ILE:HD11	1:G:605:VAL:CG2	1.52	1.26
1:A:500:PRO:CG	1:A:601:VAL:HG11	1.63	1.26
1:D:500:PRO:CG	1:D:601:VAL:HG11	1.63	1.26
1:F:536:GLU:HA	1:F:539:SER:OG	1.09	1.26
1:G:500:PRO:CG	1:G:601:VAL:HG11	1.63	1.26
1:C:593:LEU:HA	1:C:626:ARG:NH1	1.51	1.25
1:D:599:ILE:HD11	1:D:605:VAL:CG2	1.52	1.25
1:E:593:LEU:HA	1:E:626:ARG:NH1	1.51	1.25
1:G:593:LEU:HA	1:G:626:ARG:NH1	1.51	1.25
1:A:593:LEU:HA	1:A:626:ARG:NH1	1.51	1.25
1:D:569:ILE:CB	1:D:572:ILE:HD11	1.67	1.25
1:D:536:GLU:HA	1:D:539:SER:OG	1.09	1.24
1:D:593:LEU:HA	1:D:626:ARG:NH1	1.51	1.24
1:A:599:ILE:HD11	1:A:605:VAL:CG2	1.52	1.24
1:C:569:ILE:CB	1:C:572:ILE:HD11	1.67	1.24
1:E:536:GLU:CA	1:E:539:SER:OG	1.86	1.24
1:E:569:ILE:CB	1:E:572:ILE:HD11	1.67	1.24
1:C:242:ARG:CZ	1:C:252:PHE:CZ	2.21	1.24
1:D:242:ARG:CZ	1:D:252:PHE:CZ	2.21	1.24
1:A:242:ARG:CZ	1:A:252:PHE:CZ	2.21	1.24
1:C:536:GLU:CA	1:C:539:SER:OG	1.86	1.24
1:D:536:GLU:CA	1:D:539:SER:OG	1.86	1.23
1:F:569:ILE:O	1:F:572:ILE:HG12	1.36	1.23
1:A:237:LYS:O	1:A:240:ILE:HD13	1.29	1.23
1:G:569:ILE:CB	1:G:572:ILE:HD11	1.67	1.23
1:A:536:GLU:CA	1:A:539:SER:OG	1.86	1.23
1:F:536:GLU:CA	1:F:539:SER:OG	1.86	1.23
1:G:536:GLU:HA	1:G:539:SER:OG	1.09	1.23
1:G:536:GLU:CA	1:G:539:SER:OG	1.86	1.23
1:E:242:ARG:CZ	1:E:252:PHE:CZ	2.21	1.23
1:E:569:ILE:O	1:E:572:ILE:HG12	1.36	1.23
1:D:590:ASN:HD21	1:E:538:LEU:CD2	1.52	1.23
1:A:569:ILE:CB	1:A:572:ILE:HD11	1.67	1.22
1:F:228:ILE:CG2	1:F:230:TYR:CE1	2.22	1.22
1:C:228:ILE:CG2	1:C:230:TYR:CE1	2.22	1.22
1:C:590:ASN:HD21	1:D:538:LEU:CD2	1.53	1.22
1:D:499:ARG:O	1:E:680:ARG:NH1	1.72	1.22

Continued on next page...

Continued from previous page...

Atom-1	Atom-2	Interatomic distance (Å)	Clash overlap (Å)
1:F:242:ARG:CZ	1:F:252:PHE:CZ	2.21	1.22
1:G:242:ARG:CZ	1:G:252:PHE:CZ	2.21	1.22
1:G:569:ILE:O	1:G:572:ILE:HG12	1.36	1.22
1:D:228:ILE:CG2	1:D:230:TYR:CE1	2.22	1.22
1:E:499:ARG:O	1:F:680:ARG:NH1	1.72	1.22
1:E:590:ASN:HD21	1:F:538:LEU:CD2	1.53	1.22
1:F:569:ILE:CB	1:F:572:ILE:HD11	1.67	1.22
1:D:569:ILE:O	1:D:572:ILE:HG12	1.36	1.21
1:C:569:ILE:O	1:C:572:ILE:HG12	1.36	1.21
1:F:590:ASN:HD21	1:G:538:LEU:CD2	1.53	1.21
1:A:536:GLU:HA	1:A:539:SER:OG	1.09	1.21
1:A:590:ASN:HD21	1:C:538:LEU:CD2	1.53	1.21
1:E:272:LEU:HD21	1:E:310:VAL:HG13	1.22	1.21
1:A:500:PRO:HB2	1:A:601:VAL:CG2	1.71	1.21
1:G:228:ILE:CG2	1:G:230:TYR:CE1	2.23	1.21
1:A:228:ILE:CG2	1:A:230:TYR:CE1	2.23	1.21
1:C:536:GLU:HA	1:C:539:SER:OG	1.09	1.21
1:E:228:ILE:CG2	1:E:230:TYR:CE1	2.23	1.21
1:A:538:LEU:CD2	1:G:590:ASN:HD21	1.52	1.20
1:C:546:GLU:OE2	1:C:587:ARG:CA	1.89	1.20
1:F:500:PRO:HB2	1:F:601:VAL:CG2	1.71	1.20
1:A:536:GLU:OE2	1:A:540:LYS:CB	1.90	1.20
1:A:569:ILE:O	1:A:572:ILE:HG12	1.37	1.20
1:A:593:LEU:HG	1:A:626:ARG:NH1	1.56	1.20
1:D:500:PRO:HB2	1:D:601:VAL:CG2	1.71	1.20
1:C:230:TYR:CB	1:C:354:GLU:CG	2.03	1.20
1:G:500:PRO:HB2	1:G:601:VAL:CG2	1.71	1.19
1:A:546:GLU:OE2	1:A:587:ARG:CA	1.89	1.19
1:C:499:ARG:O	1:D:680:ARG:NH1	1.72	1.19
1:E:593:LEU:HG	1:E:626:ARG:NH1	1.56	1.19
1:A:499:ARG:O	1:C:680:ARG:NH1	1.72	1.19
1:A:680:ARG:NH1	1:G:499:ARG:O	1.72	1.19
1:C:500:PRO:HB2	1:C:601:VAL:CG2	1.71	1.19
1:C:536:GLU:OE2	1:C:540:LYS:CB	1.90	1.19
1:F:569:ILE:O	1:F:572:ILE:CG1	1.91	1.19
1:G:536:GLU:OE2	1:G:540:LYS:CB	1.90	1.19
1:C:187:ILE:HG21	1:C:242:ARG:CG	1.73	1.19
1:A:187:ILE:HG21	1:A:242:ARG:CG	1.73	1.19
1:D:187:ILE:HG21	1:D:242:ARG:CG	1.73	1.19
1:E:500:PRO:HB2	1:E:601:VAL:CG2	1.71	1.19
1:E:569:ILE:O	1:E:572:ILE:CG1	1.91	1.19

Continued on next page...

Continued from previous page...

Atom-1	Atom-2	Interatomic distance (Å)	Clash overlap (Å)
1:C:593:LEU:HG	1:C:626:ARG:NH1	1.56	1.18
1:E:466:TRP:CH2	1:E:524:GLU:CG	2.26	1.18
1:F:499:ARG:O	1:G:680:ARG:NH1	1.72	1.18
1:F:536:GLU:OE2	1:F:540:LYS:CB	1.90	1.18
1:F:546:GLU:OE2	1:F:587:ARG:CA	1.89	1.18
1:G:466:TRP:CH2	1:G:524:GLU:CG	2.26	1.18
1:A:230:TYR:CB	1:A:354:GLU:CG	2.03	1.18
1:D:593:LEU:CG	1:D:626:ARG:CZ	2.22	1.18
1:E:536:GLU:OE2	1:E:540:LYS:CB	1.90	1.18
1:E:546:GLU:OE2	1:E:587:ARG:CA	1.89	1.18
1:F:593:LEU:HG	1:F:626:ARG:NH1	1.56	1.18
1:G:546:GLU:OE2	1:G:587:ARG:CA	1.90	1.18
1:G:569:ILE:O	1:G:572:ILE:CG1	1.91	1.18
1:G:593:LEU:HG	1:G:626:ARG:NH1	1.56	1.18
1:D:536:GLU:OE2	1:D:540:LYS:CB	1.90	1.18
1:G:187:ILE:HG21	1:G:242:ARG:CG	1.73	1.18
1:A:272:LEU:HD21	1:A:310:VAL:CG1	1.74	1.18
1:D:593:LEU:HG	1:D:626:ARG:NH1	1.56	1.18
1:E:187:ILE:HG21	1:E:242:ARG:CG	1.73	1.18
1:A:466:TRP:CH2	1:A:524:GLU:CG	2.26	1.17
1:D:569:ILE:O	1:D:572:ILE:CG1	1.91	1.17
1:F:272:LEU:HD21	1:F:310:VAL:HG13	1.22	1.17
1:C:305:GLU:CG	1:D:265:TYR:HE2	1.57	1.17
1:C:569:ILE:O	1:C:572:ILE:CG1	1.91	1.17
1:D:242:ARG:CZ	1:D:252:PHE:HZ	1.55	1.17
1:D:305:GLU:CG	1:E:265:TYR:HE2	1.57	1.17
1:D:466:TRP:CH2	1:D:524:GLU:CG	2.26	1.17
1:E:242:ARG:CZ	1:E:252:PHE:HZ	1.55	1.17
1:G:272:LEU:HD21	1:G:310:VAL:CG1	1.74	1.17
1:D:569:ILE:CA	1:D:572:ILE:CD1	1.80	1.17
1:F:466:TRP:CH2	1:F:524:GLU:CG	2.26	1.17
1:A:569:ILE:O	1:A:572:ILE:CG1	1.91	1.17
1:G:593:LEU:CG	1:G:626:ARG:CZ	2.22	1.17
1:C:272:LEU:HD21	1:C:310:VAL:CG1	1.74	1.17
1:C:569:ILE:CA	1:C:572:ILE:CD1	1.80	1.17
1:D:230:TYR:CB	1:D:354:GLU:CG	2.03	1.17
1:E:593:LEU:CG	1:E:626:ARG:CZ	2.22	1.17
1:F:187:ILE:HG21	1:F:242:ARG:CG	1.73	1.17
1:F:593:LEU:CG	1:F:626:ARG:CZ	2.22	1.17
1:F:596:LEU:HD12	1:F:626:ARG:HG3	1.21	1.17
1:C:242:ARG:CZ	1:C:252:PHE:HZ	1.55	1.16

Continued on next page...

Continued from previous page...

Atom-1	Atom-2	Interatomic distance (Å)	Clash overlap (Å)
1:C:242:ARG:NE	1:C:252:PHE:CZ	2.14	1.16
1:E:234:GLY:O	1:E:398:VAL:HG22	1.45	1.16
1:A:230:TYR:CD2	1:A:354:GLU:OE2	1.99	1.16
1:A:593:LEU:CG	1:A:626:ARG:CZ	2.22	1.16
1:C:550:ARG:HB2	1:C:591:GLN:HE21	1.11	1.16
1:F:242:ARG:CZ	1:F:252:PHE:HZ	1.55	1.16
1:C:466:TRP:CH2	1:C:524:GLU:CG	2.26	1.16
1:A:242:ARG:CZ	1:A:252:PHE:HZ	1.55	1.16
1:A:550:ARG:HB2	1:A:591:GLN:HE21	1.10	1.16
1:D:234:GLY:O	1:D:398:VAL:HG22	1.45	1.16
1:D:272:LEU:CD2	1:D:310:VAL:HG13	1.76	1.16
1:D:272:LEU:HD21	1:D:310:VAL:HG13	1.22	1.16
1:E:242:ARG:NE	1:E:252:PHE:CZ	2.14	1.16
1:F:242:ARG:NE	1:F:252:PHE:CZ	2.14	1.16
1:G:230:TYR:CD2	1:G:354:GLU:OE2	1.99	1.16
1:G:242:ARG:CZ	1:G:252:PHE:HZ	1.55	1.16
1:G:242:ARG:NE	1:G:252:PHE:CZ	2.14	1.16
1:A:242:ARG:NE	1:A:252:PHE:CZ	2.14	1.16
1:A:305:GLU:CG	1:C:265:TYR:HE2	1.57	1.16
1:C:546:GLU:CB	1:C:587:ARG:CB	2.17	1.16
1:E:272:LEU:HD21	1:E:310:VAL:CG1	1.74	1.16
1:E:305:GLU:CG	1:F:265:TYR:HE2	1.57	1.16
1:C:593:LEU:CG	1:C:626:ARG:CZ	2.22	1.15
1:D:272:LEU:HD21	1:D:310:VAL:CG1	1.74	1.15
1:F:230:TYR:CD2	1:F:354:GLU:OE2	1.99	1.15
1:C:230:TYR:CD2	1:C:354:GLU:OE2	1.99	1.15
1:F:305:GLU:CG	1:G:265:TYR:HE2	1.57	1.15
1:G:272:LEU:HD21	1:G:310:VAL:HG13	1.22	1.15
1:F:272:LEU:CD2	1:F:310:VAL:HG13	1.76	1.15
1:G:237:LYS:O	1:G:240:ILE:HD13	1.29	1.15
1:A:265:TYR:HE2	1:G:305:GLU:CG	1.57	1.15
1:D:242:ARG:NE	1:D:252:PHE:CZ	2.14	1.15
1:D:546:GLU:OE2	1:D:587:ARG:CA	1.89	1.15
1:F:234:GLY:O	1:F:398:VAL:HG22	1.45	1.15
1:D:550:ARG:HB2	1:D:591:GLN:HE21	1.10	1.15
1:E:272:LEU:CD2	1:E:310:VAL:HG13	1.76	1.15
1:F:272:LEU:HD21	1:F:310:VAL:CG1	1.74	1.15
1:G:272:LEU:CD2	1:G:310:VAL:HG13	1.76	1.15
1:A:272:LEU:CD2	1:A:310:VAL:HG13	1.75	1.14
1:D:230:TYR:CD2	1:D:354:GLU:OE2	1.99	1.14
1:E:230:TYR:CB	1:E:354:GLU:CG	2.03	1.14

Continued on next page...

Continued from previous page...

Atom-1	Atom-2	Interatomic distance (Å)	Clash overlap (Å)
1:G:596:LEU:HD12	1:G:626:ARG:HG3	1.21	1.14
1:C:234:GLY:O	1:C:398:VAL:HG22	1.45	1.14
1:E:295:ILE:HD12	1:E:314:LEU:HD13	1.28	1.14
1:E:596:LEU:HD12	1:E:626:ARG:HG3	1.21	1.14
1:A:234:GLY:O	1:A:398:VAL:HG22	1.45	1.14
1:E:230:TYR:CD2	1:E:354:GLU:OE2	1.99	1.14
1:E:546:GLU:CB	1:E:587:ARG:CB	2.17	1.14
1:G:550:ARG:HB2	1:G:591:GLN:HE21	1.10	1.14
1:C:272:LEU:HD21	1:C:310:VAL:HG13	1.22	1.13
1:C:272:LEU:CD2	1:C:310:VAL:HG13	1.76	1.13
1:A:466:TRP:CZ3	1:A:524:GLU:HG2	1.84	1.13
1:D:237:LYS:O	1:D:240:ILE:HD13	1.29	1.13
1:C:253:LEU:HD21	1:C:255:ILE:HD13	1.31	1.13
1:E:466:TRP:CZ3	1:E:524:GLU:HG2	1.84	1.13
1:G:234:GLY:O	1:G:398:VAL:HG22	1.45	1.13
1:E:550:ARG:HB2	1:E:591:GLN:HE21	1.10	1.13
1:G:569:ILE:CA	1:G:572:ILE:CD1	1.80	1.12
1:D:466:TRP:CZ3	1:D:524:GLU:HG2	1.84	1.12
1:D:593:LEU:HA	1:D:626:ARG:HH12	1.01	1.12
1:F:550:ARG:HB2	1:F:591:GLN:HE21	1.10	1.12
1:E:253:LEU:HD21	1:E:255:ILE:HD13	1.31	1.12
1:D:599:ILE:HG13	1:D:605:VAL:HG21	1.17	1.12
1:E:590:ASN:ND2	1:F:538:LEU:HD22	1.64	1.12
1:F:590:ASN:ND2	1:G:538:LEU:HD22	1.64	1.12
1:G:466:TRP:CZ3	1:G:524:GLU:HG2	1.84	1.12
1:C:466:TRP:CZ3	1:C:524:GLU:HG2	1.84	1.11
1:C:590:ASN:ND2	1:D:538:LEU:HD22	1.64	1.11
1:F:230:TYR:CB	1:F:354:GLU:CG	2.03	1.11
1:F:466:TRP:CZ3	1:F:524:GLU:HG2	1.84	1.11
1:D:253:LEU:HD21	1:D:255:ILE:HD13	1.31	1.11
1:D:295:ILE:HD12	1:D:314:LEU:HD13	1.28	1.11
1:F:495:ARG:NE	1:G:693:ALA:HB3	1.66	1.11
1:F:599:ILE:HD11	1:F:605:VAL:CB	1.80	1.11
1:G:295:ILE:HD12	1:G:314:LEU:HD13	1.28	1.11
1:A:255:ILE:O	1:A:289:ILE:HG23	0.94	1.11
1:E:255:ILE:O	1:E:289:ILE:HG23	0.94	1.11
1:E:495:ARG:NE	1:F:693:ALA:HB3	1.66	1.11
1:E:599:ILE:HG13	1:E:605:VAL:HG21	1.17	1.11
1:G:599:ILE:HD11	1:G:605:VAL:CB	1.80	1.11
1:A:495:ARG:NE	1:C:693:ALA:HB3	1.66	1.11
1:C:495:ARG:NE	1:D:693:ALA:HB3	1.66	1.11

Continued on next page...

Continued from previous page...

Atom-1	Atom-2	Interatomic distance (Å)	Clash overlap (Å)
1:C:599:ILE:HG13	1:C:605:VAL:HG21	1.17	1.11
1:D:230:TYR:CB	1:D:354:GLU:CD	2.19	1.11
1:E:230:TYR:CB	1:E:354:GLU:CD	2.19	1.11
1:E:550:ARG:HB2	1:E:591:GLN:NE2	1.65	1.11
1:F:550:ARG:HB2	1:F:591:GLN:NE2	1.65	1.11
1:G:255:ILE:O	1:G:289:ILE:HG23	0.94	1.11
1:G:550:ARG:HB2	1:G:591:GLN:NE2	1.65	1.11
1:A:253:LEU:HD21	1:A:255:ILE:HD13	1.31	1.10
1:D:599:ILE:HD11	1:D:605:VAL:CB	1.80	1.10
1:E:569:ILE:CA	1:E:572:ILE:CD1	1.80	1.10
1:A:538:LEU:HD22	1:G:590:ASN:ND2	1.64	1.10
1:A:599:ILE:HG13	1:A:605:VAL:HG21	1.17	1.10
1:D:590:ASN:ND2	1:E:538:LEU:HD22	1.64	1.10
1:E:599:ILE:HD11	1:E:605:VAL:CB	1.80	1.10
1:F:255:ILE:O	1:F:289:ILE:HG23	0.94	1.10
1:A:590:ASN:ND2	1:C:538:LEU:HD22	1.64	1.10
1:C:230:TYR:CB	1:C:354:GLU:CD	2.19	1.10
1:C:255:ILE:O	1:C:289:ILE:HG23	0.94	1.10
1:C:339:ILE:HD11	1:C:344:ARG:HD3	1.34	1.10
1:C:599:ILE:HD11	1:C:605:VAL:CB	1.80	1.10
1:D:255:ILE:O	1:D:289:ILE:HG23	0.94	1.10
1:F:600:GLU:HB2	1:F:603:ASN:ND2	1.67	1.10
1:A:550:ARG:HB2	1:A:591:GLN:NE2	1.65	1.10
1:A:569:ILE:CA	1:A:572:ILE:CD1	1.80	1.10
1:A:596:LEU:HD12	1:A:626:ARG:HG3	1.21	1.10
1:A:600:GLU:HB2	1:A:603:ASN:ND2	1.67	1.10
1:C:550:ARG:HB2	1:C:591:GLN:NE2	1.65	1.10
1:D:550:ARG:HB2	1:D:591:GLN:NE2	1.65	1.10
1:D:600:GLU:HB2	1:D:603:ASN:ND2	1.67	1.10
1:G:600:GLU:HB2	1:G:603:ASN:ND2	1.67	1.10
1:E:600:GLU:HB2	1:E:603:ASN:ND2	1.67	1.10
1:F:230:TYR:CB	1:F:354:GLU:CD	2.19	1.10
1:A:339:ILE:HD11	1:A:344:ARG:HD3	1.34	1.09
1:A:537:VAL:HG13	1:A:538:LEU:HD12	1.33	1.09
1:A:546:GLU:CB	1:A:587:ARG:CB	2.17	1.09
1:A:599:ILE:HD11	1:A:605:VAL:CB	1.80	1.09
1:C:596:LEU:HD12	1:C:626:ARG:HG3	1.21	1.09
1:E:339:ILE:HD11	1:E:344:ARG:HD3	1.34	1.09
1:F:339:ILE:HD11	1:F:344:ARG:HD3	1.34	1.09
1:A:569:ILE:HA	1:A:572:ILE:HD13	1.11	1.09
1:F:253:LEU:HD21	1:F:255:ILE:HD13	1.31	1.09

Continued on next page...

Continued from previous page...

Atom-1	Atom-2	Interatomic distance (Å)	Clash overlap (Å)
1:F:599:ILE:HG13	1:F:605:VAL:HG21	1.17	1.09
1:A:693:ALA:HB3	1:G:495:ARG:NE	1.66	1.09
1:C:237:LYS:O	1:C:240:ILE:HD12	1.52	1.09
1:A:230:TYR:CB	1:A:354:GLU:CD	2.19	1.09
1:G:569:ILE:HA	1:G:572:ILE:HD13	1.11	1.09
1:A:295:ILE:HD12	1:A:314:LEU:HD13	1.28	1.09
1:C:569:ILE:HA	1:C:572:ILE:HD13	1.11	1.09
1:D:237:LYS:O	1:D:240:ILE:HD12	1.52	1.09
1:D:495:ARG:NE	1:E:693:ALA:HB3	1.66	1.09
1:D:593:LEU:CA	1:D:626:ARG:HH12	1.65	1.09
1:G:230:TYR:CB	1:G:354:GLU:CD	2.19	1.09
1:G:537:VAL:HG13	1:G:538:LEU:HD12	1.33	1.09
1:C:600:GLU:HB2	1:C:603:ASN:ND2	1.67	1.08
1:D:339:ILE:HD11	1:D:344:ARG:HD3	1.34	1.08
1:E:593:LEU:CA	1:E:626:ARG:HH12	1.65	1.08
1:F:546:GLU:CB	1:F:587:ARG:CB	2.17	1.08
1:G:599:ILE:HG13	1:G:605:VAL:HG21	1.17	1.08
1:A:237:LYS:O	1:A:240:ILE:HD12	1.52	1.08
1:D:569:ILE:HA	1:D:572:ILE:HD13	1.11	1.08
1:E:237:LYS:O	1:E:240:ILE:HD13	1.29	1.08
1:F:295:ILE:HD12	1:F:314:LEU:HD13	1.28	1.08
1:A:593:LEU:CA	1:A:626:ARG:HH12	1.66	1.08
1:A:593:LEU:HA	1:A:626:ARG:HH12	1.01	1.08
1:C:596:LEU:HD12	1:C:626:ARG:CG	1.83	1.08
1:D:596:LEU:HD12	1:D:626:ARG:CG	1.83	1.08
1:F:593:LEU:CA	1:F:626:ARG:HH12	1.65	1.08
1:C:593:LEU:CA	1:C:626:ARG:HH12	1.65	1.08
1:G:462:PRO:O	1:G:523:THR:HG23	1.54	1.08
1:D:596:LEU:HD12	1:D:626:ARG:HG3	1.21	1.07
1:F:237:LYS:O	1:F:240:ILE:HD13	1.29	1.07
1:F:500:PRO:HG2	1:F:601:VAL:HG11	1.08	1.07
1:G:339:ILE:HD11	1:G:344:ARG:HD3	1.34	1.07
1:A:596:LEU:HD12	1:A:626:ARG:CG	1.83	1.07
1:E:462:PRO:O	1:E:523:THR:HG23	1.54	1.07
1:G:230:TYR:CB	1:G:354:GLU:CG	2.03	1.07
1:G:593:LEU:CA	1:G:626:ARG:HH12	1.65	1.07
1:C:295:ILE:HD12	1:C:314:LEU:HD13	1.28	1.07
1:D:237:LYS:C	1:D:240:ILE:HD12	1.75	1.07
1:E:200:GLY:O	1:E:203:ARG:NH1	1.87	1.07
1:E:286:ILE:HD12	1:E:328:ILE:HG13	1.37	1.07
1:G:237:LYS:O	1:G:240:ILE:HD12	1.52	1.07

Continued on next page...

Continued from previous page...

Atom-1	Atom-2	Interatomic distance (Å)	Clash overlap (Å)
1:G:253:LEU:HD21	1:G:255:ILE:HD13	1.31	1.07
1:G:596:LEU:HD12	1:G:626:ARG:CG	1.83	1.07
1:D:372:ARG:NH1	1:D:373:ASN:OD1	1.88	1.06
1:E:596:LEU:HD12	1:E:626:ARG:CG	1.83	1.06
1:F:569:ILE:HA	1:F:572:ILE:HD13	1.11	1.06
1:C:286:ILE:HD12	1:C:328:ILE:HG13	1.37	1.06
1:F:230:TYR:HB2	1:F:354:GLU:CD	1.76	1.06
1:A:252:PHE:CZ	1:A:254:SER:OG	2.09	1.06
1:A:272:LEU:HD21	1:A:310:VAL:HG13	1.22	1.06
1:A:466:TRP:CZ3	1:A:524:GLU:CG	2.39	1.06
1:D:200:GLY:O	1:D:203:ARG:NH1	1.87	1.06
1:G:466:TRP:CZ3	1:G:524:GLU:CG	2.39	1.06
1:A:200:GLY:O	1:A:203:ARG:NH1	1.87	1.06
1:A:286:ILE:HD12	1:A:328:ILE:HG13	1.38	1.06
1:A:372:ARG:NH1	1:A:373:ASN:OD1	1.88	1.06
1:C:593:LEU:HA	1:C:626:ARG:HH12	1.01	1.06
1:D:462:PRO:O	1:D:523:THR:HG23	1.54	1.06
1:E:230:TYR:HB2	1:E:354:GLU:CD	1.76	1.06
1:E:372:ARG:NH1	1:E:373:ASN:OD1	1.88	1.06
1:F:255:ILE:C	1:F:289:ILE:HG23	1.76	1.06
1:G:252:PHE:CZ	1:G:254:SER:OG	2.09	1.06
1:D:546:GLU:CB	1:D:587:ARG:CB	2.17	1.06
1:E:569:ILE:HA	1:E:572:ILE:HD13	1.11	1.06
1:F:466:TRP:CZ3	1:F:524:GLU:CG	2.39	1.06
1:C:252:PHE:CZ	1:C:254:SER:OG	2.09	1.05
1:C:372:ARG:NH1	1:C:373:ASN:OD1	1.88	1.05
1:D:286:ILE:HD12	1:D:328:ILE:HG13	1.37	1.05
1:D:537:VAL:HG13	1:D:538:LEU:HD12	1.33	1.05
1:E:237:LYS:O	1:E:240:ILE:HD12	1.52	1.05
1:E:255:ILE:C	1:E:289:ILE:HG23	1.76	1.05
1:F:596:LEU:HD12	1:F:626:ARG:CG	1.83	1.05
1:G:255:ILE:C	1:G:289:ILE:HG23	1.76	1.05
1:C:462:PRO:O	1:C:523:THR:HG23	1.53	1.05
1:D:255:ILE:C	1:D:289:ILE:HG23	1.76	1.05
1:E:466:TRP:CZ3	1:E:524:GLU:CG	2.39	1.05
1:E:593:LEU:HA	1:E:626:ARG:HH12	1.01	1.05
1:F:286:ILE:HD12	1:F:328:ILE:HG13	1.37	1.05
1:F:462:PRO:O	1:F:523:THR:HG23	1.54	1.05
1:C:200:GLY:O	1:C:203:ARG:NH1	1.87	1.05
1:C:466:TRP:CZ3	1:C:524:GLU:CG	2.39	1.05
1:C:500:PRO:HG2	1:C:601:VAL:HG11	1.08	1.05

Continued on next page...

Continued from previous page...

Atom-1	Atom-2	Interatomic distance (Å)	Clash overlap (Å)
1:F:269:GLU:HB2	1:G:264:TYR:OH	1.57	1.05
1:G:200:GLY:O	1:G:203:ARG:NH1	1.87	1.05
1:D:230:TYR:HB2	1:D:354:GLU:CD	1.76	1.05
1:D:466:TRP:CZ3	1:D:524:GLU:CG	2.39	1.05
1:E:252:PHE:CZ	1:E:254:SER:OG	2.09	1.05
1:E:269:GLU:HB2	1:F:264:TYR:OH	1.57	1.05
1:F:200:GLY:O	1:F:203:ARG:NH1	1.87	1.05
1:F:372:ARG:NH1	1:F:373:ASN:OD1	1.88	1.05
1:F:593:LEU:HA	1:F:626:ARG:HH12	1.01	1.05
1:G:546:GLU:CB	1:G:587:ARG:CB	2.17	1.05
1:A:230:TYR:HB2	1:A:354:GLU:CD	1.76	1.05
1:A:264:TYR:OH	1:G:269:GLU:HB2	1.57	1.05
1:A:297:PRO:HG2	1:A:302:VAL:HG21	1.38	1.05
1:A:462:PRO:O	1:A:523:THR:HG23	1.54	1.05
1:C:230:TYR:HB2	1:C:354:GLU:CD	1.76	1.05
1:D:252:PHE:CZ	1:D:254:SER:OG	2.09	1.05
1:D:269:GLU:HB2	1:E:264:TYR:OH	1.57	1.05
1:D:305:GLU:CG	1:E:265:TYR:CE2	2.36	1.05
1:G:372:ARG:NH1	1:G:373:ASN:OD1	1.88	1.05
1:C:269:GLU:N	1:C:269:GLU:OE1	1.90	1.04
1:E:240:ILE:HD12	1:E:240:ILE:H	1.21	1.04
1:F:237:LYS:C	1:F:240:ILE:HD12	1.75	1.04
1:F:269:GLU:N	1:F:269:GLU:OE1	1.91	1.04
1:A:500:PRO:HG2	1:A:601:VAL:HG11	1.08	1.04
1:C:593:LEU:HD23	1:C:626:ARG:HH22	1.23	1.04
1:D:279:ALA:HB2	1:D:287:ILE:HD11	1.38	1.04
1:D:500:PRO:HG2	1:D:601:VAL:HG11	1.08	1.04
1:F:569:ILE:CA	1:F:572:ILE:CD1	1.80	1.04
1:F:590:ASN:HD21	1:G:538:LEU:HD22	0.90	1.04
1:A:590:ASN:HD21	1:C:538:LEU:HD22	0.90	1.04
1:C:228:ILE:HG21	1:C:230:TYR:CZ	1.93	1.04
1:C:295:ILE:CD1	1:C:314:LEU:CD1	2.36	1.04
1:E:279:ALA:HB2	1:E:287:ILE:HD11	1.38	1.04
1:G:500:PRO:HG2	1:G:601:VAL:HG11	1.08	1.04
1:A:228:ILE:HG21	1:A:230:TYR:CZ	1.93	1.04
1:E:537:VAL:HG13	1:E:538:LEU:HD12	1.33	1.04
1:G:286:ILE:HD12	1:G:328:ILE:HG13	1.37	1.04
1:G:297:PRO:HG2	1:G:302:VAL:HG21	1.38	1.04
1:A:538:LEU:HD22	1:G:590:ASN:HD21	0.90	1.04
1:C:537:VAL:HG13	1:C:538:LEU:HD12	1.33	1.04
1:D:240:ILE:HD12	1:D:240:ILE:H	1.21	1.04

Continued on next page...

Continued from previous page...

Atom-1	Atom-2	Interatomic distance (Å)	Clash overlap (Å)
1:D:295:ILE:CD1	1:D:314:LEU:CD1	2.36	1.04
1:F:252:PHE:CZ	1:F:254:SER:OG	2.09	1.04
1:G:237:LYS:C	1:G:240:ILE:HD12	1.75	1.04
1:C:255:ILE:C	1:C:289:ILE:HG23	1.76	1.03
1:D:269:GLU:OE1	1:D:269:GLU:N	1.90	1.03
1:D:590:ASN:HD21	1:E:538:LEU:HD22	0.90	1.03
1:D:307:GLU:O	1:D:311:VAL:HG23	1.59	1.03
1:E:269:GLU:OE1	1:E:269:GLU:N	1.91	1.03
1:F:240:ILE:HD12	1:F:240:ILE:H	1.21	1.03
1:G:228:ILE:HG21	1:G:230:TYR:CZ	1.93	1.03
1:C:237:LYS:C	1:C:240:ILE:HD12	1.75	1.03
1:C:269:GLU:HB2	1:D:264:TYR:OH	1.57	1.03
1:C:279:ALA:HB2	1:C:287:ILE:HD11	1.38	1.03
1:C:297:PRO:HG2	1:C:302:VAL:HG21	1.38	1.03
1:D:228:ILE:HG21	1:D:230:TYR:CZ	1.93	1.03
1:A:255:ILE:C	1:A:289:ILE:HG23	1.76	1.03
1:A:269:GLU:OE1	1:A:269:GLU:N	1.90	1.03
1:C:541:TRP:NE1	1:C:548:ALA:CB	2.22	1.03
1:E:500:PRO:HG2	1:E:601:VAL:HG11	1.08	1.03
1:F:237:LYS:O	1:F:240:ILE:HD12	1.52	1.03
1:F:537:VAL:HG13	1:F:538:LEU:HD12	1.33	1.03
1:F:541:TRP:NE1	1:F:548:ALA:CB	2.22	1.03
1:G:230:TYR:HB2	1:G:354:GLU:CD	1.76	1.03
1:E:295:ILE:CD1	1:E:314:LEU:CD1	2.36	1.03
1:E:307:GLU:O	1:E:311:VAL:HG23	1.59	1.03
1:E:590:ASN:HD21	1:F:538:LEU:HD22	0.90	1.03
1:G:269:GLU:OE1	1:G:269:GLU:N	1.91	1.03
1:A:295:ILE:CD1	1:A:314:LEU:CD1	2.36	1.02
1:C:307:GLU:O	1:C:311:VAL:HG23	1.59	1.02
1:G:295:ILE:CD1	1:G:314:LEU:CD1	2.36	1.02
1:A:269:GLU:HB2	1:C:264:TYR:OH	1.57	1.02
1:A:462:PRO:HG2	1:A:523:THR:OG1	1.59	1.02
1:C:305:GLU:CG	1:D:265:TYR:CE2	2.36	1.02
1:C:462:PRO:HG2	1:C:523:THR:OG1	1.59	1.02
1:E:398:VAL:HB	1:E:454:LEU:HD11	1.39	1.02
1:F:228:ILE:HG21	1:F:230:TYR:CZ	1.93	1.02
1:A:398:VAL:HB	1:A:454:LEU:HD11	1.39	1.02
1:D:541:TRP:NE1	1:D:548:ALA:CB	2.22	1.02
1:E:228:ILE:HG21	1:E:230:TYR:CZ	1.93	1.02
1:F:295:ILE:CD1	1:F:314:LEU:CD1	2.36	1.02
1:G:307:GLU:O	1:G:311:VAL:HG23	1.59	1.02

Continued on next page...

Continued from previous page...

Atom-1	Atom-2	Interatomic distance (Å)	Clash overlap (Å)
1:E:541:TRP:NE1	1:E:548:ALA:CB	2.22	1.02
1:F:305:GLU:CG	1:G:265:TYR:CE2	2.36	1.02
1:F:462:PRO:HG2	1:F:523:THR:OG1	1.59	1.02
1:C:590:ASN:HD21	1:D:538:LEU:HD22	0.90	1.02
1:F:489:LYS:HE3	1:F:492:VAL:HG21	1.41	1.02
1:G:541:TRP:NE1	1:G:548:ALA:CB	2.22	1.02
1:A:265:TYR:CE2	1:G:305:GLU:CG	2.36	1.01
1:A:279:ALA:HB2	1:A:287:ILE:HD11	1.38	1.01
1:A:495:ARG:CD	1:C:693:ALA:HB3	1.90	1.01
1:A:593:LEU:CG	1:A:626:ARG:NH2	2.21	1.01
1:F:398:VAL:HB	1:F:454:LEU:HD11	1.39	1.01
1:G:462:PRO:HG2	1:G:523:THR:OG1	1.59	1.01
1:A:240:ILE:HD12	1:A:240:ILE:H	1.21	1.01
1:A:305:GLU:CG	1:C:265:TYR:CE2	2.36	1.01
1:C:495:ARG:CD	1:D:693:ALA:HB3	1.90	1.01
1:C:593:LEU:CG	1:C:626:ARG:NH2	2.21	1.01
1:D:398:VAL:HB	1:D:454:LEU:HD11	1.39	1.01
1:E:234:GLY:O	1:E:398:VAL:CG2	2.09	1.01
1:A:307:GLU:O	1:A:311:VAL:HG23	1.59	1.01
1:F:234:GLY:O	1:F:398:VAL:CG2	2.09	1.01
1:F:500:PRO:HB2	1:F:601:VAL:HG22	1.42	1.01
1:F:614:PRO:HD2	1:F:723:LEU:HD21	1.43	1.01
1:A:541:TRP:NE1	1:A:548:ALA:CB	2.22	1.01
1:C:240:ILE:HD12	1:C:240:ILE:H	1.21	1.01
1:D:234:GLY:O	1:D:398:VAL:CG2	2.09	1.01
1:E:489:LYS:HE3	1:E:492:VAL:HG21	1.41	1.01
1:F:255:ILE:CA	1:F:289:ILE:HG12	1.91	1.01
1:G:279:ALA:HB2	1:G:287:ILE:HD11	1.38	1.01
1:G:304:GLY:O	1:G:308:ARG:HG2	1.60	1.01
1:G:398:VAL:HB	1:G:454:LEU:HD11	1.39	1.01
1:A:693:ALA:HB3	1:G:495:ARG:CD	1.90	1.01
1:D:297:PRO:HG2	1:D:302:VAL:HG21	1.38	1.01
1:D:614:PRO:HD2	1:D:723:LEU:HD21	1.43	1.01
1:F:297:PRO:HG2	1:F:302:VAL:HG21	1.38	1.01
1:G:234:GLY:O	1:G:398:VAL:CG2	2.09	1.01
1:G:614:PRO:HD2	1:G:723:LEU:HD21	1.43	1.01
1:A:237:LYS:C	1:A:240:ILE:HD12	1.75	1.00
1:C:234:GLY:O	1:C:398:VAL:CG2	2.09	1.00
1:C:614:PRO:HD2	1:C:723:LEU:HD21	1.43	1.00
1:D:593:LEU:CG	1:D:626:ARG:NH2	2.21	1.00
1:E:500:PRO:HB2	1:E:601:VAL:HG22	1.42	1.00

Continued on next page...

Continued from previous page...

Atom-1	Atom-2	Interatomic distance (Å)	Clash overlap (Å)
1:F:230:TYR:CB	1:F:354:GLU:OE2	2.09	1.00
1:G:240:ILE:HD12	1:G:240:ILE:H	1.21	1.00
1:G:593:LEU:CG	1:G:626:ARG:NH2	2.21	1.00
1:A:187:ILE:HG21	1:A:242:ARG:CB	1.92	1.00
1:A:234:GLY:O	1:A:398:VAL:CG2	2.09	1.00
1:A:489:LYS:HE3	1:A:492:VAL:HG21	1.41	1.00
1:C:230:TYR:CB	1:C:354:GLU:OE2	2.09	1.00
1:C:255:ILE:CA	1:C:289:ILE:HG12	1.91	1.00
1:C:398:VAL:HB	1:C:454:LEU:HD11	1.39	1.00
1:D:495:ARG:CD	1:E:693:ALA:HB3	1.90	1.00
1:E:593:LEU:CG	1:E:626:ARG:NH2	2.21	1.00
1:F:304:GLY:O	1:F:308:ARG:HG2	1.60	1.00
1:F:307:GLU:O	1:F:311:VAL:HG23	1.59	1.00
1:F:495:ARG:CD	1:G:693:ALA:HB3	1.90	1.00
1:F:593:LEU:CG	1:F:626:ARG:NH2	2.21	1.00
1:A:614:PRO:HD2	1:A:723:LEU:HD21	1.43	1.00
1:E:230:TYR:CB	1:E:354:GLU:OE2	2.09	1.00
1:E:297:PRO:HG2	1:E:302:VAL:HG21	1.38	1.00
1:E:305:GLU:CG	1:F:265:TYR:CE2	2.36	1.00
1:E:495:ARG:CD	1:F:693:ALA:HB3	1.90	1.00
1:G:255:ILE:CA	1:G:289:ILE:HG12	1.91	1.00
1:G:500:PRO:HB2	1:G:601:VAL:HG22	1.42	1.00
1:A:230:TYR:CB	1:A:354:GLU:OE2	2.09	1.00
1:F:230:TYR:O	1:F:354:GLU:HB3	1.62	1.00
1:F:279:ALA:HB2	1:F:287:ILE:HD11	1.38	1.00
1:G:593:LEU:HA	1:G:626:ARG:HH12	1.01	1.00
1:A:230:TYR:O	1:A:354:GLU:HB3	1.62	1.00
1:E:614:PRO:HD2	1:E:723:LEU:HD21	1.43	1.00
1:G:230:TYR:O	1:G:354:GLU:HB3	1.62	1.00
1:G:299:ARG:CB	1:G:341:PRO:HD3	1.92	1.00
1:A:304:GLY:O	1:A:308:ARG:HG2	1.60	1.00
1:C:187:ILE:HG21	1:C:242:ARG:CB	1.92	1.00
1:C:230:TYR:O	1:C:354:GLU:HB3	1.62	1.00
1:E:462:PRO:HG2	1:E:523:THR:OG1	1.59	1.00
1:D:230:TYR:CB	1:D:354:GLU:OE2	2.09	0.99
1:D:255:ILE:CA	1:D:289:ILE:HG12	1.91	0.99
1:C:304:GLY:O	1:C:308:ARG:HG2	1.61	0.99
1:F:299:ARG:CB	1:F:341:PRO:HD3	1.92	0.99
1:A:500:PRO:HB2	1:A:601:VAL:HG22	1.42	0.99
1:C:537:VAL:HG11	1:C:572:ILE:HG22	1.44	0.99
1:D:537:VAL:HG11	1:D:572:ILE:HG22	1.44	0.99

Continued on next page...

Continued from previous page...

Atom-1	Atom-2	Interatomic distance (Å)	Clash overlap (Å)
1:G:230:TYR:CB	1:G:354:GLU:OE2	2.09	0.99
1:E:237:LYS:C	1:E:240:ILE:HD12	1.75	0.99
1:C:221:ILE:HD13	1:D:407:ARG:HH21	1.28	0.99
1:D:462:PRO:HG2	1:D:523:THR:OG1	1.59	0.99
1:D:500:PRO:HB2	1:D:601:VAL:HG22	1.42	0.99
1:A:255:ILE:CA	1:A:289:ILE:HG12	1.91	0.99
1:C:600:GLU:HB2	1:C:603:ASN:CG	1.83	0.99
1:G:489:LYS:HE3	1:G:492:VAL:HG21	1.41	0.99
1:A:299:ARG:CB	1:A:341:PRO:HD3	1.92	0.99
1:C:187:ILE:HG21	1:C:242:ARG:HG3	1.44	0.99
1:C:489:LYS:HE3	1:C:492:VAL:HG21	1.41	0.99
1:E:255:ILE:CA	1:E:289:ILE:HG12	1.91	0.99
1:A:221:ILE:HD13	1:C:407:ARG:HH21	1.28	0.99
1:D:299:ARG:CB	1:D:341:PRO:HD3	1.92	0.98
1:E:187:ILE:HG21	1:E:242:ARG:CB	1.92	0.98
1:G:187:ILE:HG21	1:G:242:ARG:CB	1.92	0.98
1:C:286:ILE:CD1	1:C:328:ILE:HG13	1.93	0.98
1:E:299:ARG:CB	1:E:341:PRO:HD3	1.92	0.98
1:F:600:GLU:HB2	1:F:603:ASN:CG	1.83	0.98
1:D:221:ILE:HD13	1:E:407:ARG:HH21	1.28	0.98
1:D:489:LYS:HE3	1:D:492:VAL:HG21	1.41	0.98
1:D:600:GLU:HB2	1:D:603:ASN:CG	1.83	0.98
1:E:304:GLY:O	1:E:308:ARG:HG2	1.61	0.98
1:F:593:LEU:HD23	1:F:626:ARG:HH22	1.22	0.98
1:C:466:TRP:HZ3	1:C:524:GLU:CD	1.67	0.98
1:A:286:ILE:CD1	1:A:328:ILE:HG13	1.93	0.98
1:D:304:GLY:O	1:D:308:ARG:HG2	1.61	0.98
1:F:187:ILE:HG21	1:F:242:ARG:CB	1.92	0.98
1:F:286:ILE:CD1	1:F:328:ILE:HG13	1.93	0.98
1:C:500:PRO:HB2	1:C:601:VAL:HG22	1.42	0.98
1:D:187:ILE:HG21	1:D:242:ARG:CB	1.92	0.98
1:D:230:TYR:O	1:D:354:GLU:HB3	1.62	0.98
1:D:466:TRP:HZ3	1:D:524:GLU:CD	1.67	0.98
1:E:230:TYR:O	1:E:354:GLU:HB3	1.62	0.98
1:E:537:VAL:HG11	1:E:572:ILE:HG22	1.44	0.98
1:A:537:VAL:HG11	1:A:572:ILE:HG22	1.44	0.98
1:A:255:ILE:N	1:A:288:PHE:O	1.97	0.98
1:C:299:ARG:CB	1:C:341:PRO:HD3	1.92	0.98
1:D:230:TYR:HD2	1:D:354:GLU:OE2	1.45	0.98
1:E:456:GLU:N	1:E:456:GLU:OE1	1.97	0.98
1:A:593:LEU:HD23	1:A:626:ARG:HH22	1.23	0.97

Continued on next page...

Continued from previous page...

Atom-1	Atom-2	Interatomic distance (Å)	Clash overlap (Å)
1:D:255:ILE:N	1:D:288:PHE:O	1.97	0.97
1:E:466:TRP:HZ3	1:E:524:GLU:CD	1.67	0.97
1:F:456:GLU:OE1	1:F:456:GLU:N	1.97	0.97
1:A:600:GLU:HB2	1:A:603:ASN:CG	1.83	0.97
1:D:253:LEU:CD2	1:D:255:ILE:HD13	1.95	0.97
1:D:286:ILE:CD1	1:D:328:ILE:HG13	1.93	0.97
1:E:253:LEU:CD2	1:E:255:ILE:HD13	1.95	0.97
1:E:255:ILE:N	1:E:288:PHE:O	1.97	0.97
1:E:641:ARG:NH1	1:E:667:THR:O	1.97	0.97
1:G:286:ILE:CD1	1:G:328:ILE:HG13	1.93	0.97
1:G:600:GLU:HB2	1:G:603:ASN:CG	1.83	0.97
1:F:255:ILE:N	1:F:288:PHE:O	1.97	0.97
1:A:407:ARG:HH21	1:G:221:ILE:HD13	1.28	0.97
1:D:456:GLU:OE1	1:D:456:GLU:N	1.97	0.97
1:D:187:ILE:HG21	1:D:242:ARG:HG3	1.44	0.97
1:E:600:GLU:HB2	1:E:603:ASN:CG	1.83	0.97
1:G:641:ARG:NH1	1:G:667:THR:O	1.97	0.97
1:A:641:ARG:NH1	1:A:667:THR:O	1.97	0.97
1:E:593:LEU:HD23	1:E:626:ARG:HH22	1.23	0.97
1:C:253:LEU:CD2	1:C:255:ILE:HD13	1.95	0.97
1:E:221:ILE:HD13	1:F:407:ARG:HH21	1.28	0.97
1:E:286:ILE:CD1	1:E:328:ILE:HG13	1.93	0.97
1:G:456:GLU:OE1	1:G:456:GLU:N	1.97	0.97
1:G:621:LEU:HA	1:G:626:ARG:HD2	1.47	0.97
1:C:255:ILE:N	1:C:288:PHE:O	1.97	0.97
1:F:253:LEU:CD2	1:F:255:ILE:HD13	1.95	0.97
1:G:546:GLU:OE2	1:G:587:ARG:HA	0.99	0.97
1:F:187:ILE:HG21	1:F:242:ARG:HG3	1.44	0.97
1:C:641:ARG:NH1	1:C:667:THR:O	1.98	0.96
1:F:466:TRP:HZ3	1:F:524:GLU:CD	1.67	0.96
1:G:255:ILE:N	1:G:288:PHE:O	1.97	0.96
1:A:230:TYR:O	1:A:354:GLU:CB	2.13	0.96
1:A:466:TRP:HZ3	1:A:524:GLU:CD	1.67	0.96
1:F:221:ILE:HD13	1:G:407:ARG:HH21	1.28	0.96
1:F:641:ARG:NH1	1:F:667:THR:O	1.98	0.96
1:G:230:TYR:O	1:G:354:GLU:CB	2.14	0.96
1:D:305:GLU:N	1:D:305:GLU:OE1	1.99	0.96
1:F:230:TYR:O	1:F:354:GLU:CB	2.14	0.96
1:G:537:VAL:HG11	1:G:572:ILE:HG22	1.44	0.96
1:D:641:ARG:NH1	1:D:667:THR:O	1.97	0.96
1:E:500:PRO:HG2	1:E:601:VAL:CG1	1.96	0.96

Continued on next page...

Continued from previous page...

Atom-1	Atom-2	Interatomic distance (Å)	Clash overlap (Å)
1:F:305:GLU:OE1	1:F:305:GLU:N	1.99	0.96
1:F:537:VAL:HG11	1:F:572:ILE:HG22	1.44	0.96
1:G:305:GLU:N	1:G:305:GLU:OE1	1.99	0.96
1:G:466:TRP:HZ3	1:G:524:GLU:CD	1.67	0.96
1:F:500:PRO:HG2	1:F:601:VAL:CG1	1.96	0.96
1:A:621:LEU:HA	1:A:626:ARG:HD2	1.47	0.96
1:D:230:TYR:O	1:D:354:GLU:CB	2.14	0.95
1:D:500:PRO:HG2	1:D:601:VAL:CG1	1.96	0.95
1:F:621:LEU:HA	1:F:626:ARG:HD2	1.47	0.95
1:G:187:ILE:HG21	1:G:242:ARG:HG3	1.44	0.95
1:G:500:PRO:HG2	1:G:601:VAL:CG1	1.96	0.95
1:G:599:ILE:HD11	1:G:605:VAL:HG23	0.98	0.95
1:G:295:ILE:HD12	1:G:314:LEU:HD12	1.47	0.95
1:C:305:GLU:OE1	1:C:305:GLU:N	1.99	0.95
1:A:253:LEU:CD2	1:A:255:ILE:HD13	1.95	0.95
1:E:305:GLU:OE1	1:E:305:GLU:N	1.99	0.95
1:E:500:PRO:CB	1:E:601:VAL:CG1	2.45	0.95
1:G:253:LEU:CD2	1:G:255:ILE:HD13	1.95	0.95
1:A:187:ILE:HG21	1:A:242:ARG:HG3	1.44	0.95
1:A:456:GLU:OE1	1:A:456:GLU:N	1.97	0.95
1:C:456:GLU:N	1:C:456:GLU:OE1	1.97	0.95
1:F:295:ILE:HD12	1:F:314:LEU:HD12	1.47	0.95
1:D:269:GLU:HA	1:D:272:LEU:CD1	1.97	0.95
1:D:314:LEU:CD2	1:D:315:LEU:HD12	1.97	0.95
1:D:500:PRO:CB	1:D:601:VAL:CG1	2.44	0.95
1:G:314:LEU:CD2	1:G:315:LEU:HD12	1.97	0.95
1:A:230:TYR:HD2	1:A:354:GLU:OE2	1.45	0.95
1:C:269:GLU:HA	1:C:272:LEU:CD1	1.97	0.95
1:C:621:LEU:HA	1:C:626:ARG:HD2	1.47	0.95
1:C:314:LEU:CD2	1:C:315:LEU:HD12	1.97	0.95
1:E:230:TYR:O	1:E:354:GLU:CB	2.13	0.95
1:A:500:PRO:HG2	1:A:601:VAL:CG1	1.96	0.94
1:D:593:LEU:HD23	1:D:626:ARG:HH22	1.22	0.94
1:E:621:LEU:HA	1:E:626:ARG:HD2	1.47	0.94
1:A:305:GLU:N	1:A:305:GLU:OE1	1.99	0.94
1:E:314:LEU:CD2	1:E:315:LEU:HD12	1.97	0.94
1:F:255:ILE:HB	1:F:289:ILE:HG12	0.96	0.94
1:F:314:LEU:CD2	1:F:315:LEU:HD12	1.97	0.94
1:G:269:GLU:HA	1:G:272:LEU:CD1	1.97	0.94
1:A:314:LEU:CD2	1:A:315:LEU:HD12	1.97	0.94
1:F:593:LEU:HD23	1:F:626:ARG:HH21	1.20	0.94

Continued on next page...

Continued from previous page...

Atom-1	Atom-2	Interatomic distance (Å)	Clash overlap (Å)
1:C:255:ILE:HB	1:C:289:ILE:HG12	0.96	0.94
1:F:599:ILE:HD11	1:F:605:VAL:HG23	0.98	0.94
1:D:187:ILE:HG21	1:D:242:ARG:HB3	1.50	0.94
1:E:187:ILE:HG21	1:E:242:ARG:HG3	1.44	0.94
1:E:206:ILE:HD12	1:E:207:GLU:N	1.82	0.94
1:E:255:ILE:HB	1:E:289:ILE:HG12	0.96	0.94
1:F:500:PRO:CB	1:F:601:VAL:CG1	2.44	0.94
1:F:569:ILE:C	1:F:572:ILE:HG12	1.88	0.94
1:C:230:TYR:O	1:C:354:GLU:CB	2.14	0.94
1:E:569:ILE:C	1:E:572:ILE:HG12	1.88	0.94
1:A:500:PRO:CB	1:A:601:VAL:CG1	2.45	0.94
1:G:593:LEU:HD23	1:G:626:ARG:HH21	1.20	0.94
1:A:206:ILE:HD12	1:A:207:GLU:N	1.83	0.94
1:A:269:GLU:HA	1:A:272:LEU:CD1	1.97	0.94
1:C:206:ILE:HD12	1:C:207:GLU:N	1.83	0.94
1:C:295:ILE:HD12	1:C:314:LEU:HD12	1.47	0.94
1:D:621:LEU:HA	1:D:626:ARG:HD2	1.47	0.94
1:G:500:PRO:CB	1:G:601:VAL:CG1	2.44	0.94
1:A:538:LEU:CD2	1:G:590:ASN:ND2	2.27	0.94
1:A:599:ILE:HD11	1:A:605:VAL:HG23	0.98	0.94
1:C:230:TYR:HD2	1:C:354:GLU:OE2	1.45	0.94
1:F:187:ILE:HG21	1:F:242:ARG:HB3	1.50	0.94
1:G:187:ILE:HG21	1:G:242:ARG:HB3	1.50	0.94
1:C:500:PRO:CB	1:C:601:VAL:CG1	2.44	0.93
1:D:206:ILE:HD12	1:D:207:GLU:N	1.83	0.93
1:E:295:ILE:HD12	1:E:314:LEU:HD12	1.47	0.93
1:A:295:ILE:HD12	1:A:314:LEU:HD12	1.47	0.93
1:D:569:ILE:C	1:D:572:ILE:HG12	1.88	0.93
1:F:230:TYR:HB3	1:F:354:GLU:CD	1.89	0.93
1:G:593:LEU:HD23	1:G:626:ARG:HH22	1.23	0.93
1:E:593:LEU:HD23	1:E:626:ARG:HH21	1.20	0.93
1:G:569:ILE:C	1:G:572:ILE:HG12	1.88	0.93
1:A:599:ILE:CG1	1:A:605:VAL:HG21	1.79	0.93
1:C:466:TRP:HH2	1:C:524:GLU:CG	1.74	0.93
1:E:269:GLU:HA	1:E:272:LEU:CD1	1.97	0.93
1:F:269:GLU:HA	1:F:272:LEU:CD1	1.97	0.93
1:G:255:ILE:HB	1:G:289:ILE:HG12	0.96	0.93
1:C:569:ILE:C	1:C:572:ILE:HG12	1.88	0.93
1:E:187:ILE:HG21	1:E:242:ARG:HB3	1.50	0.93
1:G:206:ILE:HD12	1:G:207:GLU:N	1.82	0.93
1:D:255:ILE:HB	1:D:289:ILE:HG12	0.96	0.93

Continued on next page...

Continued from previous page...

Atom-1	Atom-2	Interatomic distance (Å)	Clash overlap (Å)
1:D:466:TRP:HH2	1:D:524:GLU:CG	1.74	0.93
1:D:546:GLU:OE2	1:D:587:ARG:HA	0.99	0.93
1:F:536:GLU:O	1:F:540:LYS:N	2.02	0.93
1:A:593:LEU:HD23	1:A:626:ARG:HH21	1.20	0.93
1:D:645:LEU:HD22	1:D:663:ILE:HD11	1.50	0.93
1:E:599:ILE:HD11	1:E:605:VAL:HG23	0.98	0.93
1:A:536:GLU:O	1:A:540:LYS:N	2.02	0.92
1:A:569:ILE:C	1:A:572:ILE:HG12	1.88	0.92
1:G:230:TYR:HB3	1:G:354:GLU:CD	1.89	0.92
1:D:593:LEU:HD23	1:D:626:ARG:HH21	1.20	0.92
1:E:230:TYR:HB3	1:E:354:GLU:CD	1.89	0.92
1:G:645:LEU:HD22	1:G:663:ILE:HD11	1.50	0.92
1:D:599:ILE:CG1	1:D:605:VAL:HG21	1.79	0.92
1:F:206:ILE:HD12	1:F:207:GLU:N	1.83	0.92
1:F:546:GLU:OE2	1:F:587:ARG:HA	0.99	0.92
1:C:500:PRO:HG2	1:C:601:VAL:CG1	1.96	0.92
1:D:295:ILE:HD12	1:D:314:LEU:HD12	1.47	0.92
1:F:230:TYR:CA	1:F:354:GLU:HG2	1.99	0.92
1:E:265:TYR:CE1	1:E:306:VAL:HG11	2.05	0.92
1:F:265:TYR:CE1	1:F:306:VAL:HG11	2.05	0.92
1:G:230:TYR:CA	1:G:354:GLU:HG2	1.99	0.92
1:A:645:LEU:HD22	1:A:663:ILE:HD11	1.50	0.92
1:C:593:LEU:HD23	1:C:626:ARG:HH21	1.20	0.92
1:D:471:GLY:O	1:D:476:LYS:NZ	2.03	0.92
1:F:230:TYR:HD2	1:F:354:GLU:OE2	1.45	0.92
1:C:471:GLY:O	1:C:476:LYS:NZ	2.03	0.92
1:G:575:ARG:HH21	1:G:619:PRO:HG2	1.35	0.92
1:C:187:ILE:HG21	1:C:242:ARG:HB3	1.50	0.92
1:C:536:GLU:O	1:C:540:LYS:N	2.02	0.92
1:E:536:GLU:O	1:E:540:LYS:N	2.02	0.92
1:A:259:GLU:HG2	1:A:262:SER:OG	1.70	0.92
1:C:230:TYR:HB3	1:C:354:GLU:CD	1.89	0.92
1:E:230:TYR:CA	1:E:354:GLU:HG2	1.99	0.92
1:F:575:ARG:HH21	1:F:619:PRO:HG2	1.35	0.92
1:G:536:GLU:CA	1:G:539:SER:HG	1.72	0.92
1:C:230:TYR:CA	1:C:354:GLU:HG2	1.99	0.91
1:F:599:ILE:CD1	1:F:605:VAL:CB	2.45	0.91
1:G:536:GLU:O	1:G:540:LYS:N	2.02	0.91
1:A:575:ARG:HH21	1:A:619:PRO:HG2	1.35	0.91
1:G:265:TYR:CE1	1:G:306:VAL:HG11	2.05	0.91
1:G:599:ILE:CD1	1:G:605:VAL:CB	2.44	0.91

Continued on next page...

Continued from previous page...

Atom-1	Atom-2	Interatomic distance (Å)	Clash overlap (Å)
1:A:466:TRP:HH2	1:A:524:GLU:CG	1.74	0.91
1:C:599:ILE:CG1	1:C:605:VAL:HG21	1.79	0.91
1:C:599:ILE:HD11	1:C:605:VAL:HG23	0.98	0.91
1:D:599:ILE:HD11	1:D:605:VAL:HG23	0.98	0.91
1:D:541:TRP:NE1	1:D:548:ALA:HB2	1.83	0.91
1:A:255:ILE:HB	1:A:289:ILE:HG12	0.96	0.91
1:C:265:TYR:CE1	1:C:306:VAL:HG11	2.05	0.91
1:G:230:TYR:HD2	1:G:354:GLU:OE2	1.45	0.91
1:A:230:TYR:CA	1:A:354:GLU:HG2	1.99	0.91
1:A:255:ILE:HB	1:A:289:ILE:CD1	2.01	0.91
1:C:253:LEU:O	1:C:288:PHE:CB	2.19	0.91
1:D:253:LEU:O	1:D:288:PHE:CB	2.19	0.91
1:F:203:ARG:NH1	1:F:203:ARG:HB3	1.86	0.91
1:G:203:ARG:NH1	1:G:203:ARG:HB3	1.86	0.91
1:D:265:TYR:CE1	1:D:306:VAL:HG11	2.05	0.91
1:D:536:GLU:O	1:D:540:LYS:N	2.02	0.91
1:E:536:GLU:CA	1:E:539:SER:HG	1.72	0.91
1:G:259:GLU:HG2	1:G:262:SER:OG	1.70	0.91
1:E:203:ARG:NH1	1:E:203:ARG:HB3	1.86	0.91
1:E:253:LEU:O	1:E:288:PHE:CB	2.19	0.91
1:E:599:ILE:CG1	1:E:605:VAL:HG21	1.79	0.91
1:G:255:ILE:HB	1:G:289:ILE:CD1	2.01	0.91
1:A:203:ARG:NH1	1:A:203:ARG:HB3	1.86	0.91
1:C:575:ARG:HH21	1:C:619:PRO:HG2	1.35	0.91
1:D:230:TYR:CA	1:D:354:GLU:HG2	1.99	0.91
1:F:253:LEU:O	1:F:288:PHE:CB	2.19	0.91
1:A:230:TYR:HB3	1:A:354:GLU:CD	1.89	0.91
1:E:575:ARG:HH21	1:E:619:PRO:HG2	1.35	0.91
1:E:645:LEU:HD22	1:E:663:ILE:HD11	1.50	0.91
1:D:255:ILE:HB	1:D:289:ILE:CD1	2.01	0.90
1:E:471:GLY:O	1:E:476:LYS:NZ	2.03	0.90
1:A:471:GLY:O	1:A:476:LYS:NZ	2.03	0.90
1:E:541:TRP:NE1	1:E:548:ALA:HB2	1.83	0.90
1:A:187:ILE:HG21	1:A:242:ARG:HB3	1.50	0.90
1:E:590:ASN:ND2	1:F:538:LEU:CD2	2.27	0.90
1:A:265:TYR:CE1	1:A:306:VAL:HG11	2.05	0.90
1:D:259:GLU:HG2	1:D:262:SER:OG	1.70	0.90
1:E:255:ILE:HB	1:E:289:ILE:CD1	2.01	0.90
1:F:255:ILE:O	1:F:289:ILE:CB	2.20	0.90
1:F:599:ILE:CG1	1:F:605:VAL:HG21	1.79	0.90
1:F:645:LEU:HD22	1:F:663:ILE:HD11	1.50	0.90

Continued on next page...

Continued from previous page...

Atom-1	Atom-2	Interatomic distance (Å)	Clash overlap (Å)
1:A:253:LEU:O	1:A:288:PHE:CB	2.19	0.90
1:A:500:PRO:CB	1:A:601:VAL:HG11	2.01	0.90
1:A:536:GLU:CA	1:A:539:SER:HG	1.72	0.90
1:D:569:ILE:HA	1:D:572:ILE:CG1	2.01	0.90
1:E:466:TRP:HH2	1:E:524:GLU:CG	1.74	0.90
1:F:255:ILE:HB	1:F:289:ILE:CD1	2.01	0.90
1:F:259:GLU:HG2	1:F:262:SER:OG	1.70	0.90
1:F:569:ILE:HA	1:F:572:ILE:CG1	2.01	0.90
1:C:541:TRP:NE1	1:C:548:ALA:HB2	1.83	0.90
1:C:645:LEU:HD22	1:C:663:ILE:HD11	1.50	0.90
1:E:546:GLU:OE2	1:E:587:ARG:HA	0.99	0.90
1:C:255:ILE:HB	1:C:289:ILE:CD1	2.01	0.90
1:E:259:GLU:HG2	1:E:262:SER:OG	1.70	0.90
1:G:253:LEU:O	1:G:288:PHE:CB	2.19	0.90
1:C:259:GLU:HG2	1:C:262:SER:OG	1.70	0.90
1:E:196:SER:HA	1:E:199:LEU:CD2	2.02	0.90
1:D:230:TYR:HB3	1:D:354:GLU:CD	1.89	0.89
1:F:536:GLU:CA	1:F:539:SER:HG	1.72	0.89
1:G:255:ILE:O	1:G:289:ILE:CB	2.20	0.89
1:G:471:GLY:O	1:G:476:LYS:NZ	2.03	0.89
1:G:500:PRO:CB	1:G:601:VAL:HG11	2.01	0.89
1:A:590:ASN:ND2	1:C:538:LEU:CD2	2.27	0.89
1:C:500:PRO:CB	1:C:601:VAL:HG11	2.01	0.89
1:D:196:SER:HA	1:D:199:LEU:CD2	2.02	0.89
1:D:536:GLU:CA	1:D:539:SER:HG	1.72	0.89
1:D:575:ARG:HH21	1:D:619:PRO:HG2	1.35	0.89
1:E:599:ILE:CD1	1:E:605:VAL:CB	2.45	0.89
1:C:196:SER:HA	1:C:199:LEU:CD2	2.03	0.89
1:C:462:PRO:O	1:C:523:THR:CG2	2.20	0.89
1:D:462:PRO:O	1:D:523:THR:CG2	2.21	0.89
1:E:462:PRO:O	1:E:523:THR:CG2	2.21	0.89
1:F:196:SER:HA	1:F:199:LEU:CD2	2.02	0.89
1:F:471:GLY:O	1:F:476:LYS:NZ	2.03	0.89
1:C:203:ARG:NH1	1:C:203:ARG:HB3	1.86	0.89
1:C:255:ILE:O	1:C:289:ILE:CB	2.20	0.89
1:F:500:PRO:CB	1:F:601:VAL:HG11	2.01	0.89
1:E:599:ILE:CD1	1:E:605:VAL:HG21	1.99	0.89
1:F:549:ILE:HD11	1:F:592:LEU:HD21	1.55	0.89
1:G:599:ILE:CG1	1:G:605:VAL:HG21	1.79	0.89
1:D:203:ARG:NH1	1:D:203:ARG:HB3	1.86	0.89
1:G:466:TRP:HH2	1:G:524:GLU:CG	1.74	0.89

Continued on next page...

Continued from previous page...

Atom-1	Atom-2	Interatomic distance (Å)	Clash overlap (Å)
1:G:549:ILE:HD11	1:G:592:LEU:HD21	1.55	0.89
1:E:569:ILE:HA	1:E:572:ILE:CG1	2.01	0.89
1:F:547:LYS:O	1:F:548:ALA:C	2.11	0.89
1:A:196:SER:HA	1:A:199:LEU:CD2	2.02	0.89
1:A:255:ILE:O	1:A:289:ILE:CB	2.20	0.89
1:A:574:PRO:CG	1:A:584:VAL:HG11	2.03	0.89
1:C:536:GLU:CA	1:C:539:SER:HG	1.72	0.89
1:C:574:PRO:HG3	1:C:584:VAL:HG11	1.54	0.89
1:A:549:ILE:HD11	1:A:592:LEU:HD21	1.55	0.89
1:E:187:ILE:CG2	1:E:242:ARG:HG3	2.03	0.89
1:F:187:ILE:CG2	1:F:242:ARG:HG3	2.03	0.89
1:F:541:TRP:NE1	1:F:548:ALA:HB2	1.83	0.89
1:D:237:LYS:CA	1:D:240:ILE:HD13	1.97	0.88
1:D:255:ILE:O	1:D:289:ILE:CB	2.20	0.88
1:E:255:ILE:O	1:E:289:ILE:CB	2.20	0.88
1:D:574:PRO:CG	1:D:584:VAL:HG11	2.03	0.88
1:E:574:PRO:CG	1:E:584:VAL:HG11	2.03	0.88
1:A:462:PRO:O	1:A:523:THR:CG2	2.21	0.88
1:E:549:ILE:HD11	1:E:592:LEU:HD21	1.55	0.88
1:F:466:TRP:HH2	1:F:524:GLU:CG	1.74	0.88
1:A:187:ILE:CG2	1:A:242:ARG:HG3	2.03	0.88
1:A:206:ILE:O	1:A:209:PRO:HG2	1.74	0.88
1:A:574:PRO:HG3	1:A:584:VAL:HG11	1.54	0.88
1:C:574:PRO:CG	1:C:584:VAL:HG11	2.03	0.88
1:C:590:ASN:ND2	1:D:538:LEU:CD2	2.27	0.88
1:F:462:PRO:O	1:F:523:THR:CG2	2.21	0.88
1:A:569:ILE:HA	1:A:572:ILE:CG1	2.01	0.88
1:C:316:THR:O	1:C:320:GLY:N	2.07	0.88
1:D:316:THR:O	1:D:320:GLY:N	2.07	0.88
1:C:546:GLU:OE2	1:C:587:ARG:HA	0.99	0.88
1:E:316:THR:O	1:E:320:GLY:N	2.07	0.88
1:C:187:ILE:CG2	1:C:242:ARG:HG3	2.03	0.88
1:G:196:SER:HA	1:G:199:LEU:CD2	2.03	0.88
1:G:569:ILE:HA	1:G:572:ILE:CG1	2.01	0.88
1:G:574:PRO:CG	1:G:584:VAL:HG11	2.03	0.88
1:C:569:ILE:CG1	1:C:572:ILE:HD11	2.04	0.88
1:D:500:PRO:CB	1:D:601:VAL:HG11	2.01	0.88
1:C:206:ILE:O	1:C:209:PRO:HG2	1.74	0.88
1:C:569:ILE:HA	1:C:572:ILE:CG1	2.01	0.88
1:D:547:LYS:O	1:D:548:ALA:C	2.11	0.88
1:E:230:TYR:HD2	1:E:354:GLU:OE2	1.45	0.88

Continued on next page...

Continued from previous page...

Atom-1	Atom-2	Interatomic distance (Å)	Clash overlap (Å)
1:E:500:PRO:CB	1:E:601:VAL:HG11	2.01	0.88
1:F:500:PRO:CG	1:F:601:VAL:CG1	2.52	0.88
1:F:574:PRO:CG	1:F:584:VAL:HG11	2.03	0.88
1:F:574:PRO:HG3	1:F:584:VAL:HG11	1.54	0.88
1:G:187:ILE:CG2	1:G:242:ARG:HG3	2.03	0.88
1:E:574:PRO:HG3	1:E:584:VAL:HG11	1.54	0.87
1:F:316:THR:O	1:F:320:GLY:N	2.07	0.87
1:G:208:LEU:HD23	1:G:209:PRO:N	1.89	0.87
1:G:574:PRO:HG3	1:G:584:VAL:HG11	1.54	0.87
1:D:206:ILE:O	1:D:209:PRO:HG2	1.74	0.87
1:F:208:LEU:HD23	1:F:209:PRO:N	1.89	0.87
1:G:462:PRO:O	1:G:523:THR:CG2	2.21	0.87
1:A:237:LYS:N	1:A:240:ILE:HD11	1.89	0.87
1:A:569:ILE:CG1	1:A:572:ILE:HD11	2.04	0.87
1:C:549:ILE:HD11	1:C:592:LEU:HD21	1.55	0.87
1:D:574:PRO:HG3	1:D:584:VAL:HG11	1.54	0.87
1:A:541:TRP:NE1	1:A:548:ALA:HB2	1.83	0.87
1:D:230:TYR:CG	1:D:354:GLU:OE2	2.28	0.87
1:F:466:TRP:CH2	1:F:524:GLU:CB	2.58	0.87
1:A:208:LEU:HD23	1:A:209:PRO:N	1.89	0.87
1:A:259:GLU:HA	1:A:262:SER:HB3	1.57	0.87
1:A:316:THR:O	1:A:320:GLY:N	2.07	0.87
1:D:208:LEU:HD23	1:D:209:PRO:N	1.89	0.87
1:D:569:ILE:CG1	1:D:572:ILE:HD11	2.04	0.87
1:D:599:ILE:CD1	1:D:605:VAL:CB	2.45	0.87
1:E:466:TRP:CH2	1:E:524:GLU:CB	2.58	0.87
1:F:569:ILE:CG1	1:F:572:ILE:HD11	2.04	0.87
1:G:500:PRO:CG	1:G:601:VAL:CG1	2.52	0.87
1:G:541:TRP:NE1	1:G:548:ALA:HB2	1.83	0.87
1:A:574:PRO:CG	1:A:584:VAL:CG1	2.53	0.87
1:D:549:ILE:HD11	1:D:592:LEU:HD21	1.55	0.87
1:A:500:PRO:HB2	1:A:601:VAL:HG21	1.56	0.87
1:A:546:GLU:OE2	1:A:587:ARG:HA	0.99	0.87
1:F:237:LYS:N	1:F:240:ILE:HD11	1.89	0.87
1:A:547:LYS:O	1:A:548:ALA:C	2.11	0.87
1:E:230:TYR:CG	1:E:354:GLU:OE2	2.27	0.87
1:E:569:ILE:CG1	1:E:572:ILE:HD11	2.04	0.87
1:C:208:LEU:HD23	1:C:209:PRO:N	1.89	0.87
1:C:574:PRO:CG	1:C:584:VAL:CG1	2.53	0.87
1:D:187:ILE:CG2	1:D:242:ARG:HG3	2.03	0.87
1:D:240:ILE:O	1:D:244:VAL:HG23	1.75	0.87

Continued on next page...

Continued from previous page...

Atom-1	Atom-2	Interatomic distance (Å)	Clash overlap (Å)
1:D:500:PRO:HB2	1:D:601:VAL:HG21	1.56	0.87
1:F:240:ILE:O	1:F:244:VAL:HG23	1.75	0.87
1:E:208:LEU:HD23	1:E:209:PRO:N	1.89	0.86
1:E:237:LYS:N	1:E:240:ILE:HD11	1.89	0.86
1:C:230:TYR:CG	1:C:354:GLU:OE2	2.28	0.86
1:C:237:LYS:N	1:C:240:ILE:HD11	1.89	0.86
1:E:237:LYS:CA	1:E:240:ILE:HD13	1.97	0.86
1:F:259:GLU:HA	1:F:262:SER:HB3	1.57	0.86
1:F:500:PRO:HB2	1:F:601:VAL:HG21	1.56	0.86
1:G:237:LYS:N	1:G:240:ILE:HD11	1.89	0.86
1:C:466:TRP:CH2	1:C:524:GLU:CB	2.58	0.86
1:E:466:TRP:CZ3	1:E:524:GLU:CD	2.49	0.86
1:F:230:TYR:CG	1:F:354:GLU:OE2	2.27	0.86
1:G:466:TRP:CH2	1:G:524:GLU:CB	2.58	0.86
1:D:237:LYS:N	1:D:240:ILE:HD11	1.89	0.86
1:G:206:ILE:O	1:G:209:PRO:HG2	1.74	0.86
1:G:466:TRP:HD1	1:G:476:LYS:HD2	1.41	0.86
1:A:596:LEU:O	1:A:599:ILE:HG22	1.76	0.86
1:C:240:ILE:O	1:C:244:VAL:HG23	1.75	0.86
1:D:541:TRP:NE1	1:D:548:ALA:HB3	1.89	0.86
1:E:500:PRO:CG	1:E:601:VAL:CG1	2.52	0.86
1:F:466:TRP:HD1	1:F:476:LYS:HD2	1.41	0.86
1:G:466:TRP:CZ3	1:G:524:GLU:CD	2.49	0.86
1:G:569:ILE:CG1	1:G:572:ILE:HD11	2.04	0.86
1:G:574:PRO:CG	1:G:584:VAL:CG1	2.53	0.86
1:C:500:PRO:HB2	1:C:601:VAL:HG21	1.56	0.86
1:D:466:TRP:CH2	1:D:524:GLU:CB	2.58	0.86
1:E:541:TRP:NE1	1:E:548:ALA:HB3	1.89	0.86
1:G:237:LYS:CA	1:G:240:ILE:HD13	1.97	0.86
1:G:547:LYS:O	1:G:548:ALA:C	2.11	0.86
1:A:466:TRP:CZ3	1:A:524:GLU:CD	2.49	0.86
1:A:466:TRP:HD1	1:A:476:LYS:HD2	1.41	0.86
1:E:206:ILE:O	1:E:209:PRO:HG2	1.74	0.86
1:D:574:PRO:CG	1:D:584:VAL:CG1	2.53	0.86
1:E:547:LYS:O	1:E:548:ALA:C	2.11	0.86
1:A:466:TRP:CH2	1:A:524:GLU:CB	2.58	0.85
1:A:500:PRO:CG	1:A:601:VAL:CG1	2.52	0.85
1:E:240:ILE:O	1:E:244:VAL:HG23	1.75	0.85
1:E:466:TRP:HD1	1:E:476:LYS:HD2	1.41	0.85
1:E:500:PRO:HB2	1:E:601:VAL:HG21	1.56	0.85
1:G:230:TYR:CG	1:G:354:GLU:OE2	2.27	0.85

Continued on next page...

Continued from previous page...

Atom-1	Atom-2	Interatomic distance (Å)	Clash overlap (Å)
1:G:316:THR:O	1:G:320:GLY:N	2.07	0.85
1:G:500:PRO:HB2	1:G:601:VAL:HG21	1.56	0.85
1:F:206:ILE:O	1:F:209:PRO:HG2	1.74	0.85
1:A:230:TYR:CG	1:A:354:GLU:OE2	2.27	0.85
1:A:599:ILE:CD1	1:A:605:VAL:CB	2.45	0.85
1:C:541:TRP:NE1	1:C:548:ALA:HB3	1.89	0.85
1:E:574:PRO:CG	1:E:584:VAL:CG1	2.53	0.85
1:E:596:LEU:O	1:E:599:ILE:HG22	1.76	0.85
1:F:272:LEU:CD2	1:F:310:VAL:CG1	2.46	0.85
1:F:311:VAL:O	1:F:315:LEU:HD13	1.77	0.85
1:F:574:PRO:CG	1:F:584:VAL:CG1	2.53	0.85
1:F:596:LEU:O	1:F:599:ILE:HG22	1.76	0.85
1:A:240:ILE:O	1:A:244:VAL:HG23	1.75	0.85
1:F:466:TRP:CZ3	1:F:524:GLU:CD	2.49	0.85
1:G:240:ILE:O	1:G:244:VAL:HG23	1.75	0.85
1:G:254:SER:O	1:G:255:ILE:HD12	1.77	0.85
1:C:466:TRP:HD1	1:C:476:LYS:HD2	1.41	0.85
1:C:599:ILE:CD1	1:C:605:VAL:CB	2.45	0.85
1:D:256:ASN:OD1	1:D:258:PRO:HG2	1.77	0.85
1:F:590:ASN:ND2	1:G:538:LEU:CD2	2.27	0.85
1:G:259:GLU:HA	1:G:262:SER:HB3	1.57	0.85
1:C:596:LEU:O	1:C:599:ILE:HG22	1.76	0.85
1:D:466:TRP:HD1	1:D:476:LYS:HD2	1.41	0.85
1:E:295:ILE:HD12	1:E:314:LEU:HD11	1.57	0.85
1:D:237:LYS:C	1:D:240:ILE:HD13	1.75	0.85
1:D:259:GLU:HA	1:D:262:SER:HB3	1.57	0.85
1:G:311:VAL:O	1:G:315:LEU:HD13	1.77	0.85
1:A:254:SER:O	1:A:255:ILE:HD12	1.77	0.85
1:A:256:ASN:OD1	1:A:258:PRO:HG2	1.77	0.85
1:C:259:GLU:HA	1:C:262:SER:HB3	1.57	0.85
1:D:311:VAL:O	1:D:315:LEU:HD13	1.77	0.85
1:A:257:GLY:O	1:A:260:ILE:HG22	1.77	0.85
1:D:295:ILE:HD12	1:D:314:LEU:HD11	1.57	0.85
1:D:599:ILE:CD1	1:D:605:VAL:HG21	1.99	0.85
1:F:254:SER:O	1:F:255:ILE:HD12	1.77	0.85
1:A:541:TRP:NE1	1:A:548:ALA:HB3	1.89	0.84
1:D:596:LEU:O	1:D:599:ILE:HG22	1.76	0.84
1:C:593:LEU:CG	1:C:626:ARG:NH1	2.38	0.84
1:D:257:GLY:O	1:D:260:ILE:HG22	1.77	0.84
1:E:311:VAL:O	1:E:315:LEU:HD13	1.77	0.84
1:C:311:VAL:O	1:C:315:LEU:HD13	1.77	0.84

Continued on next page...

Continued from previous page...

Atom-1	Atom-2	Interatomic distance (Å)	Clash overlap (Å)
1:D:305:GLU:HG3	1:E:265:TYR:CZ	2.13	0.84
1:G:256:ASN:OD1	1:G:258:PRO:HG2	1.77	0.84
1:C:254:SER:O	1:C:255:ILE:HD12	1.77	0.84
1:D:372:ARG:HG3	1:D:373:ASN:N	1.91	0.84
1:D:541:TRP:CE2	1:D:548:ALA:HB3	2.13	0.84
1:E:259:GLU:HA	1:E:262:SER:HB3	1.57	0.84
1:G:541:TRP:NE1	1:G:548:ALA:HB3	1.89	0.84
1:C:466:TRP:CZ3	1:C:524:GLU:CD	2.49	0.84
1:F:256:ASN:OD1	1:F:258:PRO:HG2	1.77	0.84
1:G:596:LEU:O	1:G:599:ILE:HG22	1.76	0.84
1:A:295:ILE:HD12	1:A:314:LEU:HD11	1.57	0.84
1:F:295:ILE:HD12	1:F:314:LEU:HD11	1.57	0.84
1:D:254:SER:O	1:D:255:ILE:HD12	1.77	0.84
1:D:375:PRO:O	1:D:436:VAL:HG13	1.78	0.84
1:F:541:TRP:NE1	1:F:548:ALA:HB3	1.89	0.84
1:G:257:GLY:O	1:G:260:ILE:HG22	1.77	0.84
1:D:590:ASN:ND2	1:E:538:LEU:CD2	2.27	0.84
1:E:256:ASN:OD1	1:E:258:PRO:HG2	1.77	0.84
1:E:372:ARG:HG3	1:E:373:ASN:N	1.91	0.84
1:G:372:ARG:HG3	1:G:373:ASN:N	1.91	0.84
1:D:500:PRO:CG	1:D:601:VAL:CG1	2.52	0.84
1:C:372:ARG:HG3	1:C:373:ASN:N	1.91	0.84
1:C:547:LYS:O	1:C:548:ALA:C	2.11	0.84
1:E:305:GLU:HG3	1:F:265:TYR:CZ	2.13	0.84
1:F:257:GLY:O	1:F:260:ILE:HG22	1.77	0.84
1:G:255:ILE:O	1:G:289:ILE:HA	1.78	0.84
1:A:305:GLU:HG3	1:C:265:TYR:CZ	2.13	0.83
1:A:375:PRO:O	1:A:436:VAL:HG13	1.78	0.83
1:E:254:SER:O	1:E:255:ILE:HD12	1.77	0.83
1:A:255:ILE:O	1:A:289:ILE:HA	1.78	0.83
1:C:375:PRO:O	1:C:436:VAL:HG13	1.78	0.83
1:E:257:GLY:O	1:E:260:ILE:HG22	1.77	0.83
1:G:295:ILE:HD12	1:G:314:LEU:HD11	1.57	0.83
1:A:372:ARG:HG3	1:A:373:ASN:N	1.91	0.83
1:E:375:PRO:O	1:E:436:VAL:HG13	1.78	0.83
1:C:237:LYS:CA	1:C:240:ILE:HD13	1.97	0.83
1:C:256:ASN:OD1	1:C:258:PRO:HG2	1.77	0.83
1:A:265:TYR:CZ	1:G:305:GLU:HG3	2.13	0.83
1:A:272:LEU:CD2	1:A:310:VAL:CG1	2.46	0.83
1:C:228:ILE:HG13	1:C:349:PHE:HD1	1.44	0.83
1:D:466:TRP:CZ3	1:D:524:GLU:CD	2.49	0.83

Continued on next page...

Continued from previous page...

Atom-1	Atom-2	Interatomic distance (Å)	Clash overlap (Å)
1:G:600:GLU:HB2	1:G:603:ASN:HD21	1.44	0.83
1:C:305:GLU:HG3	1:D:265:TYR:CZ	2.12	0.83
1:D:228:ILE:HG13	1:D:349:PHE:HD1	1.44	0.83
1:D:253:LEU:HD22	1:D:288:PHE:H	1.43	0.83
1:E:253:LEU:HD22	1:E:288:PHE:H	1.43	0.83
1:A:541:TRP:CE2	1:A:548:ALA:HB3	2.13	0.83
1:C:295:ILE:HD12	1:C:314:LEU:HD11	1.57	0.83
1:E:541:TRP:CE2	1:E:548:ALA:HB3	2.13	0.83
1:A:311:VAL:O	1:A:315:LEU:HD13	1.77	0.83
1:F:255:ILE:O	1:F:289:ILE:HA	1.78	0.83
1:F:372:ARG:HG3	1:F:373:ASN:N	1.91	0.83
1:G:228:ILE:HG13	1:G:349:PHE:HD1	1.44	0.83
1:A:531:SER:C	1:A:532:ILE:HD12	2.00	0.82
1:C:272:LEU:CD2	1:C:310:VAL:CG1	2.46	0.82
1:F:531:SER:C	1:F:532:ILE:HD12	2.00	0.82
1:C:257:GLY:O	1:C:260:ILE:HG22	1.77	0.82
1:F:222:THR:HG21	1:F:323:GLU:OE2	1.79	0.82
1:F:305:GLU:HG3	1:G:265:TYR:CZ	2.13	0.82
1:G:531:SER:C	1:G:532:ILE:HD12	2.00	0.82
1:D:222:THR:HG21	1:D:323:GLU:OE2	1.79	0.82
1:E:522:ALA:HB2	1:E:563:ILE:HD11	1.62	0.82
1:F:522:ALA:HB2	1:F:563:ILE:HD11	1.61	0.82
1:G:272:LEU:CD2	1:G:310:VAL:CG1	2.46	0.82
1:A:204:GLU:OE1	1:A:205:MET:N	2.13	0.82
1:C:600:GLU:HB2	1:C:603:ASN:HD21	1.44	0.82
1:F:593:LEU:CA	1:F:626:ARG:NH1	2.33	0.82
1:G:536:GLU:CD	1:G:540:LYS:CB	2.48	0.82
1:F:375:PRO:O	1:F:436:VAL:HG13	1.78	0.82
1:G:204:GLU:OE1	1:G:205:MET:N	2.13	0.82
1:G:375:PRO:O	1:G:436:VAL:HG13	1.78	0.82
1:C:255:ILE:O	1:C:289:ILE:HA	1.78	0.82
1:C:531:SER:C	1:C:532:ILE:HD12	2.00	0.82
1:C:536:GLU:CD	1:C:540:LYS:CB	2.48	0.82
1:C:593:LEU:CA	1:C:626:ARG:NH1	2.33	0.82
1:F:536:GLU:CD	1:F:540:LYS:CB	2.48	0.82
1:D:569:ILE:HG22	1:D:611:THR:OG1	1.80	0.82
1:A:499:ARG:C	1:C:680:ARG:HH12	1.83	0.82
1:A:593:LEU:CG	1:A:626:ARG:NH1	2.38	0.82
1:C:204:GLU:OE1	1:C:205:MET:N	2.13	0.82
1:C:499:ARG:C	1:D:680:ARG:HH12	1.83	0.82
1:E:228:ILE:HG13	1:E:349:PHE:HD1	1.44	0.82

Continued on next page...

Continued from previous page...

Atom-1	Atom-2	Interatomic distance (Å)	Clash overlap (Å)
1:F:204:GLU:OE1	1:F:205:MET:N	2.13	0.82
1:A:228:ILE:HG13	1:A:349:PHE:HD1	1.44	0.82
1:A:316:THR:O	1:A:319:ASP:N	2.13	0.82
1:E:222:THR:HG21	1:E:323:GLU:OE2	1.79	0.82
1:D:531:SER:C	1:D:532:ILE:HD12	2.00	0.81
1:F:499:ARG:C	1:G:680:ARG:HH12	1.83	0.81
1:G:599:ILE:CD1	1:G:605:VAL:HG21	1.99	0.81
1:C:253:LEU:HD22	1:C:288:PHE:H	1.43	0.81
1:D:500:PRO:CB	1:D:601:VAL:CG2	2.58	0.81
1:E:255:ILE:O	1:E:289:ILE:HA	1.78	0.81
1:G:522:ALA:HB2	1:G:563:ILE:HD11	1.61	0.81
1:A:222:THR:HG21	1:A:323:GLU:OE2	1.79	0.81
1:A:680:ARG:HH12	1:G:499:ARG:C	1.83	0.81
1:C:599:ILE:HD12	1:C:605:VAL:CG2	2.10	0.81
1:D:204:GLU:OE1	1:D:205:MET:N	2.13	0.81
1:D:522:ALA:HB2	1:D:563:ILE:HD11	1.62	0.81
1:E:204:GLU:OE1	1:E:205:MET:N	2.13	0.81
1:E:536:GLU:CD	1:E:540:LYS:CB	2.48	0.81
1:E:641:ARG:HA	1:E:644:ILE:HG22	1.62	0.81
1:F:268:SER:OG	1:F:269:GLU:OE1	1.98	0.81
1:F:541:TRP:CZ2	1:F:548:ALA:HB3	2.14	0.81
1:F:600:GLU:HB2	1:F:603:ASN:HD21	1.44	0.81
1:G:196:SER:HA	1:G:199:LEU:HD21	1.61	0.81
1:G:222:THR:HG21	1:G:323:GLU:OE2	1.79	0.81
1:G:268:SER:OG	1:G:269:GLU:OE1	1.98	0.81
1:G:541:TRP:CE2	1:G:548:ALA:HB3	2.13	0.81
1:A:536:GLU:CD	1:A:540:LYS:CB	2.48	0.81
1:C:569:ILE:HG22	1:C:611:THR:OG1	1.80	0.81
1:E:499:ARG:C	1:F:680:ARG:HH12	1.83	0.81
1:F:228:ILE:HG13	1:F:349:PHE:HD1	1.44	0.81
1:F:253:LEU:HD22	1:F:288:PHE:H	1.43	0.81
1:F:641:ARG:HA	1:F:644:ILE:HG22	1.62	0.81
1:F:671:VAL:HG22	1:F:672:GLY:H	1.46	0.81
1:G:569:ILE:HG22	1:G:611:THR:OG1	1.80	0.81
1:A:500:PRO:CB	1:A:601:VAL:CG2	2.58	0.81
1:A:569:ILE:HG22	1:A:611:THR:OG1	1.80	0.81
1:C:222:THR:HG21	1:C:323:GLU:OE2	1.79	0.81
1:D:536:GLU:CD	1:D:540:LYS:CB	2.48	0.81
1:F:196:SER:HA	1:F:199:LEU:HD21	1.61	0.81
1:G:253:LEU:HD22	1:G:288:PHE:H	1.43	0.81
1:A:253:LEU:HD22	1:A:288:PHE:H	1.43	0.81

Continued on next page...

Continued from previous page...

Atom-1	Atom-2	Interatomic distance (Å)	Clash overlap (Å)
1:C:316:THR:O	1:C:319:ASP:N	2.13	0.81
1:C:500:PRO:CB	1:C:601:VAL:CG2	2.58	0.81
1:D:255:ILE:O	1:D:289:ILE:HA	1.78	0.81
1:E:196:SER:HA	1:E:199:LEU:HD21	1.61	0.81
1:E:500:PRO:CB	1:E:601:VAL:CG2	2.58	0.81
1:E:531:SER:C	1:E:532:ILE:HD12	2.00	0.81
1:E:671:VAL:HG22	1:E:672:GLY:H	1.46	0.81
1:G:237:LYS:C	1:G:240:ILE:HD13	1.75	0.81
1:G:316:THR:O	1:G:319:ASP:N	2.13	0.81
1:D:316:THR:O	1:D:319:ASP:N	2.13	0.81
1:D:514:LYS:NZ	1:D:611:THR:O	2.14	0.81
1:F:314:LEU:HD23	1:F:315:LEU:HD12	1.62	0.81
1:A:314:LEU:HD23	1:A:315:LEU:HD12	1.62	0.81
1:A:363:ARG:NH1	1:A:394:THR:O	2.14	0.81
1:C:572:ILE:O	1:C:588:ILE:HG21	1.80	0.81
1:E:268:SER:OG	1:E:269:GLU:OE1	1.98	0.81
1:F:316:THR:O	1:F:319:ASP:N	2.13	0.81
1:F:514:LYS:NZ	1:F:611:THR:O	2.14	0.81
1:G:641:ARG:HA	1:G:644:ILE:HG22	1.62	0.81
1:G:593:LEU:CG	1:G:626:ARG:NH1	2.38	0.81
1:A:269:GLU:HA	1:A:272:LEU:HD12	1.63	0.81
1:D:196:SER:HA	1:D:199:LEU:HD21	1.61	0.81
1:D:499:ARG:C	1:E:680:ARG:HH12	1.83	0.81
1:D:593:LEU:CA	1:D:626:ARG:NH1	2.33	0.81
1:F:541:TRP:CE2	1:F:548:ALA:HB3	2.13	0.81
1:G:314:LEU:HD23	1:G:315:LEU:HD12	1.62	0.81
1:C:196:SER:HA	1:C:199:LEU:HD21	1.61	0.80
1:E:593:LEU:CA	1:E:626:ARG:NH1	2.33	0.80
1:F:198:GLN:OE1	1:F:198:GLN:N	2.13	0.80
1:G:671:VAL:HG22	1:G:672:GLY:H	1.46	0.80
1:A:196:SER:HA	1:A:199:LEU:HD21	1.61	0.80
1:A:600:GLU:HB2	1:A:603:ASN:HD21	1.44	0.80
1:C:265:TYR:CD1	1:C:306:VAL:HG11	2.17	0.80
1:D:265:TYR:CD1	1:D:306:VAL:HG11	2.16	0.80
1:D:600:GLU:HB2	1:D:603:ASN:HD21	1.44	0.80
1:G:363:ARG:NH1	1:G:394:THR:O	2.14	0.80
1:D:579:THR:HG21	1:D:584:VAL:HG21	1.64	0.80
1:E:316:THR:O	1:E:319:ASP:N	2.13	0.80
1:F:593:LEU:CG	1:F:626:ARG:NH1	2.38	0.80
1:G:228:ILE:HG22	1:G:230:TYR:CE1	2.16	0.80
1:G:572:ILE:O	1:G:588:ILE:HG21	1.80	0.80

Continued on next page...

Continued from previous page...

Atom-1	Atom-2	Interatomic distance (Å)	Clash overlap (Å)
1:C:363:ARG:NH1	1:C:394:THR:O	2.14	0.80
1:D:569:ILE:C	1:D:572:ILE:CG1	2.47	0.80
1:D:572:ILE:O	1:D:588:ILE:HG21	1.80	0.80
1:E:228:ILE:HG22	1:E:230:TYR:CE1	2.16	0.80
1:E:269:GLU:HA	1:E:272:LEU:HD12	1.63	0.80
1:F:265:TYR:CD1	1:F:306:VAL:HG11	2.17	0.80
1:F:569:ILE:HG22	1:F:611:THR:OG1	1.80	0.80
1:C:514:LYS:NZ	1:C:611:THR:O	2.14	0.80
1:D:228:ILE:HG22	1:D:230:TYR:CE1	2.16	0.80
1:D:314:LEU:HD23	1:D:315:LEU:HD12	1.62	0.80
1:E:579:THR:HG21	1:E:584:VAL:HG21	1.64	0.80
1:C:579:THR:HG21	1:C:584:VAL:HG21	1.64	0.80
1:E:569:ILE:HG22	1:E:611:THR:OG1	1.80	0.80
1:G:242:ARG:NE	1:G:252:PHE:CE1	2.50	0.80
1:A:236:GLY:O	1:A:240:ILE:CD1	2.30	0.80
1:A:407:ARG:NH2	1:G:221:ILE:HD13	1.97	0.80
1:D:236:GLY:O	1:D:240:ILE:CD1	2.30	0.80
1:D:269:GLU:HA	1:D:272:LEU:HD12	1.64	0.80
1:D:671:VAL:HG22	1:D:672:GLY:H	1.46	0.80
1:F:572:ILE:O	1:F:588:ILE:HG21	1.80	0.80
1:G:236:GLY:O	1:G:240:ILE:CD1	2.30	0.80
1:G:500:PRO:CB	1:G:601:VAL:CG2	2.58	0.80
1:A:198:GLN:OE1	1:A:198:GLN:N	2.13	0.80
1:A:265:TYR:CD1	1:A:306:VAL:HG11	2.17	0.80
1:A:514:LYS:NZ	1:A:611:THR:O	2.14	0.80
1:E:236:GLY:O	1:E:240:ILE:CD1	2.30	0.80
1:E:514:LYS:NZ	1:E:611:THR:O	2.14	0.80
1:E:600:GLU:HB2	1:E:603:ASN:HD21	1.44	0.80
1:F:221:ILE:HD13	1:G:407:ARG:NH2	1.97	0.80
1:F:599:ILE:HD12	1:F:605:VAL:CG2	2.10	0.80
1:G:514:LYS:NZ	1:G:611:THR:O	2.14	0.80
1:G:569:ILE:C	1:G:572:ILE:CG1	2.47	0.80
1:A:641:ARG:HA	1:A:644:ILE:HG22	1.62	0.80
1:D:363:ARG:NH1	1:D:394:THR:O	2.14	0.80
1:D:593:LEU:CD2	1:D:626:ARG:CZ	2.56	0.80
1:G:265:TYR:CD1	1:G:306:VAL:HG11	2.17	0.80
1:A:268:SER:OG	1:A:269:GLU:OE1	1.99	0.80
1:A:522:ALA:HB2	1:A:563:ILE:HD11	1.62	0.80
1:G:255:ILE:O	1:G:289:ILE:CA	2.30	0.80
1:A:569:ILE:C	1:A:572:ILE:CG1	2.47	0.79
1:C:242:ARG:NE	1:C:252:PHE:CE1	2.50	0.79

Continued on next page...

Continued from previous page...

Atom-1	Atom-2	Interatomic distance (Å)	Clash overlap (Å)
1:C:449:ILE:HG23	1:C:451:PRO:HD3	1.64	0.79
1:E:314:LEU:HD23	1:E:315:LEU:HD12	1.62	0.79
1:F:599:ILE:CD1	1:F:605:VAL:HG21	1.99	0.79
1:C:522:ALA:HB2	1:C:563:ILE:HD11	1.61	0.79
1:D:268:SER:OG	1:D:269:GLU:OE1	1.99	0.79
1:D:641:ARG:HA	1:D:644:ILE:HG22	1.62	0.79
1:E:547:LYS:HG3	1:E:550:ARG:NH2	1.97	0.79
1:F:579:THR:HG21	1:F:584:VAL:HG21	1.64	0.79
1:G:269:GLU:HA	1:G:272:LEU:HD12	1.63	0.79
1:A:221:ILE:HD13	1:C:407:ARG:NH2	1.97	0.79
1:A:569:ILE:O	1:A:572:ILE:HG13	1.82	0.79
1:F:236:GLY:O	1:F:240:ILE:CD1	2.30	0.79
1:F:363:ARG:NH1	1:F:394:THR:O	2.14	0.79
1:F:500:PRO:CB	1:F:601:VAL:CG2	2.58	0.79
1:G:599:ILE:HD12	1:G:605:VAL:CG2	2.10	0.79
1:C:268:SER:OG	1:C:269:GLU:OE1	1.98	0.79
1:C:546:GLU:O	1:C:549:ILE:HG22	1.83	0.79
1:C:641:ARG:HA	1:C:644:ILE:HG22	1.62	0.79
1:D:547:LYS:HG3	1:D:550:ARG:NH2	1.97	0.79
1:E:198:GLN:OE1	1:E:198:GLN:N	2.13	0.79
1:E:593:LEU:CD2	1:E:626:ARG:CZ	2.57	0.79
1:E:593:LEU:CG	1:E:626:ARG:NH1	2.38	0.79
1:F:242:ARG:NE	1:F:252:PHE:CE1	2.50	0.79
1:G:466:TRP:HH2	1:G:524:GLU:HG2	0.97	0.79
1:G:593:LEU:CD2	1:G:626:ARG:CZ	2.57	0.79
1:A:547:LYS:HG3	1:A:550:ARG:NH2	1.97	0.79
1:A:572:ILE:O	1:A:588:ILE:HG21	1.80	0.79
1:E:221:ILE:HD13	1:F:407:ARG:NH2	1.97	0.79
1:E:363:ARG:NH1	1:E:394:THR:O	2.14	0.79
1:E:572:ILE:O	1:E:588:ILE:HG21	1.81	0.79
1:F:269:GLU:HA	1:F:272:LEU:HD12	1.63	0.79
1:A:255:ILE:CB	1:A:289:ILE:CG1	2.32	0.79
1:G:449:ILE:HG23	1:G:451:PRO:HD3	1.63	0.79
1:A:242:ARG:NE	1:A:252:PHE:CE1	2.50	0.79
1:A:546:GLU:O	1:A:549:ILE:HG22	1.83	0.79
1:A:599:ILE:HG12	1:A:605:VAL:HG23	1.63	0.79
1:A:671:VAL:HG22	1:A:672:GLY:H	1.46	0.79
1:C:269:GLU:HA	1:C:272:LEU:HD12	1.63	0.79
1:C:547:LYS:HG3	1:C:550:ARG:NH2	1.97	0.79
1:D:255:ILE:CB	1:D:289:ILE:CG1	2.32	0.79
1:D:255:ILE:O	1:D:289:ILE:CA	2.30	0.79

Continued on next page...

Continued from previous page...

Atom-1	Atom-2	Interatomic distance (Å)	Clash overlap (Å)
1:E:569:ILE:O	1:E:572:ILE:HG13	1.82	0.79
1:A:192:ILE:HG13	1:A:239:LEU:HD21	1.65	0.79
1:E:599:ILE:HG12	1:E:605:VAL:HG23	1.63	0.79
1:F:255:ILE:O	1:F:289:ILE:CA	2.30	0.79
1:C:236:GLY:O	1:C:240:ILE:CD1	2.30	0.79
1:D:242:ARG:NE	1:D:252:PHE:CE1	2.50	0.79
1:D:546:GLU:O	1:D:549:ILE:HG22	1.83	0.79
1:E:242:ARG:NE	1:E:252:PHE:CE1	2.50	0.79
1:G:599:ILE:HG12	1:G:605:VAL:HG23	1.63	0.79
1:C:255:ILE:O	1:C:289:ILE:CA	2.30	0.79
1:E:265:TYR:CD1	1:E:306:VAL:HG11	2.17	0.79
1:F:569:ILE:O	1:F:572:ILE:HG13	1.82	0.79
1:F:569:ILE:C	1:F:572:ILE:CG1	2.47	0.79
1:A:228:ILE:HG22	1:A:230:TYR:CE1	2.16	0.78
1:C:569:ILE:O	1:C:572:ILE:HG13	1.82	0.78
1:D:449:ILE:HG23	1:D:451:PRO:HD3	1.63	0.78
1:G:192:ILE:HG13	1:G:239:LEU:HD21	1.65	0.78
1:G:579:THR:HG21	1:G:584:VAL:HG21	1.64	0.78
1:A:237:LYS:CA	1:A:240:ILE:HD13	1.97	0.78
1:A:255:ILE:O	1:A:289:ILE:CA	2.30	0.78
1:A:449:ILE:HG23	1:A:451:PRO:HD3	1.63	0.78
1:A:579:THR:HG21	1:A:584:VAL:HG21	1.64	0.78
1:C:221:ILE:HD13	1:D:407:ARG:NH2	1.97	0.78
1:D:221:ILE:HD13	1:E:407:ARG:NH2	1.97	0.78
1:F:449:ILE:HG23	1:F:451:PRO:HD3	1.64	0.78
1:F:547:LYS:HG3	1:F:550:ARG:NH2	1.97	0.78
1:C:314:LEU:HD23	1:C:315:LEU:HD12	1.62	0.78
1:C:593:LEU:CD2	1:C:626:ARG:CZ	2.57	0.78
1:G:198:GLN:OE1	1:G:198:GLN:N	2.13	0.78
1:G:546:GLU:O	1:G:549:ILE:HG22	1.83	0.78
1:C:671:VAL:HG22	1:C:672:GLY:H	1.46	0.78
1:E:375:PRO:C	1:E:376:LEU:HD23	2.04	0.78
1:E:449:ILE:HG23	1:E:451:PRO:HD3	1.63	0.78
1:G:541:TRP:CH2	1:G:548:ALA:HB1	2.11	0.78
1:A:599:ILE:HD12	1:A:605:VAL:CG2	2.10	0.78
1:E:569:ILE:C	1:E:572:ILE:CG1	2.47	0.78
1:F:192:ILE:HG13	1:F:239:LEU:HD21	1.65	0.78
1:F:546:GLU:O	1:F:549:ILE:HG22	1.83	0.78
1:G:547:LYS:HG3	1:G:550:ARG:NH2	1.97	0.78
1:A:314:LEU:HD22	1:A:315:LEU:HD12	1.66	0.78
1:C:638:LYS:HA	1:C:641:ARG:HD3	1.65	0.78

Continued on next page...

Continued from previous page...

Atom-1	Atom-2	Interatomic distance (Å)	Clash overlap (Å)
1:D:339:ILE:CD1	1:D:344:ARG:HD3	2.14	0.78
1:E:187:ILE:CG2	1:E:242:ARG:CG	2.58	0.78
1:F:228:ILE:HG22	1:F:230:TYR:CE1	2.16	0.78
1:F:599:ILE:HG12	1:F:605:VAL:HG23	1.63	0.78
1:C:237:LYS:C	1:C:240:ILE:HD13	1.75	0.78
1:D:260:ILE:CD1	1:D:295:ILE:HG22	2.14	0.78
1:E:255:ILE:O	1:E:289:ILE:CA	2.30	0.78
1:G:638:LYS:HA	1:G:641:ARG:HD3	1.65	0.78
1:C:228:ILE:HG22	1:C:230:TYR:CE1	2.16	0.78
1:C:314:LEU:HD22	1:C:315:LEU:HD12	1.66	0.78
1:F:375:PRO:C	1:F:376:LEU:HD23	2.04	0.78
1:G:569:ILE:O	1:G:572:ILE:HG13	1.82	0.78
1:A:372:ARG:HG3	1:A:373:ASN:H	1.49	0.77
1:A:593:LEU:CD2	1:A:626:ARG:CZ	2.57	0.77
1:C:260:ILE:CD1	1:C:295:ILE:HG22	2.14	0.77
1:C:339:ILE:CD1	1:C:344:ARG:HD3	2.14	0.77
1:D:541:TRP:HE1	1:D:548:ALA:HB3	1.49	0.77
1:D:593:LEU:CG	1:D:626:ARG:NH1	2.38	0.77
1:E:192:ILE:HG13	1:E:239:LEU:HD21	1.65	0.77
1:E:546:GLU:O	1:E:549:ILE:HG22	1.83	0.77
1:D:198:GLN:OE1	1:D:198:GLN:N	2.13	0.77
1:D:375:PRO:C	1:D:376:LEU:HD23	2.04	0.77
1:C:187:ILE:CG2	1:C:242:ARG:CG	2.58	0.77
1:D:314:LEU:HD22	1:D:315:LEU:HD12	1.66	0.77
1:F:596:LEU:CD1	1:F:626:ARG:CG	2.63	0.77
1:F:638:LYS:HA	1:F:641:ARG:HD3	1.65	0.77
1:F:614:PRO:O	1:F:617:MET:HG2	1.85	0.77
1:G:260:ILE:CD1	1:G:295:ILE:HG22	2.14	0.77
1:G:375:PRO:C	1:G:376:LEU:HD23	2.04	0.77
1:A:466:TRP:HH2	1:A:524:GLU:HG2	0.97	0.77
1:C:268:SER:O	1:C:272:LEU:HD12	1.85	0.77
1:D:596:LEU:CD1	1:D:626:ARG:CG	2.63	0.77
1:G:614:PRO:O	1:G:617:MET:HG2	1.85	0.77
1:A:599:ILE:CD1	1:A:605:VAL:HG21	1.99	0.77
1:A:614:PRO:O	1:A:617:MET:HG2	1.85	0.77
1:C:541:TRP:CZ2	1:C:548:ALA:HB3	2.14	0.77
1:C:541:TRP:HE1	1:C:548:ALA:HB3	1.49	0.77
1:D:189:TYR:OH	1:D:247:GLU:CB	2.32	0.77
1:E:372:ARG:HG3	1:E:373:ASN:H	1.49	0.77
1:E:514:LYS:HD3	1:E:610:ALA:HB1	1.67	0.77
1:F:301:GLU:N	1:F:301:GLU:OE1	2.18	0.77

Continued on next page...

Continued from previous page...

Atom-1	Atom-2	Interatomic distance (Å)	Clash overlap (Å)
1:G:314:LEU:HD22	1:G:315:LEU:HD12	1.66	0.77
1:A:260:ILE:CD1	1:A:295:ILE:HG22	2.14	0.77
1:A:382:GLU:O	1:A:386:PHE:N	2.18	0.77
1:C:192:ILE:HG13	1:C:239:LEU:HD21	1.65	0.77
1:C:198:GLN:OE1	1:C:198:GLN:N	2.13	0.77
1:C:614:PRO:O	1:C:617:MET:HG2	1.85	0.77
1:D:192:ILE:HG13	1:D:239:LEU:HD21	1.65	0.77
1:D:614:PRO:O	1:D:617:MET:HG2	1.85	0.77
1:D:638:LYS:HA	1:D:641:ARG:HD3	1.65	0.77
1:E:614:PRO:O	1:E:617:MET:HG2	1.85	0.77
1:F:189:TYR:OH	1:F:247:GLU:CB	2.33	0.77
1:F:260:ILE:CD1	1:F:295:ILE:HG22	2.14	0.77
1:F:514:LYS:HD3	1:F:610:ALA:HB1	1.67	0.77
1:C:189:TYR:OH	1:C:247:GLU:CB	2.32	0.77
1:C:599:ILE:HG12	1:C:605:VAL:HG23	1.63	0.77
1:G:301:GLU:OE1	1:G:301:GLU:N	2.18	0.77
1:A:272:LEU:HD22	1:A:310:VAL:HG13	1.66	0.77
1:C:600:GLU:HB2	1:C:603:ASN:OD1	1.85	0.77
1:E:268:SER:O	1:E:272:LEU:HD12	1.85	0.77
1:G:268:SER:O	1:G:272:LEU:HD12	1.85	0.77
1:A:242:ARG:CD	1:A:252:PHE:CZ	2.68	0.76
1:A:375:PRO:C	1:A:376:LEU:HD23	2.04	0.76
1:C:569:ILE:C	1:C:572:ILE:CG1	2.47	0.76
1:D:268:SER:O	1:D:272:LEU:HD12	1.85	0.76
1:E:189:TYR:OH	1:E:247:GLU:CB	2.32	0.76
1:E:260:ILE:CD1	1:E:295:ILE:HG22	2.14	0.76
1:D:514:LYS:HD3	1:D:610:ALA:HB1	1.67	0.76
1:D:596:LEU:CD1	1:D:626:ARG:HG3	2.11	0.76
1:E:339:ILE:CD1	1:E:344:ARG:HD3	2.14	0.76
1:F:237:LYS:C	1:F:240:ILE:HD13	1.75	0.76
1:F:372:ARG:HG3	1:F:373:ASN:H	1.49	0.76
1:G:596:LEU:CD1	1:G:626:ARG:CG	2.63	0.76
1:C:301:GLU:N	1:C:301:GLU:OE1	2.18	0.76
1:C:372:ARG:HG3	1:C:373:ASN:H	1.49	0.76
1:D:301:GLU:OE1	1:D:301:GLU:N	2.18	0.76
1:D:569:ILE:O	1:D:572:ILE:HG13	1.82	0.76
1:E:541:TRP:HE1	1:E:548:ALA:HB3	1.49	0.76
1:G:255:ILE:CB	1:G:289:ILE:CG1	2.32	0.76
1:A:569:ILE:HG13	1:A:572:ILE:CD1	2.16	0.76
1:A:596:LEU:CD1	1:A:626:ARG:CG	2.63	0.76
1:C:596:LEU:CD1	1:C:626:ARG:CG	2.63	0.76

Continued on next page...

Continued from previous page...

Atom-1	Atom-2	Interatomic distance (Å)	Clash overlap (Å)
1:E:569:ILE:HG13	1:E:572:ILE:CD1	2.16	0.76
1:F:237:LYS:CA	1:F:240:ILE:HD13	1.97	0.76
1:F:268:SER:O	1:F:272:LEU:HD12	1.85	0.76
1:A:189:TYR:OH	1:A:247:GLU:CB	2.32	0.76
1:A:638:LYS:HA	1:A:641:ARG:HD3	1.65	0.76
1:E:462:PRO:HG2	1:E:523:THR:HG1	1.49	0.76
1:G:189:TYR:OH	1:G:247:GLU:CB	2.32	0.76
1:G:382:GLU:O	1:G:386:PHE:N	2.18	0.76
1:G:514:LYS:HD3	1:G:610:ALA:HB1	1.67	0.76
1:A:191:ASP:HA	1:A:369:ILE:CD1	2.16	0.76
1:A:192:ILE:HG12	1:A:239:LEU:HD22	1.68	0.76
1:C:242:ARG:CD	1:C:252:PHE:CZ	2.68	0.76
1:C:382:GLU:O	1:C:386:PHE:N	2.18	0.76
1:D:191:ASP:HA	1:D:369:ILE:CD1	2.16	0.76
1:E:314:LEU:HD22	1:E:315:LEU:HD12	1.66	0.76
1:G:372:ARG:HG3	1:G:373:ASN:H	1.49	0.76
1:A:339:ILE:CD1	1:A:344:ARG:HD3	2.14	0.76
1:A:549:ILE:HD11	1:A:592:LEU:CD2	2.16	0.76
1:D:272:LEU:HD22	1:D:310:VAL:HG13	1.66	0.76
1:D:382:GLU:O	1:D:386:PHE:N	2.18	0.76
1:E:549:ILE:HD11	1:E:592:LEU:CD2	2.16	0.76
1:E:638:LYS:HA	1:E:641:ARG:HD3	1.65	0.76
1:A:600:GLU:HB2	1:A:603:ASN:OD1	1.86	0.76
1:C:514:LYS:HD3	1:C:610:ALA:HB1	1.67	0.76
1:D:600:GLU:HB2	1:D:603:ASN:OD1	1.85	0.76
1:F:237:LYS:HA	1:F:240:ILE:HD11	0.76	0.76
1:A:514:LYS:HD3	1:A:610:ALA:HB1	1.67	0.76
1:C:375:PRO:C	1:C:376:LEU:HD23	2.04	0.76
1:D:372:ARG:HG3	1:D:373:ASN:H	1.49	0.76
1:E:301:GLU:OE1	1:E:301:GLU:N	2.18	0.76
1:G:191:ASP:HA	1:G:369:ILE:CD1	2.16	0.76
1:A:569:ILE:CA	1:A:572:ILE:CG1	2.63	0.76
1:C:305:GLU:CB	1:D:265:TYR:HE2	1.99	0.76
1:D:549:ILE:HD11	1:D:592:LEU:CD2	2.16	0.76
1:F:192:ILE:HG12	1:F:239:LEU:HD22	1.68	0.76
1:F:242:ARG:CD	1:F:252:PHE:CZ	2.68	0.76
1:F:314:LEU:HD22	1:F:315:LEU:HD12	1.66	0.76
1:G:645:LEU:HD23	1:G:660:LEU:HB3	1.68	0.76
1:A:237:LYS:HA	1:A:240:ILE:HD11	0.76	0.75
1:C:237:LYS:HA	1:C:240:ILE:HD11	0.76	0.75
1:D:230:TYR:HB3	1:D:354:GLU:OE2	1.84	0.75

Continued on next page...

Continued from previous page...

Atom-1	Atom-2	Interatomic distance (Å)	Clash overlap (Å)
1:A:265:TYR:HE2	1:G:305:GLU:CB	1.99	0.75
1:D:500:PRO:CB	1:D:601:VAL:HG21	2.16	0.75
1:F:191:ASP:HA	1:F:369:ILE:CD1	2.16	0.75
1:G:272:LEU:HD22	1:G:310:VAL:HG13	1.67	0.75
1:A:301:GLU:OE1	1:A:301:GLU:N	2.18	0.75
1:A:541:TRP:CZ2	1:A:548:ALA:HB3	2.14	0.75
1:C:500:PRO:CB	1:C:601:VAL:HG21	2.16	0.75
1:D:569:ILE:HG13	1:D:572:ILE:CD1	2.16	0.75
1:E:242:ARG:CD	1:E:252:PHE:CZ	2.68	0.75
1:F:305:GLU:CB	1:G:265:TYR:HE2	1.99	0.75
1:G:549:ILE:HD11	1:G:592:LEU:CD2	2.16	0.75
1:A:305:GLU:CB	1:C:265:TYR:HE2	1.99	0.75
1:C:549:ILE:HD11	1:C:592:LEU:CD2	2.16	0.75
1:D:305:GLU:CB	1:E:265:TYR:HE2	1.99	0.75
1:E:242:ARG:HD3	1:E:252:PHE:CE1	2.22	0.75
1:E:596:LEU:CD1	1:E:626:ARG:CG	2.63	0.75
1:F:541:TRP:CH2	1:F:548:ALA:HB1	2.11	0.75
1:F:600:GLU:HB2	1:F:603:ASN:OD1	1.85	0.75
1:G:454:LEU:HB3	1:G:456:GLU:OE1	1.87	0.75
1:C:237:LYS:HA	1:C:240:ILE:HD13	1.59	0.75
1:C:272:LEU:HD22	1:C:310:VAL:HG13	1.66	0.75
1:D:242:ARG:CD	1:D:252:PHE:CZ	2.68	0.75
1:E:192:ILE:HG12	1:E:239:LEU:HD22	1.68	0.75
1:E:237:LYS:HA	1:E:240:ILE:HD13	1.59	0.75
1:F:382:GLU:O	1:F:386:PHE:N	2.18	0.75
1:F:569:ILE:HG13	1:F:572:ILE:CD1	2.16	0.75
1:G:242:ARG:HD3	1:G:252:PHE:CE1	2.22	0.75
1:G:242:ARG:CD	1:G:252:PHE:CZ	2.68	0.75
1:G:569:ILE:HG13	1:G:572:ILE:CD1	2.16	0.75
1:A:268:SER:O	1:A:272:LEU:HD12	1.85	0.75
1:A:500:PRO:CB	1:A:601:VAL:HG21	2.16	0.75
1:C:191:ASP:HA	1:C:369:ILE:CD1	2.16	0.75
1:C:569:ILE:CA	1:C:572:ILE:CG1	2.63	0.75
1:C:569:ILE:HG13	1:C:572:ILE:CD1	2.16	0.75
1:D:454:LEU:HB3	1:D:456:GLU:OE1	1.87	0.75
1:E:191:ASP:HA	1:E:369:ILE:CD1	2.16	0.75
1:E:305:GLU:CB	1:F:265:TYR:HE2	1.99	0.75
1:A:192:ILE:CG1	1:A:239:LEU:CD2	2.65	0.75
1:A:532:ILE:HD13	1:A:565:PHE:O	1.87	0.75
1:D:237:LYS:HA	1:D:240:ILE:HD11	0.76	0.75
1:D:541:TRP:CH2	1:D:548:ALA:HB1	2.11	0.75

Continued on next page...

Continued from previous page...

Atom-1	Atom-2	Interatomic distance (Å)	Clash overlap (Å)
1:E:600:GLU:HB2	1:E:603:ASN:OD1	1.86	0.75
1:F:192:ILE:CG1	1:F:239:LEU:CD2	2.65	0.75
1:G:192:ILE:HG12	1:G:239:LEU:HD22	1.68	0.75
1:G:237:LYS:HA	1:G:240:ILE:HD11	0.76	0.75
1:G:600:GLU:HB2	1:G:603:ASN:OD1	1.85	0.75
1:A:575:ARG:HH21	1:A:619:PRO:CG	2.00	0.75
1:C:192:ILE:CG1	1:C:239:LEU:CD2	2.65	0.75
1:C:466:TRP:HH2	1:C:524:GLU:HG2	0.97	0.75
1:D:272:LEU:CD2	1:D:310:VAL:CG1	2.46	0.75
1:D:307:GLU:O	1:D:311:VAL:CG2	2.35	0.75
1:G:532:ILE:HD13	1:G:565:PHE:O	1.87	0.75
1:A:645:LEU:HD23	1:A:660:LEU:HB3	1.68	0.75
1:C:599:ILE:CD1	1:C:605:VAL:HB	2.17	0.74
1:C:645:LEU:HD23	1:C:660:LEU:HB3	1.68	0.74
1:D:192:ILE:HG12	1:D:239:LEU:HD22	1.68	0.74
1:E:541:TRP:CH2	1:E:548:ALA:HB1	2.11	0.74
1:F:454:LEU:HB3	1:F:456:GLU:OE1	1.87	0.74
1:G:575:ARG:HH21	1:G:619:PRO:CG	2.00	0.74
1:A:242:ARG:HD3	1:A:252:PHE:CE1	2.22	0.74
1:D:242:ARG:HD3	1:D:252:PHE:CE1	2.22	0.74
1:E:237:LYS:HA	1:E:240:ILE:HD11	0.76	0.74
1:E:701:PHE:O	1:E:705:LEU:N	2.20	0.74
1:F:339:ILE:CD1	1:F:344:ARG:HD3	2.14	0.74
1:F:629:LYS:HD3	1:F:631:ILE:HD11	1.69	0.74
1:A:383:LYS:HA	1:A:386:PHE:HB3	1.70	0.74
1:G:339:ILE:CD1	1:G:344:ARG:HD3	2.14	0.74
1:C:454:LEU:HB3	1:C:456:GLU:OE1	1.87	0.74
1:C:575:ARG:HH21	1:C:619:PRO:CG	2.00	0.74
1:D:466:TRP:HH2	1:D:524:GLU:HG2	0.97	0.74
1:F:549:ILE:HD11	1:F:592:LEU:CD2	2.16	0.74
1:G:500:PRO:CB	1:G:601:VAL:HG21	2.16	0.74
1:G:569:ILE:CA	1:G:572:ILE:CG1	2.63	0.74
1:E:192:ILE:CG1	1:E:239:LEU:CD2	2.65	0.74
1:E:382:GLU:O	1:E:386:PHE:N	2.18	0.74
1:A:541:TRP:HE1	1:A:548:ALA:HB3	1.49	0.74
1:E:454:LEU:HB3	1:E:456:GLU:OE1	1.87	0.74
1:F:242:ARG:HD3	1:F:252:PHE:CE1	2.22	0.74
1:F:272:LEU:HD22	1:F:310:VAL:HG13	1.67	0.74
1:G:192:ILE:CG1	1:G:239:LEU:CD2	2.65	0.74
1:A:187:ILE:CG2	1:A:242:ARG:CG	2.58	0.74
1:E:307:GLU:O	1:E:311:VAL:CG2	2.35	0.74

Continued on next page...

Continued from previous page...

Atom-1	Atom-2	Interatomic distance (Å)	Clash overlap (Å)
1:A:307:GLU:O	1:A:311:VAL:CG2	2.35	0.74
1:C:532:ILE:HD13	1:C:565:PHE:O	1.87	0.74
1:F:599:ILE:CD1	1:F:605:VAL:HB	2.17	0.74
1:A:547:LYS:O	1:A:549:ILE:N	2.21	0.74
1:C:242:ARG:HD3	1:C:252:PHE:CE1	2.22	0.74
1:D:645:LEU:HD23	1:D:660:LEU:HB3	1.68	0.74
1:G:203:ARG:HH11	1:G:204:GLU:N	1.86	0.74
1:G:383:LYS:HA	1:G:386:PHE:HB3	1.70	0.74
1:G:629:LYS:HD3	1:G:631:ILE:HD11	1.70	0.74
1:A:237:LYS:HA	1:A:240:ILE:HD13	1.59	0.74
1:A:454:LEU:HB3	1:A:456:GLU:OE1	1.87	0.74
1:C:192:ILE:HG12	1:C:239:LEU:HD22	1.68	0.74
1:C:307:GLU:O	1:C:311:VAL:CG2	2.35	0.74
1:C:383:LYS:HA	1:C:386:PHE:HB3	1.70	0.74
1:C:547:LYS:O	1:C:549:ILE:N	2.21	0.74
1:D:242:ARG:CD	1:D:252:PHE:CE1	2.71	0.74
1:E:335:ARG:CB	1:E:338:ALA:HB2	2.18	0.74
1:E:532:ILE:HB	1:E:565:PHE:O	1.88	0.74
1:E:547:LYS:HG3	1:E:550:ARG:CZ	2.18	0.74
1:F:547:LYS:HG3	1:F:550:ARG:CZ	2.18	0.74
1:F:596:LEU:CD1	1:F:626:ARG:HG3	2.12	0.74
1:A:242:ARG:CD	1:A:252:PHE:CE1	2.71	0.73
1:C:242:ARG:CD	1:C:252:PHE:CE1	2.71	0.73
1:D:203:ARG:HH11	1:D:204:GLU:N	1.86	0.73
1:D:532:ILE:HB	1:D:565:PHE:O	1.88	0.73
1:F:532:ILE:HB	1:F:565:PHE:O	1.88	0.73
1:F:532:ILE:HD13	1:F:565:PHE:O	1.87	0.73
1:F:575:ARG:HH21	1:F:619:PRO:CG	2.00	0.73
1:G:292:ILE:CG2	1:G:295:ILE:HG12	2.18	0.73
1:C:596:LEU:CD1	1:C:626:ARG:HG3	2.12	0.73
1:D:192:ILE:CG1	1:D:239:LEU:CD2	2.65	0.73
1:D:292:ILE:CG2	1:D:295:ILE:HG12	2.18	0.73
1:D:383:LYS:HA	1:D:386:PHE:HB3	1.70	0.73
1:D:599:ILE:HD12	1:D:605:VAL:CG2	2.10	0.73
1:E:228:ILE:HG13	1:E:349:PHE:CD1	2.24	0.73
1:F:701:PHE:O	1:F:705:LEU:N	2.20	0.73
1:G:547:LYS:O	1:G:549:ILE:N	2.21	0.73
1:C:203:ARG:HH11	1:C:204:GLU:N	1.86	0.73
1:E:575:ARG:HH21	1:E:619:PRO:CG	2.00	0.73
1:F:500:PRO:CB	1:F:601:VAL:HG21	2.16	0.73
1:F:569:ILE:C	1:F:572:ILE:CD1	2.57	0.73

Continued on next page...

Continued from previous page...

Atom-1	Atom-2	Interatomic distance (Å)	Clash overlap (Å)
1:G:541:TRP:HE1	1:G:548:ALA:HB3	1.50	0.73
1:A:269:GLU:HA	1:A:272:LEU:HD13	1.71	0.73
1:A:569:ILE:C	1:A:572:ILE:HD11	2.08	0.73
1:D:547:LYS:O	1:D:549:ILE:N	2.21	0.73
1:F:335:ARG:CB	1:F:338:ALA:HB2	2.18	0.73
1:G:547:LYS:HG3	1:G:550:ARG:CZ	2.18	0.73
1:C:532:ILE:HB	1:C:565:PHE:O	1.88	0.73
1:D:701:PHE:O	1:D:705:LEU:N	2.20	0.73
1:E:255:ILE:CB	1:E:289:ILE:CG1	2.32	0.73
1:E:547:LYS:O	1:E:549:ILE:N	2.21	0.73
1:F:228:ILE:HG13	1:F:349:PHE:CD1	2.23	0.73
1:F:541:TRP:HE1	1:F:548:ALA:HB3	1.49	0.73
1:F:547:LYS:O	1:F:549:ILE:N	2.21	0.73
1:F:645:LEU:HD23	1:F:660:LEU:HB3	1.68	0.73
1:G:569:ILE:C	1:G:572:ILE:CD1	2.57	0.73
1:C:541:TRP:CH2	1:C:548:ALA:HB1	2.11	0.73
1:D:575:ARG:HH21	1:D:619:PRO:CG	2.00	0.73
1:E:292:ILE:CG2	1:E:295:ILE:HG12	2.18	0.73
1:F:383:LYS:HA	1:F:386:PHE:HB3	1.70	0.73
1:G:701:PHE:O	1:G:705:LEU:N	2.20	0.73
1:A:203:ARG:HH11	1:A:204:GLU:N	1.86	0.73
1:C:292:ILE:CG2	1:C:295:ILE:HG12	2.18	0.73
1:D:547:LYS:HG3	1:D:550:ARG:CZ	2.18	0.73
1:E:203:ARG:HH11	1:E:204:GLU:N	1.86	0.73
1:F:462:PRO:HG2	1:F:523:THR:HG1	1.51	0.73
1:G:242:ARG:CD	1:G:252:PHE:CE1	2.71	0.73
1:D:541:TRP:CZ2	1:D:548:ALA:HB3	2.14	0.73
1:E:599:ILE:CD1	1:E:605:VAL:HB	2.17	0.73
1:E:629:LYS:HD3	1:E:631:ILE:HD11	1.69	0.73
1:G:335:ARG:CB	1:G:338:ALA:HB2	2.18	0.73
1:C:536:GLU:HA	1:C:539:SER:HG	0.79	0.73
1:D:228:ILE:HG13	1:D:349:PHE:CD1	2.23	0.73
1:D:335:ARG:CB	1:D:338:ALA:HB2	2.18	0.73
1:D:532:ILE:HD13	1:D:565:PHE:O	1.87	0.73
1:E:645:LEU:HD23	1:E:660:LEU:HB3	1.68	0.73
1:F:292:ILE:CG2	1:F:295:ILE:HG12	2.19	0.73
1:E:289:ILE:CG2	1:E:292:ILE:HD11	2.19	0.73
1:E:383:LYS:HA	1:E:386:PHE:HB3	1.70	0.73
1:E:500:PRO:CB	1:E:601:VAL:HG21	2.16	0.73
1:F:307:GLU:O	1:F:311:VAL:CG2	2.35	0.73
1:G:599:ILE:CD1	1:G:605:VAL:HB	2.17	0.73

Continued on next page...

Continued from previous page...

Atom-1	Atom-2	Interatomic distance (Å)	Clash overlap (Å)
1:A:228:ILE:HG13	1:A:349:PHE:CD1	2.23	0.72
1:D:599:ILE:HG12	1:D:605:VAL:HG23	1.63	0.72
1:E:242:ARG:CD	1:E:252:PHE:CE1	2.71	0.72
1:E:532:ILE:HD13	1:E:565:PHE:O	1.87	0.72
1:F:203:ARG:HH11	1:F:204:GLU:N	1.86	0.72
1:A:292:ILE:CG2	1:A:295:ILE:HG12	2.18	0.72
1:A:532:ILE:HB	1:A:565:PHE:O	1.88	0.72
1:E:272:LEU:CD2	1:E:310:VAL:CG1	2.46	0.72
1:E:569:ILE:C	1:E:572:ILE:CD1	2.57	0.72
1:F:289:ILE:CG2	1:F:292:ILE:HD11	2.19	0.72
1:G:289:ILE:CG2	1:G:292:ILE:HD11	2.19	0.72
1:G:569:ILE:C	1:G:572:ILE:HD11	2.08	0.72
1:A:230:TYR:HB3	1:A:354:GLU:OE2	1.84	0.72
1:C:495:ARG:CD	1:D:693:ALA:CB	2.68	0.72
1:C:501:SER:HB3	1:D:680:ARG:HH21	1.54	0.72
1:A:335:ARG:CB	1:A:338:ALA:HB2	2.18	0.72
1:A:534:GLY:O	1:A:538:LEU:HD13	1.90	0.72
1:A:569:ILE:C	1:A:572:ILE:CD1	2.57	0.72
1:A:574:PRO:HD2	1:A:584:VAL:HG13	1.72	0.72
1:A:599:ILE:CD1	1:A:605:VAL:HB	2.17	0.72
1:F:230:TYR:HB3	1:F:354:GLU:OE2	1.84	0.72
1:C:547:LYS:HG3	1:C:550:ARG:CZ	2.18	0.72
1:C:569:ILE:C	1:C:572:ILE:CD1	2.57	0.72
1:D:569:ILE:CA	1:D:572:ILE:CG1	2.63	0.72
1:E:230:TYR:OH	1:E:339:ILE:HG12	1.90	0.72
1:E:574:PRO:CD	1:E:584:VAL:HG13	2.19	0.72
1:G:574:PRO:HD2	1:G:584:VAL:HG13	1.72	0.72
1:A:547:LYS:HG3	1:A:550:ARG:CZ	2.18	0.72
1:C:269:GLU:HA	1:C:272:LEU:HD13	1.70	0.72
1:C:629:LYS:HD3	1:C:631:ILE:HD11	1.69	0.72
1:D:533:LYS:HB2	1:D:536:GLU:HB3	1.72	0.72
1:D:574:PRO:CD	1:D:584:VAL:HG13	2.20	0.72
1:E:272:LEU:HD22	1:E:310:VAL:HG13	1.67	0.72
1:E:599:ILE:HD12	1:E:605:VAL:CG2	2.10	0.72
1:F:242:ARG:CD	1:F:252:PHE:CE1	2.71	0.72
1:F:574:PRO:CD	1:F:584:VAL:HG13	2.20	0.72
1:F:574:PRO:HD2	1:F:584:VAL:HG13	1.72	0.72
1:G:532:ILE:HB	1:G:565:PHE:O	1.88	0.72
1:C:335:ARG:CB	1:C:338:ALA:HB2	2.18	0.72
1:D:289:ILE:CG2	1:D:292:ILE:HD11	2.19	0.72
1:D:599:ILE:CD1	1:D:605:VAL:HB	2.17	0.72

Continued on next page...

Continued from previous page...

Atom-1	Atom-2	Interatomic distance (Å)	Clash overlap (Å)
1:G:466:TRP:CD1	1:G:476:LYS:HD2	2.25	0.72
1:G:574:PRO:CD	1:G:584:VAL:HG13	2.20	0.72
1:D:569:ILE:C	1:D:572:ILE:CD1	2.57	0.72
1:E:237:LYS:C	1:E:240:ILE:HD13	1.75	0.72
1:E:466:TRP:HH2	1:E:524:GLU:HG2	0.97	0.72
1:F:240:ILE:CD1	1:F:240:ILE:H	1.95	0.72
1:F:501:SER:HB3	1:G:680:ARG:HH21	1.54	0.72
1:A:495:ARG:CD	1:C:693:ALA:CB	2.68	0.72
1:A:501:SER:HB3	1:C:680:ARG:HH21	1.54	0.72
1:C:228:ILE:HG13	1:C:349:PHE:CD1	2.23	0.72
1:C:533:LYS:HB2	1:C:536:GLU:HB3	1.72	0.72
1:D:203:ARG:HB3	1:D:203:ARG:HH11	1.55	0.72
1:D:629:LYS:HD3	1:D:631:ILE:HD11	1.70	0.72
1:E:240:ILE:CD1	1:E:240:ILE:H	1.95	0.72
1:E:534:GLY:O	1:E:538:LEU:HD13	1.90	0.72
1:G:269:GLU:HA	1:G:272:LEU:HD13	1.71	0.72
1:G:599:ILE:HD11	1:G:605:VAL:C	2.11	0.72
1:C:534:GLY:O	1:C:538:LEU:HD13	1.90	0.72
1:C:701:PHE:O	1:C:705:LEU:N	2.20	0.72
1:E:495:ARG:NH2	1:F:693:ALA:O	2.23	0.72
1:G:228:ILE:HG13	1:G:349:PHE:CD1	2.23	0.72
1:G:307:GLU:O	1:G:311:VAL:CG2	2.35	0.72
1:A:599:ILE:HD11	1:A:605:VAL:C	2.11	0.71
1:A:701:PHE:O	1:A:705:LEU:N	2.20	0.71
1:C:574:PRO:HD2	1:C:584:VAL:HG13	1.72	0.71
1:D:269:GLU:HA	1:D:272:LEU:HD13	1.70	0.71
1:D:501:SER:HB3	1:E:680:ARG:HH21	1.55	0.71
1:E:533:LYS:HB2	1:E:536:GLU:HB3	1.72	0.71
1:F:386:PHE:CE2	1:F:439:GLU:HB2	2.25	0.71
1:A:629:LYS:HD3	1:A:631:ILE:HD11	1.69	0.71
1:C:228:ILE:HG22	1:C:230:TYR:CD1	2.25	0.71
1:E:269:GLU:HA	1:E:272:LEU:HD13	1.71	0.71
1:F:269:GLU:HA	1:F:272:LEU:HD13	1.70	0.71
1:F:495:ARG:NH2	1:G:693:ALA:O	2.23	0.71
1:G:386:PHE:CE2	1:G:439:GLU:HB2	2.25	0.71
1:G:533:LYS:HB2	1:G:536:GLU:HB3	1.72	0.71
1:A:386:PHE:CE2	1:A:439:GLU:HB2	2.25	0.71
1:D:599:ILE:HD11	1:D:605:VAL:C	2.11	0.71
1:F:599:ILE:HD11	1:F:605:VAL:C	2.11	0.71
1:C:599:ILE:HD11	1:C:605:VAL:C	2.11	0.71
1:E:599:ILE:HD11	1:E:605:VAL:C	2.11	0.71

Continued on next page...

Continued from previous page...

Atom-1	Atom-2	Interatomic distance (Å)	Clash overlap (Å)
1:G:534:GLY:O	1:G:538:LEU:HD13	1.90	0.71
1:A:230:TYR:O	1:A:354:GLU:CA	2.39	0.71
1:C:574:PRO:CD	1:C:584:VAL:HG13	2.19	0.71
1:D:501:SER:N	1:E:680:ARG:HH22	1.88	0.71
1:D:574:PRO:HD2	1:D:584:VAL:HG13	1.72	0.71
1:D:642:LEU:O	1:D:646:LYS:NZ	2.23	0.71
1:E:574:PRO:HD2	1:E:584:VAL:HG13	1.72	0.71
1:F:228:ILE:HG22	1:F:230:TYR:CD1	2.26	0.71
1:F:495:ARG:CD	1:G:693:ALA:CB	2.68	0.71
1:G:230:TYR:OH	1:G:339:ILE:HG12	1.90	0.71
1:A:230:TYR:OH	1:A:339:ILE:HG12	1.90	0.71
1:E:476:LYS:HA	1:E:479:ILE:HG22	1.73	0.71
1:F:569:ILE:C	1:F:572:ILE:HD11	2.08	0.71
1:A:228:ILE:HG22	1:A:230:TYR:CD1	2.26	0.71
1:A:289:ILE:CG2	1:A:292:ILE:HD11	2.19	0.71
1:A:454:LEU:HB3	1:A:456:GLU:CD	2.11	0.71
1:C:289:ILE:CG2	1:C:292:ILE:HD11	2.19	0.71
1:C:599:ILE:CD1	1:C:605:VAL:HG21	1.99	0.71
1:D:495:ARG:NH2	1:E:693:ALA:O	2.23	0.71
1:E:228:ILE:HG22	1:E:230:TYR:CD1	2.26	0.71
1:E:495:ARG:CD	1:F:693:ALA:CB	2.68	0.71
1:F:454:LEU:HB3	1:F:456:GLU:CD	2.11	0.71
1:A:466:TRP:CD1	1:A:476:LYS:HD2	2.25	0.71
1:A:642:LEU:O	1:A:646:LYS:NZ	2.23	0.71
1:C:230:TYR:HB3	1:C:354:GLU:OE2	1.84	0.71
1:C:386:PHE:CE2	1:C:439:GLU:HB2	2.25	0.71
1:E:230:TYR:O	1:E:354:GLU:CA	2.39	0.71
1:E:386:PHE:CE2	1:E:439:GLU:HB2	2.25	0.71
1:E:501:SER:HB3	1:F:680:ARG:HH21	1.55	0.71
1:F:187:ILE:CG2	1:F:242:ARG:CG	2.58	0.71
1:F:237:LYS:HA	1:F:240:ILE:HD13	1.59	0.71
1:F:495:ARG:HD3	1:G:693:ALA:HB3	1.73	0.71
1:A:272:LEU:HD21	1:A:310:VAL:HG11	1.73	0.71
1:A:574:PRO:CD	1:A:584:VAL:HG13	2.19	0.71
1:A:593:LEU:CA	1:A:626:ARG:NH1	2.33	0.71
1:A:693:ALA:CB	1:G:495:ARG:CD	2.68	0.71
1:F:466:TRP:HH2	1:F:524:GLU:HG2	0.97	0.71
1:F:501:SER:N	1:G:680:ARG:HH22	1.88	0.71
1:F:642:LEU:O	1:F:646:LYS:NZ	2.23	0.71
1:G:272:LEU:HD21	1:G:310:VAL:HG11	1.73	0.71
1:G:541:TRP:CZ2	1:G:548:ALA:HB3	2.14	0.71

Continued on next page...

Continued from previous page...

Atom-1	Atom-2	Interatomic distance (Å)	Clash overlap (Å)
1:A:495:ARG:NH2	1:C:693:ALA:O	2.23	0.71
1:A:693:ALA:O	1:G:495:ARG:NH2	2.23	0.71
1:D:228:ILE:HG22	1:D:230:TYR:CD1	2.26	0.71
1:D:500:PRO:C	1:E:680:ARG:HH22	1.94	0.71
1:E:495:ARG:HD3	1:F:693:ALA:HB3	1.73	0.71
1:E:500:PRO:C	1:F:680:ARG:HH22	1.94	0.71
1:E:501:SER:N	1:F:680:ARG:HH22	1.88	0.71
1:F:230:TYR:O	1:F:354:GLU:CA	2.39	0.71
1:F:476:LYS:HA	1:F:479:ILE:HG22	1.73	0.71
1:G:256:ASN:HB2	1:G:258:PRO:HD2	1.73	0.71
1:G:593:LEU:CA	1:G:626:ARG:NH1	2.33	0.71
1:C:454:LEU:HB3	1:C:456:GLU:CD	2.11	0.70
1:C:501:SER:N	1:D:680:ARG:HH22	1.88	0.70
1:D:386:PHE:CE2	1:D:439:GLU:HB2	2.25	0.70
1:D:599:ILE:HD11	1:D:605:VAL:HB	1.73	0.70
1:F:534:GLY:O	1:F:538:LEU:HD13	1.90	0.70
1:G:454:LEU:HB3	1:G:456:GLU:CD	2.11	0.70
1:G:642:LEU:O	1:G:646:LYS:NZ	2.23	0.70
1:A:680:ARG:HH21	1:G:501:SER:HB3	1.54	0.70
1:C:203:ARG:HB3	1:C:203:ARG:HH11	1.55	0.70
1:C:230:TYR:OH	1:C:339:ILE:HG12	1.90	0.70
1:D:230:TYR:OH	1:D:339:ILE:HG12	1.90	0.70
1:G:237:LYS:HA	1:G:240:ILE:HD13	1.59	0.70
1:C:255:ILE:CG2	1:C:289:ILE:CD1	2.70	0.70
1:F:255:ILE:CB	1:F:289:ILE:CG1	2.32	0.70
1:G:228:ILE:HG22	1:G:230:TYR:CD1	2.26	0.70
1:A:256:ASN:HB2	1:A:258:PRO:HD2	1.73	0.70
1:D:255:ILE:CG2	1:D:289:ILE:CD1	2.70	0.70
1:E:454:LEU:HB3	1:E:456:GLU:CD	2.11	0.70
1:E:507:TYR:CE1	1:E:630:LEU:HB3	2.27	0.70
1:F:199:LEU:HD12	1:F:200:GLY:N	2.06	0.70
1:F:230:TYR:OH	1:F:339:ILE:HG12	1.90	0.70
1:F:383:LYS:O	1:F:387:LEU:N	2.20	0.70
1:F:533:LYS:HB2	1:F:536:GLU:HB3	1.72	0.70
1:G:230:TYR:O	1:G:354:GLU:CA	2.39	0.70
1:A:522:ALA:HB1	1:A:529:PHE:CD1	2.27	0.70
1:A:536:GLU:HA	1:A:539:SER:HG	0.76	0.70
1:C:230:TYR:O	1:C:354:GLU:CA	2.39	0.70
1:C:599:ILE:HD11	1:C:605:VAL:HB	1.74	0.70
1:D:507:TYR:CE1	1:D:630:LEU:HB3	2.27	0.70
1:E:199:LEU:HD12	1:E:200:GLY:N	2.06	0.70

Continued on next page...

Continued from previous page...

Atom-1	Atom-2	Interatomic distance (Å)	Clash overlap (Å)
1:E:522:ALA:HB1	1:E:529:PHE:CD1	2.27	0.70
1:E:541:TRP:HZ2	1:E:548:ALA:HB1	0.87	0.70
1:F:203:ARG:HB3	1:F:203:ARG:HH11	1.55	0.70
1:F:541:TRP:HZ2	1:F:548:ALA:HB1	0.87	0.70
1:F:642:LEU:HD23	1:F:646:LYS:HZ1	1.54	0.70
1:A:191:ASP:HA	1:A:369:ILE:HD13	1.74	0.70
1:C:495:ARG:NH2	1:D:693:ALA:O	2.23	0.70
1:D:466:TRP:CD1	1:D:476:LYS:HD2	2.25	0.70
1:D:534:GLY:O	1:D:538:LEU:HD13	1.90	0.70
1:A:199:LEU:HD12	1:A:200:GLY:N	2.06	0.70
1:A:476:LYS:HA	1:A:479:ILE:HG22	1.73	0.70
1:A:507:TYR:CE1	1:A:630:LEU:HB3	2.27	0.70
1:A:533:LYS:HB2	1:A:536:GLU:HB3	1.72	0.70
1:A:680:ARG:HH22	1:G:501:SER:N	1.88	0.70
1:D:191:ASP:HA	1:D:369:ILE:HD13	1.74	0.70
1:D:206:ILE:CD1	1:D:207:GLU:N	2.55	0.70
1:E:642:LEU:O	1:E:646:LYS:NZ	2.23	0.70
1:F:507:TYR:HE1	1:F:630:LEU:HB3	1.57	0.70
1:C:206:ILE:CD1	1:C:207:GLU:N	2.55	0.70
1:C:507:TYR:CE1	1:C:630:LEU:HB3	2.27	0.70
1:D:507:TYR:HE1	1:D:630:LEU:HB3	1.56	0.70
1:F:500:PRO:C	1:G:680:ARG:HH22	1.94	0.70
1:F:522:ALA:HB1	1:F:529:PHE:CD1	2.27	0.70
1:A:507:TYR:HE1	1:A:630:LEU:HB3	1.57	0.70
1:A:596:LEU:CD1	1:A:626:ARG:HG3	2.11	0.70
1:C:191:ASP:HA	1:C:369:ILE:HD13	1.74	0.70
1:C:500:PRO:C	1:D:680:ARG:HH22	1.94	0.70
1:C:642:LEU:O	1:C:646:LYS:NZ	2.23	0.70
1:D:230:TYR:O	1:D:354:GLU:CA	2.39	0.70
1:F:593:LEU:CD2	1:F:626:ARG:CZ	2.57	0.70
1:G:507:TYR:HE1	1:G:630:LEU:HB3	1.57	0.70
1:A:255:ILE:CG2	1:A:289:ILE:CD1	2.70	0.70
1:C:466:TRP:CD1	1:C:476:LYS:HD2	2.25	0.70
1:C:522:ALA:HB1	1:C:529:PHE:CD1	2.27	0.70
1:D:199:LEU:HD12	1:D:200:GLY:N	2.06	0.70
1:D:508:GLY:H	1:D:514:LYS:HZ1	1.39	0.70
1:D:541:TRP:HZ2	1:D:548:ALA:HB1	0.87	0.70
1:E:191:ASP:HA	1:E:369:ILE:HD13	1.74	0.70
1:E:255:ILE:CG2	1:E:289:ILE:CD1	2.70	0.70
1:F:489:LYS:HB3	1:F:492:VAL:HG22	1.74	0.70
1:F:508:GLY:H	1:F:514:LYS:HZ1	1.39	0.70

Continued on next page...

Continued from previous page...

Atom-1	Atom-2	Interatomic distance (Å)	Clash overlap (Å)
1:G:240:ILE:CD1	1:G:240:ILE:H	1.95	0.70
1:G:489:LYS:HB3	1:G:492:VAL:HG22	1.74	0.70
1:G:515:THR:OG1	2:G:802:ATP:O2A	2.10	0.70
1:G:541:TRP:HZ2	1:G:548:ALA:HB1	0.87	0.70
1:C:199:LEU:HD12	1:C:200:GLY:N	2.06	0.69
1:C:272:LEU:HD21	1:C:310:VAL:HG11	1.73	0.69
1:D:522:ALA:HB1	1:D:529:PHE:CD1	2.27	0.69
1:E:203:ARG:HB3	1:E:203:ARG:HH11	1.55	0.69
1:E:466:TRP:CD1	1:E:476:LYS:HD2	2.25	0.69
1:F:507:TYR:CE1	1:F:630:LEU:HB3	2.27	0.69
1:F:550:ARG:CB	1:F:591:GLN:HE21	2.00	0.69
1:G:191:ASP:HA	1:G:369:ILE:HD13	1.74	0.69
1:G:199:LEU:HD12	1:G:200:GLY:N	2.06	0.69
1:G:203:ARG:HB3	1:G:203:ARG:HH11	1.55	0.69
1:A:501:SER:N	1:C:680:ARG:HH22	1.88	0.69
1:C:240:ILE:HD12	1:C:240:ILE:N	2.04	0.69
1:C:507:TYR:HE1	1:C:630:LEU:HB3	1.57	0.69
1:D:454:LEU:HB3	1:D:456:GLU:CD	2.11	0.69
1:E:206:ILE:CD1	1:E:207:GLU:N	2.55	0.69
1:A:260:ILE:HG23	1:A:261:MET:N	2.08	0.69
1:D:240:ILE:CD1	1:D:240:ILE:H	1.95	0.69
1:D:476:LYS:HA	1:D:479:ILE:HG22	1.73	0.69
1:E:489:LYS:HB3	1:E:492:VAL:HG22	1.74	0.69
1:G:255:ILE:CG2	1:G:289:ILE:CD1	2.70	0.69
1:A:495:ARG:HD3	1:C:693:ALA:HB3	1.73	0.69
1:D:204:GLU:OE1	1:D:205:MET:HG2	1.92	0.69
1:E:204:GLU:OE1	1:E:205:MET:HG2	1.92	0.69
1:E:398:VAL:HB	1:E:454:LEU:CD1	2.22	0.69
1:F:260:ILE:HG23	1:F:261:MET:N	2.08	0.69
1:A:383:LYS:O	1:A:387:LEU:N	2.20	0.69
1:A:500:PRO:C	1:C:680:ARG:HH22	1.94	0.69
1:E:260:ILE:HG23	1:E:261:MET:N	2.08	0.69
1:E:383:LYS:O	1:E:387:LEU:N	2.20	0.69
1:G:476:LYS:HA	1:G:479:ILE:HG22	1.73	0.69
1:A:204:GLU:OE1	1:A:205:MET:HG2	1.92	0.69
1:A:680:ARG:HH22	1:G:500:PRO:C	1.94	0.69
1:A:693:ALA:HB3	1:G:495:ARG:HD3	1.73	0.69
1:D:256:ASN:HB2	1:D:258:PRO:HD2	1.73	0.69
1:D:495:ARG:HD3	1:E:693:ALA:HB3	1.73	0.69
1:F:255:ILE:CG2	1:F:289:ILE:CD1	2.70	0.69
1:G:197:GLU:O	1:G:201:LYS:HG2	1.92	0.69

Continued on next page...

Continued from previous page...

Atom-1	Atom-2	Interatomic distance (Å)	Clash overlap (Å)
1:G:507:TYR:CE1	1:G:630:LEU:HB3	2.27	0.69
1:G:522:ALA:HB1	1:G:529:PHE:CD1	2.27	0.69
1:C:295:ILE:CD1	1:C:314:LEU:HD12	2.15	0.69
1:C:476:LYS:HA	1:C:479:ILE:HG22	1.73	0.69
1:C:500:PRO:HB2	1:C:601:VAL:CG1	2.23	0.69
1:E:256:ASN:HB2	1:E:258:PRO:HD2	1.73	0.69
1:E:590:ASN:ND2	1:F:538:LEU:HB2	2.08	0.69
1:A:197:GLU:O	1:A:201:LYS:HG2	1.92	0.69
1:A:541:TRP:CH2	1:A:548:ALA:HB1	2.11	0.69
1:C:260:ILE:HG23	1:C:261:MET:N	2.08	0.69
1:D:197:GLU:O	1:D:201:LYS:HG2	1.92	0.69
1:D:260:ILE:HG23	1:D:261:MET:N	2.08	0.69
1:E:253:LEU:HD23	1:E:253:LEU:C	2.13	0.69
1:F:500:PRO:HB2	1:F:601:VAL:CG1	2.23	0.69
1:F:515:THR:OG1	2:F:802:ATP:O2A	2.10	0.69
1:F:590:ASN:ND2	1:G:538:LEU:HB2	2.08	0.69
1:G:204:GLU:OE1	1:G:205:MET:HG2	1.92	0.69
1:A:203:ARG:HB3	1:A:203:ARG:HH11	1.55	0.69
1:A:538:LEU:HB2	1:G:590:ASN:ND2	2.08	0.69
1:A:614:PRO:HD2	1:A:723:LEU:CD2	2.22	0.69
1:C:256:ASN:HB2	1:C:258:PRO:HD2	1.73	0.69
1:C:541:TRP:HZ2	1:C:548:ALA:HB1	0.87	0.69
1:C:590:ASN:ND2	1:D:538:LEU:HB2	2.08	0.69
1:C:638:LYS:HA	1:C:641:ARG:CD	2.23	0.69
1:D:295:ILE:CD1	1:D:314:LEU:HD12	2.15	0.69
1:D:383:LYS:O	1:D:387:LEU:N	2.20	0.69
1:E:197:GLU:O	1:E:201:LYS:HG2	1.92	0.69
1:F:204:GLU:OE1	1:F:205:MET:HG2	1.92	0.69
1:G:260:ILE:HG23	1:G:261:MET:N	2.08	0.69
1:A:206:ILE:CD1	1:A:207:GLU:N	2.55	0.69
1:A:489:LYS:HB3	1:A:492:VAL:HG22	1.74	0.69
1:A:614:PRO:HA	1:A:617:MET:HE3	1.75	0.69
1:C:197:GLU:O	1:C:201:LYS:HG2	1.92	0.69
1:C:495:ARG:HD3	1:D:693:ALA:HB3	1.73	0.69
1:D:187:ILE:CG2	1:D:242:ARG:CG	2.58	0.69
1:F:197:GLU:O	1:F:201:LYS:HG2	1.92	0.69
1:G:230:TYR:HB3	1:G:354:GLU:OE2	1.84	0.69
1:G:532:ILE:HD12	1:G:532:ILE:N	2.08	0.69
1:A:541:TRP:HZ2	1:A:548:ALA:HB1	0.87	0.68
1:A:549:ILE:HA	1:A:552:ILE:HD12	1.75	0.68
1:C:253:LEU:HD23	1:C:253:LEU:C	2.13	0.68

Continued on next page...

Continued from previous page...

Atom-1	Atom-2	Interatomic distance (Å)	Clash overlap (Å)
1:C:383:LYS:O	1:C:387:LEU:N	2.20	0.68
1:C:549:ILE:HA	1:C:552:ILE:HD12	1.75	0.68
1:D:253:LEU:HD23	1:D:253:LEU:C	2.13	0.68
1:F:256:ASN:HB2	1:F:258:PRO:HD2	1.73	0.68
1:A:532:ILE:HD12	1:A:532:ILE:N	2.08	0.68
1:A:550:ARG:CB	1:A:591:GLN:NE2	2.53	0.68
1:A:638:LYS:HA	1:A:641:ARG:CD	2.23	0.68
1:C:515:THR:OG1	2:C:802:ATP:O2A	2.10	0.68
1:C:550:ARG:CB	1:C:591:GLN:NE2	2.53	0.68
1:D:495:ARG:CD	1:E:693:ALA:CB	2.68	0.68
1:D:532:ILE:HD12	1:D:532:ILE:N	2.08	0.68
1:D:638:LYS:HA	1:D:641:ARG:CD	2.23	0.68
1:E:673:ALA:O	1:E:676:GLU:HB3	1.94	0.68
1:A:237:LYS:C	1:A:240:ILE:HD13	1.75	0.68
1:A:673:ALA:O	1:A:676:GLU:HB3	1.94	0.68
1:C:532:ILE:HD12	1:C:532:ILE:N	2.08	0.68
1:C:614:PRO:HD2	1:C:723:LEU:CD2	2.22	0.68
1:F:466:TRP:CD1	1:F:476:LYS:HD2	2.25	0.68
1:G:253:LEU:C	1:G:253:LEU:HD23	2.13	0.68
1:A:253:LEU:HD23	1:A:253:LEU:C	2.13	0.68
1:A:469:ILE:HG21	1:A:476:LYS:HD3	1.75	0.68
1:C:642:LEU:HD23	1:C:646:LYS:HZ1	1.58	0.68
1:F:191:ASP:HA	1:F:369:ILE:HD13	1.74	0.68
1:G:673:ALA:O	1:G:676:GLU:HB3	1.94	0.68
1:A:509:PRO:HG2	1:A:635:PRO:HG3	1.75	0.68
1:A:637:ASP:O	1:A:641:ARG:N	2.27	0.68
1:C:637:ASP:O	1:C:641:ARG:N	2.27	0.68
1:E:509:PRO:HG2	1:E:635:PRO:HG3	1.75	0.68
1:E:642:LEU:HD23	1:E:646:LYS:HZ1	1.57	0.68
1:G:500:PRO:CB	1:G:601:VAL:HG13	2.24	0.68
1:G:550:ARG:CB	1:G:591:GLN:NE2	2.53	0.68
1:D:642:LEU:HD23	1:D:646:LYS:HZ1	1.59	0.68
1:E:469:ILE:HD11	1:E:516:LEU:HG	1.76	0.68
1:E:500:PRO:CB	1:E:601:VAL:HG13	2.24	0.68
1:G:469:ILE:HG21	1:G:476:LYS:HD3	1.75	0.68
1:G:596:LEU:CD1	1:G:626:ARG:HG3	2.12	0.68
1:A:192:ILE:CG1	1:A:239:LEU:HD22	2.24	0.68
1:A:590:ASN:ND2	1:C:538:LEU:HB2	2.08	0.68
1:D:239:LEU:HD23	1:D:239:LEU:C	2.14	0.68
1:E:240:ILE:HD12	1:E:240:ILE:N	2.04	0.68
1:E:330:ILE:HG22	1:E:331:GLY:N	2.09	0.68

Continued on next page...

Continued from previous page...

Atom-1	Atom-2	Interatomic distance (Å)	Clash overlap (Å)
1:E:638:LYS:HA	1:E:641:ARG:CD	2.23	0.68
1:F:330:ILE:HG22	1:F:331:GLY:N	2.08	0.68
1:F:469:ILE:HG21	1:F:476:LYS:HD3	1.75	0.68
1:G:295:ILE:CD1	1:G:314:LEU:HD12	2.15	0.68
1:G:638:LYS:HA	1:G:641:ARG:CD	2.23	0.68
1:A:330:ILE:HG22	1:A:331:GLY:N	2.08	0.68
1:A:462:PRO:HG2	1:A:523:THR:HG1	1.57	0.68
1:A:693:ALA:CB	1:G:495:ARG:HD3	2.24	0.68
1:C:569:ILE:C	1:C:572:ILE:HD11	2.08	0.68
1:E:239:LEU:HD23	1:E:239:LEU:C	2.14	0.68
1:E:260:ILE:HD12	1:E:295:ILE:CG2	2.24	0.68
1:F:239:LEU:C	1:F:239:LEU:HD23	2.14	0.68
1:F:253:LEU:HD23	1:F:253:LEU:C	2.13	0.68
1:G:549:ILE:HA	1:G:552:ILE:HD12	1.75	0.68
1:A:582:SER:O	1:A:586:GLU:HB3	1.94	0.68
1:C:204:GLU:OE1	1:C:205:MET:HG2	1.92	0.68
1:E:532:ILE:HD12	1:E:532:ILE:N	2.08	0.68
1:E:541:TRP:CZ2	1:E:548:ALA:HB3	2.14	0.68
1:F:192:ILE:CG1	1:F:239:LEU:HD22	2.24	0.68
1:F:532:ILE:HD12	1:F:532:ILE:N	2.08	0.68
1:F:638:LYS:HA	1:F:641:ARG:CD	2.23	0.68
1:G:187:ILE:CG2	1:G:242:ARG:CG	2.58	0.68
1:G:260:ILE:HD12	1:G:295:ILE:CG2	2.24	0.68
1:G:383:LYS:O	1:G:387:LEU:N	2.20	0.68
1:A:469:ILE:HD11	1:A:516:LEU:HG	1.76	0.68
1:A:495:ARG:HD3	1:C:693:ALA:CB	2.24	0.68
1:D:242:ARG:NH2	1:D:252:PHE:HZ	1.92	0.68
1:D:469:ILE:HD11	1:D:516:LEU:HG	1.76	0.68
1:D:478:GLU:O	1:D:482:THR:HG23	1.94	0.68
1:D:489:LYS:HB3	1:D:492:VAL:HG22	1.74	0.68
1:D:549:ILE:HA	1:D:552:ILE:HD12	1.75	0.68
1:D:574:PRO:HG3	1:D:584:VAL:CG1	2.23	0.68
1:F:242:ARG:NH2	1:F:252:PHE:HZ	1.92	0.68
1:G:614:PRO:HD2	1:G:723:LEU:CD2	2.22	0.68
1:A:254:SER:C	1:A:255:ILE:HD12	2.15	0.67
1:A:515:THR:OG1	2:A:802:ATP:O2A	2.10	0.67
1:A:550:ARG:CB	1:A:591:GLN:HE21	2.00	0.67
1:C:509:PRO:HG2	1:C:635:PRO:HG3	1.75	0.67
1:D:509:PRO:HG2	1:D:635:PRO:HG3	1.75	0.67
1:F:260:ILE:HD12	1:F:295:ILE:CG2	2.24	0.67
1:F:673:ALA:O	1:F:676:GLU:HB3	1.93	0.67

Continued on next page...

Continued from previous page...

Atom-1	Atom-2	Interatomic distance (Å)	Clash overlap (Å)
1:G:547:LYS:CG	1:G:550:ARG:NH2	2.57	0.67
1:C:478:GLU:O	1:C:482:THR:HG23	1.94	0.67
1:C:582:SER:O	1:C:586:GLU:HB3	1.94	0.67
1:C:673:ALA:O	1:C:676:GLU:HB3	1.94	0.67
1:F:454:LEU:N	1:F:454:LEU:HD12	2.10	0.67
1:G:254:SER:C	1:G:255:ILE:HD12	2.15	0.67
1:G:363:ARG:NH1	1:G:391:ALA:O	2.28	0.67
1:G:454:LEU:HD12	1:G:454:LEU:N	2.09	0.67
1:G:642:LEU:HD23	1:G:646:LYS:HZ1	1.57	0.67
1:A:454:LEU:N	1:A:454:LEU:HD12	2.09	0.67
1:C:260:ILE:HD12	1:C:295:ILE:CG2	2.24	0.67
1:C:489:LYS:HB3	1:C:492:VAL:HG22	1.74	0.67
1:C:500:PRO:CB	1:C:601:VAL:HG13	2.24	0.67
1:D:454:LEU:HD12	1:D:454:LEU:N	2.10	0.67
1:D:590:ASN:ND2	1:E:538:LEU:HB2	2.08	0.67
1:F:495:ARG:HD3	1:G:693:ALA:CB	2.24	0.67
1:G:255:ILE:CB	1:G:289:ILE:CD1	2.70	0.67
1:G:330:ILE:HG22	1:G:331:GLY:N	2.08	0.67
1:G:394:THR:HG21	1:G:397:PHE:CZ	2.29	0.67
1:A:240:ILE:CD1	1:A:240:ILE:H	1.95	0.67
1:A:242:ARG:NH2	1:A:252:PHE:HZ	1.92	0.67
1:D:260:ILE:HG23	1:D:261:MET:HG2	1.76	0.67
1:D:500:PRO:HB2	1:D:601:VAL:CG1	2.23	0.67
1:D:500:PRO:CB	1:D:601:VAL:HG13	2.24	0.67
1:D:582:SER:O	1:D:586:GLU:HB3	1.94	0.67
1:E:582:SER:O	1:E:586:GLU:HB3	1.94	0.67
1:F:500:PRO:CB	1:F:601:VAL:HG13	2.24	0.67
1:F:547:LYS:CG	1:F:550:ARG:NH2	2.57	0.67
1:G:509:PRO:HG2	1:G:635:PRO:HG3	1.75	0.67
1:A:260:ILE:HD12	1:A:295:ILE:CG2	2.24	0.67
1:C:239:LEU:HD23	1:C:239:LEU:C	2.14	0.67
1:C:240:ILE:CD1	1:C:240:ILE:H	1.95	0.67
1:C:316:THR:O	1:C:319:ASP:CA	2.43	0.67
1:C:454:LEU:N	1:C:454:LEU:HD12	2.10	0.67
1:D:260:ILE:HD12	1:D:295:ILE:CG2	2.24	0.67
1:D:673:ALA:O	1:D:676:GLU:HB3	1.94	0.67
1:F:188:SER:HB2	1:F:190:GLU:OE2	1.95	0.67
1:F:206:ILE:CD1	1:F:207:GLU:N	2.55	0.67
1:F:469:ILE:HD11	1:F:516:LEU:HG	1.76	0.67
1:G:614:PRO:HA	1:G:617:MET:HE3	1.76	0.67
1:C:469:ILE:HG21	1:C:476:LYS:HD3	1.75	0.67

Continued on next page...

Continued from previous page...

Atom-1	Atom-2	Interatomic distance (Å)	Clash overlap (Å)
1:C:547:LYS:CG	1:C:550:ARG:NH2	2.57	0.67
1:C:574:PRO:HG3	1:C:584:VAL:CG1	2.23	0.67
1:D:363:ARG:NH1	1:D:391:ALA:O	2.28	0.67
1:D:398:VAL:HB	1:D:454:LEU:CD1	2.22	0.67
1:D:515:THR:OG1	2:D:802:ATP:O2A	2.10	0.67
1:D:550:ARG:CB	1:D:591:GLN:HE21	2.00	0.67
1:E:188:SER:HB2	1:E:190:GLU:OE2	1.95	0.67
1:E:547:LYS:CG	1:E:550:ARG:NH2	2.57	0.67
1:E:596:LEU:CD1	1:E:626:ARG:HG3	2.11	0.67
1:E:641:ARG:O	1:E:644:ILE:HG22	1.95	0.67
1:F:208:LEU:HD23	1:F:208:LEU:C	2.15	0.67
1:F:316:THR:O	1:F:319:ASP:CA	2.42	0.67
1:F:363:ARG:NH1	1:F:391:ALA:O	2.28	0.67
1:G:462:PRO:HG2	1:G:523:THR:HG1	1.57	0.67
1:A:236:GLY:O	1:A:240:ILE:HD12	1.95	0.67
1:A:316:THR:O	1:A:319:ASP:CA	2.42	0.67
1:A:547:LYS:CG	1:A:550:ARG:NH2	2.57	0.67
1:D:255:ILE:CB	1:D:289:ILE:CD1	2.70	0.67
1:D:550:ARG:CB	1:D:591:GLN:NE2	2.53	0.67
1:E:208:LEU:HD23	1:E:208:LEU:C	2.15	0.67
1:E:314:LEU:HD23	1:E:314:LEU:C	2.15	0.67
1:E:316:THR:O	1:E:319:ASP:CA	2.43	0.67
1:F:375:PRO:O	1:F:376:LEU:HD23	1.95	0.67
1:F:549:ILE:HA	1:F:552:ILE:HD12	1.75	0.67
1:F:641:ARG:HA	1:F:644:ILE:CG2	2.25	0.67
1:G:192:ILE:CG1	1:G:239:LEU:HD22	2.24	0.67
1:G:206:ILE:CD1	1:G:207:GLU:N	2.55	0.67
1:G:478:GLU:O	1:G:482:THR:HG23	1.94	0.67
1:C:495:ARG:HD3	1:D:693:ALA:CB	2.24	0.67
1:D:314:LEU:HD23	1:D:314:LEU:C	2.15	0.67
1:D:614:PRO:HD2	1:D:723:LEU:CD2	2.22	0.67
1:E:230:TYR:HB3	1:E:354:GLU:OE2	1.84	0.67
1:E:469:ILE:HG21	1:E:476:LYS:HD3	1.75	0.67
1:E:478:GLU:O	1:E:482:THR:HG23	1.94	0.67
1:E:507:TYR:HE1	1:E:630:LEU:HB3	1.57	0.67
1:E:641:ARG:HA	1:E:644:ILE:CG2	2.25	0.67
1:F:509:PRO:HG2	1:F:635:PRO:HG3	1.75	0.67
1:G:199:LEU:HD12	1:G:199:LEU:C	2.15	0.67
1:G:208:LEU:HD23	1:G:208:LEU:C	2.15	0.67
1:G:316:THR:O	1:G:319:ASP:CA	2.42	0.67
1:G:469:ILE:HD11	1:G:516:LEU:HG	1.76	0.67

Continued on next page...

Continued from previous page...

Atom-1	Atom-2	Interatomic distance (Å)	Clash overlap (Å)
1:G:637:ASP:O	1:G:641:ARG:N	2.27	0.67
1:A:188:SER:HB2	1:A:190:GLU:OE2	1.95	0.67
1:A:239:LEU:C	1:A:239:LEU:HD23	2.14	0.67
1:A:394:THR:HG21	1:A:397:PHE:CZ	2.29	0.67
1:C:330:ILE:HG22	1:C:331:GLY:N	2.09	0.67
1:D:199:LEU:HD12	1:D:199:LEU:C	2.15	0.67
1:D:254:SER:C	1:D:255:ILE:HD12	2.15	0.67
1:D:469:ILE:HG21	1:D:476:LYS:HD3	1.75	0.67
1:D:547:LYS:CG	1:D:550:ARG:NH2	2.57	0.67
1:D:637:ASP:O	1:D:641:ARG:N	2.27	0.67
1:F:254:SER:C	1:F:255:ILE:HD12	2.15	0.67
1:F:582:SER:O	1:F:586:GLU:HB3	1.94	0.67
1:A:295:ILE:CD1	1:A:314:LEU:HD12	2.15	0.67
1:A:375:PRO:O	1:A:376:LEU:HD23	1.95	0.67
1:A:478:GLU:O	1:A:482:THR:HG23	1.94	0.67
1:C:192:ILE:CG1	1:C:239:LEU:HD22	2.24	0.67
1:C:255:ILE:CB	1:C:289:ILE:CG1	2.32	0.67
1:D:236:GLY:O	1:D:240:ILE:HD12	1.95	0.67
1:E:260:ILE:HG23	1:E:261:MET:HG2	1.76	0.67
1:E:375:PRO:O	1:E:376:LEU:HD23	1.95	0.67
1:F:641:ARG:O	1:F:644:ILE:HG22	1.95	0.67
1:G:206:ILE:HD12	1:G:206:ILE:C	2.16	0.67
1:G:239:LEU:HD23	1:G:239:LEU:C	2.14	0.67
1:G:536:GLU:C	1:G:539:SER:OG	2.34	0.67
1:G:550:ARG:CB	1:G:591:GLN:HE21	2.00	0.67
1:G:641:ARG:O	1:G:644:ILE:HG22	1.95	0.67
1:A:641:ARG:O	1:A:644:ILE:HG22	1.95	0.66
1:D:206:ILE:HD12	1:D:206:ILE:C	2.16	0.66
1:D:272:LEU:HD21	1:D:310:VAL:HG11	1.73	0.66
1:D:316:THR:O	1:D:319:ASP:CA	2.43	0.66
1:E:254:SER:C	1:E:255:ILE:HD12	2.15	0.66
1:E:454:LEU:HD12	1:E:454:LEU:N	2.10	0.66
1:E:553:PHE:O	1:E:557:LYS:N	2.20	0.66
1:F:240:ILE:HD12	1:F:240:ILE:N	2.04	0.66
1:G:289:ILE:HG22	1:G:292:ILE:HD11	1.77	0.66
1:A:255:ILE:CB	1:A:289:ILE:CD1	2.70	0.66
1:C:199:LEU:HD12	1:C:199:LEU:C	2.15	0.66
1:C:363:ARG:NH1	1:C:391:ALA:O	2.28	0.66
1:C:507:TYR:HA	1:C:514:LYS:HZ1	1.57	0.66
1:C:600:GLU:CB	1:C:603:ASN:ND2	2.55	0.66
1:C:641:ARG:O	1:C:644:ILE:HG22	1.95	0.66

Continued on next page...

Continued from previous page...

Atom-1	Atom-2	Interatomic distance (Å)	Clash overlap (Å)
1:D:208:LEU:HD23	1:D:208:LEU:C	2.15	0.66
1:D:330:ILE:HG22	1:D:331:GLY:N	2.09	0.66
1:D:375:PRO:O	1:D:376:LEU:HD23	1.95	0.66
1:D:641:ARG:O	1:D:644:ILE:HG22	1.95	0.66
1:F:289:ILE:HG22	1:F:292:ILE:HD11	1.77	0.66
1:F:536:GLU:C	1:F:539:SER:OG	2.34	0.66
1:F:614:PRO:HA	1:F:617:MET:HE3	1.78	0.66
1:F:637:ASP:O	1:F:641:ARG:N	2.27	0.66
1:G:449:ILE:HG23	1:G:451:PRO:CD	2.25	0.66
1:A:500:PRO:CB	1:A:601:VAL:HG13	2.24	0.66
1:D:600:GLU:CB	1:D:603:ASN:ND2	2.55	0.66
1:E:549:ILE:HA	1:E:552:ILE:HD12	1.75	0.66
1:E:569:ILE:C	1:E:572:ILE:HD11	2.08	0.66
1:F:394:THR:HG21	1:F:397:PHE:CZ	2.29	0.66
1:G:314:LEU:HD23	1:G:314:LEU:C	2.15	0.66
1:G:641:ARG:HA	1:G:644:ILE:CG2	2.25	0.66
1:A:199:LEU:HD12	1:A:199:LEU:C	2.15	0.66
1:A:314:LEU:HD23	1:A:314:LEU:C	2.15	0.66
1:C:254:SER:C	1:C:255:ILE:HD12	2.15	0.66
1:C:469:ILE:HD11	1:C:516:LEU:HG	1.76	0.66
1:C:550:ARG:CB	1:C:591:GLN:HE21	2.00	0.66
1:D:394:THR:HG21	1:D:397:PHE:CZ	2.29	0.66
1:D:449:ILE:HG23	1:D:451:PRO:CD	2.25	0.66
1:E:206:ILE:HD12	1:E:206:ILE:C	2.16	0.66
1:E:236:GLY:C	1:E:240:ILE:HD11	2.16	0.66
1:E:637:ASP:O	1:E:641:ARG:N	2.27	0.66
1:F:398:VAL:HB	1:F:454:LEU:CD1	2.22	0.66
1:F:478:GLU:O	1:F:482:THR:HG23	1.94	0.66
1:G:582:SER:O	1:G:586:GLU:HB3	1.94	0.66
1:C:208:LEU:HD23	1:C:208:LEU:C	2.15	0.66
1:C:260:ILE:HG23	1:C:261:MET:HG2	1.76	0.66
1:C:314:LEU:HD23	1:C:314:LEU:C	2.15	0.66
1:C:394:THR:HG21	1:C:397:PHE:CZ	2.29	0.66
1:D:641:ARG:HA	1:D:644:ILE:CG2	2.25	0.66
1:E:272:LEU:HD21	1:E:310:VAL:HG11	1.73	0.66
1:E:646:LYS:HG2	1:E:660:LEU:HD22	1.78	0.66
1:F:199:LEU:HD12	1:F:199:LEU:C	2.15	0.66
1:A:260:ILE:HG23	1:A:261:MET:HG2	1.76	0.66
1:C:188:SER:HB2	1:C:190:GLU:OE2	1.95	0.66
1:D:372:ARG:HG3	1:D:373:ASN:OD1	1.96	0.66
1:E:199:LEU:HD12	1:E:199:LEU:C	2.15	0.66

Continued on next page...

Continued from previous page...

Atom-1	Atom-2	Interatomic distance (Å)	Clash overlap (Å)
1:E:394:THR:HG21	1:E:397:PHE:CZ	2.29	0.66
1:F:236:GLY:O	1:F:240:ILE:HD12	1.95	0.66
1:F:255:ILE:CB	1:F:289:ILE:CD1	2.70	0.66
1:F:314:LEU:HD23	1:F:314:LEU:C	2.15	0.66
1:F:614:PRO:HD2	1:F:723:LEU:CD2	2.22	0.66
1:G:375:PRO:O	1:G:376:LEU:HD23	1.95	0.66
1:A:206:ILE:HD12	1:A:206:ILE:C	2.16	0.66
1:A:208:LEU:HD23	1:A:208:LEU:C	2.15	0.66
1:D:536:GLU:C	1:D:539:SER:OG	2.34	0.66
1:E:372:ARG:HG3	1:E:373:ASN:OD1	1.96	0.66
1:F:372:ARG:HG3	1:F:373:ASN:OD1	1.96	0.66
1:G:493:PHE:HE2	1:G:500:PRO:HG3	1.61	0.66
1:A:236:GLY:C	1:A:240:ILE:HD11	2.16	0.66
1:A:252:PHE:HZ	1:A:254:SER:OG	1.78	0.66
1:A:449:ILE:HG23	1:A:451:PRO:CD	2.26	0.66
1:A:641:ARG:HA	1:A:644:ILE:CG2	2.25	0.66
1:E:236:GLY:O	1:E:240:ILE:HD12	1.95	0.66
1:E:363:ARG:NH1	1:E:391:ALA:O	2.28	0.66
1:F:236:GLY:C	1:F:240:ILE:HD11	2.16	0.66
1:F:535:PRO:O	1:F:539:SER:OG	2.14	0.66
1:G:188:SER:HB2	1:G:190:GLU:OE2	1.95	0.66
1:G:508:GLY:H	1:G:514:LYS:HZ1	1.42	0.66
1:G:535:PRO:O	1:G:539:SER:OG	2.14	0.66
1:A:536:GLU:C	1:A:539:SER:OG	2.34	0.66
1:A:537:VAL:HG13	1:A:538:LEU:CD1	2.20	0.66
1:C:260:ILE:CD1	1:C:295:ILE:CG2	2.74	0.66
1:C:536:GLU:C	1:C:539:SER:OG	2.34	0.66
1:C:641:ARG:HA	1:C:644:ILE:CG2	2.25	0.66
1:C:646:LYS:HG2	1:C:660:LEU:HD22	1.78	0.66
1:D:188:SER:HB2	1:D:190:GLU:OE2	1.95	0.66
1:D:495:ARG:HD3	1:E:693:ALA:CB	2.24	0.66
1:D:646:LYS:HG2	1:D:660:LEU:HD22	1.78	0.66
1:E:295:ILE:CD1	1:E:314:LEU:HD12	2.15	0.66
1:F:386:PHE:O	1:F:390:MET:HG3	1.96	0.66
1:F:646:LYS:HG2	1:F:660:LEU:HD22	1.78	0.66
1:G:260:ILE:HG23	1:G:261:MET:HG2	1.76	0.66
1:G:372:ARG:HG3	1:G:373:ASN:OD1	1.96	0.66
1:A:493:PHE:HE2	1:A:500:PRO:HG3	1.61	0.66
1:C:206:ILE:HD12	1:C:206:ILE:C	2.16	0.66
1:C:387:LEU:HA	1:C:390:MET:SD	2.36	0.66
1:D:260:ILE:CD1	1:D:295:ILE:CG2	2.74	0.66

Continued on next page...

Continued from previous page...

Atom-1	Atom-2	Interatomic distance (Å)	Clash overlap (Å)
1:E:242:ARG:NH2	1:E:252:PHE:HZ	1.92	0.66
1:E:515:THR:OG1	2:E:802:ATP:O2A	2.10	0.66
1:E:614:PRO:HD2	1:E:723:LEU:CD2	2.22	0.66
1:F:493:PHE:HE2	1:F:500:PRO:HG3	1.61	0.66
1:A:294:SER:O	1:A:297:PRO:HD3	1.96	0.65
1:A:507:TYR:HA	1:A:514:LYS:HZ1	1.61	0.65
1:A:642:LEU:HD23	1:A:646:LYS:HZ1	1.60	0.65
1:A:646:LYS:HG2	1:A:660:LEU:HD22	1.78	0.65
1:C:206:ILE:HD12	1:C:207:GLU:CA	2.26	0.65
1:C:372:ARG:HG3	1:C:373:ASN:OD1	1.96	0.65
1:D:462:PRO:HG2	1:D:523:THR:HG1	1.59	0.65
1:D:538:LEU:HD12	1:D:538:LEU:N	2.12	0.65
1:E:387:LEU:HA	1:E:390:MET:SD	2.36	0.65
1:E:495:ARG:HD3	1:F:693:ALA:CB	2.24	0.65
1:A:363:ARG:NH1	1:A:391:ALA:O	2.28	0.65
1:C:375:PRO:O	1:C:376:LEU:HD23	1.95	0.65
1:C:449:ILE:HG23	1:C:451:PRO:CD	2.26	0.65
1:D:206:ILE:HD12	1:D:207:GLU:CA	2.26	0.65
1:E:192:ILE:CG1	1:E:239:LEU:HD22	2.24	0.65
1:E:449:ILE:HG23	1:E:451:PRO:CD	2.26	0.65
1:E:538:LEU:HD12	1:E:538:LEU:N	2.12	0.65
1:F:599:ILE:HD11	1:F:605:VAL:HB	1.73	0.65
1:G:294:SER:O	1:G:297:PRO:HD3	1.96	0.65
1:G:386:PHE:O	1:G:390:MET:HG3	1.96	0.65
1:C:221:ILE:CD1	1:D:407:ARG:HE	2.10	0.65
1:C:462:PRO:HG2	1:C:523:THR:HG1	1.59	0.65
1:D:192:ILE:CG1	1:D:239:LEU:HD22	2.24	0.65
1:D:294:SER:O	1:D:297:PRO:HD3	1.96	0.65
1:E:289:ILE:HG22	1:E:292:ILE:HD11	1.77	0.65
1:E:536:GLU:C	1:E:539:SER:OG	2.34	0.65
1:F:206:ILE:HD12	1:F:206:ILE:C	2.16	0.65
1:F:260:ILE:CD1	1:F:295:ILE:CG2	2.74	0.65
1:F:260:ILE:HG23	1:F:261:MET:HG2	1.76	0.65
1:G:537:VAL:HG13	1:G:538:LEU:CD1	2.20	0.65
1:A:386:PHE:O	1:A:390:MET:HG3	1.96	0.65
1:A:538:LEU:CB	1:G:590:ASN:ND2	2.60	0.65
1:C:492:VAL:O	1:C:495:ARG:HG2	1.97	0.65
1:C:541:TRP:HZ2	1:C:548:ALA:CB	1.61	0.65
1:C:570:ASP:OD1	1:C:571:SER:N	2.29	0.65
1:D:192:ILE:HG13	1:D:239:LEU:CD2	2.27	0.65
1:D:289:ILE:HG22	1:D:292:ILE:HD11	1.77	0.65

Continued on next page...

Continued from previous page...

Atom-1	Atom-2	Interatomic distance (Å)	Clash overlap (Å)
1:D:387:LEU:HA	1:D:390:MET:SD	2.36	0.65
1:D:492:VAL:O	1:D:495:ARG:HG2	1.97	0.65
1:F:251:ASN:O	1:F:286:ILE:HG22	1.97	0.65
1:G:621:LEU:HA	1:G:626:ARG:CD	2.24	0.65
1:A:206:ILE:HD12	1:A:207:GLU:CA	2.26	0.65
1:A:221:ILE:CD1	1:C:407:ARG:HE	2.10	0.65
1:A:407:ARG:HE	1:G:221:ILE:CD1	2.10	0.65
1:C:538:LEU:HD12	1:C:538:LEU:N	2.12	0.65
1:D:574:PRO:CD	1:D:584:VAL:CG1	2.75	0.65
1:E:255:ILE:CB	1:E:289:ILE:CD1	2.70	0.65
1:F:449:ILE:HG23	1:F:451:PRO:CD	2.26	0.65
1:G:236:GLY:O	1:G:240:ILE:HD12	1.95	0.65
1:G:599:ILE:HD11	1:G:605:VAL:HB	1.73	0.65
1:A:260:ILE:CD1	1:A:295:ILE:CG2	2.74	0.65
1:A:621:LEU:HA	1:A:626:ARG:CD	2.23	0.65
1:C:236:GLY:O	1:C:240:ILE:HD12	1.95	0.65
1:D:535:PRO:O	1:D:539:SER:OG	2.14	0.65
1:E:206:ILE:HD12	1:E:207:GLU:CA	2.26	0.65
1:E:260:ILE:CD1	1:E:295:ILE:CG2	2.74	0.65
1:E:590:ASN:ND2	1:F:538:LEU:CB	2.60	0.65
1:F:574:PRO:CD	1:F:584:VAL:CG1	2.75	0.65
1:G:570:ASP:OD1	1:G:571:SER:N	2.29	0.65
1:G:646:LYS:HG2	1:G:660:LEU:HD22	1.78	0.65
1:A:387:LEU:HA	1:A:390:MET:SD	2.36	0.65
1:A:687:TYR:CE2	1:G:485:LEU:HD12	2.32	0.65
1:C:236:GLY:C	1:C:240:ILE:HD11	2.16	0.65
1:C:289:ILE:HG22	1:C:292:ILE:HD11	1.77	0.65
1:C:386:PHE:O	1:C:390:MET:HG3	1.96	0.65
1:D:590:ASN:ND2	1:E:538:LEU:CB	2.60	0.65
1:E:386:PHE:O	1:E:390:MET:HG3	1.96	0.65
1:E:493:PHE:HE2	1:E:500:PRO:HG3	1.61	0.65
1:E:550:ARG:CB	1:E:591:GLN:HE21	2.00	0.65
1:F:294:SER:O	1:F:297:PRO:HD3	1.96	0.65
1:F:538:LEU:HD12	1:F:538:LEU:N	2.12	0.65
1:F:550:ARG:CB	1:F:591:GLN:NE2	2.53	0.65
1:F:621:LEU:HA	1:F:626:ARG:CD	2.24	0.65
1:G:206:ILE:HD12	1:G:207:GLU:CA	2.26	0.65
1:G:236:GLY:C	1:G:240:ILE:HD11	2.16	0.65
1:G:251:ASN:O	1:G:286:ILE:HG22	1.97	0.65
1:G:538:LEU:HD12	1:G:538:LEU:N	2.12	0.65
1:A:492:VAL:O	1:A:495:ARG:HG2	1.97	0.65

Continued on next page...

Continued from previous page...

Atom-1	Atom-2	Interatomic distance (Å)	Clash overlap (Å)
1:A:535:PRO:O	1:A:539:SER:OG	2.14	0.65
1:C:192:ILE:HG13	1:C:239:LEU:CD2	2.27	0.65
1:C:294:SER:O	1:C:297:PRO:HD3	1.96	0.65
1:C:493:PHE:HE2	1:C:500:PRO:HG3	1.61	0.65
1:C:522:ALA:HB1	1:C:529:PHE:HD1	1.62	0.65
1:E:535:PRO:O	1:E:539:SER:OG	2.14	0.65
1:D:569:ILE:HG13	1:D:572:ILE:HD11	1.78	0.65
1:E:294:SER:O	1:E:297:PRO:HD3	1.96	0.65
1:E:492:VAL:O	1:E:495:ARG:HG2	1.97	0.65
1:F:489:LYS:HB3	1:F:492:VAL:CG2	2.27	0.65
1:A:372:ARG:HG3	1:A:373:ASN:OD1	1.96	0.65
1:A:485:LEU:HD12	1:C:687:TYR:CE2	2.32	0.65
1:A:538:LEU:HD12	1:A:538:LEU:N	2.12	0.65
1:C:590:ASN:ND2	1:D:538:LEU:CB	2.60	0.65
1:D:221:ILE:CD1	1:E:407:ARG:HE	2.10	0.65
1:D:236:GLY:C	1:D:240:ILE:HD11	2.16	0.65
1:D:464:VAL:HG13	1:D:520:ALA:HA	1.79	0.65
1:E:251:ASN:O	1:E:286:ILE:HG22	1.97	0.65
1:F:206:ILE:HD12	1:F:207:GLU:CA	2.26	0.65
1:F:221:ILE:CD1	1:G:407:ARG:HE	2.10	0.65
1:G:195:LEU:C	1:G:199:LEU:HD23	2.18	0.65
1:G:242:ARG:NH2	1:G:252:PHE:HZ	1.92	0.65
1:G:364:LYS:HE2	1:G:387:LEU:CB	2.27	0.65
1:G:492:VAL:O	1:G:495:ARG:HG2	1.97	0.65
1:G:522:ALA:HB1	1:G:529:PHE:HD1	1.62	0.65
1:A:195:LEU:C	1:A:199:LEU:HD23	2.18	0.64
1:A:398:VAL:HB	1:A:454:LEU:CD1	2.22	0.64
1:C:195:LEU:C	1:C:199:LEU:HD23	2.18	0.64
1:D:493:PHE:HE2	1:D:500:PRO:HG3	1.61	0.64
1:D:621:LEU:HA	1:D:626:ARG:CD	2.24	0.64
1:D:641:ARG:CZ	1:D:664:ALA:HA	2.27	0.64
1:E:485:LEU:HD12	1:F:687:TYR:CE2	2.32	0.64
1:F:192:ILE:HG13	1:F:239:LEU:CD2	2.27	0.64
1:F:364:LYS:HE2	1:F:387:LEU:CB	2.27	0.64
1:G:240:ILE:HD12	1:G:240:ILE:N	2.04	0.64
1:G:260:ILE:CD1	1:G:295:ILE:CG2	2.74	0.64
1:G:489:LYS:HB3	1:G:492:VAL:CG2	2.27	0.64
1:A:590:ASN:ND2	1:C:538:LEU:CB	2.60	0.64
1:A:712:VAL:HG13	1:A:716:VAL:CG2	2.28	0.64
1:C:464:VAL:HG13	1:C:520:ALA:HA	1.79	0.64
1:D:195:LEU:C	1:D:199:LEU:HD23	2.18	0.64

Continued on next page...

Continued from previous page...

Atom-1	Atom-2	Interatomic distance (Å)	Clash overlap (Å)
1:D:201:LYS:O	1:D:205:MET:HG3	1.98	0.64
1:D:240:ILE:HD12	1:D:240:ILE:N	2.04	0.64
1:E:198:GLN:H	1:E:198:GLN:CD	2.01	0.64
1:E:489:LYS:HB3	1:E:492:VAL:CG2	2.27	0.64
1:E:641:ARG:CZ	1:E:664:ALA:HA	2.28	0.64
1:F:590:ASN:ND2	1:G:538:LEU:CB	2.60	0.64
1:C:255:ILE:CB	1:C:289:ILE:CD1	2.70	0.64
1:C:485:LEU:HD12	1:D:687:TYR:CE2	2.32	0.64
1:D:485:LEU:HD12	1:E:687:TYR:CE2	2.32	0.64
1:D:486:PRO:O	1:D:490:PRO:HG3	1.97	0.64
1:E:195:LEU:C	1:E:199:LEU:HD23	2.18	0.64
1:E:201:LYS:O	1:E:205:MET:HG3	1.98	0.64
1:E:574:PRO:CD	1:E:584:VAL:CG1	2.75	0.64
1:F:387:LEU:HA	1:F:390:MET:SD	2.36	0.64
1:G:198:GLN:HA	1:G:201:LYS:HD3	1.79	0.64
1:G:464:VAL:HG13	1:G:520:ALA:HA	1.79	0.64
1:A:570:ASP:OD1	1:A:571:SER:N	2.29	0.64
1:A:600:GLU:CB	1:A:603:ASN:ND2	2.55	0.64
1:E:712:VAL:HG13	1:E:716:VAL:CG2	2.28	0.64
1:F:485:LEU:HD12	1:G:687:TYR:CE2	2.31	0.64
1:A:192:ILE:HG13	1:A:239:LEU:CD2	2.27	0.64
1:A:364:LYS:HE2	1:A:387:LEU:CB	2.28	0.64
1:A:500:PRO:CG	1:A:601:VAL:HG21	2.28	0.64
1:A:641:ARG:CZ	1:A:664:ALA:HA	2.28	0.64
1:C:242:ARG:NH2	1:C:252:PHE:HZ	1.92	0.64
1:C:535:PRO:O	1:C:539:SER:OG	2.14	0.64
1:C:621:LEU:HA	1:C:626:ARG:CD	2.24	0.64
1:D:570:ASP:OD1	1:D:571:SER:N	2.29	0.64
1:E:221:ILE:CD1	1:F:407:ARG:HE	2.10	0.64
1:E:621:LEU:HA	1:E:626:ARG:CD	2.23	0.64
1:F:522:ALA:CB	1:F:529:PHE:CD1	2.81	0.64
1:G:198:GLN:H	1:G:198:GLN:CD	2.01	0.64
1:C:398:VAL:HB	1:C:454:LEU:CD1	2.22	0.64
1:C:562:ALA:O	1:C:605:VAL:HA	1.98	0.64
1:C:712:VAL:HG13	1:C:716:VAL:CG2	2.28	0.64
1:E:198:GLN:HA	1:E:201:LYS:HD3	1.79	0.64
1:E:200:GLY:C	1:E:203:ARG:HH12	2.00	0.64
1:E:500:PRO:CG	1:E:601:VAL:HG21	2.28	0.64
1:E:507:TYR:HA	1:E:514:LYS:HZ1	1.62	0.64
1:F:464:VAL:HG13	1:F:520:ALA:HA	1.79	0.64
1:F:486:PRO:O	1:F:490:PRO:HG3	1.97	0.64

Continued on next page...

Continued from previous page...

Atom-1	Atom-2	Interatomic distance (Å)	Clash overlap (Å)
1:G:192:ILE:HG13	1:G:239:LEU:CD2	2.27	0.64
1:G:387:LEU:HA	1:G:390:MET:SD	2.36	0.64
1:C:198:GLN:H	1:C:198:GLN:CD	2.01	0.64
1:C:574:PRO:CD	1:C:584:VAL:CG1	2.75	0.64
1:D:522:ALA:CB	1:D:529:PHE:CD1	2.81	0.64
1:E:486:PRO:O	1:E:490:PRO:HG3	1.98	0.64
1:E:522:ALA:CB	1:E:529:PHE:CD1	2.81	0.64
1:F:317:LEU:O	1:F:317:LEU:HD23	1.98	0.64
1:F:569:ILE:CA	1:F:572:ILE:CG1	2.63	0.64
1:G:317:LEU:O	1:G:317:LEU:HD23	1.98	0.64
1:G:398:VAL:HB	1:G:454:LEU:CD1	2.22	0.64
1:G:500:PRO:HB2	1:G:601:VAL:CG1	2.23	0.64
1:G:641:ARG:CZ	1:G:664:ALA:HA	2.27	0.64
1:G:712:VAL:HG13	1:G:716:VAL:CG2	2.28	0.64
1:A:251:ASN:O	1:A:286:ILE:HG22	1.97	0.64
1:A:289:ILE:HG22	1:A:292:ILE:HD11	1.77	0.64
1:A:553:PHE:O	1:A:557:LYS:N	2.20	0.64
1:C:522:ALA:CB	1:C:529:PHE:CD1	2.81	0.64
1:C:600:GLU:CB	1:C:603:ASN:CG	2.64	0.64
1:D:251:ASN:O	1:D:286:ILE:HG22	1.97	0.64
1:E:192:ILE:HG13	1:E:239:LEU:CD2	2.27	0.64
1:F:537:VAL:HG13	1:F:538:LEU:CD1	2.20	0.64
1:G:486:PRO:O	1:G:490:PRO:HG3	1.97	0.64
1:A:574:PRO:CD	1:A:584:VAL:CG1	2.75	0.64
1:C:500:PRO:CG	1:C:601:VAL:HG21	2.28	0.64
1:D:386:PHE:O	1:D:390:MET:HG3	1.96	0.64
1:E:600:GLU:CB	1:E:603:ASN:ND2	2.55	0.64
1:F:195:LEU:C	1:F:199:LEU:HD23	2.18	0.64
1:F:492:VAL:O	1:F:495:ARG:HG2	1.97	0.64
1:F:596:LEU:CD1	1:F:626:ARG:HG2	2.28	0.64
1:A:486:PRO:O	1:A:490:PRO:HG3	1.98	0.64
1:A:489:LYS:HB3	1:A:492:VAL:CG2	2.27	0.64
1:A:596:LEU:CD1	1:A:626:ARG:HG2	2.28	0.64
1:D:562:ALA:O	1:D:605:VAL:HA	1.98	0.64
1:C:614:PRO:HA	1:C:617:MET:HE3	1.80	0.63
1:C:641:ARG:CZ	1:C:664:ALA:HA	2.28	0.63
1:D:455:ARG:HG2	1:D:455:ARG:O	1.99	0.63
1:E:464:VAL:HG13	1:E:520:ALA:HA	1.79	0.63
1:E:500:PRO:HB2	1:E:601:VAL:CG1	2.23	0.63
1:E:563:ILE:HG22	1:E:606:VAL:HB	1.81	0.63
1:F:201:LYS:O	1:F:205:MET:HG3	1.98	0.63

Continued on next page...

Continued from previous page...

Atom-1	Atom-2	Interatomic distance (Å)	Clash overlap (Å)
1:F:522:ALA:HB1	1:F:529:PHE:HD1	1.62	0.63
1:F:572:ILE:O	1:F:588:ILE:CG2	2.46	0.63
1:G:572:ILE:O	1:G:588:ILE:CG2	2.46	0.63
1:A:562:ALA:O	1:A:605:VAL:HA	1.98	0.63
1:A:600:GLU:CB	1:A:603:ASN:CG	2.64	0.63
1:C:201:LYS:O	1:C:205:MET:HG3	1.98	0.63
1:D:472:LEU:HB3	1:D:475:VAL:CG2	2.29	0.63
1:D:489:LYS:HB3	1:D:492:VAL:CG2	2.27	0.63
1:E:596:LEU:CD1	1:E:626:ARG:HG2	2.28	0.63
1:F:641:ARG:CZ	1:F:664:ALA:HA	2.28	0.63
1:G:201:LYS:O	1:G:205:MET:HG3	1.98	0.63
1:G:574:PRO:CD	1:G:584:VAL:CG1	2.75	0.63
1:A:201:LYS:O	1:A:205:MET:HG3	1.98	0.63
1:A:500:PRO:HB2	1:A:601:VAL:CG1	2.23	0.63
1:A:522:ALA:CB	1:A:529:PHE:CD1	2.81	0.63
1:C:251:ASN:O	1:C:286:ILE:HG22	1.97	0.63
1:D:645:LEU:HD23	1:D:660:LEU:CB	2.29	0.63
1:D:712:VAL:HG13	1:D:716:VAL:CG2	2.28	0.63
1:E:570:ASP:OD1	1:E:571:SER:N	2.29	0.63
1:E:642:LEU:HD23	1:E:646:LYS:NZ	2.13	0.63
1:F:472:LEU:HB3	1:F:475:VAL:CG2	2.29	0.63
1:F:500:PRO:CG	1:F:601:VAL:HG21	2.28	0.63
1:F:712:VAL:HG13	1:F:716:VAL:CG2	2.28	0.63
1:G:500:PRO:CG	1:G:601:VAL:HG21	2.28	0.63
1:G:563:ILE:HG22	1:G:606:VAL:HB	1.80	0.63
1:C:489:LYS:HB3	1:C:492:VAL:CG2	2.27	0.63
1:E:455:ARG:O	1:E:455:ARG:HG2	1.99	0.63
1:E:599:ILE:HD11	1:E:605:VAL:HB	1.73	0.63
1:E:645:LEU:HD23	1:E:660:LEU:CB	2.29	0.63
1:F:198:GLN:HA	1:F:201:LYS:HD3	1.79	0.63
1:F:642:LEU:HD23	1:F:646:LYS:NZ	2.13	0.63
1:G:596:LEU:CD1	1:G:626:ARG:HG2	2.28	0.63
1:A:522:ALA:HB1	1:A:529:PHE:HD1	1.62	0.63
1:C:537:VAL:HG13	1:C:538:LEU:CD1	2.20	0.63
1:C:572:ILE:O	1:C:588:ILE:CG2	2.46	0.63
1:G:472:LEU:HB3	1:G:475:VAL:CG2	2.29	0.63
1:G:546:GLU:OE1	1:G:546:GLU:N	2.32	0.63
1:A:317:LEU:O	1:A:317:LEU:HD23	1.98	0.63
1:A:464:VAL:HG13	1:A:520:ALA:HA	1.79	0.63
1:C:397:PHE:HE1	1:C:452:SER:HG	1.47	0.63
1:D:500:PRO:CG	1:D:601:VAL:HG21	2.28	0.63

Continued on next page...

Continued from previous page...

Atom-1	Atom-2	Interatomic distance (Å)	Clash overlap (Å)
1:A:645:LEU:HD23	1:A:660:LEU:CB	2.29	0.63
1:C:364:LYS:HE2	1:C:387:LEU:CB	2.27	0.63
1:C:596:LEU:CD1	1:C:626:ARG:HG2	2.28	0.63
1:F:600:GLU:CB	1:F:603:ASN:CG	2.64	0.63
1:A:596:LEU:HD12	1:A:626:ARG:HG2	1.79	0.63
1:C:198:GLN:HA	1:C:201:LYS:HD3	1.79	0.63
1:C:472:LEU:HB3	1:C:475:VAL:CG2	2.29	0.63
1:D:563:ILE:HG22	1:D:606:VAL:HB	1.81	0.63
1:D:642:LEU:HD23	1:D:646:LYS:NZ	2.14	0.63
1:E:317:LEU:HD23	1:E:317:LEU:O	1.98	0.63
1:E:364:LYS:HE2	1:E:387:LEU:CB	2.27	0.63
1:F:200:GLY:C	1:F:203:ARG:HH12	2.01	0.63
1:G:574:PRO:HD2	1:G:584:VAL:CG1	2.29	0.63
1:G:645:LEU:HD23	1:G:660:LEU:CB	2.29	0.63
1:A:642:LEU:HD23	1:A:646:LYS:NZ	2.13	0.63
1:C:574:PRO:HD2	1:C:584:VAL:CG1	2.29	0.63
1:C:642:LEU:HD23	1:C:646:LYS:NZ	2.13	0.63
1:D:198:GLN:HA	1:D:201:LYS:HD3	1.79	0.63
1:D:364:LYS:HE2	1:D:387:LEU:CB	2.27	0.63
1:D:546:GLU:OE1	1:D:546:GLU:N	2.32	0.63
1:D:596:LEU:CD1	1:D:626:ARG:HG2	2.28	0.63
1:F:570:ASP:OD1	1:F:571:SER:N	2.29	0.63
1:A:472:LEU:HB3	1:A:475:VAL:CG2	2.29	0.62
1:C:486:PRO:O	1:C:490:PRO:HG3	1.97	0.62
1:C:596:LEU:HD12	1:C:626:ARG:HG2	1.79	0.62
1:E:546:GLU:OE1	1:E:546:GLU:N	2.32	0.62
1:E:550:ARG:CB	1:E:591:GLN:NE2	2.53	0.62
1:A:198:GLN:HA	1:A:201:LYS:HD3	1.79	0.62
1:A:599:ILE:HD11	1:A:605:VAL:HB	1.73	0.62
1:C:455:ARG:O	1:C:455:ARG:HG2	1.99	0.62
1:D:221:ILE:HD11	1:E:407:ARG:NE	2.14	0.62
1:E:508:GLY:H	1:E:514:LYS:HZ1	1.47	0.62
1:E:572:ILE:O	1:E:588:ILE:CG2	2.46	0.62
1:F:546:GLU:OE1	1:F:546:GLU:N	2.32	0.62
1:F:645:LEU:HD23	1:F:660:LEU:CB	2.29	0.62
1:A:221:ILE:HD11	1:C:407:ARG:NE	2.14	0.62
1:A:680:ARG:NH2	1:G:501:SER:N	2.48	0.62
1:D:522:ALA:HB1	1:D:529:PHE:HD1	1.62	0.62
1:F:455:ARG:HG2	1:F:455:ARG:O	1.99	0.62
1:G:522:ALA:CB	1:G:529:PHE:CD1	2.81	0.62
1:A:449:ILE:HG23	1:A:451:PRO:CG	2.29	0.62

Continued on next page...

Continued from previous page...

Atom-1	Atom-2	Interatomic distance (Å)	Clash overlap (Å)
1:A:546:GLU:OE1	1:A:546:GLU:N	2.32	0.62
1:A:547:LYS:O	1:A:550:ARG:N	2.33	0.62
1:A:563:ILE:HG22	1:A:606:VAL:HB	1.81	0.62
1:D:590:ASN:HD22	1:E:538:LEU:CB	2.13	0.62
1:D:596:LEU:HD12	1:D:626:ARG:HG2	1.79	0.62
1:D:614:PRO:HA	1:D:617:MET:HE3	1.82	0.62
1:E:562:ALA:O	1:E:605:VAL:HA	1.98	0.62
1:E:614:PRO:HA	1:E:617:MET:HE3	1.82	0.62
1:F:685:ASN:OD1	1:F:704:ALA:HB2	2.00	0.62
1:G:562:ALA:O	1:G:605:VAL:HA	1.98	0.62
1:G:642:LEU:HD23	1:G:646:LYS:NZ	2.13	0.62
1:A:538:LEU:CB	1:G:590:ASN:HD22	2.13	0.62
1:C:221:ILE:HD11	1:D:407:ARG:NE	2.14	0.62
1:E:677:ASN:O	1:E:680:ARG:HB3	2.00	0.62
1:F:295:ILE:CD1	1:F:314:LEU:HD12	2.15	0.62
1:F:501:SER:N	1:G:680:ARG:NH2	2.48	0.62
1:F:547:LYS:O	1:F:550:ARG:N	2.33	0.62
1:F:562:ALA:O	1:F:605:VAL:HA	1.98	0.62
1:G:547:LYS:O	1:G:550:ARG:N	2.33	0.62
1:A:572:ILE:O	1:A:588:ILE:CG2	2.46	0.62
1:A:590:ASN:HD22	1:C:538:LEU:CB	2.13	0.62
1:C:317:LEU:HD23	1:C:317:LEU:O	1.98	0.62
1:C:590:ASN:HD22	1:D:538:LEU:CB	2.13	0.62
1:D:317:LEU:O	1:D:317:LEU:HD23	1.98	0.62
1:D:547:LYS:O	1:D:550:ARG:N	2.33	0.62
1:F:574:PRO:HD2	1:F:584:VAL:CG1	2.29	0.62
1:G:449:ILE:HG23	1:G:451:PRO:CG	2.29	0.62
1:A:501:SER:N	1:C:680:ARG:NH2	2.48	0.62
1:C:449:ILE:HG23	1:C:451:PRO:CG	2.29	0.62
1:C:546:GLU:N	1:C:546:GLU:OE1	2.32	0.62
1:D:574:PRO:HD2	1:D:584:VAL:CG1	2.29	0.62
1:E:472:LEU:HB3	1:E:475:VAL:CG2	2.29	0.62
1:E:685:ASN:OD1	1:E:704:ALA:HB2	2.00	0.62
1:F:590:ASN:HD22	1:G:538:LEU:CB	2.13	0.62
1:G:553:PHE:O	1:G:557:LYS:N	2.20	0.62
1:C:671:VAL:HG22	1:C:672:GLY:N	2.15	0.62
1:F:198:GLN:H	1:F:198:GLN:CD	2.01	0.62
1:F:496:LEU:O	1:G:652:MET:SD	2.58	0.62
1:G:200:GLY:C	1:G:203:ARG:HH12	2.01	0.62
1:A:240:ILE:HD12	1:A:240:ILE:N	2.04	0.62
1:C:645:LEU:HD23	1:C:660:LEU:CB	2.29	0.62

Continued on next page...

Continued from previous page...

Atom-1	Atom-2	Interatomic distance (Å)	Clash overlap (Å)
1:E:221:ILE:HD11	1:F:407:ARG:NE	2.14	0.62
1:E:522:ALA:HB1	1:E:529:PHE:HD1	1.62	0.62
1:E:537:VAL:HG13	1:E:538:LEU:CD1	2.20	0.62
1:A:200:GLY:C	1:A:203:ARG:HH12	2.01	0.62
1:A:685:ASN:OD1	1:A:704:ALA:HB2	2.00	0.62
1:D:572:ILE:O	1:D:588:ILE:CG2	2.46	0.62
1:E:590:ASN:HD22	1:F:538:LEU:CB	2.13	0.62
1:F:449:ILE:HG23	1:F:451:PRO:CG	2.30	0.62
1:F:677:ASN:O	1:F:680:ARG:HB3	2.00	0.62
1:G:455:ARG:HG2	1:G:455:ARG:O	1.98	0.62
1:C:496:LEU:O	1:D:652:MET:SD	2.58	0.61
1:D:600:GLU:CB	1:D:603:ASN:CG	2.64	0.61
1:E:252:PHE:HZ	1:E:254:SER:OG	1.78	0.61
1:E:501:SER:N	1:F:680:ARG:NH2	2.48	0.61
1:F:221:ILE:HD11	1:G:407:ARG:NE	2.14	0.61
1:G:507:TYR:HA	1:G:514:LYS:HZ3	1.64	0.61
1:A:574:PRO:HD2	1:A:584:VAL:CG1	2.29	0.61
1:D:449:ILE:HG23	1:D:451:PRO:CG	2.29	0.61
1:D:553:PHE:O	1:D:557:LYS:N	2.20	0.61
1:D:677:ASN:O	1:D:680:ARG:HB3	2.00	0.61
1:E:547:LYS:O	1:E:550:ARG:N	2.33	0.61
1:F:563:ILE:HG22	1:F:606:VAL:HB	1.81	0.61
1:F:614:PRO:HA	1:F:617:MET:CE	2.30	0.61
1:A:269:GLU:HB2	1:C:264:TYR:HH	1.62	0.61
1:C:547:LYS:O	1:C:550:ARG:N	2.33	0.61
1:D:496:LEU:O	1:E:652:MET:SD	2.58	0.61
1:G:685:ASN:OD1	1:G:704:ALA:HB2	2.00	0.61
1:A:219:LEU:HD22	1:C:375:PRO:HG3	1.82	0.61
1:A:407:ARG:NE	1:G:221:ILE:HD11	2.14	0.61
1:C:252:PHE:HZ	1:C:254:SER:OG	1.78	0.61
1:C:501:SER:N	1:D:680:ARG:NH2	2.48	0.61
1:C:563:ILE:HG22	1:C:606:VAL:HB	1.81	0.61
1:D:536:GLU:OE1	1:D:540:LYS:CB	2.49	0.61
1:E:449:ILE:HG23	1:E:451:PRO:CG	2.29	0.61
1:E:614:PRO:HA	1:E:617:MET:CE	2.30	0.61
1:G:600:GLU:CB	1:G:603:ASN:ND2	2.55	0.61
1:A:496:LEU:O	1:C:652:MET:SD	2.58	0.61
1:A:671:VAL:HG22	1:A:672:GLY:N	2.15	0.61
1:C:677:ASN:O	1:C:680:ARG:HB3	2.00	0.61
1:D:501:SER:N	1:E:680:ARG:NH2	2.48	0.61
1:E:219:LEU:HD22	1:F:375:PRO:HG3	1.83	0.61

Continued on next page...

Continued from previous page...

Atom-1	Atom-2	Interatomic distance (Å)	Clash overlap (Å)
1:E:496:LEU:O	1:F:652:MET:SD	2.58	0.61
1:F:363:ARG:CZ	1:F:396:GLY:HA2	2.31	0.61
1:G:600:GLU:CB	1:G:603:ASN:CG	2.64	0.61
1:E:363:ARG:CZ	1:E:396:GLY:HA2	2.31	0.61
1:E:536:GLU:OE1	1:E:540:LYS:CB	2.49	0.61
1:F:219:LEU:HD22	1:G:375:PRO:HG3	1.82	0.61
1:C:536:GLU:OE1	1:C:540:LYS:CB	2.49	0.61
1:C:641:ARG:CA	1:C:644:ILE:HG22	2.31	0.61
1:D:522:ALA:CB	1:D:563:ILE:HD11	2.31	0.61
1:D:685:ASN:OD1	1:D:704:ALA:HB2	2.00	0.61
1:F:187:ILE:CG2	1:F:242:ARG:HB3	2.29	0.61
1:G:459:VAL:HG12	1:G:530:ILE:CD1	2.31	0.61
1:A:536:GLU:OE1	1:A:540:LYS:CB	2.49	0.61
1:C:593:LEU:CB	1:C:626:ARG:HH12	2.14	0.61
1:C:685:ASN:OD1	1:C:704:ALA:HB2	2.00	0.61
1:D:614:PRO:HA	1:D:617:MET:CE	2.30	0.61
1:F:269:GLU:CA	1:F:272:LEU:HD12	2.30	0.61
1:G:614:PRO:HA	1:G:617:MET:CE	2.30	0.61
1:A:508:GLY:H	1:A:514:LYS:HZ1	1.48	0.61
1:A:593:LEU:CB	1:A:626:ARG:HH12	2.14	0.61
1:A:652:MET:SD	1:G:496:LEU:O	2.58	0.61
1:A:677:ASN:O	1:A:680:ARG:HB3	2.00	0.61
1:C:200:GLY:C	1:C:203:ARG:HH12	2.01	0.61
1:C:371:THR:O	1:C:374:MET:O	2.19	0.61
1:C:397:PHE:CE1	1:C:451:PRO:HB2	2.36	0.61
1:D:641:ARG:CA	1:D:644:ILE:HG22	2.31	0.61
1:E:522:ALA:CB	1:E:563:ILE:HD11	2.31	0.61
1:F:272:LEU:HD21	1:F:310:VAL:HG11	1.73	0.61
1:G:363:ARG:CZ	1:G:396:GLY:HA2	2.31	0.61
1:A:230:TYR:HB2	1:A:354:GLU:HG2	0.61	0.61
1:A:375:PRO:HG3	1:G:219:LEU:HD22	1.83	0.61
1:A:397:PHE:CE1	1:A:451:PRO:HB2	2.36	0.61
1:A:455:ARG:HG2	1:A:455:ARG:O	1.99	0.61
1:A:614:PRO:HA	1:A:617:MET:CE	2.30	0.61
1:D:414:LEU:HD23	1:D:418:LEU:HB2	1.83	0.61
1:G:230:TYR:HB2	1:G:354:GLU:HG2	0.61	0.61
1:G:593:LEU:CB	1:G:626:ARG:HH12	2.14	0.61
1:G:677:ASN:O	1:G:680:ARG:HB3	2.00	0.61
1:A:371:THR:O	1:A:374:MET:O	2.19	0.60
1:A:414:LEU:HD23	1:A:418:LEU:HB2	1.83	0.60
1:A:459:VAL:HG12	1:A:530:ILE:CD1	2.31	0.60

Continued on next page...

Continued from previous page...

Atom-1	Atom-2	Interatomic distance (Å)	Clash overlap (Å)
1:A:669:GLY:C	1:A:710:PRO:HB3	2.22	0.60
1:C:230:TYR:HB2	1:C:354:GLU:HG2	0.61	0.60
1:C:414:LEU:HD23	1:C:418:LEU:HB2	1.83	0.60
1:C:669:GLY:C	1:C:710:PRO:HB3	2.22	0.60
1:D:252:PHE:HZ	1:D:254:SER:OG	1.78	0.60
1:D:269:GLU:CA	1:D:272:LEU:HD12	2.30	0.60
1:D:371:THR:O	1:D:374:MET:O	2.19	0.60
1:D:459:VAL:HG12	1:D:530:ILE:CD1	2.31	0.60
1:E:414:LEU:HD23	1:E:418:LEU:HB2	1.83	0.60
1:E:574:PRO:HD2	1:E:584:VAL:CG1	2.29	0.60
1:G:269:GLU:CA	1:G:272:LEU:HD12	2.30	0.60
1:A:662:ASP:O	1:A:666:ARG:HG3	2.02	0.60
1:C:314:LEU:HD22	1:C:315:LEU:CD1	2.31	0.60
1:E:596:LEU:HD12	1:E:626:ARG:HG2	1.79	0.60
1:F:522:ALA:CB	1:F:563:ILE:HD11	2.31	0.60
1:F:536:GLU:OE1	1:F:540:LYS:CB	2.49	0.60
1:C:614:PRO:HA	1:C:617:MET:CE	2.30	0.60
1:C:662:ASP:O	1:C:666:ARG:HG3	2.02	0.60
1:D:198:GLN:H	1:D:198:GLN:CD	2.01	0.60
1:D:397:PHE:CE1	1:D:451:PRO:HB2	2.36	0.60
1:D:669:GLY:C	1:D:710:PRO:HB3	2.22	0.60
1:E:230:TYR:HB2	1:E:354:GLU:HG2	0.61	0.60
1:F:662:ASP:O	1:F:666:ARG:HG3	2.02	0.60
1:A:314:LEU:HD22	1:A:315:LEU:CD1	2.31	0.60
1:D:317:LEU:HD23	1:D:317:LEU:C	2.22	0.60
1:D:363:ARG:CZ	1:D:396:GLY:HA2	2.31	0.60
1:E:600:GLU:CB	1:E:603:ASN:CG	2.64	0.60
1:E:662:ASP:O	1:E:666:ARG:HG3	2.02	0.60
1:F:230:TYR:HB2	1:F:354:GLU:HG2	0.61	0.60
1:F:316:THR:O	1:F:319:ASP:CB	2.50	0.60
1:G:397:PHE:CE1	1:G:451:PRO:HB2	2.36	0.60
1:A:442:PHE:HA	1:A:445:ALA:HB3	1.84	0.60
1:C:459:VAL:HG12	1:C:530:ILE:CD1	2.31	0.60
1:D:662:ASP:O	1:D:666:ARG:HG3	2.02	0.60
1:E:269:GLU:CA	1:E:272:LEU:HD12	2.30	0.60
1:E:669:GLY:C	1:E:710:PRO:HB3	2.22	0.60
1:F:317:LEU:HD23	1:F:317:LEU:C	2.22	0.60
1:G:536:GLU:OE1	1:G:540:LYS:CB	2.49	0.60
1:G:662:ASP:O	1:G:666:ARG:HG3	2.02	0.60
1:G:671:VAL:HG22	1:G:672:GLY:N	2.15	0.60
1:A:641:ARG:CA	1:A:644:ILE:HG22	2.31	0.60

Continued on next page...

Continued from previous page...

Atom-1	Atom-2	Interatomic distance (Å)	Clash overlap (Å)
1:C:269:GLU:CA	1:C:272:LEU:HD12	2.30	0.60
1:C:317:LEU:HD23	1:C:317:LEU:C	2.22	0.60
1:D:541:TRP:HZ2	1:D:548:ALA:CB	1.61	0.60
1:D:593:LEU:CB	1:D:626:ARG:HH12	2.14	0.60
1:F:449:ILE:HG23	1:F:451:PRO:HG3	1.84	0.60
1:F:459:VAL:HG12	1:F:530:ILE:CD1	2.31	0.60
1:F:641:ARG:CA	1:F:644:ILE:HG22	2.31	0.60
1:G:442:PHE:HA	1:G:445:ALA:HB3	1.84	0.60
1:C:316:THR:O	1:C:319:ASP:CB	2.50	0.60
1:E:253:LEU:HD23	1:E:254:SER:N	2.16	0.60
1:E:314:LEU:HD23	1:E:315:LEU:N	2.17	0.60
1:E:371:THR:O	1:E:374:MET:O	2.19	0.60
1:E:459:VAL:HG12	1:E:530:ILE:CD1	2.31	0.60
1:E:641:ARG:CA	1:E:644:ILE:HG22	2.31	0.60
1:F:397:PHE:CE1	1:F:451:PRO:HB2	2.36	0.60
1:F:600:GLU:CB	1:F:603:ASN:ND2	2.55	0.60
1:G:317:LEU:HD23	1:G:317:LEU:C	2.22	0.60
1:G:522:ALA:CB	1:G:563:ILE:HD11	2.31	0.60
1:A:316:THR:O	1:A:319:ASP:CB	2.50	0.60
1:D:187:ILE:CG2	1:D:242:ARG:HB3	2.29	0.60
1:D:314:LEU:HD22	1:D:315:LEU:CD1	2.31	0.60
1:D:442:PHE:HA	1:D:445:ALA:HB3	1.84	0.60
1:E:397:PHE:CE1	1:E:451:PRO:HB2	2.36	0.60
1:F:314:LEU:HD23	1:F:315:LEU:N	2.17	0.60
1:G:371:THR:O	1:G:374:MET:O	2.19	0.60
1:G:449:ILE:HG23	1:G:451:PRO:HG3	1.84	0.60
1:G:669:GLY:C	1:G:710:PRO:HB3	2.22	0.60
1:A:236:GLY:HA2	2:A:801:ATP:O1A	2.02	0.60
1:C:442:PHE:HA	1:C:445:ALA:HB3	1.84	0.60
1:D:230:TYR:HB2	1:D:354:GLU:HG2	0.61	0.60
1:D:537:VAL:HG13	1:D:538:LEU:CD1	2.20	0.60
1:F:253:LEU:HD23	1:F:254:SER:N	2.16	0.60
1:G:414:LEU:HD23	1:G:418:LEU:HB2	1.83	0.60
1:A:317:LEU:HD23	1:A:317:LEU:C	2.22	0.60
1:A:363:ARG:CZ	1:A:396:GLY:HA2	2.31	0.60
1:C:219:LEU:HD22	1:D:375:PRO:HG3	1.83	0.60
1:C:253:LEU:HD23	1:C:254:SER:N	2.16	0.60
1:C:363:ARG:CZ	1:C:396:GLY:HA2	2.31	0.60
1:F:442:PHE:HA	1:F:445:ALA:HB3	1.84	0.60
1:F:593:LEU:CB	1:F:626:ARG:HH12	2.14	0.60
1:A:397:PHE:HE1	1:A:452:SER:HG	1.50	0.59

Continued on next page...

Continued from previous page...

Atom-1	Atom-2	Interatomic distance (Å)	Clash overlap (Å)
1:E:442:PHE:HA	1:E:445:ALA:HB3	1.84	0.59
1:F:206:ILE:O	1:F:210:LEU:CB	2.50	0.59
1:F:669:GLY:C	1:F:710:PRO:HB3	2.22	0.59
1:A:255:ILE:CG2	1:A:289:ILE:HD13	2.33	0.59
1:A:534:GLY:O	1:A:537:VAL:HG12	2.02	0.59
1:D:236:GLY:HA2	2:D:801:ATP:O1A	2.02	0.59
1:F:242:ARG:NH1	1:F:252:PHE:CZ	2.70	0.59
1:F:414:LEU:HD23	1:F:418:LEU:HB2	1.83	0.59
1:G:206:ILE:O	1:G:210:LEU:CB	2.50	0.59
1:G:242:ARG:NH1	1:G:252:PHE:CZ	2.70	0.59
1:G:534:GLY:O	1:G:537:VAL:HG12	2.02	0.59
1:A:198:GLN:H	1:A:198:GLN:CD	2.01	0.59
1:A:314:LEU:HD23	1:A:315:LEU:N	2.17	0.59
1:D:255:ILE:CG2	1:D:289:ILE:HD13	2.32	0.59
1:E:187:ILE:CG2	1:E:242:ARG:HB3	2.29	0.59
1:E:317:LEU:HD23	1:E:317:LEU:C	2.22	0.59
1:E:565:PHE:CE2	1:E:567:ASP:HB2	2.38	0.59
1:F:236:GLY:HA2	2:F:801:ATP:O1A	2.02	0.59
1:A:449:ILE:HG23	1:A:451:PRO:HG3	1.84	0.59
1:A:593:LEU:CB	1:A:626:ARG:NH1	2.66	0.59
1:C:236:GLY:HA2	2:C:801:ATP:O1A	2.02	0.59
1:D:219:LEU:HD22	1:E:375:PRO:HG3	1.83	0.59
1:D:253:LEU:HD23	1:D:254:SER:N	2.16	0.59
1:D:316:THR:O	1:D:319:ASP:CB	2.50	0.59
1:D:565:PHE:CE2	1:D:567:ASP:HB2	2.38	0.59
1:D:603:ASN:OD1	1:D:603:ASN:N	2.36	0.59
1:E:316:THR:O	1:E:319:ASP:CB	2.50	0.59
1:E:500:PRO:HB3	1:E:601:VAL:HG13	1.85	0.59
1:E:534:GLY:O	1:E:537:VAL:HG12	2.02	0.59
1:F:371:THR:O	1:F:374:MET:O	2.19	0.59
1:A:206:ILE:O	1:A:210:LEU:CB	2.50	0.59
1:A:565:PHE:CE2	1:A:567:ASP:HB2	2.38	0.59
1:C:236:GLY:O	1:C:240:ILE:HD11	2.00	0.59
1:C:570:ASP:HB3	1:C:611:THR:HG21	1.85	0.59
1:C:670:TYR:CE2	1:C:710:PRO:HG3	2.38	0.59
1:D:670:TYR:CE2	1:D:710:PRO:HG3	2.38	0.59
1:E:206:ILE:O	1:E:210:LEU:CB	2.50	0.59
1:E:236:GLY:HA2	2:E:801:ATP:O1A	2.02	0.59
1:F:500:PRO:HB3	1:F:601:VAL:HG13	1.85	0.59
1:G:252:PHE:HZ	1:G:254:SER:OG	1.79	0.59
1:G:314:LEU:HD22	1:G:315:LEU:CD1	2.31	0.59

Continued on next page...

Continued from previous page...

Atom-1	Atom-2	Interatomic distance (Å)	Clash overlap (Å)
1:A:670:TYR:CE2	1:A:710:PRO:HG3	2.38	0.59
1:D:314:LEU:HD23	1:D:315:LEU:N	2.17	0.59
1:E:314:LEU:HD22	1:E:315:LEU:CD1	2.31	0.59
1:F:570:ASP:HB3	1:F:611:THR:HG21	1.85	0.59
1:G:575:ARG:NH2	1:G:619:PRO:CG	2.66	0.59
1:G:641:ARG:CA	1:G:644:ILE:HG22	2.31	0.59
1:C:206:ILE:O	1:C:210:LEU:CB	2.50	0.59
1:D:500:PRO:HB3	1:D:601:VAL:HG13	1.85	0.59
1:D:637:ASP:O	1:D:641:ARG:HG3	2.03	0.59
1:E:255:ILE:CG2	1:E:289:ILE:HD13	2.33	0.59
1:E:570:ASP:HB3	1:E:611:THR:HG21	1.85	0.59
1:E:593:LEU:CB	1:E:626:ARG:HH12	2.14	0.59
1:F:575:ARG:NH2	1:F:619:PRO:CG	2.66	0.59
1:G:316:THR:O	1:G:319:ASP:CB	2.50	0.59
1:G:565:PHE:CE2	1:G:567:ASP:HB2	2.38	0.59
1:A:570:ASP:HB3	1:A:611:THR:HG21	1.85	0.59
1:C:255:ILE:CG2	1:C:289:ILE:HD13	2.32	0.59
1:C:314:LEU:HD23	1:C:315:LEU:N	2.17	0.59
1:D:569:ILE:C	1:D:572:ILE:HD11	2.08	0.59
1:E:670:TYR:CE2	1:E:710:PRO:HG3	2.38	0.59
1:G:500:PRO:HB3	1:G:601:VAL:HG13	1.85	0.59
1:G:507:TYR:HA	1:G:514:LYS:NZ	2.18	0.59
1:A:575:ARG:NH2	1:A:619:PRO:CG	2.66	0.59
1:D:507:TYR:HA	1:D:514:LYS:NZ	2.18	0.59
1:D:570:ASP:HB3	1:D:611:THR:HG21	1.85	0.59
1:E:449:ILE:HG23	1:E:451:PRO:HG3	1.84	0.59
1:F:507:TYR:HA	1:F:514:LYS:NZ	2.18	0.59
1:F:670:TYR:CE2	1:F:710:PRO:HG3	2.38	0.59
1:G:603:ASN:OD1	1:G:603:ASN:N	2.36	0.59
1:A:593:LEU:CD2	1:A:626:ARG:HH21	1.89	0.59
1:C:228:ILE:CG2	1:C:230:TYR:CD1	2.83	0.59
1:D:593:LEU:CB	1:D:626:ARG:NH1	2.66	0.59
1:E:507:TYR:HA	1:E:514:LYS:NZ	2.18	0.59
1:E:590:ASN:HD22	1:F:538:LEU:HB2	1.68	0.59
1:E:593:LEU:CB	1:E:626:ARG:NH1	2.66	0.59
1:E:599:ILE:HD11	1:E:605:VAL:CA	2.33	0.59
1:F:252:PHE:HZ	1:F:254:SER:OG	1.78	0.59
1:F:534:GLY:O	1:F:537:VAL:HG12	2.02	0.59
1:F:565:PHE:CE2	1:F:567:ASP:HB2	2.38	0.59
1:F:593:LEU:CB	1:F:626:ARG:NH1	2.66	0.59
1:F:603:ASN:OD1	1:F:603:ASN:N	2.36	0.59

Continued on next page...

Continued from previous page...

Atom-1	Atom-2	Interatomic distance (Å)	Clash overlap (Å)
1:G:314:LEU:HD23	1:G:315:LEU:N	2.17	0.59
1:G:570:ASP:HB3	1:G:611:THR:HG21	1.85	0.59
1:G:670:TYR:CE2	1:G:710:PRO:HG3	2.38	0.59
1:A:507:TYR:HA	1:A:514:LYS:NZ	2.18	0.58
1:C:500:PRO:HB3	1:C:601:VAL:HG13	1.85	0.58
1:C:590:ASN:HD22	1:D:538:LEU:HB2	1.68	0.58
1:C:603:ASN:OD1	1:C:603:ASN:N	2.36	0.58
1:F:671:VAL:HG22	1:F:672:GLY:N	2.15	0.58
1:G:536:GLU:HA	1:G:539:SER:HG	0.75	0.58
1:G:593:LEU:CB	1:G:626:ARG:NH1	2.66	0.58
1:A:253:LEU:HD23	1:A:254:SER:N	2.16	0.58
1:A:269:GLU:CA	1:A:272:LEU:HD12	2.30	0.58
1:C:637:ASP:O	1:C:641:ARG:HG3	2.03	0.58
1:D:206:ILE:O	1:D:210:LEU:CB	2.50	0.58
1:E:446:LEU:O	1:E:449:ILE:HG22	2.04	0.58
1:G:187:ILE:CG2	1:G:242:ARG:HB3	2.29	0.58
1:A:500:PRO:HB3	1:A:601:VAL:HG13	1.85	0.58
1:C:593:LEU:CB	1:C:626:ARG:NH1	2.66	0.58
1:D:446:LEU:O	1:D:449:ILE:HG22	2.04	0.58
1:D:534:GLY:O	1:D:537:VAL:HG12	2.02	0.58
1:D:590:ASN:HD22	1:E:538:LEU:HB2	1.68	0.58
1:E:206:ILE:C	1:E:209:PRO:HD2	2.24	0.58
1:E:600:GLU:CB	1:E:603:ASN:OD1	2.51	0.58
1:F:314:LEU:HD22	1:F:315:LEU:CD1	2.31	0.58
1:F:446:LEU:O	1:F:449:ILE:HG22	2.04	0.58
1:G:253:LEU:HD23	1:G:254:SER:N	2.16	0.58
1:A:236:GLY:O	1:A:240:ILE:HD11	2.00	0.58
1:A:265:TYR:HE2	1:G:305:GLU:HB3	1.68	0.58
1:A:603:ASN:OD1	1:A:603:ASN:N	2.35	0.58
1:C:449:ILE:HG23	1:C:451:PRO:HG3	1.84	0.58
1:C:534:GLY:O	1:C:537:VAL:HG12	2.02	0.58
1:C:553:PHE:O	1:C:557:LYS:N	2.20	0.58
1:C:565:PHE:CE2	1:C:567:ASP:HB2	2.38	0.58
1:D:230:TYR:O	1:D:354:GLU:HA	2.04	0.58
1:F:206:ILE:C	1:F:209:PRO:HD2	2.24	0.58
1:F:259:GLU:HG2	1:F:262:SER:CB	2.33	0.58
1:G:236:GLY:HA2	2:G:801:ATP:O1A	2.02	0.58
1:D:547:LYS:CD	1:D:550:ARG:NH2	2.67	0.58
1:D:599:ILE:HD11	1:D:605:VAL:CA	2.33	0.58
1:E:621:LEU:CA	1:E:626:ARG:HD2	2.29	0.58
1:F:596:LEU:HD12	1:F:626:ARG:HG2	1.79	0.58

Continued on next page...

Continued from previous page...

Atom-1	Atom-2	Interatomic distance (Å)	Clash overlap (Å)
1:G:206:ILE:C	1:G:209:PRO:HD2	2.24	0.58
1:G:446:LEU:O	1:G:449:ILE:HG22	2.04	0.58
1:A:230:TYR:O	1:A:354:GLU:HA	2.04	0.58
1:A:305:GLU:HB3	1:C:265:TYR:HE2	1.68	0.58
1:D:449:ILE:HG23	1:D:451:PRO:HG3	1.84	0.58
1:E:230:TYR:O	1:E:354:GLU:HA	2.03	0.58
1:E:259:GLU:HG2	1:E:262:SER:CB	2.33	0.58
1:F:255:ILE:CG2	1:F:289:ILE:HD13	2.33	0.58
1:F:574:PRO:HG3	1:F:584:VAL:CG1	2.23	0.58
1:F:590:ASN:HD22	1:G:538:LEU:HB2	1.68	0.58
1:G:255:ILE:CG2	1:G:289:ILE:HD13	2.33	0.58
1:G:599:ILE:HD11	1:G:605:VAL:CA	2.33	0.58
1:A:206:ILE:C	1:A:209:PRO:HD2	2.24	0.58
1:A:600:GLU:CB	1:A:603:ASN:OD1	2.51	0.58
1:A:637:ASP:O	1:A:641:ARG:HG3	2.03	0.58
1:D:206:ILE:C	1:D:209:PRO:HD2	2.24	0.58
1:E:255:ILE:HB	1:E:289:ILE:HD11	1.86	0.58
1:E:637:ASP:O	1:E:641:ARG:HG3	2.03	0.58
1:F:230:TYR:O	1:F:354:GLU:HA	2.03	0.58
1:A:547:LYS:CD	1:A:550:ARG:NH2	2.67	0.58
1:C:500:PRO:HB3	1:C:601:VAL:CG1	2.34	0.58
1:C:547:LYS:CD	1:C:550:ARG:NH2	2.67	0.58
1:D:305:GLU:HB3	1:E:265:TYR:HE2	1.68	0.58
1:D:575:ARG:NH2	1:D:619:PRO:CG	2.66	0.58
1:E:507:TYR:CZ	1:E:632:TYR:HB2	2.39	0.58
1:E:599:ILE:HD12	1:E:605:VAL:HB	1.86	0.58
1:E:600:GLU:N	1:E:603:ASN:ND2	2.52	0.58
1:F:255:ILE:HB	1:F:289:ILE:HD11	1.86	0.58
1:G:230:TYR:O	1:G:354:GLU:HA	2.03	0.58
1:G:474:ASP:OD1	1:G:475:VAL:N	2.36	0.58
1:A:375:PRO:HG3	1:G:219:LEU:CD2	2.34	0.58
1:C:187:ILE:CG2	1:C:242:ARG:HB3	2.29	0.58
1:C:474:ASP:OD1	1:C:475:VAL:N	2.36	0.58
1:D:200:GLY:C	1:D:203:ARG:HH12	2.01	0.58
1:D:507:TYR:CZ	1:D:632:TYR:HB2	2.39	0.58
1:D:600:GLU:N	1:D:603:ASN:ND2	2.52	0.58
1:E:286:ILE:HD13	1:E:328:ILE:HG13	1.85	0.58
1:G:259:GLU:HG2	1:G:262:SER:CB	2.33	0.58
1:A:219:LEU:CD2	1:C:375:PRO:HG3	2.34	0.58
1:C:446:LEU:O	1:C:449:ILE:HG22	2.04	0.58
1:C:476:LYS:HA	1:C:479:ILE:CG2	2.34	0.58

Continued on next page...

Continued from previous page...

Atom-1	Atom-2	Interatomic distance (Å)	Clash overlap (Å)
1:C:600:GLU:CB	1:C:603:ASN:OD1	2.51	0.58
1:D:228:ILE:CG1	1:D:349:PHE:CD1	2.87	0.58
1:D:536:GLU:HA	1:D:539:SER:HG	0.75	0.58
1:D:671:VAL:HG22	1:D:672:GLY:N	2.15	0.58
1:E:547:LYS:HD3	1:E:550:ARG:NH2	2.19	0.58
1:F:599:ILE:HD12	1:F:605:VAL:HB	1.86	0.58
1:G:674:ASP:OD1	1:G:675:LEU:N	2.37	0.58
1:A:446:LEU:O	1:A:449:ILE:HG22	2.04	0.57
1:A:476:LYS:HA	1:A:479:ILE:CG2	2.34	0.57
1:C:206:ILE:C	1:C:209:PRO:HD2	2.24	0.57
1:C:259:GLU:HG2	1:C:262:SER:CB	2.33	0.57
1:C:507:TYR:HA	1:C:514:LYS:NZ	2.18	0.57
1:D:269:GLU:H	1:D:269:GLU:CD	2.02	0.57
1:D:476:LYS:HA	1:D:479:ILE:CG2	2.34	0.57
1:D:547:LYS:HD3	1:D:550:ARG:NH2	2.19	0.57
1:E:538:LEU:HD12	1:E:538:LEU:H	1.69	0.57
1:E:575:ARG:NH2	1:E:619:PRO:CG	2.66	0.57
1:F:507:TYR:CZ	1:F:632:TYR:HB2	2.39	0.57
1:F:637:ASP:O	1:F:641:ARG:HG3	2.03	0.57
1:G:596:LEU:HD12	1:G:626:ARG:HG2	1.79	0.57
1:A:599:ILE:HD11	1:A:605:VAL:CA	2.33	0.57
1:C:590:ASN:HD21	1:D:538:LEU:HD23	1.63	0.57
1:D:508:GLY:N	1:D:514:LYS:HZ1	2.01	0.57
1:F:305:GLU:HB3	1:G:265:TYR:HE2	1.68	0.57
1:G:466:TRP:CH2	1:G:524:GLU:HB2	2.39	0.57
1:G:600:GLU:CB	1:G:603:ASN:OD1	2.51	0.57
1:A:259:GLU:HG2	1:A:262:SER:CB	2.33	0.57
1:C:242:ARG:NH1	1:C:252:PHE:CZ	2.70	0.57
1:E:219:LEU:CD2	1:F:375:PRO:HG3	2.34	0.57
1:E:242:ARG:NH1	1:E:252:PHE:CZ	2.70	0.57
1:F:599:ILE:HD11	1:F:605:VAL:CA	2.33	0.57
1:G:637:ASP:O	1:G:641:ARG:HG3	2.03	0.57
1:C:339:ILE:HD12	1:C:340:ASP:O	2.05	0.57
1:C:522:ALA:CB	1:C:563:ILE:HD11	2.31	0.57
1:C:547:LYS:HD3	1:C:550:ARG:NH2	2.19	0.57
1:E:472:LEU:HB3	1:E:475:VAL:HG22	1.87	0.57
1:E:475:VAL:O	1:E:479:ILE:HG22	2.04	0.57
1:E:603:ASN:OD1	1:E:603:ASN:N	2.35	0.57
1:F:547:LYS:HD3	1:F:550:ARG:NH2	2.19	0.57
1:F:600:GLU:CB	1:F:603:ASN:OD1	2.51	0.57
1:F:600:GLU:N	1:F:603:ASN:ND2	2.52	0.57

Continued on next page...

Continued from previous page...

Atom-1	Atom-2	Interatomic distance (Å)	Clash overlap (Å)
1:G:476:LYS:HA	1:G:479:ILE:CG2	2.34	0.57
1:A:228:ILE:CG1	1:A:349:PHE:CD1	2.87	0.57
1:A:621:LEU:CA	1:A:626:ARG:HD2	2.29	0.57
1:C:228:ILE:CG1	1:C:349:PHE:CD1	2.87	0.57
1:C:230:TYR:O	1:C:354:GLU:HA	2.04	0.57
1:C:600:GLU:N	1:C:603:ASN:ND2	2.52	0.57
1:D:219:LEU:CD2	1:E:375:PRO:HG3	2.34	0.57
1:D:259:GLU:HG2	1:D:262:SER:CB	2.33	0.57
1:E:269:GLU:H	1:E:269:GLU:CD	2.02	0.57
1:E:671:VAL:HG22	1:E:672:GLY:N	2.15	0.57
1:G:538:LEU:HD12	1:G:538:LEU:H	1.69	0.57
1:G:547:LYS:HD3	1:G:550:ARG:NH2	2.19	0.57
1:G:574:PRO:HG3	1:G:584:VAL:CG1	2.23	0.57
1:A:339:ILE:HD12	1:A:340:ASP:O	2.05	0.57
1:A:472:LEU:HB3	1:A:475:VAL:HG22	1.87	0.57
1:A:538:LEU:HD12	1:A:538:LEU:H	1.69	0.57
1:D:472:LEU:HB3	1:D:475:VAL:HG22	1.87	0.57
1:D:474:ASP:OD1	1:D:475:VAL:N	2.36	0.57
1:E:339:ILE:HD12	1:E:340:ASP:O	2.05	0.57
1:E:574:PRO:HG3	1:E:584:VAL:CG1	2.23	0.57
1:F:532:ILE:HG21	1:F:566:LEU:HG	1.87	0.57
1:A:532:ILE:HG21	1:A:566:LEU:HG	1.87	0.57
1:A:547:LYS:HD3	1:A:550:ARG:NH2	2.19	0.57
1:C:507:TYR:CZ	1:C:632:TYR:HB2	2.39	0.57
1:C:508:GLY:H	1:C:514:LYS:HZ1	1.51	0.57
1:C:599:ILE:HD11	1:C:605:VAL:CA	2.33	0.57
1:D:242:ARG:NH1	1:D:252:PHE:CZ	2.70	0.57
1:F:228:ILE:CG1	1:F:349:PHE:CD1	2.87	0.57
1:F:339:ILE:HD12	1:F:340:ASP:O	2.05	0.57
1:F:474:ASP:OD1	1:F:475:VAL:N	2.36	0.57
1:F:538:LEU:HD12	1:F:538:LEU:H	1.69	0.57
1:F:547:LYS:CD	1:F:550:ARG:NH2	2.67	0.57
1:G:339:ILE:HD12	1:G:340:ASP:O	2.04	0.57
1:G:547:LYS:CD	1:G:550:ARG:NH2	2.67	0.57
1:A:187:ILE:CG2	1:A:242:ARG:HB3	2.29	0.57
1:A:474:ASP:OD1	1:A:475:VAL:N	2.36	0.57
1:A:500:PRO:HB3	1:A:601:VAL:CG1	2.34	0.57
1:C:472:LEU:HB3	1:C:475:VAL:HG22	1.87	0.57
1:C:575:ARG:NH2	1:C:619:PRO:CG	2.66	0.57
1:D:500:PRO:HB3	1:D:601:VAL:CG1	2.34	0.57
1:E:454:LEU:HB3	1:E:456:GLU:OE2	2.05	0.57

Continued on next page...

Continued from previous page...

Atom-1	Atom-2	Interatomic distance (Å)	Clash overlap (Å)
1:E:474:ASP:OD1	1:E:475:VAL:N	2.36	0.57
1:E:536:GLU:HA	1:E:539:SER:HG	0.75	0.57
1:E:704:ALA:HA	1:E:707:THR:OG1	2.05	0.57
1:F:466:TRP:CH2	1:F:524:GLU:HB2	2.39	0.57
1:F:536:GLU:HA	1:F:539:SER:HG	0.75	0.57
1:G:507:TYR:CZ	1:G:632:TYR:HB2	2.39	0.57
1:A:196:SER:HA	1:A:199:LEU:CG	2.35	0.57
1:A:264:TYR:HH	1:G:269:GLU:HB2	1.69	0.57
1:A:507:TYR:CZ	1:A:632:TYR:HB2	2.39	0.57
1:C:219:LEU:CD2	1:D:375:PRO:HG3	2.34	0.57
1:E:305:GLU:HB3	1:F:265:TYR:HE2	1.69	0.57
1:E:476:LYS:HA	1:E:479:ILE:CG2	2.34	0.57
1:E:569:ILE:CA	1:E:572:ILE:CG1	2.63	0.57
1:C:599:ILE:HD12	1:C:605:VAL:HB	1.86	0.57
1:C:621:LEU:CA	1:C:626:ARG:HD2	2.29	0.57
1:D:237:LYS:HA	1:D:240:ILE:HD13	1.59	0.57
1:D:255:ILE:HB	1:D:289:ILE:HD11	1.85	0.57
1:F:454:LEU:HB3	1:F:456:GLU:OE2	2.05	0.57
1:F:621:LEU:CA	1:F:626:ARG:HD2	2.29	0.57
1:F:704:ALA:HA	1:F:707:THR:OG1	2.05	0.57
1:A:538:LEU:HB2	1:G:590:ASN:HD22	1.68	0.56
1:A:599:ILE:HD12	1:A:605:VAL:HB	1.86	0.56
1:A:674:ASP:OD1	1:A:675:LEU:N	2.37	0.56
1:D:403:ALA:O	1:D:406:VAL:HG12	2.05	0.56
1:D:593:LEU:CD2	1:D:626:ARG:HH21	1.89	0.56
1:E:547:LYS:CD	1:E:550:ARG:NH2	2.67	0.56
1:G:255:ILE:HB	1:G:289:ILE:HD11	1.86	0.56
1:A:600:GLU:N	1:A:603:ASN:ND2	2.52	0.56
1:D:669:GLY:O	1:D:710:PRO:HB3	2.05	0.56
1:F:196:SER:HA	1:F:199:LEU:CG	2.35	0.56
1:F:472:LEU:HB3	1:F:475:VAL:HG22	1.87	0.56
1:F:475:VAL:O	1:F:479:ILE:HG22	2.05	0.56
1:G:228:ILE:CG1	1:G:349:PHE:CD1	2.87	0.56
1:G:600:GLU:N	1:G:603:ASN:ND2	2.52	0.56
1:A:454:LEU:HB3	1:A:456:GLU:OE2	2.05	0.56
1:A:475:VAL:O	1:A:479:ILE:HG22	2.05	0.56
1:C:538:LEU:HD12	1:C:538:LEU:H	1.69	0.56
1:C:674:ASP:OD1	1:C:675:LEU:N	2.37	0.56
1:C:704:ALA:HA	1:C:707:THR:OG1	2.05	0.56
1:D:339:ILE:HD12	1:D:340:ASP:O	2.05	0.56
1:D:475:VAL:O	1:D:479:ILE:HG22	2.05	0.56

Continued on next page...

Continued from previous page...

Atom-1	Atom-2	Interatomic distance (Å)	Clash overlap (Å)
1:D:704:ALA:HA	1:D:707:THR:OG1	2.05	0.56
1:E:196:SER:HA	1:E:199:LEU:CG	2.35	0.56
1:E:228:ILE:CG1	1:E:349:PHE:CD1	2.87	0.56
1:E:667:THR:HG21	1:E:670:TYR:CD2	2.40	0.56
1:F:236:GLY:O	1:F:240:ILE:HD11	2.00	0.56
1:F:286:ILE:HD13	1:F:328:ILE:HG13	1.85	0.56
1:F:669:GLY:O	1:F:710:PRO:HB3	2.05	0.56
1:A:522:ALA:CB	1:A:563:ILE:HD11	2.31	0.56
1:D:466:TRP:CH2	1:D:524:GLU:HB2	2.39	0.56
1:D:599:ILE:HD12	1:D:605:VAL:HB	1.86	0.56
1:E:228:ILE:CG2	1:E:230:TYR:CD1	2.83	0.56
1:G:468:ASP:HA	1:G:647:VAL:CG1	2.36	0.56
1:G:599:ILE:HD12	1:G:605:VAL:HB	1.86	0.56
1:C:297:PRO:CG	1:C:302:VAL:HG21	2.26	0.56
1:C:529:PHE:O	1:C:530:ILE:HD13	2.06	0.56
1:D:269:GLU:HB2	1:E:264:TYR:HH	1.65	0.56
1:D:454:LEU:HB3	1:D:456:GLU:OE2	2.05	0.56
1:D:529:PHE:O	1:D:530:ILE:HD13	2.06	0.56
1:D:538:LEU:HD12	1:D:538:LEU:H	1.69	0.56
1:F:219:LEU:CD2	1:G:375:PRO:HG3	2.34	0.56
1:F:403:ALA:O	1:F:406:VAL:HG12	2.05	0.56
1:F:507:TYR:HA	1:F:514:LYS:HZ3	1.71	0.56
1:F:509:PRO:O	1:F:512:VAL:HG13	2.06	0.56
1:G:403:ALA:O	1:G:406:VAL:HG12	2.05	0.56
1:G:454:LEU:HB3	1:G:456:GLU:OE2	2.05	0.56
1:G:475:VAL:O	1:G:479:ILE:HG22	2.05	0.56
1:A:667:THR:HG21	1:A:670:TYR:CD2	2.41	0.56
1:C:403:ALA:O	1:C:406:VAL:HG12	2.05	0.56
1:D:600:GLU:CB	1:D:603:ASN:OD1	2.51	0.56
1:E:669:GLY:O	1:E:710:PRO:HB3	2.05	0.56
1:F:468:ASP:HA	1:F:647:VAL:CG1	2.36	0.56
1:F:476:LYS:HA	1:F:479:ILE:CG2	2.34	0.56
1:G:196:SER:HA	1:G:199:LEU:CG	2.35	0.56
1:A:708:ILE:HG13	1:A:708:ILE:O	2.06	0.56
1:C:669:GLY:O	1:C:710:PRO:HB3	2.05	0.56
1:C:675:LEU:HD12	1:C:676:GLU:N	2.21	0.56
1:D:229:LEU:HD13	1:D:330:ILE:HG23	1.88	0.56
1:D:675:LEU:HD12	1:D:676:GLU:N	2.21	0.56
1:E:229:LEU:HD13	1:E:330:ILE:HG23	1.88	0.56
1:E:403:ALA:O	1:E:406:VAL:HG12	2.05	0.56
1:E:468:ASP:HA	1:E:647:VAL:CG1	2.36	0.56

Continued on next page...

Continued from previous page...

Atom-1	Atom-2	Interatomic distance (Å)	Clash overlap (Å)
1:E:532:ILE:HG21	1:E:566:LEU:HG	1.87	0.56
1:G:669:GLY:O	1:G:710:PRO:HB3	2.05	0.56
1:A:468:ASP:HA	1:A:647:VAL:CG1	2.36	0.56
1:C:475:VAL:O	1:C:479:ILE:HG22	2.05	0.56
1:C:532:ILE:HG21	1:C:566:LEU:HG	1.87	0.56
1:C:655:ALA:HB3	1:C:658:VAL:HG22	1.87	0.56
1:C:708:ILE:O	1:C:708:ILE:HG13	2.06	0.56
1:D:708:ILE:HG13	1:D:708:ILE:O	2.06	0.56
1:E:509:PRO:O	1:E:512:VAL:HG13	2.06	0.56
1:G:472:LEU:HB3	1:G:475:VAL:HG22	1.87	0.56
1:G:667:THR:HG21	1:G:670:TYR:CD2	2.40	0.56
1:A:403:ALA:O	1:A:406:VAL:HG12	2.05	0.56
1:A:507:TYR:CB	1:A:614:PRO:HG3	2.36	0.56
1:A:669:GLY:O	1:A:710:PRO:HB3	2.05	0.56
1:C:667:THR:HG21	1:C:670:TYR:CD2	2.41	0.56
1:D:293:ASP:O	1:D:297:PRO:HA	2.06	0.56
1:E:297:PRO:CG	1:E:302:VAL:HG21	2.26	0.56
1:E:315:LEU:O	1:E:318:MET:HB2	2.06	0.56
1:E:675:LEU:HD12	1:E:676:GLU:N	2.21	0.56
1:F:253:LEU:HD21	1:F:255:ILE:CD1	2.22	0.56
1:F:655:ALA:HB3	1:F:658:VAL:HG22	1.87	0.56
1:F:708:ILE:O	1:F:708:ILE:HG13	2.06	0.56
1:G:704:ALA:HA	1:G:707:THR:OG1	2.05	0.56
1:A:242:ARG:NH1	1:A:252:PHE:CE2	2.74	0.56
1:A:466:TRP:CH2	1:A:524:GLU:HB2	2.39	0.56
1:A:529:PHE:O	1:A:530:ILE:HD13	2.06	0.56
1:C:196:SER:HA	1:C:199:LEU:CG	2.35	0.56
1:D:597:ASP:OD1	1:D:597:ASP:N	2.39	0.56
1:E:529:PHE:O	1:E:530:ILE:HD13	2.06	0.56
1:E:708:ILE:O	1:E:708:ILE:HG13	2.06	0.56
1:F:195:LEU:HD21	1:F:355:ILE:HD12	1.88	0.56
1:A:242:ARG:NH1	1:A:252:PHE:CZ	2.70	0.55
1:C:507:TYR:CB	1:C:614:PRO:HG3	2.36	0.55
1:D:195:LEU:HD21	1:D:355:ILE:HD12	1.88	0.55
1:D:315:LEU:O	1:D:318:MET:HB2	2.06	0.55
1:G:505:LEU:HD12	1:G:609:GLY:C	2.27	0.55
1:C:195:LEU:HD21	1:C:355:ILE:HD12	1.88	0.55
1:C:293:ASP:O	1:C:297:PRO:HA	2.06	0.55
1:C:505:LEU:HD12	1:C:609:GLY:C	2.27	0.55
1:D:242:ARG:NH1	1:D:252:PHE:CE2	2.74	0.55
1:E:242:ARG:NH1	1:E:252:PHE:CE2	2.75	0.55

Continued on next page...

Continued from previous page...

Atom-1	Atom-2	Interatomic distance (Å)	Clash overlap (Å)
1:E:293:ASP:O	1:E:297:PRO:HA	2.06	0.55
1:F:675:LEU:HD12	1:F:676:GLU:N	2.21	0.55
1:G:509:PRO:O	1:G:512:VAL:HG13	2.06	0.55
1:G:532:ILE:HG21	1:G:566:LEU:HG	1.87	0.55
1:G:600:GLU:OE1	1:G:600:GLU:HA	2.06	0.55
1:A:649:THR:OG1	1:A:652:MET:HB2	2.07	0.55
1:A:704:ALA:HA	1:A:707:THR:OG1	2.05	0.55
1:D:196:SER:HA	1:D:199:LEU:CG	2.35	0.55
1:D:468:ASP:HA	1:D:647:VAL:CG1	2.36	0.55
1:D:667:THR:HG21	1:D:670:TYR:CD2	2.41	0.55
1:E:236:GLY:O	1:E:240:ILE:HD11	2.00	0.55
1:F:553:PHE:O	1:F:557:LYS:N	2.20	0.55
1:G:529:PHE:O	1:G:530:ILE:HD13	2.06	0.55
1:G:615:ASP:OD1	1:G:616:ILE:N	2.40	0.55
1:G:655:ALA:HB3	1:G:658:VAL:HG22	1.87	0.55
1:A:293:ASP:O	1:A:297:PRO:HA	2.06	0.55
1:A:655:ALA:HB3	1:A:658:VAL:HG22	1.87	0.55
1:A:658:VAL:HA	1:A:698:GLN:HG2	1.89	0.55
1:C:242:ARG:NH1	1:C:252:PHE:CE2	2.75	0.55
1:E:195:LEU:HD21	1:E:355:ILE:HD12	1.88	0.55
1:E:549:ILE:HA	1:E:552:ILE:CD1	2.37	0.55
1:F:229:LEU:HD13	1:F:330:ILE:HG23	1.88	0.55
1:G:597:ASP:OD1	1:G:597:ASP:N	2.39	0.55
1:G:708:ILE:HG13	1:G:708:ILE:O	2.06	0.55
1:C:253:LEU:HD21	1:C:255:ILE:CD1	2.22	0.55
1:C:315:LEU:O	1:C:318:MET:HB2	2.06	0.55
1:D:221:ILE:HD11	1:E:407:ARG:HE	1.71	0.55
1:D:221:ILE:HG12	1:E:407:ARG:HE	1.72	0.55
1:E:600:GLU:OE1	1:E:600:GLU:HA	2.06	0.55
1:E:655:ALA:HB3	1:E:658:VAL:HG22	1.87	0.55
1:F:221:ILE:HD11	1:G:407:ARG:HE	1.71	0.55
1:F:221:ILE:HG12	1:G:407:ARG:HE	1.72	0.55
1:F:615:ASP:OD1	1:F:616:ILE:N	2.40	0.55
1:A:615:ASP:OD1	1:A:616:ILE:N	2.40	0.55
1:A:675:LEU:HD12	1:A:676:GLU:N	2.21	0.55
1:C:468:ASP:HA	1:C:647:VAL:CG1	2.36	0.55
1:C:500:PRO:CD	1:C:601:VAL:HG21	2.37	0.55
1:D:509:PRO:O	1:D:512:VAL:HG13	2.06	0.55
1:E:221:ILE:HD11	1:F:407:ARG:HE	1.71	0.55
1:F:293:ASP:O	1:F:297:PRO:HA	2.06	0.55
1:F:500:PRO:CD	1:F:601:VAL:HG21	2.37	0.55

Continued on next page...

Continued from previous page...

Atom-1	Atom-2	Interatomic distance (Å)	Clash overlap (Å)
1:F:549:ILE:HA	1:F:552:ILE:CD1	2.37	0.55
1:F:667:THR:HG21	1:F:670:TYR:CD2	2.41	0.55
1:G:195:LEU:HD21	1:G:355:ILE:HD12	1.88	0.55
1:G:242:ARG:NH1	1:G:252:PHE:CE2	2.75	0.55
1:G:364:LYS:O	1:G:368:MET:N	2.39	0.55
1:G:507:TYR:CB	1:G:614:PRO:HG3	2.36	0.55
1:A:398:VAL:O	1:A:402:LEU:HG	2.07	0.55
1:C:229:LEU:HD13	1:C:330:ILE:HG23	1.88	0.55
1:C:255:ILE:HB	1:C:289:ILE:HD11	1.86	0.55
1:C:398:VAL:O	1:C:402:LEU:HG	2.07	0.55
1:D:236:GLY:O	1:D:240:ILE:HD11	2.00	0.55
1:D:674:ASP:OD1	1:D:675:LEU:N	2.37	0.55
1:F:398:VAL:O	1:F:402:LEU:HG	2.07	0.55
1:F:507:TYR:CB	1:F:614:PRO:HG3	2.36	0.55
1:G:293:ASP:O	1:G:297:PRO:HA	2.06	0.55
1:G:649:THR:OG1	1:G:652:MET:HB2	2.07	0.55
1:A:509:PRO:O	1:A:512:VAL:HG13	2.06	0.55
1:A:590:ASN:HD21	1:C:538:LEU:HD23	1.62	0.55
1:C:454:LEU:HB3	1:C:456:GLU:OE2	2.05	0.55
1:C:600:GLU:H	1:C:603:ASN:ND2	2.05	0.55
1:C:658:VAL:HA	1:C:698:GLN:HG2	1.89	0.55
1:E:398:VAL:O	1:E:402:LEU:HG	2.07	0.55
1:E:658:VAL:HA	1:E:698:GLN:HG2	1.89	0.55
1:F:505:LEU:HD12	1:F:609:GLY:C	2.27	0.55
1:G:315:LEU:O	1:G:318:MET:HB2	2.06	0.55
1:G:398:VAL:O	1:G:402:LEU:HG	2.07	0.55
1:A:407:ARG:HE	1:G:221:ILE:HD11	1.71	0.55
1:A:505:LEU:HD12	1:A:609:GLY:C	2.27	0.55
1:C:305:GLU:HB3	1:D:265:TYR:HE2	1.68	0.55
1:C:509:PRO:O	1:C:512:VAL:HG13	2.06	0.55
1:D:398:VAL:O	1:D:402:LEU:HG	2.07	0.55
1:D:505:LEU:HD12	1:D:609:GLY:C	2.27	0.55
1:D:655:ALA:HB3	1:D:658:VAL:HG22	1.87	0.55
1:E:330:ILE:HG22	1:E:331:GLY:H	1.72	0.55
1:F:649:THR:OG1	1:F:652:MET:HB2	2.07	0.55
1:F:658:VAL:HA	1:F:698:GLN:HG2	1.89	0.55
1:G:675:LEU:HD12	1:G:676:GLU:N	2.21	0.55
1:A:600:GLU:OE1	1:A:600:GLU:HA	2.06	0.55
1:A:600:GLU:H	1:A:603:ASN:ND2	2.05	0.55
1:D:500:PRO:CD	1:D:601:VAL:HG21	2.37	0.55
1:D:507:TYR:CB	1:D:614:PRO:HG3	2.36	0.55

Continued on next page...

Continued from previous page...

Atom-1	Atom-2	Interatomic distance (Å)	Clash overlap (Å)
1:D:532:ILE:HG21	1:D:566:LEU:HG	1.87	0.55
1:E:500:PRO:CD	1:E:601:VAL:HG21	2.37	0.55
1:E:507:TYR:CB	1:E:614:PRO:HG3	2.36	0.55
1:E:615:ASP:OD1	1:E:616:ILE:N	2.40	0.55
1:E:649:THR:OG1	1:E:652:MET:HB2	2.07	0.55
1:E:674:ASP:OD1	1:E:675:LEU:N	2.37	0.55
1:F:476:LYS:CA	1:F:479:ILE:HG22	2.37	0.55
1:F:529:PHE:O	1:F:530:ILE:HD13	2.06	0.55
1:A:195:LEU:HD21	1:A:355:ILE:HD12	1.88	0.54
1:A:407:ARG:HE	1:G:221:ILE:HG12	1.72	0.54
1:C:286:ILE:CD1	1:C:328:ILE:CG1	2.79	0.54
1:D:493:PHE:CE2	1:D:500:PRO:HG3	2.42	0.54
1:E:505:LEU:HD12	1:E:609:GLY:C	2.27	0.54
1:F:242:ARG:NH1	1:F:252:PHE:CE2	2.74	0.54
1:G:476:LYS:CA	1:G:479:ILE:HG22	2.37	0.54
1:G:621:LEU:CA	1:G:626:ARG:HD2	2.29	0.54
1:A:549:ILE:HA	1:A:552:ILE:CD1	2.37	0.54
1:C:221:ILE:HD11	1:D:407:ARG:HE	1.71	0.54
1:C:615:ASP:OD1	1:C:616:ILE:N	2.40	0.54
1:C:649:THR:OG1	1:C:652:MET:HB2	2.07	0.54
1:E:476:LYS:CA	1:E:479:ILE:HG22	2.37	0.54
1:F:315:LEU:O	1:F:318:MET:HB2	2.06	0.54
1:F:493:PHE:CE2	1:F:500:PRO:HG3	2.42	0.54
1:G:229:LEU:HD13	1:G:330:ILE:HG23	1.88	0.54
1:G:398:VAL:CB	1:G:454:LEU:HD11	2.27	0.54
1:G:493:PHE:CE2	1:G:500:PRO:HG3	2.42	0.54
1:A:221:ILE:HG12	1:C:407:ARG:HE	1.72	0.54
1:A:228:ILE:HD11	1:A:349:PHE:CD1	2.43	0.54
1:A:255:ILE:HB	1:A:289:ILE:HD11	1.86	0.54
1:C:257:GLY:N	1:C:258:PRO:HD2	2.23	0.54
1:D:222:THR:HB	1:D:223:PRO:HD2	1.90	0.54
1:D:257:GLY:N	1:D:258:PRO:HD2	2.23	0.54
1:D:286:ILE:CD1	1:D:328:ILE:CG1	2.79	0.54
1:D:549:ILE:HA	1:D:552:ILE:CD1	2.37	0.54
1:D:600:GLU:H	1:D:603:ASN:ND2	2.05	0.54
1:E:203:ARG:HD2	1:E:203:ARG:C	2.28	0.54
1:E:493:PHE:CE2	1:E:500:PRO:HG3	2.42	0.54
1:G:236:GLY:O	1:G:240:ILE:HD11	2.00	0.54
1:G:500:PRO:CD	1:G:601:VAL:HG21	2.37	0.54
1:A:229:LEU:HD13	1:A:330:ILE:HG23	1.88	0.54
1:A:500:PRO:CD	1:A:601:VAL:HG21	2.37	0.54

Continued on next page...

Continued from previous page...

Atom-1	Atom-2	Interatomic distance (Å)	Clash overlap (Å)
1:D:228:ILE:HD11	1:D:349:PHE:CD1	2.43	0.54
1:D:615:ASP:OD1	1:D:616:ILE:N	2.40	0.54
1:E:508:GLY:N	1:E:514:LYS:HZ1	2.05	0.54
1:G:257:GLY:N	1:G:258:PRO:HD2	2.23	0.54
1:G:330:ILE:HG22	1:G:331:GLY:H	1.72	0.54
1:G:600:GLU:H	1:G:603:ASN:ND2	2.05	0.54
1:A:257:GLY:N	1:A:258:PRO:HD2	2.23	0.54
1:A:286:ILE:HD13	1:A:328:ILE:HG13	1.85	0.54
1:A:508:GLY:N	1:A:514:LYS:HZ1	2.05	0.54
1:A:574:PRO:HG3	1:A:584:VAL:CG1	2.23	0.54
1:C:221:ILE:HG12	1:D:407:ARG:HE	1.72	0.54
1:C:697:SER:H	1:C:700:ASN:HD22	1.56	0.54
1:E:593:LEU:CD2	1:E:626:ARG:HH21	1.89	0.54
1:F:228:ILE:HD11	1:F:349:PHE:CD1	2.43	0.54
1:F:674:ASP:OD1	1:F:675:LEU:N	2.37	0.54
1:G:228:ILE:HD11	1:G:349:PHE:CD1	2.43	0.54
1:A:253:LEU:HD21	1:A:255:ILE:CD1	2.22	0.54
1:A:315:LEU:O	1:A:318:MET:HB2	2.06	0.54
1:C:203:ARG:HD2	1:C:203:ARG:C	2.28	0.54
1:C:466:TRP:CH2	1:C:524:GLU:HB2	2.39	0.54
1:C:479:ILE:O	1:C:482:THR:OG1	2.23	0.54
1:C:588:ILE:HG23	1:C:589:VAL:N	2.23	0.54
1:C:597:ASP:N	1:C:597:ASP:OD1	2.39	0.54
1:D:588:ILE:HG23	1:D:589:VAL:N	2.23	0.54
1:E:466:TRP:CH2	1:E:524:GLU:HB2	2.39	0.54
1:E:588:ILE:HG23	1:E:589:VAL:N	2.23	0.54
1:A:222:THR:HB	1:A:223:PRO:HD2	1.90	0.54
1:A:485:LEU:HD21	1:A:493:PHE:HB2	1.90	0.54
1:C:600:GLU:HA	1:C:600:GLU:OE1	2.06	0.54
1:D:330:ILE:HG22	1:D:331:GLY:H	1.72	0.54
1:D:697:SER:H	1:D:700:ASN:HD22	1.56	0.54
1:E:228:ILE:HD11	1:E:349:PHE:CD1	2.43	0.54
1:E:541:TRP:HZ2	1:E:548:ALA:CB	1.61	0.54
1:F:390:MET:HA	1:F:393:TYR:CE2	2.43	0.54
1:F:600:GLU:OE1	1:F:600:GLU:HA	2.06	0.54
1:G:222:THR:HB	1:G:223:PRO:HD2	1.90	0.54
1:G:658:VAL:HA	1:G:698:GLN:HG2	1.89	0.54
1:A:476:LYS:CA	1:A:479:ILE:HG22	2.37	0.54
1:C:283:ALA:HA	1:C:284:PRO:C	2.28	0.54
1:C:286:ILE:HD13	1:C:328:ILE:HG13	1.85	0.54
1:E:192:ILE:HD11	1:E:240:ILE:HA	1.90	0.54

Continued on next page...

Continued from previous page...

Atom-1	Atom-2	Interatomic distance (Å)	Clash overlap (Å)
1:E:479:ILE:O	1:E:482:THR:OG1	2.23	0.54
1:E:588:ILE:O	1:E:592:LEU:N	2.39	0.54
1:E:697:SER:H	1:E:700:ASN:HD22	1.56	0.54
1:F:257:GLY:N	1:F:258:PRO:HD2	2.23	0.54
1:C:228:ILE:HD11	1:C:349:PHE:CD1	2.43	0.54
1:D:476:LYS:CA	1:D:479:ILE:HG22	2.37	0.54
1:D:485:LEU:HD21	1:D:493:PHE:HB2	1.90	0.54
1:E:257:GLY:N	1:E:258:PRO:HD2	2.23	0.54
1:F:192:ILE:HD11	1:F:240:ILE:HA	1.90	0.54
1:F:203:ARG:HD2	1:F:203:ARG:C	2.28	0.54
1:F:588:ILE:HG23	1:F:589:VAL:N	2.23	0.54
1:G:286:ILE:HD13	1:G:328:ILE:HG13	1.85	0.54
1:G:549:ILE:HA	1:G:552:ILE:CD1	2.37	0.54
1:A:203:ARG:HD2	1:A:203:ARG:C	2.28	0.54
1:C:221:ILE:CD1	1:D:407:ARG:NE	2.71	0.54
1:C:556:ALA:HA	1:C:559:VAL:HG12	1.90	0.54
1:D:279:ALA:CB	1:D:287:ILE:HD11	2.27	0.54
1:D:450:GLU:N	1:D:451:PRO:HD3	2.23	0.54
1:D:600:GLU:OE1	1:D:600:GLU:HA	2.06	0.54
1:D:658:VAL:HG12	1:D:698:GLN:N	2.23	0.54
1:E:221:ILE:HG12	1:F:407:ARG:HE	1.72	0.54
1:E:390:MET:HA	1:E:393:TYR:CE2	2.43	0.54
1:E:658:VAL:HG12	1:E:698:GLN:N	2.23	0.54
1:G:450:GLU:N	1:G:451:PRO:HD3	2.23	0.54
1:G:588:ILE:HG23	1:G:589:VAL:N	2.23	0.54
1:A:556:ALA:HA	1:A:559:VAL:HG12	1.90	0.53
1:A:588:ILE:HG23	1:A:589:VAL:N	2.23	0.53
1:D:192:ILE:HD11	1:D:240:ILE:HA	1.90	0.53
1:D:203:ARG:HD2	1:D:203:ARG:C	2.28	0.53
1:E:222:THR:HB	1:E:223:PRO:HD2	1.90	0.53
1:E:449:ILE:O	1:E:449:ILE:HG13	2.08	0.53
1:E:450:GLU:N	1:E:451:PRO:HD3	2.23	0.53
1:E:597:ASP:OD1	1:E:597:ASP:N	2.39	0.53
1:F:475:VAL:HA	1:F:478:GLU:HG2	1.91	0.53
1:F:697:SER:H	1:F:700:ASN:HD22	1.56	0.53
1:G:390:MET:HA	1:G:393:TYR:CE2	2.43	0.53
1:G:489:LYS:HE3	1:G:492:VAL:CG2	2.29	0.53
1:A:442:PHE:O	1:A:445:ALA:N	2.42	0.53
1:A:658:VAL:HG12	1:A:698:GLN:N	2.23	0.53
1:C:364:LYS:O	1:C:368:MET:N	2.39	0.53
1:C:450:GLU:N	1:C:451:PRO:HD3	2.23	0.53

Continued on next page...

Continued from previous page...

Atom-1	Atom-2	Interatomic distance (Å)	Clash overlap (Å)
1:C:476:LYS:CA	1:C:479:ILE:HG22	2.37	0.53
1:D:187:ILE:HD11	1:D:239:LEU:HG	1.90	0.53
1:D:253:LEU:HD21	1:D:255:ILE:CD1	2.22	0.53
1:D:649:THR:OG1	1:D:652:MET:HB2	2.07	0.53
1:E:500:PRO:HD2	1:E:601:VAL:HG21	1.91	0.53
1:E:600:GLU:H	1:E:603:ASN:ND2	2.05	0.53
1:F:221:ILE:CD1	1:G:407:ARG:NE	2.71	0.53
1:G:283:ALA:HA	1:G:284:PRO:C	2.28	0.53
1:C:588:ILE:O	1:C:592:LEU:N	2.39	0.53
1:E:187:ILE:HD11	1:E:239:LEU:HG	1.90	0.53
1:F:442:PHE:O	1:F:445:ALA:N	2.41	0.53
1:F:637:ASP:OD1	1:F:638:LYS:N	2.42	0.53
1:G:253:LEU:HD21	1:G:255:ILE:CD1	2.22	0.53
1:G:500:PRO:HB3	1:G:601:VAL:CG1	2.34	0.53
1:A:500:PRO:HD2	1:A:601:VAL:HG21	1.91	0.53
1:A:697:SER:H	1:A:700:ASN:HD22	1.56	0.53
1:C:449:ILE:HG13	1:C:449:ILE:O	2.08	0.53
1:D:442:PHE:O	1:D:445:ALA:N	2.41	0.53
1:D:645:LEU:HG	1:D:660:LEU:HD23	1.91	0.53
1:D:658:VAL:HG12	1:D:698:GLN:HG2	1.91	0.53
1:E:485:LEU:HD21	1:E:493:PHE:HB2	1.90	0.53
1:E:658:VAL:HG12	1:E:698:GLN:HG2	1.91	0.53
1:F:187:ILE:HD11	1:F:239:LEU:HG	1.90	0.53
1:F:203:ARG:HB3	1:F:203:ARG:CZ	2.39	0.53
1:F:449:ILE:HG13	1:F:449:ILE:O	2.08	0.53
1:G:637:ASP:OD1	1:G:638:LYS:N	2.42	0.53
1:A:255:ILE:CG2	1:A:289:ILE:HG12	2.34	0.53
1:A:283:ALA:HA	1:A:284:PRO:C	2.28	0.53
1:A:590:ASN:HD22	1:C:538:LEU:HB2	1.68	0.53
1:C:203:ARG:HB3	1:C:203:ARG:CZ	2.39	0.53
1:D:479:ILE:O	1:D:482:THR:OG1	2.23	0.53
1:E:645:LEU:HG	1:E:660:LEU:HD23	1.91	0.53
1:G:658:VAL:HG12	1:G:698:GLN:N	2.23	0.53
1:C:637:ASP:OD1	1:C:638:LYS:N	2.42	0.53
1:C:658:VAL:HG12	1:C:698:GLN:N	2.23	0.53
1:D:621:LEU:CA	1:D:626:ARG:HD2	2.29	0.53
1:D:658:VAL:HA	1:D:698:GLN:HG2	1.89	0.53
1:E:221:ILE:CD1	1:F:407:ARG:NE	2.71	0.53
1:E:442:PHE:O	1:E:445:ALA:N	2.42	0.53
1:F:500:PRO:HD2	1:F:601:VAL:HG21	1.91	0.53
1:F:597:ASP:N	1:F:597:ASP:OD1	2.39	0.53

Continued on next page...

Continued from previous page...

Atom-1	Atom-2	Interatomic distance (Å)	Clash overlap (Å)
1:A:206:ILE:CG1	1:A:207:GLU:N	2.72	0.53
1:A:637:ASP:OD1	1:A:638:LYS:N	2.42	0.53
1:C:203:ARG:HH11	1:C:203:ARG:CB	2.22	0.53
1:C:222:THR:HB	1:C:223:PRO:HD2	1.90	0.53
1:C:485:LEU:HD21	1:C:493:PHE:HB2	1.90	0.53
1:C:500:PRO:HD2	1:C:601:VAL:HG21	1.91	0.53
1:D:637:ASP:OD1	1:D:638:LYS:N	2.42	0.53
1:E:637:ASP:OD1	1:E:638:LYS:N	2.42	0.53
1:F:330:ILE:HG22	1:F:331:GLY:H	1.72	0.53
1:F:364:LYS:O	1:F:368:MET:N	2.39	0.53
1:F:534:GLY:O	1:F:538:LEU:CD1	2.57	0.53
1:G:203:ARG:HD2	1:G:203:ARG:C	2.28	0.53
1:G:697:SER:H	1:G:700:ASN:HD22	1.56	0.53
1:A:192:ILE:HD11	1:A:240:ILE:HA	1.90	0.53
1:A:450:GLU:N	1:A:451:PRO:HD3	2.23	0.53
1:D:376:LEU:HA	1:D:436:VAL:CG1	2.39	0.53
1:D:449:ILE:HG13	1:D:449:ILE:O	2.08	0.53
1:D:588:ILE:O	1:D:592:LEU:N	2.39	0.53
1:E:564:VAL:CG1	1:E:607:VAL:HG22	2.39	0.53
1:F:450:GLU:N	1:F:451:PRO:HD3	2.23	0.53
1:F:600:GLU:H	1:F:603:ASN:ND2	2.05	0.53
1:G:187:ILE:HD11	1:G:239:LEU:HG	1.90	0.53
1:C:206:ILE:CG1	1:C:207:GLU:N	2.72	0.53
1:C:475:VAL:HA	1:C:478:GLU:HG2	1.91	0.53
1:C:565:PHE:HE2	1:C:567:ASP:HB2	1.74	0.53
1:D:297:PRO:CG	1:D:302:VAL:HG21	2.26	0.53
1:D:390:MET:HA	1:D:393:TYR:CE2	2.43	0.53
1:D:489:LYS:HE3	1:D:492:VAL:CG2	2.29	0.53
1:D:500:PRO:HD2	1:D:601:VAL:HG21	1.91	0.53
1:E:441:ASP:O	1:E:445:ALA:N	2.42	0.53
1:E:712:VAL:HG13	1:E:716:VAL:HG23	1.91	0.53
1:F:228:ILE:CG2	1:F:230:TYR:CD1	2.83	0.53
1:F:256:ASN:CB	1:F:258:PRO:HD2	2.38	0.53
1:G:500:PRO:HD2	1:G:601:VAL:HG21	1.91	0.53
1:A:390:MET:HA	1:A:393:TYR:CE2	2.43	0.53
1:C:569:ILE:CG1	1:C:572:ILE:CD1	2.74	0.53
1:D:221:ILE:CG1	1:E:407:ARG:HE	2.22	0.53
1:D:534:GLY:O	1:D:538:LEU:CD1	2.57	0.53
1:E:221:ILE:CG1	1:F:407:ARG:HE	2.22	0.53
1:E:556:ALA:HA	1:E:559:VAL:HG12	1.90	0.53
1:F:441:ASP:O	1:F:445:ALA:N	2.42	0.53

Continued on next page...

Continued from previous page...

Atom-1	Atom-2	Interatomic distance (Å)	Clash overlap (Å)
1:F:564:VAL:CG1	1:F:607:VAL:HG22	2.39	0.53
1:F:658:VAL:HG12	1:F:698:GLN:HG2	1.91	0.53
1:G:206:ILE:CG1	1:G:207:GLU:N	2.72	0.53
1:G:228:ILE:CG2	1:G:230:TYR:CD1	2.83	0.53
1:G:475:VAL:HA	1:G:478:GLU:HG2	1.91	0.53
1:G:479:ILE:O	1:G:482:THR:OG1	2.23	0.53
1:A:407:ARG:NE	1:G:221:ILE:CD1	2.71	0.52
1:A:475:VAL:HA	1:A:478:GLU:HG2	1.91	0.52
1:A:565:PHE:HE2	1:A:567:ASP:HB2	1.74	0.52
1:C:221:ILE:CG1	1:D:407:ARG:HE	2.22	0.52
1:C:442:PHE:O	1:C:445:ALA:N	2.42	0.52
1:C:500:PRO:HB2	1:C:601:VAL:CB	2.38	0.52
1:D:203:ARG:HB3	1:D:203:ARG:CZ	2.39	0.52
1:E:256:ASN:CB	1:E:258:PRO:HD2	2.38	0.52
1:E:475:VAL:HA	1:E:478:GLU:HG2	1.91	0.52
1:G:376:LEU:HA	1:G:436:VAL:CG1	2.39	0.52
1:A:479:ILE:O	1:A:482:THR:OG1	2.23	0.52
1:A:538:LEU:HD23	1:G:590:ASN:HD21	1.62	0.52
1:A:564:VAL:CG1	1:A:607:VAL:HG22	2.39	0.52
1:A:597:ASP:N	1:A:597:ASP:OD1	2.39	0.52
1:C:390:MET:HA	1:C:393:TYR:CE2	2.43	0.52
1:C:658:VAL:HG12	1:C:698:GLN:HG2	1.91	0.52
1:D:564:VAL:CG1	1:D:607:VAL:HG22	2.39	0.52
1:E:203:ARG:HH11	1:E:203:ARG:CB	2.22	0.52
1:E:283:ALA:HA	1:E:284:PRO:C	2.28	0.52
1:F:222:THR:HB	1:F:223:PRO:HD2	1.90	0.52
1:F:556:ALA:HA	1:F:559:VAL:HG12	1.90	0.52
1:F:658:VAL:HG12	1:F:698:GLN:N	2.23	0.52
1:G:442:PHE:O	1:G:445:ALA:N	2.42	0.52
1:A:203:ARG:HB3	1:A:203:ARG:CZ	2.39	0.52
1:A:449:ILE:HG13	1:A:449:ILE:O	2.08	0.52
1:C:376:LEU:HA	1:C:436:VAL:CG1	2.39	0.52
1:D:254:SER:HA	1:D:288:PHE:O	2.10	0.52
1:D:283:ALA:HA	1:D:284:PRO:C	2.28	0.52
1:E:269:GLU:HB2	1:F:264:TYR:HH	1.72	0.52
1:F:206:ILE:CG1	1:F:207:GLU:N	2.72	0.52
1:F:283:ALA:HA	1:F:284:PRO:C	2.28	0.52
1:F:565:PHE:HE2	1:F:567:ASP:HB2	1.74	0.52
1:G:203:ARG:HH11	1:G:203:ARG:CB	2.22	0.52
1:G:485:LEU:HD21	1:G:493:PHE:HB2	1.90	0.52
1:G:556:ALA:HA	1:G:559:VAL:HG12	1.90	0.52

Continued on next page...

Continued from previous page...

Atom-1	Atom-2	Interatomic distance (Å)	Clash overlap (Å)
1:C:192:ILE:HD11	1:C:240:ILE:HA	1.90	0.52
1:D:593:LEU:CD2	1:D:626:ARG:HH22	1.95	0.52
1:D:658:VAL:HG12	1:D:698:GLN:H	1.75	0.52
1:E:279:ALA:CB	1:E:287:ILE:HD11	2.27	0.52
1:E:376:LEU:HA	1:E:436:VAL:CG1	2.39	0.52
1:F:203:ARG:HH11	1:F:203:ARG:CB	2.22	0.52
1:F:376:LEU:HA	1:F:436:VAL:CG1	2.39	0.52
1:F:588:ILE:O	1:F:592:LEU:N	2.39	0.52
1:G:192:ILE:HD11	1:G:240:ILE:HA	1.90	0.52
1:G:449:ILE:O	1:G:449:ILE:HG13	2.08	0.52
1:A:187:ILE:HD11	1:A:239:LEU:HG	1.90	0.52
1:A:532:ILE:N	1:A:532:ILE:CD1	2.73	0.52
1:C:279:ALA:CB	1:C:287:ILE:HD11	2.27	0.52
1:C:441:ASP:O	1:C:445:ALA:N	2.42	0.52
1:C:593:LEU:CD2	1:C:626:ARG:HH21	1.89	0.52
1:D:196:SER:HA	1:D:199:LEU:HG	1.92	0.52
1:D:256:ASN:CB	1:D:258:PRO:HD2	2.38	0.52
1:D:441:ASP:O	1:D:445:ALA:N	2.42	0.52
1:D:556:ALA:HA	1:D:559:VAL:HG12	1.90	0.52
1:E:192:ILE:CG1	1:E:239:LEU:HD21	2.33	0.52
1:G:196:SER:HA	1:G:199:LEU:HG	1.92	0.52
1:G:255:ILE:CG2	1:G:289:ILE:HG12	2.34	0.52
1:G:256:ASN:CB	1:G:258:PRO:HD2	2.38	0.52
1:G:564:VAL:CG1	1:G:607:VAL:HG22	2.39	0.52
1:A:254:SER:HA	1:A:288:PHE:O	2.10	0.52
1:A:493:PHE:CE2	1:A:500:PRO:HG3	2.42	0.52
1:A:553:PHE:HA	1:A:556:ALA:HB3	1.92	0.52
1:A:645:LEU:HG	1:A:660:LEU:HD23	1.91	0.52
1:A:658:VAL:HG12	1:A:698:GLN:HG2	1.91	0.52
1:C:564:VAL:CG1	1:C:607:VAL:HG22	2.39	0.52
1:D:206:ILE:CG1	1:D:207:GLU:N	2.72	0.52
1:E:254:SER:HA	1:E:288:PHE:O	2.10	0.52
1:G:260:ILE:CG2	1:G:261:MET:N	2.73	0.52
1:G:553:PHE:HA	1:G:556:ALA:HB3	1.92	0.52
1:G:645:LEU:HG	1:G:660:LEU:HD23	1.91	0.52
1:G:658:VAL:HG12	1:G:698:GLN:HG2	1.91	0.52
1:A:330:ILE:HG22	1:A:331:GLY:H	1.72	0.52
1:A:376:LEU:HA	1:A:436:VAL:CG1	2.39	0.52
1:A:645:LEU:CD2	1:A:663:ILE:HD11	2.34	0.52
1:C:254:SER:HA	1:C:288:PHE:O	2.10	0.52
1:E:658:VAL:HG12	1:E:698:GLN:H	1.75	0.52

Continued on next page...

Continued from previous page...

Atom-1	Atom-2	Interatomic distance (Å)	Clash overlap (Å)
1:F:260:ILE:CG2	1:F:261:MET:N	2.73	0.52
1:F:314:LEU:O	1:F:318:MET:HG2	2.10	0.52
1:G:441:ASP:O	1:G:445:ALA:N	2.42	0.52
1:G:591:GLN:OE1	1:G:591:GLN:HA	2.09	0.52
1:A:198:GLN:HA	1:A:201:LYS:CG	2.40	0.52
1:A:441:ASP:O	1:A:445:ALA:N	2.42	0.52
1:A:538:LEU:CD1	1:A:538:LEU:H	2.23	0.52
1:C:230:TYR:CE1	1:C:333:THR:CG2	2.93	0.52
1:C:314:LEU:O	1:C:318:MET:HG2	2.10	0.52
1:C:508:GLY:N	1:C:514:LYS:HZ1	2.07	0.52
1:C:591:GLN:OE1	1:C:591:GLN:HA	2.09	0.52
1:D:221:ILE:CD1	1:E:407:ARG:NE	2.71	0.52
1:D:364:LYS:O	1:D:368:MET:N	2.39	0.52
1:D:532:ILE:N	1:D:532:ILE:CD1	2.73	0.52
1:E:198:GLN:HA	1:E:201:LYS:CG	2.40	0.52
1:E:532:ILE:N	1:E:532:ILE:CD1	2.73	0.52
1:E:534:GLY:O	1:E:538:LEU:CD1	2.57	0.52
1:E:591:GLN:OE1	1:E:591:GLN:HA	2.09	0.52
1:F:254:SER:HA	1:F:288:PHE:O	2.10	0.52
1:G:297:PRO:CG	1:G:302:VAL:HG21	2.26	0.52
1:A:221:ILE:CG1	1:C:407:ARG:HE	2.22	0.52
1:A:454:LEU:N	1:A:454:LEU:CD1	2.73	0.52
1:A:534:GLY:O	1:A:538:LEU:CD1	2.57	0.52
1:C:260:ILE:CG2	1:C:261:MET:N	2.73	0.52
1:C:549:ILE:HA	1:C:552:ILE:CD1	2.37	0.52
1:C:553:PHE:HA	1:C:556:ALA:HB3	1.92	0.52
1:C:658:VAL:HG12	1:C:698:GLN:H	1.75	0.52
1:E:203:ARG:HB3	1:E:203:ARG:CZ	2.39	0.52
1:E:538:LEU:CD1	1:E:538:LEU:H	2.23	0.52
1:F:712:VAL:HG13	1:F:716:VAL:HG23	1.91	0.52
1:G:712:VAL:HG13	1:G:716:VAL:HG23	1.91	0.52
1:C:198:GLN:HA	1:C:201:LYS:CG	2.40	0.52
1:C:538:LEU:CD1	1:C:538:LEU:H	2.23	0.52
1:C:645:LEU:HG	1:C:660:LEU:HD23	1.91	0.52
1:D:454:LEU:N	1:D:454:LEU:CD1	2.73	0.52
1:E:206:ILE:CG1	1:E:207:GLU:N	2.72	0.52
1:E:565:PHE:HE2	1:E:567:ASP:HB2	1.74	0.52
1:F:559:VAL:O	1:F:559:VAL:HG22	2.10	0.52
1:F:591:GLN:OE1	1:F:591:GLN:HA	2.09	0.52
1:G:500:PRO:HB2	1:G:601:VAL:CB	2.38	0.52
1:G:538:LEU:CD1	1:G:538:LEU:H	2.23	0.52

Continued on next page...

Continued from previous page...

Atom-1	Atom-2	Interatomic distance (Å)	Clash overlap (Å)
1:A:230:TYR:CE1	1:A:333:THR:CG2	2.93	0.51
1:A:256:ASN:CB	1:A:258:PRO:HD2	2.38	0.51
1:A:588:ILE:O	1:A:592:LEU:N	2.39	0.51
1:D:260:ILE:CG2	1:D:261:MET:N	2.73	0.51
1:D:314:LEU:O	1:D:318:MET:HG2	2.10	0.51
1:E:260:ILE:CG2	1:E:261:MET:N	2.73	0.51
1:E:454:LEU:CD1	1:E:454:LEU:N	2.73	0.51
1:F:485:LEU:HD21	1:F:493:PHE:HB2	1.90	0.51
1:F:508:GLY:N	1:F:514:LYS:HZ1	2.05	0.51
1:F:629:LYS:CD	1:F:631:ILE:HD11	2.39	0.51
1:F:645:LEU:HG	1:F:660:LEU:HD23	1.91	0.51
1:G:658:VAL:HG12	1:G:698:GLN:H	1.75	0.51
1:C:362:GLY:O	1:C:366:ILE:HD12	2.10	0.51
1:C:493:PHE:CE2	1:C:500:PRO:HG3	2.42	0.51
1:D:198:GLN:HA	1:D:201:LYS:CG	2.40	0.51
1:D:475:VAL:HA	1:D:478:GLU:HG2	1.91	0.51
1:E:230:TYR:CE1	1:E:333:THR:CG2	2.93	0.51
1:E:269:GLU:HB3	1:E:313:GLN:OE1	2.11	0.51
1:E:314:LEU:O	1:E:318:MET:HG2	2.10	0.51
1:A:196:SER:HA	1:A:199:LEU:HG	1.92	0.51
1:A:279:ALA:CB	1:A:287:ILE:HD11	2.27	0.51
1:A:362:GLY:O	1:A:366:ILE:HD12	2.10	0.51
1:A:500:PRO:HB2	1:A:601:VAL:CB	2.38	0.51
1:A:591:GLN:OE1	1:A:591:GLN:HA	2.09	0.51
1:A:712:VAL:HG13	1:A:716:VAL:HG23	1.91	0.51
1:C:187:ILE:HD11	1:C:239:LEU:HG	1.90	0.51
1:C:532:ILE:N	1:C:532:ILE:CD1	2.73	0.51
1:D:398:VAL:CB	1:D:454:LEU:HD11	2.27	0.51
1:F:198:GLN:HA	1:F:201:LYS:CG	2.40	0.51
1:F:221:ILE:CG1	1:G:407:ARG:HE	2.22	0.51
1:F:230:TYR:CE1	1:F:333:THR:CG2	2.93	0.51
1:F:658:VAL:HG12	1:F:698:GLN:H	1.75	0.51
1:D:230:TYR:CE1	1:D:333:THR:CG2	2.93	0.51
1:D:532:ILE:HB	1:D:566:LEU:HA	1.93	0.51
1:D:553:PHE:HA	1:D:556:ALA:HB3	1.92	0.51
1:E:196:SER:HA	1:E:199:LEU:HG	1.92	0.51
1:G:198:GLN:HA	1:G:201:LYS:CG	2.40	0.51
1:G:532:ILE:N	1:G:532:ILE:CD1	2.73	0.51
1:G:559:VAL:O	1:G:559:VAL:HG22	2.10	0.51
1:A:314:LEU:O	1:A:318:MET:HG2	2.10	0.51
1:A:407:ARG:HE	1:G:221:ILE:CG1	2.22	0.51

Continued on next page...

Continued from previous page...

Atom-1	Atom-2	Interatomic distance (Å)	Clash overlap (Å)
1:A:489:LYS:HE3	1:A:492:VAL:CG2	2.29	0.51
1:A:572:ILE:CG1	1:A:573:ALA:N	2.74	0.51
1:C:196:SER:HA	1:C:199:LEU:HG	1.92	0.51
1:C:534:GLY:O	1:C:538:LEU:CD1	2.57	0.51
1:D:712:VAL:HG13	1:D:716:VAL:HG23	1.91	0.51
1:E:327:VAL:O	1:E:327:VAL:HG23	2.11	0.51
1:E:559:VAL:HG22	1:E:559:VAL:O	2.10	0.51
1:E:629:LYS:CD	1:E:631:ILE:HD11	2.39	0.51
1:F:196:SER:HA	1:F:199:LEU:HG	1.92	0.51
1:F:209:PRO:CB	1:F:223:PRO:HG3	2.41	0.51
1:F:269:GLU:HB3	1:F:313:GLN:OE1	2.11	0.51
1:F:362:GLY:O	1:F:366:ILE:HD12	2.10	0.51
1:F:553:PHE:HA	1:F:556:ALA:HB3	1.92	0.51
1:G:203:ARG:O	1:G:206:ILE:HG13	2.11	0.51
1:G:230:TYR:CE1	1:G:333:THR:CG2	2.93	0.51
1:G:572:ILE:CG1	1:G:573:ALA:N	2.74	0.51
1:A:255:ILE:C	1:A:289:ILE:HG12	2.31	0.51
1:C:572:ILE:CG1	1:C:573:ALA:N	2.74	0.51
1:E:206:ILE:C	1:E:209:PRO:HG2	2.31	0.51
1:E:532:ILE:HB	1:E:566:LEU:HA	1.93	0.51
1:F:454:LEU:N	1:F:454:LEU:CD1	2.73	0.51
1:G:206:ILE:O	1:G:210:LEU:N	2.38	0.51
1:G:209:PRO:CB	1:G:223:PRO:HG3	2.41	0.51
1:A:206:ILE:C	1:A:209:PRO:HG2	2.31	0.51
1:A:658:VAL:HG12	1:A:698:GLN:H	1.75	0.51
1:D:269:GLU:HB3	1:D:313:GLN:OE1	2.11	0.51
1:D:591:GLN:OE1	1:D:591:GLN:HA	2.09	0.51
1:G:254:SER:HA	1:G:288:PHE:O	2.10	0.51
1:G:534:GLY:O	1:G:538:LEU:CD1	2.57	0.51
1:G:565:PHE:HE2	1:G:567:ASP:HB2	1.74	0.51
1:C:256:ASN:CB	1:C:258:PRO:HD2	2.38	0.51
1:C:667:THR:HG21	1:C:670:TYR:CE2	2.46	0.51
1:D:242:ARG:CZ	1:D:252:PHE:CE2	2.91	0.51
1:D:327:VAL:HG23	1:D:327:VAL:O	2.11	0.51
1:D:538:LEU:CD1	1:D:538:LEU:H	2.23	0.51
1:D:559:VAL:O	1:D:559:VAL:HG22	2.10	0.51
1:D:646:LYS:CG	1:D:660:LEU:HD22	2.41	0.51
1:E:209:PRO:CB	1:E:223:PRO:HG3	2.41	0.51
1:E:255:ILE:C	1:E:289:ILE:HG12	2.31	0.51
1:E:468:ASP:HA	1:E:647:VAL:HG11	1.93	0.51
1:E:658:VAL:HB	1:E:698:GLN:OE1	2.11	0.51

Continued on next page...

Continued from previous page...

Atom-1	Atom-2	Interatomic distance (Å)	Clash overlap (Å)
1:E:667:THR:HG21	1:E:670:TYR:CE2	2.46	0.51
1:F:206:ILE:O	1:F:210:LEU:N	2.38	0.51
1:F:255:ILE:CG2	1:F:289:ILE:HG12	2.34	0.51
1:F:286:ILE:HG23	1:F:286:ILE:O	2.11	0.51
1:F:667:THR:HG21	1:F:670:TYR:CE2	2.46	0.51
1:G:255:ILE:C	1:G:289:ILE:HG12	2.31	0.51
1:G:314:LEU:O	1:G:318:MET:HG2	2.10	0.51
1:G:362:GLY:O	1:G:366:ILE:HD12	2.10	0.51
1:A:203:ARG:HH11	1:A:203:ARG:CB	2.22	0.51
1:A:221:ILE:HD11	1:C:407:ARG:HE	1.71	0.51
1:A:286:ILE:CD1	1:A:328:ILE:CG1	2.79	0.51
1:C:242:ARG:CZ	1:C:252:PHE:CE2	2.91	0.51
1:C:712:VAL:HG13	1:C:716:VAL:HG23	1.91	0.51
1:D:371:THR:HA	1:D:374:MET:CB	2.41	0.51
1:F:538:LEU:CD1	1:F:538:LEU:H	2.23	0.51
1:A:269:GLU:HB3	1:A:313:GLN:OE1	2.11	0.51
1:C:203:ARG:O	1:C:206:ILE:HG13	2.11	0.51
1:C:330:ILE:HG22	1:C:331:GLY:H	1.72	0.51
1:C:498:ILE:HG23	1:D:652:MET:SD	2.52	0.51
1:E:371:THR:HA	1:E:374:MET:CB	2.41	0.51
1:E:553:PHE:HA	1:E:556:ALA:HB3	1.92	0.51
1:F:198:GLN:HA	1:F:201:LYS:CD	2.41	0.51
1:F:255:ILE:C	1:F:289:ILE:HG12	2.31	0.51
1:F:265:TYR:CD2	1:F:306:VAL:HG21	2.46	0.51
1:F:532:ILE:N	1:F:532:ILE:CD1	2.73	0.51
1:F:572:ILE:CG1	1:F:573:ALA:N	2.74	0.51
1:G:198:GLN:HA	1:G:201:LYS:CD	2.41	0.51
1:G:265:TYR:CD2	1:G:306:VAL:HG21	2.46	0.51
1:G:371:THR:HA	1:G:374:MET:CB	2.41	0.51
1:A:260:ILE:CG2	1:A:261:MET:N	2.73	0.50
1:A:330:ILE:CG2	1:A:331:GLY:N	2.75	0.50
1:A:658:VAL:HB	1:A:698:GLN:OE1	2.11	0.50
1:C:255:ILE:HG22	1:C:289:ILE:HD13	1.94	0.50
1:C:454:LEU:N	1:C:454:LEU:CD1	2.73	0.50
1:C:658:VAL:HB	1:C:698:GLN:OE1	2.11	0.50
1:D:286:ILE:HD13	1:D:328:ILE:HG13	1.85	0.50
1:D:461:VAL:HG13	1:D:461:VAL:O	2.12	0.50
1:D:667:THR:HG21	1:D:670:TYR:CE2	2.46	0.50
1:E:198:GLN:HA	1:E:201:LYS:CD	2.41	0.50
1:E:265:TYR:CD2	1:E:306:VAL:HG21	2.46	0.50
1:E:355:ILE:HG13	1:E:355:ILE:O	2.11	0.50

Continued on next page...

Continued from previous page...

Atom-1	Atom-2	Interatomic distance (Å)	Clash overlap (Å)
1:F:355:ILE:O	1:F:355:ILE:HG13	2.11	0.50
1:G:414:LEU:HD23	1:G:414:LEU:O	2.12	0.50
1:G:454:LEU:N	1:G:454:LEU:CD1	2.73	0.50
1:A:221:ILE:CD1	1:C:407:ARG:NE	2.71	0.50
1:A:265:TYR:CD2	1:A:306:VAL:HG21	2.46	0.50
1:C:255:ILE:CG2	1:C:289:ILE:HG12	2.34	0.50
1:C:371:THR:HA	1:C:374:MET:CB	2.41	0.50
1:C:532:ILE:HB	1:C:566:LEU:HA	1.93	0.50
1:D:206:ILE:C	1:D:209:PRO:HG2	2.31	0.50
1:D:565:PHE:HE2	1:D:567:ASP:HB2	1.74	0.50
1:E:286:ILE:O	1:E:286:ILE:HG23	2.11	0.50
1:F:414:LEU:HD23	1:F:414:LEU:O	2.11	0.50
1:F:468:ASP:HA	1:F:647:VAL:HG11	1.93	0.50
1:G:269:GLU:HB3	1:G:313:GLN:OE1	2.11	0.50
1:G:286:ILE:HG23	1:G:286:ILE:O	2.11	0.50
1:G:330:ILE:CG2	1:G:331:GLY:N	2.75	0.50
1:G:355:ILE:O	1:G:355:ILE:HG13	2.11	0.50
1:G:498:ILE:HD12	1:G:499:ARG:O	2.12	0.50
1:G:629:LYS:CD	1:G:631:ILE:HD11	2.39	0.50
1:A:371:THR:HA	1:A:374:MET:CB	2.41	0.50
1:A:667:THR:HG21	1:A:670:TYR:CE2	2.46	0.50
1:C:330:ILE:CG2	1:C:331:GLY:N	2.75	0.50
1:D:209:PRO:CB	1:D:223:PRO:HG3	2.41	0.50
1:D:355:ILE:O	1:D:355:ILE:HG13	2.11	0.50
1:D:362:GLY:O	1:D:366:ILE:HD12	2.10	0.50
1:D:414:LEU:HD23	1:D:414:LEU:O	2.12	0.50
1:E:362:GLY:O	1:E:366:ILE:HD12	2.10	0.50
1:E:386:PHE:O	1:E:389:GLU:HG2	2.12	0.50
1:E:414:LEU:HD23	1:E:414:LEU:O	2.11	0.50
1:E:572:ILE:CG1	1:E:573:ALA:N	2.74	0.50
1:F:386:PHE:O	1:F:389:GLU:HG2	2.12	0.50
1:G:327:VAL:HG23	1:G:327:VAL:O	2.11	0.50
1:A:209:PRO:CB	1:A:223:PRO:HG3	2.41	0.50
1:A:364:LYS:O	1:A:368:MET:N	2.39	0.50
1:A:498:ILE:HD12	1:A:499:ARG:O	2.12	0.50
1:C:269:GLU:HB3	1:C:313:GLN:OE1	2.11	0.50
1:C:506:LEU:N	1:C:609:GLY:O	2.44	0.50
1:D:203:ARG:O	1:D:206:ILE:HG13	2.11	0.50
1:D:265:TYR:CD2	1:D:306:VAL:HG21	2.46	0.50
1:D:468:ASP:HA	1:D:647:VAL:HG11	1.93	0.50
1:D:498:ILE:HG23	1:E:652:MET:SD	2.52	0.50

Continued on next page...

Continued from previous page...

Atom-1	Atom-2	Interatomic distance (Å)	Clash overlap (Å)
1:D:569:ILE:CG1	1:D:572:ILE:CD1	2.74	0.50
1:D:572:ILE:CG1	1:D:573:ALA:N	2.74	0.50
1:E:196:SER:CA	1:E:199:LEU:CD2	2.85	0.50
1:E:286:ILE:CD1	1:E:328:ILE:CG1	2.79	0.50
1:F:658:VAL:HB	1:F:698:GLN:OE1	2.11	0.50
1:G:386:PHE:O	1:G:389:GLU:HG2	2.12	0.50
1:G:574:PRO:HG2	1:G:584:VAL:HG11	1.91	0.50
1:A:198:GLN:HA	1:A:201:LYS:CD	2.41	0.50
1:A:355:ILE:O	1:A:355:ILE:HG13	2.11	0.50
1:A:404:ALA:HA	1:A:407:ARG:NH1	2.27	0.50
1:A:574:PRO:HG2	1:A:584:VAL:CG1	2.42	0.50
1:A:646:LYS:CG	1:A:660:LEU:HD22	2.41	0.50
1:C:206:ILE:C	1:C:209:PRO:HG2	2.31	0.50
1:C:209:PRO:CB	1:C:223:PRO:HG3	2.41	0.50
1:C:355:ILE:HG13	1:C:355:ILE:O	2.11	0.50
1:C:414:LEU:HD23	1:C:414:LEU:O	2.12	0.50
1:D:286:ILE:HG23	1:D:286:ILE:O	2.11	0.50
1:E:646:LYS:CG	1:E:660:LEU:HD22	2.41	0.50
1:F:532:ILE:HB	1:F:566:LEU:HA	1.93	0.50
1:G:658:VAL:HB	1:G:698:GLN:OE1	2.11	0.50
1:G:667:THR:HG21	1:G:670:TYR:CE2	2.46	0.50
1:A:532:ILE:HB	1:A:566:LEU:HA	1.93	0.50
1:A:629:LYS:CD	1:A:631:ILE:HD11	2.39	0.50
1:C:383:LYS:O	1:C:386:PHE:HB3	2.12	0.50
1:C:489:LYS:HE3	1:C:492:VAL:CG2	2.29	0.50
1:D:203:ARG:HH11	1:D:203:ARG:CB	2.22	0.50
1:E:203:ARG:O	1:E:206:ILE:HG13	2.11	0.50
1:E:305:GLU:HB3	1:F:265:TYR:CE2	2.47	0.50
1:F:279:ALA:CB	1:F:287:ILE:HD11	2.27	0.50
1:F:498:ILE:HD12	1:F:499:ARG:O	2.12	0.50
1:F:541:TRP:HZ2	1:F:548:ALA:CB	1.61	0.50
1:G:206:ILE:C	1:G:209:PRO:HG2	2.31	0.50
1:G:593:LEU:CD2	1:G:626:ARG:HH21	1.89	0.50
1:G:645:LEU:CD2	1:G:663:ILE:HD11	2.33	0.50
1:A:203:ARG:O	1:A:206:ILE:HG13	2.11	0.50
1:C:498:ILE:HD12	1:C:499:ARG:O	2.12	0.50
1:D:196:SER:N	1:D:199:LEU:HD23	2.27	0.50
1:D:255:ILE:HG22	1:D:289:ILE:HD13	1.94	0.50
1:E:404:ALA:HA	1:E:407:ARG:NH1	2.27	0.50
1:G:532:ILE:HB	1:G:566:LEU:HA	1.93	0.50
1:A:203:ARG:HH11	1:A:204:GLU:H	1.60	0.50

Continued on next page...

Continued from previous page...

Atom-1	Atom-2	Interatomic distance (Å)	Clash overlap (Å)
1:A:498:ILE:HG23	1:C:652:MET:SD	2.52	0.50
1:C:196:SER:N	1:C:199:LEU:HD23	2.27	0.50
1:C:255:ILE:C	1:C:289:ILE:HG12	2.31	0.50
1:C:265:TYR:CG	1:C:306:VAL:HG21	2.47	0.50
1:C:327:VAL:HG23	1:C:327:VAL:O	2.11	0.50
1:C:404:ALA:HA	1:C:407:ARG:NH1	2.27	0.50
1:D:198:GLN:HA	1:D:201:LYS:CD	2.41	0.50
1:D:386:PHE:O	1:D:389:GLU:HG2	2.12	0.50
1:D:404:ALA:HA	1:D:407:ARG:NH1	2.27	0.50
1:D:658:VAL:HB	1:D:698:GLN:OE1	2.11	0.50
1:E:196:SER:N	1:E:199:LEU:HD23	2.27	0.50
1:E:398:VAL:CB	1:E:454:LEU:HD11	2.27	0.50
1:F:461:VAL:O	1:F:461:VAL:HG13	2.12	0.50
1:F:500:PRO:HB3	1:F:601:VAL:CG1	2.34	0.50
1:F:590:ASN:HD21	1:G:538:LEU:HD23	1.62	0.50
1:G:203:ARG:HB3	1:G:203:ARG:CZ	2.39	0.50
1:G:468:ASP:HA	1:G:647:VAL:HG11	1.93	0.50
1:A:196:SER:N	1:A:199:LEU:HD23	2.27	0.50
1:A:265:TYR:CG	1:A:306:VAL:HG21	2.47	0.50
1:A:305:GLU:HB3	1:C:265:TYR:CE2	2.46	0.50
1:C:227:VAL:HG22	1:C:329:VAL:O	2.12	0.50
1:C:265:TYR:CD2	1:C:306:VAL:HG21	2.46	0.50
1:D:265:TYR:CG	1:D:306:VAL:HG21	2.47	0.50
1:F:327:VAL:HG23	1:F:327:VAL:O	2.11	0.50
1:F:330:ILE:CG2	1:F:331:GLY:N	2.75	0.50
1:G:404:ALA:HA	1:G:407:ARG:NH1	2.27	0.50
1:G:646:LYS:CG	1:G:660:LEU:HD22	2.41	0.50
1:A:265:TYR:CE2	1:G:305:GLU:HB3	2.46	0.49
1:A:386:PHE:O	1:A:389:GLU:HG2	2.12	0.49
1:C:469:ILE:CG2	1:C:476:LYS:HD3	2.42	0.49
1:C:559:VAL:O	1:C:559:VAL:HG22	2.10	0.49
1:D:255:ILE:C	1:D:289:ILE:HG12	2.31	0.49
1:D:498:ILE:HD12	1:D:499:ARG:O	2.12	0.49
1:F:190:GLU:O	1:F:369:ILE:HD12	2.12	0.49
1:F:203:ARG:O	1:F:206:ILE:HG13	2.11	0.49
1:G:190:GLU:O	1:G:369:ILE:HD12	2.12	0.49
1:G:363:ARG:NH1	1:G:396:GLY:HA2	2.27	0.49
1:G:383:LYS:O	1:G:386:PHE:HB3	2.12	0.49
1:A:638:LYS:HA	1:A:641:ARG:CG	2.43	0.49
1:C:209:PRO:HB3	1:C:223:PRO:HG3	1.94	0.49
1:E:383:LYS:O	1:E:386:PHE:HB3	2.12	0.49

Continued on next page...

Continued from previous page...

Atom-1	Atom-2	Interatomic distance (Å)	Clash overlap (Å)
1:E:398:VAL:HG13	1:E:401:ASP:H	1.77	0.49
1:E:498:ILE:HD12	1:E:499:ARG:O	2.12	0.49
1:E:613:ARG:CB	1:E:616:ILE:HG12	2.43	0.49
1:F:196:SER:N	1:F:199:LEU:HD23	2.27	0.49
1:F:227:VAL:HG22	1:F:329:VAL:O	2.12	0.49
1:F:259:GLU:HG2	1:F:262:SER:HG	1.75	0.49
1:G:461:VAL:HG13	1:G:461:VAL:O	2.12	0.49
1:A:209:PRO:HB3	1:A:223:PRO:HG3	1.94	0.49
1:A:286:ILE:HG23	1:A:286:ILE:O	2.11	0.49
1:A:383:LYS:O	1:A:386:PHE:HB3	2.12	0.49
1:A:414:LEU:HD23	1:A:414:LEU:O	2.12	0.49
1:A:461:VAL:HG13	1:A:461:VAL:O	2.12	0.49
1:A:559:VAL:O	1:A:559:VAL:HG22	2.10	0.49
1:C:187:ILE:HG12	1:C:242:ARG:HB3	1.94	0.49
1:C:196:SER:CA	1:C:199:LEU:CD2	2.85	0.49
1:C:363:ARG:NH1	1:C:396:GLY:HA2	2.27	0.49
1:D:187:ILE:HG12	1:D:242:ARG:HB3	1.94	0.49
1:D:227:VAL:HG22	1:D:329:VAL:O	2.12	0.49
1:D:363:ARG:NH1	1:D:396:GLY:HA2	2.27	0.49
1:D:383:LYS:O	1:D:386:PHE:HB3	2.12	0.49
1:E:190:GLU:O	1:E:369:ILE:HD12	2.12	0.49
1:F:297:PRO:CG	1:F:302:VAL:HG21	2.26	0.49
1:F:305:GLU:HB3	1:G:265:TYR:CE2	2.46	0.49
1:F:371:THR:HA	1:F:374:MET:CB	2.41	0.49
1:F:404:ALA:HA	1:F:407:ARG:NH1	2.27	0.49
1:F:498:ILE:HG23	1:G:652:MET:SD	2.52	0.49
1:F:646:LYS:CG	1:F:660:LEU:HD22	2.41	0.49
1:G:196:SER:N	1:G:199:LEU:HD23	2.27	0.49
1:G:265:TYR:CG	1:G:306:VAL:HG21	2.47	0.49
1:G:530:ILE:HG22	1:G:532:ILE:HD11	1.94	0.49
1:G:541:TRP:HZ2	1:G:548:ALA:CB	1.61	0.49
1:A:530:ILE:HG22	1:A:532:ILE:HD11	1.94	0.49
1:C:386:PHE:O	1:C:389:GLU:HG2	2.12	0.49
1:C:398:VAL:HG13	1:C:401:ASP:H	1.77	0.49
1:C:574:PRO:HG2	1:C:584:VAL:CG1	2.42	0.49
1:D:343:LEU:HB3	1:D:349:PHE:CE2	2.47	0.49
1:D:506:LEU:N	1:D:609:GLY:O	2.44	0.49
1:F:199:LEU:CD1	1:F:200:GLY:N	2.75	0.49
1:G:203:ARG:HH11	1:G:204:GLU:H	1.60	0.49
1:G:279:ALA:CB	1:G:287:ILE:HD11	2.27	0.49
1:G:638:LYS:HA	1:G:641:ARG:CG	2.43	0.49

Continued on next page...

Continued from previous page...

Atom-1	Atom-2	Interatomic distance (Å)	Clash overlap (Å)
1:A:187:ILE:HG12	1:A:242:ARG:HB3	1.94	0.49
1:A:227:VAL:HG22	1:A:329:VAL:O	2.12	0.49
1:A:255:ILE:HG22	1:A:289:ILE:HD13	1.94	0.49
1:A:507:TYR:CE2	1:A:632:TYR:HB2	2.48	0.49
1:A:541:TRP:HZ2	1:A:548:ALA:CB	1.61	0.49
1:C:198:GLN:HA	1:C:201:LYS:CD	2.41	0.49
1:C:229:LEU:O	1:C:332:ALA:HA	2.13	0.49
1:C:286:ILE:HG23	1:C:286:ILE:O	2.11	0.49
1:C:461:VAL:O	1:C:461:VAL:HG13	2.12	0.49
1:D:229:LEU:O	1:D:332:ALA:HA	2.13	0.49
1:D:469:ILE:CG2	1:D:476:LYS:HD3	2.42	0.49
1:E:227:VAL:HG22	1:E:329:VAL:O	2.13	0.49
1:E:229:LEU:O	1:E:332:ALA:HA	2.13	0.49
1:E:265:TYR:CG	1:E:306:VAL:HG21	2.47	0.49
1:E:343:LEU:HB3	1:E:349:PHE:CE2	2.47	0.49
1:E:363:ARG:NH1	1:E:396:GLY:HA2	2.27	0.49
1:E:498:ILE:HG23	1:F:652:MET:SD	2.52	0.49
1:E:569:ILE:CG1	1:E:572:ILE:CD1	2.74	0.49
1:F:398:VAL:HG13	1:F:401:ASP:H	1.78	0.49
1:G:187:ILE:HG12	1:G:242:ARG:HB3	1.94	0.49
1:G:508:GLY:N	1:G:514:LYS:HZ1	2.08	0.49
1:C:646:LYS:CG	1:C:660:LEU:HD22	2.41	0.49
1:D:305:GLU:HB3	1:E:265:TYR:CE2	2.46	0.49
1:D:469:ILE:CD1	1:D:516:LEU:HG	2.42	0.49
1:D:654:LEU:CD1	1:D:658:VAL:HG21	2.43	0.49
1:E:353:ILE:HG13	1:E:353:ILE:O	2.13	0.49
1:F:265:TYR:CG	1:F:306:VAL:HG21	2.47	0.49
1:F:671:VAL:HG13	1:F:673:ALA:N	2.28	0.49
1:A:654:LEU:CD1	1:A:658:VAL:HG21	2.43	0.49
1:D:507:TYR:CE2	1:D:632:TYR:HB2	2.48	0.49
1:E:242:ARG:CZ	1:E:252:PHE:CE2	2.91	0.49
1:E:461:VAL:O	1:E:461:VAL:HG13	2.12	0.49
1:E:507:TYR:CE2	1:E:632:TYR:HB2	2.48	0.49
1:F:383:LYS:O	1:F:386:PHE:HB3	2.12	0.49
1:F:613:ARG:CB	1:F:616:ILE:HG12	2.43	0.49
1:G:507:TYR:CE2	1:G:632:TYR:HB2	2.48	0.49
1:G:654:LEU:CD1	1:G:658:VAL:HG21	2.43	0.49
1:A:343:LEU:HB3	1:A:349:PHE:CE2	2.47	0.49
1:A:398:VAL:HG13	1:A:401:ASP:H	1.78	0.49
1:A:652:MET:SD	1:G:498:ILE:HG23	2.51	0.49
1:C:343:LEU:HB3	1:C:349:PHE:CE2	2.47	0.49

Continued on next page...

Continued from previous page...

Atom-1	Atom-2	Interatomic distance (Å)	Clash overlap (Å)
1:C:638:LYS:HA	1:C:641:ARG:CG	2.43	0.49
1:C:645:LEU:CD2	1:C:663:ILE:HD11	2.34	0.49
1:D:398:VAL:HG13	1:D:401:ASP:H	1.77	0.49
1:D:629:LYS:CD	1:D:631:ILE:HD11	2.39	0.49
1:E:645:LEU:CD2	1:E:663:ILE:HD11	2.33	0.49
1:F:255:ILE:HG22	1:F:289:ILE:HD13	1.94	0.49
1:F:343:LEU:HB3	1:F:349:PHE:CE2	2.47	0.49
1:F:414:LEU:O	1:F:418:LEU:HB2	2.13	0.49
1:F:506:LEU:O	1:F:610:ALA:HA	2.13	0.49
1:F:638:LYS:HA	1:F:641:ARG:CG	2.43	0.49
1:G:208:LEU:HD23	1:G:209:PRO:CA	2.43	0.49
1:G:222:THR:CG2	1:G:323:GLU:OE2	2.58	0.49
1:G:229:LEU:O	1:G:332:ALA:HA	2.13	0.49
1:G:670:TYR:CD2	1:G:710:PRO:HG3	2.48	0.49
1:A:327:VAL:HG23	1:A:327:VAL:O	2.11	0.49
1:A:447:LYS:O	1:A:448:SER:HB3	2.13	0.49
1:A:613:ARG:CB	1:A:616:ILE:HG12	2.43	0.49
1:C:414:LEU:O	1:C:418:LEU:HB2	2.13	0.49
1:C:468:ASP:HA	1:C:647:VAL:HG11	1.93	0.49
1:C:469:ILE:CD1	1:C:516:LEU:HG	2.42	0.49
1:C:613:ARG:CB	1:C:616:ILE:HG12	2.43	0.49
1:D:455:ARG:NH1	1:D:541:TRP:HB3	2.28	0.49
1:D:613:ARG:CB	1:D:616:ILE:HG12	2.43	0.49
1:E:199:LEU:CD1	1:E:200:GLY:N	2.75	0.49
1:E:455:ARG:NH1	1:E:541:TRP:HB3	2.28	0.49
1:E:670:TYR:CD2	1:E:710:PRO:HG3	2.48	0.49
1:F:363:ARG:NH1	1:F:396:GLY:HA2	2.27	0.49
1:G:613:ARG:CB	1:G:616:ILE:HG12	2.43	0.49
1:A:196:SER:CA	1:A:199:LEU:CD2	2.85	0.49
1:A:353:ILE:O	1:A:353:ILE:HG13	2.12	0.49
1:A:363:ARG:NH1	1:A:396:GLY:HA2	2.27	0.49
1:A:670:TYR:CD2	1:A:710:PRO:HG3	2.48	0.49
1:C:206:ILE:O	1:C:210:LEU:N	2.39	0.49
1:C:208:LEU:HD13	1:C:216:PHE:CZ	2.48	0.49
1:C:234:GLY:C	1:C:398:VAL:CG2	2.81	0.49
1:C:654:LEU:CD1	1:C:658:VAL:HG21	2.43	0.49
1:E:206:ILE:O	1:E:210:LEU:N	2.39	0.49
1:E:209:PRO:HB3	1:E:223:PRO:HG3	1.94	0.49
1:E:228:ILE:CD1	1:E:349:PHE:CD1	2.96	0.49
1:E:253:LEU:HD21	1:E:255:ILE:CD1	2.22	0.49
1:F:229:LEU:O	1:F:332:ALA:HA	2.13	0.49

Continued on next page...

Continued from previous page...

Atom-1	Atom-2	Interatomic distance (Å)	Clash overlap (Å)
1:F:469:ILE:CD1	1:F:516:LEU:HG	2.42	0.49
1:F:563:ILE:HD12	1:F:563:ILE:O	2.13	0.49
1:F:593:LEU:CD2	1:F:626:ARG:HH21	1.89	0.49
1:F:654:LEU:CD1	1:F:658:VAL:HG21	2.43	0.49
1:G:208:LEU:HD13	1:G:216:PHE:CZ	2.48	0.49
1:G:209:PRO:HB3	1:G:223:PRO:HG3	1.94	0.49
1:G:493:PHE:CZ	1:G:500:PRO:HA	2.48	0.49
1:G:538:LEU:CD1	1:G:538:LEU:N	2.76	0.49
1:A:468:ASP:HA	1:A:647:VAL:HG11	1.93	0.48
1:C:228:ILE:CD1	1:C:349:PHE:CD1	2.96	0.48
1:C:629:LYS:CD	1:C:631:ILE:HD11	2.39	0.48
1:D:228:ILE:CD1	1:D:349:PHE:CD1	2.96	0.48
1:D:414:LEU:O	1:D:418:LEU:HB2	2.13	0.48
1:D:530:ILE:HG22	1:D:532:ILE:HD11	1.94	0.48
1:D:536:GLU:N	1:D:539:SER:OG	2.45	0.48
1:D:573:ALA:HA	1:D:589:VAL:CG2	2.43	0.48
1:D:670:TYR:CD2	1:D:710:PRO:HG3	2.48	0.48
1:E:255:ILE:HG22	1:E:289:ILE:HD13	1.94	0.48
1:F:398:VAL:CB	1:F:454:LEU:HD11	2.28	0.48
1:F:538:LEU:N	1:F:538:LEU:CD1	2.76	0.48
1:F:573:ALA:HA	1:F:589:VAL:CG2	2.43	0.48
1:G:506:LEU:N	1:G:609:GLY:O	2.44	0.48
1:G:563:ILE:HD12	1:G:563:ILE:O	2.13	0.48
1:A:206:ILE:O	1:A:210:LEU:N	2.39	0.48
1:A:208:LEU:HD23	1:A:209:PRO:CA	2.43	0.48
1:A:208:LEU:HD13	1:A:216:PHE:CZ	2.48	0.48
1:A:493:PHE:CZ	1:A:500:PRO:HA	2.48	0.48
1:C:549:ILE:CD1	1:C:592:LEU:CD2	2.91	0.48
1:C:671:VAL:HG13	1:C:673:ALA:N	2.28	0.48
1:C:716:VAL:O	1:C:719:PHE:HB3	2.13	0.48
1:D:529:PHE:CD1	1:D:563:ILE:HD11	2.49	0.48
1:D:671:VAL:HG13	1:D:673:ALA:N	2.28	0.48
1:E:255:ILE:CG2	1:E:289:ILE:HG12	2.34	0.48
1:E:364:LYS:O	1:E:368:MET:N	2.39	0.48
1:E:493:PHE:CZ	1:E:500:PRO:HA	2.48	0.48
1:F:716:VAL:O	1:F:719:PHE:HB3	2.13	0.48
1:G:199:LEU:CD1	1:G:200:GLY:N	2.75	0.48
1:G:716:VAL:O	1:G:719:PHE:HB3	2.13	0.48
1:A:229:LEU:O	1:A:332:ALA:HA	2.13	0.48
1:A:265:TYR:CD1	1:A:306:VAL:CG1	2.95	0.48
1:A:306:VAL:O	1:A:310:VAL:HG23	2.14	0.48

Continued on next page...

Continued from previous page...

Atom-1	Atom-2	Interatomic distance (Å)	Clash overlap (Å)
1:D:190:GLU:O	1:D:369:ILE:HD12	2.12	0.48
1:E:330:ILE:CG2	1:E:331:GLY:N	2.75	0.48
1:E:343:LEU:HB3	1:E:349:PHE:CD2	2.48	0.48
1:E:414:LEU:O	1:E:418:LEU:HB2	2.13	0.48
1:E:469:ILE:CG2	1:E:476:LYS:HD3	2.42	0.48
1:E:506:LEU:O	1:E:610:ALA:HA	2.13	0.48
1:E:654:LEU:CD1	1:E:658:VAL:HG21	2.43	0.48
1:E:671:VAL:HG13	1:E:673:ALA:N	2.28	0.48
1:G:227:VAL:HG22	1:G:329:VAL:O	2.12	0.48
1:G:506:LEU:O	1:G:610:ALA:HA	2.13	0.48
1:G:573:ALA:HA	1:G:589:VAL:CG2	2.43	0.48
1:G:671:VAL:HG13	1:G:673:ALA:N	2.28	0.48
1:A:677:ASN:HA	1:A:680:ARG:HB3	1.96	0.48
1:C:573:ALA:HA	1:C:589:VAL:CG2	2.43	0.48
1:D:255:ILE:CG2	1:D:289:ILE:HG12	2.34	0.48
1:D:538:LEU:N	1:D:538:LEU:CD1	2.76	0.48
1:D:638:LYS:HA	1:D:641:ARG:CG	2.43	0.48
1:E:208:LEU:CD1	1:E:216:PHE:CZ	2.96	0.48
1:E:260:ILE:HD11	1:E:272:LEU:HD21	1.96	0.48
1:E:530:ILE:HG22	1:E:532:ILE:HD11	1.94	0.48
1:E:573:ALA:HA	1:E:589:VAL:CG2	2.43	0.48
1:F:209:PRO:HB3	1:F:223:PRO:HG3	1.94	0.48
1:F:221:ILE:CD1	1:G:407:ARG:HH21	2.14	0.48
1:F:228:ILE:CD1	1:F:349:PHE:CD1	2.96	0.48
1:F:535:PRO:O	1:F:539:SER:CB	2.62	0.48
1:G:255:ILE:HG22	1:G:289:ILE:HD13	1.94	0.48
1:G:353:ILE:HG13	1:G:353:ILE:O	2.12	0.48
1:G:447:LYS:O	1:G:448:SER:HB3	2.13	0.48
1:G:671:VAL:HG13	1:G:674:ASP:H	1.78	0.48
1:A:414:LEU:O	1:A:418:LEU:HB2	2.13	0.48
1:C:507:TYR:CE2	1:C:632:TYR:HB2	2.48	0.48
1:D:260:ILE:HD11	1:D:272:LEU:HD21	1.96	0.48
1:E:469:ILE:CD1	1:E:516:LEU:HG	2.42	0.48
1:E:506:LEU:N	1:E:609:GLY:O	2.45	0.48
1:E:638:LYS:HA	1:E:641:ARG:CG	2.43	0.48
1:E:716:VAL:O	1:E:719:PHE:HB3	2.13	0.48
1:F:447:LYS:O	1:F:448:SER:HB3	2.13	0.48
1:F:504:PHE:HE1	1:F:506:LEU:HD11	1.78	0.48
1:F:506:LEU:N	1:F:609:GLY:O	2.44	0.48
1:F:530:ILE:HG22	1:F:532:ILE:HD11	1.94	0.48
1:G:286:ILE:CD1	1:G:328:ILE:CG1	2.79	0.48

Continued on next page...

Continued from previous page...

Atom-1	Atom-2	Interatomic distance (Å)	Clash overlap (Å)
1:G:535:PRO:O	1:G:539:SER:CB	2.62	0.48
1:A:234:GLY:C	1:A:398:VAL:CG2	2.81	0.48
1:A:260:ILE:HD11	1:A:272:LEU:HD21	1.96	0.48
1:A:387:LEU:HA	1:A:390:MET:CG	2.44	0.48
1:D:208:LEU:HD13	1:D:216:PHE:CZ	2.48	0.48
1:E:500:PRO:HB2	1:E:601:VAL:CB	2.38	0.48
1:E:565:PHE:C	1:E:566:LEU:HD12	2.34	0.48
1:F:206:ILE:C	1:F:209:PRO:HG2	2.31	0.48
1:F:343:LEU:HB3	1:F:349:PHE:CD2	2.48	0.48
1:F:565:PHE:C	1:F:566:LEU:HD12	2.34	0.48
1:F:671:VAL:HG13	1:F:674:ASP:H	1.78	0.48
1:F:671:VAL:CG1	1:F:674:ASP:H	2.26	0.48
1:G:414:LEU:HD21	1:G:418:LEU:HD13	1.96	0.48
1:A:569:ILE:CB	1:A:572:ILE:CD1	2.62	0.48
1:C:199:LEU:CD1	1:C:200:GLY:N	2.75	0.48
1:C:203:ARG:NH1	1:C:204:GLU:N	2.60	0.48
1:C:530:ILE:HG22	1:C:532:ILE:HD11	1.94	0.48
1:C:671:VAL:HG13	1:C:674:ASP:H	1.78	0.48
1:C:677:ASN:HA	1:C:680:ARG:HB3	1.96	0.48
1:D:493:PHE:CZ	1:D:500:PRO:HA	2.48	0.48
1:D:535:PRO:O	1:D:539:SER:CB	2.62	0.48
1:E:447:LYS:O	1:E:448:SER:HB3	2.13	0.48
1:E:535:PRO:O	1:E:539:SER:CB	2.62	0.48
1:E:563:ILE:O	1:E:563:ILE:HD12	2.13	0.48
1:F:187:ILE:HG12	1:F:242:ARG:HB3	1.94	0.48
1:F:203:ARG:HH11	1:F:204:GLU:H	1.60	0.48
1:F:387:LEU:HA	1:F:390:MET:CG	2.44	0.48
1:F:670:TYR:CD2	1:F:710:PRO:HG3	2.48	0.48
1:G:343:LEU:HB3	1:G:349:PHE:CE2	2.47	0.48
1:G:376:LEU:HD23	1:G:376:LEU:N	2.29	0.48
1:G:565:PHE:C	1:G:566:LEU:HD12	2.34	0.48
1:A:455:ARG:NH1	1:A:541:TRP:HB3	2.28	0.48
1:A:563:ILE:HD12	1:A:563:ILE:O	2.13	0.48
1:A:671:VAL:HG13	1:A:673:ALA:N	2.28	0.48
1:C:353:ILE:O	1:C:353:ILE:HG13	2.13	0.48
1:C:455:ARG:NH1	1:C:541:TRP:HB3	2.28	0.48
1:D:208:LEU:HD23	1:D:209:PRO:CA	2.43	0.48
1:D:208:LEU:CD1	1:D:216:PHE:CZ	2.96	0.48
1:D:221:ILE:CD1	1:E:407:ARG:NH2	2.73	0.48
1:D:306:VAL:O	1:D:310:VAL:HG23	2.14	0.48
1:D:671:VAL:HG13	1:D:674:ASP:H	1.78	0.48

Continued on next page...

Continued from previous page...

Atom-1	Atom-2	Interatomic distance (Å)	Clash overlap (Å)
1:E:260:ILE:HG23	1:E:261:MET:H	1.79	0.48
1:E:265:TYR:CD1	1:E:306:VAL:CG1	2.95	0.48
1:F:208:LEU:CD1	1:F:216:PHE:CZ	2.96	0.48
1:F:208:LEU:HD13	1:F:216:PHE:CZ	2.49	0.48
1:G:387:LEU:HA	1:G:390:MET:CG	2.44	0.48
1:G:398:VAL:HG13	1:G:401:ASP:H	1.77	0.48
1:G:414:LEU:O	1:G:418:LEU:HB2	2.13	0.48
1:A:203:ARG:NH1	1:A:204:GLU:N	2.60	0.48
1:A:228:ILE:CD1	1:A:349:PHE:CD1	2.96	0.48
1:A:256:ASN:C	1:A:258:PRO:HD2	2.34	0.48
1:A:343:LEU:HB3	1:A:349:PHE:CD2	2.48	0.48
1:A:475:VAL:HG23	1:A:476:LYS:N	2.29	0.48
1:A:535:PRO:O	1:A:539:SER:CB	2.62	0.48
1:A:574:PRO:HG2	1:A:584:VAL:HG11	1.91	0.48
1:C:447:LYS:O	1:C:448:SER:HB3	2.13	0.48
1:C:536:GLU:N	1:C:539:SER:OG	2.45	0.48
1:C:671:VAL:CG1	1:C:674:ASP:H	2.26	0.48
1:D:230:TYR:N	1:D:354:GLU:HG2	2.29	0.48
1:D:330:ILE:CG2	1:D:331:GLY:N	2.75	0.48
1:D:641:ARG:NH1	1:D:664:ALA:O	2.47	0.48
1:D:677:ASN:HA	1:D:680:ARG:HB3	1.96	0.48
1:E:230:TYR:N	1:E:354:GLU:HG2	2.29	0.48
1:F:190:GLU:OE1	1:F:190:GLU:N	2.44	0.48
1:F:260:ILE:HD11	1:F:272:LEU:HD21	1.96	0.48
1:F:286:ILE:CD1	1:F:328:ILE:CG1	2.79	0.48
1:F:353:ILE:O	1:F:353:ILE:HG13	2.12	0.48
1:F:414:LEU:HD21	1:F:418:LEU:HD13	1.96	0.48
1:F:529:PHE:CD1	1:F:563:ILE:HD11	2.49	0.48
1:G:190:GLU:OE1	1:G:190:GLU:N	2.44	0.48
1:G:203:ARG:NH1	1:G:204:GLU:N	2.60	0.48
1:G:228:ILE:CD1	1:G:349:PHE:CD1	2.96	0.48
1:G:341:PRO:O	1:G:344:ARG:HB2	2.14	0.48
1:G:343:LEU:HB3	1:G:349:PHE:CD2	2.48	0.48
1:A:206:ILE:HD12	1:A:207:GLU:HA	1.96	0.48
1:A:221:ILE:CD1	1:C:407:ARG:NH2	2.73	0.48
1:A:573:ALA:HA	1:A:589:VAL:CG2	2.43	0.48
1:A:671:VAL:HG13	1:A:674:ASP:H	1.78	0.48
1:C:190:GLU:O	1:C:369:ILE:HD12	2.12	0.48
1:C:256:ASN:C	1:C:258:PRO:HD2	2.34	0.48
1:C:341:PRO:O	1:C:344:ARG:HB2	2.14	0.48
1:C:363:ARG:HD2	1:C:396:GLY:HA2	1.96	0.48

Continued on next page...

Continued from previous page...

Atom-1	Atom-2	Interatomic distance (Å)	Clash overlap (Å)
1:C:369:ILE:O	1:C:372:ARG:HG2	2.14	0.48
1:C:387:LEU:HA	1:C:390:MET:CG	2.44	0.48
1:C:493:PHE:CZ	1:C:500:PRO:HA	2.48	0.48
1:C:529:PHE:CD1	1:C:563:ILE:HD11	2.49	0.48
1:C:535:PRO:O	1:C:539:SER:CB	2.62	0.48
1:C:538:LEU:N	1:C:538:LEU:CD1	2.76	0.48
1:C:670:TYR:CD2	1:C:710:PRO:HG3	2.48	0.48
1:E:269:GLU:OE2	1:F:264:TYR:HE1	1.97	0.48
1:E:475:VAL:HG23	1:E:476:LYS:N	2.29	0.48
1:E:677:ASN:HA	1:E:680:ARG:HB3	1.96	0.48
1:F:455:ARG:NH1	1:F:541:TRP:HB3	2.28	0.48
1:F:507:TYR:CE2	1:F:632:TYR:HB2	2.48	0.48
1:G:256:ASN:C	1:G:258:PRO:HD2	2.34	0.48
1:G:306:VAL:O	1:G:310:VAL:HG23	2.14	0.48
1:G:455:ARG:NH1	1:G:541:TRP:HB3	2.28	0.48
1:G:529:PHE:CD1	1:G:563:ILE:HD11	2.49	0.48
1:A:190:GLU:O	1:A:369:ILE:HD12	2.12	0.47
1:A:222:THR:CG2	1:A:323:GLU:OE2	2.58	0.47
1:A:341:PRO:O	1:A:344:ARG:HB2	2.14	0.47
1:A:383:LYS:HA	1:A:386:PHE:CB	2.43	0.47
1:A:506:LEU:O	1:A:610:ALA:HA	2.13	0.47
1:A:529:PHE:CD1	1:A:563:ILE:HD11	2.49	0.47
1:A:671:VAL:CG1	1:A:674:ASP:H	2.26	0.47
1:C:306:VAL:O	1:C:310:VAL:HG23	2.14	0.47
1:D:260:ILE:HG23	1:D:261:MET:H	1.79	0.47
1:D:292:ILE:HG21	1:D:295:ILE:HG12	1.96	0.47
1:D:341:PRO:O	1:D:344:ARG:HB2	2.14	0.47
1:D:343:LEU:HB3	1:D:349:PHE:CD2	2.48	0.47
1:D:475:VAL:HG23	1:D:476:LYS:N	2.29	0.47
1:D:506:LEU:O	1:D:610:ALA:HA	2.13	0.47
1:E:221:ILE:CD1	1:F:407:ARG:HH21	2.14	0.47
1:E:228:ILE:CG2	1:E:230:TYR:CZ	2.75	0.47
1:F:208:LEU:HD23	1:F:209:PRO:CA	2.43	0.47
1:F:256:ASN:C	1:F:258:PRO:HD2	2.34	0.47
1:F:363:ARG:HD2	1:F:396:GLY:HA2	1.96	0.47
1:F:369:ILE:O	1:F:372:ARG:HG2	2.14	0.47
1:G:369:ILE:O	1:G:372:ARG:HG2	2.14	0.47
1:G:459:VAL:HG12	1:G:530:ILE:HD11	1.96	0.47
1:G:469:ILE:CG2	1:G:476:LYS:HD3	2.42	0.47
1:A:716:VAL:O	1:A:719:PHE:HB3	2.13	0.47
1:C:230:TYR:N	1:C:354:GLU:HG2	2.29	0.47

Continued on next page...

Continued from previous page...

Atom-1	Atom-2	Interatomic distance (Å)	Clash overlap (Å)
1:C:343:LEU:HB3	1:C:349:PHE:CD2	2.48	0.47
1:C:504:PHE:HE1	1:C:506:LEU:HD11	1.78	0.47
1:D:234:GLY:C	1:D:398:VAL:CG2	2.81	0.47
1:D:353:ILE:O	1:D:353:ILE:HG13	2.13	0.47
1:D:563:ILE:HD12	1:D:563:ILE:O	2.13	0.47
1:D:588:ILE:HA	1:D:591:GLN:HB3	1.96	0.47
1:E:208:LEU:HD23	1:E:209:PRO:CA	2.43	0.47
1:E:369:ILE:O	1:E:372:ARG:HG2	2.14	0.47
1:E:536:GLU:N	1:E:539:SER:OG	2.45	0.47
1:E:641:ARG:NH1	1:E:664:ALA:O	2.47	0.47
1:E:671:VAL:HG13	1:E:674:ASP:H	1.78	0.47
1:F:222:THR:CG2	1:F:323:GLU:OE2	2.58	0.47
1:F:230:TYR:N	1:F:354:GLU:HG2	2.29	0.47
1:F:269:GLU:OE2	1:G:264:TYR:HE1	1.97	0.47
1:G:469:ILE:CD1	1:G:516:LEU:HG	2.42	0.47
1:G:504:PHE:HE1	1:G:506:LEU:HD11	1.78	0.47
1:A:208:LEU:O	1:A:212:HIS:O	2.33	0.47
1:A:264:TYR:HE1	1:G:269:GLU:OE2	1.97	0.47
1:A:369:ILE:O	1:A:372:ARG:HG2	2.14	0.47
1:A:474:ASP:O	1:A:478:GLU:HG2	2.15	0.47
1:A:560:ALA:HB1	1:A:561:PRO:HA	1.96	0.47
1:C:208:LEU:O	1:C:212:HIS:O	2.33	0.47
1:C:475:VAL:HG23	1:C:476:LYS:N	2.29	0.47
1:C:563:ILE:HD12	1:C:563:ILE:O	2.13	0.47
1:C:565:PHE:C	1:C:566:LEU:HD12	2.34	0.47
1:D:269:GLU:OE2	1:E:264:TYR:HE1	1.97	0.47
1:D:369:ILE:O	1:D:372:ARG:HG2	2.14	0.47
1:D:504:PHE:HE1	1:D:506:LEU:HD11	1.78	0.47
1:D:716:VAL:O	1:D:719:PHE:HB3	2.13	0.47
1:E:187:ILE:HG12	1:E:242:ARG:HB3	1.94	0.47
1:E:208:LEU:O	1:E:212:HIS:O	2.33	0.47
1:E:208:LEU:HD13	1:E:216:PHE:CZ	2.48	0.47
1:E:221:ILE:CD1	1:F:407:ARG:NH2	2.73	0.47
1:E:529:PHE:CD1	1:E:563:ILE:HD11	2.49	0.47
1:F:221:ILE:CD1	1:G:407:ARG:NH2	2.73	0.47
1:F:306:VAL:O	1:F:310:VAL:HG23	2.14	0.47
1:F:493:PHE:CZ	1:F:500:PRO:HA	2.48	0.47
1:F:677:ASN:HA	1:F:680:ARG:HB3	1.96	0.47
1:G:677:ASN:HA	1:G:680:ARG:HB3	1.96	0.47
1:A:506:LEU:N	1:A:609:GLY:O	2.45	0.47
1:A:621:LEU:O	1:A:627:PHE:HD2	1.98	0.47

Continued on next page...

Continued from previous page...

Atom-1	Atom-2	Interatomic distance (Å)	Clash overlap (Å)
1:C:305:GLU:HB3	1:D:265:TYR:CE2	2.47	0.47
1:C:459:VAL:HG12	1:C:530:ILE:HD11	1.96	0.47
1:C:474:ASP:O	1:C:478:GLU:HG2	2.15	0.47
1:D:447:LYS:O	1:D:448:SER:HB3	2.13	0.47
1:E:538:LEU:N	1:E:538:LEU:CD1	2.76	0.47
1:F:341:PRO:O	1:F:344:ARG:HB2	2.14	0.47
1:F:474:ASP:O	1:F:478:GLU:HG2	2.15	0.47
1:G:475:VAL:HG23	1:G:476:LYS:N	2.29	0.47
1:G:621:LEU:O	1:G:627:PHE:HD2	1.98	0.47
1:A:230:TYR:N	1:A:354:GLU:HG2	2.29	0.47
1:A:565:PHE:C	1:A:566:LEU:HD12	2.34	0.47
1:C:414:LEU:HD21	1:C:418:LEU:HD13	1.96	0.47
1:D:199:LEU:CD1	1:D:200:GLY:N	2.75	0.47
1:D:209:PRO:HB3	1:D:223:PRO:HG3	1.94	0.47
1:D:414:LEU:HD21	1:D:418:LEU:HD13	1.96	0.47
1:D:522:ALA:CB	1:D:529:PHE:HD1	2.25	0.47
1:E:459:VAL:HG12	1:E:530:ILE:HD11	1.96	0.47
1:F:501:SER:CA	1:G:680:ARG:NH2	2.78	0.47
1:F:641:ARG:NH1	1:F:664:ALA:O	2.47	0.47
1:G:208:LEU:N	1:G:209:PRO:HD2	2.30	0.47
1:G:230:TYR:N	1:G:354:GLU:HG2	2.29	0.47
1:G:529:PHE:HD1	1:G:563:ILE:HD11	1.79	0.47
1:G:641:ARG:NH1	1:G:664:ALA:O	2.47	0.47
1:A:549:ILE:CD1	1:A:592:LEU:CD2	2.91	0.47
1:C:221:ILE:CD1	1:D:407:ARG:NH2	2.73	0.47
1:C:228:ILE:CG2	1:C:230:TYR:CZ	2.75	0.47
1:C:260:ILE:HD11	1:C:272:LEU:HD21	1.96	0.47
1:C:265:TYR:CD1	1:C:306:VAL:CG1	2.95	0.47
1:C:506:LEU:O	1:C:610:ALA:HA	2.13	0.47
1:C:560:ALA:HB1	1:C:561:PRO:HA	1.97	0.47
1:C:641:ARG:NH1	1:C:664:ALA:O	2.47	0.47
1:D:208:LEU:O	1:D:212:HIS:O	2.33	0.47
1:D:256:ASN:C	1:D:258:PRO:HD2	2.34	0.47
1:D:363:ARG:HD2	1:D:396:GLY:HA2	1.96	0.47
1:D:387:LEU:HA	1:D:390:MET:CG	2.44	0.47
1:D:565:PHE:C	1:D:566:LEU:HD12	2.34	0.47
1:E:203:ARG:HH11	1:E:204:GLU:H	1.60	0.47
1:E:387:LEU:HA	1:E:390:MET:CG	2.44	0.47
1:E:500:PRO:HB3	1:E:601:VAL:CG1	2.34	0.47
1:E:574:PRO:HG2	1:E:584:VAL:CG1	2.42	0.47
1:E:671:VAL:CG1	1:E:674:ASP:H	2.26	0.47

Continued on next page...

Continued from previous page...

Atom-1	Atom-2	Interatomic distance (Å)	Clash overlap (Å)
1:F:196:SER:CA	1:F:199:LEU:CD2	2.85	0.47
1:F:529:PHE:HD1	1:F:563:ILE:HD11	1.79	0.47
1:G:206:ILE:HD12	1:G:207:GLU:HA	1.96	0.47
1:G:671:VAL:CG1	1:G:674:ASP:H	2.26	0.47
1:A:199:LEU:CD1	1:A:200:GLY:N	2.75	0.47
1:A:208:LEU:N	1:A:209:PRO:HD2	2.30	0.47
1:A:469:ILE:CD1	1:A:516:LEU:HG	2.42	0.47
1:A:504:PHE:HE1	1:A:506:LEU:HD11	1.78	0.47
1:A:529:PHE:HD1	1:A:563:ILE:HD11	1.79	0.47
1:A:613:ARG:HB2	1:A:616:ILE:HG12	1.97	0.47
1:A:641:ARG:NH1	1:A:664:ALA:O	2.47	0.47
1:A:680:ARG:NH2	1:G:501:SER:CA	2.78	0.47
1:C:208:LEU:HD23	1:C:209:PRO:CA	2.43	0.47
1:C:383:LYS:HA	1:C:386:PHE:CB	2.43	0.47
1:C:501:SER:CA	1:D:680:ARG:NH2	2.78	0.47
1:C:611:THR:HG22	1:C:612:ASN:N	2.30	0.47
1:E:292:ILE:HG21	1:E:295:ILE:HG12	1.96	0.47
1:E:305:GLU:CB	1:F:265:TYR:CE2	2.89	0.47
1:E:306:VAL:O	1:E:310:VAL:HG23	2.14	0.47
1:E:341:PRO:O	1:E:344:ARG:HB2	2.14	0.47
1:E:363:ARG:HD2	1:E:396:GLY:HA2	1.96	0.47
1:E:414:LEU:HD21	1:E:418:LEU:HD13	1.96	0.47
1:E:474:ASP:O	1:E:478:GLU:HG2	2.15	0.47
1:E:504:PHE:HE1	1:E:506:LEU:HD11	1.78	0.47
1:E:522:ALA:CB	1:E:529:PHE:HD1	2.25	0.47
1:E:529:PHE:HD1	1:E:563:ILE:HD11	1.79	0.47
1:F:208:LEU:O	1:F:212:HIS:O	2.33	0.47
1:F:459:VAL:HG12	1:F:530:ILE:HD11	1.96	0.47
1:F:475:VAL:HG23	1:F:476:LYS:N	2.29	0.47
1:F:479:ILE:O	1:F:482:THR:OG1	2.23	0.47
1:F:574:PRO:HG2	1:F:584:VAL:CG1	2.42	0.47
1:F:593:LEU:CD2	1:F:626:ARG:HH22	1.95	0.47
1:F:611:THR:HG22	1:F:612:ASN:N	2.30	0.47
1:G:208:LEU:O	1:G:212:HIS:O	2.33	0.47
1:G:474:ASP:O	1:G:478:GLU:HG2	2.15	0.47
1:C:208:LEU:N	1:C:209:PRO:HD2	2.30	0.47
1:C:208:LEU:CD1	1:C:216:PHE:CZ	2.96	0.47
1:C:588:ILE:HA	1:C:591:GLN:HB3	1.96	0.47
1:D:206:ILE:O	1:D:210:LEU:N	2.38	0.47
1:D:459:VAL:HG12	1:D:530:ILE:HD11	1.96	0.47
1:D:671:VAL:CG1	1:D:674:ASP:H	2.26	0.47

Continued on next page...

Continued from previous page...

Atom-1	Atom-2	Interatomic distance (Å)	Clash overlap (Å)
1:E:256:ASN:C	1:E:258:PRO:HD2	2.34	0.47
1:F:234:GLY:C	1:F:398:VAL:CG2	2.81	0.47
1:F:376:LEU:HD23	1:F:376:LEU:N	2.29	0.47
1:F:469:ILE:CG2	1:F:476:LYS:HD3	2.42	0.47
1:G:260:ILE:HD11	1:G:272:LEU:HD21	1.96	0.47
1:G:383:LYS:HA	1:G:386:PHE:CB	2.43	0.47
1:G:560:ALA:HB1	1:G:561:PRO:HA	1.97	0.47
1:G:588:ILE:O	1:G:592:LEU:N	2.39	0.47
1:A:532:ILE:CD1	1:A:565:PHE:O	2.62	0.47
1:C:260:ILE:HG23	1:C:261:MET:H	1.79	0.47
1:C:269:GLU:OE2	1:D:264:TYR:HE1	1.97	0.47
1:C:398:VAL:CB	1:C:454:LEU:HD11	2.27	0.47
1:C:613:ARG:HB2	1:C:616:ILE:HG12	1.97	0.47
1:D:203:ARG:HH11	1:D:204:GLU:H	1.60	0.47
1:D:265:TYR:CD1	1:D:306:VAL:CG1	2.95	0.47
1:D:474:ASP:O	1:D:478:GLU:HG2	2.15	0.47
1:D:645:LEU:CD2	1:D:663:ILE:HD11	2.33	0.47
1:F:206:ILE:HD12	1:F:207:GLU:HA	1.96	0.47
1:F:720:TYR:HA	1:F:723:LEU:HB3	1.97	0.47
1:G:208:LEU:CD1	1:G:216:PHE:CZ	2.96	0.47
1:G:613:ARG:HB2	1:G:616:ILE:HG12	1.97	0.47
1:A:260:ILE:HG23	1:A:261:MET:H	1.79	0.47
1:A:414:LEU:HD21	1:A:418:LEU:HD13	1.96	0.47
1:A:501:SER:CA	1:C:680:ARG:NH2	2.78	0.47
1:C:720:TYR:HA	1:C:723:LEU:HB3	1.97	0.47
1:F:621:LEU:O	1:F:627:PHE:HD2	1.98	0.47
1:G:588:ILE:HA	1:G:591:GLN:HB3	1.96	0.47
1:A:547:LYS:C	1:A:549:ILE:N	2.69	0.46
1:A:714:GLU:HA	1:A:717:ILE:HG12	1.97	0.46
1:C:621:LEU:O	1:C:627:PHE:HD2	1.98	0.46
1:D:500:PRO:HB2	1:D:601:VAL:CB	2.38	0.46
1:D:521:VAL:HG13	1:D:522:ALA:N	2.31	0.46
1:D:613:ARG:HB2	1:D:616:ILE:HG12	1.97	0.46
1:D:714:GLU:HA	1:D:717:ILE:HG12	1.97	0.46
1:G:234:GLY:C	1:G:398:VAL:CG2	2.81	0.46
1:G:363:ARG:HD2	1:G:396:GLY:HA2	1.96	0.46
1:G:720:TYR:HA	1:G:723:LEU:HB3	1.97	0.46
1:E:206:ILE:HD12	1:E:207:GLU:HA	1.95	0.46
1:E:501:SER:CA	1:F:680:ARG:NH2	2.78	0.46
1:F:228:ILE:CG2	1:F:230:TYR:HE1	2.16	0.46
1:F:714:GLU:HA	1:F:717:ILE:HG12	1.97	0.46

Continued on next page...

Continued from previous page...

Atom-1	Atom-2	Interatomic distance (Å)	Clash overlap (Å)
1:G:611:THR:HG22	1:G:612:ASN:N	2.30	0.46
1:A:459:VAL:HG12	1:A:530:ILE:HD11	1.96	0.46
1:D:208:LEU:N	1:D:209:PRO:HD2	2.30	0.46
1:D:501:SER:CA	1:E:680:ARG:NH2	2.78	0.46
1:D:560:ALA:HB1	1:D:561:PRO:HA	1.97	0.46
1:D:672:GLY:O	1:D:675:LEU:HG	2.16	0.46
1:E:590:ASN:HD21	1:F:538:LEU:HD23	1.62	0.46
1:E:611:THR:HG22	1:E:612:ASN:N	2.30	0.46
1:E:621:LEU:O	1:E:627:PHE:HD2	1.98	0.46
1:F:208:LEU:N	1:F:209:PRO:HD2	2.30	0.46
1:F:292:ILE:HG21	1:F:295:ILE:HG12	1.96	0.46
1:G:521:VAL:HG13	1:G:522:ALA:N	2.30	0.46
1:G:714:GLU:HA	1:G:717:ILE:HG12	1.97	0.46
1:A:363:ARG:HD2	1:A:396:GLY:HA2	1.96	0.46
1:A:697:SER:H	1:A:700:ASN:ND2	2.14	0.46
1:C:521:VAL:HG13	1:C:522:ALA:N	2.31	0.46
1:C:714:GLU:HA	1:C:717:ILE:HG12	1.97	0.46
1:D:228:ILE:CG2	1:D:230:TYR:CD1	2.83	0.46
1:E:255:ILE:CG2	1:E:289:ILE:CG1	2.94	0.46
1:E:714:GLU:HA	1:E:717:ILE:HG12	1.97	0.46
1:F:203:ARG:NH1	1:F:204:GLU:N	2.60	0.46
1:F:522:ALA:CB	1:F:529:PHE:HD1	2.25	0.46
1:F:536:GLU:N	1:F:539:SER:OG	2.45	0.46
1:F:658:VAL:HG11	1:F:697:SER:HA	1.98	0.46
1:G:555:LYS:O	1:G:559:VAL:HG12	2.16	0.46
1:G:658:VAL:HG11	1:G:697:SER:HA	1.98	0.46
1:A:269:GLU:OE2	1:C:264:TYR:HE1	1.97	0.46
1:A:407:ARG:HH21	1:G:221:ILE:CD1	2.14	0.46
1:A:538:LEU:CD1	1:A:538:LEU:N	2.76	0.46
1:C:206:ILE:HD12	1:C:207:GLU:HA	1.96	0.46
1:C:547:LYS:C	1:C:549:ILE:N	2.69	0.46
1:D:489:LYS:N	1:D:490:PRO:HD3	2.31	0.46
1:D:720:TYR:HA	1:D:723:LEU:HB3	1.97	0.46
1:E:208:LEU:N	1:E:209:PRO:HD2	2.30	0.46
1:E:560:ALA:HB1	1:E:561:PRO:HA	1.96	0.46
1:E:613:ARG:HB2	1:E:616:ILE:HG12	1.97	0.46
1:E:720:TYR:HA	1:E:723:LEU:HB3	1.97	0.46
1:F:495:ARG:CZ	1:G:693:ALA:O	2.64	0.46
1:G:489:LYS:N	1:G:490:PRO:HD3	2.31	0.46
1:A:407:ARG:NH2	1:G:221:ILE:CD1	2.73	0.46
1:A:658:VAL:HG11	1:A:697:SER:HA	1.98	0.46

Continued on next page...

Continued from previous page...

Atom-1	Atom-2	Interatomic distance (Å)	Clash overlap (Å)
1:C:529:PHE:HD1	1:C:563:ILE:HD11	1.79	0.46
1:C:555:LYS:O	1:C:559:VAL:HG12	2.16	0.46
1:C:593:LEU:CG	1:C:626:ARG:HH22	2.22	0.46
1:C:658:VAL:HA	1:C:698:GLN:CG	2.46	0.46
1:E:376:LEU:HD23	1:E:376:LEU:N	2.29	0.46
1:E:521:VAL:HG13	1:E:522:ALA:N	2.31	0.46
1:E:717:ILE:HG13	1:E:718:LYS:N	2.31	0.46
1:F:521:VAL:HG13	1:F:522:ALA:N	2.31	0.46
1:F:532:ILE:CD1	1:F:565:PHE:O	2.62	0.46
1:F:697:SER:H	1:F:700:ASN:ND2	2.13	0.46
1:A:588:ILE:HA	1:A:591:GLN:HB3	1.96	0.46
1:C:574:PRO:HG2	1:C:584:VAL:HG11	1.91	0.46
1:D:335:ARG:CB	1:D:338:ALA:CB	2.92	0.46
1:D:621:LEU:O	1:D:627:PHE:HD2	1.98	0.46
1:E:230:TYR:O	1:E:354:GLU:CG	2.64	0.46
1:E:234:GLY:C	1:E:398:VAL:CG2	2.81	0.46
1:E:495:ARG:CZ	1:F:693:ALA:O	2.64	0.46
1:F:305:GLU:CB	1:G:265:TYR:CE2	2.89	0.46
1:F:588:ILE:HA	1:F:591:GLN:HB3	1.96	0.46
1:F:613:ARG:HB2	1:F:616:ILE:HG12	1.97	0.46
1:F:717:ILE:HG13	1:F:718:LYS:N	2.31	0.46
1:A:208:LEU:CD1	1:A:216:PHE:CZ	2.96	0.46
1:A:469:ILE:CG2	1:A:476:LYS:HD3	2.42	0.46
1:A:536:GLU:N	1:A:539:SER:OG	2.45	0.46
1:A:658:VAL:HA	1:A:698:GLN:CG	2.46	0.46
1:C:658:VAL:HG11	1:C:697:SER:HA	1.98	0.46
1:C:672:GLY:O	1:C:675:LEU:HG	2.16	0.46
1:D:316:THR:C	1:D:319:ASP:H	2.19	0.46
1:D:658:VAL:HA	1:D:698:GLN:CG	2.46	0.46
1:E:489:LYS:N	1:E:490:PRO:HD3	2.31	0.46
1:G:196:SER:CA	1:G:199:LEU:CD2	2.85	0.46
1:G:230:TYR:O	1:G:354:GLU:CG	2.64	0.46
1:G:671:VAL:O	1:G:675:LEU:HD23	2.16	0.46
1:G:672:GLY:HA2	1:G:675:LEU:HD21	1.98	0.46
1:G:697:SER:H	1:G:700:ASN:ND2	2.13	0.46
1:A:611:THR:HG22	1:A:612:ASN:N	2.30	0.46
1:A:672:GLY:HA2	1:A:675:LEU:HD21	1.98	0.46
1:C:254:SER:CA	1:C:288:PHE:O	2.64	0.46
1:C:672:GLY:HA2	1:C:675:LEU:HD21	1.98	0.46
1:D:326:HIS:CG	1:D:326:HIS:O	2.69	0.46
1:D:535:PRO:C	1:D:539:SER:OG	2.55	0.46

Continued on next page...

Continued from previous page...

Atom-1	Atom-2	Interatomic distance (Å)	Clash overlap (Å)
1:D:547:LYS:C	1:D:549:ILE:N	2.69	0.46
1:D:555:LYS:O	1:D:559:VAL:HG12	2.16	0.46
1:D:574:PRO:HG2	1:D:584:VAL:HG11	1.91	0.46
1:E:316:THR:C	1:E:319:ASP:H	2.19	0.46
1:E:658:VAL:HG11	1:E:697:SER:HA	1.98	0.46
1:E:672:GLY:O	1:E:675:LEU:HG	2.15	0.46
1:F:489:LYS:N	1:F:490:PRO:HD3	2.31	0.46
1:G:292:ILE:HG21	1:G:295:ILE:HG12	1.96	0.46
1:G:547:LYS:C	1:G:549:ILE:N	2.69	0.46
1:A:489:LYS:N	1:A:490:PRO:HD3	2.31	0.46
1:A:521:VAL:HG13	1:A:522:ALA:N	2.31	0.46
1:A:671:VAL:O	1:A:675:LEU:HD23	2.16	0.46
1:A:693:ALA:O	1:G:495:ARG:CZ	2.64	0.46
1:A:720:TYR:HA	1:A:723:LEU:HB3	1.97	0.46
1:C:489:LYS:N	1:C:490:PRO:HD3	2.31	0.46
1:D:190:GLU:OE1	1:D:190:GLU:N	2.44	0.46
1:D:376:LEU:HD23	1:D:376:LEU:N	2.29	0.46
1:D:376:LEU:HA	1:D:436:VAL:HG11	1.98	0.46
1:D:529:PHE:HD1	1:D:563:ILE:HD11	1.79	0.46
1:D:658:VAL:HG11	1:D:697:SER:HA	1.98	0.46
1:E:658:VAL:HA	1:E:698:GLN:CG	2.46	0.46
1:F:547:LYS:C	1:F:549:ILE:N	2.69	0.46
1:F:658:VAL:HA	1:F:698:GLN:CG	2.46	0.46
1:A:335:ARG:CB	1:A:338:ALA:CB	2.93	0.45
1:C:671:VAL:O	1:C:675:LEU:HD23	2.16	0.45
1:D:655:ALA:O	1:D:658:VAL:HG22	2.16	0.45
1:D:717:ILE:HG13	1:D:718:LYS:N	2.31	0.45
1:E:201:LYS:HG2	1:E:201:LYS:H	1.56	0.45
1:F:560:ALA:HB1	1:F:561:PRO:HA	1.97	0.45
1:F:655:ALA:O	1:F:658:VAL:HG22	2.16	0.45
1:G:672:GLY:O	1:G:675:LEU:HG	2.15	0.45
1:A:717:ILE:HG13	1:A:718:LYS:N	2.31	0.45
1:C:376:LEU:HA	1:C:436:VAL:HG11	1.98	0.45
1:C:535:PRO:C	1:C:539:SER:OG	2.55	0.45
1:E:254:SER:CA	1:E:288:PHE:O	2.64	0.45
1:E:286:ILE:HD12	1:E:328:ILE:CG1	2.28	0.45
1:E:326:HIS:O	1:E:326:HIS:CG	2.69	0.45
1:F:555:LYS:O	1:F:559:VAL:HG12	2.16	0.45
1:G:254:SER:CA	1:G:288:PHE:O	2.64	0.45
1:G:286:ILE:HD12	1:G:328:ILE:CG1	2.28	0.45
1:C:316:THR:C	1:C:319:ASP:H	2.19	0.45

Continued on next page...

Continued from previous page...

Atom-1	Atom-2	Interatomic distance (Å)	Clash overlap (Å)
1:C:369:ILE:HG23	1:C:370:HIS:N	2.32	0.45
1:D:611:THR:HG22	1:D:612:ASN:N	2.30	0.45
1:F:254:SER:CA	1:F:288:PHE:O	2.64	0.45
1:F:316:THR:C	1:F:319:ASP:H	2.19	0.45
1:F:549:ILE:CD1	1:F:592:LEU:CD2	2.91	0.45
1:F:672:GLY:O	1:F:675:LEU:HG	2.16	0.45
1:G:326:HIS:CG	1:G:326:HIS:O	2.69	0.45
1:C:222:THR:CG2	1:C:323:GLU:OE2	2.58	0.45
1:C:457:VAL:CG1	1:C:555:LYS:HG2	2.47	0.45
1:C:655:ALA:O	1:C:658:VAL:HG22	2.16	0.45
1:D:495:ARG:CZ	1:E:693:ALA:O	2.64	0.45
1:E:203:ARG:NH1	1:E:204:GLU:N	2.60	0.45
1:E:261:MET:O	1:E:262:SER:C	2.54	0.45
1:E:535:PRO:C	1:E:539:SER:OG	2.55	0.45
1:E:555:LYS:O	1:E:559:VAL:HG12	2.16	0.45
1:E:588:ILE:HA	1:E:591:GLN:HB3	1.96	0.45
1:G:717:ILE:HG13	1:G:718:LYS:N	2.31	0.45
1:C:641:ARG:C	1:C:644:ILE:HG22	2.37	0.45
1:D:254:SER:C	1:D:255:ILE:CD1	2.85	0.45
1:D:672:GLY:HA2	1:D:675:LEU:HD21	1.98	0.45
1:E:574:PRO:HG2	1:E:584:VAL:HG11	1.91	0.45
1:F:671:VAL:O	1:F:675:LEU:HD23	2.16	0.45
1:A:230:TYR:O	1:A:354:GLU:CG	2.64	0.45
1:A:369:ILE:HG23	1:A:370:HIS:N	2.32	0.45
1:C:509:PRO:HD2	1:C:512:VAL:HG11	1.99	0.45
1:C:532:ILE:CD1	1:C:565:PHE:O	2.62	0.45
1:D:369:ILE:HG23	1:D:370:HIS:N	2.32	0.45
1:E:671:VAL:O	1:E:675:LEU:HD23	2.16	0.45
1:E:712:VAL:HG13	1:E:716:VAL:HG21	1.99	0.45
1:F:261:MET:O	1:F:262:SER:C	2.54	0.45
1:A:326:HIS:CG	1:A:326:HIS:O	2.69	0.45
1:A:495:ARG:CZ	1:C:693:ALA:O	2.64	0.45
1:A:509:PRO:HD2	1:A:512:VAL:HG11	1.99	0.45
1:A:555:LYS:O	1:A:559:VAL:HG12	2.16	0.45
1:A:641:ARG:C	1:A:644:ILE:HG22	2.37	0.45
1:C:261:MET:O	1:C:262:SER:C	2.54	0.45
1:C:315:LEU:HD23	1:D:258:PRO:HB3	1.99	0.45
1:C:326:HIS:CG	1:C:326:HIS:O	2.69	0.45
1:D:221:ILE:CD1	1:E:407:ARG:HH21	2.14	0.45
1:D:230:TYR:O	1:D:354:GLU:CG	2.64	0.45
1:D:254:SER:CA	1:D:288:PHE:O	2.64	0.45

Continued on next page...

Continued from previous page...

Atom-1	Atom-2	Interatomic distance (Å)	Clash overlap (Å)
1:D:315:LEU:HD23	1:E:258:PRO:HB3	1.99	0.45
1:D:383:LYS:HA	1:D:386:PHE:CB	2.43	0.45
1:D:714:GLU:HA	1:D:717:ILE:CD1	2.47	0.45
1:E:222:THR:CG2	1:E:323:GLU:OE2	2.58	0.45
1:E:372:ARG:CG	1:E:373:ASN:N	2.73	0.45
1:F:230:TYR:O	1:F:354:GLU:CG	2.64	0.45
1:F:383:LYS:HA	1:F:386:PHE:CB	2.43	0.45
1:F:457:VAL:CG1	1:F:555:LYS:HG2	2.47	0.45
1:G:457:VAL:CG1	1:G:555:LYS:HG2	2.47	0.45
1:A:258:PRO:HB3	1:G:315:LEU:HD23	1.99	0.45
1:A:485:LEU:N	1:A:486:PRO:HD2	2.32	0.45
1:A:658:VAL:CG1	1:A:697:SER:HA	2.47	0.45
1:A:672:GLY:O	1:A:675:LEU:HG	2.16	0.45
1:C:203:ARG:HH11	1:C:204:GLU:H	1.60	0.45
1:C:317:LEU:C	1:C:317:LEU:CD2	2.85	0.45
1:C:326:HIS:O	1:C:326:HIS:CD2	2.70	0.45
1:C:495:ARG:CZ	1:D:693:ALA:O	2.64	0.45
1:C:514:LYS:HB2	2:C:802:ATP:O2B	2.17	0.45
1:D:390:MET:HA	1:D:393:TYR:CD2	2.52	0.45
1:D:438:THR:O	1:D:441:ASP:HB2	2.17	0.45
1:E:438:THR:O	1:E:441:ASP:HB2	2.17	0.45
1:E:457:VAL:CG1	1:E:555:LYS:HG2	2.47	0.45
1:E:569:ILE:HG13	1:E:572:ILE:HD12	1.98	0.45
1:E:658:VAL:CG1	1:E:697:SER:HA	2.47	0.45
1:E:672:GLY:HA2	1:E:675:LEU:HD21	1.98	0.45
1:F:206:ILE:HG12	1:F:244:VAL:HG13	1.99	0.45
1:F:208:LEU:CD2	1:F:209:PRO:N	2.73	0.45
1:F:326:HIS:CG	1:F:326:HIS:O	2.69	0.45
1:F:658:VAL:CG1	1:F:697:SER:HA	2.47	0.45
1:F:672:GLY:HA2	1:F:675:LEU:HD21	1.98	0.45
1:F:712:VAL:HG13	1:F:716:VAL:HG21	1.99	0.45
1:G:536:GLU:N	1:G:539:SER:OG	2.45	0.45
1:G:655:ALA:O	1:G:658:VAL:HG22	2.16	0.45
1:A:254:SER:CA	1:A:288:PHE:O	2.64	0.45
1:C:376:LEU:HD23	1:C:376:LEU:N	2.29	0.45
1:C:714:GLU:HA	1:C:717:ILE:CD1	2.47	0.45
1:D:286:ILE:HD12	1:D:328:ILE:CG1	2.28	0.45
1:D:593:LEU:CG	1:D:626:ARG:HH22	2.22	0.45
1:D:697:SER:H	1:D:700:ASN:ND2	2.13	0.45
1:E:335:ARG:CB	1:E:338:ALA:CB	2.92	0.45
1:E:390:MET:HA	1:E:393:TYR:CD2	2.52	0.45

Continued on next page...

Continued from previous page...

Atom-1	Atom-2	Interatomic distance (Å)	Clash overlap (Å)
1:E:549:ILE:HG23	1:E:550:ARG:N	2.32	0.45
1:E:600:GLU:O	1:E:603:ASN:HB2	2.17	0.45
1:E:655:ALA:O	1:E:658:VAL:HG22	2.16	0.45
1:E:697:SER:H	1:E:700:ASN:ND2	2.13	0.45
1:F:335:ARG:CB	1:F:338:ALA:CB	2.93	0.45
1:F:514:LYS:HB2	2:F:802:ATP:O2B	2.17	0.45
1:G:658:VAL:HA	1:G:698:GLN:CG	2.46	0.45
1:A:326:HIS:O	1:A:326:HIS:CD2	2.70	0.45
1:A:569:ILE:HG13	1:A:572:ILE:HD12	1.98	0.45
1:C:717:ILE:HG13	1:C:718:LYS:N	2.31	0.45
1:D:457:VAL:CG1	1:D:555:LYS:HG2	2.47	0.45
1:D:712:VAL:HG13	1:D:716:VAL:HG21	1.99	0.45
1:E:343:LEU:N	1:E:343:LEU:HD23	2.33	0.45
1:E:509:PRO:HD2	1:E:512:VAL:HG11	1.99	0.45
1:F:317:LEU:C	1:F:317:LEU:CD2	2.85	0.45
1:G:485:LEU:N	1:G:486:PRO:HD2	2.32	0.45
1:A:206:ILE:HG12	1:A:244:VAL:HG13	1.99	0.44
1:A:316:THR:C	1:A:319:ASP:H	2.19	0.44
1:A:317:LEU:C	1:A:317:LEU:CD2	2.85	0.44
1:A:535:PRO:C	1:A:539:SER:OG	2.55	0.44
1:D:343:LEU:N	1:D:343:LEU:HD23	2.32	0.44
1:D:641:ARG:C	1:D:644:ILE:HG22	2.37	0.44
1:E:254:SER:C	1:E:255:ILE:CD1	2.85	0.44
1:E:641:ARG:C	1:E:644:ILE:HG22	2.37	0.44
1:F:286:ILE:HD12	1:F:328:ILE:CG1	2.28	0.44
1:F:359:ASP:O	1:F:363:ARG:N	2.44	0.44
1:F:485:LEU:N	1:F:486:PRO:HD2	2.32	0.44
1:F:535:PRO:C	1:F:539:SER:OG	2.55	0.44
1:F:600:GLU:O	1:F:603:ASN:HB2	2.17	0.44
1:G:261:MET:O	1:G:262:SER:C	2.54	0.44
1:G:326:HIS:O	1:G:326:HIS:CD2	2.70	0.44
1:G:514:LYS:HB2	2:G:802:ATP:O2B	2.17	0.44
1:G:675:LEU:HD12	1:G:675:LEU:C	2.38	0.44
1:A:261:MET:O	1:A:262:SER:C	2.54	0.44
1:A:317:LEU:O	1:A:321:MET:N	2.50	0.44
1:C:201:LYS:HG2	1:C:201:LYS:H	1.56	0.44
1:D:206:ILE:HD12	1:D:207:GLU:HA	1.96	0.44
1:D:261:MET:O	1:D:262:SER:C	2.54	0.44
1:D:317:LEU:C	1:D:317:LEU:CD2	2.85	0.44
1:D:574:PRO:HG2	1:D:584:VAL:CG1	2.42	0.44
1:D:675:LEU:HD12	1:D:675:LEU:C	2.38	0.44

Continued on next page...

Continued from previous page...

Atom-1	Atom-2	Interatomic distance (Å)	Clash overlap (Å)
1:E:190:GLU:OE1	1:E:190:GLU:N	2.44	0.44
1:E:532:ILE:CD1	1:E:565:PHE:O	2.62	0.44
1:E:547:LYS:C	1:E:549:ILE:N	2.69	0.44
1:E:549:ILE:CD1	1:E:592:LEU:CD2	2.91	0.44
1:F:228:ILE:CG2	1:F:230:TYR:CZ	2.75	0.44
1:F:509:PRO:HD2	1:F:512:VAL:HG11	1.99	0.44
1:G:376:LEU:HA	1:G:436:VAL:HG11	1.98	0.44
1:A:228:ILE:CG2	1:A:230:TYR:HE1	2.16	0.44
1:A:390:MET:HA	1:A:393:TYR:CD2	2.52	0.44
1:A:675:LEU:HD12	1:A:675:LEU:C	2.38	0.44
1:C:485:LEU:N	1:C:486:PRO:HD2	2.32	0.44
1:C:697:SER:H	1:C:700:ASN:ND2	2.13	0.44
1:D:511:GLY:CA	1:D:673:ALA:HB2	2.48	0.44
1:D:549:ILE:HG23	1:D:550:ARG:N	2.32	0.44
1:D:671:VAL:O	1:D:675:LEU:HD23	2.16	0.44
1:E:206:ILE:HG12	1:E:244:VAL:HG13	1.99	0.44
1:E:686:ALA:HB2	1:E:700:ASN:ND2	2.33	0.44
1:E:714:GLU:HA	1:E:717:ILE:CD1	2.47	0.44
1:F:260:ILE:HD12	1:F:295:ILE:HG23	2.00	0.44
1:F:260:ILE:CG2	1:F:261:MET:HG2	2.47	0.44
1:F:369:ILE:HG23	1:F:370:HIS:N	2.32	0.44
1:F:641:ARG:C	1:F:644:ILE:HG22	2.37	0.44
1:G:260:ILE:HG23	1:G:261:MET:H	1.79	0.44
1:G:316:THR:C	1:G:319:ASP:H	2.19	0.44
1:G:569:ILE:HG13	1:G:572:ILE:HD12	1.98	0.44
1:G:600:GLU:O	1:G:603:ASN:HB2	2.17	0.44
1:A:655:ALA:O	1:A:658:VAL:HG22	2.16	0.44
1:C:438:THR:O	1:C:441:ASP:HB2	2.17	0.44
1:C:658:VAL:CG1	1:C:697:SER:HA	2.47	0.44
1:D:305:GLU:CB	1:E:265:TYR:CE2	2.89	0.44
1:D:485:LEU:N	1:D:486:PRO:HD2	2.32	0.44
1:D:600:GLU:O	1:D:603:ASN:HB2	2.17	0.44
1:D:658:VAL:CG1	1:D:697:SER:HA	2.47	0.44
1:D:686:ALA:HB2	1:D:700:ASN:ND2	2.33	0.44
1:E:260:ILE:CG2	1:E:261:MET:HG2	2.47	0.44
1:F:438:THR:O	1:F:441:ASP:HB2	2.17	0.44
1:F:645:LEU:CD2	1:F:663:ILE:HD11	2.33	0.44
1:F:672:GLY:HA2	1:F:675:LEU:CD2	2.48	0.44
1:G:317:LEU:C	1:G:317:LEU:CD2	2.85	0.44
1:G:535:PRO:C	1:G:539:SER:OG	2.55	0.44
1:G:549:ILE:HG23	1:G:550:ARG:N	2.33	0.44

Continued on next page...

Continued from previous page...

Atom-1	Atom-2	Interatomic distance (Å)	Clash overlap (Å)
1:G:574:PRO:HG2	1:G:584:VAL:CG1	2.42	0.44
1:A:265:TYR:CE2	1:G:305:GLU:CB	2.89	0.44
1:C:206:ILE:HG12	1:C:244:VAL:HG13	1.99	0.44
1:C:289:ILE:HG22	1:C:292:ILE:CD1	2.47	0.44
1:C:511:GLY:CA	1:C:673:ALA:HB2	2.48	0.44
1:C:675:LEU:HA	1:C:678:LEU:HB3	2.00	0.44
1:D:253:LEU:CD2	1:D:253:LEU:C	2.85	0.44
1:D:326:HIS:O	1:D:326:HIS:CD2	2.70	0.44
1:F:199:LEU:CG	1:F:200:GLY:N	2.81	0.44
1:F:343:LEU:HD23	1:F:343:LEU:N	2.32	0.44
1:F:375:PRO:O	1:F:436:VAL:CG1	2.59	0.44
1:G:254:SER:C	1:G:255:ILE:CD1	2.85	0.44
1:G:369:ILE:HG23	1:G:370:HIS:N	2.32	0.44
1:A:315:LEU:HD23	1:C:258:PRO:HB3	1.99	0.44
1:C:390:MET:HA	1:C:393:TYR:CD2	2.52	0.44
1:D:206:ILE:HG12	1:D:244:VAL:HG13	1.98	0.44
1:D:315:LEU:CD1	1:D:315:LEU:N	2.81	0.44
1:D:532:ILE:CD1	1:D:565:PHE:O	2.62	0.44
1:E:369:ILE:HG23	1:E:370:HIS:N	2.32	0.44
1:E:514:LYS:HB2	2:E:802:ATP:O2B	2.17	0.44
1:F:575:ARG:NH2	1:F:619:PRO:HG3	2.33	0.44
1:F:686:ALA:HB2	1:F:700:ASN:ND2	2.33	0.44
1:G:390:MET:HA	1:G:393:TYR:CD2	2.52	0.44
1:G:575:ARG:NH2	1:G:619:PRO:HG3	2.33	0.44
1:G:641:ARG:C	1:G:644:ILE:HG22	2.37	0.44
1:C:675:LEU:HA	1:C:678:LEU:CB	2.48	0.44
1:C:686:ALA:HB2	1:C:700:ASN:ND2	2.33	0.44
1:D:590:ASN:HD21	1:E:538:LEU:HD23	1.62	0.44
1:D:675:LEU:HA	1:D:678:LEU:CB	2.48	0.44
1:E:485:LEU:N	1:E:486:PRO:HD2	2.32	0.44
1:E:675:LEU:HA	1:E:678:LEU:CB	2.48	0.44
1:F:511:GLY:CA	1:F:673:ALA:HB2	2.48	0.44
1:G:253:LEU:CD2	1:G:288:PHE:H	2.23	0.44
1:G:254:SER:C	1:G:288:PHE:O	2.56	0.44
1:G:511:GLY:CA	1:G:673:ALA:HB2	2.47	0.44
1:A:292:ILE:HG21	1:A:295:ILE:HG12	1.96	0.44
1:A:376:LEU:HA	1:A:436:VAL:HG11	1.98	0.44
1:A:549:ILE:HG23	1:A:550:ARG:N	2.32	0.44
1:A:672:GLY:HA2	1:A:675:LEU:CD2	2.48	0.44
1:C:315:LEU:CD1	1:C:315:LEU:N	2.81	0.44
1:C:343:LEU:HD23	1:C:343:LEU:N	2.33	0.44

Continued on next page...

Continued from previous page...

Atom-1	Atom-2	Interatomic distance (Å)	Clash overlap (Å)
1:C:472:LEU:HD23	1:C:475:VAL:HG21	2.00	0.44
1:C:672:GLY:HA2	1:C:675:LEU:CD2	2.48	0.44
1:D:222:THR:CG2	1:D:323:GLU:OE2	2.58	0.44
1:E:199:LEU:HD12	1:E:200:GLY:CA	2.48	0.44
1:E:199:LEU:CG	1:E:200:GLY:N	2.81	0.44
1:E:532:ILE:CB	1:E:565:PHE:O	2.64	0.44
1:E:672:GLY:HA2	1:E:675:LEU:CD2	2.48	0.44
1:F:326:HIS:O	1:F:326:HIS:CD2	2.70	0.44
1:F:383:LYS:CA	1:F:386:PHE:HB3	2.45	0.44
1:F:569:ILE:O	1:F:573:ALA:N	2.48	0.44
1:G:199:LEU:CG	1:G:200:GLY:N	2.81	0.44
1:G:257:GLY:N	1:G:258:PRO:CD	2.81	0.44
1:G:260:ILE:CG2	1:G:261:MET:HG2	2.47	0.44
1:G:672:GLY:HA2	1:G:675:LEU:CD2	2.48	0.44
1:A:199:LEU:HD12	1:A:200:GLY:CA	2.48	0.44
1:A:457:VAL:CG1	1:A:555:LYS:HG2	2.47	0.44
1:A:672:GLY:HA2	1:A:675:LEU:HG	2.00	0.44
1:A:675:LEU:HA	1:A:678:LEU:HB3	2.00	0.44
1:C:254:SER:C	1:C:255:ILE:CD1	2.85	0.44
1:D:472:LEU:HD23	1:D:475:VAL:HG21	2.00	0.44
1:D:514:LYS:HB2	2:D:802:ATP:O2B	2.17	0.44
1:E:317:LEU:C	1:E:317:LEU:CD2	2.85	0.44
1:E:511:GLY:CA	1:E:673:ALA:HB2	2.48	0.44
1:E:672:GLY:HA2	1:E:675:LEU:HG	2.00	0.44
1:F:254:SER:C	1:F:288:PHE:O	2.56	0.44
1:F:315:LEU:HD23	1:G:258:PRO:HB3	1.99	0.44
1:F:376:LEU:HA	1:F:436:VAL:HG11	1.98	0.44
1:F:655:ALA:HB3	1:F:658:VAL:CG2	2.48	0.44
1:F:675:LEU:HD12	1:F:675:LEU:C	2.38	0.44
1:G:206:ILE:HG12	1:G:244:VAL:HG13	1.99	0.44
1:G:686:ALA:HB2	1:G:700:ASN:ND2	2.33	0.44
1:A:206:ILE:O	1:A:209:PRO:CG	2.58	0.43
1:A:253:LEU:CD2	1:A:253:LEU:C	2.85	0.43
1:A:511:GLY:CA	1:A:673:ALA:HB2	2.47	0.43
1:A:686:ALA:HB2	1:A:700:ASN:ND2	2.33	0.43
1:C:192:ILE:HD11	1:C:239:LEU:CD2	2.48	0.43
1:C:495:ARG:CZ	1:D:693:ALA:HB3	2.42	0.43
1:C:672:GLY:HA2	1:C:675:LEU:HG	2.00	0.43
1:D:260:ILE:CG2	1:D:261:MET:HG2	2.47	0.43
1:D:672:GLY:HA2	1:D:675:LEU:HG	2.00	0.43
1:D:672:GLY:HA2	1:D:675:LEU:CD2	2.48	0.43

Continued on next page...

Continued from previous page...

Atom-1	Atom-2	Interatomic distance (Å)	Clash overlap (Å)
1:F:269:GLU:H	1:F:269:GLU:CD	2.02	0.43
1:F:315:LEU:N	1:F:315:LEU:CD1	2.81	0.43
1:F:549:ILE:HG23	1:F:550:ARG:N	2.32	0.43
1:G:206:ILE:O	1:G:209:PRO:CG	2.58	0.43
1:G:438:THR:O	1:G:441:ASP:HB2	2.17	0.43
1:A:289:ILE:HG22	1:A:292:ILE:CD1	2.47	0.43
1:A:514:LYS:HB2	2:A:802:ATP:O2B	2.17	0.43
1:A:573:ALA:HA	1:A:589:VAL:HG22	2.01	0.43
1:D:504:PHE:CE1	1:D:506:LEU:HD11	2.53	0.43
1:D:509:PRO:HD2	1:D:512:VAL:HG11	1.99	0.43
1:D:675:LEU:HA	1:D:678:LEU:HB3	2.00	0.43
1:E:326:HIS:O	1:E:326:HIS:CD2	2.70	0.43
1:E:376:LEU:HA	1:E:436:VAL:HG11	1.98	0.43
1:E:645:LEU:CD2	1:E:660:LEU:HG	2.49	0.43
1:F:187:ILE:HG21	1:F:242:ARG:HG2	1.87	0.43
1:F:675:LEU:HA	1:F:678:LEU:CB	2.48	0.43
1:F:714:GLU:HA	1:F:717:ILE:CD1	2.47	0.43
1:G:343:LEU:N	1:G:343:LEU:HD23	2.32	0.43
1:G:409:SER:O	1:G:413:ALA:N	2.40	0.43
1:G:522:ALA:CB	1:G:529:PHE:HD1	2.25	0.43
1:G:655:ALA:HB3	1:G:658:VAL:CG2	2.48	0.43
1:G:712:VAL:HG13	1:G:716:VAL:HG21	1.99	0.43
1:A:343:LEU:N	1:A:343:LEU:HD23	2.32	0.43
1:C:600:GLU:O	1:C:603:ASN:HB2	2.17	0.43
1:D:575:ARG:NH2	1:D:619:PRO:HG3	2.33	0.43
1:E:394:THR:HG22	1:E:395:TYR:N	2.34	0.43
1:E:575:ARG:NH2	1:E:619:PRO:HG3	2.33	0.43
1:F:390:MET:HA	1:F:393:TYR:CD2	2.52	0.43
1:G:308:ARG:HA	1:G:311:VAL:CG2	2.49	0.43
1:G:658:VAL:CG1	1:G:697:SER:HA	2.47	0.43
1:A:376:LEU:C	1:A:436:VAL:HG11	2.39	0.43
1:A:472:LEU:C	1:A:476:LYS:HZ3	2.21	0.43
1:A:675:LEU:HA	1:A:678:LEU:CB	2.48	0.43
1:C:228:ILE:HD13	1:C:230:TYR:OH	2.19	0.43
1:C:230:TYR:O	1:C:354:GLU:CG	2.64	0.43
1:C:376:LEU:C	1:C:436:VAL:HG11	2.39	0.43
1:C:569:ILE:HG13	1:C:572:ILE:HD12	1.98	0.43
1:C:573:ALA:HA	1:C:589:VAL:HG22	2.01	0.43
1:D:192:ILE:HD11	1:D:239:LEU:CD2	2.48	0.43
1:E:675:LEU:HD12	1:E:675:LEU:C	2.38	0.43
1:F:199:LEU:HD12	1:F:200:GLY:CA	2.48	0.43

Continued on next page...

Continued from previous page...

Atom-1	Atom-2	Interatomic distance (Å)	Clash overlap (Å)
1:G:390:MET:O	1:G:393:TYR:HD2	2.02	0.43
1:G:714:GLU:HA	1:G:717:ILE:CD1	2.47	0.43
1:A:390:MET:O	1:A:393:TYR:HD2	2.02	0.43
1:A:398:VAL:CB	1:A:454:LEU:HD11	2.28	0.43
1:C:190:GLU:OE1	1:C:190:GLU:N	2.44	0.43
1:C:569:ILE:CA	1:C:572:ILE:HD13	1.99	0.43
1:C:636:PRO:HD2	1:C:671:VAL:HA	2.00	0.43
1:C:675:LEU:HD12	1:C:675:LEU:C	2.38	0.43
1:C:712:VAL:HG13	1:C:716:VAL:HG21	1.99	0.43
1:D:308:ARG:HA	1:D:311:VAL:CG2	2.49	0.43
1:D:376:LEU:C	1:D:436:VAL:HG11	2.39	0.43
1:D:511:GLY:N	2:D:802:ATP:O1B	2.43	0.43
1:D:573:ALA:HA	1:D:589:VAL:HG22	2.01	0.43
1:D:645:LEU:CD2	1:D:660:LEU:HG	2.49	0.43
1:E:254:SER:C	1:E:288:PHE:O	2.56	0.43
1:F:253:LEU:CD2	1:F:288:PHE:H	2.23	0.43
1:F:255:ILE:HB	1:F:289:ILE:HG13	1.78	0.43
1:F:308:ARG:HA	1:F:311:VAL:CG2	2.49	0.43
1:F:645:LEU:CD2	1:F:660:LEU:HG	2.49	0.43
1:G:199:LEU:HD12	1:G:200:GLY:CA	2.48	0.43
1:G:509:PRO:HD2	1:G:512:VAL:HG11	1.99	0.43
1:A:221:ILE:CD1	1:C:407:ARG:HH21	2.14	0.43
1:A:255:ILE:HB	1:A:289:ILE:HG13	1.78	0.43
1:A:297:PRO:CG	1:A:302:VAL:HG21	2.26	0.43
1:A:315:LEU:CD1	1:A:315:LEU:N	2.81	0.43
1:A:409:SER:O	1:A:413:ALA:N	2.40	0.43
1:A:438:THR:O	1:A:441:ASP:HB2	2.17	0.43
1:A:575:ARG:NH2	1:A:619:PRO:HG3	2.33	0.43
1:A:600:GLU:O	1:A:603:ASN:HB2	2.17	0.43
1:A:714:GLU:HA	1:A:717:ILE:CD1	2.47	0.43
1:C:188:SER:HB2	1:C:190:GLU:CD	2.38	0.43
1:C:575:ARG:NH2	1:C:619:PRO:HG3	2.33	0.43
1:E:188:SER:HB2	1:E:190:GLU:CD	2.38	0.43
1:E:315:LEU:N	1:E:315:LEU:CD1	2.81	0.43
1:E:449:ILE:CG2	1:E:451:PRO:HD3	2.43	0.43
1:E:472:LEU:HD23	1:E:475:VAL:HG21	2.00	0.43
1:E:573:ALA:HA	1:E:589:VAL:HG22	2.01	0.43
1:E:636:PRO:HD2	1:E:671:VAL:HA	2.00	0.43
1:E:655:ALA:HB3	1:E:658:VAL:CG2	2.48	0.43
1:F:188:SER:HB2	1:F:190:GLU:CD	2.38	0.43
1:F:192:ILE:HD11	1:F:239:LEU:CD2	2.48	0.43

Continued on next page...

Continued from previous page...

Atom-1	Atom-2	Interatomic distance (Å)	Clash overlap (Å)
1:F:564:VAL:HG12	1:F:606:VAL:O	2.19	0.43
1:F:672:GLY:HA2	1:F:675:LEU:HG	2.00	0.43
1:G:672:GLY:HA2	1:G:675:LEU:HG	2.00	0.43
1:A:308:ARG:HA	1:A:311:VAL:CG2	2.49	0.43
1:C:317:LEU:O	1:C:321:MET:N	2.50	0.43
1:D:228:ILE:HD13	1:D:230:TYR:OH	2.19	0.43
1:D:394:THR:HG22	1:D:395:TYR:N	2.34	0.43
1:D:564:VAL:HG12	1:D:606:VAL:O	2.19	0.43
1:D:579:THR:HG22	1:D:581:ASP:OD1	2.19	0.43
1:E:317:LEU:O	1:E:321:MET:N	2.50	0.43
1:E:588:ILE:CG2	1:E:589:VAL:N	2.82	0.43
1:E:675:LEU:HA	1:E:678:LEU:HB3	2.00	0.43
1:G:188:SER:HB2	1:G:190:GLU:CD	2.38	0.43
1:A:192:ILE:HD11	1:A:239:LEU:CD2	2.48	0.43
1:C:206:ILE:HG12	1:C:244:VAL:CG1	2.49	0.43
1:C:257:GLY:N	1:C:258:PRO:CD	2.81	0.43
1:C:394:THR:HG22	1:C:395:TYR:N	2.34	0.43
1:C:549:ILE:HG23	1:C:550:ARG:N	2.32	0.43
1:C:579:THR:HG22	1:C:581:ASP:OD1	2.19	0.43
1:E:206:ILE:HG12	1:E:244:VAL:CG1	2.49	0.43
1:E:315:LEU:HD23	1:F:258:PRO:HB3	1.99	0.43
1:E:376:LEU:C	1:E:436:VAL:HG11	2.39	0.43
1:E:383:LYS:HA	1:E:386:PHE:CB	2.43	0.43
1:E:390:MET:O	1:E:393:TYR:HD2	2.02	0.43
1:F:376:LEU:C	1:F:436:VAL:HG11	2.39	0.43
1:G:192:ILE:HD11	1:G:239:LEU:CD2	2.48	0.43
1:G:335:ARG:CB	1:G:338:ALA:CB	2.93	0.43
1:G:675:LEU:HA	1:G:678:LEU:CB	2.48	0.43
1:A:394:THR:HG22	1:A:395:TYR:N	2.34	0.43
1:A:636:PRO:HD2	1:A:671:VAL:HA	2.00	0.43
1:C:511:GLY:N	2:C:802:ATP:O1B	2.44	0.43
1:E:198:GLN:O	1:E:201:LYS:HG3	2.19	0.43
1:E:308:ARG:HA	1:E:311:VAL:CG2	2.49	0.43
1:F:390:MET:O	1:F:393:TYR:HD2	2.02	0.43
1:F:504:PHE:CE1	1:F:506:LEU:HD11	2.53	0.43
1:A:199:LEU:CG	1:A:200:GLY:N	2.81	0.43
1:A:257:GLY:N	1:A:258:PRO:CD	2.81	0.43
1:A:472:LEU:HD23	1:A:475:VAL:HG21	2.00	0.43
1:A:564:VAL:HG12	1:A:606:VAL:O	2.19	0.43
1:C:199:LEU:HD12	1:C:200:GLY:CA	2.48	0.43
1:C:390:MET:O	1:C:393:TYR:HD2	2.02	0.43

Continued on next page...

Continued from previous page...

Atom-1	Atom-2	Interatomic distance (Å)	Clash overlap (Å)
1:C:504:PHE:CE1	1:C:506:LEU:HD11	2.53	0.43
1:C:645:LEU:CD2	1:C:660:LEU:HG	2.48	0.43
1:D:199:LEU:CG	1:D:200:GLY:N	2.81	0.43
1:D:206:ILE:HG12	1:D:244:VAL:CG1	2.49	0.43
1:D:257:GLY:N	1:D:258:PRO:CD	2.81	0.43
1:D:289:ILE:HG22	1:D:292:ILE:CD1	2.47	0.43
1:D:314:LEU:CD2	1:D:314:LEU:C	2.85	0.43
1:F:394:THR:HG22	1:F:395:TYR:N	2.34	0.43
1:F:472:LEU:HD23	1:F:475:VAL:HG21	2.00	0.43
1:F:588:ILE:CG2	1:F:589:VAL:N	2.82	0.43
1:F:636:PRO:HD2	1:F:671:VAL:HA	2.00	0.43
1:G:198:GLN:O	1:G:201:LYS:HG3	2.19	0.43
1:G:636:PRO:HD2	1:G:671:VAL:HA	2.00	0.43
1:A:228:ILE:CG2	1:A:230:TYR:CZ	2.76	0.42
1:A:655:ALA:HB3	1:A:658:VAL:CG2	2.48	0.42
1:C:308:ARG:HA	1:C:311:VAL:CG2	2.49	0.42
1:C:507:TYR:HB2	1:C:614:PRO:HG3	2.01	0.42
1:C:588:ILE:CG2	1:C:589:VAL:N	2.82	0.42
1:C:671:VAL:HG12	1:C:674:ASP:CG	2.40	0.42
1:C:690:ASN:OD1	1:C:691:PRO:HD2	2.19	0.42
1:D:239:LEU:CD2	1:D:239:LEU:C	2.85	0.42
1:E:579:THR:HG22	1:E:581:ASP:OD1	2.19	0.42
1:G:376:LEU:C	1:G:436:VAL:HG11	2.39	0.42
1:G:472:LEU:HD23	1:G:475:VAL:HG21	2.00	0.42
1:G:675:LEU:HA	1:G:678:LEU:HB3	2.00	0.42
1:A:504:PHE:CE1	1:A:506:LEU:HD11	2.53	0.42
1:A:690:ASN:OD1	1:A:691:PRO:HD2	2.19	0.42
1:C:199:LEU:CG	1:C:200:GLY:N	2.81	0.42
1:D:383:LYS:CA	1:D:386:PHE:HB3	2.45	0.42
1:D:498:ILE:HG23	1:E:652:MET:HE1	2.01	0.42
1:D:636:PRO:HD2	1:D:671:VAL:HA	2.00	0.42
1:E:255:ILE:CB	1:E:289:ILE:HD11	2.47	0.42
1:E:257:GLY:N	1:E:258:PRO:CD	2.81	0.42
1:E:537:VAL:HG13	1:E:538:LEU:N	2.34	0.42
1:F:254:SER:C	1:F:255:ILE:CD1	2.85	0.42
1:F:257:GLY:N	1:F:258:PRO:CD	2.81	0.42
1:F:466:TRP:CZ3	1:F:524:GLU:CB	2.97	0.42
1:F:500:PRO:HB2	1:F:601:VAL:CB	2.38	0.42
1:F:569:ILE:HG13	1:F:572:ILE:HD12	1.98	0.42
1:F:573:ALA:HA	1:F:589:VAL:HG22	2.00	0.42
1:G:315:LEU:CD1	1:G:315:LEU:N	2.81	0.42

Continued on next page...

Continued from previous page...

Atom-1	Atom-2	Interatomic distance (Å)	Clash overlap (Å)
1:G:394:THR:HG22	1:G:395:TYR:N	2.34	0.42
1:A:188:SER:HB2	1:A:190:GLU:CD	2.38	0.42
1:A:198:GLN:O	1:A:201:LYS:HG3	2.19	0.42
1:A:206:ILE:HG12	1:A:244:VAL:CG1	2.49	0.42
1:A:208:LEU:CD2	1:A:209:PRO:N	2.73	0.42
1:A:228:ILE:HD13	1:A:230:TYR:OH	2.19	0.42
1:A:537:VAL:HG13	1:A:538:LEU:N	2.35	0.42
1:A:712:VAL:HG13	1:A:716:VAL:HG21	1.99	0.42
1:C:221:ILE:CD1	1:D:407:ARG:HH21	2.14	0.42
1:C:564:VAL:HG12	1:C:606:VAL:O	2.19	0.42
1:D:199:LEU:HD12	1:D:200:GLY:CA	2.48	0.42
1:D:228:ILE:CG2	1:D:230:TYR:CZ	2.75	0.42
1:D:390:MET:O	1:D:393:TYR:HD2	2.02	0.42
1:D:546:GLU:CD	1:D:587:ARG:CB	2.72	0.42
1:D:588:ILE:CG2	1:D:589:VAL:N	2.82	0.42
1:D:614:PRO:HA	1:D:617:MET:HE2	2.02	0.42
1:D:690:ASN:OD1	1:D:691:PRO:HD2	2.19	0.42
1:E:192:ILE:HD11	1:E:239:LEU:CD2	2.48	0.42
1:E:206:ILE:O	1:E:209:PRO:CG	2.58	0.42
1:E:259:GLU:CA	1:E:262:SER:HB3	2.40	0.42
1:E:316:THR:O	1:E:317:LEU:C	2.57	0.42
1:E:614:PRO:HA	1:E:617:MET:HE2	2.02	0.42
1:F:690:ASN:OD1	1:F:691:PRO:HD2	2.19	0.42
1:G:537:VAL:HG13	1:G:538:LEU:N	2.35	0.42
1:G:564:VAL:HG12	1:G:606:VAL:O	2.19	0.42
1:G:645:LEU:CD2	1:G:660:LEU:HG	2.49	0.42
1:A:357:VAL:HG12	1:A:454:LEU:CD2	2.50	0.42
1:A:507:TYR:HB2	1:A:614:PRO:HG3	2.01	0.42
1:A:671:VAL:HG12	1:A:674:ASP:CG	2.40	0.42
1:C:660:LEU:O	1:C:663:ILE:HG12	2.20	0.42
1:D:188:SER:HB2	1:D:190:GLU:CD	2.38	0.42
1:D:203:ARG:NH1	1:D:204:GLU:N	2.60	0.42
1:E:655:ALA:HB3	1:E:658:VAL:HG13	2.02	0.42
1:F:206:ILE:HG12	1:F:244:VAL:CG1	2.49	0.42
1:F:316:THR:HA	1:F:319:ASP:CB	2.50	0.42
1:F:372:ARG:CG	1:F:373:ASN:N	2.73	0.42
1:G:383:LYS:CA	1:G:386:PHE:HB3	2.45	0.42
1:G:588:ILE:CG2	1:G:589:VAL:N	2.82	0.42
1:A:190:GLU:OE1	1:A:190:GLU:N	2.44	0.42
1:A:315:LEU:HD12	1:A:315:LEU:N	2.34	0.42
1:A:316:THR:HA	1:A:319:ASP:CB	2.50	0.42

Continued on next page...

Continued from previous page...

Atom-1	Atom-2	Interatomic distance (Å)	Clash overlap (Å)
1:A:641:ARG:HH12	1:A:667:THR:H	1.67	0.42
1:A:660:LEU:O	1:A:663:ILE:HG12	2.20	0.42
1:C:198:GLN:O	1:C:201:LYS:HG3	2.19	0.42
1:C:260:ILE:CG2	1:C:261:MET:HG2	2.47	0.42
1:C:357:VAL:HG12	1:C:454:LEU:CD2	2.50	0.42
1:C:537:VAL:HG13	1:C:538:LEU:N	2.34	0.42
1:D:655:ALA:HB3	1:D:658:VAL:CG2	2.48	0.42
1:E:255:ILE:H	1:E:289:ILE:HA	1.84	0.42
1:E:504:PHE:CE1	1:E:506:LEU:HD11	2.53	0.42
1:F:357:VAL:HG12	1:F:454:LEU:CD2	2.50	0.42
1:F:660:LEU:O	1:F:663:ILE:HG12	2.20	0.42
1:F:675:LEU:HA	1:F:678:LEU:HB3	2.00	0.42
1:G:315:LEU:HD12	1:G:315:LEU:N	2.34	0.42
1:G:316:THR:HA	1:G:319:ASP:CB	2.50	0.42
1:G:504:PHE:CE1	1:G:506:LEU:HD11	2.53	0.42
1:G:564:VAL:N	1:G:606:VAL:O	2.53	0.42
1:G:573:ALA:HA	1:G:589:VAL:HG22	2.01	0.42
1:G:690:ASN:OD1	1:G:691:PRO:HD2	2.19	0.42
1:A:376:LEU:HD23	1:A:376:LEU:N	2.29	0.42
1:A:485:LEU:CD1	1:C:687:TYR:CE2	3.02	0.42
1:C:255:ILE:H	1:C:289:ILE:HA	1.84	0.42
1:C:532:ILE:CB	1:C:565:PHE:O	2.64	0.42
1:D:375:PRO:O	1:D:436:VAL:CG1	2.59	0.42
1:D:549:ILE:CD1	1:D:592:LEU:CD2	2.91	0.42
1:F:569:ILE:CG1	1:F:572:ILE:CD1	2.74	0.42
1:F:579:THR:HG22	1:F:581:ASP:OD1	2.19	0.42
1:G:255:ILE:H	1:G:289:ILE:HA	1.84	0.42
1:G:265:TYR:CD1	1:G:306:VAL:CG1	2.95	0.42
1:G:289:ILE:HG22	1:G:292:ILE:CD1	2.47	0.42
1:A:255:ILE:CB	1:A:289:ILE:HD11	2.46	0.42
1:A:289:ILE:CB	1:A:292:ILE:HD11	2.50	0.42
1:A:386:PHE:CZ	1:A:439:GLU:HB2	2.55	0.42
1:A:645:LEU:CD2	1:A:660:LEU:HG	2.49	0.42
1:C:289:ILE:CB	1:C:292:ILE:HD11	2.50	0.42
1:D:259:GLU:CA	1:D:262:SER:HB3	2.40	0.42
1:D:317:LEU:O	1:D:321:MET:N	2.50	0.42
1:D:359:ASP:O	1:D:363:ARG:N	2.44	0.42
1:D:438:THR:O	1:D:441:ASP:N	2.52	0.42
1:D:537:VAL:HG13	1:D:538:LEU:N	2.35	0.42
1:D:655:ALA:HB3	1:D:658:VAL:HG13	2.01	0.42
1:F:198:GLN:O	1:F:201:LYS:HG3	2.19	0.42

Continued on next page...

Continued from previous page...

Atom-1	Atom-2	Interatomic distance (Å)	Clash overlap (Å)
1:F:245:ALA:CB	1:F:252:PHE:HD1	2.33	0.42
1:F:655:ALA:HB3	1:F:658:VAL:HG13	2.02	0.42
1:G:255:ILE:HB	1:G:289:ILE:HG13	1.78	0.42
1:G:372:ARG:CG	1:G:373:ASN:N	2.73	0.42
1:A:245:ALA:CB	1:A:252:PHE:HD1	2.33	0.42
1:A:667:THR:CG2	1:A:670:TYR:CD2	3.03	0.42
1:C:316:THR:HA	1:C:319:ASP:CB	2.50	0.42
1:C:330:ILE:CG2	1:C:331:GLY:H	2.32	0.42
1:C:335:ARG:CB	1:C:338:ALA:CB	2.93	0.42
1:D:315:LEU:HD12	1:D:315:LEU:N	2.34	0.42
1:F:255:ILE:CB	1:F:289:ILE:HD11	2.47	0.42
1:F:507:TYR:HB2	1:F:614:PRO:HG3	2.01	0.42
1:F:599:ILE:HD12	1:F:605:VAL:CB	2.37	0.42
1:G:228:ILE:CG2	1:G:230:TYR:HE1	2.16	0.42
1:G:375:PRO:O	1:G:436:VAL:CG1	2.59	0.42
1:G:386:PHE:CZ	1:G:439:GLU:HB2	2.55	0.42
1:G:660:LEU:O	1:G:663:ILE:HG12	2.20	0.42
1:A:317:LEU:O	1:A:318:MET:C	2.58	0.42
1:A:330:ILE:CG2	1:A:331:GLY:H	2.32	0.42
1:A:569:ILE:O	1:A:573:ALA:N	2.48	0.42
1:C:500:PRO:CG	1:C:601:VAL:CG1	2.52	0.42
1:D:330:ILE:CG2	1:D:331:GLY:H	2.32	0.42
1:D:507:TYR:HB2	1:D:614:PRO:HG3	2.01	0.42
1:E:228:ILE:HD13	1:E:230:TYR:OH	2.19	0.42
1:E:316:THR:HA	1:E:319:ASP:CB	2.50	0.42
1:E:500:PRO:HG2	1:E:601:VAL:CB	2.50	0.42
1:E:564:VAL:HG12	1:E:606:VAL:O	2.19	0.42
1:F:265:TYR:CD1	1:F:306:VAL:CG1	2.95	0.42
1:F:532:ILE:CB	1:F:565:PHE:O	2.64	0.42
1:F:537:VAL:HG13	1:F:538:LEU:N	2.34	0.42
1:F:574:PRO:HG2	1:F:584:VAL:HG11	1.91	0.42
1:G:255:ILE:HG21	1:G:289:ILE:CD1	2.50	0.42
1:G:507:TYR:HB2	1:G:614:PRO:HG3	2.01	0.42
1:A:579:THR:HG22	1:A:581:ASP:OD1	2.19	0.42
1:A:588:ILE:CG2	1:A:589:VAL:N	2.82	0.42
1:C:206:ILE:HG13	1:C:207:GLU:H	1.85	0.42
1:C:292:ILE:HG21	1:C:295:ILE:HG12	1.96	0.42
1:C:670:TYR:CZ	1:C:710:PRO:HD3	2.55	0.42
1:D:206:ILE:O	1:D:209:PRO:CG	2.58	0.42
1:D:357:VAL:HG12	1:D:454:LEU:CD2	2.50	0.42
1:D:660:LEU:O	1:D:663:ILE:HG12	2.20	0.42

Continued on next page...

Continued from previous page...

Atom-1	Atom-2	Interatomic distance (Å)	Clash overlap (Å)
1:D:671:VAL:HG12	1:D:674:ASP:CG	2.40	0.42
1:E:671:VAL:HG12	1:E:674:ASP:CG	2.40	0.42
1:F:315:LEU:HD12	1:F:315:LEU:N	2.34	0.42
1:F:317:LEU:O	1:F:321:MET:N	2.50	0.42
1:F:564:VAL:N	1:F:606:VAL:O	2.53	0.42
1:F:684:MET:O	1:F:688:ARG:N	2.50	0.42
1:G:667:THR:CG2	1:G:670:TYR:CD2	3.03	0.42
1:A:519:LYS:O	1:A:523:THR:CB	2.68	0.41
1:C:386:PHE:CZ	1:C:439:GLU:HB2	2.55	0.41
1:C:697:SER:O	1:C:700:ASN:HB2	2.20	0.41
1:D:289:ILE:CB	1:D:292:ILE:HD11	2.50	0.41
1:E:260:ILE:HD12	1:E:295:ILE:HG23	2.00	0.41
1:E:357:VAL:HG12	1:E:454:LEU:CD2	2.50	0.41
1:E:375:PRO:O	1:E:436:VAL:CG1	2.59	0.41
1:E:409:SER:O	1:E:413:ALA:N	2.40	0.41
1:E:564:VAL:N	1:E:606:VAL:O	2.53	0.41
1:E:690:ASN:OD1	1:E:691:PRO:HD2	2.19	0.41
1:F:289:ILE:HG22	1:F:292:ILE:CD1	2.47	0.41
1:F:641:ARG:HH12	1:F:667:THR:H	1.67	0.41
1:F:671:VAL:HG12	1:F:674:ASP:CG	2.40	0.41
1:G:206:ILE:HG12	1:G:244:VAL:CG1	2.49	0.41
1:G:255:ILE:CB	1:G:289:ILE:HD11	2.47	0.41
1:G:289:ILE:CB	1:G:292:ILE:HD11	2.50	0.41
1:G:330:ILE:CG2	1:G:331:GLY:H	2.32	0.41
1:G:670:TYR:CZ	1:G:710:PRO:HD3	2.55	0.41
1:A:255:ILE:H	1:A:289:ILE:HA	1.84	0.41
1:A:670:TYR:CZ	1:A:710:PRO:HD3	2.55	0.41
1:C:516:LEU:HD22	2:C:802:ATP:H2'	2.03	0.41
1:C:641:ARG:HH12	1:C:667:THR:H	1.67	0.41
1:D:198:GLN:O	1:D:201:LYS:HG3	2.19	0.41
1:D:206:ILE:HG13	1:D:207:GLU:H	1.86	0.41
1:D:439:GLU:OE1	1:D:439:GLU:N	2.49	0.41
1:D:516:LEU:HD22	2:D:802:ATP:H2'	2.02	0.41
1:F:330:ILE:CG2	1:F:331:GLY:H	2.32	0.41
1:F:613:ARG:HB2	1:F:616:ILE:CG1	2.51	0.41
1:G:228:ILE:HD13	1:G:230:TYR:OH	2.19	0.41
1:G:242:ARG:HD3	1:G:242:ARG:HA	1.90	0.41
1:G:357:VAL:HG12	1:G:454:LEU:CD2	2.50	0.41
1:G:549:ILE:CD1	1:G:592:LEU:CD2	2.91	0.41
1:G:641:ARG:HH12	1:G:667:THR:H	1.67	0.41
1:A:202:ILE:O	1:A:206:ILE:HG23	2.21	0.41

Continued on next page...

Continued from previous page...

Atom-1	Atom-2	Interatomic distance (Å)	Clash overlap (Å)
1:A:253:LEU:CD2	1:A:288:PHE:H	2.23	0.41
1:A:255:ILE:HG21	1:A:289:ILE:CD1	2.50	0.41
1:A:488:LEU:C	1:A:490:PRO:HD3	2.41	0.41
1:C:208:LEU:CD2	1:C:209:PRO:N	2.73	0.41
1:C:573:ALA:CB	1:C:589:VAL:HG22	2.51	0.41
1:C:655:ALA:HB3	1:C:658:VAL:HG13	2.02	0.41
1:D:254:SER:C	1:D:288:PHE:O	2.56	0.41
1:D:255:ILE:H	1:D:289:ILE:HA	1.83	0.41
1:D:488:LEU:C	1:D:490:PRO:HD3	2.41	0.41
1:E:315:LEU:HD12	1:E:315:LEU:N	2.34	0.41
1:E:330:ILE:CG2	1:E:331:GLY:H	2.32	0.41
1:E:386:PHE:CZ	1:E:439:GLU:HB2	2.55	0.41
1:E:466:TRP:CZ3	1:E:524:GLU:CB	2.97	0.41
1:E:495:ARG:CZ	1:F:693:ALA:HB3	2.42	0.41
1:E:516:LEU:HD22	2:E:802:ATP:H2'	2.03	0.41
1:G:230:TYR:C	1:G:354:GLU:HG2	2.41	0.41
1:G:316:THR:O	1:G:317:LEU:C	2.57	0.41
1:G:579:THR:HG22	1:G:581:ASP:OD1	2.19	0.41
1:G:671:VAL:HG12	1:G:674:ASP:CG	2.40	0.41
1:A:228:ILE:CG2	1:A:230:TYR:CD1	2.83	0.41
1:C:655:ALA:HB3	1:C:658:VAL:CG2	2.48	0.41
1:D:206:ILE:C	1:D:209:PRO:CG	2.89	0.41
1:D:485:LEU:CD1	1:E:687:TYR:CE2	3.02	0.41
1:D:599:ILE:HD12	1:D:605:VAL:CB	2.37	0.41
1:D:667:THR:CG2	1:D:670:TYR:CD2	3.03	0.41
1:D:670:TYR:CZ	1:D:710:PRO:HD3	2.55	0.41
1:D:697:SER:O	1:D:700:ASN:HB2	2.20	0.41
1:E:289:ILE:HG22	1:E:292:ILE:CD1	2.47	0.41
1:E:613:ARG:HB2	1:E:616:ILE:CG1	2.50	0.41
1:E:660:LEU:O	1:E:663:ILE:HG12	2.20	0.41
1:F:255:ILE:H	1:F:289:ILE:HA	1.84	0.41
1:F:495:ARG:CZ	1:G:693:ALA:HB3	2.42	0.41
1:F:670:TYR:CZ	1:F:710:PRO:HD3	2.55	0.41
1:G:519:LYS:O	1:G:523:THR:CB	2.68	0.41
1:G:697:SER:O	1:G:700:ASN:HB2	2.20	0.41
1:A:201:LYS:HG2	1:A:201:LYS:H	1.56	0.41
1:A:511:GLY:N	2:A:802:ATP:O1B	2.43	0.41
1:A:516:LEU:HD22	2:A:802:ATP:H2'	2.03	0.41
1:C:317:LEU:O	1:C:318:MET:C	2.58	0.41
1:D:316:THR:O	1:D:317:LEU:C	2.57	0.41
1:E:206:ILE:HG13	1:E:207:GLU:H	1.86	0.41

Continued on next page...

Continued from previous page...

Atom-1	Atom-2	Interatomic distance (Å)	Clash overlap (Å)
1:F:228:ILE:HD13	1:F:230:TYR:OH	2.19	0.41
1:F:561:PRO:HA	1:F:604:GLY:HA3	2.02	0.41
1:G:245:ALA:CB	1:G:252:PHE:HD1	2.33	0.41
1:A:206:ILE:HG13	1:A:207:GLU:H	1.85	0.41
1:A:697:SER:O	1:A:700:ASN:HB2	2.20	0.41
1:C:519:LYS:O	1:C:523:THR:CB	2.68	0.41
1:D:196:SER:CA	1:D:199:LEU:CD2	2.85	0.41
1:D:202:ILE:O	1:D:206:ILE:HG23	2.21	0.41
1:D:245:ALA:CB	1:D:252:PHE:HD1	2.33	0.41
1:D:255:ILE:CB	1:D:289:ILE:HD11	2.46	0.41
1:D:316:THR:HA	1:D:319:ASP:CB	2.50	0.41
1:D:500:PRO:HG2	1:D:601:VAL:CB	2.50	0.41
1:F:260:ILE:HG23	1:F:261:MET:H	1.79	0.41
1:F:439:GLU:OE1	1:F:439:GLU:N	2.49	0.41
1:G:206:ILE:C	1:G:209:PRO:CG	2.89	0.41
1:G:516:LEU:HD22	2:G:802:ATP:H2'	2.02	0.41
1:G:613:ARG:HB2	1:G:616:ILE:CG1	2.50	0.41
1:G:655:ALA:HB3	1:G:658:VAL:HG13	2.02	0.41
1:A:613:ARG:HB2	1:A:616:ILE:CG1	2.50	0.41
1:A:655:ALA:HB3	1:A:658:VAL:HG13	2.02	0.41
1:C:245:ALA:CB	1:C:252:PHE:HD1	2.33	0.41
1:C:260:ILE:HD11	1:C:295:ILE:HG22	1.97	0.41
1:C:286:ILE:HD12	1:C:328:ILE:CG1	2.28	0.41
1:C:289:ILE:HG22	1:C:292:ILE:CG1	2.51	0.41
1:C:488:LEU:C	1:C:490:PRO:HD3	2.41	0.41
1:C:671:VAL:O	1:C:674:ASP:OD1	2.39	0.41
1:D:386:PHE:CZ	1:D:439:GLU:HB2	2.55	0.41
1:D:519:LYS:O	1:D:523:THR:CB	2.68	0.41
1:D:569:ILE:HG13	1:D:572:ILE:HD12	1.98	0.41
1:E:206:ILE:C	1:E:209:PRO:CG	2.89	0.41
1:E:245:ALA:CB	1:E:252:PHE:HD1	2.33	0.41
1:E:289:ILE:CB	1:E:292:ILE:HD11	2.50	0.41
1:E:289:ILE:HG22	1:E:292:ILE:CG1	2.51	0.41
1:E:439:GLU:OE1	1:E:439:GLU:N	2.49	0.41
1:E:507:TYR:HB2	1:E:614:PRO:HG3	2.01	0.41
1:E:641:ARG:HH12	1:E:667:THR:H	1.67	0.41
1:F:316:THR:O	1:F:317:LEU:C	2.57	0.41
1:F:649:THR:HG1	1:F:652:MET:HB2	1.85	0.41
1:G:202:ILE:O	1:G:206:ILE:HG23	2.21	0.41
1:G:239:LEU:CD2	1:G:239:LEU:C	2.85	0.41
1:G:488:LEU:C	1:G:490:PRO:HD3	2.41	0.41

Continued on next page...

Continued from previous page...

Atom-1	Atom-2	Interatomic distance (Å)	Clash overlap (Å)
1:G:561:PRO:HA	1:G:604:GLY:HA3	2.02	0.41
1:A:206:ILE:C	1:A:209:PRO:CG	2.89	0.41
1:A:305:GLU:CB	1:C:265:TYR:CE2	2.89	0.41
1:A:438:THR:O	1:A:441:ASP:N	2.52	0.41
1:A:569:ILE:CA	1:A:572:ILE:HD13	1.99	0.41
1:A:573:ALA:CB	1:A:589:VAL:HG22	2.51	0.41
1:C:315:LEU:HD12	1:C:315:LEU:N	2.34	0.41
1:C:498:ILE:HG23	1:D:652:MET:HE1	2.01	0.41
1:C:667:THR:CG2	1:C:670:TYR:CD2	3.03	0.41
1:D:255:ILE:HG21	1:D:289:ILE:CD1	2.50	0.41
1:D:289:ILE:HG22	1:D:292:ILE:CG1	2.51	0.41
1:E:488:LEU:C	1:E:490:PRO:HD3	2.41	0.41
1:E:670:TYR:CZ	1:E:710:PRO:HD3	2.55	0.41
1:F:697:SER:O	1:F:700:ASN:HB2	2.20	0.41
1:G:569:ILE:CG1	1:G:572:ILE:CD1	2.74	0.41
1:A:230:TYR:C	1:A:354:GLU:HG2	2.41	0.41
1:A:254:SER:C	1:A:255:ILE:CD1	2.85	0.41
1:A:495:ARG:CZ	1:C:693:ALA:HB3	2.42	0.41
1:A:532:ILE:CB	1:A:565:PHE:O	2.64	0.41
1:A:720:TYR:O	1:A:724:SER:N	2.54	0.41
1:C:187:ILE:HG21	1:C:242:ARG:HG2	1.87	0.41
1:C:318:MET:CE	1:C:329:VAL:HG11	2.51	0.41
1:C:466:TRP:CZ3	1:C:524:GLU:CB	2.97	0.41
1:D:208:LEU:CD2	1:D:209:PRO:N	2.73	0.41
1:D:287:ILE:O	1:D:328:ILE:O	2.39	0.41
1:D:564:VAL:N	1:D:606:VAL:O	2.53	0.41
1:E:260:ILE:HD11	1:E:295:ILE:HG22	1.97	0.41
1:E:507:TYR:HB3	1:E:614:PRO:HG3	2.03	0.41
1:E:519:LYS:O	1:E:523:THR:CB	2.68	0.41
1:E:697:SER:O	1:E:700:ASN:HB2	2.20	0.41
1:F:206:ILE:C	1:F:209:PRO:CG	2.89	0.41
1:F:242:ARG:HD3	1:F:242:ARG:HA	1.90	0.41
1:F:289:ILE:HG22	1:F:292:ILE:CG1	2.51	0.41
1:F:318:MET:CE	1:F:329:VAL:HG11	2.51	0.41
1:F:496:LEU:HB3	1:G:652:MET:HE1	2.02	0.41
1:F:500:PRO:C	1:G:680:ARG:NH2	2.70	0.41
1:F:516:LEU:HD22	2:F:802:ATP:H2'	2.03	0.41
1:F:519:LYS:O	1:F:523:THR:CB	2.68	0.41
1:F:537:VAL:CG1	1:F:538:LEU:HD12	2.25	0.41
1:F:671:VAL:O	1:F:674:ASP:OD1	2.39	0.41
1:G:573:ALA:CB	1:G:589:VAL:HG22	2.51	0.41

Continued on next page...

Continued from previous page...

Atom-1	Atom-2	Interatomic distance (Å)	Clash overlap (Å)
1:G:638:LYS:O	1:G:641:ARG:HB2	2.21	0.41
1:A:254:SER:C	1:A:288:PHE:O	2.56	0.41
1:C:202:ILE:O	1:C:206:ILE:HG23	2.21	0.41
1:C:564:VAL:N	1:C:606:VAL:O	2.53	0.41
1:C:638:LYS:O	1:C:641:ARG:HB2	2.21	0.41
1:D:289:ILE:HB	1:D:292:ILE:HD11	2.03	0.41
1:D:649:THR:HG1	1:D:652:MET:HB2	1.85	0.41
1:D:720:TYR:O	1:D:724:SER:N	2.54	0.41
1:E:202:ILE:O	1:E:206:ILE:HG23	2.21	0.41
1:E:287:ILE:O	1:E:328:ILE:O	2.39	0.41
1:E:289:ILE:HB	1:E:292:ILE:HD11	2.03	0.41
1:E:485:LEU:CD1	1:F:687:TYR:CE2	3.02	0.41
1:E:561:PRO:HA	1:E:604:GLY:HA3	2.02	0.41
1:E:671:VAL:O	1:E:674:ASP:OD1	2.39	0.41
1:A:260:ILE:HD11	1:A:295:ILE:HG22	1.97	0.40
1:A:366:ILE:O	1:A:369:ILE:HG22	2.21	0.40
1:C:206:ILE:C	1:C:209:PRO:CG	2.89	0.40
1:C:409:SER:O	1:C:413:ALA:N	2.40	0.40
1:C:541:TRP:CE2	1:C:548:ALA:HB3	2.12	0.40
1:D:317:LEU:O	1:D:318:MET:C	2.58	0.40
1:D:318:MET:CE	1:D:329:VAL:HG11	2.51	0.40
1:D:532:ILE:CB	1:D:565:PHE:O	2.64	0.40
1:E:253:LEU:CD2	1:E:288:PHE:H	2.23	0.40
1:E:573:ALA:CB	1:E:589:VAL:HG22	2.51	0.40
1:E:667:THR:CG2	1:E:670:TYR:CD2	3.03	0.40
1:G:532:ILE:CB	1:G:565:PHE:O	2.64	0.40
1:G:629:LYS:C	1:G:630:LEU:HD12	2.42	0.40
1:A:287:ILE:O	1:A:328:ILE:O	2.39	0.40
1:A:289:ILE:HG22	1:A:292:ILE:CG1	2.51	0.40
1:A:652:MET:HE1	1:G:498:ILE:HG23	2.02	0.40
1:C:537:VAL:CG1	1:C:538:LEU:HD12	2.25	0.40
1:D:569:ILE:CA	1:D:572:ILE:HD13	1.99	0.40
1:E:569:ILE:O	1:E:573:ALA:N	2.48	0.40
1:F:206:ILE:HG13	1:F:207:GLU:H	1.85	0.40
1:F:386:PHE:CZ	1:F:439:GLU:HB2	2.55	0.40
1:F:488:LEU:C	1:F:490:PRO:HD3	2.41	0.40
1:F:573:ALA:CB	1:F:589:VAL:HG22	2.51	0.40
1:G:228:ILE:CG2	1:G:230:TYR:CZ	2.75	0.40
1:G:460:GLU:O	1:G:529:PHE:HB3	2.21	0.40
1:G:599:ILE:HD12	1:G:605:VAL:HG21	1.90	0.40
1:A:460:GLU:O	1:A:529:PHE:HB3	2.22	0.40

Continued on next page...

Continued from previous page...

Atom-1	Atom-2	Interatomic distance (Å)	Clash overlap (Å)
1:A:564:VAL:N	1:A:606:VAL:O	2.53	0.40
1:A:629:LYS:C	1:A:630:LEU:HD12	2.42	0.40
1:A:671:VAL:O	1:A:674:ASP:OD1	2.39	0.40
1:C:253:LEU:CD2	1:C:253:LEU:C	2.85	0.40
1:C:460:GLU:O	1:C:529:PHE:HB3	2.22	0.40
1:C:485:LEU:CD1	1:D:687:TYR:CE2	3.02	0.40
1:C:519:LYS:O	1:C:523:THR:OG1	2.34	0.40
1:D:366:ILE:O	1:D:369:ILE:HG22	2.21	0.40
1:D:561:PRO:HA	1:D:604:GLY:HA3	2.02	0.40
1:D:638:LYS:O	1:D:641:ARG:HB2	2.21	0.40
1:E:253:LEU:CD2	1:E:253:LEU:C	2.85	0.40
1:E:317:LEU:O	1:E:318:MET:C	2.58	0.40
1:E:366:ILE:O	1:E:369:ILE:HG22	2.21	0.40
1:E:472:LEU:C	1:E:476:LYS:HZ3	2.24	0.40
1:E:511:GLY:N	2:E:802:ATP:O1B	2.44	0.40
1:F:297:PRO:HG2	1:F:302:VAL:CG2	2.29	0.40
1:F:485:LEU:CD1	1:G:687:TYR:CE2	3.02	0.40
1:G:206:ILE:HG13	1:G:207:GLU:H	1.85	0.40
1:G:260:ILE:CG2	1:G:261:MET:H	2.35	0.40
1:G:318:MET:CE	1:G:329:VAL:HG11	2.51	0.40
1:G:500:PRO:HG2	1:G:601:VAL:CB	2.50	0.40
1:A:383:LYS:CA	1:A:386:PHE:HB3	2.45	0.40
1:C:255:ILE:CB	1:C:289:ILE:HD11	2.46	0.40
1:D:573:ALA:CB	1:D:589:VAL:HG22	2.51	0.40
1:D:641:ARG:HH12	1:D:667:THR:H	1.67	0.40
1:D:671:VAL:O	1:D:674:ASP:OD1	2.39	0.40
1:E:638:LYS:O	1:E:641:ARG:HB2	2.21	0.40
1:F:460:GLU:O	1:F:529:PHE:HB3	2.22	0.40
1:G:289:ILE:HG22	1:G:292:ILE:CG1	2.51	0.40
1:G:537:VAL:CG1	1:G:538:LEU:HD12	2.25	0.40
1:G:560:ALA:HA	1:G:561:PRO:C	2.42	0.40
1:A:318:MET:CE	1:A:329:VAL:HG11	2.51	0.40
1:A:386:PHE:CD2	1:A:439:GLU:HB2	2.57	0.40
1:A:493:PHE:CE1	1:A:498:ILE:HD11	2.57	0.40
1:A:561:PRO:HA	1:A:604:GLY:HA3	2.02	0.40
1:C:493:PHE:CE1	1:C:498:ILE:HD11	2.57	0.40
1:C:720:TYR:O	1:C:724:SER:N	2.54	0.40
1:D:599:ILE:HD12	1:D:605:VAL:HG21	1.90	0.40
1:E:462:PRO:CG	1:E:523:THR:OG1	2.50	0.40
1:F:208:LEU:N	1:F:209:PRO:CD	2.85	0.40
1:F:493:PHE:CE1	1:F:498:ILE:HD11	2.57	0.40

Continued on next page...

Continued from previous page...

Atom-1	Atom-2	Interatomic distance (Å)	Clash overlap (Å)
1:F:495:ARG:HD3	1:G:693:ALA:HB2	2.03	0.40
1:F:641:ARG:NH1	1:F:667:THR:HG23	2.37	0.40
1:G:366:ILE:O	1:G:369:ILE:HG22	2.21	0.40
1:G:549:ILE:HD12	1:G:588:ILE:HD11	2.03	0.40

There are no symmetry-related clashes.

5.3 Torsion angles [i](#)

5.3.1 Protein backbone [i](#)

In the following table, the Percentiles column shows the percent Ramachandran outliers of the chain as a percentile score with respect to all PDB entries followed by that with respect to all EM entries.

The Analysed column shows the number of residues for which the backbone conformation was analysed, and the total number of residues.

Mol	Chain	Analysed	Favoured	Allowed	Outliers	Percentiles	
1	A	542/564 (96%)	532 (98%)	8 (2%)	2 (0%)	30	65
1	C	542/564 (96%)	532 (98%)	8 (2%)	2 (0%)	30	65
1	D	542/564 (96%)	532 (98%)	8 (2%)	2 (0%)	30	65
1	E	542/564 (96%)	532 (98%)	8 (2%)	2 (0%)	30	65
1	F	542/564 (96%)	532 (98%)	8 (2%)	2 (0%)	30	65
1	G	542/564 (96%)	532 (98%)	8 (2%)	2 (0%)	30	65
All	All	3252/3384 (96%)	3192 (98%)	48 (2%)	12 (0%)	32	65

All (12) Ramachandran outliers are listed below:

Mol	Chain	Res	Type
1	A	375	PRO
1	A	548	ALA
1	C	375	PRO
1	C	548	ALA
1	D	375	PRO
1	D	548	ALA
1	E	375	PRO
1	E	548	ALA

Continued on next page...

Continued from previous page...

Mol	Chain	Res	Type
1	F	375	PRO
1	F	548	ALA
1	G	375	PRO
1	G	548	ALA

5.3.2 Protein sidechains ⓘ

In the following table, the Percentiles column shows the percent sidechain outliers of the chain as a percentile score with respect to all PDB entries followed by that with respect to all EM entries.

The Analysed column shows the number of residues for which the sidechain conformation was analysed, and the total number of residues.

Mol	Chain	Analysed	Rotameric	Outliers	Percentiles	
1	A	350/486 (72%)	332 (95%)	18 (5%)	20	45
1	C	350/486 (72%)	332 (95%)	18 (5%)	20	45
1	D	350/486 (72%)	332 (95%)	18 (5%)	20	45
1	E	350/486 (72%)	332 (95%)	18 (5%)	20	45
1	F	350/486 (72%)	332 (95%)	18 (5%)	20	45
1	G	350/486 (72%)	332 (95%)	18 (5%)	20	45
All	All	2100/2916 (72%)	1992 (95%)	108 (5%)	22	45

All (108) residues with a non-rotameric sidechain are listed below:

Mol	Chain	Res	Type
1	A	203	ARG
1	A	204	GLU
1	A	208	LEU
1	A	238	THR
1	A	240	ILE
1	A	242	ARG
1	A	301	GLU
1	A	305	GLU
1	A	328	ILE
1	A	352	GLU
1	A	536	GLU
1	A	541	TRP
1	A	546	GLU
1	A	572	ILE

Continued on next page...

Continued from previous page...

Mol	Chain	Res	Type
1	A	586	GLU
1	A	592	LEU
1	A	597	ASP
1	A	603	ASN
1	C	203	ARG
1	C	204	GLU
1	C	208	LEU
1	C	238	THR
1	C	240	ILE
1	C	242	ARG
1	C	301	GLU
1	C	305	GLU
1	C	328	ILE
1	C	352	GLU
1	C	536	GLU
1	C	541	TRP
1	C	546	GLU
1	C	572	ILE
1	C	586	GLU
1	C	592	LEU
1	C	597	ASP
1	C	603	ASN
1	D	203	ARG
1	D	204	GLU
1	D	208	LEU
1	D	238	THR
1	D	240	ILE
1	D	242	ARG
1	D	301	GLU
1	D	305	GLU
1	D	328	ILE
1	D	352	GLU
1	D	536	GLU
1	D	541	TRP
1	D	546	GLU
1	D	572	ILE
1	D	586	GLU
1	D	592	LEU
1	D	597	ASP
1	D	603	ASN
1	E	203	ARG
1	E	204	GLU

Continued on next page...

Continued from previous page...

Mol	Chain	Res	Type
1	E	208	LEU
1	E	238	THR
1	E	240	ILE
1	E	242	ARG
1	E	301	GLU
1	E	305	GLU
1	E	328	ILE
1	E	352	GLU
1	E	536	GLU
1	E	541	TRP
1	E	546	GLU
1	E	572	ILE
1	E	586	GLU
1	E	592	LEU
1	E	597	ASP
1	E	603	ASN
1	F	203	ARG
1	F	204	GLU
1	F	208	LEU
1	F	238	THR
1	F	240	ILE
1	F	242	ARG
1	F	301	GLU
1	F	305	GLU
1	F	328	ILE
1	F	352	GLU
1	F	536	GLU
1	F	541	TRP
1	F	546	GLU
1	F	572	ILE
1	F	586	GLU
1	F	592	LEU
1	F	597	ASP
1	F	603	ASN
1	G	203	ARG
1	G	204	GLU
1	G	208	LEU
1	G	238	THR
1	G	240	ILE
1	G	242	ARG
1	G	301	GLU
1	G	305	GLU

Continued on next page...

Continued from previous page...

Mol	Chain	Res	Type
1	G	328	ILE
1	G	352	GLU
1	G	536	GLU
1	G	541	TRP
1	G	546	GLU
1	G	572	ILE
1	G	586	GLU
1	G	592	LEU
1	G	597	ASP
1	G	603	ASN

Sometimes sidechains can be flipped to improve hydrogen bonding and reduce clashes. All (21) such sidechains are listed below:

Mol	Chain	Res	Type
1	A	326	HIS
1	A	590	ASN
1	A	700	ASN
1	C	326	HIS
1	C	590	ASN
1	C	700	ASN
1	D	326	HIS
1	D	590	ASN
1	D	700	ASN
1	E	326	HIS
1	E	590	ASN
1	E	651	ASN
1	E	700	ASN
1	F	326	HIS
1	F	590	ASN
1	F	651	ASN
1	F	700	ASN
1	G	326	HIS
1	G	590	ASN
1	G	651	ASN
1	G	700	ASN

5.3.3 RNA ⓘ

There are no RNA molecules in this entry.

5.4 Non-standard residues in protein, DNA, RNA chains [i](#)

There are no non-standard protein/DNA/RNA residues in this entry.

5.5 Carbohydrates [i](#)

There are no oligosaccharides in this entry.

5.6 Ligand geometry [i](#)

12 ligands are modelled in this entry.

In the following table, the Counts columns list the number of bonds (or angles) for which Mogul statistics could be retrieved, the number of bonds (or angles) that are observed in the model and the number of bonds (or angles) that are defined in the Chemical Component Dictionary. The Link column lists molecule types, if any, to which the group is linked. The Z score for a bond length (or angle) is the number of standard deviations the observed value is removed from the expected value. A bond length (or angle) with $|Z| > 2$ is considered an outlier worth inspection. RMSZ is the root-mean-square of all Z scores of the bond lengths (or angles).

Mol	Type	Chain	Res	Link	Bond lengths			Bond angles		
					Counts	RMSZ	$\# Z > 2$	Counts	RMSZ	$\# Z > 2$
2	ATP	E	801	-	28,33,33	0.84	1 (3%)	34,52,52	1.47	4 (11%)
2	ATP	A	802	-	28,33,33	0.91	1 (3%)	34,52,52	1.24	3 (8%)
2	ATP	G	802	-	28,33,33	0.92	1 (3%)	34,52,52	1.24	3 (8%)
2	ATP	D	801	-	28,33,33	0.83	1 (3%)	34,52,52	1.48	4 (11%)
2	ATP	F	801	-	28,33,33	0.83	0	34,52,52	1.47	4 (11%)
2	ATP	C	801	-	28,33,33	0.84	1 (3%)	34,52,52	1.48	4 (11%)
2	ATP	G	801	-	28,33,33	0.83	1 (3%)	34,52,52	1.47	4 (11%)
2	ATP	E	802	-	28,33,33	0.91	1 (3%)	34,52,52	1.25	3 (8%)
2	ATP	C	802	-	28,33,33	0.91	0	34,52,52	1.25	3 (8%)
2	ATP	D	802	-	28,33,33	0.92	1 (3%)	34,52,52	1.25	3 (8%)
2	ATP	F	802	-	28,33,33	0.91	1 (3%)	34,52,52	1.25	3 (8%)
2	ATP	A	801	-	28,33,33	0.83	0	34,52,52	1.47	4 (11%)

In the following table, the Chirals column lists the number of chiral outliers, the number of chiral centers analysed, the number of these observed in the model and the number defined in the Chemical Component Dictionary. Similar counts are reported in the Torsion and Rings columns. '-' means no outliers of that kind were identified.

Mol	Type	Chain	Res	Link	Chirals	Torsions	Rings
2	ATP	E	801	-	-	5/18/38/38	0/3/3/3
2	ATP	A	802	-	-	4/18/38/38	0/3/3/3
2	ATP	G	802	-	-	4/18/38/38	0/3/3/3
2	ATP	D	801	-	-	5/18/38/38	0/3/3/3
2	ATP	F	801	-	-	5/18/38/38	0/3/3/3
2	ATP	C	801	-	-	5/18/38/38	0/3/3/3
2	ATP	G	801	-	-	5/18/38/38	0/3/3/3
2	ATP	E	802	-	-	4/18/38/38	0/3/3/3
2	ATP	C	802	-	-	4/18/38/38	0/3/3/3
2	ATP	D	802	-	-	4/18/38/38	0/3/3/3
2	ATP	F	802	-	-	4/18/38/38	0/3/3/3
2	ATP	A	801	-	-	5/18/38/38	0/3/3/3

All (9) bond length outliers are listed below:

Mol	Chain	Res	Type	Atoms	Z	Observed(Å)	Ideal(Å)
2	F	802	ATP	O4'-C1'	2.11	1.43	1.40
2	D	802	ATP	O4'-C1'	2.10	1.43	1.40
2	G	802	ATP	O4'-C1'	2.05	1.43	1.40
2	E	801	ATP	O4'-C1'	2.05	1.43	1.40
2	A	802	ATP	O4'-C1'	2.03	1.43	1.40
2	C	801	ATP	O4'-C1'	2.02	1.43	1.40
2	D	801	ATP	O4'-C1'	2.02	1.43	1.40
2	G	801	ATP	O4'-C1'	2.02	1.43	1.40
2	E	802	ATP	O4'-C1'	2.01	1.43	1.40

All (42) bond angle outliers are listed below:

Mol	Chain	Res	Type	Atoms	Z	Observed(°)	Ideal(°)
2	D	801	ATP	N3-C2-N1	-4.27	122.88	128.67
2	A	801	ATP	N3-C2-N1	-4.25	122.90	128.67
2	C	801	ATP	N3-C2-N1	-4.25	122.91	128.67
2	G	801	ATP	N3-C2-N1	-4.24	122.91	128.67
2	F	801	ATP	N3-C2-N1	-4.23	122.93	128.67
2	E	801	ATP	N3-C2-N1	-4.22	122.94	128.67
2	F	801	ATP	O4'-C1'-N9	4.12	114.21	108.75
2	E	802	ATP	N3-C2-N1	-4.11	123.10	128.67
2	C	802	ATP	N3-C2-N1	-4.10	123.11	128.67
2	F	802	ATP	N3-C2-N1	-4.10	123.11	128.67
2	D	802	ATP	N3-C2-N1	-4.10	123.11	128.67

Continued on next page...

Continued from previous page...

Mol	Chain	Res	Type	Atoms	Z	Observed(°)	Ideal(°)
2	C	801	ATP	O4'-C1'-N9	4.10	114.18	108.75
2	A	801	ATP	O4'-C1'-N9	4.10	114.18	108.75
2	E	801	ATP	O4'-C1'-N9	4.09	114.17	108.75
2	D	801	ATP	O4'-C1'-N9	4.09	114.17	108.75
2	G	801	ATP	O4'-C1'-N9	4.09	114.17	108.75
2	G	802	ATP	N3-C2-N1	-4.08	123.14	128.67
2	A	802	ATP	N3-C2-N1	-4.06	123.16	128.67
2	E	802	ATP	C4-C5-N7	-2.78	106.40	109.34
2	F	802	ATP	C4-C5-N7	-2.77	106.41	109.34
2	D	802	ATP	C4-C5-N7	-2.76	106.42	109.34
2	A	802	ATP	C4-C5-N7	-2.75	106.43	109.34
2	C	802	ATP	C4-C5-N7	-2.75	106.44	109.34
2	G	802	ATP	C4-C5-N7	-2.73	106.45	109.34
2	A	801	ATP	C4-C5-N7	-2.67	106.51	109.34
2	D	801	ATP	C4-C5-N7	-2.66	106.53	109.34
2	C	801	ATP	C4-C5-N7	-2.64	106.55	109.34
2	G	801	ATP	C4-C5-N7	-2.64	106.55	109.34
2	E	801	ATP	C4-C5-N7	-2.64	106.55	109.34
2	F	801	ATP	C4-C5-N7	-2.63	106.56	109.34
2	E	802	ATP	O4'-C1'-N9	2.21	111.67	108.75
2	A	802	ATP	O4'-C1'-N9	2.20	111.67	108.75
2	C	802	ATP	O4'-C1'-N9	2.20	111.67	108.75
2	G	802	ATP	O4'-C1'-N9	2.19	111.65	108.75
2	F	802	ATP	O4'-C1'-N9	2.18	111.63	108.75
2	D	802	ATP	O4'-C1'-N9	2.17	111.62	108.75
2	E	801	ATP	C4'-O4'-C1'	-2.16	107.95	109.92
2	C	801	ATP	C4'-O4'-C1'	-2.15	107.96	109.92
2	A	801	ATP	C4'-O4'-C1'	-2.14	107.97	109.92
2	D	801	ATP	C4'-O4'-C1'	-2.13	107.97	109.92
2	G	801	ATP	C4'-O4'-C1'	-2.13	107.97	109.92
2	F	801	ATP	C4'-O4'-C1'	-2.11	107.99	109.92

There are no chirality outliers.

All (54) torsion outliers are listed below:

Mol	Chain	Res	Type	Atoms
2	A	801	ATP	C5'-O5'-PA-O1A
2	A	801	ATP	C5'-O5'-PA-O2A
2	A	801	ATP	C5'-O5'-PA-O3A
2	A	802	ATP	O4'-C4'-C5'-O5'
2	C	801	ATP	C5'-O5'-PA-O1A
2	C	801	ATP	C5'-O5'-PA-O2A

Continued on next page...

Continued from previous page...

Mol	Chain	Res	Type	Atoms
2	C	801	ATP	C5'-O5'-PA-O3A
2	C	802	ATP	O4'-C4'-C5'-O5'
2	D	801	ATP	C5'-O5'-PA-O1A
2	D	801	ATP	C5'-O5'-PA-O2A
2	D	801	ATP	C5'-O5'-PA-O3A
2	D	802	ATP	O4'-C4'-C5'-O5'
2	E	801	ATP	C5'-O5'-PA-O1A
2	E	801	ATP	C5'-O5'-PA-O2A
2	E	801	ATP	C5'-O5'-PA-O3A
2	E	802	ATP	O4'-C4'-C5'-O5'
2	F	801	ATP	C5'-O5'-PA-O1A
2	F	801	ATP	C5'-O5'-PA-O2A
2	F	801	ATP	C5'-O5'-PA-O3A
2	F	802	ATP	O4'-C4'-C5'-O5'
2	G	801	ATP	C5'-O5'-PA-O1A
2	G	801	ATP	C5'-O5'-PA-O2A
2	G	801	ATP	C5'-O5'-PA-O3A
2	G	802	ATP	O4'-C4'-C5'-O5'
2	C	801	ATP	C4'-C5'-O5'-PA
2	A	802	ATP	C3'-C4'-C5'-O5'
2	C	802	ATP	C3'-C4'-C5'-O5'
2	D	802	ATP	C3'-C4'-C5'-O5'
2	E	802	ATP	C3'-C4'-C5'-O5'
2	F	802	ATP	C3'-C4'-C5'-O5'
2	G	802	ATP	C3'-C4'-C5'-O5'
2	A	801	ATP	C4'-C5'-O5'-PA
2	D	801	ATP	C4'-C5'-O5'-PA
2	E	801	ATP	C4'-C5'-O5'-PA
2	F	801	ATP	C4'-C5'-O5'-PA
2	G	801	ATP	C4'-C5'-O5'-PA
2	A	802	ATP	C5'-O5'-PA-O1A
2	C	802	ATP	C5'-O5'-PA-O1A
2	D	802	ATP	C5'-O5'-PA-O1A
2	E	802	ATP	C5'-O5'-PA-O1A
2	F	802	ATP	C5'-O5'-PA-O1A
2	G	802	ATP	C5'-O5'-PA-O1A
2	A	801	ATP	PA-O3A-PB-O2B
2	C	801	ATP	PA-O3A-PB-O2B
2	D	801	ATP	PA-O3A-PB-O2B
2	E	801	ATP	PA-O3A-PB-O2B
2	F	801	ATP	PA-O3A-PB-O2B
2	G	801	ATP	PA-O3A-PB-O2B

Continued on next page...

Continued from previous page...

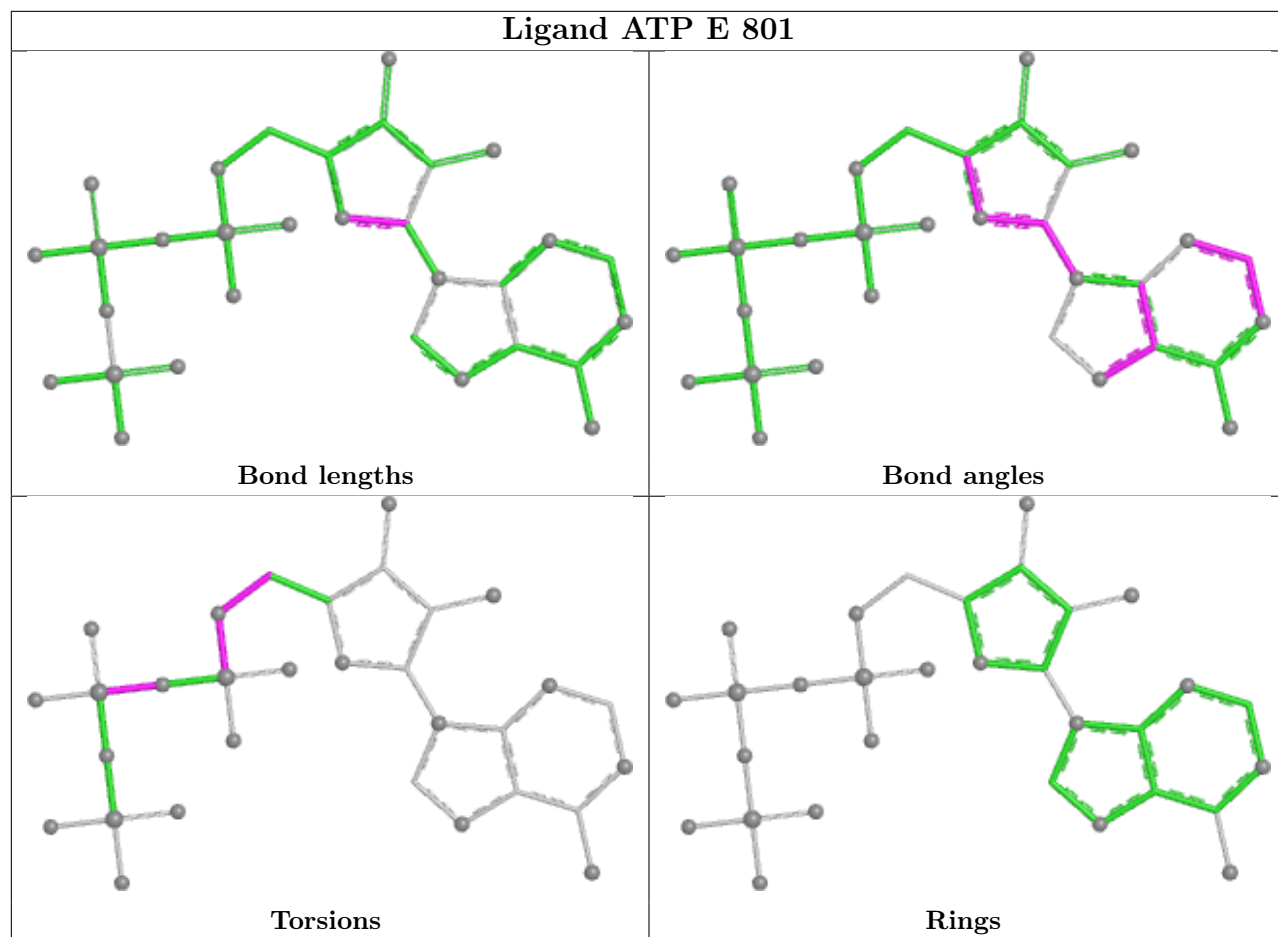
Mol	Chain	Res	Type	Atoms
2	A	802	ATP	PG-O3B-PB-O2B
2	C	802	ATP	PG-O3B-PB-O2B
2	D	802	ATP	PG-O3B-PB-O2B
2	E	802	ATP	PG-O3B-PB-O2B
2	F	802	ATP	PG-O3B-PB-O2B
2	G	802	ATP	PG-O3B-PB-O2B

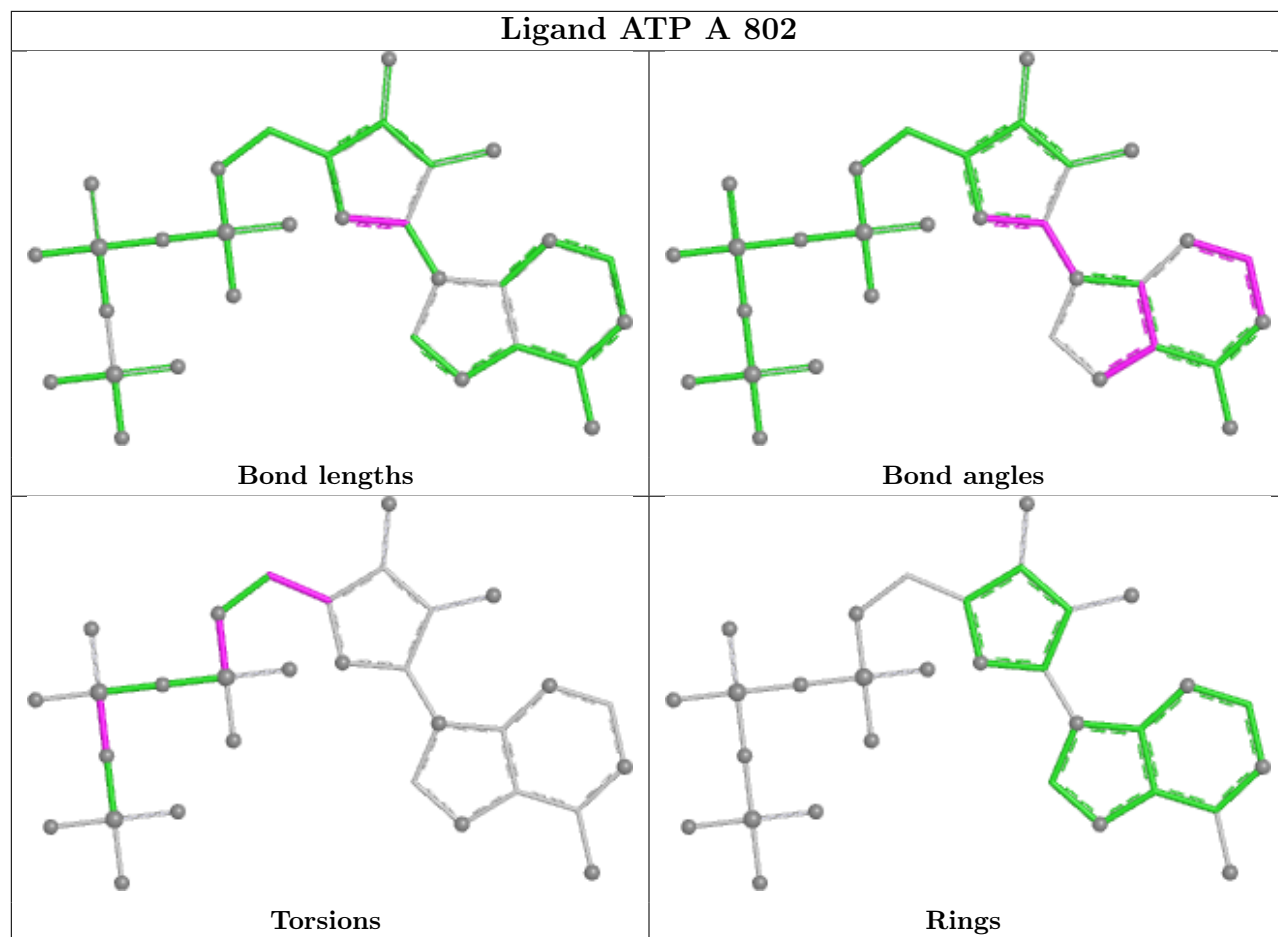
There are no ring outliers.

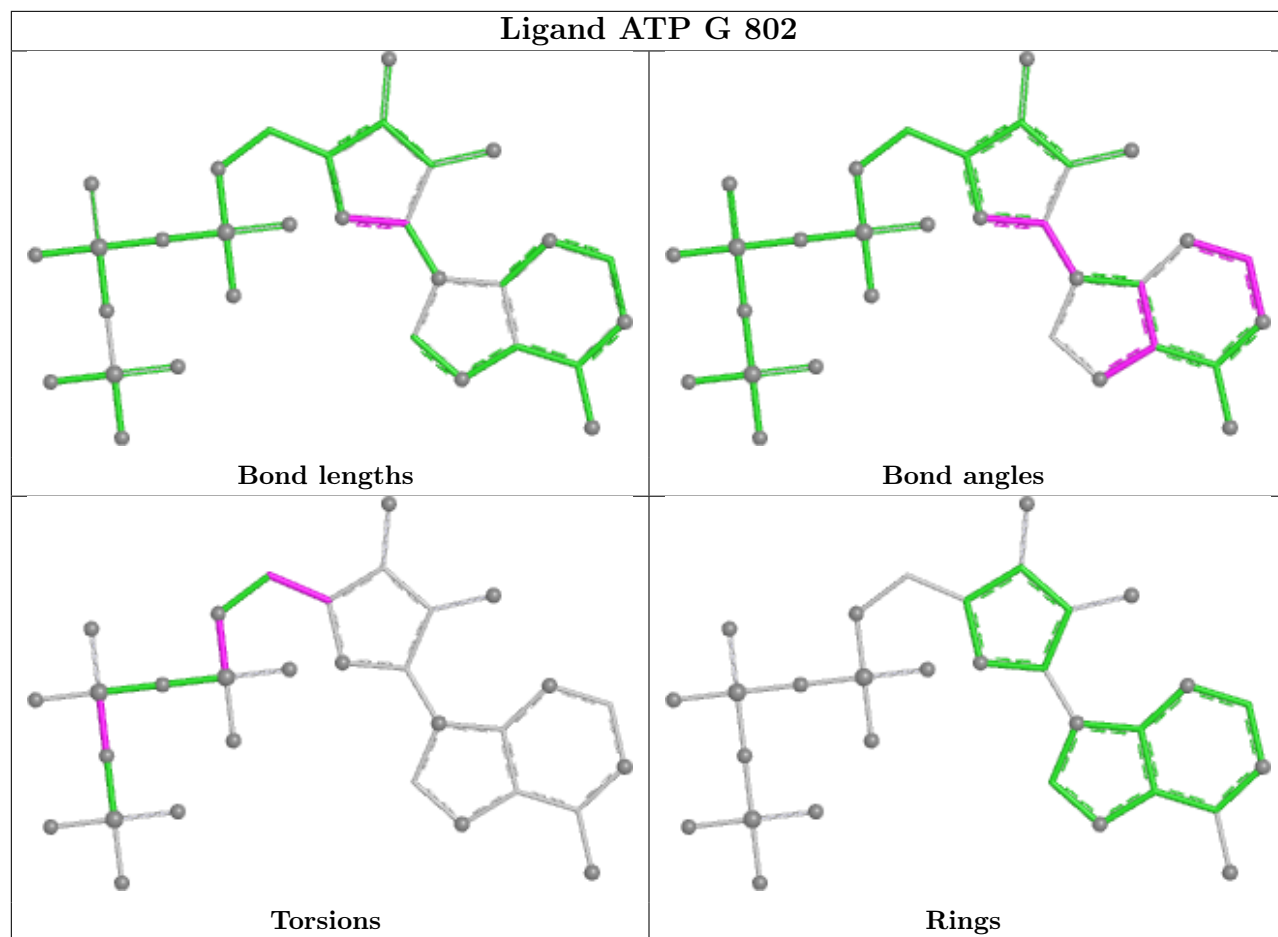
12 monomers are involved in 28 short contacts:

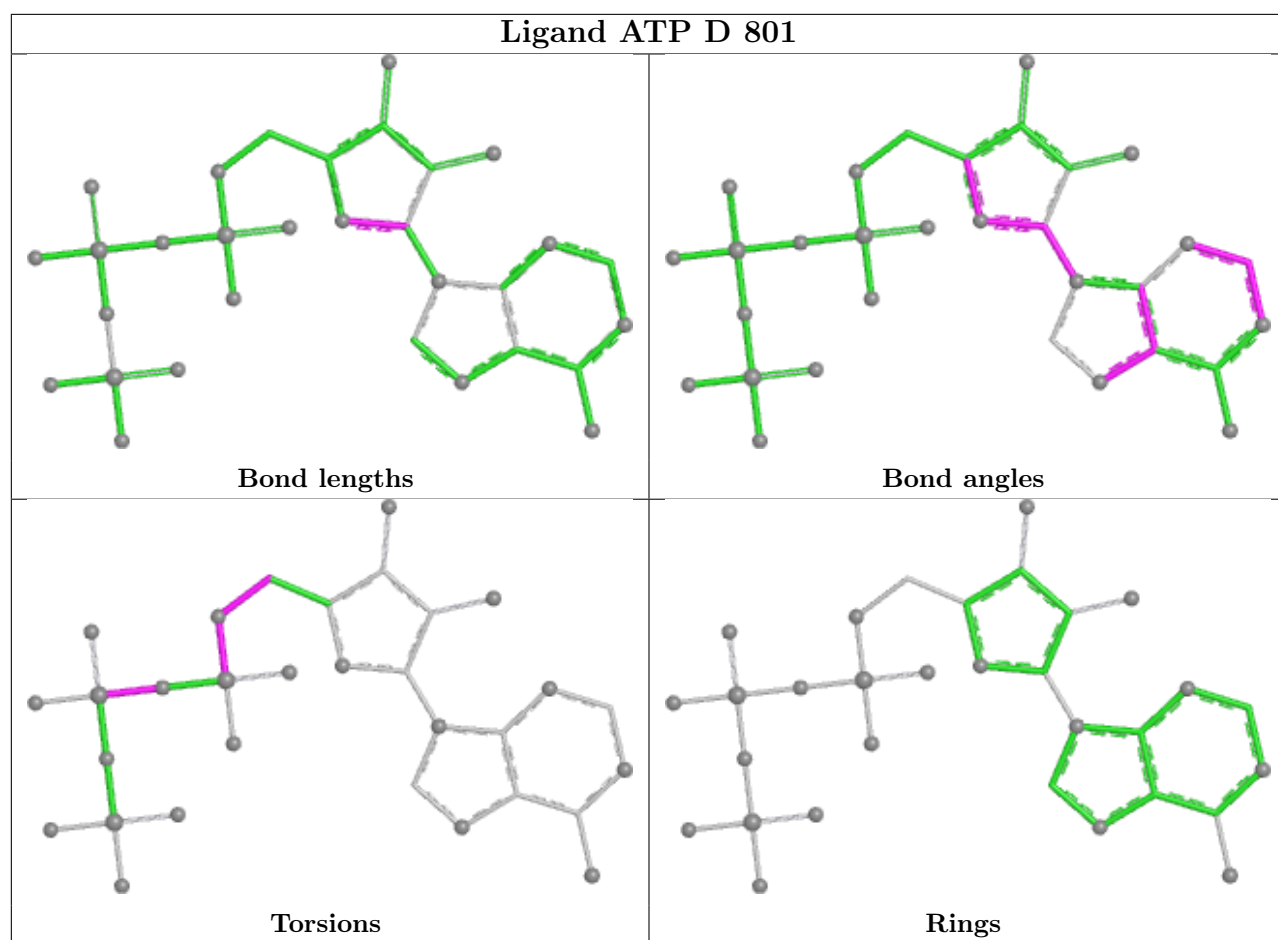
Mol	Chain	Res	Type	Clashes	Symm-Clashes
2	E	801	ATP	1	0
2	A	802	ATP	4	0
2	G	802	ATP	3	0
2	D	801	ATP	1	0
2	F	801	ATP	1	0
2	C	801	ATP	1	0
2	G	801	ATP	1	0
2	E	802	ATP	4	0
2	C	802	ATP	4	0
2	D	802	ATP	4	0
2	F	802	ATP	3	0
2	A	801	ATP	1	0

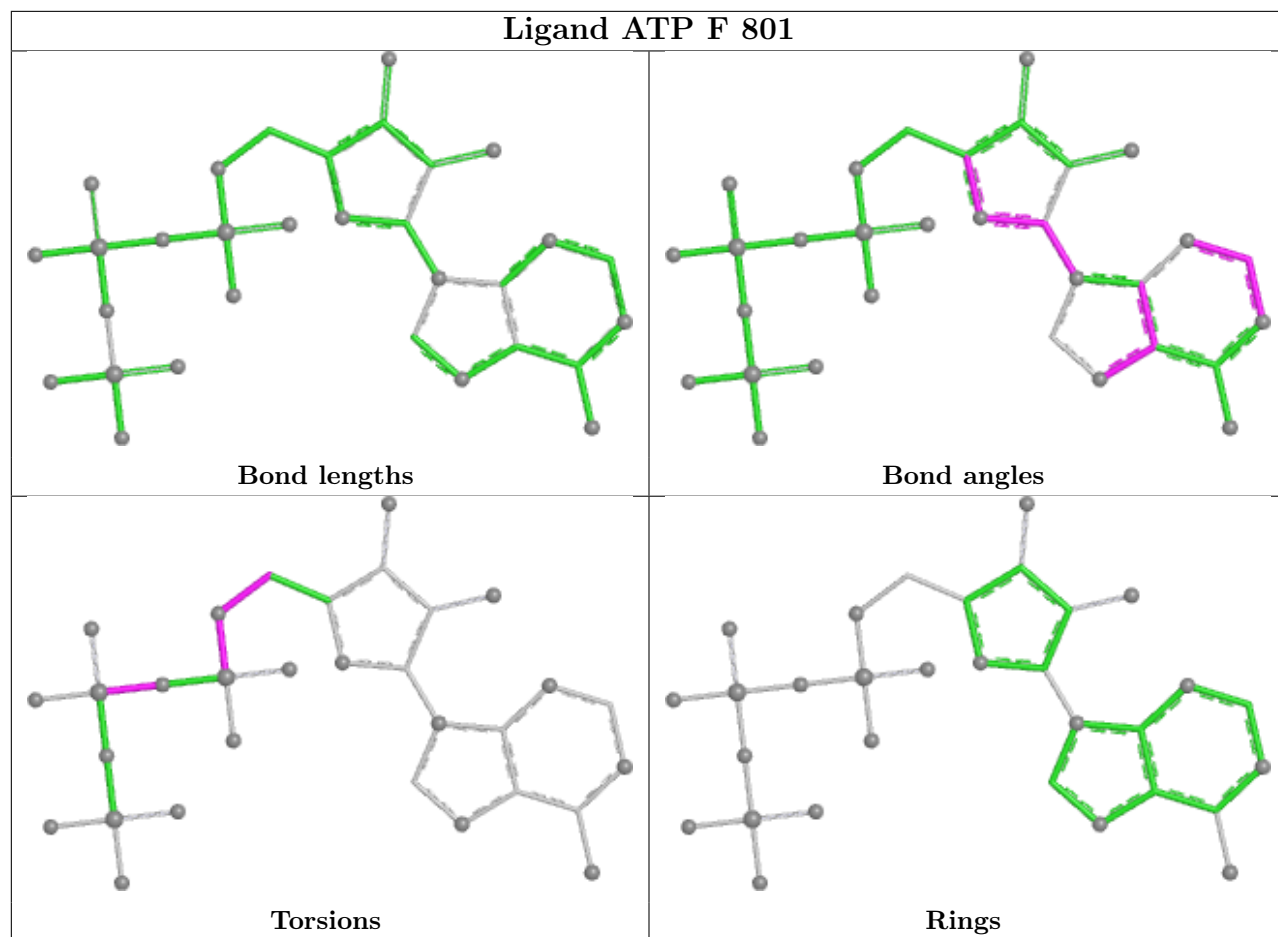
The following is a two-dimensional graphical depiction of Mogul quality analysis of bond lengths, bond angles, torsion angles, and ring geometry for all instances of the Ligand of Interest. In addition, ligands with molecular weight > 250 and outliers as shown on the validation Tables will also be included. For torsion angles, if less than 5% of the Mogul distribution of torsion angles is within 10 degrees of the torsion angle in question, then that torsion angle is considered an outlier. Any bond that is central to one or more torsion angles identified as an outlier by Mogul will be highlighted in the graph. For rings, the root-mean-square deviation (RMSD) between the ring in question and similar rings identified by Mogul is calculated over all ring torsion angles. If the average RMSD is greater than 60 degrees and the minimal RMSD between the ring in question and any Mogul-identified rings is also greater than 60 degrees, then that ring is considered an outlier. The outliers are highlighted in purple. The color gray indicates Mogul did not find sufficient equivalents in the CSD to analyse the geometry.

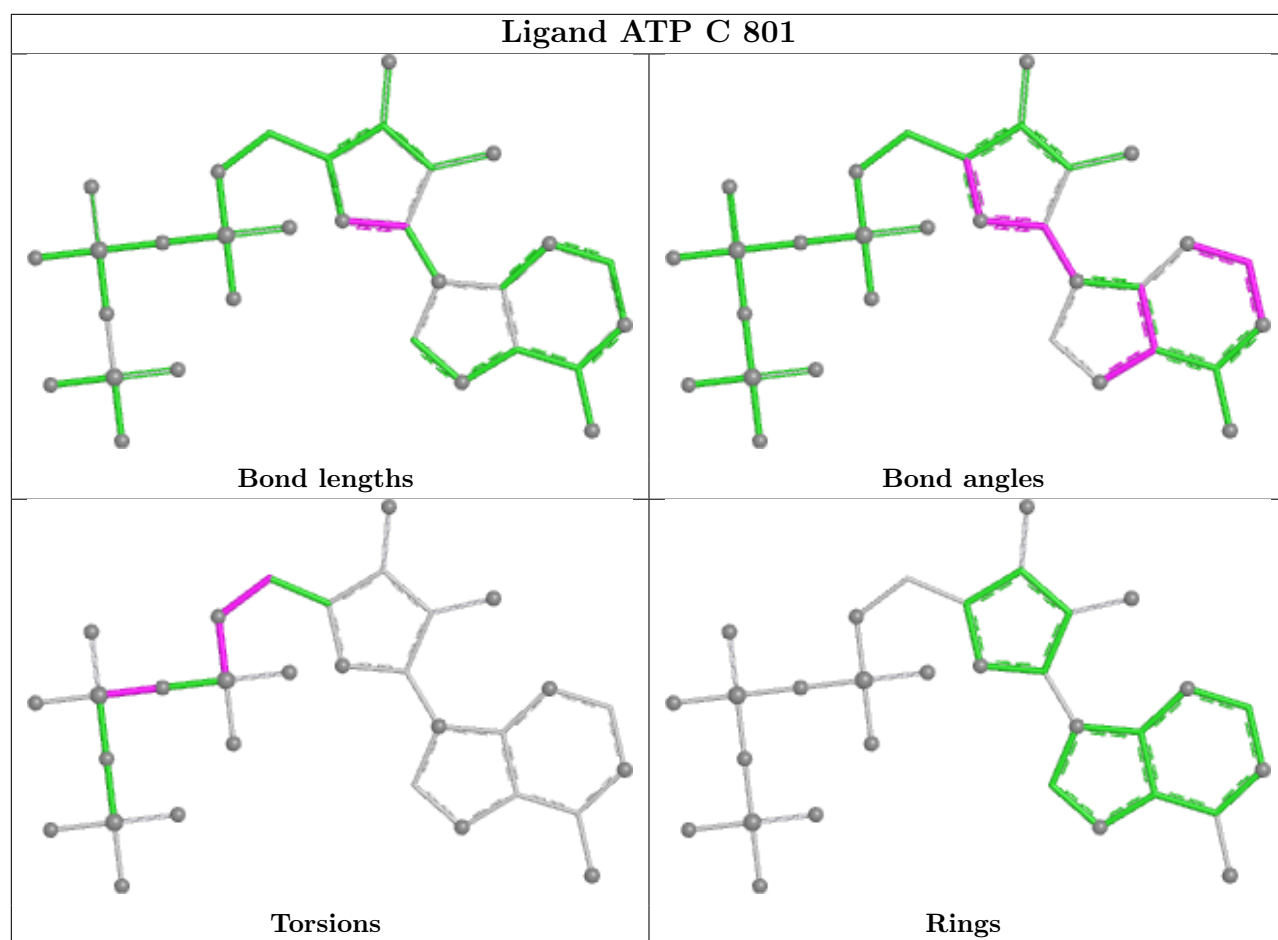


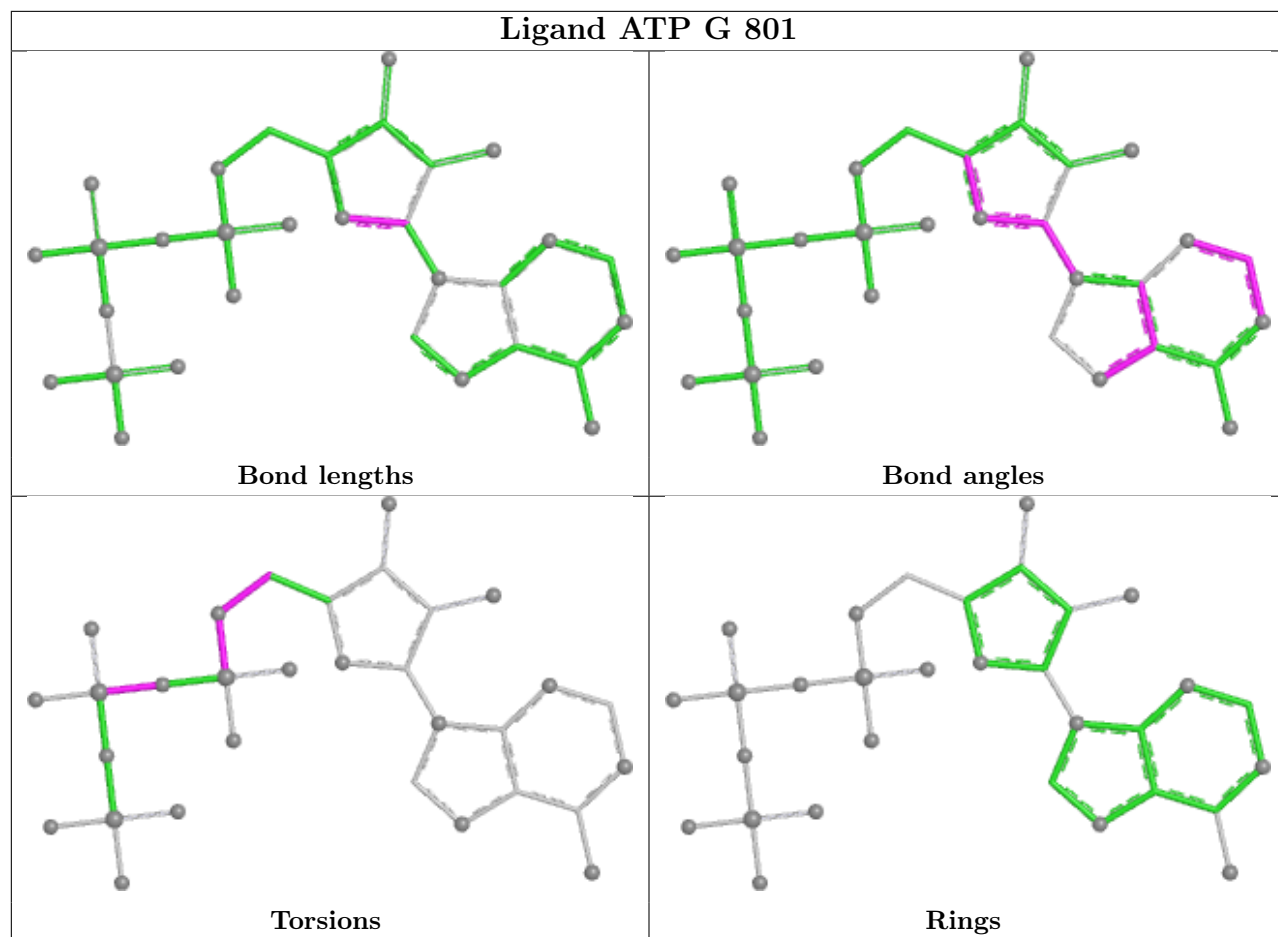


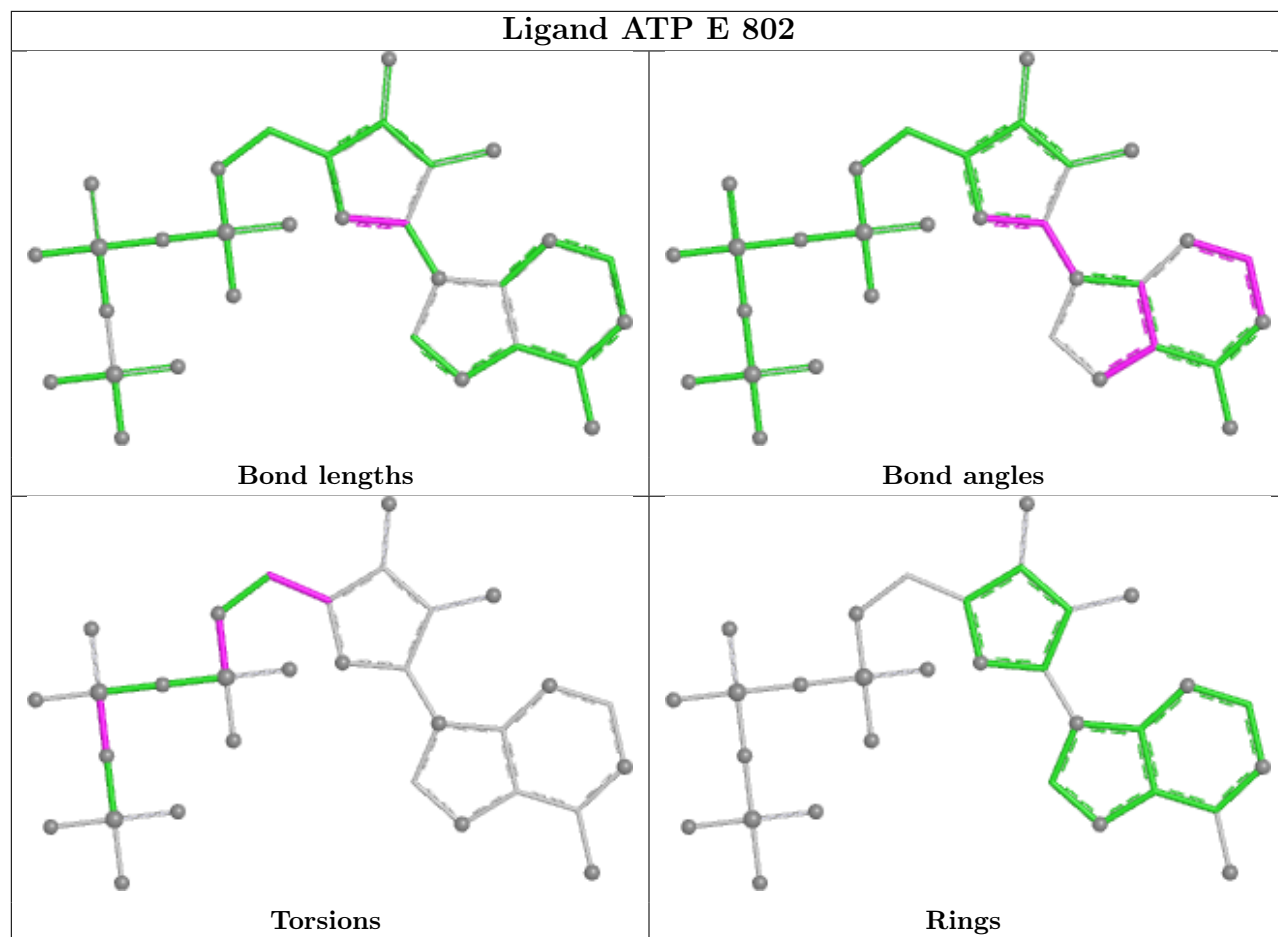


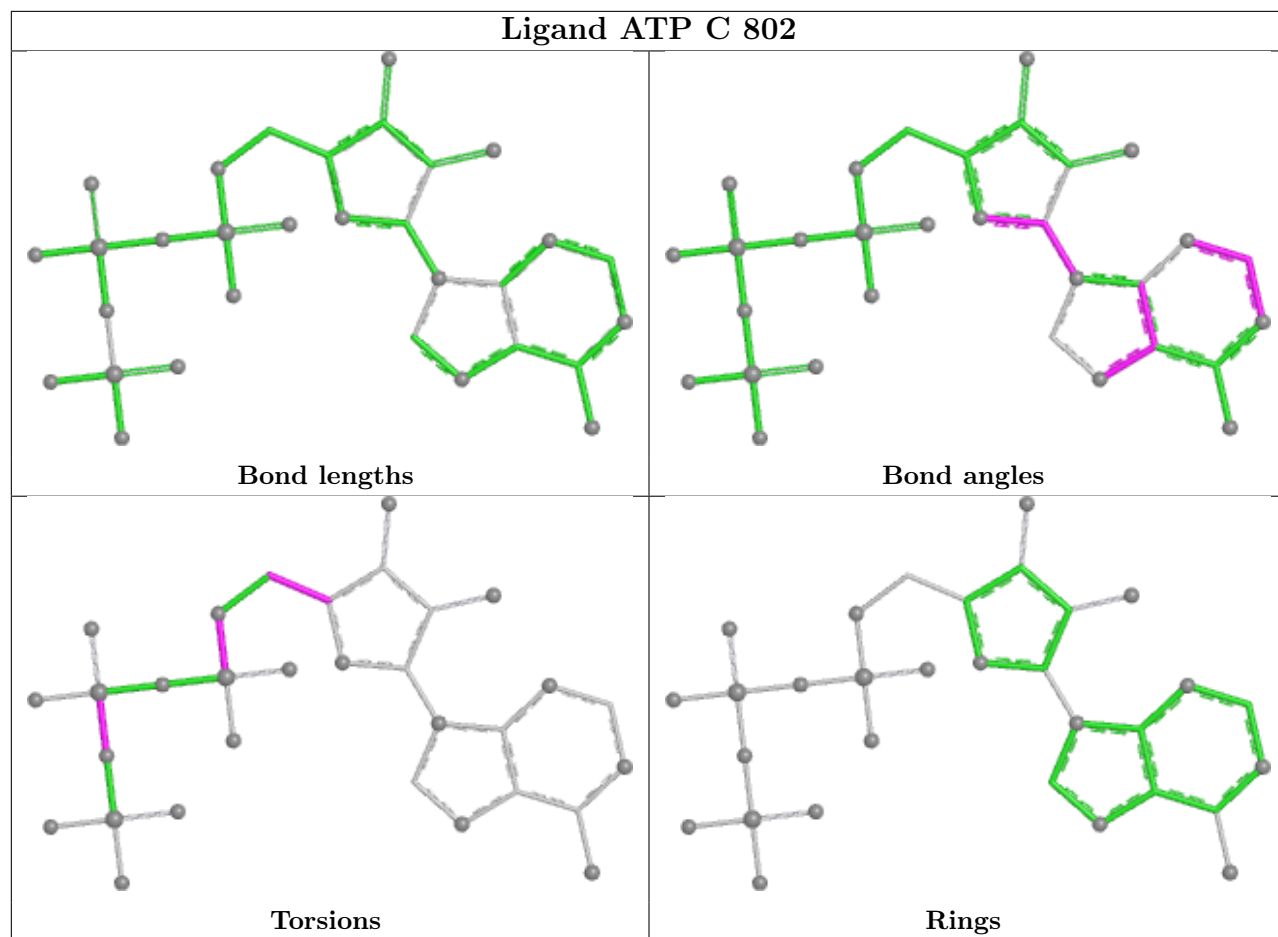


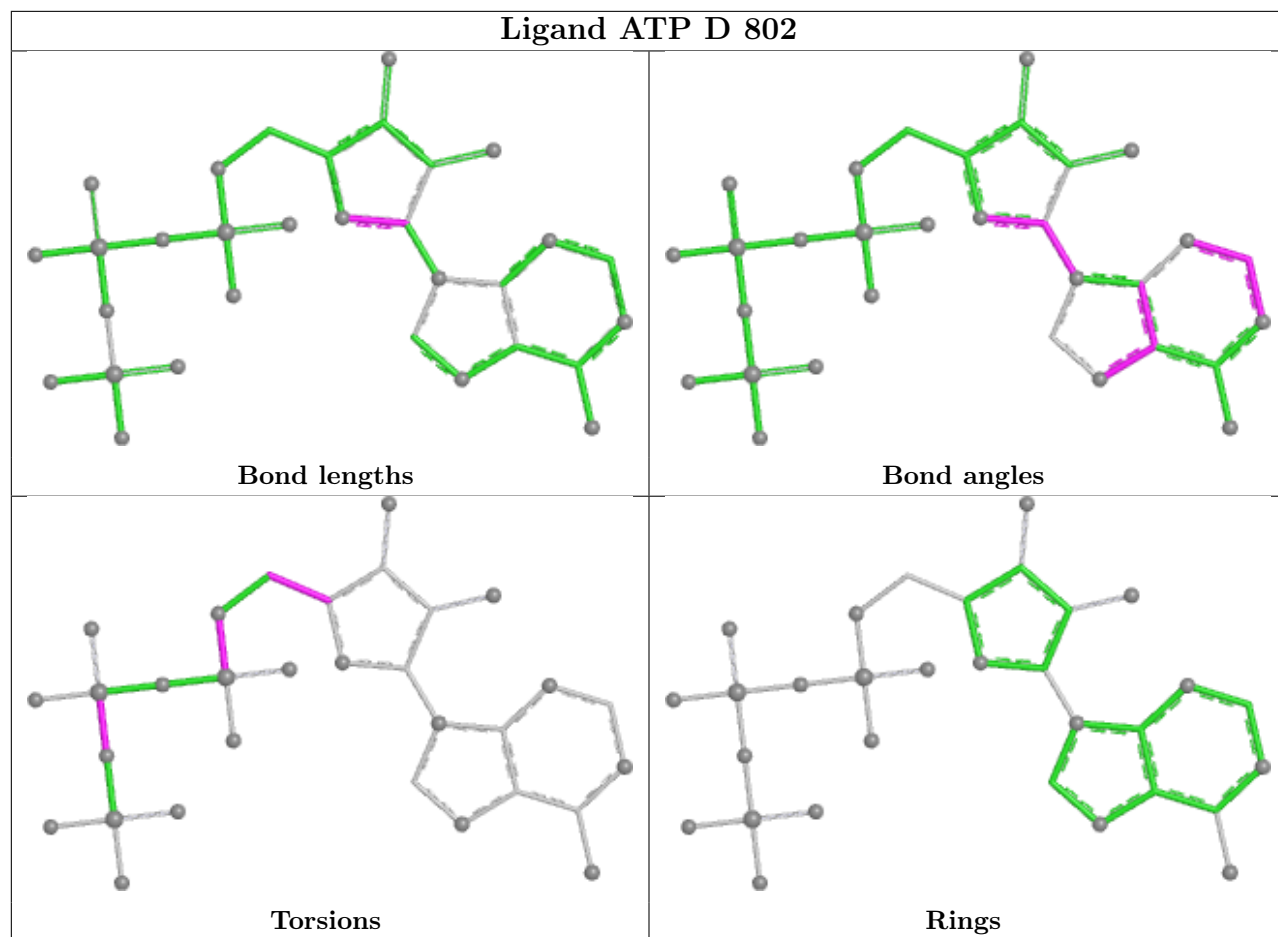




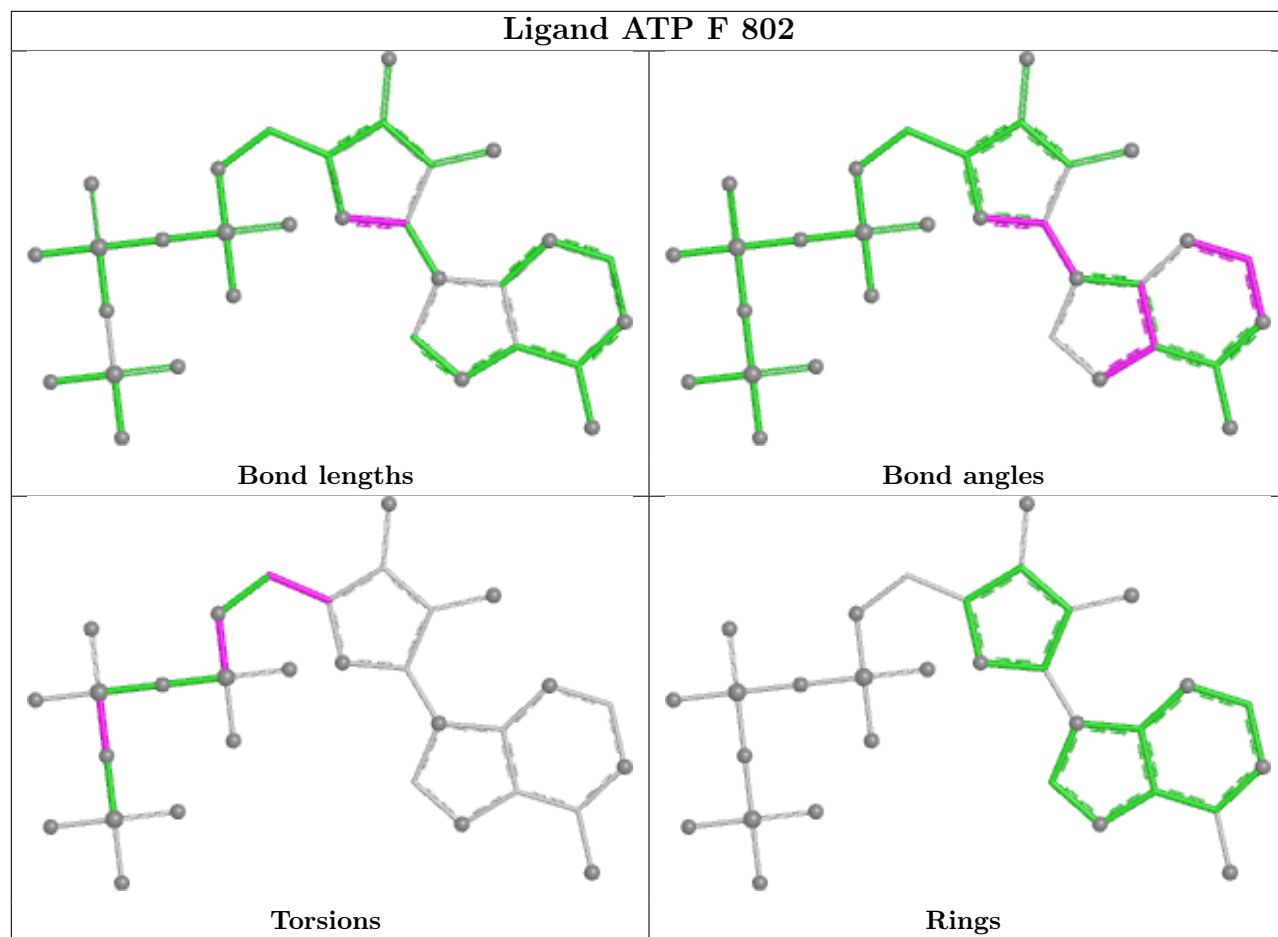


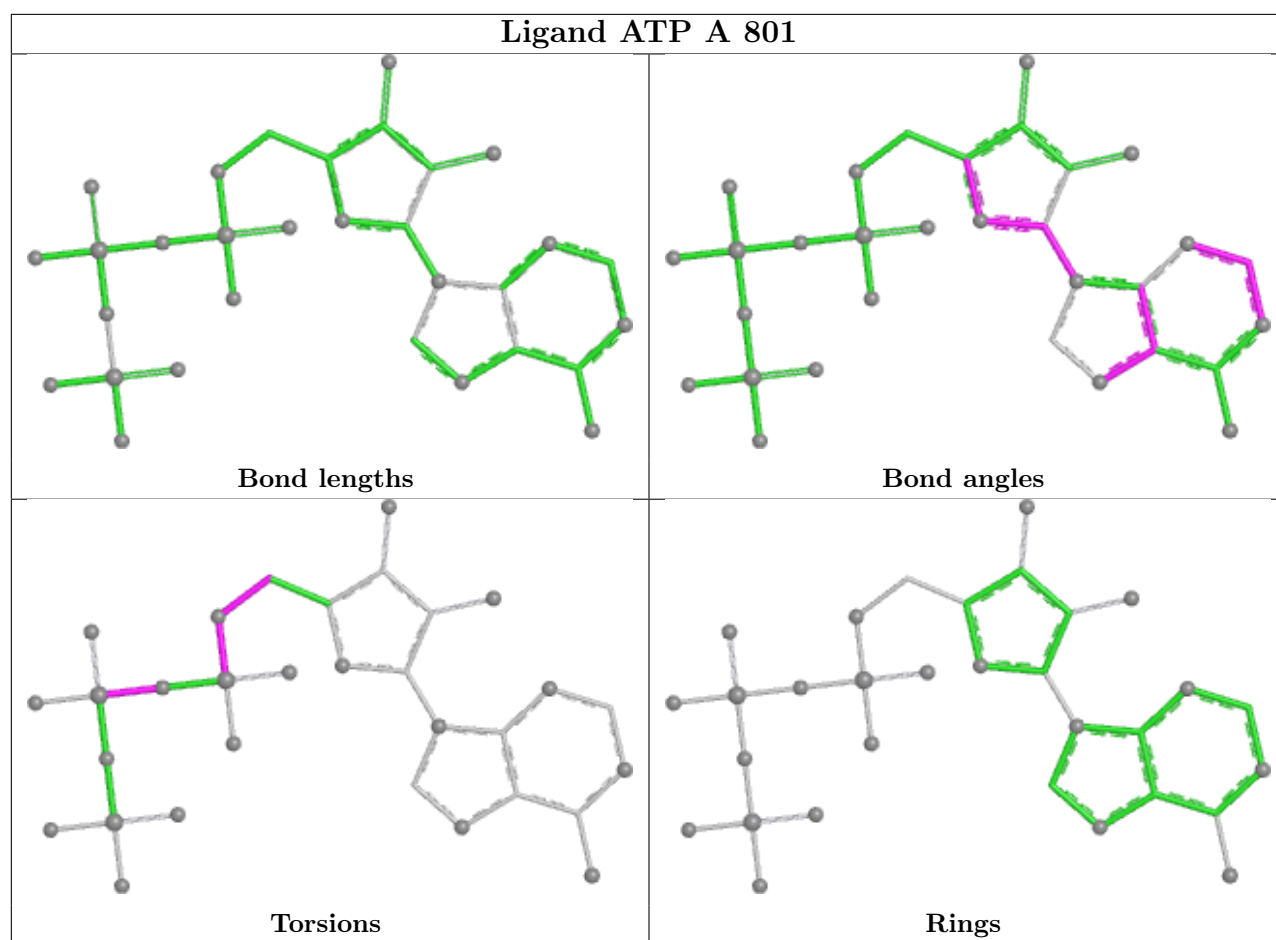






Ligand ATP F 802





5.7 Other polymers [i](#)

There are no such residues in this entry.

5.8 Polymer linkage issues [i](#)

There are no chain breaks in this entry.

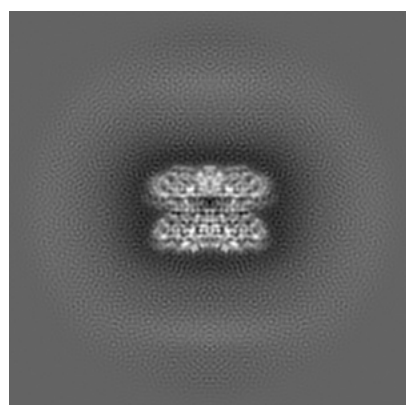
6 Map visualisation [i](#)

This section contains visualisations of the EMDB entry EMD-8658. These allow visual inspection of the internal detail of the map and identification of artifacts.

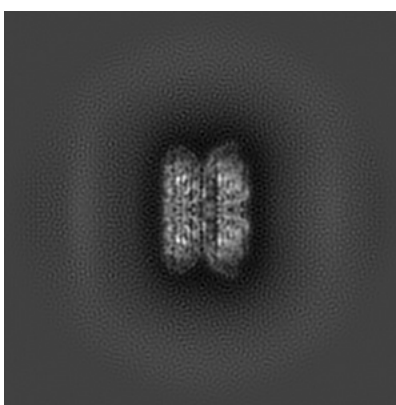
No raw map or half-maps were deposited for this entry and therefore no images, graphs, etc. pertaining to the raw map can be shown.

6.1 Orthogonal projections [i](#)

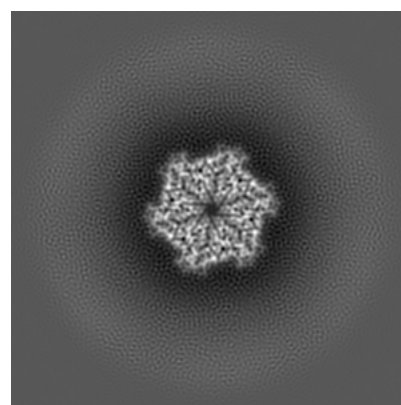
6.1.1 Primary map



X



Y

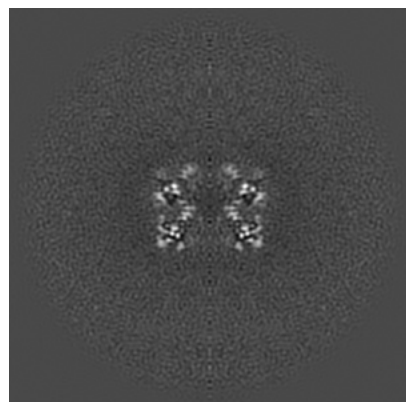


Z

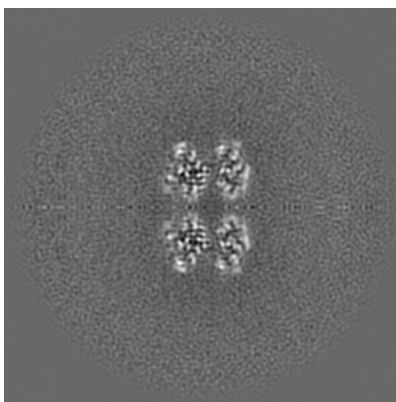
The images above show the map projected in three orthogonal directions.

6.2 Central slices [i](#)


6.2.1 Primary map



X Index: 128



Y Index: 128

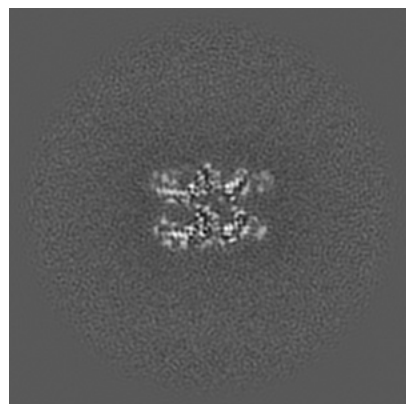


Z Index: 128

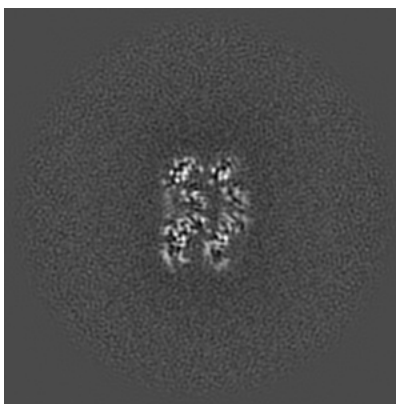
The images above show central slices of the map in three orthogonal directions.

6.3 Largest variance slices [i](#)


6.3.1 Primary map



X Index: 148



Y Index: 117




Z Index: 111


The images above show the largest variance slices of the map in three orthogonal directions.

6.4 Orthogonal standard-deviation projections (False-color) [i](#)


6.4.1 Primary map



X



Y




Z

The images above show the map standard deviation projections with false color in three orthogonal directions. Minimum values are shown in green, max in blue, and dark to light orange shades represent small to large values respectively.

6.5 Orthogonal surface views [i](#)

6.5.1 Primary map



The images above show the 3D surface view of the map at the recommended contour level 0.25. These images, in conjunction with the slice images, may facilitate assessment of whether an appropriate contour level has been provided.

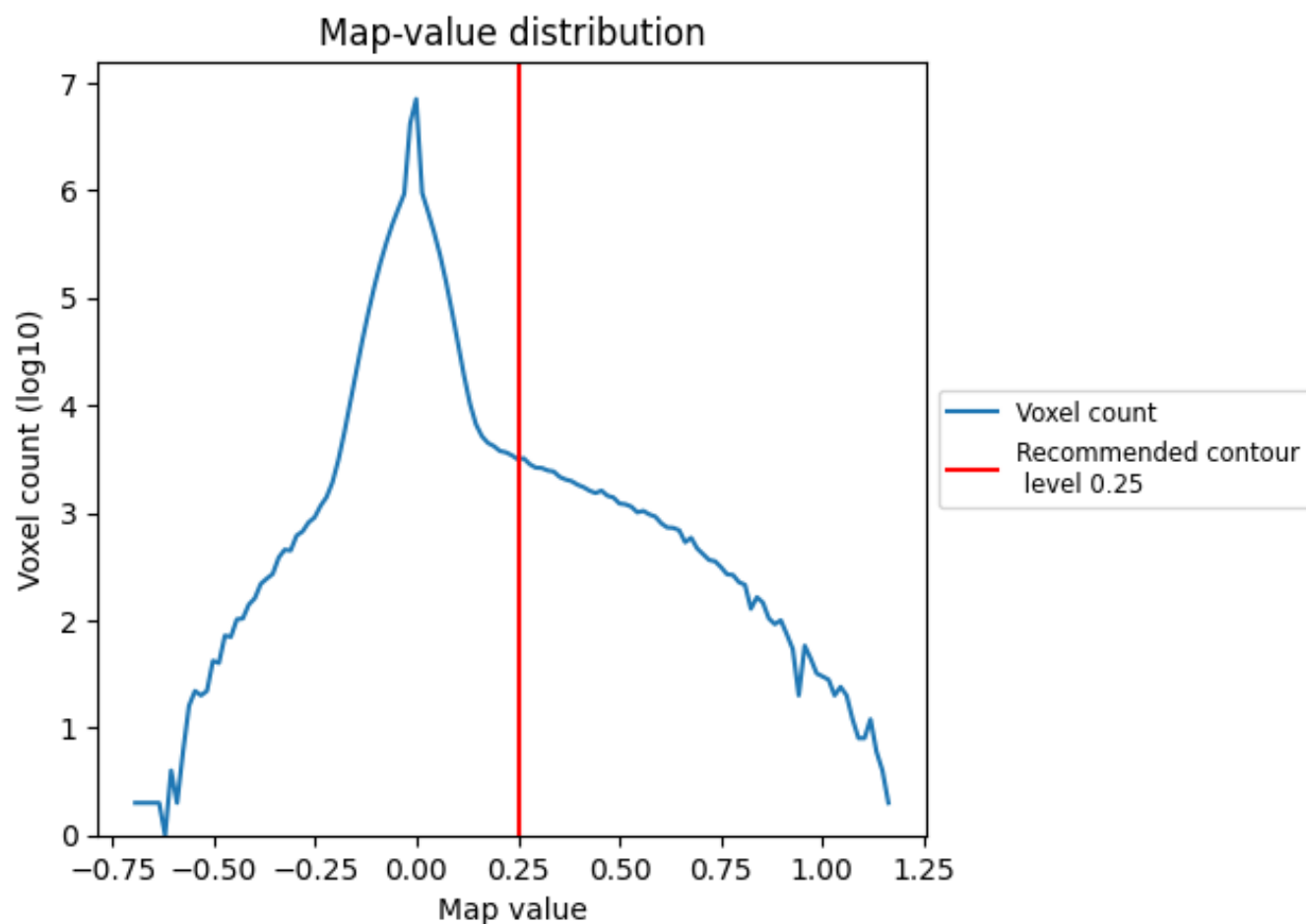
6.6 Mask visualisation [i](#)

This section was not generated. No masks/segmentation were deposited.

7 Map analysis [i](#)

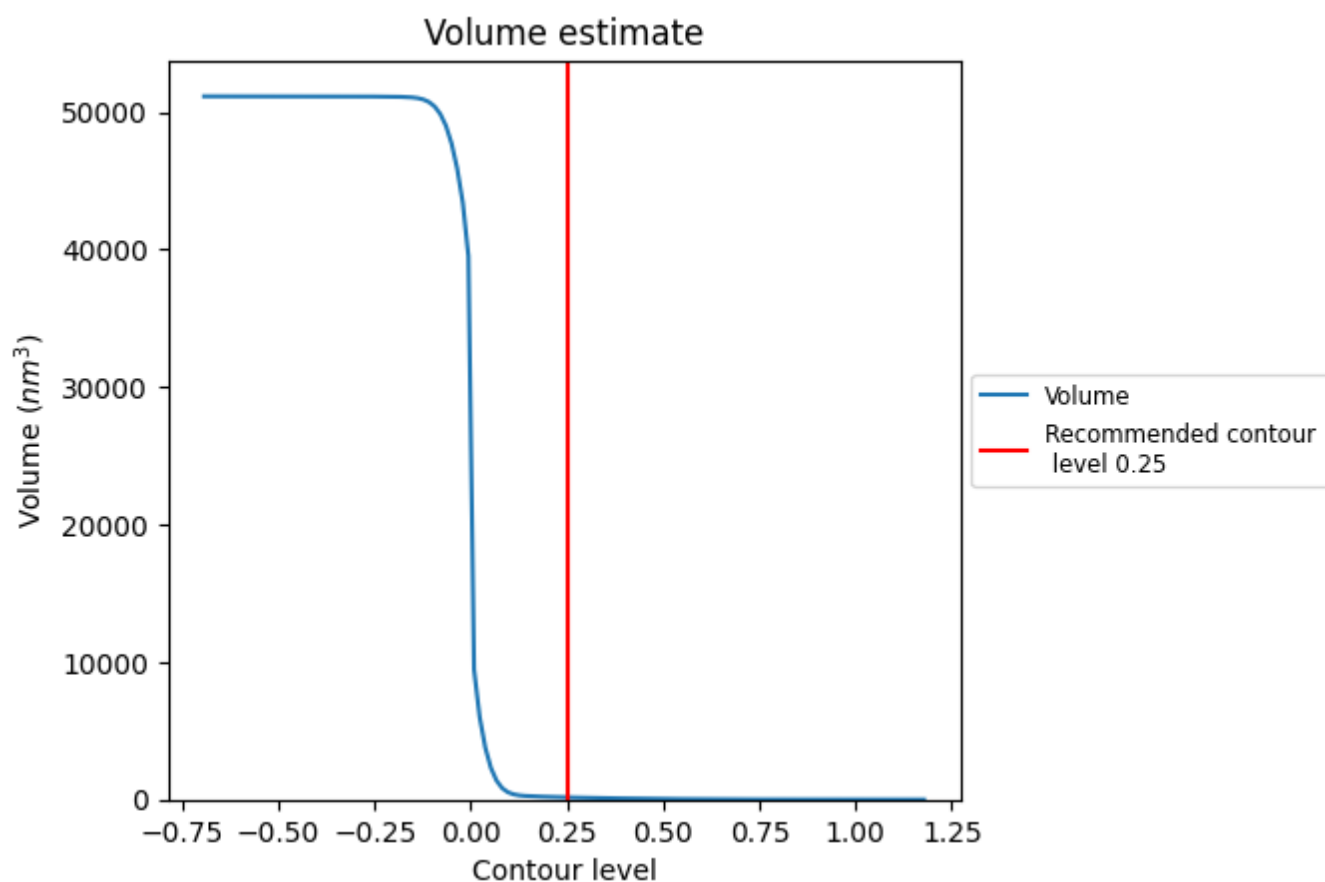
This section contains the results of statistical analysis of the map.

7.1 Map-value distribution [i](#)



The map-value distribution is plotted in 128 intervals along the x-axis. The y-axis is logarithmic. A spike in this graph at zero usually indicates that the volume has been masked.

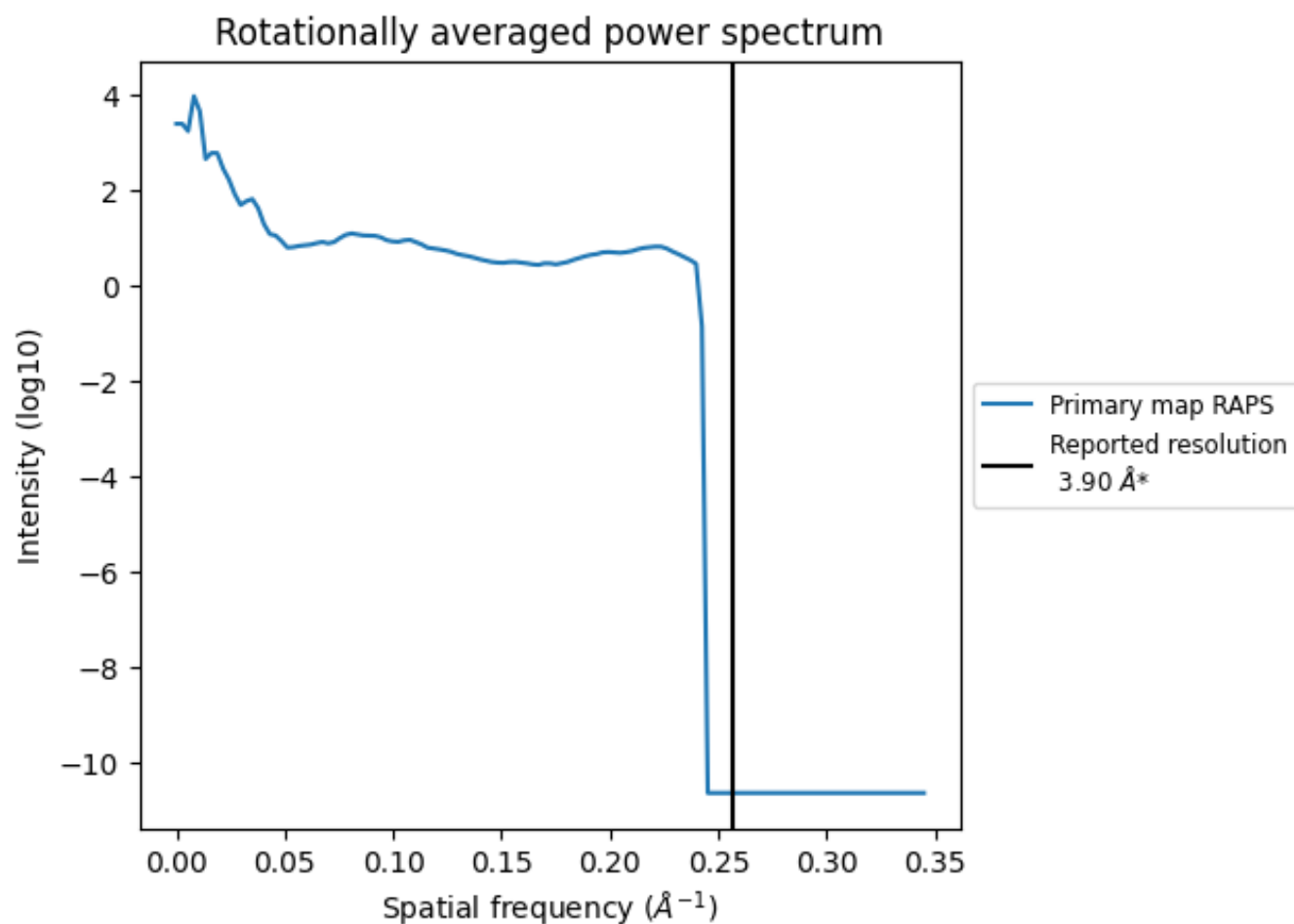
7.2 Volume estimate [i](#)



The volume at the recommended contour level is 159 nm³; this corresponds to an approximate mass of 144 kDa.

The volume estimate graph shows how the enclosed volume varies with the contour level. The recommended contour level is shown as a vertical line and the intersection between the line and the curve gives the volume of the enclosed surface at the given level.

7.3 Rotationally averaged power spectrum ⓘ



*Reported resolution corresponds to spatial frequency of 0.256 \AA^{-1}

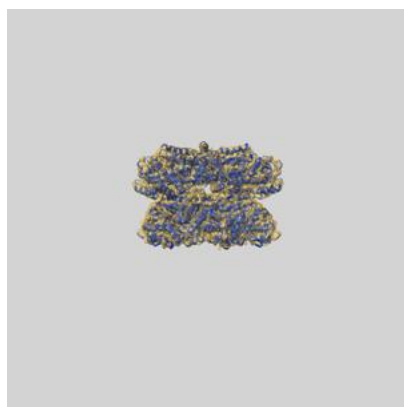
8 Fourier-Shell correlation

This section was not generated. No FSC curve or half-maps provided.

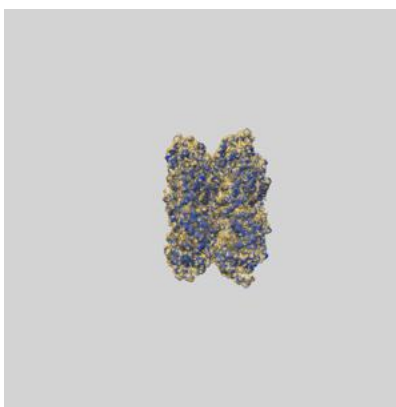
9 Map-model fit [i](#)

This section contains information regarding the fit between EMDB map EMD-8658 and PDB model 5VC7. Per-residue inclusion information can be found in section [3](#) on page [5](#).

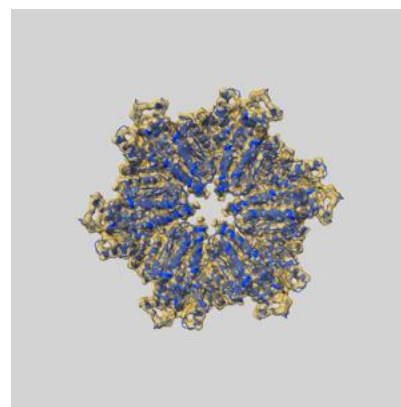
9.1 Map-model overlay [i](#)



X



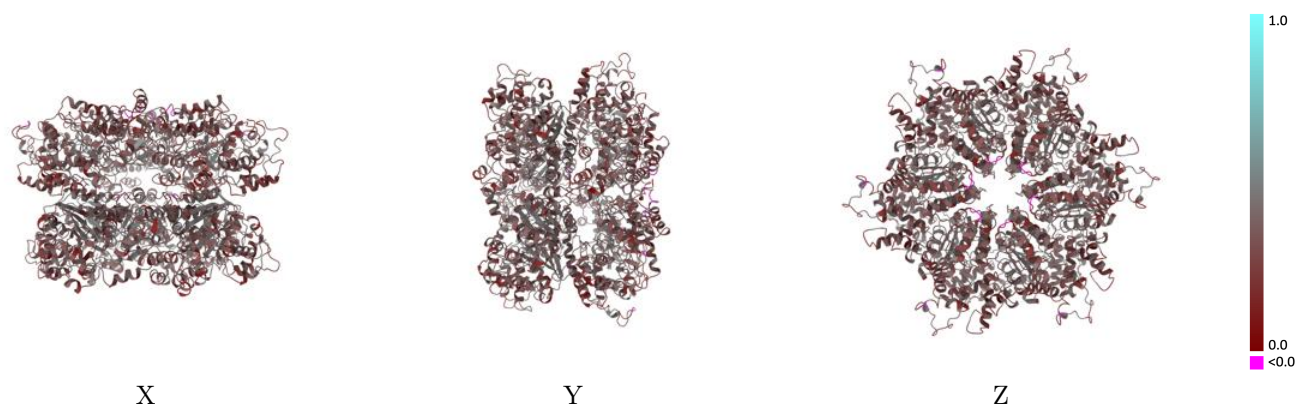
Y



Z

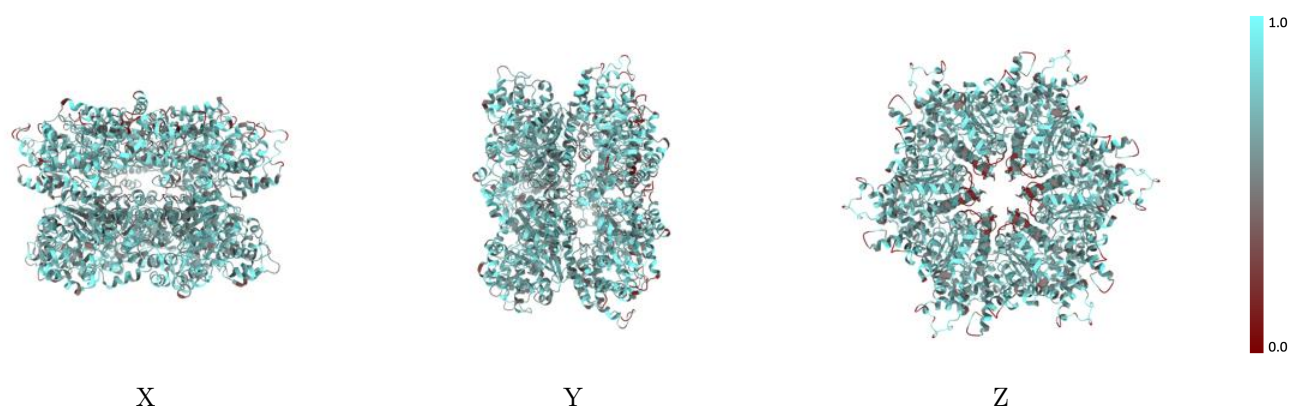
The images above show the 3D surface view of the map at the recommended contour level 0.25 at 50% transparency in yellow overlaid with a ribbon representation of the model coloured in blue. These images allow for the visual assessment of the quality of fit between the atomic model and the map.

9.2 Q-score mapped to coordinate model [i](#)



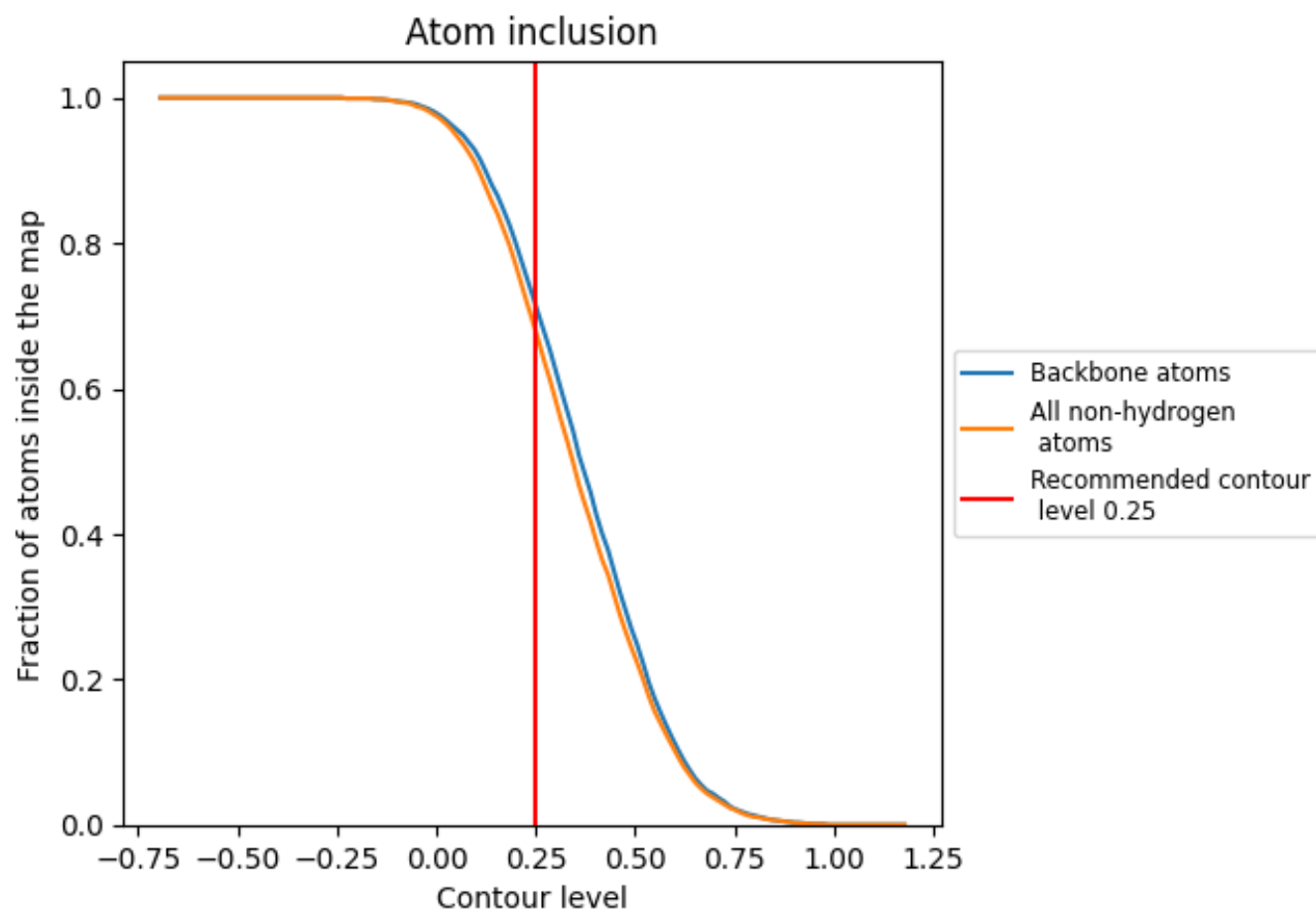
The images above show the model with each residue coloured according to its Q-score. This shows their resolvability in the map with higher Q-score values reflecting better resolvability. Please note: Q-score is calculating the resolvability of atoms, and thus high values are only expected at resolutions at which atoms can be resolved. Low Q-score values may therefore be expected for many entries.

9.3 Atom inclusion mapped to coordinate model [i](#)



The images above show the model with each residue coloured according to its atom inclusion. This shows to what extent they are inside the map at the recommended contour level (0.25).

9.4 Atom inclusion [i](#)



At the recommended contour level, 72% of all backbone atoms, 68% of all non-hydrogen atoms, are inside the map.

9.5 Map-model fit summary ⓘ

The table lists the average atom inclusion at the recommended contour level (0.25) and Q-score for the entire model and for each chain.

Chain	Atom inclusion	Q-score
All	<div><div></div>0.6790</div>	<div><div></div>0.3470</div>
A	<div><div></div>0.6860</div>	<div><div></div>0.3480</div>
C	<div><div></div>0.6840</div>	<div><div></div>0.3480</div>
D	<div><div></div>0.6890</div>	<div><div></div>0.3460</div>
E	<div><div></div>0.6870</div>	<div><div></div>0.3470</div>
F	<div><div></div>0.6840</div>	<div><div></div>0.3470</div>
G	<div><div></div>0.6890</div>	<div><div></div>0.3480</div>

1.0

0.0

<0.0