



wwPDB X-ray Structure Validation Summary Report ⓘ

Oct 22, 2024 – 11:00 PM EDT

PDB ID : 4V8I
Title : Crystal structure of YfiA bound to the 70S ribosome.
Authors : Polikanov, Y.S.; Blaha, G.M.; Steitz, T.A.
Deposited on : 2011-12-12
Resolution : 2.70 Å(reported)

This is a wwPDB X-ray Structure Validation Summary Report for a publicly released PDB entry.

We welcome your comments at validation@mail.wwpdb.org

A user guide is available at

<https://www.wwpdb.org/validation/2017/XrayValidationReportHelp>

with specific help available everywhere you see the ⓘ symbol.

The types of validation reports are described at

<http://www.wwpdb.org/validation/2017/FAQs#types>.

The following versions of software and data (see [references ⓘ](#)) were used in the production of this report:

MolProbity	:	4.02b-467
Xtriage (Phenix)	:	1.20.1
EDS	:	3.0
Percentile statistics	:	20231227.v01 (using entries in the PDB archive December 27th 2023)
CCP4	:	9.0.003 (Gargrove)
Density-Fitness	:	1.0.11
Ideal geometry (proteins)	:	Engh & Huber (2001)
Ideal geometry (DNA, RNA)	:	Parkinson et al. (1996)
Validation Pipeline (wwPDB-VP)	:	2.39

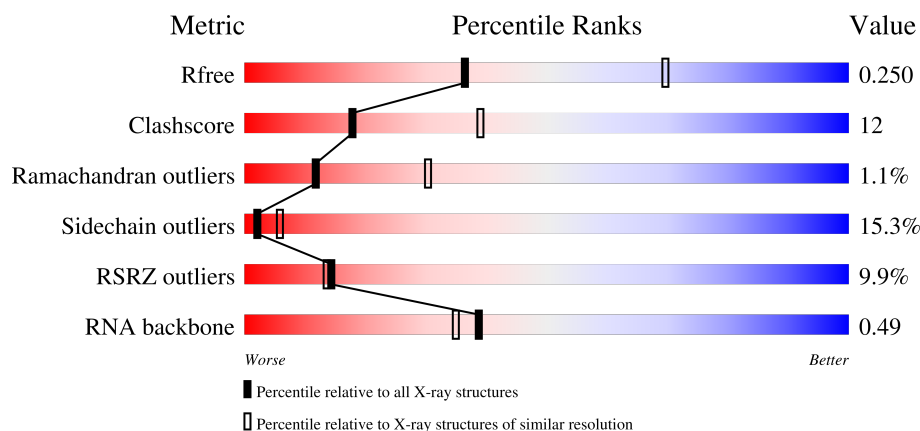
1 Overall quality at a glance

The following experimental techniques were used to determine the structure:

X-RAY DIFFRACTION

The reported resolution of this entry is 2.70 Å.

Percentile scores (ranging between 0-100) for global validation metrics of the entry are shown in the following graphic. The table shows the number of entries on which the scores are based.



Metric	Whole archive (#Entries)	Similar resolution (#Entries, resolution range(Å))
R_{free}	164625	3333 (2.70-2.70)
Clashscore	180529	3684 (2.70-2.70)
Ramachandran outliers	177936	3633 (2.70-2.70)
Sidechain outliers	177891	3633 (2.70-2.70)
RSRZ outliers	164620	3333 (2.70-2.70)
RNA backbone	3690	1028 (2.94-2.46)

The table below summarises the geometric issues observed across the polymeric chains and their fit to the electron density. The red, orange, yellow and green segments of the lower bar indicate the fraction of residues that contain outliers for ≥ 3 , 2, 1 and 0 types of geometric quality criteria respectively. A grey segment represents the fraction of residues that are not modelled. The numeric value for each fraction is indicated below the corresponding segment, with a dot representing fractions $\leq 5\%$. The upper red bar (where present) indicates the fraction of residues that have poor fit to the electron density. The numeric value is given above the bar.

Mol	Chain	Length	Quality of chain
1	AA	1522	<div> <div>5%</div> <div> <div>39%</div> <div>39%</div> <div>15%</div> <div>5%</div> </div> </div>
1	CA	1522	<div> <div>9%</div> <div> <div>35%</div> <div>41%</div> <div>18%</div> </div> </div>
2	AB	256	<div> <div>25%</div> <div> <div>47%</div> <div>36%</div> <div>6%</div> <div>11%</div> </div> </div>
2	CB	256	<div> <div>36%</div> <div> <div>50%</div> <div>36%</div> <div>6%</div> <div>8%</div> </div> </div>

Continued on next page...

Continued from previous page...

Mol	Chain	Length	Quality of chain
3	AC	239	
3	CC	239	
4	AD	209	
4	CD	209	
5	AE	162	
5	CE	162	
6	AF	101	
6	CF	101	
7	AG	156	
7	CG	156	
8	AH	138	
8	CH	138	
9	AI	128	
9	CI	128	
10	AJ	105	
10	CJ	105	
11	AK	129	
11	CK	129	
12	AL	132	
12	CL	132	
13	AM	126	
13	CM	126	
14	AN	61	
14	CN	61	
15	AO	89	

Continued on next page...

Continued from previous page...

Mol	Chain	Length	Quality of chain
15	CO	89	
16	AP	88	
16	CP	88	
17	AQ	105	
17	CQ	105	
18	AR	88	
18	CR	88	
19	AS	93	
19	CS	93	
20	AT	106	
20	CT	106	
21	AU	27	
21	CU	27	
22	AY	119	
22	CY	119	
23	BA	2915	
23	DA	2915	
24	BB	122	
24	DB	122	
25	BD	276	
25	DD	276	
26	BE	206	
26	DE	206	
27	BF	210	
27	DF	210	

Continued on next page...

Continued from previous page...

Mol	Chain	Length	Quality of chain
28	BG	182	
28	DG	182	
29	BH	180	
29	DH	180	
30	BI	148	
30	DI	148	
31	BN	140	
31	DN	140	
32	BO	122	
32	DO	122	
33	BP	150	
33	DP	150	
34	BQ	141	
34	DQ	141	
35	BR	118	
35	DR	118	
36	BS	112	
36	DS	112	
37	BT	146	
37	DT	146	
38	BU	118	
38	DU	118	
39	BV	101	
39	DV	101	
40	BW	113	

Continued on next page...

Continued from previous page...

Mol	Chain	Length	Quality of chain
40	DW	113	
41	BX	96	
41	DX	96	
42	BY	110	
42	DY	110	
43	BZ	206	
43	DZ	206	
44	B0	85	
44	D0	85	
45	B1	98	
45	D1	98	
46	B2	72	
46	D2	72	
47	B3	60	
47	D3	60	
48	B4	71	
48	D4	71	
49	B5	60	
49	D5	60	
50	B6	54	
50	D6	54	
51	B7	49	
51	D7	49	
52	B8	65	
52	D8	65	

Continued on next page...

Continued from previous page...

Mol	Chain	Length	Quality of chain
53	B9	37	
53	D9	37	

The following table lists non-polymeric compounds, carbohydrate monomers and non-standard residues in protein, DNA, RNA chains that are outliers for geometric or electron-density-fit criteria:

Mol	Type	Chain	Res	Chirality	Geometry	Clashes	Electron density
54	MG	AA	1621	-	-	-	X
54	MG	CA	1630	-	-	-	X
54	MG	DB	206	-	-	-	X

2 Entry composition

There are 56 unique types of molecules in this entry. The entry contains 287173 atoms, of which 0 are hydrogens and 0 are deuteriums.

In the tables below, the ZeroOcc column contains the number of atoms modelled with zero occupancy, the AltConf column contains the number of residues with at least one atom in alternate conformation and the Trace column contains the number of residues modelled with at most 2 atoms.

- Molecule 1 is a RNA chain called 16S Ribosomal RNA.

Mol	Chain	Residues	Atoms					ZeroOcc	AltConf	Trace
1	AA	1493	Total	C	N	O	P	0	0	0
			32102	14287	5955	10367	1493			
1	CA	1491	Total	C	N	O	P	0	0	0
			32056	14267	5945	10353	1491			

- Molecule 2 is a protein called 30S Ribosomal Protein S2.

Mol	Chain	Residues	Atoms					ZeroOcc	AltConf	Trace
2	AB	229	Total	C	N	O	S	0	0	0
			1777	1134	318	320	5			
2	CB	235	Total	C	N	O	S	0	0	1
			1817	1160	325	327	5			

- Molecule 3 is a protein called 30S Ribosomal Protein S3.

Mol	Chain	Residues	Atoms					ZeroOcc	AltConf	Trace
3	AC	206	Total	C	N	O	S	0	0	0
			1450	906	279	264	1			
3	CC	206	Total	C	N	O	S	0	0	0
			1453	908	280	264	1			

- Molecule 4 is a protein called 30S Ribosomal Protein S4.

Mol	Chain	Residues	Atoms					ZeroOcc	AltConf	Trace
4	AD	208	Total	C	N	O	S	0	0	0
			1520	960	283	272	5			
4	CD	208	Total	C	N	O	S	0	0	0
			1537	968	287	276	6			

- Molecule 5 is a protein called 30S Ribosomal Protein S5.

Mol	Chain	Residues	Atoms					ZeroOcc	AltConf	Trace
5	AE	148	Total	C	N	O	S	0	0	0
			1105	699	204	198	4			
5	CE	148	Total	C	N	O	S	0	0	0
			1106	700	204	198	4			

- Molecule 6 is a protein called 30S Ribosomal Protein S6.

Mol	Chain	Residues	Atoms					ZeroOcc	AltConf	Trace
6	AF	100	Total	C	N	O	S	0	0	0
			781	495	137	146	3			
6	CF	99	Total	C	N	O	S	0	0	0
			776	492	135	146	3			

- Molecule 7 is a protein called 30S Ribosomal Protein S7.

Mol	Chain	Residues	Atoms					ZeroOcc	AltConf	Trace
7	AG	155	Total	C	N	O	S	0	0	0
			1167	727	224	210	6			
7	CG	155	Total	C	N	O	S	0	0	0
			1164	726	224	208	6			

- Molecule 8 is a protein called 30S Ribosomal Protein S8.

Mol	Chain	Residues	Atoms					ZeroOcc	AltConf	Trace
8	AH	138	Total	C	N	O	S	0	0	0
			1045	665	188	190	2			
8	CH	138	Total	C	N	O	S	0	0	0
			1049	667	188	192	2			

- Molecule 9 is a protein called 30S Ribosomal Protein S9.

Mol	Chain	Residues	Atoms					ZeroOcc	AltConf	Trace
9	AI	125	Total	C	N	O		0	0	0
			852	533	163	156				
9	CI	125	Total	C	N	O		0	0	0
			849	531	161	157				

- Molecule 10 is a protein called 30S Ribosomal Protein S10.

Mol	Chain	Residues	Atoms					ZeroOcc	AltConf	Trace
10	AJ	96	Total	C	N	O		0	0	0
			659	408	131	120				

Continued on next page...

Continued from previous page...

Mol	Chain	Residues	Atoms				ZeroOcc	AltConf	Trace
10	CJ	96	Total	C	N	O	0	0	0
			657	407	129	121			

- Molecule 11 is a protein called 30S Ribosomal Protein S11.

Mol	Chain	Residues	Atoms					ZeroOcc	AltConf	Trace
11	AK	114	Total 828	C 516	N 155	O 154	S 3	0	0	0
11	CK	114	Total 828	C 516	N 155	O 154	S 3	0	0	0

- Molecule 12 is a protein called 30S Ribosomal Protein S12.

Mol	Chain	Residues	Atoms					ZeroOcc	AltConf	Trace
12	AL	122	Total	C	N	O	S	0	0	0
			909	570	179	159	1			
12	CL	122	Total	C	N	O	S	0	0	0
			905	567	178	159	1			

- Molecule 13 is a protein called 30S Ribosomal Protein S13.

Mol	Chain	Residues	Atoms					ZeroOcc	AltConf	Trace
13	AM	114	Total	C	N	O	S	0	0	0
			801	494	164	142	1			
13	CM	112	Total	C	N	O	S	0	0	0
			784	486	159	138	1			

- Molecule 14 is a protein called 30S Ribosomal Protein S14.

Mol	Chain	Residues	Atoms					ZeroOcc	AltConf	Trace
14	AN	60	Total 478	C 303	N 99	O 72	S 4	0	0	0
14	CN	60	Total 474	C 300	N 98	O 72	S 4	0	0	0

- Molecule 15 is a protein called 30S Ribosomal Protein S15.

Mol	Chain	Residues	Atoms					ZeroOcc	AltConf	Trace
15	AO	88	Total	C	N	O	S	0	0	0
			724	453	143	126	2			
15	CO	88	Total	C	N	O	S	0	0	0
			724	453	143	126	2			

- Molecule 16 is a protein called 30S Ribosomal Protein S16.

Mol	Chain	Residues	Atoms					ZeroOcc	AltConf	Trace
16	AP	82	Total	C	N	O	S	0	0	0
			651	416	123	111	1			
16	CP	82	Total	C	N	O	S	0	0	0
			661	421	126	113	1			

- Molecule 17 is a protein called 30S Ribosomal Protein S17.

Mol	Chain	Residues	Atoms					ZeroOcc	AltConf	Trace
17	AQ	99	Total	C	N	O	S	0	0	0
			823	528	151	142	2			
17	CQ	99	Total	C	N	O	S	0	0	0
			819	525	150	142	2			

- Molecule 18 is a protein called 30S Ribosomal Protein S18.

Mol	Chain	Residues	Atoms				ZeroOcc	AltConf	Trace
18	AR	68	Total	C	N	O	0	0	0
			514	329	98	87			
18	CR	68	Total	C	N	O	0	0	0
			514	329	98	87			

- Molecule 19 is a protein called 30S Ribosomal Protein S19.

Mol	Chain	Residues	Atoms					ZeroOcc	AltConf	Trace
19	AS	81	Total	C	N	O	S	0	0	0
			560	351	108	99	2			
19	CS	78	Total	C	N	O	S	0	0	0
			549	345	106	96	2			

- Molecule 20 is a protein called 30S Ribosomal Protein S20.

Mol	Chain	Residues	Atoms					ZeroOcc	AltConf	Trace
20	AT	96	Total	C	N	O	S	0	0	0
			699	430	150	117	2			
20	CT	104	Total	C	N	O	S	0	0	0
			773	476	162	133	2			

- Molecule 21 is a protein called 30S Ribosomal Protein THX.

Mol	Chain	Residues	Atoms				ZeroOcc	AltConf	Trace
21	AU	23	Total	C	N	O	0	0	0
			199	122	48	29			
21	CU	23	Total	C	N	O	0	0	0
			180	112	41	27			

- Molecule 22 is a protein called Ribosome-associated inhibitor A.

Mol	Chain	Residues	Atoms					ZeroOcc	AltConf	Trace
22	AY	95	Total	C	N	O	S	0	0	0
			754	472	142	137	3			
22	CY	94	Total	C	N	O	S	0	0	0
			739	461	138	137	3			

There are 12 discrepancies between the modelled and reference sequences:

Chain	Residue	Modelled	Actual	Comment	Reference
AY	114	HIS	-	expression tag	UNP P0AD49
AY	115	HIS	-	expression tag	UNP P0AD49
AY	116	HIS	-	expression tag	UNP P0AD49
AY	117	HIS	-	expression tag	UNP P0AD49
AY	118	HIS	-	expression tag	UNP P0AD49
AY	119	HIS	-	expression tag	UNP P0AD49
CY	114	HIS	-	expression tag	UNP P0AD49
CY	115	HIS	-	expression tag	UNP P0AD49
CY	116	HIS	-	expression tag	UNP P0AD49
CY	117	HIS	-	expression tag	UNP P0AD49
CY	118	HIS	-	expression tag	UNP P0AD49
CY	119	HIS	-	expression tag	UNP P0AD49

- Molecule 23 is a RNA chain called 23S Ribosomal RNA.

Mol	Chain	Residues	Atoms					ZeroOcc	AltConf	Trace
23	BA	2827	Total	C	N	O	P	0	0	0
			60898	27101	11400	19571	2826			
23	DA	2798	Total	C	N	O	P	0	0	0
			60264	26820	11274	19374	2796			

- Molecule 24 is a RNA chain called 5S Ribosomal RNA.

Mol	Chain	Residues	Atoms					ZeroOcc	AltConf	Trace
24	BB	120	Total	C	N	O	P	0	0	0
			2573	1146	476	832	119			

Continued on next page...

Continued from previous page...

Mol	Chain	Residues	Atoms					ZeroOcc	AltConf	Trace
24	DB	120	Total	C	N	O	P	0	0	0
			2573	1146	476	832	119			

- Molecule 25 is a protein called 50S Ribosomal Protein L2.

Mol	Chain	Residues	Atoms					ZeroOcc	AltConf	Trace
25	BD	275	Total	C	N	O	S	0	0	0
			2136	1349	423	361	3			
25	DD	275	Total	C	N	O	S	0	0	0
			2136	1349	423	361	3			

- Molecule 26 is a protein called 50S Ribosomal Protein L3.

Mol	Chain	Residues	Atoms					ZeroOcc	AltConf	Trace
26	BE	204	Total	C	N	O	S	0	0	0
			1555	982	297	270	6			
26	DE	204	Total	C	N	O	S	0	0	0
			1555	982	297	270	6			

- Molecule 27 is a protein called 50S Ribosomal Protein L4.

Mol	Chain	Residues	Atoms					ZeroOcc	AltConf	Trace
27	BF	203	Total	C	N	O	S	0	0	1
			1577	1004	298	273	2			
27	DF	203	Total	C	N	O	S	0	0	1
			1572	1003	298	269	2			

- Molecule 28 is a protein called 50S Ribosomal Protein L5.

Mol	Chain	Residues	Atoms					ZeroOcc	AltConf	Trace
28	BG	181	Total	C	N	O	S	0	0	0
			1368	879	242	244	3			
28	DG	181	Total	C	N	O	S	0	0	0
			1368	879	242	244	3			

- Molecule 29 is a protein called 50S Ribosomal Protein L6.

Mol	Chain	Residues	Atoms					ZeroOcc	AltConf	Trace
29	BH	174	Total	C	N	O	S	0	0	0
			1317	837	243	236	1			
29	DH	174	Total	C	N	O	S	0	0	0
			1317	837	243	236	1			

- Molecule 30 is a protein called 50S Ribosomal Protein L9.

Mol	Chain	Residues	Atoms					ZeroOcc	AltConf	Trace
30	BI	146	Total	C	N	O	S	0	0	0
			1043	672	180	190	1			
30	DI	146	Total	C	N	O	S	0	0	0
			1043	672	180	190	1			

- Molecule 31 is a protein called 50S Ribosomal Protein L13.

Mol	Chain	Residues	Atoms					ZeroOcc	AltConf	Trace
31	BN	140	Total	C	N	O	S	0	0	0
			1112	717	207	184	4			
31	DN	140	Total	C	N	O	S	0	0	0
			1112	717	207	184	4			

- Molecule 32 is a protein called 50S Ribosomal Protein L14.

Mol	Chain	Residues	Atoms					ZeroOcc	AltConf	Trace
32	BO	122	Total	C	N	O	S	0	0	0
			923	583	168	168	4			
32	DO	122	Total	C	N	O	S	0	0	0
			923	583	168	168	4			

- Molecule 33 is a protein called 50S Ribosomal Protein L15.

Mol	Chain	Residues	Atoms					ZeroOcc	AltConf	Trace
33	BP	149	Total	C	N	O	S	0	0	0
			1131	703	229	196	3			
33	DP	149	Total	C	N	O	S	0	0	0
			1131	703	229	196	3			

- Molecule 34 is a protein called 50S Ribosomal Protein L16.

Mol	Chain	Residues	Atoms					ZeroOcc	AltConf	Trace
34	BQ	141	Total	C	N	O	S	0	0	0
			1122	715	212	188	7			
34	DQ	141	Total	C	N	O	S	0	0	0
			1122	715	212	188	7			

- Molecule 35 is a protein called 50S Ribosomal Protein L17.

Mol	Chain	Residues	Atoms					ZeroOcc	AltConf	Trace
35	BR	118	Total	C	N	O	S	0	0	0
			968	604	203	160	1			
35	DR	118	Total	C	N	O	S	0	0	0
			968	604	203	160	1			

- Molecule 36 is a protein called 50S Ribosomal Protein L18.

Mol	Chain	Residues	Atoms					ZeroOcc	AltConf	Trace
36	BS	110	Total	C	N	O	S	0	0	0
			865	544	172	149				
36	DS	110	Total	C	N	O	S	0	0	0
			873	550	174	149				

- Molecule 37 is a protein called 50S Ribosomal Protein L19.

Mol	Chain	Residues	Atoms					ZeroOcc	AltConf	Trace
37	BT	131	Total	C	N	O	S	0	0	0
			1063	666	213	183	1			
37	DT	130	Total	C	N	O	S	0	0	0
			1058	663	212	182	1			

- Molecule 38 is a protein called 50S Ribosomal Protein L20.

Mol	Chain	Residues	Atoms					ZeroOcc	AltConf	Trace
38	BU	116	Total	C	N	O	S	0	0	0
			959	608	201	149	1			
38	DU	116	Total	C	N	O	S	0	0	0
			959	608	201	149	1			

- Molecule 39 is a protein called 50S Ribosomal Protein L21.

Mol	Chain	Residues	Atoms					ZeroOcc	AltConf	Trace
39	BV	101	Total	C	N	O	S	0	0	0
			771	495	140	135	1			
39	DV	101	Total	C	N	O	S	0	0	0
			775	498	141	135	1			

- Molecule 40 is a protein called 50S Ribosomal Protein L22.

Mol	Chain	Residues	Atoms					ZeroOcc	AltConf	Trace
40	BW	112	Total	C	N	O	S	0	0	0
			881	554	172	153	2			

Continued on next page...

Continued from previous page...

Mol	Chain	Residues	Atoms					ZeroOcc	AltConf	Trace
40	DW	111	Total	C	N	O	S	0	0	0
			877	552	171	152	2			

- Molecule 41 is a protein called 50S Ribosomal Protein L23.

Mol	Chain	Residues	Atoms					ZeroOcc	AltConf	Trace
41	BX	95	Total	C	N	O	S	0	0	0
			742	483	134	124	1			
41	DX	95	Total	C	N	O	S	0	0	0
			732	477	130	124	1			

- Molecule 42 is a protein called 50S Ribosomal Protein L24.

Mol	Chain	Residues	Atoms					ZeroOcc	AltConf	Trace
42	BY	107	Total	C	N	O	S	0	0	0
			785	503	145	131	6			
42	DY	107	Total	C	N	O	S	0	0	0
			781	502	145	128	6			

- Molecule 43 is a protein called 50S Ribosomal Protein L25.

Mol	Chain	Residues	Atoms					ZeroOcc	AltConf	Trace
43	BZ	198	Total	C	N	O	S	0	0	0
			1522	972	269	279	2			
43	DZ	203	Total	C	N	O	S	0	0	0
			1528	973	268	284	3			

- Molecule 44 is a protein called 50S Ribosomal Protein L27.

Mol	Chain	Residues	Atoms					ZeroOcc	AltConf	Trace
44	B0	76	Total	C	N	O	S	0	0	0
			594	368	125	100	1			
44	D0	77	Total	C	N	O	S	0	0	0
			607	376	126	104	1			

- Molecule 45 is a protein called 50S Ribosomal Protein L28.

Mol	Chain	Residues	Atoms					ZeroOcc	AltConf	Trace
45	B1	97	Total	C	N	O	S	0	0	0
			745	469	144	131	1			
45	D1	97	Total	C	N	O	S	0	0	0
			745	469	144	131	1			

- Molecule 46 is a protein called 50S Ribosomal Protein L29.

Mol	Chain	Residues	Atoms					ZeroOcc	AltConf	Trace
46	B2	70	Total	C	N	O	S	0	0	0
			588	365	118	103	2			
46	D2	71	Total	C	N	O	S	0	0	0
			584	361	118	103	2			

- Molecule 47 is a protein called 50S Ribosomal Protein L30.

Mol	Chain	Residues	Atoms				ZeroOcc	AltConf	Trace
47	B3	59	Total	C	N	O	0	0	0
			458	293	87	78			
47	D3	59	Total	C	N	O	0	0	0
			463	295	87	81			

- Molecule 48 is a protein called 50S Ribosomal Protein L31.

Mol	Chain	Residues	Atoms					ZeroOcc	AltConf	Trace
48	B4	46	Total	C	N	O	S	0	0	0
			349	223	57	64	5			
48	D4	46	Total	C	N	O	S	0	0	0
			349	223	57	64	5			

- Molecule 49 is a protein called 50S Ribosomal Protein L32.

Mol	Chain	Residues	Atoms					ZeroOcc	AltConf	Trace
49	B5	59	Total	C	N	O	S	0	0	0
			455	286	90	74	5			
49	D5	59	Total	C	N	O	S	0	0	0
			451	283	89	74	5			

- Molecule 50 is a protein called 50S Ribosomal Protein L33.

Mol	Chain	Residues	Atoms					ZeroOcc	AltConf	Trace
50	B6	53	Total	C	N	O	S	0	0	0
			449	278	90	77	4			
50	D6	53	Total	C	N	O	S	0	0	0
			437	272	84	77	4			

- Molecule 51 is a protein called 50S Ribosomal Protein L34.

Mol	Chain	Residues	Atoms					ZeroOcc	AltConf	Trace
51	B7	48	Total	C	N	O	S	0	0	0
			418	257	104	55	2			
51	D7	48	Total	C	N	O	S	0	0	0
			402	248	97	55	2			

- Molecule 52 is a protein called 50S Ribosomal Protein L35.

Mol	Chain	Residues	Atoms					ZeroOcc	AltConf	Trace
52	B8	64	Total	C	N	O	S	0	0	0
			509	326	99	82	2			
52	D8	64	Total	C	N	O	S	0	0	0
			509	326	99	82	2			

- Molecule 53 is a protein called 50S ribosomal protein L36.

Mol	Chain	Residues	Atoms					ZeroOcc	AltConf	Trace
53	B9	36	Total	C	N	O	S	0	0	0
			297	182	66	46	3			
53	D9	36	Total	C	N	O	S	0	0	0
			297	182	66	46	3			

- Molecule 54 is MAGNESIUM ION (three-letter code: MG) (formula: Mg).

Mol	Chain	Residues	Atoms		ZeroOcc	AltConf
54	AA	217	Total	Mg	0	0
			217	217		
54	AD	2	Total	Mg	0	0
			2	2		
54	AE	1	Total	Mg	0	0
			1	1		
54	AF	1	Total	Mg	0	0
			1	1		
54	AI	1	Total	Mg	0	0
			1	1		
54	AL	1	Total	Mg	0	0
			1	1		
54	AM	2	Total	Mg	0	0
			2	2		
54	AP	1	Total	Mg	0	0
			1	1		
54	BA	729	Total	Mg	0	0
			729	729		

Continued on next page...

Continued from previous page...

Mol	Chain	Residues	Atoms		ZeroOcc	AltConf
54	BB	19	Total 19	Mg 19	0	0
54	BD	7	Total 7	Mg 7	0	0
54	BE	6	Total 6	Mg 6	0	0
54	BF	6	Total 6	Mg 6	0	0
54	BG	1	Total 1	Mg 1	0	0
54	BH	1	Total 1	Mg 1	0	0
54	BN	2	Total 2	Mg 2	0	0
54	BO	1	Total 1	Mg 1	0	0
54	BP	2	Total 2	Mg 2	0	0
54	BQ	5	Total 5	Mg 5	0	0
54	BR	5	Total 5	Mg 5	0	0
54	BS	1	Total 1	Mg 1	0	0
54	BT	3	Total 3	Mg 3	0	0
54	BU	3	Total 3	Mg 3	0	0
54	BV	4	Total 4	Mg 4	0	0
54	BW	1	Total 1	Mg 1	0	0
54	BY	1	Total 1	Mg 1	0	0
54	BZ	2	Total 2	Mg 2	0	0
54	B0	4	Total 4	Mg 4	0	0
54	B1	1	Total 1	Mg 1	0	0
54	B2	2	Total 2	Mg 2	0	0

Continued on next page...

Continued from previous page...

Mol	Chain	Residues	Atoms		ZeroOcc	AltConf
54	B3	3	Total 3	Mg 3	0	0
54	B5	1	Total 1	Mg 1	0	0
54	B6	1	Total 1	Mg 1	0	0
54	B7	1	Total 1	Mg 1	0	0
54	B8	1	Total 1	Mg 1	0	0
54	B9	3	Total 3	Mg 3	0	0
54	CA	203	Total 203	Mg 203	0	0
54	CE	1	Total 1	Mg 1	0	0
54	CQ	1	Total 1	Mg 1	0	0
54	DA	637	Total 637	Mg 637	0	0
54	DB	10	Total 10	Mg 10	0	0
54	DD	5	Total 5	Mg 5	0	0
54	DE	3	Total 3	Mg 3	0	0
54	DF	5	Total 5	Mg 5	0	0
54	DO	3	Total 3	Mg 3	0	0
54	DP	3	Total 3	Mg 3	0	0
54	DQ	4	Total 4	Mg 4	0	0
54	DR	2	Total 2	Mg 2	0	0
54	DT	2	Total 2	Mg 2	0	0
54	DW	1	Total 1	Mg 1	0	0
54	D0	1	Total 1	Mg 1	0	0

Continued on next page...

Continued from previous page...

Mol	Chain	Residues	Atoms		ZeroOcc	AltConf
54	D1	1	Total 1	Mg 1	0	0
54	D5	2	Total 2	Mg 2	0	0
54	D7	2	Total 2	Mg 2	0	0
54	D8	2	Total 2	Mg 2	0	0
54	D9	1	Total 1	Mg 1	0	0

- Molecule 55 is ZINC ION (three-letter code: ZN) (formula: Zn).

Mol	Chain	Residues	Atoms		ZeroOcc	AltConf
55	AD	1	Total 1	Zn 1	0	0
55	AN	1	Total 1	Zn 1	0	0
55	BY	1	Total 1	Zn 1	0	0
55	B4	1	Total 1	Zn 1	0	0
55	B5	1	Total 1	Zn 1	0	0
55	B6	1	Total 1	Zn 1	0	0
55	B9	1	Total 1	Zn 1	0	0
55	CD	1	Total 1	Zn 1	0	0
55	CN	1	Total 1	Zn 1	0	0
55	DY	1	Total 1	Zn 1	0	0
55	D4	1	Total 1	Zn 1	0	0
55	D5	1	Total 1	Zn 1	0	0
55	D6	1	Total 1	Zn 1	0	0
55	D9	1	Total 1	Zn 1	0	0

- Molecule 56 is water.

Mol	Chain	Residues	Atoms	ZeroOcc	AltConf
56	AA	443	Total O 443 443	0	0
56	AD	3	Total O 3 3	0	0
56	AE	2	Total O 2 2	0	0
56	AF	2	Total O 2 2	0	0
56	AG	2	Total O 2 2	0	0
56	AJ	1	Total O 1 1	0	0
56	AK	1	Total O 1 1	0	0
56	AL	3	Total O 3 3	0	0
56	AM	1	Total O 1 1	0	0
56	AO	1	Total O 1 1	0	0
56	AP	1	Total O 1 1	0	0
56	AQ	3	Total O 3 3	0	0
56	AY	1	Total O 1 1	0	0
56	BA	1988	Total O 1988 1988	0	0
56	BB	43	Total O 43 43	0	0
56	BD	21	Total O 21 21	0	0
56	BE	18	Total O 18 18	0	0
56	BF	18	Total O 18 18	0	0
56	BG	2	Total O 2 2	0	0
56	BH	2	Total O 2 2	0	0
56	BN	7	Total O 7 7	0	0

Continued on next page...

Continued from previous page...

Mol	Chain	Residues	Atoms		ZeroOcc	AltConf
56	BO	3	Total 3	O 3	0	0
56	BP	20	Total 20	O 20	0	0
56	BQ	9	Total 9	O 9	0	0
56	BR	8	Total 8	O 8	0	0
56	BS	2	Total 2	O 2	0	0
56	BT	5	Total 5	O 5	0	0
56	BU	9	Total 9	O 9	0	0
56	BV	13	Total 13	O 13	0	0
56	BW	6	Total 6	O 6	0	0
56	BX	2	Total 2	O 2	0	0
56	BY	2	Total 2	O 2	0	0
56	BZ	2	Total 2	O 2	0	0
56	B0	4	Total 4	O 4	0	0
56	B1	5	Total 5	O 5	0	0
56	B3	4	Total 4	O 4	0	0
56	B5	5	Total 5	O 5	0	0
56	B6	2	Total 2	O 2	0	0
56	B7	5	Total 5	O 5	0	0
56	B8	11	Total 11	O 11	0	0
56	B9	1	Total 1	O 1	0	0
56	CA	400	Total 400	O 400	0	0

Continued on next page...

Continued from previous page...

Mol	Chain	Residues	Atoms		ZeroOcc	AltConf
56	CD	2	Total	O	0	0
			2	2		
56	CE	4	Total	O	0	0
			4	4		
56	CF	1	Total	O	0	0
			1	1		
56	CK	1	Total	O	0	0
			1	1		
56	CL	2	Total	O	0	0
			2	2		
56	CP	3	Total	O	0	0
			3	3		
56	CQ	3	Total	O	0	0
			3	3		
56	CR	1	Total	O	0	0
			1	1		
56	CT	2	Total	O	0	0
			2	2		
56	CU	1	Total	O	0	0
			1	1		
56	DA	1496	Total	O	0	0
			1496	1496		
56	DB	33	Total	O	0	0
			33	33		
56	DD	17	Total	O	0	0
			17	17		
56	DE	12	Total	O	0	0
			12	12		
56	DF	10	Total	O	0	0
			10	10		
56	DN	2	Total	O	0	0
			2	2		
56	DO	7	Total	O	0	0
			7	7		
56	DP	11	Total	O	0	0
			11	11		
56	DQ	2	Total	O	0	0
			2	2		
56	DR	5	Total	O	0	0
			5	5		
56	DT	3	Total	O	0	0
			3	3		

Continued on next page...

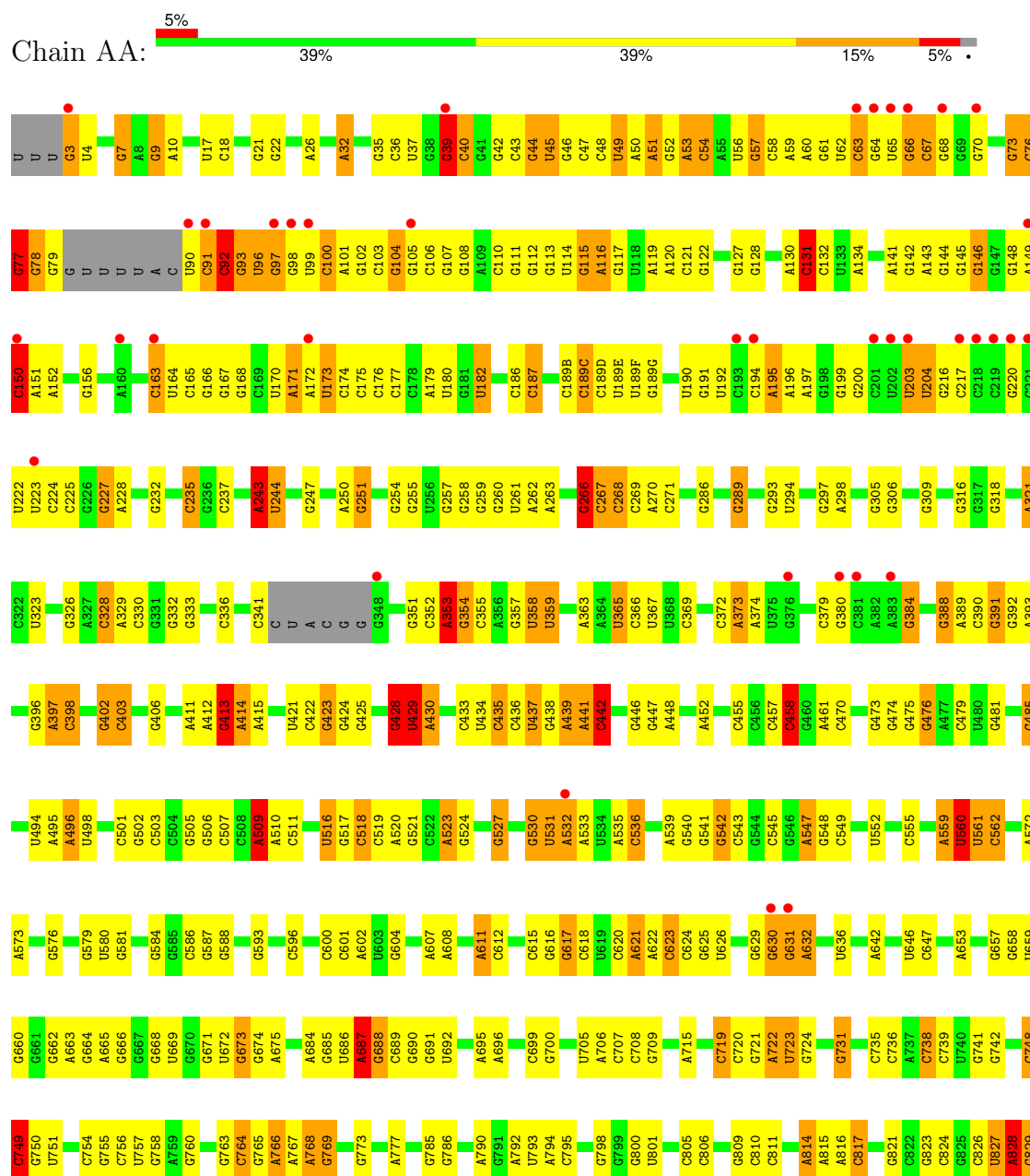
Continued from previous page...

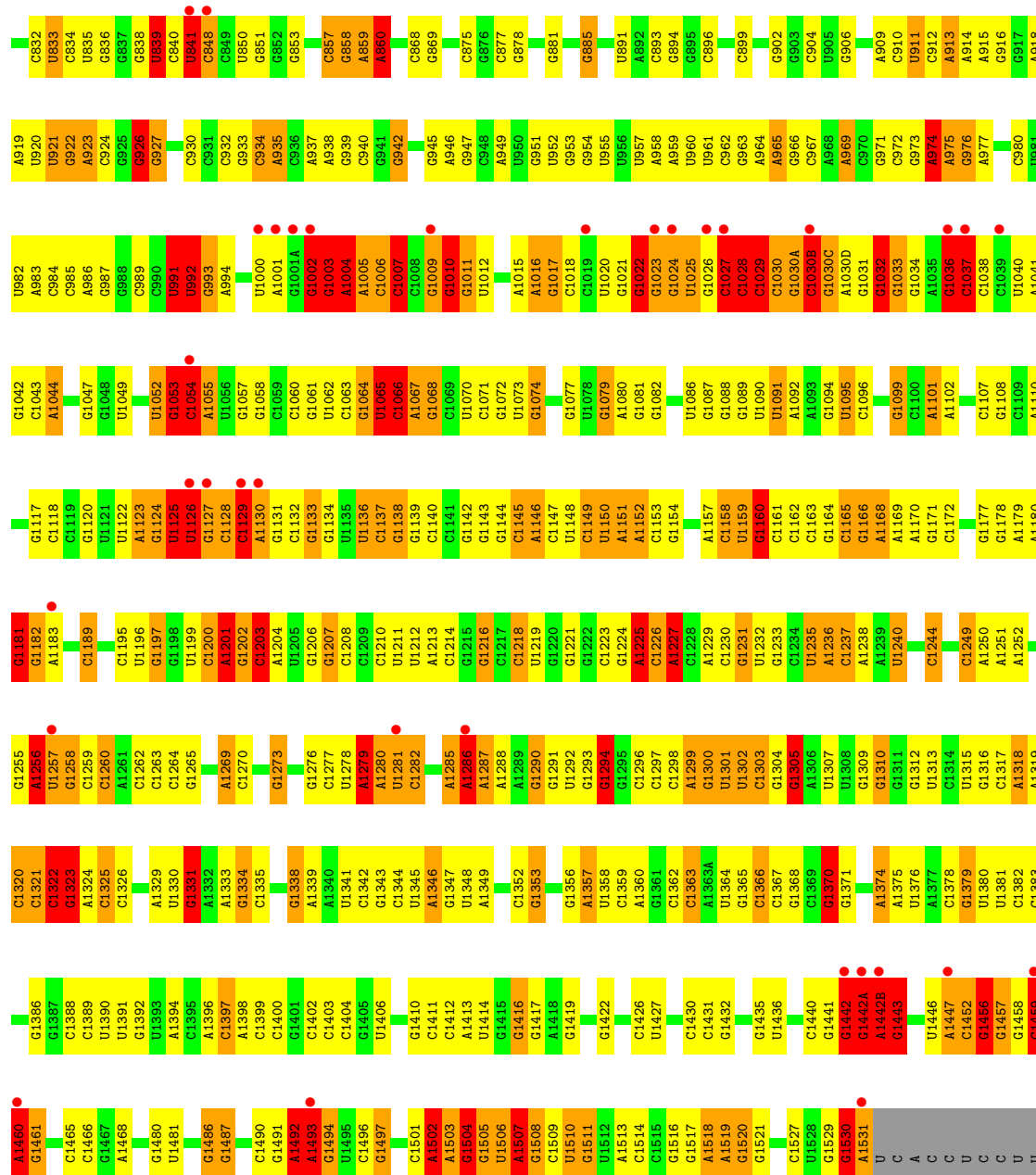
Mol	Chain	Residues	Atoms		ZeroOcc	AltConf
56	DU	1	Total	O	0	0
			1	1		
56	DV	1	Total	O	0	0
			1	1		
56	DW	4	Total	O	0	0
			4	4		
56	DX	2	Total	O	0	0
			2	2		
56	DY	2	Total	O	0	0
			2	2		
56	D0	2	Total	O	0	0
			2	2		
56	D1	3	Total	O	0	0
			3	3		
56	D2	1	Total	O	0	0
			1	1		
56	D3	1	Total	O	0	0
			1	1		
56	D5	3	Total	O	0	0
			3	3		
56	D6	3	Total	O	0	0
			3	3		
56	D7	3	Total	O	0	0
			3	3		
56	D8	6	Total	O	0	0
			6	6		
56	D9	1	Total	O	0	0
			1	1		

3 Residue-property plots

These plots are drawn for all protein, RNA, DNA and oligosaccharide chains in the entry. The first graphic for a chain summarises the proportions of the various outlier classes displayed in the second graphic. The second graphic shows the sequence view annotated by issues in geometry and electron density. Residues are color-coded according to the number of geometric quality criteria for which they contain at least one outlier: green = 0, yellow = 1, orange = 2 and red = 3 or more. A red dot above a residue indicates a poor fit to the electron density ($RSRZ > 2$). Stretches of 2 or more consecutive residues without any outlier are shown as a green connector. Residues present in the sample, but not in the model, are shown in grey.

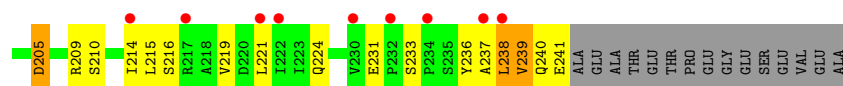
• Molecule 1: 16S Ribosomal RNA



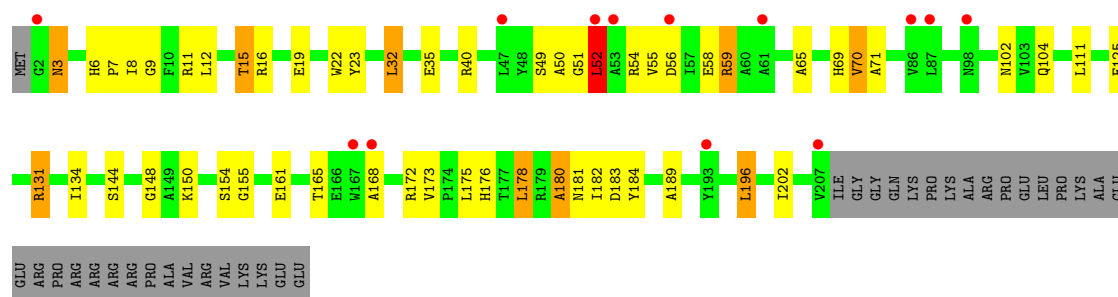




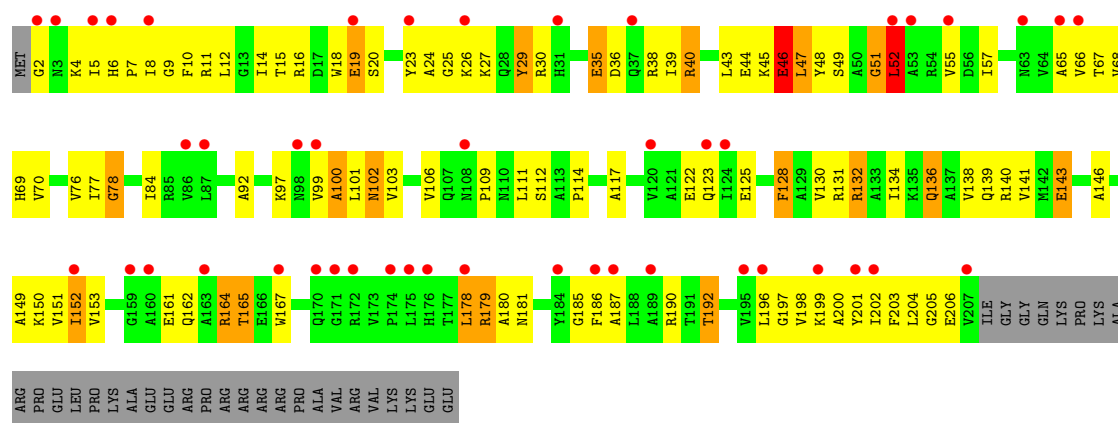




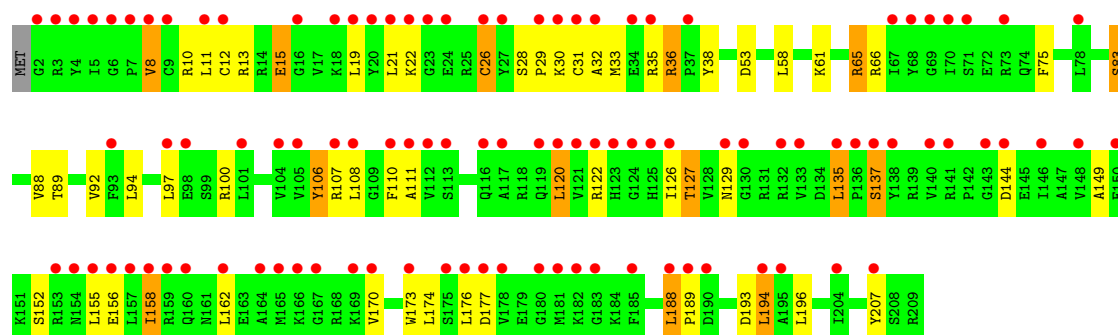
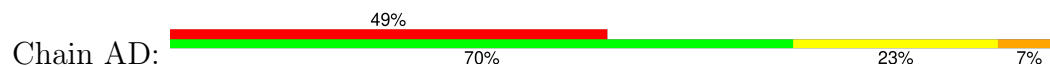
• Molecule 3: 30S Ribosomal Protein S3



• Molecule 3: 30S Ribosomal Protein S3

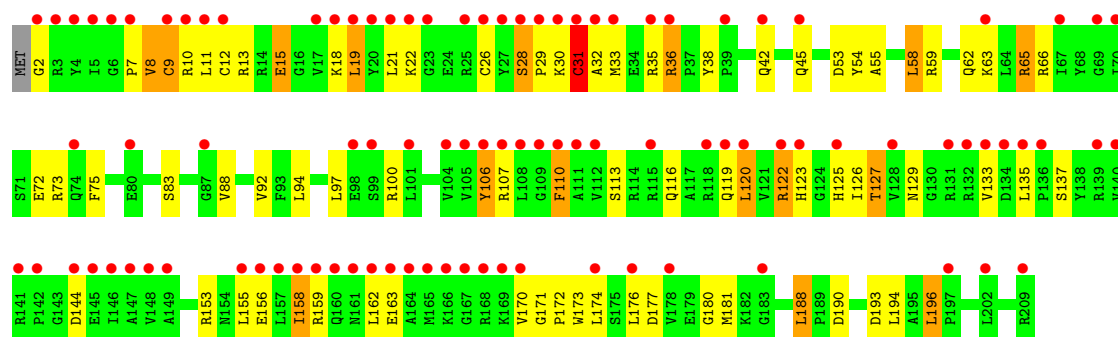


• Molecule 4: 30S Ribosomal Protein S4



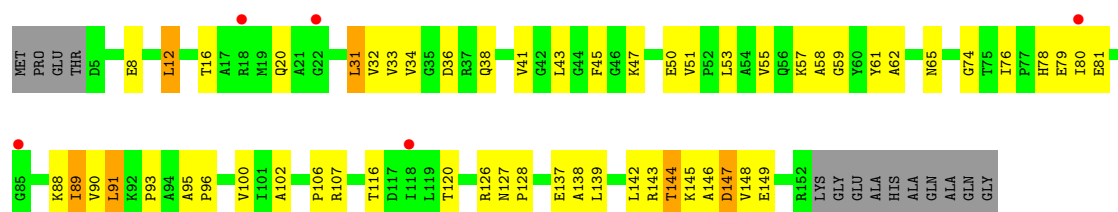
• Molecule 4: 30S Ribosomal Protein S4

Chain CD: 



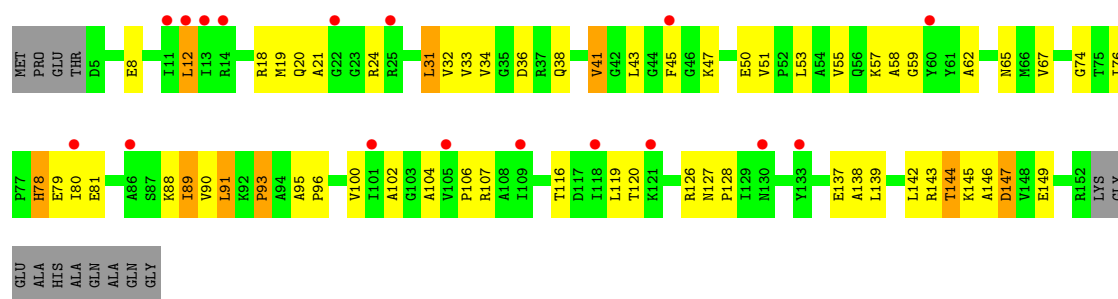
• Molecule 5: 30S Ribosomal Protein S5

Chain AE: 



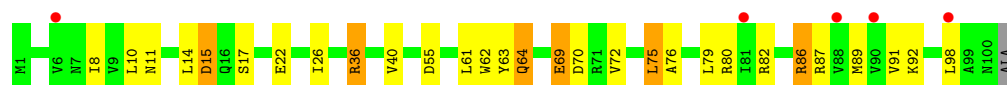
• Molecule 5: 30S Ribosomal Protein S5

Chain CE: 



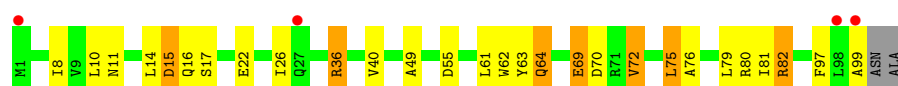
• Molecule 6: 30S Ribosomal Protein S6

Chain AF: 

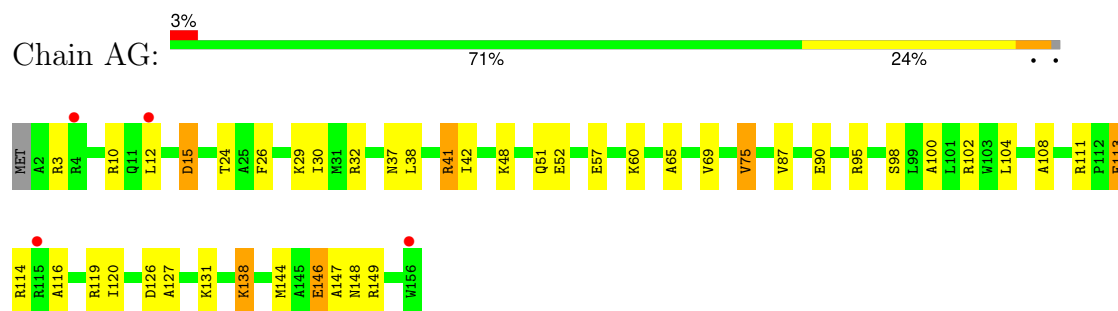


• Molecule 6: 30S Ribosomal Protein S6

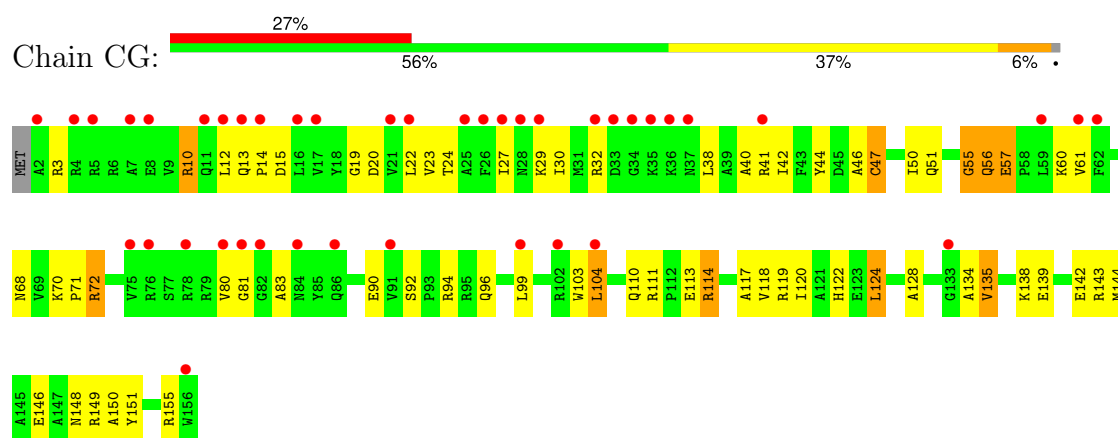
Chain CF: 



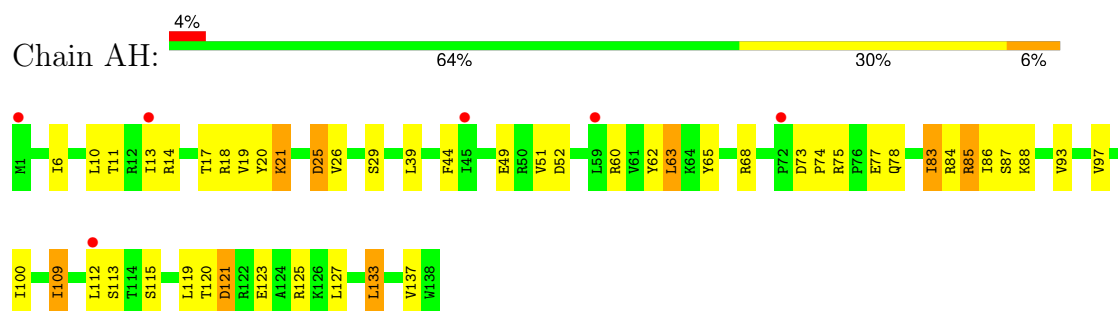
- Molecule 7: 30S Ribosomal Protein S7



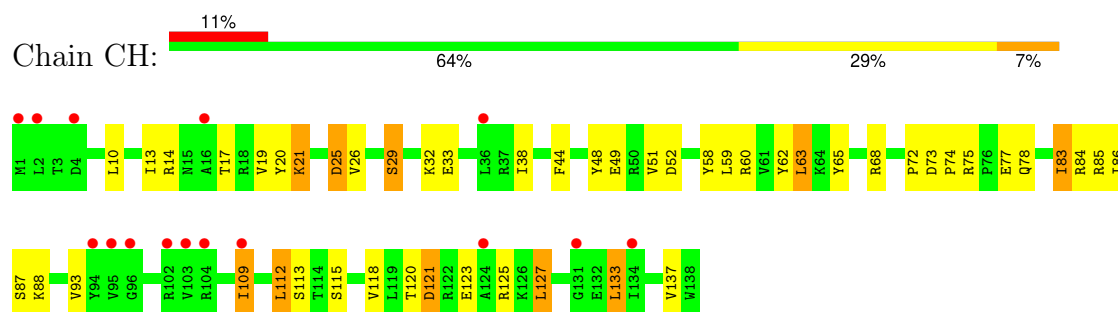
- Molecule 7: 30S Ribosomal Protein S7



- Molecule 8: 30S Ribosomal Protein S8

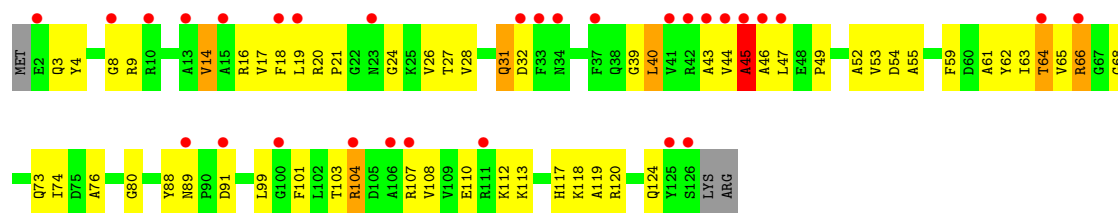


- Molecule 8: 30S Ribosomal Protein S8

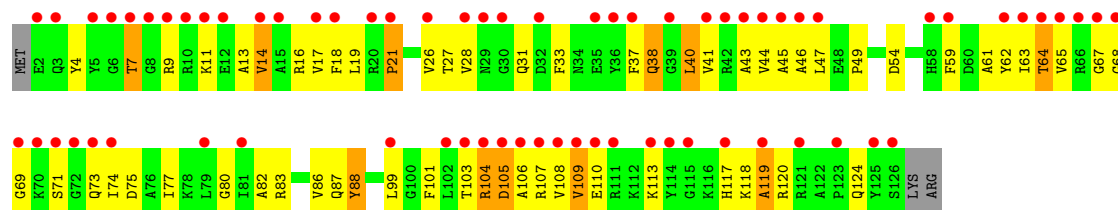


- Molecule 9: 30S Ribosomal Protein S9

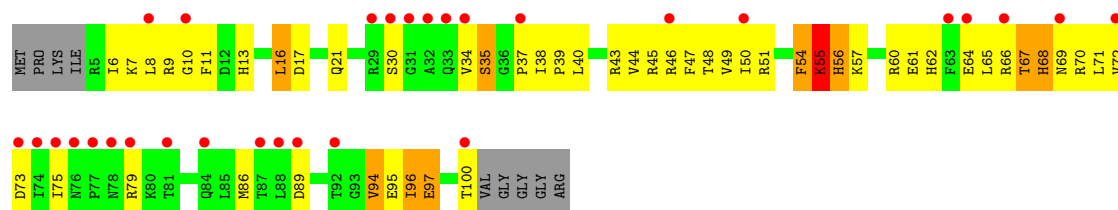
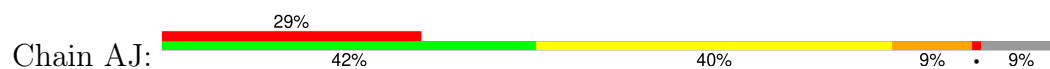




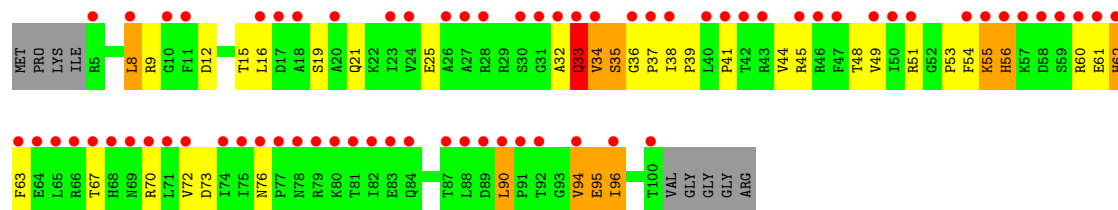
• Molecule 9: 30S Ribosomal Protein S9



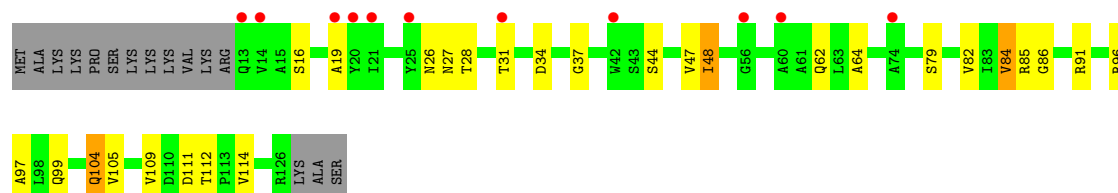
• Molecule 10: 30S Ribosomal Protein S10



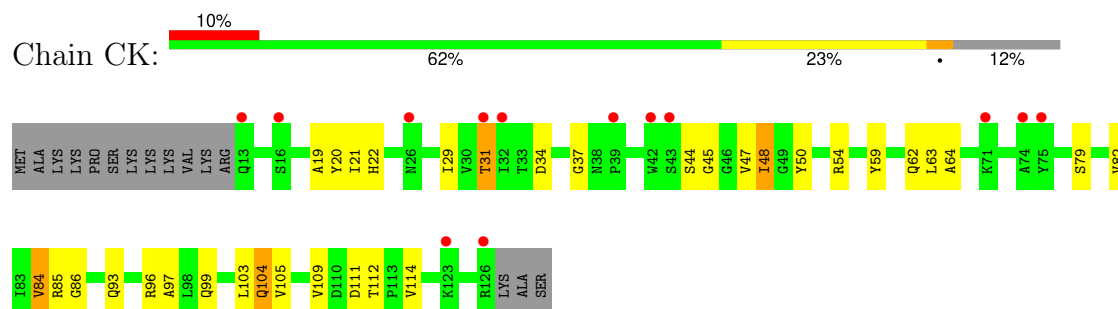
• Molecule 10: 30S Ribosomal Protein S10



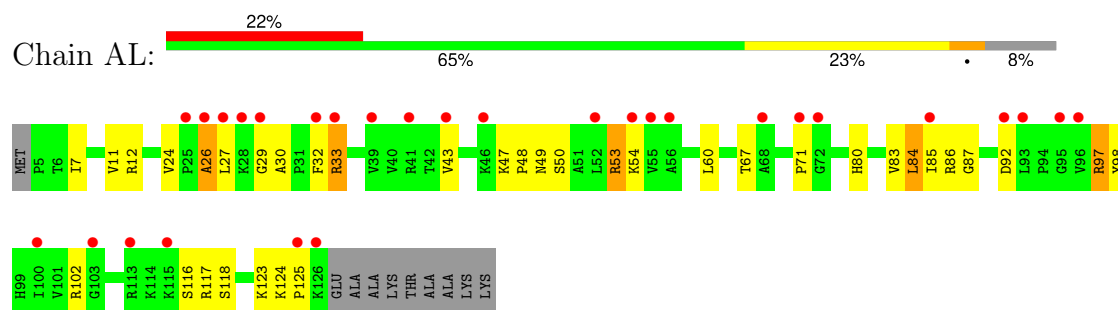
• Molecule 11: 30S Ribosomal Protein S11



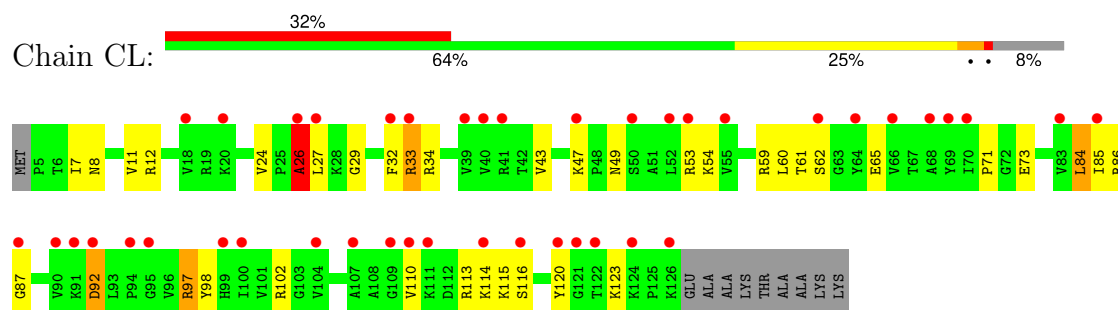
- Molecule 11: 30S Ribosomal Protein S11



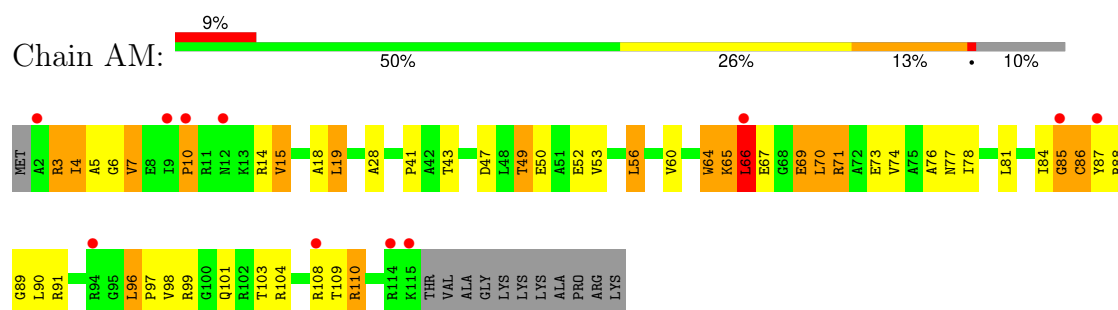
- Molecule 12: 30S Ribosomal Protein S12



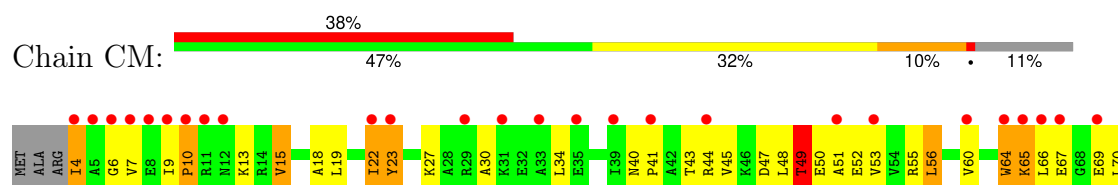
- Molecule 12: 30S Ribosomal Protein S12

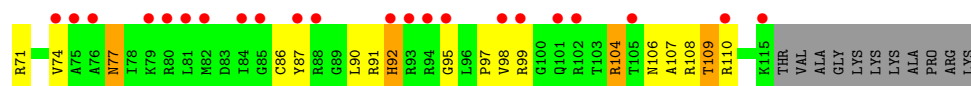


- Molecule 13: 30S Ribosomal Protein S13

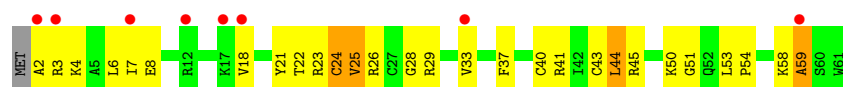


- Molecule 13: 30S Ribosomal Protein S13

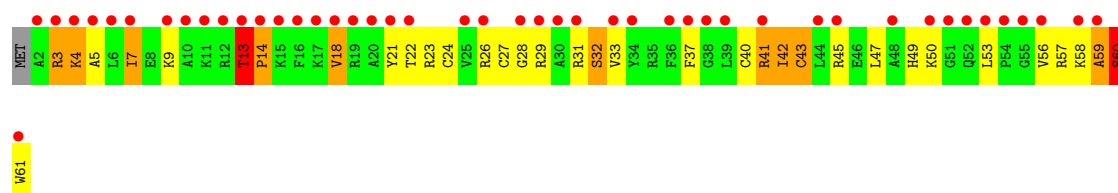
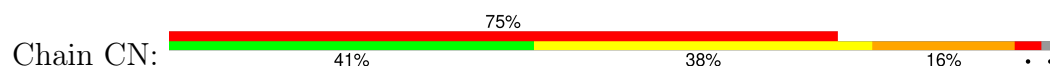




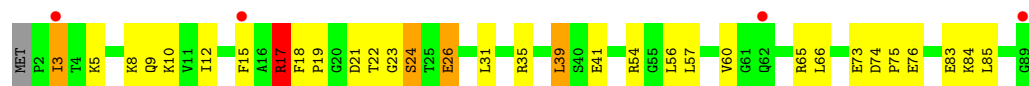
• Molecule 14: 30S Ribosomal Protein S14



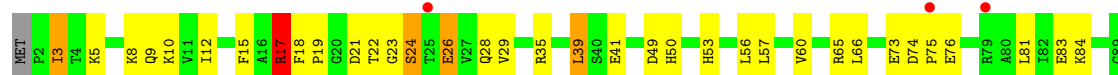
• Molecule 14: 30S Ribosomal Protein S14



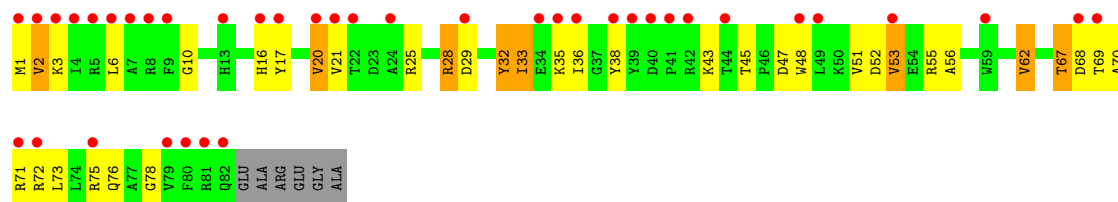
• Molecule 15: 30S Ribosomal Protein S15



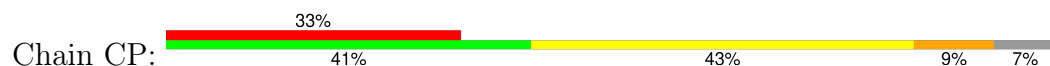
• Molecule 15: 30S Ribosomal Protein S15

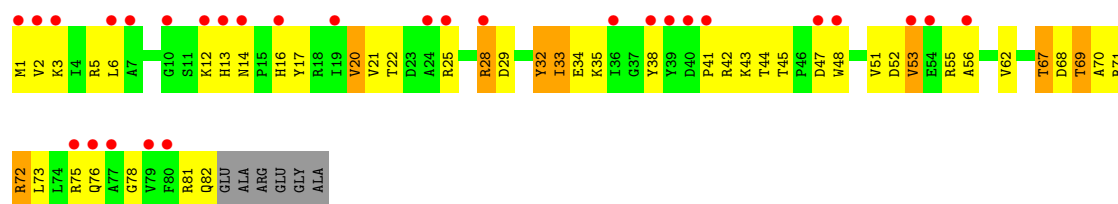


• Molecule 16: 30S Ribosomal Protein S16



• Molecule 16: 30S Ribosomal Protein S16

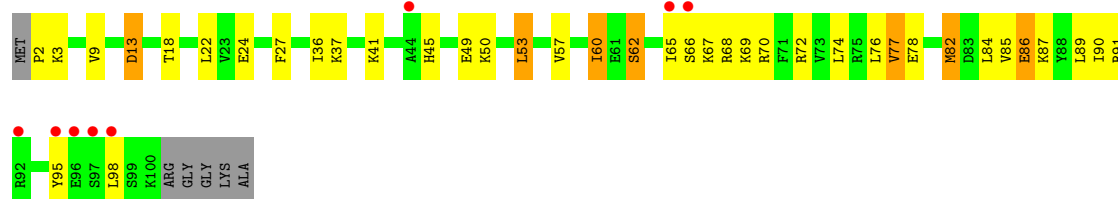




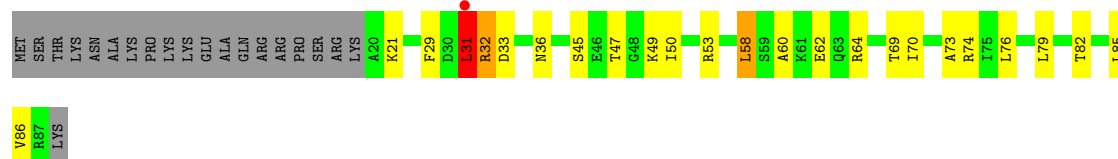
• Molecule 17: 30S Ribosomal Protein S17



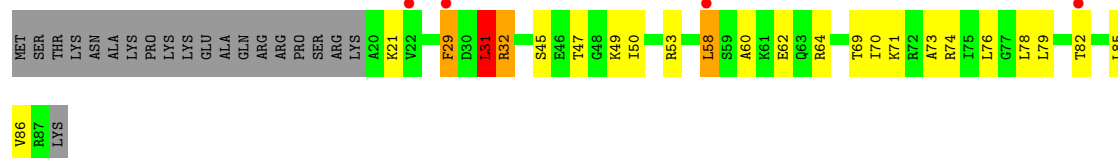
• Molecule 17: 30S Ribosomal Protein S17



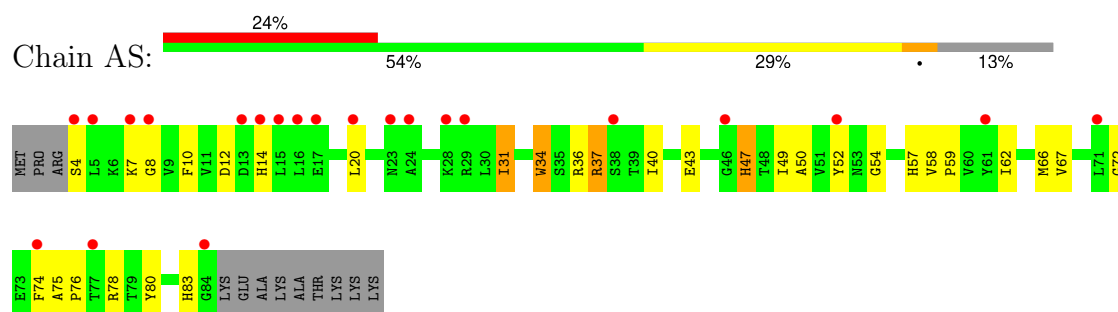
• Molecule 18: 30S Ribosomal Protein S18



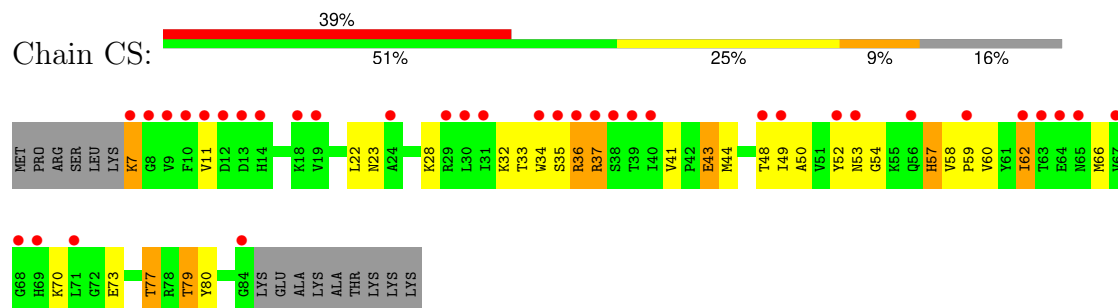
• Molecule 18: 30S Ribosomal Protein S18



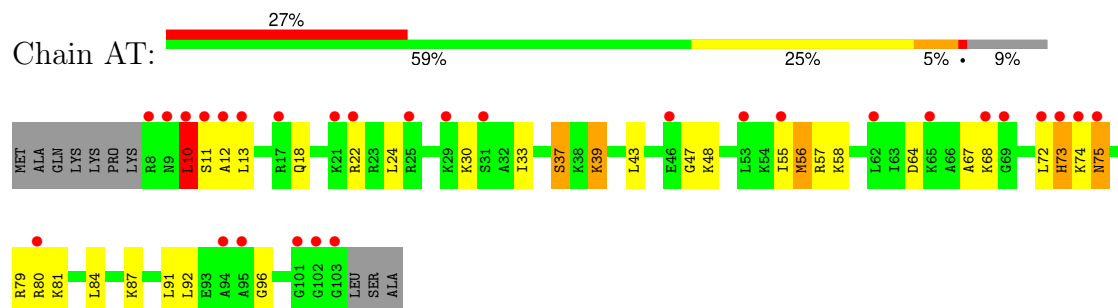
• Molecule 19: 30S Ribosomal Protein S19



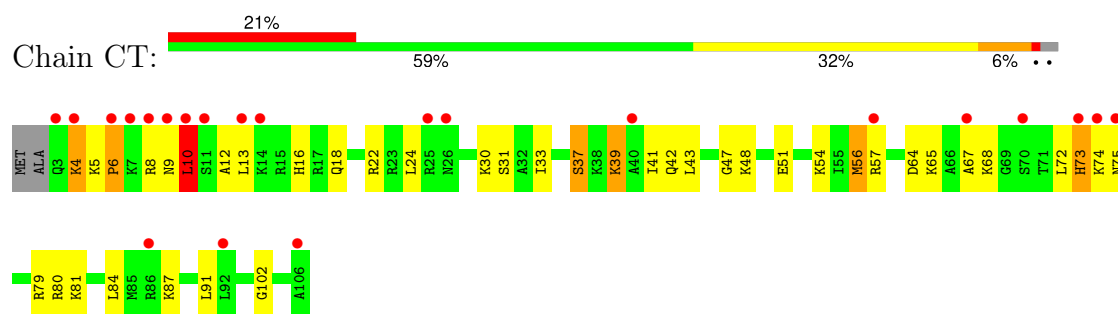
- Molecule 19: 30S Ribosomal Protein S19




- Molecule 20: 30S Ribosomal Protein S20



- Molecule 20: 30S Ribosomal Protein S20




- Molecule 21: 30S Ribosomal Protein THX



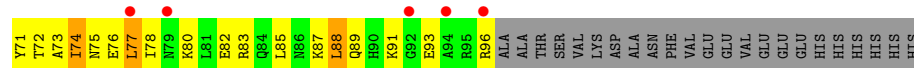
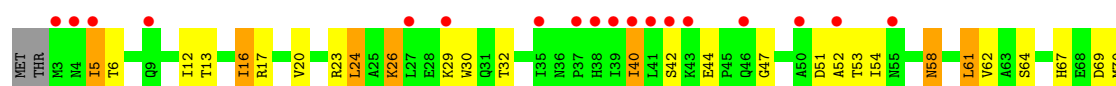
- Molecule 21: 30S Ribosomal Protein THX



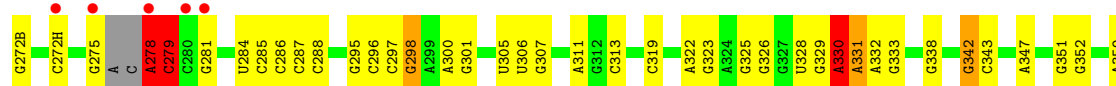
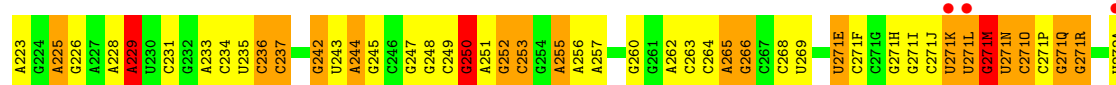
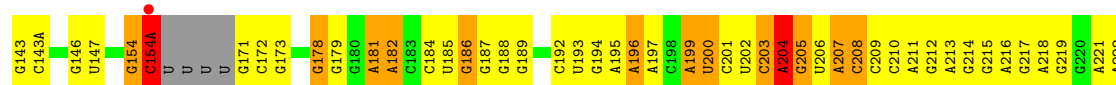
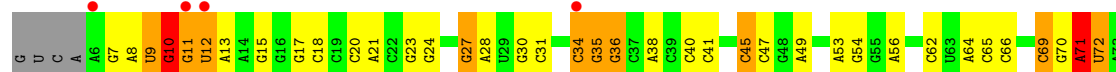
• Molecule 22: Ribosome-associated inhibitor A



• Molecule 22: Ribosome-associated inhibitor A

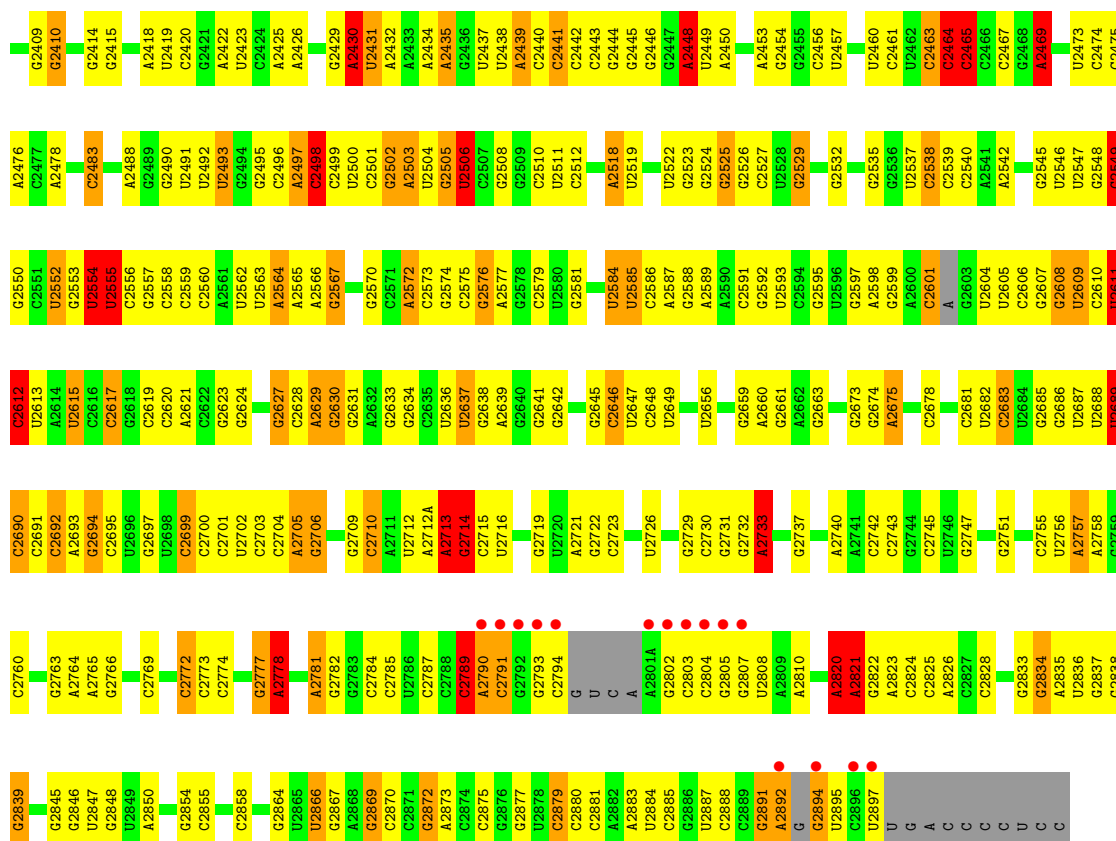


• Molecule 23: 23S Ribosomal RNA

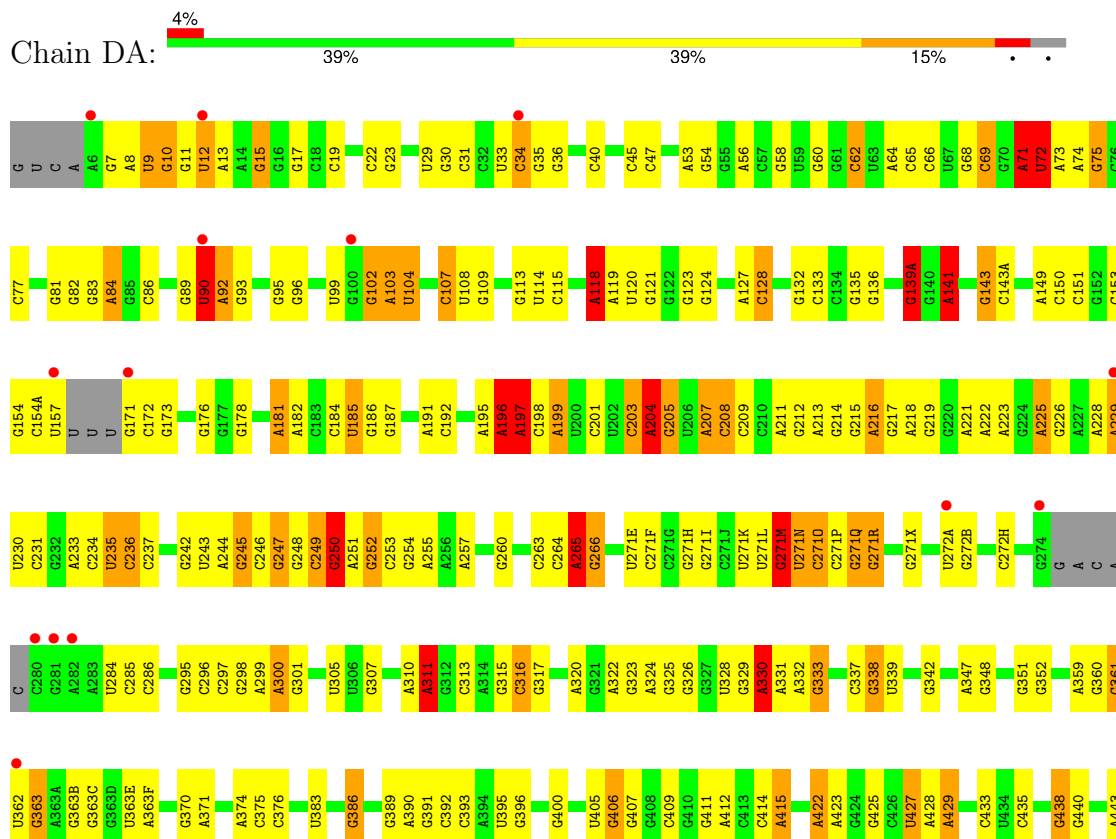


C1261	G1193	G1122	U	G993	G919	G832	G771	G695	A652B	C580	A505	A429	G360
A1262	A1194	C1123	U	C994	G995	U633	C772	G695	G652C	C581	G506	G430	G361
U1263	G1195	C1124	G	A996	U922	C934	U773	A699	G652D	G582	G507	U431	G362
G1264	G	G1125	G	A997	C923	C935	A774	G700	G652E	G583	G508	U435	G363
A1265	U1198	A1126	C	C998	G927	U839	G775	G701	G652F	C584	C509	U434	U363E
U1266	U1199	A1127	U	U999	G932	C840	G776	G702	G652G	A586	C510	U435	A363F
U1267	C1200	A1128	U	U999	G933	A841	A777	G702	G652H	G587	G512	G438	A364
A1268	A	A1129	A	G1003	A933	G941	A778	A706	C652I	U588	G513	G440	C384
U1269	G	U1130	G	U1004	G934	C946	U779	A707	G652J	C589	A514	G440	G370
C1201	A	G1131	A	C1005	G935	U847	G780	G707	C	A590	A515	A443	A371
G1202	A	U1132	A	C1006	C936	G848	A781	G708	A	C591	C516	A444	G372
A1204	G	U1133	G	C1007	U937	G849	A782	U709	C	G592	C517	G372	G372
U1273	C	U1134	C	C1008	G938	A849	A783	G717	G	G593	G518	U448	C375
A1272	A	G1135	A	U1012	G938	G855	A784	A718	G652O	G594	U524	A449	C376
A1274	G	U1136	G	C1013	A941	C956	G785	C719	G652P	G595	U525	A450	C377
A1278	G	U1137	G	C1014	A942	G943	C786	C720	G652Q	G600	A526	C451	U380
U1279	C	G1138	C	G1017	U944	U858	U787	C721	C652R	C601	C527	A454	G381
G	A	C1140	A	C1018	G944	G859	A788	G725	C652S	G602	A528	C455	G382
A1284	U	U1141	U	U1019	A945	U860	A789	G725	G652T	A603	C531	C456	U383
U1287	C	U1142	C	A1020	G946	G861	C791	G729	G652U	G604	G530	U459	U384
U1288	U	A1143	U	G1021	G947	A862	G792	C730	C652V	C605	C532	A460	G385
C1221A	U	G1144	U	G1022	G948	A863	G793	C731	U607	U606	A533	C461	U387
G1222	U	U1145	U	U1023	G949	G864	A794	C732	A655	U607	A533	C462	G388
G1223	A	G1149	A	G1024	G950	C965	G795	C733	G656	U607	A533	C463	G389
C1224	A	C1150	A	G1025	C951	A866	C796	G734	U657	A603	C535	U464	A390
U1292	G	U1151	G	U1026	G952	C967	C797	A735	C658	U614	C540	G465	G391
C1293	G	C1153	G	A1027	G955	A870	G798	C736	C659	U614	C540	G469	C392
U1294	A	G1154	A	U1028	G956	G879	G799	C737	G662	U614A	C541	A470	C393
G1295	G	U1155	G	G1030	A957	G880	A800	G738	G663	A614C	C541	A470	A394
C1297	U	A1156	U	A1029	G958	G881	C801	G739	C664	G615	G545	U395	U395
U1298	C	G1157	C	G1031	A959	G882	A802	U740	G665	C616	C546	A472	G396
G1299	C	U1158	C	A1032	A960	G883	U803	G741	G666	C618	A	G473	G397
U1300	G	C1161	G	U1033	C961	C884	A804	G742	U667	G619	A548	G474	G398
A1301	U	G1162	U	G1034	G962	C885	G805	G743	G668	G620	G549	U475	G399
G1303	A	G1163	A	U1035	U963	C886	C806	G744	G669	A621	G551	G476	U403
G1236	A	U1164	A	G1036	C964	A887	U807	G745	A670	G622	G552	A477	U404
A1237	U	U1165	U	G1037	C965	C888	G808	G746	C671	A627	C560	A478	C404
G1238	A	C1166	A	C1038	G966	C889	G809	U747	C672	G631	C561	A479	U405
C1305	G	U1167	G	U1039	C967	A890	U810	G748	C673	A631	G562	A480	G406
U1240	U	C1168	U	C1040	G967	G892	U811	C749	C674	G634	U562	G481	G407
A1241	C	G1170	C	C1041	C970	C893	C812	A750	A675	C635	C564	A482	C409
U1242	A	U1171	A	G1042	C971	A896	U813	A751	A676	G636	C565	A483	G410
G1243	C	A1172	C	G1043	G972	C897	C814	A752	A677	G637	C566	C484	G411
A1246	U	U1173	U	U1044	G973	C898	G818	C753	G678	G638	U566	C485	G412
U1247	G	G1175	G	A1045	A974	C899	A819	C754	C679	A637	A567	C486	C413
G1248	A	U1176	A	A1046	G975	C975	A820	C755	G680	U639	U568	G489	C414
C1314	U	A1177	U	G1047	C976	A900	A821	C756	G681	C640	C569	G489	A415
U1249	U	U1178	U	A1048	G978	A901	U822	U757	G682	C641	A571	G494	A416
G1250	A	C1179	A	C1049	G979	A910	U823	C758	C683	G642	A572	G495	C420
U1251	G	U1180	G	A1050	A981	C912	A824	G759	A684	A644	G573	G496	U421
G1252	C	C1185	C	G1051	C982	C913	U825	G760	A685	C645	C574	C574	A422
A1253	A	U1186	A	C1052	A983	C914	U826	G761	G686	C646	A575	G500	A501
U1254	U	G1187	U	A	A984	C915	U827	G762	C687	A647	C576	A502	U427
G1255	G	U1188	G	C	C985	C916	U828	G763	U688	G647	U576	G504	A428
U1256	A	A1189	A	G	C986	C917	U829	G764	A689	G648	G577	A504	
C1257	U	G1190	U	G	G987	G918	A829	G765	G690	C691	A578		
U1258	G	U1191	G	A	A988	G919	G830	C766	G691	G649	A578		
G1259	A	G1192	A	G	G	A918	G831	C767	C692	C650			

G2330	G2331	U2332	G2333	G2334	A2335	A2336	G2337	G2338	G2339	G2340	G2341	G2342	G2343	G2344	G2345	G2346	C2347	G2348	G2349	C2350	C2351	A2352	G2353	G2354	C2355	A2356	G2357	G2358	C2359	A2360	C2361	C2362	G2363	G2364	G2365	G2366	G2367	G2368	G2369	G2370	G2371	G2372	G2373	G2374	G2375	G2376	A2377	G2378	G2379	G2380	G2381	G2382	G2383	G2384	G2385	G2386	G2387	A2388	G2389	G2390	G2391	A2392	A2393	C2394	G2395	G2396	G2397	G2398	G2399	G2400	C2401	G2402	G2403	G2404	G2405	U2406																																																																																																																																																																																																																																			
G1484	G1485	A1486	G1487	G1488	U1489	A1490	C1491	C1492	C1493	G1494	A1495	G1496	U1497	C1498	U1499	U1500	G1501	G1502	G1503	C1504	G1505	C1506	A1507	G1508	C1509	A1509A	G1509B	G1510	C1511	G1512	G1513	G1514	G1515	G1516	G1517	G1518	A1519	G1520	G1521	G1522	G1523	G1524	G1525	G1526	G1527	G1528	G1529	C1530	C1531	G1532	G	U	A	C	G1537	G1538	G1539	U1540	G1541	A1542	C1543	G1544	A1545	C1546	G1547	G1548	G1549	C1550	G1551	G1552	G1553	G1554	G1555	G1556	G1557	A1558	G1559	G1560	G1561	G1562	G1563	G1564																																																																																																																																																																																																																													
C1565	A1566	G1567	G1568	A1569	A1570	G1571	G1572	C1573	C1574	C1575	C1576	C1577	G1578	A1579	G1580	G1581	C1582	G1583	C1584	A1585	G1586	G1587	C1588	C1589	G1590	G1591	G1592	G1593	G1594	G1595	A1596	G1597	G1598	C1599	G1600	G1601	U1602	A1603	C1604	G1605	G1606	A1607	A1608	A1609	A1610	G1611	C1612	G1613	G1614	G1615	G1616	G1617	A1618	G1619	C1620	C1621	C1622	G1623	G1624	G1625	G1626	G1627	G1628	U1629	G1630	C1631	G1632	G1633	G1634	G1635	G1636	A1637	G1638	G1639	G1640																																																																																																																																																																																																																																				
C1638	U1639	A1640	G1641	G1642	G1643	C1644	G1645	G1646	G1647	G1648	G1649	G1650	G1651	A1652	G1653	A1654	G1655	G1656	G1657	G1658	G1659	G1660	G1661	G1662	C1663	A1664	G1665	G1666	G1667	G1668	G1669	G1670	U1671	G1672	U1673	G1674	G1675	G1676	G1677	G1678	U1679	G1680	G1681	G1682	G1683	G1684	C1685	G1686	A1687	G1688	A1689	G1690	G1691	G1692	G1693	G1694	G1695	G1696	G1697	A1698	G1699	A1700	G1701	G1702	C1703	G1704	G1705	G1706	G1707	G1708	G1709	G1710	G1711	G1712	G1713	G1714	G1715	G1716	G1717	G1718	G1719	G1720	G1721	G1722	G1723	G1724	G1725	G1726	G1727	G1728	G1729	G1730	G1731	G1732	G1733	G1734	G1735	G1736	G1737	G1738	G1739	G1740																																																																																																																																																																																																									
A1741	G1742	C1743	G1744	C1745	G1746	G1747	G1748	G1749	G1750	G1751	G1752	G1753	C1754	A1755	G1756	G1757	G1758	G1759	G1760	G1761	G1762	G1763	G1764	G1765	G1766	G1767	G1768	G1769	G1770	C1771	G1772	A1773	C1774	G1775	G1776	U1777	U1778	U1779	A1780	C1781	G1782	A1783	G1784	A1785	G1786	A1787	G1788	U1789	A1790	C1791	G1792	G1793	C1794	G1795	U1796	C1797	G1798	G1799	A1800	G1801	A1802	A1803	G1804	G1805	G1806	G1807	G1808	G1809	G1810	G1811	G1812	G1813	G1814	G1815	G1816	G1817	U1818	A1819	U1820	A1821	G1822	G1823	G1824	A1825	G1826	G1827	G1828	A1829	C1830	G1831	G1832	G1833	G1834	G1835	G1836	G1837	G1838	G1839	A1840	U1841	G1842	C1843	A1844	G1845	G1846	A1847	G1848	G1849	G1850	G1851	A1852	A1853	G1854	U1855	U1856	C1857	G1858	G1859	A1860	G1861	C1862	U1863	G1864	G1865	C1866	A1867	G1868	G1869	G1870	G1871	G1872	G1873	G1874	G1875	G1876	G1877	G1878	G1879	C1880	C1881	C1882	G1883	A1884	A1885	C1886	G1887	G1888	A1889	A1890	G1891	G1892	G1893	G1894	G1895	G1896	G1897	G1898	G1899	G1900	G1901	G1902	G1903	G1904	G1905	G1906	A1907	A1908	A1909	A1910	A1911	A1912	A1913	U1914	U1915	U1916	A1917	A1918	A1919	G1920	G1921	G1922	G1923	G1924	G1925	G1926	G1927	G1928	G1929	G1930	G1931	A1932	G1933	C1934	G1935	A1936	A1937	A1938	U1939	G1940	G1941	G1942	U1943	U1944	U1945	U1946	A1947	A1948	A1949	A1950	A1951	A1952	A1953	G1954	U1955	U1956	C1957	G1958	G1959	A1960	G1961	C1962	U1963	G1964	C1965	A1966	G1967	G1968	A1969	U1970	A1971	A1972	G1973	G1974	G1975	G1976	G1977	G1978	G1979	G1980	G1981	G1982	G1983	G1984	G1985	G1986	G1987	G1988	G1989	G1990	G1991	G1992	G1993	G1994	G1995	G1996	G1997	G1998	G1999	G2000	G2001	G2002	G2003	G2004	G2005	G2006	G2007	G2008	G2009	G2010	U2011	G2012	A2013	A2014	A2015	U2016	U2017	G2018	A2019	A2020	U2021	G2022	G2023	G2024	G2025	G2026	G2027	U2028	G2029	A2030	A2031	G2032	A2033	G2034	G2035	G2036	G2037	G2038	G2039	G2040	U2041	A2042	G2043	G2044
C2045	C2050	A2051	G2052	G2053	A2054	C2055	G2056	A2057	A2058	A2059	A2060	G2061	A2062	C2063	C2064	G2065	C2066	G2067	U2068	G2069	G2070	A2071	G2072	C2073	U2074	G2075	U2076	A2077	G2078	U2079	G2080	C2081	G2082	G2083	G2084	G2085	G2086	G2087	G2088	G2089	G2090	G2091	G2092	G2093	G2094	G2095	G2096	U2097	G2098	G2099	G2100	U2101	U2102	G2103	G2104	G2105	G2106	G2107	G2108	U2109	G2110	G2111	G2112	U2113	A2114	G2115																																																																																																																																																																																																																																													
G2116	A2117	U2118	A2119	G2120	G2121	U2122	G2123	G2124	G2125	A2126	G2127	C2128	G2129	U2130	G2131	U2132	G2133	A2134	A2135	C2136	C2137	C2138	G2139	C2140	G2141	C2142	C2143	U2144	C2145	C2146	U2147	G2148	G2149	U2150	G2151	G2152	G2153	G2154	G2155	G2156	G2157	A2158	G2159	G2160	C2161	G2162	G2163	G2164	G2165	G2166	U2167	G2168	A2169	A2170	U2171	U2172	U2173	A2174	C2175	G2176	G2177	G2178	G2179	G2180	G2181	G2182	G2183	G2184	G2185	G2186	G2187	G2188	G2189	G2190	G2191	G2192	G2193	G2194	G2195	G2196	G2197	G2198	G2199	G2200	G2201	G2202	G2203	G2204	G2205	G2206	G2207	A2208	U2209	G2210	G2211	G2212	G2213	G2214	G2215	G2216	G2217	G2218	G2219	G2220	G2221	G2222	G2223	G2224	A2225	G2226	A2227	G2228	G2229	G2230	G2231	U2232	G2233	G2234	G2235	G2236	G2237	G2238	G2239	G2240	G2241	G2242	U2243	U2244	U2245	G2246	G2247	G2248	G2249	G2250	G2251	G2252	G2253	G2254	G2255	G2256	G2257	G2258	G2259	G2260	G2261	G2262	G2263	G2264	G2265	G2266	G2267	G2268	G2269	G2270	G2271	G2272	G2273	G2274	G2275	G2276	G2277	G2278	G2279	G2280	G2281	G2282	G2283	G2284	G2285	G2286	A2287	G2288	G2289	G2290	U2291	G2292	C2293	G2294	G2295	U2296	G2297	G2298	G2299	G2300	G2301	G2302	G2303	G2304	A2305	G2306	G2307	G2308	G2309	G2310	G2311	U2312	G2313	G2314	G2315	G2316	G2317	G2318	G2319	A2320	G2321	G2322	G2323	G2324	G2325	G2326	A2327	G2328	G2329	G2330	G2331	G2332	G2333	G2334	G2335	G2336	G2337	G2338	G2339	G2340	G2341	G2342	G2343	G2344	G2345	G2346	G2347	G2348	G2349	C2350	C2351	A2352	G2353	G2354	C2355	A2356	G2357	G2358	C2359	A2360	C2361	C2362	G2363	G2364	G2365	G2366	G2367	G2368	G2369	G2370	G2371	G2372	G2373	G2374	G2375	G2376	A2377	G2378	G2379	G2380	G2381	G2382	G2383	G2384	G2385	G2386	G2387	A2388	G2389	G2390	G2391	A2392	A2393	C2394	G2395	G2396	G2397	G2398	G2399	G2400	C2401	G2402	G2403	G2404	G2405	U2406													

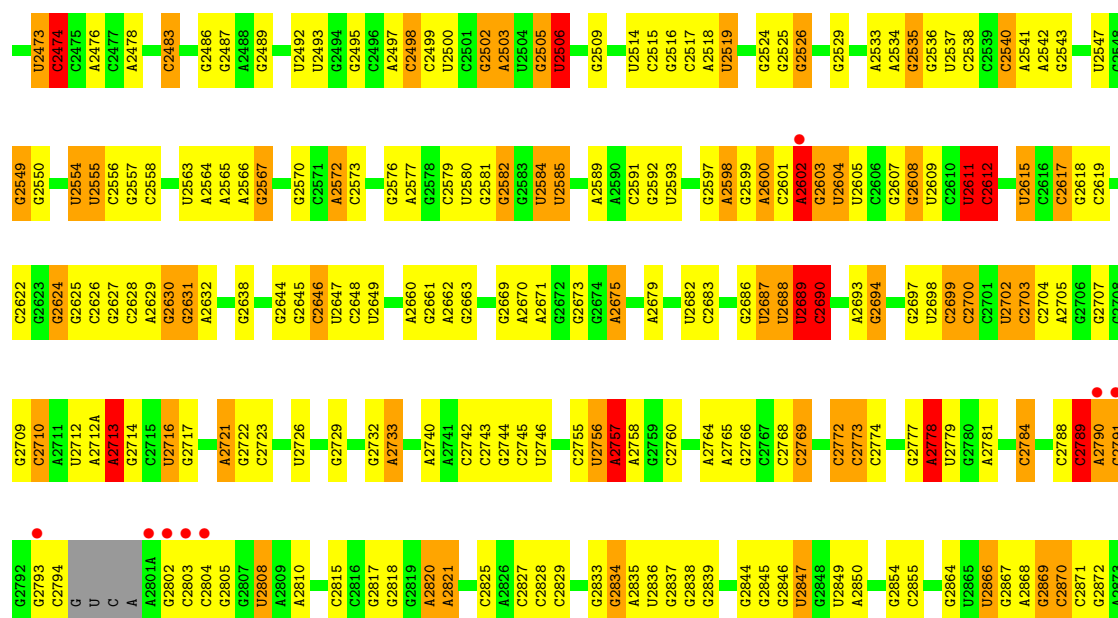


• Molecule 23: 23S Ribosomal RNA

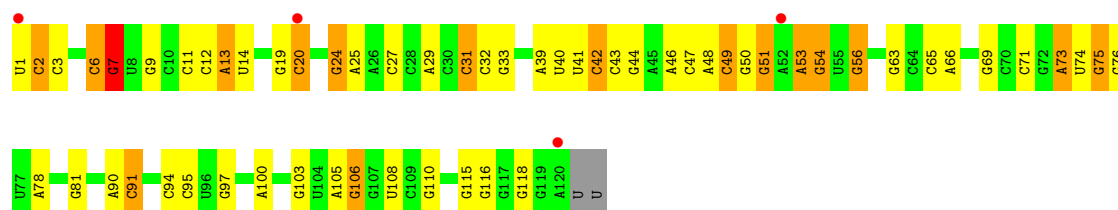




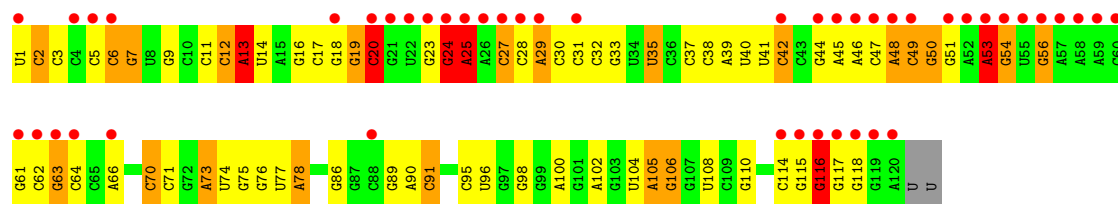




• Molecule 24: 5S Ribosomal RNA

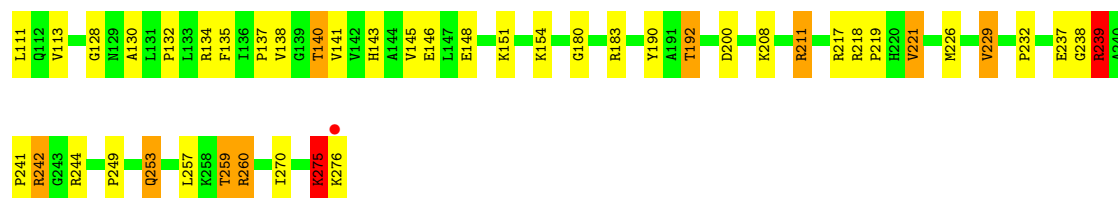


• Molecule 24: 5S Ribosomal RNA



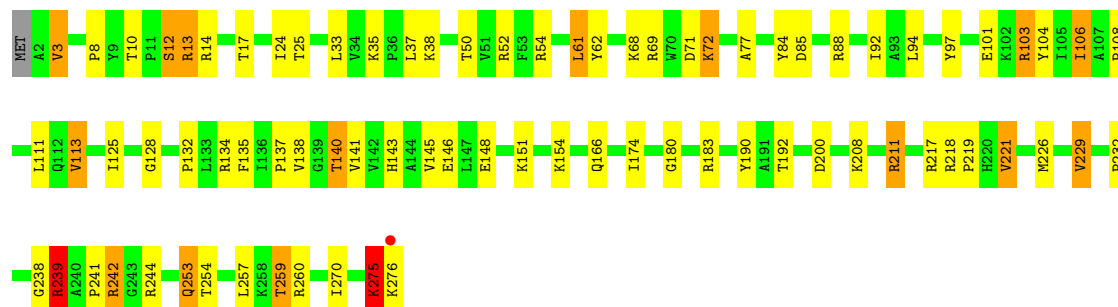
• Molecule 25: 50S Ribosomal Protein L2





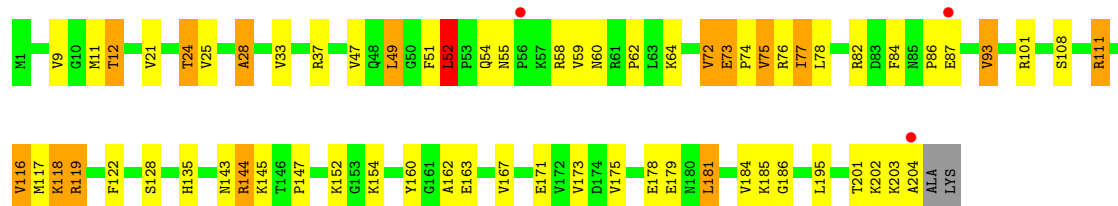
• Molecule 25: 50S Ribosomal Protein L2

Chain DD: 71% 23% 5% .



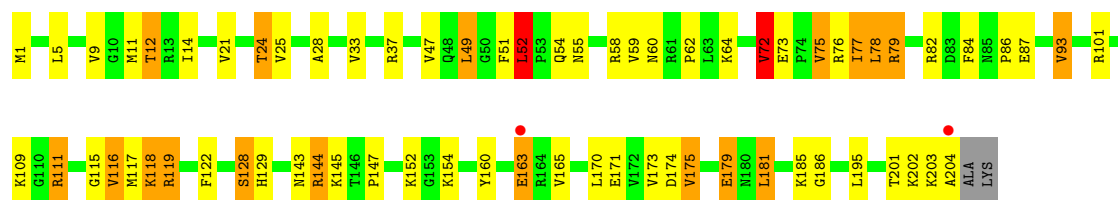
• Molecule 26: 50S Ribosomal Protein L3

Chain BE: 67% 24% 7% .



• Molecule 26: 50S Ribosomal Protein L3

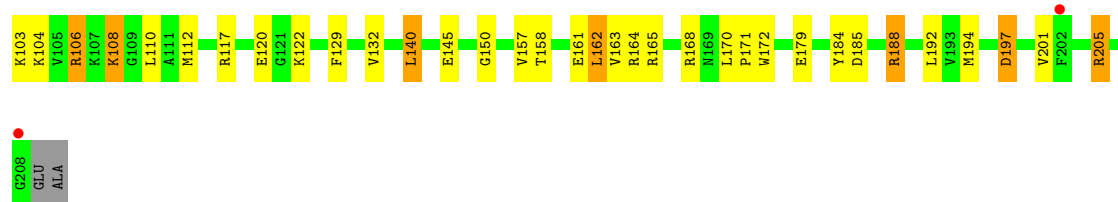
Chain DE: 66% 24% 9% ..



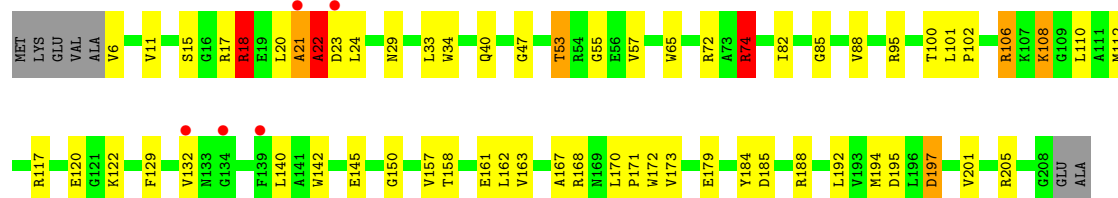
• Molecule 27: 50S Ribosomal Protein L4

Chain BF: 66% 23% 6% . .

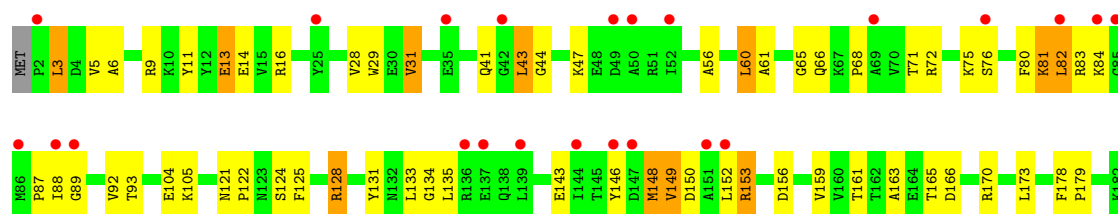




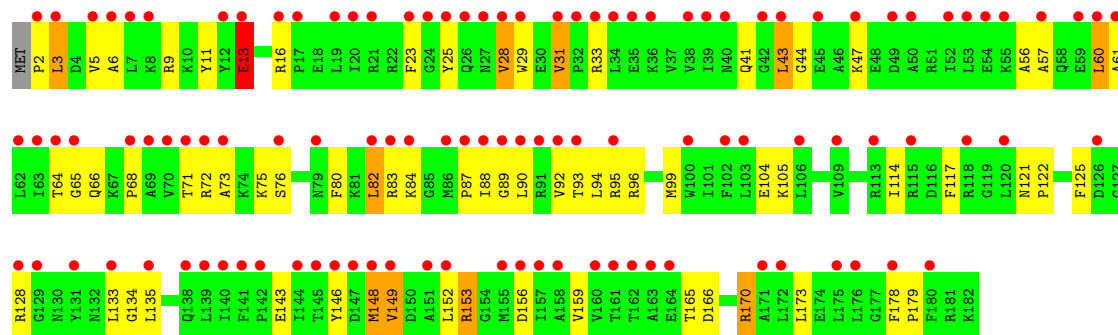
• Molecule 27: 50S Ribosomal Protein L4



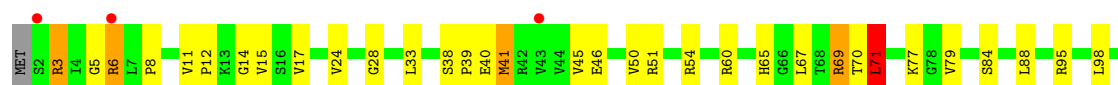
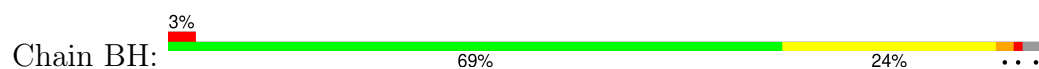
• Molecule 28: 50S Ribosomal Protein L5

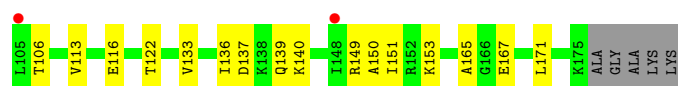


• Molecule 28: 50S Ribosomal Protein L5

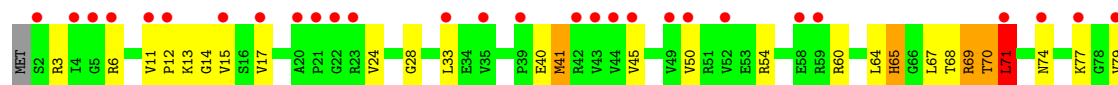


• Molecule 29: 50S Ribosomal Protein L6

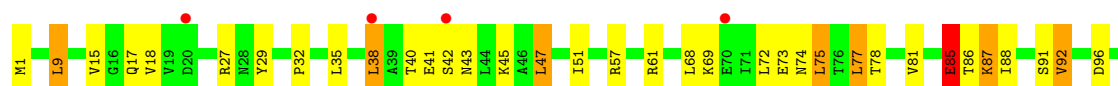





• Molecule 29: 50S Ribosomal Protein L6



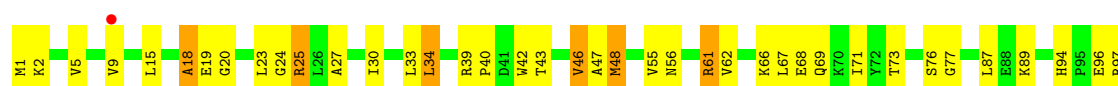
• Molecule 30: 50S Ribosomal Protein L9



• Molecule 30: 50S Ribosomal Protein L9

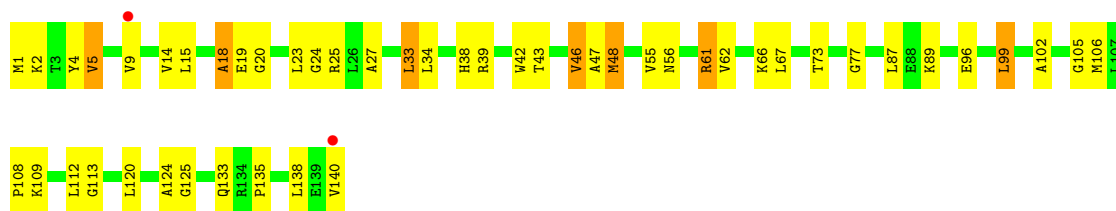


• Molecule 31: 50S Ribosomal Protein L13



• Molecule 31: 50S Ribosomal Protein L13





• Molecule 32: 50S Ribosomal Protein L14

Chain BO: 77% 22% .



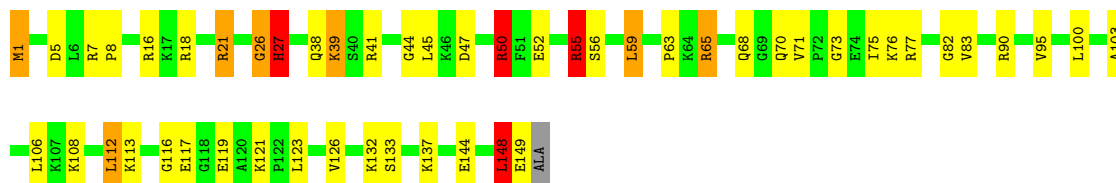
• Molecule 32: 50S Ribosomal Protein L14

Chain DO: 77% 20% .



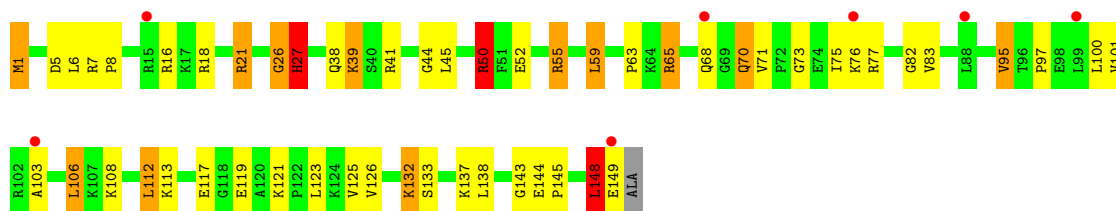
• Molecule 33: 50S Ribosomal Protein L15

Chain BP: 65% 27% 5% . .



• Molecule 33: 50S Ribosomal Protein L15

Chain DP: 5% 63% 26% 8% . .



• Molecule 34: 50S Ribosomal Protein L16

Chain BQ: 68% 27% . .

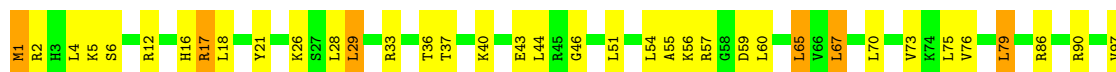




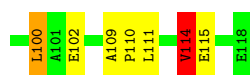
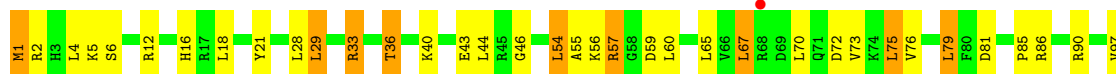
• Molecule 34: 50S Ribosomal Protein L16



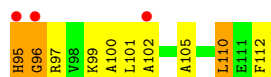
• Molecule 35: 50S Ribosomal Protein L17



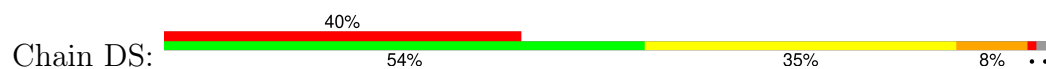
• Molecule 35: 50S Ribosomal Protein L17

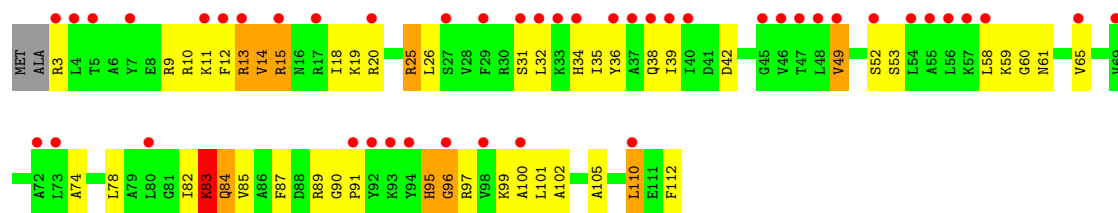


• Molecule 36: 50S Ribosomal Protein L18

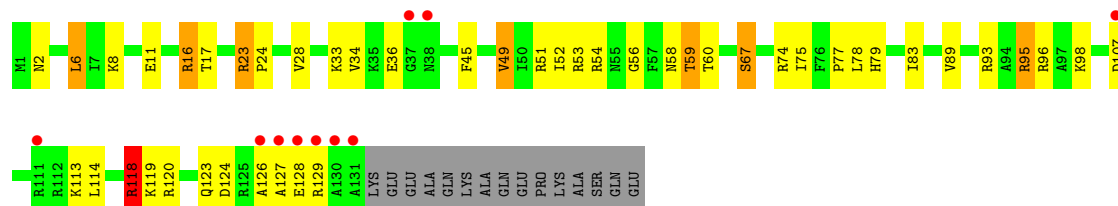


• Molecule 36: 50S Ribosomal Protein L18

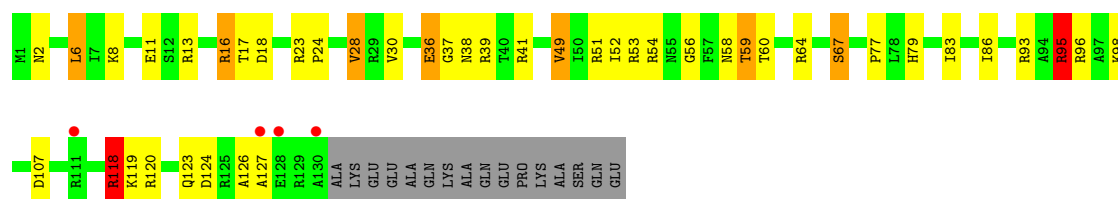




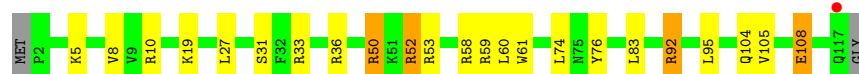
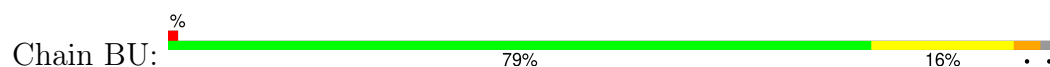
• Molecule 37: 50S Ribosomal Protein L19



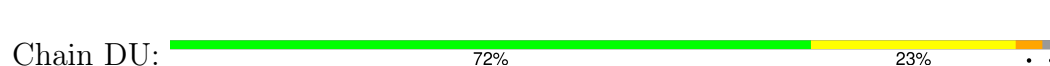
• Molecule 37: 50S Ribosomal Protein L19



• Molecule 38: 50S Ribosomal Protein L20



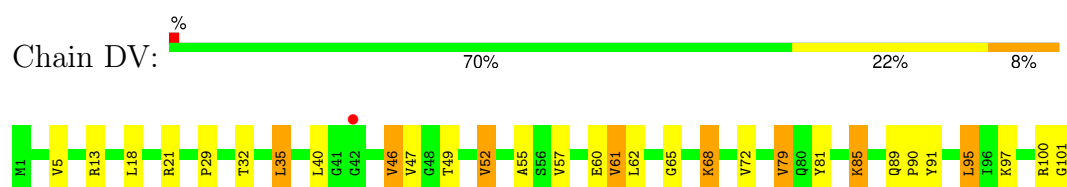
• Molecule 38: 50S Ribosomal Protein L20



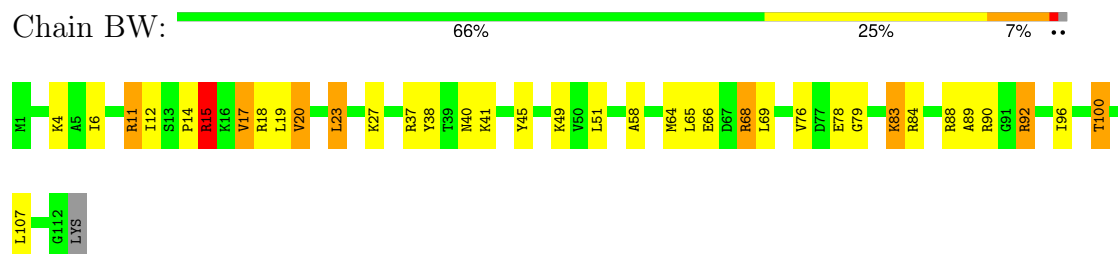
• Molecule 39: 50S Ribosomal Protein L21



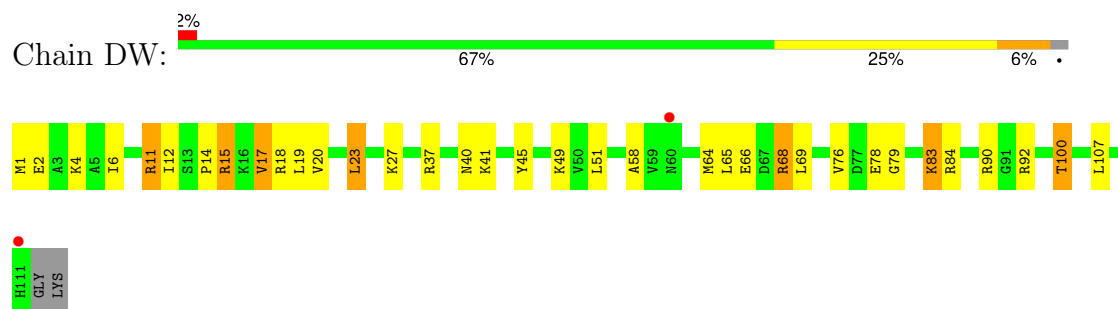
• Molecule 39: 50S Ribosomal Protein L21



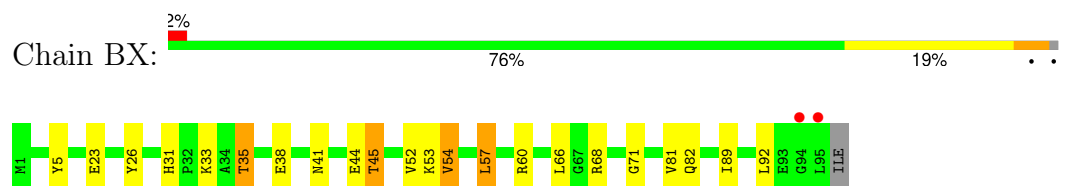
• Molecule 40: 50S Ribosomal Protein L22



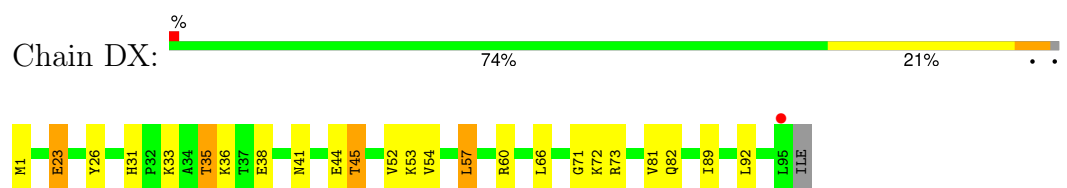
• Molecule 40: 50S Ribosomal Protein L22



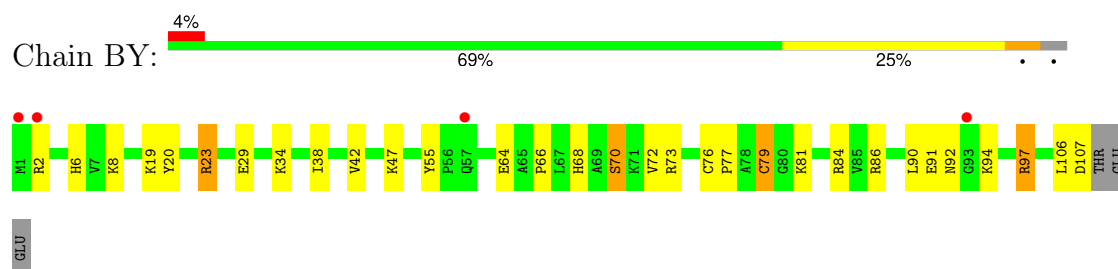
• Molecule 41: 50S Ribosomal Protein L23



• Molecule 41: 50S Ribosomal Protein L23



• Molecule 42: 50S Ribosomal Protein L24

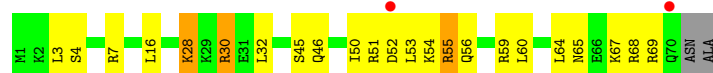




• Molecule 45: 50S Ribosomal Protein L28



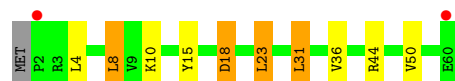
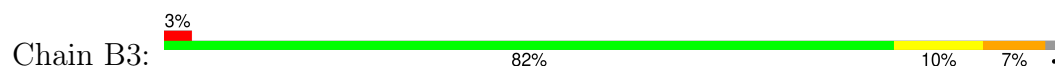
• Molecule 46: 50S Ribosomal Protein L29



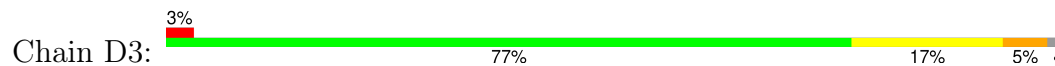
• Molecule 46: 50S Ribosomal Protein L29



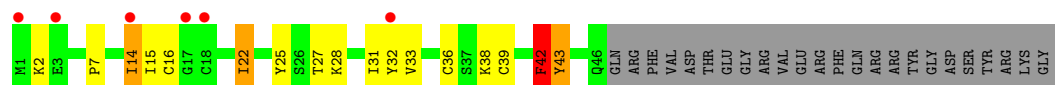
• Molecule 47: 50S Ribosomal Protein L30



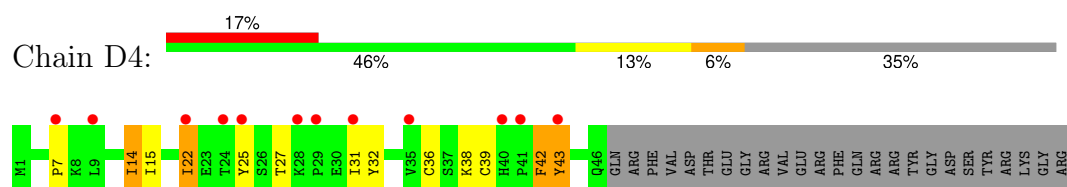
• Molecule 47: 50S Ribosomal Protein L30



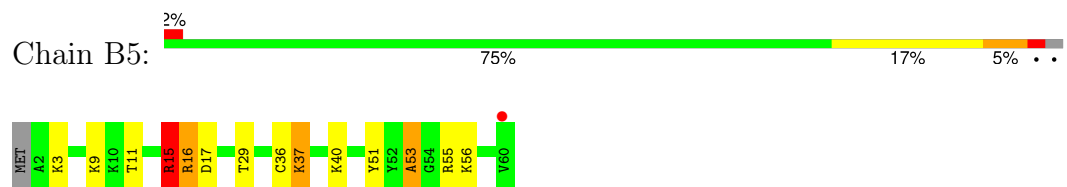
• Molecule 48: 50S Ribosomal Protein L31



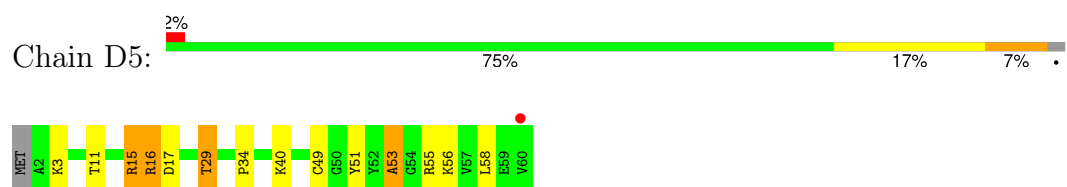
• Molecule 48: 50S Ribosomal Protein L31



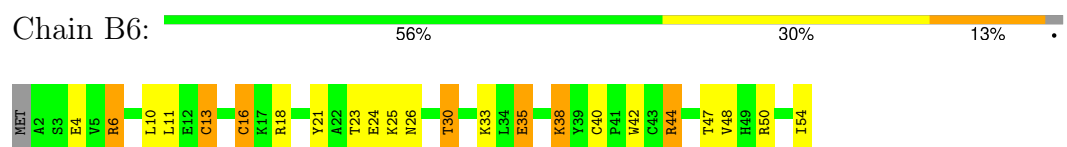
- Molecule 49: 50S Ribosomal Protein L32



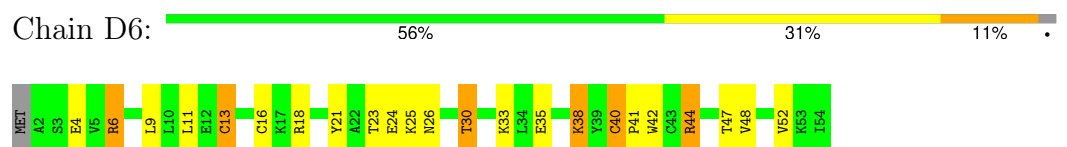
- Molecule 49: 50S Ribosomal Protein L32



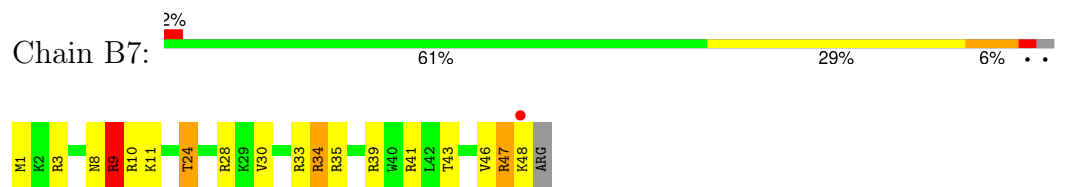
- Molecule 50: 50S Ribosomal Protein L33



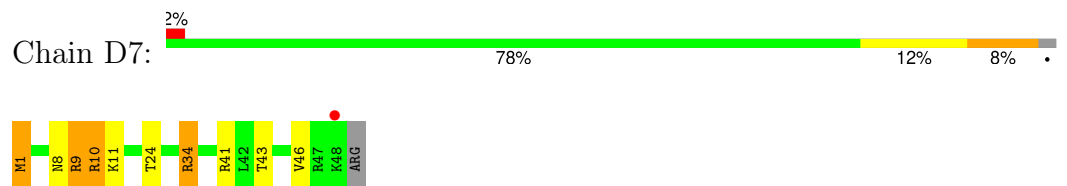
- Molecule 50: 50S Ribosomal Protein L33



- Molecule 51: 50S Ribosomal Protein L34



- Molecule 51: 50S Ribosomal Protein L34



- Molecule 52: 50S Ribosomal Protein L35



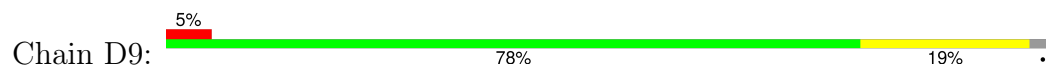
- Molecule 52: 50S Ribosomal Protein L35



- Molecule 53: 50S ribosomal protein L36



- Molecule 53: 50S ribosomal protein L36



4 Data and refinement statistics

Property	Value	Source
Space group	P 21 21 21	Depositor
Cell constants a, b, c, α , β , γ	209.63Å 449.30Å 620.90Å 90.00° 90.00° 90.00°	Depositor
Resolution (Å)	49.71 – 2.70 49.71 – 2.70	Depositor EDS
% Data completeness (in resolution range)	98.4 (49.71-2.70) 98.4 (49.71-2.70)	Depositor EDS
R_{merge}	0.17	Depositor
R_{sym}	(Not available)	Depositor
$\langle I/\sigma(I) \rangle$ ¹	1.20 (at 2.69Å)	Xtriage
Refinement program	PHENIX 1.7.2 _869	Depositor
R, R_{free}	0.217 , 0.254 0.213 , 0.250	Depositor DCC
R_{free} test set	78243 reflections (5.02%)	wwPDB-VP
Wilson B-factor (Å ²)	55.6	Xtriage
Anisotropy	0.155	Xtriage
Bulk solvent k_{sol} (e/Å ³), B_{sol} (Å ²)	0.29 , 46.1	EDS
L-test for twinning ²	$\langle L \rangle = 0.45$, $\langle L^2 \rangle = 0.27$	Xtriage
Estimated twinning fraction	No twinning to report.	Xtriage
F_o, F_c correlation	0.93	EDS
Total number of atoms	287173	wwPDB-VP
Average B, all atoms (Å ²)	64.0	wwPDB-VP

Xtriage's analysis on translational NCS is as follows: *The largest off-origin peak in the Patterson function is 1.42% of the height of the origin peak. No significant pseudotranslation is detected.*

¹Intensities estimated from amplitudes.

²Theoretical values of $\langle |L| \rangle$, $\langle L^2 \rangle$ for acentric reflections are 0.5, 0.333 respectively for untwinned datasets, and 0.375, 0.2 for perfectly twinned datasets.

5 Model quality ⓘ

5.1 Standard geometry ⓘ

Bond lengths and bond angles in the following residue types are not validated in this section: ZN, MG

The Z score for a bond length (or angle) is the number of standard deviations the observed value is removed from the expected value. A bond length (or angle) with $|Z| > 5$ is considered an outlier worth inspection. RMSZ is the root-mean-square of all Z scores of the bond lengths (or angles).

Mol	Chain	Bond lengths		Bond angles	
		RMSZ	$\# Z > 5$	RMSZ	$\# Z > 5$
1	AA	1.00	41/35935 (0.1%)	1.48	589/56084 (1.1%)
1	CA	0.97	39/35884 (0.1%)	1.44	557/56006 (1.0%)
2	AB	0.57	0/1811	0.74	0/2452
2	CB	0.62	0/1852	0.75	0/2510
3	AC	0.63	1/1474 (0.1%)	0.84	1/2003 (0.0%)
3	CC	0.67	0/1477	0.90	4/2006 (0.2%)
4	AD	0.73	2/1550 (0.1%)	0.87	1/2106 (0.0%)
4	CD	0.68	3/1567 (0.2%)	0.85	1/2125 (0.0%)
5	AE	0.60	0/1121	0.78	0/1517
5	CE	0.64	0/1122	0.81	0/1518
6	AF	0.61	0/794	0.79	0/1082
6	CF	0.58	0/789	0.78	0/1074
7	AG	0.59	0/1186	0.74	0/1603
7	CG	0.63	0/1183	0.74	0/1599
8	AH	0.52	0/1065	0.71	0/1445
8	CH	0.53	0/1069	0.69	0/1450
9	AI	0.60	0/867	0.85	0/1180
9	CI	0.70	0/864	0.84	0/1177
10	AJ	0.65	0/672	0.83	0/919
10	CJ	0.73	0/670	0.86	0/917
11	AK	0.59	0/843	0.74	0/1144
11	CK	0.60	0/843	0.75	0/1144
12	AL	0.67	0/925	0.83	0/1251
12	CL	0.65	0/921	0.87	2/1247 (0.2%)
13	AM	0.66	0/811	0.91	0/1103
13	CM	0.72	0/794	0.92	0/1081
14	AN	0.62	0/487	0.83	0/649
14	CN	0.68	0/483	0.91	1/645 (0.2%)
15	AO	0.59	0/735	0.84	2/981 (0.2%)
15	CO	0.57	0/735	0.79	1/981 (0.1%)
16	AP	0.60	0/667	0.83	0/905
16	CP	0.57	0/677	0.83	0/917

Mol	Chain	Bond lengths		Bond angles	
		RMSZ	# Z >5	RMSZ	# Z >5
17	AQ	0.59	0/836	0.76	0/1117
17	CQ	0.62	0/832	0.77	0/1113
18	AR	0.51	0/519	0.82	1/699 (0.1%)
18	CR	0.52	0/519	0.81	0/699
19	AS	0.58	0/574	0.85	1/781 (0.1%)
19	CS	0.64	0/563	0.82	0/766
20	AT	0.59	0/701	0.86	2/930 (0.2%)
20	CT	0.60	0/776	0.83	2/1026 (0.2%)
21	AU	0.57	0/203	0.73	0/266
21	CU	0.71	0/184	0.85	0/244
22	AY	0.67	0/766	0.87	0/1034
22	CY	0.67	0/751	0.76	0/1017
23	BA	1.46	435/68200 (0.6%)	1.72	2119/106454 (2.0%)
23	DA	1.17	125/67486 (0.2%)	1.62	1697/105338 (1.6%)
24	BB	1.09	2/2878 (0.1%)	1.48	44/4490 (1.0%)
24	DB	1.27	9/2878 (0.3%)	1.51	51/4490 (1.1%)
25	BD	0.90	1/2186 (0.0%)	1.02	8/2944 (0.3%)
25	DD	0.79	0/2186	0.96	2/2944 (0.1%)
26	BE	0.89	0/1588	0.98	2/2145 (0.1%)
26	DE	0.79	1/1588 (0.1%)	0.96	1/2145 (0.0%)
27	BF	0.84	1/1612 (0.1%)	0.94	5/2184 (0.2%)
27	DF	0.71	0/1607	0.91	4/2178 (0.2%)
28	BG	0.55	0/1393	0.78	0/1892
28	DG	0.69	0/1393	0.80	0/1892
29	BH	0.68	0/1343	0.80	0/1820
29	DH	0.63	0/1343	0.75	0/1820
30	BI	0.63	0/1058	0.84	0/1449
30	DI	0.64	0/1058	0.90	1/1449 (0.1%)
31	BN	0.84	0/1139	0.96	4/1538 (0.3%)
31	DN	0.71	0/1139	0.89	1/1538 (0.1%)
32	BO	0.86	0/933	0.92	2/1257 (0.2%)
32	DO	0.77	0/933	0.91	1/1257 (0.1%)
33	BP	0.85	0/1148	1.02	7/1529 (0.5%)
33	DP	0.72	0/1148	0.97	5/1529 (0.3%)
34	BQ	0.85	0/1143	0.89	2/1527 (0.1%)
34	DQ	0.76	0/1143	0.90	2/1527 (0.1%)
35	BR	0.85	0/982	0.98	2/1312 (0.2%)
35	DR	0.71	0/982	0.92	1/1312 (0.1%)
36	BS	0.71	0/875	0.91	1/1168 (0.1%)
36	DS	0.78	0/883	0.89	1/1176 (0.1%)
37	BT	0.79	0/1077	0.98	2/1444 (0.1%)
37	DT	0.73	0/1072	0.97	4/1437 (0.3%)
38	BU	0.89	0/977	0.95	4/1301 (0.3%)

Mol	Chain	Bond lengths		Bond angles	
		RMSZ	# Z >5	RMSZ	# Z >5
38	DU	0.78	0/977	0.83	0/1301
39	BV	0.85	0/782	0.92	0/1049
39	DV	0.77	0/786	0.89	0/1053
40	BW	0.97	2/891 (0.2%)	0.97	3/1197 (0.3%)
40	DW	0.85	0/887	0.91	1/1192 (0.1%)
41	BX	0.88	0/756	0.90	1/1016 (0.1%)
41	DX	0.78	0/746	0.88	1/1005 (0.1%)
42	BY	0.76	1/798 (0.1%)	1.04	4/1073 (0.4%)
42	DY	0.73	0/794	1.03	3/1067 (0.3%)
43	BZ	0.67	0/1555	0.85	4/2118 (0.2%)
43	DZ	0.71	0/1561	0.84	3/2131 (0.1%)
44	B0	0.78	0/602	0.94	3/804 (0.4%)
44	D0	0.76	0/615	0.90	0/820
45	B1	0.85	0/752	0.91	2/1003 (0.2%)
45	D1	0.76	0/752	0.92	2/1003 (0.2%)
46	B2	0.77	0/590	0.80	0/781
46	D2	0.73	0/586	0.78	0/779
47	B3	0.76	0/463	0.77	0/623
47	D3	0.74	0/468	0.75	0/628
48	B4	0.65	1/358 (0.3%)	0.82	1/487 (0.2%)
48	D4	0.73	0/358	0.80	0/487
49	B5	0.93	0/469	1.07	2/634 (0.3%)
49	D5	0.85	1/465 (0.2%)	0.99	1/630 (0.2%)
50	B6	0.89	1/456 (0.2%)	0.90	0/609
50	D6	0.81	0/444	0.86	0/595
51	B7	1.02	0/426	1.17	5/561 (0.9%)
51	D7	0.81	0/410	0.99	1/543 (0.2%)
52	B8	0.92	0/516	0.98	1/679 (0.1%)
52	D8	0.82	0/516	1.06	5/679 (0.7%)
53	B9	0.98	0/300	1.11	3/395 (0.8%)
53	D9	0.77	0/300	1.02	0/395
All	All	1.09	666/304847 (0.2%)	1.44	5184/456336 (1.1%)

Chiral center outliers are detected by calculating the chiral volume of a chiral center and verifying if the center is modelled as a planar moiety or with the opposite hand. A planarity outlier is detected by checking planarity of atoms in a peptide group, atoms in a mainchain group or atoms of a sidechain that are expected to be planar.

Mol	Chain	#Chirality outliers	#Planarity outliers
2	AB	0	1
2	CB	0	2
3	AC	0	2

Continued on next page...

Continued from previous page...

Mol	Chain	#Chirality outliers	#Planarity outliers
3	CC	0	3
4	AD	0	1
4	CD	0	1
9	AI	0	3
9	CI	0	1
10	AJ	0	3
10	CJ	0	2
12	CL	0	2
13	AM	0	2
13	CM	0	1
14	CN	0	2
18	AR	0	1
18	CR	0	1
23	BA	0	4
23	DA	0	1
25	BD	0	1
25	DD	0	1
26	BE	0	1
26	DE	0	1
27	BF	0	3
27	DF	0	2
28	BG	0	1
28	DG	0	1
29	BH	0	1
29	DH	0	1
30	BI	0	1
31	BN	0	1
31	DN	0	1
33	BP	0	2
33	DP	0	2
36	BS	0	1
36	DS	0	1
37	BT	0	1
37	DT	0	1
41	BX	0	1
41	DX	0	1
43	BZ	0	1
43	DZ	0	1
45	B1	0	1
45	D1	0	1
48	B4	0	1
48	D4	0	1

Continued on next page...

Continued from previous page...

Mol	Chain	#Chirality outliers	#Planarity outliers
49	B5	0	1
49	D5	0	1
52	D8	0	1
All	All	0	68

The worst 5 of 666 bond length outliers are listed below:

Mol	Chain	Res	Type	Atoms	Z	Observed(Å)	Ideal(Å)
1	AA	1459	C	N1-C2	18.78	1.58	1.40
1	CA	1459	C	N1-C2	17.97	1.58	1.40
1	CA	1442(A)	G	N9-C4	15.13	1.50	1.38
23	BA	1021	A	N9-C4	-14.91	1.28	1.37
23	BA	2287	A	N9-C4	-14.79	1.28	1.37

The worst 5 of 5184 bond angle outliers are listed below:

Mol	Chain	Res	Type	Atoms	Z	Observed(°)	Ideal(°)
1	AA	1459	C	C6-N1-C2	-31.41	107.74	120.30
1	CA	1459	C	C6-N1-C2	-31.40	107.74	120.30
1	CA	1459	C	N3-C2-O2	-28.90	101.67	121.90
1	AA	1459	C	N3-C2-O2	-28.10	102.23	121.90
1	CA	1442(A)	G	N3-C4-C5	-25.05	116.07	128.60

There are no chirality outliers.

5 of 68 planarity outliers are listed below:

Mol	Chain	Res	Type	Group
2	AB	14	GLY	Peptide
3	AC	180	ALA	Peptide
3	AC	50	ALA	Peptide
4	AD	29	PRO	Peptide
9	AI	39	GLY	Peptide

5.2 Too-close contacts [i](#)

In the following table, the Non-H and H(model) columns list the number of non-hydrogen atoms and hydrogen atoms in the chain respectively. The H(added) column lists the number of hydrogen atoms added and optimized by MolProbity. The Clashes column lists the number of clashes within the asymmetric unit, whereas Symm-Clashes lists symmetry-related clashes.

Mol	Chain	Non-H	H(model)	H(added)	Clashes	Symm-Clashes
1	AA	32102	0	16201	703	0
1	CA	32056	0	16179	905	0
2	AB	1777	0	1747	75	0
2	CB	1817	0	1785	78	0
3	AC	1450	0	1314	42	0
3	CC	1453	0	1320	78	0
4	AD	1520	0	1406	44	0
4	CD	1537	0	1430	89	0
5	AE	1105	0	1130	37	0
5	CE	1106	0	1132	39	0
6	AF	781	0	741	17	0
6	CF	776	0	733	20	0
7	AG	1167	0	1108	34	0
7	CG	1164	0	1106	47	0
8	AH	1045	0	1033	31	0
8	CH	1049	0	1037	33	0
9	AI	852	0	742	47	0
9	CI	849	0	735	56	0
10	AJ	659	0	552	40	0
10	CJ	657	0	547	38	0
11	AK	828	0	822	15	0
11	CK	828	0	822	23	0
12	AL	909	0	927	29	0
12	CL	905	0	916	29	0
13	AM	801	0	743	42	0
13	CM	784	0	730	40	0
14	AN	478	0	496	25	0
14	CN	474	0	485	35	0
15	AO	724	0	749	23	0
15	CO	724	0	749	28	0
16	AP	651	0	638	34	0
16	CP	661	0	653	47	0
17	AQ	823	0	891	29	0
17	CQ	819	0	880	27	0
18	AR	514	0	530	13	0
18	CR	514	0	530	18	0
19	AS	560	0	466	31	0
19	CS	549	0	468	25	0
20	AT	699	0	746	24	0
20	CT	773	0	836	32	0
21	AU	199	0	208	6	0
21	CU	180	0	173	9	0
22	AY	754	0	776	24	0

Continued on next page...

Continued from previous page...

Mol	Chain	Non-H	H(model)	H(added)	Clashes	Symm-Clashes
22	CY	739	0	740	38	0
23	BA	60898	0	30697	759	0
23	DA	60264	0	30391	909	0
24	BB	2573	0	1306	27	0
24	DB	2573	0	1306	51	0
25	BD	2136	0	2218	55	0
25	DD	2136	0	2218	62	0
26	BE	1555	0	1607	41	0
26	DE	1555	0	1607	46	0
27	BF	1577	0	1612	44	0
27	DF	1572	0	1613	43	0
28	BG	1368	0	1324	37	0
28	DG	1368	0	1324	49	0
29	BH	1317	0	1376	23	0
29	DH	1317	0	1376	24	0
30	BI	1043	0	1054	39	0
30	DI	1043	0	1054	51	0
31	BN	1112	0	1180	25	0
31	DN	1112	0	1180	28	0
32	BO	923	0	981	12	0
32	DO	923	0	981	16	0
33	BP	1131	0	1201	39	0
33	DP	1131	0	1201	45	0
34	BQ	1122	0	1179	26	0
34	DQ	1122	0	1179	30	0
35	BR	968	0	1033	24	0
35	DR	968	0	1033	30	0
36	BS	865	0	905	38	0
36	DS	873	0	927	49	0
37	BT	1063	0	1103	29	0
37	DT	1058	0	1098	31	0
38	BU	959	0	1019	12	0
38	DU	959	0	1019	23	0
39	BV	771	0	830	14	1
39	DV	775	0	841	16	0
40	BW	881	0	935	22	0
40	DW	877	0	932	18	0
41	BX	742	0	799	14	0
41	DX	732	0	777	16	0
42	BY	785	0	828	16	0
42	DY	781	0	829	22	0
43	BZ	1522	0	1511	54	0

Continued on next page...

Continued from previous page...

Mol	Chain	Non-H	H(model)	H(added)	Clashes	Symm-Clashes
43	DZ	1528	0	1476	59	0
44	B0	594	0	604	7	0
44	D0	607	0	622	18	0
45	B1	745	0	804	20	0
45	D1	745	0	804	22	0
46	B2	588	0	643	13	0
46	D2	584	0	623	16	0
47	B3	458	0	503	6	0
47	D3	463	0	507	8	0
48	B4	349	0	336	11	0
48	D4	349	0	336	12	0
49	B5	455	0	472	10	0
49	D5	451	0	461	11	0
50	B6	449	0	462	15	0
50	D6	437	0	440	16	0
51	B7	418	0	467	10	0
51	D7	402	0	434	5	0
52	B8	509	0	565	19	0
52	D8	509	0	565	26	0
53	B9	297	0	316	6	0
53	D9	297	0	316	6	0
54	AA	217	0	0	0	0
54	AD	2	0	0	0	0
54	AE	1	0	0	0	0
54	AF	1	0	0	0	0
54	AI	1	0	0	0	0
54	AL	1	0	0	0	0
54	AM	2	0	0	0	0
54	AP	1	0	0	0	0
54	B0	4	0	0	0	0
54	B1	1	0	0	0	0
54	B2	2	0	0	0	0
54	B3	3	0	0	0	0
54	B5	1	0	0	0	0
54	B6	1	0	0	0	0
54	B7	1	0	0	0	0
54	B8	1	0	0	0	0
54	B9	3	0	0	0	0
54	BA	729	0	0	0	0
54	BB	19	0	0	0	0
54	BD	7	0	0	0	0
54	BE	6	0	0	0	0

Continued on next page...

Continued from previous page...

Mol	Chain	Non-H	H(model)	H(added)	Clashes	Symm-Clashes
54	BF	6	0	0	0	0
54	BG	1	0	0	0	0
54	BH	1	0	0	0	0
54	BN	2	0	0	0	0
54	BO	1	0	0	0	0
54	BP	2	0	0	0	0
54	BQ	5	0	0	0	0
54	BR	5	0	0	0	0
54	BS	1	0	0	0	0
54	BT	3	0	0	0	0
54	BU	3	0	0	0	0
54	BV	4	0	0	0	0
54	BW	1	0	0	0	0
54	BY	1	0	0	0	0
54	BZ	2	0	0	0	0
54	CA	203	0	0	0	0
54	CE	1	0	0	0	0
54	CQ	1	0	0	0	0
54	D0	1	0	0	0	0
54	D1	1	0	0	0	0
54	D5	2	0	0	0	0
54	D7	2	0	0	0	0
54	D8	2	0	0	0	0
54	D9	1	0	0	0	0
54	DA	637	0	0	0	0
54	DB	10	0	0	0	0
54	DD	5	0	0	0	0
54	DE	3	0	0	0	0
54	DF	5	0	0	0	0
54	DO	3	0	0	0	0
54	DP	3	0	0	0	0
54	DQ	4	0	0	0	0
54	DR	2	0	0	0	0
54	DT	2	0	0	0	0
54	DW	1	0	0	0	0
55	AD	1	0	0	0	0
55	AN	1	0	0	0	0
55	B4	1	0	0	0	0
55	B5	1	0	0	0	0
55	B6	1	0	0	0	0
55	B9	1	0	0	0	0
55	BY	1	0	0	0	0

Continued on next page...

Continued from previous page...

Mol	Chain	Non-H	H(model)	H(added)	Clashes	Symm-Clashes
55	CD	1	0	0	0	0
55	CN	1	0	0	0	0
55	D4	1	0	0	0	0
55	D5	1	0	0	0	0
55	D6	1	0	0	0	0
55	D9	1	0	0	0	0
55	DY	1	0	0	0	0
56	AA	443	0	0	25	0
56	AD	3	0	0	2	0
56	AE	2	0	0	0	0
56	AF	2	0	0	0	0
56	AG	2	0	0	0	0
56	AJ	1	0	0	0	0
56	AK	1	0	0	0	0
56	AL	3	0	0	0	0
56	AM	1	0	0	0	0
56	AO	1	0	0	0	0
56	AP	1	0	0	0	0
56	AQ	3	0	0	0	0
56	AY	1	0	0	0	0
56	B0	4	0	0	0	0
56	B1	5	0	0	0	0
56	B3	4	0	0	0	0
56	B5	5	0	0	0	0
56	B6	2	0	0	0	0
56	B7	5	0	0	2	0
56	B8	11	0	0	0	0
56	B9	1	0	0	0	0
56	BA	1988	0	0	66	1
56	BB	43	0	0	1	0
56	BD	21	0	0	2	0
56	BE	18	0	0	1	0
56	BF	18	0	0	0	0
56	BG	2	0	0	0	0
56	BH	2	0	0	0	0
56	BN	7	0	0	0	0
56	BO	3	0	0	0	0
56	BP	20	0	0	0	0
56	BQ	9	0	0	0	0
56	BR	8	0	0	0	1
56	BS	2	0	0	0	0
56	BT	5	0	0	0	0

Continued on next page...

Continued from previous page...

Mol	Chain	Non-H	H(model)	H(added)	Clashes	Symm-Clashes
56	BU	9	0	0	0	0
56	BV	13	0	0	1	1
56	BW	6	0	0	0	0
56	BX	2	0	0	0	0
56	BY	2	0	0	0	0
56	BZ	2	0	0	0	0
56	CA	400	0	0	32	0
56	CD	2	0	0	1	0
56	CE	4	0	0	0	0
56	CF	1	0	0	0	0
56	CK	1	0	0	0	0
56	CL	2	0	0	0	0
56	CP	3	0	0	0	0
56	CQ	3	0	0	0	0
56	CR	1	0	0	1	0
56	CT	2	0	0	0	0
56	CU	1	0	0	1	0
56	D0	2	0	0	0	0
56	D1	3	0	0	0	0
56	D2	1	0	0	0	0
56	D3	1	0	0	1	0
56	D5	3	0	0	0	0
56	D6	3	0	0	0	0
56	D7	3	0	0	0	0
56	D8	6	0	0	0	0
56	D9	1	0	0	0	0
56	DA	1496	0	0	107	0
56	DB	33	0	0	6	0
56	DD	17	0	0	2	0
56	DE	12	0	0	0	0
56	DF	10	0	0	0	0
56	DN	2	0	0	0	0
56	DO	7	0	0	0	0
56	DP	11	0	0	0	0
56	DQ	2	0	0	1	0
56	DR	5	0	0	0	0
56	DT	3	0	0	0	0
56	DU	1	0	0	0	0
56	DV	1	0	0	0	0
56	DW	4	0	0	0	0
56	DX	2	0	0	0	0
56	DY	2	0	0	0	0

Continued on next page...

Continued from previous page...

Mol	Chain	Non-H	H(model)	H(added)	Clashes	Symm-Clashes
All	All	287173	0	187292	5583	2

The all-atom clashscore is defined as the number of clashes found per 1000 atoms (including hydrogen atoms). The all-atom clashscore for this structure is 12.

The worst 5 of 5583 close contacts within the same asymmetric unit are listed below, sorted by their clash magnitude.

Atom-1	Atom-2	Interatomic distance (Å)	Clash overlap (Å)
23:BA:2296:U:O4	23:BA:2335:A:N6	1.59	1.34
23:DA:2296:U:O4	23:DA:2335:A:N6	1.59	1.33
1:CA:1164:G:H1	1:CA:1172:C:N4	1.45	1.15
23:BA:885:C:N4	23:BA:890:A:N6	1.97	1.13
1:AA:40:C:N4	1:AA:402:G:H1	1.47	1.12

All (2) symmetry-related close contacts are listed below. The label for Atom-2 includes the symmetry operator and encoded unit-cell translations to be applied.

Atom-1	Atom-2	Interatomic distance (Å)	Clash overlap (Å)
56:BR:308:HOH:O	56:BV:310:HOH:O[4_445]	2.03	0.17
39:BV:101:GLY:O	56:BA:5729:HOH:O[4_545]	2.17	0.03

5.3 Torsion angles [i](#)

5.3.1 Protein backbone [i](#)

In the following table, the Percentiles column shows the percent Ramachandran outliers of the chain as a percentile score with respect to all X-ray entries followed by that with respect to entries of similar resolution.

The Analysed column shows the number of residues for which the backbone conformation was analysed, and the total number of residues.

Mol	Chain	Analysed	Favoured	Allowed	Outliers	Percentiles	
2	AB	227/256 (89%)	185 (82%)	40 (18%)	2 (1%)	14	35
2	CB	233/256 (91%)	187 (80%)	43 (18%)	3 (1%)	10	26
3	AC	204/239 (85%)	176 (86%)	28 (14%)	0	100	100
3	CC	204/239 (85%)	169 (83%)	31 (15%)	4 (2%)	6	16
4	AD	206/209 (99%)	186 (90%)	20 (10%)	0	100	100

Continued on next page...

Continued from previous page...

Mol	Chain	Analysed	Favoured	Allowed	Outliers	Percentiles	
4	CD	206/209 (99%)	182 (88%)	23 (11%)	1 (0%)	25	49
5	AE	146/162 (90%)	128 (88%)	17 (12%)	1 (1%)	19	42
5	CE	146/162 (90%)	130 (89%)	15 (10%)	1 (1%)	19	42
6	AF	98/101 (97%)	96 (98%)	2 (2%)	0	100	100
6	CF	97/101 (96%)	95 (98%)	2 (2%)	0	100	100
7	AG	153/156 (98%)	132 (86%)	20 (13%)	1 (1%)	19	42
7	CG	153/156 (98%)	130 (85%)	22 (14%)	1 (1%)	19	42
8	AH	136/138 (99%)	129 (95%)	7 (5%)	0	100	100
8	CH	136/138 (99%)	128 (94%)	8 (6%)	0	100	100
9	AI	123/128 (96%)	108 (88%)	13 (11%)	2 (2%)	8	21
9	CI	123/128 (96%)	104 (85%)	14 (11%)	5 (4%)	2	5
10	AJ	94/105 (90%)	72 (77%)	15 (16%)	7 (7%)	1	1
10	CJ	94/105 (90%)	72 (77%)	18 (19%)	4 (4%)	2	4
11	AK	112/129 (87%)	103 (92%)	9 (8%)	0	100	100
11	CK	112/129 (87%)	104 (93%)	8 (7%)	0	100	100
12	AL	120/132 (91%)	109 (91%)	10 (8%)	1 (1%)	16	38
12	CL	120/132 (91%)	109 (91%)	10 (8%)	1 (1%)	16	38
13	AM	112/126 (89%)	86 (77%)	22 (20%)	4 (4%)	3	6
13	CM	110/126 (87%)	86 (78%)	18 (16%)	6 (6%)	1	2
14	AN	58/61 (95%)	50 (86%)	7 (12%)	1 (2%)	7	20
14	CN	58/61 (95%)	49 (84%)	5 (9%)	4 (7%)	1	1
15	AO	86/89 (97%)	81 (94%)	5 (6%)	0	100	100
15	CO	86/89 (97%)	79 (92%)	7 (8%)	0	100	100
16	AP	80/88 (91%)	74 (92%)	5 (6%)	1 (1%)	10	26
16	CP	80/88 (91%)	74 (92%)	5 (6%)	1 (1%)	10	26
17	AQ	97/105 (92%)	88 (91%)	8 (8%)	1 (1%)	13	33
17	CQ	97/105 (92%)	89 (92%)	8 (8%)	0	100	100
18	AR	66/88 (75%)	55 (83%)	11 (17%)	0	100	100
18	CR	66/88 (75%)	56 (85%)	10 (15%)	0	100	100
19	AS	79/93 (85%)	67 (85%)	11 (14%)	1 (1%)	10	26
19	CS	76/93 (82%)	57 (75%)	18 (24%)	1 (1%)	10	26

Continued on next page...

Continued from previous page...

Mol	Chain	Analysed	Favoured	Allowed	Outliers	Percentiles	
20	AT	94/106 (89%)	77 (82%)	17 (18%)	0	100	100
20	CT	102/106 (96%)	79 (78%)	20 (20%)	3 (3%)	3	9
21	AU	21/27 (78%)	20 (95%)	1 (5%)	0	100	100
21	CU	21/27 (78%)	16 (76%)	5 (24%)	0	100	100
22	AY	93/119 (78%)	85 (91%)	7 (8%)	1 (1%)	12	30
22	CY	92/119 (77%)	87 (95%)	5 (5%)	0	100	100
25	BD	273/276 (99%)	262 (96%)	8 (3%)	3 (1%)	12	30
25	DD	273/276 (99%)	262 (96%)	8 (3%)	3 (1%)	12	30
26	BE	202/206 (98%)	191 (95%)	8 (4%)	3 (2%)	8	22
26	DE	202/206 (98%)	187 (93%)	12 (6%)	3 (2%)	8	22
27	BF	201/210 (96%)	189 (94%)	10 (5%)	2 (1%)	13	33
27	DF	201/210 (96%)	191 (95%)	8 (4%)	2 (1%)	13	33
28	BG	179/182 (98%)	149 (83%)	26 (14%)	4 (2%)	5	15
28	DG	179/182 (98%)	148 (83%)	29 (16%)	2 (1%)	12	30
29	BH	172/180 (96%)	161 (94%)	10 (6%)	1 (1%)	22	45
29	DH	172/180 (96%)	160 (93%)	9 (5%)	3 (2%)	7	20
30	BI	144/148 (97%)	116 (81%)	24 (17%)	4 (3%)	4	10
30	DI	144/148 (97%)	119 (83%)	22 (15%)	3 (2%)	5	15
31	BN	138/140 (99%)	125 (91%)	11 (8%)	2 (1%)	9	24
31	DN	138/140 (99%)	125 (91%)	11 (8%)	2 (1%)	9	24
32	BO	120/122 (98%)	118 (98%)	2 (2%)	0	100	100
32	DO	120/122 (98%)	118 (98%)	2 (2%)	0	100	100
33	BP	147/150 (98%)	132 (90%)	13 (9%)	2 (1%)	9	24
33	DP	147/150 (98%)	130 (88%)	15 (10%)	2 (1%)	9	24
34	BQ	139/141 (99%)	132 (95%)	6 (4%)	1 (1%)	19	42
34	DQ	139/141 (99%)	131 (94%)	6 (4%)	2 (1%)	9	24
35	BR	116/118 (98%)	114 (98%)	2 (2%)	0	100	100
35	DR	116/118 (98%)	115 (99%)	1 (1%)	0	100	100
36	BS	108/112 (96%)	99 (92%)	8 (7%)	1 (1%)	14	35
36	DS	108/112 (96%)	98 (91%)	9 (8%)	1 (1%)	14	35
37	BT	129/146 (88%)	125 (97%)	4 (3%)	0	100	100

Continued on next page...

Continued from previous page...

Mol	Chain	Analysed	Favoured	Allowed	Outliers	Percentiles	
37	DT	128/146 (88%)	124 (97%)	3 (2%)	1 (1%)	16	38
38	BU	114/118 (97%)	114 (100%)	0	0	100	100
38	DU	114/118 (97%)	114 (100%)	0	0	100	100
39	BV	99/101 (98%)	93 (94%)	6 (6%)	0	100	100
39	DV	99/101 (98%)	93 (94%)	6 (6%)	0	100	100
40	BW	110/113 (97%)	109 (99%)	1 (1%)	0	100	100
40	DW	109/113 (96%)	108 (99%)	1 (1%)	0	100	100
41	BX	93/96 (97%)	85 (91%)	8 (9%)	0	100	100
41	DX	93/96 (97%)	88 (95%)	4 (4%)	1 (1%)	12	30
42	BY	105/110 (96%)	93 (89%)	12 (11%)	0	100	100
42	DY	105/110 (96%)	97 (92%)	8 (8%)	0	100	100
43	BZ	196/206 (95%)	178 (91%)	14 (7%)	4 (2%)	6	16
43	DZ	201/206 (98%)	181 (90%)	15 (8%)	5 (2%)	4	12
44	B0	74/85 (87%)	72 (97%)	2 (3%)	0	100	100
44	D0	75/85 (88%)	71 (95%)	4 (5%)	0	100	100
45	B1	95/98 (97%)	92 (97%)	1 (1%)	2 (2%)	5	15
45	D1	95/98 (97%)	92 (97%)	1 (1%)	2 (2%)	5	15
46	B2	68/72 (94%)	64 (94%)	4 (6%)	0	100	100
46	D2	69/72 (96%)	65 (94%)	4 (6%)	0	100	100
47	B3	57/60 (95%)	56 (98%)	1 (2%)	0	100	100
47	D3	57/60 (95%)	55 (96%)	2 (4%)	0	100	100
48	B4	44/71 (62%)	35 (80%)	8 (18%)	1 (2%)	5	14
48	D4	44/71 (62%)	34 (77%)	10 (23%)	0	100	100
49	B5	57/60 (95%)	53 (93%)	4 (7%)	0	100	100
49	D5	57/60 (95%)	53 (93%)	4 (7%)	0	100	100
50	B6	51/54 (94%)	49 (96%)	2 (4%)	0	100	100
50	D6	51/54 (94%)	49 (96%)	2 (4%)	0	100	100
51	B7	46/49 (94%)	44 (96%)	1 (2%)	1 (2%)	5	15
51	D7	46/49 (94%)	44 (96%)	1 (2%)	1 (2%)	5	15
52	B8	62/65 (95%)	60 (97%)	1 (2%)	1 (2%)	8	21
52	D8	62/65 (95%)	59 (95%)	1 (2%)	2 (3%)	3	8

Continued on next page...

Continued from previous page...

Mol	Chain	Analysed	Favoured	Allowed	Outliers	Percentiles	
53	B9	34/37 (92%)	34 (100%)	0	0	100	100
53	D9	34/37 (92%)	34 (100%)	0	0	100	100
All	All	11568/12366 (94%)	10478 (91%)	965 (8%)	125 (1%)	12	30

5 of 125 Ramachandran outliers are listed below:

Mol	Chain	Res	Type
10	AJ	56	HIS
13	AM	84	ILE
27	BF	21	ALA
28	BG	82	LEU
30	BI	107	VAL

5.3.2 Protein sidechains ⓘ

In the following table, the Percentiles column shows the percent sidechain outliers of the chain as a percentile score with respect to all X-ray entries followed by that with respect to entries of similar resolution.

The Analysed column shows the number of residues for which the sidechain conformation was analysed, and the total number of residues.

Mol	Chain	Analysed	Rotameric	Outliers	Percentiles	
2	AB	177/220 (80%)	148 (84%)	29 (16%)	2	5
2	CB	181/220 (82%)	151 (83%)	30 (17%)	2	5
3	AC	114/188 (61%)	97 (85%)	17 (15%)	2	6
3	CC	114/188 (61%)	86 (75%)	28 (25%)	0	1
4	AD	139/181 (77%)	119 (86%)	20 (14%)	2	7
4	CD	142/181 (78%)	120 (84%)	22 (16%)	2	6
5	AE	108/123 (88%)	95 (88%)	13 (12%)	4	10
5	CE	108/123 (88%)	94 (87%)	14 (13%)	3	8
6	AF	77/90 (86%)	66 (86%)	11 (14%)	2	7
6	CF	75/90 (83%)	65 (87%)	10 (13%)	3	8
7	AG	104/127 (82%)	91 (88%)	13 (12%)	3	9
7	CG	103/127 (81%)	83 (81%)	20 (19%)	1	3
8	AH	103/119 (87%)	87 (84%)	16 (16%)	2	6
8	CH	104/119 (87%)	88 (85%)	16 (15%)	2	6

Continued on next page...

Continued from previous page...

Mol	Chain	Analysed	Rotameric	Outliers	Percentiles	
9	AI	62/99 (63%)	53 (86%)	9 (14%)	2	7
9	CI	62/99 (63%)	53 (86%)	9 (14%)	2	7
10	AJ	52/92 (56%)	41 (79%)	11 (21%)	1	2
10	CJ	52/92 (56%)	40 (77%)	12 (23%)	0	2
11	AK	81/99 (82%)	73 (90%)	8 (10%)	6	16
11	CK	81/99 (82%)	73 (90%)	8 (10%)	6	16
12	AL	92/109 (84%)	83 (90%)	9 (10%)	6	16
12	CL	91/109 (84%)	85 (93%)	6 (7%)	14	33
13	AM	63/101 (62%)	46 (73%)	17 (27%)	0	1
13	CM	62/101 (61%)	45 (73%)	17 (27%)	0	1
14	AN	46/50 (92%)	38 (83%)	8 (17%)	1	4
14	CN	45/50 (90%)	33 (73%)	12 (27%)	0	1
15	AO	77/80 (96%)	64 (83%)	13 (17%)	1	4
15	CO	77/80 (96%)	64 (83%)	13 (17%)	1	4
16	AP	63/74 (85%)	50 (79%)	13 (21%)	1	2
16	CP	65/74 (88%)	51 (78%)	14 (22%)	1	2
17	AQ	94/97 (97%)	82 (87%)	12 (13%)	3	9
17	CQ	93/97 (96%)	81 (87%)	12 (13%)	3	8
18	AR	49/77 (64%)	40 (82%)	9 (18%)	1	3
18	CR	49/77 (64%)	40 (82%)	9 (18%)	1	3
19	AS	43/80 (54%)	37 (86%)	6 (14%)	3	7
19	CS	44/80 (55%)	32 (73%)	12 (27%)	0	1
20	AT	62/82 (76%)	53 (86%)	9 (14%)	2	7
20	CT	72/82 (88%)	61 (85%)	11 (15%)	2	6
21	AU	18/22 (82%)	15 (83%)	3 (17%)	2	5
21	CU	14/22 (64%)	11 (79%)	3 (21%)	1	2
22	AY	82/104 (79%)	70 (85%)	12 (15%)	2	6
22	CY	79/104 (76%)	63 (80%)	16 (20%)	1	3
25	BD	215/218 (99%)	191 (89%)	24 (11%)	5	12
25	DD	215/218 (99%)	190 (88%)	25 (12%)	4	11
26	BE	163/166 (98%)	140 (86%)	23 (14%)	3	7

Continued on next page...

Continued from previous page...

Mol	Chain	Analysed	Rotameric	Outliers	Percentiles	
26	DE	163/166 (98%)	139 (85%)	24 (15%)	2	6
27	BF	158/166 (95%)	134 (85%)	24 (15%)	2	6
27	DF	157/166 (95%)	135 (86%)	22 (14%)	3	7
28	BG	128/156 (82%)	107 (84%)	21 (16%)	2	5
28	DG	128/156 (82%)	107 (84%)	21 (16%)	2	5
29	BH	141/148 (95%)	125 (89%)	16 (11%)	4	11
29	DH	141/148 (95%)	128 (91%)	13 (9%)	7	18
30	BI	100/124 (81%)	73 (73%)	27 (27%)	0	1
30	DI	100/124 (81%)	75 (75%)	25 (25%)	0	1
31	BN	117/119 (98%)	99 (85%)	18 (15%)	2	6
31	DN	117/119 (98%)	99 (85%)	18 (15%)	2	6
32	BO	98/100 (98%)	89 (91%)	9 (9%)	7	18
32	DO	98/100 (98%)	91 (93%)	7 (7%)	12	30
33	BP	114/116 (98%)	94 (82%)	20 (18%)	1	4
33	DP	114/116 (98%)	95 (83%)	19 (17%)	2	5
34	BQ	111/111 (100%)	94 (85%)	17 (15%)	2	6
34	DQ	111/111 (100%)	95 (86%)	16 (14%)	2	7
35	BR	101/101 (100%)	81 (80%)	20 (20%)	1	3
35	DR	101/101 (100%)	81 (80%)	20 (20%)	1	3
36	BS	84/88 (96%)	70 (83%)	14 (17%)	2	5
36	DS	86/88 (98%)	70 (81%)	16 (19%)	1	3
37	BT	110/127 (87%)	90 (82%)	20 (18%)	1	4
37	DT	110/127 (87%)	93 (84%)	17 (16%)	2	6
38	BU	93/94 (99%)	80 (86%)	13 (14%)	3	7
38	DU	93/94 (99%)	81 (87%)	12 (13%)	3	8
39	BV	80/82 (98%)	65 (81%)	15 (19%)	1	3
39	DV	81/82 (99%)	65 (80%)	16 (20%)	1	3
40	BW	89/92 (97%)	77 (86%)	12 (14%)	3	7
40	DW	89/92 (97%)	78 (88%)	11 (12%)	4	9
41	BX	75/78 (96%)	66 (88%)	9 (12%)	4	10
41	DX	73/78 (94%)	66 (90%)	7 (10%)	7	17

Continued on next page...

Continued from previous page...

Mol	Chain	Analysed	Rotameric	Outliers	Percentiles	
42	BY	80/91 (88%)	66 (82%)	14 (18%)	1	4
42	DY	79/91 (87%)	64 (81%)	15 (19%)	1	3
43	BZ	159/179 (89%)	137 (86%)	22 (14%)	3	7
43	DZ	155/179 (87%)	136 (88%)	19 (12%)	4	9
44	B0	59/67 (88%)	52 (88%)	7 (12%)	4	10
44	D0	61/67 (91%)	51 (84%)	10 (16%)	2	5
45	B1	78/83 (94%)	65 (83%)	13 (17%)	2	5
45	D1	78/83 (94%)	66 (85%)	12 (15%)	2	6
46	B2	65/67 (97%)	57 (88%)	8 (12%)	4	9
46	D2	63/67 (94%)	55 (87%)	8 (13%)	3	9
47	B3	49/52 (94%)	44 (90%)	5 (10%)	6	15
47	D3	50/52 (96%)	44 (88%)	6 (12%)	4	10
48	B4	39/63 (62%)	34 (87%)	5 (13%)	3	9
48	D4	39/63 (62%)	35 (90%)	4 (10%)	6	14
49	B5	50/52 (96%)	43 (86%)	7 (14%)	3	7
49	D5	49/52 (94%)	44 (90%)	5 (10%)	6	15
50	B6	50/52 (96%)	40 (80%)	10 (20%)	1	3
50	D6	48/52 (92%)	37 (77%)	11 (23%)	0	2
51	B7	41/42 (98%)	35 (85%)	6 (15%)	2	6
51	D7	38/42 (90%)	32 (84%)	6 (16%)	2	5
52	B8	52/55 (94%)	45 (86%)	7 (14%)	3	7
52	D8	52/55 (94%)	45 (86%)	7 (14%)	3	7
53	B9	32/34 (94%)	30 (94%)	2 (6%)	15	35
53	D9	32/34 (94%)	31 (97%)	1 (3%)	35	64
All	All	8871/10274 (86%)	7518 (85%)	1353 (15%)	2	6

5 of 1353 residues with a non-rotameric sidechain are listed below:

Mol	Chain	Res	Type
19	CS	62	ILE
34	DQ	63	LYS
22	CY	64	SER
19	CS	57	HIS
28	DG	71	THR

Sometimes sidechains can be flipped to improve hydrogen bonding and reduce clashes. 5 of 69 such sidechains are listed below:

Mol	Chain	Res	Type
27	DF	75	HIS
28	DG	40	ASN
41	DX	31	HIS
41	BX	82	GLN
41	BX	31	HIS

5.3.3 RNA ⓘ

Mol	Chain	Analysed	Backbone Outliers	Pucker Outliers
1	AA	1490/1522 (97%)	306 (20%)	32 (2%)
1	CA	1490/1522 (97%)	328 (22%)	34 (2%)
23	BA	2819/2915 (96%)	514 (18%)	72 (2%)
23	DA	2788/2915 (95%)	485 (17%)	64 (2%)
24	BB	119/122 (97%)	19 (15%)	0
24	DB	119/122 (97%)	21 (17%)	0
All	All	8825/9118 (96%)	1673 (18%)	202 (2%)

5 of 1673 RNA backbone outliers are listed below:

Mol	Chain	Res	Type
1	AA	4	U
1	AA	7	G
1	AA	9	G
1	AA	32	A
1	AA	39	G

5 of 202 RNA pucker outliers are listed below:

Mol	Chain	Res	Type
1	CA	495	A
23	DA	215	G
23	DA	2778	A
1	CA	687	A
1	CA	1136	U

5.4 Non-standard residues in protein, DNA, RNA chains ⓘ

There are no non-standard protein/DNA/RNA residues in this entry.

5.5 Carbohydrates [i](#)

There are no oligosaccharides in this entry.

5.6 Ligand geometry [i](#)

Of 1945 ligands modelled in this entry, 1945 are monoatomic - leaving 0 for Mogul analysis.

There are no bond length outliers.

There are no bond angle outliers.

There are no chirality outliers.

There are no torsion outliers.

There are no ring outliers.

No monomer is involved in short contacts.

5.7 Other polymers [i](#)

There are no such residues in this entry.

5.8 Polymer linkage issues [i](#)

There are no chain breaks in this entry.

6 Fit of model and data ⓘ

6.1 Protein, DNA and RNA chains ⓘ

In the following table, the column labelled ‘#RSRZ> 2’ contains the number (and percentage) of RSRZ outliers, followed by percent RSRZ outliers for the chain as percentile scores relative to all X-ray entries and entries of similar resolution. The OWAB column contains the minimum, median, 95th percentile and maximum values of the occupancy-weighted average B-factor per residue. The column labelled ‘Q< 0.9’ lists the number of (and percentage) of residues with an average occupancy less than 0.9.

Mol	Chain	Analysed	<RSRZ>	#RSRZ>2	OWAB(Å ²)	Q<0.9
1	AA	1493/1522 (98%)	0.45	71 (4%) 36 35	37, 73, 129, 165	0
1	CA	1491/1522 (97%)	0.75	131 (8%) 17 16	40, 84, 135, 175	0
2	AB	229/256 (89%)	1.54	64 (27%) 2 2	76, 103, 123, 135	0
2	CB	235/256 (91%)	1.89	93 (39%) 1 1	80, 108, 127, 135	0
3	AC	206/239 (86%)	0.68	13 (6%) 27 25	62, 81, 98, 105	0
3	CC	206/239 (86%)	1.50	46 (22%) 3 3	85, 109, 122, 130	0
4	AD	208/209 (99%)	2.12	103 (49%) 0 1	64, 85, 105, 113	0
4	CD	208/209 (99%)	2.09	97 (46%) 0 1	68, 85, 103, 111	0
5	AE	148/162 (91%)	0.55	5 (3%) 48 46	59, 73, 86, 101	0
5	CE	148/162 (91%)	1.08	17 (11%) 11 10	62, 77, 91, 105	0
6	AF	100/101 (99%)	0.79	5 (5%) 35 33	61, 72, 85, 100	0
6	CF	99/101 (98%)	0.90	4 (4%) 43 41	62, 74, 86, 95	0
7	AG	155/156 (99%)	0.43	4 (2%) 57 56	64, 76, 91, 100	0
7	CG	155/156 (99%)	1.48	42 (27%) 2 2	86, 102, 111, 118	0
8	AH	138/138 (100%)	0.84	6 (4%) 40 39	61, 75, 83, 94	0
8	CH	138/138 (100%)	1.13	15 (10%) 12 11	64, 79, 87, 95	0
9	AI	125/128 (97%)	1.43	30 (24%) 2 3	64, 93, 106, 114	0
9	CI	125/128 (97%)	2.39	69 (55%) 0 1	89, 118, 126, 133	0
10	AJ	96/105 (91%)	1.59	30 (31%) 1 2	63, 96, 120, 124	0
10	CJ	96/105 (91%)	2.71	70 (72%) 0 0	95, 118, 135, 144	0
11	AK	114/129 (88%)	0.75	11 (9%) 15 14	50, 72, 91, 107	0
11	CK	114/129 (88%)	1.07	13 (11%) 11 10	54, 77, 95, 109	0
12	AL	122/132 (92%)	1.51	29 (23%) 2 3	54, 68, 82, 95	0
12	CL	122/132 (92%)	1.75	42 (34%) 1 1	55, 72, 85, 99	0

Continued on next page...

Continued from previous page...

Mol	Chain	Analysed	<RSRZ>	#RSRZ>2		OWAB(Å ²)	Q<0.9
13	AM	114/126 (90%)	0.88	11 (9%)	15 14	68, 82, 97, 102	0
13	CM	112/126 (88%)	2.02	48 (42%)	1 1	94, 117, 126, 134	0
14	AN	60/61 (98%)	1.17	8 (13%)	8 8	68, 79, 92, 102	0
14	CN	60/61 (98%)	2.71	46 (76%)	0 0	99, 110, 121, 128	0
15	AO	88/89 (98%)	0.71	4 (4%)	39 37	52, 73, 90, 94	0
15	CO	88/89 (98%)	0.69	3 (3%)	48 46	58, 77, 91, 96	0
16	AP	82/88 (93%)	2.00	39 (47%)	0 1	68, 82, 100, 110	0
16	CP	82/88 (93%)	1.69	29 (35%)	1 1	66, 79, 94, 103	0
17	AQ	99/105 (94%)	1.12	13 (13%)	8 8	57, 74, 87, 92	0
17	CQ	99/105 (94%)	1.00	8 (8%)	19 18	60, 75, 85, 94	0
18	AR	68/88 (77%)	0.67	1 (1%)	71 71	62, 73, 92, 96	0
18	CR	68/88 (77%)	0.82	4 (5%)	29 27	65, 76, 92, 96	0
19	AS	81/93 (87%)	1.38	22 (27%)	2 2	74, 89, 105, 128	0
19	CS	78/93 (83%)	2.06	36 (46%)	1 1	100, 118, 130, 133	0
20	AT	96/106 (90%)	1.66	29 (30%)	1 2	66, 82, 100, 106	0
20	CT	104/106 (98%)	1.56	22 (21%)	3 3	64, 83, 103, 119	0
21	AU	23/27 (85%)	1.43	6 (26%)	2 2	71, 80, 83, 90	0
21	CU	23/27 (85%)	3.01	18 (78%)	0 0	97, 106, 115, 119	0
22	AY	95/119 (79%)	0.30	2 (2%)	63 63	51, 64, 81, 92	0
22	CY	94/119 (78%)	1.45	23 (24%)	2 2	76, 95, 113, 120	0
23	BA	2827/2915 (96%)	-0.39	105 (3%)	45 43	24, 40, 120, 169	0
23	DA	2798/2915 (95%)	-0.18	103 (3%)	45 43	27, 46, 118, 170	0
24	BB	120/122 (98%)	0.30	4 (3%)	49 47	39, 65, 76, 119	0
24	DB	120/122 (98%)	1.68	46 (38%)	1 1	50, 81, 97, 130	0
25	BD	275/276 (99%)	-0.31	1 (0%)	89 88	24, 39, 51, 79	0
25	DD	275/276 (99%)	-0.32	1 (0%)	89 88	26, 43, 55, 84	0
26	BE	204/206 (99%)	-0.21	3 (1%)	71 71	24, 44, 64, 81	0
26	DE	204/206 (99%)	-0.09	2 (0%)	79 79	27, 48, 69, 84	0
27	BF	203/210 (96%)	0.13	4 (1%)	64 64	25, 49, 82, 113	0
27	DF	203/210 (96%)	0.30	5 (2%)	58 57	28, 58, 84, 115	0
28	BG	181/182 (99%)	1.12	23 (12%)	9 8	64, 83, 108, 138	0

Continued on next page...

Continued from previous page...

Mol	Chain	Analysed	<RSRZ>	#RSRZ>2	OWAB(Å ²)	Q<0.9
28	DG	181/182 (99%)	2.31	110 (60%) 0 1	78, 96, 116, 140	0
29	BH	174/180 (96%)	0.64	5 (2%) 54 52	49, 64, 80, 92	0
29	DH	174/180 (96%)	1.46	37 (21%) 3 3	61, 78, 92, 101	0
30	BI	146/148 (98%)	0.59	5 (3%) 48 46	46, 75, 91, 98	0
30	DI	146/148 (98%)	0.81	11 (7%) 22 20	49, 81, 99, 107	0
31	BN	140/140 (100%)	0.05	3 (2%) 63 63	30, 44, 66, 83	0
31	DN	140/140 (100%)	0.19	2 (1%) 73 73	35, 52, 73, 86	0
32	BO	122/122 (100%)	-0.24	0 100 100	34, 43, 62, 65	0
32	DO	122/122 (100%)	-0.15	0 100 100	37, 47, 65, 68	0
33	BP	149/150 (99%)	0.14	0 100 100	25, 51, 77, 96	0
33	DP	149/150 (99%)	0.47	7 (4%) 37 35	30, 60, 87, 99	0
34	BQ	141/141 (100%)	0.08	0 100 100	31, 47, 59, 74	0
34	DQ	141/141 (100%)	0.55	7 (4%) 35 33	39, 55, 69, 79	0
35	BR	118/118 (100%)	-0.23	0 100 100	30, 38, 51, 62	0
35	DR	118/118 (100%)	-0.02	1 (0%) 82 82	33, 42, 55, 67	0
36	BS	110/112 (98%)	0.65	8 (7%) 22 20	48, 62, 77, 85	0
36	DS	110/112 (98%)	1.90	45 (40%) 1 1	59, 74, 87, 93	0
37	BT	131/146 (89%)	0.03	10 (7%) 21 19	38, 46, 76, 103	0
37	DT	130/146 (89%)	0.13	4 (3%) 51 49	41, 50, 73, 105	0
38	BU	116/118 (98%)	-0.17	1 (0%) 81 80	28, 38, 53, 70	0
38	DU	116/118 (98%)	0.12	0 100 100	33, 45, 61, 70	0
39	BV	101/101 (100%)	-0.06	1 (0%) 79 79	27, 48, 67, 83	0
39	DV	101/101 (100%)	0.32	1 (0%) 79 79	32, 59, 76, 85	0
40	BW	112/113 (99%)	-0.33	0 100 100	28, 35, 52, 92	0
40	DW	111/113 (98%)	-0.24	2 (1%) 67 67	32, 40, 58, 85	0
41	BX	95/96 (98%)	0.01	2 (2%) 63 63	33, 43, 65, 84	0
41	DX	95/96 (98%)	0.36	1 (1%) 77 77	39, 50, 68, 89	0
42	BY	107/110 (97%)	0.43	4 (3%) 45 43	44, 55, 77, 88	0
42	DY	107/110 (97%)	1.08	13 (12%) 10 9	53, 63, 82, 91	0
43	BZ	198/206 (96%)	0.53	8 (4%) 43 41	48, 68, 91, 103	0
43	DZ	203/206 (98%)	1.27	27 (13%) 8 8	57, 78, 100, 126	0

Continued on next page...

Continued from previous page...

Mol	Chain	Analysed	<RSRZ>	#RSRZ>2	OWAB(Å ²)	Q<0.9
44	B0	76/85 (89%)	-0.04	0 100 100	37, 44, 57, 75	0
44	D0	77/85 (90%)	0.65	5 (6%) 26 24	44, 52, 67, 101	0
45	B1	97/98 (98%)	-0.13	1 (1%) 79 79	31, 44, 74, 82	0
45	D1	97/98 (98%)	0.05	3 (3%) 51 49	33, 48, 78, 85	0
46	B2	70/72 (97%)	0.42	2 (2%) 54 52	42, 56, 67, 93	0
46	D2	71/72 (98%)	0.79	2 (2%) 55 53	51, 65, 76, 94	0
47	B3	59/60 (98%)	0.03	2 (3%) 48 46	33, 42, 66, 84	0
47	D3	59/60 (98%)	0.57	2 (3%) 48 46	39, 50, 76, 96	0
48	B4	46/71 (64%)	0.85	6 (13%) 9 8	73, 96, 111, 116	0
48	D4	46/71 (64%)	1.60	12 (26%) 2 2	89, 107, 118, 124	0
49	B5	59/60 (98%)	-0.30	1 (1%) 69 68	23, 38, 56, 68	0
49	D5	59/60 (98%)	-0.22	1 (1%) 69 68	27, 43, 61, 73	0
50	B6	53/54 (98%)	-0.23	0 100 100	40, 46, 59, 66	0
50	D6	53/54 (98%)	0.04	0 100 100	47, 52, 60, 70	0
51	B7	48/49 (97%)	-0.29	1 (2%) 63 63	26, 30, 50, 71	0
51	D7	48/49 (97%)	-0.24	1 (2%) 63 63	28, 33, 54, 82	0
52	B8	64/65 (98%)	-0.11	1 (1%) 70 70	34, 38, 45, 57	0
52	D8	64/65 (98%)	0.10	0 100 100	38, 44, 50, 60	0
53	B9	36/37 (97%)	0.22	2 (5%) 31 29	38, 46, 57, 69	0
53	D9	36/37 (97%)	0.54	2 (5%) 31 29	45, 55, 66, 76	0
All	All	20617/21484 (95%)	0.46	2038 (9%) 14 13	23, 63, 117, 175	0

The worst 5 of 2038 RSRZ outliers are listed below:

Mol	Chain	Res	Type	RSRZ
9	AI	126	SER	8.5
8	CH	1	MET	7.8
2	CB	163	PHE	7.6
23	BA	2793	G	7.6
1	CA	1036	G	7.3

6.2 Non-standard residues in protein, DNA, RNA chains ⓘ

There are no non-standard protein/DNA/RNA residues in this entry.

6.3 Carbohydrates ⓘ

There are no monosaccharides in this entry.

6.4 Ligands ⓘ

In the following table, the Atoms column lists the number of modelled atoms in the group and the number defined in the chemical component dictionary. The B-factors column lists the minimum, median, 95th percentile and maximum values of B factors of atoms in the group. The column labelled 'Q< 0.9' lists the number of atoms with occupancy less than 0.9.

Mol	Type	Chain	Res	Atoms	RSCC	RSR	B-factors(\AA^2)	Q<0.9
54	MG	AA	1675	1/1	0.15	0.28	106,106,106,106	0
54	MG	BA	3605	1/1	0.43	0.24	89,89,89,89	0
54	MG	BA	3600	1/1	0.48	0.21	58,58,58,58	0
54	MG	CA	1607	1/1	0.49	0.38	96,96,96,96	0
54	MG	DA	3547	1/1	0.54	0.18	89,89,89,89	0
54	MG	CA	1797	1/1	0.55	0.19	68,68,68,68	0
54	MG	AA	1757	1/1	0.55	0.30	91,91,91,91	0
54	MG	CA	1653	1/1	0.57	0.22	85,85,85,85	0
54	MG	CA	1777	1/1	0.57	0.18	130,130,130,130	0
54	MG	BA	3530	1/1	0.58	0.28	95,95,95,95	0
54	MG	DA	3410	1/1	0.59	0.19	80,80,80,80	0
54	MG	AA	1646	1/1	0.59	0.24	87,87,87,87	0
54	MG	BA	3560	1/1	0.60	0.23	93,93,93,93	0
54	MG	CA	1762	1/1	0.62	0.25	86,86,86,86	0
54	MG	DA	3558	1/1	0.62	0.19	70,70,70,70	0
54	MG	CA	1742	1/1	0.64	0.14	99,99,99,99	0
54	MG	DA	3395	1/1	0.65	0.21	75,75,75,75	0
54	MG	CA	1664	1/1	0.65	0.16	62,62,62,62	0
54	MG	CA	1781	1/1	0.66	0.21	100,100,100,100	0
54	MG	DA	3486	1/1	0.66	0.20	44,44,44,44	0
54	MG	CA	1629	1/1	0.66	0.38	81,81,81,81	0
54	MG	BA	3111	1/1	0.66	0.36	67,67,67,67	0
54	MG	DA	3614	1/1	0.66	0.38	92,92,92,92	0
54	MG	DA	3399	1/1	0.67	0.20	80,80,80,80	0
54	MG	DA	3632	1/1	0.67	0.13	72,72,72,72	0
54	MG	BA	3726	1/1	0.68	0.15	73,73,73,73	0
54	MG	DA	3565	1/1	0.68	0.14	62,62,62,62	0
54	MG	DB	206	1/1	0.68	0.41	115,115,115,115	0
54	MG	DA	3347	1/1	0.69	0.19	87,87,87,87	0
54	MG	DA	3175	1/1	0.69	0.17	31,31,31,31	0
54	MG	DA	3573	1/1	0.69	0.22	68,68,68,68	0
54	MG	BA	3491	1/1	0.70	0.14	72,72,72,72	0

Continued on next page...

Continued from previous page...

Mol	Type	Chain	Res	Atoms	RSCC	RSR	B-factors(\AA^2)	Q<0.9
54	MG	DA	3554	1/1	0.70	0.17	70,70,70,70	0
54	MG	BA	3206	1/1	0.71	0.21	67,67,67,67	0
54	MG	AA	1686	1/1	0.72	0.21	68,68,68,68	0
54	MG	CA	1746	1/1	0.72	0.13	113,113,113,113	0
54	MG	BA	3683	1/1	0.72	0.14	95,95,95,95	0
54	MG	BA	3517	1/1	0.72	0.14	91,91,91,91	0
54	MG	AA	1714	1/1	0.72	0.14	58,58,58,58	0
54	MG	BA	3537	1/1	0.72	0.30	66,66,66,66	0
54	MG	BA	3169	1/1	0.72	0.15	60,60,60,60	0
54	MG	AA	1756	1/1	0.72	0.16	107,107,107,107	0
54	MG	DA	3389	1/1	0.72	0.16	82,82,82,82	0
54	MG	DA	3393	1/1	0.72	0.22	52,52,52,52	0
54	MG	CA	1713	1/1	0.72	0.26	95,95,95,95	0
54	MG	BA	3510	1/1	0.73	0.19	77,77,77,77	0
54	MG	DA	3404	1/1	0.73	0.19	62,62,62,62	0
54	MG	CA	1707	1/1	0.73	0.35	73,73,73,73	0
54	MG	CA	1719	1/1	0.74	0.33	90,90,90,90	0
54	MG	AA	1769	1/1	0.74	0.12	69,69,69,69	0
54	MG	DA	3479	1/1	0.74	0.13	66,66,66,66	0
54	MG	CA	1787	1/1	0.74	0.28	84,84,84,84	0
54	MG	CA	1604	1/1	0.74	0.32	70,70,70,70	0
54	MG	CA	1715	1/1	0.74	0.26	85,85,85,85	0
54	MG	DA	3108	1/1	0.75	0.21	70,70,70,70	0
54	MG	CA	1758	1/1	0.75	0.15	64,64,64,64	0
54	MG	AA	1794	1/1	0.75	0.15	111,111,111,111	0
54	MG	DA	3377	1/1	0.75	0.13	74,74,74,74	0
54	MG	CA	1631	1/1	0.76	0.17	87,87,87,87	0
54	MG	AA	1698	1/1	0.76	0.33	78,78,78,78	0
54	MG	CA	1654	1/1	0.76	0.15	63,63,63,63	0
54	MG	CA	1791	1/1	0.76	0.20	72,72,72,72	0
54	MG	AA	1613	1/1	0.76	0.39	77,77,77,77	0
54	MG	CA	1624	1/1	0.76	0.26	65,65,65,65	0
54	MG	DA	3141	1/1	0.76	0.12	70,70,70,70	0
54	MG	DA	3159	1/1	0.76	0.12	66,66,66,66	0
54	MG	BA	3500	1/1	0.76	0.20	68,68,68,68	0
54	MG	BA	3128	1/1	0.77	0.16	63,63,63,63	0
54	MG	DA	3359	1/1	0.77	0.23	69,69,69,69	0
54	MG	DA	3124	1/1	0.77	0.20	69,69,69,69	0
54	MG	DA	3435	1/1	0.77	0.12	77,77,77,77	0
54	MG	AA	1817	1/1	0.77	0.18	78,78,78,78	0
54	MG	BA	3192	1/1	0.77	0.26	62,62,62,62	0
54	MG	AA	1797	1/1	0.77	0.14	106,106,106,106	0

Continued on next page...

Continued from previous page...

Mol	Type	Chain	Res	Atoms	RSCC	RSR	B-factors(\AA^2)	Q<0.9
54	MG	CA	1695	1/1	0.78	0.24	76,76,76,76	0
54	MG	DA	3292	1/1	0.78	0.17	59,59,59,59	0
54	MG	DA	3466	1/1	0.78	0.14	65,65,65,65	0
54	MG	DA	3316	1/1	0.78	0.10	87,87,87,87	0
54	MG	BA	3003	1/1	0.78	0.28	68,68,68,68	0
54	MG	BA	3624	1/1	0.78	0.19	36,36,36,36	0
54	MG	DA	3374	1/1	0.78	0.21	73,73,73,73	0
54	MG	BA	3205	1/1	0.78	0.12	67,67,67,67	0
54	MG	CA	1647	1/1	0.78	0.18	103,103,103,103	0
54	MG	AA	1622	1/1	0.78	0.20	60,60,60,60	0
54	MG	BA	3579	1/1	0.78	0.23	57,57,57,57	0
54	MG	CA	1660	1/1	0.78	0.21	65,65,65,65	0
54	MG	BA	3479	1/1	0.78	0.18	77,77,77,77	0
54	MG	DB	208	1/1	0.78	0.15	96,96,96,96	0
54	MG	D0	101	1/1	0.78	0.30	78,78,78,78	0
54	MG	CA	1741	1/1	0.79	0.11	117,117,117,117	0
54	MG	AA	1621	1/1	0.79	0.44	63,63,63,63	0
54	MG	CA	1616	1/1	0.79	0.27	71,71,71,71	0
54	MG	AA	1793	1/1	0.79	0.19	78,78,78,78	0
54	MG	BA	3639	1/1	0.79	0.12	56,56,56,56	0
54	MG	DA	3559	1/1	0.79	0.16	76,76,76,76	0
54	MG	CA	1630	1/1	0.79	0.47	78,78,78,78	0
54	MG	DA	3264	1/1	0.79	0.11	91,91,91,91	0
54	MG	DA	3574	1/1	0.79	0.10	77,77,77,77	0
54	MG	DA	3598	1/1	0.79	0.19	64,64,64,64	0
54	MG	BA	3529	1/1	0.79	0.17	52,52,52,52	0
54	MG	BA	3590	1/1	0.79	0.12	77,77,77,77	0
54	MG	DA	3416	1/1	0.79	0.16	64,64,64,64	0
54	MG	DA	3337	1/1	0.79	0.16	65,65,65,65	0
54	MG	AA	1658	1/1	0.79	0.21	73,73,73,73	0
54	MG	BA	3715	1/1	0.80	0.12	88,88,88,88	0
54	MG	DA	3478	1/1	0.80	0.21	64,64,64,64	0
54	MG	BA	3020	1/1	0.80	0.18	69,69,69,69	0
54	MG	CA	1645	1/1	0.80	0.24	69,69,69,69	0
54	MG	DA	3016	1/1	0.80	0.18	64,64,64,64	0
54	MG	DA	3371	1/1	0.80	0.22	76,76,76,76	0
54	MG	DA	3032	1/1	0.80	0.21	59,59,59,59	0
54	MG	DA	3050	1/1	0.80	0.16	52,52,52,52	0
54	MG	DA	3388	1/1	0.80	0.24	73,73,73,73	0
54	MG	AA	1611	1/1	0.80	0.23	75,75,75,75	0
54	MG	BA	3117	1/1	0.80	0.16	67,67,67,67	0
54	MG	CA	1612	1/1	0.80	0.41	84,84,84,84	0

Continued on next page...

Continued from previous page...

Mol	Type	Chain	Res	Atoms	RSCC	RSR	B-factors(\AA^2)	Q<0.9
54	MG	AA	1633	1/1	0.80	0.27	69,69,69,69	0
54	MG	AA	1674	1/1	0.80	0.20	75,75,75,75	0
54	MG	DA	3634	1/1	0.80	0.22	75,75,75,75	0
54	MG	DB	201	1/1	0.80	0.21	67,67,67,67	0
54	MG	DA	3253	1/1	0.80	0.15	58,58,58,58	0
54	MG	CA	1626	1/1	0.80	0.37	86,86,86,86	0
54	MG	BA	3014	1/1	0.80	0.23	61,61,61,61	0
54	MG	D5	103	1/1	0.80	0.12	61,61,61,61	0
54	MG	DA	3536	1/1	0.81	0.15	76,76,76,76	0
54	MG	DA	3011	1/1	0.81	0.12	45,45,45,45	0
54	MG	CA	1613	1/1	0.81	0.25	68,68,68,68	0
54	MG	CA	1684	1/1	0.81	0.31	82,82,82,82	0
54	MG	CA	1637	1/1	0.81	0.22	98,98,98,98	0
54	MG	BA	3719	1/1	0.81	0.13	83,83,83,83	0
54	MG	BA	3577	1/1	0.81	0.15	59,59,59,59	0
54	MG	DA	3134	1/1	0.81	0.33	71,71,71,71	0
54	MG	DA	3592	1/1	0.81	0.12	72,72,72,72	0
54	MG	DA	3439	1/1	0.81	0.23	57,57,57,57	0
54	MG	DA	3446	1/1	0.81	0.13	68,68,68,68	0
54	MG	DA	3624	1/1	0.81	0.10	56,56,56,56	0
54	MG	DA	3463	1/1	0.81	0.19	67,67,67,67	0
54	MG	BA	3679	1/1	0.81	0.15	80,80,80,80	0
54	MG	BA	3612	1/1	0.81	0.19	58,58,58,58	0
54	MG	CA	1720	1/1	0.81	0.27	84,84,84,84	0
54	MG	BA	3345	1/1	0.81	0.18	54,54,54,54	0
54	MG	DA	3501	1/1	0.81	0.22	85,85,85,85	0
54	MG	DA	3507	1/1	0.81	0.13	90,90,90,90	0
54	MG	DA	3530	1/1	0.82	0.13	66,66,66,66	0
54	MG	CA	1643	1/1	0.82	0.36	76,76,76,76	0
54	MG	CA	1729	1/1	0.82	0.20	84,84,84,84	0
54	MG	BA	3591	1/1	0.82	0.11	104,104,104,104	0
54	MG	AA	1759	1/1	0.82	0.25	74,74,74,74	0
54	MG	CA	1705	1/1	0.82	0.16	72,72,72,72	0
54	MG	DA	3282	1/1	0.82	0.12	64,64,64,64	0
54	MG	DA	3020	1/1	0.82	0.26	66,66,66,66	0
54	MG	DA	3432	1/1	0.82	0.16	67,67,67,67	0
54	MG	BA	3281	1/1	0.82	0.12	43,43,43,43	0
54	MG	DA	3038	1/1	0.82	0.13	85,85,85,85	0
54	MG	B6	102	1/1	0.82	0.15	69,69,69,69	0
54	MG	DA	3348	1/1	0.82	0.10	87,87,87,87	0
54	MG	DA	3351	1/1	0.82	0.13	68,68,68,68	0
54	MG	CA	1776	1/1	0.82	0.18	76,76,76,76	0

Continued on next page...

Continued from previous page...

Mol	Type	Chain	Res	Atoms	RSCC	RSR	B-factors(\AA^2)	Q<0.9
54	MG	CA	1657	1/1	0.82	0.12	85,85,85,85	0
54	MG	DA	3130	1/1	0.82	0.24	49,49,49,49	0
54	MG	DA	3497	1/1	0.82	0.12	40,40,40,40	0
54	MG	AA	1813	1/1	0.82	0.17	86,86,86,86	0
54	MG	DA	3140	1/1	0.82	0.14	60,60,60,60	0
54	MG	DA	3185	1/1	0.83	0.17	47,47,47,47	0
54	MG	DA	3196	1/1	0.83	0.24	37,37,37,37	0
54	MG	CA	1761	1/1	0.83	0.14	92,92,92,92	0
54	MG	BA	3152	1/1	0.83	0.15	48,48,48,48	0
54	MG	CA	1625	1/1	0.83	0.16	69,69,69,69	0
54	MG	DA	3283	1/1	0.83	0.13	51,51,51,51	0
54	MG	CA	1677	1/1	0.83	0.14	86,86,86,86	0
54	MG	DA	3307	1/1	0.83	0.19	79,79,79,79	0
54	MG	CA	1681	1/1	0.83	0.22	83,83,83,83	0
54	MG	BA	3165	1/1	0.83	0.16	41,41,41,41	0
54	MG	AA	1608	1/1	0.83	0.22	66,66,66,66	0
54	MG	AA	1649	1/1	0.83	0.17	71,71,71,71	0
54	MG	CA	1803	1/1	0.83	0.17	55,55,55,55	0
54	MG	BA	3592	1/1	0.83	0.15	62,62,62,62	0
54	MG	BV	202	1/1	0.83	0.17	83,83,83,83	0
54	MG	AA	1752	1/1	0.83	0.26	102,102,102,102	0
54	MG	AA	1760	1/1	0.83	0.23	74,74,74,74	0
54	MG	AA	1755	1/1	0.83	0.19	76,76,76,76	0
54	MG	CA	1722	1/1	0.83	0.15	58,58,58,58	0
54	MG	DA	3086	1/1	0.83	0.15	54,54,54,54	0
54	MG	DA	3606	1/1	0.83	0.14	82,82,82,82	0
54	MG	CA	1650	1/1	0.83	0.31	65,65,65,65	0
54	MG	CA	1736	1/1	0.83	0.15	94,94,94,94	0
54	MG	CA	1737	1/1	0.83	0.25	75,75,75,75	0
54	MG	CA	1652	1/1	0.83	0.15	88,88,88,88	0
54	MG	BA	3287	1/1	0.83	0.17	44,44,44,44	0
54	MG	AD	302	1/1	0.83	0.27	73,73,73,73	0
54	MG	CA	1754	1/1	0.83	0.19	77,77,77,77	0
54	MG	DD	303	1/1	0.83	0.15	53,53,53,53	0
54	MG	DA	3436	1/1	0.83	0.23	77,77,77,77	0
54	MG	BA	3677	1/1	0.83	0.14	72,72,72,72	0
54	MG	CA	1786	1/1	0.84	0.26	83,83,83,83	0
54	MG	CA	1641	1/1	0.84	0.28	62,62,62,62	0
54	MG	BA	3617	1/1	0.84	0.18	44,44,44,44	0
54	MG	DA	3272	1/1	0.84	0.08	69,69,69,69	0
54	MG	BA	3619	1/1	0.84	0.18	75,75,75,75	0
54	MG	CA	1603	1/1	0.84	0.48	83,83,83,83	0

Continued on next page...

Continued from previous page...

Mol	Type	Chain	Res	Atoms	RSCC	RSR	B-factors(\AA^2)	Q<0.9
54	MG	AA	1623	1/1	0.84	0.36	85,85,85,85	0
54	MG	DA	3013	1/1	0.84	0.24	60,60,60,60	0
54	MG	DA	3014	1/1	0.84	0.42	73,73,73,73	0
54	MG	DA	3522	1/1	0.84	0.17	59,59,59,59	0
54	MG	DA	3523	1/1	0.84	0.12	73,73,73,73	0
54	MG	DA	3326	1/1	0.84	0.14	69,69,69,69	0
54	MG	CA	1606	1/1	0.84	0.35	83,83,83,83	0
54	MG	DA	3340	1/1	0.84	0.16	72,72,72,72	0
54	MG	BA	3626	1/1	0.84	0.13	68,68,68,68	0
54	MG	BA	3334	1/1	0.84	0.12	39,39,39,39	0
54	MG	CA	1739	1/1	0.84	0.28	76,76,76,76	0
54	MG	DA	3040	1/1	0.84	0.22	58,58,58,58	0
54	MG	AA	1659	1/1	0.84	0.19	75,75,75,75	0
54	MG	DA	3051	1/1	0.84	0.23	73,73,73,73	0
54	MG	DA	3065	1/1	0.84	0.33	74,74,74,74	0
54	MG	BA	3386	1/1	0.84	0.24	32,32,32,32	0
54	MG	BA	3260	1/1	0.84	0.22	31,31,31,31	0
54	MG	BA	3197	1/1	0.84	0.15	58,58,58,58	0
54	MG	BA	3499	1/1	0.84	0.20	35,35,35,35	0
54	MG	CA	1759	1/1	0.84	0.22	95,95,95,95	0
54	MG	DA	3136	1/1	0.84	0.56	62,62,62,62	0
54	MG	BA	3570	1/1	0.84	0.12	50,50,50,50	0
54	MG	BA	3727	1/1	0.84	0.12	94,94,94,94	0
54	MG	CA	1697	1/1	0.84	0.15	95,95,95,95	0
54	MG	DA	3168	1/1	0.84	0.13	41,41,41,41	0
54	MG	DP	201	1/1	0.84	0.19	78,78,78,78	0
54	MG	BF	305	1/1	0.84	0.26	29,29,29,29	0
54	MG	BR	204	1/1	0.84	0.10	49,49,49,49	0
54	MG	AA	1767	1/1	0.85	0.11	70,70,70,70	0
54	MG	BD	307	1/1	0.85	0.18	65,65,65,65	0
54	MG	AA	1667	1/1	0.85	0.21	84,84,84,84	0
54	MG	BN	201	1/1	0.85	0.11	57,57,57,57	0
54	MG	DA	3459	1/1	0.85	0.15	90,90,90,90	0
54	MG	BP	202	1/1	0.85	0.31	54,54,54,54	0
54	MG	CA	1778	1/1	0.85	0.10	83,83,83,83	0
54	MG	CA	1779	1/1	0.85	0.10	116,116,116,116	0
54	MG	BA	3161	1/1	0.85	0.18	20,20,20,20	0
54	MG	BA	3449	1/1	0.85	0.10	40,40,40,40	0
54	MG	DA	3276	1/1	0.85	0.12	76,76,76,76	0
54	MG	BZ	301	1/1	0.85	0.26	61,61,61,61	0
54	MG	BA	3469	1/1	0.85	0.12	65,65,65,65	0
54	MG	DA	3285	1/1	0.85	0.21	68,68,68,68	0

Continued on next page...

Continued from previous page...

Mol	Type	Chain	Res	Atoms	RSCC	RSR	B-factors(\AA^2)	Q<0.9
54	MG	BA	3477	1/1	0.85	0.10	101,101,101,101	0
54	MG	AA	1777	1/1	0.85	0.10	100,100,100,100	0
54	MG	BA	3608	1/1	0.85	0.10	21,21,21,21	0
54	MG	DA	3323	1/1	0.85	0.18	69,69,69,69	0
54	MG	DA	3551	1/1	0.85	0.12	69,69,69,69	0
54	MG	BA	3487	1/1	0.85	0.14	49,49,49,49	0
54	MG	AA	1652	1/1	0.85	0.17	63,63,63,63	0
54	MG	DA	3338	1/1	0.85	0.22	67,67,67,67	0
54	MG	DA	3563	1/1	0.85	0.23	57,57,57,57	0
54	MG	AA	1694	1/1	0.85	0.14	76,76,76,76	0
54	MG	BA	3074	1/1	0.85	0.09	32,32,32,32	0
54	MG	BA	3507	1/1	0.85	0.14	67,67,67,67	0
54	MG	BA	3088	1/1	0.85	0.12	42,42,42,42	0
54	MG	DA	3594	1/1	0.85	0.12	62,62,62,62	0
54	MG	DA	3596	1/1	0.85	0.22	60,60,60,60	0
54	MG	BA	3664	1/1	0.85	0.10	56,56,56,56	0
54	MG	DA	3042	1/1	0.85	0.20	50,50,50,50	0
54	MG	CA	1627	1/1	0.85	0.16	72,72,72,72	0
54	MG	DA	3618	1/1	0.85	0.17	93,93,93,93	0
54	MG	BA	3671	1/1	0.85	0.12	50,50,50,50	0
54	MG	DA	3625	1/1	0.85	0.16	76,76,76,76	0
54	MG	DA	3626	1/1	0.85	0.18	75,75,75,75	0
54	MG	DA	3628	1/1	0.85	0.12	59,59,59,59	0
54	MG	BA	3105	1/1	0.85	0.18	44,44,44,44	0
54	MG	DA	3069	1/1	0.85	0.20	67,67,67,67	0
54	MG	BA	3106	1/1	0.85	0.14	48,48,48,48	0
54	MG	BA	3277	1/1	0.85	0.13	32,32,32,32	0
54	MG	AA	1696	1/1	0.85	0.27	66,66,66,66	0
54	MG	AA	1762	1/1	0.85	0.25	78,78,78,78	0
54	MG	CA	1750	1/1	0.85	0.14	88,88,88,88	0
54	MG	BA	3721	1/1	0.85	0.18	53,53,53,53	0
54	MG	BA	3327	1/1	0.85	0.13	69,69,69,69	0
54	MG	DA	3308	1/1	0.86	0.10	70,70,70,70	0
54	MG	BA	3336	1/1	0.86	0.12	71,71,71,71	0
54	MG	DA	3519	1/1	0.86	0.12	61,61,61,61	0
54	MG	BA	3627	1/1	0.86	0.11	40,40,40,40	0
54	MG	CA	1602	1/1	0.86	0.30	70,70,70,70	0
54	MG	BA	3189	1/1	0.86	0.17	71,71,71,71	0
54	MG	BA	3659	1/1	0.86	0.10	61,61,61,61	0
54	MG	DA	3090	1/1	0.86	0.15	45,45,45,45	0
54	MG	DA	3092	1/1	0.86	0.15	54,54,54,54	0
54	MG	BA	3377	1/1	0.86	0.14	44,44,44,44	0

Continued on next page...

Continued from previous page...

Mol	Type	Chain	Res	Atoms	RSCC	RSR	B-factors(\AA^2)	Q<0.9
54	MG	BA	3564	1/1	0.86	0.10	67,67,67,67	0
54	MG	AA	1785	1/1	0.86	0.18	61,61,61,61	0
54	MG	CA	1686	1/1	0.86	0.25	67,67,67,67	0
54	MG	BA	3574	1/1	0.86	0.13	41,41,41,41	0
54	MG	AA	1764	1/1	0.86	0.16	70,70,70,70	0
54	MG	AA	1630	1/1	0.86	0.18	76,76,76,76	0
54	MG	BA	3716	1/1	0.86	0.11	54,54,54,54	0
54	MG	CA	1789	1/1	0.86	0.14	66,66,66,66	0
54	MG	BA	3717	1/1	0.86	0.10	45,45,45,45	0
54	MG	DA	3597	1/1	0.86	0.14	73,73,73,73	0
54	MG	DA	3178	1/1	0.86	0.10	42,42,42,42	0
54	MG	AA	1796	1/1	0.86	0.15	100,100,100,100	0
54	MG	BA	3210	1/1	0.86	0.11	58,58,58,58	0
54	MG	DA	3247	1/1	0.86	0.18	73,73,73,73	0
54	MG	AA	1605	1/1	0.86	0.27	62,62,62,62	0
54	MG	BA	3150	1/1	0.86	0.14	70,70,70,70	0
54	MG	BB	205	1/1	0.86	0.13	48,48,48,48	0
54	MG	BA	3073	1/1	0.86	0.23	74,74,74,74	0
54	MG	DA	3281	1/1	0.86	0.15	85,85,85,85	0
54	MG	DA	3449	1/1	0.86	0.13	57,57,57,57	0
54	MG	BA	3285	1/1	0.86	0.21	96,96,96,96	0
54	MG	AA	1805	1/1	0.86	0.19	82,82,82,82	0
54	MG	BA	3314	1/1	0.86	0.12	39,39,39,39	0
54	MG	DA	3286	1/1	0.86	0.14	69,69,69,69	0
54	MG	DO	201	1/1	0.86	0.12	67,67,67,67	0
54	MG	AA	1678	1/1	0.86	0.25	75,75,75,75	0
54	MG	DQ	204	1/1	0.86	0.10	67,67,67,67	0
54	MG	DA	3294	1/1	0.86	0.14	67,67,67,67	0
54	MG	BA	3102	1/1	0.86	0.15	33,33,33,33	0
54	MG	D7	102	1/1	0.86	0.15	65,65,65,65	0
54	MG	AA	1635	1/1	0.87	0.19	77,77,77,77	0
54	MG	BA	3669	1/1	0.87	0.13	44,44,44,44	0
54	MG	BA	3322	1/1	0.87	0.10	54,54,54,54	0
54	MG	BA	3672	1/1	0.87	0.17	69,69,69,69	0
54	MG	AA	1770	1/1	0.87	0.12	80,80,80,80	0
54	MG	AA	1753	1/1	0.87	0.18	71,71,71,71	0
54	MG	DA	3149	1/1	0.87	0.20	46,46,46,46	0
54	MG	BA	3545	1/1	0.87	0.10	63,63,63,63	0
54	MG	DA	3164	1/1	0.87	0.15	64,64,64,64	0
54	MG	BA	3556	1/1	0.87	0.16	52,52,52,52	0
54	MG	DA	3467	1/1	0.87	0.12	85,85,85,85	0
54	MG	AA	1778	1/1	0.87	0.12	74,74,74,74	0

Continued on next page...

Continued from previous page...

Mol	Type	Chain	Res	Atoms	RSCC	RSR	B-factors(\AA^2)	Q<0.9
54	MG	BA	3343	1/1	0.87	0.10	48,48,48,48	0
54	MG	CA	1768	1/1	0.87	0.24	95,95,95,95	0
54	MG	DA	3494	1/1	0.87	0.14	64,64,64,64	0
54	MG	BA	3569	1/1	0.87	0.10	67,67,67,67	0
54	MG	DA	3500	1/1	0.87	0.16	56,56,56,56	0
54	MG	AA	1780	1/1	0.87	0.13	72,72,72,72	0
54	MG	DA	3505	1/1	0.87	0.16	66,66,66,66	0
54	MG	AA	1639	1/1	0.87	0.21	64,64,64,64	0
54	MG	DA	3514	1/1	0.87	0.12	92,92,92,92	0
54	MG	AA	1665	1/1	0.87	0.21	66,66,66,66	0
54	MG	BA	3444	1/1	0.87	0.14	50,50,50,50	0
54	MG	CA	1785	1/1	0.87	0.15	84,84,84,84	0
54	MG	DA	3279	1/1	0.87	0.14	66,66,66,66	0
54	MG	AA	1620	1/1	0.87	0.26	61,61,61,61	0
54	MG	DA	3542	1/1	0.87	0.16	65,65,65,65	0
54	MG	CA	1659	1/1	0.87	0.13	89,89,89,89	0
54	MG	BE	304	1/1	0.87	0.14	53,53,53,53	0
54	MG	BA	3452	1/1	0.87	0.10	54,54,54,54	0
54	MG	CA	1793	1/1	0.87	0.22	89,89,89,89	0
54	MG	CA	1675	1/1	0.87	0.11	75,75,75,75	0
54	MG	CA	1801	1/1	0.87	0.18	88,88,88,88	0
54	MG	DA	3302	1/1	0.87	0.10	51,51,51,51	0
54	MG	DA	3306	1/1	0.87	0.21	68,68,68,68	0
54	MG	AA	1609	1/1	0.87	0.21	66,66,66,66	0
54	MG	AA	1704	1/1	0.87	0.16	75,75,75,75	0
54	MG	BA	3239	1/1	0.87	0.09	63,63,63,63	0
54	MG	AA	1802	1/1	0.87	0.20	64,64,64,64	0
54	MG	CA	1688	1/1	0.87	0.15	110,110,110,110	0
54	MG	BA	3267	1/1	0.87	0.12	56,56,56,56	0
54	MG	DA	3028	1/1	0.87	0.20	62,62,62,62	0
54	MG	B0	103	1/1	0.87	0.20	71,71,71,71	0
54	MG	DA	3341	1/1	0.87	0.12	60,60,60,60	0
54	MG	BA	3615	1/1	0.87	0.24	60,60,60,60	0
54	MG	AA	1619	1/1	0.87	0.27	45,45,45,45	0
54	MG	AA	1721	1/1	0.87	0.24	77,77,77,77	0
54	MG	BA	3501	1/1	0.87	0.13	51,51,51,51	0
54	MG	DA	3365	1/1	0.87	0.11	51,51,51,51	0
54	MG	BA	3129	1/1	0.87	0.18	69,69,69,69	0
54	MG	AA	1736	1/1	0.87	0.15	67,67,67,67	0
54	MG	BA	3511	1/1	0.87	0.12	72,72,72,72	0
54	MG	CA	1728	1/1	0.87	0.17	79,79,79,79	0
54	MG	BA	3640	1/1	0.87	0.14	55,55,55,55	0

Continued on next page...

Continued from previous page...

Mol	Type	Chain	Res	Atoms	RSCC	RSR	B-factors(\AA^2)	Q<0.9
54	MG	BA	3656	1/1	0.87	0.16	50,50,50,50	0
54	MG	DA	3100	1/1	0.87	0.23	56,56,56,56	0
54	MG	DA	3398	1/1	0.87	0.17	53,53,53,53	0
54	MG	BA	3512	1/1	0.87	0.12	71,71,71,71	0
54	MG	DA	3109	1/1	0.87	0.29	57,57,57,57	0
54	MG	D7	101	1/1	0.87	0.29	41,41,41,41	0
54	MG	DA	3118	1/1	0.87	0.26	75,75,75,75	0
54	MG	DA	3054	1/1	0.88	0.14	46,46,46,46	0
54	MG	BA	3134	1/1	0.88	0.10	50,50,50,50	0
54	MG	B2	102	1/1	0.88	0.15	60,60,60,60	0
54	MG	BA	3149	1/1	0.88	0.10	24,24,24,24	0
54	MG	CA	1601	1/1	0.88	0.19	55,55,55,55	0
54	MG	BA	3306	1/1	0.88	0.10	61,61,61,61	0
54	MG	DA	3093	1/1	0.88	0.11	55,55,55,55	0
54	MG	DA	3096	1/1	0.88	0.25	61,61,61,61	0
54	MG	CA	1723	1/1	0.88	0.10	66,66,66,66	0
54	MG	BA	3309	1/1	0.88	0.11	69,69,69,69	0
54	MG	AA	1632	1/1	0.88	0.14	64,64,64,64	0
54	MG	DA	3110	1/1	0.88	0.11	56,56,56,56	0
54	MG	BA	3513	1/1	0.88	0.12	46,46,46,46	0
54	MG	DA	3122	1/1	0.88	0.17	58,58,58,58	0
54	MG	AA	1654	1/1	0.88	0.12	77,77,77,77	0
54	MG	AA	1699	1/1	0.88	0.17	65,65,65,65	0
54	MG	AA	1700	1/1	0.88	0.32	69,69,69,69	0
54	MG	BA	3532	1/1	0.88	0.16	31,31,31,31	0
54	MG	BA	3536	1/1	0.88	0.13	54,54,54,54	0
54	MG	BA	3059	1/1	0.88	0.15	54,54,54,54	0
54	MG	DA	3144	1/1	0.88	0.16	54,54,54,54	0
54	MG	DA	3469	1/1	0.88	0.17	56,56,56,56	0
54	MG	DA	3147	1/1	0.88	0.15	52,52,52,52	0
54	MG	DA	3148	1/1	0.88	0.15	55,55,55,55	0
54	MG	BA	3174	1/1	0.88	0.16	73,73,73,73	0
54	MG	DA	3152	1/1	0.88	0.16	52,52,52,52	0
54	MG	DA	3496	1/1	0.88	0.16	38,38,38,38	0
54	MG	CA	1757	1/1	0.88	0.12	75,75,75,75	0
54	MG	AA	1603	1/1	0.88	0.13	62,62,62,62	0
54	MG	BA	3674	1/1	0.88	0.08	62,62,62,62	0
54	MG	BA	3559	1/1	0.88	0.17	56,56,56,56	0
54	MG	AA	1606	1/1	0.88	0.14	63,63,63,63	0
54	MG	DA	3509	1/1	0.88	0.11	70,70,70,70	0
54	MG	CA	1763	1/1	0.88	0.09	66,66,66,66	0
54	MG	CA	1635	1/1	0.88	0.25	63,63,63,63	0

Continued on next page...

Continued from previous page...

Mol	Type	Chain	Res	Atoms	RSCC	RSR	B-factors(\AA^2)	Q<0.9
54	MG	DA	3198	1/1	0.88	0.14	52,52,52,52	0
54	MG	DA	3212	1/1	0.88	0.08	32,32,32,32	0
54	MG	DA	3222	1/1	0.88	0.16	37,37,37,37	0
54	MG	DA	3228	1/1	0.88	0.14	60,60,60,60	0
54	MG	DA	3538	1/1	0.88	0.25	60,60,60,60	0
54	MG	DA	3231	1/1	0.88	0.13	51,51,51,51	0
54	MG	DA	3543	1/1	0.88	0.09	54,54,54,54	0
54	MG	AA	1795	1/1	0.88	0.10	87,87,87,87	0
54	MG	BA	3684	1/1	0.88	0.20	64,64,64,64	0
54	MG	BA	3702	1/1	0.88	0.10	66,66,66,66	0
54	MG	BA	3709	1/1	0.88	0.09	47,47,47,47	0
54	MG	BA	3714	1/1	0.88	0.09	47,47,47,47	0
54	MG	BA	3436	1/1	0.88	0.11	41,41,41,41	0
54	MG	AA	1715	1/1	0.88	0.18	61,61,61,61	0
54	MG	AA	1717	1/1	0.88	0.14	79,79,79,79	0
54	MG	BA	3208	1/1	0.88	0.13	57,57,57,57	0
54	MG	DA	3576	1/1	0.88	0.28	36,36,36,36	0
54	MG	DA	3577	1/1	0.88	0.13	57,57,57,57	0
54	MG	DA	3579	1/1	0.88	0.14	52,52,52,52	0
54	MG	DA	3583	1/1	0.88	0.32	35,35,35,35	0
54	MG	BA	3453	1/1	0.88	0.18	65,65,65,65	0
54	MG	AA	1651	1/1	0.88	0.15	62,62,62,62	0
54	MG	BA	3235	1/1	0.88	0.14	45,45,45,45	0
54	MG	DA	3293	1/1	0.88	0.14	85,85,85,85	0
54	MG	CA	1798	1/1	0.88	0.27	67,67,67,67	0
54	MG	DA	3605	1/1	0.88	0.12	49,49,49,49	0
54	MG	DA	3296	1/1	0.88	0.22	61,61,61,61	0
54	MG	DA	3297	1/1	0.88	0.09	49,49,49,49	0
54	MG	CA	1799	1/1	0.88	0.16	99,99,99,99	0
54	MG	AA	1723	1/1	0.88	0.18	82,82,82,82	0
54	MG	BB	213	1/1	0.88	0.09	46,46,46,46	0
54	MG	DA	3004	1/1	0.88	0.28	64,64,64,64	0
54	MG	BA	3594	1/1	0.88	0.13	56,56,56,56	0
54	MG	BA	3595	1/1	0.88	0.19	78,78,78,78	0
54	MG	BA	3112	1/1	0.88	0.18	52,52,52,52	0
54	MG	DA	3635	1/1	0.88	0.15	54,54,54,54	0
54	MG	BA	3603	1/1	0.88	0.22	39,39,39,39	0
54	MG	AA	1666	1/1	0.88	0.22	71,71,71,71	0
54	MG	DA	3024	1/1	0.88	0.23	64,64,64,64	0
54	MG	DB	210	1/1	0.88	0.10	82,82,82,82	0
54	MG	CA	1692	1/1	0.88	0.13	64,64,64,64	0
54	MG	CA	1694	1/1	0.88	0.13	69,69,69,69	0

Continued on next page...

Continued from previous page...

Mol	Type	Chain	Res	Atoms	RSCC	RSR	B-factors(\AA^2)	Q<0.9
54	MG	BQ	201	1/1	0.88	0.18	61,61,61,61	0
54	MG	BA	3607	1/1	0.88	0.13	76,76,76,76	0
54	MG	DA	3352	1/1	0.88	0.12	82,82,82,82	0
54	MG	AA	1816	1/1	0.88	0.11	75,75,75,75	0
54	MG	AA	1740	1/1	0.88	0.24	70,70,70,70	0
54	MG	CA	1709	1/1	0.88	0.23	76,76,76,76	0
54	MG	BA	3015	1/1	0.89	0.23	32,32,32,32	0
54	MG	DA	3076	1/1	0.89	0.36	54,54,54,54	0
54	MG	DA	3079	1/1	0.89	0.19	54,54,54,54	0
54	MG	DA	3083	1/1	0.89	0.08	50,50,50,50	0
54	MG	DA	3502	1/1	0.89	0.12	78,78,78,78	0
54	MG	DA	3288	1/1	0.89	0.11	51,51,51,51	0
54	MG	BA	3144	1/1	0.89	0.16	51,51,51,51	0
54	MG	DA	3089	1/1	0.89	0.21	50,50,50,50	0
54	MG	BA	3248	1/1	0.89	0.13	30,30,30,30	0
54	MG	CA	1655	1/1	0.89	0.14	66,66,66,66	0
54	MG	BA	3633	1/1	0.89	0.19	25,25,25,25	0
54	MG	DA	3095	1/1	0.89	0.24	65,65,65,65	0
54	MG	BA	3148	1/1	0.89	0.14	21,21,21,21	0
54	MG	DA	3098	1/1	0.89	0.38	52,52,52,52	0
54	MG	AA	1628	1/1	0.89	0.15	81,81,81,81	0
54	MG	CA	1663	1/1	0.89	0.13	75,75,75,75	0
54	MG	BA	3643	1/1	0.89	0.29	28,28,28,28	0
54	MG	BT	202	1/1	0.89	0.17	52,52,52,52	0
54	MG	DA	3550	1/1	0.89	0.10	51,51,51,51	0
54	MG	DA	3335	1/1	0.89	0.14	68,68,68,68	0
54	MG	BA	3458	1/1	0.89	0.10	45,45,45,45	0
54	MG	DA	3121	1/1	0.89	0.20	62,62,62,62	0
54	MG	BA	3657	1/1	0.89	0.10	91,91,91,91	0
54	MG	BA	3461	1/1	0.89	0.08	62,62,62,62	0
54	MG	BA	3462	1/1	0.89	0.37	36,36,36,36	0
54	MG	DA	3133	1/1	0.89	0.34	50,50,50,50	0
54	MG	BA	3666	1/1	0.89	0.12	78,78,78,78	0
54	MG	DA	3135	1/1	0.89	0.25	59,59,59,59	0
54	MG	BA	3467	1/1	0.89	0.10	63,63,63,63	0
54	MG	DA	3578	1/1	0.89	0.12	45,45,45,45	0
54	MG	AA	1689	1/1	0.89	0.17	56,56,56,56	0
54	MG	AA	1741	1/1	0.89	0.16	58,58,58,58	0
54	MG	BA	3153	1/1	0.89	0.12	36,36,36,36	0
54	MG	AA	1707	1/1	0.89	0.13	79,79,79,79	0
54	MG	BA	3291	1/1	0.89	0.08	68,68,68,68	0
54	MG	CA	1800	1/1	0.89	0.12	76,76,76,76	0

Continued on next page...

Continued from previous page...

Mol	Type	Chain	Res	Atoms	RSCC	RSR	B-factors(\AA^2)	Q<0.9
54	MG	BA	3682	1/1	0.89	0.08	55,55,55,55	0
54	MG	CA	1712	1/1	0.89	0.10	55,55,55,55	0
54	MG	AA	1647	1/1	0.89	0.32	73,73,73,73	0
54	MG	DA	3608	1/1	0.89	0.16	74,74,74,74	0
54	MG	DA	3006	1/1	0.89	0.10	42,42,42,42	0
54	MG	DA	3617	1/1	0.89	0.08	74,74,74,74	0
54	MG	BA	3167	1/1	0.89	0.12	45,45,45,45	0
54	MG	AA	1776	1/1	0.89	0.28	68,68,68,68	0
54	MG	DA	3413	1/1	0.89	0.19	78,78,78,78	0
54	MG	DA	3415	1/1	0.89	0.10	53,53,53,53	0
54	MG	BA	3704	1/1	0.89	0.16	70,70,70,70	0
54	MG	AA	1695	1/1	0.89	0.12	57,57,57,57	0
54	MG	AA	1660	1/1	0.89	0.21	62,62,62,62	0
54	MG	AA	1779	1/1	0.89	0.14	68,68,68,68	0
54	MG	BA	3606	1/1	0.89	0.13	63,63,63,63	0
54	MG	DB	205	1/1	0.89	0.11	92,92,92,92	0
54	MG	AA	1662	1/1	0.89	0.15	64,64,64,64	0
54	MG	DA	3037	1/1	0.89	0.13	52,52,52,52	0
54	MG	DA	3235	1/1	0.89	0.11	58,58,58,58	0
54	MG	BA	3113	1/1	0.89	0.13	48,48,48,48	0
54	MG	AM	201	1/1	0.89	0.26	78,78,78,78	0
54	MG	BA	3360	1/1	0.89	0.13	41,41,41,41	0
54	MG	DQ	203	1/1	0.89	0.12	62,62,62,62	0
54	MG	AA	1617	1/1	0.89	0.23	58,58,58,58	0
54	MG	AA	1724	1/1	0.89	0.17	93,93,93,93	0
54	MG	BB	211	1/1	0.89	0.10	61,61,61,61	0
54	MG	DA	3280	1/1	0.89	0.12	52,52,52,52	0
54	MG	BA	3621	1/1	0.89	0.14	35,35,35,35	0
55	ZN	CD	301	1/1	0.89	0.24	93,93,93,93	0
54	MG	DA	3428	1/1	0.90	0.11	36,36,36,36	0
54	MG	CA	1639	1/1	0.90	0.39	57,57,57,57	0
54	MG	BA	3242	1/1	0.90	0.08	45,45,45,45	0
54	MG	DA	3143	1/1	0.90	0.23	62,62,62,62	0
54	MG	BA	3064	1/1	0.90	0.27	54,54,54,54	0
54	MG	DA	3444	1/1	0.90	0.21	73,73,73,73	0
54	MG	BA	3072	1/1	0.90	0.13	48,48,48,48	0
54	MG	BA	3263	1/1	0.90	0.08	63,63,63,63	0
54	MG	DA	3454	1/1	0.90	0.10	42,42,42,42	0
54	MG	CA	1783	1/1	0.90	0.23	73,73,73,73	0
54	MG	DA	3462	1/1	0.90	0.15	63,63,63,63	0
54	MG	BA	3718	1/1	0.90	0.10	49,49,49,49	0
54	MG	BA	3265	1/1	0.90	0.09	69,69,69,69	0

Continued on next page...

Continued from previous page...

Mol	Type	Chain	Res	Atoms	RSCC	RSR	B-factors(\AA^2)	Q<0.9
54	MG	BA	3266	1/1	0.90	0.23	66,66,66,66	0
54	MG	AA	1644	1/1	0.90	0.13	58,58,58,58	0
54	MG	DA	3474	1/1	0.90	0.10	41,41,41,41	0
54	MG	CA	1790	1/1	0.90	0.08	48,48,48,48	0
54	MG	AA	1618	1/1	0.90	0.33	57,57,57,57	0
54	MG	DA	3484	1/1	0.90	0.14	34,34,34,34	0
54	MG	DA	3182	1/1	0.90	0.10	45,45,45,45	0
54	MG	BB	201	1/1	0.90	0.33	67,67,67,67	0
54	MG	DA	3495	1/1	0.90	0.08	34,34,34,34	0
54	MG	DA	3193	1/1	0.90	0.09	66,66,66,66	0
54	MG	CA	1796	1/1	0.90	0.13	85,85,85,85	0
54	MG	BA	3478	1/1	0.90	0.18	50,50,50,50	0
54	MG	AA	1604	1/1	0.90	0.31	66,66,66,66	0
54	MG	AA	1601	1/1	0.90	0.28	52,52,52,52	0
54	MG	DA	3224	1/1	0.90	0.09	60,60,60,60	0
54	MG	BB	217	1/1	0.90	0.10	66,66,66,66	0
54	MG	BA	3286	1/1	0.90	0.10	42,42,42,42	0
54	MG	BE	301	1/1	0.90	0.21	43,43,43,43	0
54	MG	DA	3244	1/1	0.90	0.11	32,32,32,32	0
54	MG	AA	1719	1/1	0.90	0.21	66,66,66,66	0
54	MG	DA	3249	1/1	0.90	0.12	47,47,47,47	0
54	MG	BA	3288	1/1	0.90	0.14	44,44,44,44	0
54	MG	AA	1693	1/1	0.90	0.20	72,72,72,72	0
54	MG	BA	3293	1/1	0.90	0.10	36,36,36,36	0
54	MG	CA	1689	1/1	0.90	0.08	90,90,90,90	0
54	MG	BA	3168	1/1	0.90	0.12	68,68,68,68	0
54	MG	BA	3308	1/1	0.90	0.14	51,51,51,51	0
54	MG	DA	3549	1/1	0.90	0.16	39,39,39,39	0
54	MG	DA	3023	1/1	0.90	0.39	68,68,68,68	0
54	MG	BA	3108	1/1	0.90	0.24	51,51,51,51	0
54	MG	AA	1641	1/1	0.90	0.11	62,62,62,62	0
54	MG	DA	3555	1/1	0.90	0.23	63,63,63,63	0
54	MG	CA	1698	1/1	0.90	0.16	62,62,62,62	0
54	MG	CA	1702	1/1	0.90	0.11	55,55,55,55	0
54	MG	BA	3635	1/1	0.90	0.10	72,72,72,72	0
54	MG	AA	1706	1/1	0.90	0.22	59,59,59,59	0
54	MG	AA	1800	1/1	0.90	0.23	70,70,70,70	0
54	MG	DA	3047	1/1	0.90	0.12	52,52,52,52	0
54	MG	DA	3575	1/1	0.90	0.11	98,98,98,98	0
54	MG	CA	1711	1/1	0.90	0.14	55,55,55,55	0
54	MG	AA	1725	1/1	0.90	0.19	62,62,62,62	0
54	MG	BA	3655	1/1	0.90	0.18	68,68,68,68	0

Continued on next page...

Continued from previous page...

Mol	Type	Chain	Res	Atoms	RSCC	RSR	B-factors(\AA^2)	Q<0.9
54	MG	BA	3118	1/1	0.90	0.12	59,59,59,59	0
54	MG	BA	3534	1/1	0.90	0.13	69,69,69,69	0
54	MG	BA	3120	1/1	0.90	0.08	54,54,54,54	0
54	MG	CA	1605	1/1	0.90	0.29	63,63,63,63	0
54	MG	DA	3318	1/1	0.90	0.20	75,75,75,75	0
54	MG	BA	3030	1/1	0.90	0.09	44,44,44,44	0
54	MG	BA	3539	1/1	0.90	0.09	58,58,58,58	0
54	MG	CA	1609	1/1	0.90	0.39	77,77,77,77	0
54	MG	CA	1610	1/1	0.90	0.23	67,67,67,67	0
54	MG	DA	3091	1/1	0.90	0.43	38,38,38,38	0
54	MG	BA	3031	1/1	0.90	0.21	66,66,66,66	0
54	MG	BA	3375	1/1	0.90	0.13	61,61,61,61	0
54	MG	DA	3094	1/1	0.90	0.14	54,54,54,54	0
54	MG	BA	3219	1/1	0.90	0.14	67,67,67,67	0
54	MG	CA	1621	1/1	0.90	0.23	87,87,87,87	0
54	MG	CA	1622	1/1	0.90	0.21	65,65,65,65	0
54	MG	CA	1749	1/1	0.90	0.17	69,69,69,69	0
54	MG	DA	3103	1/1	0.90	0.20	48,48,48,48	0
54	MG	DA	3106	1/1	0.90	0.10	55,55,55,55	0
54	MG	BA	3382	1/1	0.90	0.13	39,39,39,39	0
54	MG	BA	3226	1/1	0.90	0.13	49,49,49,49	0
54	MG	CA	1756	1/1	0.90	0.11	77,77,77,77	0
54	MG	BA	3408	1/1	0.90	0.09	24,24,24,24	0
54	MG	BA	3432	1/1	0.90	0.15	68,68,68,68	0
54	MG	BA	3056	1/1	0.90	0.07	32,32,32,32	0
54	MG	DA	3397	1/1	0.90	0.10	59,59,59,59	0
54	MG	DF	302	1/1	0.90	0.17	63,63,63,63	0
54	MG	BA	3238	1/1	0.90	0.10	39,39,39,39	0
54	MG	DA	3125	1/1	0.90	0.17	59,59,59,59	0
54	MG	DA	3401	1/1	0.90	0.13	56,56,56,56	0
54	MG	AA	1803	1/1	0.90	0.16	81,81,81,81	0
54	MG	BA	3580	1/1	0.90	0.11	49,49,49,49	0
54	MG	CA	1766	1/1	0.90	0.14	65,65,65,65	0
54	MG	BA	3582	1/1	0.90	0.14	66,66,66,66	0
54	MG	CA	1774	1/1	0.90	0.18	73,73,73,73	0
54	MG	DA	3418	1/1	0.90	0.07	48,48,48,48	0
54	MG	DA	3400	1/1	0.91	0.10	41,41,41,41	0
54	MG	BA	3329	1/1	0.91	0.07	30,30,30,30	0
54	MG	DA	3403	1/1	0.91	0.10	56,56,56,56	0
54	MG	CA	1608	1/1	0.91	0.16	54,54,54,54	0
54	MG	DA	3408	1/1	0.91	0.08	54,54,54,54	0
54	MG	BA	3526	1/1	0.91	0.12	55,55,55,55	0

Continued on next page...

Continued from previous page...

Mol	Type	Chain	Res	Atoms	RSCC	RSR	B-factors(\AA^2)	Q<0.9
54	MG	BA	3333	1/1	0.91	0.09	54,54,54,54	0
54	MG	BA	3026	1/1	0.91	0.17	50,50,50,50	0
54	MG	BA	3217	1/1	0.91	0.12	60,60,60,60	0
54	MG	BA	3029	1/1	0.91	0.14	38,38,38,38	0
54	MG	DA	3420	1/1	0.91	0.10	52,52,52,52	0
54	MG	DA	3424	1/1	0.91	0.14	49,49,49,49	0
54	MG	AA	1650	1/1	0.91	0.09	74,74,74,74	0
54	MG	BA	3347	1/1	0.91	0.13	44,44,44,44	0
54	MG	BA	3228	1/1	0.91	0.14	44,44,44,44	0
54	MG	CA	1771	1/1	0.91	0.14	71,71,71,71	0
54	MG	DA	3437	1/1	0.91	0.16	54,54,54,54	0
54	MG	BA	3234	1/1	0.91	0.16	61,61,61,61	0
54	MG	BA	3546	1/1	0.91	0.10	46,46,46,46	0
54	MG	AA	1645	1/1	0.91	0.10	54,54,54,54	0
54	MG	BA	3033	1/1	0.91	0.21	31,31,31,31	0
54	MG	DA	3451	1/1	0.91	0.09	60,60,60,60	0
54	MG	BA	3040	1/1	0.91	0.12	52,52,52,52	0
54	MG	BA	3387	1/1	0.91	0.14	27,27,27,27	0
54	MG	BA	3685	1/1	0.91	0.16	69,69,69,69	0
54	MG	BA	3687	1/1	0.91	0.08	53,53,53,53	0
54	MG	BA	3055	1/1	0.91	0.16	44,44,44,44	0
54	MG	BA	3419	1/1	0.91	0.09	29,29,29,29	0
54	MG	DA	3179	1/1	0.91	0.15	43,43,43,43	0
54	MG	AA	1804	1/1	0.91	0.16	64,64,64,64	0
54	MG	DA	3477	1/1	0.91	0.08	63,63,63,63	0
54	MG	BA	3576	1/1	0.91	0.07	55,55,55,55	0
54	MG	AA	1625	1/1	0.91	0.21	42,42,42,42	0
54	MG	CA	1792	1/1	0.91	0.17	65,65,65,65	0
54	MG	AA	1726	1/1	0.91	0.12	75,75,75,75	0
54	MG	DA	3200	1/1	0.91	0.07	34,34,34,34	0
54	MG	DA	3205	1/1	0.91	0.07	44,44,44,44	0
54	MG	DA	3209	1/1	0.91	0.09	45,45,45,45	0
54	MG	CA	1651	1/1	0.91	0.10	55,55,55,55	0
54	MG	BA	3447	1/1	0.91	0.09	53,53,53,53	0
54	MG	BA	3151	1/1	0.91	0.12	34,34,34,34	0
54	MG	BA	3588	1/1	0.91	0.09	55,55,55,55	0
54	MG	BA	3068	1/1	0.91	0.14	40,40,40,40	0
54	MG	BA	3722	1/1	0.91	0.10	71,71,71,71	0
54	MG	BA	3723	1/1	0.91	0.08	70,70,70,70	0
54	MG	BA	3724	1/1	0.91	0.12	97,97,97,97	0
54	MG	CA	1661	1/1	0.91	0.12	55,55,55,55	0
54	MG	BA	3725	1/1	0.91	0.09	57,57,57,57	0

Continued on next page...

Continued from previous page...

Mol	Type	Chain	Res	Atoms	RSCC	RSR	B-factors(\AA^2)	Q<0.9
54	MG	DA	3255	1/1	0.91	0.09	51,51,51,51	0
54	MG	DA	3524	1/1	0.91	0.10	61,61,61,61	0
54	MG	DA	3525	1/1	0.91	0.15	57,57,57,57	0
54	MG	DA	3262	1/1	0.91	0.10	55,55,55,55	0
54	MG	DA	3263	1/1	0.91	0.12	54,54,54,54	0
54	MG	AA	1732	1/1	0.91	0.29	68,68,68,68	0
54	MG	BA	3454	1/1	0.91	0.15	55,55,55,55	0
54	MG	BA	3276	1/1	0.91	0.11	47,47,47,47	0
54	MG	AA	1791	1/1	0.91	0.14	68,68,68,68	0
54	MG	BA	3596	1/1	0.91	0.10	59,59,59,59	0
54	MG	CA	1685	1/1	0.91	0.21	62,62,62,62	0
54	MG	DA	3027	1/1	0.91	0.12	47,47,47,47	0
54	MG	DA	3553	1/1	0.91	0.13	64,64,64,64	0
54	MG	BA	3280	1/1	0.91	0.09	57,57,57,57	0
54	MG	BB	216	1/1	0.91	0.14	59,59,59,59	0
54	MG	DA	3556	1/1	0.91	0.16	87,87,87,87	0
54	MG	AA	1735	1/1	0.91	0.19	62,62,62,62	0
54	MG	AA	1610	1/1	0.91	0.13	64,64,64,64	0
54	MG	BA	3100	1/1	0.91	0.12	41,41,41,41	0
54	MG	BE	303	1/1	0.91	0.17	47,47,47,47	0
54	MG	AA	1656	1/1	0.91	0.14	69,69,69,69	0
54	MG	BA	3172	1/1	0.91	0.08	65,65,65,65	0
54	MG	BG	201	1/1	0.91	0.13	56,56,56,56	0
54	MG	DA	3298	1/1	0.91	0.10	51,51,51,51	0
54	MG	CA	1703	1/1	0.91	0.13	46,46,46,46	0
54	MG	BA	3485	1/1	0.91	0.13	31,31,31,31	0
54	MG	CA	1706	1/1	0.91	0.14	76,76,76,76	0
54	MG	DA	3072	1/1	0.91	0.27	60,60,60,60	0
54	MG	DA	3591	1/1	0.91	0.16	39,39,39,39	0
54	MG	DA	3312	1/1	0.91	0.09	52,52,52,52	0
54	MG	BA	3104	1/1	0.91	0.20	27,27,27,27	0
54	MG	DA	3077	1/1	0.91	0.09	42,42,42,42	0
54	MG	DA	3319	1/1	0.91	0.09	53,53,53,53	0
54	MG	DA	3321	1/1	0.91	0.08	74,74,74,74	0
54	MG	BA	3179	1/1	0.91	0.21	31,31,31,31	0
54	MG	DA	3081	1/1	0.91	0.13	60,60,60,60	0
54	MG	DA	3328	1/1	0.91	0.09	52,52,52,52	0
54	MG	BR	203	1/1	0.91	0.15	33,33,33,33	0
54	MG	DA	3616	1/1	0.91	0.09	63,63,63,63	0
54	MG	DA	3084	1/1	0.91	0.09	45,45,45,45	0
54	MG	BA	3495	1/1	0.91	0.13	57,57,57,57	0
54	MG	DA	3619	1/1	0.91	0.12	57,57,57,57	0

Continued on next page...

Continued from previous page...

Mol	Type	Chain	Res	Atoms	RSCC	RSR	B-factors(\AA^2)	Q<0.9
54	MG	BA	3496	1/1	0.91	0.24	56,56,56,56	0
54	MG	BA	3623	1/1	0.91	0.11	85,85,85,85	0
54	MG	BV	204	1/1	0.91	0.10	67,67,67,67	0
54	MG	BW	201	1/1	0.91	0.10	44,44,44,44	0
54	MG	DA	3630	1/1	0.91	0.13	76,76,76,76	0
54	MG	BA	3005	1/1	0.91	0.09	56,56,56,56	0
54	MG	BA	3307	1/1	0.91	0.12	46,46,46,46	0
54	MG	DA	3353	1/1	0.91	0.10	79,79,79,79	0
54	MG	AA	1718	1/1	0.91	0.11	59,59,59,59	0
54	MG	B3	102	1/1	0.91	0.10	52,52,52,52	0
54	MG	DA	3370	1/1	0.91	0.13	87,87,87,87	0
54	MG	AA	1690	1/1	0.91	0.10	60,60,60,60	0
54	MG	B9	103	1/1	0.91	0.15	52,52,52,52	0
54	MG	DA	3102	1/1	0.91	0.18	48,48,48,48	0
54	MG	DA	3382	1/1	0.91	0.13	57,57,57,57	0
54	MG	DA	3384	1/1	0.91	0.20	49,49,49,49	0
54	MG	DA	3385	1/1	0.91	0.18	59,59,59,59	0
54	MG	BA	3018	1/1	0.91	0.26	52,52,52,52	0
54	MG	BA	3638	1/1	0.91	0.09	82,82,82,82	0
54	MG	BA	3315	1/1	0.91	0.12	63,63,63,63	0
54	MG	CA	1744	1/1	0.91	0.11	69,69,69,69	0
54	MG	AA	1636	1/1	0.91	0.07	49,49,49,49	0
54	MG	BA	3021	1/1	0.91	0.38	67,67,67,67	0
54	MG	BA	3653	1/1	0.91	0.09	58,58,58,58	0
54	MG	B2	101	1/1	0.92	0.15	46,46,46,46	0
54	MG	BA	3301	1/1	0.92	0.09	61,61,61,61	0
54	MG	B3	101	1/1	0.92	0.12	54,54,54,54	0
54	MG	AE	201	1/1	0.92	0.21	62,62,62,62	0
54	MG	DA	3111	1/1	0.92	0.11	44,44,44,44	0
54	MG	BA	3509	1/1	0.92	0.09	77,77,77,77	0
54	MG	AI	201	1/1	0.92	0.14	67,67,67,67	0
54	MG	AL	201	1/1	0.92	0.10	65,65,65,65	0
54	MG	BA	3092	1/1	0.92	0.11	40,40,40,40	0
54	MG	DA	3405	1/1	0.92	0.08	56,56,56,56	0
54	MG	BA	3646	1/1	0.92	0.12	38,38,38,38	0
54	MG	DA	3409	1/1	0.92	0.12	53,53,53,53	0
54	MG	AA	1703	1/1	0.92	0.15	64,64,64,64	0
54	MG	CA	1752	1/1	0.92	0.11	91,91,91,91	0
54	MG	BA	3101	1/1	0.92	0.15	37,37,37,37	0
54	MG	BA	3318	1/1	0.92	0.10	64,64,64,64	0
54	MG	AM	202	1/1	0.92	0.15	59,59,59,59	0
54	MG	DA	3137	1/1	0.92	0.20	45,45,45,45	0

Continued on next page...

Continued from previous page...

Mol	Type	Chain	Res	Atoms	RSCC	RSR	B-factors(\AA^2)	Q<0.9
54	MG	DA	3421	1/1	0.92	0.15	44,44,44,44	0
54	MG	AA	1786	1/1	0.92	0.08	89,89,89,89	0
54	MG	AA	1624	1/1	0.92	0.23	49,49,49,49	0
54	MG	BA	3533	1/1	0.92	0.10	24,24,24,24	0
54	MG	AA	1687	1/1	0.92	0.20	79,79,79,79	0
54	MG	DA	3145	1/1	0.92	0.17	60,60,60,60	0
54	MG	AA	1739	1/1	0.92	0.16	72,72,72,72	0
54	MG	CA	1764	1/1	0.92	0.12	90,90,90,90	0
54	MG	DA	3441	1/1	0.92	0.19	63,63,63,63	0
54	MG	DA	3443	1/1	0.92	0.11	51,51,51,51	0
54	MG	CA	1615	1/1	0.92	0.17	42,42,42,42	0
54	MG	BA	3110	1/1	0.92	0.23	60,60,60,60	0
54	MG	AA	1688	1/1	0.92	0.17	62,62,62,62	0
54	MG	CA	1772	1/1	0.92	0.10	61,61,61,61	0
54	MG	CA	1773	1/1	0.92	0.09	89,89,89,89	0
54	MG	BA	3540	1/1	0.92	0.14	64,64,64,64	0
54	MG	DA	3176	1/1	0.92	0.20	37,37,37,37	0
54	MG	CA	1623	1/1	0.92	0.24	60,60,60,60	0
54	MG	AA	1765	1/1	0.92	0.14	57,57,57,57	0
54	MG	BA	3220	1/1	0.92	0.11	62,62,62,62	0
54	MG	DA	3184	1/1	0.92	0.09	33,33,33,33	0
54	MG	BA	3547	1/1	0.92	0.08	33,33,33,33	0
54	MG	DA	3188	1/1	0.92	0.09	51,51,51,51	0
54	MG	CA	1780	1/1	0.92	0.20	74,74,74,74	0
54	MG	DA	3194	1/1	0.92	0.11	22,22,22,22	0
54	MG	DA	3195	1/1	0.92	0.16	33,33,33,33	0
54	MG	BA	3550	1/1	0.92	0.08	50,50,50,50	0
54	MG	AA	1766	1/1	0.92	0.15	57,57,57,57	0
54	MG	BA	3227	1/1	0.92	0.16	55,55,55,55	0
54	MG	AA	1676	1/1	0.92	0.10	86,86,86,86	0
54	MG	AA	1744	1/1	0.92	0.14	74,74,74,74	0
54	MG	BA	3705	1/1	0.92	0.08	57,57,57,57	0
54	MG	CA	1638	1/1	0.92	0.40	65,65,65,65	0
54	MG	BA	3567	1/1	0.92	0.09	66,66,66,66	0
54	MG	DA	3226	1/1	0.92	0.11	41,41,41,41	0
54	MG	BA	3710	1/1	0.92	0.12	63,63,63,63	0
54	MG	CA	1642	1/1	0.92	0.28	64,64,64,64	0
54	MG	AA	1745	1/1	0.92	0.12	63,63,63,63	0
54	MG	DA	3516	1/1	0.92	0.10	56,56,56,56	0
54	MG	DA	3236	1/1	0.92	0.07	40,40,40,40	0
54	MG	BA	3121	1/1	0.92	0.19	26,26,26,26	0
54	MG	CA	1646	1/1	0.92	0.17	71,71,71,71	0

Continued on next page...

Continued from previous page...

Mol	Type	Chain	Res	Atoms	RSCC	RSR	B-factors(\AA^2)	Q<0.9
54	MG	BA	3571	1/1	0.92	0.10	74,74,74,74	0
54	MG	CA	1648	1/1	0.92	0.14	72,72,72,72	0
54	MG	DA	3529	1/1	0.92	0.11	65,65,65,65	0
54	MG	BA	3573	1/1	0.92	0.08	54,54,54,54	0
54	MG	DA	3533	1/1	0.92	0.09	79,79,79,79	0
54	MG	AA	1772	1/1	0.92	0.09	71,71,71,71	0
54	MG	DA	3537	1/1	0.92	0.07	49,49,49,49	0
54	MG	CE	201	1/1	0.92	0.11	78,78,78,78	0
54	MG	DA	3539	1/1	0.92	0.15	54,54,54,54	0
54	MG	DA	3540	1/1	0.92	0.09	48,48,48,48	0
54	MG	BA	3240	1/1	0.92	0.13	66,66,66,66	0
54	MG	AA	1746	1/1	0.92	0.11	63,63,63,63	0
54	MG	DA	3275	1/1	0.92	0.09	69,69,69,69	0
54	MG	DA	3010	1/1	0.92	0.22	48,48,48,48	0
54	MG	BA	3130	1/1	0.92	0.15	79,79,79,79	0
54	MG	BA	3251	1/1	0.92	0.09	24,24,24,24	0
54	MG	BA	3445	1/1	0.92	0.08	60,60,60,60	0
54	MG	BA	3583	1/1	0.92	0.08	63,63,63,63	0
54	MG	DA	3017	1/1	0.92	0.17	48,48,48,48	0
54	MG	DA	3284	1/1	0.92	0.13	70,70,70,70	0
54	MG	DA	3018	1/1	0.92	0.24	54,54,54,54	0
54	MG	BA	3585	1/1	0.92	0.13	65,65,65,65	0
54	MG	DA	3561	1/1	0.92	0.09	65,65,65,65	0
54	MG	BA	3587	1/1	0.92	0.07	60,60,60,60	0
54	MG	AA	1806	1/1	0.92	0.13	60,60,60,60	0
54	MG	DA	3570	1/1	0.92	0.13	63,63,63,63	0
54	MG	BB	202	1/1	0.92	0.12	45,45,45,45	0
54	MG	CA	1673	1/1	0.92	0.16	73,73,73,73	0
54	MG	DA	3295	1/1	0.92	0.13	58,58,58,58	0
54	MG	DA	3030	1/1	0.92	0.40	63,63,63,63	0
54	MG	BB	203	1/1	0.92	0.17	48,48,48,48	0
54	MG	DA	3036	1/1	0.92	0.14	62,62,62,62	0
54	MG	BA	3261	1/1	0.92	0.10	21,21,21,21	0
54	MG	CA	1680	1/1	0.92	0.10	92,92,92,92	0
54	MG	DA	3586	1/1	0.92	0.07	142,142,142,142	0
54	MG	BB	210	1/1	0.92	0.15	62,62,62,62	0
54	MG	CA	1682	1/1	0.92	0.20	60,60,60,60	0
54	MG	DA	3593	1/1	0.92	0.08	58,58,58,58	0
54	MG	DA	3043	1/1	0.92	0.17	64,64,64,64	0
54	MG	DA	3314	1/1	0.92	0.07	31,31,31,31	0
54	MG	DA	3315	1/1	0.92	0.08	49,49,49,49	0
54	MG	BA	3136	1/1	0.92	0.10	24,24,24,24	0

Continued on next page...

Continued from previous page...

Mol	Type	Chain	Res	Atoms	RSCC	RSR	B-factors(\AA^2)	Q<0.9
54	MG	BA	3141	1/1	0.92	0.09	67,67,67,67	0
54	MG	BA	3142	1/1	0.92	0.21	36,36,36,36	0
54	MG	BA	3052	1/1	0.92	0.08	38,38,38,38	0
54	MG	DA	3611	1/1	0.92	0.15	57,57,57,57	0
54	MG	DA	3060	1/1	0.92	0.08	57,57,57,57	0
54	MG	DA	3324	1/1	0.92	0.09	86,86,86,86	0
54	MG	DA	3325	1/1	0.92	0.06	72,72,72,72	0
54	MG	BB	219	1/1	0.92	0.10	54,54,54,54	0
54	MG	CA	1691	1/1	0.92	0.16	74,74,74,74	0
54	MG	DA	3623	1/1	0.92	0.08	42,42,42,42	0
54	MG	BD	301	1/1	0.92	0.12	51,51,51,51	0
54	MG	BA	3460	1/1	0.92	0.10	51,51,51,51	0
54	MG	BA	3146	1/1	0.92	0.14	34,34,34,34	0
54	MG	BA	3053	1/1	0.92	0.08	33,33,33,33	0
54	MG	BA	3278	1/1	0.92	0.12	39,39,39,39	0
54	MG	DA	3344	1/1	0.92	0.08	56,56,56,56	0
54	MG	BF	301	1/1	0.92	0.12	40,40,40,40	0
54	MG	BF	304	1/1	0.92	0.11	47,47,47,47	0
54	MG	DA	3636	1/1	0.92	0.10	66,66,66,66	0
54	MG	BA	3279	1/1	0.92	0.13	38,38,38,38	0
54	MG	AA	1807	1/1	0.92	0.12	73,73,73,73	0
54	MG	AA	1663	1/1	0.92	0.14	62,62,62,62	0
54	MG	AA	1685	1/1	0.92	0.16	57,57,57,57	0
54	MG	BA	3614	1/1	0.92	0.23	47,47,47,47	0
54	MG	DA	3369	1/1	0.92	0.07	85,85,85,85	0
54	MG	AA	1727	1/1	0.92	0.13	82,82,82,82	0
54	MG	DF	305	1/1	0.92	0.11	74,74,74,74	0
54	MG	BA	3067	1/1	0.92	0.20	55,55,55,55	0
54	MG	AA	1728	1/1	0.92	0.18	68,68,68,68	0
54	MG	BA	3492	1/1	0.92	0.08	57,57,57,57	0
54	MG	BA	3070	1/1	0.92	0.17	39,39,39,39	0
54	MG	DT	202	1/1	0.92	0.08	62,62,62,62	0
54	MG	AD	303	1/1	0.92	0.12	84,84,84,84	0
54	MG	DA	3101	1/1	0.92	0.20	60,60,60,60	0
54	MG	BA	3298	1/1	0.92	0.09	43,43,43,43	0
54	MG	BA	3299	1/1	0.92	0.10	44,44,44,44	0
54	MG	DA	3390	1/1	0.92	0.16	73,73,73,73	0
55	ZN	D4	101	1/1	0.92	0.09	173,173,173,173	0
54	MG	DA	3227	1/1	0.93	0.06	39,39,39,39	0
54	MG	AA	1810	1/1	0.93	0.16	67,67,67,67	0
54	MG	DA	3229	1/1	0.93	0.13	76,76,76,76	0
54	MG	BA	3480	1/1	0.93	0.12	58,58,58,58	0

Continued on next page...

Continued from previous page...

Mol	Type	Chain	Res	Atoms	RSCC	RSR	B-factors(\AA^2)	Q<0.9
54	MG	DA	3039	1/1	0.93	0.11	57,57,57,57	0
54	MG	DA	3447	1/1	0.93	0.13	58,58,58,58	0
54	MG	AA	1811	1/1	0.93	0.13	65,65,65,65	0
54	MG	DA	3450	1/1	0.93	0.07	70,70,70,70	0
54	MG	AA	1691	1/1	0.93	0.09	57,57,57,57	0
54	MG	CA	1725	1/1	0.93	0.13	91,91,91,91	0
54	MG	CA	1618	1/1	0.93	0.18	61,61,61,61	0
54	MG	DA	3049	1/1	0.93	0.19	49,49,49,49	0
54	MG	CA	1620	1/1	0.93	0.28	74,74,74,74	0
54	MG	CA	1730	1/1	0.93	0.09	65,65,65,65	0
54	MG	DA	3053	1/1	0.93	0.16	28,28,28,28	0
54	MG	CA	1732	1/1	0.93	0.17	63,63,63,63	0
54	MG	DA	3472	1/1	0.93	0.10	73,73,73,73	0
54	MG	DA	3266	1/1	0.93	0.07	40,40,40,40	0
54	MG	AA	1629	1/1	0.93	0.31	59,59,59,59	0
54	MG	DA	3274	1/1	0.93	0.08	51,51,51,51	0
54	MG	AA	1742	1/1	0.93	0.10	78,78,78,78	0
54	MG	DA	3068	1/1	0.93	0.12	38,38,38,38	0
54	MG	BA	3493	1/1	0.93	0.16	65,65,65,65	0
54	MG	DA	3489	1/1	0.93	0.08	48,48,48,48	0
54	MG	CA	1740	1/1	0.93	0.20	72,72,72,72	0
54	MG	DA	3074	1/1	0.93	0.22	46,46,46,46	0
54	MG	BA	3593	1/1	0.93	0.24	34,34,34,34	0
54	MG	AA	1683	1/1	0.93	0.08	69,69,69,69	0
54	MG	BA	3035	1/1	0.93	0.08	23,23,23,23	0
54	MG	BA	3331	1/1	0.93	0.10	47,47,47,47	0
54	MG	CA	1748	1/1	0.93	0.13	57,57,57,57	0
54	MG	BA	3597	1/1	0.93	0.09	36,36,36,36	0
54	MG	DA	3291	1/1	0.93	0.14	64,64,64,64	0
54	MG	DA	3508	1/1	0.93	0.09	73,73,73,73	0
54	MG	AA	1602	1/1	0.93	0.16	70,70,70,70	0
54	MG	DA	3513	1/1	0.93	0.12	52,52,52,52	0
54	MG	AA	1669	1/1	0.93	0.14	80,80,80,80	0
54	MG	CA	1633	1/1	0.93	0.16	50,50,50,50	0
54	MG	DA	3517	1/1	0.93	0.15	52,52,52,52	0
54	MG	AF	201	1/1	0.93	0.11	53,53,53,53	0
54	MG	BA	3339	1/1	0.93	0.17	34,34,34,34	0
54	MG	BA	3340	1/1	0.93	0.07	38,38,38,38	0
54	MG	BA	3171	1/1	0.93	0.08	49,49,49,49	0
54	MG	BA	3610	1/1	0.93	0.12	36,36,36,36	0
54	MG	DA	3305	1/1	0.93	0.17	66,66,66,66	0
54	MG	AA	1768	1/1	0.93	0.09	79,79,79,79	0

Continued on next page...

Continued from previous page...

Mol	Type	Chain	Res	Atoms	RSCC	RSR	B-factors(\AA^2)	Q<0.9
54	MG	AA	1751	1/1	0.93	0.21	54,54,54,54	0
54	MG	DA	3535	1/1	0.93	0.10	67,67,67,67	0
54	MG	BA	3353	1/1	0.93	0.08	51,51,51,51	0
54	MG	DA	3309	1/1	0.93	0.13	45,45,45,45	0
54	MG	BA	3525	1/1	0.93	0.13	47,47,47,47	0
54	MG	BA	3269	1/1	0.93	0.17	51,51,51,51	0
54	MG	BA	3527	1/1	0.93	0.11	51,51,51,51	0
54	MG	DA	3104	1/1	0.93	0.20	51,51,51,51	0
54	MG	DA	3317	1/1	0.93	0.13	55,55,55,55	0
54	MG	DA	3544	1/1	0.93	0.07	67,67,67,67	0
54	MG	DA	3545	1/1	0.93	0.08	53,53,53,53	0
54	MG	DA	3546	1/1	0.93	0.09	64,64,64,64	0
54	MG	AA	1716	1/1	0.93	0.09	62,62,62,62	0
54	MG	BA	3060	1/1	0.93	0.17	49,49,49,49	0
54	MG	AA	1731	1/1	0.93	0.19	72,72,72,72	0
54	MG	DA	3322	1/1	0.93	0.22	61,61,61,61	0
54	MG	DA	3552	1/1	0.93	0.19	56,56,56,56	0
54	MG	CA	1775	1/1	0.93	0.14	78,78,78,78	0
54	MG	AA	1673	1/1	0.93	0.12	76,76,76,76	0
54	MG	DA	3112	1/1	0.93	0.12	48,48,48,48	0
54	MG	BA	3628	1/1	0.93	0.11	46,46,46,46	0
54	MG	BA	3201	1/1	0.93	0.18	57,57,57,57	0
54	MG	DA	3330	1/1	0.93	0.09	56,56,56,56	0
54	MG	BE	305	1/1	0.93	0.12	35,35,35,35	0
54	MG	BA	3392	1/1	0.93	0.17	29,29,29,29	0
54	MG	BA	3637	1/1	0.93	0.15	81,81,81,81	0
54	MG	DA	3566	1/1	0.93	0.15	70,70,70,70	0
54	MG	CA	1782	1/1	0.93	0.14	63,63,63,63	0
54	MG	DA	3571	1/1	0.93	0.09	53,53,53,53	0
54	MG	BA	3204	1/1	0.93	0.14	47,47,47,47	0
54	MG	DA	3343	1/1	0.93	0.10	54,54,54,54	0
54	MG	CA	1784	1/1	0.93	0.10	53,53,53,53	0
54	MG	DA	3345	1/1	0.93	0.14	56,56,56,56	0
54	MG	BA	3283	1/1	0.93	0.10	36,36,36,36	0
54	MG	BA	3423	1/1	0.93	0.08	46,46,46,46	0
54	MG	CA	1665	1/1	0.93	0.12	60,60,60,60	0
54	MG	DA	3581	1/1	0.93	0.09	46,46,46,46	0
54	MG	DA	3582	1/1	0.93	0.10	83,83,83,83	0
54	MG	BA	3544	1/1	0.93	0.08	60,60,60,60	0
54	MG	AA	1627	1/1	0.93	0.12	58,58,58,58	0
54	MG	DA	3356	1/1	0.93	0.14	44,44,44,44	0
54	MG	BA	3650	1/1	0.93	0.11	53,53,53,53	0

Continued on next page...

Continued from previous page...

Mol	Type	Chain	Res	Atoms	RSCC	RSR	B-factors(\AA^2)	Q<0.9
54	MG	DA	3362	1/1	0.93	0.20	53,53,53,53	0
54	MG	BA	3652	1/1	0.93	0.09	51,51,51,51	0
54	MG	BS	201	1/1	0.93	0.16	63,63,63,63	0
54	MG	BA	3013	1/1	0.93	0.18	24,24,24,24	0
54	MG	AA	1615	1/1	0.93	0.26	76,76,76,76	0
54	MG	DA	3373	1/1	0.93	0.18	58,58,58,58	0
54	MG	AA	1758	1/1	0.93	0.15	48,48,48,48	0
54	MG	BA	3290	1/1	0.93	0.06	27,27,27,27	0
54	MG	DA	3378	1/1	0.93	0.15	65,65,65,65	0
54	MG	DA	3380	1/1	0.93	0.07	47,47,47,47	0
54	MG	BA	3557	1/1	0.93	0.08	25,25,25,25	0
54	MG	DA	3163	1/1	0.93	0.11	39,39,39,39	0
54	MG	BA	3138	1/1	0.93	0.09	64,64,64,64	0
54	MG	DA	3386	1/1	0.93	0.13	64,64,64,64	0
54	MG	DA	3622	1/1	0.93	0.11	80,80,80,80	0
54	MG	DA	3165	1/1	0.93	0.06	36,36,36,36	0
54	MG	DA	3166	1/1	0.93	0.11	56,56,56,56	0
54	MG	DA	3167	1/1	0.93	0.06	30,30,30,30	0
54	MG	CA	1690	1/1	0.93	0.10	75,75,75,75	0
54	MG	DA	3174	1/1	0.93	0.06	24,24,24,24	0
54	MG	BA	3292	1/1	0.93	0.08	36,36,36,36	0
54	MG	DA	3001	1/1	0.93	0.08	38,38,38,38	0
54	MG	BA	3561	1/1	0.93	0.08	46,46,46,46	0
54	MG	BA	3139	1/1	0.93	0.07	55,55,55,55	0
54	MG	BA	3297	1/1	0.93	0.09	52,52,52,52	0
54	MG	BA	3457	1/1	0.93	0.10	53,53,53,53	0
54	MG	BA	3675	1/1	0.93	0.10	48,48,48,48	0
54	MG	CA	1699	1/1	0.93	0.18	73,73,73,73	0
54	MG	DA	3190	1/1	0.93	0.12	43,43,43,43	0
54	MG	BA	3676	1/1	0.93	0.17	46,46,46,46	0
54	MG	BA	3016	1/1	0.93	0.07	44,44,44,44	0
54	MG	DD	304	1/1	0.93	0.09	39,39,39,39	0
54	MG	DE	301	1/1	0.93	0.07	29,29,29,29	0
54	MG	DF	301	1/1	0.93	0.10	51,51,51,51	0
54	MG	DA	3411	1/1	0.93	0.07	89,89,89,89	0
54	MG	BA	3080	1/1	0.93	0.17	42,42,42,42	0
54	MG	AA	1634	1/1	0.93	0.35	58,58,58,58	0
54	MG	DO	202	1/1	0.93	0.11	60,60,60,60	0
54	MG	BA	3302	1/1	0.93	0.15	47,47,47,47	0
54	MG	BA	3305	1/1	0.93	0.08	67,67,67,67	0
54	MG	BA	3091	1/1	0.93	0.16	34,34,34,34	0
54	MG	BA	3476	1/1	0.93	0.15	55,55,55,55	0

Continued on next page...

Continued from previous page...

Mol	Type	Chain	Res	Atoms	RSCC	RSR	B-factors(\AA^2)	Q<0.9
54	MG	BA	3229	1/1	0.93	0.08	61,61,61,61	0
54	MG	DA	3217	1/1	0.93	0.11	54,54,54,54	0
54	MG	DA	3220	1/1	0.93	0.08	48,48,48,48	0
54	MG	CA	1714	1/1	0.93	0.20	67,67,67,67	0
54	MG	D9	102	1/1	0.93	0.19	51,51,51,51	0
54	MG	DA	3035	1/1	0.93	0.08	43,43,43,43	0
54	MG	AA	1809	1/1	0.93	0.21	79,79,79,79	0
54	MG	CA	1649	1/1	0.94	0.23	67,67,67,67	0
54	MG	DA	3170	1/1	0.94	0.16	31,31,31,31	0
54	MG	BA	3341	1/1	0.94	0.14	44,44,44,44	0
54	MG	BA	3601	1/1	0.94	0.14	43,43,43,43	0
54	MG	BA	3186	1/1	0.94	0.12	30,30,30,30	0
54	MG	BA	3187	1/1	0.94	0.20	69,69,69,69	0
54	MG	BA	3125	1/1	0.94	0.08	39,39,39,39	0
54	MG	BA	3350	1/1	0.94	0.09	28,28,28,28	0
54	MG	BA	3028	1/1	0.94	0.07	34,34,34,34	0
54	MG	BA	3355	1/1	0.94	0.13	51,51,51,51	0
54	MG	DA	3425	1/1	0.94	0.23	42,42,42,42	0
54	MG	BA	3196	1/1	0.94	0.12	52,52,52,52	0
54	MG	BA	3371	1/1	0.94	0.10	26,26,26,26	0
54	MG	DA	3434	1/1	0.94	0.11	60,60,60,60	0
54	MG	DA	3191	1/1	0.94	0.17	56,56,56,56	0
54	MG	CA	1662	1/1	0.94	0.08	54,54,54,54	0
54	MG	AA	1730	1/1	0.94	0.08	70,70,70,70	0
54	MG	BA	3522	1/1	0.94	0.17	53,53,53,53	0
54	MG	DA	3003	1/1	0.94	0.18	34,34,34,34	0
54	MG	DA	3442	1/1	0.94	0.17	59,59,59,59	0
54	MG	BA	3618	1/1	0.94	0.09	67,67,67,67	0
54	MG	CA	1666	1/1	0.94	0.08	71,71,71,71	0
54	MG	DA	3007	1/1	0.94	0.23	59,59,59,59	0
54	MG	DA	3008	1/1	0.94	0.14	44,44,44,44	0
54	MG	DA	3009	1/1	0.94	0.15	27,27,27,27	0
54	MG	CA	1668	1/1	0.94	0.11	65,65,65,65	0
54	MG	CA	1670	1/1	0.94	0.20	80,80,80,80	0
54	MG	CA	1672	1/1	0.94	0.11	74,74,74,74	0
54	MG	DA	3458	1/1	0.94	0.11	58,58,58,58	0
54	MG	BA	3524	1/1	0.94	0.12	35,35,35,35	0
54	MG	CA	1674	1/1	0.94	0.12	80,80,80,80	0
54	MG	BD	306	1/1	0.94	0.17	30,30,30,30	0
54	MG	BA	3077	1/1	0.94	0.08	43,43,43,43	0
54	MG	DA	3019	1/1	0.94	0.10	46,46,46,46	0
54	MG	BA	3202	1/1	0.94	0.09	67,67,67,67	0

Continued on next page...

Continued from previous page...

Mol	Type	Chain	Res	Atoms	RSCC	RSR	B-factors(\AA^2)	Q<0.9
54	MG	AA	1648	1/1	0.94	0.20	73,73,73,73	0
54	MG	BA	3084	1/1	0.94	0.15	43,43,43,43	0
54	MG	DA	3476	1/1	0.94	0.07	95,95,95,95	0
54	MG	BA	3137	1/1	0.94	0.10	45,45,45,45	0
54	MG	BA	3531	1/1	0.94	0.08	25,25,25,25	0
54	MG	BA	3401	1/1	0.94	0.16	34,34,34,34	0
54	MG	DA	3481	1/1	0.94	0.12	51,51,51,51	0
54	MG	DA	3483	1/1	0.94	0.09	63,63,63,63	0
54	MG	DA	3251	1/1	0.94	0.10	41,41,41,41	0
54	MG	AA	1631	1/1	0.94	0.14	64,64,64,64	0
54	MG	DA	3254	1/1	0.94	0.18	39,39,39,39	0
54	MG	BA	3636	1/1	0.94	0.18	25,25,25,25	0
54	MG	DA	3256	1/1	0.94	0.18	57,57,57,57	0
54	MG	DA	3257	1/1	0.94	0.17	40,40,40,40	0
54	MG	BH	201	1/1	0.94	0.16	60,60,60,60	0
54	MG	DA	3498	1/1	0.94	0.11	39,39,39,39	0
54	MG	BA	3418	1/1	0.94	0.13	28,28,28,28	0
54	MG	BN	202	1/1	0.94	0.10	57,57,57,57	0
54	MG	AA	1708	1/1	0.94	0.13	61,61,61,61	0
54	MG	DA	3503	1/1	0.94	0.07	59,59,59,59	0
54	MG	DA	3504	1/1	0.94	0.16	52,52,52,52	0
54	MG	DA	3271	1/1	0.94	0.06	42,42,42,42	0
54	MG	DA	3506	1/1	0.94	0.09	57,57,57,57	0
54	MG	BA	3140	1/1	0.94	0.12	44,44,44,44	0
54	MG	DA	3273	1/1	0.94	0.07	93,93,93,93	0
54	MG	BQ	204	1/1	0.94	0.08	46,46,46,46	0
54	MG	BR	201	1/1	0.94	0.14	39,39,39,39	0
54	MG	DA	3046	1/1	0.94	0.09	58,58,58,58	0
54	MG	DA	3515	1/1	0.94	0.09	54,54,54,54	0
54	MG	BA	3538	1/1	0.94	0.12	55,55,55,55	0
54	MG	BA	3642	1/1	0.94	0.10	46,46,46,46	0
54	MG	DA	3518	1/1	0.94	0.12	53,53,53,53	0
54	MG	BA	3431	1/1	0.94	0.17	28,28,28,28	0
54	MG	BA	3644	1/1	0.94	0.13	35,35,35,35	0
54	MG	DA	3052	1/1	0.94	0.09	35,35,35,35	0
54	MG	AA	1788	1/1	0.94	0.08	76,76,76,76	0
54	MG	BV	203	1/1	0.94	0.07	56,56,56,56	0
54	MG	DA	3526	1/1	0.94	0.07	42,42,42,42	0
54	MG	DA	3057	1/1	0.94	0.18	53,53,53,53	0
54	MG	BA	3648	1/1	0.94	0.13	42,42,42,42	0
54	MG	DA	3532	1/1	0.94	0.11	58,58,58,58	0
54	MG	DA	3289	1/1	0.94	0.09	44,44,44,44	0

Continued on next page...

Continued from previous page...

Mol	Type	Chain	Res	Atoms	RSCC	RSR	B-factors(\AA^2)	Q<0.9
54	MG	DA	3063	1/1	0.94	0.22	47,47,47,47	0
54	MG	BA	3434	1/1	0.94	0.11	56,56,56,56	0
54	MG	DA	3066	1/1	0.94	0.23	51,51,51,51	0
54	MG	BY	202	1/1	0.94	0.17	49,49,49,49	0
54	MG	BA	3294	1/1	0.94	0.07	32,32,32,32	0
54	MG	DA	3070	1/1	0.94	0.17	51,51,51,51	0
54	MG	BA	3038	1/1	0.94	0.12	34,34,34,34	0
54	MG	BA	3654	1/1	0.94	0.22	27,27,27,27	0
54	MG	DA	3300	1/1	0.94	0.07	29,29,29,29	0
54	MG	DA	3075	1/1	0.94	0.07	48,48,48,48	0
54	MG	CA	1718	1/1	0.94	0.08	76,76,76,76	0
54	MG	BA	3221	1/1	0.94	0.14	51,51,51,51	0
54	MG	BA	3002	1/1	0.94	0.10	60,60,60,60	0
54	MG	DA	3080	1/1	0.94	0.14	48,48,48,48	0
54	MG	BA	3551	1/1	0.94	0.11	60,60,60,60	0
54	MG	DA	3310	1/1	0.94	0.17	47,47,47,47	0
54	MG	DA	3311	1/1	0.94	0.08	31,31,31,31	0
54	MG	B5	101	1/1	0.94	0.09	49,49,49,49	0
54	MG	CA	1724	1/1	0.94	0.14	60,60,60,60	0
54	MG	DA	3085	1/1	0.94	0.23	60,60,60,60	0
54	MG	BA	3145	1/1	0.94	0.10	33,33,33,33	0
54	MG	DA	3087	1/1	0.94	0.15	52,52,52,52	0
54	MG	B8	101	1/1	0.94	0.15	45,45,45,45	0
54	MG	DA	3562	1/1	0.94	0.09	65,65,65,65	0
54	MG	BA	3661	1/1	0.94	0.09	40,40,40,40	0
54	MG	AA	1789	1/1	0.94	0.10	78,78,78,78	0
54	MG	BA	3303	1/1	0.94	0.11	40,40,40,40	0
54	MG	DA	3568	1/1	0.94	0.06	62,62,62,62	0
54	MG	DA	3569	1/1	0.94	0.12	60,60,60,60	0
54	MG	AA	1692	1/1	0.94	0.11	66,66,66,66	0
54	MG	BA	3670	1/1	0.94	0.09	65,65,65,65	0
54	MG	AA	1653	1/1	0.94	0.15	64,64,64,64	0
54	MG	BA	3562	1/1	0.94	0.06	34,34,34,34	0
54	MG	DA	3327	1/1	0.94	0.07	66,66,66,66	0
54	MG	DA	3097	1/1	0.94	0.08	30,30,30,30	0
54	MG	BA	3673	1/1	0.94	0.09	69,69,69,69	0
54	MG	DA	3334	1/1	0.94	0.09	45,45,45,45	0
54	MG	AA	1701	1/1	0.94	0.10	68,68,68,68	0
54	MG	BA	3058	1/1	0.94	0.27	57,57,57,57	0
54	MG	AA	1815	1/1	0.94	0.14	72,72,72,72	0
54	MG	AA	1679	1/1	0.94	0.14	58,58,58,58	0
54	MG	BA	3465	1/1	0.94	0.10	24,24,24,24	0

Continued on next page...

Continued from previous page...

Mol	Type	Chain	Res	Atoms	RSCC	RSR	B-factors(\AA^2)	Q<0.9
54	MG	DA	3342	1/1	0.94	0.10	40,40,40,40	0
54	MG	CA	1614	1/1	0.94	0.14	70,70,70,70	0
54	MG	BA	3061	1/1	0.94	0.14	44,44,44,44	0
54	MG	BA	3468	1/1	0.94	0.20	63,63,63,63	0
54	MG	DA	3346	1/1	0.94	0.09	57,57,57,57	0
54	MG	BA	3244	1/1	0.94	0.11	49,49,49,49	0
54	MG	BA	3474	1/1	0.94	0.12	63,63,63,63	0
54	MG	BA	3578	1/1	0.94	0.09	49,49,49,49	0
54	MG	DA	3114	1/1	0.94	0.08	36,36,36,36	0
54	MG	BA	3690	1/1	0.94	0.07	42,42,42,42	0
54	MG	DA	3355	1/1	0.94	0.11	67,67,67,67	0
54	MG	DA	3612	1/1	0.94	0.21	49,49,49,49	0
54	MG	BA	3691	1/1	0.94	0.10	57,57,57,57	0
54	MG	DA	3357	1/1	0.94	0.07	45,45,45,45	0
54	MG	BA	3701	1/1	0.94	0.07	34,34,34,34	0
54	MG	DA	3361	1/1	0.94	0.13	40,40,40,40	0
54	MG	BA	3321	1/1	0.94	0.13	77,77,77,77	0
54	MG	AA	1607	1/1	0.94	0.19	57,57,57,57	0
54	MG	DA	3367	1/1	0.94	0.10	67,67,67,67	0
54	MG	DA	3126	1/1	0.94	0.24	56,56,56,56	0
54	MG	BA	3323	1/1	0.94	0.16	57,57,57,57	0
54	MG	DA	3131	1/1	0.94	0.20	25,25,25,25	0
54	MG	DA	3372	1/1	0.94	0.16	79,79,79,79	0
54	MG	DA	3629	1/1	0.94	0.07	80,80,80,80	0
54	MG	CA	1767	1/1	0.94	0.10	86,86,86,86	0
54	MG	CA	1628	1/1	0.94	0.14	71,71,71,71	0
54	MG	DA	3376	1/1	0.94	0.08	73,73,73,73	0
54	MG	CA	1769	1/1	0.94	0.06	58,58,58,58	0
54	MG	BA	3116	1/1	0.94	0.09	50,50,50,50	0
54	MG	AA	1743	1/1	0.94	0.19	58,58,58,58	0
54	MG	DB	204	1/1	0.94	0.15	65,65,65,65	0
54	MG	DA	3381	1/1	0.94	0.09	55,55,55,55	0
54	MG	DA	3138	1/1	0.94	0.29	49,49,49,49	0
54	MG	BA	3711	1/1	0.94	0.14	52,52,52,52	0
54	MG	DB	209	1/1	0.94	0.15	67,67,67,67	0
54	MG	BA	3712	1/1	0.94	0.10	49,49,49,49	0
54	MG	DD	301	1/1	0.94	0.06	61,61,61,61	0
54	MG	BA	3713	1/1	0.94	0.06	35,35,35,35	0
54	MG	CA	1636	1/1	0.94	0.24	58,58,58,58	0
54	MG	DD	305	1/1	0.94	0.09	56,56,56,56	0
54	MG	BA	3483	1/1	0.94	0.13	31,31,31,31	0
54	MG	DA	3146	1/1	0.94	0.20	55,55,55,55	0

Continued on next page...

Continued from previous page...

Mol	Type	Chain	Res	Atoms	RSCC	RSR	B-factors(\AA^2)	Q<0.9
54	MG	DA	3391	1/1	0.94	0.19	62,62,62,62	0
54	MG	DF	304	1/1	0.94	0.07	41,41,41,41	0
54	MG	DA	3392	1/1	0.94	0.10	43,43,43,43	0
54	MG	BA	3484	1/1	0.94	0.06	41,41,41,41	0
54	MG	DA	3394	1/1	0.94	0.09	59,59,59,59	0
54	MG	BA	3330	1/1	0.94	0.10	45,45,45,45	0
54	MG	CA	1640	1/1	0.94	0.16	63,63,63,63	0
54	MG	DA	3151	1/1	0.94	0.08	31,31,31,31	0
54	MG	AA	1729	1/1	0.94	0.09	55,55,55,55	0
54	MG	DW	201	1/1	0.94	0.10	63,63,63,63	0
54	MG	BA	3490	1/1	0.94	0.07	74,74,74,74	0
54	MG	BA	3025	1/1	0.94	0.08	34,34,34,34	0
54	MG	AA	1761	1/1	0.94	0.12	65,65,65,65	0
54	MG	BA	3122	1/1	0.94	0.09	46,46,46,46	0
54	MG	BA	3123	1/1	0.94	0.12	48,48,48,48	0
54	MG	DA	3406	1/1	0.94	0.11	54,54,54,54	0
54	MG	BA	3184	1/1	0.94	0.13	37,37,37,37	0
54	MG	BA	3007	1/1	0.95	0.08	41,41,41,41	0
54	MG	BA	3203	1/1	0.95	0.15	39,39,39,39	0
54	MG	BA	3012	1/1	0.95	0.14	37,37,37,37	0
54	MG	DA	3422	1/1	0.95	0.06	71,71,71,71	0
54	MG	CA	1794	1/1	0.95	0.09	57,57,57,57	0
54	MG	BA	3042	1/1	0.95	0.14	27,27,27,27	0
54	MG	BA	3044	1/1	0.95	0.29	53,53,53,53	0
54	MG	BA	3094	1/1	0.95	0.23	33,33,33,33	0
54	MG	CA	1644	1/1	0.95	0.25	63,63,63,63	0
54	MG	BA	3459	1/1	0.95	0.20	57,57,57,57	0
54	MG	DA	3203	1/1	0.95	0.06	36,36,36,36	0
54	MG	BA	3097	1/1	0.95	0.07	40,40,40,40	0
54	MG	DA	3208	1/1	0.95	0.07	31,31,31,31	0
54	MG	BA	3300	1/1	0.95	0.13	54,54,54,54	0
54	MG	BA	3215	1/1	0.95	0.10	41,41,41,41	0
54	MG	BA	3586	1/1	0.95	0.12	39,39,39,39	0
54	MG	DA	3218	1/1	0.95	0.07	57,57,57,57	0
54	MG	DA	3445	1/1	0.95	0.11	45,45,45,45	0
54	MG	BA	3720	1/1	0.95	0.07	64,64,64,64	0
54	MG	BA	3463	1/1	0.95	0.09	38,38,38,38	0
54	MG	BA	3216	1/1	0.95	0.21	64,64,64,64	0
54	MG	DA	3225	1/1	0.95	0.08	53,53,53,53	0
54	MG	BA	3589	1/1	0.95	0.06	41,41,41,41	0
54	MG	DA	3453	1/1	0.95	0.05	49,49,49,49	0
54	MG	BA	3098	1/1	0.95	0.07	39,39,39,39	0

Continued on next page...

Continued from previous page...

Mol	Type	Chain	Res	Atoms	RSCC	RSR	B-factors(\AA^2)	Q<0.9
54	MG	BA	3143	1/1	0.95	0.12	23,23,23,23	0
54	MG	BA	3099	1/1	0.95	0.16	47,47,47,47	0
54	MG	BA	3471	1/1	0.95	0.07	50,50,50,50	0
54	MG	DA	3232	1/1	0.95	0.09	45,45,45,45	0
54	MG	BA	3729	1/1	0.95	0.15	42,42,42,42	0
54	MG	BA	3047	1/1	0.95	0.07	30,30,30,30	0
54	MG	DA	3468	1/1	0.95	0.10	66,66,66,66	0
54	MG	DA	3240	1/1	0.95	0.07	56,56,56,56	0
54	MG	DA	3241	1/1	0.95	0.08	47,47,47,47	0
54	MG	DA	3242	1/1	0.95	0.06	36,36,36,36	0
54	MG	DA	3475	1/1	0.95	0.07	60,60,60,60	0
54	MG	DA	3015	1/1	0.95	0.11	56,56,56,56	0
54	MG	DA	3245	1/1	0.95	0.08	37,37,37,37	0
54	MG	BA	3051	1/1	0.95	0.14	33,33,33,33	0
54	MG	AA	1775	1/1	0.95	0.08	63,63,63,63	0
54	MG	DA	3250	1/1	0.95	0.14	38,38,38,38	0
54	MG	DA	3482	1/1	0.95	0.07	69,69,69,69	0
54	MG	BA	3312	1/1	0.95	0.06	32,32,32,32	0
54	MG	DA	3252	1/1	0.95	0.06	45,45,45,45	0
54	MG	DA	3485	1/1	0.95	0.11	33,33,33,33	0
54	MG	BB	206	1/1	0.95	0.14	34,34,34,34	0
54	MG	DA	3488	1/1	0.95	0.12	46,46,46,46	0
54	MG	BA	3599	1/1	0.95	0.10	63,63,63,63	0
54	MG	DA	3490	1/1	0.95	0.07	60,60,60,60	0
54	MG	DA	3492	1/1	0.95	0.12	59,59,59,59	0
54	MG	CA	1667	1/1	0.95	0.20	66,66,66,66	0
54	MG	BA	3103	1/1	0.95	0.25	33,33,33,33	0
54	MG	CA	1669	1/1	0.95	0.09	71,71,71,71	0
54	MG	DA	3258	1/1	0.95	0.10	35,35,35,35	0
54	MG	DA	3260	1/1	0.95	0.15	57,57,57,57	0
54	MG	AA	1747	1/1	0.95	0.16	60,60,60,60	0
54	MG	CA	1671	1/1	0.95	0.07	78,78,78,78	0
54	MG	DA	3031	1/1	0.95	0.22	46,46,46,46	0
54	MG	BA	3317	1/1	0.95	0.10	69,69,69,69	0
54	MG	DA	3033	1/1	0.95	0.17	48,48,48,48	0
54	MG	BA	3604	1/1	0.95	0.15	43,43,43,43	0
54	MG	BA	3232	1/1	0.95	0.09	24,24,24,24	0
54	MG	AA	1749	1/1	0.95	0.10	58,58,58,58	0
54	MG	CA	1676	1/1	0.95	0.12	64,64,64,64	0
54	MG	BD	304	1/1	0.95	0.07	19,19,19,19	0
54	MG	BD	305	1/1	0.95	0.06	46,46,46,46	0
54	MG	AA	1750	1/1	0.95	0.15	55,55,55,55	0

Continued on next page...

Continued from previous page...

Mol	Type	Chain	Res	Atoms	RSCC	RSR	B-factors(\AA^2)	Q<0.9
54	MG	BA	3236	1/1	0.95	0.06	27,27,27,27	0
54	MG	DA	3044	1/1	0.95	0.17	55,55,55,55	0
54	MG	CA	1683	1/1	0.95	0.10	71,71,71,71	0
54	MG	BA	3237	1/1	0.95	0.07	41,41,41,41	0
54	MG	DA	3048	1/1	0.95	0.18	50,50,50,50	0
54	MG	DA	3520	1/1	0.95	0.05	74,74,74,74	0
54	MG	BE	302	1/1	0.95	0.15	29,29,29,29	0
54	MG	BA	3611	1/1	0.95	0.09	32,32,32,32	0
54	MG	CA	1687	1/1	0.95	0.13	68,68,68,68	0
54	MG	BA	3107	1/1	0.95	0.20	47,47,47,47	0
54	MG	BA	3156	1/1	0.95	0.09	28,28,28,28	0
54	MG	DA	3528	1/1	0.95	0.08	36,36,36,36	0
54	MG	BA	3494	1/1	0.95	0.10	52,52,52,52	0
54	MG	AA	1697	1/1	0.95	0.09	50,50,50,50	0
54	MG	DA	3531	1/1	0.95	0.05	51,51,51,51	0
54	MG	BA	3163	1/1	0.95	0.29	30,30,30,30	0
54	MG	CA	1693	1/1	0.95	0.07	73,73,73,73	0
54	MG	DA	3064	1/1	0.95	0.14	36,36,36,36	0
54	MG	BF	306	1/1	0.95	0.08	61,61,61,61	0
54	MG	DA	3299	1/1	0.95	0.06	33,33,33,33	0
54	MG	BA	3498	1/1	0.95	0.06	45,45,45,45	0
54	MG	AA	1702	1/1	0.95	0.10	67,67,67,67	0
54	MG	BA	3245	1/1	0.95	0.08	29,29,29,29	0
54	MG	BA	3247	1/1	0.95	0.10	45,45,45,45	0
54	MG	CA	1701	1/1	0.95	0.10	74,74,74,74	0
54	MG	BA	3625	1/1	0.95	0.14	52,52,52,52	0
54	MG	AA	1781	1/1	0.95	0.13	71,71,71,71	0
54	MG	BQ	203	1/1	0.95	0.08	38,38,38,38	0
54	MG	BA	3022	1/1	0.95	0.08	38,38,38,38	0
54	MG	DA	3078	1/1	0.95	0.18	41,41,41,41	0
54	MG	DA	3313	1/1	0.95	0.08	34,34,34,34	0
54	MG	BA	3252	1/1	0.95	0.08	52,52,52,52	0
54	MG	BR	202	1/1	0.95	0.11	35,35,35,35	0
54	MG	BA	3344	1/1	0.95	0.10	41,41,41,41	0
54	MG	BA	3256	1/1	0.95	0.09	38,38,38,38	0
54	MG	BR	205	1/1	0.95	0.10	45,45,45,45	0
54	MG	BA	3257	1/1	0.95	0.07	21,21,21,21	0
54	MG	DA	3320	1/1	0.95	0.06	54,54,54,54	0
54	MG	AA	1784	1/1	0.95	0.27	63,63,63,63	0
54	MG	DA	3560	1/1	0.95	0.10	57,57,57,57	0
54	MG	CA	1716	1/1	0.95	0.13	49,49,49,49	0
54	MG	BT	203	1/1	0.95	0.05	51,51,51,51	0

Continued on next page...

Continued from previous page...

Mol	Type	Chain	Res	Atoms	RSCC	RSR	B-factors(\AA^2)	Q<0.9
54	MG	BA	3519	1/1	0.95	0.07	26,26,26,26	0
54	MG	BA	3520	1/1	0.95	0.14	29,29,29,29	0
54	MG	BA	3521	1/1	0.95	0.08	35,35,35,35	0
54	MG	DA	3567	1/1	0.95	0.08	57,57,57,57	0
54	MG	BA	3170	1/1	0.95	0.07	38,38,38,38	0
54	MG	BA	3065	1/1	0.95	0.07	36,36,36,36	0
54	MG	DA	3329	1/1	0.95	0.13	34,34,34,34	0
54	MG	BA	3359	1/1	0.95	0.16	19,19,19,19	0
54	MG	DA	3572	1/1	0.95	0.06	45,45,45,45	0
54	MG	CA	1727	1/1	0.95	0.15	63,63,63,63	0
54	MG	BA	3645	1/1	0.95	0.10	59,59,59,59	0
54	MG	B0	104	1/1	0.95	0.06	49,49,49,49	0
54	MG	DA	3099	1/1	0.95	0.06	54,54,54,54	0
54	MG	DA	3339	1/1	0.95	0.06	53,53,53,53	0
54	MG	B1	101	1/1	0.95	0.08	40,40,40,40	0
54	MG	CA	1731	1/1	0.95	0.10	62,62,62,62	0
54	MG	BA	3264	1/1	0.95	0.07	86,86,86,86	0
54	MG	CA	1735	1/1	0.95	0.09	85,85,85,85	0
54	MG	BA	3363	1/1	0.95	0.16	48,48,48,48	0
54	MG	DA	3584	1/1	0.95	0.07	37,37,37,37	0
54	MG	DA	3105	1/1	0.95	0.22	54,54,54,54	0
54	MG	BA	3365	1/1	0.95	0.10	33,33,33,33	0
54	MG	AA	1709	1/1	0.95	0.12	57,57,57,57	0
54	MG	B3	103	1/1	0.95	0.12	38,38,38,38	0
54	MG	DA	3349	1/1	0.95	0.08	55,55,55,55	0
54	MG	DA	3595	1/1	0.95	0.11	90,90,90,90	0
54	MG	BA	3173	1/1	0.95	0.07	63,63,63,63	0
54	MG	AA	1710	1/1	0.95	0.17	52,52,52,52	0
54	MG	CA	1743	1/1	0.95	0.13	65,65,65,65	0
54	MG	DA	3603	1/1	0.95	0.07	44,44,44,44	0
54	MG	DA	3113	1/1	0.95	0.21	56,56,56,56	0
54	MG	B7	101	1/1	0.95	0.09	45,45,45,45	0
54	MG	CA	1745	1/1	0.95	0.20	52,52,52,52	0
54	MG	DA	3610	1/1	0.95	0.12	79,79,79,79	0
54	MG	BA	3268	1/1	0.95	0.08	52,52,52,52	0
54	MG	DA	3360	1/1	0.95	0.07	36,36,36,36	0
54	MG	AA	1713	1/1	0.95	0.12	61,61,61,61	0
54	MG	B9	104	1/1	0.95	0.12	52,52,52,52	0
54	MG	DA	3363	1/1	0.95	0.08	51,51,51,51	0
54	MG	BA	3535	1/1	0.95	0.08	58,58,58,58	0
54	MG	BA	3270	1/1	0.95	0.07	51,51,51,51	0
54	MG	CA	1753	1/1	0.95	0.21	74,74,74,74	0

Continued on next page...

Continued from previous page...

Mol	Type	Chain	Res	Atoms	RSCC	RSR	B-factors(\AA^2)	Q<0.9
54	MG	BA	3180	1/1	0.95	0.10	42,42,42,42	0
54	MG	DA	3132	1/1	0.95	0.15	54,54,54,54	0
54	MG	BA	3395	1/1	0.95	0.05	37,37,37,37	0
54	MG	BA	3665	1/1	0.95	0.10	72,72,72,72	0
54	MG	AA	1664	1/1	0.95	0.10	74,74,74,74	0
54	MG	BA	3668	1/1	0.95	0.06	60,60,60,60	0
54	MG	CA	1760	1/1	0.95	0.18	93,93,93,93	0
54	MG	AA	1670	1/1	0.95	0.14	56,56,56,56	0
54	MG	DA	3379	1/1	0.95	0.11	69,69,69,69	0
54	MG	BA	3542	1/1	0.95	0.07	33,33,33,33	0
54	MG	BA	3409	1/1	0.95	0.07	26,26,26,26	0
54	MG	DA	3637	1/1	0.95	0.16	63,63,63,63	0
54	MG	BA	3410	1/1	0.95	0.23	56,56,56,56	0
54	MG	DB	203	1/1	0.95	0.09	61,61,61,61	0
54	MG	BA	3415	1/1	0.95	0.11	26,26,26,26	0
54	MG	AA	1638	1/1	0.95	0.11	64,64,64,64	0
54	MG	BA	3549	1/1	0.95	0.09	22,22,22,22	0
54	MG	DB	207	1/1	0.95	0.09	82,82,82,82	0
54	MG	BA	3188	1/1	0.95	0.10	47,47,47,47	0
54	MG	CA	1770	1/1	0.95	0.12	71,71,71,71	0
54	MG	CA	1617	1/1	0.95	0.27	63,63,63,63	0
54	MG	AA	1812	1/1	0.95	0.07	82,82,82,82	0
54	MG	DD	302	1/1	0.95	0.06	32,32,32,32	0
54	MG	CA	1619	1/1	0.95	0.26	56,56,56,56	0
54	MG	DA	3157	1/1	0.95	0.08	33,33,33,33	0
54	MG	BA	3678	1/1	0.95	0.23	47,47,47,47	0
54	MG	BA	3425	1/1	0.95	0.16	38,38,38,38	0
54	MG	DA	3396	1/1	0.95	0.06	48,48,48,48	0
54	MG	BA	3428	1/1	0.95	0.13	23,23,23,23	0
54	MG	DF	303	1/1	0.95	0.09	56,56,56,56	0
54	MG	BA	3190	1/1	0.95	0.14	36,36,36,36	0
54	MG	BA	3078	1/1	0.95	0.12	45,45,45,45	0
54	MG	BA	3194	1/1	0.95	0.22	52,52,52,52	0
54	MG	BA	3079	1/1	0.95	0.17	45,45,45,45	0
54	MG	BA	3688	1/1	0.95	0.07	72,72,72,72	0
54	MG	DP	202	1/1	0.95	0.08	53,53,53,53	0
54	MG	DA	3173	1/1	0.95	0.06	34,34,34,34	0
54	MG	BA	3689	1/1	0.95	0.08	55,55,55,55	0
54	MG	BA	3441	1/1	0.95	0.08	58,58,58,58	0
54	MG	BA	3566	1/1	0.95	0.11	48,48,48,48	0
54	MG	BA	3692	1/1	0.95	0.07	38,38,38,38	0
54	MG	BA	3037	1/1	0.95	0.13	33,33,33,33	0

Continued on next page...

Continued from previous page...

Mol	Type	Chain	Res	Atoms	RSCC	RSR	B-factors(\AA^2)	Q<0.9
54	MG	BA	3289	1/1	0.95	0.14	58,58,58,58	0
54	MG	DA	3412	1/1	0.95	0.13	75,75,75,75	0
54	MG	D8	102	1/1	0.95	0.10	66,66,66,66	0
54	MG	BA	3446	1/1	0.95	0.09	42,42,42,42	0
54	MG	BA	3081	1/1	0.95	0.12	38,38,38,38	0
54	MG	DA	3187	1/1	0.95	0.09	44,44,44,44	0
54	MG	CA	1738	1/1	0.96	0.10	52,52,52,52	0
54	MG	DA	3268	1/1	0.96	0.08	54,54,54,54	0
54	MG	AA	1657	1/1	0.96	0.12	51,51,51,51	0
54	MG	AA	1763	1/1	0.96	0.12	73,73,73,73	0
54	MG	BA	3207	1/1	0.96	0.04	57,57,57,57	0
54	MG	AA	1684	1/1	0.96	0.06	43,43,43,43	0
54	MG	BA	3362	1/1	0.96	0.06	30,30,30,30	0
54	MG	BA	3209	1/1	0.96	0.11	19,19,19,19	0
54	MG	DA	3277	1/1	0.96	0.07	60,60,60,60	0
54	MG	DA	3278	1/1	0.96	0.07	71,71,71,71	0
54	MG	BA	3364	1/1	0.96	0.06	24,24,24,24	0
54	MG	BA	3284	1/1	0.96	0.09	37,37,37,37	0
54	MG	CA	1747	1/1	0.96	0.08	63,63,63,63	0
54	MG	BA	3367	1/1	0.96	0.10	34,34,34,34	0
54	MG	AA	1798	1/1	0.96	0.06	67,67,67,67	0
54	MG	DA	3088	1/1	0.96	0.08	39,39,39,39	0
54	MG	BA	3023	1/1	0.96	0.08	43,43,43,43	0
54	MG	DA	3487	1/1	0.96	0.16	65,65,65,65	0
54	MG	BA	3024	1/1	0.96	0.13	44,44,44,44	0
54	MG	BA	3602	1/1	0.96	0.05	43,43,43,43	0
54	MG	BA	3504	1/1	0.96	0.10	53,53,53,53	0
54	MG	CA	1632	1/1	0.96	0.07	57,57,57,57	0
54	MG	BA	3505	1/1	0.96	0.09	38,38,38,38	0
54	MG	BA	3063	1/1	0.96	0.09	31,31,31,31	0
54	MG	BA	3218	1/1	0.96	0.08	56,56,56,56	0
54	MG	AA	1720	1/1	0.96	0.13	74,74,74,74	0
54	MG	AA	1754	1/1	0.96	0.07	49,49,49,49	0
54	MG	BA	3027	1/1	0.96	0.07	32,32,32,32	0
54	MG	BA	3398	1/1	0.96	0.14	30,30,30,30	0
54	MG	BA	3514	1/1	0.96	0.06	29,29,29,29	0
54	MG	BA	3516	1/1	0.96	0.07	54,54,54,54	0
54	MG	BB	208	1/1	0.96	0.10	33,33,33,33	0
54	MG	DA	3304	1/1	0.96	0.05	39,39,39,39	0
54	MG	BA	3400	1/1	0.96	0.04	39,39,39,39	0
54	MG	BA	3616	1/1	0.96	0.16	26,26,26,26	0
54	MG	BA	3518	1/1	0.96	0.10	28,28,28,28	0

Continued on next page...

Continued from previous page...

Mol	Type	Chain	Res	Atoms	RSCC	RSR	B-factors(\AA^2)	Q<0.9
54	MG	DA	3107	1/1	0.96	0.18	38,38,38,38	0
54	MG	DA	3510	1/1	0.96	0.08	46,46,46,46	0
54	MG	DA	3512	1/1	0.96	0.08	43,43,43,43	0
54	MG	BB	215	1/1	0.96	0.09	57,57,57,57	0
54	MG	BA	3224	1/1	0.96	0.05	28,28,28,28	0
54	MG	BA	3157	1/1	0.96	0.11	36,36,36,36	0
54	MG	BA	3620	1/1	0.96	0.20	40,40,40,40	0
54	MG	BA	3296	1/1	0.96	0.15	40,40,40,40	0
54	MG	BD	303	1/1	0.96	0.10	33,33,33,33	0
54	MG	BA	3158	1/1	0.96	0.11	22,22,22,22	0
54	MG	DA	3115	1/1	0.96	0.15	33,33,33,33	0
54	MG	DA	3521	1/1	0.96	0.06	43,43,43,43	0
54	MG	DA	3116	1/1	0.96	0.19	26,26,26,26	0
54	MG	DA	3117	1/1	0.96	0.23	69,69,69,69	0
54	MG	BA	3523	1/1	0.96	0.11	43,43,43,43	0
54	MG	DA	3119	1/1	0.96	0.11	38,38,38,38	0
54	MG	DA	3120	1/1	0.96	0.16	47,47,47,47	0
54	MG	BA	3414	1/1	0.96	0.13	23,23,23,23	0
54	MG	BA	3159	1/1	0.96	0.12	44,44,44,44	0
54	MG	DA	3123	1/1	0.96	0.17	48,48,48,48	0
54	MG	AA	1782	1/1	0.96	0.07	59,59,59,59	0
54	MG	BA	3231	1/1	0.96	0.07	35,35,35,35	0
54	MG	BA	3629	1/1	0.96	0.18	34,34,34,34	0
54	MG	DA	3128	1/1	0.96	0.17	47,47,47,47	0
54	MG	AA	1783	1/1	0.96	0.21	71,71,71,71	0
54	MG	BA	3071	1/1	0.96	0.15	46,46,46,46	0
54	MG	DA	3333	1/1	0.96	0.08	54,54,54,54	0
54	MG	AA	1640	1/1	0.96	0.16	70,70,70,70	0
54	MG	BF	302	1/1	0.96	0.45	31,31,31,31	0
54	MG	CA	1788	1/1	0.96	0.07	51,51,51,51	0
54	MG	BF	303	1/1	0.96	0.07	43,43,43,43	0
54	MG	BA	3114	1/1	0.96	0.06	39,39,39,39	0
54	MG	AP	101	1/1	0.96	0.12	81,81,81,81	0
54	MG	BA	3433	1/1	0.96	0.11	31,31,31,31	0
54	MG	DA	3139	1/1	0.96	0.22	53,53,53,53	0
54	MG	DA	3548	1/1	0.96	0.07	54,54,54,54	0
54	MG	AA	1614	1/1	0.96	0.08	42,42,42,42	0
54	MG	BA	3641	1/1	0.96	0.07	47,47,47,47	0
54	MG	DA	3142	1/1	0.96	0.17	48,48,48,48	0
54	MG	CA	1795	1/1	0.96	0.07	66,66,66,66	0
54	MG	BA	3435	1/1	0.96	0.05	40,40,40,40	0
54	MG	BA	3075	1/1	0.96	0.10	36,36,36,36	0

Continued on next page...

Continued from previous page...

Mol	Type	Chain	Res	Atoms	RSCC	RSR	B-factors(\AA^2)	Q<0.9
54	MG	BO	201	1/1	0.96	0.07	53,53,53,53	0
54	MG	BA	3119	1/1	0.96	0.10	57,57,57,57	0
54	MG	DA	3557	1/1	0.96	0.27	55,55,55,55	0
54	MG	BA	3076	1/1	0.96	0.21	58,58,58,58	0
54	MG	BA	3243	1/1	0.96	0.09	31,31,31,31	0
54	MG	BA	3647	1/1	0.96	0.08	59,59,59,59	0
54	MG	BA	3541	1/1	0.96	0.11	21,21,21,21	0
54	MG	DA	3154	1/1	0.96	0.08	47,47,47,47	0
54	MG	DA	3358	1/1	0.96	0.06	59,59,59,59	0
54	MG	DA	3564	1/1	0.96	0.13	61,61,61,61	0
54	MG	DA	3156	1/1	0.96	0.10	34,34,34,34	0
54	MG	CQ	201	1/1	0.96	0.09	76,76,76,76	0
54	MG	BA	3034	1/1	0.96	0.17	40,40,40,40	0
54	MG	DA	3161	1/1	0.96	0.10	47,47,47,47	0
54	MG	DA	3162	1/1	0.96	0.11	33,33,33,33	0
54	MG	DA	3364	1/1	0.96	0.08	54,54,54,54	0
54	MG	BA	3177	1/1	0.96	0.09	41,41,41,41	0
54	MG	DA	3366	1/1	0.96	0.15	41,41,41,41	0
54	MG	BA	3448	1/1	0.96	0.12	46,46,46,46	0
54	MG	DA	3005	1/1	0.96	0.19	53,53,53,53	0
54	MG	AA	1642	1/1	0.96	0.09	53,53,53,53	0
54	MG	BA	3450	1/1	0.96	0.05	24,24,24,24	0
54	MG	AA	1787	1/1	0.96	0.10	54,54,54,54	0
54	MG	AA	1661	1/1	0.96	0.13	62,62,62,62	0
54	MG	DA	3172	1/1	0.96	0.05	30,30,30,30	0
54	MG	DA	3580	1/1	0.96	0.06	39,39,39,39	0
54	MG	BU	202	1/1	0.96	0.16	34,34,34,34	0
54	MG	BV	201	1/1	0.96	0.29	30,30,30,30	0
54	MG	BA	3185	1/1	0.96	0.06	44,44,44,44	0
54	MG	BA	3552	1/1	0.96	0.09	26,26,26,26	0
54	MG	DA	3585	1/1	0.96	0.16	36,36,36,36	0
54	MG	BA	3662	1/1	0.96	0.08	26,26,26,26	0
54	MG	DA	3590	1/1	0.96	0.09	59,59,59,59	0
54	MG	BA	3554	1/1	0.96	0.05	41,41,41,41	0
54	MG	BA	3555	1/1	0.96	0.07	23,23,23,23	0
54	MG	CA	1696	1/1	0.96	0.08	71,71,71,71	0
54	MG	BA	3456	1/1	0.96	0.07	37,37,37,37	0
54	MG	BZ	302	1/1	0.96	0.18	45,45,45,45	0
54	MG	DA	3022	1/1	0.96	0.11	37,37,37,37	0
54	MG	BA	3326	1/1	0.96	0.06	46,46,46,46	0
54	MG	CA	1700	1/1	0.96	0.09	56,56,56,56	0
54	MG	DA	3026	1/1	0.96	0.13	47,47,47,47	0

Continued on next page...

Continued from previous page...

Mol	Type	Chain	Res	Atoms	RSCC	RSR	B-factors(\AA^2)	Q<0.9
54	MG	DA	3604	1/1	0.96	0.08	72,72,72,72	0
54	MG	BA	3009	1/1	0.96	0.16	23,23,23,23	0
54	MG	BA	3328	1/1	0.96	0.07	49,49,49,49	0
54	MG	DA	3607	1/1	0.96	0.06	65,65,65,65	0
54	MG	DA	3029	1/1	0.96	0.14	37,37,37,37	0
54	MG	BA	3083	1/1	0.96	0.07	32,32,32,32	0
54	MG	CA	1704	1/1	0.96	0.18	71,71,71,71	0
54	MG	DA	3201	1/1	0.96	0.07	29,29,29,29	0
54	MG	BA	3011	1/1	0.96	0.22	47,47,47,47	0
54	MG	BA	3133	1/1	0.96	0.09	30,30,30,30	0
54	MG	DA	3207	1/1	0.96	0.09	27,27,27,27	0
54	MG	DA	3034	1/1	0.96	0.10	34,34,34,34	0
54	MG	DA	3402	1/1	0.96	0.07	53,53,53,53	0
54	MG	DA	3620	1/1	0.96	0.06	65,65,65,65	0
54	MG	BA	3565	1/1	0.96	0.08	57,57,57,57	0
54	MG	DA	3210	1/1	0.96	0.10	47,47,47,47	0
54	MG	CA	1708	1/1	0.96	0.10	73,73,73,73	0
54	MG	DA	3216	1/1	0.96	0.07	43,43,43,43	0
54	MG	BA	3043	1/1	0.96	0.08	30,30,30,30	0
54	MG	DA	3627	1/1	0.96	0.10	58,58,58,58	0
54	MG	CA	1710	1/1	0.96	0.16	55,55,55,55	0
54	MG	BA	3089	1/1	0.96	0.09	32,32,32,32	0
54	MG	BA	3568	1/1	0.96	0.11	35,35,35,35	0
54	MG	DA	3631	1/1	0.96	0.09	54,54,54,54	0
54	MG	DA	3223	1/1	0.96	0.07	39,39,39,39	0
54	MG	DA	3633	1/1	0.96	0.11	49,49,49,49	0
54	MG	BA	3466	1/1	0.96	0.13	78,78,78,78	0
54	MG	DA	3414	1/1	0.96	0.08	66,66,66,66	0
54	MG	BA	3193	1/1	0.96	0.09	46,46,46,46	0
54	MG	BA	3338	1/1	0.96	0.11	49,49,49,49	0
54	MG	DA	3045	1/1	0.96	0.14	48,48,48,48	0
54	MG	DB	202	1/1	0.96	0.21	67,67,67,67	0
54	MG	BA	3572	1/1	0.96	0.08	44,44,44,44	0
54	MG	BA	3090	1/1	0.96	0.21	30,30,30,30	0
54	MG	AA	1748	1/1	0.96	0.10	57,57,57,57	0
54	MG	BA	3473	1/1	0.96	0.10	54,54,54,54	0
54	MG	DA	3233	1/1	0.96	0.10	42,42,42,42	0
54	MG	AA	1790	1/1	0.96	0.14	63,63,63,63	0
54	MG	BA	3475	1/1	0.96	0.10	45,45,45,45	0
54	MG	DA	3433	1/1	0.96	0.09	34,34,34,34	0
54	MG	DA	3239	1/1	0.96	0.07	46,46,46,46	0
54	MG	BA	3342	1/1	0.96	0.06	43,43,43,43	0

Continued on next page...

Continued from previous page...

Mol	Type	Chain	Res	Atoms	RSCC	RSR	B-factors(\AA^2)	Q<0.9
54	MG	AA	1773	1/1	0.96	0.08	52,52,52,52	0
54	MG	CA	1726	1/1	0.96	0.10	77,77,77,77	0
54	MG	DA	3055	1/1	0.96	0.13	25,25,25,25	0
54	MG	DA	3056	1/1	0.96	0.05	31,31,31,31	0
54	MG	BA	3581	1/1	0.96	0.10	42,42,42,42	0
54	MG	DA	3058	1/1	0.96	0.06	38,38,38,38	0
54	MG	DA	3059	1/1	0.96	0.09	43,43,43,43	0
54	MG	BA	3700	1/1	0.96	0.08	41,41,41,41	0
54	MG	DA	3062	1/1	0.96	0.20	43,43,43,43	0
54	MG	BA	3096	1/1	0.96	0.07	36,36,36,36	0
54	MG	DA	3448	1/1	0.96	0.19	53,53,53,53	0
54	MG	DO	203	1/1	0.96	0.07	75,75,75,75	0
54	MG	BA	3274	1/1	0.96	0.14	48,48,48,48	0
54	MG	AA	1668	1/1	0.96	0.06	52,52,52,52	0
54	MG	DP	203	1/1	0.96	0.13	61,61,61,61	0
54	MG	AA	1643	1/1	0.96	0.08	56,56,56,56	0
54	MG	DA	3452	1/1	0.96	0.20	45,45,45,45	0
54	MG	DR	201	1/1	0.96	0.09	40,40,40,40	0
54	MG	DA	3067	1/1	0.96	0.30	58,58,58,58	0
54	MG	CA	1733	1/1	0.96	0.09	89,89,89,89	0
54	MG	DA	3455	1/1	0.96	0.10	34,34,34,34	0
54	MG	D1	101	1/1	0.96	0.07	59,59,59,59	0
54	MG	DA	3456	1/1	0.96	0.08	45,45,45,45	0
54	MG	DA	3457	1/1	0.96	0.05	59,59,59,59	0
54	MG	CA	1734	1/1	0.96	0.16	79,79,79,79	0
54	MG	D8	101	1/1	0.96	0.12	52,52,52,52	0
54	MG	BA	3707	1/1	0.96	0.07	49,49,49,49	0
54	MG	BA	3351	1/1	0.96	0.07	49,49,49,49	0
55	ZN	AD	301	1/1	0.96	0.19	76,76,76,76	0
55	ZN	AN	101	1/1	0.96	0.10	118,118,118,118	0
54	MG	BA	3352	1/1	0.96	0.06	37,37,37,37	0
54	MG	DA	3465	1/1	0.96	0.11	63,63,63,63	0
54	MG	AA	1799	1/1	0.97	0.09	44,44,44,44	0
54	MG	BA	3019	1/1	0.97	0.07	23,23,23,23	0
54	MG	BA	3154	1/1	0.97	0.09	47,47,47,47	0
54	MG	BA	3155	1/1	0.97	0.04	37,37,37,37	0
54	MG	BA	3115	1/1	0.97	0.07	35,35,35,35	0
54	MG	BA	3273	1/1	0.97	0.07	60,60,60,60	0
54	MG	BA	3045	1/1	0.97	0.12	35,35,35,35	0
54	MG	DA	3511	1/1	0.97	0.08	44,44,44,44	0
54	MG	BA	3464	1/1	0.97	0.05	28,28,28,28	0
54	MG	BA	3275	1/1	0.97	0.12	31,31,31,31	0

Continued on next page...

Continued from previous page...

Mol	Type	Chain	Res	Atoms	RSCC	RSR	B-factors(\AA^2)	Q<0.9
54	MG	CA	1717	1/1	0.97	0.07	85,85,85,85	0
54	MG	BA	3346	1/1	0.97	0.07	43,43,43,43	0
54	MG	B9	102	1/1	0.97	0.20	29,29,29,29	0
54	MG	DA	3041	1/1	0.97	0.12	34,34,34,34	0
54	MG	AA	1681	1/1	0.97	0.06	44,44,44,44	0
54	MG	CA	1721	1/1	0.97	0.07	53,53,53,53	0
54	MG	DA	3183	1/1	0.97	0.09	36,36,36,36	0
54	MG	BA	3211	1/1	0.97	0.10	49,49,49,49	0
54	MG	BA	3048	1/1	0.97	0.05	35,35,35,35	0
54	MG	DA	3350	1/1	0.97	0.08	40,40,40,40	0
54	MG	BA	3160	1/1	0.97	0.05	32,32,32,32	0
54	MG	BA	3050	1/1	0.97	0.29	54,54,54,54	0
54	MG	AA	1801	1/1	0.97	0.05	87,87,87,87	0
54	MG	DA	3527	1/1	0.97	0.08	38,38,38,38	0
54	MG	DA	3354	1/1	0.97	0.13	39,39,39,39	0
54	MG	BA	3357	1/1	0.97	0.16	40,40,40,40	0
54	MG	BA	3695	1/1	0.97	0.07	52,52,52,52	0
54	MG	BA	3696	1/1	0.97	0.05	38,38,38,38	0
54	MG	BA	3358	1/1	0.97	0.14	22,22,22,22	0
54	MG	BA	3087	1/1	0.97	0.15	36,36,36,36	0
54	MG	DA	3534	1/1	0.97	0.12	53,53,53,53	0
54	MG	AA	1682	1/1	0.97	0.15	48,48,48,48	0
54	MG	DA	3199	1/1	0.97	0.10	29,29,29,29	0
54	MG	CA	1611	1/1	0.97	0.21	56,56,56,56	0
54	MG	BA	3361	1/1	0.97	0.08	30,30,30,30	0
54	MG	AA	1626	1/1	0.97	0.16	32,32,32,32	0
54	MG	BA	3481	1/1	0.97	0.06	22,22,22,22	0
54	MG	DA	3541	1/1	0.97	0.06	46,46,46,46	0
54	MG	BA	3708	1/1	0.97	0.09	49,49,49,49	0
54	MG	BA	3482	1/1	0.97	0.10	21,21,21,21	0
54	MG	BA	3222	1/1	0.97	0.04	34,34,34,34	0
54	MG	BA	3223	1/1	0.97	0.07	24,24,24,24	0
54	MG	DA	3211	1/1	0.97	0.07	38,38,38,38	0
54	MG	AA	1771	1/1	0.97	0.08	67,67,67,67	0
54	MG	DA	3213	1/1	0.97	0.05	33,33,33,33	0
54	MG	DA	3214	1/1	0.97	0.06	32,32,32,32	0
54	MG	DA	3375	1/1	0.97	0.04	60,60,60,60	0
54	MG	BA	3366	1/1	0.97	0.09	36,36,36,36	0
54	MG	AA	1616	1/1	0.97	0.12	55,55,55,55	0
54	MG	BA	3369	1/1	0.97	0.04	27,27,27,27	0
54	MG	DA	3219	1/1	0.97	0.04	32,32,32,32	0
54	MG	BA	3370	1/1	0.97	0.09	23,23,23,23	0

Continued on next page...

Continued from previous page...

Mol	Type	Chain	Res	Atoms	RSCC	RSR	B-factors(\AA^2)	Q<0.9
54	MG	BA	3057	1/1	0.97	0.26	29,29,29,29	0
54	MG	BA	3372	1/1	0.97	0.12	32,32,32,32	0
54	MG	DA	3383	1/1	0.97	0.11	59,59,59,59	0
54	MG	DA	3071	1/1	0.97	0.08	39,39,39,39	0
54	MG	BA	3373	1/1	0.97	0.11	46,46,46,46	0
54	MG	BA	3374	1/1	0.97	0.10	27,27,27,27	0
54	MG	DA	3387	1/1	0.97	0.08	72,72,72,72	0
54	MG	AA	1637	1/1	0.97	0.15	64,64,64,64	0
54	MG	BA	3376	1/1	0.97	0.10	37,37,37,37	0
54	MG	BA	3132	1/1	0.97	0.06	45,45,45,45	0
54	MG	DA	3230	1/1	0.97	0.08	31,31,31,31	0
54	MG	BA	3380	1/1	0.97	0.06	37,37,37,37	0
54	MG	BA	3502	1/1	0.97	0.09	34,34,34,34	0
54	MG	BA	3503	1/1	0.97	0.10	23,23,23,23	0
54	MG	DA	3234	1/1	0.97	0.15	52,52,52,52	0
54	MG	CA	1634	1/1	0.97	0.08	40,40,40,40	0
54	MG	DA	3082	1/1	0.97	0.13	34,34,34,34	0
54	MG	DA	3237	1/1	0.97	0.08	51,51,51,51	0
54	MG	DA	3238	1/1	0.97	0.10	44,44,44,44	0
54	MG	BA	3381	1/1	0.97	0.08	41,41,41,41	0
54	MG	AA	1774	1/1	0.97	0.07	78,78,78,78	0
54	MG	BA	3175	1/1	0.97	0.05	31,31,31,31	0
54	MG	BA	3295	1/1	0.97	0.18	52,52,52,52	0
54	MG	BA	3389	1/1	0.97	0.08	30,30,30,30	0
54	MG	BB	204	1/1	0.97	0.07	47,47,47,47	0
54	MG	DA	3246	1/1	0.97	0.06	41,41,41,41	0
54	MG	CA	1765	1/1	0.97	0.06	87,87,87,87	0
54	MG	DA	3248	1/1	0.97	0.10	59,59,59,59	0
54	MG	BA	3390	1/1	0.97	0.09	33,33,33,33	0
54	MG	BA	3233	1/1	0.97	0.05	53,53,53,53	0
54	MG	BB	207	1/1	0.97	0.18	49,49,49,49	0
54	MG	DA	3588	1/1	0.97	0.07	38,38,38,38	0
54	MG	AA	1612	1/1	0.97	0.07	61,61,61,61	0
54	MG	BA	3178	1/1	0.97	0.12	23,23,23,23	0
54	MG	BA	3515	1/1	0.97	0.06	35,35,35,35	0
54	MG	BA	3399	1/1	0.97	0.11	42,42,42,42	0
54	MG	BA	3135	1/1	0.97	0.06	50,50,50,50	0
54	MG	DA	3419	1/1	0.97	0.05	51,51,51,51	0
54	MG	AA	1677	1/1	0.97	0.07	50,50,50,50	0
54	MG	BA	3622	1/1	0.97	0.09	31,31,31,31	0
54	MG	BB	218	1/1	0.97	0.07	69,69,69,69	0
54	MG	DA	3599	1/1	0.97	0.05	45,45,45,45	0

Continued on next page...

Continued from previous page...

Mol	Type	Chain	Res	Atoms	RSCC	RSR	B-factors(\AA^2)	Q<0.9
54	MG	DA	3261	1/1	0.97	0.05	37,37,37,37	0
54	MG	BA	3181	1/1	0.97	0.06	41,41,41,41	0
54	MG	DA	3426	1/1	0.97	0.11	55,55,55,55	0
54	MG	BA	3183	1/1	0.97	0.06	37,37,37,37	0
54	MG	DA	3429	1/1	0.97	0.10	26,26,26,26	0
54	MG	DA	3430	1/1	0.97	0.09	28,28,28,28	0
54	MG	DA	3609	1/1	0.97	0.06	42,42,42,42	0
54	MG	BD	302	1/1	0.97	0.09	37,37,37,37	0
54	MG	BA	3006	1/1	0.97	0.06	67,67,67,67	0
54	MG	DA	3267	1/1	0.97	0.06	34,34,34,34	0
54	MG	BA	3411	1/1	0.97	0.07	24,24,24,24	0
54	MG	DA	3269	1/1	0.97	0.06	36,36,36,36	0
54	MG	BA	3241	1/1	0.97	0.16	56,56,56,56	0
54	MG	DA	3438	1/1	0.97	0.09	54,54,54,54	0
54	MG	AA	1792	1/1	0.97	0.11	51,51,51,51	0
54	MG	DA	3440	1/1	0.97	0.10	65,65,65,65	0
54	MG	DA	3621	1/1	0.97	0.08	41,41,41,41	0
54	MG	BA	3417	1/1	0.97	0.05	25,25,25,25	0
54	MG	BA	3630	1/1	0.97	0.07	57,57,57,57	0
54	MG	BA	3632	1/1	0.97	0.14	29,29,29,29	0
54	MG	BA	3032	1/1	0.97	0.09	25,25,25,25	0
54	MG	BA	3066	1/1	0.97	0.05	41,41,41,41	0
54	MG	BA	3420	1/1	0.97	0.06	23,23,23,23	0
54	MG	BA	3422	1/1	0.97	0.05	33,33,33,33	0
54	MG	AA	1734	1/1	0.97	0.07	50,50,50,50	0
54	MG	BA	3424	1/1	0.97	0.09	25,25,25,25	0
54	MG	BA	3246	1/1	0.97	0.10	46,46,46,46	0
54	MG	AA	1655	1/1	0.97	0.07	64,64,64,64	0
54	MG	BA	3429	1/1	0.97	0.08	59,59,59,59	0
54	MG	BA	3430	1/1	0.97	0.15	27,27,27,27	0
54	MG	AA	1814	1/1	0.97	0.08	66,66,66,66	0
54	MG	BA	3249	1/1	0.97	0.07	20,20,20,20	0
54	MG	BA	3250	1/1	0.97	0.07	39,39,39,39	0
54	MG	AA	1722	1/1	0.97	0.09	48,48,48,48	0
54	MG	BP	201	1/1	0.97	0.12	44,44,44,44	0
54	MG	CA	1802	1/1	0.97	0.06	60,60,60,60	0
54	MG	DA	3461	1/1	0.97	0.06	76,76,76,76	0
54	MG	DA	3127	1/1	0.97	0.18	24,24,24,24	0
54	MG	AA	1672	1/1	0.97	0.06	50,50,50,50	0
54	MG	DA	3129	1/1	0.97	0.26	38,38,38,38	0
54	MG	BA	3649	1/1	0.97	0.20	30,30,30,30	0
54	MG	BQ	202	1/1	0.97	0.07	47,47,47,47	0

Continued on next page...

Continued from previous page...

Mol	Type	Chain	Res	Atoms	RSCC	RSR	B-factors(\AA^2)	Q<0.9
54	MG	BA	3253	1/1	0.97	0.08	39,39,39,39	0
54	MG	BA	3651	1/1	0.97	0.16	34,34,34,34	0
54	MG	DA	3470	1/1	0.97	0.05	50,50,50,50	0
54	MG	DA	3471	1/1	0.97	0.04	41,41,41,41	0
54	MG	BQ	205	1/1	0.97	0.09	42,42,42,42	0
54	MG	DA	3473	1/1	0.97	0.08	34,34,34,34	0
54	MG	DA	3303	1/1	0.97	0.06	46,46,46,46	0
54	MG	DE	302	1/1	0.97	0.05	37,37,37,37	0
54	MG	DE	303	1/1	0.97	0.17	31,31,31,31	0
54	MG	BA	3543	1/1	0.97	0.11	29,29,29,29	0
54	MG	BA	3440	1/1	0.97	0.07	50,50,50,50	0
54	MG	BA	3325	1/1	0.97	0.07	28,28,28,28	0
54	MG	BA	3039	1/1	0.97	0.18	58,58,58,58	0
54	MG	BA	3147	1/1	0.97	0.10	33,33,33,33	0
54	MG	BA	3548	1/1	0.97	0.08	32,32,32,32	0
54	MG	BT	201	1/1	0.97	0.17	49,49,49,49	0
54	MG	DA	3012	1/1	0.97	0.18	34,34,34,34	0
54	MG	BA	3658	1/1	0.97	0.12	61,61,61,61	0
54	MG	BA	3259	1/1	0.97	0.07	20,20,20,20	0
54	MG	BA	3660	1/1	0.97	0.07	39,39,39,39	0
54	MG	DQ	201	1/1	0.97	0.12	52,52,52,52	0
54	MG	DQ	202	1/1	0.97	0.14	39,39,39,39	0
54	MG	BA	3109	1/1	0.97	0.06	37,37,37,37	0
54	MG	BA	3198	1/1	0.97	0.14	35,35,35,35	0
54	MG	BA	3262	1/1	0.97	0.06	51,51,51,51	0
54	MG	DT	201	1/1	0.97	0.14	52,52,52,52	0
54	MG	AA	1711	1/1	0.97	0.05	35,35,35,35	0
54	MG	DA	3491	1/1	0.97	0.06	42,42,42,42	0
54	MG	BA	3451	1/1	0.97	0.04	49,49,49,49	0
54	MG	DA	3493	1/1	0.97	0.11	33,33,33,33	0
54	MG	D5	102	1/1	0.97	0.06	44,44,44,44	0
54	MG	DA	3021	1/1	0.97	0.11	32,32,32,32	0
54	MG	BA	3041	1/1	0.97	0.05	29,29,29,29	0
54	MG	DA	3155	1/1	0.97	0.08	53,53,53,53	0
54	MG	BA	3335	1/1	0.97	0.08	43,43,43,43	0
54	MG	AA	1680	1/1	0.97	0.15	54,54,54,54	0
54	MG	DA	3499	1/1	0.97	0.07	55,55,55,55	0
54	MG	DA	3158	1/1	0.97	0.09	49,49,49,49	0
54	MG	B0	101	1/1	0.97	0.16	40,40,40,40	0
55	ZN	B4	101	1/1	0.97	0.04	117,117,117,117	0
54	MG	BA	3455	1/1	0.97	0.06	41,41,41,41	0
54	MG	BA	3337	1/1	0.97	0.05	27,27,27,27	0

Continued on next page...

Continued from previous page...

Mol	Type	Chain	Res	Atoms	RSCC	RSR	B-factors(\AA^2)	Q<0.9
54	MG	CA	1751	1/1	0.98	0.09	89,89,89,89	0
54	MG	AA	1671	1/1	0.98	0.07	64,64,64,64	0
54	MG	BA	3497	1/1	0.98	0.08	29,29,29,29	0
54	MG	BA	3634	1/1	0.98	0.05	63,63,63,63	0
54	MG	CA	1755	1/1	0.98	0.10	79,79,79,79	0
54	MG	B0	102	1/1	0.98	0.07	50,50,50,50	0
54	MG	DA	3464	1/1	0.98	0.04	35,35,35,35	0
54	MG	BA	3563	1/1	0.98	0.07	59,59,59,59	0
54	MG	BA	3225	1/1	0.98	0.07	19,19,19,19	0
54	MG	BA	3437	1/1	0.98	0.09	28,28,28,28	0
54	MG	BA	3438	1/1	0.98	0.07	31,31,31,31	0
54	MG	BA	3439	1/1	0.98	0.04	30,30,30,30	0
54	MG	BA	3254	1/1	0.98	0.06	36,36,36,36	0
54	MG	BA	3176	1/1	0.98	0.05	27,27,27,27	0
54	MG	BA	3442	1/1	0.98	0.11	24,24,24,24	0
54	MG	CA	1679	1/1	0.98	0.08	53,53,53,53	0
54	MG	BA	3443	1/1	0.98	0.06	31,31,31,31	0
54	MG	DA	3587	1/1	0.98	0.14	49,49,49,49	0
54	MG	BA	3506	1/1	0.98	0.05	33,33,33,33	0
54	MG	DA	3589	1/1	0.98	0.07	42,42,42,42	0
54	MG	BA	3199	1/1	0.98	0.06	46,46,46,46	0
54	MG	BA	3508	1/1	0.98	0.06	33,33,33,33	0
54	MG	BA	3575	1/1	0.98	0.07	59,59,59,59	0
54	MG	BA	3258	1/1	0.98	0.09	18,18,18,18	0
54	MG	DA	3480	1/1	0.98	0.04	57,57,57,57	0
54	MG	BA	3332	1/1	0.98	0.06	37,37,37,37	0
54	MG	BA	3049	1/1	0.98	0.14	26,26,26,26	0
54	MG	BA	3378	1/1	0.98	0.06	24,24,24,24	0
54	MG	BA	3379	1/1	0.98	0.06	30,30,30,30	0
54	MG	BA	3062	1/1	0.98	0.06	32,32,32,32	0
54	MG	DA	3600	1/1	0.98	0.04	33,33,33,33	0
54	MG	DA	3602	1/1	0.98	0.05	53,53,53,53	0
54	MG	DA	3150	1/1	0.98	0.14	29,29,29,29	0
54	MG	BA	3230	1/1	0.98	0.09	29,29,29,29	0
54	MG	DA	3061	1/1	0.98	0.09	45,45,45,45	0
54	MG	DA	3153	1/1	0.98	0.04	32,32,32,32	0
54	MG	AA	1705	1/1	0.98	0.04	46,46,46,46	0
54	MG	BA	3383	1/1	0.98	0.04	26,26,26,26	0
54	MG	BA	3093	1/1	0.98	0.15	28,28,28,28	0
54	MG	BB	214	1/1	0.98	0.08	38,38,38,38	0
54	MG	BA	3001	1/1	0.98	0.14	45,45,45,45	0
54	MG	BA	3388	1/1	0.98	0.09	20,20,20,20	0

Continued on next page...

Continued from previous page...

Mol	Type	Chain	Res	Atoms	RSCC	RSR	B-factors(\AA^2)	Q<0.9
54	MG	DA	3613	1/1	0.98	0.06	45,45,45,45	0
54	MG	BA	3182	1/1	0.98	0.05	30,30,30,30	0
54	MG	DA	3615	1/1	0.98	0.05	67,67,67,67	0
54	MG	BA	3127	1/1	0.98	0.05	30,30,30,30	0
54	MG	BA	3095	1/1	0.98	0.06	39,39,39,39	0
54	MG	BA	3663	1/1	0.98	0.04	53,53,53,53	0
54	MG	BA	3008	1/1	0.98	0.09	20,20,20,20	0
54	MG	DA	3073	1/1	0.98	0.09	41,41,41,41	0
54	MG	BA	3396	1/1	0.98	0.06	39,39,39,39	0
54	MG	BA	3397	1/1	0.98	0.07	36,36,36,36	0
54	MG	BA	3166	1/1	0.98	0.09	53,53,53,53	0
54	MG	DA	3171	1/1	0.98	0.04	28,28,28,28	0
54	MG	BA	3017	1/1	0.98	0.13	27,27,27,27	0
54	MG	BA	3304	1/1	0.98	0.06	33,33,33,33	0
54	MG	BA	3598	1/1	0.98	0.07	34,34,34,34	0
54	MG	BA	3271	1/1	0.98	0.07	66,66,66,66	0
54	MG	BA	3403	1/1	0.98	0.09	35,35,35,35	0
54	MG	DA	3177	1/1	0.98	0.07	32,32,32,32	0
54	MG	DA	3287	1/1	0.98	0.14	52,52,52,52	0
54	MG	BA	3404	1/1	0.98	0.06	27,27,27,27	0
54	MG	BA	3272	1/1	0.98	0.05	40,40,40,40	0
54	MG	DA	3290	1/1	0.98	0.07	47,47,47,47	0
54	MG	DA	3180	1/1	0.98	0.04	29,29,29,29	0
54	MG	DA	3181	1/1	0.98	0.05	50,50,50,50	0
54	MG	BE	306	1/1	0.98	0.12	24,24,24,24	0
54	MG	BA	3470	1/1	0.98	0.05	33,33,33,33	0
54	MG	BA	3348	1/1	0.98	0.06	44,44,44,44	0
54	MG	BA	3212	1/1	0.98	0.04	52,52,52,52	0
54	MG	BA	3213	1/1	0.98	0.06	28,28,28,28	0
54	MG	BA	3680	1/1	0.98	0.04	37,37,37,37	0
54	MG	DA	3189	1/1	0.98	0.07	36,36,36,36	0
54	MG	BA	3681	1/1	0.98	0.10	31,31,31,31	0
54	MG	DA	3301	1/1	0.98	0.06	31,31,31,31	0
54	MG	BA	3214	1/1	0.98	0.05	39,39,39,39	0
54	MG	DA	3002	1/1	0.98	0.07	45,45,45,45	0
54	MG	BA	3310	1/1	0.98	0.05	19,19,19,19	0
54	MG	BA	3354	1/1	0.98	0.05	24,24,24,24	0
54	MG	BA	3131	1/1	0.98	0.07	28,28,28,28	0
54	MG	DA	3417	1/1	0.98	0.07	59,59,59,59	0
54	MG	DA	3197	1/1	0.98	0.05	28,28,28,28	0
54	MG	BA	3686	1/1	0.98	0.04	43,43,43,43	0
54	MG	BA	3356	1/1	0.98	0.06	55,55,55,55	0

Continued on next page...

Continued from previous page...

Mol	Type	Chain	Res	Atoms	RSCC	RSR	B-factors(\AA^2)	Q<0.9
54	MG	BA	3613	1/1	0.98	0.04	50,50,50,50	0
54	MG	BA	3313	1/1	0.98	0.06	23,23,23,23	0
54	MG	DA	3423	1/1	0.98	0.03	37,37,37,37	0
54	MG	DA	3202	1/1	0.98	0.06	29,29,29,29	0
54	MG	AA	1738	1/1	0.98	0.04	62,62,62,62	0
54	MG	DA	3204	1/1	0.98	0.06	32,32,32,32	0
54	MG	AA	1712	1/1	0.98	0.10	43,43,43,43	0
54	MG	BA	3316	1/1	0.98	0.06	43,43,43,43	0
54	MG	BA	3191	1/1	0.98	0.16	43,43,43,43	0
54	MG	BA	3426	1/1	0.98	0.05	28,28,28,28	0
54	MG	BA	3699	1/1	0.98	0.04	43,43,43,43	0
54	MG	BA	3486	1/1	0.98	0.06	25,25,25,25	0
54	MG	BA	3069	1/1	0.98	0.04	42,42,42,42	0
54	MG	BA	3488	1/1	0.98	0.04	20,20,20,20	0
54	MG	BA	3703	1/1	0.98	0.03	26,26,26,26	0
54	MG	DA	3215	1/1	0.98	0.04	30,30,30,30	0
54	MG	BA	3553	1/1	0.98	0.08	27,27,27,27	0
54	MG	DR	202	1/1	0.98	0.11	45,45,45,45	0
54	MG	BA	3320	1/1	0.98	0.06	42,42,42,42	0
54	MG	BA	3706	1/1	0.98	0.06	44,44,44,44	0
54	MG	BU	201	1/1	0.98	0.20	30,30,30,30	0
54	MG	CA	1656	1/1	0.98	0.03	66,66,66,66	0
54	MG	DA	3221	1/1	0.98	0.06	27,27,27,27	0
54	MG	DA	3331	1/1	0.98	0.05	48,48,48,48	0
54	MG	DA	3332	1/1	0.98	0.06	28,28,28,28	0
54	MG	DA	3025	1/1	0.98	0.28	35,35,35,35	0
54	MG	BA	3036	1/1	0.98	0.10	41,41,41,41	0
54	MG	BU	203	1/1	0.98	0.23	31,31,31,31	0
54	MG	DA	3336	1/1	0.98	0.06	53,53,53,53	0
54	MG	BA	3046	1/1	0.98	0.11	35,35,35,35	0
54	MG	BA	3195	1/1	0.98	0.06	46,46,46,46	0
54	MG	BA	3558	1/1	0.98	0.05	60,60,60,60	0
54	MG	BA	3324	1/1	0.98	0.06	48,48,48,48	0
54	MG	BA	3004	1/1	0.98	0.09	53,53,53,53	0
55	ZN	CN	101	1/1	0.98	0.04	108,108,108,108	0
54	MG	BA	3631	1/1	0.98	0.20	35,35,35,35	0
55	ZN	D5	101	1/1	0.98	0.03	53,53,53,53	0
54	MG	DA	3206	1/1	0.99	0.04	34,34,34,34	0
54	MG	BA	3126	1/1	0.99	0.10	30,30,30,30	0
54	MG	DA	3160	1/1	0.99	0.02	42,42,42,42	0
54	MG	BA	3391	1/1	0.99	0.09	24,24,24,24	0
54	MG	DA	3259	1/1	0.99	0.05	39,39,39,39	0

Continued on next page...

Continued from previous page...

Mol	Type	Chain	Res	Atoms	RSCC	RSR	B-factors(\AA^2)	Q<0.9
54	MG	BA	3421	1/1	0.99	0.09	34,34,34,34	0
54	MG	BA	3609	1/1	0.99	0.05	37,37,37,37	0
54	MG	BA	3085	1/1	0.99	0.16	23,23,23,23	0
54	MG	BA	3393	1/1	0.99	0.08	29,29,29,29	0
54	MG	BA	3394	1/1	0.99	0.03	27,27,27,27	0
54	MG	DA	3368	1/1	0.99	0.03	56,56,56,56	0
54	MG	BA	3086	1/1	0.99	0.14	21,21,21,21	0
54	MG	BA	3054	1/1	0.99	0.05	31,31,31,31	0
54	MG	DA	3169	1/1	0.99	0.05	32,32,32,32	0
54	MG	BA	3427	1/1	0.99	0.06	28,28,28,28	0
54	MG	DA	3270	1/1	0.99	0.04	24,24,24,24	0
54	MG	DA	3427	1/1	0.99	0.07	24,24,24,24	0
54	MG	BA	3010	1/1	0.99	0.11	27,27,27,27	0
54	MG	BA	3255	1/1	0.99	0.02	25,25,25,25	0
54	MG	BA	3584	1/1	0.99	0.04	48,48,48,48	0
54	MG	DA	3431	1/1	0.99	0.09	27,27,27,27	0
54	MG	BA	3489	1/1	0.99	0.04	57,57,57,57	0
54	MG	BA	3728	1/1	0.99	0.03	47,47,47,47	0
54	MG	CA	1678	1/1	0.99	0.08	55,55,55,55	0
54	MG	BA	3282	1/1	0.99	0.06	29,29,29,29	0
54	MG	BA	3311	1/1	0.99	0.07	34,34,34,34	0
54	MG	AA	1733	1/1	0.99	0.06	59,59,59,59	0
54	MG	BA	3402	1/1	0.99	0.04	31,31,31,31	0
54	MG	BA	3693	1/1	0.99	0.03	36,36,36,36	0
54	MG	BA	3694	1/1	0.99	0.06	21,21,21,21	0
54	MG	BA	3162	1/1	0.99	0.09	22,22,22,22	0
54	MG	BA	3082	1/1	0.99	0.03	26,26,26,26	0
54	MG	BA	3698	1/1	0.99	0.08	24,24,24,24	0
54	MG	DA	3186	1/1	0.99	0.04	27,27,27,27	0
54	MG	BB	209	1/1	0.99	0.05	45,45,45,45	0
54	MG	BA	3406	1/1	0.99	0.10	25,25,25,25	0
54	MG	BA	3528	1/1	0.99	0.09	27,27,27,27	0
54	MG	BB	212	1/1	0.99	0.03	49,49,49,49	0
54	MG	AA	1737	1/1	0.99	0.06	41,41,41,41	0
54	MG	DA	3192	1/1	0.99	0.03	37,37,37,37	0
54	MG	BA	3124	1/1	0.99	0.07	24,24,24,24	0
54	MG	BA	3384	1/1	0.99	0.09	29,29,29,29	0
54	MG	DA	3243	1/1	0.99	0.02	32,32,32,32	0
54	MG	BA	3385	1/1	0.99	0.06	31,31,31,31	0
54	MG	BA	3412	1/1	0.99	0.08	19,19,19,19	0
54	MG	BA	3667	1/1	0.99	0.05	22,22,22,22	0
54	MG	BA	3413	1/1	0.99	0.09	24,24,24,24	0

Continued on next page...

Continued from previous page...

Mol	Type	Chain	Res	Atoms	RSCC	RSR	B-factors(\AA^2)	Q<0.9
54	MG	BA	3472	1/1	0.99	0.08	34,34,34,34	0
54	MG	BA	3349	1/1	0.99	0.04	30,30,30,30	0
54	MG	DA	3460	1/1	0.99	0.06	32,32,32,32	0
54	MG	CA	1658	1/1	0.99	0.09	64,64,64,64	0
54	MG	BA	3200	1/1	0.99	0.07	24,24,24,24	0
55	ZN	B5	102	1/1	0.99	0.02	42,42,42,42	0
55	ZN	B9	101	1/1	0.99	0.02	49,49,49,49	0
54	MG	DA	3407	1/1	0.99	0.07	51,51,51,51	0
54	MG	BA	3416	1/1	0.99	0.06	22,22,22,22	0
55	ZN	DY	201	1/1	0.99	0.03	77,77,77,77	0
54	MG	AA	1808	1/1	0.99	0.06	43,43,43,43	0
54	MG	BA	3319	1/1	0.99	0.10	26,26,26,26	0
55	ZN	D6	101	1/1	0.99	0.06	66,66,66,66	0
55	ZN	D9	101	1/1	0.99	0.03	68,68,68,68	0
55	ZN	B6	101	1/1	1.00	0.04	42,42,42,42	0
54	MG	BA	3405	1/1	1.00	0.04	22,22,22,22	0
54	MG	BA	3164	1/1	1.00	0.09	39,39,39,39	0
54	MG	BA	3407	1/1	1.00	0.03	24,24,24,24	0
54	MG	DA	3601	1/1	1.00	0.03	32,32,32,32	0
54	MG	DA	3265	1/1	1.00	0.05	34,34,34,34	0
55	ZN	BY	201	1/1	1.00	0.02	54,54,54,54	0
54	MG	BA	3368	1/1	1.00	0.03	27,27,27,27	0
54	MG	BA	3697	1/1	1.00	0.06	27,27,27,27	0

6.5 Other polymers [i](#)

There are no such residues in this entry.