



Full wwPDB X-ray Structure Validation Report ⓘ

Mar 19, 2025 – 03:09 PM EDT

PDB ID : 3SOM
Title : crystal structure of human MMACHC
Authors : Krojer, T.; Froese, D.S.; von Delft, F.; Muniz, J.R.; Gileadi, C.; Vollmar, M.; Bountra, C.; Arrowsmith, C.H.; Weigelt, J.; Edwards, A.; Gravel, R.A.; Yue, W.W.; Oppermann, U.; Structural Genomics Consortium (SGC)
Deposited on : 2011-06-30
Resolution : 2.40 Å(reported)

This is a Full wwPDB X-ray Structure Validation Report for a publicly released PDB entry.

We welcome your comments at validation@mail.wwpdb.org

A user guide is available at

<https://www.wwpdb.org/validation/2017/XrayValidationReportHelp>

with specific help available everywhere you see the ⓘ symbol.

The types of validation reports are described at

<http://www.wwpdb.org/validation/2017/FAQs#types>.

The following versions of software and data (see [references ⓘ](#)) were used in the production of this report:

| | | |
|--------------------------------|---|--|
| MolProbity | : | 4.02b-467 |
| Mogul | : | 2022.3.0, CSD as543be (2022) |
| Xtriage (Phenix) | : | 1.21 |
| EDS | : | 3.0 |
| buster-report | : | 1.1.7 (2018) |
| Percentile statistics | : | 20231227.v01 (using entries in the PDB archive December 27th 2023) |
| CCP4 | : | 9.0.004 (Gargrove) |
| Density-Fitness | : | 1.0.11 |
| Ideal geometry (proteins) | : | Engh & Huber (2001) |
| Ideal geometry (DNA, RNA) | : | Parkinson et al. (1996) |
| Validation Pipeline (wwPDB-VP) | : | 2.41.4 |

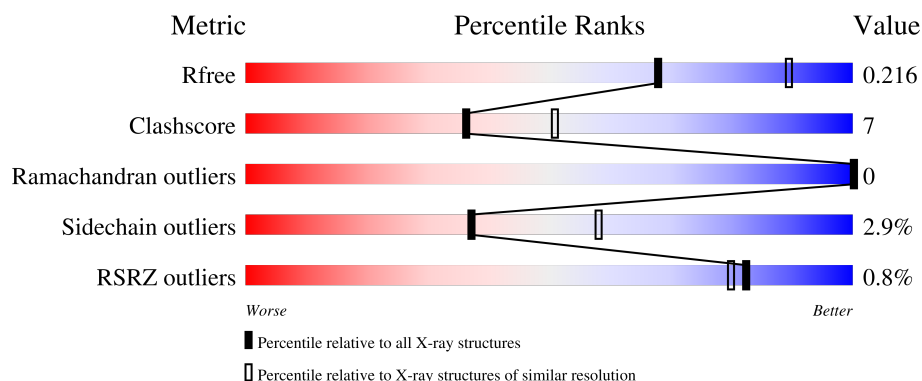
1 Overall quality at a glance

The following experimental techniques were used to determine the structure:

X-RAY DIFFRACTION

The reported resolution of this entry is 2.40 Å.

Percentile scores (ranging between 0-100) for global validation metrics of the entry are shown in the following graphic. The table shows the number of entries on which the scores are based.



| Metric | Whole archive (#Entries) | Similar resolution (#Entries, resolution range(Å)) |
|-----------------------|-----------------------------|---|
| R_{free} | 164625 | 4642 (2.40-2.40) |
| Clashscore | 180529 | 5218 (2.40-2.40) |
| Ramachandran outliers | 177936 | 5158 (2.40-2.40) |
| Sidechain outliers | 177891 | 5159 (2.40-2.40) |
| RSRZ outliers | 164620 | 4642 (2.40-2.40) |

The table below summarises the geometric issues observed across the polymeric chains and their fit to the electron density. The red, orange, yellow and green segments of the lower bar indicate the fraction of residues that contain outliers for ≥ 3 , 2, 1 and 0 types of geometric quality criteria respectively. A grey segment represents the fraction of residues that are not modelled. The numeric value for each fraction is indicated below the corresponding segment, with a dot representing fractions $\leq 5\%$. The upper red bar (where present) indicates the fraction of residues that have poor fit to the electron density. The numeric value is given above the bar.

| Mol | Chain | Length | Quality of chain |
|-----|-------|--------|------------------|
| 1 | A | 286 | |
| 1 | B | 286 | |
| 1 | C | 286 | |
| 1 | D | 286 | |

Continued on next page...

Continued from previous page...

| Mol | Chain | Length | Quality of chain |
|-----|-------|--------|------------------|
| 1 | E | 286 | |
| 1 | F | 286 | |
| 1 | G | 286 | |
| 1 | H | 286 | |
| 1 | I | 286 | |
| 1 | J | 286 | |
| 1 | K | 286 | |
| 1 | L | 286 | |
| 1 | M | 286 | |
| 1 | N | 286 | |
| 1 | O | 286 | |
| 1 | P | 286 | |

The following table lists non-polymeric compounds, carbohydrate monomers and non-standard residues in protein, DNA, RNA chains that are outliers for geometric or electron-density-fit criteria:

| Mol | Type | Chain | Res | Chirality | Geometry | Clashes | Electron density |
|-----|------|-------|-----|-----------|----------|---------|------------------|
| 5 | 5AD | A | 401 | X | - | - | - |
| 5 | 5AD | B | 401 | X | - | - | - |
| 5 | 5AD | C | 401 | X | - | - | - |
| 5 | 5AD | D | 401 | X | - | - | - |
| 5 | 5AD | E | 401 | X | - | - | - |
| 5 | 5AD | F | 401 | X | - | - | - |
| 5 | 5AD | G | 283 | X | - | - | - |
| 5 | 5AD | G | 401 | X | - | - | - |
| 5 | 5AD | H | 401 | X | - | - | - |
| 5 | 5AD | I | 283 | X | - | - | - |
| 5 | 5AD | I | 401 | X | - | - | - |
| 5 | 5AD | J | 401 | X | - | - | - |
| 5 | 5AD | K | 401 | X | - | - | - |
| 5 | 5AD | L | 401 | X | - | - | - |
| 5 | 5AD | M | 401 | X | - | - | - |
| 5 | 5AD | N | 401 | X | - | - | - |
| 5 | 5AD | O | 401 | X | - | - | - |

Continued on next page...

Continued from previous page...

| Mol | Type | Chain | Res | Chirality | Geometry | Clashes | Electron density |
|-----|------|-------|-----|-----------|----------|---------|------------------|
| 5 | 5AD | P | 401 | X | - | - | - |
| 6 | EDO | P | 284 | - | - | X | - |

2 Entry composition

There are 7 unique types of molecules in this entry. The entry contains 33236 atoms, of which 0 are hydrogens and 0 are deuteriums.

In the tables below, the ZeroOcc column contains the number of atoms modelled with zero occupancy, the AltConf column contains the number of residues with at least one atom in alternate conformation and the Trace column contains the number of residues modelled with at most 2 atoms.

- Molecule 1 is a protein called Methylmalonic aciduria and homocystinuria type C protein.

| Mol | Chain | Residues | Atoms | | | | | | ZeroOcc | AltConf | Trace |
|-----|-------|----------|-------|------|-----|-----|---|----|---------|---------|-------|
| 1 | A | 227 | Total | C | N | O | S | Se | 0 | 0 | 0 |
| | | | 1837 | 1193 | 319 | 318 | 5 | 2 | | | |
| 1 | B | 228 | Total | C | N | O | S | Se | 0 | 0 | 0 |
| | | | 1837 | 1193 | 319 | 318 | 5 | 2 | | | |
| 1 | C | 228 | Total | C | N | O | S | Se | 0 | 2 | 0 |
| | | | 1832 | 1190 | 318 | 316 | 6 | 2 | | | |
| 1 | D | 229 | Total | C | N | O | S | Se | 0 | 1 | 0 |
| | | | 1848 | 1200 | 320 | 320 | 6 | 2 | | | |
| 1 | E | 230 | Total | C | N | O | S | Se | 0 | 1 | 0 |
| | | | 1849 | 1201 | 321 | 319 | 6 | 2 | | | |
| 1 | F | 228 | Total | C | N | O | S | Se | 0 | 3 | 0 |
| | | | 1857 | 1203 | 324 | 322 | 6 | 2 | | | |
| 1 | G | 228 | Total | C | N | O | S | Se | 0 | 0 | 0 |
| | | | 1843 | 1195 | 322 | 319 | 5 | 2 | | | |
| 1 | H | 227 | Total | C | N | O | S | Se | 0 | 0 | 0 |
| | | | 1833 | 1190 | 317 | 319 | 5 | 2 | | | |
| 1 | I | 228 | Total | C | N | O | S | Se | 0 | 1 | 0 |
| | | | 1844 | 1196 | 321 | 319 | 6 | 2 | | | |
| 1 | J | 227 | Total | C | N | O | S | Se | 0 | 2 | 0 |
| | | | 1844 | 1196 | 321 | 319 | 5 | 3 | | | |
| 1 | K | 227 | Total | C | N | O | S | Se | 0 | 1 | 0 |
| | | | 1832 | 1189 | 318 | 318 | 5 | 2 | | | |
| 1 | L | 231 | Total | C | N | O | S | Se | 0 | 2 | 0 |
| | | | 1868 | 1213 | 325 | 322 | 6 | 2 | | | |
| 1 | M | 231 | Total | C | N | O | S | Se | 0 | 1 | 0 |
| | | | 1861 | 1206 | 321 | 326 | 6 | 2 | | | |
| 1 | N | 232 | Total | C | N | O | S | Se | 0 | 0 | 0 |
| | | | 1853 | 1204 | 324 | 318 | 5 | 2 | | | |
| 1 | O | 228 | Total | C | N | O | S | Se | 0 | 1 | 0 |
| | | | 1836 | 1194 | 316 | 318 | 6 | 2 | | | |
| 1 | P | 230 | Total | C | N | O | S | Se | 0 | 0 | 0 |
| | | | 1860 | 1208 | 322 | 323 | 5 | 2 | | | |

There are 64 discrepancies between the modelled and reference sequences:

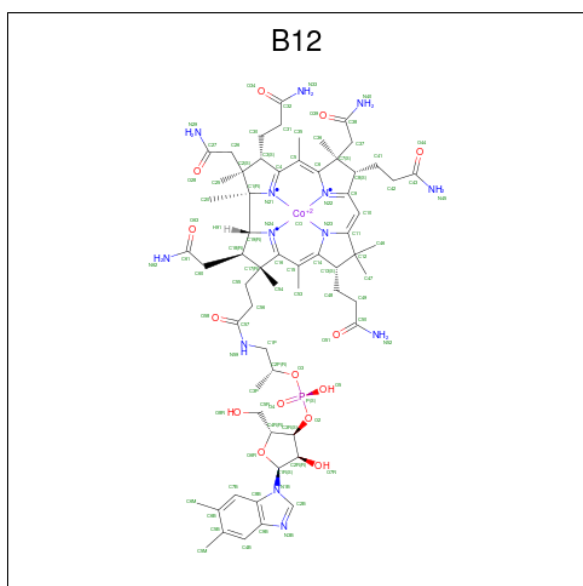
| Chain | Residue | Modelled | Actual | Comment | Reference |
|-------|---------|----------|--------|----------------|------------|
| A | -3 | TYR | - | expression tag | UNP Q9Y4U1 |
| A | -2 | PHE | - | expression tag | UNP Q9Y4U1 |
| A | -1 | GLN | - | expression tag | UNP Q9Y4U1 |
| A | 0 | SER | - | expression tag | UNP Q9Y4U1 |
| B | -3 | TYR | - | expression tag | UNP Q9Y4U1 |
| B | -2 | PHE | - | expression tag | UNP Q9Y4U1 |
| B | -1 | GLN | - | expression tag | UNP Q9Y4U1 |
| B | 0 | SER | - | expression tag | UNP Q9Y4U1 |
| C | -3 | TYR | - | expression tag | UNP Q9Y4U1 |
| C | -2 | PHE | - | expression tag | UNP Q9Y4U1 |
| C | -1 | GLN | - | expression tag | UNP Q9Y4U1 |
| C | 0 | SER | - | expression tag | UNP Q9Y4U1 |
| D | -3 | TYR | - | expression tag | UNP Q9Y4U1 |
| D | -2 | PHE | - | expression tag | UNP Q9Y4U1 |
| D | -1 | GLN | - | expression tag | UNP Q9Y4U1 |
| D | 0 | SER | - | expression tag | UNP Q9Y4U1 |
| E | -3 | TYR | - | expression tag | UNP Q9Y4U1 |
| E | -2 | PHE | - | expression tag | UNP Q9Y4U1 |
| E | -1 | GLN | - | expression tag | UNP Q9Y4U1 |
| E | 0 | SER | - | expression tag | UNP Q9Y4U1 |
| F | -3 | TYR | - | expression tag | UNP Q9Y4U1 |
| F | -2 | PHE | - | expression tag | UNP Q9Y4U1 |
| F | -1 | GLN | - | expression tag | UNP Q9Y4U1 |
| F | 0 | SER | - | expression tag | UNP Q9Y4U1 |
| G | -3 | TYR | - | expression tag | UNP Q9Y4U1 |
| G | -2 | PHE | - | expression tag | UNP Q9Y4U1 |
| G | -1 | GLN | - | expression tag | UNP Q9Y4U1 |
| G | 0 | SER | - | expression tag | UNP Q9Y4U1 |
| H | -3 | TYR | - | expression tag | UNP Q9Y4U1 |
| H | -2 | PHE | - | expression tag | UNP Q9Y4U1 |
| H | -1 | GLN | - | expression tag | UNP Q9Y4U1 |
| H | 0 | SER | - | expression tag | UNP Q9Y4U1 |
| I | -3 | TYR | - | expression tag | UNP Q9Y4U1 |
| I | -2 | PHE | - | expression tag | UNP Q9Y4U1 |
| I | -1 | GLN | - | expression tag | UNP Q9Y4U1 |
| I | 0 | SER | - | expression tag | UNP Q9Y4U1 |
| J | -3 | TYR | - | expression tag | UNP Q9Y4U1 |
| J | -2 | PHE | - | expression tag | UNP Q9Y4U1 |
| J | -1 | GLN | - | expression tag | UNP Q9Y4U1 |
| J | 0 | SER | - | expression tag | UNP Q9Y4U1 |
| K | -3 | TYR | - | expression tag | UNP Q9Y4U1 |
| K | -2 | PHE | - | expression tag | UNP Q9Y4U1 |

Continued on next page...

Continued from previous page...

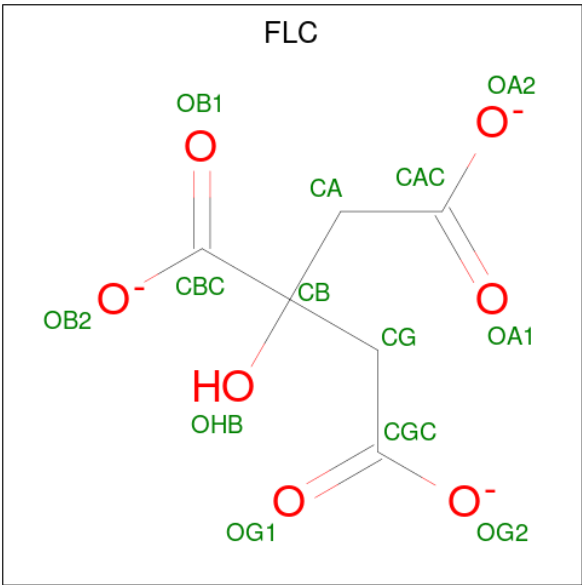
| Chain | Residue | Modelled | Actual | Comment | Reference |
|-------|---------|----------|--------|----------------|------------|
| K | -1 | GLN | - | expression tag | UNP Q9Y4U1 |
| K | 0 | SER | - | expression tag | UNP Q9Y4U1 |
| L | -3 | TYR | - | expression tag | UNP Q9Y4U1 |
| L | -2 | PHE | - | expression tag | UNP Q9Y4U1 |
| L | -1 | GLN | - | expression tag | UNP Q9Y4U1 |
| L | 0 | SER | - | expression tag | UNP Q9Y4U1 |
| M | -3 | TYR | - | expression tag | UNP Q9Y4U1 |
| M | -2 | PHE | - | expression tag | UNP Q9Y4U1 |
| M | -1 | GLN | - | expression tag | UNP Q9Y4U1 |
| M | 0 | SER | - | expression tag | UNP Q9Y4U1 |
| N | -3 | TYR | - | expression tag | UNP Q9Y4U1 |
| N | -2 | PHE | - | expression tag | UNP Q9Y4U1 |
| N | -1 | GLN | - | expression tag | UNP Q9Y4U1 |
| N | 0 | SER | - | expression tag | UNP Q9Y4U1 |
| O | -3 | TYR | - | expression tag | UNP Q9Y4U1 |
| O | -2 | PHE | - | expression tag | UNP Q9Y4U1 |
| O | -1 | GLN | - | expression tag | UNP Q9Y4U1 |
| O | 0 | SER | - | expression tag | UNP Q9Y4U1 |
| P | -3 | TYR | - | expression tag | UNP Q9Y4U1 |
| P | -2 | PHE | - | expression tag | UNP Q9Y4U1 |
| P | -1 | GLN | - | expression tag | UNP Q9Y4U1 |
| P | 0 | SER | - | expression tag | UNP Q9Y4U1 |

- Molecule 2 is COBALAMIN (three-letter code: B12) (formula: $C_{62}H_{89}CoN_{13}O_{14}P$).



| Mol | Chain | Residues | Atoms | | | | | | ZeroOcc | AltConf |
|-----|-------|----------|-------------|---------|---------|---------|---------|--------|---------|---------|
| 2 | A | 1 | Total 91 | C 62 | Co 1 | N 13 | O 14 | P 1 | 0 | 0 |
| 2 | B | 1 | Total 91 | C 62 | Co 1 | N 13 | O 14 | P 1 | 0 | 0 |
| 2 | C | 1 | Total 91 | C 62 | Co 1 | N 13 | O 14 | P 1 | 0 | 0 |
| 2 | D | 1 | Total 91 | C 62 | Co 1 | N 13 | O 14 | P 1 | 0 | 0 |
| 2 | E | 1 | Total 91 | C 62 | Co 1 | N 13 | O 14 | P 1 | 0 | 0 |
| 2 | F | 1 | Total 91 | C 62 | Co 1 | N 13 | O 14 | P 1 | 0 | 0 |
| 2 | G | 1 | Total 91 | C 62 | Co 1 | N 13 | O 14 | P 1 | 0 | 0 |
| 2 | H | 1 | Total 91 | C 62 | Co 1 | N 13 | O 14 | P 1 | 0 | 0 |
| 2 | I | 1 | Total 91 | C 62 | Co 1 | N 13 | O 14 | P 1 | 0 | 0 |
| 2 | J | 1 | Total 91 | C 62 | Co 1 | N 13 | O 14 | P 1 | 0 | 0 |
| 2 | K | 1 | Total 91 | C 62 | Co 1 | N 13 | O 14 | P 1 | 0 | 0 |
| 2 | L | 1 | Total 91 | C 62 | Co 1 | N 13 | O 14 | P 1 | 0 | 0 |
| 2 | M | 1 | Total 91 | C 62 | Co 1 | N 13 | O 14 | P 1 | 0 | 0 |
| 2 | N | 1 | Total 91 | C 62 | Co 1 | N 13 | O 14 | P 1 | 0 | 0 |
| 2 | O | 1 | Total 91 | C 62 | Co 1 | N 13 | O 14 | P 1 | 0 | 0 |
| 2 | P | 1 | Total 91 | C 62 | Co 1 | N 13 | O 14 | P 1 | 0 | 0 |

- Molecule 3 is CITRATE ANION (three-letter code: FLC) (formula: $C_6H_5O_7$).



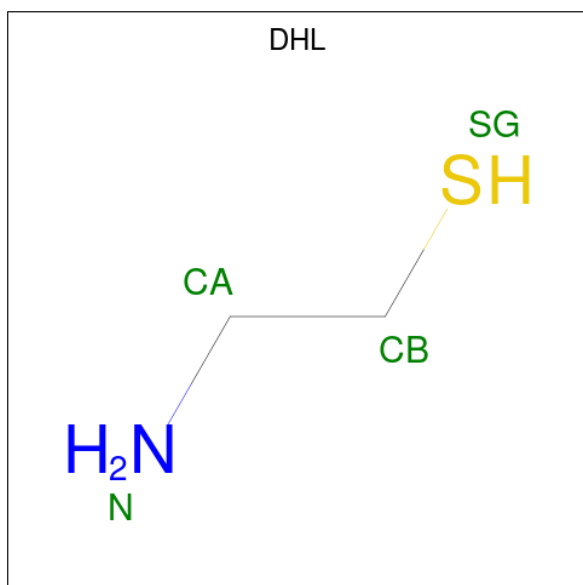
| Mol | Chain | Residues | Atoms | | | ZeroOcc | AltConf |
|-----|-------|----------|-------|---|---|---------|---------|
| 3 | A | 1 | Total | C | O | 0 | 0 |
| | | | 13 | 6 | 7 | | |
| 3 | B | 1 | Total | C | O | 0 | 0 |
| | | | 13 | 6 | 7 | | |
| 3 | C | 1 | Total | C | O | 0 | 0 |
| | | | 13 | 6 | 7 | | |
| 3 | D | 1 | Total | C | O | 0 | 0 |
| | | | 13 | 6 | 7 | | |
| 3 | E | 1 | Total | C | O | 0 | 0 |
| | | | 13 | 6 | 7 | | |
| 3 | F | 1 | Total | C | O | 0 | 0 |
| | | | 13 | 6 | 7 | | |
| 3 | G | 1 | Total | C | O | 0 | 0 |
| | | | 13 | 6 | 7 | | |
| 3 | H | 1 | Total | C | O | 0 | 0 |
| | | | 13 | 6 | 7 | | |
| 3 | I | 1 | Total | C | O | 0 | 0 |
| | | | 13 | 6 | 7 | | |
| 3 | J | 1 | Total | C | O | 0 | 0 |
| | | | 13 | 6 | 7 | | |
| 3 | K | 1 | Total | C | O | 0 | 0 |
| | | | 13 | 6 | 7 | | |
| 3 | L | 1 | Total | C | O | 0 | 0 |
| | | | 13 | 6 | 7 | | |
| 3 | M | 1 | Total | C | O | 0 | 0 |
| | | | 13 | 6 | 7 | | |
| 3 | N | 1 | Total | C | O | 0 | 0 |
| | | | 13 | 6 | 7 | | |

Continued on next page...

Continued from previous page...

| Mol | Chain | Residues | Atoms | | | ZeroOcc | AltConf |
|-----|-------|----------|-------|---|---|---------|---------|
| 3 | O | 1 | Total | C | O | 0 | 0 |
| | | | 13 | 6 | 7 | | |
| 3 | P | 1 | Total | C | O | 0 | 0 |
| | | | 13 | 6 | 7 | | |

- Molecule 4 is 2-AMINO-ETHANETHIOL (three-letter code: DHL) (formula: C_2H_7NS).



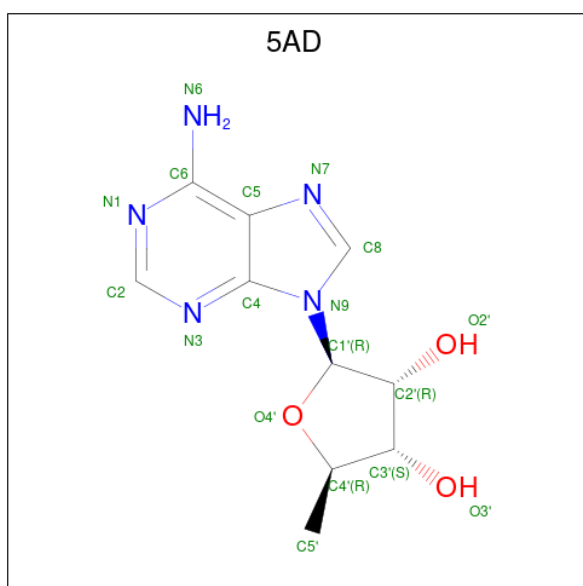
| Mol | Chain | Residues | Atoms | | | | ZeroOcc | AltConf |
|-----|-------|----------|-------|---|---|---|---------|---------|
| 4 | A | 1 | Total | C | N | S | 0 | 0 |
| | | | 4 | 2 | 1 | 1 | | |
| 4 | C | 1 | Total | C | N | S | 0 | 0 |
| | | | 4 | 2 | 1 | 1 | | |
| 4 | D | 1 | Total | C | N | S | 0 | 0 |
| | | | 4 | 2 | 1 | 1 | | |
| 4 | F | 1 | Total | C | N | S | 0 | 0 |
| | | | 4 | 2 | 1 | 1 | | |
| 4 | G | 1 | Total | C | N | S | 0 | 0 |
| | | | 4 | 2 | 1 | 1 | | |
| 4 | H | 1 | Total | C | N | S | 0 | 0 |
| | | | 4 | 2 | 1 | 1 | | |
| 4 | I | 1 | Total | C | N | S | 0 | 0 |
| | | | 4 | 2 | 1 | 1 | | |
| 4 | J | 1 | Total | C | N | S | 0 | 0 |
| | | | 4 | 2 | 1 | 1 | | |
| 4 | K | 1 | Total | C | N | S | 0 | 0 |
| | | | 4 | 2 | 1 | 1 | | |

Continued on next page...

Continued from previous page...

| Mol | Chain | Residues | Atoms | | | | ZeroOcc | AltConf |
|-----|-------|----------|-------|---|---|---|---------|---------|
| 4 | L | 1 | Total | C | N | S | 0 | 0 |
| | | | 4 | 2 | 1 | 1 | | |
| 4 | M | 1 | Total | C | N | S | 0 | 0 |
| | | | 4 | 2 | 1 | 1 | | |
| 4 | N | 1 | Total | C | N | S | 0 | 0 |
| | | | 4 | 2 | 1 | 1 | | |
| 4 | O | 1 | Total | C | N | S | 0 | 0 |
| | | | 4 | 2 | 1 | 1 | | |
| 4 | P | 1 | Total | C | N | S | 0 | 0 |
| | | | 4 | 2 | 1 | 1 | | |

- Molecule 5 is 5'-DEOXYADENOSINE (three-letter code: 5AD) (formula: $C_{10}H_{13}N_5O_3$).



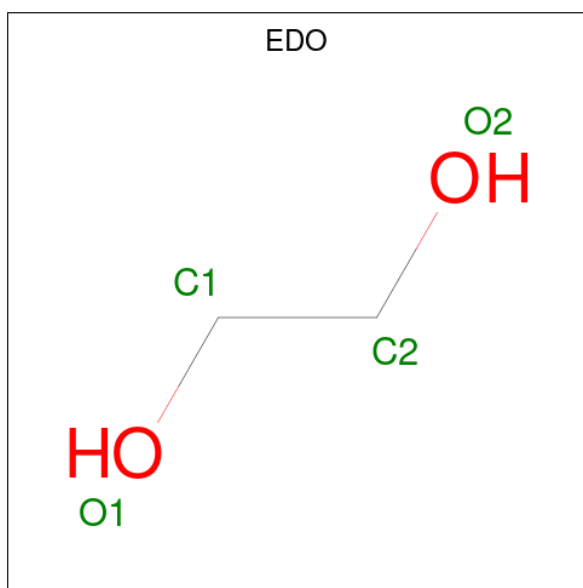
| Mol | Chain | Residues | Atoms | | | | ZeroOcc | AltConf |
|-----|-------|----------|-------|----|---|---|---------|---------|
| 5 | A | 1 | Total | C | N | O | 0 | 0 |
| | | | 18 | 10 | 5 | 3 | | |
| 5 | B | 1 | Total | C | N | O | 0 | 0 |
| | | | 18 | 10 | 5 | 3 | | |
| 5 | C | 1 | Total | C | N | O | 0 | 0 |
| | | | 18 | 10 | 5 | 3 | | |
| 5 | D | 1 | Total | C | N | O | 0 | 0 |
| | | | 18 | 10 | 5 | 3 | | |
| 5 | E | 1 | Total | C | N | O | 0 | 0 |
| | | | 18 | 10 | 5 | 3 | | |
| 5 | F | 1 | Total | C | N | O | 0 | 0 |
| | | | 18 | 10 | 5 | 3 | | |

Continued on next page...

Continued from previous page...

| Mol | Chain | Residues | Atoms | | | | ZeroOcc | AltConf |
|-----|-------|----------|-------|----|---|---|---------|---------|
| 5 | G | 1 | Total | C | N | O | 0 | 0 |
| | | | 18 | 10 | 5 | 3 | | |
| 5 | G | 1 | Total | C | N | O | 0 | 0 |
| | | | 18 | 10 | 5 | 3 | | |
| 5 | H | 1 | Total | C | N | O | 0 | 0 |
| | | | 18 | 10 | 5 | 3 | | |
| 5 | I | 1 | Total | C | N | O | 0 | 0 |
| | | | 18 | 10 | 5 | 3 | | |
| 5 | I | 1 | Total | C | N | O | 0 | 0 |
| | | | 18 | 10 | 5 | 3 | | |
| 5 | J | 1 | Total | C | N | O | 0 | 0 |
| | | | 18 | 10 | 5 | 3 | | |
| 5 | K | 1 | Total | C | N | O | 0 | 0 |
| | | | 18 | 10 | 5 | 3 | | |
| 5 | L | 1 | Total | C | N | O | 0 | 0 |
| | | | 18 | 10 | 5 | 3 | | |
| 5 | M | 1 | Total | C | N | O | 0 | 0 |
| | | | 18 | 10 | 5 | 3 | | |
| 5 | N | 1 | Total | C | N | O | 0 | 0 |
| | | | 18 | 10 | 5 | 3 | | |
| 5 | O | 1 | Total | C | N | O | 0 | 0 |
| | | | 18 | 10 | 5 | 3 | | |
| 5 | P | 1 | Total | C | N | O | 0 | 0 |
| | | | 18 | 10 | 5 | 3 | | |

- Molecule 6 is 1,2-ETHANEDIOL (three-letter code: EDO) (formula: C₂H₆O₂).



| Mol | Chain | Residues | Atoms | ZeroOcc | AltConf |
|-----|-------|----------|--------------------|---------|---------|
| 6 | E | 1 | Total C O 4 2 2 | 0 | 0 |
| 6 | P | 1 | Total C O 4 2 2 | 0 | 0 |
| 6 | P | 1 | Total C O 4 2 2 | 0 | 0 |

- Molecule 7 is water.

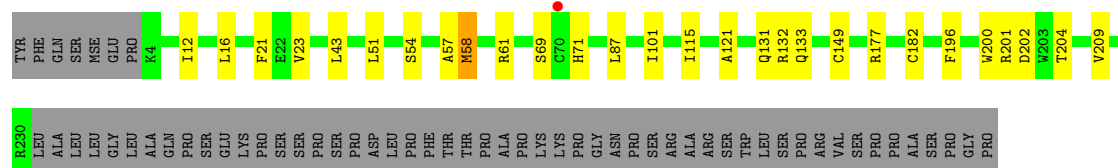
| Mol | Chain | Residues | Atoms | ZeroOcc | AltConf |
|-----|-------|----------|--------------------|---------|---------|
| 7 | A | 70 | Total O 70 70 | 0 | 0 |
| 7 | B | 63 | Total O 63 63 | 0 | 0 |
| 7 | C | 63 | Total O 63 63 | 0 | 0 |
| 7 | D | 79 | Total O 79 79 | 0 | 0 |
| 7 | E | 105 | Total O 105 105 | 0 | 0 |
| 7 | F | 111 | Total O 111 111 | 0 | 0 |
| 7 | G | 125 | Total O 125 125 | 0 | 0 |
| 7 | H | 124 | Total O 124 124 | 0 | 0 |
| 7 | I | 122 | Total O 122 122 | 0 | 0 |
| 7 | J | 111 | Total O 111 111 | 0 | 0 |
| 7 | K | 100 | Total O 100 100 | 0 | 0 |
| 7 | L | 130 | Total O 130 130 | 0 | 0 |
| 7 | M | 125 | Total O 125 125 | 0 | 0 |
| 7 | N | 100 | Total O 100 100 | 0 | 0 |
| 7 | O | 124 | Total O 124 124 | 0 | 0 |
| 7 | P | 94 | Total O 94 94 | 0 | 0 |

3 Residue-property plots

These plots are drawn for all protein, RNA, DNA and oligosaccharide chains in the entry. The first graphic for a chain summarises the proportions of the various outlier classes displayed in the second graphic. The second graphic shows the sequence view annotated by issues in geometry and electron density. Residues are color-coded according to the number of geometric quality criteria for which they contain at least one outlier: green = 0, yellow = 1, orange = 2 and red = 3 or more. A red dot above a residue indicates a poor fit to the electron density ($RSRZ > 2$). Stretches of 2 or more consecutive residues without any outlier are shown as a green connector. Residues present in the sample, but not in the model, are shown in grey.

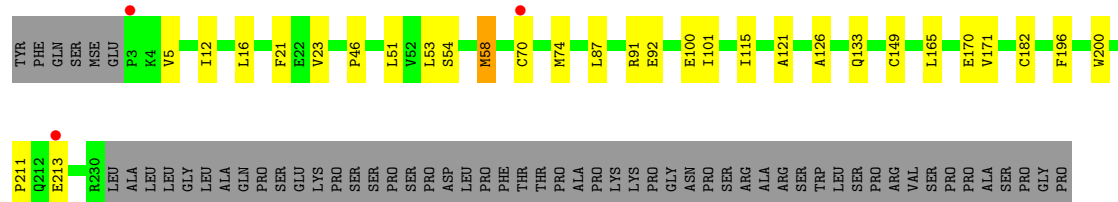
- Molecule 1: Methylmalonic aciduria and homocystinuria type C protein

Chain A: 



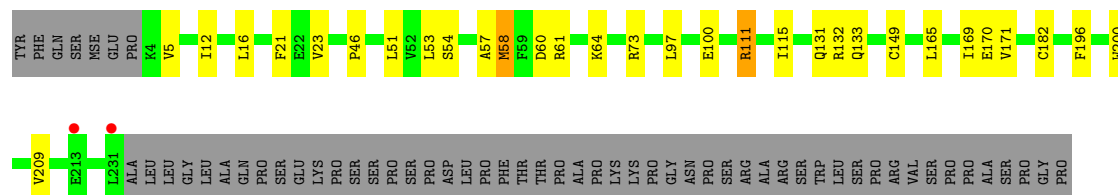
- Molecule 1: Methylmalonic aciduria and homocystinuria type C protein

Chain B: 



- Molecule 1: Methylmalonic aciduria and homocystinuria type C protein


Chain C: 



- Molecule 1: Methylmalonic aciduria and homocystinuria type C protein

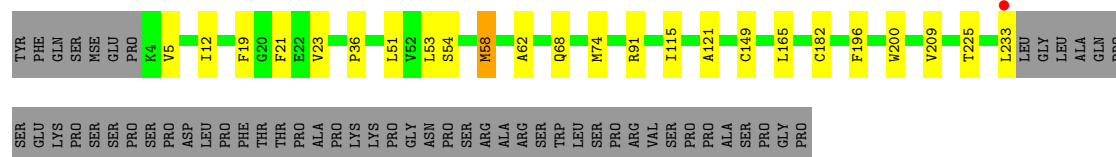
Chain D: 





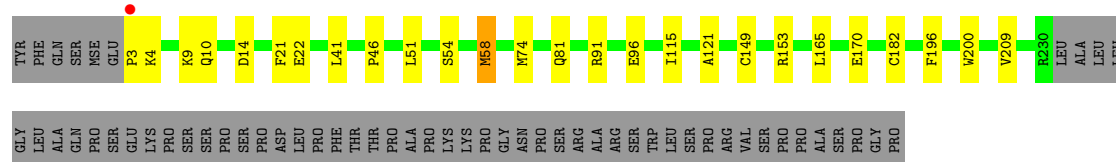
- Molecule 1: Methylmalonic aciduria and homocystinuria type C protein

Chain E: 72% 8% 20%



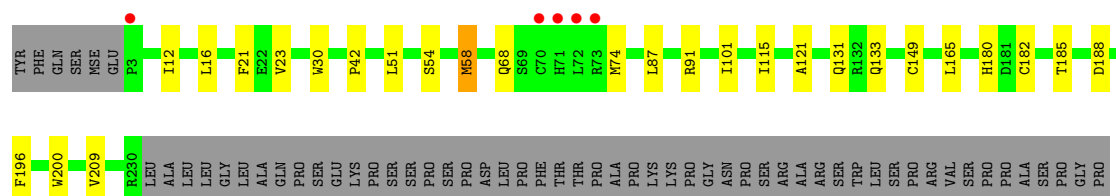
- Molecule 1: Methylmalonic aciduria and homocystinuria type C protein

Chain F: 71% 9% 20%



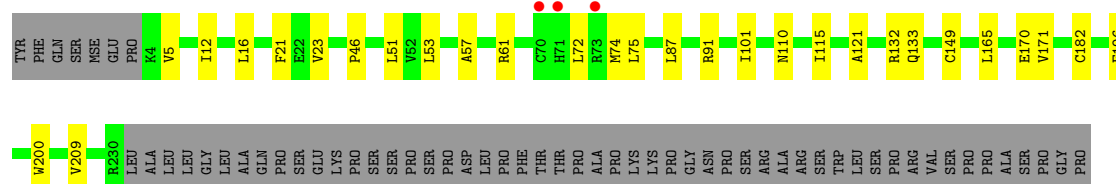
- Molecule 1: Methylmalonic aciduria and homocystinuria type C protein

Chain G: 2% 70% 9% 20%



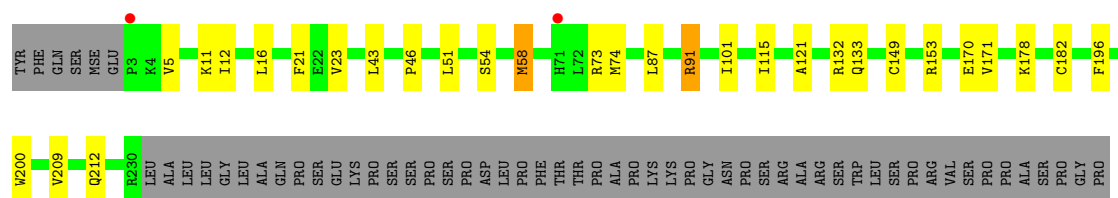
- Molecule 1: Methylmalonic aciduria and homocystinuria type C protein

Chain H: 69% 10% 21%



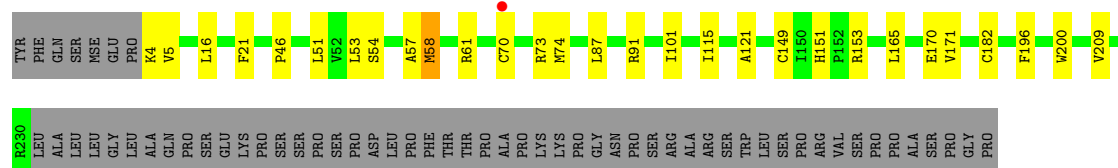
- Molecule 1: Methylmalonic aciduria and homocystinuria type C protein

Chain I: 69% 10% 20%



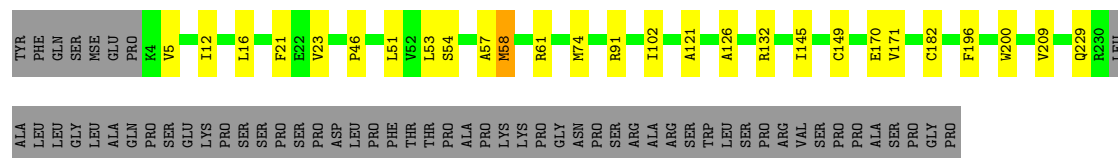
- Molecule 1: Methylmalonic aciduria and homocystinuria type C protein

Chain J: 69% 10% 21%



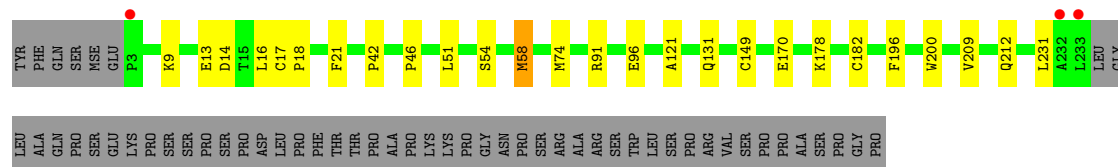
- Molecule 1: Methylmalonic aciduria and homocystinuria type C protein

Chain K: 70% 9% 21%



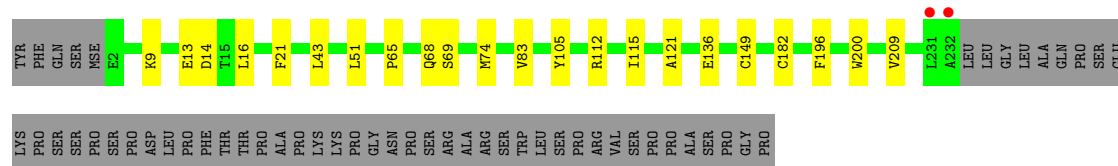
- Molecule 1: Methylmalonic aciduria and homocystinuria type C protein

Chain L: 72% 9% 19%



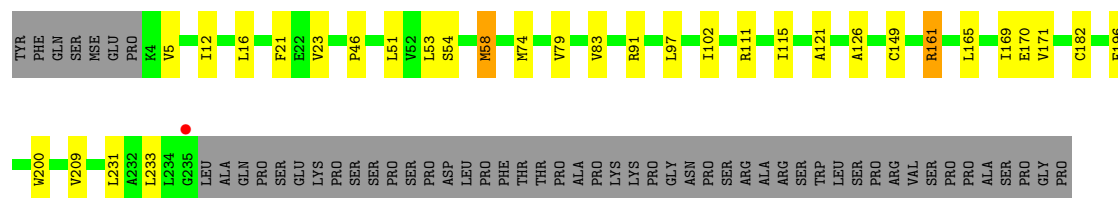
- Molecule 1: Methylmalonic aciduria and homocystinuria type C protein

Chain M: 73% 8% 19%



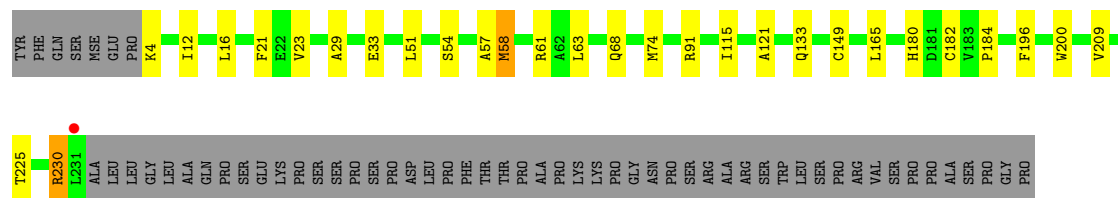
- Molecule 1: Methylmalonic aciduria and homocystinuria type C protein

Chain N: 70% 10% 19%



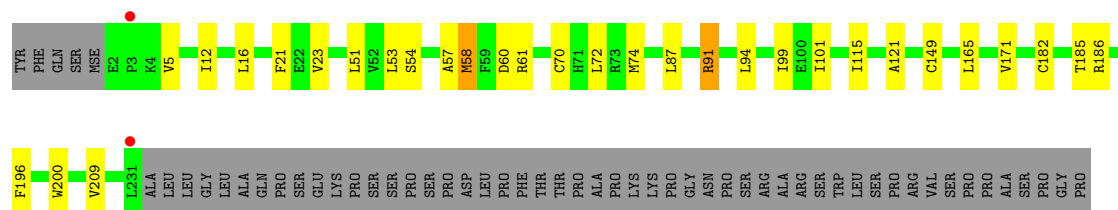
- Molecule 1: Methylmalonic aciduria and homocystinuria type C protein

Chain O: 70% 9% 20%



- Molecule 1: Methylmalonic aciduria and homocystinuria type C protein

Chain P: 70% 10% 20%



4 Data and refinement statistics

| Property | Value | Source |
|---|---|------------------|
| Space group | P 1 | Depositor |
| Cell constants a, b, c, α , β , γ | 71.66Å 71.96Å 300.06Å 88.53° 85.25° 83.76° | Depositor |
| Resolution (Å) | 19.86 – 2.40 19.86 – 2.40 | Depositor EDS |
| % Data completeness (in resolution range) | (Not available) (19.86-2.40) 98.6 (19.86-2.40) | Depositor EDS |
| R_{merge} | 0.19 | Depositor |
| R_{sym} | (Not available) | Depositor |
| $\langle I/\sigma(I) \rangle$ ¹ | 2.43 (at 2.41Å) | Xtriage |
| Refinement program | BUSTER 2.8.0 | Depositor |
| R, R_{free} | 0.182 , 0.206 0.190 , 0.216 | Depositor DCC |
| R_{free} test set | 11473 reflections (5.02%) | wwPDB-VP |
| Wilson B-factor (Å ²) | 30.7 | Xtriage |
| Anisotropy | 0.112 | Xtriage |
| Bulk solvent k_{sol} (e/Å ³), B_{sol} (Å ²) | 0.36 , 44.2 | EDS |
| L-test for twinning ² | $\langle L \rangle = 0.49$, $\langle L^2 \rangle = 0.32$ | Xtriage |
| Estimated twinning fraction | 0.007 for -h,-k,-h+l | Xtriage |
| F_o, F_c correlation | 0.94 | EDS |
| Total number of atoms | 33236 | wwPDB-VP |
| Average B, all atoms (Å ²) | 33.0 | wwPDB-VP |

Xtriage's analysis on translational NCS is as follows: *The largest off-origin peak in the Patterson function is 3.16% of the height of the origin peak. No significant pseudotranslation is detected.*

¹Intensities estimated from amplitudes.

²Theoretical values of $\langle |L| \rangle$, $\langle L^2 \rangle$ for acentric reflections are 0.5, 0.333 respectively for untwinned datasets, and 0.375, 0.2 for perfectly twinned datasets.

5 Model quality

5.1 Standard geometry

Bond lengths and bond angles in the following residue types are not validated in this section: EDO, B12, 5AD, DHL, FLC

The Z score for a bond length (or angle) is the number of standard deviations the observed value is removed from the expected value. A bond length (or angle) with $|Z| > 5$ is considered an outlier worth inspection. RMSZ is the root-mean-square of all Z scores of the bond lengths (or angles).

| Mol | Chain | Bond lengths | | Bond angles | |
|-----|-------|--------------|---------|-------------|---------|
| | | RMSZ | # Z >5 | RMSZ | # Z >5 |
| 1 | A | 0.47 | 0/1898 | 0.63 | 0/2592 |
| 1 | B | 0.45 | 0/1899 | 0.64 | 0/2595 |
| 1 | C | 0.46 | 0/1899 | 0.64 | 0/2598 |
| 1 | D | 0.47 | 0/1913 | 0.64 | 0/2616 |
| 1 | E | 0.47 | 0/1913 | 0.65 | 0/2615 |
| 1 | F | 0.50 | 0/1928 | 0.67 | 0/2635 |
| 1 | G | 0.48 | 0/1905 | 0.64 | 0/2603 |
| 1 | H | 0.48 | 0/1894 | 0.65 | 0/2588 |
| 1 | I | 0.46 | 0/1909 | 0.64 | 0/2609 |
| 1 | J | 0.48 | 0/1911 | 0.66 | 0/2610 |
| 1 | K | 0.49 | 0/1899 | 0.66 | 0/2596 |
| 1 | L | 0.49 | 0/1936 | 0.68 | 0/2646 |
| 1 | M | 0.49 | 0/1926 | 0.66 | 0/2635 |
| 1 | N | 0.48 | 0/1914 | 0.67 | 0/2618 |
| 1 | O | 0.49 | 0/1900 | 0.67 | 0/2596 |
| 1 | P | 0.48 | 0/1922 | 0.65 | 0/2626 |
| All | All | 0.48 | 0/30566 | 0.65 | 0/41778 |

There are no bond length outliers.

There are no bond angle outliers.

There are no chirality outliers.

There are no planarity outliers.

5.2 Too-close contacts

In the following table, the Non-H and H(model) columns list the number of non-hydrogen atoms and hydrogen atoms in the chain respectively. The H(added) column lists the number of hydrogen atoms added and optimized by MolProbity. The Clashes column lists the number of clashes within the asymmetric unit, whereas Symm-Clashes lists symmetry-related clashes.

| Mol | Chain | Non-H | H(model) | H(added) | Clashes | Symm-Clashes |
|-----|-------|-------|----------|----------|---------|--------------|
| 1 | A | 1837 | 0 | 1791 | 15 | 0 |
| 1 | B | 1837 | 0 | 1792 | 15 | 0 |
| 1 | C | 1832 | 0 | 1779 | 18 | 0 |
| 1 | D | 1848 | 0 | 1798 | 20 | 0 |
| 1 | E | 1849 | 0 | 1802 | 18 | 0 |
| 1 | F | 1857 | 0 | 1813 | 19 | 0 |
| 1 | G | 1843 | 0 | 1797 | 21 | 0 |
| 1 | H | 1833 | 0 | 1782 | 22 | 0 |
| 1 | I | 1844 | 0 | 1796 | 22 | 0 |
| 1 | J | 1844 | 0 | 1804 | 16 | 0 |
| 1 | K | 1832 | 0 | 1783 | 21 | 0 |
| 1 | L | 1868 | 0 | 1826 | 17 | 0 |
| 1 | M | 1861 | 0 | 1800 | 19 | 0 |
| 1 | N | 1853 | 0 | 1806 | 21 | 0 |
| 1 | O | 1836 | 0 | 1786 | 23 | 0 |
| 1 | P | 1860 | 0 | 1817 | 22 | 0 |
| 2 | A | 91 | 0 | 88 | 14 | 0 |
| 2 | B | 91 | 0 | 88 | 13 | 0 |
| 2 | C | 91 | 0 | 88 | 15 | 0 |
| 2 | D | 91 | 0 | 88 | 12 | 0 |
| 2 | E | 91 | 0 | 88 | 14 | 0 |
| 2 | F | 91 | 0 | 88 | 13 | 0 |
| 2 | G | 91 | 0 | 88 | 15 | 0 |
| 2 | H | 91 | 0 | 88 | 13 | 0 |
| 2 | I | 91 | 0 | 88 | 14 | 0 |
| 2 | J | 91 | 0 | 88 | 12 | 0 |
| 2 | K | 91 | 0 | 88 | 12 | 0 |
| 2 | L | 91 | 0 | 88 | 13 | 0 |
| 2 | M | 91 | 0 | 88 | 12 | 0 |
| 2 | N | 91 | 0 | 88 | 13 | 0 |
| 2 | O | 91 | 0 | 88 | 15 | 0 |
| 2 | P | 91 | 0 | 88 | 16 | 0 |
| 3 | A | 13 | 0 | 5 | 0 | 0 |
| 3 | B | 13 | 0 | 5 | 0 | 0 |
| 3 | C | 13 | 0 | 5 | 0 | 0 |
| 3 | D | 13 | 0 | 5 | 0 | 0 |
| 3 | E | 13 | 0 | 5 | 0 | 0 |
| 3 | F | 13 | 0 | 5 | 0 | 0 |
| 3 | G | 13 | 0 | 5 | 0 | 0 |
| 3 | H | 13 | 0 | 5 | 0 | 0 |
| 3 | I | 13 | 0 | 5 | 0 | 0 |
| 3 | J | 13 | 0 | 5 | 0 | 0 |
| 3 | K | 13 | 0 | 5 | 0 | 0 |

Continued on next page...

Continued from previous page...

| Mol | Chain | Non-H | H(model) | H(added) | Clashes | Symm-Clashes |
|-----|-------|-------|----------|----------|---------|--------------|
| 3 | L | 13 | 0 | 5 | 0 | 0 |
| 3 | M | 13 | 0 | 5 | 0 | 0 |
| 3 | N | 13 | 0 | 5 | 0 | 0 |
| 3 | O | 13 | 0 | 5 | 0 | 0 |
| 3 | P | 13 | 0 | 5 | 0 | 0 |
| 4 | A | 4 | 0 | 6 | 0 | 0 |
| 4 | C | 4 | 0 | 6 | 0 | 0 |
| 4 | D | 4 | 0 | 6 | 2 | 0 |
| 4 | F | 4 | 0 | 6 | 0 | 0 |
| 4 | G | 4 | 0 | 6 | 1 | 0 |
| 4 | H | 4 | 0 | 6 | 0 | 0 |
| 4 | I | 4 | 0 | 7 | 3 | 0 |
| 4 | J | 4 | 0 | 7 | 1 | 0 |
| 4 | K | 4 | 0 | 7 | 3 | 0 |
| 4 | L | 4 | 0 | 6 | 0 | 0 |
| 4 | M | 4 | 0 | 6 | 0 | 0 |
| 4 | N | 4 | 0 | 7 | 1 | 0 |
| 4 | O | 4 | 0 | 6 | 1 | 0 |
| 4 | P | 4 | 0 | 6 | 0 | 0 |
| 5 | A | 18 | 0 | 13 | 3 | 0 |
| 5 | B | 18 | 0 | 13 | 3 | 0 |
| 5 | C | 18 | 0 | 13 | 4 | 0 |
| 5 | D | 18 | 0 | 13 | 3 | 0 |
| 5 | E | 18 | 0 | 13 | 3 | 0 |
| 5 | F | 18 | 0 | 13 | 3 | 0 |
| 5 | G | 36 | 0 | 26 | 4 | 0 |
| 5 | H | 18 | 0 | 13 | 4 | 0 |
| 5 | I | 36 | 0 | 26 | 4 | 0 |
| 5 | J | 18 | 0 | 13 | 3 | 0 |
| 5 | K | 18 | 0 | 13 | 3 | 0 |
| 5 | L | 18 | 0 | 13 | 3 | 0 |
| 5 | M | 18 | 0 | 13 | 3 | 0 |
| 5 | N | 18 | 0 | 13 | 4 | 0 |
| 5 | O | 18 | 0 | 13 | 3 | 0 |
| 5 | P | 18 | 0 | 13 | 3 | 0 |
| 6 | E | 4 | 0 | 6 | 2 | 0 |
| 6 | P | 8 | 0 | 12 | 7 | 0 |
| 7 | A | 70 | 0 | 0 | 0 | 0 |
| 7 | B | 63 | 0 | 0 | 1 | 0 |
| 7 | C | 63 | 0 | 0 | 0 | 0 |
| 7 | D | 79 | 0 | 0 | 0 | 0 |
| 7 | E | 105 | 0 | 0 | 0 | 0 |

Continued on next page...

Continued from previous page...

| Mol | Chain | Non-H | H(model) | H(added) | Clashes | Symm-Clashes |
|-----|-------|-------|----------|----------|---------|--------------|
| 7 | F | 111 | 0 | 0 | 0 | 0 |
| 7 | G | 125 | 0 | 0 | 1 | 0 |
| 7 | H | 124 | 0 | 0 | 0 | 0 |
| 7 | I | 122 | 0 | 0 | 2 | 0 |
| 7 | J | 111 | 0 | 0 | 0 | 0 |
| 7 | K | 100 | 0 | 0 | 0 | 0 |
| 7 | L | 130 | 0 | 0 | 0 | 0 |
| 7 | M | 125 | 0 | 0 | 3 | 0 |
| 7 | N | 100 | 0 | 0 | 0 | 0 |
| 7 | O | 124 | 0 | 0 | 1 | 0 |
| 7 | P | 94 | 0 | 0 | 0 | 0 |
| All | All | 33236 | 0 | 30600 | 442 | 0 |

The all-atom clashscore is defined as the number of clashes found per 1000 atoms (including hydrogen atoms). The all-atom clashscore for this structure is 7.

All (442) close contacts within the same asymmetric unit are listed below, sorted by their clash magnitude.

| Atom-1 | Atom-2 | Interatomic distance (Å) | Clash overlap (Å) |
|------------------|------------------|--------------------------|-------------------|
| 1:D:182:CYS:SG | 4:D:601:DHL:SG | 2.33 | 1.26 |
| 2:A:301:B12:H362 | 2:A:301:B12:H351 | 1.37 | 1.06 |
| 2:P:301:B12:H362 | 2:P:301:B12:H351 | 1.37 | 1.05 |
| 2:D:301:B12:H362 | 2:D:301:B12:H351 | 1.39 | 1.03 |
| 2:G:301:B12:H362 | 2:G:301:B12:H351 | 1.37 | 1.03 |
| 2:M:301:B12:H362 | 2:M:301:B12:H351 | 1.39 | 1.03 |
| 2:O:301:B12:H351 | 2:O:301:B12:H362 | 1.40 | 1.03 |
| 2:I:301:B12:H362 | 2:I:301:B12:H351 | 1.38 | 1.02 |
| 2:K:301:B12:H362 | 2:K:301:B12:H351 | 1.38 | 1.02 |
| 2:L:301:B12:H362 | 2:L:301:B12:H351 | 1.39 | 1.02 |
| 2:F:301:B12:H362 | 2:F:301:B12:H351 | 1.39 | 1.01 |
| 2:E:301:B12:H351 | 2:E:301:B12:H362 | 1.39 | 1.01 |
| 2:C:301:B12:H362 | 2:C:301:B12:H351 | 1.40 | 1.01 |
| 2:B:301:B12:H362 | 2:B:301:B12:H351 | 1.42 | 1.00 |
| 2:J:301:B12:H351 | 2:J:301:B12:H362 | 1.41 | 1.00 |
| 2:H:301:B12:H362 | 2:H:301:B12:H351 | 1.39 | 1.00 |
| 2:N:301:B12:H362 | 2:N:301:B12:H351 | 1.40 | 0.99 |
| 1:E:36:PRO:HD3 | 6:E:283:EDO:H12 | 1.47 | 0.94 |
| 1:D:149:CYS:H | 2:D:301:B12:H332 | 1.18 | 0.92 |
| 1:K:149:CYS:H | 2:K:301:B12:H332 | 1.18 | 0.91 |
| 1:B:149:CYS:H | 2:B:301:B12:H332 | 1.19 | 0.91 |
| 1:H:149:CYS:H | 2:H:301:B12:H332 | 1.17 | 0.90 |

Continued on next page...

Continued from previous page...

| Atom-1 | Atom-2 | Interatomic distance (Å) | Clash overlap (Å) |
|------------------|------------------|--------------------------|-------------------|
| 1:L:149:CYS:H | 2:L:301:B12:H332 | 1.16 | 0.90 |
| 1:P:149:CYS:H | 2:P:301:B12:H332 | 1.19 | 0.89 |
| 1:J:149:CYS:H | 2:J:301:B12:H332 | 1.16 | 0.89 |
| 1:E:149:CYS:H | 2:E:301:B12:H332 | 1.18 | 0.88 |
| 1:K:51:LEU:HD22 | 1:K:121:ALA:HA | 1.55 | 0.88 |
| 1:A:149:CYS:H | 2:A:301:B12:H332 | 1.18 | 0.88 |
| 1:I:149:CYS:H | 2:I:301:B12:H332 | 1.18 | 0.88 |
| 1:M:149:CYS:H | 2:M:301:B12:H332 | 1.17 | 0.88 |
| 1:N:149:CYS:H | 2:N:301:B12:H332 | 1.18 | 0.88 |
| 1:G:149:CYS:H | 2:G:301:B12:H332 | 1.18 | 0.87 |
| 2:N:301:B12:H552 | 2:N:301:B12:H531 | 1.57 | 0.87 |
| 2:F:301:B12:H552 | 2:F:301:B12:H531 | 1.57 | 0.86 |
| 1:F:149:CYS:H | 2:F:301:B12:H332 | 1.19 | 0.86 |
| 1:O:230:ARG:HG2 | 1:O:230:ARG:HH11 | 1.38 | 0.86 |
| 2:E:301:B12:H531 | 2:E:301:B12:H552 | 1.58 | 0.86 |
| 2:I:301:B12:H552 | 2:I:301:B12:H531 | 1.57 | 0.86 |
| 1:O:149:CYS:H | 2:O:301:B12:H332 | 1.18 | 0.86 |
| 2:A:301:B12:H552 | 2:A:301:B12:H531 | 1.59 | 0.85 |
| 2:G:301:B12:H531 | 2:G:301:B12:H552 | 1.58 | 0.85 |
| 1:E:74:MSE:HE1 | 1:F:165:LEU:HD13 | 1.55 | 0.85 |
| 2:H:301:B12:H552 | 2:H:301:B12:H531 | 1.59 | 0.85 |
| 2:K:301:B12:H552 | 2:K:301:B12:H531 | 1.60 | 0.84 |
| 2:D:301:B12:H552 | 2:D:301:B12:H531 | 1.60 | 0.84 |
| 1:K:182:CYS:HG | 4:K:601:DHL:HS | 0.86 | 0.84 |
| 1:C:149:CYS:H | 2:C:301:B12:H332 | 1.26 | 0.83 |
| 2:J:301:B12:H531 | 2:J:301:B12:H552 | 1.60 | 0.83 |
| 2:C:301:B12:H552 | 2:C:301:B12:H531 | 1.60 | 0.83 |
| 2:P:301:B12:H552 | 2:P:301:B12:H531 | 1.60 | 0.83 |
| 2:O:301:B12:H552 | 2:O:301:B12:H531 | 1.60 | 0.82 |
| 2:L:301:B12:H531 | 2:L:301:B12:H552 | 1.59 | 0.82 |
| 2:M:301:B12:H552 | 2:M:301:B12:H531 | 1.60 | 0.82 |
| 2:B:301:B12:H531 | 2:B:301:B12:H552 | 1.60 | 0.82 |
| 1:K:74:MSE:HE3 | 1:L:42:PRO:HD2 | 1.63 | 0.80 |
| 1:P:91:ARG:HG2 | 6:P:284:EDO:H11 | 1.64 | 0.79 |
| 1:G:165:LEU:HD13 | 1:H:74:MSE:HE1 | 1.63 | 0.78 |
| 1:K:54:SER:HB2 | 1:K:58:MSE:HG2 | 1.67 | 0.77 |
| 2:G:301:B12:H351 | 2:G:301:B12:C36 | 2.16 | 0.76 |
| 1:D:46:PRO:HB2 | 1:D:170:GLU:HG3 | 1.68 | 0.75 |
| 2:A:301:B12:H351 | 2:A:301:B12:C36 | 2.16 | 0.75 |
| 1:E:54:SER:HB2 | 1:E:58:MSE:HG2 | 1.66 | 0.75 |
| 1:J:54:SER:HB2 | 1:J:58:MSE:HG2 | 1.69 | 0.75 |

Continued on next page...

Continued from previous page...

| Atom-1 | Atom-2 | Interatomic distance (Å) | Clash overlap (Å) |
|------------------|------------------|--------------------------|-------------------|
| 2:I:301:B12:H351 | 2:I:301:B12:C36 | 2.16 | 0.75 |
| 2:M:301:B12:H351 | 2:M:301:B12:C36 | 2.17 | 0.74 |
| 1:H:74:MSE:HG2 | 1:H:75:LEU:HD12 | 1.68 | 0.74 |
| 2:H:301:B12:H351 | 2:H:301:B12:C36 | 2.17 | 0.74 |
| 2:J:301:B12:H351 | 2:J:301:B12:C36 | 2.17 | 0.74 |
| 2:L:301:B12:H351 | 2:L:301:B12:C36 | 2.17 | 0.74 |
| 1:C:54:SER:HB2 | 1:C:58:MSE:HG2 | 1.70 | 0.74 |
| 1:G:74:MSE:HE1 | 1:H:165:LEU:HD13 | 1.68 | 0.74 |
| 1:G:54:SER:HB2 | 1:G:58:MSE:HG2 | 1.70 | 0.73 |
| 1:B:54:SER:HB2 | 1:B:58:MSE:HG2 | 1.70 | 0.73 |
| 2:D:301:B12:H351 | 2:D:301:B12:C36 | 2.17 | 0.73 |
| 5:A:401:5AD:C8 | 2:B:301:B12:H532 | 2.20 | 0.72 |
| 1:A:43:LEU:HD21 | 1:B:74:MSE:HE1 | 1.70 | 0.72 |
| 2:E:301:B12:H351 | 2:E:301:B12:C36 | 2.17 | 0.72 |
| 2:P:301:B12:H351 | 2:P:301:B12:C36 | 2.15 | 0.71 |
| 2:O:301:B12:H351 | 2:O:301:B12:C36 | 2.18 | 0.71 |
| 2:I:301:B12:H532 | 5:J:401:5AD:C8 | 2.21 | 0.71 |
| 2:K:301:B12:H532 | 5:L:401:5AD:C8 | 2.21 | 0.71 |
| 5:M:401:5AD:C8 | 2:N:301:B12:H532 | 2.20 | 0.71 |
| 5:M:401:5AD:H8 | 2:N:301:B12:H532 | 1.72 | 0.71 |
| 2:C:301:B12:H532 | 5:D:401:5AD:C8 | 2.21 | 0.71 |
| 2:G:301:B12:H532 | 5:H:401:5AD:C8 | 2.21 | 0.71 |
| 2:A:301:B12:H532 | 5:B:401:5AD:C8 | 2.20 | 0.71 |
| 1:F:54:SER:HB2 | 1:F:58:MSE:HG2 | 1.73 | 0.71 |
| 2:F:301:B12:H351 | 2:F:301:B12:C36 | 2.17 | 0.70 |
| 2:K:301:B12:H532 | 5:L:401:5AD:H8 | 1.73 | 0.70 |
| 1:N:54:SER:HB2 | 1:N:58:MSE:HG2 | 1.73 | 0.70 |
| 5:A:401:5AD:H8 | 2:B:301:B12:H532 | 1.72 | 0.70 |
| 2:O:301:B12:H301 | 2:O:301:B12:H203 | 1.73 | 0.70 |
| 1:C:46:PRO:HB2 | 1:C:170:GLU:HG2 | 1.72 | 0.69 |
| 1:D:54:SER:HB2 | 1:D:58:MSE:HG2 | 1.74 | 0.69 |
| 5:O:401:5AD:C8 | 2:P:301:B12:H532 | 2.22 | 0.69 |
| 1:O:58:MSE:HE1 | 1:O:63:LEU:HB2 | 1.73 | 0.69 |
| 2:N:301:B12:H351 | 2:N:301:B12:C36 | 2.17 | 0.69 |
| 2:B:301:B12:H203 | 2:B:301:B12:H301 | 1.74 | 0.69 |
| 1:L:54:SER:HB2 | 1:L:58:MSE:HG2 | 1.73 | 0.69 |
| 2:A:301:B12:H203 | 2:A:301:B12:H301 | 1.74 | 0.69 |
| 2:E:301:B12:H532 | 5:F:401:5AD:H8 | 1.74 | 0.69 |
| 2:F:301:B12:H203 | 2:F:301:B12:H301 | 1.75 | 0.69 |
| 2:C:301:B12:H203 | 2:C:301:B12:H301 | 1.74 | 0.69 |
| 2:E:301:B12:H532 | 5:F:401:5AD:C8 | 2.23 | 0.69 |

Continued on next page...

Continued from previous page...

| Atom-1 | Atom-2 | Interatomic distance (Å) | Clash overlap (Å) |
|--------------------|--------------------|--------------------------|-------------------|
| 2:I:301:B12:H203 | 2:I:301:B12:H301 | 1.74 | 0.68 |
| 1:H:74:MSE:HE3 | 1:H:75:LEU:HD13 | 1.74 | 0.68 |
| 2:J:301:B12:H301 | 2:J:301:B12:H203 | 1.75 | 0.68 |
| 2:L:301:B12:H301 | 2:L:301:B12:H203 | 1.75 | 0.68 |
| 5:I:401:5AD:C8 | 2:J:301:B12:H532 | 2.24 | 0.68 |
| 2:M:301:B12:H532 | 5:N:401:5AD:H8 | 1.75 | 0.68 |
| 2:D:301:B12:H203 | 2:D:301:B12:H301 | 1.75 | 0.68 |
| 5:G:401:5AD:C8 | 2:H:301:B12:H532 | 2.22 | 0.68 |
| 2:M:301:B12:H203 | 2:M:301:B12:H301 | 1.75 | 0.68 |
| 2:N:301:B12:H203 | 2:N:301:B12:H301 | 1.75 | 0.68 |
| 1:P:54:SER:HB2 | 1:P:58:MSE:HG2 | 1.75 | 0.68 |
| 5:C:401:5AD:C8 | 2:D:301:B12:H532 | 2.23 | 0.68 |
| 2:A:301:B12:H532 | 5:B:401:5AD:H8 | 1.74 | 0.68 |
| 2:G:301:B12:H301 | 2:G:301:B12:H203 | 1.74 | 0.68 |
| 5:K:401:5AD:C8 | 2:L:301:B12:H532 | 2.24 | 0.68 |
| 2:E:301:B12:H301 | 2:E:301:B12:H203 | 1.76 | 0.68 |
| 5:E:401:5AD:C8 | 2:F:301:B12:H532 | 2.24 | 0.68 |
| 5:C:401:5AD:H8 | 2:D:301:B12:H532 | 1.74 | 0.68 |
| 2:G:301:B12:H532 | 5:H:401:5AD:H8 | 1.76 | 0.68 |
| 1:N:58:MSE:HE1 | 1:N:79:VAL:HG13 | 1.75 | 0.68 |
| 2:O:301:B12:H532 | 5:P:401:5AD:C8 | 2.24 | 0.68 |
| 2:H:301:B12:H203 | 2:H:301:B12:H301 | 1.76 | 0.67 |
| 2:K:301:B12:H203 | 2:K:301:B12:H301 | 1.76 | 0.67 |
| 2:C:301:B12:H532 | 5:D:401:5AD:H8 | 1.75 | 0.67 |
| 1:O:182[A]:CYS:HB3 | 1:O:209:VAL:HG21 | 1.76 | 0.67 |
| 2:C:301:B12:H351 | 2:C:301:B12:C36 | 2.17 | 0.67 |
| 1:L:46:PRO:HB2 | 1:L:170:GLU:HG2 | 1.77 | 0.67 |
| 1:O:58:MSE:CE | 1:O:63:LEU:HB2 | 2.25 | 0.67 |
| 2:I:301:B12:H532 | 5:J:401:5AD:H8 | 1.77 | 0.67 |
| 5:E:401:5AD:H8 | 2:F:301:B12:H532 | 1.77 | 0.67 |
| 1:K:51:LEU:CD2 | 1:K:121:ALA:HA | 2.23 | 0.67 |
| 2:M:301:B12:H532 | 5:N:401:5AD:C8 | 2.24 | 0.66 |
| 5:O:401:5AD:H8 | 2:P:301:B12:H532 | 1.77 | 0.66 |
| 2:P:301:B12:H203 | 2:P:301:B12:H301 | 1.77 | 0.66 |
| 5:K:401:5AD:H8 | 2:L:301:B12:H532 | 1.76 | 0.66 |
| 1:F:46:PRO:HB2 | 1:F:170:GLU:HG2 | 1.78 | 0.66 |
| 2:K:301:B12:H351 | 2:K:301:B12:C36 | 2.16 | 0.66 |
| 1:E:21:PHE:CZ | 1:E:58:MSE:HE3 | 2.31 | 0.66 |
| 1:A:54:SER:HB2 | 1:A:58:MSE:HG2 | 1.76 | 0.65 |
| 5:I:401:5AD:H8 | 2:J:301:B12:H532 | 1.77 | 0.65 |
| 1:F:22:GLU:OE2 | 1:F:153[A]:ARG:NH1 | 2.30 | 0.65 |

Continued on next page...

Continued from previous page...

| Atom-1 | Atom-2 | Interatomic distance (Å) | Clash overlap (Å) |
|--------------------|------------------|--------------------------|-------------------|
| 1:N:46:PRO:HB2 | 1:N:170:GLU:HG2 | 1.77 | 0.65 |
| 2:B:301:B12:H351 | 2:B:301:B12:C36 | 2.19 | 0.65 |
| 5:G:401:5AD:H8 | 2:H:301:B12:H532 | 1.77 | 0.65 |
| 1:I:46:PRO:HB2 | 1:I:170:GLU:HG2 | 1.78 | 0.65 |
| 1:J:46:PRO:HB2 | 1:J:170:GLU:HG2 | 1.79 | 0.65 |
| 2:O:301:B12:H532 | 5:P:401:5AD:H8 | 1.78 | 0.65 |
| 1:J:182:CYS:SG | 4:J:601:DHL:SG | 2.96 | 0.64 |
| 1:G:185:THR:HG21 | 7:G:1246:HOH:O | 1.97 | 0.64 |
| 1:B:46:PRO:HB2 | 1:B:170:GLU:HG2 | 1.78 | 0.64 |
| 1:H:46:PRO:HB2 | 1:H:170:GLU:HG2 | 1.79 | 0.64 |
| 1:K:46:PRO:HB2 | 1:K:170:GLU:HG2 | 1.81 | 0.63 |
| 1:K:182:CYS:HB3 | 1:K:209:VAL:HG21 | 1.81 | 0.63 |
| 1:G:182:CYS:HB3 | 1:G:209:VAL:HG21 | 1.81 | 0.62 |
| 1:C:165:LEU:HD13 | 1:D:74:MSE:HE1 | 1.81 | 0.62 |
| 1:F:182:CYS:HB3 | 1:F:209:VAL:HG21 | 1.80 | 0.62 |
| 1:B:12:ILE:HG22 | 1:B:23:VAL:HG21 | 1.81 | 0.62 |
| 1:I:54:SER:HB2 | 1:I:58:MSE:HG2 | 1.82 | 0.61 |
| 1:D:182:CYS:HB3 | 1:D:209:VAL:HG21 | 1.82 | 0.61 |
| 2:L:301:B12:H252 | 2:L:301:B12:H601 | 1.81 | 0.61 |
| 1:G:165:LEU:CD1 | 1:H:74:MSE:HE1 | 2.30 | 0.61 |
| 1:L:182:CYS:HB3 | 1:L:209:VAL:HG21 | 1.82 | 0.60 |
| 1:I:74:MSE:HE1 | 1:J:165:LEU:HD13 | 1.84 | 0.60 |
| 1:O:182[B]:CYS:HB3 | 1:O:209:VAL:HG21 | 1.82 | 0.60 |
| 1:O:225:THR:O | 1:O:230:ARG:NE | 2.35 | 0.60 |
| 2:M:301:B12:H252 | 2:M:301:B12:H601 | 1.84 | 0.59 |
| 1:C:97:LEU:HD21 | 1:C:169:ILE:HD11 | 1.85 | 0.59 |
| 2:D:301:B12:H252 | 2:D:301:B12:H601 | 1.84 | 0.59 |
| 2:F:301:B12:H252 | 2:F:301:B12:H601 | 1.85 | 0.58 |
| 1:O:165:LEU:HD13 | 1:P:74:MSE:HE1 | 1.84 | 0.58 |
| 2:J:301:B12:H252 | 2:J:301:B12:H601 | 1.85 | 0.58 |
| 2:G:301:B12:H252 | 2:G:301:B12:H601 | 1.84 | 0.58 |
| 1:N:182:CYS:HB3 | 1:N:209:VAL:HG21 | 1.86 | 0.58 |
| 2:H:301:B12:H252 | 2:H:301:B12:H601 | 1.86 | 0.58 |
| 1:F:21:PHE:CZ | 1:F:58:MSE:HE3 | 2.39 | 0.58 |
| 2:I:301:B12:N22 | 5:J:401:5AD:H5'1 | 2.19 | 0.58 |
| 1:E:182[B]:CYS:HB2 | 1:E:209:VAL:HG21 | 1.85 | 0.58 |
| 1:O:230:ARG:HG2 | 1:O:230:ARG:NH1 | 2.14 | 0.58 |
| 2:C:301:B12:H252 | 2:C:301:B12:H601 | 1.85 | 0.57 |
| 2:M:301:B12:N22 | 5:N:401:5AD:H5'1 | 2.20 | 0.57 |
| 1:P:182:CYS:HB3 | 1:P:209:VAL:HG21 | 1.86 | 0.57 |
| 1:A:202:ASP:OD1 | 1:A:204:THR:HB | 2.04 | 0.57 |

Continued on next page...

Continued from previous page...

| Atom-1 | Atom-2 | Interatomic distance (Å) | Clash overlap (Å) |
|--------------------|-------------------|--------------------------|-------------------|
| 1:O:12:ILE:HG22 | 1:O:23:VAL:HG21 | 1.86 | 0.57 |
| 1:P:186:ARG:HB3 | 6:P:283:EDO:H11 | 1.86 | 0.57 |
| 5:A:401:5AD:H5'1 | 2:B:301:B12:N22 | 2.19 | 0.57 |
| 1:P:99:ILE:HG12 | 6:P:284:EDO:H12 | 1.87 | 0.57 |
| 2:E:301:B12:N22 | 5:F:401:5AD:H5'1 | 2.20 | 0.57 |
| 5:I:401:5AD:H5'1 | 2:J:301:B12:N22 | 2.20 | 0.57 |
| 5:K:401:5AD:H5'1 | 2:L:301:B12:N22 | 2.19 | 0.57 |
| 1:M:182:CYS:HB3 | 1:M:209:VAL:HG21 | 1.86 | 0.57 |
| 2:A:301:B12:N22 | 5:B:401:5AD:H5'1 | 2.19 | 0.57 |
| 2:K:301:B12:N22 | 5:L:401:5AD:H5'1 | 2.20 | 0.57 |
| 5:C:401:5AD:H5'1 | 2:D:301:B12:N22 | 2.20 | 0.56 |
| 1:H:182:CYS:HB3 | 1:H:209:VAL:HG21 | 1.87 | 0.56 |
| 2:A:301:B12:H252 | 2:A:301:B12:H601 | 1.86 | 0.56 |
| 5:E:401:5AD:H5'1 | 2:F:301:B12:N22 | 2.21 | 0.56 |
| 1:M:43:LEU:HD21 | 1:N:74:MSE:HE1 | 1.87 | 0.56 |
| 2:C:301:B12:N22 | 5:D:401:5AD:H5'1 | 2.20 | 0.56 |
| 2:I:301:B12:H252 | 2:I:301:B12:H601 | 1.88 | 0.56 |
| 1:G:74:MSE:HE1 | 1:H:165:LEU:CD1 | 2.35 | 0.56 |
| 2:P:301:B12:H252 | 2:P:301:B12:H601 | 1.87 | 0.56 |
| 5:G:401:5AD:H5'1 | 2:H:301:B12:N22 | 2.20 | 0.55 |
| 1:J:182:CYS:HB3 | 1:J:209:VAL:HG21 | 1.87 | 0.55 |
| 1:G:42:PRO:CD | 1:H:75:LEU:HD11 | 2.35 | 0.55 |
| 5:M:401:5AD:H5'1 | 2:N:301:B12:N22 | 2.21 | 0.55 |
| 1:I:43:LEU:HD21 | 1:J:74[B]:MSE:HE1 | 1.88 | 0.55 |
| 5:O:401:5AD:H5'1 | 2:P:301:B12:N22 | 2.21 | 0.55 |
| 2:G:301:B12:N22 | 5:H:401:5AD:H5'1 | 2.20 | 0.55 |
| 1:A:182:CYS:HB3 | 1:A:209:VAL:HG21 | 1.88 | 0.55 |
| 2:N:301:B12:H252 | 2:N:301:B12:H601 | 1.88 | 0.55 |
| 2:O:301:B12:H252 | 2:O:301:B12:H601 | 1.88 | 0.55 |
| 2:K:301:B12:H252 | 2:K:301:B12:H601 | 1.89 | 0.55 |
| 2:O:301:B12:N22 | 5:P:401:5AD:H5'1 | 2.21 | 0.55 |
| 1:O:54:SER:HB2 | 1:O:58:MSE:HG2 | 1.88 | 0.54 |
| 1:D:57:ALA:O | 1:D:61:ARG:HG2 | 2.07 | 0.54 |
| 2:B:301:B12:H252 | 2:B:301:B12:H601 | 1.90 | 0.54 |
| 1:L:13:GLU:HG2 | 1:L:17[A]:CYS:SG | 2.49 | 0.53 |
| 1:I:182[B]:CYS:HB2 | 1:I:209:VAL:HG21 | 1.90 | 0.53 |
| 1:K:5:VAL:HG22 | 1:K:171:VAL:HG11 | 1.90 | 0.53 |
| 1:A:200:TRP:CD1 | 2:A:301:B12:H412 | 2.44 | 0.53 |
| 1:C:5:VAL:HG22 | 1:C:171:VAL:HG11 | 1.91 | 0.53 |
| 1:O:16:LEU:HB3 | 1:O:21:PHE:HB2 | 1.91 | 0.53 |
| 1:N:5:VAL:HG22 | 1:N:171:VAL:HG11 | 1.90 | 0.52 |

Continued on next page...

Continued from previous page...

| Atom-1 | Atom-2 | Interatomic distance (Å) | Clash overlap (Å) |
|--------------------|------------------|--------------------------|-------------------|
| 1:I:12:ILE:HG22 | 1:I:23:VAL:HG21 | 1.92 | 0.52 |
| 1:C:111:ARG:CZ | 5:C:401:5AD:H8 | 2.40 | 0.52 |
| 1:C:131:GLN:NE2 | 2:C:301:B12:O7R | 2.37 | 0.52 |
| 1:A:196:PHE:CZ | 2:A:301:B12:H422 | 2.45 | 0.52 |
| 2:E:301:B12:H252 | 2:E:301:B12:H601 | 1.90 | 0.52 |
| 1:G:42:PRO:HD2 | 1:H:75:LEU:HD11 | 1.92 | 0.52 |
| 1:N:53:LEU:HD11 | 1:N:126:ALA:HB1 | 1.92 | 0.52 |
| 1:F:196:PHE:CZ | 2:F:301:B12:H422 | 2.45 | 0.51 |
| 1:H:196:PHE:CZ | 2:H:301:B12:H422 | 2.46 | 0.51 |
| 1:P:196:PHE:CZ | 2:P:301:B12:H422 | 2.45 | 0.51 |
| 1:K:196:PHE:CZ | 2:K:301:B12:H422 | 2.46 | 0.51 |
| 1:E:196:PHE:CZ | 2:E:301:B12:H422 | 2.46 | 0.51 |
| 1:A:69:SER:HB2 | 1:A:71:HIS:CD2 | 2.45 | 0.51 |
| 1:H:74:MSE:HE3 | 1:H:75:LEU:CD1 | 2.40 | 0.51 |
| 1:I:196:PHE:CZ | 2:I:301:B12:H422 | 2.46 | 0.51 |
| 1:D:69:SER:OG | 1:F:96:GLU:HA | 2.10 | 0.51 |
| 1:M:196:PHE:CZ | 2:M:301:B12:H422 | 2.46 | 0.51 |
| 1:O:196:PHE:CZ | 2:O:301:B12:H422 | 2.46 | 0.51 |
| 1:C:57:ALA:HB1 | 1:C:61:ARG:HD2 | 1.92 | 0.51 |
| 1:L:196:PHE:CZ | 2:L:301:B12:H422 | 2.46 | 0.50 |
| 1:B:16:LEU:HB3 | 1:B:21:PHE:HB2 | 1.92 | 0.50 |
| 1:K:12:ILE:HG22 | 1:K:23:VAL:HG21 | 1.93 | 0.50 |
| 1:B:196:PHE:CZ | 2:B:301:B12:H422 | 2.46 | 0.50 |
| 1:K:182:CYS:HG | 4:K:601:DHL:CB | 2.25 | 0.50 |
| 1:J:57:ALA:HB1 | 1:J:61:ARG:HD2 | 1.93 | 0.50 |
| 1:H:57:ALA:HB1 | 1:H:61:ARG:HD2 | 1.93 | 0.50 |
| 1:P:12:ILE:HG22 | 1:P:23:VAL:HG21 | 1.93 | 0.50 |
| 1:D:196:PHE:CZ | 2:D:301:B12:H422 | 2.46 | 0.50 |
| 1:I:182[A]:CYS:HG | 4:I:601:DHL:CB | 2.25 | 0.50 |
| 1:O:182[A]:CYS:HB3 | 1:O:209:VAL:CG2 | 2.42 | 0.50 |
| 1:J:196:PHE:CZ | 2:J:301:B12:H422 | 2.47 | 0.49 |
| 1:N:196:PHE:CZ | 2:N:301:B12:H422 | 2.47 | 0.49 |
| 1:C:196:PHE:CZ | 2:C:301:B12:H422 | 2.47 | 0.49 |
| 1:B:53:LEU:HD11 | 1:B:126:ALA:HB1 | 1.94 | 0.49 |
| 1:B:100:GLU:HB2 | 1:B:165:LEU:HB2 | 1.95 | 0.49 |
| 1:L:96:GLU:HA | 1:M:69:SER:OG | 2.12 | 0.49 |
| 1:F:200:TRP:CD1 | 2:F:301:B12:H412 | 2.48 | 0.49 |
| 2:J:301:B12:H552 | 2:J:301:B12:C53 | 2.38 | 0.49 |
| 1:E:12:ILE:HG22 | 1:E:23:VAL:HG21 | 1.94 | 0.49 |
| 1:E:74:MSE:CE | 1:F:165:LEU:HD13 | 2.35 | 0.49 |
| 1:L:200:TRP:CD1 | 2:L:301:B12:H412 | 2.48 | 0.49 |

Continued on next page...

Continued from previous page...

| Atom-1 | Atom-2 | Interatomic distance (Å) | Clash overlap (Å) |
|--------------------|------------------|--------------------------|-------------------|
| 1:M:105:TYR:HE2 | 7:M:661:HOH:O | 1.95 | 0.49 |
| 1:L:14:ASP:O | 1:M:14:ASP:HB3 | 2.14 | 0.48 |
| 1:C:200:TRP:CD1 | 2:C:301:B12:H412 | 2.48 | 0.48 |
| 1:H:12:ILE:HG22 | 1:H:23:VAL:HG21 | 1.95 | 0.48 |
| 1:P:200:TRP:CD1 | 2:P:301:B12:H412 | 2.48 | 0.48 |
| 1:A:12:ILE:HG22 | 1:A:23:VAL:HG21 | 1.95 | 0.48 |
| 1:C:12:ILE:HG22 | 1:C:23:VAL:HG21 | 1.95 | 0.48 |
| 1:N:97:LEU:HD21 | 1:N:169:ILE:HD11 | 1.96 | 0.48 |
| 2:K:301:B12:H552 | 2:K:301:B12:C53 | 2.40 | 0.48 |
| 1:N:54:SER:OG | 1:N:161:ARG:HD2 | 2.13 | 0.48 |
| 1:A:69:SER:HB2 | 1:A:71:HIS:HD2 | 1.79 | 0.48 |
| 1:K:51:LEU:HD22 | 1:K:121:ALA:CA | 2.34 | 0.48 |
| 1:I:182[A]:CYS:HB3 | 1:I:209:VAL:HG21 | 1.96 | 0.47 |
| 1:F:182:CYS:HB3 | 1:F:209:VAL:CG2 | 2.44 | 0.47 |
| 1:G:196:PHE:CZ | 2:G:301:B12:H422 | 2.49 | 0.47 |
| 1:P:185:THR:HB | 6:P:283:EDO:H22 | 1.95 | 0.47 |
| 1:J:200:TRP:CD1 | 2:J:301:B12:H412 | 2.50 | 0.47 |
| 1:M:200:TRP:CD1 | 2:M:301:B12:H412 | 2.50 | 0.47 |
| 1:M:74:MSE:HE1 | 1:N:165:LEU:HD13 | 1.97 | 0.47 |
| 1:P:5:VAL:HG22 | 1:P:171:VAL:HG11 | 1.97 | 0.47 |
| 1:P:16:LEU:HB3 | 1:P:21:PHE:HB2 | 1.95 | 0.47 |
| 1:I:153:ARG:NH1 | 1:I:212:GLN:HE22 | 2.12 | 0.47 |
| 2:N:301:B12:H531 | 2:N:301:B12:C55 | 2.36 | 0.47 |
| 1:O:29:ALA:O | 1:O:33:GLU:HG3 | 2.15 | 0.47 |
| 2:D:301:B12:H552 | 2:D:301:B12:C53 | 2.40 | 0.47 |
| 1:I:200:TRP:CD1 | 2:I:301:B12:H412 | 2.49 | 0.47 |
| 2:F:301:B12:H552 | 2:F:301:B12:C53 | 2.36 | 0.47 |
| 1:M:83:VAL:HG11 | 7:M:483:HOH:O | 2.15 | 0.47 |
| 1:O:74:MSE:HE1 | 1:P:165:LEU:HD13 | 1.96 | 0.47 |
| 1:A:51:LEU:HD22 | 1:A:121:ALA:HA | 1.97 | 0.47 |
| 1:C:100:GLU:HB2 | 1:C:165:LEU:HB2 | 1.97 | 0.47 |
| 2:C:301:B12:H552 | 2:C:301:B12:C53 | 2.40 | 0.47 |
| 1:I:5:VAL:HG22 | 1:I:171:VAL:HG11 | 1.97 | 0.47 |
| 1:K:182:CYS:HB3 | 1:K:209:VAL:CG2 | 2.44 | 0.47 |
| 1:L:51:LEU:HD22 | 1:L:121:ALA:HA | 1.97 | 0.47 |
| 2:A:301:B12:H552 | 2:A:301:B12:C53 | 2.38 | 0.46 |
| 1:D:200:TRP:CD1 | 2:D:301:B12:H412 | 2.50 | 0.46 |
| 1:I:182[A]:CYS:SG | 4:I:601:DHL:SG | 3.07 | 0.46 |
| 1:M:51:LEU:HD22 | 1:M:121:ALA:HA | 1.98 | 0.46 |
| 1:B:51:LEU:HD22 | 1:B:121:ALA:HA | 1.97 | 0.46 |
| 2:N:301:B12:H552 | 2:N:301:B12:C53 | 2.37 | 0.46 |

Continued on next page...

Continued from previous page...

| Atom-1 | Atom-2 | Interatomic distance (Å) | Clash overlap (Å) |
|--------------------|------------------|--------------------------|-------------------|
| 1:A:16:LEU:HB3 | 1:A:21:PHE:HB2 | 1.96 | 0.46 |
| 1:G:200:TRP:CD1 | 2:G:301:B12:H412 | 2.50 | 0.46 |
| 2:G:301:B12:H552 | 2:G:301:B12:C53 | 2.38 | 0.46 |
| 1:E:165:LEU:HD13 | 1:F:74:MSE:HE1 | 1.98 | 0.46 |
| 1:J:51:LEU:HD22 | 1:J:121:ALA:HA | 1.98 | 0.46 |
| 1:B:200:TRP:CD1 | 2:B:301:B12:H412 | 2.51 | 0.46 |
| 1:H:51:LEU:HD22 | 1:H:121:ALA:HA | 1.97 | 0.46 |
| 1:P:51:LEU:HD22 | 1:P:121:ALA:HA | 1.98 | 0.46 |
| 2:P:301:B12:H552 | 2:P:301:B12:C53 | 2.40 | 0.46 |
| 1:G:12:ILE:HG22 | 1:G:23:VAL:HG21 | 1.97 | 0.46 |
| 1:G:87:LEU:HB3 | 1:G:101:ILE:HG21 | 1.98 | 0.46 |
| 1:G:182:CYS:HB3 | 1:G:209:VAL:CG2 | 2.45 | 0.46 |
| 1:B:211:PRO:HB2 | 1:B:213:GLU:O | 2.16 | 0.46 |
| 1:G:30:TRP:CG | 5:G:283:5AD:N6 | 2.84 | 0.46 |
| 1:E:182[B]:CYS:HB2 | 1:E:209:VAL:CG2 | 2.46 | 0.45 |
| 1:I:16:LEU:HB3 | 1:I:21:PHE:HB2 | 1.98 | 0.45 |
| 1:K:57:ALA:HB1 | 1:K:61:ARG:HD2 | 1.98 | 0.45 |
| 1:M:43:LEU:CD2 | 1:N:74:MSE:HE1 | 2.46 | 0.45 |
| 1:O:57:ALA:HB1 | 1:O:61:ARG:HD2 | 1.97 | 0.45 |
| 1:B:5:VAL:HG22 | 1:B:171:VAL:HG11 | 1.97 | 0.45 |
| 1:H:87:LEU:HB3 | 1:H:101:ILE:HG21 | 1.97 | 0.45 |
| 1:J:5:VAL:HG22 | 1:J:171:VAL:HG11 | 1.98 | 0.45 |
| 1:N:111:ARG:CZ | 5:N:401:5AD:H8 | 2.46 | 0.45 |
| 1:O:200:TRP:CD1 | 2:O:301:B12:H412 | 2.51 | 0.45 |
| 1:D:61:ARG:NH2 | 1:F:10:GLN:OE1 | 2.49 | 0.45 |
| 1:N:51:LEU:HD22 | 1:N:121:ALA:HA | 1.98 | 0.45 |
| 2:A:301:B12:H362 | 2:A:301:B12:C35 | 2.28 | 0.45 |
| 1:P:57:ALA:HB1 | 1:P:61:ARG:HD2 | 1.99 | 0.45 |
| 1:D:41:LEU:HD13 | 1:D:165:LEU:HD21 | 1.99 | 0.45 |
| 1:D:152:PRO:O | 4:D:601:DHL:N | 2.50 | 0.45 |
| 1:J:16:LEU:HB3 | 1:J:21:PHE:HB2 | 1.98 | 0.45 |
| 1:C:200:TRP:CG | 2:C:301:B12:H412 | 2.52 | 0.45 |
| 1:D:18:PRO:HG3 | 1:F:14:ASP:OD2 | 2.16 | 0.45 |
| 1:K:200:TRP:CD1 | 2:K:301:B12:H412 | 2.51 | 0.45 |
| 2:P:301:B12:C36 | 2:P:301:B12:C35 | 2.91 | 0.45 |
| 1:E:225:THR:HG21 | 1:E:233:LEU:CD2 | 2.47 | 0.45 |
| 1:D:16:LEU:HB3 | 1:D:21:PHE:HB2 | 1.98 | 0.45 |
| 1:H:110:ASN:HA | 5:H:401:5AD:C2 | 2.47 | 0.45 |
| 1:I:87:LEU:HB3 | 1:I:101:ILE:HG21 | 1.98 | 0.45 |
| 1:K:16:LEU:HB3 | 1:K:21:PHE:HB2 | 1.99 | 0.45 |
| 1:P:87:LEU:HB3 | 1:P:101:ILE:HG21 | 1.98 | 0.44 |

Continued on next page...

Continued from previous page...

| Atom-1 | Atom-2 | Interatomic distance (Å) | Clash overlap (Å) |
|--------------------|------------------|--------------------------|-------------------|
| 2:E:301:B12:H2B | 6:E:283:EDO:H11 | 1.99 | 0.44 |
| 2:G:301:B12:C36 | 2:G:301:B12:C35 | 2.92 | 0.44 |
| 1:N:12:ILE:HG22 | 1:N:23:VAL:HG21 | 1.98 | 0.44 |
| 1:P:94:LEU:O | 6:P:284:EDO:O1 | 2.34 | 0.44 |
| 1:M:16:LEU:HB3 | 1:M:21:PHE:HB2 | 2.00 | 0.44 |
| 1:N:83:VAL:HG21 | 1:N:161:ARG:HD3 | 2.00 | 0.44 |
| 1:J:87:LEU:HB3 | 1:J:101:ILE:HG21 | 1.99 | 0.44 |
| 2:L:301:B12:H552 | 2:L:301:B12:C53 | 2.38 | 0.44 |
| 1:A:87:LEU:HB3 | 1:A:101:ILE:HG21 | 1.99 | 0.44 |
| 1:C:60:ASP:HA | 1:C:64:LYS:HD2 | 1.98 | 0.44 |
| 1:G:185:THR:HG22 | 1:G:188:ASP:H | 1.82 | 0.44 |
| 1:H:16:LEU:HB3 | 1:H:21:PHE:HB2 | 2.00 | 0.44 |
| 1:L:16:LEU:HB3 | 1:L:21:PHE:HB2 | 1.99 | 0.44 |
| 1:N:200:TRP:CD1 | 2:N:301:B12:H412 | 2.52 | 0.44 |
| 1:G:51:LEU:HD22 | 1:G:121:ALA:HA | 2.00 | 0.44 |
| 1:A:131:GLN:NE2 | 2:A:301:B12:O7R | 2.37 | 0.44 |
| 1:K:182:CYS:SG | 4:K:601:DHL:SG | 2.79 | 0.44 |
| 2:O:301:B12:H552 | 2:O:301:B12:C53 | 2.40 | 0.44 |
| 2:I:301:B12:H531 | 2:I:301:B12:C55 | 2.36 | 0.44 |
| 1:G:16:LEU:HB3 | 1:G:21:PHE:HB2 | 2.00 | 0.44 |
| 2:H:301:B12:H552 | 2:H:301:B12:C53 | 2.39 | 0.44 |
| 1:E:21:PHE:CZ | 1:E:58:MSE:CE | 3.01 | 0.43 |
| 1:I:182[B]:CYS:HB3 | 4:I:601:DHL:HB2 | 1.99 | 0.43 |
| 2:I:301:B12:H552 | 2:I:301:B12:C53 | 2.38 | 0.43 |
| 1:L:131:GLN:NE2 | 2:L:301:B12:O7R | 2.42 | 0.43 |
| 1:D:51:LEU:HD22 | 1:D:121:ALA:HA | 1.99 | 0.43 |
| 1:F:51:LEU:HD22 | 1:F:121:ALA:HA | 2.00 | 0.43 |
| 2:P:301:B12:H362 | 2:P:301:B12:C35 | 2.28 | 0.43 |
| 1:E:19:PHE:HB3 | 1:E:62:ALA:HB2 | 1.99 | 0.43 |
| 1:B:87:LEU:HB3 | 1:B:101:ILE:HG21 | 1.99 | 0.43 |
| 1:O:182[B]:CYS:HB3 | 1:O:209:VAL:CG2 | 2.47 | 0.43 |
| 2:P:301:B12:H601 | 2:P:301:B12:H262 | 2.01 | 0.43 |
| 2:F:301:B12:H362 | 2:F:301:B12:C35 | 2.29 | 0.43 |
| 1:N:16:LEU:HB3 | 1:N:21:PHE:HB2 | 2.00 | 0.43 |
| 1:M:112:ARG:NH2 | 7:M:1374:HOH:O | 2.50 | 0.43 |
| 1:C:16:LEU:HB3 | 1:C:21:PHE:HB2 | 2.01 | 0.43 |
| 1:E:200:TRP:CD1 | 2:E:301:B12:H412 | 2.54 | 0.43 |
| 1:I:51:LEU:HD22 | 1:I:121:ALA:HA | 2.01 | 0.43 |
| 2:M:301:B12:H531 | 2:M:301:B12:C55 | 2.38 | 0.43 |
| 1:C:182[A]:CYS:HB3 | 1:C:209:VAL:HG21 | 2.00 | 0.43 |
| 2:C:301:B12:H353 | 2:C:301:B12:H302 | 2.00 | 0.43 |

Continued on next page...

Continued from previous page...

| Atom-1 | Atom-2 | Interatomic distance (Å) | Clash overlap (Å) |
|--------------------|------------------|--------------------------|-------------------|
| 1:D:14:ASP:O | 1:F:14:ASP:HB3 | 2.18 | 0.43 |
| 1:H:182:CYS:HB3 | 1:H:209:VAL:CG2 | 2.49 | 0.43 |
| 1:K:53:LEU:HD11 | 1:K:126:ALA:HB1 | 2.01 | 0.42 |
| 1:O:165:LEU:CD1 | 1:P:74:MSE:HE1 | 2.48 | 0.42 |
| 1:I:178:LYS:HA | 5:I:283:5AD:H2 | 2.02 | 0.42 |
| 1:O:51:LEU:HG | 1:O:121:ALA:HA | 2.00 | 0.42 |
| 1:L:182:CYS:HB3 | 1:L:209:VAL:CG2 | 2.48 | 0.42 |
| 1:N:182:CYS:HG | 4:N:601:DHL:HS | 0.56 | 0.42 |
| 1:D:182:CYS:HB3 | 1:D:209:VAL:CG2 | 2.49 | 0.42 |
| 1:G:131:GLN:NE2 | 2:G:301:B12:O7R | 2.41 | 0.42 |
| 1:O:184:PRO:HD2 | 7:O:2012:HOH:O | 2.19 | 0.42 |
| 1:D:83:VAL:HG11 | 1:D:161:ARG:HB3 | 2.02 | 0.42 |
| 2:I:301:B12:H601 | 2:I:301:B12:H262 | 2.02 | 0.42 |
| 1:H:200:TRP:CD1 | 2:H:301:B12:H412 | 2.54 | 0.42 |
| 2:H:301:B12:C36 | 2:H:301:B12:C35 | 2.93 | 0.42 |
| 1:E:58:MSE:HE2 | 1:E:62:ALA:HB3 | 2.02 | 0.41 |
| 1:M:74:MSE:HE2 | 1:N:102:ILE:HD11 | 2.02 | 0.41 |
| 1:P:99:ILE:HG23 | 6:P:284:EDO:H12 | 2.02 | 0.41 |
| 1:M:9:LYS:O | 1:M:13:GLU:HB2 | 2.21 | 0.41 |
| 1:M:182:CYS:HB3 | 1:M:209:VAL:CG2 | 2.49 | 0.41 |
| 1:F:41:LEU:HD13 | 1:F:165:LEU:HD21 | 2.03 | 0.41 |
| 1:F:3:PRO:HB2 | 1:F:4:LYS:H | 1.68 | 0.41 |
| 1:G:180:HIS:HB3 | 4:G:601:DHL:SG | 2.61 | 0.41 |
| 2:O:301:B12:H601 | 2:O:301:B12:H262 | 2.03 | 0.41 |
| 2:O:301:B12:C36 | 2:O:301:B12:C35 | 2.94 | 0.41 |
| 1:P:99:ILE:HG12 | 6:P:284:EDO:C1 | 2.50 | 0.41 |
| 1:E:182[A]:CYS:HB3 | 1:E:209:VAL:HG21 | 2.02 | 0.41 |
| 1:L:17[B]:CYS:SG | 1:L:18:PRO:HD3 | 2.61 | 0.41 |
| 2:P:301:B12:H353 | 2:P:301:B12:H302 | 2.03 | 0.41 |
| 1:L:14:ASP:HB3 | 1:M:14:ASP:O | 2.21 | 0.41 |
| 1:B:70:CYS:HB2 | 7:B:1664:HOH:O | 2.21 | 0.41 |
| 2:B:301:B12:H601 | 2:B:301:B12:H262 | 2.03 | 0.41 |
| 1:D:43:LEU:HD13 | 1:D:47:THR:HG21 | 2.02 | 0.41 |
| 1:I:11:LYS:HA | 7:I:396:HOH:O | 2.21 | 0.41 |
| 1:I:91:ARG:HH21 | 1:J:73:ARG:HH21 | 1.68 | 0.41 |
| 1:J:151:HIS:CE1 | 1:J:153:ARG:HB3 | 2.55 | 0.41 |
| 1:K:102:ILE:HD11 | 1:L:74:MSE:HE2 | 2.03 | 0.41 |
| 1:O:180:HIS:HB3 | 4:O:601:DHL:SG | 2.61 | 0.41 |
| 2:B:301:B12:H552 | 2:B:301:B12:C53 | 2.40 | 0.41 |
| 1:E:51:LEU:HD22 | 1:E:121:ALA:HA | 2.02 | 0.41 |
| 1:P:182:CYS:HB3 | 1:P:209:VAL:CG2 | 2.50 | 0.41 |

Continued on next page...

Continued from previous page...

| Atom-1 | Atom-2 | Interatomic distance (Å) | Clash overlap (Å) |
|------------------|------------------|--------------------------|-------------------|
| 1:C:196:PHE:O | 1:C:200:TRP:HB3 | 2.20 | 0.40 |
| 1:H:5:VAL:HG22 | 1:H:171:VAL:HG11 | 2.03 | 0.40 |
| 2:E:301:B12:H601 | 2:E:301:B12:H262 | 2.02 | 0.40 |
| 2:O:301:B12:H203 | 2:O:301:B12:C30 | 2.48 | 0.40 |
| 1:A:57:ALA:HB1 | 1:A:61:ARG:HD2 | 2.03 | 0.40 |
| 2:E:301:B12:H552 | 2:E:301:B12:C53 | 2.38 | 0.40 |
| 2:G:301:B12:H203 | 2:G:301:B12:C30 | 2.47 | 0.40 |
| 1:I:132:ARG:HG3 | 7:I:287:HOH:O | 2.22 | 0.40 |
| 1:K:132:ARG:HD2 | 1:K:145:ILE:HB | 2.04 | 0.40 |
| 1:M:65:PRO:HA | 1:M:68:GLN:HE21 | 1.86 | 0.40 |

There are no symmetry-related clashes.

5.3 Torsion angles [i](#)

5.3.1 Protein backbone [i](#)

In the following table, the Percentiles column shows the percent Ramachandran outliers of the chain as a percentile score with respect to all X-ray entries followed by that with respect to entries of similar resolution.

The Analysed column shows the number of residues for which the backbone conformation was analysed, and the total number of residues.

| Mol | Chain | Analysed | Favoured | Allowed | Outliers | Percentiles | |
|-----|-------|---------------|------------|---------|----------|-------------|-----|
| 1 | A | 225/286 (79%) | 222 (99%) | 3 (1%) | 0 | 100 | 100 |
| 1 | B | 226/286 (79%) | 222 (98%) | 4 (2%) | 0 | 100 | 100 |
| 1 | C | 228/286 (80%) | 226 (99%) | 2 (1%) | 0 | 100 | 100 |
| 1 | D | 228/286 (80%) | 224 (98%) | 4 (2%) | 0 | 100 | 100 |
| 1 | E | 229/286 (80%) | 227 (99%) | 2 (1%) | 0 | 100 | 100 |
| 1 | F | 229/286 (80%) | 225 (98%) | 4 (2%) | 0 | 100 | 100 |
| 1 | G | 226/286 (79%) | 223 (99%) | 3 (1%) | 0 | 100 | 100 |
| 1 | H | 225/286 (79%) | 224 (100%) | 1 (0%) | 0 | 100 | 100 |
| 1 | I | 227/286 (79%) | 223 (98%) | 4 (2%) | 0 | 100 | 100 |
| 1 | J | 227/286 (79%) | 224 (99%) | 3 (1%) | 0 | 100 | 100 |
| 1 | K | 226/286 (79%) | 224 (99%) | 2 (1%) | 0 | 100 | 100 |
| 1 | L | 231/286 (81%) | 228 (99%) | 3 (1%) | 0 | 100 | 100 |

Continued on next page...

Continued from previous page...

| Mol | Chain | Analysed | Favoured | Allowed | Outliers | Percentiles | |
|-----|-------|-----------------|------------|---------|----------|-------------|-----|
| 1 | M | 230/286 (80%) | 228 (99%) | 2 (1%) | 0 | 100 | 100 |
| 1 | N | 230/286 (80%) | 229 (100%) | 1 (0%) | 0 | 100 | 100 |
| 1 | O | 227/286 (79%) | 224 (99%) | 3 (1%) | 0 | 100 | 100 |
| 1 | P | 228/286 (80%) | 227 (100%) | 1 (0%) | 0 | 100 | 100 |
| All | All | 3642/4576 (80%) | 3600 (99%) | 42 (1%) | 0 | 100 | 100 |

There are no Ramachandran outliers to report.

5.3.2 Protein sidechains ⓘ

In the following table, the Percentiles column shows the percent sidechain outliers of the chain as a percentile score with respect to all X-ray entries followed by that with respect to entries of similar resolution.

The Analysed column shows the number of residues for which the sidechain conformation was analysed, and the total number of residues.

| Mol | Chain | Analysed | Rotameric | Outliers | Percentiles | |
|-----|-------|-----------------|------------|----------|-------------|----|
| 1 | A | 193/243 (79%) | 187 (97%) | 6 (3%) | 35 | 56 |
| 1 | B | 193/243 (79%) | 187 (97%) | 6 (3%) | 35 | 56 |
| 1 | C | 192/243 (79%) | 184 (96%) | 8 (4%) | 25 | 43 |
| 1 | D | 194/243 (80%) | 187 (96%) | 7 (4%) | 30 | 49 |
| 1 | E | 193/243 (79%) | 187 (97%) | 6 (3%) | 35 | 56 |
| 1 | F | 197/243 (81%) | 192 (98%) | 5 (2%) | 42 | 63 |
| 1 | G | 194/243 (80%) | 189 (97%) | 5 (3%) | 41 | 62 |
| 1 | H | 192/243 (79%) | 186 (97%) | 6 (3%) | 35 | 56 |
| 1 | I | 194/243 (80%) | 189 (97%) | 5 (3%) | 41 | 62 |
| 1 | J | 195/243 (80%) | 189 (97%) | 6 (3%) | 35 | 56 |
| 1 | K | 192/243 (79%) | 189 (98%) | 3 (2%) | 58 | 76 |
| 1 | L | 196/243 (81%) | 190 (97%) | 6 (3%) | 35 | 56 |
| 1 | M | 195/243 (80%) | 193 (99%) | 2 (1%) | 73 | 86 |
| 1 | N | 192/243 (79%) | 186 (97%) | 6 (3%) | 35 | 56 |
| 1 | O | 192/243 (79%) | 185 (96%) | 7 (4%) | 30 | 49 |
| 1 | P | 196/243 (81%) | 189 (96%) | 7 (4%) | 30 | 49 |
| All | All | 3100/3888 (80%) | 3009 (97%) | 91 (3%) | 37 | 58 |

All (91) residues with a non-rotameric sidechain are listed below:

| Mol | Chain | Res | Type |
|-----|-------|-----|------|
| 1 | A | 58 | MSE |
| 1 | A | 115 | ILE |
| 1 | A | 132 | ARG |
| 1 | A | 133 | GLN |
| 1 | A | 177 | ARG |
| 1 | A | 201 | ARG |
| 1 | B | 58 | MSE |
| 1 | B | 91 | ARG |
| 1 | B | 92 | GLU |
| 1 | B | 115 | ILE |
| 1 | B | 133 | GLN |
| 1 | B | 182 | CYS |
| 1 | C | 51 | LEU |
| 1 | C | 53 | LEU |
| 1 | C | 58 | MSE |
| 1 | C | 73 | ARG |
| 1 | C | 111 | ARG |
| 1 | C | 115 | ILE |
| 1 | C | 132 | ARG |
| 1 | C | 133 | GLN |
| 1 | D | 58 | MSE |
| 1 | D | 61 | ARG |
| 1 | D | 81 | GLN |
| 1 | D | 91 | ARG |
| 1 | D | 132 | ARG |
| 1 | D | 153 | ARG |
| 1 | D | 170 | GLU |
| 1 | E | 5 | VAL |
| 1 | E | 53 | LEU |
| 1 | E | 58 | MSE |
| 1 | E | 68 | GLN |
| 1 | E | 91 | ARG |
| 1 | E | 115 | ILE |
| 1 | F | 9 | LYS |
| 1 | F | 58 | MSE |
| 1 | F | 81 | GLN |
| 1 | F | 91 | ARG |
| 1 | F | 115 | ILE |
| 1 | G | 58 | MSE |
| 1 | G | 68 | GLN |
| 1 | G | 91 | ARG |
| 1 | G | 115 | ILE |

Continued on next page...

Continued from previous page...

| Mol | Chain | Res | Type |
|-----|-------|-----|------|
| 1 | G | 133 | GLN |
| 1 | H | 53 | LEU |
| 1 | H | 72 | LEU |
| 1 | H | 91 | ARG |
| 1 | H | 115 | ILE |
| 1 | H | 132 | ARG |
| 1 | H | 133 | GLN |
| 1 | I | 58 | MSE |
| 1 | I | 73 | ARG |
| 1 | I | 91 | ARG |
| 1 | I | 115 | ILE |
| 1 | I | 133 | GLN |
| 1 | J | 4 | LYS |
| 1 | J | 53 | LEU |
| 1 | J | 58 | MSE |
| 1 | J | 70 | CYS |
| 1 | J | 91 | ARG |
| 1 | J | 115 | ILE |
| 1 | K | 58 | MSE |
| 1 | K | 91 | ARG |
| 1 | K | 229 | GLN |
| 1 | L | 9 | LYS |
| 1 | L | 58 | MSE |
| 1 | L | 91 | ARG |
| 1 | L | 178 | LYS |
| 1 | L | 212 | GLN |
| 1 | L | 231 | LEU |
| 1 | M | 115 | ILE |
| 1 | M | 136 | GLU |
| 1 | N | 58 | MSE |
| 1 | N | 91 | ARG |
| 1 | N | 115 | ILE |
| 1 | N | 161 | ARG |
| 1 | N | 231 | LEU |
| 1 | N | 233 | LEU |
| 1 | O | 4 | LYS |
| 1 | O | 58 | MSE |
| 1 | O | 68 | GLN |
| 1 | O | 91 | ARG |
| 1 | O | 115 | ILE |
| 1 | O | 133 | GLN |
| 1 | O | 230 | ARG |

Continued on next page...

Continued from previous page...

| Mol | Chain | Res | Type |
|-----|-------|-----|------|
| 1 | P | 53 | LEU |
| 1 | P | 58 | MSE |
| 1 | P | 60 | ASP |
| 1 | P | 70 | CYS |
| 1 | P | 72 | LEU |
| 1 | P | 91 | ARG |
| 1 | P | 115 | ILE |

Sometimes sidechains can be flipped to improve hydrogen bonding and reduce clashes. All (14) such sidechains are listed below:

| Mol | Chain | Res | Type |
|-----|-------|-----|------|
| 1 | A | 71 | HIS |
| 1 | A | 131 | GLN |
| 1 | B | 131 | GLN |
| 1 | C | 131 | GLN |
| 1 | D | 131 | GLN |
| 1 | G | 131 | GLN |
| 1 | I | 131 | GLN |
| 1 | I | 199 | HIS |
| 1 | I | 212 | GLN |
| 1 | J | 81 | GLN |
| 1 | L | 131 | GLN |
| 1 | M | 68 | GLN |
| 1 | M | 131 | GLN |
| 1 | P | 98 | GLN |

5.3.3 RNA ⓘ

There are no RNA molecules in this entry.

5.4 Non-standard residues in protein, DNA, RNA chains ⓘ

There are no non-standard protein/DNA/RNA residues in this entry.

5.5 Carbohydrates ⓘ

There are no oligosaccharides in this entry.

5.6 Ligand geometry

67 ligands are modelled in this entry.

In the following table, the Counts columns list the number of bonds (or angles) for which Mogul statistics could be retrieved, the number of bonds (or angles) that are observed in the model and the number of bonds (or angles) that are defined in the Chemical Component Dictionary. The Link column lists molecule types, if any, to which the group is linked. The Z score for a bond length (or angle) is the number of standard deviations the observed value is removed from the expected value. A bond length (or angle) with $|Z| > 2$ is considered an outlier worth inspection. RMSZ is the root-mean-square of all Z scores of the bond lengths (or angles).

| Mol | Type | Chain | Res | Link | Bond lengths | | | Bond angles | | |
|-----|------|-------|-----|------|--------------|------|-------------|-------------|------|-------------|
| | | | | | Counts | RMSZ | $\# Z > 2$ | Counts | RMSZ | $\# Z > 2$ |
| 3 | FLC | O | 501 | - | 12,12,12 | 1.45 | 3 (25%) | 17,17,17 | 1.34 | 2 (11%) |
| 3 | FLC | F | 501 | - | 12,12,12 | 1.61 | 3 (25%) | 17,17,17 | 1.23 | 2 (11%) |
| 5 | 5AD | P | 401 | 2 | 16,20,20 | 0.97 | 1 (6%) | 14,30,30 | 1.60 | 4 (28%) |
| 4 | DHL | G | 601 | 1 | 2,3,3 | 0.48 | 0 | 1,2,2 | 0.19 | 0 |
| 5 | 5AD | C | 401 | 2 | 16,20,20 | 1.01 | 1 (6%) | 14,30,30 | 1.56 | 3 (21%) |
| 4 | DHL | L | 601 | - | 2,3,3 | 1.77 | 1 (50%) | 1,2,2 | 0.69 | 0 |
| 3 | FLC | N | 501 | - | 12,12,12 | 1.34 | 2 (16%) | 17,17,17 | 1.37 | 2 (11%) |
| 5 | 5AD | L | 401 | 2 | 16,20,20 | 1.00 | 1 (6%) | 14,30,30 | 1.66 | 3 (21%) |
| 2 | B12 | B | 301 | 5 | 91,101,101 | 1.52 | 11 (12%) | 140,166,166 | 1.99 | 20 (14%) |
| 3 | FLC | D | 501 | - | 12,12,12 | 1.80 | 2 (16%) | 17,17,17 | 1.38 | 3 (17%) |
| 4 | DHL | F | 601 | 1 | 2,3,3 | 0.84 | 0 | 1,2,2 | 0.06 | 0 |
| 5 | 5AD | M | 401 | 2 | 16,20,20 | 0.92 | 1 (6%) | 14,30,30 | 1.63 | 3 (21%) |
| 5 | 5AD | B | 401 | 2 | 16,20,20 | 0.93 | 1 (6%) | 14,30,30 | 1.76 | 4 (28%) |
| 5 | 5AD | K | 401 | 2 | 16,20,20 | 1.05 | 1 (6%) | 14,30,30 | 1.61 | 3 (21%) |
| 6 | EDO | P | 283 | - | 3,3,3 | 0.52 | 0 | 2,2,2 | 0.16 | 0 |
| 2 | B12 | L | 301 | 5 | 91,101,101 | 1.50 | 8 (8%) | 140,166,166 | 1.98 | 18 (12%) |
| 3 | FLC | J | 501 | - | 12,12,12 | 1.67 | 4 (33%) | 17,17,17 | 1.26 | 2 (11%) |
| 5 | 5AD | I | 401 | 2 | 16,20,20 | 1.06 | 1 (6%) | 14,30,30 | 1.65 | 4 (28%) |
| 2 | B12 | C | 301 | 5 | 91,101,101 | 1.54 | 10 (10%) | 140,166,166 | 2.03 | 22 (15%) |
| 3 | FLC | I | 501 | - | 12,12,12 | 1.62 | 4 (33%) | 17,17,17 | 1.42 | 2 (11%) |
| 4 | DHL | I | 601 | - | 2,3,3 | 0.67 | 0 | 1,2,2 | 0.67 | 0 |
| 2 | B12 | P | 301 | 5 | 91,101,101 | 1.52 | 11 (12%) | 140,166,166 | 2.00 | 20 (14%) |
| 3 | FLC | H | 501 | - | 12,12,12 | 1.38 | 3 (25%) | 17,17,17 | 1.41 | 2 (11%) |
| 2 | B12 | N | 301 | 5 | 91,101,101 | 1.54 | 10 (10%) | 140,166,166 | 1.99 | 21 (15%) |
| 6 | EDO | P | 284 | - | 3,3,3 | 0.37 | 0 | 2,2,2 | 0.19 | 0 |
| 2 | B12 | M | 301 | 5 | 91,101,101 | 1.49 | 8 (8%) | 140,166,166 | 2.00 | 21 (15%) |
| 3 | FLC | E | 501 | - | 12,12,12 | 1.57 | 3 (25%) | 17,17,17 | 1.33 | 2 (11%) |

| Mol | Type | Chain | Res | Link | Bond lengths | | | Bond angles | | |
|-----|------|-------|-----|------|--------------|------|----------|-------------|------|----------|
| | | | | | Counts | RMSZ | # Z > 2 | Counts | RMSZ | # Z > 2 |
| 2 | B12 | I | 301 | 5 | 91,101,101 | 1.54 | 11 (12%) | 140,166,166 | 1.98 | 22 (15%) |
| 3 | FLC | M | 501 | - | 12,12,12 | 1.63 | 3 (25%) | 17,17,17 | 1.47 | 2 (11%) |
| 4 | DHL | J | 601 | - | 2,3,3 | 1.62 | 1 (50%) | 1,2,2 | 0.77 | 0 |
| 6 | EDO | E | 283 | - | 3,3,3 | 0.50 | 0 | 2,2,2 | 0.17 | 0 |
| 3 | FLC | K | 501 | - | 12,12,12 | 1.64 | 3 (25%) | 17,17,17 | 1.44 | 2 (11%) |
| 2 | B12 | J | 301 | 5 | 91,101,101 | 1.54 | 11 (12%) | 140,166,166 | 1.95 | 21 (15%) |
| 3 | FLC | A | 501 | - | 12,12,12 | 1.49 | 3 (25%) | 17,17,17 | 1.35 | 3 (17%) |
| 3 | FLC | B | 501 | - | 12,12,12 | 1.47 | 4 (33%) | 17,17,17 | 1.49 | 4 (23%) |
| 4 | DHL | O | 601 | 1 | 2,3,3 | 0.72 | 0 | 1,2,2 | 0.08 | 0 |
| 5 | 5AD | F | 401 | 2 | 16,20,20 | 0.95 | 1 (6%) | 14,30,30 | 1.63 | 3 (21%) |
| 4 | DHL | D | 601 | - | 2,3,3 | 1.26 | 0 | 1,2,2 | 0.34 | 0 |
| 5 | 5AD | G | 401 | 2 | 16,20,20 | 1.02 | 1 (6%) | 14,30,30 | 1.73 | 3 (21%) |
| 4 | DHL | A | 601 | 1 | 2,3,3 | 1.04 | 0 | 1,2,2 | 0.17 | 0 |
| 2 | B12 | F | 301 | 5 | 91,101,101 | 1.51 | 9 (9%) | 140,166,166 | 1.97 | 22 (15%) |
| 5 | 5AD | H | 401 | 2 | 16,20,20 | 0.96 | 1 (6%) | 14,30,30 | 1.86 | 5 (35%) |
| 2 | B12 | E | 301 | 5 | 91,101,101 | 1.55 | 10 (10%) | 140,166,166 | 1.98 | 22 (15%) |
| 2 | B12 | G | 301 | 5 | 91,101,101 | 1.51 | 10 (10%) | 140,166,166 | 1.96 | 20 (14%) |
| 4 | DHL | N | 601 | - | 2,3,3 | 0.45 | 0 | 1,2,2 | 0.80 | 0 |
| 5 | 5AD | A | 401 | 2 | 16,20,20 | 0.97 | 1 (6%) | 14,30,30 | 1.57 | 3 (21%) |
| 2 | B12 | K | 301 | 5 | 91,101,101 | 1.51 | 10 (10%) | 140,166,166 | 2.01 | 21 (15%) |
| 4 | DHL | K | 601 | - | 2,3,3 | 1.34 | 0 | 1,2,2 | 0.02 | 0 |
| 3 | FLC | L | 501 | - | 12,12,12 | 1.51 | 2 (16%) | 17,17,17 | 1.43 | 3 (17%) |
| 4 | DHL | M | 601 | - | 2,3,3 | 1.13 | 0 | 1,2,2 | 0.03 | 0 |
| 4 | DHL | H | 601 | 1 | 2,3,3 | 0.64 | 0 | 1,2,2 | 1.53 | 0 |
| 4 | DHL | P | 601 | - | 2,3,3 | 0.89 | 0 | 1,2,2 | 0.13 | 0 |
| 5 | 5AD | G | 283 | - | 16,20,20 | 1.29 | 2 (12%) | 14,30,30 | 1.67 | 3 (21%) |
| 5 | 5AD | N | 401 | 2 | 16,20,20 | 0.94 | 1 (6%) | 14,30,30 | 1.70 | 3 (21%) |
| 2 | B12 | O | 301 | 5 | 91,101,101 | 1.50 | 10 (10%) | 140,166,166 | 1.96 | 21 (15%) |
| 5 | 5AD | D | 401 | 2 | 16,20,20 | 1.07 | 1 (6%) | 14,30,30 | 1.65 | 4 (28%) |
| 2 | B12 | A | 301 | 5 | 91,101,101 | 1.53 | 10 (10%) | 140,166,166 | 1.98 | 20 (14%) |
| 5 | 5AD | I | 283 | - | 16,20,20 | 1.18 | 2 (12%) | 14,30,30 | 1.54 | 2 (14%) |
| 5 | 5AD | J | 401 | 2 | 16,20,20 | 0.96 | 1 (6%) | 14,30,30 | 1.77 | 5 (35%) |
| 2 | B12 | D | 301 | 5 | 91,101,101 | 1.50 | 10 (10%) | 140,166,166 | 1.98 | 21 (15%) |
| 5 | 5AD | E | 401 | 2 | 16,20,20 | 1.02 | 1 (6%) | 14,30,30 | 1.84 | 4 (28%) |
| 3 | FLC | G | 501 | - | 12,12,12 | 1.52 | 4 (33%) | 17,17,17 | 1.35 | 3 (17%) |
| 2 | B12 | H | 301 | 5 | 91,101,101 | 1.51 | 11 (12%) | 140,166,166 | 2.01 | 19 (13%) |

| Mol | Type | Chain | Res | Link | Bond lengths | | | Bond angles | | |
|-----|------|-------|-----|------|--------------|------|----------|-------------|------|----------|
| | | | | | Counts | RMSZ | # Z > 2 | Counts | RMSZ | # Z > 2 |
| 3 | FLC | P | 501 | - | 12,12,12 | 1.46 | 2 (16%) | 17,17,17 | 1.47 | 3 (17%) |
| 3 | FLC | C | 501 | - | 12,12,12 | 1.51 | 3 (25%) | 17,17,17 | 1.42 | 2 (11%) |
| 4 | DHL | C | 601 | - | 2,3,3 | 0.61 | 0 | 1,2,2 | 0.42 | 0 |
| 5 | 5AD | O | 401 | 2 | 16,20,20 | 0.99 | 1 (6%) | 14,30,30 | 1.83 | 4 (28%) |

In the following table, the Chirals column lists the number of chiral outliers, the number of chiral centers analysed, the number of these observed in the model and the number defined in the Chemical Component Dictionary. Similar counts are reported in the Torsion and Rings columns. '-' means no outliers of that kind were identified.

| Mol | Type | Chain | Res | Link | Chirals | Torsions | Rings |
|-----|------|-------|-----|------|---------|--------------|-----------|
| 3 | FLC | O | 501 | - | - | 0/16/16/16 | - |
| 3 | FLC | F | 501 | - | - | 0/16/16/16 | - |
| 5 | 5AD | P | 401 | 2 | 1/1/4/4 | 0/0/20/20 | 0/3/3/3 |
| 5 | 5AD | C | 401 | 2 | 1/1/4/4 | 0/0/20/20 | 0/3/3/3 |
| 4 | DHL | G | 601 | 1 | - | 1/1/1/1 | - |
| 4 | DHL | L | 601 | - | - | 0/1/1/1 | - |
| 3 | FLC | N | 501 | - | - | 0/16/16/16 | - |
| 5 | 5AD | L | 401 | 2 | 1/1/4/4 | 0/0/20/20 | 0/3/3/3 |
| 2 | B12 | B | 301 | 5 | - | 6/52/223/223 | 0/3/11/11 |
| 3 | FLC | D | 501 | - | - | 0/16/16/16 | - |
| 4 | DHL | F | 601 | 1 | - | 1/1/1/1 | - |
| 5 | 5AD | M | 401 | 2 | 1/1/4/4 | 0/0/20/20 | 0/3/3/3 |
| 5 | 5AD | B | 401 | 2 | 1/1/4/4 | 0/0/20/20 | 0/3/3/3 |
| 5 | 5AD | K | 401 | 2 | 1/1/4/4 | 0/0/20/20 | 0/3/3/3 |
| 6 | EDO | P | 283 | - | - | 1/1/1/1 | - |
| 2 | B12 | L | 301 | 5 | - | 8/52/223/223 | 0/3/11/11 |
| 3 | FLC | J | 501 | - | - | 0/16/16/16 | - |
| 5 | 5AD | I | 401 | 2 | 1/1/4/4 | 0/0/20/20 | 0/3/3/3 |
| 2 | B12 | C | 301 | 5 | - | 6/52/223/223 | 0/3/11/11 |
| 3 | FLC | I | 501 | - | - | 0/16/16/16 | - |
| 4 | DHL | I | 601 | - | - | 1/1/1/1 | - |
| 2 | B12 | P | 301 | 5 | - | 7/52/223/223 | 0/3/11/11 |
| 3 | FLC | H | 501 | - | - | 0/16/16/16 | - |
| 2 | B12 | N | 301 | 5 | - | 7/52/223/223 | 0/3/11/11 |
| 6 | EDO | P | 284 | - | - | 0/1/1/1 | - |
| 2 | B12 | M | 301 | 5 | - | 7/52/223/223 | 0/3/11/11 |
| 3 | FLC | E | 501 | - | - | 0/16/16/16 | - |
| 2 | B12 | I | 301 | 5 | - | 7/52/223/223 | 0/3/11/11 |
| 3 | FLC | M | 501 | - | - | 0/16/16/16 | - |

Continued on next page...

Continued from previous page...

| Mol | Type | Chain | Res | Link | Chirals | Torsions | Rings |
|-----|------|-------|-----|------|---------|--------------|-----------|
| 4 | DHL | J | 601 | - | - | 0/1/1/1 | - |
| 6 | EDO | E | 283 | - | - | 1/1/1/1 | - |
| 3 | FLC | K | 501 | - | - | 0/16/16/16 | - |
| 2 | B12 | J | 301 | 5 | - | 8/52/223/223 | 0/3/11/11 |
| 5 | 5AD | F | 401 | 2 | 1/1/4/4 | 0/0/20/20 | 0/3/3/3 |
| 3 | FLC | A | 501 | - | - | 0/16/16/16 | - |
| 3 | FLC | B | 501 | - | - | 0/16/16/16 | - |
| 4 | DHL | O | 601 | 1 | - | 1/1/1/1 | - |
| 5 | 5AD | G | 401 | 2 | 1/1/4/4 | 0/0/20/20 | 0/3/3/3 |
| 4 | DHL | D | 601 | - | - | 1/1/1/1 | - |
| 4 | DHL | A | 601 | 1 | - | 0/1/1/1 | - |
| 2 | B12 | F | 301 | 5 | - | 7/52/223/223 | 0/3/11/11 |
| 5 | 5AD | H | 401 | 2 | 1/1/4/4 | 0/0/20/20 | 0/3/3/3 |
| 2 | B12 | E | 301 | 5 | - | 7/52/223/223 | 0/3/11/11 |
| 2 | B12 | G | 301 | 5 | - | 7/52/223/223 | 0/3/11/11 |
| 5 | 5AD | A | 401 | 2 | 1/1/4/4 | 0/0/20/20 | 0/3/3/3 |
| 5 | 5AD | G | 283 | - | 1/1/4/4 | 0/0/20/20 | 0/3/3/3 |
| 2 | B12 | K | 301 | 5 | - | 6/52/223/223 | 0/3/11/11 |
| 4 | DHL | K | 601 | - | - | 0/1/1/1 | - |
| 3 | FLC | L | 501 | - | - | 0/16/16/16 | - |
| 4 | DHL | M | 601 | - | - | 0/1/1/1 | - |
| 4 | DHL | H | 601 | 1 | - | 1/1/1/1 | - |
| 5 | 5AD | N | 401 | 2 | 1/1/4/4 | 0/0/20/20 | 0/3/3/3 |
| 4 | DHL | N | 601 | - | - | 1/1/1/1 | - |
| 4 | DHL | P | 601 | - | - | 1/1/1/1 | - |
| 5 | 5AD | D | 401 | 2 | 1/1/4/4 | 0/0/20/20 | 0/3/3/3 |
| 2 | B12 | O | 301 | 5 | - | 6/52/223/223 | 0/3/11/11 |
| 2 | B12 | A | 301 | 5 | - | 7/52/223/223 | 0/3/11/11 |
| 5 | 5AD | I | 283 | - | 1/1/4/4 | 0/0/20/20 | 0/3/3/3 |
| 5 | 5AD | J | 401 | 2 | 1/1/4/4 | 0/0/20/20 | 0/3/3/3 |
| 5 | 5AD | E | 401 | 2 | 1/1/4/4 | 0/0/20/20 | 0/3/3/3 |
| 2 | B12 | D | 301 | 5 | - | 8/52/223/223 | 0/3/11/11 |
| 3 | FLC | G | 501 | - | - | 0/16/16/16 | - |
| 2 | B12 | H | 301 | 5 | - | 7/52/223/223 | 0/3/11/11 |
| 3 | FLC | P | 501 | - | - | 0/16/16/16 | - |
| 3 | FLC | C | 501 | - | - | 0/16/16/16 | - |
| 4 | DHL | C | 601 | - | - | 0/1/1/1 | - |
| 5 | 5AD | O | 401 | 2 | 1/1/4/4 | 0/0/20/20 | 0/3/3/3 |

All (230) bond length outliers are listed below:

| Mol | Chain | Res | Type | Atoms | Z | Observed(Å) | Ideal(Å) |
|-----|-------|-----|------|---------|-------|-------------|----------|
| 2 | N | 301 | B12 | C19-N24 | -7.89 | 1.39 | 1.49 |
| 2 | E | 301 | B12 | C19-N24 | -7.73 | 1.39 | 1.49 |
| 2 | A | 301 | B12 | C19-N24 | -7.61 | 1.39 | 1.49 |
| 2 | C | 301 | B12 | C19-N24 | -7.58 | 1.39 | 1.49 |
| 2 | H | 301 | B12 | C19-N24 | -7.49 | 1.39 | 1.49 |
| 2 | I | 301 | B12 | C19-N24 | -7.47 | 1.39 | 1.49 |
| 2 | O | 301 | B12 | C19-N24 | -7.46 | 1.39 | 1.49 |
| 2 | F | 301 | B12 | C19-N24 | -7.37 | 1.39 | 1.49 |
| 2 | J | 301 | B12 | C19-N24 | -7.37 | 1.39 | 1.49 |
| 2 | B | 301 | B12 | C19-N24 | -7.37 | 1.39 | 1.49 |
| 2 | K | 301 | B12 | C19-N24 | -7.30 | 1.39 | 1.49 |
| 2 | L | 301 | B12 | C19-N24 | -7.26 | 1.40 | 1.49 |
| 2 | P | 301 | B12 | C19-N24 | -7.25 | 1.40 | 1.49 |
| 2 | D | 301 | B12 | C19-N24 | -7.21 | 1.40 | 1.49 |
| 2 | G | 301 | B12 | C19-N24 | -7.00 | 1.40 | 1.49 |
| 2 | M | 301 | B12 | C19-N24 | -6.96 | 1.40 | 1.49 |
| 2 | L | 301 | B12 | C14-N23 | 5.71 | 1.42 | 1.35 |
| 2 | M | 301 | B12 | C14-N23 | 5.47 | 1.42 | 1.35 |
| 2 | E | 301 | B12 | C14-N23 | 5.39 | 1.42 | 1.35 |
| 2 | F | 301 | B12 | C14-N23 | 5.38 | 1.42 | 1.35 |
| 2 | I | 301 | B12 | C14-N23 | 5.32 | 1.42 | 1.35 |
| 2 | K | 301 | B12 | C14-N23 | 5.31 | 1.42 | 1.35 |
| 2 | J | 301 | B12 | C14-N23 | 5.30 | 1.42 | 1.35 |
| 2 | P | 301 | B12 | C14-N23 | 5.29 | 1.42 | 1.35 |
| 2 | G | 301 | B12 | C14-N23 | 5.20 | 1.42 | 1.35 |
| 2 | N | 301 | B12 | C14-N23 | 5.19 | 1.42 | 1.35 |
| 2 | C | 301 | B12 | C14-N23 | 5.13 | 1.41 | 1.35 |
| 2 | O | 301 | B12 | C14-N23 | 5.10 | 1.41 | 1.35 |
| 2 | D | 301 | B12 | C14-N23 | 5.05 | 1.41 | 1.35 |
| 2 | A | 301 | B12 | C14-N23 | 5.05 | 1.41 | 1.35 |
| 2 | H | 301 | B12 | C14-N23 | 4.86 | 1.41 | 1.35 |
| 2 | B | 301 | B12 | C14-N23 | 4.85 | 1.41 | 1.35 |
| 2 | E | 301 | B12 | C9-N22 | 4.69 | 1.42 | 1.30 |
| 2 | N | 301 | B12 | C9-N22 | 4.68 | 1.42 | 1.30 |
| 2 | C | 301 | B12 | C9-N22 | 4.62 | 1.42 | 1.30 |
| 2 | K | 301 | B12 | C9-N22 | 4.60 | 1.42 | 1.30 |
| 2 | G | 301 | B12 | C9-N22 | 4.58 | 1.41 | 1.30 |
| 2 | B | 301 | B12 | C8B-C9B | 4.47 | 1.49 | 1.40 |
| 2 | H | 301 | B12 | C9-N22 | 4.44 | 1.41 | 1.30 |
| 2 | A | 301 | B12 | C9-N22 | 4.39 | 1.41 | 1.30 |
| 2 | B | 301 | B12 | C9-N22 | 4.37 | 1.41 | 1.30 |
| 2 | O | 301 | B12 | C9-N22 | 4.32 | 1.41 | 1.30 |
| 2 | I | 301 | B12 | C6B-C5B | 4.29 | 1.51 | 1.40 |

Continued on next page...

Continued from previous page...

| Mol | Chain | Res | Type | Atoms | Z | Observed(Å) | Ideal(Å) |
|-----|-------|-----|------|---------|-------|-------------|----------|
| 2 | J | 301 | B12 | C9-N22 | 4.28 | 1.41 | 1.30 |
| 2 | M | 301 | B12 | C9-N22 | 4.26 | 1.41 | 1.30 |
| 2 | D | 301 | B12 | C9-N22 | 4.24 | 1.41 | 1.30 |
| 2 | C | 301 | B12 | C8B-C9B | 4.23 | 1.49 | 1.40 |
| 2 | L | 301 | B12 | C9-N22 | 4.22 | 1.41 | 1.30 |
| 2 | P | 301 | B12 | C9-N22 | 4.19 | 1.40 | 1.30 |
| 2 | G | 301 | B12 | C6B-C5B | 4.19 | 1.51 | 1.40 |
| 2 | I | 301 | B12 | C8B-C9B | 4.18 | 1.49 | 1.40 |
| 2 | N | 301 | B12 | C8B-C9B | 4.14 | 1.49 | 1.40 |
| 2 | J | 301 | B12 | C8B-C9B | 4.14 | 1.49 | 1.40 |
| 2 | N | 301 | B12 | C6B-C5B | 4.14 | 1.50 | 1.40 |
| 2 | A | 301 | B12 | C8B-C9B | 4.13 | 1.48 | 1.40 |
| 2 | P | 301 | B12 | C8B-C9B | 4.13 | 1.48 | 1.40 |
| 2 | F | 301 | B12 | C9-N22 | 4.11 | 1.40 | 1.30 |
| 2 | H | 301 | B12 | C8B-C9B | 4.11 | 1.48 | 1.40 |
| 2 | I | 301 | B12 | C9-N22 | 4.10 | 1.40 | 1.30 |
| 2 | C | 301 | B12 | C6B-C5B | 4.09 | 1.50 | 1.40 |
| 2 | E | 301 | B12 | C6B-C5B | 4.08 | 1.50 | 1.40 |
| 2 | F | 301 | B12 | C6B-C5B | 4.07 | 1.50 | 1.40 |
| 2 | F | 301 | B12 | C8B-C9B | 4.07 | 1.48 | 1.40 |
| 2 | J | 301 | B12 | C6B-C5B | 4.05 | 1.50 | 1.40 |
| 2 | O | 301 | B12 | C8B-C9B | 4.03 | 1.48 | 1.40 |
| 2 | M | 301 | B12 | C8B-C9B | 4.02 | 1.48 | 1.40 |
| 2 | D | 301 | B12 | C8B-C9B | 3.99 | 1.48 | 1.40 |
| 2 | H | 301 | B12 | C6B-C5B | 3.98 | 1.50 | 1.40 |
| 2 | D | 301 | B12 | C6B-C5B | 3.98 | 1.50 | 1.40 |
| 2 | K | 301 | B12 | C6B-C5B | 3.94 | 1.50 | 1.40 |
| 2 | E | 301 | B12 | C8B-C9B | 3.90 | 1.48 | 1.40 |
| 2 | A | 301 | B12 | C6B-C5B | 3.90 | 1.50 | 1.40 |
| 2 | B | 301 | B12 | C6B-C5B | 3.90 | 1.50 | 1.40 |
| 2 | O | 301 | B12 | C6B-C5B | 3.87 | 1.50 | 1.40 |
| 2 | P | 301 | B12 | C6B-C5B | 3.87 | 1.50 | 1.40 |
| 2 | G | 301 | B12 | C8B-C9B | 3.84 | 1.48 | 1.40 |
| 2 | M | 301 | B12 | C6B-C5B | 3.83 | 1.50 | 1.40 |
| 2 | K | 301 | B12 | C8B-C9B | 3.79 | 1.48 | 1.40 |
| 3 | D | 501 | FLC | CA-CB | 3.78 | 1.58 | 1.54 |
| 2 | L | 301 | B12 | C8B-C9B | 3.74 | 1.48 | 1.40 |
| 2 | L | 301 | B12 | C6B-C5B | 3.73 | 1.49 | 1.40 |
| 2 | J | 301 | B12 | C18-C19 | -3.59 | 1.46 | 1.53 |
| 2 | B | 301 | B12 | C18-C19 | -3.47 | 1.46 | 1.53 |
| 2 | A | 301 | B12 | C16-C15 | -3.42 | 1.34 | 1.44 |
| 2 | L | 301 | B12 | C18-C19 | -3.36 | 1.46 | 1.53 |

Continued on next page...

Continued from previous page...

| Mol | Chain | Res | Type | Atoms | Z | Observed(Å) | Ideal(Å) |
|-----|-------|-----|------|---------|-------|-------------|----------|
| 2 | D | 301 | B12 | C18-C19 | -3.34 | 1.46 | 1.53 |
| 2 | B | 301 | B12 | C16-C15 | -3.32 | 1.35 | 1.44 |
| 2 | A | 301 | B12 | C18-C19 | -3.32 | 1.46 | 1.53 |
| 2 | I | 301 | B12 | C16-C15 | -3.31 | 1.35 | 1.44 |
| 2 | F | 301 | B12 | C16-C15 | -3.30 | 1.35 | 1.44 |
| 2 | O | 301 | B12 | C18-C19 | -3.29 | 1.46 | 1.53 |
| 2 | P | 301 | B12 | C18-C19 | -3.28 | 1.46 | 1.53 |
| 2 | E | 301 | B12 | C18-C19 | -3.27 | 1.46 | 1.53 |
| 2 | F | 301 | B12 | C18-C19 | -3.27 | 1.46 | 1.53 |
| 2 | D | 301 | B12 | C16-C15 | -3.23 | 1.35 | 1.44 |
| 2 | G | 301 | B12 | C16-C15 | -3.23 | 1.35 | 1.44 |
| 2 | G | 301 | B12 | C18-C19 | -3.21 | 1.47 | 1.53 |
| 5 | G | 283 | 5AD | O4'-C1' | 3.20 | 1.45 | 1.40 |
| 2 | C | 301 | B12 | C18-C19 | -3.20 | 1.47 | 1.53 |
| 2 | I | 301 | B12 | C18-C19 | -3.19 | 1.47 | 1.53 |
| 2 | C | 301 | B12 | C16-C15 | -3.19 | 1.35 | 1.44 |
| 3 | E | 501 | FLC | CA-CB | 3.19 | 1.57 | 1.54 |
| 2 | M | 301 | B12 | C16-C15 | -3.18 | 1.35 | 1.44 |
| 2 | P | 301 | B12 | C16-C15 | -3.17 | 1.35 | 1.44 |
| 2 | J | 301 | B12 | C16-C15 | -3.17 | 1.35 | 1.44 |
| 3 | K | 501 | FLC | CA-CB | 3.16 | 1.57 | 1.54 |
| 2 | K | 301 | B12 | C18-C19 | -3.15 | 1.47 | 1.53 |
| 2 | N | 301 | B12 | C18-C19 | -3.15 | 1.47 | 1.53 |
| 2 | E | 301 | B12 | C16-C15 | -3.14 | 1.35 | 1.44 |
| 2 | M | 301 | B12 | C18-C19 | -3.14 | 1.47 | 1.53 |
| 2 | L | 301 | B12 | C16-C15 | -3.13 | 1.35 | 1.44 |
| 2 | K | 301 | B12 | C16-C15 | -3.13 | 1.35 | 1.44 |
| 2 | N | 301 | B12 | C16-C15 | -3.11 | 1.35 | 1.44 |
| 2 | H | 301 | B12 | C18-C19 | -3.11 | 1.47 | 1.53 |
| 3 | J | 501 | FLC | OG2-CGC | -3.07 | 1.20 | 1.30 |
| 2 | O | 301 | B12 | C16-C15 | -3.04 | 1.36 | 1.44 |
| 3 | M | 501 | FLC | CA-CB | 3.02 | 1.57 | 1.54 |
| 2 | H | 301 | B12 | C16-C15 | -3.01 | 1.36 | 1.44 |
| 2 | F | 301 | B12 | C10-C9 | 2.97 | 1.47 | 1.39 |
| 3 | C | 501 | FLC | OG2-CGC | -2.95 | 1.21 | 1.30 |
| 2 | M | 301 | B12 | C10-C9 | 2.94 | 1.47 | 1.39 |
| 3 | J | 501 | FLC | OB1-CBC | 2.92 | 1.31 | 1.22 |
| 3 | H | 501 | FLC | OG2-CGC | -2.92 | 1.21 | 1.30 |
| 3 | I | 501 | FLC | OG2-CGC | -2.91 | 1.21 | 1.30 |
| 2 | G | 301 | B12 | C10-C9 | 2.91 | 1.47 | 1.39 |
| 2 | K | 301 | B12 | C10-C9 | 2.90 | 1.47 | 1.39 |
| 2 | L | 301 | B12 | C10-C9 | 2.89 | 1.47 | 1.39 |

Continued on next page...

Continued from previous page...

| Mol | Chain | Res | Type | Atoms | Z | Observed(Å) | Ideal(Å) |
|-----|-------|-----|------|---------|-------|-------------|----------|
| 3 | D | 501 | FLC | OG2-CGC | -2.88 | 1.21 | 1.30 |
| 3 | L | 501 | FLC | OG2-CGC | -2.88 | 1.21 | 1.30 |
| 2 | H | 301 | B12 | C10-C9 | 2.87 | 1.47 | 1.39 |
| 2 | O | 301 | B12 | C10-C9 | 2.85 | 1.47 | 1.39 |
| 3 | M | 501 | FLC | OG2-CGC | -2.85 | 1.21 | 1.30 |
| 2 | P | 301 | B12 | C10-C9 | 2.84 | 1.47 | 1.39 |
| 2 | E | 301 | B12 | C10-C9 | 2.82 | 1.47 | 1.39 |
| 2 | C | 301 | B12 | C10-C9 | 2.82 | 1.47 | 1.39 |
| 3 | E | 501 | FLC | OG2-CGC | -2.82 | 1.21 | 1.30 |
| 2 | J | 301 | B12 | C10-C9 | 2.81 | 1.47 | 1.39 |
| 3 | P | 501 | FLC | OB1-CBC | 2.80 | 1.30 | 1.22 |
| 3 | K | 501 | FLC | OG2-CGC | -2.79 | 1.21 | 1.30 |
| 2 | A | 301 | B12 | O6R-C1R | 2.78 | 1.44 | 1.40 |
| 3 | F | 501 | FLC | OG2-CGC | -2.78 | 1.21 | 1.30 |
| 2 | I | 301 | B12 | C10-C9 | 2.78 | 1.47 | 1.39 |
| 2 | D | 301 | B12 | C10-C9 | 2.77 | 1.47 | 1.39 |
| 3 | O | 501 | FLC | OG2-CGC | -2.77 | 1.21 | 1.30 |
| 3 | A | 501 | FLC | OB1-CBC | 2.77 | 1.30 | 1.22 |
| 3 | F | 501 | FLC | OB1-CBC | 2.77 | 1.30 | 1.22 |
| 3 | A | 501 | FLC | OG2-CGC | -2.76 | 1.21 | 1.30 |
| 5 | K | 401 | 5AD | C2-N3 | 2.73 | 1.36 | 1.32 |
| 5 | I | 401 | 5AD | C2-N3 | 2.72 | 1.36 | 1.32 |
| 2 | N | 301 | B12 | C10-C9 | 2.71 | 1.46 | 1.39 |
| 2 | A | 301 | B12 | C10-C9 | 2.71 | 1.46 | 1.39 |
| 5 | I | 283 | 5AD | O4'-C1' | 2.70 | 1.44 | 1.40 |
| 5 | J | 401 | 5AD | C2-N3 | 2.69 | 1.36 | 1.32 |
| 5 | G | 283 | 5AD | C2-N3 | 2.69 | 1.36 | 1.32 |
| 3 | G | 501 | FLC | OG2-CGC | -2.67 | 1.22 | 1.30 |
| 3 | G | 501 | FLC | OB1-CBC | 2.67 | 1.30 | 1.22 |
| 3 | P | 501 | FLC | OG2-CGC | -2.66 | 1.22 | 1.30 |
| 5 | E | 401 | 5AD | C2-N3 | 2.66 | 1.36 | 1.32 |
| 2 | B | 301 | B12 | C10-C9 | 2.65 | 1.46 | 1.39 |
| 5 | D | 401 | 5AD | C2-N3 | 2.62 | 1.36 | 1.32 |
| 3 | G | 501 | FLC | CA-CB | 2.62 | 1.57 | 1.54 |
| 2 | P | 301 | B12 | O6R-C1R | 2.62 | 1.44 | 1.40 |
| 3 | N | 501 | FLC | OG2-CGC | -2.59 | 1.22 | 1.30 |
| 5 | L | 401 | 5AD | C2-N3 | 2.57 | 1.36 | 1.32 |
| 2 | E | 301 | B12 | O6R-C1R | 2.56 | 1.44 | 1.40 |
| 2 | B | 301 | B12 | O6R-C1R | 2.54 | 1.44 | 1.40 |
| 2 | I | 301 | B12 | O6R-C1R | 2.52 | 1.44 | 1.40 |
| 2 | D | 301 | B12 | C11-N23 | 2.50 | 1.41 | 1.36 |
| 3 | I | 501 | FLC | OB1-CBC | 2.50 | 1.29 | 1.22 |

Continued on next page...

Continued from previous page...

| Mol | Chain | Res | Type | Atoms | Z | Observed(Å) | Ideal(Å) |
|-----|-------|-----|------|---------|-------|-------------|----------|
| 4 | L | 601 | DHL | CB-SG | 2.49 | 1.90 | 1.80 |
| 5 | C | 401 | 5AD | C2-N3 | 2.48 | 1.35 | 1.32 |
| 2 | J | 301 | B12 | C17-C18 | 2.46 | 1.59 | 1.54 |
| 2 | G | 301 | B12 | C11-N23 | 2.46 | 1.41 | 1.36 |
| 3 | O | 501 | FLC | OB1-CBC | 2.43 | 1.29 | 1.22 |
| 3 | A | 501 | FLC | OA2-CAC | -2.42 | 1.22 | 1.30 |
| 3 | F | 501 | FLC | CA-CB | 2.42 | 1.57 | 1.54 |
| 5 | I | 283 | 5AD | C2-N3 | 2.42 | 1.35 | 1.32 |
| 5 | B | 401 | 5AD | C2-N3 | 2.42 | 1.35 | 1.32 |
| 5 | G | 401 | 5AD | C2-N3 | 2.41 | 1.35 | 1.32 |
| 2 | J | 301 | B12 | O6R-C1R | 2.39 | 1.44 | 1.40 |
| 3 | H | 501 | FLC | OB1-CBC | 2.38 | 1.29 | 1.22 |
| 3 | B | 501 | FLC | OG2-CGC | -2.38 | 1.23 | 1.30 |
| 3 | C | 501 | FLC | OB1-CBC | 2.37 | 1.29 | 1.22 |
| 2 | A | 301 | B12 | C11-N23 | 2.35 | 1.41 | 1.36 |
| 2 | C | 301 | B12 | C11-N23 | 2.35 | 1.41 | 1.36 |
| 5 | P | 401 | 5AD | C2-N3 | 2.32 | 1.35 | 1.32 |
| 2 | E | 301 | B12 | C11-N23 | 2.32 | 1.41 | 1.36 |
| 2 | K | 301 | B12 | C11-N23 | 2.31 | 1.41 | 1.36 |
| 2 | P | 301 | B12 | C11-N23 | 2.31 | 1.41 | 1.36 |
| 2 | O | 301 | B12 | C11-N23 | 2.31 | 1.41 | 1.36 |
| 5 | A | 401 | 5AD | C2-N3 | 2.29 | 1.35 | 1.32 |
| 5 | H | 401 | 5AD | C2-N3 | 2.29 | 1.35 | 1.32 |
| 3 | E | 501 | FLC | OB1-CBC | 2.28 | 1.29 | 1.22 |
| 5 | N | 401 | 5AD | C2-N3 | 2.27 | 1.35 | 1.32 |
| 2 | J | 301 | B12 | C11-N23 | 2.27 | 1.41 | 1.36 |
| 3 | M | 501 | FLC | OB1-CBC | 2.26 | 1.29 | 1.22 |
| 4 | J | 601 | DHL | CB-SG | 2.25 | 1.89 | 1.80 |
| 3 | I | 501 | FLC | CA-CB | 2.24 | 1.56 | 1.54 |
| 3 | I | 501 | FLC | OA2-CAC | -2.24 | 1.23 | 1.30 |
| 3 | J | 501 | FLC | CA-CB | 2.23 | 1.56 | 1.54 |
| 3 | K | 501 | FLC | OA2-CAC | -2.22 | 1.23 | 1.30 |
| 3 | C | 501 | FLC | CG-CB | 2.22 | 1.56 | 1.54 |
| 3 | J | 501 | FLC | OA2-CAC | -2.22 | 1.23 | 1.30 |
| 2 | I | 301 | B12 | C11-N23 | 2.21 | 1.41 | 1.36 |
| 3 | O | 501 | FLC | OA2-CAC | -2.21 | 1.23 | 1.30 |
| 2 | I | 301 | B12 | C17-C18 | 2.21 | 1.58 | 1.54 |
| 2 | B | 301 | B12 | C11-N23 | 2.19 | 1.41 | 1.36 |
| 5 | F | 401 | 5AD | C2-N3 | 2.18 | 1.35 | 1.32 |
| 5 | O | 401 | 5AD | C2-N3 | 2.17 | 1.35 | 1.32 |
| 2 | H | 301 | B12 | O6R-C1R | 2.17 | 1.43 | 1.40 |
| 2 | K | 301 | B12 | O6R-C1R | 2.17 | 1.43 | 1.40 |

Continued on next page...

Continued from previous page...

| Mol | Chain | Res | Type | Atoms | Z | Observed(Å) | Ideal(Å) |
|-----|-------|-----|------|---------|-------|-------------|----------|
| 2 | H | 301 | B12 | C17-C18 | 2.16 | 1.58 | 1.54 |
| 2 | B | 301 | B12 | C17-C18 | 2.16 | 1.58 | 1.54 |
| 2 | P | 301 | B12 | C17-C18 | 2.16 | 1.58 | 1.54 |
| 3 | H | 501 | FLC | OA2-CAC | -2.15 | 1.23 | 1.30 |
| 3 | B | 501 | FLC | CG-CB | 2.14 | 1.56 | 1.54 |
| 3 | B | 501 | FLC | CA-CB | 2.13 | 1.56 | 1.54 |
| 2 | F | 301 | B12 | C17-C18 | 2.13 | 1.58 | 1.54 |
| 2 | C | 301 | B12 | C17-C18 | 2.13 | 1.58 | 1.54 |
| 3 | N | 501 | FLC | OB1-CBC | 2.13 | 1.28 | 1.22 |
| 2 | H | 301 | B12 | C11-N23 | 2.11 | 1.40 | 1.36 |
| 2 | N | 301 | B12 | C17-C18 | 2.10 | 1.58 | 1.54 |
| 3 | B | 501 | FLC | OA2-CAC | -2.10 | 1.23 | 1.30 |
| 2 | N | 301 | B12 | O6R-C1R | 2.09 | 1.43 | 1.40 |
| 2 | D | 301 | B12 | C17-C18 | 2.07 | 1.58 | 1.54 |
| 2 | G | 301 | B12 | O6R-C1R | 2.06 | 1.43 | 1.40 |
| 2 | O | 301 | B12 | O6R-C1R | 2.06 | 1.43 | 1.40 |
| 3 | G | 501 | FLC | OA2-CAC | -2.05 | 1.24 | 1.30 |
| 5 | M | 401 | 5AD | C2-N3 | 2.02 | 1.35 | 1.32 |
| 3 | L | 501 | FLC | CA-CB | 2.02 | 1.56 | 1.54 |

All (433) bond angle outliers are listed below:

| Mol | Chain | Res | Type | Atoms | Z | Observed(°) | Ideal(°) |
|-----|-------|-----|------|------------|-------|-------------|----------|
| 2 | C | 301 | B12 | C20-C1-C19 | -8.93 | 100.75 | 109.35 |
| 2 | K | 301 | B12 | C20-C1-C19 | -8.41 | 101.25 | 109.35 |
| 2 | H | 301 | B12 | C20-C1-C19 | -8.38 | 101.28 | 109.35 |
| 2 | B | 301 | B12 | C20-C1-C19 | -8.27 | 101.39 | 109.35 |
| 2 | C | 301 | B12 | C2-C1-C19 | 8.18 | 131.34 | 118.61 |
| 2 | M | 301 | B12 | C20-C1-C19 | -8.15 | 101.51 | 109.35 |
| 2 | A | 301 | B12 | C20-C1-C19 | -8.07 | 101.58 | 109.35 |
| 2 | E | 301 | B12 | C20-C1-C19 | -8.06 | 101.59 | 109.35 |
| 2 | K | 301 | B12 | C2-C1-C19 | 8.05 | 131.13 | 118.61 |
| 2 | B | 301 | B12 | C2-C1-C19 | 8.04 | 131.12 | 118.61 |
| 2 | D | 301 | B12 | C20-C1-C19 | -8.03 | 101.62 | 109.35 |
| 2 | L | 301 | B12 | C20-C1-C19 | -7.99 | 101.66 | 109.35 |
| 2 | G | 301 | B12 | C2-C1-C19 | 7.98 | 131.03 | 118.61 |
| 2 | O | 301 | B12 | C2-C1-C19 | 7.98 | 131.03 | 118.61 |
| 2 | P | 301 | B12 | C2-C1-C19 | 7.95 | 130.98 | 118.61 |
| 2 | P | 301 | B12 | C20-C1-C19 | -7.95 | 101.70 | 109.35 |
| 2 | F | 301 | B12 | C2-C1-C19 | 7.93 | 130.94 | 118.61 |
| 2 | N | 301 | B12 | C2-C1-C19 | 7.91 | 130.92 | 118.61 |
| 2 | N | 301 | B12 | C20-C1-C19 | -7.91 | 101.73 | 109.35 |

Continued on next page...

Continued from previous page...

| Mol | Chain | Res | Type | Atoms | Z | Observed(°) | Ideal(°) |
|-----|-------|-----|------|-------------|-------|-------------|----------|
| 2 | E | 301 | B12 | C2-C1-C19 | 7.88 | 130.86 | 118.61 |
| 2 | H | 301 | B12 | C17-C18-C19 | -7.86 | 90.46 | 102.36 |
| 2 | M | 301 | B12 | C2-C1-C19 | 7.86 | 130.83 | 118.61 |
| 2 | A | 301 | B12 | C2-C1-C19 | 7.85 | 130.83 | 118.61 |
| 2 | N | 301 | B12 | C17-C18-C19 | -7.82 | 90.51 | 102.36 |
| 2 | F | 301 | B12 | C20-C1-C19 | -7.81 | 101.83 | 109.35 |
| 2 | I | 301 | B12 | C2-C1-C19 | 7.80 | 130.74 | 118.61 |
| 2 | P | 301 | B12 | C17-C18-C19 | -7.78 | 90.58 | 102.36 |
| 2 | H | 301 | B12 | C2-C1-C19 | 7.74 | 130.66 | 118.61 |
| 2 | L | 301 | B12 | C2-C1-C19 | 7.71 | 130.61 | 118.61 |
| 2 | K | 301 | B12 | C17-C18-C19 | -7.70 | 90.70 | 102.36 |
| 2 | L | 301 | B12 | C17-C18-C19 | -7.68 | 90.72 | 102.36 |
| 2 | C | 301 | B12 | C17-C18-C19 | -7.67 | 90.74 | 102.36 |
| 2 | B | 301 | B12 | C17-C18-C19 | -7.66 | 90.75 | 102.36 |
| 2 | I | 301 | B12 | C20-C1-C19 | -7.64 | 101.99 | 109.35 |
| 2 | O | 301 | B12 | C17-C18-C19 | -7.64 | 90.79 | 102.36 |
| 2 | G | 301 | B12 | C17-C18-C19 | -7.63 | 90.80 | 102.36 |
| 2 | F | 301 | B12 | C17-C18-C19 | -7.62 | 90.82 | 102.36 |
| 2 | I | 301 | B12 | C17-C18-C19 | -7.61 | 90.83 | 102.36 |
| 2 | D | 301 | B12 | C2-C1-C19 | 7.61 | 130.44 | 118.61 |
| 2 | M | 301 | B12 | C17-C18-C19 | -7.61 | 90.84 | 102.36 |
| 2 | E | 301 | B12 | C17-C18-C19 | -7.59 | 90.87 | 102.36 |
| 2 | A | 301 | B12 | C17-C18-C19 | -7.58 | 90.88 | 102.36 |
| 2 | J | 301 | B12 | C2-C1-C19 | 7.48 | 130.25 | 118.61 |
| 2 | O | 301 | B12 | C20-C1-C19 | -7.46 | 102.17 | 109.35 |
| 2 | J | 301 | B12 | C17-C18-C19 | -7.46 | 91.06 | 102.36 |
| 2 | D | 301 | B12 | C17-C18-C19 | -7.45 | 91.07 | 102.36 |
| 2 | G | 301 | B12 | C20-C1-C19 | -7.29 | 102.33 | 109.35 |
| 2 | J | 301 | B12 | C20-C1-C19 | -7.23 | 102.39 | 109.35 |
| 2 | H | 301 | B12 | C19-N24-C16 | -6.74 | 99.92 | 107.29 |
| 2 | L | 301 | B12 | C19-N24-C16 | -6.64 | 100.03 | 107.29 |
| 2 | I | 301 | B12 | C19-N24-C16 | -6.57 | 100.11 | 107.29 |
| 2 | B | 301 | B12 | C19-N24-C16 | -6.55 | 100.13 | 107.29 |
| 2 | C | 301 | B12 | C19-N24-C16 | -6.53 | 100.15 | 107.29 |
| 2 | K | 301 | B12 | C19-N24-C16 | -6.50 | 100.19 | 107.29 |
| 2 | D | 301 | B12 | C19-N24-C16 | -6.47 | 100.22 | 107.29 |
| 2 | M | 301 | B12 | C19-N24-C16 | -6.38 | 100.32 | 107.29 |
| 2 | A | 301 | B12 | C17-C16-N24 | -6.37 | 101.45 | 111.17 |
| 2 | P | 301 | B12 | C17-C16-N24 | -6.33 | 101.51 | 111.17 |
| 2 | E | 301 | B12 | C17-C16-N24 | -6.33 | 101.52 | 111.17 |
| 2 | O | 301 | B12 | C19-N24-C16 | -6.30 | 100.40 | 107.29 |
| 2 | G | 301 | B12 | C17-C16-N24 | -6.28 | 101.58 | 111.17 |

Continued on next page...

Continued from previous page...

| Mol | Chain | Res | Type | Atoms | Z | Observed(°) | Ideal(°) |
|-----|-------|-----|------|-------------|-------|-------------|----------|
| 2 | N | 301 | B12 | C17-C16-N24 | -6.26 | 101.61 | 111.17 |
| 2 | J | 301 | B12 | C17-C16-N24 | -6.26 | 101.61 | 111.17 |
| 2 | F | 301 | B12 | C17-C16-N24 | -6.22 | 101.67 | 111.17 |
| 2 | K | 301 | B12 | C17-C16-N24 | -6.18 | 101.74 | 111.17 |
| 2 | J | 301 | B12 | C19-N24-C16 | -6.16 | 100.56 | 107.29 |
| 2 | B | 301 | B12 | C17-C16-N24 | -6.15 | 101.78 | 111.17 |
| 2 | O | 301 | B12 | C17-C16-N24 | -6.10 | 101.86 | 111.17 |
| 2 | D | 301 | B12 | C17-C16-N24 | -6.08 | 101.89 | 111.17 |
| 2 | L | 301 | B12 | C17-C16-N24 | -6.08 | 101.89 | 111.17 |
| 2 | A | 301 | B12 | C19-N24-C16 | -6.07 | 100.65 | 107.29 |
| 2 | E | 301 | B12 | C19-N24-C16 | -6.07 | 100.66 | 107.29 |
| 2 | G | 301 | B12 | C19-N24-C16 | -6.06 | 100.67 | 107.29 |
| 2 | M | 301 | B12 | C17-C16-N24 | -6.06 | 101.93 | 111.17 |
| 2 | P | 301 | B12 | C19-N24-C16 | -6.04 | 100.68 | 107.29 |
| 2 | I | 301 | B12 | C17-C16-N24 | -6.03 | 101.97 | 111.17 |
| 2 | C | 301 | B12 | C17-C16-N24 | -6.01 | 102.00 | 111.17 |
| 2 | H | 301 | B12 | C17-C16-N24 | -5.99 | 102.03 | 111.17 |
| 2 | F | 301 | B12 | C19-N24-C16 | -5.91 | 100.83 | 107.29 |
| 2 | N | 301 | B12 | C19-N24-C16 | -5.91 | 100.83 | 107.29 |
| 2 | A | 301 | B12 | C20-C1-N21 | -5.75 | 100.75 | 110.26 |
| 2 | P | 301 | B12 | C18-C17-C16 | 5.74 | 107.61 | 100.69 |
| 2 | N | 301 | B12 | C20-C1-N21 | -5.72 | 100.80 | 110.26 |
| 2 | G | 301 | B12 | C18-C17-C16 | 5.66 | 107.52 | 100.69 |
| 2 | A | 301 | B12 | C18-C17-C16 | 5.65 | 107.51 | 100.69 |
| 2 | N | 301 | B12 | C18-C17-C16 | 5.64 | 107.49 | 100.69 |
| 2 | L | 301 | B12 | C18-C17-C16 | 5.62 | 107.47 | 100.69 |
| 2 | K | 301 | B12 | C18-C17-C16 | 5.61 | 107.45 | 100.69 |
| 2 | K | 301 | B12 | C20-C1-N21 | -5.60 | 101.00 | 110.26 |
| 2 | D | 301 | B12 | C20-C1-N21 | -5.59 | 101.02 | 110.26 |
| 2 | I | 301 | B12 | C20-C1-N21 | -5.58 | 101.03 | 110.26 |
| 2 | M | 301 | B12 | C18-C17-C16 | 5.56 | 107.39 | 100.69 |
| 2 | E | 301 | B12 | C18-C17-C16 | 5.55 | 107.39 | 100.69 |
| 2 | B | 301 | B12 | C18-C17-C16 | 5.55 | 107.38 | 100.69 |
| 2 | B | 301 | B12 | C20-C1-N21 | -5.55 | 101.09 | 110.26 |
| 2 | H | 301 | B12 | C18-C17-C16 | 5.54 | 107.37 | 100.69 |
| 2 | J | 301 | B12 | C20-C1-N21 | -5.54 | 101.10 | 110.26 |
| 2 | O | 301 | B12 | C18-C17-C16 | 5.47 | 107.29 | 100.69 |
| 2 | F | 301 | B12 | C18-C17-C16 | 5.47 | 107.29 | 100.69 |
| 2 | H | 301 | B12 | C20-C1-N21 | -5.44 | 101.27 | 110.26 |
| 2 | J | 301 | B12 | C18-C17-C16 | 5.44 | 107.24 | 100.69 |
| 2 | P | 301 | B12 | C20-C1-N21 | -5.41 | 101.32 | 110.26 |
| 2 | E | 301 | B12 | C20-C1-N21 | -5.40 | 101.34 | 110.26 |

Continued on next page...

Continued from previous page...

| Mol | Chain | Res | Type | Atoms | Z | Observed(°) | Ideal(°) |
|-----|-------|-----|------|-------------|-------|-------------|----------|
| 2 | C | 301 | B12 | C18-C17-C16 | 5.37 | 107.17 | 100.69 |
| 2 | L | 301 | B12 | C20-C1-N21 | -5.35 | 101.41 | 110.26 |
| 2 | O | 301 | B12 | C20-C1-N21 | -5.31 | 101.47 | 110.26 |
| 2 | D | 301 | B12 | C18-C17-C16 | 5.31 | 107.09 | 100.69 |
| 2 | C | 301 | B12 | C20-C1-N21 | -5.30 | 101.49 | 110.26 |
| 2 | I | 301 | B12 | C18-C17-C16 | 5.28 | 107.06 | 100.69 |
| 2 | M | 301 | B12 | C20-C1-N21 | -5.23 | 101.61 | 110.26 |
| 2 | F | 301 | B12 | C20-C1-N21 | -5.09 | 101.85 | 110.26 |
| 2 | G | 301 | B12 | C20-C1-N21 | -5.09 | 101.85 | 110.26 |
| 2 | H | 301 | B12 | C18-C19-N24 | 4.91 | 109.71 | 102.33 |
| 2 | B | 301 | B12 | C18-C19-N24 | 4.84 | 109.60 | 102.33 |
| 2 | K | 301 | B12 | C18-C19-N24 | 4.84 | 109.60 | 102.33 |
| 2 | I | 301 | B12 | C18-C19-N24 | 4.82 | 109.58 | 102.33 |
| 2 | C | 301 | B12 | C18-C19-N24 | 4.78 | 109.52 | 102.33 |
| 2 | L | 301 | B12 | C18-C19-N24 | 4.70 | 109.40 | 102.33 |
| 2 | N | 301 | B12 | C18-C19-N24 | 4.68 | 109.37 | 102.33 |
| 2 | P | 301 | B12 | C18-C19-N24 | 4.65 | 109.31 | 102.33 |
| 5 | G | 283 | 5AD | N3-C2-N1 | -4.63 | 122.39 | 128.67 |
| 2 | E | 301 | B12 | C18-C19-N24 | 4.59 | 109.22 | 102.33 |
| 2 | D | 301 | B12 | C18-C19-N24 | 4.57 | 109.20 | 102.33 |
| 2 | O | 301 | B12 | C18-C19-N24 | 4.52 | 109.12 | 102.33 |
| 2 | J | 301 | B12 | C18-C19-N24 | 4.50 | 109.09 | 102.33 |
| 2 | D | 301 | B12 | C19-C1-N21 | 4.46 | 106.73 | 102.14 |
| 2 | A | 301 | B12 | C18-C19-N24 | 4.44 | 109.00 | 102.33 |
| 2 | M | 301 | B12 | C18-C19-N24 | 4.42 | 108.98 | 102.33 |
| 2 | F | 301 | B12 | C18-C19-N24 | 4.41 | 108.96 | 102.33 |
| 2 | G | 301 | B12 | C18-C19-N24 | 4.35 | 108.87 | 102.33 |
| 5 | E | 401 | 5AD | N3-C2-N1 | -4.28 | 122.87 | 128.67 |
| 2 | H | 301 | B12 | C19-C1-N21 | 4.27 | 106.54 | 102.14 |
| 5 | I | 283 | 5AD | N3-C2-N1 | -4.21 | 122.95 | 128.67 |
| 5 | N | 401 | 5AD | N3-C2-N1 | -4.21 | 122.95 | 128.67 |
| 5 | G | 401 | 5AD | N3-C2-N1 | -4.19 | 122.99 | 128.67 |
| 2 | B | 301 | B12 | C19-C1-N21 | 4.17 | 106.44 | 102.14 |
| 2 | N | 301 | B12 | C19-C1-N21 | 4.14 | 106.41 | 102.14 |
| 5 | B | 401 | 5AD | N3-C2-N1 | -4.11 | 123.09 | 128.67 |
| 2 | C | 301 | B12 | C19-C1-N21 | 4.09 | 106.35 | 102.14 |
| 2 | M | 301 | B12 | C19-C1-N21 | 4.07 | 106.33 | 102.14 |
| 2 | A | 301 | B12 | C19-C1-N21 | 4.06 | 106.32 | 102.14 |
| 5 | D | 401 | 5AD | N3-C2-N1 | -4.03 | 123.21 | 128.67 |
| 5 | L | 401 | 5AD | N3-C2-N1 | -4.01 | 123.22 | 128.67 |
| 3 | C | 501 | FLC | OB2-CBC-CB | 4.01 | 120.83 | 113.14 |
| 2 | J | 301 | B12 | C19-C1-N21 | 4.01 | 106.27 | 102.14 |

Continued on next page...

Continued from previous page...

| Mol | Chain | Res | Type | Atoms | Z | Observed(°) | Ideal(°) |
|-----|-------|-----|------|-------------|-------|-------------|----------|
| 2 | B | 301 | B12 | C15-C14-N23 | -3.94 | 121.52 | 126.26 |
| 5 | I | 401 | 5AD | N3-C2-N1 | -3.94 | 123.33 | 128.67 |
| 3 | I | 501 | FLC | OB2-CBC-CB | 3.93 | 120.67 | 113.14 |
| 3 | N | 501 | FLC | OB2-CBC-CB | 3.92 | 120.66 | 113.14 |
| 2 | K | 301 | B12 | C15-C14-N23 | -3.91 | 121.55 | 126.26 |
| 5 | H | 401 | 5AD | N3-C2-N1 | -3.90 | 123.37 | 128.67 |
| 5 | F | 401 | 5AD | N3-C2-N1 | -3.90 | 123.38 | 128.67 |
| 2 | E | 301 | B12 | C15-C14-N23 | -3.88 | 121.58 | 126.26 |
| 2 | L | 301 | B12 | C19-C1-N21 | 3.88 | 106.13 | 102.14 |
| 2 | C | 301 | B12 | C15-C14-N23 | -3.85 | 121.61 | 126.26 |
| 3 | K | 501 | FLC | OB2-CBC-CB | 3.85 | 120.52 | 113.14 |
| 5 | K | 401 | 5AD | N3-C2-N1 | -3.84 | 123.46 | 128.67 |
| 2 | E | 301 | B12 | C19-C1-N21 | 3.83 | 106.08 | 102.14 |
| 5 | J | 401 | 5AD | N3-C2-N1 | -3.82 | 123.48 | 128.67 |
| 2 | A | 301 | B12 | C15-C14-N23 | -3.81 | 121.66 | 126.26 |
| 3 | M | 501 | FLC | OB2-CBC-CB | 3.80 | 120.44 | 113.14 |
| 5 | O | 401 | 5AD | N3-C2-N1 | -3.79 | 123.52 | 128.67 |
| 5 | M | 401 | 5AD | N3-C2-N1 | -3.79 | 123.53 | 128.67 |
| 2 | I | 301 | B12 | C19-C1-N21 | 3.78 | 106.03 | 102.14 |
| 2 | G | 301 | B12 | C15-C14-N23 | -3.78 | 121.70 | 126.26 |
| 3 | P | 501 | FLC | OB2-CBC-CB | 3.77 | 120.38 | 113.14 |
| 2 | P | 301 | B12 | C19-C1-N21 | 3.77 | 106.02 | 102.14 |
| 2 | G | 301 | B12 | C20-C1-C2 | -3.77 | 107.07 | 113.28 |
| 5 | A | 401 | 5AD | N3-C2-N1 | -3.77 | 123.56 | 128.67 |
| 2 | J | 301 | B12 | C15-C14-N23 | -3.75 | 121.75 | 126.26 |
| 2 | K | 301 | B12 | C19-C1-N21 | 3.73 | 105.98 | 102.14 |
| 2 | O | 301 | B12 | C19-C1-N21 | 3.72 | 105.97 | 102.14 |
| 5 | C | 401 | 5AD | N3-C2-N1 | -3.71 | 123.64 | 128.67 |
| 2 | G | 301 | B12 | C19-C1-N21 | 3.69 | 105.94 | 102.14 |
| 2 | I | 301 | B12 | C15-C14-N23 | -3.68 | 121.82 | 126.26 |
| 2 | F | 301 | B12 | C19-C1-N21 | 3.68 | 105.93 | 102.14 |
| 2 | F | 301 | B12 | C15-C14-N23 | -3.68 | 121.83 | 126.26 |
| 2 | D | 301 | B12 | C15-C14-N23 | -3.67 | 121.83 | 126.26 |
| 5 | P | 401 | 5AD | N3-C2-N1 | -3.66 | 123.71 | 128.67 |
| 2 | N | 301 | B12 | C15-C14-N23 | -3.62 | 121.90 | 126.26 |
| 2 | P | 301 | B12 | C15-C14-N23 | -3.62 | 121.90 | 126.26 |
| 3 | H | 501 | FLC | OB2-CBC-CB | 3.61 | 120.06 | 113.14 |
| 3 | L | 501 | FLC | OB2-CBC-CB | 3.55 | 119.95 | 113.14 |
| 2 | L | 301 | B12 | C15-C14-N23 | -3.51 | 122.02 | 126.26 |
| 2 | F | 301 | B12 | C20-C1-C2 | -3.51 | 107.50 | 113.28 |
| 2 | O | 301 | B12 | C15-C14-N23 | -3.50 | 122.03 | 126.26 |
| 2 | M | 301 | B12 | C15-C14-N23 | -3.50 | 122.05 | 126.26 |

Continued on next page...

Continued from previous page...

| Mol | Chain | Res | Type | Atoms | Z | Observed(°) | Ideal(°) |
|-----|-------|-----|------|-------------|-------|-------------|----------|
| 2 | O | 301 | B12 | C20-C1-C2 | -3.50 | 107.52 | 113.28 |
| 2 | H | 301 | B12 | C15-C14-N23 | -3.48 | 122.07 | 126.26 |
| 2 | N | 301 | B12 | C20-C1-C2 | -3.40 | 107.67 | 113.28 |
| 2 | J | 301 | B12 | C7-C8-C9 | 3.40 | 105.20 | 100.89 |
| 2 | E | 301 | B12 | C20-C1-C2 | -3.39 | 107.68 | 113.28 |
| 3 | D | 501 | FLC | OB2-CBC-CB | 3.39 | 119.64 | 113.14 |
| 3 | B | 501 | FLC | OB2-CBC-CB | 3.37 | 119.60 | 113.14 |
| 3 | E | 501 | FLC | OB2-CBC-CB | 3.36 | 119.59 | 113.14 |
| 2 | P | 301 | B12 | C20-C1-C2 | -3.34 | 107.77 | 113.28 |
| 2 | B | 301 | B12 | C20-C1-C2 | -3.33 | 107.80 | 113.28 |
| 2 | A | 301 | B12 | C20-C1-C2 | -3.31 | 107.82 | 113.28 |
| 5 | O | 401 | 5AD | N6-C6-N1 | 3.30 | 125.39 | 118.33 |
| 2 | K | 301 | B12 | C9-C10-C11 | -3.29 | 121.27 | 125.97 |
| 2 | C | 301 | B12 | C20-C1-C2 | -3.28 | 107.88 | 113.28 |
| 2 | D | 301 | B12 | C20-C1-C2 | -3.27 | 107.88 | 113.28 |
| 2 | F | 301 | B12 | C41-C8-C7 | 3.27 | 123.19 | 114.19 |
| 2 | I | 301 | B12 | C20-C1-C2 | -3.27 | 107.90 | 113.28 |
| 2 | H | 301 | B12 | C20-C1-C2 | -3.24 | 107.93 | 113.28 |
| 2 | M | 301 | B12 | C20-C1-C2 | -3.24 | 107.94 | 113.28 |
| 3 | O | 501 | FLC | OB2-CBC-CB | 3.24 | 119.36 | 113.14 |
| 2 | I | 301 | B12 | C41-C8-C7 | 3.22 | 123.04 | 114.19 |
| 2 | G | 301 | B12 | C9-C10-C11 | -3.20 | 121.39 | 125.97 |
| 2 | L | 301 | B12 | C41-C8-C7 | 3.18 | 122.92 | 114.19 |
| 2 | F | 301 | B12 | C9-C10-C11 | -3.17 | 121.44 | 125.97 |
| 3 | G | 501 | FLC | OB2-CBC-CB | 3.16 | 119.20 | 113.14 |
| 2 | E | 301 | B12 | C9-C10-C11 | -3.14 | 121.47 | 125.97 |
| 2 | M | 301 | B12 | C41-C8-C7 | 3.14 | 122.83 | 114.19 |
| 2 | L | 301 | B12 | C25-C2-C1 | -3.14 | 109.06 | 113.75 |
| 2 | I | 301 | B12 | C9-C10-C11 | -3.13 | 121.50 | 125.97 |
| 5 | N | 401 | 5AD | C5'-C4'-C3' | -3.13 | 112.41 | 115.70 |
| 2 | A | 301 | B12 | C9-C10-C11 | -3.12 | 121.50 | 125.97 |
| 5 | H | 401 | 5AD | C5'-C4'-C3' | -3.12 | 112.42 | 115.70 |
| 2 | K | 301 | B12 | C20-C1-C2 | -3.12 | 108.14 | 113.28 |
| 3 | A | 501 | FLC | OB2-CBC-CB | 3.11 | 119.11 | 113.14 |
| 2 | L | 301 | B12 | C20-C1-C2 | -3.11 | 108.16 | 113.28 |
| 3 | J | 501 | FLC | OB2-CBC-CB | 3.11 | 119.10 | 113.14 |
| 2 | J | 301 | B12 | C20-C1-C2 | -3.10 | 108.17 | 113.28 |
| 2 | M | 301 | B12 | C25-C2-C1 | -3.09 | 109.14 | 113.75 |
| 5 | H | 401 | 5AD | N6-C6-N1 | 3.09 | 124.93 | 118.33 |
| 2 | C | 301 | B12 | C9-C10-C11 | -3.07 | 121.58 | 125.97 |
| 2 | H | 301 | B12 | C9-C10-C11 | -3.04 | 121.62 | 125.97 |
| 2 | M | 301 | B12 | C9-C10-C11 | -3.04 | 121.62 | 125.97 |

Continued on next page...

Continued from previous page...

| Mol | Chain | Res | Type | Atoms | Z | Observed(°) | Ideal(°) |
|-----|-------|-----|------|-------------|-------|-------------|----------|
| 5 | E | 401 | 5AD | N6-C6-N1 | 3.04 | 124.83 | 118.33 |
| 2 | P | 301 | B12 | C9-C10-C11 | -3.03 | 121.64 | 125.97 |
| 2 | A | 301 | B12 | C41-C8-C7 | 3.02 | 122.48 | 114.19 |
| 5 | J | 401 | 5AD | C5'-C4'-C3' | -3.00 | 112.54 | 115.70 |
| 5 | G | 401 | 5AD | C2'-C3'-C4' | 2.99 | 106.77 | 102.36 |
| 2 | J | 301 | B12 | C9-C10-C11 | -2.99 | 121.70 | 125.97 |
| 2 | O | 301 | B12 | C41-C8-C7 | 2.98 | 122.39 | 114.19 |
| 3 | P | 501 | FLC | OG2-CGC-OG1 | -2.98 | 115.67 | 123.33 |
| 2 | N | 301 | B12 | C41-C8-C7 | 2.98 | 122.37 | 114.19 |
| 3 | A | 501 | FLC | OG2-CGC-OG1 | -2.98 | 115.68 | 123.33 |
| 2 | N | 301 | B12 | C25-C2-C1 | -2.97 | 109.31 | 113.75 |
| 2 | C | 301 | B12 | C41-C8-C7 | 2.97 | 122.36 | 114.19 |
| 2 | G | 301 | B12 | C37-C7-C8 | -2.97 | 100.54 | 108.37 |
| 2 | N | 301 | B12 | C9-C10-C11 | -2.96 | 121.73 | 125.97 |
| 2 | D | 301 | B12 | C9-C10-C11 | -2.94 | 121.77 | 125.97 |
| 2 | F | 301 | B12 | C7-C8-C9 | 2.94 | 104.61 | 100.89 |
| 3 | M | 501 | FLC | OG2-CGC-OG1 | -2.93 | 115.80 | 123.33 |
| 2 | L | 301 | B12 | C7-C8-C9 | 2.92 | 104.59 | 100.89 |
| 5 | E | 401 | 5AD | C5'-C4'-C3' | -2.91 | 112.65 | 115.70 |
| 2 | C | 301 | B12 | C37-C7-C8 | -2.90 | 100.71 | 108.37 |
| 2 | F | 301 | B12 | C25-C2-C1 | -2.90 | 109.42 | 113.75 |
| 5 | K | 401 | 5AD | C5'-C4'-C3' | -2.89 | 112.66 | 115.70 |
| 2 | A | 301 | B12 | C2-C1-N21 | 2.88 | 105.79 | 101.78 |
| 2 | K | 301 | B12 | C41-C8-C7 | 2.88 | 122.10 | 114.19 |
| 2 | D | 301 | B12 | C25-C2-C1 | -2.87 | 109.46 | 113.75 |
| 2 | J | 301 | B12 | C41-C8-C7 | 2.87 | 122.09 | 114.19 |
| 2 | O | 301 | B12 | C25-C2-C1 | -2.87 | 109.46 | 113.75 |
| 2 | I | 301 | B12 | C7-C8-C9 | 2.87 | 104.53 | 100.89 |
| 3 | D | 501 | FLC | OG2-CGC-OG1 | -2.86 | 115.98 | 123.33 |
| 5 | A | 401 | 5AD | C2'-C3'-C4' | 2.84 | 106.56 | 102.36 |
| 2 | E | 301 | B12 | C2-C1-N21 | 2.83 | 105.72 | 101.78 |
| 2 | J | 301 | B12 | C37-C7-C8 | -2.83 | 100.90 | 108.37 |
| 2 | D | 301 | B12 | C41-C8-C7 | 2.82 | 121.96 | 114.19 |
| 2 | A | 301 | B12 | C25-C2-C1 | -2.82 | 109.54 | 113.75 |
| 2 | P | 301 | B12 | C7-C8-C9 | 2.81 | 104.46 | 100.89 |
| 5 | O | 401 | 5AD | C2'-C3'-C4' | 2.81 | 106.51 | 102.36 |
| 2 | G | 301 | B12 | C41-C8-C7 | 2.81 | 121.91 | 114.19 |
| 2 | O | 301 | B12 | C37-C7-C8 | -2.81 | 100.96 | 108.37 |
| 3 | H | 501 | FLC | OG2-CGC-OG1 | -2.81 | 116.11 | 123.33 |
| 5 | B | 401 | 5AD | C2'-C3'-C4' | 2.81 | 106.50 | 102.36 |
| 2 | L | 301 | B12 | C9-C10-C11 | -2.80 | 121.97 | 125.97 |
| 2 | D | 301 | B12 | C37-C7-C8 | -2.79 | 101.00 | 108.37 |

Continued on next page...

Continued from previous page...

| Mol | Chain | Res | Type | Atoms | Z | Observed(°) | Ideal(°) |
|-----|-------|-----|------|-------------|-------|-------------|----------|
| 5 | P | 401 | 5AD | C2'-C3'-C4' | 2.79 | 106.48 | 102.36 |
| 5 | F | 401 | 5AD | C2'-C3'-C4' | 2.79 | 106.48 | 102.36 |
| 2 | E | 301 | B12 | C41-C8-C7 | 2.79 | 121.86 | 114.19 |
| 2 | B | 301 | B12 | C41-C8-C7 | 2.78 | 121.84 | 114.19 |
| 3 | O | 501 | FLC | OG2-CGC-OG1 | -2.78 | 116.18 | 123.33 |
| 5 | M | 401 | 5AD | C5'-C4'-C3' | -2.77 | 112.79 | 115.70 |
| 2 | E | 301 | B12 | C25-C2-C1 | -2.77 | 109.62 | 113.75 |
| 2 | H | 301 | B12 | C2-C1-N21 | 2.76 | 105.61 | 101.78 |
| 2 | K | 301 | B12 | C2-C1-N21 | 2.76 | 105.61 | 101.78 |
| 2 | H | 301 | B12 | C7-C8-C9 | 2.76 | 104.38 | 100.89 |
| 2 | H | 301 | B12 | C41-C8-C7 | 2.75 | 121.76 | 114.19 |
| 5 | B | 401 | 5AD | N6-C6-N1 | 2.75 | 124.20 | 118.33 |
| 2 | O | 301 | B12 | C9-C10-C11 | -2.75 | 122.04 | 125.97 |
| 2 | C | 301 | B12 | C25-C2-C1 | -2.74 | 109.65 | 113.75 |
| 2 | K | 301 | B12 | C25-C2-C1 | -2.74 | 109.65 | 113.75 |
| 2 | P | 301 | B12 | C37-C7-C8 | -2.74 | 101.13 | 108.37 |
| 5 | F | 401 | 5AD | C5'-C4'-C3' | -2.74 | 112.82 | 115.70 |
| 5 | C | 401 | 5AD | C5'-C4'-C3' | -2.74 | 112.82 | 115.70 |
| 2 | N | 301 | B12 | C2-C1-N21 | 2.72 | 105.57 | 101.78 |
| 2 | D | 301 | B12 | C2-C1-N21 | 2.72 | 105.56 | 101.78 |
| 3 | F | 501 | FLC | OG2-CGC-OG1 | -2.72 | 116.35 | 123.33 |
| 2 | H | 301 | B12 | C37-C7-C8 | -2.71 | 101.21 | 108.37 |
| 2 | J | 301 | B12 | C25-C2-C1 | -2.71 | 109.70 | 113.75 |
| 2 | F | 301 | B12 | C37-C7-C8 | -2.71 | 101.22 | 108.37 |
| 2 | P | 301 | B12 | C41-C8-C7 | 2.71 | 121.64 | 114.19 |
| 2 | A | 301 | B12 | C37-C7-C8 | -2.71 | 101.22 | 108.37 |
| 5 | L | 401 | 5AD | C5'-C4'-C3' | -2.71 | 112.85 | 115.70 |
| 3 | L | 501 | FLC | OG2-CGC-OG1 | -2.71 | 116.37 | 123.33 |
| 2 | B | 301 | B12 | C25-C2-C1 | -2.71 | 109.71 | 113.75 |
| 2 | M | 301 | B12 | C37-C7-C8 | -2.71 | 101.22 | 108.37 |
| 2 | P | 301 | B12 | C25-C2-C1 | -2.70 | 109.72 | 113.75 |
| 2 | I | 301 | B12 | C2-C1-N21 | 2.70 | 105.53 | 101.78 |
| 5 | J | 401 | 5AD | N6-C6-N1 | 2.69 | 124.08 | 118.33 |
| 2 | J | 301 | B12 | O6R-C1R-N1B | 2.67 | 112.28 | 108.75 |
| 2 | I | 301 | B12 | C25-C2-C1 | -2.66 | 109.77 | 113.75 |
| 5 | M | 401 | 5AD | C2'-C3'-C4' | 2.66 | 106.29 | 102.36 |
| 2 | P | 301 | B12 | C2-C1-N21 | 2.66 | 105.48 | 101.78 |
| 2 | B | 301 | B12 | C9-C10-C11 | -2.66 | 122.17 | 125.97 |
| 2 | A | 301 | B12 | C7-C8-C9 | 2.66 | 104.26 | 100.89 |
| 2 | H | 301 | B12 | C25-C2-C1 | -2.65 | 109.79 | 113.75 |
| 2 | O | 301 | B12 | C7-C8-C9 | 2.65 | 104.25 | 100.89 |
| 2 | N | 301 | B12 | C37-C7-C8 | -2.64 | 101.39 | 108.37 |

Continued on next page...

Continued from previous page...

| Mol | Chain | Res | Type | Atoms | Z | Observed(°) | Ideal(°) |
|-----|-------|-----|------|-------------|-------|-------------|----------|
| 3 | I | 501 | FLC | OG2-CGC-OG1 | -2.64 | 116.55 | 123.33 |
| 3 | K | 501 | FLC | OG2-CGC-OG1 | -2.62 | 116.59 | 123.33 |
| 2 | M | 301 | B12 | C7-C8-C9 | 2.62 | 104.21 | 100.89 |
| 2 | C | 301 | B12 | C2-C1-N21 | 2.62 | 105.42 | 101.78 |
| 2 | G | 301 | B12 | C25-C2-C1 | -2.61 | 109.85 | 113.75 |
| 2 | L | 301 | B12 | C2-C1-N21 | 2.61 | 105.41 | 101.78 |
| 5 | O | 401 | 5AD | C5'-C4'-C3' | -2.61 | 112.96 | 115.70 |
| 2 | F | 301 | B12 | C2-C1-N21 | 2.61 | 105.40 | 101.78 |
| 5 | J | 401 | 5AD | C2'-C3'-C4' | 2.60 | 106.19 | 102.36 |
| 2 | I | 301 | B12 | C37-C7-C8 | -2.60 | 101.52 | 108.37 |
| 2 | K | 301 | B12 | C37-C7-C8 | -2.59 | 101.53 | 108.37 |
| 2 | B | 301 | B12 | C37-C7-C8 | -2.59 | 101.55 | 108.37 |
| 5 | D | 401 | 5AD | C5'-C4'-C3' | -2.58 | 112.99 | 115.70 |
| 5 | I | 401 | 5AD | C2'-C3'-C4' | 2.57 | 106.16 | 102.36 |
| 2 | G | 301 | B12 | C7-C8-C9 | 2.57 | 104.15 | 100.89 |
| 2 | K | 301 | B12 | C7-C8-C9 | 2.57 | 104.14 | 100.89 |
| 2 | E | 301 | B12 | C7-C8-C9 | 2.56 | 104.14 | 100.89 |
| 2 | E | 301 | B12 | C37-C7-C8 | -2.56 | 101.61 | 108.37 |
| 5 | G | 283 | 5AD | C5-C6-N6 | -2.55 | 116.42 | 120.31 |
| 2 | B | 301 | B12 | C2-C1-N21 | 2.55 | 105.32 | 101.78 |
| 5 | H | 401 | 5AD | C2'-C3'-C4' | 2.53 | 106.10 | 102.36 |
| 2 | D | 301 | B12 | C7-C8-C9 | 2.53 | 104.10 | 100.89 |
| 2 | N | 301 | B12 | C7-C8-C9 | 2.53 | 104.09 | 100.89 |
| 5 | G | 283 | 5AD | N6-C6-N1 | 2.53 | 123.73 | 118.33 |
| 2 | F | 301 | B12 | C13-C14-N23 | 2.53 | 112.51 | 109.09 |
| 3 | F | 501 | FLC | OB2-CBC-CB | 2.52 | 117.98 | 113.14 |
| 5 | I | 401 | 5AD | C5'-C4'-C3' | -2.52 | 113.05 | 115.70 |
| 2 | K | 301 | B12 | C13-C14-N23 | 2.50 | 112.47 | 109.09 |
| 5 | L | 401 | 5AD | C2'-C3'-C4' | 2.50 | 106.05 | 102.36 |
| 3 | G | 501 | FLC | OG2-CGC-OG1 | -2.49 | 116.92 | 123.33 |
| 5 | B | 401 | 5AD | C5'-C4'-C3' | -2.48 | 113.09 | 115.70 |
| 2 | G | 301 | B12 | C2-C1-N21 | 2.48 | 105.22 | 101.78 |
| 2 | N | 301 | B12 | C13-C14-N23 | 2.46 | 112.42 | 109.09 |
| 5 | A | 401 | 5AD | C5'-C4'-C3' | -2.45 | 113.12 | 115.70 |
| 2 | J | 301 | B12 | C2-C1-N21 | 2.45 | 105.18 | 101.78 |
| 2 | M | 301 | B12 | C2-C1-N21 | 2.45 | 105.18 | 101.78 |
| 5 | D | 401 | 5AD | C2'-C3'-C4' | 2.45 | 105.97 | 102.36 |
| 2 | E | 301 | B12 | C13-C14-N23 | 2.44 | 112.40 | 109.09 |
| 5 | G | 401 | 5AD | C5'-C4'-C3' | -2.44 | 113.14 | 115.70 |
| 2 | O | 301 | B12 | C2-C1-N21 | 2.44 | 105.16 | 101.78 |
| 3 | B | 501 | FLC | OG2-CGC-CG | 2.43 | 122.04 | 114.35 |
| 3 | B | 501 | FLC | OG2-CGC-OG1 | -2.40 | 117.15 | 123.33 |

Continued on next page...

Continued from previous page...

| Mol | Chain | Res | Type | Atoms | Z | Observed(°) | Ideal(°) |
|-----|-------|-----|------|-------------|-------|-------------|----------|
| 2 | M | 301 | B12 | C13-C14-N23 | 2.38 | 112.32 | 109.09 |
| 3 | J | 501 | FLC | OG2-CGC-OG1 | -2.38 | 117.22 | 123.33 |
| 2 | I | 301 | B12 | C3-C4-C5 | 2.37 | 127.79 | 123.82 |
| 5 | N | 401 | 5AD | C2'-C3'-C4' | 2.37 | 105.86 | 102.36 |
| 3 | B | 501 | FLC | OA2-CAC-CA | 2.37 | 121.84 | 114.35 |
| 2 | C | 301 | B12 | C7-C8-C9 | 2.36 | 103.89 | 100.89 |
| 2 | L | 301 | B12 | C13-C14-N23 | 2.36 | 112.28 | 109.09 |
| 2 | K | 301 | B12 | O6R-C1R-N1B | 2.35 | 111.86 | 108.75 |
| 2 | C | 301 | B12 | C13-C14-N23 | 2.35 | 112.28 | 109.09 |
| 3 | C | 501 | FLC | OG2-CGC-OG1 | -2.34 | 117.30 | 123.33 |
| 2 | D | 301 | B12 | C13-C14-N23 | 2.34 | 112.26 | 109.09 |
| 2 | O | 301 | B12 | C3-C4-C5 | 2.33 | 127.73 | 123.82 |
| 2 | B | 301 | B12 | C13-C14-N23 | 2.33 | 112.25 | 109.09 |
| 2 | P | 301 | B12 | C13-C14-N23 | 2.33 | 112.24 | 109.09 |
| 2 | I | 301 | B12 | C13-C14-N23 | 2.32 | 112.24 | 109.09 |
| 2 | B | 301 | B12 | C7-C8-C9 | 2.32 | 103.83 | 100.89 |
| 3 | E | 501 | FLC | OG2-CGC-OG1 | -2.32 | 117.37 | 123.33 |
| 2 | O | 301 | B12 | C13-C14-N23 | 2.31 | 112.22 | 109.09 |
| 5 | P | 401 | 5AD | C5'-C4'-C3' | -2.31 | 113.27 | 115.70 |
| 2 | C | 301 | B12 | C3-C4-C5 | 2.31 | 127.68 | 123.82 |
| 2 | A | 301 | B12 | C30-C3-C2 | -2.31 | 113.91 | 119.00 |
| 2 | J | 301 | B12 | C13-C14-N23 | 2.30 | 112.21 | 109.09 |
| 2 | M | 301 | B12 | C3-C4-C5 | 2.30 | 127.67 | 123.82 |
| 2 | L | 301 | B12 | C37-C7-C8 | -2.30 | 102.31 | 108.37 |
| 2 | M | 301 | B12 | C30-C3-C2 | -2.30 | 113.93 | 119.00 |
| 2 | G | 301 | B12 | C30-C3-C2 | -2.29 | 113.94 | 119.00 |
| 2 | N | 301 | B12 | C30-C3-C2 | -2.29 | 113.94 | 119.00 |
| 2 | J | 301 | B12 | C3-C4-C5 | 2.29 | 127.66 | 123.82 |
| 2 | G | 301 | B12 | C3-C4-C5 | 2.28 | 127.64 | 123.82 |
| 5 | K | 401 | 5AD | C2'-C3'-C4' | 2.28 | 105.72 | 102.36 |
| 2 | D | 301 | B12 | C30-C3-C2 | -2.27 | 113.99 | 119.00 |
| 5 | P | 401 | 5AD | C4-C5-N7 | -2.25 | 106.96 | 109.34 |
| 2 | D | 301 | B12 | C41-C8-C9 | 2.21 | 115.05 | 111.19 |
| 5 | I | 283 | 5AD | C4-C5-N7 | -2.21 | 107.00 | 109.34 |
| 2 | N | 301 | B12 | C3-C4-C5 | 2.20 | 127.50 | 123.82 |
| 2 | G | 301 | B12 | C13-C14-N23 | 2.20 | 112.06 | 109.09 |
| 3 | N | 501 | FLC | OG2-CGC-OG1 | -2.19 | 117.69 | 123.33 |
| 2 | A | 301 | B12 | C13-C14-N23 | 2.18 | 112.04 | 109.09 |
| 2 | O | 301 | B12 | C3-C4-N21 | -2.18 | 109.28 | 111.98 |
| 2 | C | 301 | B12 | C1-C19-N24 | 2.17 | 108.67 | 106.25 |
| 3 | D | 501 | FLC | OG2-CGC-CG | 2.17 | 121.23 | 114.35 |
| 3 | P | 501 | FLC | OG2-CGC-CG | 2.16 | 121.20 | 114.35 |

Continued on next page...

Continued from previous page...

| Mol | Chain | Res | Type | Atoms | Z | Observed(°) | Ideal(°) |
|-----|-------|-----|------|-------------|-------|-------------|----------|
| 2 | P | 301 | B12 | C3-C4-C5 | 2.16 | 127.43 | 123.82 |
| 2 | H | 301 | B12 | C13-C14-N23 | 2.16 | 112.01 | 109.09 |
| 3 | L | 501 | FLC | OG2-CGC-CG | 2.15 | 121.17 | 114.35 |
| 2 | P | 301 | B12 | C41-C8-C9 | 2.14 | 114.93 | 111.19 |
| 5 | E | 401 | 5AD | C2'-C3'-C4' | 2.14 | 105.52 | 102.36 |
| 2 | E | 301 | B12 | C30-C3-C2 | -2.14 | 114.29 | 119.00 |
| 2 | F | 301 | B12 | C30-C3-C2 | -2.13 | 114.30 | 119.00 |
| 2 | F | 301 | B12 | C1-C19-N24 | 2.13 | 108.61 | 106.25 |
| 5 | J | 401 | 5AD | C5-C6-N6 | -2.12 | 117.09 | 120.31 |
| 2 | E | 301 | B12 | C3-C4-C5 | 2.11 | 127.35 | 123.82 |
| 2 | O | 301 | B12 | C30-C3-C2 | -2.11 | 114.35 | 119.00 |
| 2 | B | 301 | B12 | C30-C3-C2 | -2.09 | 114.38 | 119.00 |
| 2 | K | 301 | B12 | C3-C4-C5 | 2.09 | 127.32 | 123.82 |
| 2 | J | 301 | B12 | C3-C4-N21 | -2.09 | 109.39 | 111.98 |
| 3 | A | 501 | FLC | OG2-CGC-CG | 2.08 | 120.93 | 114.35 |
| 2 | H | 301 | B12 | C3-C4-C5 | 2.08 | 127.30 | 123.82 |
| 5 | I | 401 | 5AD | N6-C6-N1 | 2.08 | 122.77 | 118.33 |
| 2 | I | 301 | B12 | C30-C3-C2 | -2.08 | 114.42 | 119.00 |
| 2 | D | 301 | B12 | C3-C4-C5 | 2.07 | 127.29 | 123.82 |
| 5 | C | 401 | 5AD | C2'-C3'-C4' | 2.07 | 105.42 | 102.36 |
| 2 | I | 301 | B12 | C3-C4-N21 | -2.07 | 109.41 | 111.98 |
| 2 | A | 301 | B12 | C3-C4-C5 | 2.07 | 127.28 | 123.82 |
| 2 | F | 301 | B12 | C3-C4-C5 | 2.06 | 127.27 | 123.82 |
| 2 | C | 301 | B12 | C55-C17-C18 | -2.06 | 107.19 | 111.12 |
| 2 | E | 301 | B12 | O6R-C1R-N1B | 2.05 | 111.46 | 108.75 |
| 2 | N | 301 | B12 | C37-C7-C6 | 2.04 | 113.44 | 107.11 |
| 3 | G | 501 | FLC | OA2-CAC-OA1 | -2.04 | 118.08 | 123.33 |
| 2 | I | 301 | B12 | C1P-N59-C57 | -2.04 | 118.32 | 122.69 |
| 5 | D | 401 | 5AD | N6-C6-N1 | 2.03 | 122.68 | 118.33 |
| 5 | H | 401 | 5AD | C5-C6-N6 | -2.03 | 117.22 | 120.31 |
| 2 | F | 301 | B12 | O6R-C1R-N1B | 2.03 | 111.43 | 108.75 |
| 2 | K | 301 | B12 | C30-C3-C2 | -2.02 | 114.54 | 119.00 |
| 2 | E | 301 | B12 | C37-C7-C6 | 2.02 | 113.35 | 107.11 |
| 2 | M | 301 | B12 | C55-C17-C18 | -2.01 | 107.28 | 111.12 |
| 2 | C | 301 | B12 | C30-C3-C2 | -2.00 | 114.58 | 119.00 |
| 2 | B | 301 | B12 | C3-C4-C5 | 2.00 | 127.17 | 123.82 |

All (18) chirality outliers are listed below:

| Mol | Chain | Res | Type | Atom |
|-----|-------|-----|------|------|
| 5 | A | 401 | 5AD | C4' |
| 5 | B | 401 | 5AD | C4' |

Continued on next page...

Continued from previous page...

| Mol | Chain | Res | Type | Atom |
|-----|-------|-----|------|------|
| 5 | C | 401 | 5AD | C4' |
| 5 | D | 401 | 5AD | C4' |
| 5 | E | 401 | 5AD | C4' |
| 5 | F | 401 | 5AD | C4' |
| 5 | G | 401 | 5AD | C4' |
| 5 | G | 283 | 5AD | C4' |
| 5 | H | 401 | 5AD | C4' |
| 5 | I | 401 | 5AD | C4' |
| 5 | I | 283 | 5AD | C4' |
| 5 | J | 401 | 5AD | C4' |
| 5 | K | 401 | 5AD | C4' |
| 5 | L | 401 | 5AD | C4' |
| 5 | M | 401 | 5AD | C4' |
| 5 | N | 401 | 5AD | C4' |
| 5 | O | 401 | 5AD | C4' |
| 5 | P | 401 | 5AD | C4' |

All (121) torsion outliers are listed below:

| Mol | Chain | Res | Type | Atoms |
|-----|-------|-----|------|-----------------|
| 2 | C | 301 | B12 | C1P-C2P-O3-P |
| 2 | D | 301 | B12 | C1P-C2P-O3-P |
| 2 | E | 301 | B12 | C1P-C2P-O3-P |
| 2 | F | 301 | B12 | C1P-C2P-O3-P |
| 2 | K | 301 | B12 | C1P-C2P-O3-P |
| 2 | L | 301 | B12 | C1P-C2P-O3-P |
| 2 | N | 301 | B12 | C1P-C2P-O3-P |
| 4 | H | 601 | DHL | N-CA-CB-SG |
| 4 | N | 601 | DHL | N-CA-CB-SG |
| 2 | O | 301 | B12 | C13-C48-C49-C50 |
| 2 | A | 301 | B12 | C13-C48-C49-C50 |
| 2 | C | 301 | B12 | C13-C48-C49-C50 |
| 2 | D | 301 | B12 | C13-C48-C49-C50 |
| 2 | H | 301 | B12 | C13-C48-C49-C50 |
| 2 | I | 301 | B12 | C13-C48-C49-C50 |
| 2 | J | 301 | B12 | C13-C48-C49-C50 |
| 2 | N | 301 | B12 | C13-C48-C49-C50 |
| 2 | A | 301 | B12 | C1P-C2P-O3-P |
| 2 | B | 301 | B12 | C1P-C2P-O3-P |
| 2 | B | 301 | B12 | C3P-C2P-O3-P |
| 2 | C | 301 | B12 | C3P-C2P-O3-P |
| 2 | D | 301 | B12 | C3P-C2P-O3-P |

Continued on next page...

Continued from previous page...

| Mol | Chain | Res | Type | Atoms |
|-----|-------|-----|------|-----------------|
| 2 | E | 301 | B12 | C3P-C2P-O3-P |
| 2 | F | 301 | B12 | C3P-C2P-O3-P |
| 2 | G | 301 | B12 | C1P-C2P-O3-P |
| 2 | G | 301 | B12 | C3P-C2P-O3-P |
| 2 | H | 301 | B12 | C1P-C2P-O3-P |
| 2 | H | 301 | B12 | C3P-C2P-O3-P |
| 2 | I | 301 | B12 | C1P-C2P-O3-P |
| 2 | J | 301 | B12 | C1P-C2P-O3-P |
| 2 | J | 301 | B12 | C3P-C2P-O3-P |
| 2 | K | 301 | B12 | C3P-C2P-O3-P |
| 2 | L | 301 | B12 | C3P-C2P-O3-P |
| 2 | M | 301 | B12 | C1P-C2P-O3-P |
| 2 | M | 301 | B12 | C3P-C2P-O3-P |
| 2 | N | 301 | B12 | C3P-C2P-O3-P |
| 2 | O | 301 | B12 | C1P-C2P-O3-P |
| 2 | P | 301 | B12 | C1P-C2P-O3-P |
| 2 | P | 301 | B12 | C3P-C2P-O3-P |
| 2 | B | 301 | B12 | C13-C48-C49-C50 |
| 2 | E | 301 | B12 | C13-C48-C49-C50 |
| 2 | F | 301 | B12 | C13-C48-C49-C50 |
| 2 | G | 301 | B12 | C13-C48-C49-C50 |
| 2 | K | 301 | B12 | C13-C48-C49-C50 |
| 2 | L | 301 | B12 | C13-C48-C49-C50 |
| 2 | M | 301 | B12 | C13-C48-C49-C50 |
| 2 | P | 301 | B12 | C13-C48-C49-C50 |
| 6 | E | 283 | EDO | O1-C1-C2-O2 |
| 6 | P | 283 | EDO | O1-C1-C2-O2 |
| 2 | A | 301 | B12 | C3P-C2P-O3-P |
| 2 | I | 301 | B12 | C3P-C2P-O3-P |
| 2 | O | 301 | B12 | C3P-C2P-O3-P |
| 2 | G | 301 | B12 | C41-C42-C43-O44 |
| 2 | L | 301 | B12 | C8-C41-C42-C43 |
| 2 | D | 301 | B12 | C41-C42-C43-O44 |
| 2 | E | 301 | B12 | C41-C42-C43-O44 |
| 2 | I | 301 | B12 | C41-C42-C43-O44 |
| 2 | J | 301 | B12 | C41-C42-C43-O44 |
| 2 | P | 301 | B12 | C41-C42-C43-O44 |
| 2 | J | 301 | B12 | C8-C41-C42-C43 |
| 2 | H | 301 | B12 | C41-C42-C43-O44 |
| 2 | L | 301 | B12 | C41-C42-C43-O44 |
| 2 | N | 301 | B12 | C41-C42-C43-O44 |
| 2 | A | 301 | B12 | C8-C41-C42-C43 |

Continued on next page...

Continued from previous page...

| Mol | Chain | Res | Type | Atoms |
|-----|-------|-----|------|-----------------|
| 2 | B | 301 | B12 | C8-C41-C42-C43 |
| 2 | C | 301 | B12 | C8-C41-C42-C43 |
| 2 | D | 301 | B12 | C8-C41-C42-C43 |
| 2 | F | 301 | B12 | C8-C41-C42-C43 |
| 2 | G | 301 | B12 | C8-C41-C42-C43 |
| 2 | I | 301 | B12 | C8-C41-C42-C43 |
| 2 | N | 301 | B12 | C8-C41-C42-C43 |
| 2 | O | 301 | B12 | C8-C41-C42-C43 |
| 2 | F | 301 | B12 | C16-C17-C55-C56 |
| 4 | P | 601 | DHL | N-CA-CB-SG |
| 2 | P | 301 | B12 | C8-C41-C42-C43 |
| 2 | A | 301 | B12 | C41-C42-C43-O44 |
| 2 | B | 301 | B12 | C41-C42-C43-O44 |
| 2 | C | 301 | B12 | C41-C42-C43-O44 |
| 2 | O | 301 | B12 | C41-C42-C43-O44 |
| 2 | E | 301 | B12 | C8-C41-C42-C43 |
| 2 | H | 301 | B12 | C8-C41-C42-C43 |
| 2 | M | 301 | B12 | C8-C41-C42-C43 |
| 2 | K | 301 | B12 | C8-C41-C42-C43 |
| 2 | D | 301 | B12 | C16-C17-C55-C56 |
| 2 | H | 301 | B12 | C16-C17-C55-C56 |
| 2 | J | 301 | B12 | C16-C17-C55-C56 |
| 2 | L | 301 | B12 | C16-C17-C55-C56 |
| 2 | N | 301 | B12 | C16-C17-C55-C56 |
| 2 | K | 301 | B12 | C41-C42-C43-O44 |
| 2 | F | 301 | B12 | C41-C42-C43-O44 |
| 2 | M | 301 | B12 | C41-C42-C43-O44 |
| 2 | A | 301 | B12 | C16-C17-C55-C56 |
| 2 | I | 301 | B12 | C16-C17-C55-C56 |
| 2 | A | 301 | B12 | C2P-O3-P-O5 |
| 2 | B | 301 | B12 | C2P-O3-P-O5 |
| 2 | C | 301 | B12 | C2P-O3-P-O5 |
| 2 | D | 301 | B12 | C2P-O3-P-O5 |
| 2 | E | 301 | B12 | C2P-O3-P-O5 |
| 2 | F | 301 | B12 | C2P-O3-P-O5 |
| 2 | G | 301 | B12 | C2P-O3-P-O5 |
| 2 | H | 301 | B12 | C2P-O3-P-O5 |
| 2 | I | 301 | B12 | C2P-O3-P-O5 |
| 2 | J | 301 | B12 | C2P-O3-P-O5 |
| 2 | K | 301 | B12 | C2P-O3-P-O5 |
| 2 | L | 301 | B12 | C2P-O3-P-O5 |
| 2 | M | 301 | B12 | C2P-O3-P-O5 |

Continued on next page...

Continued from previous page...

| Mol | Chain | Res | Type | Atoms |
|-----|-------|-----|------|-----------------|
| 2 | N | 301 | B12 | C2P-O3-P-O5 |
| 2 | O | 301 | B12 | C2P-O3-P-O5 |
| 2 | P | 301 | B12 | C2P-O3-P-O5 |
| 2 | D | 301 | B12 | C2-C26-C27-N29 |
| 2 | L | 301 | B12 | C2-C26-C27-N29 |
| 2 | M | 301 | B12 | C2R-C3R-O2-P |
| 2 | G | 301 | B12 | C41-C42-C43-N45 |
| 2 | E | 301 | B12 | C16-C17-C55-C56 |
| 2 | P | 301 | B12 | C2-C26-C27-N29 |
| 4 | D | 601 | DHL | N-CA-CB-SG |
| 4 | F | 601 | DHL | N-CA-CB-SG |
| 4 | G | 601 | DHL | N-CA-CB-SG |
| 4 | I | 601 | DHL | N-CA-CB-SG |
| 4 | O | 601 | DHL | N-CA-CB-SG |
| 2 | J | 301 | B12 | C41-C42-C43-N45 |

There are no ring outliers.

44 monomers are involved in 241 short contacts:

| Mol | Chain | Res | Type | Clashes | Symm-Clashes |
|-----|-------|-----|------|---------|--------------|
| 5 | P | 401 | 5AD | 3 | 0 |
| 4 | G | 601 | DHL | 1 | 0 |
| 5 | C | 401 | 5AD | 4 | 0 |
| 5 | L | 401 | 5AD | 3 | 0 |
| 2 | B | 301 | B12 | 13 | 0 |
| 5 | M | 401 | 5AD | 3 | 0 |
| 5 | B | 401 | 5AD | 3 | 0 |
| 5 | K | 401 | 5AD | 3 | 0 |
| 6 | P | 283 | EDO | 2 | 0 |
| 2 | L | 301 | B12 | 13 | 0 |
| 5 | I | 401 | 5AD | 3 | 0 |
| 2 | C | 301 | B12 | 15 | 0 |
| 4 | I | 601 | DHL | 3 | 0 |
| 2 | P | 301 | B12 | 16 | 0 |
| 2 | N | 301 | B12 | 13 | 0 |
| 6 | P | 284 | EDO | 5 | 0 |
| 2 | M | 301 | B12 | 12 | 0 |
| 2 | I | 301 | B12 | 14 | 0 |
| 4 | J | 601 | DHL | 1 | 0 |
| 6 | E | 283 | EDO | 2 | 0 |
| 2 | J | 301 | B12 | 12 | 0 |
| 4 | O | 601 | DHL | 1 | 0 |

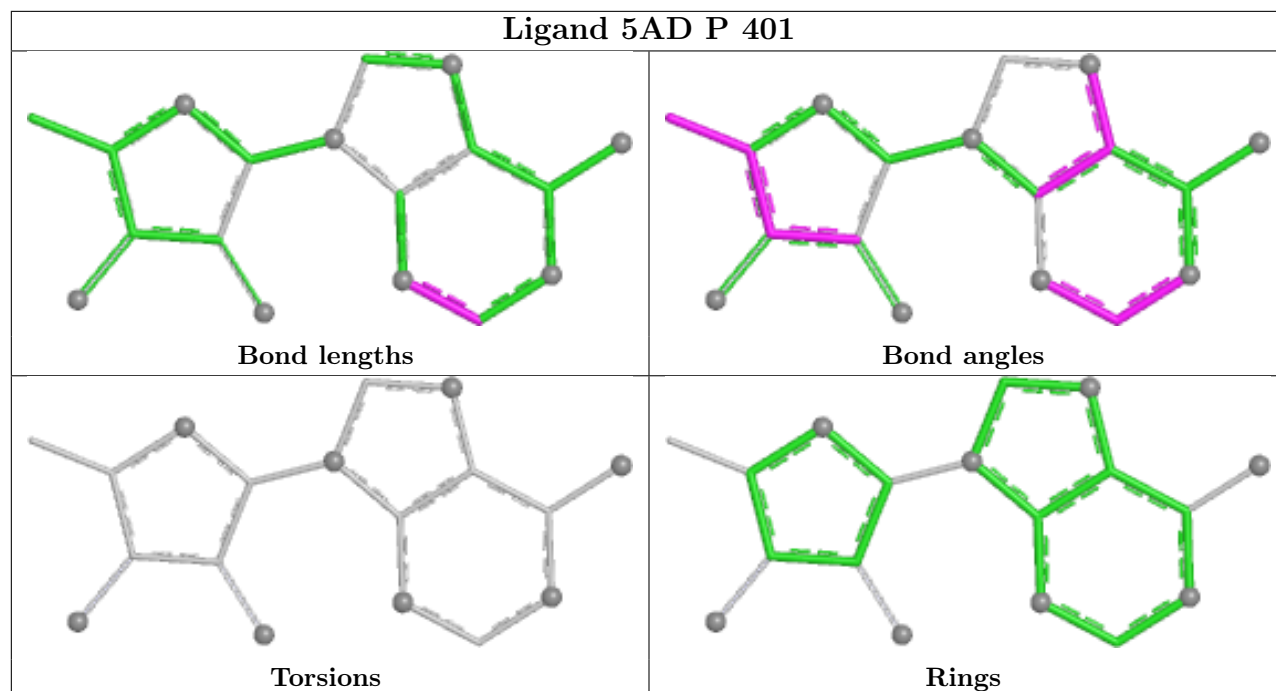
Continued on next page...

Continued from previous page...

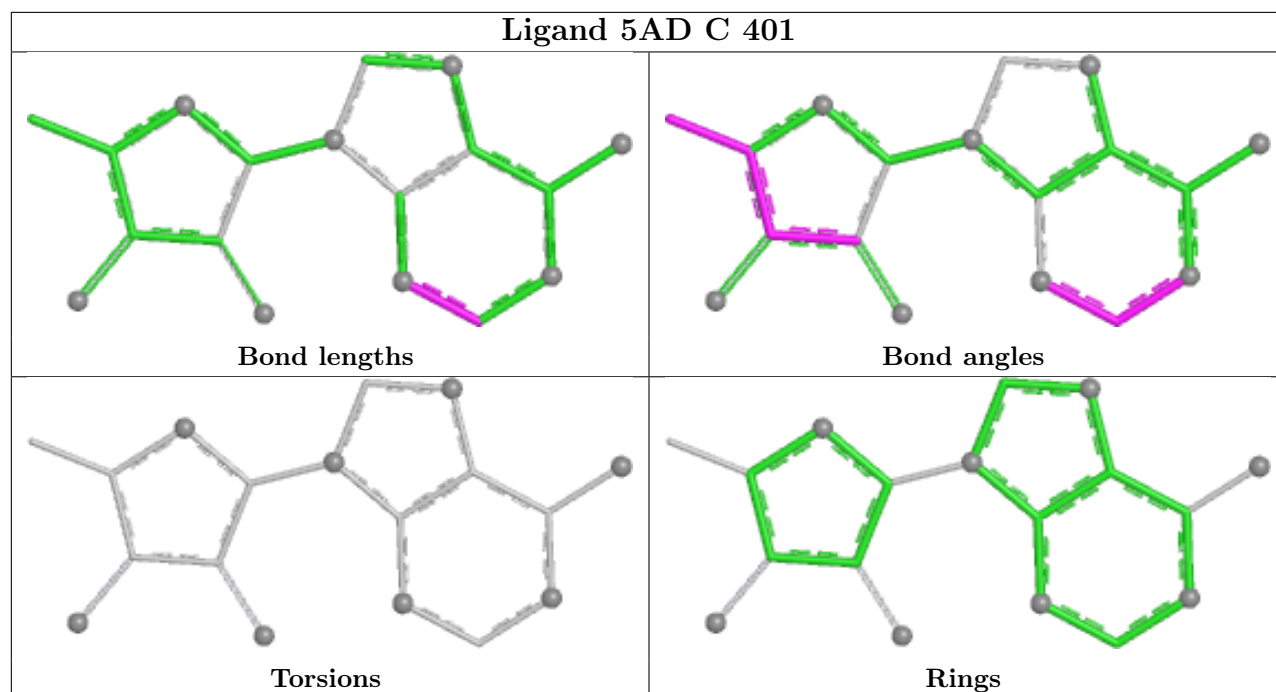
| Mol | Chain | Res | Type | Clashes | Symm-Clashes |
|-----|-------|-----|------|---------|--------------|
| 5 | F | 401 | 5AD | 3 | 0 |
| 4 | D | 601 | DHL | 2 | 0 |
| 5 | G | 401 | 5AD | 3 | 0 |
| 2 | F | 301 | B12 | 13 | 0 |
| 5 | H | 401 | 5AD | 4 | 0 |
| 2 | E | 301 | B12 | 14 | 0 |
| 2 | G | 301 | B12 | 15 | 0 |
| 4 | N | 601 | DHL | 1 | 0 |
| 5 | A | 401 | 5AD | 3 | 0 |
| 2 | K | 301 | B12 | 12 | 0 |
| 4 | K | 601 | DHL | 3 | 0 |
| 5 | G | 283 | 5AD | 1 | 0 |
| 5 | N | 401 | 5AD | 4 | 0 |
| 2 | O | 301 | B12 | 15 | 0 |
| 5 | D | 401 | 5AD | 3 | 0 |
| 2 | A | 301 | B12 | 14 | 0 |
| 5 | I | 283 | 5AD | 1 | 0 |
| 5 | J | 401 | 5AD | 3 | 0 |
| 2 | D | 301 | B12 | 12 | 0 |
| 5 | E | 401 | 5AD | 3 | 0 |
| 2 | H | 301 | B12 | 13 | 0 |
| 5 | O | 401 | 5AD | 3 | 0 |

The following is a two-dimensional graphical depiction of Mogul quality analysis of bond lengths, bond angles, torsion angles, and ring geometry for all instances of the Ligand of Interest. In addition, ligands with molecular weight > 250 and outliers as shown on the validation Tables will also be included. For torsion angles, if less than 5% of the Mogul distribution of torsion angles is within 10 degrees of the torsion angle in question, then that torsion angle is considered an outlier. Any bond that is central to one or more torsion angles identified as an outlier by Mogul will be highlighted in the graph. For rings, the root-mean-square deviation (RMSD) between the ring in question and similar rings identified by Mogul is calculated over all ring torsion angles. If the average RMSD is greater than 60 degrees and the minimal RMSD between the ring in question and any Mogul-identified rings is also greater than 60 degrees, then that ring is considered an outlier. The outliers are highlighted in purple. The color gray indicates Mogul did not find sufficient equivalents in the CSD to analyse the geometry.

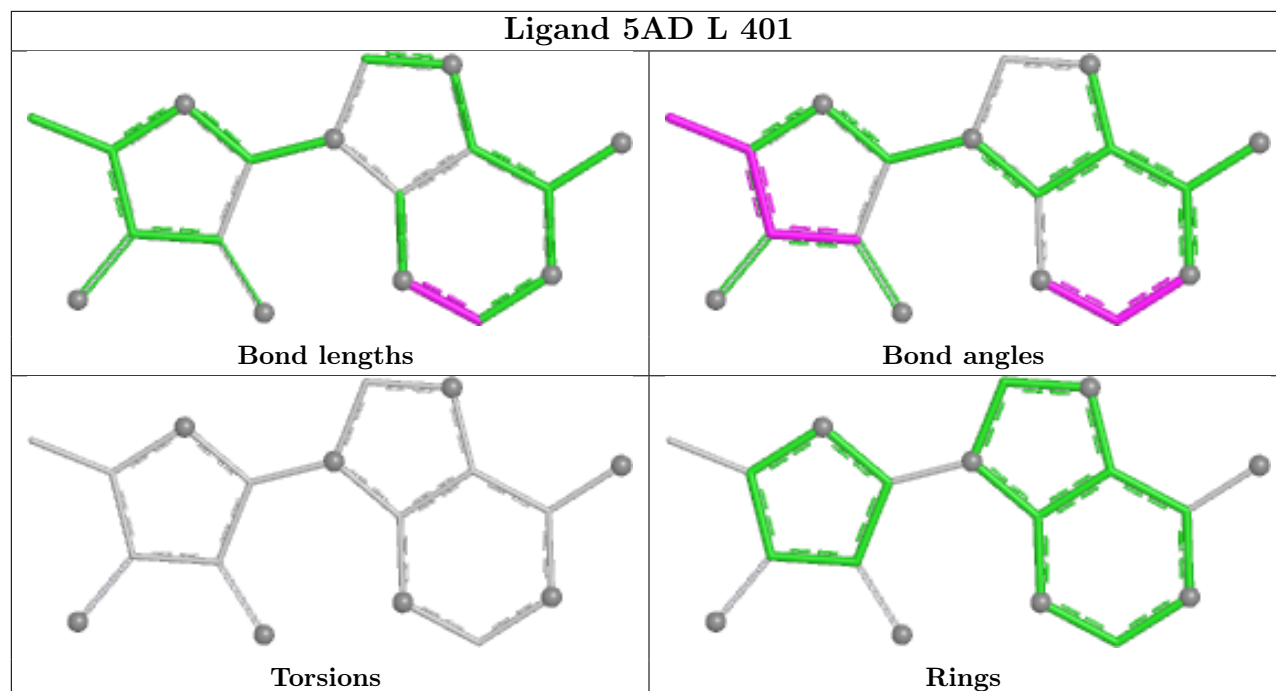
Ligand 5AD P 401



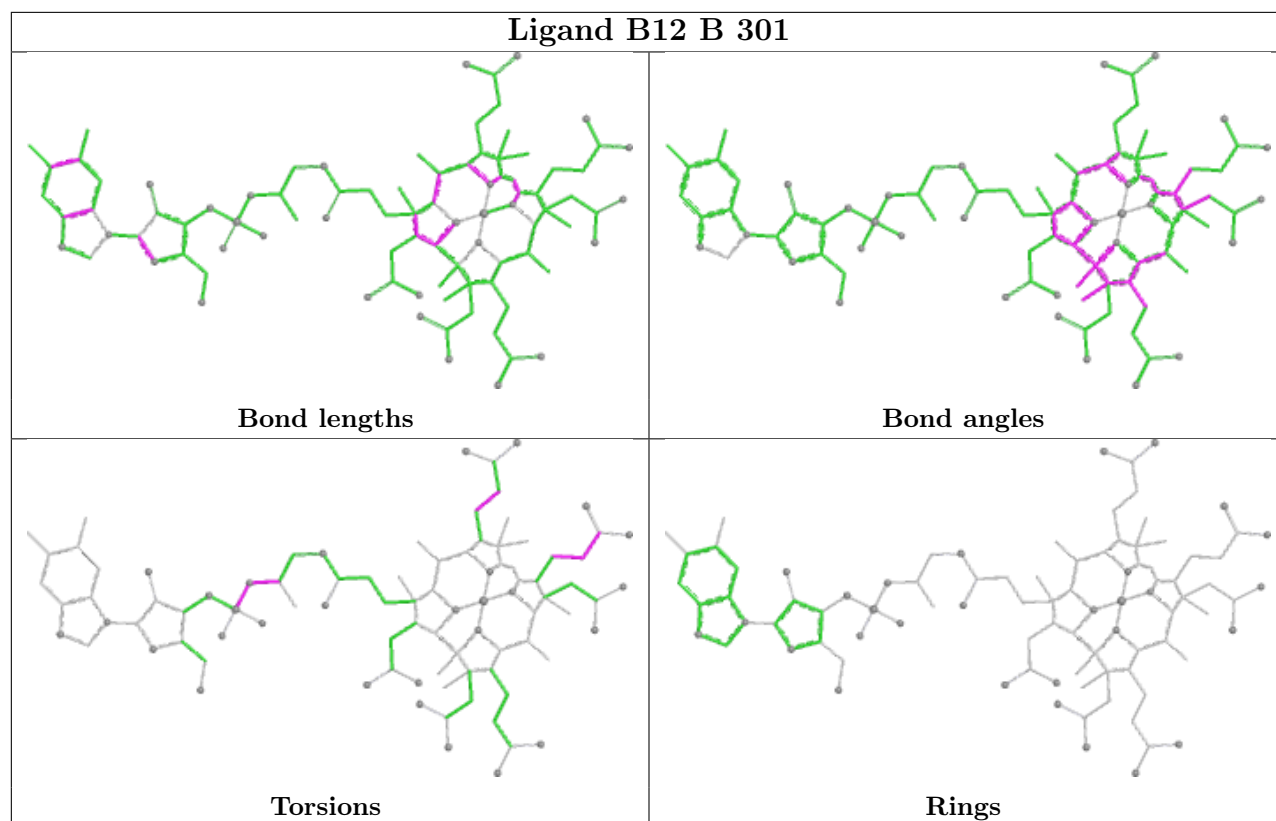
Ligand 5AD C 401

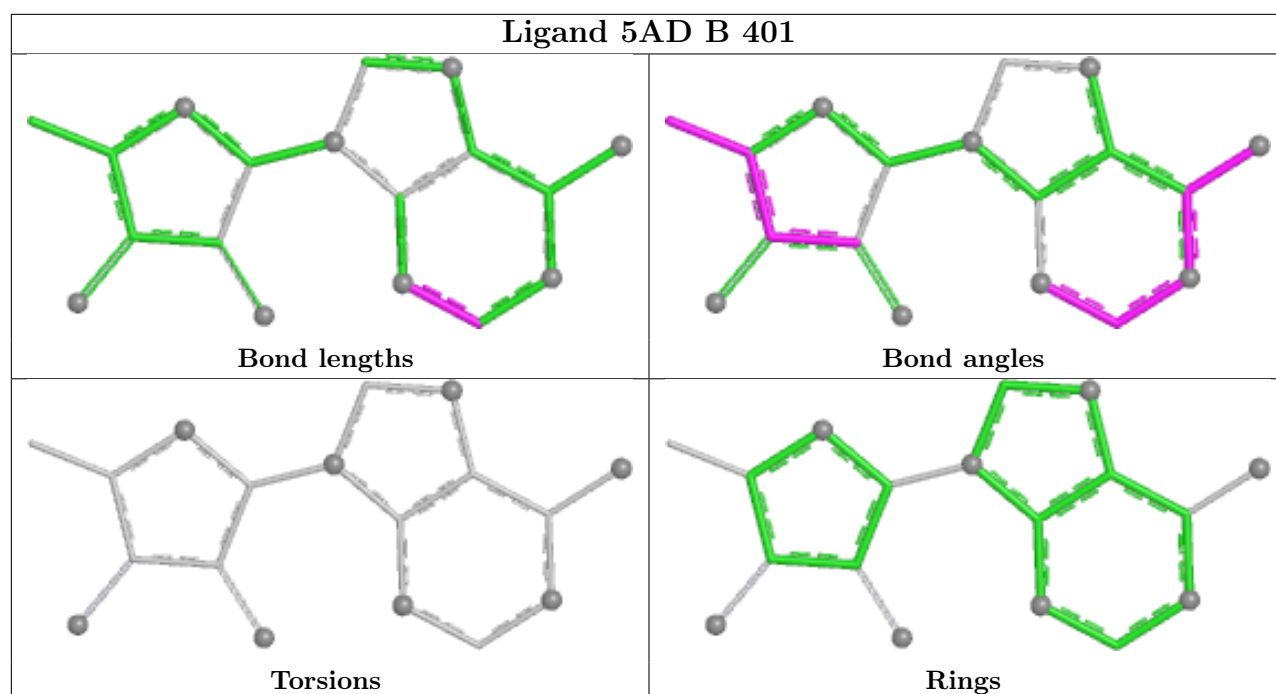
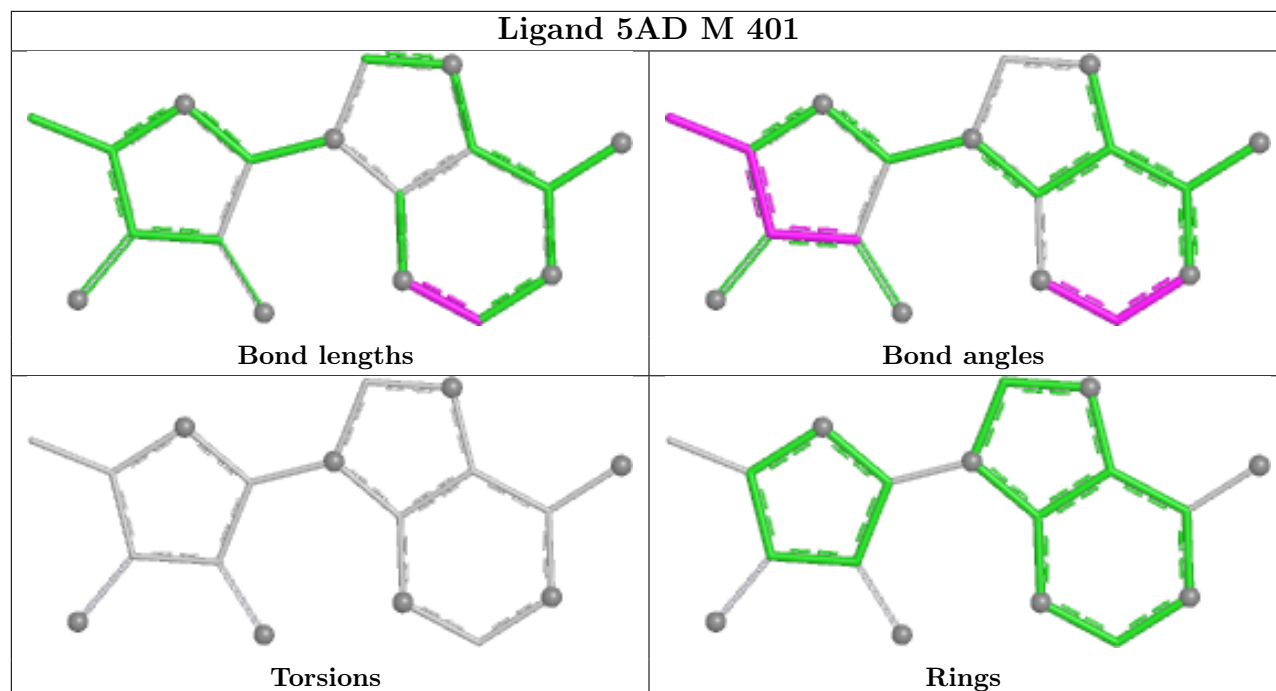


Ligand 5AD L 401

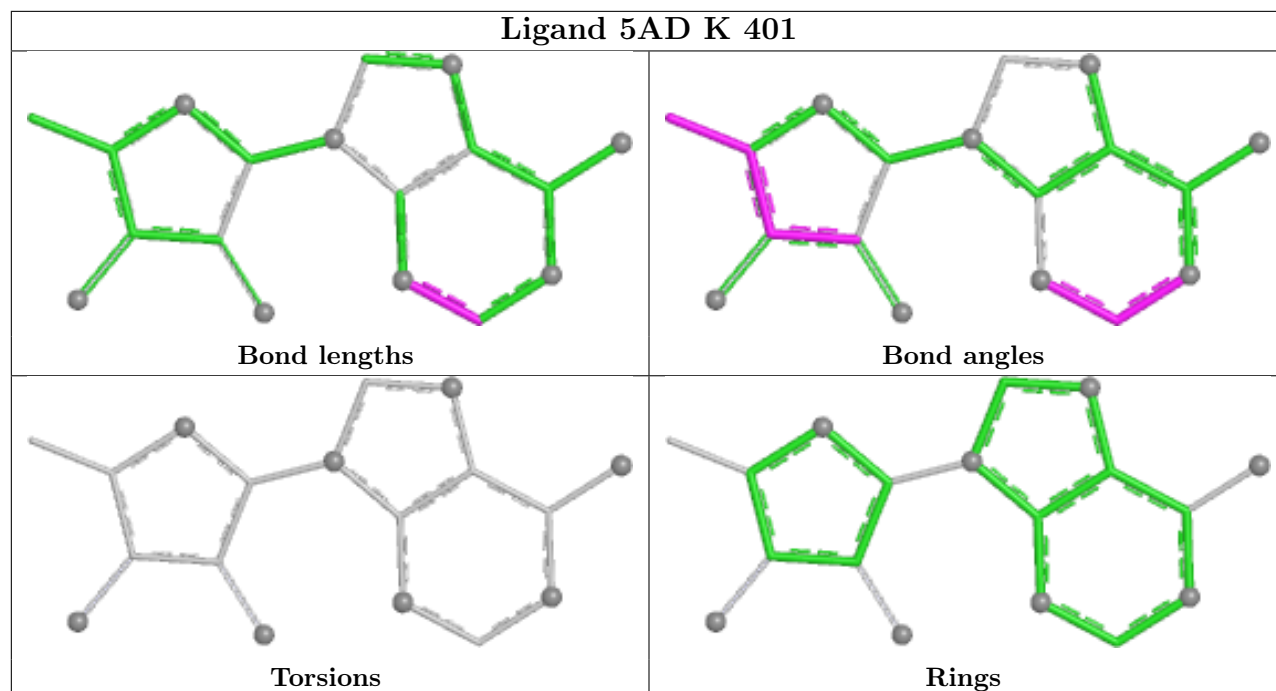


Ligand B12 B 301

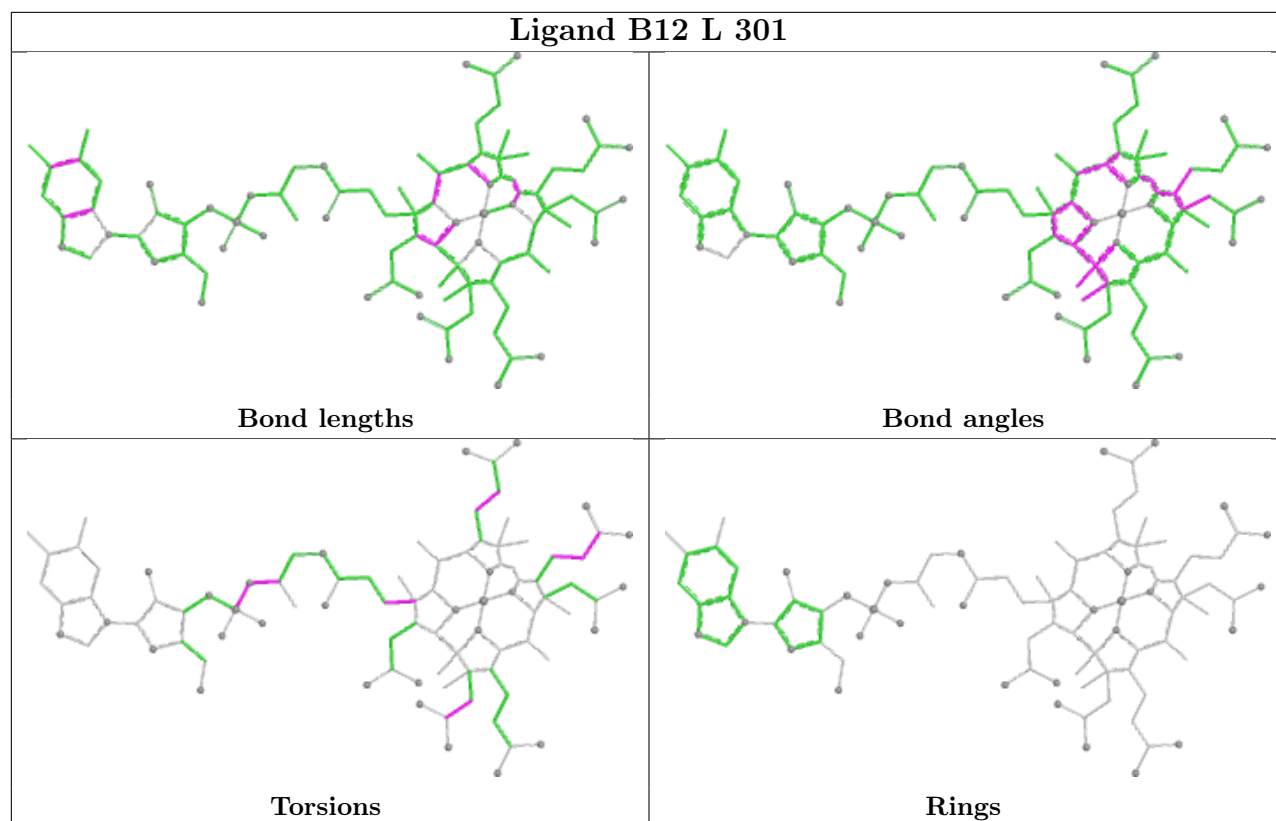




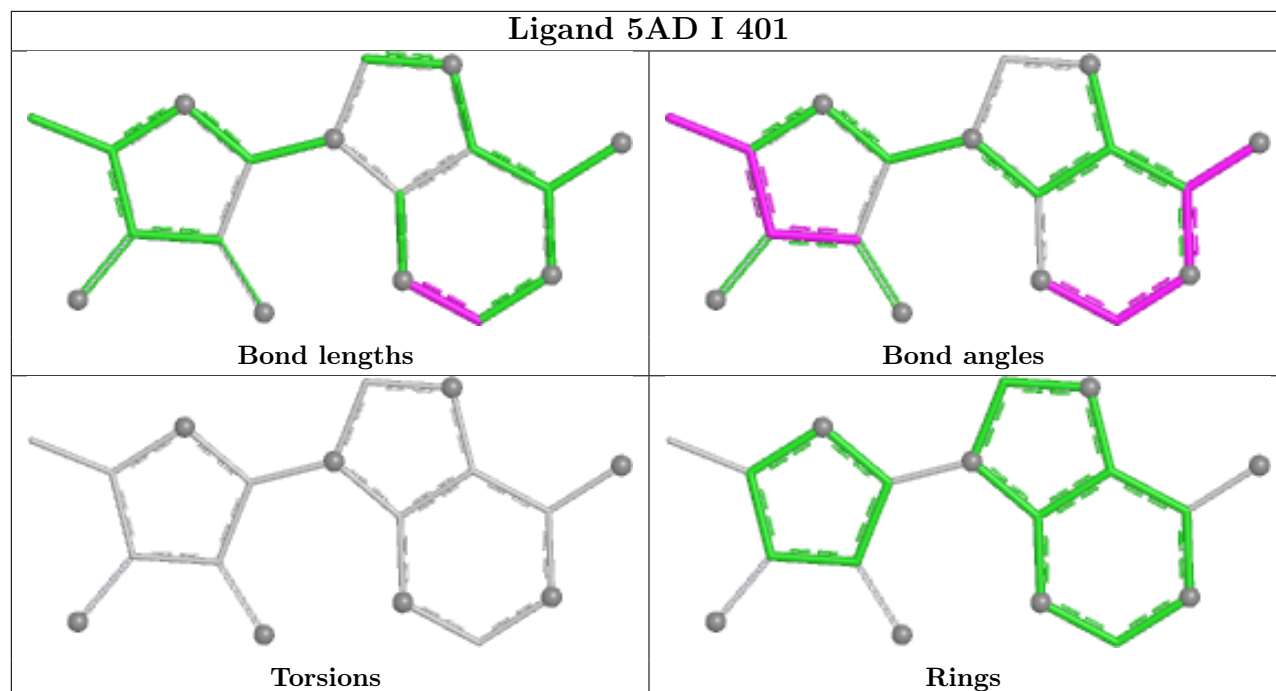
Ligand 5AD K 401



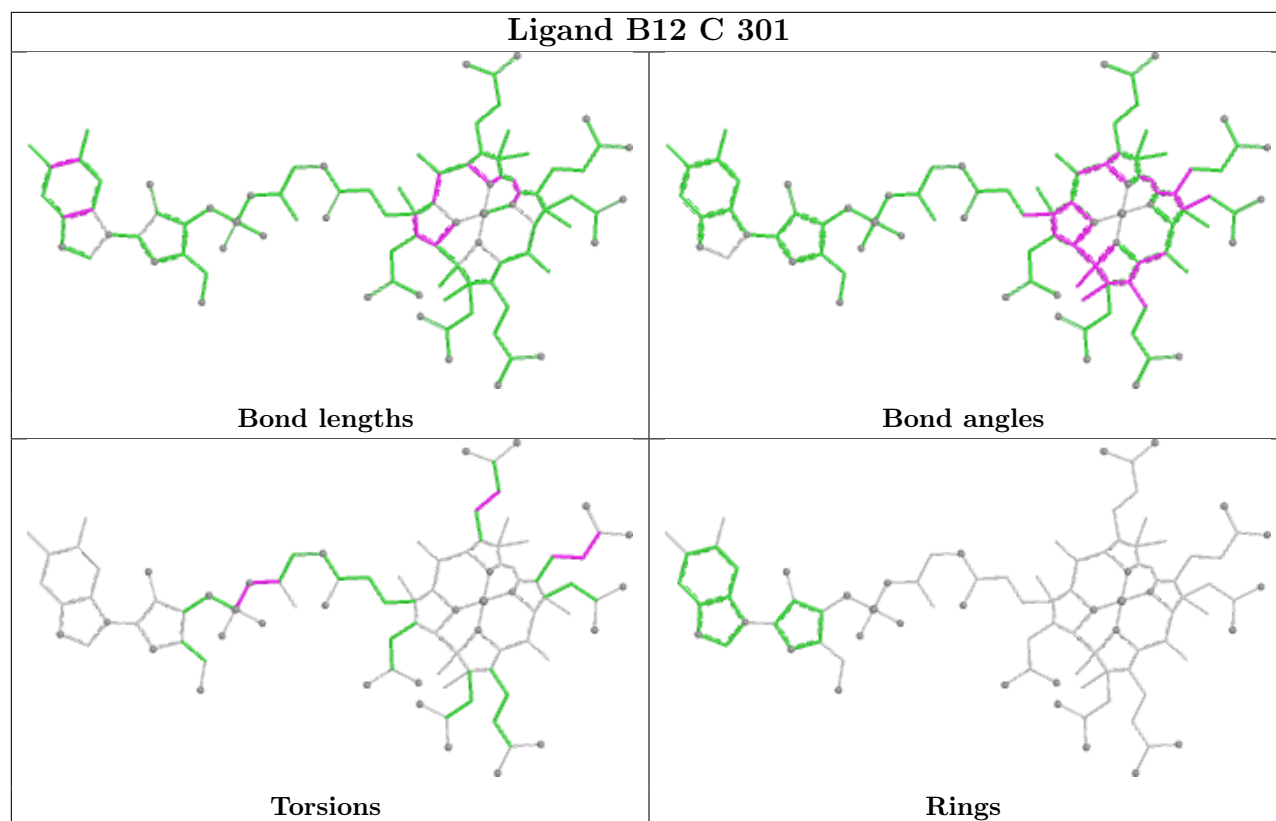
Ligand B12 L 301

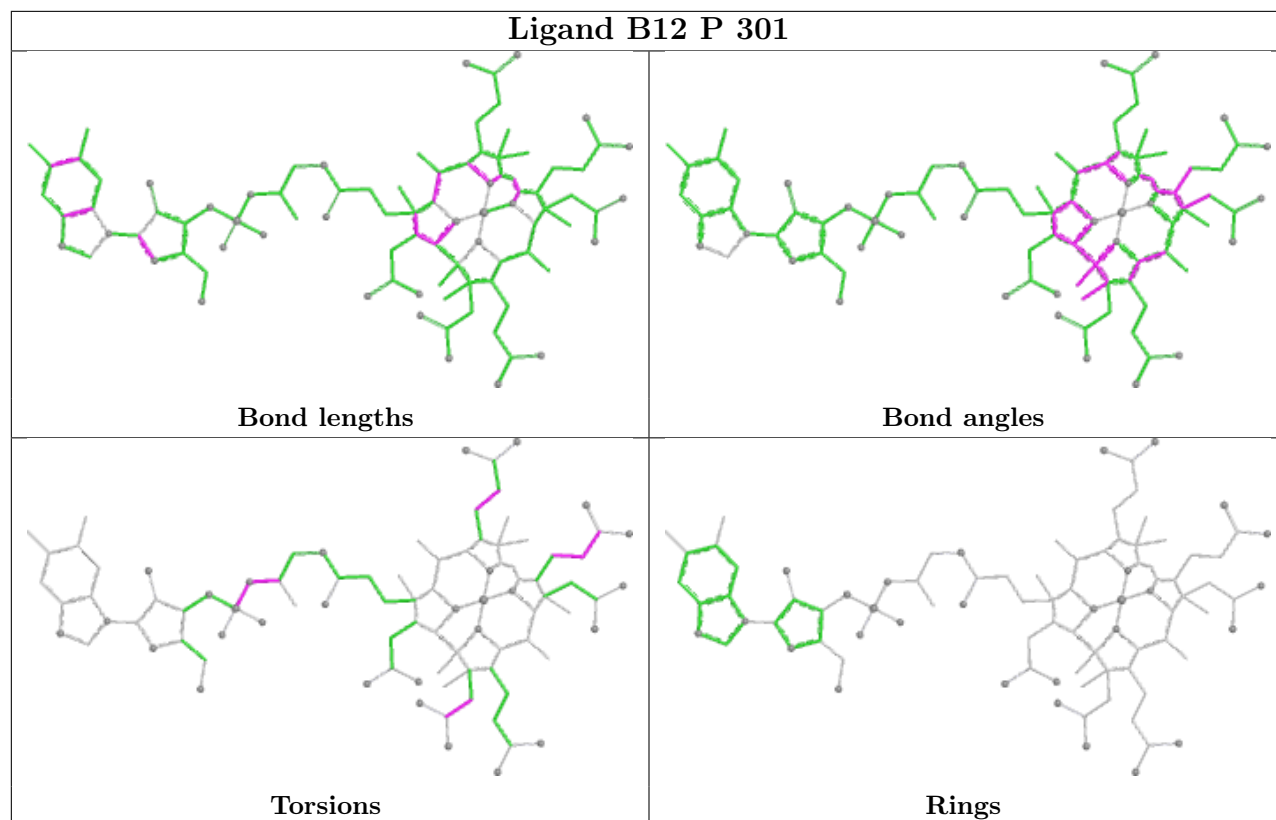
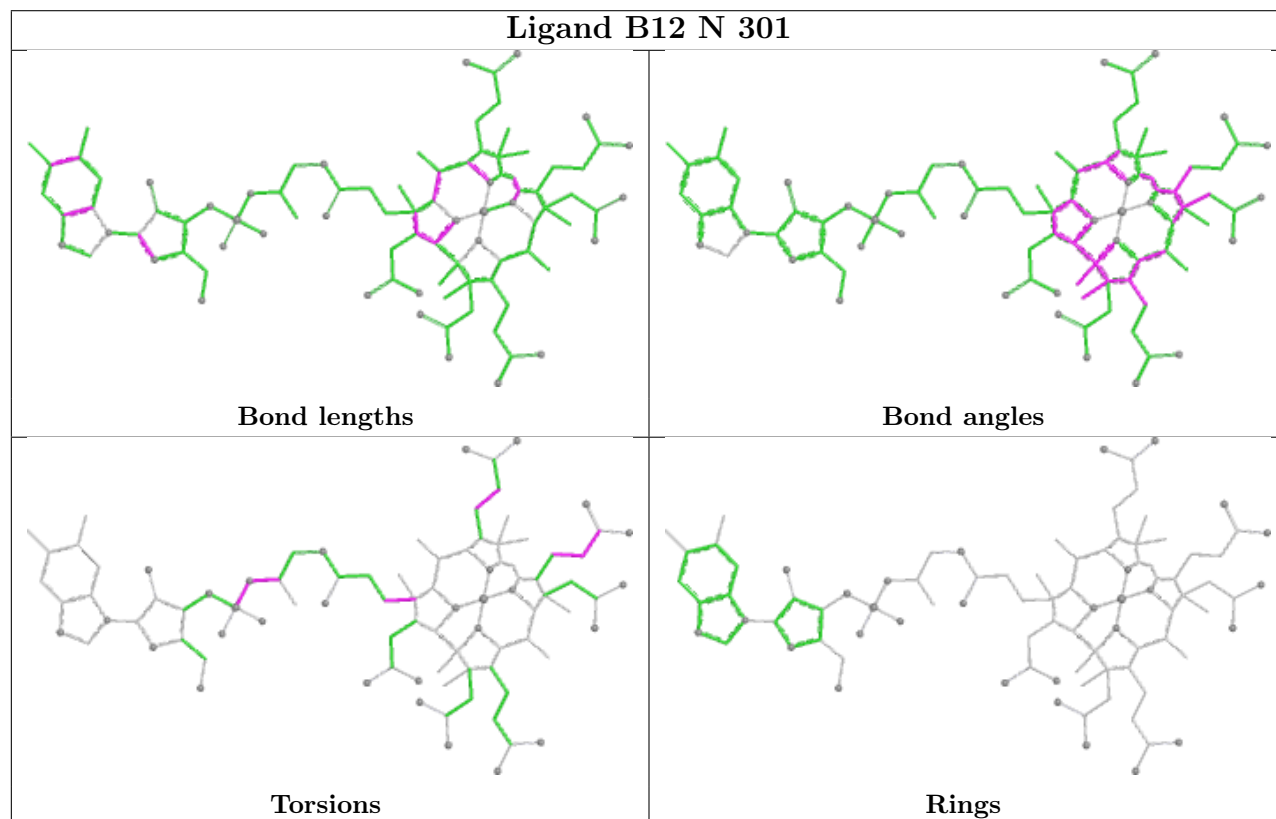


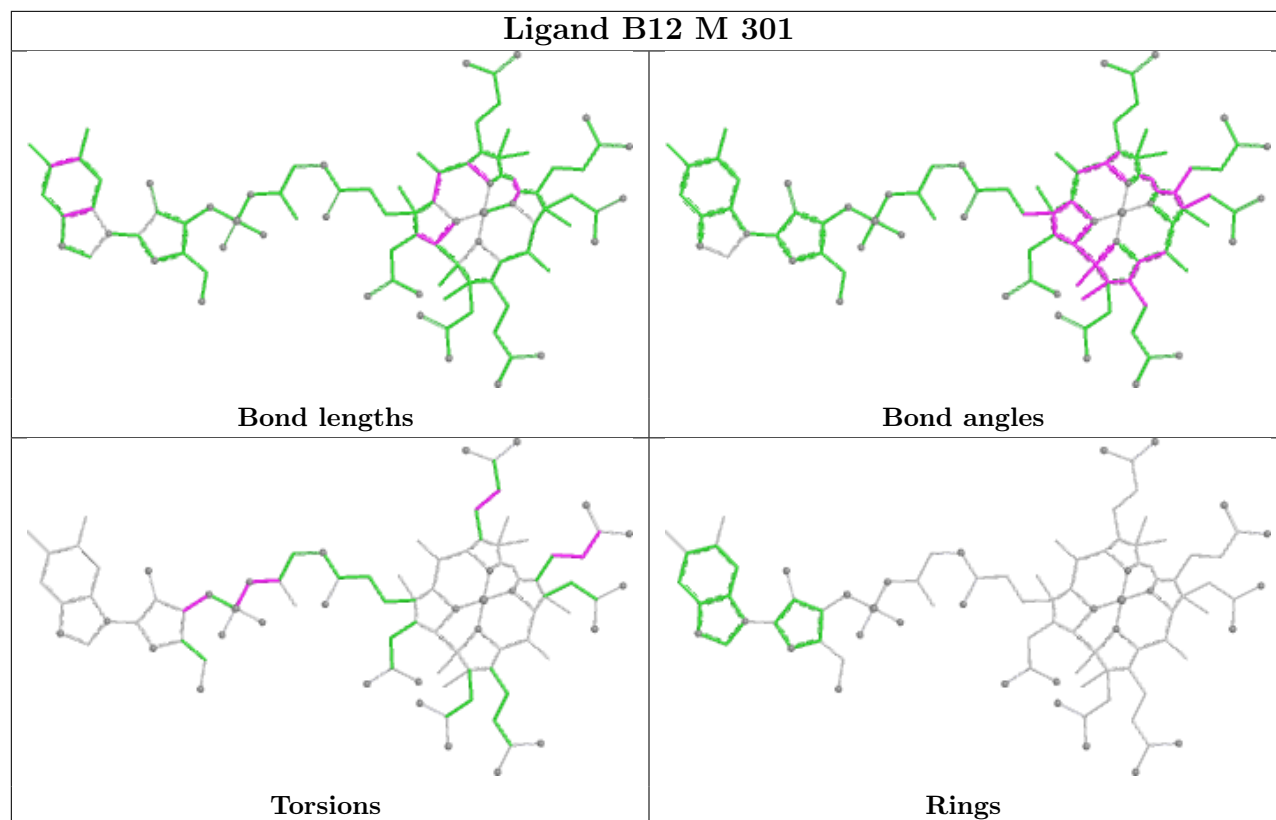
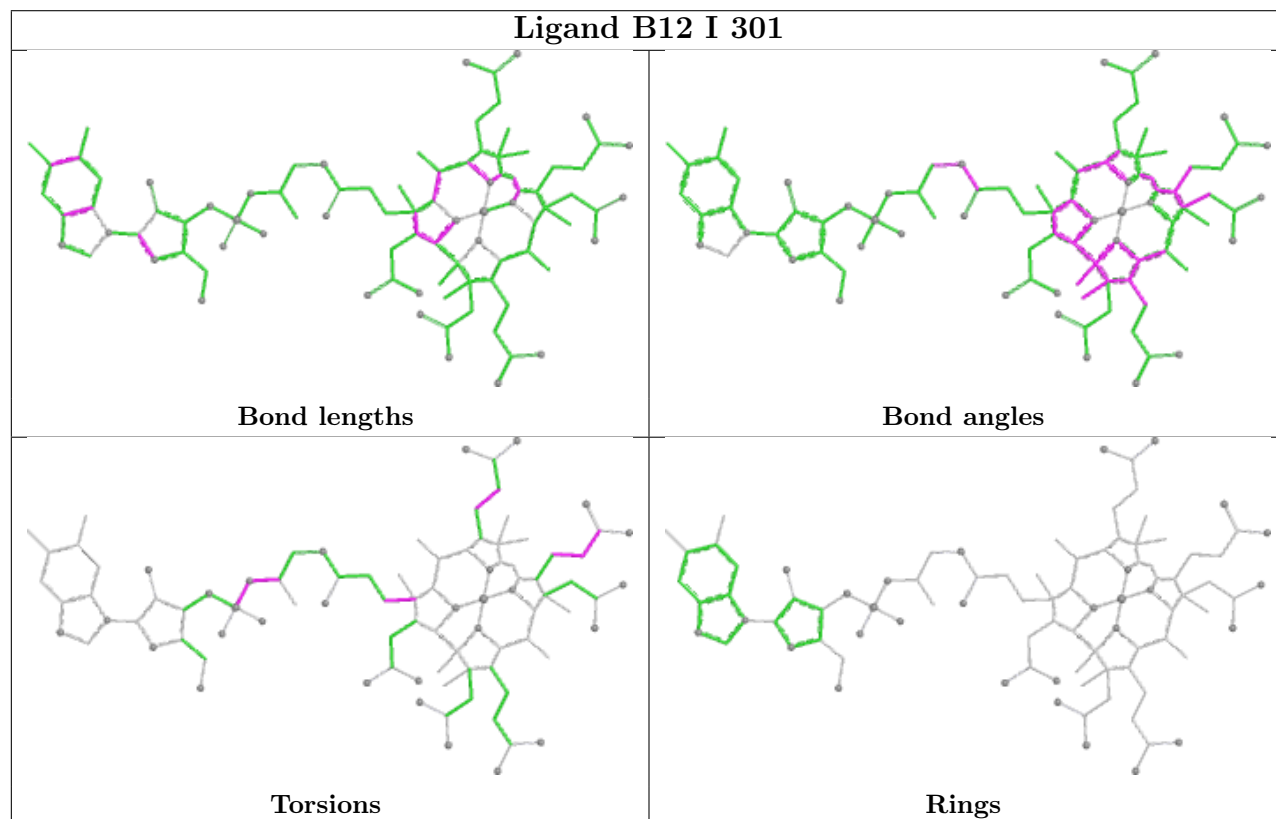
Ligand 5AD I 401

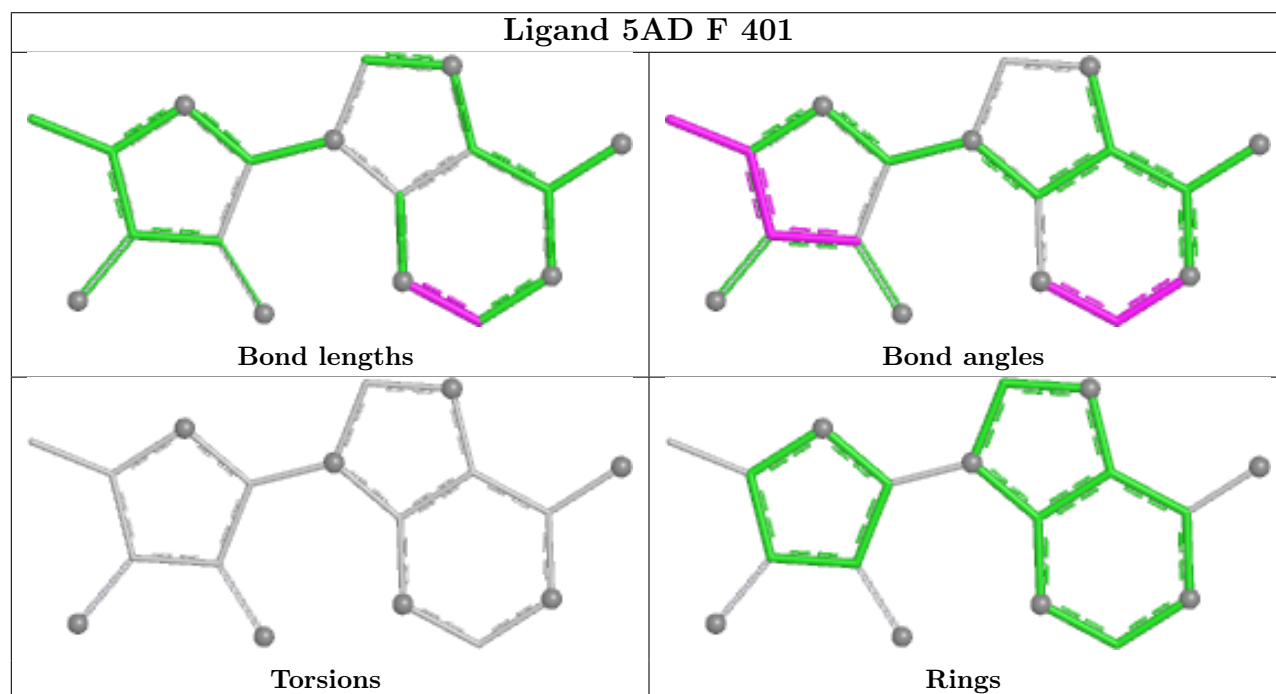
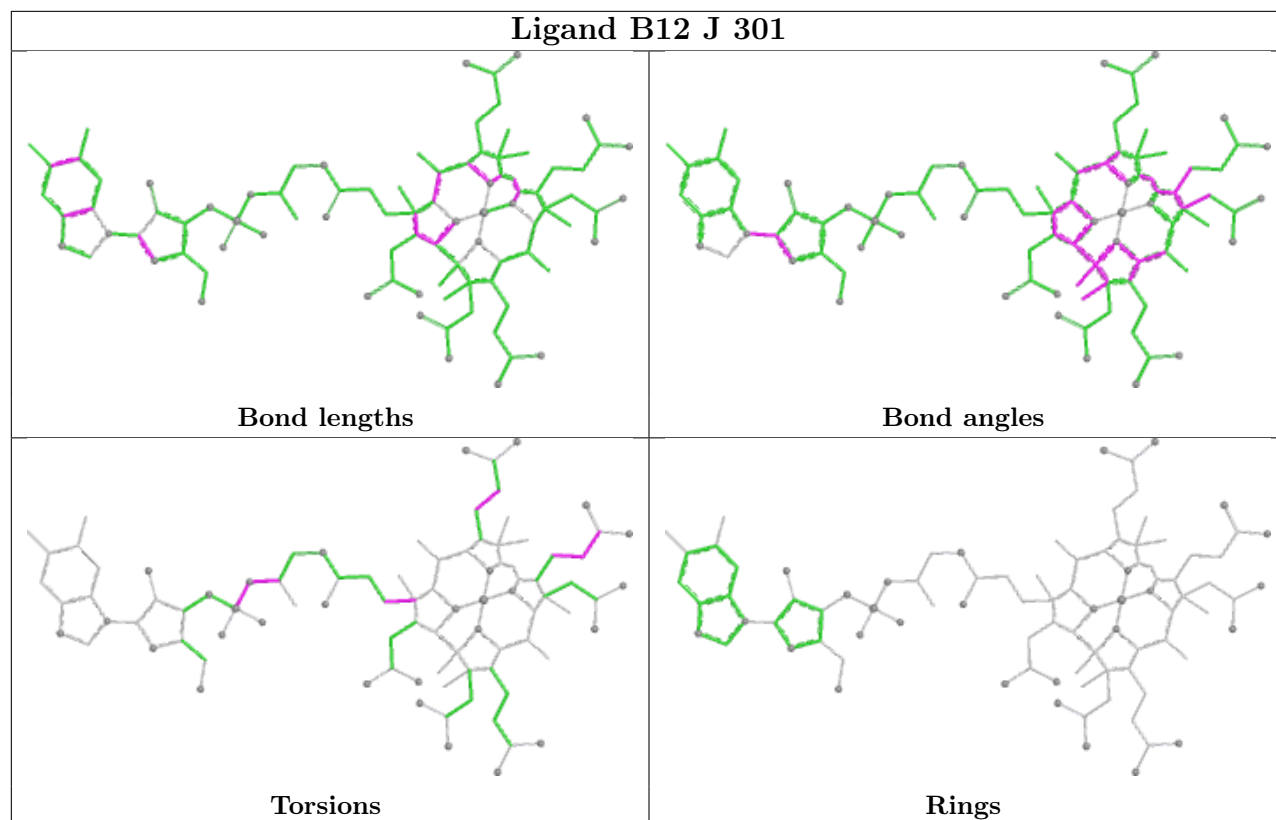


Ligand B12 C 301

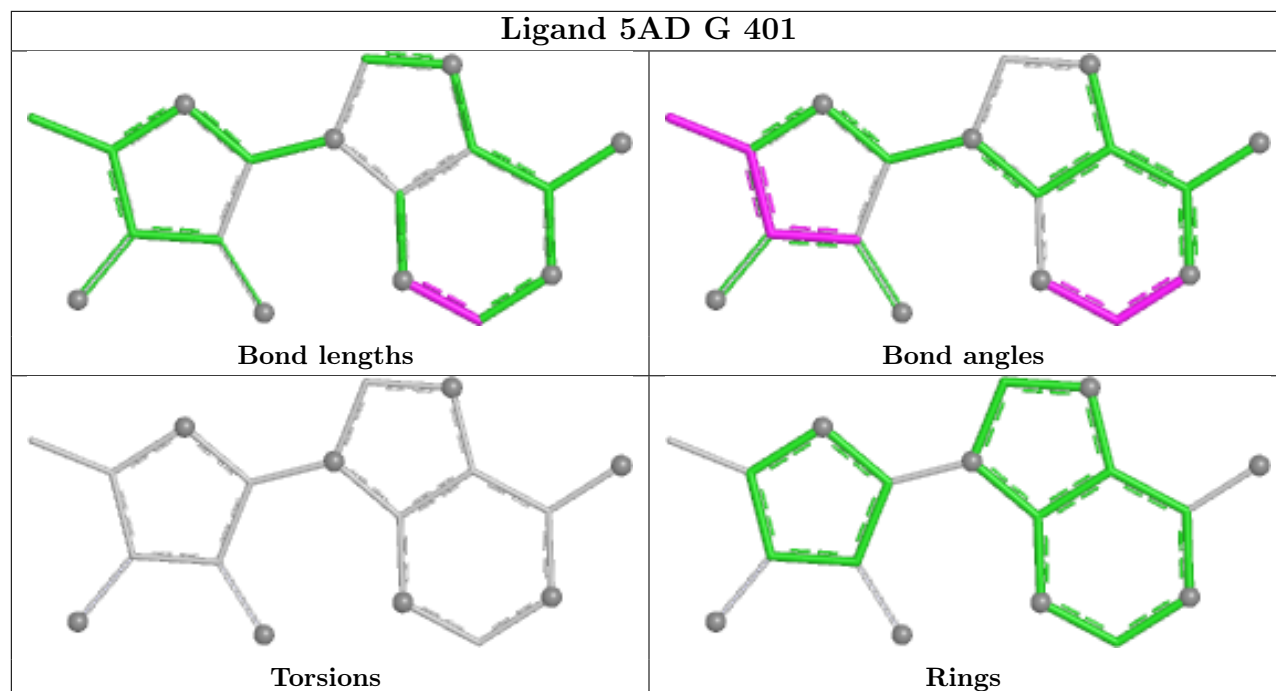


Ligand B12 P 301**Ligand B12 N 301**

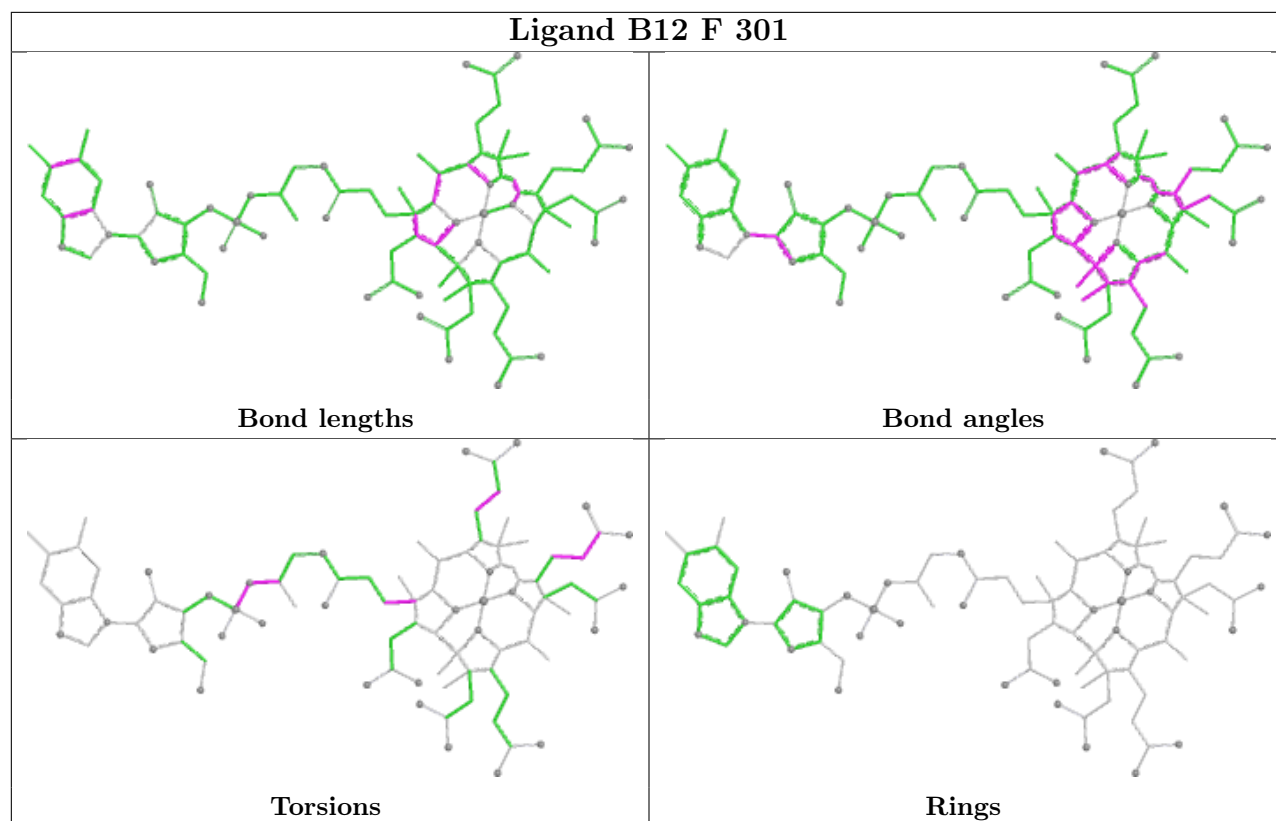
Ligand B12 M 301**Ligand B12 I 301**



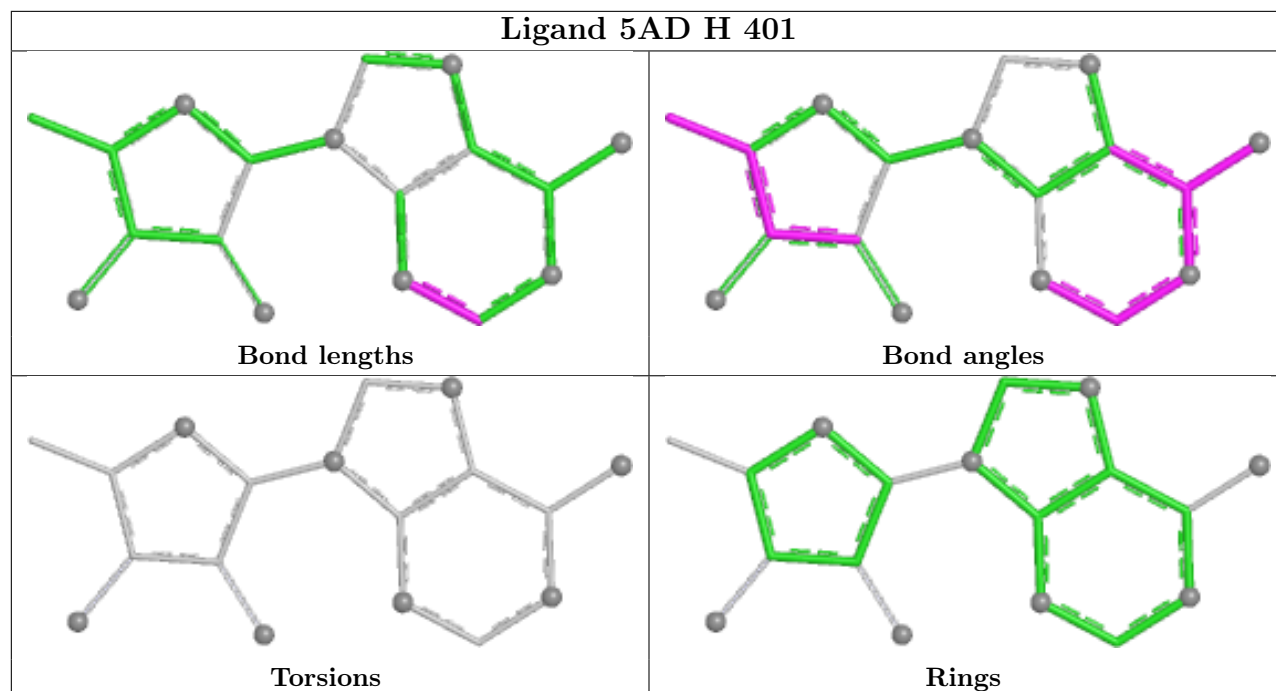
Ligand 5AD G 401



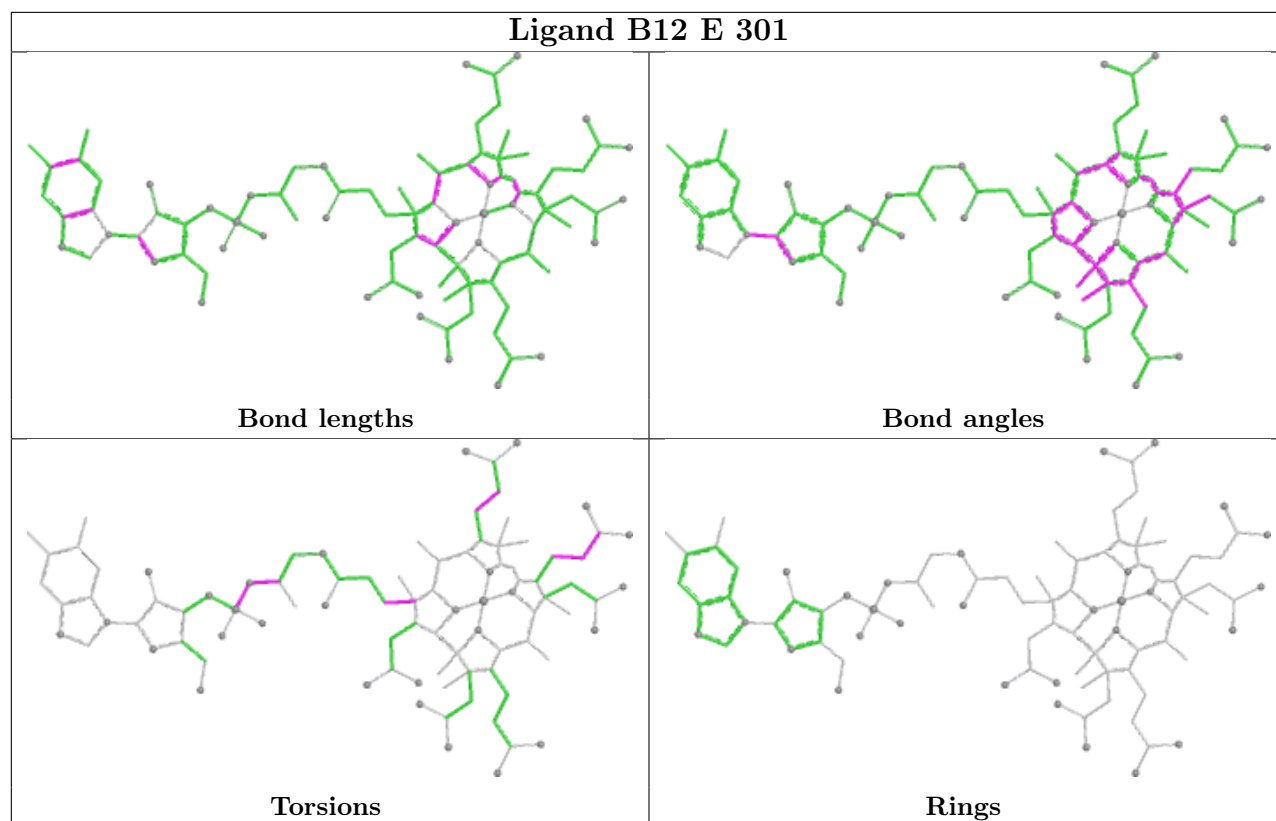
Ligand B12 F 301

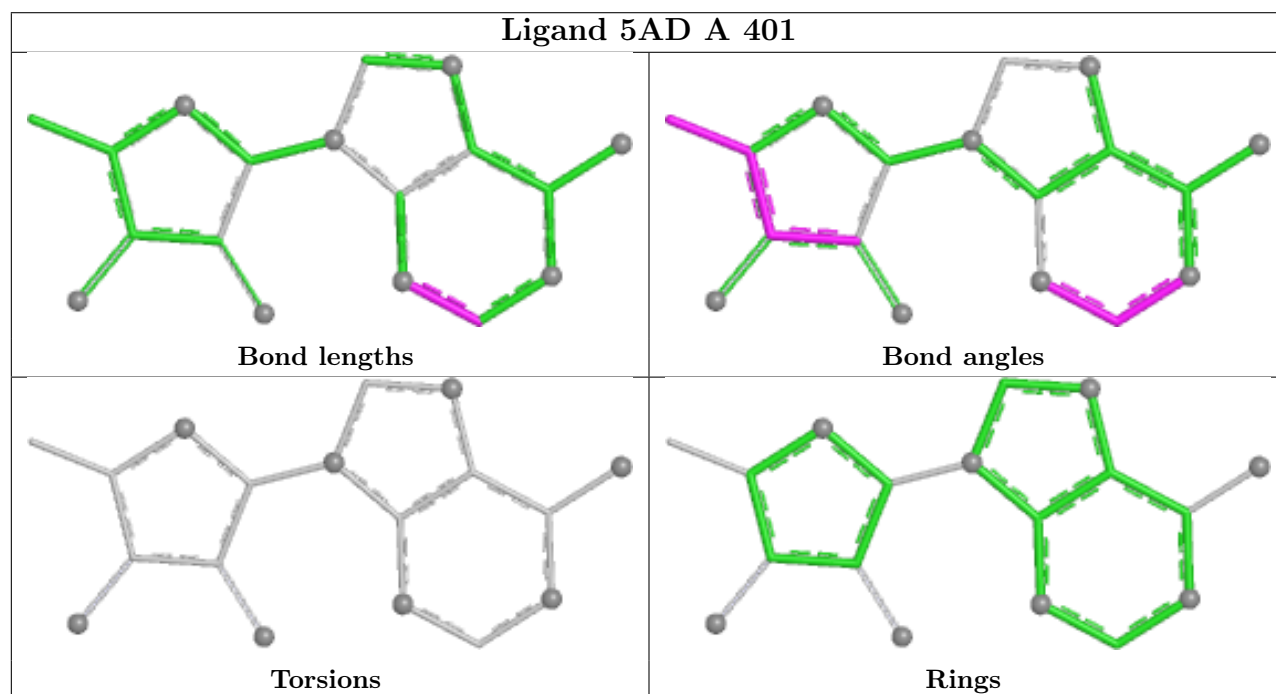
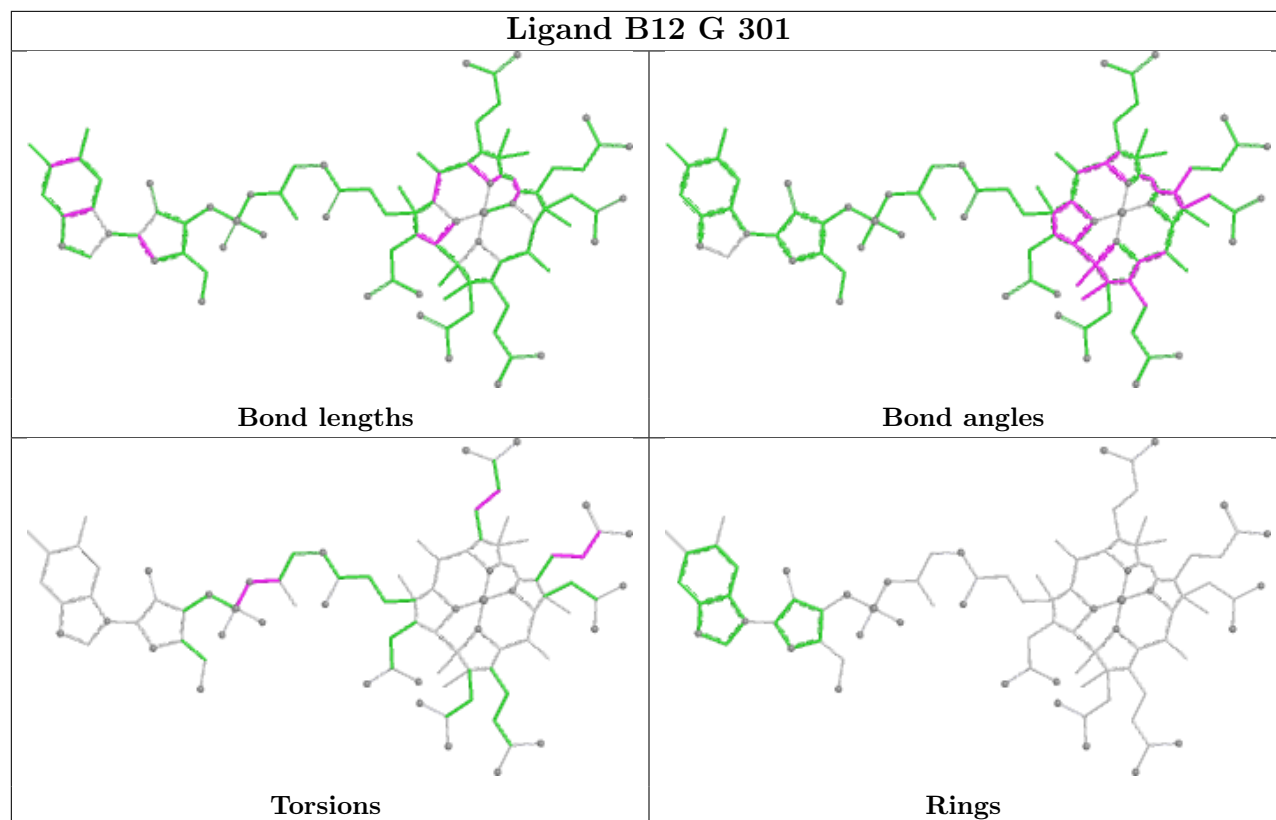


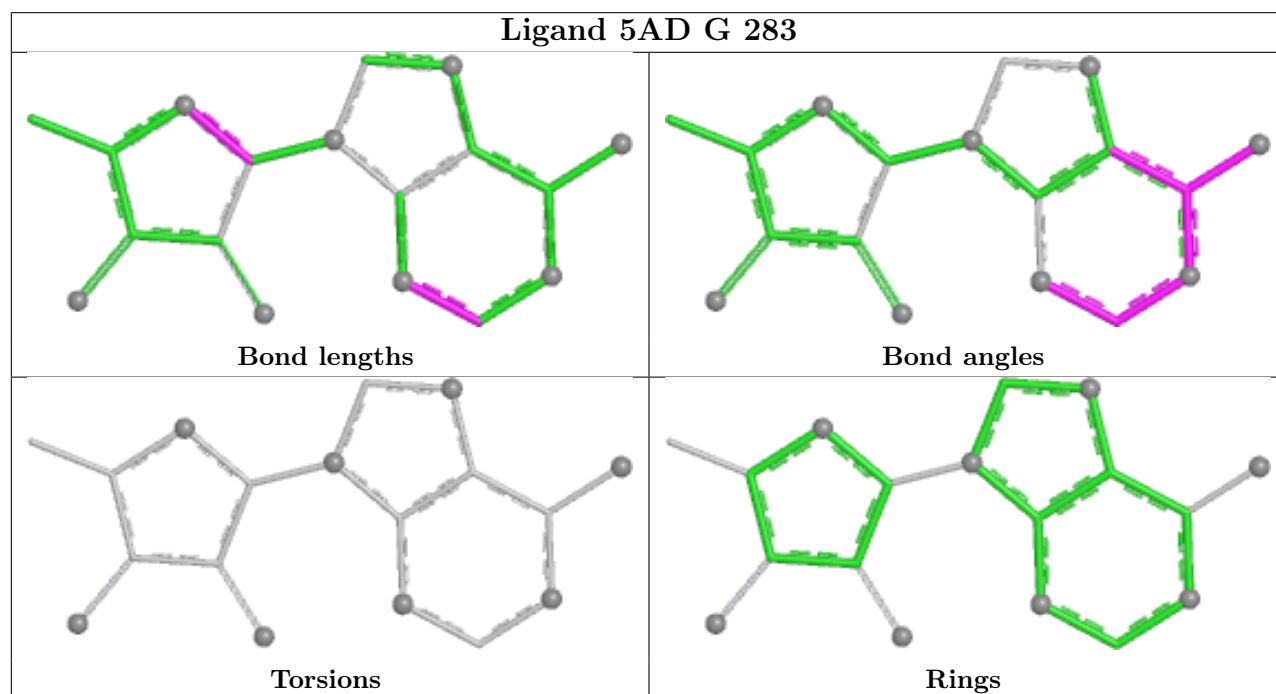
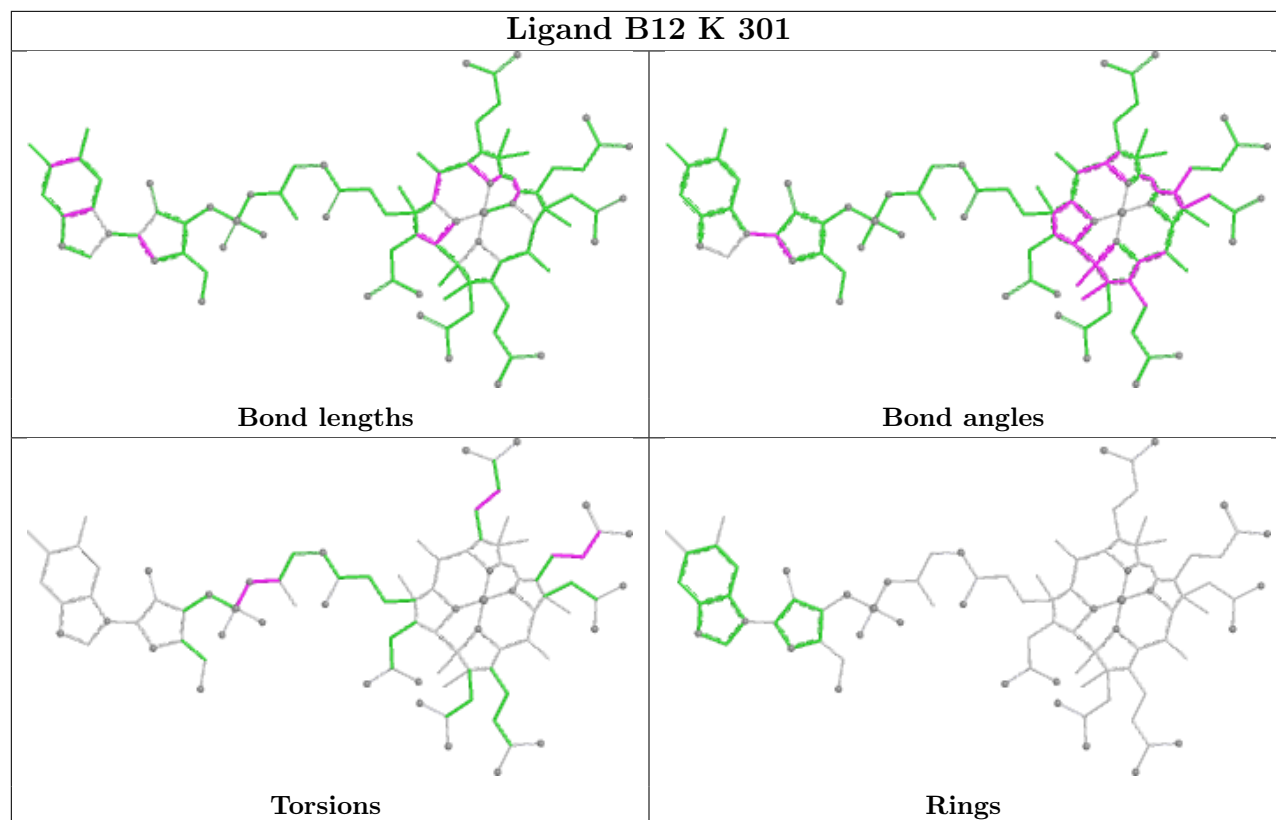
Ligand 5AD H 401



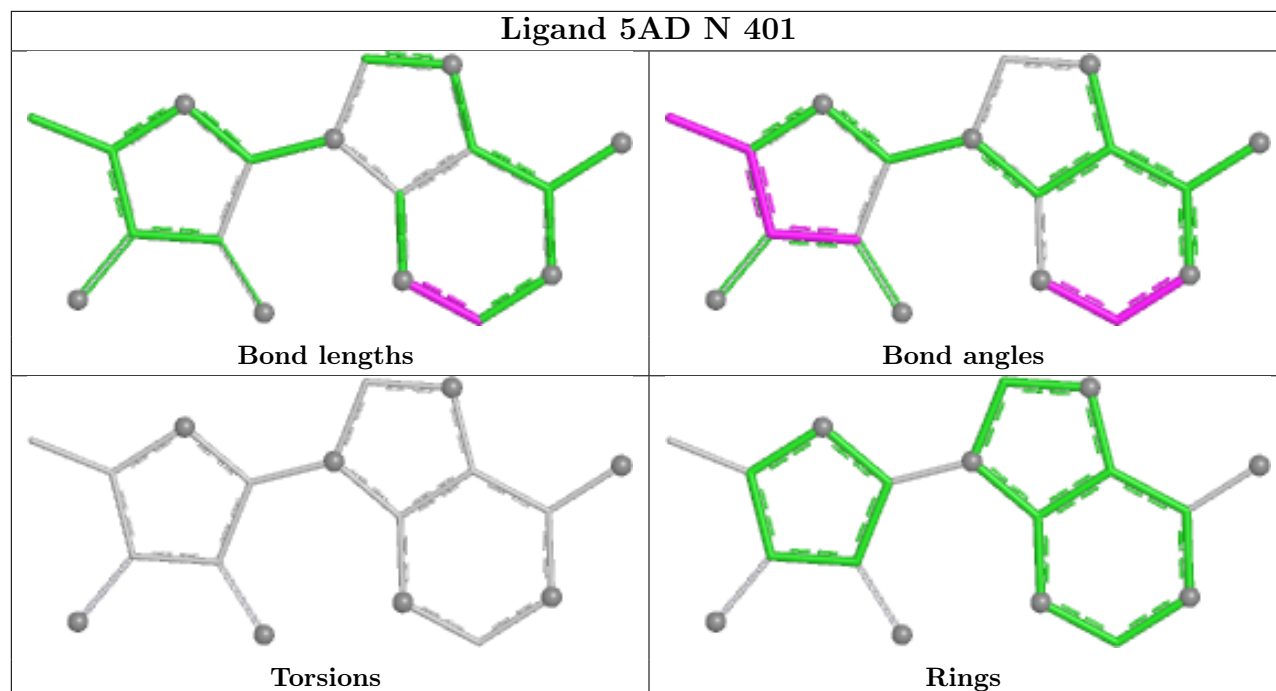
Ligand B12 E 301



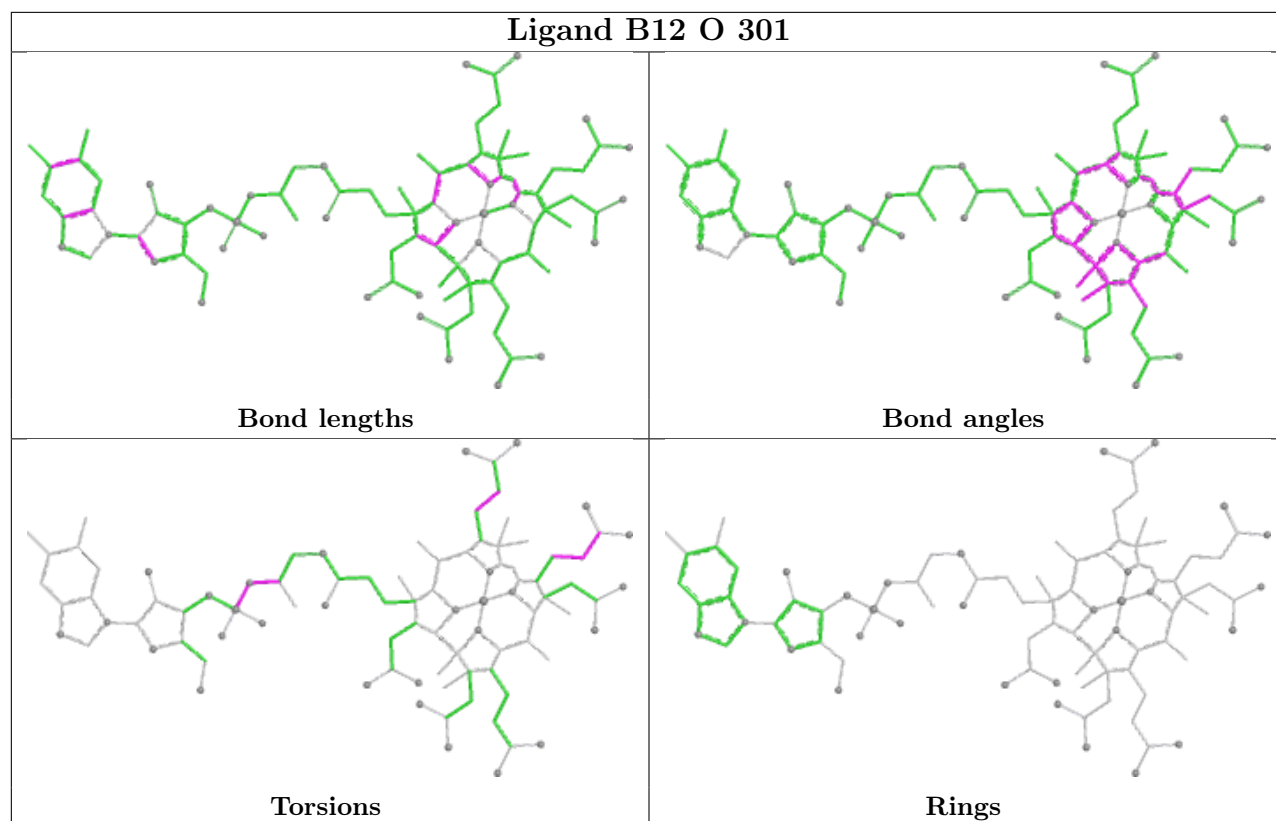




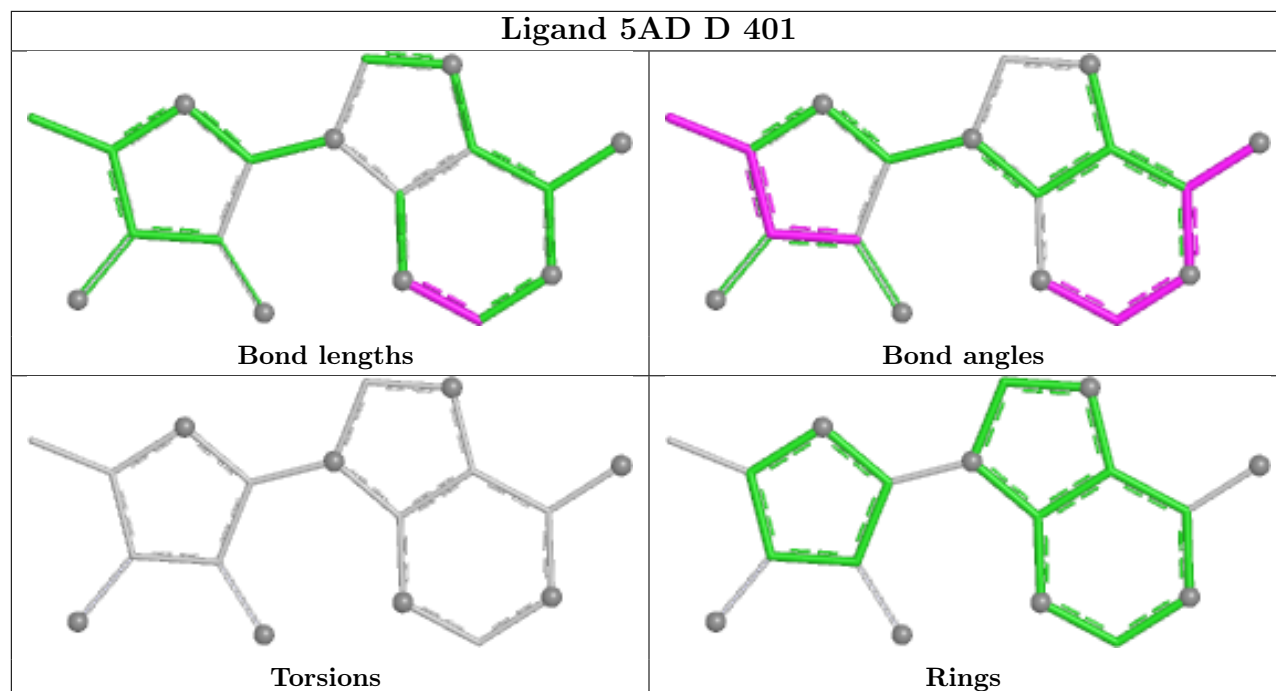
Ligand 5AD N 401



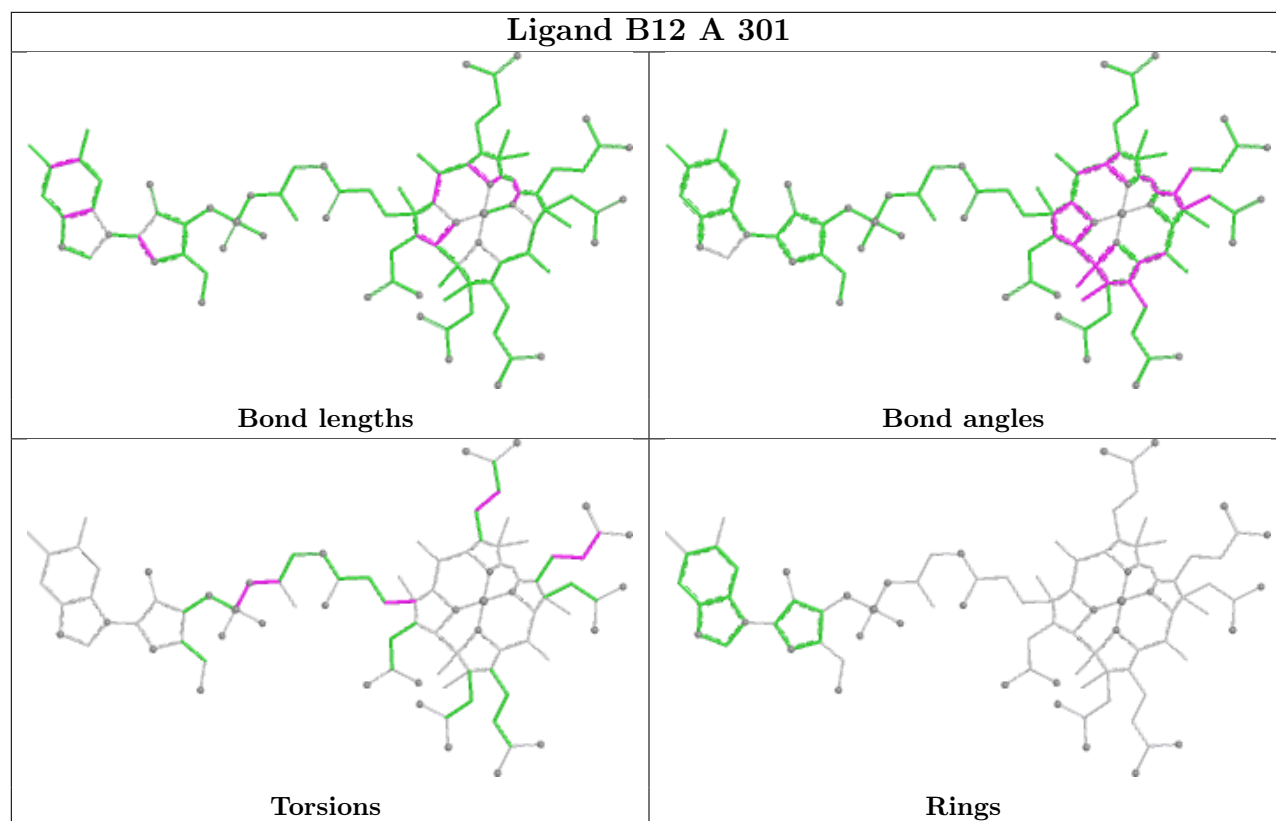
Ligand B12 O 301



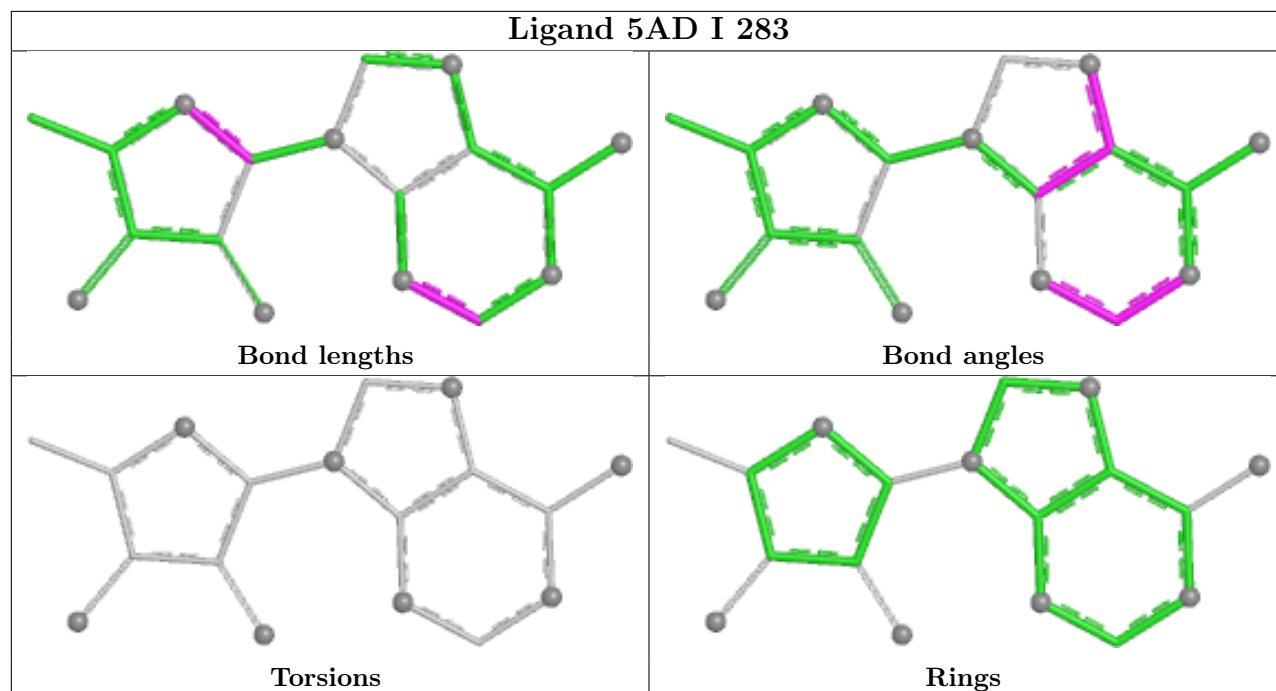
Ligand 5AD D 401



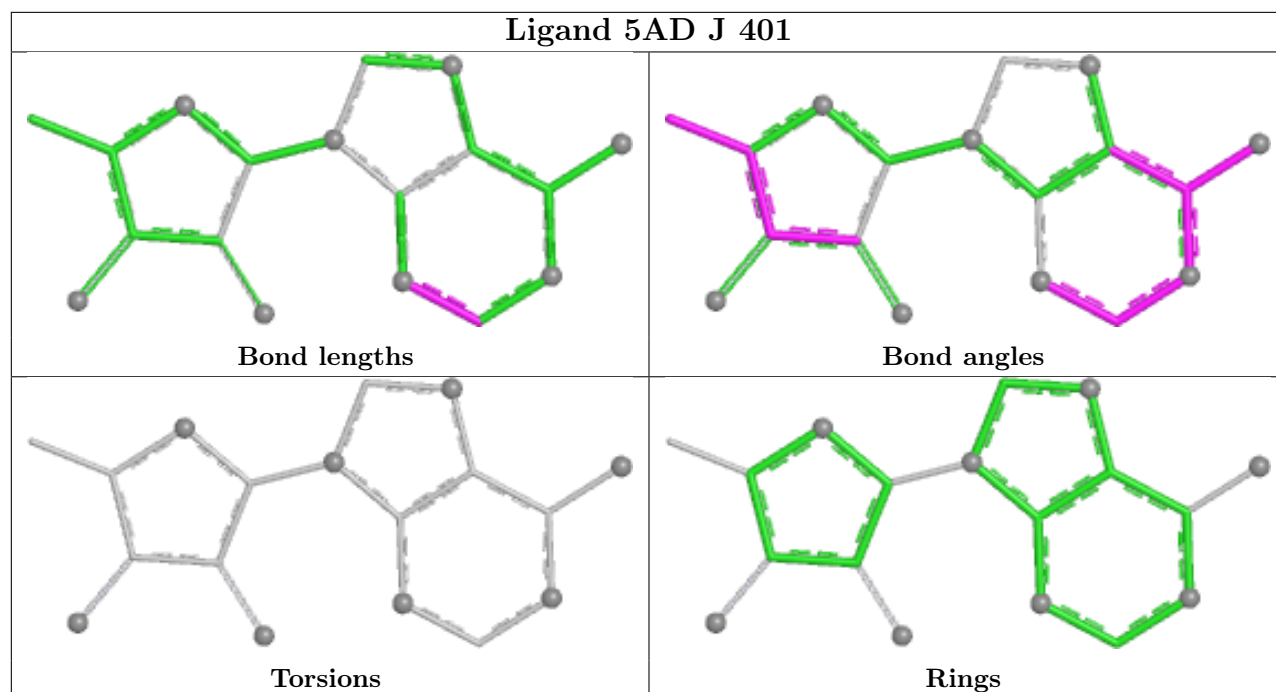
Ligand B12 A 301

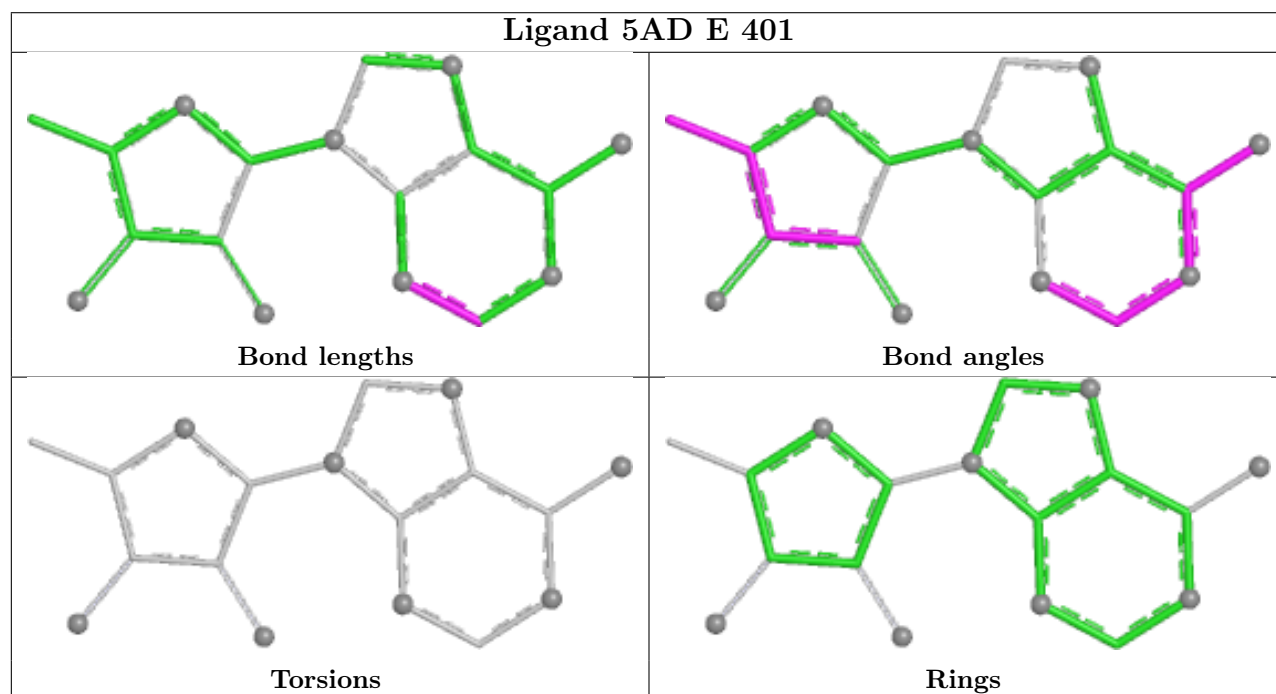
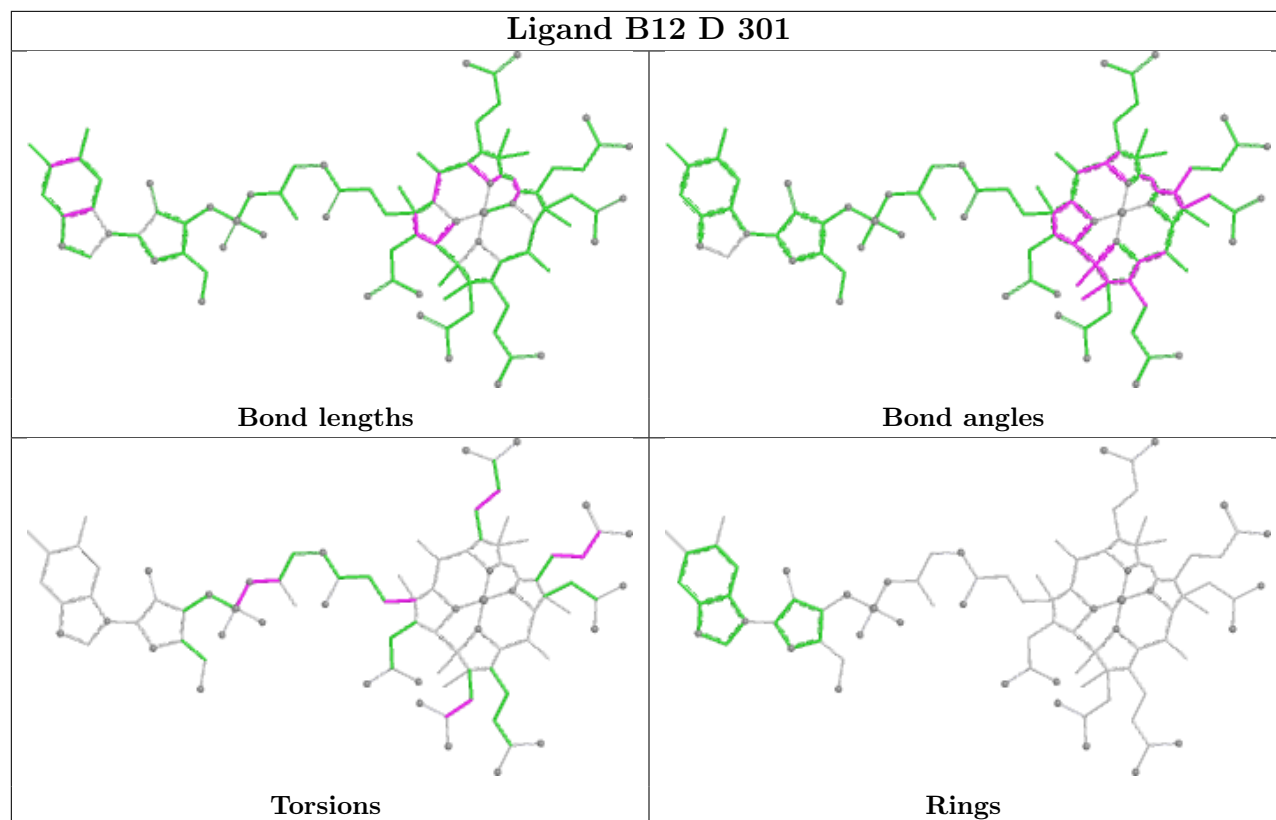


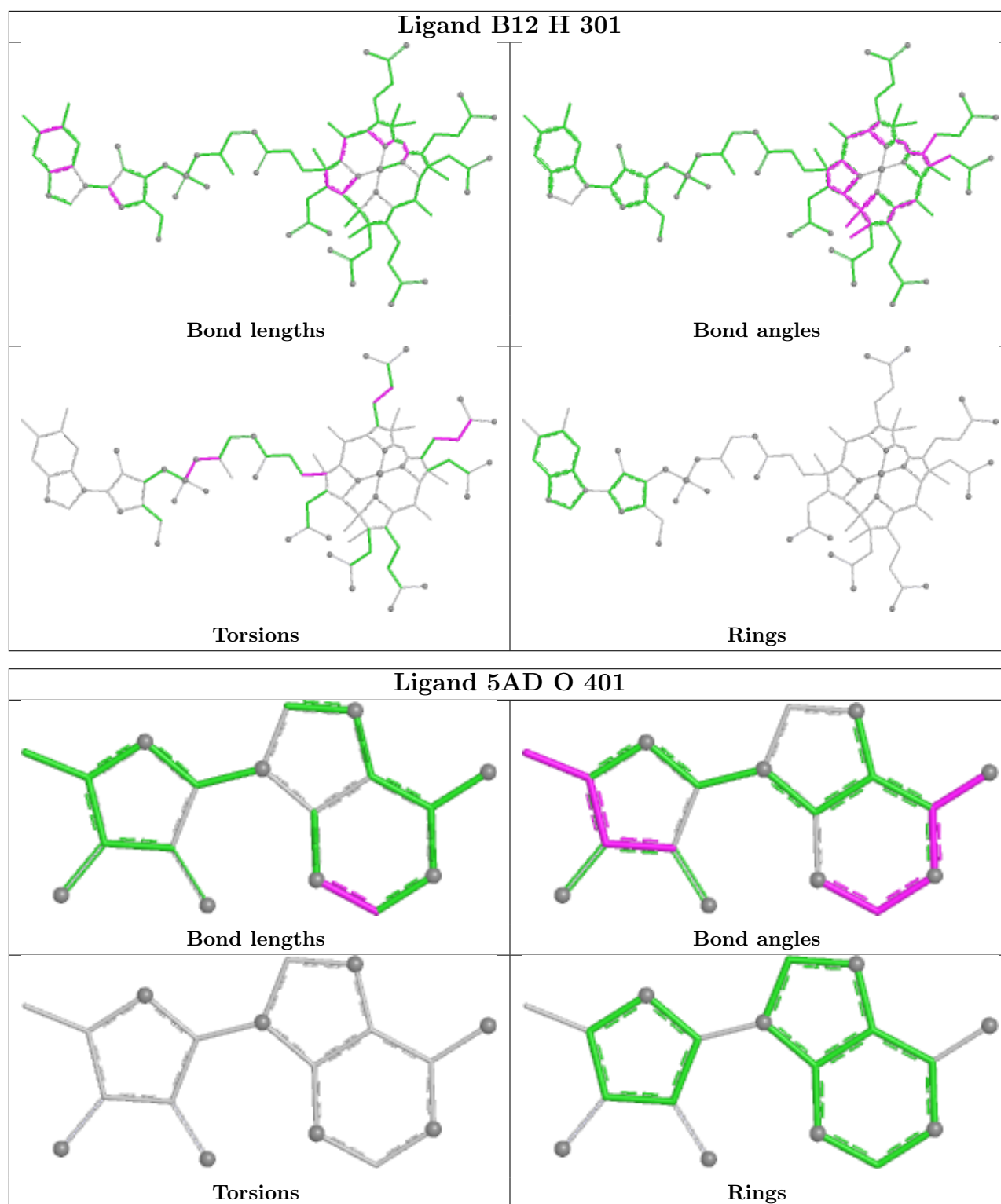
Ligand 5AD I 283



Ligand 5AD J 401







5.7 Other polymers [i](#)

There are no such residues in this entry.

5.8 Polymer linkage issues ⓘ

There are no chain breaks in this entry.

6 Fit of model and data

6.1 Protein, DNA and RNA chains

In the following table, the column labelled ‘#RSRZ > 2’ contains the number (and percentage) of RSRZ outliers, followed by percent RSRZ outliers for the chain as percentile scores relative to all X-ray entries and entries of similar resolution. The OWAB column contains the minimum, median, 95th percentile and maximum values of the occupancy-weighted average B-factor per residue. The column labelled ‘Q < 0.9’ lists the number of (and percentage) of residues with an average occupancy less than 0.9.

| Mol | Chain | Analysed | <RSRZ> | #RSRZ>2 | OWAB(Å ²) | Q<0.9 |
|-----|-------|-----------------|--------|---------------|-----------------------|---------|
| 1 | A | 225/286 (78%) | -0.15 | 1 (0%) 89 87 | 24, 40, 57, 70 | 0 |
| 1 | B | 226/286 (79%) | -0.07 | 3 (1%) 74 71 | 26, 40, 59, 70 | 0 |
| 1 | C | 226/286 (79%) | 0.12 | 2 (0%) 81 78 | 29, 42, 60, 76 | 2 (0%) |
| 1 | D | 227/286 (79%) | -0.32 | 2 (0%) 81 78 | 23, 35, 52, 73 | 1 (0%) |
| 1 | E | 228/286 (79%) | -0.48 | 1 (0%) 89 87 | 18, 31, 51, 72 | 1 (0%) |
| 1 | F | 226/286 (79%) | -0.58 | 1 (0%) 89 87 | 16, 28, 47, 63 | 3 (1%) |
| 1 | G | 226/286 (79%) | -0.58 | 5 (2%) 62 59 | 16, 27, 48, 68 | 0 |
| 1 | H | 225/286 (78%) | -0.57 | 3 (1%) 74 71 | 17, 27, 47, 66 | 0 |
| 1 | I | 226/286 (79%) | -0.51 | 2 (0%) 81 78 | 19, 30, 51, 71 | 1 (0%) |
| 1 | J | 225/286 (78%) | -0.58 | 1 (0%) 89 87 | 19, 28, 50, 71 | 1 (0%) |
| 1 | K | 225/286 (78%) | -0.43 | 0 100 100 | 19, 32, 51, 67 | 1 (0%) |
| 1 | L | 229/286 (80%) | -0.57 | 3 (1%) 74 71 | 16, 28, 45, 71 | 2 (0%) |
| 1 | M | 229/286 (80%) | -0.62 | 2 (0%) 81 78 | 16, 28, 45, 63 | 1 (0%) |
| 1 | N | 230/286 (80%) | -0.37 | 1 (0%) 89 87 | 20, 33, 51, 76 | 0 |
| 1 | O | 226/286 (79%) | -0.55 | 1 (0%) 89 87 | 18, 30, 47, 68 | 1 (0%) |
| 1 | P | 228/286 (79%) | -0.50 | 2 (0%) 81 78 | 18, 31, 51, 68 | 0 |
| All | All | 3627/4576 (79%) | -0.42 | 30 (0%) 82 80 | 16, 32, 54, 76 | 14 (0%) |

All (30) RSRZ outliers are listed below:

| Mol | Chain | Res | Type | RSRZ |
|-----|-------|-----|------|------|
| 1 | B | 3 | PRO | 4.7 |
| 1 | P | 231 | LEU | 4.6 |
| 1 | F | 3 | PRO | 4.3 |
| 1 | C | 231 | LEU | 4.1 |
| 1 | O | 231 | LEU | 4.1 |

Continued on next page...

Continued from previous page...

| Mol | Chain | Res | Type | RSRZ |
|-----|-------|-----|------|------|
| 1 | L | 233 | LEU | 3.9 |
| 1 | H | 70 | CYS | 3.7 |
| 1 | N | 235 | GLY | 3.7 |
| 1 | L | 3 | PRO | 3.4 |
| 1 | I | 3 | PRO | 3.3 |
| 1 | G | 70 | CYS | 3.1 |
| 1 | G | 72 | LEU | 2.9 |
| 1 | G | 71 | HIS | 2.9 |
| 1 | J | 70 | CYS | 2.9 |
| 1 | B | 70 | CYS | 2.9 |
| 1 | I | 71 | HIS | 2.9 |
| 1 | G | 3 | PRO | 2.8 |
| 1 | H | 71 | HIS | 2.7 |
| 1 | D | 2 | GLU | 2.6 |
| 1 | P | 3 | PRO | 2.6 |
| 1 | M | 231 | LEU | 2.5 |
| 1 | A | 70 | CYS | 2.5 |
| 1 | C | 213 | GLU | 2.3 |
| 1 | L | 232 | ALA | 2.3 |
| 1 | H | 73 | ARG | 2.3 |
| 1 | B | 213 | GLU | 2.3 |
| 1 | E | 233 | LEU | 2.2 |
| 1 | D | 228 | ALA | 2.2 |
| 1 | M | 232 | ALA | 2.2 |
| 1 | G | 73 | ARG | 2.0 |

6.2 Non-standard residues in protein, DNA, RNA chains ⓘ

There are no non-standard protein/DNA/RNA residues in this entry.

6.3 Carbohydrates ⓘ

There are no monosaccharides in this entry.

6.4 Ligands ⓘ

In the following table, the Atoms column lists the number of modelled atoms in the group and the number defined in the chemical component dictionary. The B-factors column lists the minimum, median, 95th percentile and maximum values of B factors of atoms in the group. The column labelled 'Q< 0.9' lists the number of atoms with occupancy less than 0.9.

| Mol | Type | Chain | Res | Atoms | RSCC | RSR | B-factors(\AA^2) | Q<0.9 |
|-----|------|-------|-----|-------|------|------|-----------------------------|-------|
| 4 | DHL | G | 601 | 4/4 | 0.67 | 0.27 | 57,59,61,64 | 0 |
| 4 | DHL | A | 601 | 4/4 | 0.68 | 0.26 | 79,79,79,80 | 0 |
| 4 | DHL | O | 601 | 4/4 | 0.70 | 0.34 | 29,30,32,35 | 4 |
| 5 | 5AD | G | 283 | 18/18 | 0.72 | 0.19 | 55,68,72,72 | 0 |
| 5 | 5AD | I | 283 | 18/18 | 0.75 | 0.18 | 59,64,71,73 | 0 |
| 4 | DHL | I | 601 | 4/4 | 0.76 | 0.34 | 41,42,42,42 | 4 |
| 4 | DHL | D | 601 | 4/4 | 0.77 | 0.25 | 62,62,63,64 | 0 |
| 4 | DHL | M | 601 | 4/4 | 0.81 | 0.21 | 54,55,56,56 | 0 |
| 6 | EDO | E | 283 | 4/4 | 0.83 | 0.20 | 55,55,55,59 | 0 |
| 4 | DHL | C | 601 | 4/4 | 0.85 | 0.28 | 22,23,25,30 | 4 |
| 4 | DHL | L | 601 | 4/4 | 0.88 | 0.15 | 51,51,51,51 | 0 |
| 4 | DHL | F | 601 | 4/4 | 0.88 | 0.16 | 52,52,53,54 | 0 |
| 5 | 5AD | C | 401 | 18/18 | 0.89 | 0.12 | 31,39,46,46 | 0 |
| 4 | DHL | N | 601 | 4/4 | 0.89 | 0.17 | 51,55,58,61 | 0 |
| 3 | FLC | D | 501 | 13/13 | 0.90 | 0.10 | 43,44,45,45 | 0 |
| 4 | DHL | K | 601 | 4/4 | 0.90 | 0.15 | 50,51,51,53 | 0 |
| 3 | FLC | C | 501 | 13/13 | 0.90 | 0.13 | 61,62,63,63 | 0 |
| 5 | 5AD | O | 401 | 18/18 | 0.90 | 0.11 | 25,31,35,39 | 0 |
| 5 | 5AD | B | 401 | 18/18 | 0.90 | 0.11 | 35,40,43,43 | 0 |
| 6 | EDO | P | 284 | 4/4 | 0.90 | 0.21 | 48,49,49,53 | 0 |
| 4 | DHL | J | 601 | 4/4 | 0.91 | 0.13 | 43,47,51,54 | 0 |
| 5 | 5AD | K | 401 | 18/18 | 0.91 | 0.11 | 23,32,34,35 | 0 |
| 5 | 5AD | L | 401 | 18/18 | 0.91 | 0.11 | 24,32,44,47 | 0 |
| 3 | FLC | B | 501 | 13/13 | 0.91 | 0.10 | 53,54,55,55 | 0 |
| 5 | 5AD | E | 401 | 18/18 | 0.91 | 0.10 | 24,31,38,38 | 0 |
| 6 | EDO | P | 283 | 4/4 | 0.91 | 0.18 | 43,44,45,48 | 0 |
| 5 | 5AD | A | 401 | 18/18 | 0.91 | 0.09 | 41,44,47,49 | 0 |
| 3 | FLC | P | 501 | 13/13 | 0.92 | 0.10 | 39,40,41,42 | 0 |
| 5 | 5AD | F | 401 | 18/18 | 0.92 | 0.10 | 24,31,35,38 | 0 |
| 5 | 5AD | M | 401 | 18/18 | 0.92 | 0.10 | 26,34,40,43 | 0 |
| 5 | 5AD | N | 401 | 18/18 | 0.92 | 0.10 | 22,31,39,40 | 0 |
| 3 | FLC | K | 501 | 13/13 | 0.92 | 0.10 | 37,38,39,39 | 0 |
| 5 | 5AD | H | 401 | 18/18 | 0.92 | 0.10 | 23,29,38,38 | 0 |
| 5 | 5AD | I | 401 | 18/18 | 0.92 | 0.10 | 28,34,38,39 | 0 |
| 5 | 5AD | D | 401 | 18/18 | 0.92 | 0.09 | 31,35,47,48 | 0 |
| 3 | FLC | N | 501 | 13/13 | 0.93 | 0.09 | 38,39,40,41 | 0 |
| 3 | FLC | G | 501 | 13/13 | 0.93 | 0.09 | 33,34,35,36 | 0 |
| 5 | 5AD | G | 401 | 18/18 | 0.93 | 0.09 | 28,32,38,39 | 0 |
| 5 | 5AD | J | 401 | 18/18 | 0.94 | 0.09 | 22,28,37,38 | 0 |
| 3 | FLC | F | 501 | 13/13 | 0.94 | 0.08 | 31,32,33,33 | 0 |
| 3 | FLC | L | 501 | 13/13 | 0.94 | 0.09 | 35,35,36,37 | 0 |
| 3 | FLC | M | 501 | 13/13 | 0.94 | 0.08 | 35,36,37,37 | 0 |
| 3 | FLC | E | 501 | 13/13 | 0.94 | 0.09 | 36,37,38,38 | 0 |

Continued on next page...

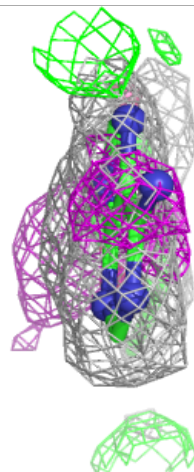
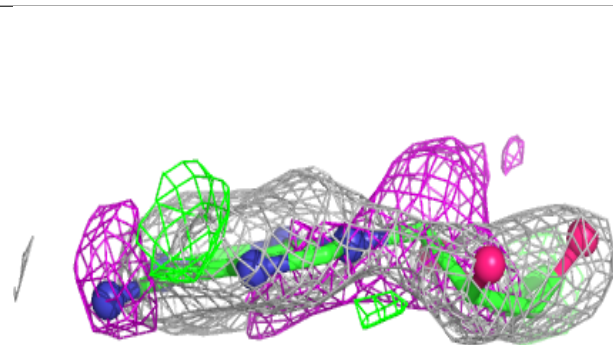
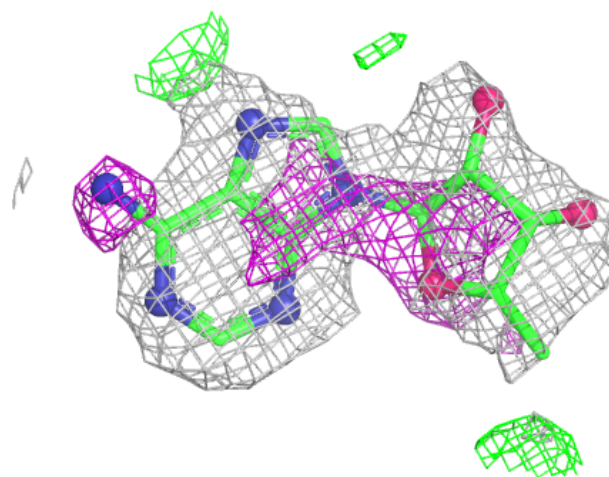
Continued from previous page...

| Mol | Type | Chain | Res | Atoms | RSCC | RSR | B-factors(\AA^2) | Q<0.9 |
|-----|------|-------|-----|-------|------|------|-----------------------------|-------|
| 4 | DHL | P | 601 | 4/4 | 0.94 | 0.12 | 38,38,38,40 | 0 |
| 5 | 5AD | P | 401 | 18/18 | 0.94 | 0.09 | 26,32,36,37 | 0 |
| 3 | FLC | O | 501 | 13/13 | 0.94 | 0.08 | 36,37,38,38 | 0 |
| 3 | FLC | H | 501 | 13/13 | 0.94 | 0.08 | 37,38,39,39 | 0 |
| 3 | FLC | J | 501 | 13/13 | 0.94 | 0.07 | 35,36,37,38 | 0 |
| 4 | DHL | H | 601 | 4/4 | 0.95 | 0.11 | 39,40,41,42 | 0 |
| 3 | FLC | A | 501 | 13/13 | 0.95 | 0.07 | 43,44,45,46 | 0 |
| 3 | FLC | I | 501 | 13/13 | 0.95 | 0.08 | 34,34,35,36 | 0 |
| 2 | B12 | C | 301 | 91/91 | 0.96 | 0.09 | 28,35,46,55 | 0 |
| 2 | B12 | B | 301 | 91/91 | 0.96 | 0.08 | 29,35,42,49 | 0 |
| 2 | B12 | G | 301 | 91/91 | 0.97 | 0.07 | 15,21,28,29 | 0 |
| 2 | B12 | H | 301 | 91/91 | 0.97 | 0.07 | 16,22,26,29 | 0 |
| 2 | B12 | I | 301 | 91/91 | 0.97 | 0.07 | 17,23,30,33 | 0 |
| 2 | B12 | J | 301 | 91/91 | 0.97 | 0.07 | 18,23,30,32 | 0 |
| 2 | B12 | K | 301 | 91/91 | 0.97 | 0.07 | 17,25,29,34 | 0 |
| 2 | B12 | M | 301 | 91/91 | 0.97 | 0.07 | 10,21,28,31 | 0 |
| 2 | B12 | N | 301 | 91/91 | 0.97 | 0.07 | 15,23,29,32 | 0 |
| 2 | B12 | O | 301 | 91/91 | 0.97 | 0.07 | 15,22,29,32 | 0 |
| 2 | B12 | P | 301 | 91/91 | 0.97 | 0.07 | 17,24,29,31 | 0 |
| 2 | B12 | A | 301 | 91/91 | 0.97 | 0.07 | 27,33,41,44 | 0 |
| 2 | B12 | D | 301 | 91/91 | 0.97 | 0.08 | 17,28,37,38 | 0 |
| 2 | B12 | F | 301 | 91/91 | 0.97 | 0.07 | 12,21,28,30 | 0 |
| 2 | B12 | L | 301 | 91/91 | 0.98 | 0.07 | 14,20,28,30 | 0 |
| 2 | B12 | E | 301 | 91/91 | 0.98 | 0.07 | 17,23,30,32 | 0 |

The following is a graphical depiction of the model fit to experimental electron density of all instances of the Ligand of Interest. In addition, ligands with molecular weight > 250 and outliers as shown on the geometry validation Tables will also be included. Each fit is shown from different orientation to approximate a three-dimensional view.

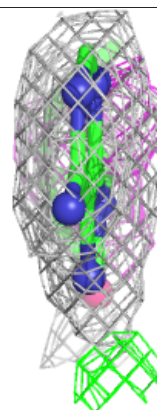
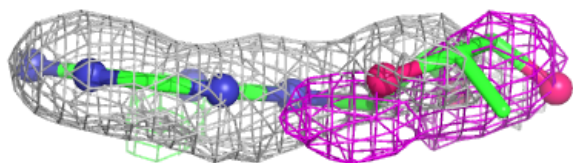
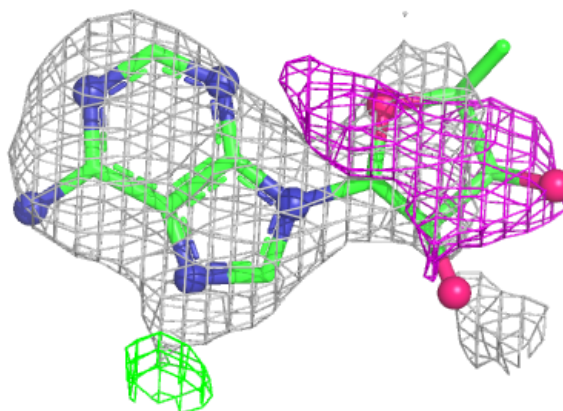
Electron density around 5AD G 283:

$2mF_o-DF_c$ (at 0.7 rmsd) in gray
 mF_o-DF_c (at 3 rmsd) in purple (negative)
and green (positive)

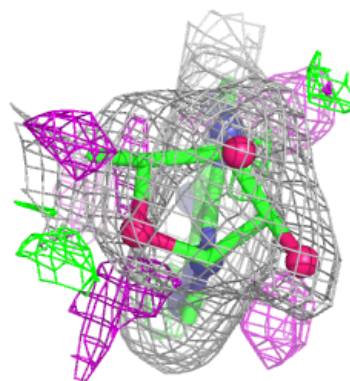
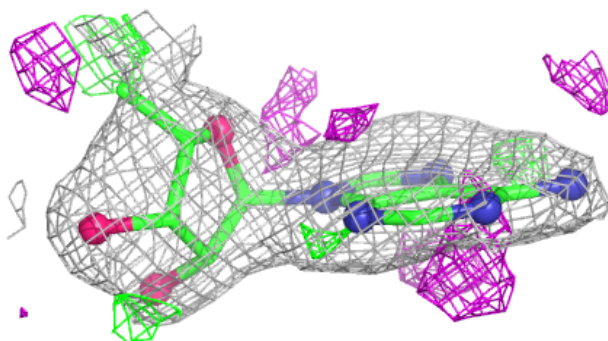
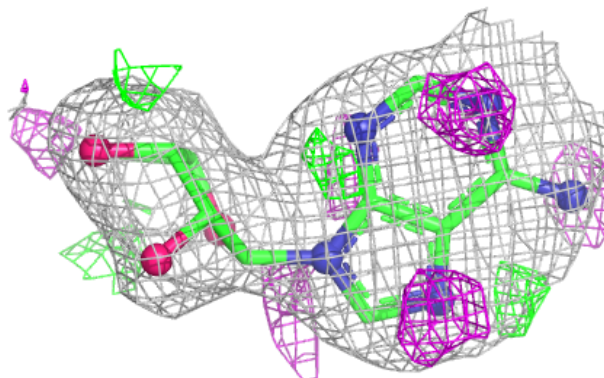


Electron density around 5AD I 283:

$2mF_o-DF_c$ (at 0.7 rmsd) in gray
 mF_o-DF_c (at 3 rmsd) in purple (negative)
and green (positive)

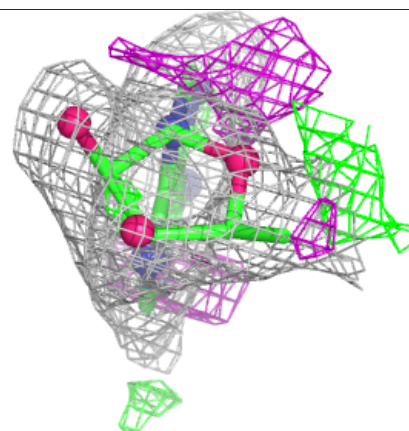
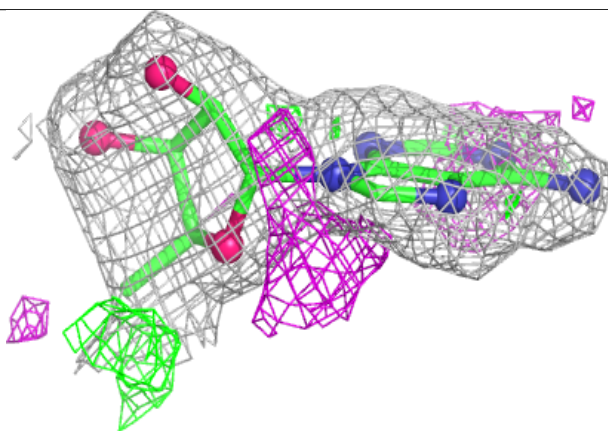
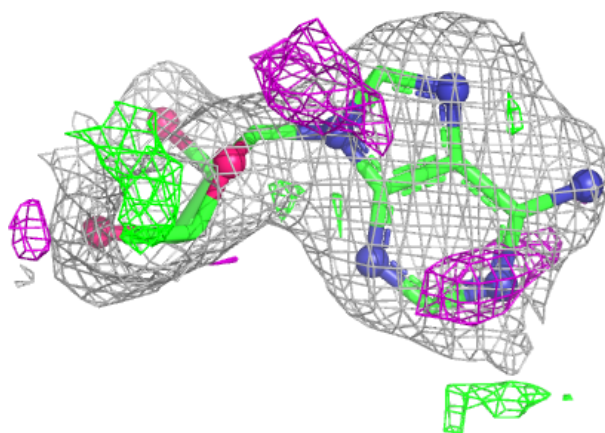
**Electron density around 5AD C 401:**

$2mF_o-DF_c$ (at 0.7 rmsd) in gray
 mF_o-DF_c (at 3 rmsd) in purple (negative)
and green (positive)

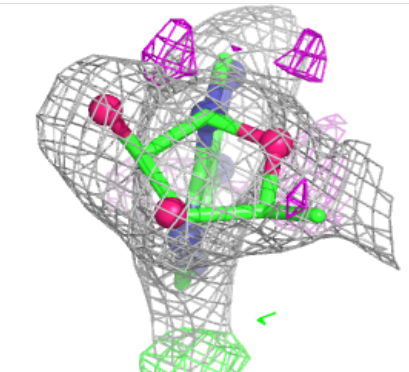
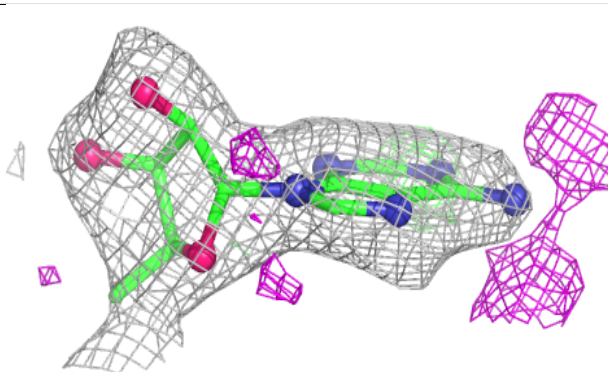
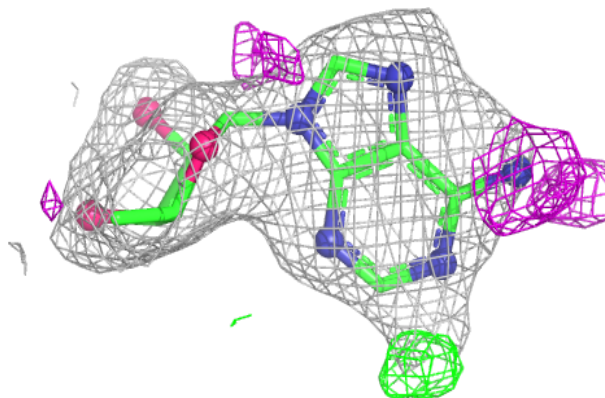


Electron density around 5AD O 401:

$2mF_o-DF_c$ (at 0.7 rmsd) in gray
 mF_o-DF_c (at 3 rmsd) in purple (negative)
and green (positive)

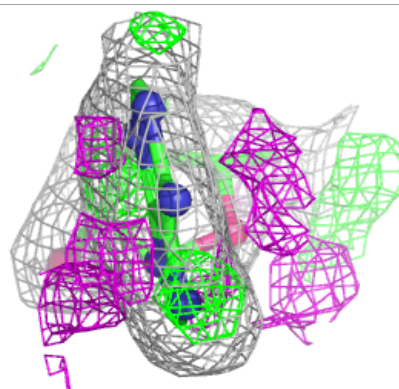
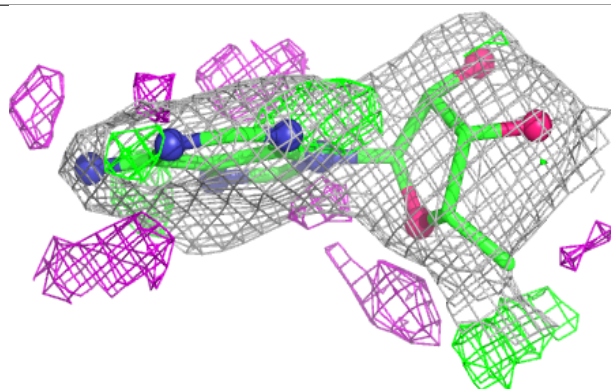
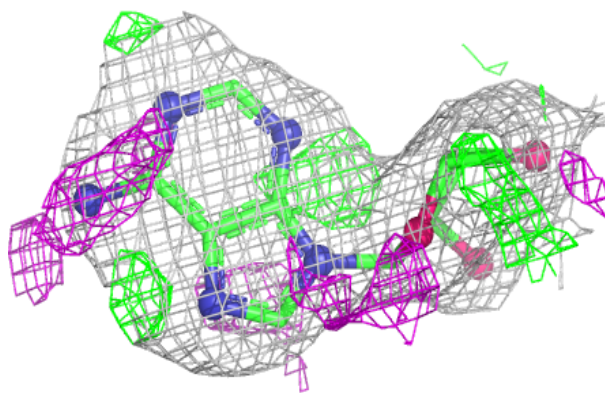
**Electron density around 5AD B 401:**

$2mF_o-DF_c$ (at 0.7 rmsd) in gray
 mF_o-DF_c (at 3 rmsd) in purple (negative)
and green (positive)

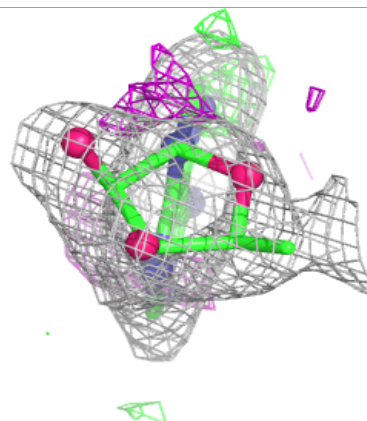
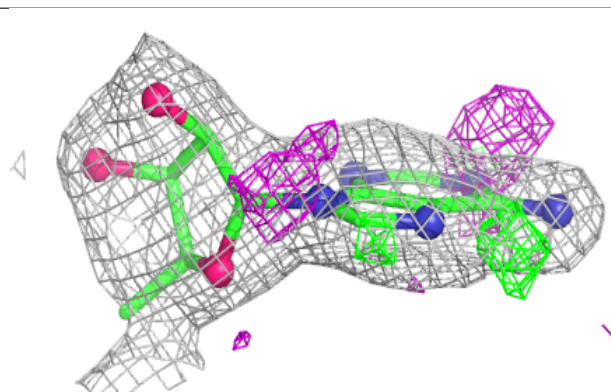
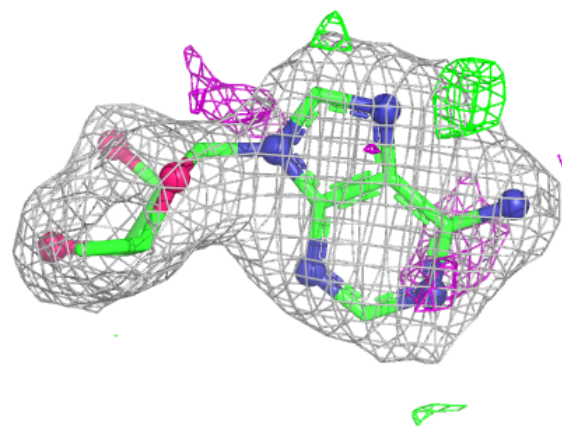


Electron density around 5AD K 401:

$2mF_o-DF_c$ (at 0.7 rmsd) in gray
 mF_o-DF_c (at 3 rmsd) in purple (negative)
and green (positive)

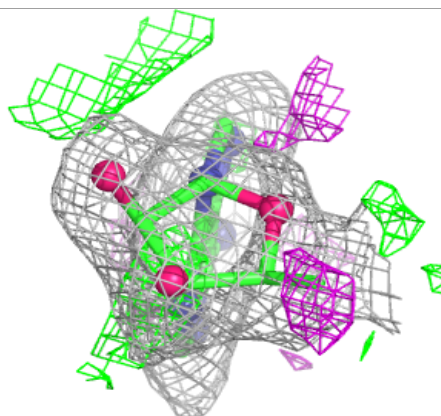
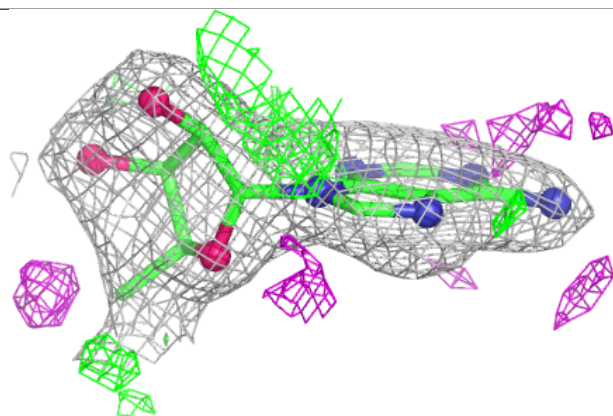
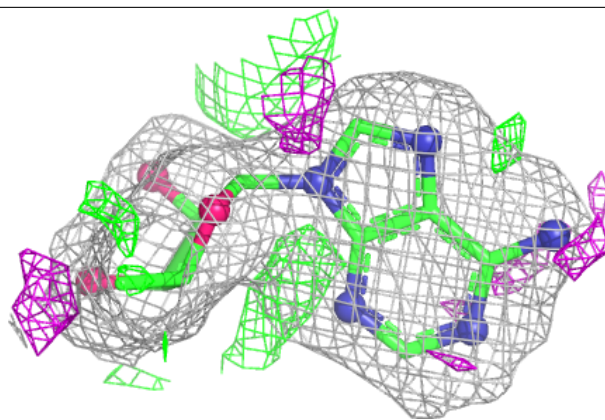
**Electron density around 5AD L 401:**

$2mF_o-DF_c$ (at 0.7 rmsd) in gray
 mF_o-DF_c (at 3 rmsd) in purple (negative)
and green (positive)



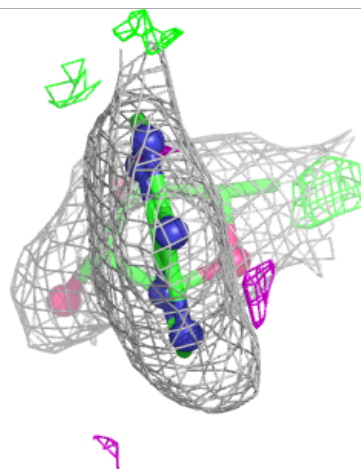
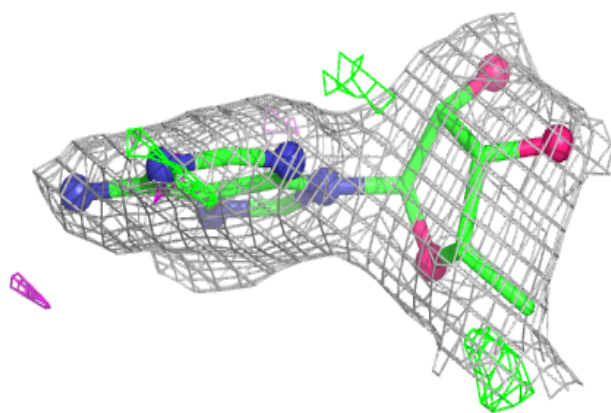
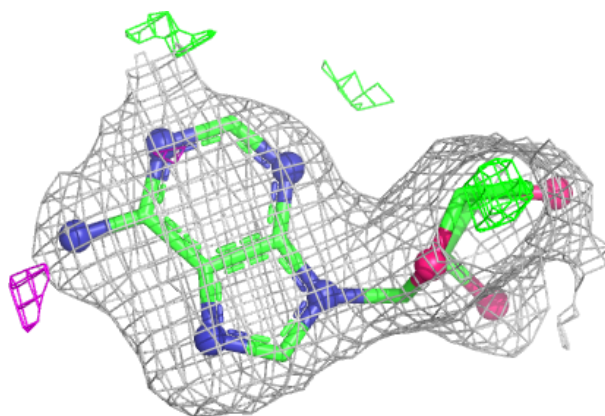
Electron density around 5AD E 401:

$2mF_o-DF_c$ (at 0.7 rmsd) in gray
 mF_o-DF_c (at 3 rmsd) in purple (negative)
and green (positive)



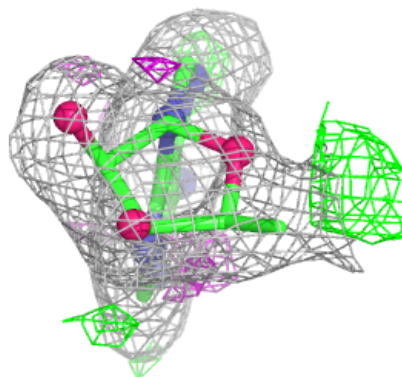
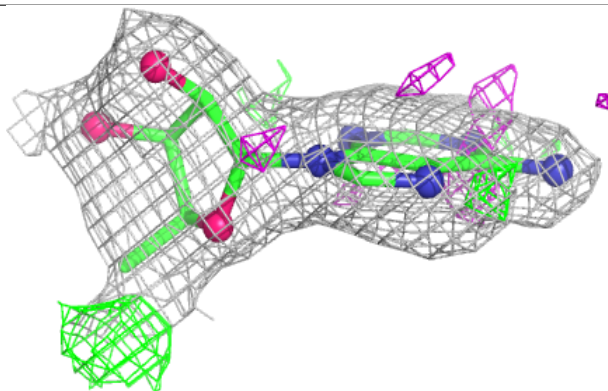
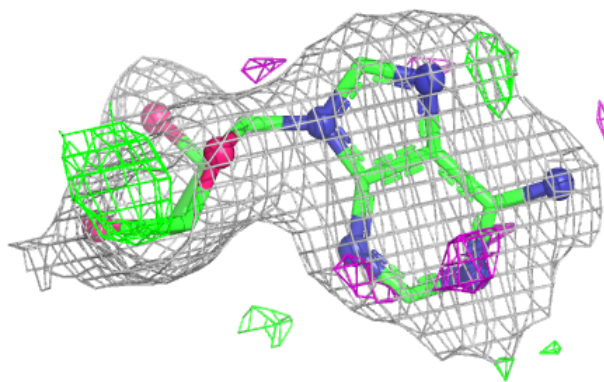
Electron density around 5AD A 401:

$2mF_o-DF_c$ (at 0.7 rmsd) in gray
 mF_o-DF_c (at 3 rmsd) in purple (negative)
and green (positive)



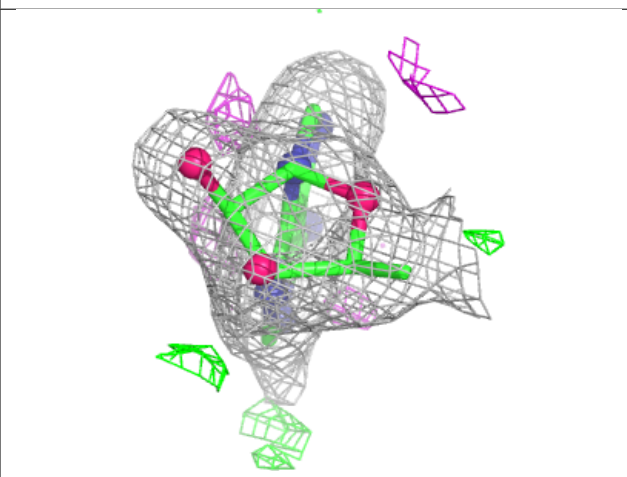
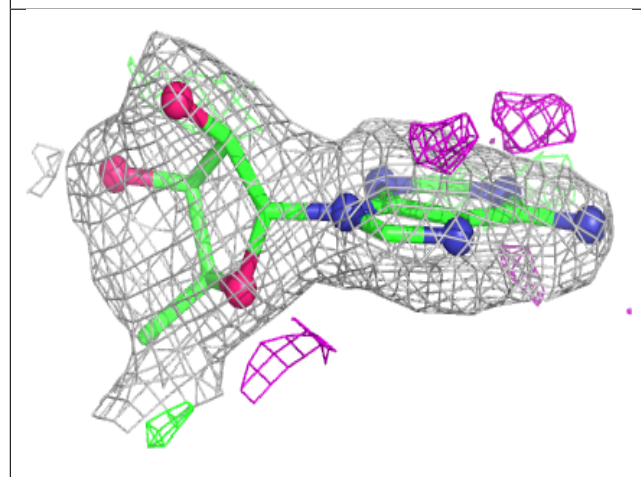
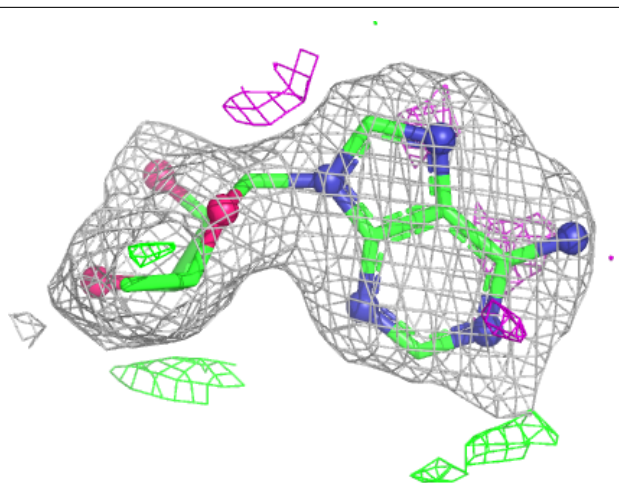
Electron density around 5AD F 401:

$2mF_o-DF_c$ (at 0.7 rmsd) in gray
 mF_o-DF_c (at 3 rmsd) in purple (negative)
and green (positive)



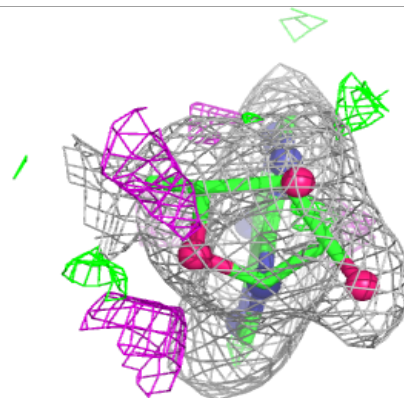
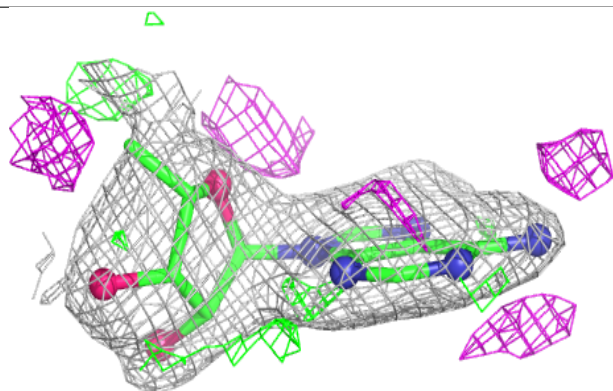
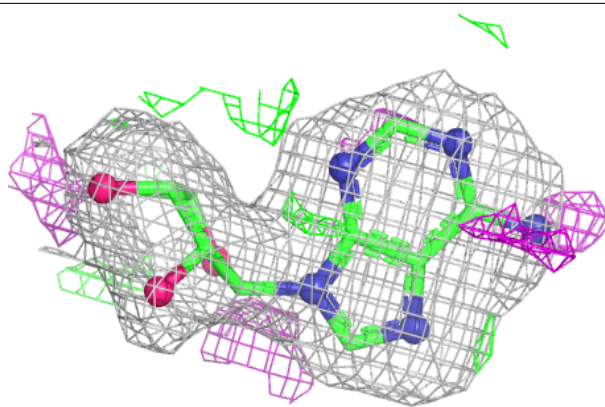
Electron density around 5AD M 401:

$2mF_o-DF_c$ (at 0.7 rmsd) in gray
 mF_o-DF_c (at 3 rmsd) in purple (negative)
and green (positive)



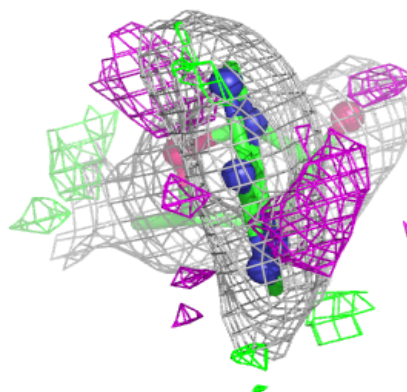
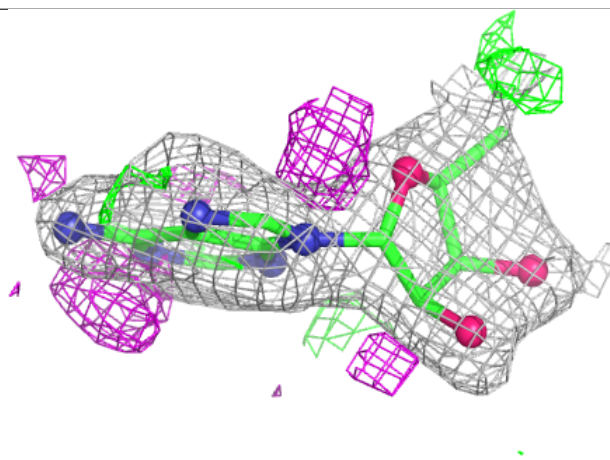
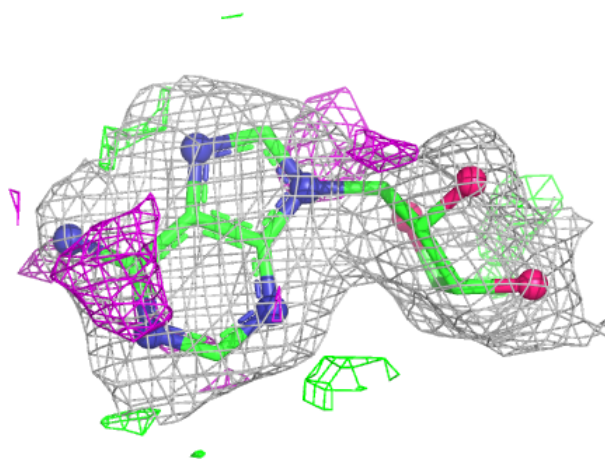
Electron density around 5AD N 401:

$2mF_o-DF_c$ (at 0.7 rmsd) in gray
 mF_o-DF_c (at 3 rmsd) in purple (negative)
and green (positive)



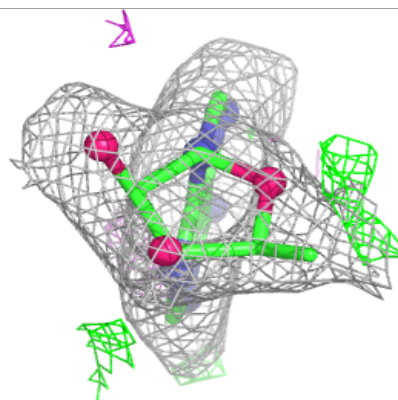
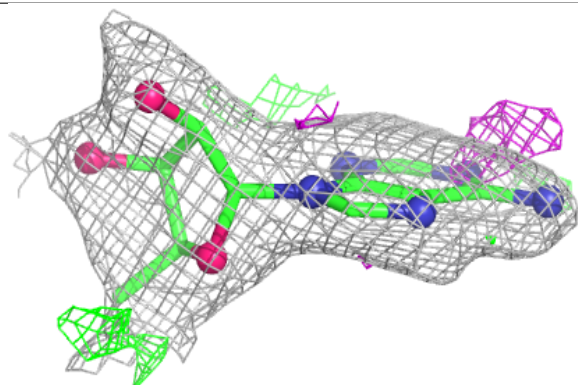
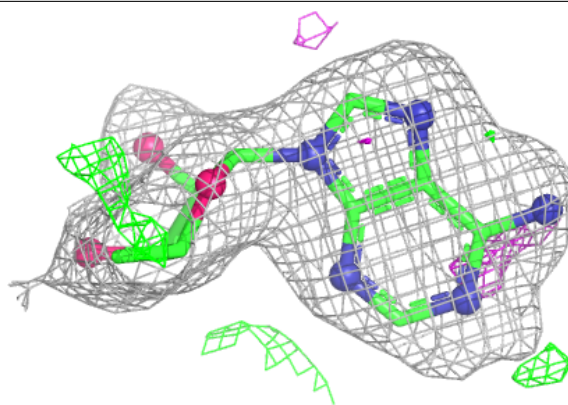
Electron density around 5AD H 401:

$2mF_o-DF_c$ (at 0.7 rmsd) in gray
 mF_o-DF_c (at 3 rmsd) in purple (negative)
and green (positive)

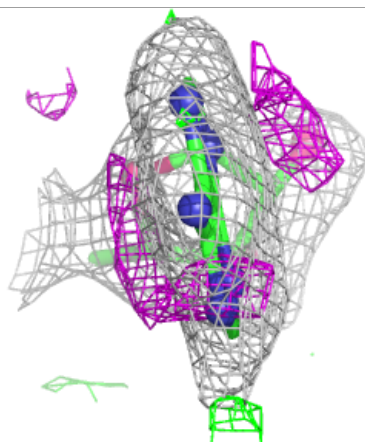
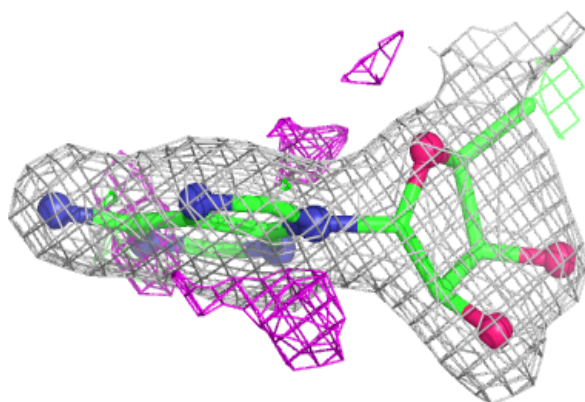
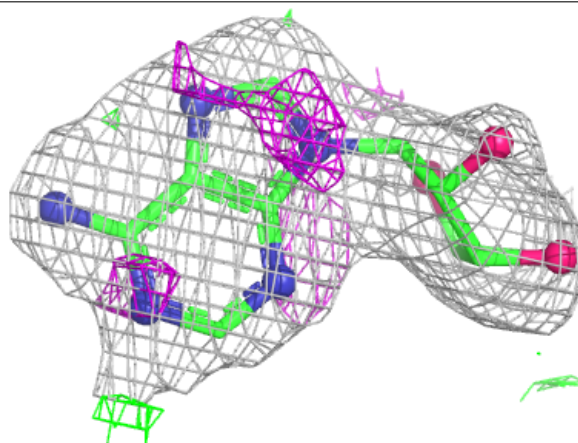


Electron density around 5AD I 401:

$2mF_o-DF_c$ (at 0.7 rmsd) in gray
 mF_o-DF_c (at 3 rmsd) in purple (negative)
and green (positive)

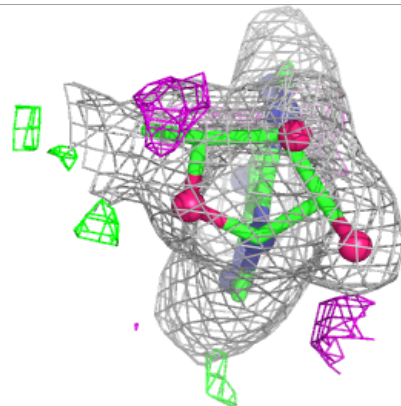
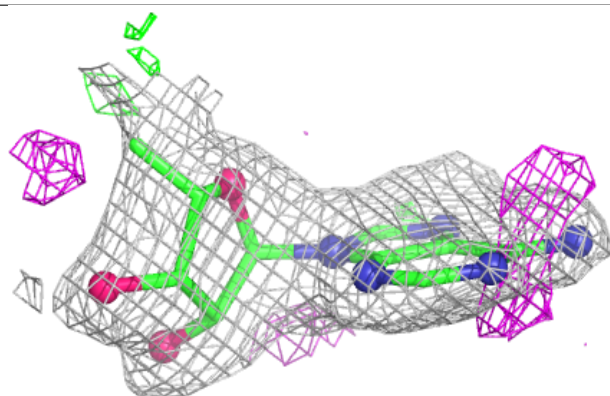
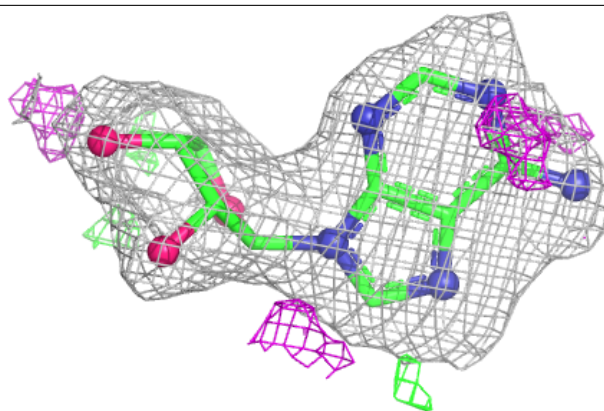
**Electron density around 5AD D 401:**

$2mF_o-DF_c$ (at 0.7 rmsd) in gray
 mF_o-DF_c (at 3 rmsd) in purple (negative)
and green (positive)

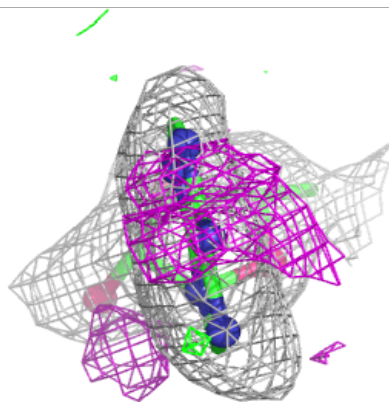
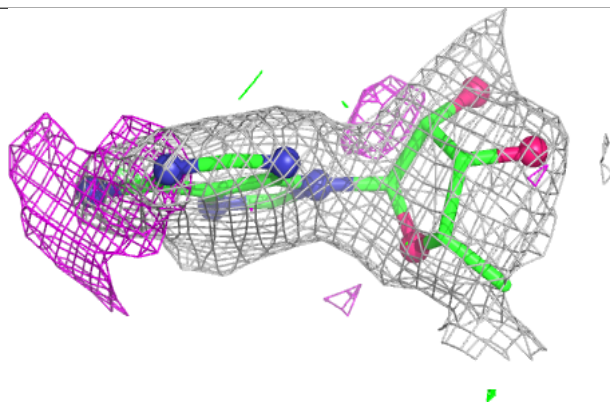
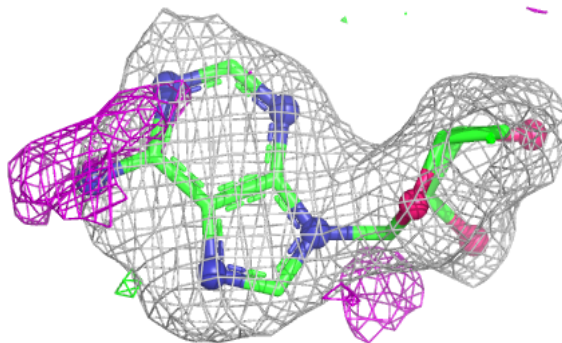


Electron density around 5AD G 401:

$2mF_o-DF_c$ (at 0.7 rmsd) in gray
 mF_o-DF_c (at 3 rmsd) in purple (negative)
and green (positive)

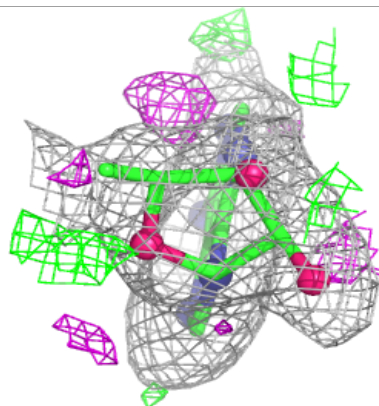
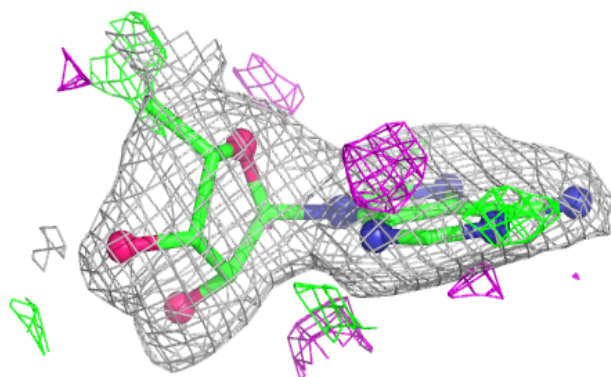
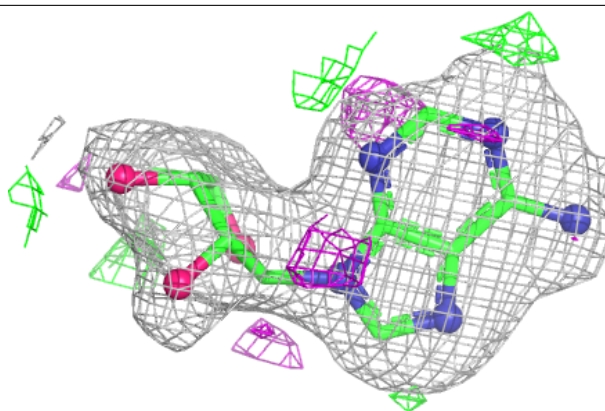
**Electron density around 5AD J 401:**

$2mF_o-DF_c$ (at 0.7 rmsd) in gray
 mF_o-DF_c (at 3 rmsd) in purple (negative)
and green (positive)


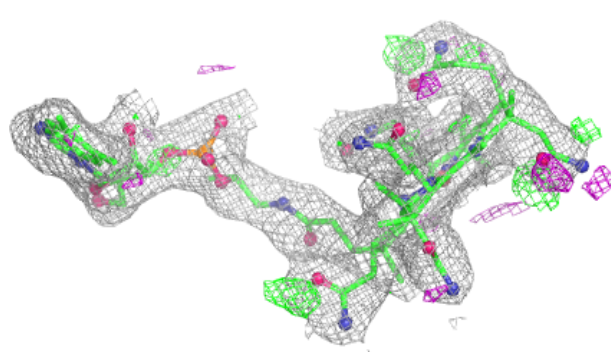
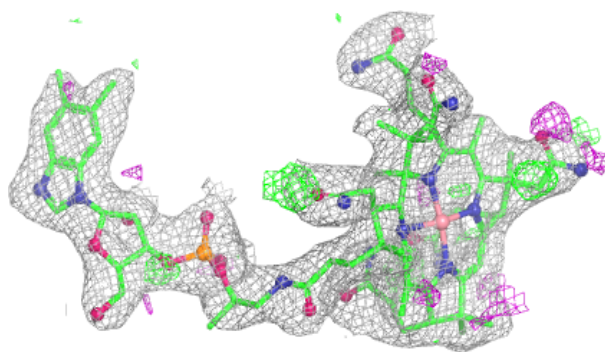


Electron density around 5AD P 401:

$2mF_o-DF_c$ (at 0.7 rmsd) in gray
 mF_o-DF_c (at 3 rmsd) in purple (negative)
and green (positive)

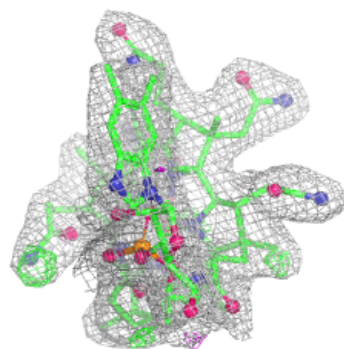
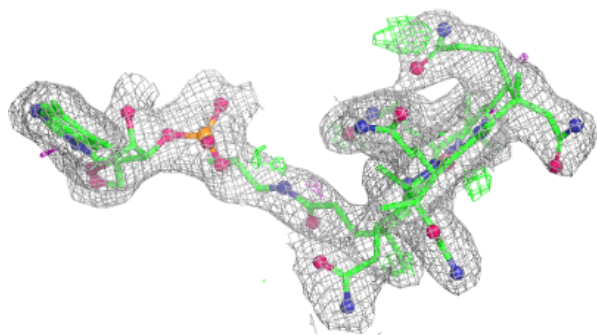
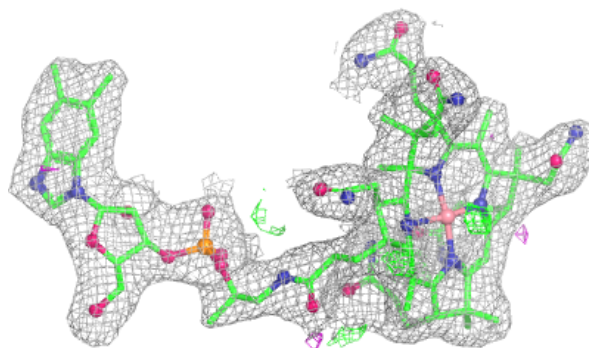
**Electron density around B12 C 301:**

$2mF_o-DF_c$ (at 0.7 rmsd) in gray
 mF_o-DF_c (at 3 rmsd) in purple (negative)
and green (positive)

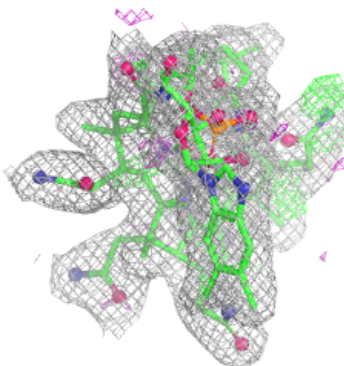
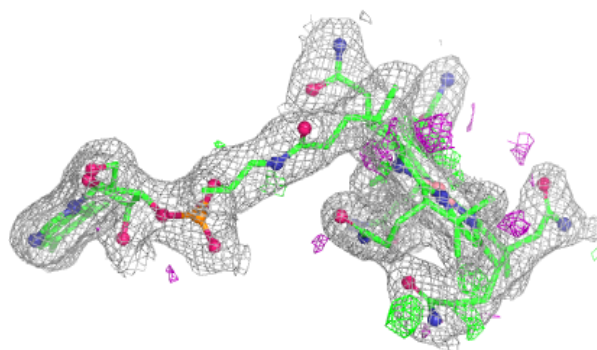
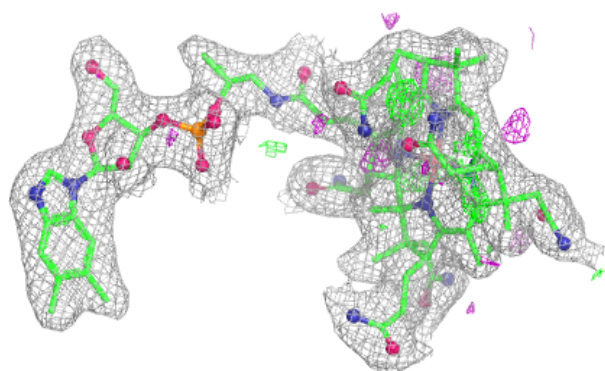


Electron density around B12 B 301:

$2mF_o-DF_c$ (at 0.7 rmsd) in gray
 mF_o-DF_c (at 3 rmsd) in purple (negative)
and green (positive)

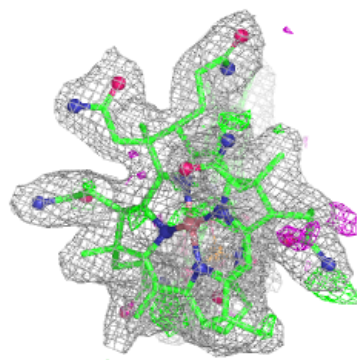
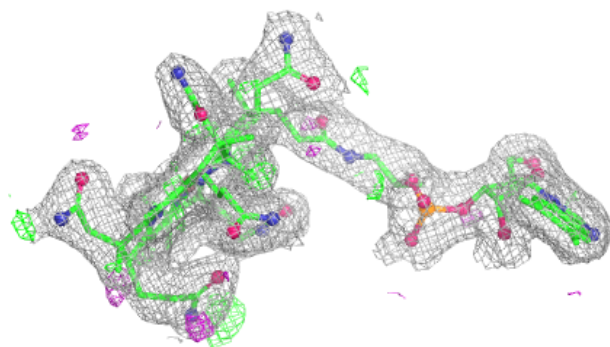
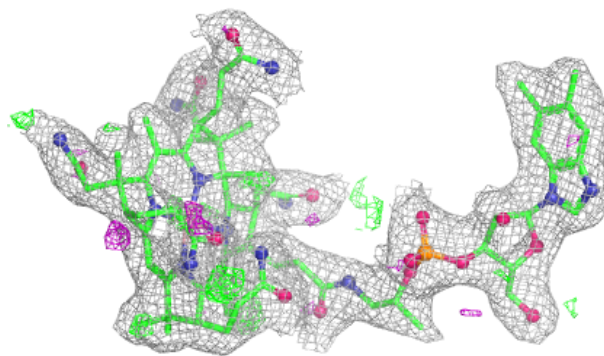
**Electron density around B12 G 301:**

$2mF_o-DF_c$ (at 0.7 rmsd) in gray
 mF_o-DF_c (at 3 rmsd) in purple (negative)
and green (positive)


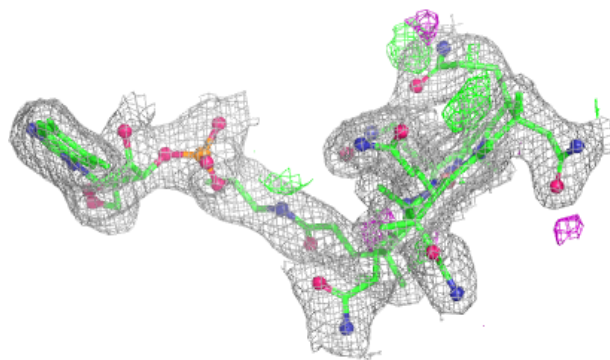
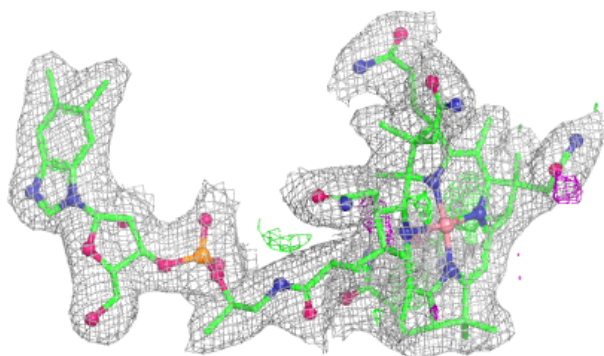


Electron density around B12 H 301:

$2mF_o-DF_c$ (at 0.7 rmsd) in gray
 mF_o-DF_c (at 3 rmsd) in purple (negative)
and green (positive)

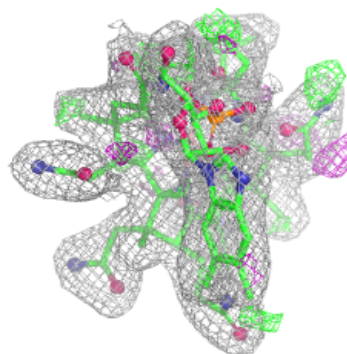
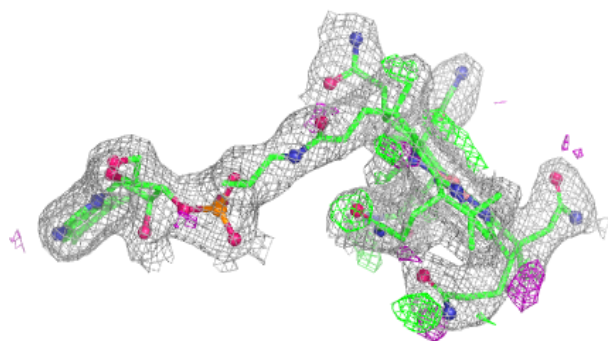
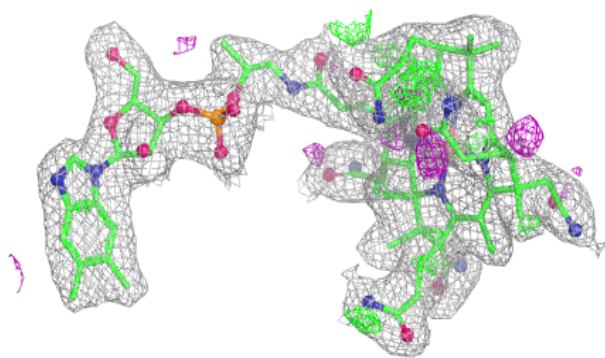
**Electron density around B12 I 301:**

$2mF_o-DF_c$ (at 0.7 rmsd) in gray
 mF_o-DF_c (at 3 rmsd) in purple (negative)
and green (positive)

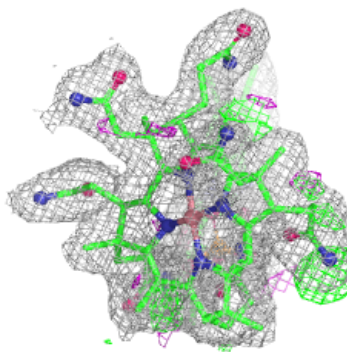
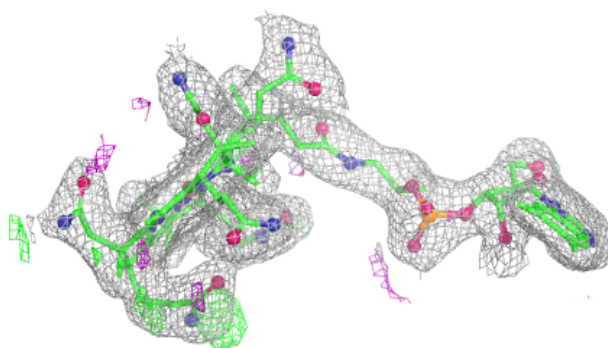
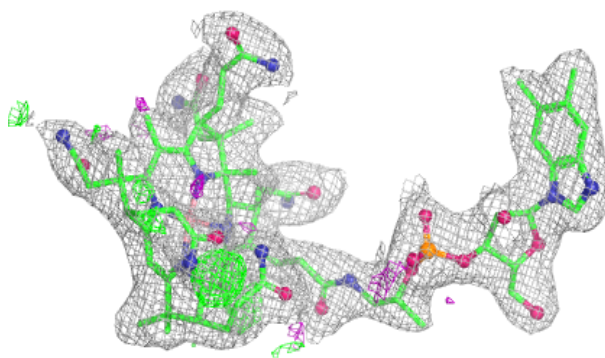


Electron density around B12 J 301:

$2mF_o-DF_c$ (at 0.7 rmsd) in gray
 mF_o-DF_c (at 3 rmsd) in purple (negative)
and green (positive)


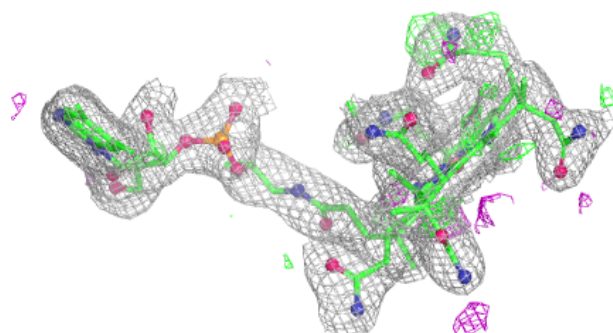
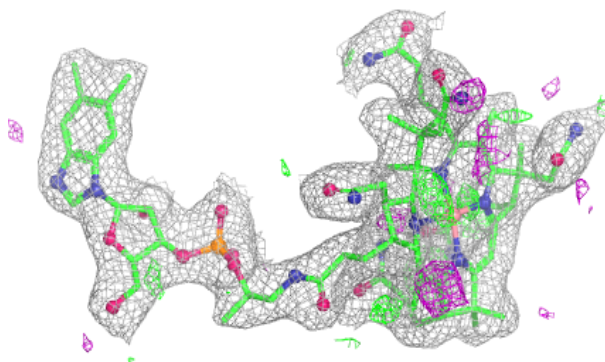
**Electron density around B12 K 301:**

$2mF_o-DF_c$ (at 0.7 rmsd) in gray
 mF_o-DF_c (at 3 rmsd) in purple (negative)
and green (positive)

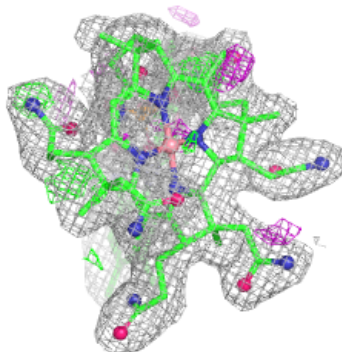
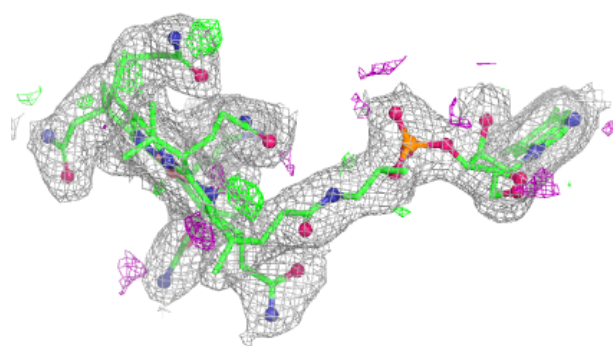
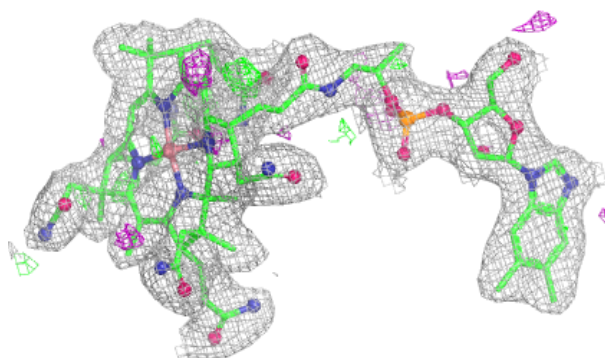


Electron density around B12 M 301:

$2mF_o-DF_c$ (at 0.7 rmsd) in gray
 mF_o-DF_c (at 3 rmsd) in purple (negative)
and green (positive)


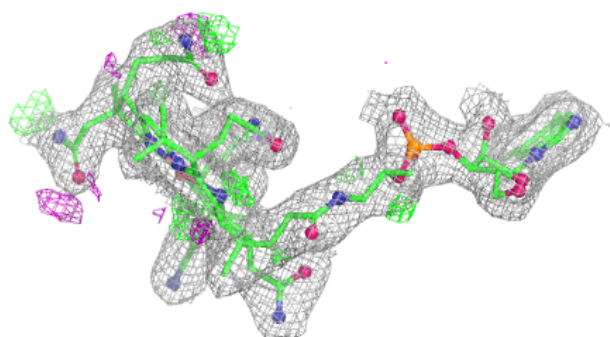
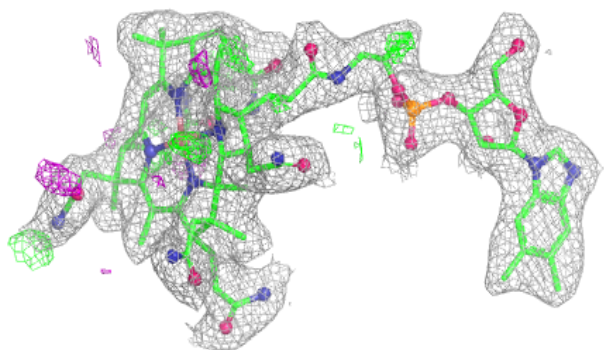
**Electron density around B12 N 301:**

$2mF_o-DF_c$ (at 0.7 rmsd) in gray
 mF_o-DF_c (at 3 rmsd) in purple (negative)
and green (positive)

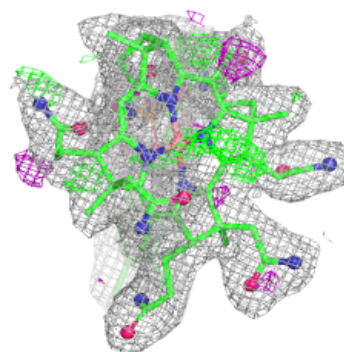
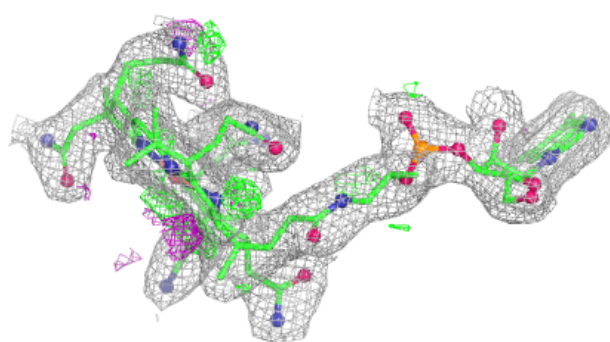
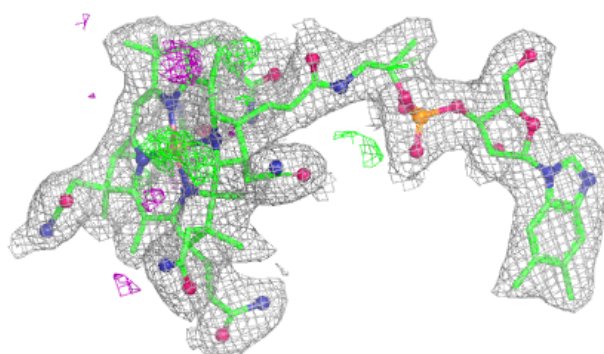


Electron density around B12 O 301:

$2mF_o-DF_c$ (at 0.7 rmsd) in gray
 mF_o-DF_c (at 3 rmsd) in purple (negative)
and green (positive)

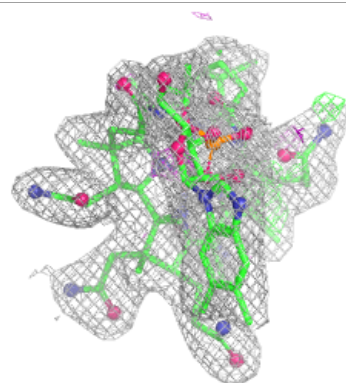
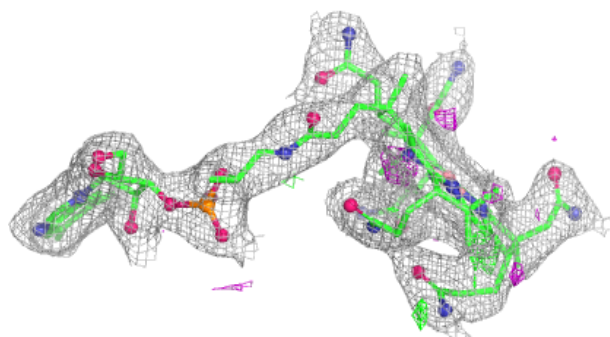
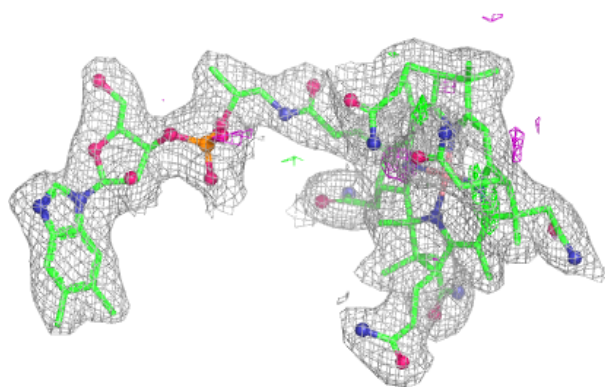
**Electron density around B12 P 301:**

$2mF_o-DF_c$ (at 0.7 rmsd) in gray
 mF_o-DF_c (at 3 rmsd) in purple (negative)
and green (positive)

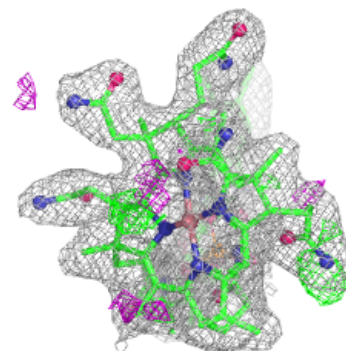
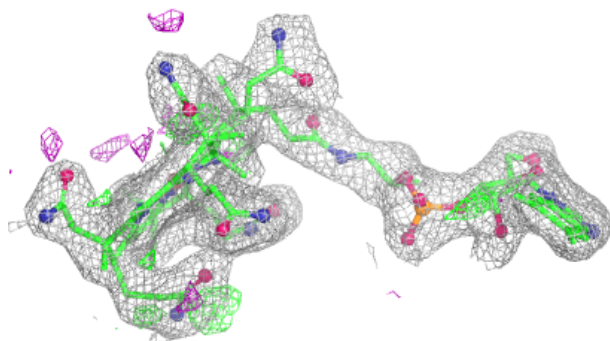
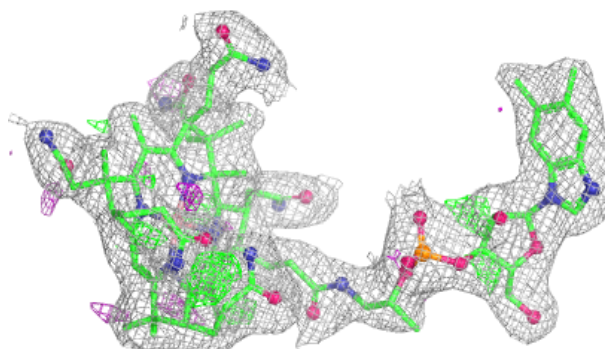


Electron density around B12 A 301:

$2mF_o-DF_c$ (at 0.7 rmsd) in gray
 mF_o-DF_c (at 3 rmsd) in purple (negative)
and green (positive)


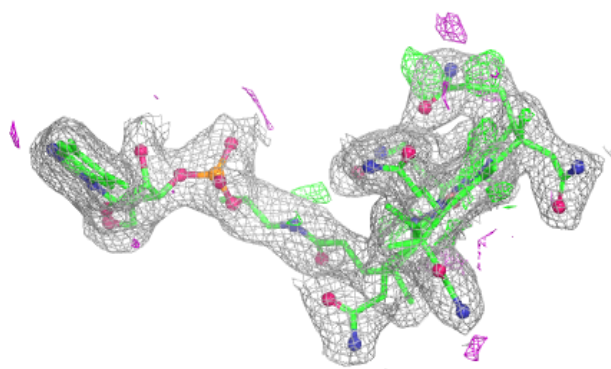
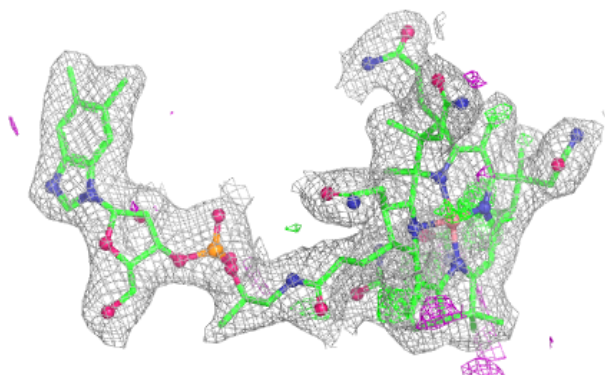
**Electron density around B12 D 301:**

$2mF_o-DF_c$ (at 0.7 rmsd) in gray
 mF_o-DF_c (at 3 rmsd) in purple (negative)
and green (positive)

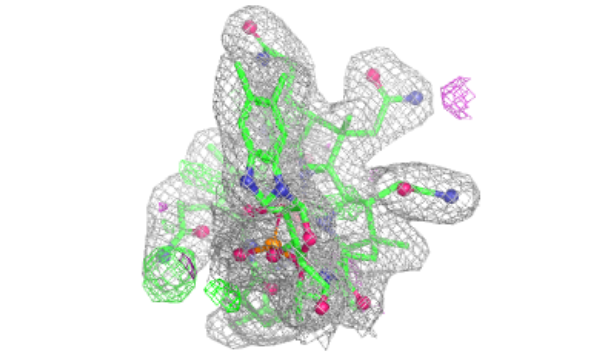
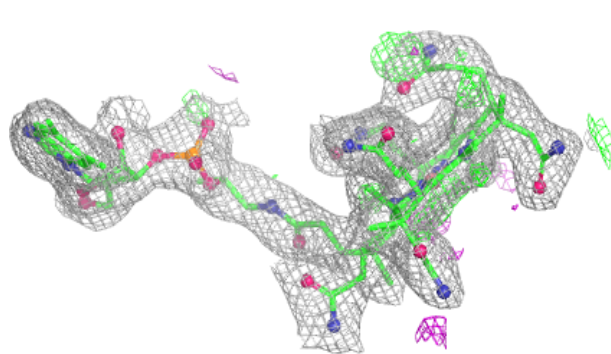
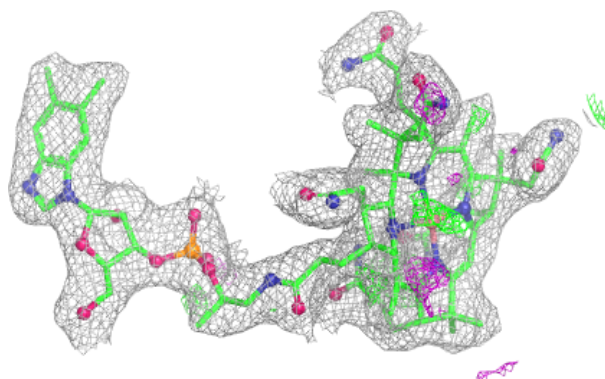


Electron density around B12 F 301:

$2mF_o-DF_c$ (at 0.7 rmsd) in gray
 mF_o-DF_c (at 3 rmsd) in purple (negative)
and green (positive)

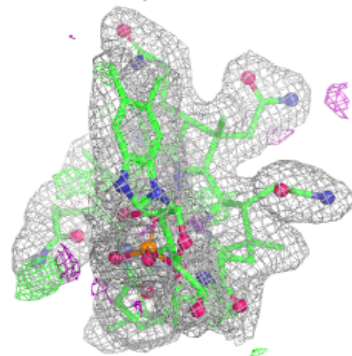
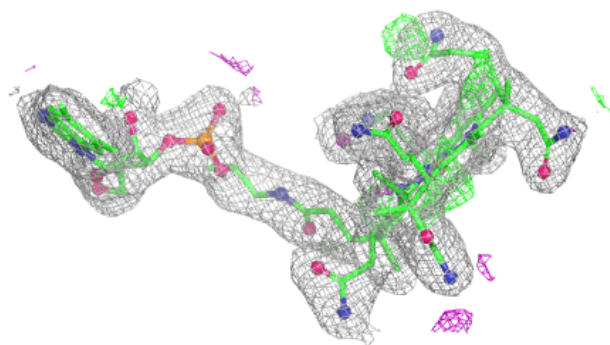
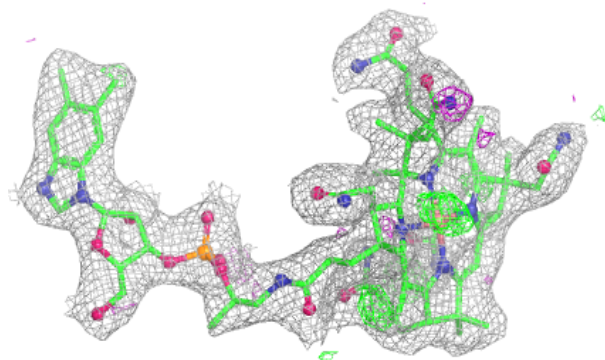
**Electron density around B12 L 301:**

$2mF_o-DF_c$ (at 0.7 rmsd) in gray
 mF_o-DF_c (at 3 rmsd) in purple (negative)
and green (positive)



Electron density around B12 E 301:

$2mF_o-DF_c$ (at 0.7 rmsd) in gray
 mF_o-DF_c (at 3 rmsd) in purple (negative)
and green (positive)



6.5 Other polymers [i](#)

There are no such residues in this entry.