Full wwPDB EM Validation Report (i)

Jan 5, 2025 – 08:55 AM EST

PDB ID	:	8QO1
EMDB ID	:	EMD-18519
Title	:	Asymmetric structure of the Borrelia bacteriophage BB1 procapsid, 3D class 3
Authors	:	Rumnieks, J.; Fuzik, T.; Tars, K.
Deposited on	:	2023-10-11
Resolution	:	9.76 Å(reported)
Based on initial model	:	.

This is a Full wwPDB EM Validation Report for a publicly released PDB entry.

We welcome your comments at *validation@mail.wwpdb.org*
A user guide is available at
https://www.wwpdb.org/validation/2017/EMValidationReportHelp
with specific help available everywhere you see the (i) symbol.

The types of validation reports are described at
http://www.wwpdb.org/validation/2017/FAQs#types.

The following versions of software and data (see references (i)) were used in the production of this report:

EMDB validation analysis	:	0.0.1.dev113
MolProbity	:	4.02b-467
Percentile statistics	:	20231227.v01 (using entries in the PDB archive December 27th 2023)
MapQ	:	1.9.13
Ideal geometry (proteins)	:	Engh & Huber (2001)
Ideal geometry (DNA, RNA)	:	Parkinson et al. (1996)
Validation Pipeline (wwPDB-VP)	:	2.40

1 Overall quality at a glance (i)

The following experimental techniques were used to determine the structure:
ELECTRON MICROSCOPY

The reported resolution of this entry is 9.76 Å.

There are no overall percentile quality scores available for this entry.

The table below summarises the geometric issues observed across the polymeric chains and their fit to the map. The red, orange, yellow and green segments of the bar indicate the fraction of residues that contain outliers for >=3, 2, 1 and 0 types of geometric quality criteria respectively. A grey segment represents the fraction of residues that are not modelled. The numeric value for each fraction is indicated below the corresponding segment, with a dot representing fractions <=5% The upper red bar (where present) indicates the fraction of residues that have poor fit to the EM map (all-atom inclusion < 40%). The numeric value is given above the bar.

Mol	Chain	Length	Quality of chain
1	AA	319	8% 97% •
1	AB	319	7% 98% •
1	AC	319	7% 98% •
1	AD	319	15% 97% •
1	AE	319	11% 98% •
1	AF	319	10% 98% •
1	AG	319	12% 97% •
1	AH	319	13% 98% •
1	AI	319	11% 98% •
1	AJ	319	15% 97% •
1	AK	319	10% 98% •
1	AL	319	10% 98% •
1	AM	319	12% 97% •
1	AN	319	14% 98% •
1	AO	319	14% 98% •
1	AP	319	13% 97% •
1	AQ	319	13% 98% •

Continued on next page...

Continued from previous page...

Mol	Chain	Length	Quality of chain
1	AR	319	12% 98%
1	AS	319	12% 98%
1	AT	319	18% 98%
1	AU	319	12% 98%
1	AV	319	11% 98%
1	AW	319	7% 98%
1	AX	319	13% 98%
1	AY	319	12% 98%
1	AZ	319	8% 98%
1	Aa	319	12% 98%
1	Ab	319	98%
1	Ac	319	94% 6%
1	Ad	319	8% 97%
1	Ae	319	6% 98%
1	Af	319	6% 98%
1	Ag	319	97%
1	Ah	319	8% 98%
1	Ai	319	8% 98%
1	Aj	319	7% 97%
1	Ak	319	9% 98%
1	Al	319	5% 98%
1	Am	319	8% 97%
1	An	319	7% 98%
1	Ao	319	8% 98%
1	Ap	319	6% 97%

Continued on next page...

Continued from previous page...

Mol	Chain	Length	Quality of chain
1	Aq	319	6% 98%
1	Ar	319	9% 97%
1	As	319	6% 98%
1	At	319	6% 93% 7%
1	Au	319	7% 98%
1	Av	319	6% 98%
1	Aw	319	6% 98%
1	Ax	319	9% 93% 7%
1	Ay	319	12% 98%
1	Az	319	98%
1	BA	319	7% 98%
1	BB	319	7% 98%
1	BC	319	13% 98%
1	BD	319	11% 98%
1	BE	319	5% 98%
1	BF	319	13% 98%
1	BG	319	7% 98%
1	BH	319	8% 98%
1	BI	319	8% 98%
1	BJ	319	10% 98%
1	BK	319	8% 98%
1	BL	319	10% 98%
1	BM	319	9% 98%
1	BN	319	7% 98%
1	BO	319	6% 98%

Continued on next page...

Continued from previous page...

Mol	Chain	Length	Quality of chain
1	BP	319	9% 98%
1	BQ	319	7% 98%
1	BR	319	6% 98%
1	BS	319	11% 98%
1	BT	319	9% 98%
1	BU	319	7% 98%
1	BV	319	7% 98%
1	BW	319	8% 98%
1	BX	319	7% 98%
1	BY	319	15% 98%
1	BZ	319	8% 98%
1	Ba	319	11% 98%
1	Bb	319	8% 98%
1	Bc	319	8% 98%
1	Bd	319	8% 98%
1	Be	319	9% 98%
1	Ep	319	8% 97%
1	Eq	319	5% 98%
1	Er	319	9% 98%
1	Es	319	11% 97%
1	Et	319	9% 98%
1	Eu	319	5% 98%
1	Ev	319	13% 97%
1	Ew	319	18% 98%
1	Ex	319	10% 98%

Continued on next page...

Continued from previous page...

Mol	Chain	Length	Quality of chain
1	Ey	319	21% 97%
1	Ez	319	8% 98%
1	FA	319	13% 98%
1	FB	319	15% 97%
1	FC	319	13% 98%
1	FD	319	14% 98%
1	FE	319	9% 97%
1	FF	319	12% 98%
1	FG	319	14% 98%
1	FH	319	8% 98%
1	FI	319	14% 98%
1	FJ	319	9% 98%
1	FK	319	8% 98%
1	FL	319	9% 98%
1	FM	319	8% 98%
1	FN	319	13% 98%
1	FO	319	98%
1	FP	319	11% 98%
1	FQ	319	98%
1	FR	319	6% 94% 6%
1	FS	319	5% 97%
1	FT	319	5% 98%
1	FU	319	98%
1	FV	319	97%
1	FW	319	7% 98%

Continued on next page...

Continued from previous page...

Mol	Chain	Length	Quality of chain
1	FX	319	7% 98% •
1	FY	319	7% 97% •
1	FZ	319	5% 98% •
1	Fa	319	9% 98% •
1	Fb	319	8% 97% •
1	Fc	319	8% 98% •
1	Fd	319	9% 98% •
1	Fe	319	5% 97% •
1	Ff	319	6% 98% •
1	Fg	319	8% 97% •
1	Fh	319	6% 98% •
1	Fi	319	7% 93% 7%
1	Fj	319	7% 98% •
1	Fk	319	7% 98% •
1	Fl	319	6% 98% •
1	Fm	319	8% 93% 7%
1	Fn	319	7% 98% •
1	Fo	319	5% 98% •
1	Fp	319	• 98% •
1	Fq	319	8% 98% •
1	Fr	319	8% 98% •
1	Fs	319	9% 98% •
1	Ft	319	8% 98% •
1	Fu	319	11% 98% •
1	Fv	319	6% 98% •

Continued on next page...

Continued from previous page...

Mol	Chain	Length	Quality of chain
1	Fw	319	8% 98%
1	Fx	319	7% 98%
1	Fy	319	8% 98%
1	Fz	319	98%
1	GA	319	10% 98%
1	GB	319	6% 98%
1	GC	319	6% 98%
1	GD	319	6% 98%
1	GE	319	6% 98%
1	GF	319	8% 98%
1	GG	319	6% 98%
1	GH	319	15% 98%
1	GI	319	9% 98%
1	GJ	319	8% 98%
1	GK	319	5% 98%
1	GL	319	7% 98%
1	GM	319	8% 98%
1	GN	319	9% 98%
1	GO	319	8% 98%
1	GP	319	8% 98%
1	GQ	319	7% 98%
1	GR	319	7% 98%
1	GS	319	8% 98%
1	GT	319	10% 98%
1	Je	319	5% 97%

Continued on next page...

Continued from previous page...

Mol	Chain	Length	Quality of chain
1	Jf	319	7% 98%
1	Jg	319	11% 98%
1	Jh	319	12% 97%
1	Ji	319	12% 98%
1	Jj	319	9% 98%
1	Jk	319	9% 97%
1	Jl	319	10% 98%
1	Jm	319	9% 98%
1	Jn	319	17% 97%
1	Jo	319	13% 98%
1	Jp	319	11% 98%
1	Jq	319	15% 97%
1	Jr	319	12% 98%
1	Js	319	13% 98%
1	Jt	319	12% 97%
1	Ju	319	16% 98%
1	Jv	319	13% 98%
1	Jw	319	11% 98%
1	Jx	319	18% 98%
1	Jy	319	7% 98%
1	Jz	319	12% 98%
1	KA	319	11% 98%
1	KB	319	17% 98%
1	KC	319	13% 98%
1	KD	319	11% 98%

Continued on next page...

Continued from previous page...

Mol	Chain	Length	Quality of chain
1	KE	319	10% 98%
1	KF	319	98%
1	KG	319	94% 6%
1	KH	319	8% 97%
1	KI	319	8% 98%
1	KJ	319	6% 98%
1	KK	319	6% 97%
1	KL	319	8% 98%
1	KM	319	6% 98%
1	KN	319	8% 97%
1	KO	319	7% 98%
1	KP	319	7% 98%
1	KQ	319	10% 97%
1	KR	319	6% 98%
1	KS	319	8% 98%
1	KT	319	97%
1	KU	319	7% 98%
1	KV	319	10% 97%
1	KW	319	9% 98%
1	KX	319	6% 93% 7%
1	KY	319	9% 98%
1	KZ	319	7% 98%
1	Ka	319	7% 98%
1	Kb	319	10% 93% 7%
1	Kc	319	9% 98%

Continued on next page...

Continued from previous page...

Mol	Chain	Length	Quality of chain
1	Kd	319	98%
1	Ke	319	8%, 98%
1	Kf	319	8%, 98%
1	Kg	319	8%, 98%
1	Kh	319	6%, 98%
1	Ki	319	9%, 98%
1	Kj	319	14%, 98%
1	Kk	319	6%, 98%
1	Kl	319	8%, 98%
1	Km	319	5%, 98%
1	Kn	319	8%, 98%
1	Ko	319	7%, 98%
1	Kp	319	11%, 98%
1	Kq	319	8%, 98%
1	Kr	319	5%, 98%
1	Ks	319	98%
1	Kt	319	9%, 98%
1	Ku	319	8%, 98%
1	Kv	319	7%, 98%
1	Kw	319	15%, 98%
1	Kx	319	10%, 98%
1	Ky	319	11%, 98%
1	Kz	319	8%, 98%
1	LA	319	11%, 98%
1	LB	319	98%

Continued on next page...

Continued from previous page...

Mol	Chain	Length	Quality of chain
1	LC	319	14% 98%
1	LD	319	7% 98%
1	LE	319	9% 98%
1	LF	319	11% 98%
1	LG	319	13% 98%
1	LH	319	6% 98%
1	LI	319	9% 98%
1	OT	319	7% 97%
1	OU	319	8% 98%
1	OV	319	9% 98%
1	OW	319	14% 97%
1	OX	319	6% 98%
1	OY	319	11% 98%
1	OZ	319	12% 97%
1	Oa	319	17% 98%
1	Ob	319	12% 98%
1	Oc	319	15% 97%
1	Od	319	8% 98%
1	Oe	319	13% 98%
1	Of	319	12% 97%
1	Og	319	13% 98%
1	Oh	319	14% 98%
1	Oi	319	10% 97%
1	Oj	319	15% 98%
1	Ok	319	8% 98%

Continued on next page...

Continued from previous page...

Mol	Chain	Length	Quality of chain
1	Ol	319	11% 98%
1	Om	319	17% 98%
1	On	319	9% 98%
1	Oo	319	12% 98%
1	Op	319	13% 98%
1	Oq	319	21% 98%
1	Or	319	15% 98%
1	Os	319	10% 98%
1	Ot	319	10% 98%
1	Ou	319	98%
1	Ov	319	94% 6%
1	Ow	319	6% 97%
1	Ox	319	6% 98%
1	Oy	319	98%
1	Oz	319	97%
1	PA	319	9% 98%
1	PB	319	6% 98%
1	PC	319	8% 97%
1	PD	319	5% 98%
1	PE	319	5% 98%
1	PF	319	7% 97%
1	PG	319	5% 98%
1	PH	319	5% 98%
1	PI	319	7% 97%
1	PJ	319	6% 98%

Continued on next page...

Continued from previous page...

Mol	Chain	Length	Quality of chain
1	PK	319	7% 97%
1	PL	319	6% 98%
1	PM	319	8% 93% 7%
1	PN	319	98%
1	PO	319	5% 98%
1	PP	319	8% 98%
1	PQ	319	6% 93% 7%
1	PR	319	8% 98%
1	PS	319	5% 98%
1	PT	319	5% 98%
1	PU	319	8% 98%
1	PV	319	8% 98%
1	PW	319	8% 98%
1	PX	319	6% 98%
1	PY	319	12% 98%
1	PZ	319	8% 98%
1	Pa	319	8% 98%
1	Pb	319	6% 98%
1	Pc	319	6% 98%
1	Pd	319	6% 98%
1	Pe	319	11% 98%
1	Pf	319	6% 98%
1	Pg	319	10% 98%
1	Ph	319	5% 98%
1	Pi	319	10% 98%

Continued on next page...

Continued from previous page...

Mol	Chain	Length	Quality of chain
1	Pj	319	10% 98%
1	Pk	319	8% 98%
1	Pl	319	15% 98%
1	Pm	319	8% 98%
1	Pn	319	11% 98%
1	Po	319	9% 98%
1	Pp	319	8% 98%
1	Pq	319	7% 98%
1	Pr	319	13% 98%
1	Ps	319	9% 98%
1	Pt	319	18% 98%
1	Pu	319	8% 98%
1	Pv	319	10% 98%
1	Pw	319	10% 98%
1	Px	319	16% 98%
1	TI	319	9% 97%
1	TJ	319	10% 98%
1	TK	319	12% 98%
1	TL	319	14% 97%
1	TM	319	12% 98%
1	TN	319	11% 98%
1	TO	319	10% 97%
1	TP	319	17% 98%
1	TQ	319	16% 98%
1	TR	319	19% 97%

Continued on next page...

Continued from previous page...

Mol	Chain	Length	Quality of chain
1	TS	319	17% 98%
1	TT	319	13% 98%
1	TU	319	13% 97%
1	TV	319	12% 98%
1	TW	319	18% 98%
1	TX	319	14% 97%
1	TY	319	12% 98%
1	TZ	319	9% 98%
1	Ta	319	13% 98%
1	Tb	319	18% 98%
1	Tc	319	8% 98%
1	Td	319	12% 98%
1	Te	319	13% 98%
1	Tf	319	20% 98%
1	Tg	319	20% 98%
1	Th	319	8% 98%
1	Ti	319	9% 98%
1	Tj	319	98%
1	Tk	319	94% 6%
1	Tl	319	8% 97%
1	Tm	319	7% 98%
1	Tn	319	5% 98%
1	To	319	97%
1	Tp	319	11% 98%
1	Tq	319	6% 98%

Continued on next page...

Continued from previous page...

Mol	Chain	Length	Quality of chain
1	Tr	319	10% 97%
1	Ts	319	7% 98%
1	Tt	319	8% 98%
1	Tu	319	10% 97%
1	Tv	319	6% 98%
1	Tw	319	9% 98%
1	Tx	319	10% 97%
1	Ty	319	7% 98%
1	Tz	319	8% 97%
1	UA	319	8% 98%
1	UB	319	5% 93% 7%
1	UC	319	5% 98%
1	UD	319	98%
1	UE	319	5% 98%
1	UF	319	7% 93% 7%
1	UG	319	8% 98%
1	UH	319	98%
1	UI	319	8% 98%
1	UJ	319	8% 98%
1	UK	319	9% 98%
1	UL	319	12% 98%
1	UM	319	6% 98%
1	UN	319	12% 98%
1	UO	319	5% 98%
1	UP	319	6% 98%

Continued on next page...

Continued from previous page...

Mol	Chain	Length	Quality of chain
1	UQ	319	98%
1	UR	319	8%, 98%
1	US	319	10%, 98%
1	UT	319	10%, 98%
1	UU	319	8%, 98%
1	UV	319	7%, 98%
1	UW	319	5%, 98%
1	UX	319	9%, 98%
1	UY	319	8%, 98%
1	UZ	319	5%, 98%
1	Ua	319	12%, 98%
1	Ub	319	7%, 98%
1	Uc	319	9%, 98%
1	Ud	319	8%, 98%
1	Ue	319	9%, 98%
1	Uf	319	98%
1	Ug	319	12%, 98%
1	Uh	319	9%, 98%
1	Ui	319	13%, 98%
1	Uj	319	9%, 98%
1	Uk	319	8%, 98%
1	Ul	319	8%, 98%
1	Um	319	9%, 98%
2	Bf	185	8%, 84%, 16%
2	Bg	185	8%, 82%, 18%

Continued on next page...

Continued from previous page...

Mol	Chain	Length	Quality of chain
2	Bh	185	11% 83% 17%
2	Bi	185	7% 83% 17%
2	Bj	185	16% 83% 17%
2	Bk	185	7% 83% 17%
2	Bl	185	5% 83% 17%
2	Bm	185	13% 83% 17%
2	Bn	185	9% 83% 17%
2	Bo	185	6% 83% 17%
2	Bp	185	19% 83% 17%
2	Bq	185	12% 82% 18%
2	Br	185	14% 83% 17%
2	Bs	185	9% 91% 9%
2	Bt	185	10% 83% 17%
2	Bu	185	11% 83% 17%
2	Bv	185	13% 83% 17%
2	Bw	185	83% 17%
2	Bx	185	10% 85% 15%
2	By	185	12% 82% 18%
2	Bz	185	14% 83% 17%
2	CA	185	65% 35%
2	CB	185	8% 85% 15%
2	CC	185	83% 17%
2	CD	185	10% 86% 14%
2	CE	185	8% 85% 15%
2	CF	185	12% 83% 17%

Continued on next page...

Continued from previous page...

Mol	Chain	Length	Quality of chain
2	CG	185	15% 95% 5%
2	CH	185	13% 83% 17%
2	CI	185	8% 85% 15%
2	CJ	185	7% 90% 10%
2	CK	185	• 91% 9%
2	CL	185	10% 82% 18%
2	CM	185	9% 83% 17%
2	CN	185	10% 83% 17%
2	CO	185	6% 92% 8%
2	CP	185	8% 83% 17%
2	CQ	185	11% 85% 15%
2	CR	185	5% 82% 18%
2	CS	185	• 83% 17%
2	CT	185	6% 83% 17%
2	CU	185	11% 85% 15%
2	CV	185	6% 82% 18%
2	CW	185	8% 83% 17%
2	CX	185	9% 83% 17%
2	CY	185	13% 85% 15%
2	CZ	185	• 82% 18%
2	Ca	185	6% 83% 17%
2	Cb	185	6% 83% 17%
2	Cc	185	5% 85% 15%
2	Cd	185	12% 82% 18%
2	Ce	185	11% 83% 17%

Continued on next page...

Continued from previous page...

Mol	Chain	Length	Quality of chain
2	Cf	185	8% 83% 17%
2	Cg	185	9% 85% 15%
2	Ch	185	8% 82% 18%
2	Ci	185	9% 83% 17%
2	GU	185	• 84% 16%
2	GV	185	• 82% 18%
2	GW	185	10% 83% 17%
2	GX	185	11% 83% 17%
2	GY	185	11% 83% 17%
2	GZ	185	10% 83% 17%
2	Ga	185	10% 83% 17%
2	Gb	185	15% 83% 17%
2	Gc	185	15% 83% 17%
2	Gd	185	11% 83% 17%
2	Ge	185	11% 83% 17%
2	Gf	185	12% 82% 18%
2	Gg	185	12% 83% 17%
2	Gh	185	10% 91% 9%
2	Gi	185	9% 83% 17%
2	Gj	185	12% 83% 17%
2	Gk	185	14% 83% 17%
2	Gl	185	8% 83% 17%
2	Gm	185	10% 85% 15%
2	Gn	185	7% 82% 18%
2	Go	185	10% 83% 17%

Continued on next page...

Continued from previous page...

Mol	Chain	Length	Quality of chain
2	Gp	185	65% 35%
2	Gq	185	10% 85% 15%
2	Gr	185	6% 83% 17%
2	Gs	185	10% 86% 14%
2	Gt	185	8% 85% 15%
2	Gu	185	9% 83% 17%
2	Gv	185	10% 95% 5%
2	Gw	185	11% 83% 17%
2	Gx	185	6% 85% 15%
2	Gy	185	9% 90% 10%
2	Gz	185	91% 9%
2	HA	185	8% 82% 18%
2	HB	185	5% 83% 17%
2	HC	185	7% 83% 17%
2	HD	185	92% 8%
2	HE	185	8% 83% 17%
2	HF	185	7% 85% 15%
2	HG	185	5% 82% 18%
2	HH	185	6% 83% 17%
2	HI	185	11% 83% 17%
2	HJ	185	8% 85% 15%
2	HK	185	8% 82% 18%
2	HL	185	6% 83% 17%
2	HM	185	6% 83% 17%
2	HN	185	8% 85% 15%

Continued on next page...

Continued from previous page...

Mol	Chain	Length	Quality of chain
2	HO	185	5% 82% 18%
2	HP	185	5% 83% 17%
2	HQ	185	6% 83% 17%
2	HR	185	6% 85% 15%
2	HS	185	10% 82% 18%
2	HT	185	9% 83% 17%
2	HU	185	8% 83% 17%
2	HV	185	10% 85% 15%
2	HW	185	7% 82% 18%
2	HX	185	7% 83% 17%
2	LJ	185	• 84% 16%
2	LK	185	5% 82% 18%
2	LL	185	10% 83% 17%
2	LM	185	6% 83% 17%
2	LN	185	12% 83% 17%
2	LO	185	10% 83% 17%
2	LP	185	8% 83% 17%
2	LQ	185	17% 83% 17%
2	LR	185	18% 83% 17%
2	LS	185	14% 83% 17%
2	LT	185	16% 83% 17%
2	LU	185	10% 82% 18%
2	LV	185	11% 83% 17%
2	LW	185	10% 91% 9%
2	LX	185	10% 83% 17%

Continued on next page...

Continued from previous page...

Mol	Chain	Length	Quality of chain
2	LY	185	16% 83% 17%
2	LZ	185	12% 83% 17%
2	La	185	9% 83% 17%
2	Lb	185	12% 85% 15%
2	Lc	185	12% 82% 18%
2	Ld	185	9% 83% 17%
2	Le	185	12% 65% 35%
2	Lf	185	8% 85% 15%
2	Lg	185	• 83% 17%
2	Lh	185	10% 86% 14%
2	Li	185	9% 85% 15%
2	Lj	185	9% 83% 17%
2	Lk	185	10% 95% 5%
2	Ll	185	8% 83% 17%
2	Lm	185	6% 85% 15%
2	Ln	185	9% 90% 10%
2	Lo	185	• 91% 9%
2	Lp	185	6% 82% 18%
2	Lq	185	5% 83% 17%
2	Lr	185	9% 83% 17%
2	Ls	185	6% 92% 8%
2	Lt	185	• 83% 17%
2	Lu	185	8% 85% 15%
2	Lv	185	5% 82% 18%
2	Lw	185	• 83% 17%

Continued on next page...

Continued from previous page...

Mol	Chain	Length	Quality of chain
2	Lx	185	5% 83% 17%
2	Ly	185	12% 85% 15%
2	Lz	185	5% 82% 18%
2	MA	185	• 83% 17%
2	MB	185	9% 83% 17%
2	MC	185	9% 85% 15%
2	MD	185	5% 82% 18%
2	ME	185	6% 83% 17%
2	MF	185	8% 83% 17%
2	MG	185	9% 85% 15%
2	MH	185	9% 82% 18%
2	MI	185	9% 83% 17%
2	MJ	185	• 83% 17%
2	MK	185	8% 85% 15%
2	ML	185	13% 82% 18%
2	MM	185	12% 83% 17%
2	Py	185	6% 84% 16%
2	Pz	185	• 82% 18%
2	QA	185	13% 83% 17%
2	QB	185	8% 83% 17%
2	QC	185	11% 83% 17%
2	QD	185	10% 83% 17%
2	QE	185	8% 83% 17%
2	QF	185	14% 83% 17%
2	QG	185	15% 83% 17%

Continued on next page...

Continued from previous page...

Mol	Chain	Length	Quality of chain
2	QH	185	14% 83% 17%
2	QI	185	18% 83% 17%
2	QJ	185	15% 82% 18%
2	QK	185	14% 83% 17%
2	QL	185	10% 91% 9%
2	QM	185	9% 83% 17%
2	QN	185	16% 83% 17%
2	QO	185	15% 83% 17%
2	QP	185	10% 83% 17%
2	QQ	185	15% 85% 15%
2	QR	185	9% 82% 18%
2	QS	185	8% 83% 17%
2	QT	185	• 65% 35%
2	QU	185	6% 85% 15%
2	QV	185	7% 83% 17%
2	QW	185	8% 86% 14%
2	QX	185	7% 85% 15%
2	QY	185	10% 83% 17%
2	QZ	185	7% 95% 5%
2	Qa	185	7% 83% 17%
2	Qb	185	6% 85% 15%
2	Qc	185	7% 90% 10%
2	Qd	185	• 91% 9%
2	Qe	185	• 82% 18%
2	Qf	185	8% 83% 17%

Continued on next page...

Continued from previous page...

Mol	Chain	Length	Quality of chain
2	Qg	185	8% 83% 17%
2	Qh	185	9% 92% 8%
2	Qi	185	10% 83% 17%
2	Qj	185	10% 85% 15%
2	Qk	185	5% 82% 18%
2	Ql	185	6% 83% 17%
2	Qm	185	10% 83% 17%
2	Qn	185	8% 85% 15%
2	Qo	185	• 82% 18%
2	Qp	185	6% 83% 17%
2	Qq	185	8% 83% 17%
2	Qr	185	8% 85% 15%
2	Qs	185	6% 82% 18%
2	Qt	185	8% 83% 17%
2	Qu	185	6% 83% 17%
2	Qv	185	12% 85% 15%
2	Qw	185	8% 82% 18%
2	Qx	185	9% 83% 17%
2	Qy	185	• 83% 17%
2	Qz	185	9% 85% 15%
2	RA	185	11% 82% 18%
2	RB	185	8% 83% 17%
2	Un	185	5% 84% 16%
2	Uo	185	6% 82% 18%
2	Up	185	11% 83% 17%

Continued on next page...

Continued from previous page...

Mol	Chain	Length	Quality of chain
2	Uq	185	7% 83% 17%
2	Ur	185	10% 83% 17%
2	Us	185	12% 83% 17%
2	Ut	185	14% 83% 17%
2	Uu	185	19% 83% 17%
2	Uv	185	14% 83% 17%
2	Uw	185	14% 83% 17%
2	Ux	185	16% 83% 17%
2	Uy	185	8% 82% 18%
2	Uz	185	16% 83% 17%
2	VA	185	7% 91% 9%
2	VB	185	13% 83% 17%
2	VC	185	14% 83% 17%
2	VD	185	10% 83% 17%
2	VE	185	5% 83% 17%
2	VF	185	14% 85% 15%
2	VG	185	9% 82% 18%
2	VH	185	17% 83% 17%
2	VI	185	• 65% 35%
2	VJ	185	8% 85% 15%
2	VK	185	6% 83% 17%
2	VL	185	8% 86% 14%
2	VM	185	11% 85% 15%
2	VN	185	10% 83% 17%
2	VO	185	8% 95% 5%

Continued on next page...

Continued from previous page...

Mol	Chain	Length	Quality of chain
2	VP	185	6% 83% 17%
2	VQ	185	85% 15%
2	VR	185	9% 90% 10%
2	VS	185	91% 9%
2	VT	185	5% 82% 18%
2	VU	185	8% 83% 17%
2	VV	185	10% 83% 17%
2	VW	185	9% 92% 8%
2	VX	185	9% 83% 17%
2	VY	185	9% 85% 15%
2	VZ	185	6% 82% 18%
2	Va	185	6% 83% 17%
2	Vb	185	11% 83% 17%
2	Vc	185	9% 85% 15%
2	Vd	185	6% 82% 18%
2	Ve	185	8% 83% 17%
2	Vf	185	9% 83% 17%
2	Vg	185	6% 85% 15%
2	Vh	185	9% 82% 18%
2	Vi	185	9% 83% 17%
2	Vj	185	6% 83% 17%
2	Vk	185	8% 85% 15%
2	Vl	185	7% 82% 18%
2	Vm	185	8% 83% 17%
2	Vn	185	10% 83% 17%

Continued on next page...

Continued from previous page...

Mol	Chain	Length	Quality of chain
2	Vo	185	9% 85% 15%
2	Vp	185	12% 82% 18%
2	Vq	185	9% 83% 17%
3	Cj	254	• 63% 37%
3	HY	254	6% 63% 37%
3	MN	254	6% 63% 37%
3	RC	254	5% 63% 37%
3	Vr	254	• 63% 37%
4	Ck	190	7% 80% 20%
4	Cl	190	8% 80% 20%
4	Cm	190	9% 81% 19%
4	Cn	190	13% 80% 20%
4	Co	190	5% 82% 18%
4	Cp	190	8% 80% 20%
4	Cq	190	• 90% 10%
4	Cr	190	9% 90% 10%
4	Cs	190	5% 90% 10%
4	Ct	190	• 76% 24%
4	Cu	190	6% 79% 21%
4	Cv	190	• 81% 19%
4	Cw	190	• 81% 19%
4	Cx	190	• 79% 21%
4	Cy	190	5% 79% 21%
4	Cz	190	5% 80% 20%
4	DA	190	9% 90% 10%

Continued on next page...

Continued from previous page...

Mol	Chain	Length	Quality of chain
4	DB	190	10% 90% 10%
4	DC	190	90% 10%
4	DD	190	9% 90% 10%
4	DE	190	90% 10%
4	DF	190	5% 90% 10%
4	DG	190	7% 90% 10%
4	DH	190	90% 10%
4	DI	190	6% 90% 10%
4	DJ	190	90% 10%
4	HZ	190	80% 20%
4	Ha	190	5% 80% 20%
4	Hb	190	8% 81% 19%
4	Hc	190	8% 80% 20%
4	Hd	190	6% 82% 18%
4	He	190	5% 80% 20%
4	Hf	190	6% 90% 10%
4	Hg	190	12% 90% 10%
4	Hh	190	7% 90% 10%
4	Hi	190	76% 24%
4	Hj	190	79% 21%
4	Hk	190	5% 81% 19%
4	Hl	190	81% 19%
4	Hm	190	79% 21%
4	Hn	190	79% 21%
4	Ho	190	80% 20%

Continued on next page...

Continued from previous page...

Mol	Chain	Length	Quality of chain
4	Hp	190	90% 10%
4	Hq	190	12% 90% 10%
4	Hr	190	90% 10%
4	Hs	190	7% 90% 10%
4	Ht	190	90% 10%
4	Hu	190	5% 90% 10%
4	Hv	190	9% 90% 10%
4	Hw	190	7% 90% 10%
4	Hx	190	14% 90% 10%
4	Hy	190	7% 90% 10%
4	MO	190	80% 20%
4	MP	190	6% 80% 20%
4	MQ	190	9% 81% 19%
4	MR	190	8% 80% 20%
4	MS	190	6% 82% 18%
4	MT	190	6% 80% 20%
4	MU	190	8% 90% 10%
4	MV	190	8% 90% 10%
4	MW	190	13% 90% 10%
4	MX	190	76% 24%
4	MY	190	5% 79% 21%
4	MZ	190	5% 81% 19%
4	Ma	190	81% 19%
4	Mb	190	7% 79% 21%
4	Mc	190	7% 79% 21%

Continued on next page...

Continued from previous page...

Mol	Chain	Length	Quality of chain
4	Md	190	5% 80% 20%
4	Me	190	8% 90% 10%
4	Mf	190	13% 90% 10%
4	Mg	190	• 90% 10%
4	Mh	190	11% 90% 10%
4	Mi	190	• 90% 10%
4	Mj	190	5% 90% 10%
4	Mk	190	10% 90% 10%
4	Ml	190	7% 90% 10%
4	Mm	190	8% 90% 10%
4	Mn	190	5% 90% 10%
4	RD	190	7% 80% 20%
4	RE	190	7% 80% 20%
4	RF	190	9% 81% 19%
4	RG	190	14% 80% 20%
4	RH	190	• 82% 18%
4	RI	190	5% 80% 20%
4	RJ	190	6% 90% 10%
4	RK	190	12% 90% 10%
4	RL	190	12% 90% 10%
4	RM	190	• 76% 24%
4	RN	190	5% 79% 21%
4	RO	190	7% 81% 19%
4	RP	190	6% 81% 19%
4	RQ	190	• 79% 21%

Continued on next page...

Continued from previous page...

Mol	Chain	Length	Quality of chain
4	RR	190	79% 21%
4	RS	190	5% 80% 20%
4	RT	190	7% 90% 10%
4	RU	190	13% 90% 10%
4	RV	190	90% 10%
4	RW	190	8% 90% 10%
4	RX	190	90% 10%
4	RY	190	9% 90% 10%
4	RZ	190	11% 90% 10%
4	Ra	190	8% 90% 10%
4	Rb	190	8% 90% 10%
4	Rc	190	7% 90% 10%
4	Vs	190	8% 80% 20%
4	Vt	190	5% 80% 20%
4	Vu	190	11% 81% 19%
4	Vv	190	13% 80% 20%
4	Vw	190	5% 82% 18%
4	Vx	190	7% 80% 20%
4	Vy	190	8% 90% 10%
4	Vz	190	10% 90% 10%
4	WA	190	11% 90% 10%
4	WB	190	76% 24%
4	WC	190	5% 79% 21%
4	WD	190	7% 81% 19%
4	WE	190	81% 19%

Continued on next page...

Continued from previous page...

Mol	Chain	Length	Quality of chain
4	WF	190	5% 79% 21%
4	WG	190	5% 79% 21%
4	WH	190	6% 80% 20%
4	WI	190	6% 90% 10%
4	WJ	190	13% 90% 10%
4	WK	190	7% 90% 10%
4	WL	190	11% 90% 10%
4	WM	190	90% 10%
4	WN	190	9% 90% 10%
4	WO	190	10% 90% 10%
4	WP	190	5% 90% 10%
4	WQ	190	7% 90% 10%
4	WR	190	7% 90% 10%
5	DK	230	13% 87%
5	DL	230	16% 84%
5	DM	230	16% 84%
5	DN	230	7% 16% 84%
5	DO	230	16% 84%
5	DP	230	16% 84%
5	DQ	230	6% 16% 84%
5	DR	230	16% 84%
5	DS	230	5% 16% 84%
5	DT	230	16% 84%
5	DU	230	5% 16% 84%
5	DV	230	16% 84%

Continued on next page...

Continued from previous page...

Mol	Chain	Length	Quality of chain
5	DW	230	13% 87%
5	DX	230	16% 84%
5	DY	230	16% 84%
5	DZ	230	16% 84%
5	Da	230	5% 16% 84%
5	Db	230	6% 16% 84%
5	Dc	230	16% 84%
5	Dd	230	13% 87%
5	De	230	16% 84%
5	Df	230	16% 84%
5	Dg	230	11% 89%
5	Dh	230	13% 87%
5	Di	230	13% 87%
5	Dj	230	13% 87%
5	Dk	230	13% 87%
5	Dl	230	16% 84%
5	Dm	230	13% 87%
5	Dn	230	16% 84%
5	Do	230	16% 84%
5	Dp	230	16% 84%
5	Dq	230	16% 84%
5	Dr	230	16% 84%
5	Ds	230	16% 84%
5	Dt	230	16% 84%
5	Du	230	16% 84%

Continued on next page...

Continued from previous page...

Mol	Chain	Length	Quality of chain
5	Dv	230	16% 84%
5	Dw	230	7% 12% 88%
5	Dx	230	16% 84%
5	Dy	230	16% 84%
5	Dz	230	16% 84%
5	EA	230	11% 89%
5	EB	230	13% 87%
5	EC	230	11% 89%
5	ED	230	13% 87%
5	EE	230	16% 84%
5	EF	230	11% 89%
5	EG	230	16% 84%
5	EH	230	13% 87%
5	EI	230	13% 87%
5	EJ	230	13% 87%
5	EK	230	13% 87%
5	EL	230	17% 83%
5	EM	230	16% 84%
5	EN	230	16% 84%
5	EO	230	17% 83%
5	EP	230	16% 84%
5	EQ	230	16% 84%
5	ER	230	17% 83%
5	ES	230	16% 84%
5	ET	230	16% 84%

Continued on next page...

Continued from previous page...

Mol	Chain	Length	Quality of chain
5	EU	230	17% 83%
5	EV	230	16% 84%
5	EW	230	16% 84%
5	EX	230	16% 84%
5	EY	230	17% 83%
5	EZ	230	16% 84%
5	Ea	230	17% 83%
5	Eb	230	16% 84%
5	Ec	230	16% 84%
5	Ed	230	17% 83%
5	Ee	230	16% 84%
5	Ef	230	16% 84%
5	Eg	230	17% 83%
5	Eh	230	16% 84%
5	Ei	230	5% 16% 84%
5	Ej	230	17% 83%
5	Ek	230	16% 84%
5	El	230	5% 16% 84%
5	Em	230	5% 16% 84%
5	En	230	17% 83%
5	Eo	230	16% 84%
5	Hz	230	13% 87%
5	IA	230	16% 84%
5	IB	230	16% 84%
5	IC	230	8% 16% 84%

Continued on next page...

Continued from previous page...

Mol	Chain	Length	Quality of chain
5	ID	230	16% 84%
5	IE	230	16% 84%
5	IF	230	16% 84%
5	IG	230	6% 16% 84%
5	IH	230	16% 84%
5	II	230	16% 84%
5	IJ	230	16% 84%
5	IK	230	16% 84%
5	IL	230	13% 87%
5	IM	230	16% 84%
5	IN	230	16% 84%
5	IO	230	16% 84%
5	IP	230	16% 84%
5	IQ	230	6% 16% 84%
5	IR	230	16% 84%
5	IS	230	13% 87%
5	IT	230	16% 84%
5	IU	230	11% 89%
5	IV	230	16% 84%
5	IW	230	13% 87%
5	IX	230	13% 87%
5	IY	230	13% 87%
5	IZ	230	13% 87%
5	Ia	230	16% 84%
5	Ib	230	13% 87%

Continued on next page...

Continued from previous page...

Mol	Chain	Length	Quality of chain
5	Ic	230	16% 84%
5	Id	230	16% 84%
5	Ie	230	16% 84%
5	If	230	16% 84%
5	Ig	230	16% 84%
5	Ih	230	16% 84%
5	Ii	230	16% 84%
5	Ij	230	16% 84%
5	Ik	230	16% 84%
5	Il	230	6% 12% 88%
5	Im	230	16% 84%
5	In	230	16% 84%
5	Io	230	16% 84%
5	Ip	230	11% 89%
5	Iq	230	5% 13% 87%
5	Ir	230	11% 89%
5	Is	230	13% 87%
5	It	230	16% 84%
5	Iu	230	16% 84%
5	Iv	230	16% 84%
5	Iw	230	13% 87%
5	Ix	230	13% 87%
5	Iy	230	13% 87%
5	Iz	230	13% 87%
5	JA	230	17% 83%

Continued on next page...

Continued from previous page...

Mol	Chain	Length	Quality of chain
5	JB	230	16% 84%
5	JC	230	16% 84%
5	JD	230	17% 83%
5	JE	230	16% 84%
5	JF	230	16% 84%
5	JG	230	17% 83%
5	JH	230	16% 84%
5	JI	230	16% 84%
5	JJ	230	17% 83%
5	JK	230	16% 84%
5	JL	230	16% 84%
5	JM	230	16% 84%
5	JN	230	17% 83%
5	JO	230	16% 84%
5	JP	230	13% 87%
5	JQ	230	16% 84%
5	JR	230	16% 84%
5	JS	230	17% 83%
5	JT	230	16% 84%
5	JU	230	5% 16% 84%
5	JV	230	17% 83%
5	JW	230	16% 84%
5	JX	230	16% 84%
5	JY	230	17% 83%
5	JZ	230	16% 84%

Continued on next page...

Continued from previous page...

Mol	Chain	Length	Quality of chain
5	Ja	230	16% 84%
5	Jb	230	16% 84%
5	Jc	230	17% 83%
5	Jd	230	16% 84%
5	Mo	230	13% 87%
5	Mp	230	16% 84%
5	Mq	230	16% 84%
5	Mr	230	7% 16% 84%
5	Ms	230	16% 84%
5	Mt	230	16% 84%
5	Mu	230	5% 16% 84%
5	Mv	230	16% 84%
5	Mw	230	16% 84%
5	Mx	230	16% 84%
5	My	230	6% 16% 84%
5	Mz	230	16% 84%
5	NA	230	5% 13% 87%
5	NB	230	5% 16% 84%
5	NC	230	16% 84%
5	ND	230	16% 84%
5	NE	230	16% 84%
5	NF	230	16% 84%
5	NG	230	16% 84%
5	NH	230	13% 87%
5	NI	230	5% 16% 84%

Continued on next page...

Continued from previous page...

Mol	Chain	Length	Quality of chain
5	NJ	230	16% 84%
5	NK	230	16% 84%
5	NL	230	13% 87%
5	NM	230	13% 87%
5	NN	230	13% 87%
5	NO	230	13% 87%
5	NP	230	16% 84%
5	NQ	230	13% 87%
5	NR	230	16% 84%
5	NS	230	16% 84%
5	NT	230	16% 84%
5	NU	230	16% 84%
5	NV	230	16% 84%
5	NW	230	16% 84%
5	NX	230	16% 84%
5	NY	230	16% 84%
5	NZ	230	16% 84%
5	Na	230	5% 12% 88%
5	Nb	230	16% 84%
5	Nc	230	16% 84%
5	Nd	230	16% 84%
5	Ne	230	16% 84%
5	Nf	230	13% 87%
5	Ng	230	16% 84%
5	Nh	230	13% 87%

Continued on next page...

Continued from previous page...

Mol	Chain	Length	Quality of chain
5	Ni	230	16% 84%
5	Nj	230	16% 84%
5	Nk	230	16% 84%
5	Nl	230	13% 87%
5	Nm	230	13% 87%
5	Nn	230	13% 87%
5	No	230	13% 87%
5	Np	230	13% 87%
5	Nq	230	16% 84%
5	Nr	230	16% 84%
5	Ns	230	17% 83%
5	Nt	230	16% 84%
5	Nu	230	16% 84%
5	Nv	230	17% 83%
5	Nw	230	16% 84%
5	Nx	230	16% 84%
5	Ny	230	17% 83%
5	Nz	230	16% 84%
5	OA	230	11% 89%
5	OB	230	16% 84%
5	OC	230	17% 83%
5	OD	230	16% 84%
5	OE	230	17% 83%
5	OF	230	16% 84%
5	OG	230	16% 84%

Continued on next page...

Continued from previous page...

Mol	Chain	Length	Quality of chain
5	OH	230	17% 83%
5	OI	230	16% 84%
5	OJ	230	16% 84%
5	OK	230	17% 83%
5	OL	230	16% 84%
5	OM	230	16% 84%
5	ON	230	17% 83%
5	OO	230	16% 84%
5	OP	230	16% 84%
5	OQ	230	16% 84%
5	OR	230	17% 83%
5	OS	230	16% 84%
5	Rd	230	13% 87%
5	Re	230	16% 84%
5	Rf	230	16% 84%
5	Rg	230	5% 16% 84%
5	Rh	230	16% 84%
5	Ri	230	5% 16% 84%
5	Rj	230	6% 16% 84%
5	Rk	230	16% 84%
5	Rl	230	16% 84%
5	Rm	230	16% 84%
5	Rn	230	16% 84%
5	Ro	230	16% 84%
5	Rp	230	6% 13% 87%

Continued on next page...

Continued from previous page...

Mol	Chain	Length	Quality of chain
5	Rq	230	16% 84%
5	Rr	230	16% 84%
5	Rs	230	16% 84%
5	Rt	230	16% 84%
5	Ru	230	6% 16% 84%
5	Rv	230	16% 84%
5	Rw	230	13% 87%
5	Rx	230	16% 84%
5	Ry	230	16% 84%
5	Rz	230	16% 84%
5	SA	230	13% 87%
5	SB	230	13% 87%
5	SC	230	13% 87%
5	SD	230	13% 87%
5	SE	230	16% 84%
5	SF	230	13% 87%
5	SG	230	16% 84%
5	SH	230	16% 84%
5	SI	230	16% 84%
5	SJ	230	16% 84%
5	SK	230	16% 84%
5	SL	230	16% 84%
5	SM	230	16% 84%
5	SN	230	16% 84%
5	SO	230	16% 84%

Continued on next page...

Continued from previous page...

Mol	Chain	Length	Quality of chain
5	SP	230	5% 12% 88%
5	SQ	230	16% 84%
5	SR	230	16% 84%
5	SS	230	16% 84%
5	ST	230	16% 84%
5	SU	230	7% 13% 87%
5	SV	230	16% 84%
5	SW	230	13% 87%
5	SX	230	16% 84%
5	SY	230	11% 89%
5	SZ	230	16% 84%
5	Sa	230	13% 87%
5	Sb	230	13% 87%
5	Sc	230	13% 87%
5	Sd	230	13% 87%
5	Se	230	17% 83%
5	Sf	230	16% 84%
5	Sg	230	16% 84%
5	Sh	230	17% 83%
5	Si	230	16% 84%
5	Sj	230	16% 84%
5	Sk	230	17% 83%
5	Sl	230	16% 84%
5	Sm	230	16% 84%
5	Sn	230	17% 83%

Continued on next page...

Continued from previous page...

Mol	Chain	Length	Quality of chain
5	So	230	16% 84%
5	Sp	230	11% 89%
5	Sq	230	16% 84%
5	Sr	230	17% 83%
5	Ss	230	16% 84%
5	St	230	17% 83%
5	Su	230	16% 84%
5	Sv	230	5% 16% 84%
5	Sw	230	17% 83%
5	Sx	230	16% 84%
5	Sy	230	16% 84%
5	Sz	230	17% 83%
5	TA	230	16% 84%
5	TB	230	16% 84%
5	TC	230	17% 83%
5	TD	230	16% 84%
5	TE	230	16% 84%
5	TF	230	5% 16% 84%
5	TG	230	17% 83%
5	TH	230	16% 84%
5	WS	230	13% 87%
5	WT	230	16% 84%
5	WU	230	16% 84%
5	WV	230	9% 16% 84%
5	WW	230	16% 84%

Continued on next page...

Continued from previous page...

Mol	Chain	Length	Quality of chain
5	WX	230	16% 84%
5	WY	230	7% 16% 84%
5	WZ	230	5% 16% 84%
5	Wa	230	16% 84%
5	Wb	230	5% 16% 84%
5	Wc	230	5% 16% 84%
5	Wd	230	16% 84%
5	We	230	5% 13% 87%
5	Wf	230	16% 84%
5	Wg	230	16% 84%
5	Wh	230	16% 84%
5	Wi	230	5% 16% 84%
5	Wj	230	5% 16% 84%
5	Wk	230	16% 84%
5	Wl	230	13% 87%
5	Wm	230	6% 16% 84%
5	Wn	230	16% 84%
5	Wo	230	16% 84%
5	Wp	230	13% 87%
5	Wq	230	5% 13% 87%
5	Wr	230	5% 13% 87%
5	Ws	230	13% 87%
5	Wt	230	16% 84%
5	Wu	230	13% 87%
5	Wv	230	16% 84%

Continued on next page...

Continued from previous page...

Mol	Chain	Length	Quality of chain
5	Ww	230	16% 84%
5	Wx	230	16% 84%
5	Wy	230	16% 84%
5	Wz	230	16% 84%
5	XA	230	16% 84%
5	XB	230	16% 84%
5	XC	230	16% 84%
5	XD	230	16% 84%
5	XE	230	7% 12% 88%
5	XF	230	16% 84%
5	XG	230	16% 84%
5	XH	230	16% 84%
5	XI	230	16% 84%
5	XJ	230	5% 13% 87%
5	XK	230	16% 84%
5	XL	230	13% 87%
5	XM	230	16% 84%
5	XN	230	16% 84%
5	XO	230	16% 84%
5	XP	230	13% 87%
5	XQ	230	13% 87%
5	XR	230	13% 87%
5	XS	230	13% 87%
5	XT	230	17% 83%
5	XU	230	16% 84%

Continued on next page...

Continued from previous page...

Mol	Chain	Length	Quality of chain
5	XV	230	16% 84%
5	XW	230	17% 83%
5	XX	230	16% 84%
5	XY	230	16% 84%
5	XZ	230	17% 83%
5	Xa	230	16% 84%
5	Xb	230	16% 84%
5	Xc	230	17% 83%
5	Xd	230	16% 84%
5	Xe	230	16% 84%
5	Xf	230	16% 84%
5	Xg	230	17% 83%
5	Xh	230	16% 84%
5	Xi	230	17% 83%
5	Xj	230	16% 84%
5	Xk	230	16% 84%
5	Xl	230	17% 83%
5	Xm	230	16% 84%
5	Xn	230	16% 84%
5	Xo	230	17% 83%
5	Xp	230	16% 84%
5	Xq	230	16% 84%
5	Xr	230	17% 83%
5	Xs	230	16% 84%
5	Xt	230	16% 84%

Continued on next page...

Continued from previous page...

Mol	Chain	Length	Quality of chain
5	Xu	230	16% 84%
5	Xv	230	17% 83%
5	Xw	230	16% 84%
5	YJ	230	5% 48% 52%
5	YK	230	7% 48% 52%
5	YL	230	9% 39% 61%
5	YM	230	15% 39% 61%
5	YN	230	8% 48% 52%
5	YO	230	17% 39% 61%
5	YP	230	10% 48% 52%
5	YQ	230	48% 52%
5	YR	230	7% 48% 52%
5	YS	230	7% 39% 61%
5	YT	230	36% 48% 52%
5	YU	230	23% 48% 52%
5	YV	230	20% 48% 52%
5	YW	230	13% 42% 58%
5	YX	230	9% 48% 52%
5	YY	230	9% 42% 58%
5	YZ	230	7% 48% 52%
5	Ya	230	27% 48% 52%
5	Yb	230	29% 42% 58%
5	Yc	230	14% 48% 52%
5	Yd	230	17% 42% 58%
5	Ye	230	14% 48% 52%

Continued on next page...

Continued from previous page...

Mol	Chain	Length	Quality of chain
5	Yf	230	17% 42% 58%
5	Yg	230	20% 48% 52%
5	Yh	230	32% 48% 52%
5	Yi	230	13% 42% 58%
5	Yj	230	13% 48% 52%
5	Yk	230	5% 48% 52%
5	Yl	230	13% 42% 58%
5	Ym	230	• 48% 52%
5	Yn	230	8% 42% 58%
5	Yo	230	7% 48% 52%
5	Yp	230	8% 42% 58%
5	Yq	230	19% 48% 52%
5	Yr	230	24% 42% 58%
5	Ys	230	7% 48% 52%
5	Yt	230	9% 42% 58%
5	Yu	230	5% 48% 52%
5	Yv	230	16% 42% 58%
5	Yw	230	20% 48% 52%
5	Yx	230	23% 42% 58%
5	Yy	230	7% 48% 52%
5	Yz	230	8% 42% 58%
5	ZA	230	• 48% 52%
5	ZB	230	6% 42% 58%
5	ZC	230	11% 48% 52%
5	ZD	230	18% 42% 58%

Continued on next page...

Continued from previous page...

Mol	Chain	Length	Quality of chain
5	ZE	230	18% 48% 52%
5	ZF	230	23% 42% 58%
5	ZG	230	7% 48% 52%
5	ZH	230	10% 42% 58%
5	ZI	230	5% 48% 52%
5	ZJ	230	13% 42% 58%
5	ZK	230	31% 48% 52%
5	ZL	230	35% 42% 58%
5	ZM	230	7% 48% 52%
5	ZN	230	7% 42% 58%
5	ZO	230	48% 52%
5	ZP	230	40% 60%
5	ZQ	230	48% 52%
5	ZR	230	42% 58%
5	ZS	230	48% 52%
5	ZT	230	42% 58%
5	ZU	230	48% 52%
5	ZV	230	42% 58%
5	ZW	230	48% 52%
5	ZX	230	42% 58%
5	ZY	230	48% 52%
5	ZZ	230	42% 58%
5	Za	230	48% 52%
5	Zb	230	7% 42% 58%
5	Zc	230	48% 52%

Continued on next page...

Continued from previous page...

Mol	Chain	Length	Quality of chain
5	Zd	230	42% 58%
5	Ze	230	48% 52%
5	Zf	230	42% 58%
5	Zg	230	48% 52%
5	Zh	230	42% 58%
5	Zi	230	48% 52%
5	Zj	230	42% 58%
5	Zk	230	48% 52%
5	Zl	230	7% 42% 58%
5	Zm	230	48% 52%
5	Zn	230	42% 58%
5	Zo	230	48% 52%
5	Zp	230	42% 58%
5	Zq	230	48% 52%
5	Zr	230	42% 58%
5	Zs	230	48% 52%
5	Zt	230	42% 58%
5	Zu	230	48% 52%
5	Zv	230	42% 58%
5	Zw	230	48% 52%
5	Zx	230	11% 42% 58%
5	Zy	230	6% 48% 52%
5	Zz	230	42% 58%
5	aA	230	48% 52%
5	aB	230	42% 58%

Continued on next page...

Continued from previous page...

Mol	Chain	Length	Quality of chain
5	aC	230	48% 52%
5	aD	230	16% 42% 58%
5	aE	230	48% 52%
5	aF	230	5% 42% 58%
5	aG	230	48% 52%
5	aH	230	42% 58%
5	aI	230	48% 52%
5	aJ	230	7% 42% 58%
5	aK	230	48% 52%
5	aL	230	8% 42% 58%
5	aM	230	48% 52%
5	aN	230	5% 42% 58%
5	aO	230	5% 48% 52%
5	aP	230	7% 42% 58%
5	aQ	230	48% 52%
5	aR	230	6% 42% 58%
5	aS	230	48% 52%
5	aT	230	5% 42% 58%
5	aU	230	48% 52%
5	aV	230	42% 58%
5	aW	230	48% 52%
5	aX	230	7% 42% 58%
5	aY	230	48% 52%
5	aZ	230	42% 58%
5	aa	230	48% 52%

Continued on next page...

Continued from previous page...

Mol	Chain	Length	Quality of chain
5	ab	230	6% 42% 58%
5	ac	230	5% 48% 52%
5	ad	230	6% 42% 58%
5	ae	230	• 48% 52%
5	af	230	• 42% 58%
5	ag	230	• 48% 52%
5	ah	230	7% 42% 58%
5	ai	230	6% 48% 52%
5	aj	230	• 42% 58%
5	ak	230	5% 48% 52%
5	al	230	10% 42% 58%
5	am	230	6% 48% 52%
5	an	230	5% 42% 58%
5	ao	230	8% 48% 52%
5	ap	230	7% 42% 58%
5	aq	230	6% 48% 52%
5	ar	230	8% 42% 58%
5	as	230	5% 48% 52%
5	at	230	6% 42% 58%
5	au	230	7% 48% 52%
5	av	230	• 42% 58%
5	aw	230	• 48% 52%
5	ax	230	5% 42% 58%
5	ay	230	• 48% 52%
5	az	230	• 42% 58%

Continued on next page...

Continued from previous page...

Mol	Chain	Length	Quality of chain
5	bA	230	48% 52%
5	bB	230	42% 58%
5	bC	230	5% 48% 52%
5	bD	230	42% 58%
5	bE	230	48% 52%
5	bF	230	42% 58%
5	bG	230	7% 48% 52%
5	bH	230	42% 58%
5	bI	230	9% 48% 52%
5	bJ	230	42% 58%
5	bK	230	6% 48% 52%
5	bL	230	42% 58%
5	bM	230	5% 48% 52%
5	bN	230	42% 58%
5	bO	230	5% 48% 52%
5	bP	230	5% 42% 58%
5	bQ	230	48% 52%
5	bR	230	5% 42% 58%
5	bS	230	6% 48% 52%
5	bT	230	42% 58%
5	bU	230	5% 48% 52%
5	bV	230	6% 42% 58%
5	bW	230	7% 48% 52%
5	bX	230	6% 42% 58%
5	bY	230	7% 48% 52%

Continued on next page...

Continued from previous page...

Mol	Chain	Length	Quality of chain
5	bZ	230	42% 58%
5	ba	230	5% 48% 52%
5	bb	230	42% 58%
5	bc	230	5% 48% 52%
5	bd	230	42% 58%
5	be	230	48% 52%
5	bf	230	42% 58%
5	bg	230	6% 48% 52%
5	bh	230	42% 58%
5	bi	230	48% 52%
5	bj	230	42% 58%
5	bk	230	48% 52%
5	bl	230	42% 58%
5	bm	230	48% 52%
5	bn	230	42% 58%
5	bo	230	9% 48% 52%
5	bp	230	24% 42% 58%
5	bq	230	9% 48% 52%
5	br	230	18% 42% 58%
5	bs	230	8% 48% 52%
5	bt	230	11% 42% 58%
5	bu	230	5% 48% 52%
5	bv	230	22% 42% 58%
5	bw	230	7% 48% 52%
5	bx	230	12% 42% 58%

Continued on next page...

Continued from previous page...

Mol	Chain	Length	Quality of chain
5	by	230	6% 48% 52%
5	bz	230	6% 42% 58%
5	cA	230	5% 48% 52%
5	cB	230	31% 42% 58%
5	cC	230	5% 48% 52%
5	cD	230	13% 42% 58%
5	cE	230	6% 48% 52%
5	cF	230	12% 42% 58%
5	cG	230	12% 48% 52%
5	cH	230	33% 42% 58%
5	cI	230	6% 48% 52%
5	cJ	230	13% 42% 58%
5	cK	230	8% 48% 52%
5	cL	230	12% 42% 58%
5	cM	230	13% 48% 52%
5	cN	230	34% 42% 58%
5	cO	230	8% 48% 52%
5	cP	230	14% 42% 58%
5	cQ	230	• 48% 52%
5	cR	230	15% 42% 58%
5	cS	230	7% 48% 52%
5	cT	230	17% 42% 58%
5	cU	230	11% 48% 52%
5	cV	230	18% 42% 58%
5	cW	230	20% 48% 52%

Continued on next page...

Continued from previous page...

Mol	Chain	Length	Quality of chain
5	cX	230	35% 42% 58%
5	cY	230	10% 48% 52%
5	cZ	230	15% 42% 58%
5	ca	230	12% 48% 52%
5	cb	230	19% 42% 58%
5	cc	230	19% 48% 52%
5	cd	230	38% 42% 58%
5	ce	230	20% 48% 52%
5	cf	230	23% 42% 58%
5	cg	230	15% 48% 52%
5	ch	230	22% 42% 58%
5	ci	230	15% 48% 52%
5	cj	230	35% 42% 58%
5	ck	230	26% 48% 52%
5	cl	230	41% 42% 58%
5	cm	230	30% 48% 52%
5	cn	230	29% 42% 58%
5	co	230	7% 48% 52%
5	cp	230	18% 42% 58%
5	cq	230	16% 48% 52%
5	cr	230	40% 42% 58%
5	cs	230	33% 48% 52%
5	ct	230	40% 42% 58%
5	cu	230	9% 48% 52%
5	cv	230	18% 42% 58%

Continued on next page...

Continued from previous page...

Mol	Chain	Length	Quality of chain
5	cw	230	17% 48% 52%
5	cx	230	30% 42% 58%
5	cy	230	15% 48% 52%
5	cz	230	20% 42% 58%
5	dA	230	32% 48% 52%
5	dB	230	42% 42% 58%
5	dC	230	30% 48% 52%
5	dD	230	35% 42% 58%
5	dE	230	21% 48% 52%
5	dF	230	35% 42% 58%
5	dG	230	30% 48% 52%
5	dH	230	40% 42% 58%
5	dI	230	24% 48% 52%
5	dJ	230	31% 42% 58%
5	dK	230	21% 48% 52%
5	dL	230	40% 42% 58%
5	dM	230	30% 48% 52%
5	dN	230	39% 42% 58%
5	dO	230	27% 48% 52%
5	dP	230	36% 42% 58%
5	dQ	230	32% 48% 52%
5	dR	230	42% 42% 58%
5	dS	230	45% 48% 52%
5	dT	230	42% 42% 58%
5	dU	230	16% 48% 52%

Continued on next page...

Continued from previous page...

Mol	Chain	Length	Quality of chain
5	dV	230	19% 42% 58%
5	dW	230	17% 48% 52%
5	dX	230	38% 42% 58%
5	dY	230	40% 48% 52%
5	dZ	230	42% 42% 58%
5	da	230	24% 48% 52%
5	db	230	30% 42% 58%
5	dc	230	17% 48% 52%
5	dd	230	26% 42% 58%
5	de	230	20% 48% 52%
5	df	230	41% 42% 58%
5	dg	230	25% 48% 52%
5	dh	230	40% 42% 58%
5	di	230	25% 48% 52%
5	dj	230	31% 42% 58%
5	dk	230	11% 48% 52%
5	dl	230	18% 42% 58%
5	dm	230	17% 48% 52%
5	dn	230	36% 42% 58%
5	do	230	23% 48% 52%
5	dp	230	27% 42% 58%
5	dq	230	17% 48% 52%
5	dr	230	30% 42% 58%
5	ds	230	16% 48% 52%
5	dt	230	34% 42% 58%

Continued on next page...

Continued from previous page...

Mol	Chain	Length	Quality of chain
5	du	230	22% 48% 52%
5	dv	230	33% 42% 58%
5	dw	230	18% 48% 52%
5	dx	230	36% 42% 58%
5	dy	230	22% 48% 52%
5	dz	230	35% 42% 58%
5	eA	230	14% 48% 52%
5	eB	230	20% 42% 58%
5	eC	230	8% 48% 52%
5	eD	230	35% 42% 58%
5	eE	230	26% 48% 52%
5	eF	230	40% 42% 58%
5	eG	230	20% 48% 52%
5	eH	230	32% 42% 58%
5	eI	230	13% 48% 52%
5	eJ	230	23% 42% 58%
5	eK	230	19% 48% 52%
5	eL	230	25% 42% 58%
5	eM	230	14% 48% 52%
5	eN	230	17% 42% 58%
5	eO	230	14% 48% 52%
5	eP	230	14% 42% 58%
5	eQ	230	8% 48% 52%
5	eR	230	11% 42% 58%
5	eS	230	8% 48% 52%

Continued on next page...

Continued from previous page...

Mol	Chain	Length	Quality of chain
5	eT	230	13% 42% 58%
5	eU	230	17% 48% 52%
5	eV	230	14% 42% 58%
5	eW	230	7% 48% 52%
5	eX	230	6% 42% 58%
5	eY	230	6% 48% 52%
5	eZ	230	11% 42% 58%
5	ea	230	8% 48% 52%
5	eb	230	11% 42% 58%
5	ec	230	6% 48% 52%
5	ed	230	7% 42% 58%
5	ee	230	6% 48% 52%
5	ef	230	8% 42% 58%
5	eg	230	9% 48% 52%
5	eh	230	9% 42% 58%
5	ei	230	6% 48% 52%
5	ej	230	6% 42% 58%
5	ek	230	8% 48% 52%
5	el	230	9% 42% 58%
5	em	230	11% 48% 52%
5	en	230	12% 42% 58%
5	eo	230	15% 48% 52%
5	ep	230	13% 42% 58%
5	eq	230	9% 48% 52%
5	er	230	8% 42% 58%

Continued on next page...

Continued from previous page...

Mol	Chain	Length	Quality of chain
5	es	230	5% 48% 52%
5	et	230	8% 42% 58%
5	eu	230	10% 48% 52%
5	ev	230	6% 42% 58%
5	ew	230	6% 48% 52%
5	ex	230	5% 42% 58%
5	ey	230	7% 48% 52%
5	ez	230	7% 42% 58%
5	fA	230	8% 48% 52%
5	fB	230	6% 42% 58%
5	fC	230	5% 48% 52%
5	fD	230	7% 42% 58%
5	fE	230	7% 48% 52%
5	fF	230	5% 42% 58%
5	fG	230	6% 48% 52%
5	fH	230	7% 42% 58%
5	fI	230	9% 48% 52%
5	fJ	230	8% 42% 58%
5	fK	230	• 48% 52%
5	fL	230	5% 42% 58%
5	fM	230	7% 48% 52%
5	fN	230	8% 42% 58%
5	fO	230	7% 48% 52%
5	fP	230	6% 42% 58%
5	fQ	230	8% 48% 52%

Continued on next page...

Continued from previous page...

Mol	Chain	Length	Quality of chain
5	fR	230	10% 42% 58%
5	fS	230	9% 48% 52%
5	fT	230	8% 42% 58%
5	fU	230	7% 48% 52%
5	fV	230	9% 42% 58%
5	fW	230	6% 48% 52%
5	fX	230	7% 42% 58%
5	fY	230	19% 48% 52%
5	fZ	230	28% 42% 58%
5	fa	230	26% 48% 52%
5	fb	230	19% 42% 58%
5	fc	230	15% 48% 52%
5	fd	230	15% 42% 58%
5	fe	230	22% 48% 52%
5	ff	230	19% 42% 58%
5	fg	230	22% 48% 52%
5	fh	230	16% 42% 58%
5	fi	230	15% 48% 52%
5	fj	230	13% 42% 58%
5	fk	230	22% 48% 52%
5	fl	230	20% 42% 58%
5	fm	230	22% 48% 52%
5	fn	230	23% 42% 58%
5	fo	230	15% 48% 52%
5	fp	230	17% 42% 58%

Continued on next page...

Continued from previous page...

Mol	Chain	Length	Quality of chain
5	fq	230	13% 48% 52%
5	fr	230	17% 42% 58%
5	fs	230	18% 48% 52%
5	ft	230	23% 42% 58%
5	fu	230	19% 48% 52%
5	fv	230	17% 42% 58%
5	fw	230	11% 48% 52%
5	fx	230	10% 42% 58%
5	fy	230	17% 48% 52%
5	fz	230	19% 42% 58%
5	gA	230	18% 48% 52%
5	gB	230	16% 42% 58%
5	gC	230	12% 48% 52%
5	gD	230	15% 42% 58%
6	Xx	407	• 82% 18%
6	Xy	407	7% 89% 11%
6	Xz	407	• 85% 15%
6	YA	407	• 82% 18%
6	YB	407	• 86% 14%
6	YC	407	• 82% 18%
6	YD	407	6% 83% 17%
6	YE	407	5% 84% 16%
6	YF	407	5% 82% 18%
6	YG	407	• 86% 14%
6	YH	407	5% 87% 13%

Continued on next page...

Continued from previous page...

Mol	Chain	Length	Quality of chain
6	YI	407	5% 90% 10%

2 Entry composition (i)

There are 6 unique types of molecules in this entry. The entry contains 2050193 atoms, of which 0 are hydrogens and 0 are deuteriums.

In the tables below, the AltConf column contains the number of residues with at least one atom in alternate conformation and the Trace column contains the number of residues modelled with at most 2 atoms.

- Molecule 1 is a protein called Cytosolic protein.

Mol	Chain	Residues	Atoms					AltConf	Trace
			Total	C	N	O	S		
1	AA	309	2488	1604	400	475	9	0	0
1	AB	313	2510	1616	404	481	9	0	0
1	AC	313	2510	1616	404	481	9	0	0
1	AD	309	2488	1604	400	475	9	0	0
1	AE	313	2510	1616	404	481	9	0	0
1	AF	313	2510	1616	404	481	9	0	0
1	AG	309	2488	1604	400	475	9	0	0
1	AH	313	2510	1616	404	481	9	0	0
1	AI	313	2510	1616	404	481	9	0	0
1	AJ	309	2488	1604	400	475	9	0	0
1	AK	313	2510	1616	404	481	9	0	0
1	AL	313	2510	1616	404	481	9	0	0
1	AM	309	2488	1604	400	475	9	0	0
1	AN	313	2510	1616	404	481	9	0	0
1	AO	313	2510	1616	404	481	9	0	0
1	AP	309	2488	1604	400	475	9	0	0
1	AQ	313	2510	1616	404	481	9	0	0

Continued on next page...

Continued from previous page...

Mol	Chain	Residues	Atoms					AltConf	Trace
			Total	C	N	O	S		
1	AR	313	2510	1616	404	481	9	0	0
			Total	C	N	O	S		
1	AS	313	2510	1616	404	481	9	0	0
			Total	C	N	O	S		
1	AT	313	2510	1616	404	481	9	0	0
			Total	C	N	O	S		
1	AU	313	2510	1616	404	481	9	0	0
			Total	C	N	O	S		
1	AV	313	2510	1616	404	481	9	0	0
			Total	C	N	O	S		
1	AW	313	2510	1616	404	481	9	0	0
			Total	C	N	O	S		
1	AX	313	2510	1616	404	481	9	0	0
			Total	C	N	O	S		
1	AY	313	2510	1616	404	481	9	0	0
			Total	C	N	O	S		
1	AZ	313	2510	1616	404	481	9	0	0
			Total	C	N	O	S		
1	Aa	313	2510	1616	404	481	9	0	0
			Total	C	N	O	S		
1	Ab	313	2510	1616	404	481	9	0	0
			Total	C	N	O	S		
1	Ac	300	2405	1549	390	457	9	0	0
			Total	C	N	O	S		
1	Ad	309	2488	1604	400	475	9	0	0
			Total	C	N	O	S		
1	Ae	313	2510	1616	404	481	9	0	0
			Total	C	N	O	S		
1	Af	313	2510	1616	404	481	9	0	0
			Total	C	N	O	S		
1	Ag	309	2488	1604	400	475	9	0	0
			Total	C	N	O	S		
1	Ah	313	2510	1616	404	481	9	0	0
			Total	C	N	O	S		
1	Ai	313	2510	1616	404	481	9	0	0
			Total	C	N	O	S		
1	Aj	309	2488	1604	400	475	9	0	0
			Total	C	N	O	S		
1	Ak	313	2510	1616	404	481	9	0	0
			Total	C	N	O	S		
1	Al	313	2510	1616	404	481	9	0	0

Continued on next page...

Continued from previous page...

Mol	Chain	Residues	Atoms					AltConf	Trace
			Total	C	N	O	S		
1	Am	311	2505	1614	402	479	10	0	0
			Total	C	N	O	S		
1	An	313	2510	1616	404	481	9	0	0
			Total	C	N	O	S		
1	Ao	313	2510	1616	404	481	9	0	0
			Total	C	N	O	S		
1	Ap	309	2488	1604	400	475	9	0	0
			Total	C	N	O	S		
1	Aq	313	2510	1616	404	481	9	0	0
			Total	C	N	O	S		
1	Ar	311	2505	1614	402	479	10	0	0
			Total	C	N	O	S		
1	As	313	2510	1616	404	481	9	0	0
			Total	C	N	O	S		
1	At	297	2383	1532	385	457	9	0	0
			Total	C	N	O	S		
1	Au	313	2510	1616	404	481	9	0	0
			Total	C	N	O	S		
1	Av	313	2510	1616	404	481	9	0	0
			Total	C	N	O	S		
1	Aw	313	2510	1616	404	481	9	0	0
			Total	C	N	O	S		
1	Ax	297	2383	1532	385	457	9	0	0
			Total	C	N	O	S		
1	Ay	313	2510	1616	404	481	9	0	0
			Total	C	N	O	S		
1	Az	313	2510	1616	404	481	9	0	0
			Total	C	N	O	S		
1	BA	313	2510	1616	404	481	9	0	0
			Total	C	N	O	S		
1	BB	313	2510	1616	404	481	9	0	0
			Total	C	N	O	S		
1	BC	313	2510	1616	404	481	9	0	0
			Total	C	N	O	S		
1	BD	313	2510	1616	404	481	9	0	0
			Total	C	N	O	S		
1	BE	313	2510	1616	404	481	9	0	0
			Total	C	N	O	S		
1	BF	313	2510	1616	404	481	9	0	0
			Total	C	N	O	S		
1	BG	313	2510	1616	404	481	9	0	0

Continued on next page...

Continued from previous page...

Mol	Chain	Residues	Atoms					AltConf	Trace
			Total	C	N	O	S		
1	BH	313	2510	1616	404	481	9	0	0
			Total	C	N	O	S		
1	BI	313	2510	1616	404	481	9	0	0
			Total	C	N	O	S		
1	BJ	313	2510	1616	404	481	9	0	0
			Total	C	N	O	S		
1	BK	313	2510	1616	404	481	9	0	0
			Total	C	N	O	S		
1	BL	313	2510	1616	404	481	9	0	0
			Total	C	N	O	S		
1	BM	313	2510	1616	404	481	9	0	0
			Total	C	N	O	S		
1	BN	313	2510	1616	404	481	9	0	0
			Total	C	N	O	S		
1	BO	313	2510	1616	404	481	9	0	0
			Total	C	N	O	S		
1	BP	313	2510	1616	404	481	9	0	0
			Total	C	N	O	S		
1	BQ	313	2510	1616	404	481	9	0	0
			Total	C	N	O	S		
1	BR	313	2510	1616	404	481	9	0	0
			Total	C	N	O	S		
1	BS	313	2510	1616	404	481	9	0	0
			Total	C	N	O	S		
1	BT	313	2510	1616	404	481	9	0	0
			Total	C	N	O	S		
1	BU	313	2510	1616	404	481	9	0	0
			Total	C	N	O	S		
1	BV	313	2510	1616	404	481	9	0	0
			Total	C	N	O	S		
1	BW	313	2510	1616	404	481	9	0	0
			Total	C	N	O	S		
1	BX	313	2510	1616	404	481	9	0	0
			Total	C	N	O	S		
1	BY	313	2510	1616	404	481	9	0	0
			Total	C	N	O	S		
1	BZ	313	2510	1616	404	481	9	0	0
			Total	C	N	O	S		
1	Ba	313	2510	1616	404	481	9	0	0
			Total	C	N	O	S		
1	Bb	313	2510	1616	404	481	9	0	0

Continued on next page...

Continued from previous page...

Mol	Chain	Residues	Atoms					AltConf	Trace
			Total	C	N	O	S		
1	Bc	313	2510	1616	404	481	9	0	0
			Total	C	N	O	S		
1	Bd	313	2510	1616	404	481	9	0	0
			Total	C	N	O	S		
1	Be	313	2510	1616	404	481	9	0	0
			Total	C	N	O	S		
1	Ep	309	2488	1604	400	475	9	0	0
			Total	C	N	O	S		
1	Eq	313	2510	1616	404	481	9	0	0
			Total	C	N	O	S		
1	Er	313	2510	1616	404	481	9	0	0
			Total	C	N	O	S		
1	Es	309	2488	1604	400	475	9	0	0
			Total	C	N	O	S		
1	Et	313	2510	1616	404	481	9	0	0
			Total	C	N	O	S		
1	Eu	313	2510	1616	404	481	9	0	0
			Total	C	N	O	S		
1	Ev	309	2488	1604	400	475	9	0	0
			Total	C	N	O	S		
1	Ew	313	2510	1616	404	481	9	0	0
			Total	C	N	O	S		
1	Ex	313	2510	1616	404	481	9	0	0
			Total	C	N	O	S		
1	Ey	309	2488	1604	400	475	9	0	0
			Total	C	N	O	S		
1	Ez	313	2510	1616	404	481	9	0	0
			Total	C	N	O	S		
1	FA	313	2510	1616	404	481	9	0	0
			Total	C	N	O	S		
1	FB	309	2488	1604	400	475	9	0	0
			Total	C	N	O	S		
1	FC	313	2510	1616	404	481	9	0	0
			Total	C	N	O	S		
1	FD	313	2510	1616	404	481	9	0	0
			Total	C	N	O	S		
1	FE	309	2488	1604	400	475	9	0	0
			Total	C	N	O	S		
1	FF	313	2510	1616	404	481	9	0	0
			Total	C	N	O	S		
1	FG	313	2510	1616	404	481	9	0	0

Continued on next page...

Continued from previous page...

Mol	Chain	Residues	Atoms					AltConf	Trace
			Total	C	N	O	S		
1	FH	313	2510	1616	404	481	9	0	0
			Total	C	N	O	S		
1	FI	313	2510	1616	404	481	9	0	0
			Total	C	N	O	S		
1	FJ	313	2510	1616	404	481	9	0	0
			Total	C	N	O	S		
1	FK	313	2510	1616	404	481	9	0	0
			Total	C	N	O	S		
1	FL	313	2510	1616	404	481	9	0	0
			Total	C	N	O	S		
1	FM	313	2510	1616	404	481	9	0	0
			Total	C	N	O	S		
1	FN	313	2510	1616	404	481	9	0	0
			Total	C	N	O	S		
1	FO	313	2510	1616	404	481	9	0	0
			Total	C	N	O	S		
1	FP	313	2510	1616	404	481	9	0	0
			Total	C	N	O	S		
1	FQ	313	2510	1616	404	481	9	0	0
			Total	C	N	O	S		
1	FR	300	2405	1549	390	457	9	0	0
			Total	C	N	O	S		
1	FS	309	2488	1604	400	475	9	0	0
			Total	C	N	O	S		
1	FT	313	2510	1616	404	481	9	0	0
			Total	C	N	O	S		
1	FU	313	2510	1616	404	481	9	0	0
			Total	C	N	O	S		
1	FV	309	2488	1604	400	475	9	0	0
			Total	C	N	O	S		
1	FW	313	2510	1616	404	481	9	0	0
			Total	C	N	O	S		
1	FX	313	2510	1616	404	481	9	0	0
			Total	C	N	O	S		
1	FY	309	2488	1604	400	475	9	0	0
			Total	C	N	O	S		
1	FZ	313	2510	1616	404	481	9	0	0
			Total	C	N	O	S		
1	Fa	313	2510	1616	404	481	9	0	0
			Total	C	N	O	S		
1	Fb	311	2505	1614	402	479	10	0	0

Continued on next page...

Continued from previous page...

Mol	Chain	Residues	Atoms					AltConf	Trace
			Total	C	N	O	S		
1	Fc	313	2510	1616	404	481	9	0	0
			Total	C	N	O	S		
1	Fd	313	2510	1616	404	481	9	0	0
			Total	C	N	O	S		
1	Fe	309	2488	1604	400	475	9	0	0
			Total	C	N	O	S		
1	Ff	313	2510	1616	404	481	9	0	0
			Total	C	N	O	S		
1	Fg	311	2505	1614	402	479	10	0	0
			Total	C	N	O	S		
1	Fh	313	2510	1616	404	481	9	0	0
			Total	C	N	O	S		
1	Fi	297	2383	1532	385	457	9	0	0
			Total	C	N	O	S		
1	Fj	313	2510	1616	404	481	9	0	0
			Total	C	N	O	S		
1	Fk	313	2510	1616	404	481	9	0	0
			Total	C	N	O	S		
1	Fl	313	2510	1616	404	481	9	0	0
			Total	C	N	O	S		
1	Fm	297	2383	1532	385	457	9	0	0
			Total	C	N	O	S		
1	Fn	313	2510	1616	404	481	9	0	0
			Total	C	N	O	S		
1	Fo	313	2510	1616	404	481	9	0	0
			Total	C	N	O	S		
1	Fp	313	2510	1616	404	481	9	0	0
			Total	C	N	O	S		
1	Fq	313	2510	1616	404	481	9	0	0
			Total	C	N	O	S		
1	Fr	313	2510	1616	404	481	9	0	0
			Total	C	N	O	S		
1	Fs	313	2510	1616	404	481	9	0	0
			Total	C	N	O	S		
1	Ft	313	2510	1616	404	481	9	0	0
			Total	C	N	O	S		
1	Fu	313	2510	1616	404	481	9	0	0
			Total	C	N	O	S		
1	Fv	313	2510	1616	404	481	9	0	0
			Total	C	N	O	S		
1	Fw	313	2510	1616	404	481	9	0	0

Continued on next page...

Continued from previous page...

Mol	Chain	Residues	Atoms					AltConf	Trace
			Total	C	N	O	S		
1	Fx	313	2510	1616	404	481	9	0	0
			Total	C	N	O	S		
1	Fy	313	2510	1616	404	481	9	0	0
			Total	C	N	O	S		
1	Fz	313	2510	1616	404	481	9	0	0
			Total	C	N	O	S		
1	GA	313	2510	1616	404	481	9	0	0
			Total	C	N	O	S		
1	GB	313	2510	1616	404	481	9	0	0
			Total	C	N	O	S		
1	GC	313	2510	1616	404	481	9	0	0
			Total	C	N	O	S		
1	GD	313	2510	1616	404	481	9	0	0
			Total	C	N	O	S		
1	GE	313	2510	1616	404	481	9	0	0
			Total	C	N	O	S		
1	GF	313	2510	1616	404	481	9	0	0
			Total	C	N	O	S		
1	GG	313	2510	1616	404	481	9	0	0
			Total	C	N	O	S		
1	GH	313	2510	1616	404	481	9	0	0
			Total	C	N	O	S		
1	GI	313	2510	1616	404	481	9	0	0
			Total	C	N	O	S		
1	GJ	313	2510	1616	404	481	9	0	0
			Total	C	N	O	S		
1	GK	313	2510	1616	404	481	9	0	0
			Total	C	N	O	S		
1	GL	313	2510	1616	404	481	9	0	0
			Total	C	N	O	S		
1	GM	313	2510	1616	404	481	9	0	0
			Total	C	N	O	S		
1	GN	313	2510	1616	404	481	9	0	0
			Total	C	N	O	S		
1	GO	313	2510	1616	404	481	9	0	0
			Total	C	N	O	S		
1	GP	313	2510	1616	404	481	9	0	0
			Total	C	N	O	S		
1	GQ	313	2510	1616	404	481	9	0	0
			Total	C	N	O	S		
1	GR	313	2510	1616	404	481	9	0	0

Continued on next page...

Continued from previous page...

Mol	Chain	Residues	Atoms					AltConf	Trace
			Total	C	N	O	S		
1	GS	313	2510	1616	404	481	9	0	0
			Total	C	N	O	S		
1	GT	313	2510	1616	404	481	9	0	0
			Total	C	N	O	S		
1	Je	309	2488	1604	400	475	9	0	0
			Total	C	N	O	S		
1	Jf	313	2510	1616	404	481	9	0	0
			Total	C	N	O	S		
1	Jg	313	2510	1616	404	481	9	0	0
			Total	C	N	O	S		
1	Jh	309	2488	1604	400	475	9	0	0
			Total	C	N	O	S		
1	Ji	313	2510	1616	404	481	9	0	0
			Total	C	N	O	S		
1	Jj	313	2510	1616	404	481	9	0	0
			Total	C	N	O	S		
1	Jk	309	2488	1604	400	475	9	0	0
			Total	C	N	O	S		
1	Jl	313	2510	1616	404	481	9	0	0
			Total	C	N	O	S		
1	Jm	313	2510	1616	404	481	9	0	0
			Total	C	N	O	S		
1	Jn	309	2488	1604	400	475	9	0	0
			Total	C	N	O	S		
1	Jo	313	2510	1616	404	481	9	0	0
			Total	C	N	O	S		
1	Jp	313	2510	1616	404	481	9	0	0
			Total	C	N	O	S		
1	Jq	309	2488	1604	400	475	9	0	0
			Total	C	N	O	S		
1	Jr	313	2510	1616	404	481	9	0	0
			Total	C	N	O	S		
1	Js	313	2510	1616	404	481	9	0	0
			Total	C	N	O	S		
1	Jt	309	2488	1604	400	475	9	0	0
			Total	C	N	O	S		
1	Ju	313	2510	1616	404	481	9	0	0
			Total	C	N	O	S		
1	Jv	313	2510	1616	404	481	9	0	0
			Total	C	N	O	S		
1	Jw	313	2510	1616	404	481	9	0	0

Continued on next page...

Continued from previous page...

Mol	Chain	Residues	Atoms					AltConf	Trace
			Total	C	N	O	S		
1	Jx	313	2510	1616	404	481	9	0	0
			Total	C	N	O	S		
1	Jy	313	2510	1616	404	481	9	0	0
			Total	C	N	O	S		
1	Jz	313	2510	1616	404	481	9	0	0
			Total	C	N	O	S		
1	KA	313	2510	1616	404	481	9	0	0
			Total	C	N	O	S		
1	KB	313	2510	1616	404	481	9	0	0
			Total	C	N	O	S		
1	KC	313	2510	1616	404	481	9	0	0
			Total	C	N	O	S		
1	KD	313	2510	1616	404	481	9	0	0
			Total	C	N	O	S		
1	KE	313	2510	1616	404	481	9	0	0
			Total	C	N	O	S		
1	KF	313	2510	1616	404	481	9	0	0
			Total	C	N	O	S		
1	KG	300	2405	1549	390	457	9	0	0
			Total	C	N	O	S		
1	KH	309	2488	1604	400	475	9	0	0
			Total	C	N	O	S		
1	KI	313	2510	1616	404	481	9	0	0
			Total	C	N	O	S		
1	KJ	313	2510	1616	404	481	9	0	0
			Total	C	N	O	S		
1	KK	309	2488	1604	400	475	9	0	0
			Total	C	N	O	S		
1	KL	313	2510	1616	404	481	9	0	0
			Total	C	N	O	S		
1	KM	313	2510	1616	404	481	9	0	0
			Total	C	N	O	S		
1	KN	309	2488	1604	400	475	9	0	0
			Total	C	N	O	S		
1	KO	313	2510	1616	404	481	9	0	0
			Total	C	N	O	S		
1	KP	313	2510	1616	404	481	9	0	0
			Total	C	N	O	S		
1	KQ	311	2505	1614	402	479	10	0	0
			Total	C	N	O	S		
1	KR	313	2510	1616	404	481	9	0	0

Continued on next page...

Continued from previous page...

Mol	Chain	Residues	Atoms					AltConf	Trace
			Total	C	N	O	S		
1	KS	313	2510	1616	404	481	9	0	0
			Total	C	N	O	S		
1	KT	309	2488	1604	400	475	9	0	0
			Total	C	N	O	S		
1	KU	313	2510	1616	404	481	9	0	0
			Total	C	N	O	S		
1	KV	311	2505	1614	402	479	10	0	0
			Total	C	N	O	S		
1	KW	313	2510	1616	404	481	9	0	0
			Total	C	N	O	S		
1	KX	297	2383	1532	385	457	9	0	0
			Total	C	N	O	S		
1	KY	313	2510	1616	404	481	9	0	0
			Total	C	N	O	S		
1	KZ	313	2510	1616	404	481	9	0	0
			Total	C	N	O	S		
1	Ka	313	2510	1616	404	481	9	0	0
			Total	C	N	O	S		
1	Kb	297	2383	1532	385	457	9	0	0
			Total	C	N	O	S		
1	Kc	313	2510	1616	404	481	9	0	0
			Total	C	N	O	S		
1	Kd	313	2510	1616	404	481	9	0	0
			Total	C	N	O	S		
1	Ke	313	2510	1616	404	481	9	0	0
			Total	C	N	O	S		
1	Kf	313	2510	1616	404	481	9	0	0
			Total	C	N	O	S		
1	Kg	313	2510	1616	404	481	9	0	0
			Total	C	N	O	S		
1	Kh	313	2510	1616	404	481	9	0	0
			Total	C	N	O	S		
1	Ki	313	2510	1616	404	481	9	0	0
			Total	C	N	O	S		
1	Kj	313	2510	1616	404	481	9	0	0
			Total	C	N	O	S		
1	Kk	313	2510	1616	404	481	9	0	0
			Total	C	N	O	S		
1	Kl	313	2510	1616	404	481	9	0	0
			Total	C	N	O	S		
1	Km	313	2510	1616	404	481	9	0	0

Continued on next page...

Continued from previous page...

Mol	Chain	Residues	Atoms					AltConf	Trace
			Total	C	N	O	S		
1	Kn	313	2510	1616	404	481	9	0	0
			Total	C	N	O	S		
1	Ko	313	2510	1616	404	481	9	0	0
			Total	C	N	O	S		
1	Kp	313	2510	1616	404	481	9	0	0
			Total	C	N	O	S		
1	Kq	313	2510	1616	404	481	9	0	0
			Total	C	N	O	S		
1	Kr	313	2510	1616	404	481	9	0	0
			Total	C	N	O	S		
1	Ks	313	2510	1616	404	481	9	0	0
			Total	C	N	O	S		
1	Kt	313	2510	1616	404	481	9	0	0
			Total	C	N	O	S		
1	Ku	313	2510	1616	404	481	9	0	0
			Total	C	N	O	S		
1	Kv	313	2510	1616	404	481	9	0	0
			Total	C	N	O	S		
1	Kw	313	2510	1616	404	481	9	0	0
			Total	C	N	O	S		
1	Kx	313	2510	1616	404	481	9	0	0
			Total	C	N	O	S		
1	Ky	313	2510	1616	404	481	9	0	0
			Total	C	N	O	S		
1	Kz	313	2510	1616	404	481	9	0	0
			Total	C	N	O	S		
1	LA	313	2510	1616	404	481	9	0	0
			Total	C	N	O	S		
1	LB	313	2510	1616	404	481	9	0	0
			Total	C	N	O	S		
1	LC	313	2510	1616	404	481	9	0	0
			Total	C	N	O	S		
1	LD	313	2510	1616	404	481	9	0	0
			Total	C	N	O	S		
1	LE	313	2510	1616	404	481	9	0	0
			Total	C	N	O	S		
1	LF	313	2510	1616	404	481	9	0	0
			Total	C	N	O	S		
1	LG	313	2510	1616	404	481	9	0	0
			Total	C	N	O	S		
1	LH	313	2510	1616	404	481	9	0	0

Continued on next page...

Continued from previous page...

Mol	Chain	Residues	Atoms					AltConf	Trace
			Total	C	N	O	S		
1	LI	313	2510	1616	404	481	9	0	0
			Total	C	N	O	S		
1	OT	309	2488	1604	400	475	9	0	0
			Total	C	N	O	S		
1	OU	313	2510	1616	404	481	9	0	0
			Total	C	N	O	S		
1	OV	313	2510	1616	404	481	9	0	0
			Total	C	N	O	S		
1	OW	309	2488	1604	400	475	9	0	0
			Total	C	N	O	S		
1	OX	313	2510	1616	404	481	9	0	0
			Total	C	N	O	S		
1	OY	313	2510	1616	404	481	9	0	0
			Total	C	N	O	S		
1	OZ	309	2488	1604	400	475	9	0	0
			Total	C	N	O	S		
1	Oa	313	2510	1616	404	481	9	0	0
			Total	C	N	O	S		
1	Ob	313	2510	1616	404	481	9	0	0
			Total	C	N	O	S		
1	Oc	309	2488	1604	400	475	9	0	0
			Total	C	N	O	S		
1	Od	313	2510	1616	404	481	9	0	0
			Total	C	N	O	S		
1	Oe	313	2510	1616	404	481	9	0	0
			Total	C	N	O	S		
1	Of	309	2488	1604	400	475	9	0	0
			Total	C	N	O	S		
1	Og	313	2510	1616	404	481	9	0	0
			Total	C	N	O	S		
1	Oh	313	2510	1616	404	481	9	0	0
			Total	C	N	O	S		
1	Oi	309	2488	1604	400	475	9	0	0
			Total	C	N	O	S		
1	Oj	313	2510	1616	404	481	9	0	0
			Total	C	N	O	S		
1	Ok	313	2510	1616	404	481	9	0	0
			Total	C	N	O	S		
1	Ol	313	2510	1616	404	481	9	0	0
			Total	C	N	O	S		
1	Om	313	2510	1616	404	481	9	0	0

Continued on next page...

Continued from previous page...

Mol	Chain	Residues	Atoms					AltConf	Trace
			Total	C	N	O	S		
1	On	313	2510	1616	404	481	9	0	0
			Total	C	N	O	S		
1	Oo	313	2510	1616	404	481	9	0	0
			Total	C	N	O	S		
1	Op	313	2510	1616	404	481	9	0	0
			Total	C	N	O	S		
1	Oq	313	2510	1616	404	481	9	0	0
			Total	C	N	O	S		
1	Or	313	2510	1616	404	481	9	0	0
			Total	C	N	O	S		
1	Os	313	2510	1616	404	481	9	0	0
			Total	C	N	O	S		
1	Ot	313	2510	1616	404	481	9	0	0
			Total	C	N	O	S		
1	Ou	313	2510	1616	404	481	9	0	0
			Total	C	N	O	S		
1	Ov	300	2405	1549	390	457	9	0	0
			Total	C	N	O	S		
1	Ow	309	2488	1604	400	475	9	0	0
			Total	C	N	O	S		
1	Ox	313	2510	1616	404	481	9	0	0
			Total	C	N	O	S		
1	Oy	313	2510	1616	404	481	9	0	0
			Total	C	N	O	S		
1	Oz	309	2488	1604	400	475	9	0	0
			Total	C	N	O	S		
1	PA	313	2510	1616	404	481	9	0	0
			Total	C	N	O	S		
1	PB	313	2510	1616	404	481	9	0	0
			Total	C	N	O	S		
1	PC	309	2488	1604	400	475	9	0	0
			Total	C	N	O	S		
1	PD	313	2510	1616	404	481	9	0	0
			Total	C	N	O	S		
1	PE	313	2510	1616	404	481	9	0	0
			Total	C	N	O	S		
1	PF	311	2505	1614	402	479	10	0	0
			Total	C	N	O	S		
1	PG	313	2510	1616	404	481	9	0	0
			Total	C	N	O	S		
1	PH	313	2510	1616	404	481	9	0	0

Continued on next page...

Continued from previous page...

Mol	Chain	Residues	Atoms					AltConf	Trace
			Total	C	N	O	S		
1	PI	309	2488	1604	400	475	9	0	0
			Total	C	N	O	S		
1	PJ	313	2510	1616	404	481	9	0	0
			Total	C	N	O	S		
1	PK	311	2505	1614	402	479	10	0	0
			Total	C	N	O	S		
1	PL	313	2510	1616	404	481	9	0	0
			Total	C	N	O	S		
1	PM	297	2383	1532	385	457	9	0	0
			Total	C	N	O	S		
1	PN	313	2510	1616	404	481	9	0	0
			Total	C	N	O	S		
1	PO	313	2510	1616	404	481	9	0	0
			Total	C	N	O	S		
1	PP	313	2510	1616	404	481	9	0	0
			Total	C	N	O	S		
1	PQ	297	2383	1532	385	457	9	0	0
			Total	C	N	O	S		
1	PR	313	2510	1616	404	481	9	0	0
			Total	C	N	O	S		
1	PS	313	2510	1616	404	481	9	0	0
			Total	C	N	O	S		
1	PT	313	2510	1616	404	481	9	0	0
			Total	C	N	O	S		
1	PU	313	2510	1616	404	481	9	0	0
			Total	C	N	O	S		
1	PV	313	2510	1616	404	481	9	0	0
			Total	C	N	O	S		
1	PW	313	2510	1616	404	481	9	0	0
			Total	C	N	O	S		
1	PX	313	2510	1616	404	481	9	0	0
			Total	C	N	O	S		
1	PY	313	2510	1616	404	481	9	0	0
			Total	C	N	O	S		
1	PZ	313	2510	1616	404	481	9	0	0
			Total	C	N	O	S		
1	Pa	313	2510	1616	404	481	9	0	0
			Total	C	N	O	S		
1	Pb	313	2510	1616	404	481	9	0	0
			Total	C	N	O	S		
1	Pc	313	2510	1616	404	481	9	0	0

Continued on next page...

Continued from previous page...

Mol	Chain	Residues	Atoms					AltConf	Trace
			Total	C	N	O	S		
1	Pd	313	2510	1616	404	481	9	0	0
			Total	C	N	O	S		
1	Pe	313	2510	1616	404	481	9	0	0
			Total	C	N	O	S		
1	Pf	313	2510	1616	404	481	9	0	0
			Total	C	N	O	S		
1	Pg	313	2510	1616	404	481	9	0	0
			Total	C	N	O	S		
1	Ph	313	2510	1616	404	481	9	0	0
			Total	C	N	O	S		
1	Pi	313	2510	1616	404	481	9	0	0
			Total	C	N	O	S		
1	Pj	313	2510	1616	404	481	9	0	0
			Total	C	N	O	S		
1	Pk	313	2510	1616	404	481	9	0	0
			Total	C	N	O	S		
1	Pl	313	2510	1616	404	481	9	0	0
			Total	C	N	O	S		
1	Pm	313	2510	1616	404	481	9	0	0
			Total	C	N	O	S		
1	Pn	313	2510	1616	404	481	9	0	0
			Total	C	N	O	S		
1	Po	313	2510	1616	404	481	9	0	0
			Total	C	N	O	S		
1	Pp	313	2510	1616	404	481	9	0	0
			Total	C	N	O	S		
1	Pq	313	2510	1616	404	481	9	0	0
			Total	C	N	O	S		
1	Pr	313	2510	1616	404	481	9	0	0
			Total	C	N	O	S		
1	Ps	313	2510	1616	404	481	9	0	0
			Total	C	N	O	S		
1	Pt	313	2510	1616	404	481	9	0	0
			Total	C	N	O	S		
1	Pu	313	2510	1616	404	481	9	0	0
			Total	C	N	O	S		
1	Pv	313	2510	1616	404	481	9	0	0
			Total	C	N	O	S		
1	Pw	313	2510	1616	404	481	9	0	0
			Total	C	N	O	S		
1	Px	313	2510	1616	404	481	9	0	0

Continued on next page...

Continued from previous page...

Mol	Chain	Residues	Atoms					AltConf	Trace
			Total	C	N	O	S		
1	TI	309	2488	1604	400	475	9	0	0
			Total	C	N	O	S		
1	TJ	313	2510	1616	404	481	9	0	0
			Total	C	N	O	S		
1	TK	313	2510	1616	404	481	9	0	0
			Total	C	N	O	S		
1	TL	309	2488	1604	400	475	9	0	0
			Total	C	N	O	S		
1	TM	313	2510	1616	404	481	9	0	0
			Total	C	N	O	S		
1	TN	313	2510	1616	404	481	9	0	0
			Total	C	N	O	S		
1	TO	309	2488	1604	400	475	9	0	0
			Total	C	N	O	S		
1	TP	313	2510	1616	404	481	9	0	0
			Total	C	N	O	S		
1	TQ	313	2510	1616	404	481	9	0	0
			Total	C	N	O	S		
1	TR	309	2488	1604	400	475	9	0	0
			Total	C	N	O	S		
1	TS	313	2510	1616	404	481	9	0	0
			Total	C	N	O	S		
1	TT	313	2510	1616	404	481	9	0	0
			Total	C	N	O	S		
1	TU	309	2488	1604	400	475	9	0	0
			Total	C	N	O	S		
1	TV	313	2510	1616	404	481	9	0	0
			Total	C	N	O	S		
1	TW	313	2510	1616	404	481	9	0	0
			Total	C	N	O	S		
1	TX	309	2488	1604	400	475	9	0	0
			Total	C	N	O	S		
1	TY	313	2510	1616	404	481	9	0	0
			Total	C	N	O	S		
1	TZ	313	2510	1616	404	481	9	0	0
			Total	C	N	O	S		
1	Ta	313	2510	1616	404	481	9	0	0
			Total	C	N	O	S		
1	Tb	313	2510	1616	404	481	9	0	0
			Total	C	N	O	S		
1	Tc	313	2510	1616	404	481	9	0	0

Continued on next page...

Continued from previous page...

Mol	Chain	Residues	Atoms					AltConf	Trace
			Total	C	N	O	S		
1	Td	313	2510	1616	404	481	9	0	0
			Total	C	N	O	S		
1	Te	313	2510	1616	404	481	9	0	0
			Total	C	N	O	S		
1	Tf	313	2510	1616	404	481	9	0	0
			Total	C	N	O	S		
1	Tg	313	2510	1616	404	481	9	0	0
			Total	C	N	O	S		
1	Th	313	2510	1616	404	481	9	0	0
			Total	C	N	O	S		
1	Ti	313	2510	1616	404	481	9	0	0
			Total	C	N	O	S		
1	Tj	313	2510	1616	404	481	9	0	0
			Total	C	N	O	S		
1	Tk	300	2405	1549	390	457	9	0	0
			Total	C	N	O	S		
1	Tl	309	2488	1604	400	475	9	0	0
			Total	C	N	O	S		
1	Tm	313	2510	1616	404	481	9	0	0
			Total	C	N	O	S		
1	Tn	313	2510	1616	404	481	9	0	0
			Total	C	N	O	S		
1	To	309	2488	1604	400	475	9	0	0
			Total	C	N	O	S		
1	Tp	313	2510	1616	404	481	9	0	0
			Total	C	N	O	S		
1	Tq	313	2510	1616	404	481	9	0	0
			Total	C	N	O	S		
1	Tr	309	2488	1604	400	475	9	0	0
			Total	C	N	O	S		
1	Ts	313	2510	1616	404	481	9	0	0
			Total	C	N	O	S		
1	Tt	313	2510	1616	404	481	9	0	0
			Total	C	N	O	S		
1	Tu	311	2505	1614	402	479	10	0	0
			Total	C	N	O	S		
1	Tv	313	2510	1616	404	481	9	0	0
			Total	C	N	O	S		
1	Tw	313	2510	1616	404	481	9	0	0
			Total	C	N	O	S		
1	Tx	309	2488	1604	400	475	9	0	0

Continued on next page...

Continued from previous page...

Mol	Chain	Residues	Atoms					AltConf	Trace
			Total	C	N	O	S		
1	Ty	313	2510	1616	404	481	9	0	0
			Total	C	N	O	S		
1	Tz	311	2505	1614	402	479	10	0	0
			Total	C	N	O	S		
1	UA	313	2510	1616	404	481	9	0	0
			Total	C	N	O	S		
1	UB	297	2383	1532	385	457	9	0	0
			Total	C	N	O	S		
1	UC	313	2510	1616	404	481	9	0	0
			Total	C	N	O	S		
1	UD	313	2510	1616	404	481	9	0	0
			Total	C	N	O	S		
1	UE	313	2510	1616	404	481	9	0	0
			Total	C	N	O	S		
1	UF	297	2383	1532	385	457	9	0	0
			Total	C	N	O	S		
1	UG	313	2510	1616	404	481	9	0	0
			Total	C	N	O	S		
1	UH	313	2510	1616	404	481	9	0	0
			Total	C	N	O	S		
1	UI	313	2510	1616	404	481	9	0	0
			Total	C	N	O	S		
1	UJ	313	2510	1616	404	481	9	0	0
			Total	C	N	O	S		
1	UK	313	2510	1616	404	481	9	0	0
			Total	C	N	O	S		
1	UL	313	2510	1616	404	481	9	0	0
			Total	C	N	O	S		
1	UM	313	2510	1616	404	481	9	0	0
			Total	C	N	O	S		
1	UN	313	2510	1616	404	481	9	0	0
			Total	C	N	O	S		
1	UO	313	2510	1616	404	481	9	0	0
			Total	C	N	O	S		
1	UP	313	2510	1616	404	481	9	0	0
			Total	C	N	O	S		
1	UQ	313	2510	1616	404	481	9	0	0
			Total	C	N	O	S		
1	UR	313	2510	1616	404	481	9	0	0
			Total	C	N	O	S		
1	US	313	2510	1616	404	481	9	0	0

Continued on next page...

Continued from previous page...

Mol	Chain	Residues	Atoms					AltConf	Trace
			Total	C	N	O	S		
1	UT	313	2510	1616	404	481	9	0	0
			Total	C	N	O	S		
1	UU	313	2510	1616	404	481	9	0	0
			Total	C	N	O	S		
1	UV	313	2510	1616	404	481	9	0	0
			Total	C	N	O	S		
1	UW	313	2510	1616	404	481	9	0	0
			Total	C	N	O	S		
1	UX	313	2510	1616	404	481	9	0	0
			Total	C	N	O	S		
1	UY	313	2510	1616	404	481	9	0	0
			Total	C	N	O	S		
1	UZ	313	2510	1616	404	481	9	0	0
			Total	C	N	O	S		
1	Ua	313	2510	1616	404	481	9	0	0
			Total	C	N	O	S		
1	Ub	313	2510	1616	404	481	9	0	0
			Total	C	N	O	S		
1	Uc	313	2510	1616	404	481	9	0	0
			Total	C	N	O	S		
1	Ud	313	2510	1616	404	481	9	0	0
			Total	C	N	O	S		
1	Ue	313	2510	1616	404	481	9	0	0
			Total	C	N	O	S		
1	Uf	313	2510	1616	404	481	9	0	0
			Total	C	N	O	S		
1	Ug	313	2510	1616	404	481	9	0	0
			Total	C	N	O	S		
1	Uh	313	2510	1616	404	481	9	0	0
			Total	C	N	O	S		
1	Ui	313	2510	1616	404	481	9	0	0
			Total	C	N	O	S		
1	Uj	313	2510	1616	404	481	9	0	0
			Total	C	N	O	S		
1	Uk	313	2510	1616	404	481	9	0	0
			Total	C	N	O	S		
1	Ul	313	2510	1616	404	481	9	0	0
			Total	C	N	O	S		
1	Um	313	2510	1616	404	481	9	0	0

- Molecule 2 is a protein called Decoration protein P03.

Mol	Chain	Residues	Atoms					AltConf	Trace
			Total	C	N	O	S		
2	Bf	155	1178	742	197	235	4	0	0
2	Bg	152	1160	730	194	232	4	0	0
2	Bh	154	1173	739	196	234	4	0	0
2	Bi	153	1165	733	195	233	4	0	0
2	Bj	154	1173	739	196	234	4	0	0
2	Bk	153	1165	733	195	233	4	0	0
2	Bl	154	1173	739	196	234	4	0	0
2	Bm	154	1170	736	196	234	4	0	0
2	Bn	154	1173	739	196	234	4	0	0
2	Bo	153	1165	733	195	233	4	0	0
2	Bp	153	1165	733	195	233	4	0	0
2	Bq	152	1160	730	194	232	4	0	0
2	Br	154	1173	739	196	234	4	0	0
2	Bs	168	1288	813	215	256	4	0	0
2	Bt	154	1173	739	196	234	4	0	0
2	Bu	153	1161	730	194	233	4	0	0
2	Bv	153	1165	733	195	233	4	0	0
2	Bw	153	1161	730	194	233	4	0	0
2	Bx	158	1198	750	202	242	4	0	0
2	By	151	1148	721	192	231	4	0	0
2	Bz	154	1173	739	196	234	4	0	0
2	CA	120	917	584	151	180	2	0	0

Continued on next page...

Continued from previous page...

Mol	Chain	Residues	Atoms					AltConf	Trace
			Total	C	N	O	S		
2	CB	158	1198	750	202	242	4	0	0
			Total	C	N	O	S		
2	CC	153	1164	733	194	233	4	0	0
			Total	C	N	O	S		
2	CD	160	1211	759	204	244	4	0	0
			Total	C	N	O	S		
2	CE	158	1194	747	201	242	4	0	0
			Total	C	N	O	S		
2	CF	154	1173	739	196	234	4	0	0
			Total	C	N	O	S		
2	CG	175	1337	840	225	268	4	0	0
			Total	C	N	O	S		
2	CH	153	1165	733	195	233	4	0	0
			Total	C	N	O	S		
2	CI	157	1189	744	200	241	4	0	0
			Total	C	N	O	S		
2	CJ	166	1275	804	213	254	4	0	0
			Total	C	N	O	S		
2	CK	168	1288	813	215	256	4	0	0
			Total	C	N	O	S		
2	CL	152	1160	730	194	232	4	0	0
			Total	C	N	O	S		
2	CM	154	1173	739	196	234	4	0	0
			Total	C	N	O	S		
2	CN	153	1165	733	195	233	4	0	0
			Total	C	N	O	S		
2	CO	170	1304	823	218	259	4	0	0
			Total	C	N	O	S		
2	CP	153	1161	730	194	233	4	0	0
			Total	C	N	O	S		
2	CQ	158	1198	750	202	242	4	0	0
			Total	C	N	O	S		
2	CR	151	1148	721	192	231	4	0	0
			Total	C	N	O	S		
2	CS	154	1173	739	196	234	4	0	0
			Total	C	N	O	S		
2	CT	153	1161	730	194	233	4	0	0
			Total	C	N	O	S		
2	CU	158	1198	750	202	242	4	0	0
			Total	C	N	O	S		
2	CV	151	1148	721	192	231	4	0	0

Continued on next page...

Continued from previous page...

Mol	Chain	Residues	Atoms					AltConf	Trace
			Total	C	N	O	S		
2	CW	154	1173	739	196	234	4	0	0
			Total	C	N	O	S		
2	CX	153	1161	730	194	233	4	0	0
			Total	C	N	O	S		
2	CY	158	1198	750	202	242	4	0	0
			Total	C	N	O	S		
2	CZ	151	1148	721	192	231	4	0	0
			Total	C	N	O	S		
2	Ca	154	1173	739	196	234	4	0	0
			Total	C	N	O	S		
2	Cb	153	1161	730	194	233	4	0	0
			Total	C	N	O	S		
2	Cc	158	1198	750	202	242	4	0	0
			Total	C	N	O	S		
2	Cd	151	1148	721	192	231	4	0	0
			Total	C	N	O	S		
2	Ce	154	1173	739	196	234	4	0	0
			Total	C	N	O	S		
2	Cf	153	1161	730	194	233	4	0	0
			Total	C	N	O	S		
2	Cg	158	1198	750	202	242	4	0	0
			Total	C	N	O	S		
2	Ch	151	1148	721	192	231	4	0	0
			Total	C	N	O	S		
2	Ci	154	1173	739	196	234	4	0	0
			Total	C	N	O	S		
2	GU	155	1178	742	197	235	4	0	0
			Total	C	N	O	S		
2	GV	152	1160	730	194	232	4	0	0
			Total	C	N	O	S		
2	GW	154	1173	739	196	234	4	0	0
			Total	C	N	O	S		
2	GX	153	1165	733	195	233	4	0	0
			Total	C	N	O	S		
2	GY	154	1173	739	196	234	4	0	0
			Total	C	N	O	S		
2	GZ	153	1165	733	195	233	4	0	0
			Total	C	N	O	S		
2	Ga	154	1173	739	196	234	4	0	0
			Total	C	N	O	S		
2	Gb	154	1170	736	196	234	4	0	0

Continued on next page...

Continued from previous page...

Mol	Chain	Residues	Atoms					AltConf	Trace
			Total	C	N	O	S		
2	Gc	154	1173	739	196	234	4	0	0
			Total	C	N	O	S		
2	Gd	153	1165	733	195	233	4	0	0
			Total	C	N	O	S		
2	Ge	153	1165	733	195	233	4	0	0
			Total	C	N	O	S		
2	Gf	152	1160	730	194	232	4	0	0
			Total	C	N	O	S		
2	Gg	154	1173	739	196	234	4	0	0
			Total	C	N	O	S		
2	Gh	168	1288	813	215	256	4	0	0
			Total	C	N	O	S		
2	Gi	154	1173	739	196	234	4	0	0
			Total	C	N	O	S		
2	Gj	153	1161	730	194	233	4	0	0
			Total	C	N	O	S		
2	Gk	153	1165	733	195	233	4	0	0
			Total	C	N	O	S		
2	Gl	153	1161	730	194	233	4	0	0
			Total	C	N	O	S		
2	Gm	158	1198	750	202	242	4	0	0
			Total	C	N	O	S		
2	Gn	151	1148	721	192	231	4	0	0
			Total	C	N	O	S		
2	Go	154	1173	739	196	234	4	0	0
			Total	C	N	O	S		
2	Gp	120	917	584	151	180	2	0	0
			Total	C	N	O	S		
2	Gq	158	1198	750	202	242	4	0	0
			Total	C	N	O	S		
2	Gr	153	1164	733	194	233	4	0	0
			Total	C	N	O	S		
2	Gs	160	1211	759	204	244	4	0	0
			Total	C	N	O	S		
2	Gt	158	1194	747	201	242	4	0	0
			Total	C	N	O	S		
2	Gu	154	1173	739	196	234	4	0	0
			Total	C	N	O	S		
2	Gv	175	1337	840	225	268	4	0	0
			Total	C	N	O	S		
2	Gw	153	1165	733	195	233	4	0	0

Continued on next page...

Continued from previous page...

Mol	Chain	Residues	Atoms					AltConf	Trace
			Total	C	N	O	S		
2	Gx	157	1189	744	200	241	4	0	0
			Total	C	N	O	S		
2	Gy	166	1275	804	213	254	4	0	0
			Total	C	N	O	S		
2	Gz	168	1288	813	215	256	4	0	0
			Total	C	N	O	S		
2	HA	152	1160	730	194	232	4	0	0
			Total	C	N	O	S		
2	HB	154	1173	739	196	234	4	0	0
			Total	C	N	O	S		
2	HC	153	1165	733	195	233	4	0	0
			Total	C	N	O	S		
2	HD	170	1304	823	218	259	4	0	0
			Total	C	N	O	S		
2	HE	153	1161	730	194	233	4	0	0
			Total	C	N	O	S		
2	HF	158	1198	750	202	242	4	0	0
			Total	C	N	O	S		
2	HG	151	1148	721	192	231	4	0	0
			Total	C	N	O	S		
2	HH	154	1173	739	196	234	4	0	0
			Total	C	N	O	S		
2	HI	153	1161	730	194	233	4	0	0
			Total	C	N	O	S		
2	HJ	158	1198	750	202	242	4	0	0
			Total	C	N	O	S		
2	HK	151	1148	721	192	231	4	0	0
			Total	C	N	O	S		
2	HL	154	1173	739	196	234	4	0	0
			Total	C	N	O	S		
2	HM	153	1161	730	194	233	4	0	0
			Total	C	N	O	S		
2	HN	158	1198	750	202	242	4	0	0
			Total	C	N	O	S		
2	HO	151	1148	721	192	231	4	0	0
			Total	C	N	O	S		
2	HP	154	1173	739	196	234	4	0	0
			Total	C	N	O	S		
2	HQ	153	1161	730	194	233	4	0	0
			Total	C	N	O	S		
2	HR	158	1198	750	202	242	4	0	0

Continued on next page...

Continued from previous page...

Mol	Chain	Residues	Atoms					AltConf	Trace
			Total	C	N	O	S		
2	HS	151	1148	721	192	231	4	0	0
			Total	C	N	O	S		
2	HT	154	1173	739	196	234	4	0	0
			Total	C	N	O	S		
2	HU	153	1161	730	194	233	4	0	0
			Total	C	N	O	S		
2	HV	158	1198	750	202	242	4	0	0
			Total	C	N	O	S		
2	HW	151	1148	721	192	231	4	0	0
			Total	C	N	O	S		
2	HX	154	1173	739	196	234	4	0	0
			Total	C	N	O	S		
2	LJ	155	1178	742	197	235	4	0	0
			Total	C	N	O	S		
2	LK	152	1160	730	194	232	4	0	0
			Total	C	N	O	S		
2	LL	154	1173	739	196	234	4	0	0
			Total	C	N	O	S		
2	LM	153	1165	733	195	233	4	0	0
			Total	C	N	O	S		
2	LN	154	1173	739	196	234	4	0	0
			Total	C	N	O	S		
2	LO	153	1165	733	195	233	4	0	0
			Total	C	N	O	S		
2	LP	154	1173	739	196	234	4	0	0
			Total	C	N	O	S		
2	LQ	154	1170	736	196	234	4	0	0
			Total	C	N	O	S		
2	LR	154	1173	739	196	234	4	0	0
			Total	C	N	O	S		
2	LS	153	1165	733	195	233	4	0	0
			Total	C	N	O	S		
2	LT	153	1165	733	195	233	4	0	0
			Total	C	N	O	S		
2	LU	152	1160	730	194	232	4	0	0
			Total	C	N	O	S		
2	LV	154	1173	739	196	234	4	0	0
			Total	C	N	O	S		
2	LW	168	1288	813	215	256	4	0	0
			Total	C	N	O	S		
2	LX	154	1173	739	196	234	4	0	0

Continued on next page...

Continued from previous page...

Mol	Chain	Residues	Atoms					AltConf	Trace
			Total	C	N	O	S		
2	LY	153	1161	730	194	233	4	0	0
			Total	C	N	O	S		
2	LZ	153	1165	733	195	233	4	0	0
			Total	C	N	O	S		
2	La	153	1161	730	194	233	4	0	0
			Total	C	N	O	S		
2	Lb	158	1198	750	202	242	4	0	0
			Total	C	N	O	S		
2	Lc	151	1148	721	192	231	4	0	0
			Total	C	N	O	S		
2	Ld	154	1173	739	196	234	4	0	0
			Total	C	N	O	S		
2	Le	120	917	584	151	180	2	0	0
			Total	C	N	O	S		
2	Lf	158	1198	750	202	242	4	0	0
			Total	C	N	O	S		
2	Lg	153	1164	733	194	233	4	0	0
			Total	C	N	O	S		
2	Lh	160	1211	759	204	244	4	0	0
			Total	C	N	O	S		
2	Li	158	1194	747	201	242	4	0	0
			Total	C	N	O	S		
2	Lj	154	1173	739	196	234	4	0	0
			Total	C	N	O	S		
2	Lk	175	1337	840	225	268	4	0	0
			Total	C	N	O	S		
2	Ll	153	1165	733	195	233	4	0	0
			Total	C	N	O	S		
2	Lm	157	1189	744	200	241	4	0	0
			Total	C	N	O	S		
2	Ln	166	1275	804	213	254	4	0	0
			Total	C	N	O	S		
2	Lo	168	1288	813	215	256	4	0	0
			Total	C	N	O	S		
2	Lp	152	1160	730	194	232	4	0	0
			Total	C	N	O	S		
2	Lq	154	1173	739	196	234	4	0	0
			Total	C	N	O	S		
2	Lr	153	1165	733	195	233	4	0	0
			Total	C	N	O	S		
2	Ls	170	1304	823	218	259	4	0	0

Continued on next page...

Continued from previous page...

Mol	Chain	Residues	Atoms					AltConf	Trace
			Total	C	N	O	S		
2	Lt	153	1161	730	194	233	4	0	0
			Total	C	N	O	S		
2	Lu	158	1198	750	202	242	4	0	0
			Total	C	N	O	S		
2	Lv	151	1148	721	192	231	4	0	0
			Total	C	N	O	S		
2	Lw	154	1173	739	196	234	4	0	0
			Total	C	N	O	S		
2	Lx	153	1161	730	194	233	4	0	0
			Total	C	N	O	S		
2	Ly	158	1198	750	202	242	4	0	0
			Total	C	N	O	S		
2	Lz	151	1148	721	192	231	4	0	0
			Total	C	N	O	S		
2	MA	154	1173	739	196	234	4	0	0
			Total	C	N	O	S		
2	MB	153	1161	730	194	233	4	0	0
			Total	C	N	O	S		
2	MC	158	1198	750	202	242	4	0	0
			Total	C	N	O	S		
2	MD	151	1148	721	192	231	4	0	0
			Total	C	N	O	S		
2	ME	154	1173	739	196	234	4	0	0
			Total	C	N	O	S		
2	MF	153	1161	730	194	233	4	0	0
			Total	C	N	O	S		
2	MG	158	1198	750	202	242	4	0	0
			Total	C	N	O	S		
2	MH	151	1148	721	192	231	4	0	0
			Total	C	N	O	S		
2	MI	154	1173	739	196	234	4	0	0
			Total	C	N	O	S		
2	MJ	153	1161	730	194	233	4	0	0
			Total	C	N	O	S		
2	MK	158	1198	750	202	242	4	0	0
			Total	C	N	O	S		
2	ML	151	1148	721	192	231	4	0	0
			Total	C	N	O	S		
2	MM	154	1173	739	196	234	4	0	0
			Total	C	N	O	S		
2	Py	155	1178	742	197	235	4	0	0

Continued on next page...

Continued from previous page...

Mol	Chain	Residues	Atoms					AltConf	Trace
			Total	C	N	O	S		
2	Pz	152	1160	730	194	232	4	0	0
			Total	C	N	O	S		
2	QA	154	1173	739	196	234	4	0	0
			Total	C	N	O	S		
2	QB	153	1165	733	195	233	4	0	0
			Total	C	N	O	S		
2	QC	154	1173	739	196	234	4	0	0
			Total	C	N	O	S		
2	QD	153	1165	733	195	233	4	0	0
			Total	C	N	O	S		
2	QE	154	1173	739	196	234	4	0	0
			Total	C	N	O	S		
2	QF	154	1170	736	196	234	4	0	0
			Total	C	N	O	S		
2	QG	154	1173	739	196	234	4	0	0
			Total	C	N	O	S		
2	QH	153	1165	733	195	233	4	0	0
			Total	C	N	O	S		
2	QI	153	1165	733	195	233	4	0	0
			Total	C	N	O	S		
2	QJ	152	1160	730	194	232	4	0	0
			Total	C	N	O	S		
2	QK	154	1173	739	196	234	4	0	0
			Total	C	N	O	S		
2	QL	168	1288	813	215	256	4	0	0
			Total	C	N	O	S		
2	QM	154	1173	739	196	234	4	0	0
			Total	C	N	O	S		
2	QN	153	1161	730	194	233	4	0	0
			Total	C	N	O	S		
2	QO	153	1165	733	195	233	4	0	0
			Total	C	N	O	S		
2	QP	153	1161	730	194	233	4	0	0
			Total	C	N	O	S		
2	QQ	158	1198	750	202	242	4	0	0
			Total	C	N	O	S		
2	QR	151	1148	721	192	231	4	0	0
			Total	C	N	O	S		
2	QS	154	1173	739	196	234	4	0	0
			Total	C	N	O	S		
2	QT	120	917	584	151	180	2	0	0

Continued on next page...

Continued from previous page...

Mol	Chain	Residues	Atoms					AltConf	Trace
			Total	C	N	O	S		
2	QU	158	1198	750	202	242	4	0	0
			Total	C	N	O	S		
2	QV	153	1164	733	194	233	4	0	0
			Total	C	N	O	S		
2	QW	160	1211	759	204	244	4	0	0
			Total	C	N	O	S		
2	QX	158	1194	747	201	242	4	0	0
			Total	C	N	O	S		
2	QY	154	1173	739	196	234	4	0	0
			Total	C	N	O	S		
2	QZ	175	1337	840	225	268	4	0	0
			Total	C	N	O	S		
2	Qa	153	1165	733	195	233	4	0	0
			Total	C	N	O	S		
2	Qb	157	1189	744	200	241	4	0	0
			Total	C	N	O	S		
2	Qc	166	1275	804	213	254	4	0	0
			Total	C	N	O	S		
2	Qd	168	1288	813	215	256	4	0	0
			Total	C	N	O	S		
2	Qe	152	1160	730	194	232	4	0	0
			Total	C	N	O	S		
2	Qf	154	1173	739	196	234	4	0	0
			Total	C	N	O	S		
2	Qg	153	1165	733	195	233	4	0	0
			Total	C	N	O	S		
2	Qh	170	1304	823	218	259	4	0	0
			Total	C	N	O	S		
2	Qi	153	1161	730	194	233	4	0	0
			Total	C	N	O	S		
2	Qj	158	1198	750	202	242	4	0	0
			Total	C	N	O	S		
2	Qk	151	1148	721	192	231	4	0	0
			Total	C	N	O	S		
2	Ql	154	1173	739	196	234	4	0	0
			Total	C	N	O	S		
2	Qm	153	1161	730	194	233	4	0	0
			Total	C	N	O	S		
2	Qn	158	1198	750	202	242	4	0	0
			Total	C	N	O	S		
2	Qo	151	1148	721	192	231	4	0	0

Continued on next page...

Continued from previous page...

Mol	Chain	Residues	Atoms					AltConf	Trace
			Total	C	N	O	S		
2	Qp	154	1173	739	196	234	4	0	0
			Total	C	N	O	S		
2	Qq	153	1161	730	194	233	4	0	0
			Total	C	N	O	S		
2	Qr	158	1198	750	202	242	4	0	0
			Total	C	N	O	S		
2	Qs	151	1148	721	192	231	4	0	0
			Total	C	N	O	S		
2	Qt	154	1173	739	196	234	4	0	0
			Total	C	N	O	S		
2	Qu	153	1161	730	194	233	4	0	0
			Total	C	N	O	S		
2	Qv	158	1198	750	202	242	4	0	0
			Total	C	N	O	S		
2	Qw	151	1148	721	192	231	4	0	0
			Total	C	N	O	S		
2	Qx	154	1173	739	196	234	4	0	0
			Total	C	N	O	S		
2	Qy	153	1161	730	194	233	4	0	0
			Total	C	N	O	S		
2	Qz	158	1198	750	202	242	4	0	0
			Total	C	N	O	S		
2	RA	151	1148	721	192	231	4	0	0
			Total	C	N	O	S		
2	RB	154	1173	739	196	234	4	0	0
			Total	C	N	O	S		
2	Un	155	1178	742	197	235	4	0	0
			Total	C	N	O	S		
2	Uo	152	1160	730	194	232	4	0	0
			Total	C	N	O	S		
2	Up	154	1173	739	196	234	4	0	0
			Total	C	N	O	S		
2	Uq	153	1165	733	195	233	4	0	0
			Total	C	N	O	S		
2	Ur	154	1173	739	196	234	4	0	0
			Total	C	N	O	S		
2	Us	153	1165	733	195	233	4	0	0
			Total	C	N	O	S		
2	Ut	154	1173	739	196	234	4	0	0
			Total	C	N	O	S		
2	Uu	154	1170	736	196	234	4	0	0

Continued on next page...

Continued from previous page...

Mol	Chain	Residues	Atoms					AltConf	Trace
			Total	C	N	O	S		
2	Uv	154	1173	739	196	234	4	0	0
			Total	C	N	O	S		
2	Uw	153	1165	733	195	233	4	0	0
			Total	C	N	O	S		
2	Ux	153	1165	733	195	233	4	0	0
			Total	C	N	O	S		
2	Uy	152	1160	730	194	232	4	0	0
			Total	C	N	O	S		
2	Uz	154	1173	739	196	234	4	0	0
			Total	C	N	O	S		
2	VA	168	1288	813	215	256	4	0	0
			Total	C	N	O	S		
2	VB	154	1173	739	196	234	4	0	0
			Total	C	N	O	S		
2	VC	153	1161	730	194	233	4	0	0
			Total	C	N	O	S		
2	VD	153	1165	733	195	233	4	0	0
			Total	C	N	O	S		
2	VE	153	1161	730	194	233	4	0	0
			Total	C	N	O	S		
2	VF	158	1198	750	202	242	4	0	0
			Total	C	N	O	S		
2	VG	151	1148	721	192	231	4	0	0
			Total	C	N	O	S		
2	VH	154	1173	739	196	234	4	0	0
			Total	C	N	O	S		
2	VI	120	917	584	151	180	2	0	0
			Total	C	N	O	S		
2	VJ	158	1198	750	202	242	4	0	0
			Total	C	N	O	S		
2	VK	153	1164	733	194	233	4	0	0
			Total	C	N	O	S		
2	VL	160	1211	759	204	244	4	0	0
			Total	C	N	O	S		
2	VM	158	1194	747	201	242	4	0	0
			Total	C	N	O	S		
2	VN	154	1173	739	196	234	4	0	0
			Total	C	N	O	S		
2	VO	175	1337	840	225	268	4	0	0
			Total	C	N	O	S		
2	VP	153	1165	733	195	233	4	0	0

Continued on next page...

Continued from previous page...

Mol	Chain	Residues	Atoms					AltConf	Trace
			Total	C	N	O	S		
2	VQ	157	1189	744	200	241	4	0	0
			Total	C	N	O	S		
2	VR	166	1275	804	213	254	4	0	0
			Total	C	N	O	S		
2	VS	168	1288	813	215	256	4	0	0
			Total	C	N	O	S		
2	VT	152	1160	730	194	232	4	0	0
			Total	C	N	O	S		
2	VU	154	1173	739	196	234	4	0	0
			Total	C	N	O	S		
2	VV	153	1165	733	195	233	4	0	0
			Total	C	N	O	S		
2	VW	170	1304	823	218	259	4	0	0
			Total	C	N	O	S		
2	VX	153	1161	730	194	233	4	0	0
			Total	C	N	O	S		
2	VY	158	1198	750	202	242	4	0	0
			Total	C	N	O	S		
2	VZ	151	1148	721	192	231	4	0	0
			Total	C	N	O	S		
2	Va	154	1173	739	196	234	4	0	0
			Total	C	N	O	S		
2	Vb	153	1161	730	194	233	4	0	0
			Total	C	N	O	S		
2	Vc	158	1198	750	202	242	4	0	0
			Total	C	N	O	S		
2	Vd	151	1148	721	192	231	4	0	0
			Total	C	N	O	S		
2	Ve	154	1173	739	196	234	4	0	0
			Total	C	N	O	S		
2	Vf	153	1161	730	194	233	4	0	0
			Total	C	N	O	S		
2	Vg	158	1198	750	202	242	4	0	0
			Total	C	N	O	S		
2	Vh	151	1148	721	192	231	4	0	0
			Total	C	N	O	S		
2	Vi	154	1173	739	196	234	4	0	0
			Total	C	N	O	S		
2	Vj	153	1161	730	194	233	4	0	0
			Total	C	N	O	S		
2	Vk	158	1198	750	202	242	4	0	0

Continued on next page...

Continued from previous page...

Mol	Chain	Residues	Atoms					AltConf	Trace
			Total	C	N	O	S		
2	Vl	151	1148	721	192	231	4	0	0
			Total	C	N	O	S		
2	Vm	154	1173	739	196	234	4	0	0
			Total	C	N	O	S		
2	Vn	153	1161	730	194	233	4	0	0
			Total	C	N	O	S		
2	Vo	158	1198	750	202	242	4	0	0
			Total	C	N	O	S		
2	Vp	151	1148	721	192	231	4	0	0
			Total	C	N	O	S		
2	Vq	154	1173	739	196	234	4	0	0

- Molecule 3 is a protein called Decoration protein P04.

Mol	Chain	Residues	Atoms					AltConf	Trace
			Total	C	N	O	S		
3	Cj	161	1252	801	199	245	7	0	0
			Total	C	N	O	S		
3	HY	161	1252	801	199	245	7	0	0
			Total	C	N	O	S		
3	MN	161	1252	801	199	245	7	0	0
			Total	C	N	O	S		
3	RC	161	1252	801	199	245	7	0	0
			Total	C	N	O	S		
3	Vr	161	1252	801	199	245	7	0	0

- Molecule 4 is a protein called DUF228 domain-containing protein.

Mol	Chain	Residues	Atoms					AltConf	Trace
			Total	C	N	O	S		
4	Ck	152	1195	761	203	229	2	0	0
			Total	C	N	O	S		
4	Cl	152	1195	761	203	229	2	0	0
			Total	C	N	O	S		
4	Cm	153	1203	767	203	231	2	0	0
			Total	C	N	O	S		
4	Cn	152	1197	764	202	229	2	0	0
			Total	C	N	O	S		
4	Co	156	1222	776	208	235	3	0	0
			Total	C	N	O	S		
4	Cp	152	1191	758	202	229	2	0	0

Continued on next page...

Continued from previous page...

Mol	Chain	Residues	Atoms					AltConf	Trace
			Total	C	N	O	S		
4	Cq	171	1358	865	231	260	2	0	0
			Total	C	N	O	S		
4	Cr	171	1358	865	231	260	2	0	0
			Total	C	N	O	S		
4	Cs	171	1358	865	231	260	2	0	0
			Total	C	N	O	S		
4	Ct	144	1137	726	191	218	2	0	0
			Total	C	N	O	S		
4	Cu	151	1187	755	201	229	2	0	0
			Total	C	N	O	S		
4	Cv	154	1208	769	205	231	3	0	0
			Total	C	N	O	S		
4	Cw	154	1208	769	205	231	3	0	0
			Total	C	N	O	S		
4	Cx	151	1186	755	201	228	2	0	0
			Total	C	N	O	S		
4	Cy	151	1186	755	201	228	2	0	0
			Total	C	N	O	S		
4	Cz	152	1195	761	203	229	2	0	0
			Total	C	N	O	S		
4	DA	171	1358	865	231	260	2	0	0
			Total	C	N	O	S		
4	DB	171	1358	865	231	260	2	0	0
			Total	C	N	O	S		
4	DC	171	1358	865	231	260	2	0	0
			Total	C	N	O	S		
4	DD	171	1358	865	231	260	2	0	0
			Total	C	N	O	S		
4	DE	171	1358	865	231	260	2	0	0
			Total	C	N	O	S		
4	DF	171	1358	865	231	260	2	0	0
			Total	C	N	O	S		
4	DG	171	1358	865	231	260	2	0	0
			Total	C	N	O	S		
4	DH	171	1358	865	231	260	2	0	0
			Total	C	N	O	S		
4	DI	171	1358	865	231	260	2	0	0
			Total	C	N	O	S		
4	DJ	171	1358	865	231	260	2	0	0
			Total	C	N	O	S		
4	HZ	152	1195	761	203	229	2	0	0

Continued on next page...

Continued from previous page...

Mol	Chain	Residues	Atoms					AltConf	Trace
			Total	C	N	O	S		
4	Ha	152	1195	761	203	229	2	0	0
			Total	C	N	O	S		
4	Hb	153	1203	767	203	231	2	0	0
			Total	C	N	O	S		
4	Hc	152	1197	764	202	229	2	0	0
			Total	C	N	O	S		
4	Hd	156	1222	776	208	235	3	0	0
			Total	C	N	O	S		
4	He	152	1191	758	202	229	2	0	0
			Total	C	N	O	S		
4	Hf	171	1358	865	231	260	2	0	0
			Total	C	N	O	S		
4	Hg	171	1358	865	231	260	2	0	0
			Total	C	N	O	S		
4	Hh	171	1358	865	231	260	2	0	0
			Total	C	N	O	S		
4	Hi	144	1137	726	191	218	2	0	0
			Total	C	N	O	S		
4	Hj	151	1187	755	201	229	2	0	0
			Total	C	N	O	S		
4	Hk	154	1208	769	205	231	3	0	0
			Total	C	N	O	S		
4	Hl	154	1208	769	205	231	3	0	0
			Total	C	N	O	S		
4	Hm	151	1186	755	201	228	2	0	0
			Total	C	N	O	S		
4	Hn	151	1186	755	201	228	2	0	0
			Total	C	N	O	S		
4	Ho	152	1195	761	203	229	2	0	0
			Total	C	N	O	S		
4	Hp	171	1358	865	231	260	2	0	0
			Total	C	N	O	S		
4	Hq	171	1358	865	231	260	2	0	0
			Total	C	N	O	S		
4	Hr	171	1358	865	231	260	2	0	0
			Total	C	N	O	S		
4	Hs	171	1358	865	231	260	2	0	0
			Total	C	N	O	S		
4	Ht	171	1358	865	231	260	2	0	0
			Total	C	N	O	S		
4	Hu	171	1358	865	231	260	2	0	0

Continued on next page...

Continued from previous page...

Mol	Chain	Residues	Atoms					AltConf	Trace
			Total	C	N	O	S		
4	Hv	171	1358	865	231	260	2	0	0
			Total	C	N	O	S		
4	Hw	171	1358	865	231	260	2	0	0
			Total	C	N	O	S		
4	Hx	171	1358	865	231	260	2	0	0
			Total	C	N	O	S		
4	Hy	171	1358	865	231	260	2	0	0
			Total	C	N	O	S		
4	MO	152	1195	761	203	229	2	0	0
			Total	C	N	O	S		
4	MP	152	1195	761	203	229	2	0	0
			Total	C	N	O	S		
4	MQ	153	1203	767	203	231	2	0	0
			Total	C	N	O	S		
4	MR	152	1197	764	202	229	2	0	0
			Total	C	N	O	S		
4	MS	156	1222	776	208	235	3	0	0
			Total	C	N	O	S		
4	MT	152	1191	758	202	229	2	0	0
			Total	C	N	O	S		
4	MU	171	1358	865	231	260	2	0	0
			Total	C	N	O	S		
4	MV	171	1358	865	231	260	2	0	0
			Total	C	N	O	S		
4	MW	171	1358	865	231	260	2	0	0
			Total	C	N	O	S		
4	MX	144	1137	726	191	218	2	0	0
			Total	C	N	O	S		
4	MY	151	1187	755	201	229	2	0	0
			Total	C	N	O	S		
4	MZ	154	1208	769	205	231	3	0	0
			Total	C	N	O	S		
4	Ma	154	1208	769	205	231	3	0	0
			Total	C	N	O	S		
4	Mb	151	1186	755	201	228	2	0	0
			Total	C	N	O	S		
4	Mc	151	1186	755	201	228	2	0	0
			Total	C	N	O	S		
4	Md	152	1195	761	203	229	2	0	0
			Total	C	N	O	S		
4	Me	171	1358	865	231	260	2	0	0

Continued on next page...

Continued from previous page...

Mol	Chain	Residues	Atoms					AltConf	Trace
			Total	C	N	O	S		
4	Mf	171	1358	865	231	260	2	0	0
			Total	C	N	O	S		
4	Mg	171	1358	865	231	260	2	0	0
			Total	C	N	O	S		
4	Mh	171	1358	865	231	260	2	0	0
			Total	C	N	O	S		
4	Mi	171	1358	865	231	260	2	0	0
			Total	C	N	O	S		
4	Mj	171	1358	865	231	260	2	0	0
			Total	C	N	O	S		
4	Mk	171	1358	865	231	260	2	0	0
			Total	C	N	O	S		
4	Ml	171	1358	865	231	260	2	0	0
			Total	C	N	O	S		
4	Mm	171	1358	865	231	260	2	0	0
			Total	C	N	O	S		
4	Mn	171	1358	865	231	260	2	0	0
			Total	C	N	O	S		
4	RD	152	1195	761	203	229	2	0	0
			Total	C	N	O	S		
4	RE	152	1195	761	203	229	2	0	0
			Total	C	N	O	S		
4	RF	153	1203	767	203	231	2	0	0
			Total	C	N	O	S		
4	RG	152	1197	764	202	229	2	0	0
			Total	C	N	O	S		
4	RH	156	1222	776	208	235	3	0	0
			Total	C	N	O	S		
4	RI	152	1191	758	202	229	2	0	0
			Total	C	N	O	S		
4	RJ	171	1358	865	231	260	2	0	0
			Total	C	N	O	S		
4	RK	171	1358	865	231	260	2	0	0
			Total	C	N	O	S		
4	RL	171	1358	865	231	260	2	0	0
			Total	C	N	O	S		
4	RM	144	1137	726	191	218	2	0	0
			Total	C	N	O	S		
4	RN	151	1187	755	201	229	2	0	0
			Total	C	N	O	S		
4	RO	154	1208	769	205	231	3	0	0

Continued on next page...

Continued from previous page...

Mol	Chain	Residues	Atoms					AltConf	Trace
			Total	C	N	O	S		
4	RP	154	1208	769	205	231	3	0	0
			Total	C	N	O	S		
4	RQ	151	1186	755	201	228	2	0	0
			Total	C	N	O	S		
4	RR	151	1186	755	201	228	2	0	0
			Total	C	N	O	S		
4	RS	152	1195	761	203	229	2	0	0
			Total	C	N	O	S		
4	RT	171	1358	865	231	260	2	0	0
			Total	C	N	O	S		
4	RU	171	1358	865	231	260	2	0	0
			Total	C	N	O	S		
4	RV	171	1358	865	231	260	2	0	0
			Total	C	N	O	S		
4	RW	171	1358	865	231	260	2	0	0
			Total	C	N	O	S		
4	RX	171	1358	865	231	260	2	0	0
			Total	C	N	O	S		
4	RY	171	1358	865	231	260	2	0	0
			Total	C	N	O	S		
4	RZ	171	1358	865	231	260	2	0	0
			Total	C	N	O	S		
4	Ra	171	1358	865	231	260	2	0	0
			Total	C	N	O	S		
4	Rb	171	1358	865	231	260	2	0	0
			Total	C	N	O	S		
4	Rc	171	1358	865	231	260	2	0	0
			Total	C	N	O	S		
4	Vs	152	1195	761	203	229	2	0	0
			Total	C	N	O	S		
4	Vt	152	1195	761	203	229	2	0	0
			Total	C	N	O	S		
4	Vu	153	1203	767	203	231	2	0	0
			Total	C	N	O	S		
4	Vv	152	1197	764	202	229	2	0	0
			Total	C	N	O	S		
4	Vw	156	1222	776	208	235	3	0	0
			Total	C	N	O	S		
4	Vx	152	1191	758	202	229	2	0	0
			Total	C	N	O	S		
4	Vy	171	1358	865	231	260	2	0	0

Continued on next page...

Continued from previous page...

Mol	Chain	Residues	Atoms					AltConf	Trace
			Total	C	N	O	S		
4	Vz	171	1358	865	231	260	2	0	0
			Total	C	N	O	S		
4	WA	171	1358	865	231	260	2	0	0
			Total	C	N	O	S		
4	WB	144	1137	726	191	218	2	0	0
			Total	C	N	O	S		
4	WC	151	1187	755	201	229	2	0	0
			Total	C	N	O	S		
4	WD	154	1208	769	205	231	3	0	0
			Total	C	N	O	S		
4	WE	154	1208	769	205	231	3	0	0
			Total	C	N	O	S		
4	WF	151	1186	755	201	228	2	0	0
			Total	C	N	O	S		
4	WG	151	1186	755	201	228	2	0	0
			Total	C	N	O	S		
4	WH	152	1195	761	203	229	2	0	0
			Total	C	N	O	S		
4	WI	171	1358	865	231	260	2	0	0
			Total	C	N	O	S		
4	WJ	171	1358	865	231	260	2	0	0
			Total	C	N	O	S		
4	WK	171	1358	865	231	260	2	0	0
			Total	C	N	O	S		
4	WL	171	1358	865	231	260	2	0	0
			Total	C	N	O	S		
4	WM	171	1358	865	231	260	2	0	0
			Total	C	N	O	S		
4	WN	171	1358	865	231	260	2	0	0
			Total	C	N	O	S		
4	WO	171	1358	865	231	260	2	0	0
			Total	C	N	O	S		
4	WP	171	1358	865	231	260	2	0	0
			Total	C	N	O	S		
4	WQ	171	1358	865	231	260	2	0	0
			Total	C	N	O	S		
4	WR	171	1358	865	231	260	2	0	0

There are 260 discrepancies between the modelled and reference sequences:

Chain	Residue	Modelled	Actual	Comment	Reference
Ck	86	GLN	HIS	conflict	UNP A0A0H3BZR0

Continued on next page...

Continued from previous page...

Chain	Residue	Modelled	Actual	Comment	Reference
Ck	142	ILE	VAL	conflict	UNP A0A0H3BZR0
Cl	86	GLN	HIS	conflict	UNP A0A0H3BZR0
Cl	142	ILE	VAL	conflict	UNP A0A0H3BZR0
Cm	86	GLN	HIS	conflict	UNP A0A0H3BZR0
Cm	142	ILE	VAL	conflict	UNP A0A0H3BZR0
Cn	86	GLN	HIS	conflict	UNP A0A0H3BZR0
Cn	142	ILE	VAL	conflict	UNP A0A0H3BZR0
Co	86	GLN	HIS	conflict	UNP A0A0H3BZR0
Co	142	ILE	VAL	conflict	UNP A0A0H3BZR0
Cp	86	GLN	HIS	conflict	UNP A0A0H3BZR0
Cp	142	ILE	VAL	conflict	UNP A0A0H3BZR0
Cq	86	GLN	HIS	conflict	UNP A0A0H3BZR0
Cq	142	ILE	VAL	conflict	UNP A0A0H3BZR0
Cr	86	GLN	HIS	conflict	UNP A0A0H3BZR0
Cr	142	ILE	VAL	conflict	UNP A0A0H3BZR0
Cs	86	GLN	HIS	conflict	UNP A0A0H3BZR0
Cs	142	ILE	VAL	conflict	UNP A0A0H3BZR0
Ct	86	GLN	HIS	conflict	UNP A0A0H3BZR0
Ct	142	ILE	VAL	conflict	UNP A0A0H3BZR0
Cu	86	GLN	HIS	conflict	UNP A0A0H3BZR0
Cu	142	ILE	VAL	conflict	UNP A0A0H3BZR0
Cv	86	GLN	HIS	conflict	UNP A0A0H3BZR0
Cv	142	ILE	VAL	conflict	UNP A0A0H3BZR0
Cw	86	GLN	HIS	conflict	UNP A0A0H3BZR0
Cw	142	ILE	VAL	conflict	UNP A0A0H3BZR0
Cx	86	GLN	HIS	conflict	UNP A0A0H3BZR0
Cx	142	ILE	VAL	conflict	UNP A0A0H3BZR0
Cy	86	GLN	HIS	conflict	UNP A0A0H3BZR0
Cy	142	ILE	VAL	conflict	UNP A0A0H3BZR0
Cz	86	GLN	HIS	conflict	UNP A0A0H3BZR0
Cz	142	ILE	VAL	conflict	UNP A0A0H3BZR0
DA	86	GLN	HIS	conflict	UNP A0A0H3BZR0
DA	142	ILE	VAL	conflict	UNP A0A0H3BZR0
DB	86	GLN	HIS	conflict	UNP A0A0H3BZR0
DB	142	ILE	VAL	conflict	UNP A0A0H3BZR0
DC	86	GLN	HIS	conflict	UNP A0A0H3BZR0
DC	142	ILE	VAL	conflict	UNP A0A0H3BZR0
DD	86	GLN	HIS	conflict	UNP A0A0H3BZR0
DD	142	ILE	VAL	conflict	UNP A0A0H3BZR0
DE	86	GLN	HIS	conflict	UNP A0A0H3BZR0
DE	142	ILE	VAL	conflict	UNP A0A0H3BZR0
DF	86	GLN	HIS	conflict	UNP A0A0H3BZR0

Continued on next page...

Continued from previous page...

Chain	Residue	Modelled	Actual	Comment	Reference
DF	142	ILE	VAL	conflict	UNP A0A0H3BZR0
DG	86	GLN	HIS	conflict	UNP A0A0H3BZR0
DG	142	ILE	VAL	conflict	UNP A0A0H3BZR0
DH	86	GLN	HIS	conflict	UNP A0A0H3BZR0
DH	142	ILE	VAL	conflict	UNP A0A0H3BZR0
DI	86	GLN	HIS	conflict	UNP A0A0H3BZR0
DI	142	ILE	VAL	conflict	UNP A0A0H3BZR0
DJ	86	GLN	HIS	conflict	UNP A0A0H3BZR0
DJ	142	ILE	VAL	conflict	UNP A0A0H3BZR0
HZ	86	GLN	HIS	conflict	UNP A0A0H3BZR0
HZ	142	ILE	VAL	conflict	UNP A0A0H3BZR0
Ha	86	GLN	HIS	conflict	UNP A0A0H3BZR0
Ha	142	ILE	VAL	conflict	UNP A0A0H3BZR0
Hb	86	GLN	HIS	conflict	UNP A0A0H3BZR0
Hb	142	ILE	VAL	conflict	UNP A0A0H3BZR0
Hc	86	GLN	HIS	conflict	UNP A0A0H3BZR0
Hc	142	ILE	VAL	conflict	UNP A0A0H3BZR0
Hd	86	GLN	HIS	conflict	UNP A0A0H3BZR0
Hd	142	ILE	VAL	conflict	UNP A0A0H3BZR0
He	86	GLN	HIS	conflict	UNP A0A0H3BZR0
He	142	ILE	VAL	conflict	UNP A0A0H3BZR0
Hf	86	GLN	HIS	conflict	UNP A0A0H3BZR0
Hf	142	ILE	VAL	conflict	UNP A0A0H3BZR0
Hg	86	GLN	HIS	conflict	UNP A0A0H3BZR0
Hg	142	ILE	VAL	conflict	UNP A0A0H3BZR0
Hh	86	GLN	HIS	conflict	UNP A0A0H3BZR0
Hh	142	ILE	VAL	conflict	UNP A0A0H3BZR0
Hi	86	GLN	HIS	conflict	UNP A0A0H3BZR0
Hi	142	ILE	VAL	conflict	UNP A0A0H3BZR0
Hj	86	GLN	HIS	conflict	UNP A0A0H3BZR0
Hj	142	ILE	VAL	conflict	UNP A0A0H3BZR0
Hk	86	GLN	HIS	conflict	UNP A0A0H3BZR0
Hk	142	ILE	VAL	conflict	UNP A0A0H3BZR0
Hl	86	GLN	HIS	conflict	UNP A0A0H3BZR0
Hl	142	ILE	VAL	conflict	UNP A0A0H3BZR0
Hm	86	GLN	HIS	conflict	UNP A0A0H3BZR0
Hm	142	ILE	VAL	conflict	UNP A0A0H3BZR0
Hn	86	GLN	HIS	conflict	UNP A0A0H3BZR0
Hn	142	ILE	VAL	conflict	UNP A0A0H3BZR0
Ho	86	GLN	HIS	conflict	UNP A0A0H3BZR0
Ho	142	ILE	VAL	conflict	UNP A0A0H3BZR0
Hp	86	GLN	HIS	conflict	UNP A0A0H3BZR0

Continued on next page...

Continued from previous page...

Chain	Residue	Modelled	Actual	Comment	Reference
Hp	142	ILE	VAL	conflict	UNP A0A0H3BZR0
Hq	86	GLN	HIS	conflict	UNP A0A0H3BZR0
Hq	142	ILE	VAL	conflict	UNP A0A0H3BZR0
Hr	86	GLN	HIS	conflict	UNP A0A0H3BZR0
Hr	142	ILE	VAL	conflict	UNP A0A0H3BZR0
Hs	86	GLN	HIS	conflict	UNP A0A0H3BZR0
Hs	142	ILE	VAL	conflict	UNP A0A0H3BZR0
Ht	86	GLN	HIS	conflict	UNP A0A0H3BZR0
Ht	142	ILE	VAL	conflict	UNP A0A0H3BZR0
Hu	86	GLN	HIS	conflict	UNP A0A0H3BZR0
Hu	142	ILE	VAL	conflict	UNP A0A0H3BZR0
Hv	86	GLN	HIS	conflict	UNP A0A0H3BZR0
Hv	142	ILE	VAL	conflict	UNP A0A0H3BZR0
Hw	86	GLN	HIS	conflict	UNP A0A0H3BZR0
Hw	142	ILE	VAL	conflict	UNP A0A0H3BZR0
Hx	86	GLN	HIS	conflict	UNP A0A0H3BZR0
Hx	142	ILE	VAL	conflict	UNP A0A0H3BZR0
Hy	86	GLN	HIS	conflict	UNP A0A0H3BZR0
Hy	142	ILE	VAL	conflict	UNP A0A0H3BZR0
MO	86	GLN	HIS	conflict	UNP A0A0H3BZR0
MO	142	ILE	VAL	conflict	UNP A0A0H3BZR0
MP	86	GLN	HIS	conflict	UNP A0A0H3BZR0
MP	142	ILE	VAL	conflict	UNP A0A0H3BZR0
MQ	86	GLN	HIS	conflict	UNP A0A0H3BZR0
MQ	142	ILE	VAL	conflict	UNP A0A0H3BZR0
MR	86	GLN	HIS	conflict	UNP A0A0H3BZR0
MR	142	ILE	VAL	conflict	UNP A0A0H3BZR0
MS	86	GLN	HIS	conflict	UNP A0A0H3BZR0
MS	142	ILE	VAL	conflict	UNP A0A0H3BZR0
MT	86	GLN	HIS	conflict	UNP A0A0H3BZR0
MT	142	ILE	VAL	conflict	UNP A0A0H3BZR0
MU	86	GLN	HIS	conflict	UNP A0A0H3BZR0
MU	142	ILE	VAL	conflict	UNP A0A0H3BZR0
MV	86	GLN	HIS	conflict	UNP A0A0H3BZR0
MV	142	ILE	VAL	conflict	UNP A0A0H3BZR0
MW	86	GLN	HIS	conflict	UNP A0A0H3BZR0
MW	142	ILE	VAL	conflict	UNP A0A0H3BZR0
MX	86	GLN	HIS	conflict	UNP A0A0H3BZR0
MX	142	ILE	VAL	conflict	UNP A0A0H3BZR0
MY	86	GLN	HIS	conflict	UNP A0A0H3BZR0
MY	142	ILE	VAL	conflict	UNP A0A0H3BZR0
MZ	86	GLN	HIS	conflict	UNP A0A0H3BZR0

Continued on next page...

Continued from previous page...

Chain	Residue	Modelled	Actual	Comment	Reference
MZ	142	ILE	VAL	conflict	UNP A0A0H3BZR0
Ma	86	GLN	HIS	conflict	UNP A0A0H3BZR0
Ma	142	ILE	VAL	conflict	UNP A0A0H3BZR0
Mb	86	GLN	HIS	conflict	UNP A0A0H3BZR0
Mb	142	ILE	VAL	conflict	UNP A0A0H3BZR0
Mc	86	GLN	HIS	conflict	UNP A0A0H3BZR0
Mc	142	ILE	VAL	conflict	UNP A0A0H3BZR0
Md	86	GLN	HIS	conflict	UNP A0A0H3BZR0
Md	142	ILE	VAL	conflict	UNP A0A0H3BZR0
Me	86	GLN	HIS	conflict	UNP A0A0H3BZR0
Me	142	ILE	VAL	conflict	UNP A0A0H3BZR0
Mf	86	GLN	HIS	conflict	UNP A0A0H3BZR0
Mf	142	ILE	VAL	conflict	UNP A0A0H3BZR0
Mg	86	GLN	HIS	conflict	UNP A0A0H3BZR0
Mg	142	ILE	VAL	conflict	UNP A0A0H3BZR0
Mh	86	GLN	HIS	conflict	UNP A0A0H3BZR0
Mh	142	ILE	VAL	conflict	UNP A0A0H3BZR0
Mi	86	GLN	HIS	conflict	UNP A0A0H3BZR0
Mi	142	ILE	VAL	conflict	UNP A0A0H3BZR0
Mj	86	GLN	HIS	conflict	UNP A0A0H3BZR0
Mj	142	ILE	VAL	conflict	UNP A0A0H3BZR0
Mk	86	GLN	HIS	conflict	UNP A0A0H3BZR0
Mk	142	ILE	VAL	conflict	UNP A0A0H3BZR0
Ml	86	GLN	HIS	conflict	UNP A0A0H3BZR0
Ml	142	ILE	VAL	conflict	UNP A0A0H3BZR0
Mm	86	GLN	HIS	conflict	UNP A0A0H3BZR0
Mm	142	ILE	VAL	conflict	UNP A0A0H3BZR0
Mn	86	GLN	HIS	conflict	UNP A0A0H3BZR0
Mn	142	ILE	VAL	conflict	UNP A0A0H3BZR0
RD	86	GLN	HIS	conflict	UNP A0A0H3BZR0
RD	142	ILE	VAL	conflict	UNP A0A0H3BZR0
RE	86	GLN	HIS	conflict	UNP A0A0H3BZR0
RE	142	ILE	VAL	conflict	UNP A0A0H3BZR0
RF	86	GLN	HIS	conflict	UNP A0A0H3BZR0
RF	142	ILE	VAL	conflict	UNP A0A0H3BZR0
RG	86	GLN	HIS	conflict	UNP A0A0H3BZR0
RG	142	ILE	VAL	conflict	UNP A0A0H3BZR0
RH	86	GLN	HIS	conflict	UNP A0A0H3BZR0
RH	142	ILE	VAL	conflict	UNP A0A0H3BZR0
RI	86	GLN	HIS	conflict	UNP A0A0H3BZR0
RI	142	ILE	VAL	conflict	UNP A0A0H3BZR0
RJ	86	GLN	HIS	conflict	UNP A0A0H3BZR0

Continued on next page...

Continued from previous page...

Chain	Residue	Modelled	Actual	Comment	Reference
RJ	142	ILE	VAL	conflict	UNP A0A0H3BZR0
RK	86	GLN	HIS	conflict	UNP A0A0H3BZR0
RK	142	ILE	VAL	conflict	UNP A0A0H3BZR0
RL	86	GLN	HIS	conflict	UNP A0A0H3BZR0
RL	142	ILE	VAL	conflict	UNP A0A0H3BZR0
RM	86	GLN	HIS	conflict	UNP A0A0H3BZR0
RM	142	ILE	VAL	conflict	UNP A0A0H3BZR0
RN	86	GLN	HIS	conflict	UNP A0A0H3BZR0
RN	142	ILE	VAL	conflict	UNP A0A0H3BZR0
RO	86	GLN	HIS	conflict	UNP A0A0H3BZR0
RO	142	ILE	VAL	conflict	UNP A0A0H3BZR0
RP	86	GLN	HIS	conflict	UNP A0A0H3BZR0
RP	142	ILE	VAL	conflict	UNP A0A0H3BZR0
RQ	86	GLN	HIS	conflict	UNP A0A0H3BZR0
RQ	142	ILE	VAL	conflict	UNP A0A0H3BZR0
RR	86	GLN	HIS	conflict	UNP A0A0H3BZR0
RR	142	ILE	VAL	conflict	UNP A0A0H3BZR0
RS	86	GLN	HIS	conflict	UNP A0A0H3BZR0
RS	142	ILE	VAL	conflict	UNP A0A0H3BZR0
RT	86	GLN	HIS	conflict	UNP A0A0H3BZR0
RT	142	ILE	VAL	conflict	UNP A0A0H3BZR0
RU	86	GLN	HIS	conflict	UNP A0A0H3BZR0
RU	142	ILE	VAL	conflict	UNP A0A0H3BZR0
RV	86	GLN	HIS	conflict	UNP A0A0H3BZR0
RV	142	ILE	VAL	conflict	UNP A0A0H3BZR0
RW	86	GLN	HIS	conflict	UNP A0A0H3BZR0
RW	142	ILE	VAL	conflict	UNP A0A0H3BZR0
RX	86	GLN	HIS	conflict	UNP A0A0H3BZR0
RX	142	ILE	VAL	conflict	UNP A0A0H3BZR0
RY	86	GLN	HIS	conflict	UNP A0A0H3BZR0
RY	142	ILE	VAL	conflict	UNP A0A0H3BZR0
RZ	86	GLN	HIS	conflict	UNP A0A0H3BZR0
RZ	142	ILE	VAL	conflict	UNP A0A0H3BZR0
Ra	86	GLN	HIS	conflict	UNP A0A0H3BZR0
Ra	142	ILE	VAL	conflict	UNP A0A0H3BZR0
Rb	86	GLN	HIS	conflict	UNP A0A0H3BZR0
Rb	142	ILE	VAL	conflict	UNP A0A0H3BZR0
Rc	86	GLN	HIS	conflict	UNP A0A0H3BZR0
Rc	142	ILE	VAL	conflict	UNP A0A0H3BZR0
Vs	86	GLN	HIS	conflict	UNP A0A0H3BZR0
Vs	142	ILE	VAL	conflict	UNP A0A0H3BZR0
Vt	86	GLN	HIS	conflict	UNP A0A0H3BZR0

Continued on next page...

Continued from previous page...

Chain	Residue	Modelled	Actual	Comment	Reference
Vt	142	ILE	VAL	conflict	UNP A0A0H3BZR0
Vu	86	GLN	HIS	conflict	UNP A0A0H3BZR0
Vu	142	ILE	VAL	conflict	UNP A0A0H3BZR0
Vv	86	GLN	HIS	conflict	UNP A0A0H3BZR0
Vv	142	ILE	VAL	conflict	UNP A0A0H3BZR0
Vw	86	GLN	HIS	conflict	UNP A0A0H3BZR0
Vw	142	ILE	VAL	conflict	UNP A0A0H3BZR0
Vx	86	GLN	HIS	conflict	UNP A0A0H3BZR0
Vx	142	ILE	VAL	conflict	UNP A0A0H3BZR0
Vy	86	GLN	HIS	conflict	UNP A0A0H3BZR0
Vy	142	ILE	VAL	conflict	UNP A0A0H3BZR0
Vz	86	GLN	HIS	conflict	UNP A0A0H3BZR0
Vz	142	ILE	VAL	conflict	UNP A0A0H3BZR0
WA	86	GLN	HIS	conflict	UNP A0A0H3BZR0
WA	142	ILE	VAL	conflict	UNP A0A0H3BZR0
WB	86	GLN	HIS	conflict	UNP A0A0H3BZR0
WB	142	ILE	VAL	conflict	UNP A0A0H3BZR0
WC	86	GLN	HIS	conflict	UNP A0A0H3BZR0
WC	142	ILE	VAL	conflict	UNP A0A0H3BZR0
WD	86	GLN	HIS	conflict	UNP A0A0H3BZR0
WD	142	ILE	VAL	conflict	UNP A0A0H3BZR0
WE	86	GLN	HIS	conflict	UNP A0A0H3BZR0
WE	142	ILE	VAL	conflict	UNP A0A0H3BZR0
WF	86	GLN	HIS	conflict	UNP A0A0H3BZR0
WF	142	ILE	VAL	conflict	UNP A0A0H3BZR0
WG	86	GLN	HIS	conflict	UNP A0A0H3BZR0
WG	142	ILE	VAL	conflict	UNP A0A0H3BZR0
WH	86	GLN	HIS	conflict	UNP A0A0H3BZR0
WH	142	ILE	VAL	conflict	UNP A0A0H3BZR0
WI	86	GLN	HIS	conflict	UNP A0A0H3BZR0
WI	142	ILE	VAL	conflict	UNP A0A0H3BZR0
WJ	86	GLN	HIS	conflict	UNP A0A0H3BZR0
WJ	142	ILE	VAL	conflict	UNP A0A0H3BZR0
WK	86	GLN	HIS	conflict	UNP A0A0H3BZR0
WK	142	ILE	VAL	conflict	UNP A0A0H3BZR0
WL	86	GLN	HIS	conflict	UNP A0A0H3BZR0
WL	142	ILE	VAL	conflict	UNP A0A0H3BZR0
WM	86	GLN	HIS	conflict	UNP A0A0H3BZR0
WM	142	ILE	VAL	conflict	UNP A0A0H3BZR0
WN	86	GLN	HIS	conflict	UNP A0A0H3BZR0
WN	142	ILE	VAL	conflict	UNP A0A0H3BZR0
WO	86	GLN	HIS	conflict	UNP A0A0H3BZR0

Continued on next page...

Continued from previous page...

Chain	Residue	Modelled	Actual	Comment	Reference
WO	142	ILE	VAL	conflict	UNP A0A0H3BZR0
WP	86	GLN	HIS	conflict	UNP A0A0H3BZR0
WP	142	ILE	VAL	conflict	UNP A0A0H3BZR0
WQ	86	GLN	HIS	conflict	UNP A0A0H3BZR0
WQ	142	ILE	VAL	conflict	UNP A0A0H3BZR0
WR	86	GLN	HIS	conflict	UNP A0A0H3BZR0
WR	142	ILE	VAL	conflict	UNP A0A0H3BZR0

- Molecule 5 is a protein called Scaffold protein.

Mol	Chain	Residues	Atoms				AltConf	Trace
			Total	C	N	O		
5	DK	30	266	174	47	45	0	0
5	DL	37	315	203	55	57	0	0
5	DM	37	315	203	55	57	0	0
5	DN	37	315	203	55	57	0	0
5	DO	37	315	203	55	57	0	0
5	DP	37	315	203	55	57	0	0
5	DQ	37	315	203	55	57	0	0
5	DR	37	315	203	55	57	0	0
5	DS	37	315	203	55	57	0	0
5	DT	37	315	203	55	57	0	0
5	DU	37	315	203	55	57	0	0
5	DV	37	315	203	55	57	0	0
5	DW	30	266	174	47	45	0	0
5	DX	37	315	203	55	57	0	0
5	DY	37	315	203	55	57	0	0
5	DZ	37	315	203	55	57	0	0

Continued on next page...

Continued from previous page...

Mol	Chain	Residues	Atoms				AltConf	Trace
			Total	C	N	O		
5	Da	37	315	203	55	57	0	0
5	Db	37	315	203	55	57	0	0
5	Dc	37	315	203	55	57	0	0
5	Dd	30	266	174	47	45	0	0
5	De	37	315	203	55	57	0	0
5	Df	37	315	203	55	57	0	0
5	Dg	26	233	149	43	41	0	0
5	Dh	30	266	174	47	45	0	0
5	Di	30	266	174	47	45	0	0
5	Dj	30	266	174	47	45	0	0
5	Dk	30	266	174	47	45	0	0
5	Dl	37	315	203	55	57	0	0
5	Dm	29	255	165	46	44	0	0
5	Dn	37	315	203	55	57	0	0
5	Do	37	315	203	55	57	0	0
5	Dp	37	315	203	55	57	0	0
5	Dq	37	315	203	55	57	0	0
5	Dr	37	315	203	55	57	0	0
5	Ds	37	315	203	55	57	0	0
5	Dt	37	315	203	55	57	0	0
5	Du	37	315	203	55	57	0	0

Continued on next page...

Continued from previous page...

Mol	Chain	Residues	Atoms				AltConf	Trace
			Total	C	N	O		
5	Dv	37	315	203	55	57	0	0
			Total	C	N	O		
5	Dw	28	248	160	45	43	0	0
			Total	C	N	O		
5	Dx	37	315	203	55	57	0	0
			Total	C	N	O		
5	Dy	37	315	203	55	57	0	0
			Total	C	N	O		
5	Dz	37	315	203	55	57	0	0
			Total	C	N	O		
5	EA	26	233	149	43	41	0	0
			Total	C	N	O		
5	EB	29	255	165	46	44	0	0
			Total	C	N	O		
5	EC	26	233	149	43	41	0	0
			Total	C	N	O		
5	ED	29	255	165	46	44	0	0
			Total	C	N	O		
5	EE	37	315	203	55	57	0	0
			Total	C	N	O		
5	EF	26	233	149	43	41	0	0
			Total	C	N	O		
5	EG	37	315	203	55	57	0	0
			Total	C	N	O		
5	EH	29	255	165	46	44	0	0
			Total	C	N	O		
5	EI	30	266	174	47	45	0	0
			Total	C	N	O		
5	EJ	30	266	174	47	45	0	0
			Total	C	N	O		
5	EK	30	266	174	47	45	0	0
			Total	C	N	O		
5	EL	40	345	221	64	60	0	0
			Total	C	N	O		
5	EM	37	315	203	55	57	0	0
			Total	C	N	O		
5	EN	37	315	203	55	57	0	0
			Total	C	N	O		
5	EO	40	345	221	64	60	0	0
			Total	C	N	O		
5	EP	37	315	203	55	57	0	0

Continued on next page...

Continued from previous page...

Mol	Chain	Residues	Atoms				AltConf	Trace
			Total	C	N	O		
5	EQ	37	315	203	55	57	0	0
			Total	C	N	O		
5	ER	40	345	221	64	60	0	0
			Total	C	N	O		
5	ES	37	315	203	55	57	0	0
			Total	C	N	O		
5	ET	37	315	203	55	57	0	0
			Total	C	N	O		
5	EU	40	345	221	64	60	0	0
			Total	C	N	O		
5	EV	37	315	203	55	57	0	0
			Total	C	N	O		
5	EW	37	315	203	55	57	0	0
			Total	C	N	O		
5	EX	37	315	203	55	57	0	0
			Total	C	N	O		
5	EY	40	345	221	64	60	0	0
			Total	C	N	O		
5	EZ	37	315	203	55	57	0	0
			Total	C	N	O		
5	Ea	40	345	221	64	60	0	0
			Total	C	N	O		
5	Eb	37	315	203	55	57	0	0
			Total	C	N	O		
5	Ec	37	315	203	55	57	0	0
			Total	C	N	O		
5	Ed	40	345	221	64	60	0	0
			Total	C	N	O		
5	Ee	37	315	203	55	57	0	0
			Total	C	N	O		
5	Ef	37	315	203	55	57	0	0
			Total	C	N	O		
5	Eg	40	345	221	64	60	0	0
			Total	C	N	O		
5	Eh	37	315	203	55	57	0	0
			Total	C	N	O		
5	Ei	37	315	203	55	57	0	0
			Total	C	N	O		
5	Ej	40	345	221	64	60	0	0
			Total	C	N	O		
5	Ek	37	315	203	55	57	0	0

Continued on next page...

Continued from previous page...

Mol	Chain	Residues	Atoms				AltConf	Trace
			Total	C	N	O		
5	El	37	315	203	55	57	0	0
			Total	C	N	O		
5	Em	37	315	203	55	57	0	0
			Total	C	N	O		
5	En	40	345	221	64	60	0	0
			Total	C	N	O		
5	Eo	37	315	203	55	57	0	0
			Total	C	N	O		
5	Hz	30	266	174	47	45	0	0
			Total	C	N	O		
5	IA	37	315	203	55	57	0	0
			Total	C	N	O		
5	IB	37	315	203	55	57	0	0
			Total	C	N	O		
5	IC	37	315	203	55	57	0	0
			Total	C	N	O		
5	ID	37	315	203	55	57	0	0
			Total	C	N	O		
5	IE	37	315	203	55	57	0	0
			Total	C	N	O		
5	IF	37	315	203	55	57	0	0
			Total	C	N	O		
5	IG	37	315	203	55	57	0	0
			Total	C	N	O		
5	IH	37	315	203	55	57	0	0
			Total	C	N	O		
5	II	37	315	203	55	57	0	0
			Total	C	N	O		
5	IJ	37	315	203	55	57	0	0
			Total	C	N	O		
5	IK	37	315	203	55	57	0	0
			Total	C	N	O		
5	IL	30	266	174	47	45	0	0
			Total	C	N	O		
5	IM	37	315	203	55	57	0	0
			Total	C	N	O		
5	IN	37	315	203	55	57	0	0
			Total	C	N	O		
5	IO	37	315	203	55	57	0	0
			Total	C	N	O		
5	IP	37	315	203	55	57	0	0

Continued on next page...

Continued from previous page...

Mol	Chain	Residues	Atoms				AltConf	Trace
			Total	C	N	O		
5	IQ	37	315	203	55	57	0	0
			Total	C	N	O		
5	IR	37	315	203	55	57	0	0
			Total	C	N	O		
5	IS	30	266	174	47	45	0	0
			Total	C	N	O		
5	IT	37	315	203	55	57	0	0
			Total	C	N	O		
5	IU	26	233	149	43	41	0	0
			Total	C	N	O		
5	IV	37	315	203	55	57	0	0
			Total	C	N	O		
5	IW	30	266	174	47	45	0	0
			Total	C	N	O		
5	IX	30	266	174	47	45	0	0
			Total	C	N	O		
5	IY	30	266	174	47	45	0	0
			Total	C	N	O		
5	IZ	30	266	174	47	45	0	0
			Total	C	N	O		
5	Ia	37	315	203	55	57	0	0
			Total	C	N	O		
5	Ib	29	255	165	46	44	0	0
			Total	C	N	O		
5	Ic	37	315	203	55	57	0	0
			Total	C	N	O		
5	Id	37	315	203	55	57	0	0
			Total	C	N	O		
5	Ie	37	315	203	55	57	0	0
			Total	C	N	O		
5	If	37	315	203	55	57	0	0
			Total	C	N	O		
5	Ig	37	315	203	55	57	0	0
			Total	C	N	O		
5	Ih	37	315	203	55	57	0	0
			Total	C	N	O		
5	Ii	37	315	203	55	57	0	0
			Total	C	N	O		
5	Ij	37	315	203	55	57	0	0
			Total	C	N	O		
5	Ik	37	315	203	55	57	0	0

Continued on next page...

Continued from previous page...

Mol	Chain	Residues	Atoms				AltConf	Trace
			Total	C	N	O		
5	Il	28	248	160	45	43	0	0
			Total	C	N	O		
5	Im	37	315	203	55	57	0	0
			Total	C	N	O		
5	In	37	315	203	55	57	0	0
			Total	C	N	O		
5	Io	37	315	203	55	57	0	0
			Total	C	N	O		
5	Ip	26	233	149	43	41	0	0
			Total	C	N	O		
5	Iq	29	255	165	46	44	0	0
			Total	C	N	O		
5	Ir	26	233	149	43	41	0	0
			Total	C	N	O		
5	Is	29	255	165	46	44	0	0
			Total	C	N	O		
5	It	37	315	203	55	57	0	0
			Total	C	N	O		
5	Iu	37	315	203	55	57	0	0
			Total	C	N	O		
5	Iv	37	315	203	55	57	0	0
			Total	C	N	O		
5	Iw	29	255	165	46	44	0	0
			Total	C	N	O		
5	Ix	30	266	174	47	45	0	0
			Total	C	N	O		
5	Iy	30	266	174	47	45	0	0
			Total	C	N	O		
5	Iz	30	266	174	47	45	0	0
			Total	C	N	O		
5	JA	40	345	221	64	60	0	0
			Total	C	N	O		
5	JB	37	315	203	55	57	0	0
			Total	C	N	O		
5	JC	37	315	203	55	57	0	0
			Total	C	N	O		
5	JD	40	345	221	64	60	0	0
			Total	C	N	O		
5	JE	37	315	203	55	57	0	0
			Total	C	N	O		
5	JF	37	315	203	55	57	0	0

Continued on next page...

Continued from previous page...

Mol	Chain	Residues	Atoms				AltConf	Trace
			Total	C	N	O		
5	JG	40	345	221	64	60	0	0
5	JH	37	315	203	55	57	0	0
5	JI	37	315	203	55	57	0	0
5	JJ	40	345	221	64	60	0	0
5	JK	37	315	203	55	57	0	0
5	JL	37	315	203	55	57	0	0
5	JM	37	315	203	55	57	0	0
5	JN	40	345	221	64	60	0	0
5	JO	37	315	203	55	57	0	0
5	JP	29	263	167	52	44	0	0
5	JQ	37	315	203	55	57	0	0
5	JR	37	315	203	55	57	0	0
5	JS	40	345	221	64	60	0	0
5	JT	37	315	203	55	57	0	0
5	JU	37	315	203	55	57	0	0
5	JV	40	345	221	64	60	0	0
5	JW	37	315	203	55	57	0	0
5	JX	37	315	203	55	57	0	0
5	JY	40	345	221	64	60	0	0
5	JZ	37	315	203	55	57	0	0
5	Ja	37	315	203	55	57	0	0

Continued on next page...

Continued from previous page...

Mol	Chain	Residues	Atoms				AltConf	Trace
			Total	C	N	O		
5	Jb	37	315	203	55	57	0	0
			Total	C	N	O		
5	Jc	40	345	221	64	60	0	0
			Total	C	N	O		
5	Jd	37	315	203	55	57	0	0
			Total	C	N	O		
5	Mo	30	266	174	47	45	0	0
			Total	C	N	O		
5	Mp	37	315	203	55	57	0	0
			Total	C	N	O		
5	Mq	37	315	203	55	57	0	0
			Total	C	N	O		
5	Mr	37	315	203	55	57	0	0
			Total	C	N	O		
5	Ms	37	315	203	55	57	0	0
			Total	C	N	O		
5	Mt	37	315	203	55	57	0	0
			Total	C	N	O		
5	Mu	37	315	203	55	57	0	0
			Total	C	N	O		
5	Mv	37	315	203	55	57	0	0
			Total	C	N	O		
5	Mw	37	315	203	55	57	0	0
			Total	C	N	O		
5	Mx	37	315	203	55	57	0	0
			Total	C	N	O		
5	My	37	315	203	55	57	0	0
			Total	C	N	O		
5	Mz	37	315	203	55	57	0	0
			Total	C	N	O		
5	NA	30	266	174	47	45	0	0
			Total	C	N	O		
5	NB	37	315	203	55	57	0	0
			Total	C	N	O		
5	NC	37	315	203	55	57	0	0
			Total	C	N	O		
5	ND	37	315	203	55	57	0	0
			Total	C	N	O		
5	NE	37	315	203	55	57	0	0
			Total	C	N	O		
5	NF	37	315	203	55	57	0	0

Continued on next page...

Continued from previous page...

Mol	Chain	Residues	Atoms				AltConf	Trace
			Total	C	N	O		
5	NG	37	315	203	55	57	0	0
			Total	C	N	O		
5	NH	30	266	174	47	45	0	0
			Total	C	N	O		
5	NI	37	315	203	55	57	0	0
			Total	C	N	O		
5	NJ	37	315	203	55	57	0	0
			Total	C	N	O		
5	NK	37	315	203	55	57	0	0
			Total	C	N	O		
5	NL	30	266	174	47	45	0	0
			Total	C	N	O		
5	NM	30	266	174	47	45	0	0
			Total	C	N	O		
5	NN	30	266	174	47	45	0	0
			Total	C	N	O		
5	NO	30	266	174	47	45	0	0
			Total	C	N	O		
5	NP	37	315	203	55	57	0	0
			Total	C	N	O		
5	NQ	29	255	165	46	44	0	0
			Total	C	N	O		
5	NR	37	315	203	55	57	0	0
			Total	C	N	O		
5	NS	37	315	203	55	57	0	0
			Total	C	N	O		
5	NT	37	315	203	55	57	0	0
			Total	C	N	O		
5	NU	37	315	203	55	57	0	0
			Total	C	N	O		
5	NV	37	315	203	55	57	0	0
			Total	C	N	O		
5	NW	37	315	203	55	57	0	0
			Total	C	N	O		
5	NX	37	315	203	55	57	0	0
			Total	C	N	O		
5	NY	37	315	203	55	57	0	0
			Total	C	N	O		
5	NZ	37	315	203	55	57	0	0
			Total	C	N	O		
5	Na	28	248	160	45	43	0	0

Continued on next page...

Continued from previous page...

Mol	Chain	Residues	Atoms				AltConf	Trace
			Total	C	N	O		
5	Nb	37	315	203	55	57	0	0
5	Nc	37	315	203	55	57	0	0
5	Nd	37	315	203	55	57	0	0
5	Ne	37	315	203	55	57	0	0
5	Nf	29	255	165	46	44	0	0
5	Ng	37	315	203	55	57	0	0
5	Nh	29	255	165	46	44	0	0
5	Ni	37	315	203	55	57	0	0
5	Nj	37	315	203	55	57	0	0
5	Nk	37	315	203	55	57	0	0
5	Nl	29	255	165	46	44	0	0
5	Nm	30	266	174	47	45	0	0
5	Nn	30	266	174	47	45	0	0
5	No	30	266	174	47	45	0	0
5	Np	29	263	167	52	44	0	0
5	Nq	37	315	203	55	57	0	0
5	Nr	37	315	203	55	57	0	0
5	Ns	40	345	221	64	60	0	0
5	Nt	37	315	203	55	57	0	0
5	Nu	37	315	203	55	57	0	0
5	Nv	40	345	221	64	60	0	0

Continued on next page...

Continued from previous page...

Mol	Chain	Residues	Atoms				AltConf	Trace
			Total	C	N	O		
5	Nw	37	315	203	55	57	0	0
5	Nx	37	315	203	55	57	0	0
5	Ny	40	345	221	64	60	0	0
5	Nz	37	315	203	55	57	0	0
5	OA	26	233	149	43	41	0	0
5	OB	37	315	203	55	57	0	0
5	OC	40	345	221	64	60	0	0
5	OD	37	315	203	55	57	0	0
5	OE	40	345	221	64	60	0	0
5	OF	37	315	203	55	57	0	0
5	OG	37	315	203	55	57	0	0
5	OH	40	345	221	64	60	0	0
5	OI	37	315	203	55	57	0	0
5	OJ	37	315	203	55	57	0	0
5	OK	40	345	221	64	60	0	0
5	OL	37	315	203	55	57	0	0
5	OM	37	315	203	55	57	0	0
5	ON	40	345	221	64	60	0	0
5	OO	37	315	203	55	57	0	0
5	OP	37	315	203	55	57	0	0
5	OQ	37	315	203	55	57	0	0

Continued on next page...

Continued from previous page...

Mol	Chain	Residues	Atoms				AltConf	Trace
			Total	C	N	O		
5	OR	40	345	221	64	60	0	0
			Total	C	N	O		
5	OS	37	315	203	55	57	0	0
			Total	C	N	O		
5	Rd	30	266	174	47	45	0	0
			Total	C	N	O		
5	Re	37	315	203	55	57	0	0
			Total	C	N	O		
5	Rf	37	315	203	55	57	0	0
			Total	C	N	O		
5	Rg	37	315	203	55	57	0	0
			Total	C	N	O		
5	Rh	37	315	203	55	57	0	0
			Total	C	N	O		
5	Ri	37	315	203	55	57	0	0
			Total	C	N	O		
5	Rj	37	315	203	55	57	0	0
			Total	C	N	O		
5	Rk	37	315	203	55	57	0	0
			Total	C	N	O		
5	Rl	37	315	203	55	57	0	0
			Total	C	N	O		
5	Rm	37	315	203	55	57	0	0
			Total	C	N	O		
5	Rn	37	315	203	55	57	0	0
			Total	C	N	O		
5	Ro	37	315	203	55	57	0	0
			Total	C	N	O		
5	Rp	30	266	174	47	45	0	0
			Total	C	N	O		
5	Rq	37	315	203	55	57	0	0
			Total	C	N	O		
5	Rr	37	315	203	55	57	0	0
			Total	C	N	O		
5	Rs	37	315	203	55	57	0	0
			Total	C	N	O		
5	Rt	37	315	203	55	57	0	0
			Total	C	N	O		
5	Ru	37	315	203	55	57	0	0
			Total	C	N	O		
5	Rv	37	315	203	55	57	0	0

Continued on next page...

Continued from previous page...

Mol	Chain	Residues	Atoms				AltConf	Trace
			Total	C	N	O		
5	Rw	30	266	174	47	45	0	0
5	Rx	37	315	203	55	57	0	0
5	Ry	37	315	203	55	57	0	0
5	Rz	37	315	203	55	57	0	0
5	SA	30	266	174	47	45	0	0
5	SB	30	266	174	47	45	0	0
5	SC	30	266	174	47	45	0	0
5	SD	30	266	174	47	45	0	0
5	SE	37	315	203	55	57	0	0
5	SF	29	255	165	46	44	0	0
5	SG	37	315	203	55	57	0	0
5	SH	37	315	203	55	57	0	0
5	SI	37	315	203	55	57	0	0
5	SJ	37	315	203	55	57	0	0
5	SK	37	315	203	55	57	0	0
5	SL	37	315	203	55	57	0	0
5	SM	37	315	203	55	57	0	0
5	SN	37	315	203	55	57	0	0
5	SO	37	315	203	55	57	0	0
5	SP	28	248	160	45	43	0	0
5	SQ	37	315	203	55	57	0	0

Continued on next page...

Continued from previous page...

Mol	Chain	Residues	Atoms				AltConf	Trace
			Total	C	N	O		
5	SR	37	315	203	55	57	0	0
			Total	C	N	O		
5	SS	37	315	203	55	57	0	0
			Total	C	N	O		
5	ST	37	315	203	55	57	0	0
			Total	C	N	O		
5	SU	29	255	165	46	44	0	0
			Total	C	N	O		
5	SV	37	315	203	55	57	0	0
			Total	C	N	O		
5	SW	29	255	165	46	44	0	0
			Total	C	N	O		
5	SX	37	315	203	55	57	0	0
			Total	C	N	O		
5	SY	26	233	149	43	41	0	0
			Total	C	N	O		
5	SZ	37	315	203	55	57	0	0
			Total	C	N	O		
5	Sa	29	255	165	46	44	0	0
			Total	C	N	O		
5	Sb	30	266	174	47	45	0	0
			Total	C	N	O		
5	Sc	30	266	174	47	45	0	0
			Total	C	N	O		
5	Sd	30	266	174	47	45	0	0
			Total	C	N	O		
5	Se	40	345	221	64	60	0	0
			Total	C	N	O		
5	Sf	37	315	203	55	57	0	0
			Total	C	N	O		
5	Sg	37	315	203	55	57	0	0
			Total	C	N	O		
5	Sh	40	345	221	64	60	0	0
			Total	C	N	O		
5	Si	37	315	203	55	57	0	0
			Total	C	N	O		
5	Sj	37	315	203	55	57	0	0
			Total	C	N	O		
5	Sk	40	345	221	64	60	0	0
			Total	C	N	O		
5	Sl	37	315	203	55	57	0	0

Continued on next page...

Continued from previous page...

Mol	Chain	Residues	Atoms				AltConf	Trace
			Total	C	N	O		
5	Sm	37	315	203	55	57	0	0
5	Sn	40	345	221	64	60	0	0
5	So	37	315	203	55	57	0	0
5	Sp	26	233	149	43	41	0	0
5	Sq	37	315	203	55	57	0	0
5	Sr	40	345	221	64	60	0	0
5	Ss	37	315	203	55	57	0	0
5	St	40	345	221	64	60	0	0
5	Su	37	315	203	55	57	0	0
5	Sv	37	315	203	55	57	0	0
5	Sw	40	345	221	64	60	0	0
5	Sx	37	315	203	55	57	0	0
5	Sy	37	315	203	55	57	0	0
5	Sz	40	345	221	64	60	0	0
5	TA	37	315	203	55	57	0	0
5	TB	37	315	203	55	57	0	0
5	TC	40	345	221	64	60	0	0
5	TD	37	315	203	55	57	0	0
5	TE	37	315	203	55	57	0	0
5	TF	37	315	203	55	57	0	0
5	TG	40	345	221	64	60	0	0

Continued on next page...

Continued from previous page...

Mol	Chain	Residues	Atoms				AltConf	Trace
			Total	C	N	O		
5	TH	37	315	203	55	57	0	0
			Total	C	N	O		
5	WS	30	266	174	47	45	0	0
			Total	C	N	O		
5	WT	37	315	203	55	57	0	0
			Total	C	N	O		
5	WU	37	315	203	55	57	0	0
			Total	C	N	O		
5	WV	37	315	203	55	57	0	0
			Total	C	N	O		
5	WW	37	315	203	55	57	0	0
			Total	C	N	O		
5	WX	37	315	203	55	57	0	0
			Total	C	N	O		
5	WY	37	315	203	55	57	0	0
			Total	C	N	O		
5	WZ	37	315	203	55	57	0	0
			Total	C	N	O		
5	Wa	37	315	203	55	57	0	0
			Total	C	N	O		
5	Wb	37	315	203	55	57	0	0
			Total	C	N	O		
5	Wc	37	315	203	55	57	0	0
			Total	C	N	O		
5	Wd	37	315	203	55	57	0	0
			Total	C	N	O		
5	We	30	266	174	47	45	0	0
			Total	C	N	O		
5	Wf	37	315	203	55	57	0	0
			Total	C	N	O		
5	Wg	37	315	203	55	57	0	0
			Total	C	N	O		
5	Wh	37	315	203	55	57	0	0
			Total	C	N	O		
5	Wi	37	315	203	55	57	0	0
			Total	C	N	O		
5	Wj	37	315	203	55	57	0	0
			Total	C	N	O		
5	Wk	37	315	203	55	57	0	0
			Total	C	N	O		
5	Wl	30	266	174	47	45	0	0

Continued on next page...

Continued from previous page...

Mol	Chain	Residues	Atoms				AltConf	Trace
			Total	C	N	O		
5	Wm	37	315	203	55	57	0	0
5	Wn	37	315	203	55	57	0	0
5	Wo	37	315	203	55	57	0	0
5	Wp	30	266	174	47	45	0	0
5	Wq	30	266	174	47	45	0	0
5	Wr	30	266	174	47	45	0	0
5	Ws	30	266	174	47	45	0	0
5	Wt	37	315	203	55	57	0	0
5	Wu	29	255	165	46	44	0	0
5	Wv	37	315	203	55	57	0	0
5	Ww	37	315	203	55	57	0	0
5	Wx	37	315	203	55	57	0	0
5	Wy	37	315	203	55	57	0	0
5	Wz	37	315	203	55	57	0	0
5	XA	37	315	203	55	57	0	0
5	XB	37	315	203	55	57	0	0
5	XC	37	315	203	55	57	0	0
5	XD	37	315	203	55	57	0	0
5	XE	28	248	160	45	43	0	0
5	XF	37	315	203	55	57	0	0
5	XG	37	315	203	55	57	0	0

Continued on next page...

Continued from previous page...

Mol	Chain	Residues	Atoms				AltConf	Trace
			Total	C	N	O		
5	XH	37	315	203	55	57	0	0
			Total	C	N	O		
5	XI	37	315	203	55	57	0	0
			Total	C	N	O		
5	XJ	29	255	165	46	44	0	0
			Total	C	N	O		
5	XK	37	315	203	55	57	0	0
			Total	C	N	O		
5	XL	29	255	165	46	44	0	0
			Total	C	N	O		
5	XM	37	315	203	55	57	0	0
			Total	C	N	O		
5	XN	37	315	203	55	57	0	0
			Total	C	N	O		
5	XO	37	315	203	55	57	0	0
			Total	C	N	O		
5	XP	29	255	165	46	44	0	0
			Total	C	N	O		
5	XQ	30	266	174	47	45	0	0
			Total	C	N	O		
5	XR	30	266	174	47	45	0	0
			Total	C	N	O		
5	XS	30	266	174	47	45	0	0
			Total	C	N	O		
5	XT	40	345	221	64	60	0	0
			Total	C	N	O		
5	XU	37	315	203	55	57	0	0
			Total	C	N	O		
5	XV	37	315	203	55	57	0	0
			Total	C	N	O		
5	XW	40	345	221	64	60	0	0
			Total	C	N	O		
5	XX	37	315	203	55	57	0	0
			Total	C	N	O		
5	XY	37	315	203	55	57	0	0
			Total	C	N	O		
5	XZ	40	345	221	64	60	0	0
			Total	C	N	O		
5	Xa	37	315	203	55	57	0	0
			Total	C	N	O		
5	Xb	37	315	203	55	57	0	0

Continued on next page...

Continued from previous page...

Mol	Chain	Residues	Atoms				AltConf	Trace
			Total	C	N	O		
5	Xc	40	345	221	64	60	0	0
			Total	C	N	O		
5	Xd	37	315	203	55	57	0	0
			Total	C	N	O		
5	Xe	37	315	203	55	57	0	0
			Total	C	N	O		
5	Xf	37	315	203	55	57	0	0
			Total	C	N	O		
5	Xg	40	345	221	64	60	0	0
			Total	C	N	O		
5	Xh	37	315	203	55	57	0	0
			Total	C	N	O		
5	Xi	40	345	221	64	60	0	0
			Total	C	N	O		
5	Xj	37	315	203	55	57	0	0
			Total	C	N	O		
5	Xk	37	315	203	55	57	0	0
			Total	C	N	O		
5	Xl	40	345	221	64	60	0	0
			Total	C	N	O		
5	Xm	37	315	203	55	57	0	0
			Total	C	N	O		
5	Xn	37	315	203	55	57	0	0
			Total	C	N	O		
5	Xo	40	345	221	64	60	0	0
			Total	C	N	O		
5	Xp	37	315	203	55	57	0	0
			Total	C	N	O		
5	Xq	37	315	203	55	57	0	0
			Total	C	N	O		
5	Xr	40	345	221	64	60	0	0
			Total	C	N	O		
5	Xs	37	315	203	55	57	0	0
			Total	C	N	O		
5	Xt	37	315	203	55	57	0	0
			Total	C	N	O		
5	Xu	37	315	203	55	57	0	0
			Total	C	N	O		
5	Xv	40	345	221	64	60	0	0
			Total	C	N	O		
5	Xw	37	315	203	55	57	0	0

Continued on next page...

Continued from previous page...

Mol	Chain	Residues	Atoms					AltConf	Trace
			Total	C	N	O	S		
5	YJ	111	904	572	163	168	1	0	0
			Total	C	N	O	S		
5	YK	111	904	572	163	168	1	0	0
			Total	C	N	O	S		
5	YL	89	717	458	129	129	1	0	0
			Total	C	N	O	S		
5	YM	89	717	458	129	129	1	0	0
			Total	C	N	O	S		
5	YN	111	904	572	163	168	1	0	0
			Total	C	N	O	S		
5	YO	89	717	458	129	129	1	0	0
			Total	C	N	O	S		
5	YP	111	904	572	163	168	1	0	0
			Total	C	N	O	S		
5	YQ	111	904	572	163	168	1	0	0
			Total	C	N	O	S		
5	YR	111	904	572	163	168	1	0	0
			Total	C	N	O	S		
5	YS	89	717	458	129	129	1	0	0
			Total	C	N	O	S		
5	YT	111	904	572	163	168	1	0	0
			Total	C	N	O	S		
5	YU	111	904	572	163	168	1	0	0
			Total	C	N	O	S		
5	YV	111	904	572	163	168	1	0	0
			Total	C	N	O	S		
5	YW	97	790	501	143	145	1	0	0
			Total	C	N	O	S		
5	YX	111	904	572	163	168	1	0	0
			Total	C	N	O	S		
5	YY	97	790	501	143	145	1	0	0
			Total	C	N	O	S		
5	YZ	111	904	572	163	168	1	0	0
			Total	C	N	O	S		
5	Ya	111	904	572	163	168	1	0	0
			Total	C	N	O	S		
5	Yb	97	790	501	143	145	1	0	0
			Total	C	N	O	S		
5	Yc	111	904	572	163	168	1	0	0
			Total	C	N	O	S		
5	Yd	97	790	501	143	145	1	0	0

Continued on next page...

Continued from previous page...

Mol	Chain	Residues	Atoms					AltConf	Trace
			Total	C	N	O	S		
5	Ye	111	904	572	163	168	1	0	0
			Total	C	N	O	S		
5	Yf	97	790	501	143	145	1	0	0
			Total	C	N	O	S		
5	Yg	111	904	572	163	168	1	0	0
			Total	C	N	O	S		
5	Yh	111	904	572	163	168	1	0	0
			Total	C	N	O	S		
5	Yi	97	790	501	143	145	1	0	0
			Total	C	N	O	S		
5	Yj	111	904	572	163	168	1	0	0
			Total	C	N	O	S		
5	Yk	111	904	572	163	168	1	0	0
			Total	C	N	O	S		
5	Yl	97	790	501	143	145	1	0	0
			Total	C	N	O	S		
5	Ym	111	904	572	163	168	1	0	0
			Total	C	N	O	S		
5	Yn	97	790	501	143	145	1	0	0
			Total	C	N	O	S		
5	Yo	111	904	572	163	168	1	0	0
			Total	C	N	O	S		
5	Yp	97	790	501	143	145	1	0	0
			Total	C	N	O	S		
5	Yq	111	904	572	163	168	1	0	0
			Total	C	N	O	S		
5	Yr	97	790	501	143	145	1	0	0
			Total	C	N	O	S		
5	Ys	111	904	572	163	168	1	0	0
			Total	C	N	O	S		
5	Yt	97	790	501	143	145	1	0	0
			Total	C	N	O	S		
5	Yu	111	904	572	163	168	1	0	0
			Total	C	N	O	S		
5	Yv	97	790	501	143	145	1	0	0
			Total	C	N	O	S		
5	Yw	111	904	572	163	168	1	0	0
			Total	C	N	O	S		
5	Yx	97	790	501	143	145	1	0	0
			Total	C	N	O	S		
5	Yy	111	904	572	163	168	1	0	0

Continued on next page...

Continued from previous page...

Mol	Chain	Residues	Atoms					AltConf	Trace
			Total	C	N	O	S		
5	Yz	97	790	501	143	145	1	0	0
			Total	C	N	O	S		
5	ZA	111	904	572	163	168	1	0	0
			Total	C	N	O	S		
5	ZB	97	790	501	143	145	1	0	0
			Total	C	N	O	S		
5	ZC	111	904	572	163	168	1	0	0
			Total	C	N	O	S		
5	ZD	97	790	501	143	145	1	0	0
			Total	C	N	O	S		
5	ZE	111	904	572	163	168	1	0	0
			Total	C	N	O	S		
5	ZF	97	790	501	143	145	1	0	0
			Total	C	N	O	S		
5	ZG	111	904	572	163	168	1	0	0
			Total	C	N	O	S		
5	ZH	97	790	501	143	145	1	0	0
			Total	C	N	O	S		
5	ZI	111	904	572	163	168	1	0	0
			Total	C	N	O	S		
5	ZJ	97	790	501	143	145	1	0	0
			Total	C	N	O	S		
5	ZK	111	904	572	163	168	1	0	0
			Total	C	N	O	S		
5	ZL	97	790	501	143	145	1	0	0
			Total	C	N	O	S		
5	ZM	111	904	572	163	168	1	0	0
			Total	C	N	O	S		
5	ZN	97	790	501	143	145	1	0	0
			Total	C	N	O	S		
5	ZO	111	904	572	163	168	1	0	0
			Total	C	N	O	S		
5	ZP	93	754	477	135	141	1	0	0
			Total	C	N	O	S		
5	ZQ	111	904	572	163	168	1	0	0
			Total	C	N	O	S		
5	ZR	97	790	501	143	145	1	0	0
			Total	C	N	O	S		
5	ZS	111	904	572	163	168	1	0	0
			Total	C	N	O	S		
5	ZT	97	790	501	143	145	1	0	0

Continued on next page...

Continued from previous page...

Mol	Chain	Residues	Atoms					AltConf	Trace
			Total	C	N	O	S		
5	ZU	111	904	572	163	168	1	0	0
			Total	C	N	O	S		
5	ZV	97	790	501	143	145	1	0	0
			Total	C	N	O	S		
5	ZW	111	904	572	163	168	1	0	0
			Total	C	N	O	S		
5	ZX	97	790	501	143	145	1	0	0
			Total	C	N	O	S		
5	ZY	111	904	572	163	168	1	0	0
			Total	C	N	O	S		
5	ZZ	97	790	501	143	145	1	0	0
			Total	C	N	O	S		
5	Za	111	904	572	163	168	1	0	0
			Total	C	N	O	S		
5	Zb	97	790	501	143	145	1	0	0
			Total	C	N	O	S		
5	Zc	111	904	572	163	168	1	0	0
			Total	C	N	O	S		
5	Zd	97	790	501	143	145	1	0	0
			Total	C	N	O	S		
5	Ze	111	904	572	163	168	1	0	0
			Total	C	N	O	S		
5	Zf	97	790	501	143	145	1	0	0
			Total	C	N	O	S		
5	Zg	111	904	572	163	168	1	0	0
			Total	C	N	O	S		
5	Zh	97	790	501	143	145	1	0	0
			Total	C	N	O	S		
5	Zi	111	904	572	163	168	1	0	0
			Total	C	N	O	S		
5	Zj	97	790	501	143	145	1	0	0
			Total	C	N	O	S		
5	Zk	111	904	572	163	168	1	0	0
			Total	C	N	O	S		
5	Zl	97	790	501	143	145	1	0	0
			Total	C	N	O	S		
5	Zm	111	904	572	163	168	1	0	0
			Total	C	N	O	S		
5	Zn	97	790	501	143	145	1	0	0
			Total	C	N	O	S		
5	Zo	111	904	572	163	168	1	0	0

Continued on next page...

Continued from previous page...

Mol	Chain	Residues	Atoms					AltConf	Trace
			Total	C	N	O	S		
5	Zp	97	790	501	143	145	1	0	0
			Total	C	N	O	S		
5	Zq	111	904	572	163	168	1	0	0
			Total	C	N	O	S		
5	Zr	97	790	501	143	145	1	0	0
			Total	C	N	O	S		
5	Zs	111	904	572	163	168	1	0	0
			Total	C	N	O	S		
5	Zt	97	790	501	143	145	1	0	0
			Total	C	N	O	S		
5	Zu	111	904	572	163	168	1	0	0
			Total	C	N	O	S		
5	Zv	97	790	501	143	145	1	0	0
			Total	C	N	O	S		
5	Zw	111	904	572	163	168	1	0	0
			Total	C	N	O	S		
5	Zx	97	790	501	143	145	1	0	0
			Total	C	N	O	S		
5	Zy	111	904	572	163	168	1	0	0
			Total	C	N	O	S		
5	Zz	97	790	501	143	145	1	0	0
			Total	C	N	O	S		
5	aA	111	904	572	163	168	1	0	0
			Total	C	N	O	S		
5	aB	97	790	501	143	145	1	0	0
			Total	C	N	O	S		
5	aC	111	904	572	163	168	1	0	0
			Total	C	N	O	S		
5	aD	97	790	501	143	145	1	0	0
			Total	C	N	O	S		
5	aE	111	904	572	163	168	1	0	0
			Total	C	N	O	S		
5	aF	97	790	501	143	145	1	0	0
			Total	C	N	O	S		
5	aG	111	904	572	163	168	1	0	0
			Total	C	N	O	S		
5	aH	97	790	501	143	145	1	0	0
			Total	C	N	O	S		
5	aI	111	904	572	163	168	1	0	0
			Total	C	N	O	S		
5	aJ	97	790	501	143	145	1	0	0

Continued on next page...

Continued from previous page...

Mol	Chain	Residues	Atoms					AltConf	Trace
			Total	C	N	O	S		
5	aK	111	904	572	163	168	1	0	0
			Total	C	N	O	S		
5	aL	97	790	501	143	145	1	0	0
			Total	C	N	O	S		
5	aM	111	904	572	163	168	1	0	0
			Total	C	N	O	S		
5	aN	97	790	501	143	145	1	0	0
			Total	C	N	O	S		
5	aO	111	904	572	163	168	1	0	0
			Total	C	N	O	S		
5	aP	97	790	501	143	145	1	0	0
			Total	C	N	O	S		
5	aQ	111	904	572	163	168	1	0	0
			Total	C	N	O	S		
5	aR	97	790	501	143	145	1	0	0
			Total	C	N	O	S		
5	aS	111	904	572	163	168	1	0	0
			Total	C	N	O	S		
5	aT	97	790	501	143	145	1	0	0
			Total	C	N	O	S		
5	aU	111	904	572	163	168	1	0	0
			Total	C	N	O	S		
5	aV	97	790	501	143	145	1	0	0
			Total	C	N	O	S		
5	aW	111	904	572	163	168	1	0	0
			Total	C	N	O	S		
5	aX	97	790	501	143	145	1	0	0
			Total	C	N	O	S		
5	aY	111	904	572	163	168	1	0	0
			Total	C	N	O	S		
5	aZ	97	790	501	143	145	1	0	0
			Total	C	N	O	S		
5	aa	111	904	572	163	168	1	0	0
			Total	C	N	O	S		
5	ab	97	790	501	143	145	1	0	0
			Total	C	N	O	S		
5	ac	111	904	572	163	168	1	0	0
			Total	C	N	O	S		
5	ad	97	790	501	143	145	1	0	0
			Total	C	N	O	S		
5	ae	111	904	572	163	168	1	0	0

Continued on next page...

Continued from previous page...

Mol	Chain	Residues	Atoms					AltConf	Trace
			Total	C	N	O	S		
5	af	97	790	501	143	145	1	0	0
			Total	C	N	O	S		
5	ag	111	904	572	163	168	1	0	0
			Total	C	N	O	S		
5	ah	97	790	501	143	145	1	0	0
			Total	C	N	O	S		
5	ai	111	904	572	163	168	1	0	0
			Total	C	N	O	S		
5	aj	97	790	501	143	145	1	0	0
			Total	C	N	O	S		
5	ak	111	904	572	163	168	1	0	0
			Total	C	N	O	S		
5	al	97	790	501	143	145	1	0	0
			Total	C	N	O	S		
5	am	111	904	572	163	168	1	0	0
			Total	C	N	O	S		
5	an	97	790	501	143	145	1	0	0
			Total	C	N	O	S		
5	ao	111	904	572	163	168	1	0	0
			Total	C	N	O	S		
5	ap	97	790	501	143	145	1	0	0
			Total	C	N	O	S		
5	aq	111	904	572	163	168	1	0	0
			Total	C	N	O	S		
5	ar	97	790	501	143	145	1	0	0
			Total	C	N	O	S		
5	as	111	904	572	163	168	1	0	0
			Total	C	N	O	S		
5	at	97	790	501	143	145	1	0	0
			Total	C	N	O	S		
5	au	111	904	572	163	168	1	0	0
			Total	C	N	O	S		
5	av	97	790	501	143	145	1	0	0
			Total	C	N	O	S		
5	aw	111	904	572	163	168	1	0	0
			Total	C	N	O	S		
5	ax	97	790	501	143	145	1	0	0
			Total	C	N	O	S		
5	ay	111	904	572	163	168	1	0	0
			Total	C	N	O	S		
5	az	97	790	501	143	145	1	0	0

Continued on next page...

Continued from previous page...

Mol	Chain	Residues	Atoms					AltConf	Trace
			Total	C	N	O	S		
5	bA	111	904	572	163	168	1	0	0
			Total	C	N	O	S		
5	bB	97	790	501	143	145	1	0	0
			Total	C	N	O	S		
5	bC	111	904	572	163	168	1	0	0
			Total	C	N	O	S		
5	bD	97	790	501	143	145	1	0	0
			Total	C	N	O	S		
5	bE	111	904	572	163	168	1	0	0
			Total	C	N	O	S		
5	bF	97	790	501	143	145	1	0	0
			Total	C	N	O	S		
5	bG	111	904	572	163	168	1	0	0
			Total	C	N	O	S		
5	bH	97	790	501	143	145	1	0	0
			Total	C	N	O	S		
5	bI	111	904	572	163	168	1	0	0
			Total	C	N	O	S		
5	bJ	97	790	501	143	145	1	0	0
			Total	C	N	O	S		
5	bK	111	904	572	163	168	1	0	0
			Total	C	N	O	S		
5	bL	97	790	501	143	145	1	0	0
			Total	C	N	O	S		
5	bM	111	904	572	163	168	1	0	0
			Total	C	N	O	S		
5	bN	97	790	501	143	145	1	0	0
			Total	C	N	O	S		
5	bO	111	904	572	163	168	1	0	0
			Total	C	N	O	S		
5	bP	97	790	501	143	145	1	0	0
			Total	C	N	O	S		
5	bQ	111	904	572	163	168	1	0	0
			Total	C	N	O	S		
5	bR	97	790	501	143	145	1	0	0
			Total	C	N	O	S		
5	bS	111	904	572	163	168	1	0	0
			Total	C	N	O	S		
5	bT	97	790	501	143	145	1	0	0
			Total	C	N	O	S		
5	bU	111	904	572	163	168	1	0	0

Continued on next page...

Continued from previous page...

Mol	Chain	Residues	Atoms					AltConf	Trace
			Total	C	N	O	S		
5	bV	97	790	501	143	145	1	0	0
			Total	C	N	O	S		
5	bW	111	904	572	163	168	1	0	0
			Total	C	N	O	S		
5	bX	97	790	501	143	145	1	0	0
			Total	C	N	O	S		
5	bY	111	904	572	163	168	1	0	0
			Total	C	N	O	S		
5	bZ	97	790	501	143	145	1	0	0
			Total	C	N	O	S		
5	ba	111	904	572	163	168	1	0	0
			Total	C	N	O	S		
5	bb	97	790	501	143	145	1	0	0
			Total	C	N	O	S		
5	bc	111	904	572	163	168	1	0	0
			Total	C	N	O	S		
5	bd	97	790	501	143	145	1	0	0
			Total	C	N	O	S		
5	be	111	904	572	163	168	1	0	0
			Total	C	N	O	S		
5	bf	97	790	501	143	145	1	0	0
			Total	C	N	O	S		
5	bg	111	904	572	163	168	1	0	0
			Total	C	N	O	S		
5	bh	97	790	501	143	145	1	0	0
			Total	C	N	O	S		
5	bi	111	904	572	163	168	1	0	0
			Total	C	N	O	S		
5	bj	97	790	501	143	145	1	0	0
			Total	C	N	O	S		
5	bk	111	904	572	163	168	1	0	0
			Total	C	N	O	S		
5	bl	97	790	501	143	145	1	0	0
			Total	C	N	O	S		
5	bm	111	904	572	163	168	1	0	0
			Total	C	N	O	S		
5	bn	97	790	501	143	145	1	0	0
			Total	C	N	O	S		
5	bo	111	904	572	163	168	1	0	0
			Total	C	N	O	S		
5	bp	97	790	501	143	145	1	0	0

Continued on next page...

Continued from previous page...

Mol	Chain	Residues	Atoms					AltConf	Trace
			Total	C	N	O	S		
5	bq	111	904	572	163	168	1	0	0
			Total	C	N	O	S		
5	br	97	790	501	143	145	1	0	0
			Total	C	N	O	S		
5	bs	111	904	572	163	168	1	0	0
			Total	C	N	O	S		
5	bt	97	790	501	143	145	1	0	0
			Total	C	N	O	S		
5	bu	111	904	572	163	168	1	0	0
			Total	C	N	O	S		
5	bv	97	790	501	143	145	1	0	0
			Total	C	N	O	S		
5	bw	111	904	572	163	168	1	0	0
			Total	C	N	O	S		
5	bx	97	790	501	143	145	1	0	0
			Total	C	N	O	S		
5	by	111	904	572	163	168	1	0	0
			Total	C	N	O	S		
5	bz	97	790	501	143	145	1	0	0
			Total	C	N	O	S		
5	cA	111	904	572	163	168	1	0	0
			Total	C	N	O	S		
5	cB	97	790	501	143	145	1	0	0
			Total	C	N	O	S		
5	cC	111	904	572	163	168	1	0	0
			Total	C	N	O	S		
5	cD	97	790	501	143	145	1	0	0
			Total	C	N	O	S		
5	cE	111	904	572	163	168	1	0	0
			Total	C	N	O	S		
5	cF	97	790	501	143	145	1	0	0
			Total	C	N	O	S		
5	cG	111	904	572	163	168	1	0	0
			Total	C	N	O	S		
5	cH	97	790	501	143	145	1	0	0
			Total	C	N	O	S		
5	cI	111	904	572	163	168	1	0	0
			Total	C	N	O	S		
5	cJ	97	790	501	143	145	1	0	0
			Total	C	N	O	S		
5	cK	111	904	572	163	168	1	0	0

Continued on next page...

Continued from previous page...

Mol	Chain	Residues	Atoms					AltConf	Trace
			Total	C	N	O	S		
5	cL	97	790	501	143	145	1	0	0
			Total	C	N	O	S		
5	cM	111	904	572	163	168	1	0	0
			Total	C	N	O	S		
5	cN	97	790	501	143	145	1	0	0
			Total	C	N	O	S		
5	cO	111	904	572	163	168	1	0	0
			Total	C	N	O	S		
5	cP	97	790	501	143	145	1	0	0
			Total	C	N	O	S		
5	cQ	111	904	572	163	168	1	0	0
			Total	C	N	O	S		
5	cR	97	790	501	143	145	1	0	0
			Total	C	N	O	S		
5	cS	111	904	572	163	168	1	0	0
			Total	C	N	O	S		
5	cT	97	790	501	143	145	1	0	0
			Total	C	N	O	S		
5	cU	111	904	572	163	168	1	0	0
			Total	C	N	O	S		
5	cV	97	790	501	143	145	1	0	0
			Total	C	N	O	S		
5	cW	111	904	572	163	168	1	0	0
			Total	C	N	O	S		
5	cX	97	790	501	143	145	1	0	0
			Total	C	N	O	S		
5	cY	111	904	572	163	168	1	0	0
			Total	C	N	O	S		
5	cZ	97	790	501	143	145	1	0	0
			Total	C	N	O	S		
5	ca	111	904	572	163	168	1	0	0
			Total	C	N	O	S		
5	cb	97	790	501	143	145	1	0	0
			Total	C	N	O	S		
5	cc	111	904	572	163	168	1	0	0
			Total	C	N	O	S		
5	cd	97	790	501	143	145	1	0	0
			Total	C	N	O	S		
5	ce	111	904	572	163	168	1	0	0
			Total	C	N	O	S		
5	cf	97	790	501	143	145	1	0	0

Continued on next page...

Continued from previous page...

Mol	Chain	Residues	Atoms					AltConf	Trace
			Total	C	N	O	S		
5	cg	111	904	572	163	168	1	0	0
			Total	C	N	O	S		
5	ch	97	790	501	143	145	1	0	0
			Total	C	N	O	S		
5	ci	111	904	572	163	168	1	0	0
			Total	C	N	O	S		
5	cj	97	790	501	143	145	1	0	0
			Total	C	N	O	S		
5	ck	111	904	572	163	168	1	0	0
			Total	C	N	O	S		
5	cl	97	790	501	143	145	1	0	0
			Total	C	N	O	S		
5	cm	111	904	572	163	168	1	0	0
			Total	C	N	O	S		
5	cn	97	790	501	143	145	1	0	0
			Total	C	N	O	S		
5	co	111	904	572	163	168	1	0	0
			Total	C	N	O	S		
5	cp	97	790	501	143	145	1	0	0
			Total	C	N	O	S		
5	cq	111	904	572	163	168	1	0	0
			Total	C	N	O	S		
5	cr	97	790	501	143	145	1	0	0
			Total	C	N	O	S		
5	cs	111	904	572	163	168	1	0	0
			Total	C	N	O	S		
5	ct	97	790	501	143	145	1	0	0
			Total	C	N	O	S		
5	cu	111	904	572	163	168	1	0	0
			Total	C	N	O	S		
5	cv	97	790	501	143	145	1	0	0
			Total	C	N	O	S		
5	cw	111	904	572	163	168	1	0	0
			Total	C	N	O	S		
5	cx	97	790	501	143	145	1	0	0
			Total	C	N	O	S		
5	cy	111	904	572	163	168	1	0	0
			Total	C	N	O	S		
5	cz	97	790	501	143	145	1	0	0
			Total	C	N	O	S		
5	dA	111	904	572	163	168	1	0	0

Continued on next page...

Continued from previous page...

Mol	Chain	Residues	Atoms					AltConf	Trace
			Total	C	N	O	S		
5	dB	97	790	501	143	145	1	0	0
			Total	C	N	O	S		
5	dC	111	904	572	163	168	1	0	0
			Total	C	N	O	S		
5	dD	97	790	501	143	145	1	0	0
			Total	C	N	O	S		
5	dE	111	904	572	163	168	1	0	0
			Total	C	N	O	S		
5	dF	97	790	501	143	145	1	0	0
			Total	C	N	O	S		
5	dG	111	904	572	163	168	1	0	0
			Total	C	N	O	S		
5	dH	97	790	501	143	145	1	0	0
			Total	C	N	O	S		
5	dI	111	904	572	163	168	1	0	0
			Total	C	N	O	S		
5	dJ	97	790	501	143	145	1	0	0
			Total	C	N	O	S		
5	dK	111	904	572	163	168	1	0	0
			Total	C	N	O	S		
5	dL	97	790	501	143	145	1	0	0
			Total	C	N	O	S		
5	dM	111	904	572	163	168	1	0	0
			Total	C	N	O	S		
5	dN	97	790	501	143	145	1	0	0
			Total	C	N	O	S		
5	dO	111	904	572	163	168	1	0	0
			Total	C	N	O	S		
5	dP	97	790	501	143	145	1	0	0
			Total	C	N	O	S		
5	dQ	111	904	572	163	168	1	0	0
			Total	C	N	O	S		
5	dR	97	790	501	143	145	1	0	0
			Total	C	N	O	S		
5	dS	111	904	572	163	168	1	0	0
			Total	C	N	O	S		
5	dT	97	790	501	143	145	1	0	0
			Total	C	N	O	S		
5	dU	111	904	572	163	168	1	0	0
			Total	C	N	O	S		
5	dV	97	790	501	143	145	1	0	0

Continued on next page...

Continued from previous page...

Mol	Chain	Residues	Atoms					AltConf	Trace
			Total	C	N	O	S		
5	dW	111	904	572	163	168	1	0	0
			Total	C	N	O	S		
5	dX	97	790	501	143	145	1	0	0
			Total	C	N	O	S		
5	dY	111	904	572	163	168	1	0	0
			Total	C	N	O	S		
5	dZ	97	790	501	143	145	1	0	0
			Total	C	N	O	S		
5	da	111	904	572	163	168	1	0	0
			Total	C	N	O	S		
5	db	97	790	501	143	145	1	0	0
			Total	C	N	O	S		
5	dc	111	904	572	163	168	1	0	0
			Total	C	N	O	S		
5	dd	97	790	501	143	145	1	0	0
			Total	C	N	O	S		
5	de	111	904	572	163	168	1	0	0
			Total	C	N	O	S		
5	df	97	790	501	143	145	1	0	0
			Total	C	N	O	S		
5	dg	111	904	572	163	168	1	0	0
			Total	C	N	O	S		
5	dh	97	790	501	143	145	1	0	0
			Total	C	N	O	S		
5	di	111	904	572	163	168	1	0	0
			Total	C	N	O	S		
5	dj	97	790	501	143	145	1	0	0
			Total	C	N	O	S		
5	dk	111	904	572	163	168	1	0	0
			Total	C	N	O	S		
5	dl	97	790	501	143	145	1	0	0
			Total	C	N	O	S		
5	dm	111	904	572	163	168	1	0	0
			Total	C	N	O	S		
5	dn	97	790	501	143	145	1	0	0
			Total	C	N	O	S		
5	do	111	904	572	163	168	1	0	0
			Total	C	N	O	S		
5	dp	97	790	501	143	145	1	0	0
			Total	C	N	O	S		
5	dq	111	904	572	163	168	1	0	0

Continued on next page...

Continued from previous page...

Mol	Chain	Residues	Atoms					AltConf	Trace
			Total	C	N	O	S		
5	dr	97	790	501	143	145	1	0	0
			Total	C	N	O	S		
5	ds	111	904	572	163	168	1	0	0
			Total	C	N	O	S		
5	dt	97	790	501	143	145	1	0	0
			Total	C	N	O	S		
5	du	111	904	572	163	168	1	0	0
			Total	C	N	O	S		
5	dv	97	790	501	143	145	1	0	0
			Total	C	N	O	S		
5	dw	111	904	572	163	168	1	0	0
			Total	C	N	O	S		
5	dx	97	790	501	143	145	1	0	0
			Total	C	N	O	S		
5	dy	111	904	572	163	168	1	0	0
			Total	C	N	O	S		
5	dz	97	790	501	143	145	1	0	0
			Total	C	N	O	S		
5	eA	111	904	572	163	168	1	0	0
			Total	C	N	O	S		
5	eB	97	790	501	143	145	1	0	0
			Total	C	N	O	S		
5	eC	111	904	572	163	168	1	0	0
			Total	C	N	O	S		
5	eD	97	790	501	143	145	1	0	0
			Total	C	N	O	S		
5	eE	111	904	572	163	168	1	0	0
			Total	C	N	O	S		
5	eF	97	790	501	143	145	1	0	0
			Total	C	N	O	S		
5	eG	111	904	572	163	168	1	0	0
			Total	C	N	O	S		
5	eH	97	790	501	143	145	1	0	0
			Total	C	N	O	S		
5	eI	111	904	572	163	168	1	0	0
			Total	C	N	O	S		
5	eJ	97	790	501	143	145	1	0	0
			Total	C	N	O	S		
5	eK	111	904	572	163	168	1	0	0
			Total	C	N	O	S		
5	eL	97	790	501	143	145	1	0	0

Continued on next page...

Continued from previous page...

Mol	Chain	Residues	Atoms					AltConf	Trace
			Total	C	N	O	S		
5	eM	111	904	572	163	168	1	0	0
			Total	C	N	O	S		
5	eN	97	790	501	143	145	1	0	0
			Total	C	N	O	S		
5	eO	111	904	572	163	168	1	0	0
			Total	C	N	O	S		
5	eP	97	790	501	143	145	1	0	0
			Total	C	N	O	S		
5	eQ	111	904	572	163	168	1	0	0
			Total	C	N	O	S		
5	eR	97	790	501	143	145	1	0	0
			Total	C	N	O	S		
5	eS	111	904	572	163	168	1	0	0
			Total	C	N	O	S		
5	eT	97	790	501	143	145	1	0	0
			Total	C	N	O	S		
5	eU	111	904	572	163	168	1	0	0
			Total	C	N	O	S		
5	eV	97	790	501	143	145	1	0	0
			Total	C	N	O	S		
5	eW	111	904	572	163	168	1	0	0
			Total	C	N	O	S		
5	eX	97	790	501	143	145	1	0	0
			Total	C	N	O	S		
5	eY	111	904	572	163	168	1	0	0
			Total	C	N	O	S		
5	eZ	97	790	501	143	145	1	0	0
			Total	C	N	O	S		
5	ea	111	904	572	163	168	1	0	0
			Total	C	N	O	S		
5	eb	97	790	501	143	145	1	0	0
			Total	C	N	O	S		
5	ec	111	904	572	163	168	1	0	0
			Total	C	N	O	S		
5	ed	97	790	501	143	145	1	0	0
			Total	C	N	O	S		
5	ee	111	904	572	163	168	1	0	0
			Total	C	N	O	S		
5	ef	97	790	501	143	145	1	0	0
			Total	C	N	O	S		
5	eg	111	904	572	163	168	1	0	0

Continued on next page...

Continued from previous page...

Mol	Chain	Residues	Atoms					AltConf	Trace
			Total	C	N	O	S		
5	eh	97	790	501	143	145	1	0	0
			Total	C	N	O	S		
5	ei	111	904	572	163	168	1	0	0
			Total	C	N	O	S		
5	ej	97	790	501	143	145	1	0	0
			Total	C	N	O	S		
5	ek	111	904	572	163	168	1	0	0
			Total	C	N	O	S		
5	el	97	790	501	143	145	1	0	0
			Total	C	N	O	S		
5	em	111	904	572	163	168	1	0	0
			Total	C	N	O	S		
5	en	97	790	501	143	145	1	0	0
			Total	C	N	O	S		
5	eo	111	904	572	163	168	1	0	0
			Total	C	N	O	S		
5	ep	97	790	501	143	145	1	0	0
			Total	C	N	O	S		
5	eq	111	904	572	163	168	1	0	0
			Total	C	N	O	S		
5	er	97	790	501	143	145	1	0	0
			Total	C	N	O	S		
5	es	111	904	572	163	168	1	0	0
			Total	C	N	O	S		
5	et	97	790	501	143	145	1	0	0
			Total	C	N	O	S		
5	eu	111	904	572	163	168	1	0	0
			Total	C	N	O	S		
5	ev	97	790	501	143	145	1	0	0
			Total	C	N	O	S		
5	ew	111	904	572	163	168	1	0	0
			Total	C	N	O	S		
5	ex	97	790	501	143	145	1	0	0
			Total	C	N	O	S		
5	ey	111	904	572	163	168	1	0	0
			Total	C	N	O	S		
5	ez	97	790	501	143	145	1	0	0
			Total	C	N	O	S		
5	fA	111	904	572	163	168	1	0	0
			Total	C	N	O	S		
5	fB	97	790	501	143	145	1	0	0

Continued on next page...

Continued from previous page...

Mol	Chain	Residues	Atoms					AltConf	Trace
			Total	C	N	O	S		
5	fC	111	904	572	163	168	1	0	0
			Total	C	N	O	S		
5	fD	97	790	501	143	145	1	0	0
			Total	C	N	O	S		
5	fE	111	904	572	163	168	1	0	0
			Total	C	N	O	S		
5	fF	97	790	501	143	145	1	0	0
			Total	C	N	O	S		
5	fG	111	904	572	163	168	1	0	0
			Total	C	N	O	S		
5	fH	97	790	501	143	145	1	0	0
			Total	C	N	O	S		
5	fI	111	904	572	163	168	1	0	0
			Total	C	N	O	S		
5	fJ	97	790	501	143	145	1	0	0
			Total	C	N	O	S		
5	fK	111	904	572	163	168	1	0	0
			Total	C	N	O	S		
5	fL	97	790	501	143	145	1	0	0
			Total	C	N	O	S		
5	fM	111	904	572	163	168	1	0	0
			Total	C	N	O	S		
5	fN	97	790	501	143	145	1	0	0
			Total	C	N	O	S		
5	fO	111	904	572	163	168	1	0	0
			Total	C	N	O	S		
5	fP	97	790	501	143	145	1	0	0
			Total	C	N	O	S		
5	fQ	111	904	572	163	168	1	0	0
			Total	C	N	O	S		
5	fR	97	790	501	143	145	1	0	0
			Total	C	N	O	S		
5	fS	111	904	572	163	168	1	0	0
			Total	C	N	O	S		
5	fT	97	790	501	143	145	1	0	0
			Total	C	N	O	S		
5	fU	111	904	572	163	168	1	0	0
			Total	C	N	O	S		
5	fV	97	790	501	143	145	1	0	0
			Total	C	N	O	S		
5	fW	111	904	572	163	168	1	0	0

Continued on next page...

Continued from previous page...

Mol	Chain	Residues	Atoms					AltConf	Trace
			Total	C	N	O	S		
5	fX	97	790	501	143	145	1	0	0
			Total	C	N	O	S		
5	fY	111	904	572	163	168	1	0	0
			Total	C	N	O	S		
5	fZ	97	790	501	143	145	1	0	0
			Total	C	N	O	S		
5	fa	111	904	572	163	168	1	0	0
			Total	C	N	O	S		
5	fb	97	790	501	143	145	1	0	0
			Total	C	N	O	S		
5	fc	111	904	572	163	168	1	0	0
			Total	C	N	O	S		
5	fd	97	790	501	143	145	1	0	0
			Total	C	N	O	S		
5	fe	111	904	572	163	168	1	0	0
			Total	C	N	O	S		
5	ff	97	790	501	143	145	1	0	0
			Total	C	N	O	S		
5	fg	111	904	572	163	168	1	0	0
			Total	C	N	O	S		
5	fh	97	790	501	143	145	1	0	0
			Total	C	N	O	S		
5	fi	111	904	572	163	168	1	0	0
			Total	C	N	O	S		
5	fj	97	790	501	143	145	1	0	0
			Total	C	N	O	S		
5	fk	111	904	572	163	168	1	0	0
			Total	C	N	O	S		
5	fl	97	790	501	143	145	1	0	0
			Total	C	N	O	S		
5	fm	111	904	572	163	168	1	0	0
			Total	C	N	O	S		
5	fn	97	790	501	143	145	1	0	0
			Total	C	N	O	S		
5	fo	111	904	572	163	168	1	0	0
			Total	C	N	O	S		
5	fp	97	790	501	143	145	1	0	0
			Total	C	N	O	S		
5	fq	111	904	572	163	168	1	0	0
			Total	C	N	O	S		
5	fr	97	790	501	143	145	1	0	0

Continued on next page...

Continued from previous page...

Mol	Chain	Residues	Atoms					AltConf	Trace
			Total	C	N	O	S		
5	fs	111	904	572	163	168	1	0	0
			Total	C	N	O	S		
5	ft	97	790	501	143	145	1	0	0
			Total	C	N	O	S		
5	fu	111	904	572	163	168	1	0	0
			Total	C	N	O	S		
5	fv	97	790	501	143	145	1	0	0
			Total	C	N	O	S		
5	fw	111	904	572	163	168	1	0	0
			Total	C	N	O	S		
5	fx	97	790	501	143	145	1	0	0
			Total	C	N	O	S		
5	fy	111	904	572	163	168	1	0	0
			Total	C	N	O	S		
5	fz	97	790	501	143	145	1	0	0
			Total	C	N	O	S		
5	gA	111	904	572	163	168	1	0	0
			Total	C	N	O	S		
5	gB	97	790	501	143	145	1	0	0
			Total	C	N	O	S		
5	gC	111	904	572	163	168	1	0	0
			Total	C	N	O	S		
5	gD	97	790	501	143	145	1	0	0

- Molecule 6 is a protein called Putative phage portal protein.

Mol	Chain	Residues	Atoms					AltConf	Trace
			Total	C	N	O	S		
6	Xx	333	2747	1777	440	522	8	0	0
			Total	C	N	O	S		
6	Xy	362	2959	1901	478	572	8	0	0
			Total	C	N	O	S		
6	Xz	345	2829	1826	453	542	8	0	0
			Total	C	N	O	S		
6	YA	335	2765	1788	443	526	8	0	0
			Total	C	N	O	S		
6	YB	352	2888	1860	466	554	8	0	0
			Total	C	N	O	S		
6	YC	334	2756	1782	442	524	8	0	0
			Total	C	N	O	S		
6	YD	338	2789	1800	450	531	8	0	0

Continued on next page...

Continued from previous page...

Mol	Chain	Residues	Atoms					AltConf	Trace
			Total	C	N	O	S		
6	YE	343	2830	1825	457	540	8	0	0
			Total	C	N	O	S		
6	YF	334	2754	1780	441	525	8	0	0
			Total	C	N	O	S		
6	YG	352	2888	1860	466	554	8	0	0
			Total	C	N	O	S		
6	YH	353	2894	1863	467	556	8	0	0
			Total	C	N	O	S		
6	YI	367	3000	1924	488	580	8	0	0

3 Residue-property plots (i)

These plots are drawn for all protein, RNA, DNA and oligosaccharide chains in the entry. The first graphic for a chain summarises the proportions of the various outlier classes displayed in the second graphic. The second graphic shows the sequence view annotated by issues in geometry and atom inclusion in map density. Residues are color-coded according to the number of geometric quality criteria for which they contain at least one outlier: green = 0, yellow = 1, orange = 2 and red = 3 or more. A red diamond above a residue indicates a poor fit to the EM map for this residue (all-atom inclusion < 40%). Stretches of 2 or more consecutive residues without any outlier are shown as a green connector. Residues present in the sample, but not in the model, are shown in grey.

• Molecule 1: Cytosolic protein

Chain AA:

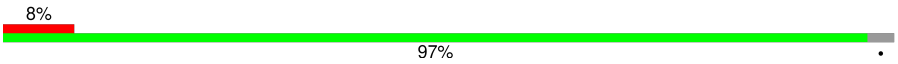

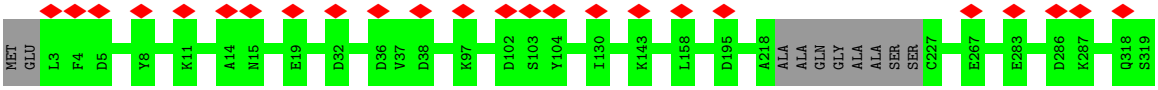

• Molecule 1: Cytosolic protein

Chain AB:

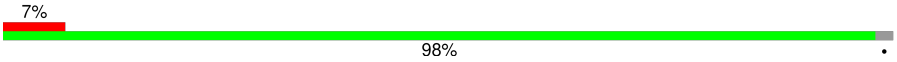

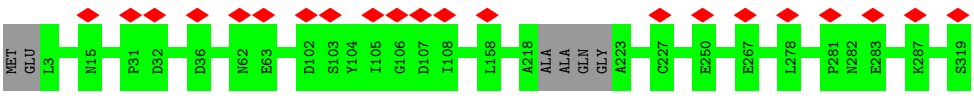

• Molecule 1: Cytosolic protein

Chain AC:

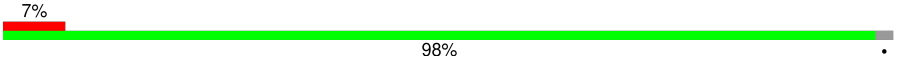

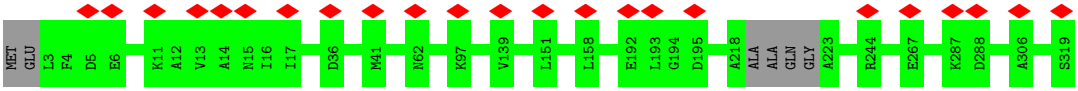

• Molecule 1: Cytosolic protein

Chain AD:

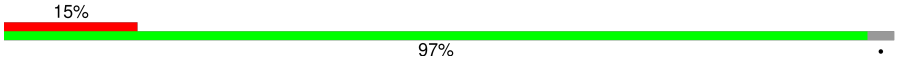

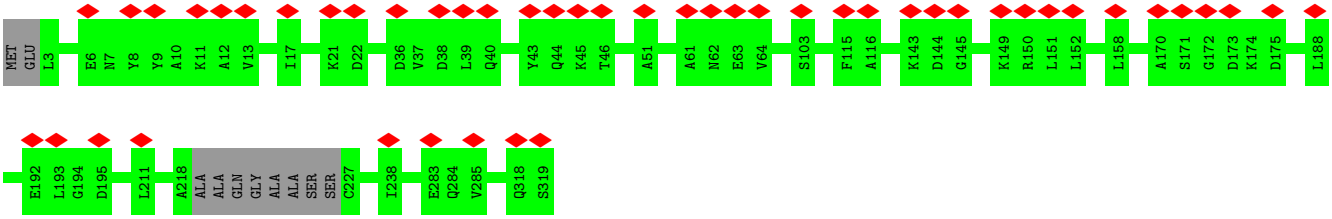

• Molecule 1: Cytosolic protein

Chain AE:

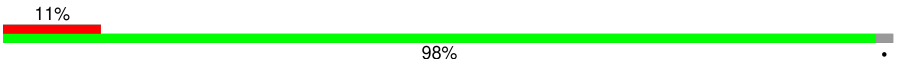

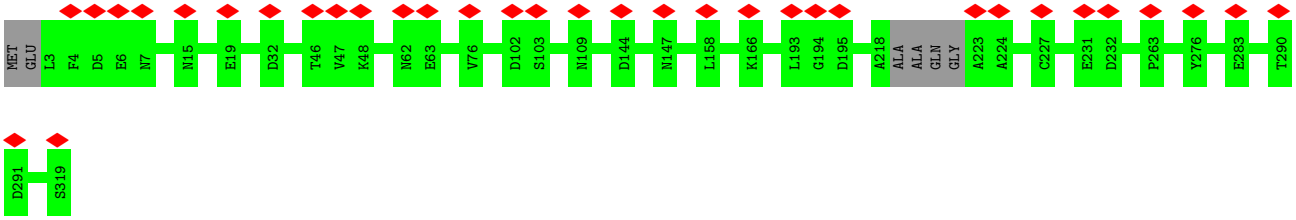

• Molecule 1: Cytosolic protein

Chain AF:

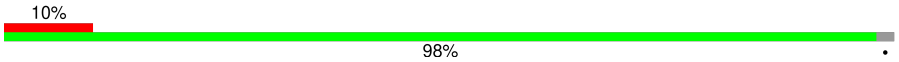

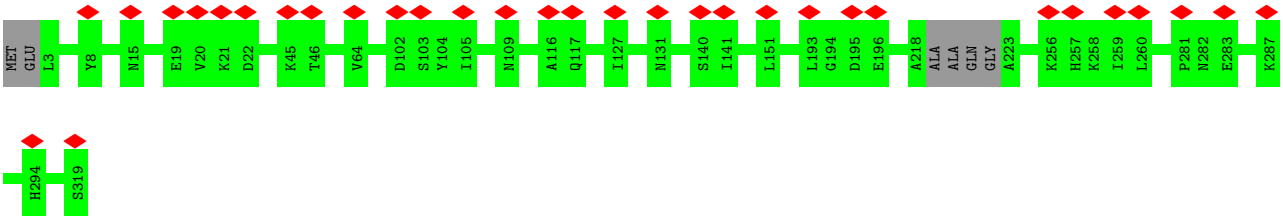

• Molecule 1: Cytosolic protein

Chain AG:

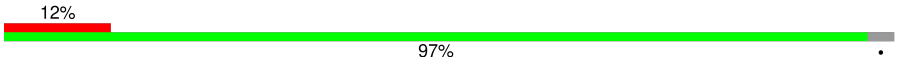

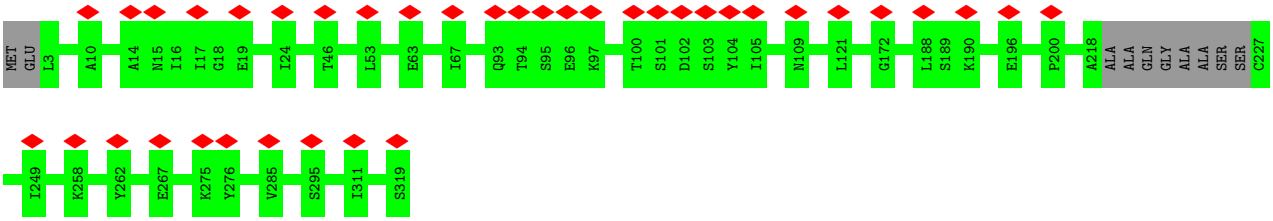

• Molecule 1: Cytosolic protein

Chain AH:

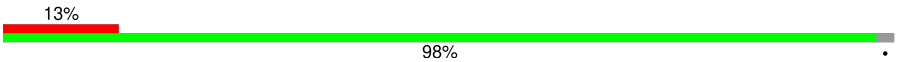

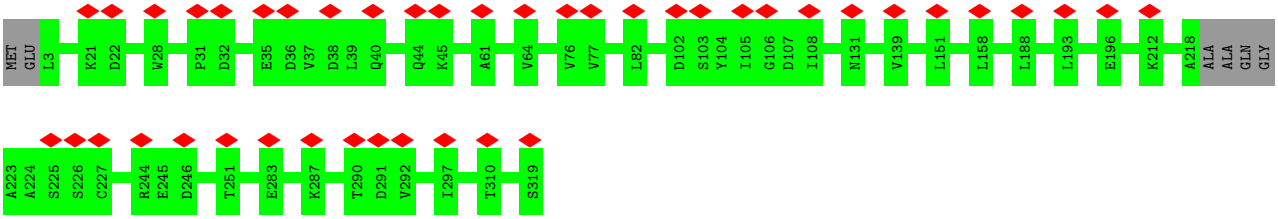

• Molecule 1: Cytosolic protein

Chain AI:

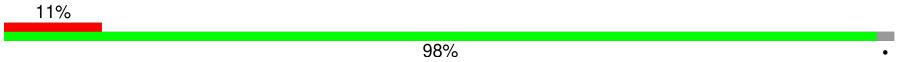

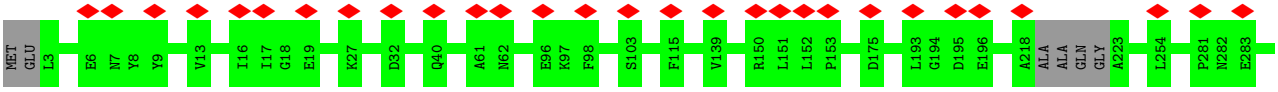

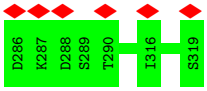

• Molecule 1: Cytosolic protein

Chain AJ:

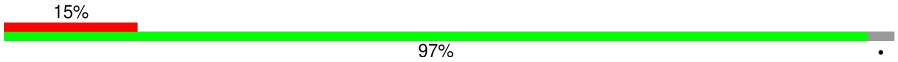

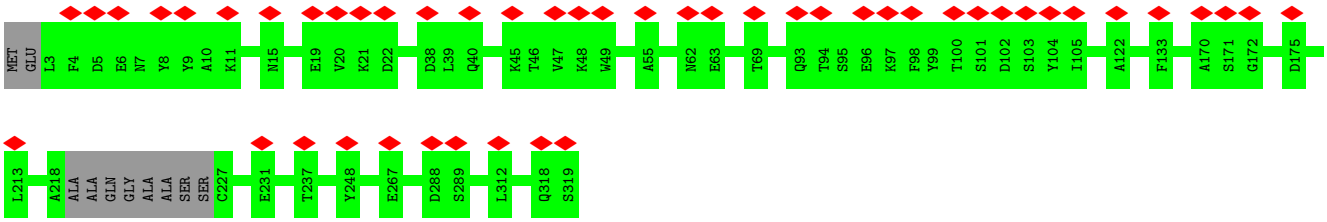

• Molecule 1: Cytosolic protein

Chain AK:

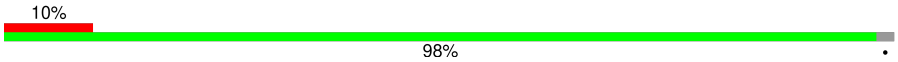

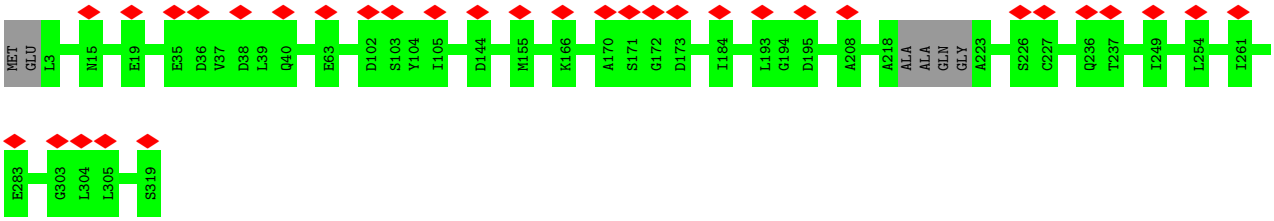

• Molecule 1: Cytosolic protein

Chain AL:

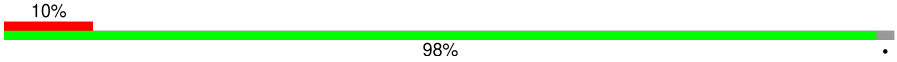

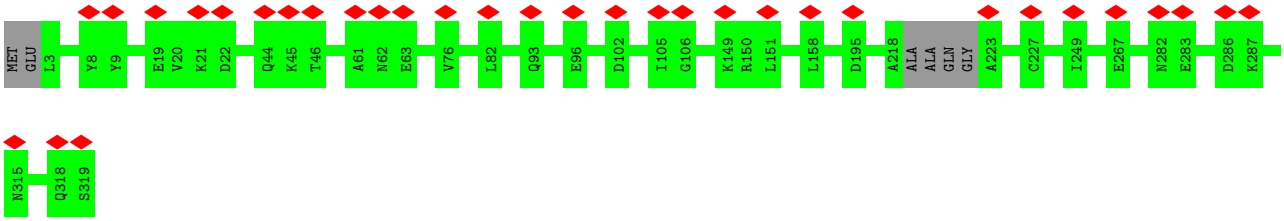

• Molecule 1: Cytosolic protein

Chain AM:

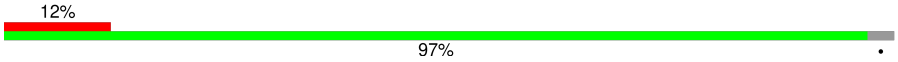

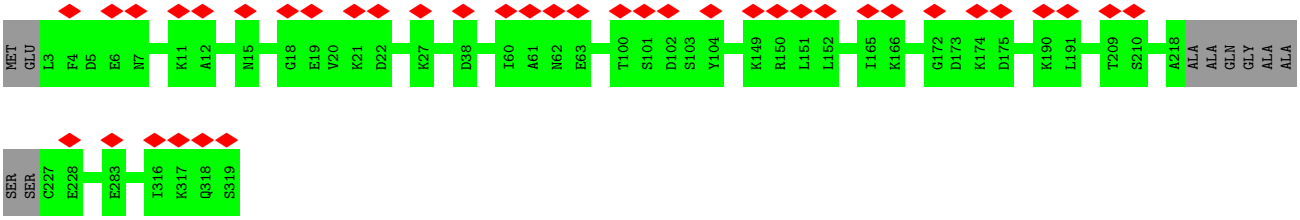

• Molecule 1: Cytosolic protein

Chain AN:

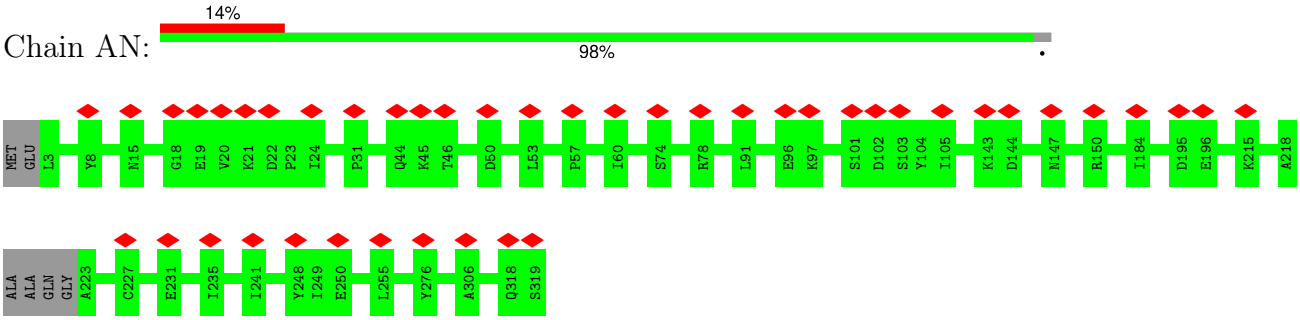

- Molecule 1: Cytosolic protein

Chain AO:

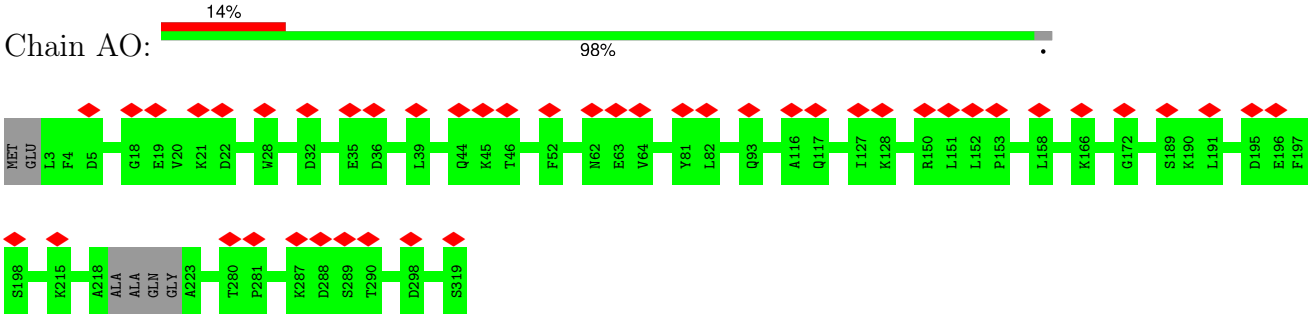

- Molecule 1: Cytosolic protein

Chain AP:

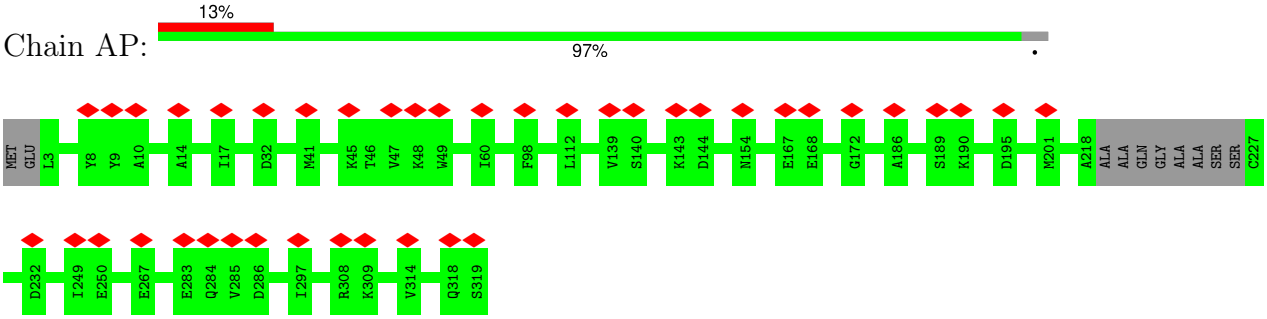

- Molecule 1: Cytosolic protein

Chain AQ:

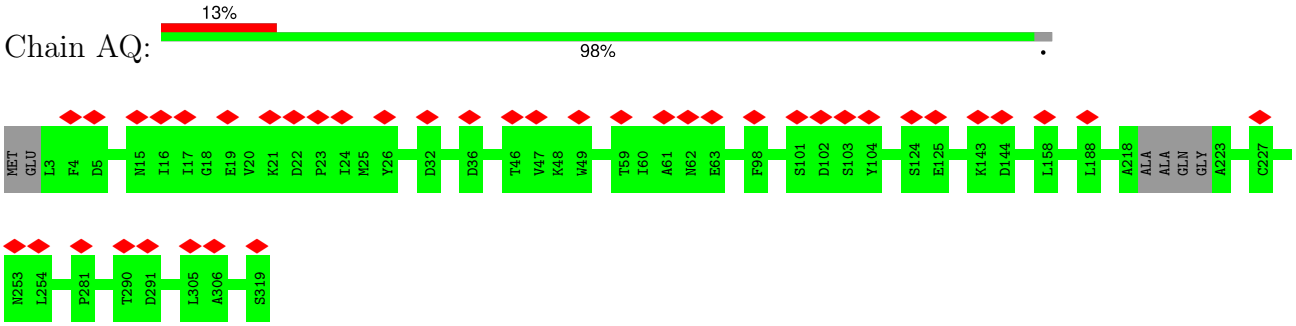

- Molecule 1: Cytosolic protein

Chain AR:

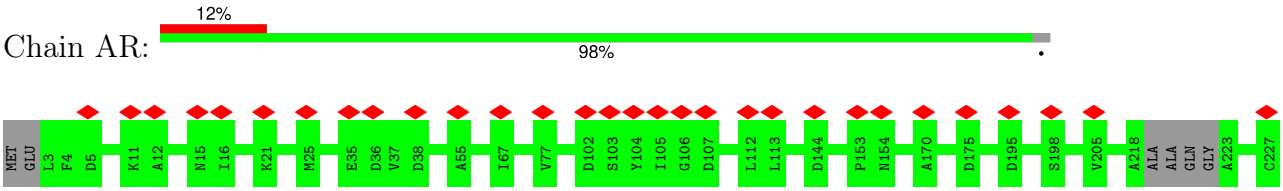

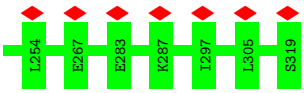

• Molecule 1: Cytosolic protein

Chain AS:

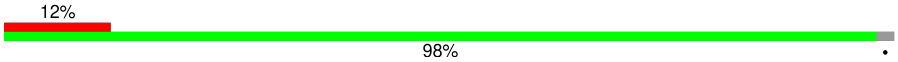

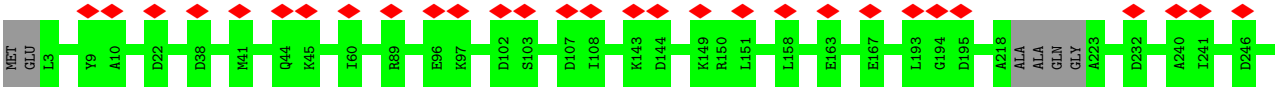

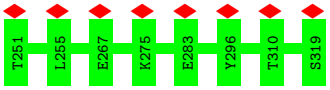

• Molecule 1: Cytosolic protein

Chain AT:

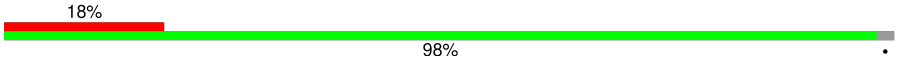

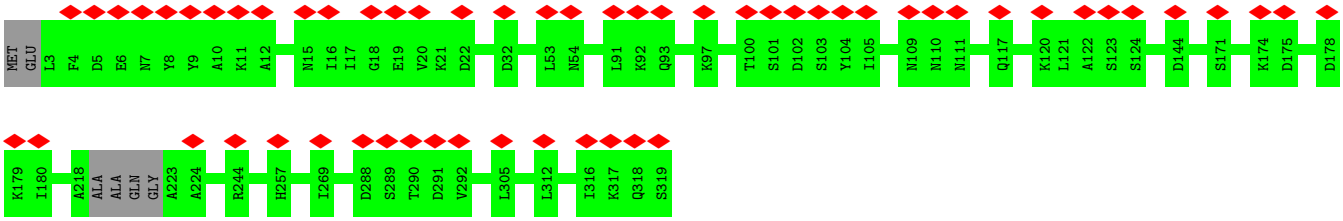

• Molecule 1: Cytosolic protein

Chain AU:

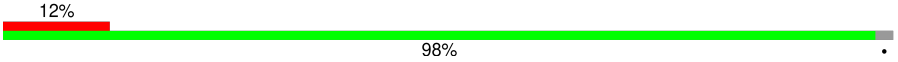

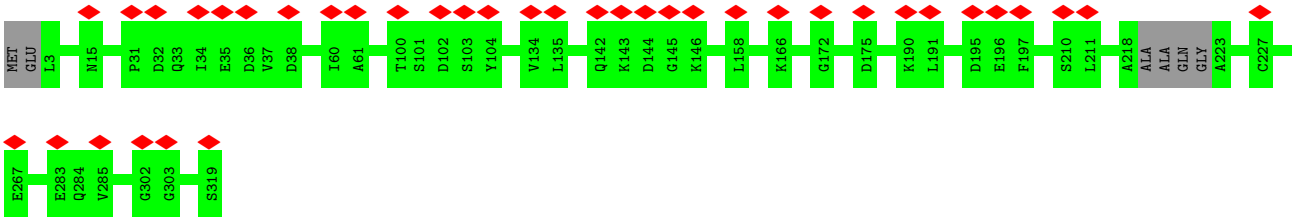

• Molecule 1: Cytosolic protein

Chain AV:

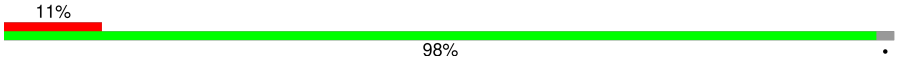

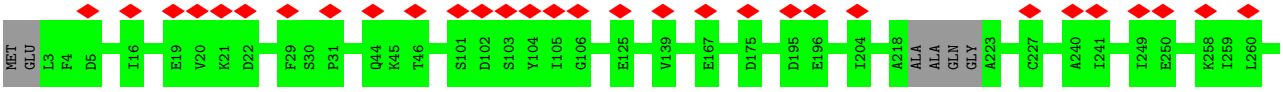

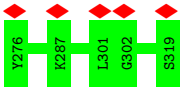

• Molecule 1: Cytosolic protein

Chain AW: 7% 98%

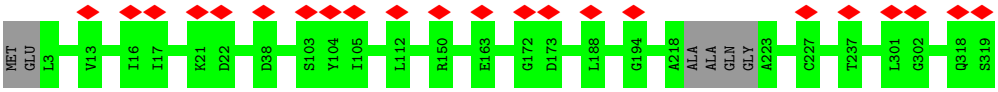

• Molecule 1: Cytosolic protein

Chain AX: 13% 98%

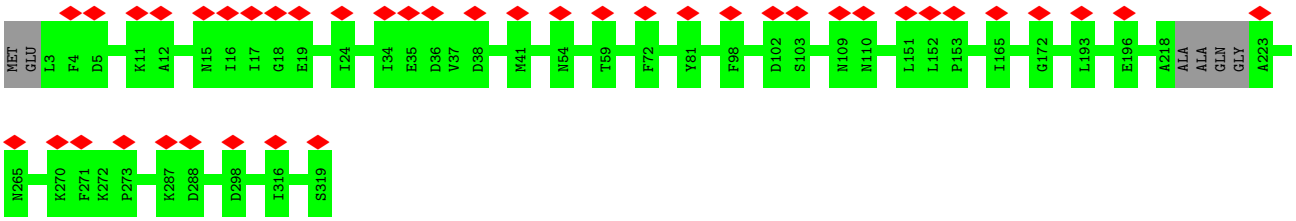

• Molecule 1: Cytosolic protein

Chain AY: 12% 98%

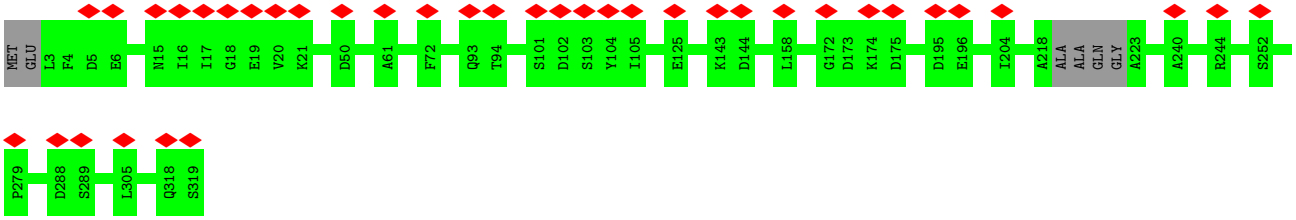

• Molecule 1: Cytosolic protein

Chain AZ: 8% 98%

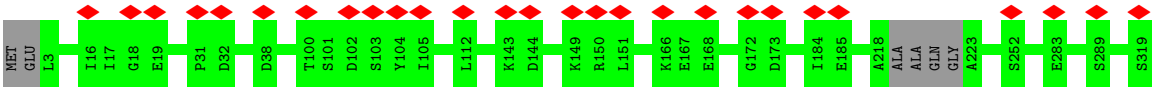

• Molecule 1: Cytosolic protein

Chain Aa: 12% 98%

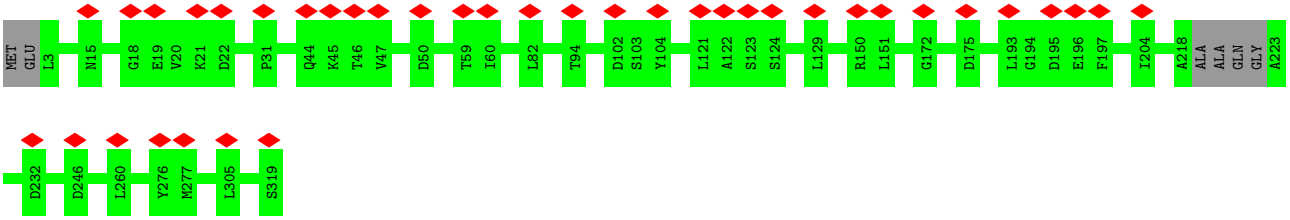

• Molecule 1: Cytosolic protein

Chain Ab: 98%

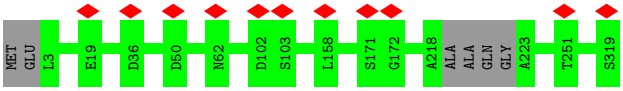

• Molecule 1: Cytosolic protein

Chain Ac:

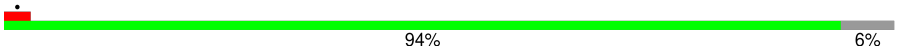



• Molecule 1: Cytosolic protein

Chain Ad:

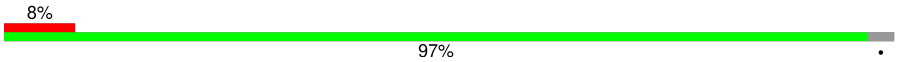

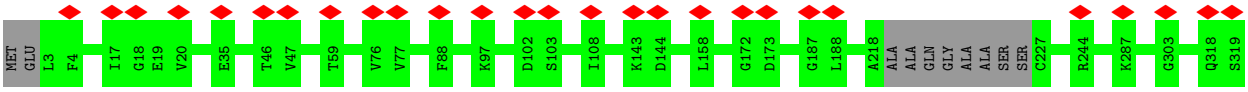

• Molecule 1: Cytosolic protein

Chain Ae:

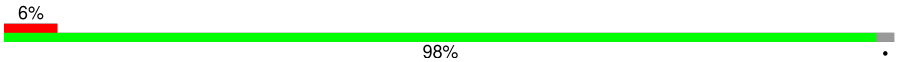

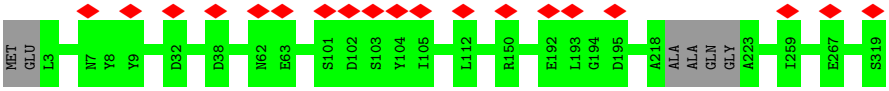

• Molecule 1: Cytosolic protein

Chain Af:

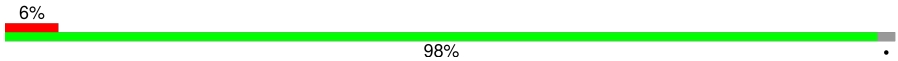

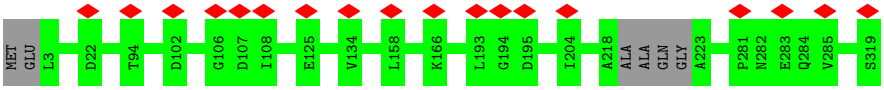

• Molecule 1: Cytosolic protein

Chain Ag:

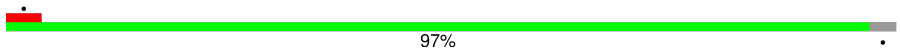

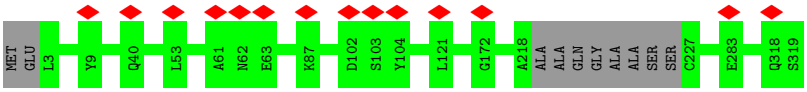

• Molecule 1: Cytosolic protein

Chain Ah:

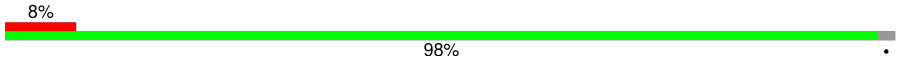

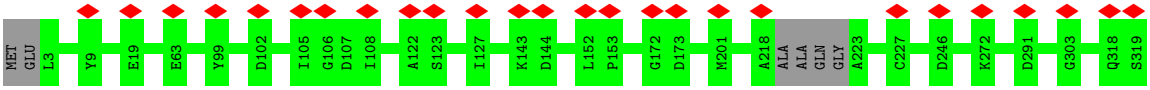

• Molecule 1: Cytosolic protein

Chain Ai:

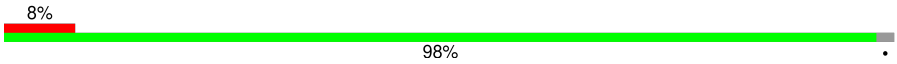

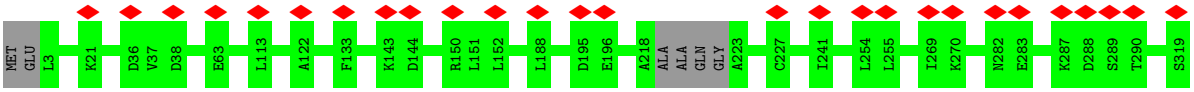

• Molecule 1: Cytosolic protein

Chain Aj:

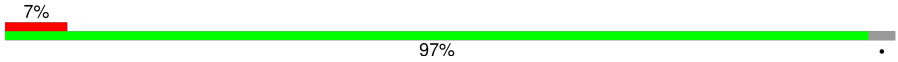

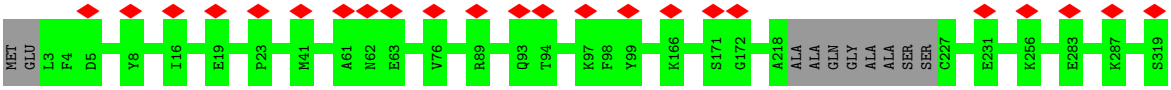

• Molecule 1: Cytosolic protein

Chain Ak:

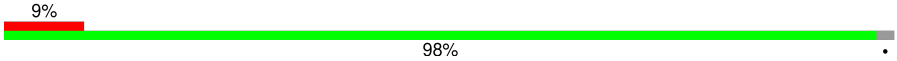

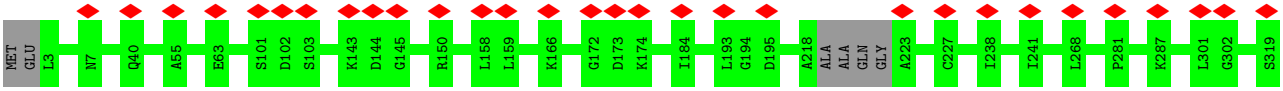

• Molecule 1: Cytosolic protein

Chain Al:

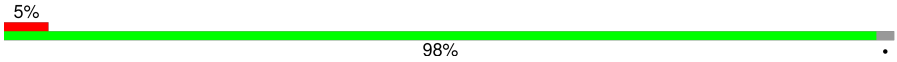

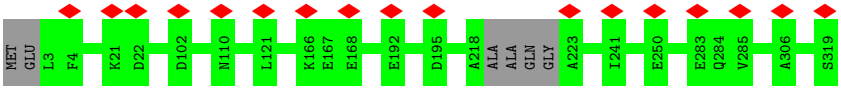

• Molecule 1: Cytosolic protein

Chain Am:

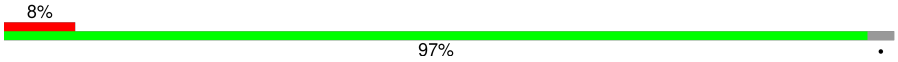

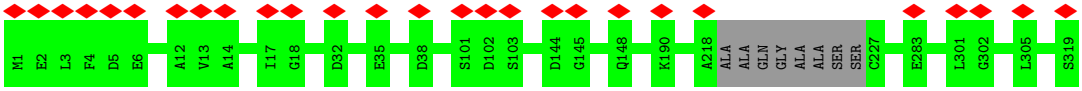

• Molecule 1: Cytosolic protein

Chain An:

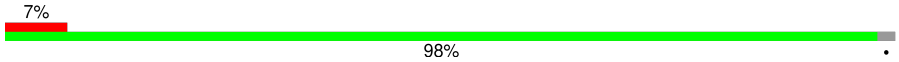

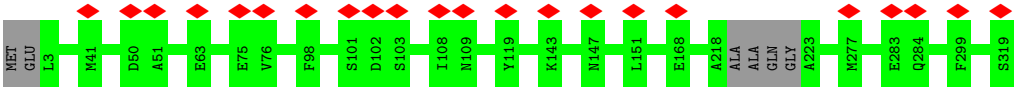

• Molecule 1: Cytosolic protein

Chain Ao:

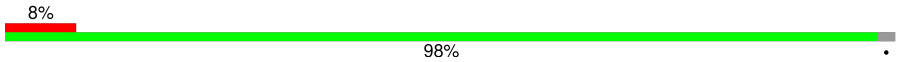

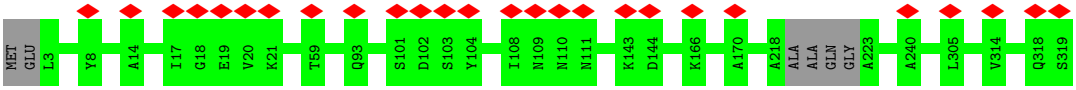

- Molecule 1: Cytosolic protein

Chain Ap:

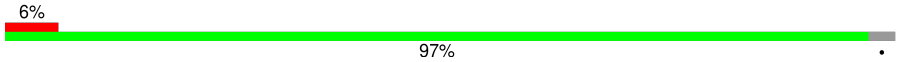

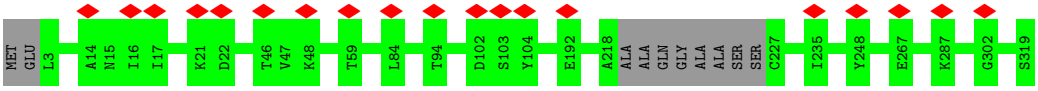

- Molecule 1: Cytosolic protein

Chain Aq:

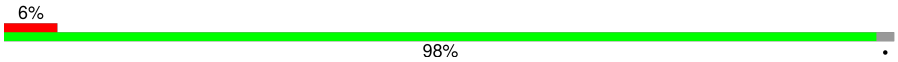

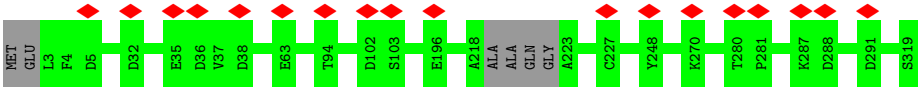

- Molecule 1: Cytosolic protein

Chain Ar:

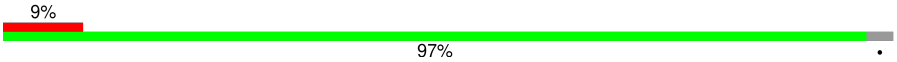

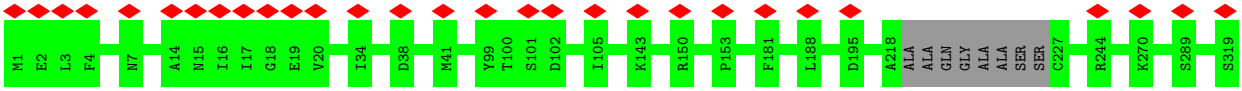

- Molecule 1: Cytosolic protein

Chain As:

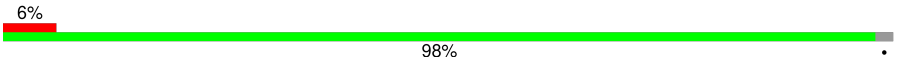

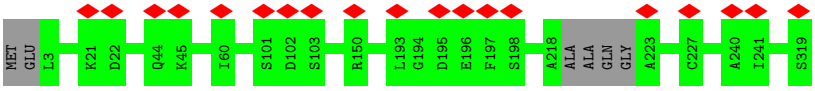

- Molecule 1: Cytosolic protein

Chain At:

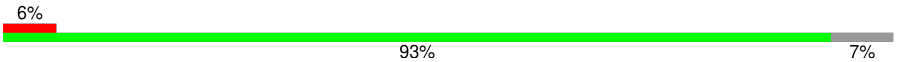

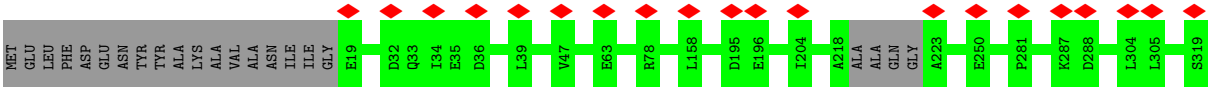

- Molecule 1: Cytosolic protein

Chain Au:

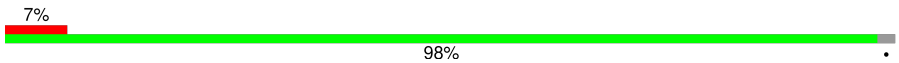

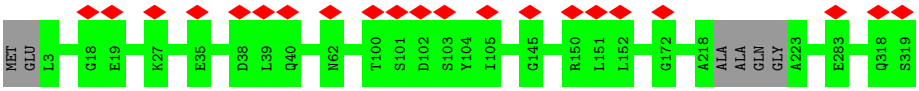

- Molecule 1: Cytosolic protein

Chain Av:

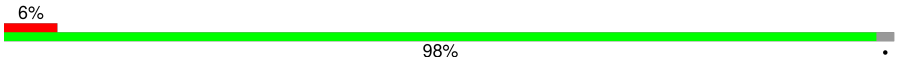

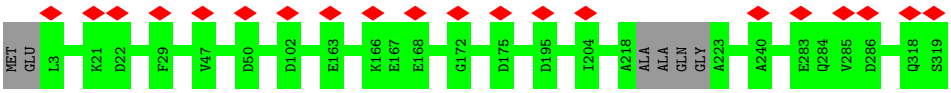

• Molecule 1: Cytosolic protein

Chain Aw:

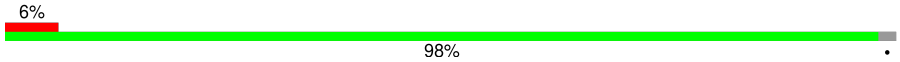

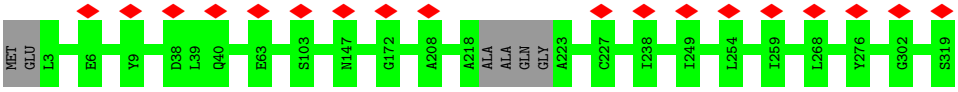

• Molecule 1: Cytosolic protein

Chain Ax:

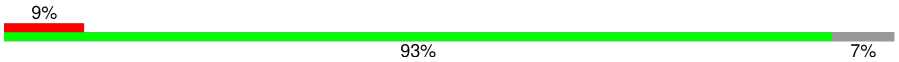

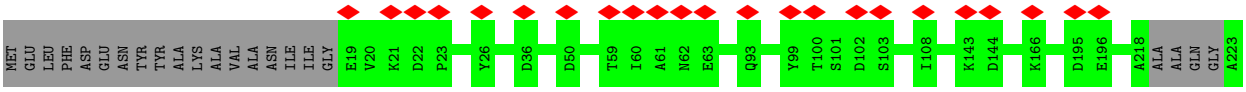

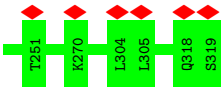

• Molecule 1: Cytosolic protein

Chain Ay:

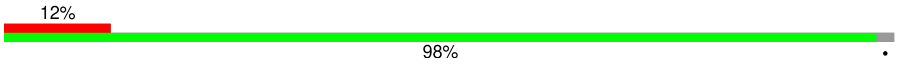

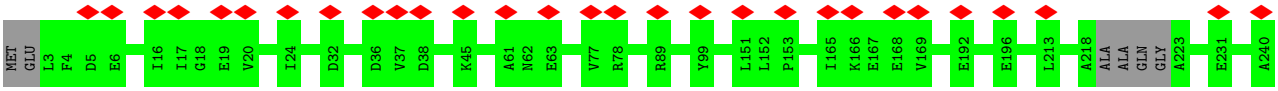

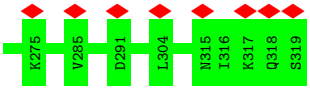

• Molecule 1: Cytosolic protein

Chain Az:

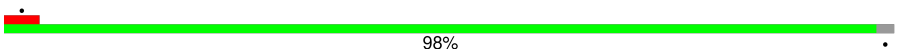

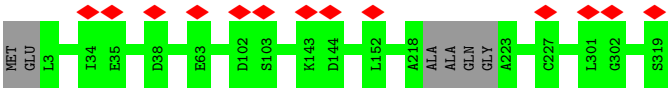

• Molecule 1: Cytosolic protein

Chain BA:

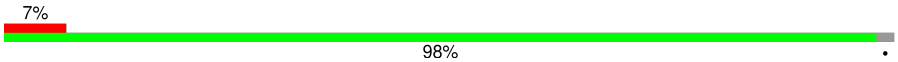

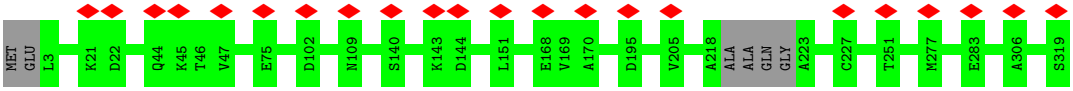

• Molecule 1: Cytosolic protein

Chain BB: 7% 98%

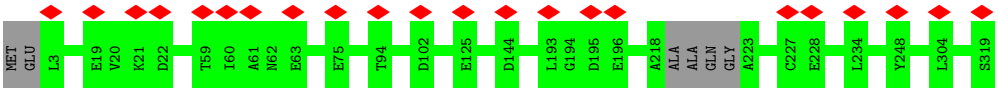

• Molecule 1: Cytosolic protein

Chain BC: 13% 98%

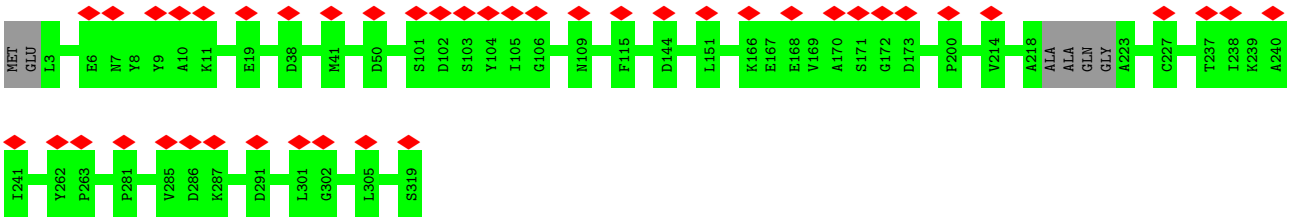

• Molecule 1: Cytosolic protein

Chain BD: 11% 98%

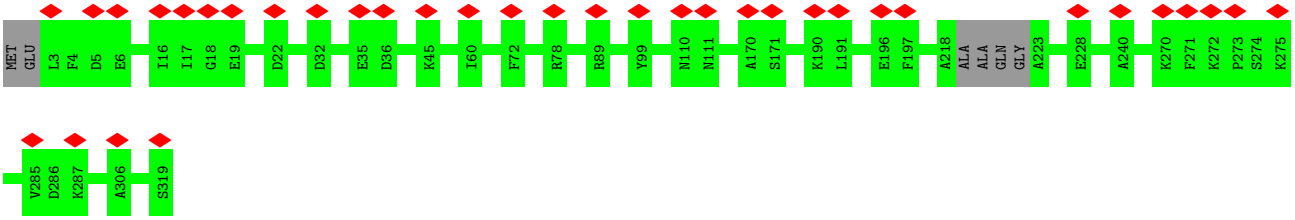

• Molecule 1: Cytosolic protein

Chain BE: 5% 98%

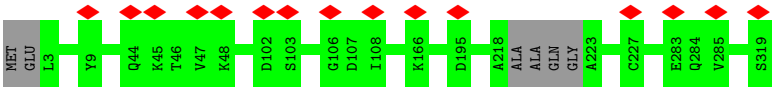

• Molecule 1: Cytosolic protein

Chain BF: 13% 98%



• Molecule 1: Cytosolic protein

Chain BG: 7% 98%

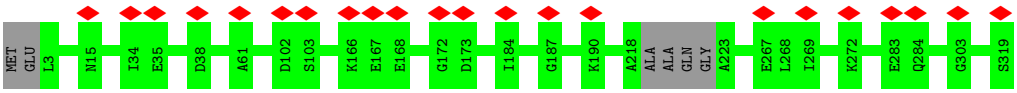

• Molecule 1: Cytosolic protein

Chain BH:

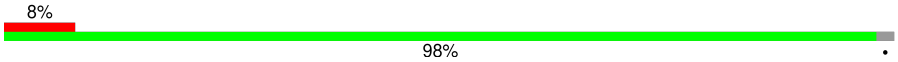

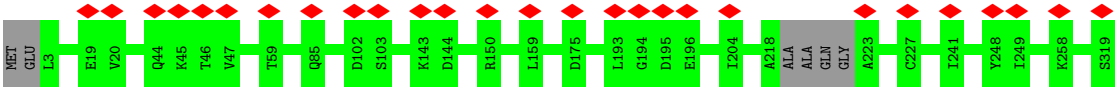

• Molecule 1: Cytosolic protein

Chain BI:

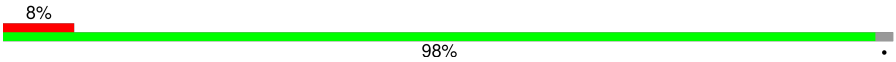

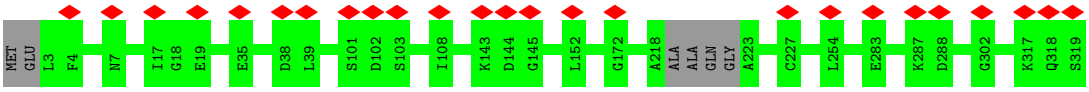

• Molecule 1: Cytosolic protein

Chain BJ:

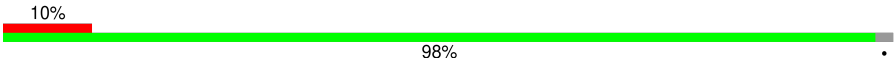

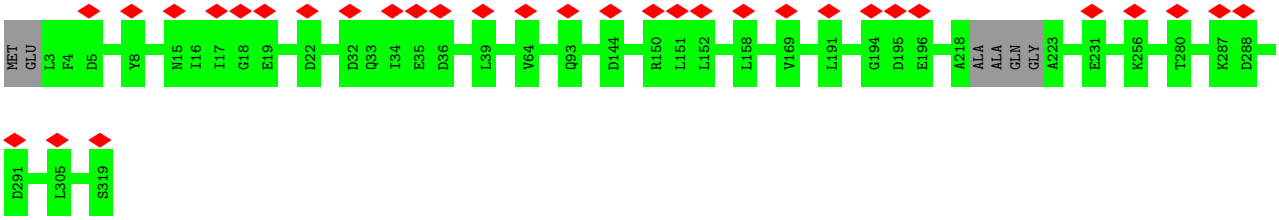

• Molecule 1: Cytosolic protein

Chain BK:

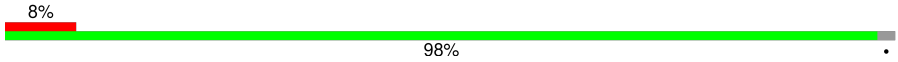

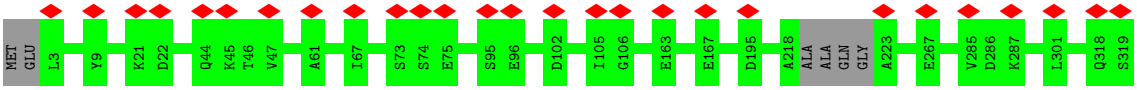

• Molecule 1: Cytosolic protein

Chain BL:

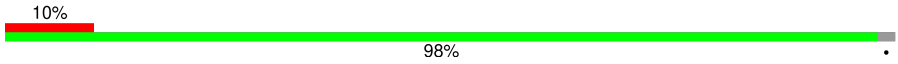

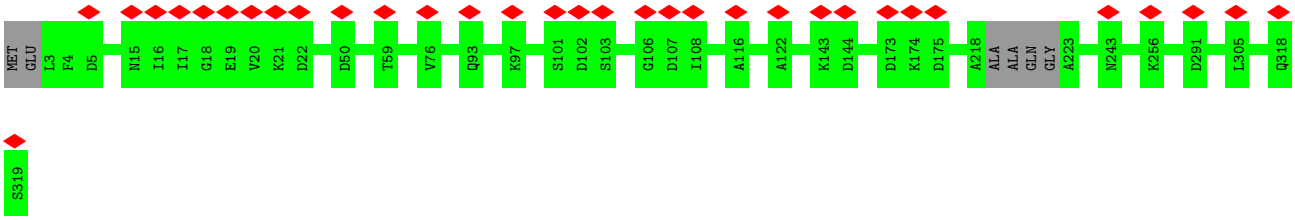

• Molecule 1: Cytosolic protein

Chain BM:

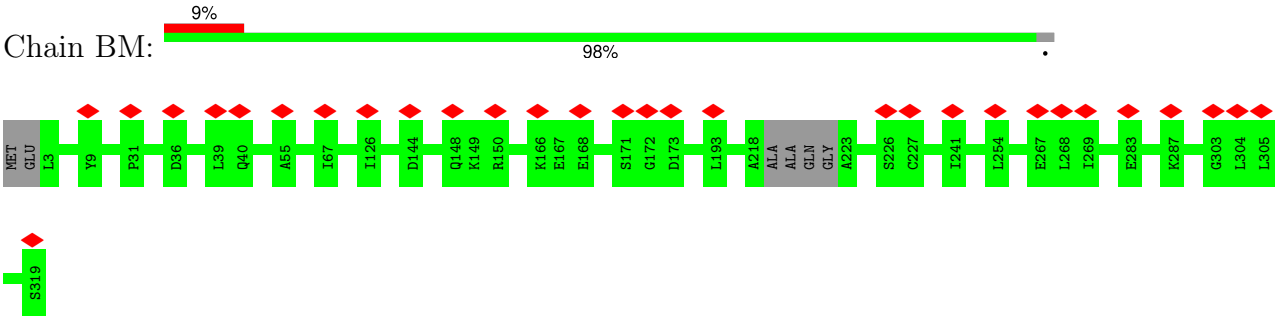

- Molecule 1: Cytosolic protein

Chain BN:

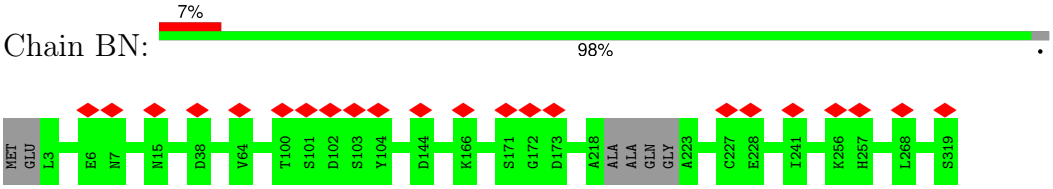

- Molecule 1: Cytosolic protein

Chain BO:

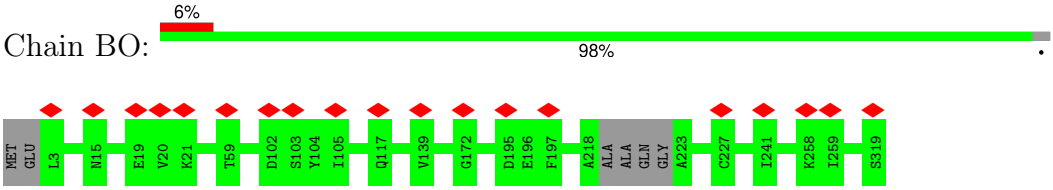

- Molecule 1: Cytosolic protein

Chain BP:

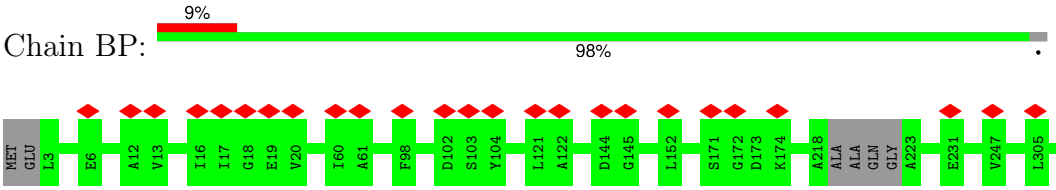

- Molecule 1: Cytosolic protein

Chain BQ:

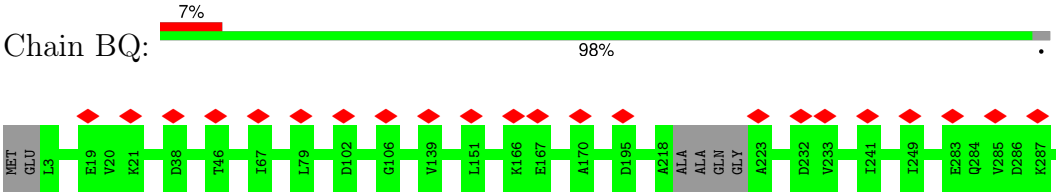

- Molecule 1: Cytosolic protein

Chain BR:

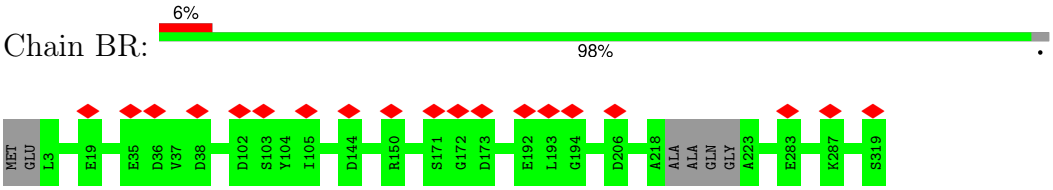

- Molecule 1: Cytosolic protein

Chain BS:

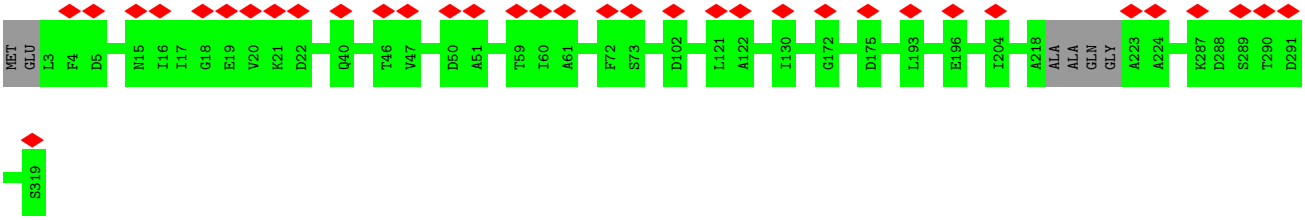

• Molecule 1: Cytosolic protein

Chain BT:

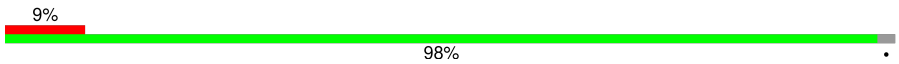

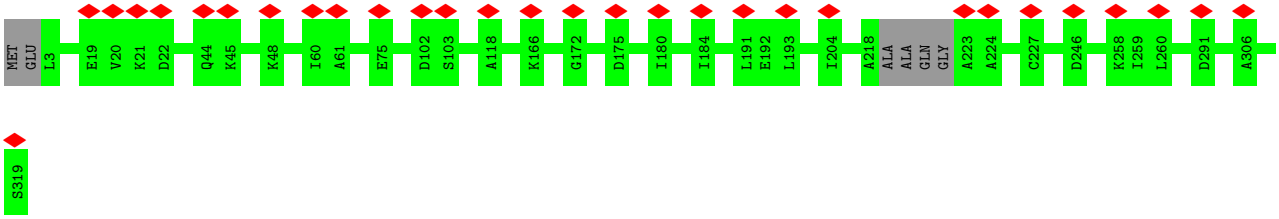

• Molecule 1: Cytosolic protein

Chain BU:

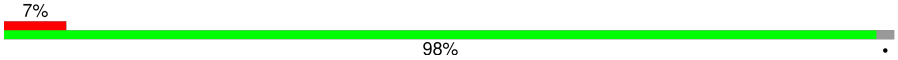

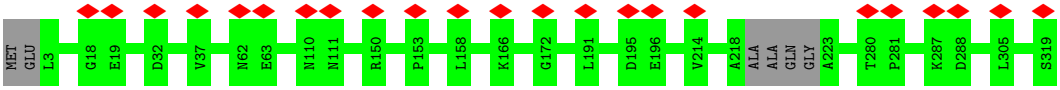

• Molecule 1: Cytosolic protein

Chain BV:

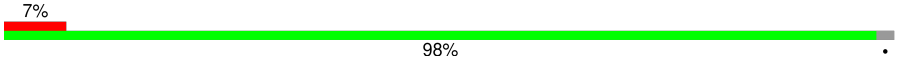

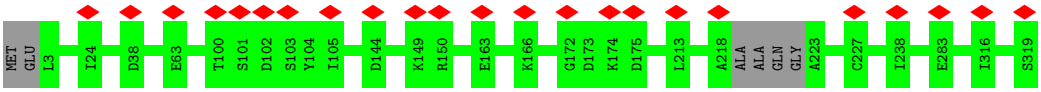

• Molecule 1: Cytosolic protein

Chain BW:

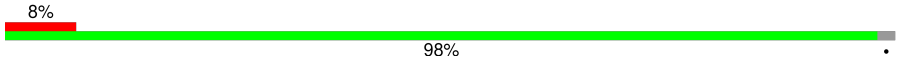

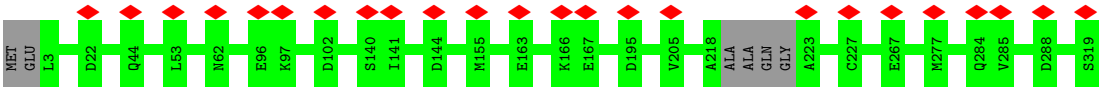

• Molecule 1: Cytosolic protein

Chain BX:

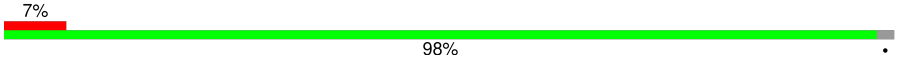

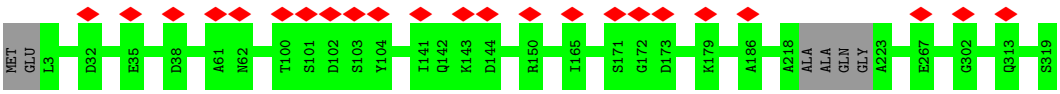

• Molecule 1: Cytosolic protein

Chain BY:

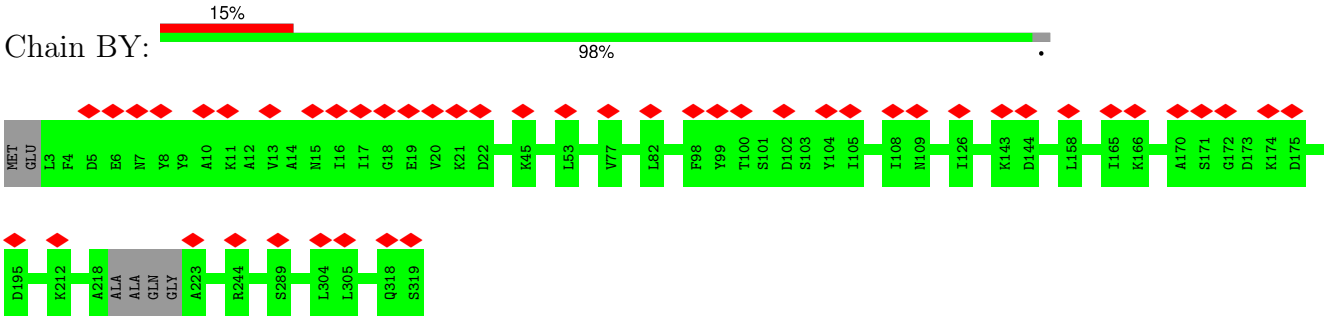

- Molecule 1: Cytosolic protein

Chain BZ:

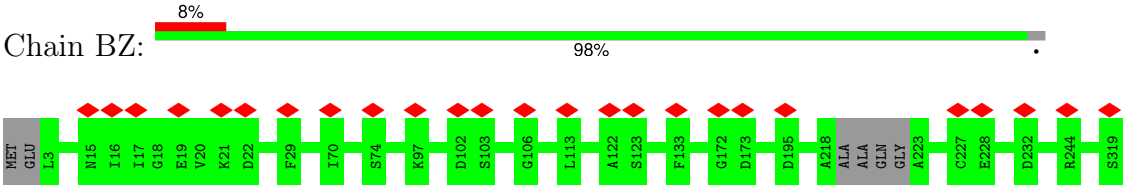

- Molecule 1: Cytosolic protein

Chain Ba:

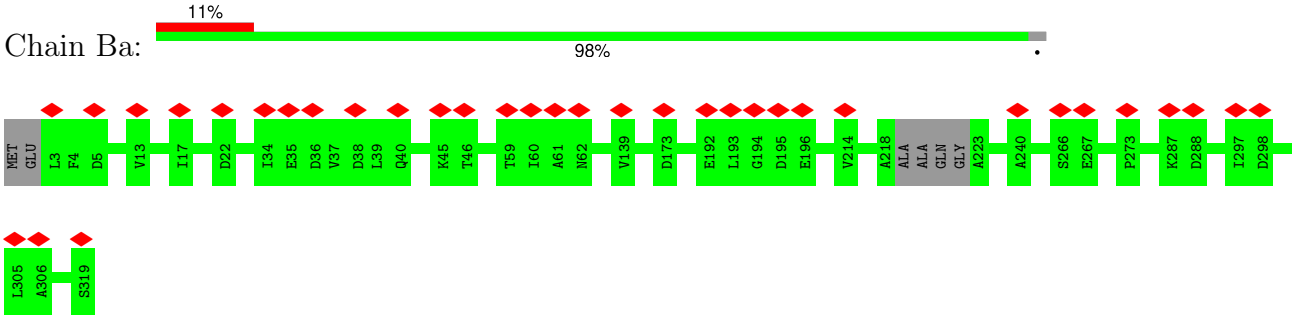

- Molecule 1: Cytosolic protein

Chain Bb:

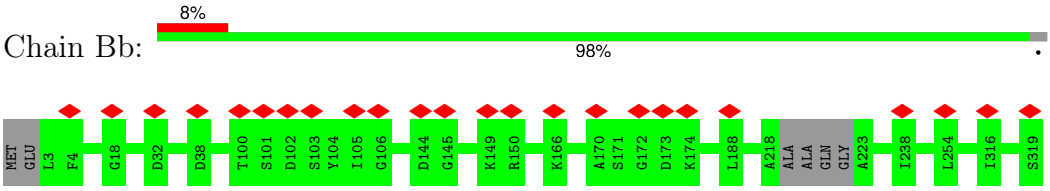

- Molecule 1: Cytosolic protein

Chain Bc:

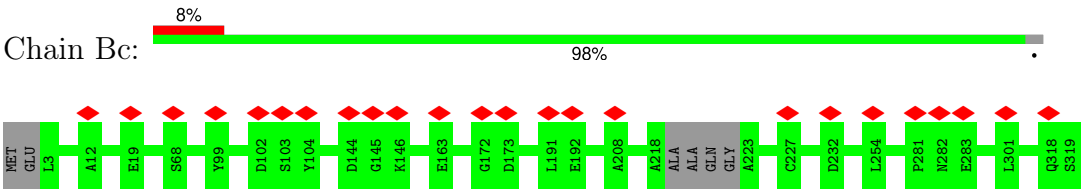

- Molecule 1: Cytosolic protein

Chain Bd:

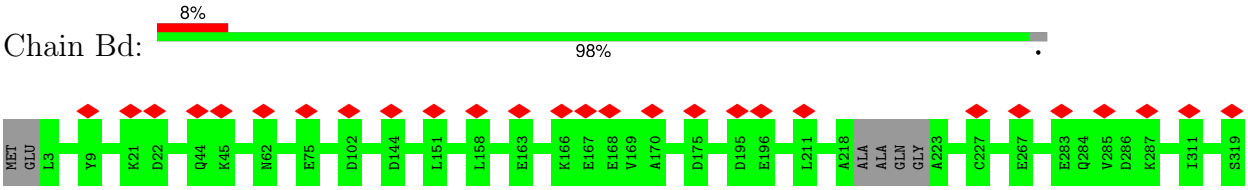

• Molecule 1: Cytosolic protein

Chain Be:

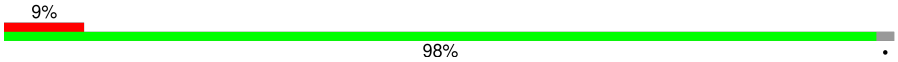

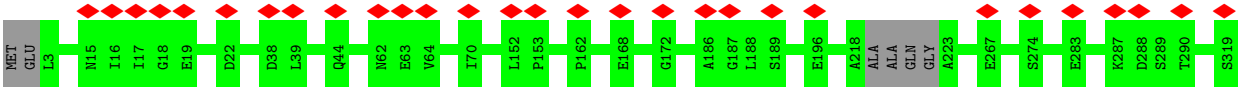

• Molecule 1: Cytosolic protein

Chain Ep:

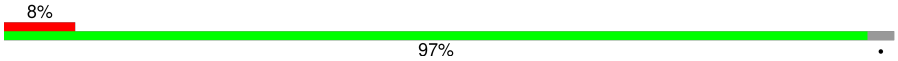

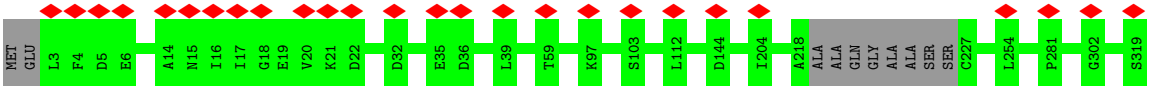

• Molecule 1: Cytosolic protein

Chain Eq:

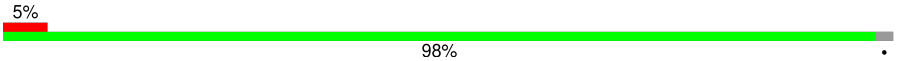

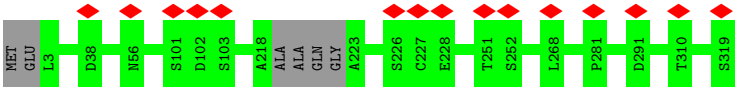

• Molecule 1: Cytosolic protein

Chain Er:

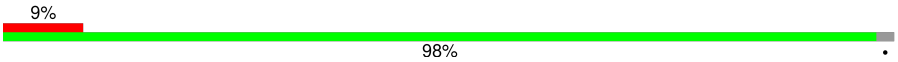

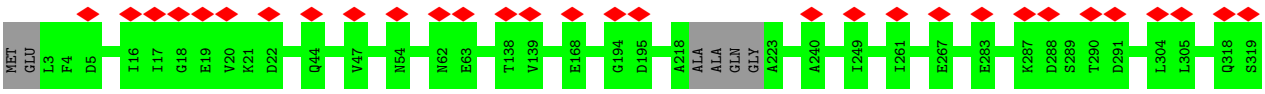

• Molecule 1: Cytosolic protein

Chain Es:

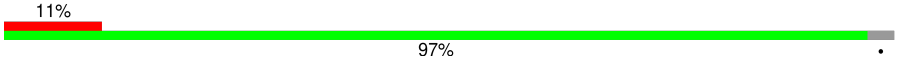

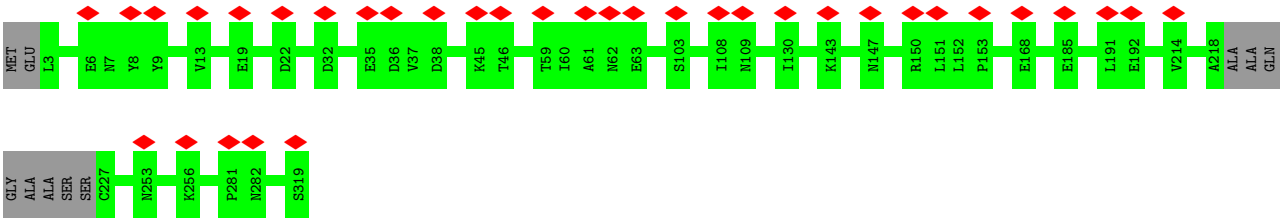

• Molecule 1: Cytosolic protein

Chain Et:

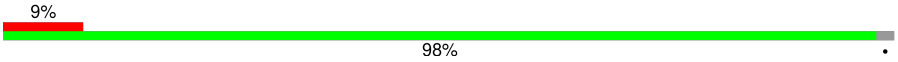

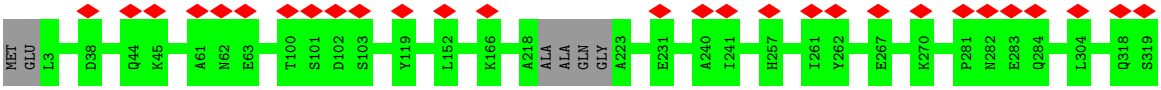

• Molecule 1: Cytosolic protein

Chain Eu: 5% 98%

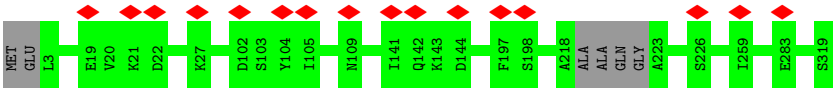

• Molecule 1: Cytosolic protein

Chain Ev: 13% 97%

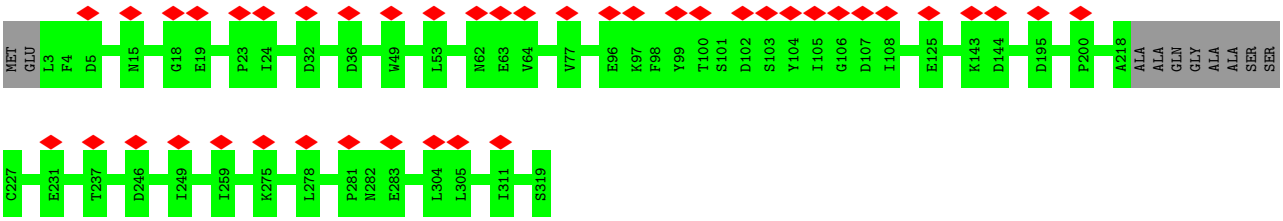

• Molecule 1: Cytosolic protein

Chain Ew: 18% 98%

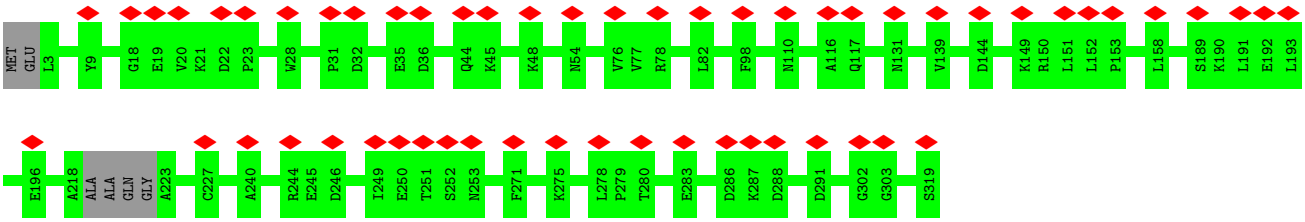

• Molecule 1: Cytosolic protein

Chain Ex: 10% 98%

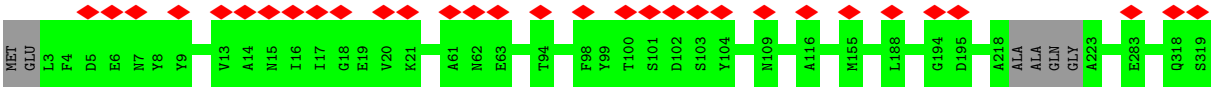

• Molecule 1: Cytosolic protein

Chain Ey: 21% 97%

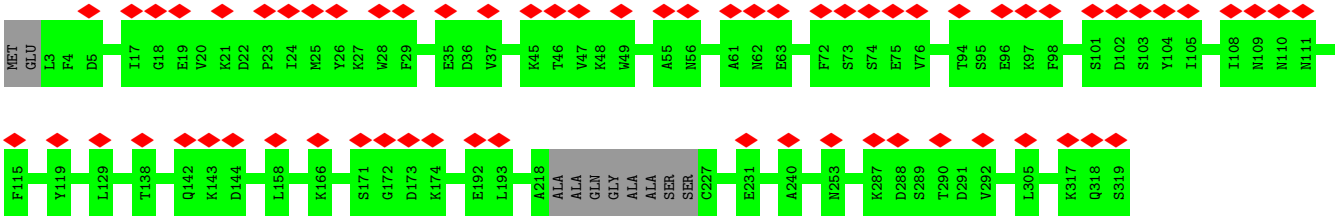

• Molecule 1: Cytosolic protein

Chain Ez: 8% 98%

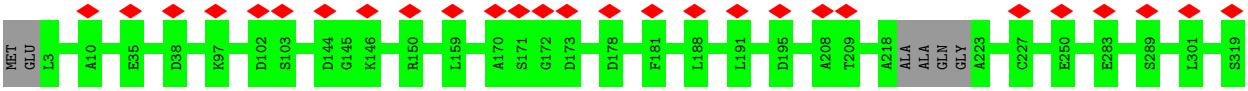

• Molecule 1: Cytosolic protein

Chain FA:

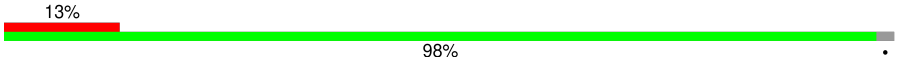

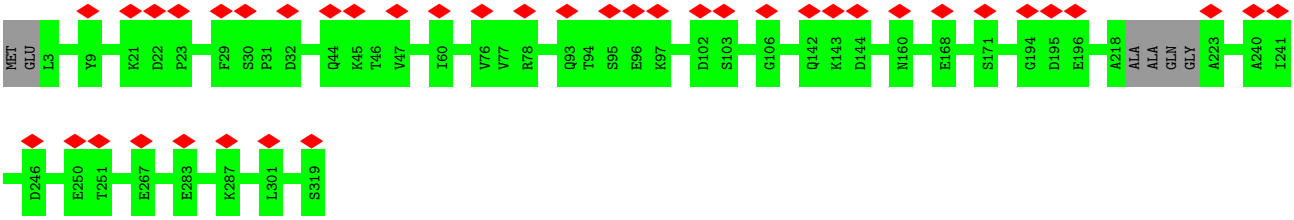

• Molecule 1: Cytosolic protein

Chain FB:

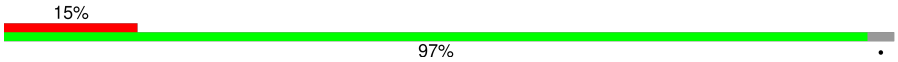

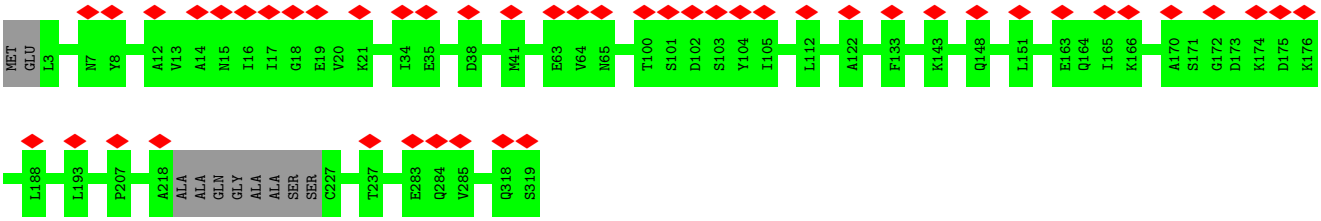

• Molecule 1: Cytosolic protein

Chain FC:

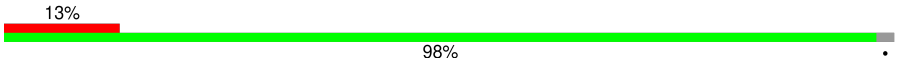

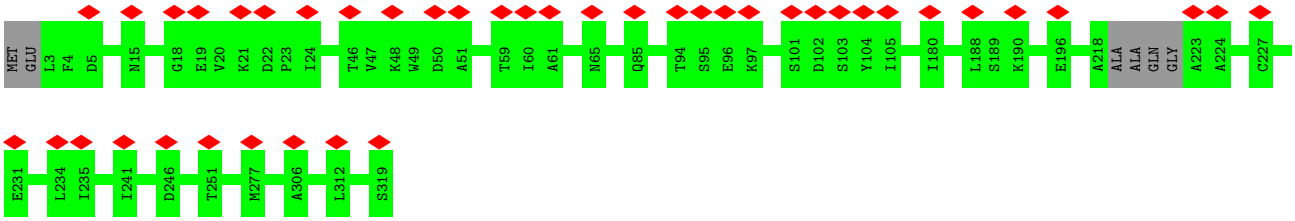

• Molecule 1: Cytosolic protein

Chain FD:

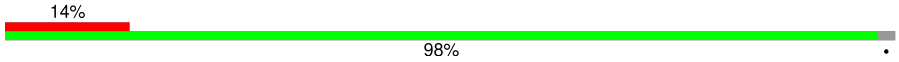

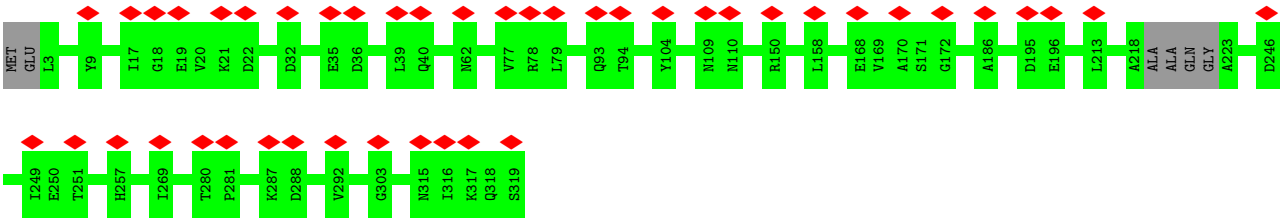

• Molecule 1: Cytosolic protein

Chain FE:

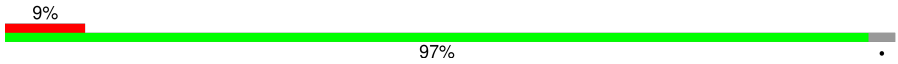

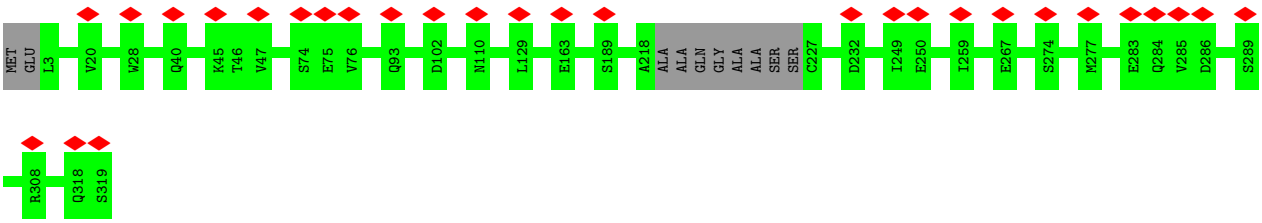

- Molecule 1: Cytosolic protein

Chain FF:

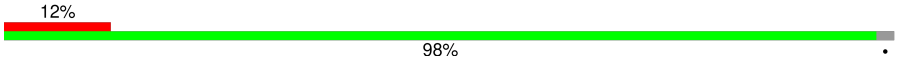

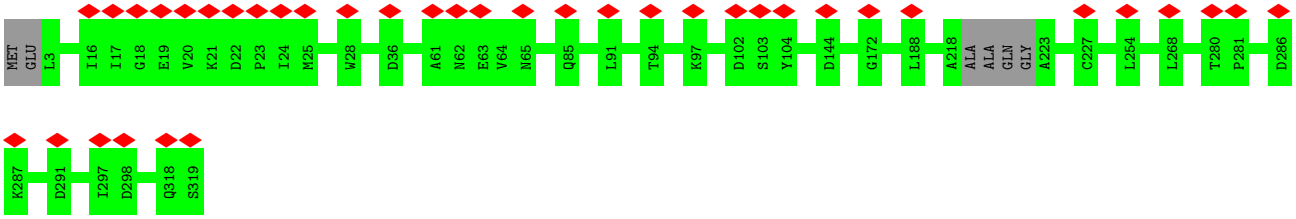

- Molecule 1: Cytosolic protein

Chain FG:

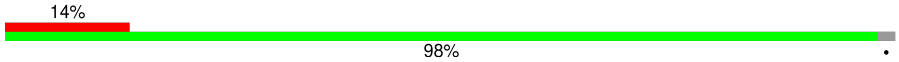

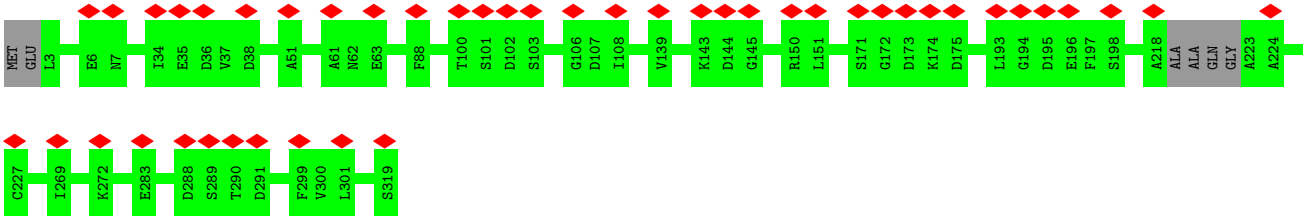

- Molecule 1: Cytosolic protein

Chain FH:

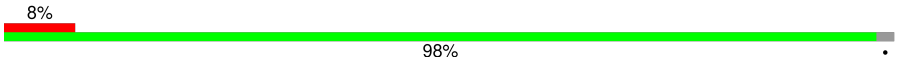

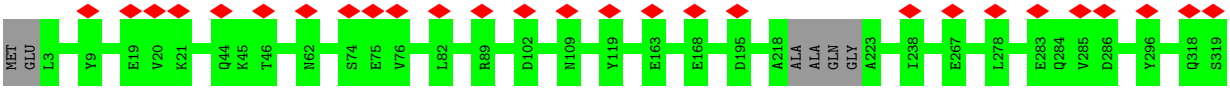

- Molecule 1: Cytosolic protein

Chain FI:

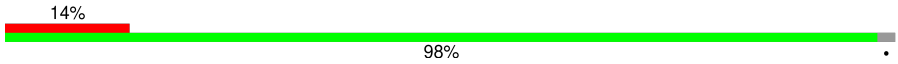

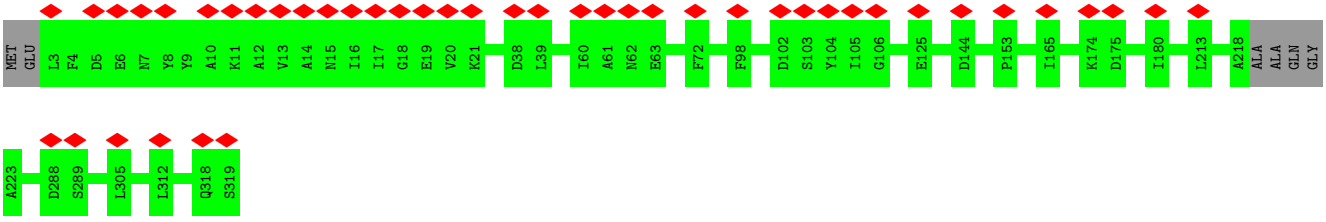

- Molecule 1: Cytosolic protein

Chain FJ:

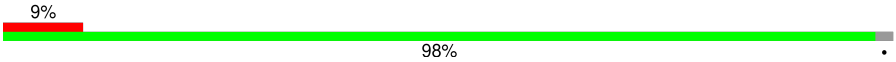

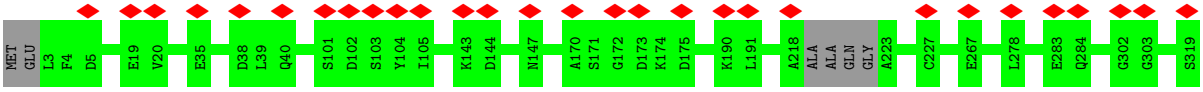

- Molecule 1: Cytosolic protein

Chain FK:

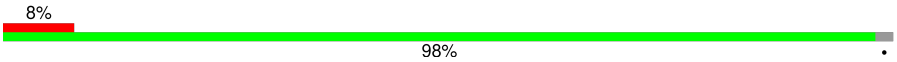

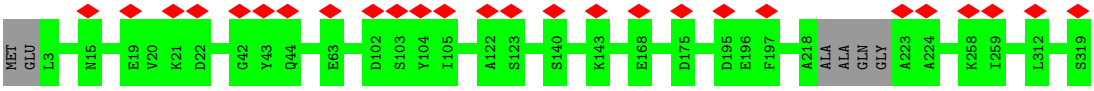

- Molecule 1: Cytosolic protein

Chain FL:

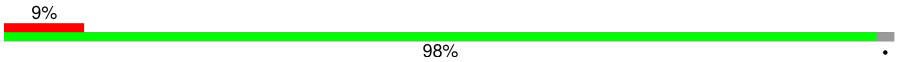

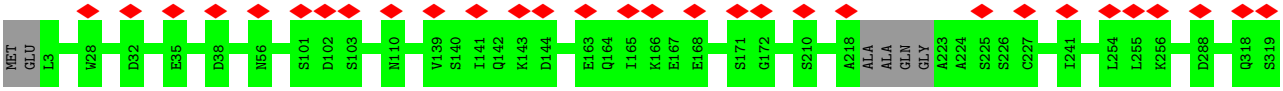

- Molecule 1: Cytosolic protein

Chain FM:

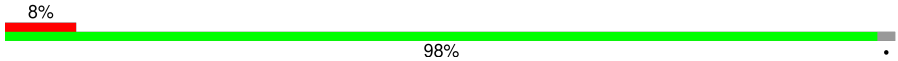

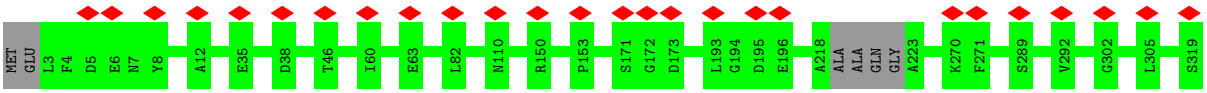

- Molecule 1: Cytosolic protein

Chain FN:

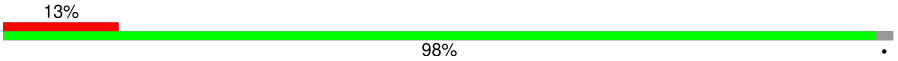

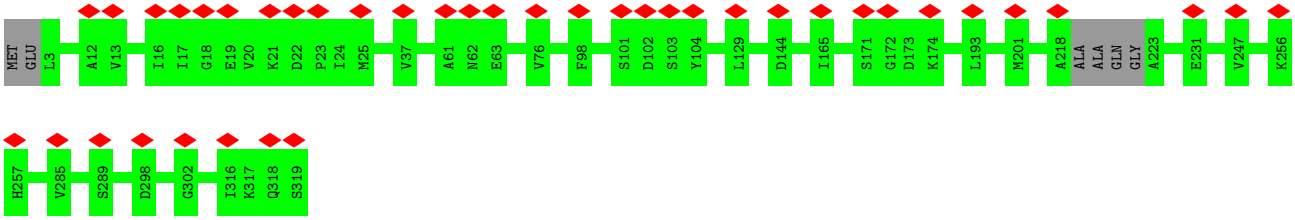

- Molecule 1: Cytosolic protein

Chain FO:

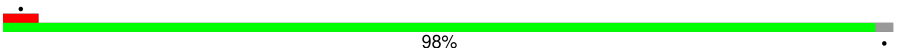

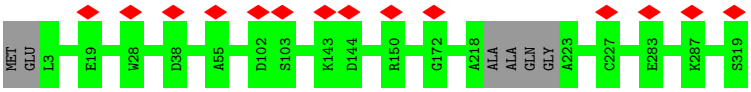

- Molecule 1: Cytosolic protein

Chain FP: 11% 98%

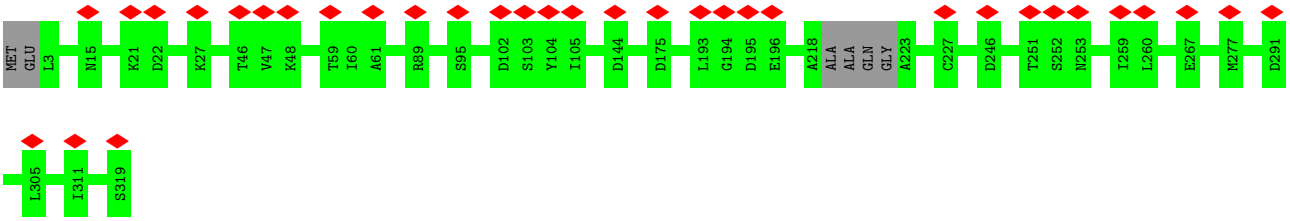

• Molecule 1: Cytosolic protein

Chain FQ: 98%

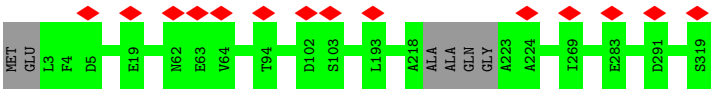

• Molecule 1: Cytosolic protein

Chain FR: 6% 94% 6%



• Molecule 1: Cytosolic protein

Chain FS: 5% 97%

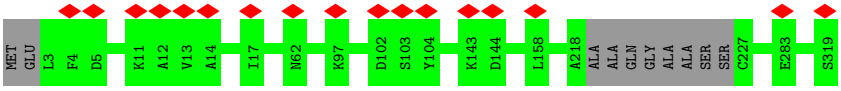

• Molecule 1: Cytosolic protein

Chain FT: 5% 98%

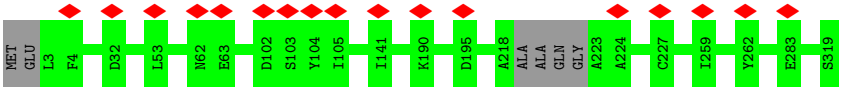

• Molecule 1: Cytosolic protein

Chain FU: 98%

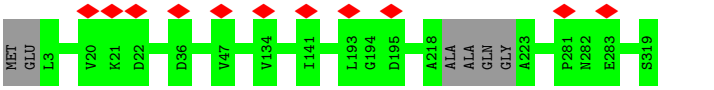

- Molecule 1: Cytosolic protein

Chain FV:

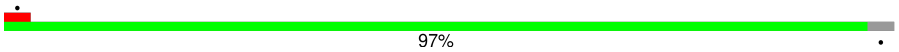

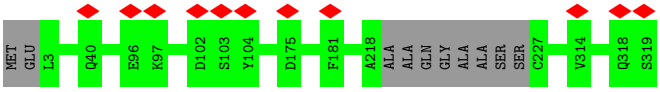

- Molecule 1: Cytosolic protein

Chain FW:

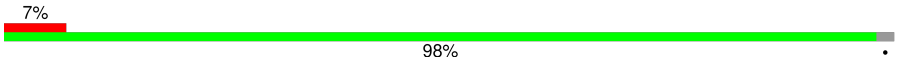

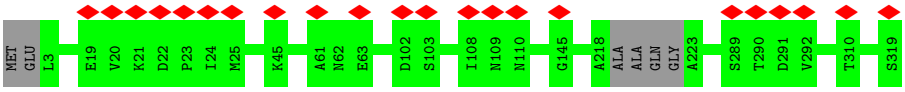

- Molecule 1: Cytosolic protein

Chain FX:

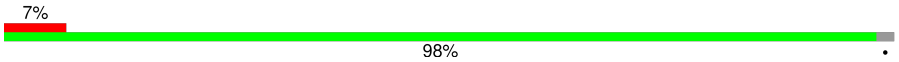

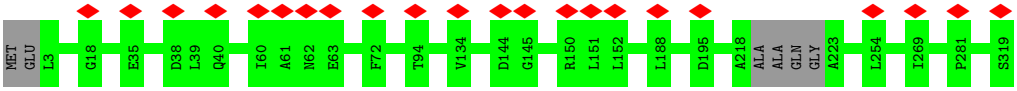

- Molecule 1: Cytosolic protein

Chain FY:

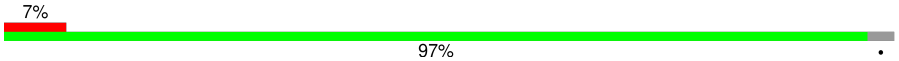

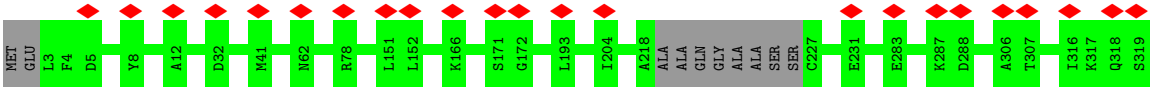

- Molecule 1: Cytosolic protein

Chain FZ:

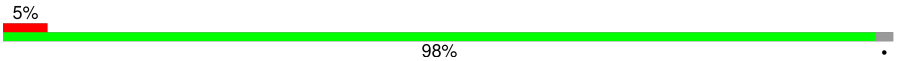

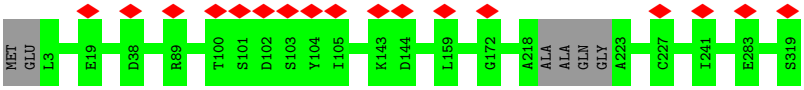

- Molecule 1: Cytosolic protein

Chain Fa:

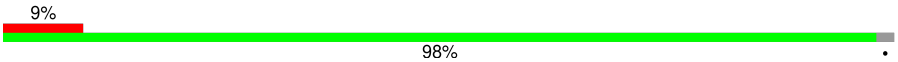

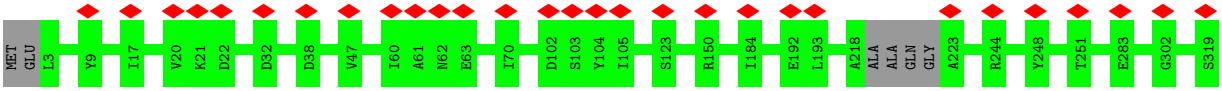

- Molecule 1: Cytosolic protein

Chain Fb:

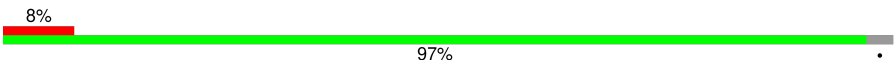

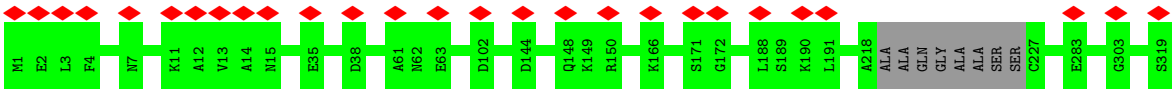

• Molecule 1: Cytosolic protein

Chain Fc:

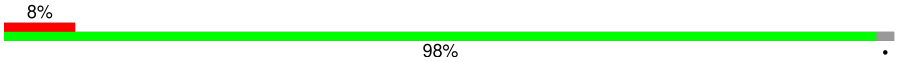

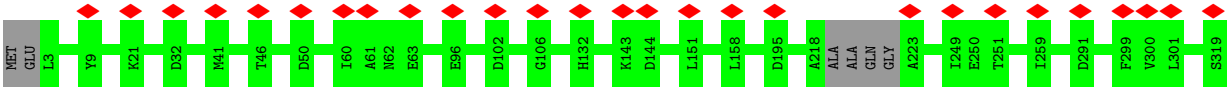

• Molecule 1: Cytosolic protein

Chain Fd:

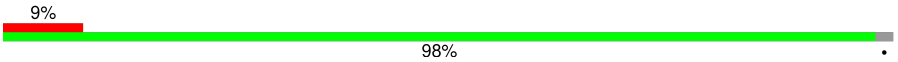

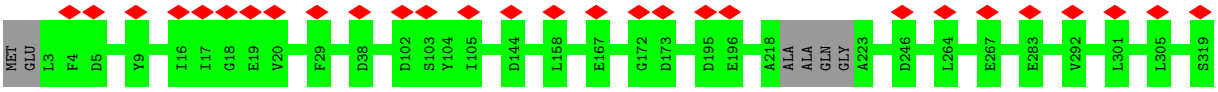

• Molecule 1: Cytosolic protein

Chain Fe:

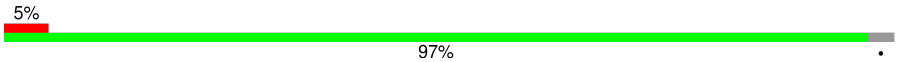

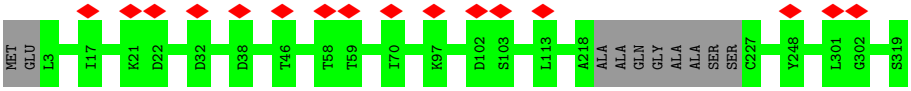

• Molecule 1: Cytosolic protein

Chain Ff:

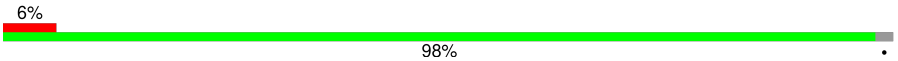

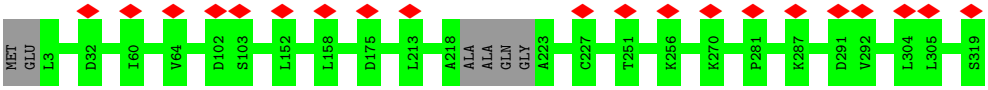

• Molecule 1: Cytosolic protein

Chain Fg:

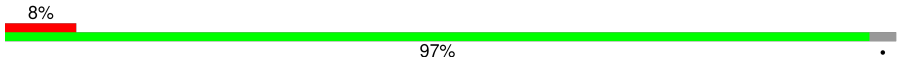

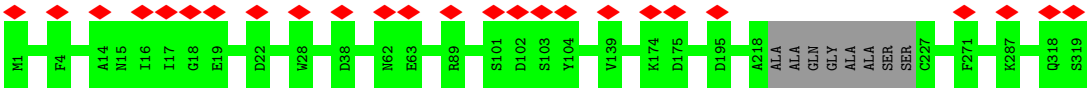

• Molecule 1: Cytosolic protein

Chain Fh:

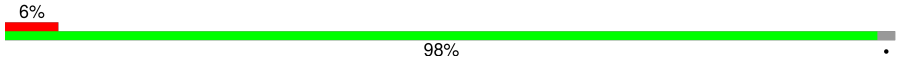

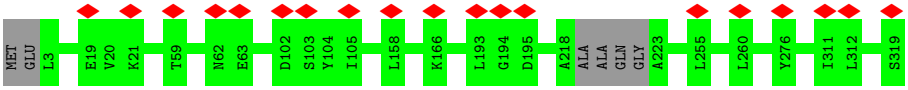

• Molecule 1: Cytosolic protein

Chain Fi:

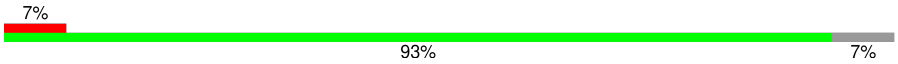

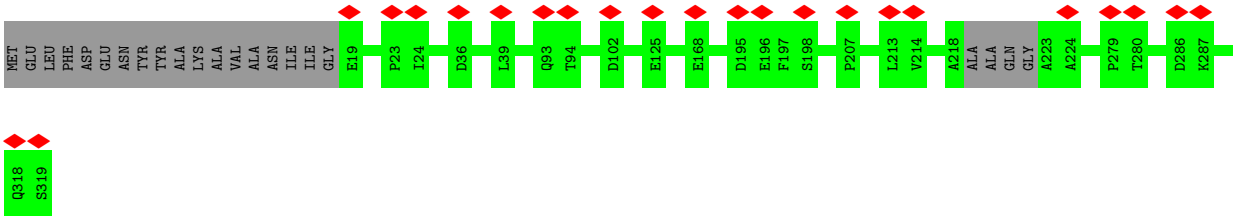

- Molecule 1: Cytosolic protein

Chain Fj:

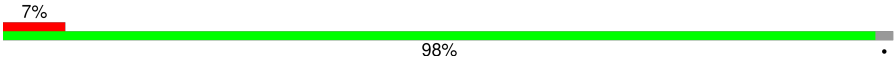

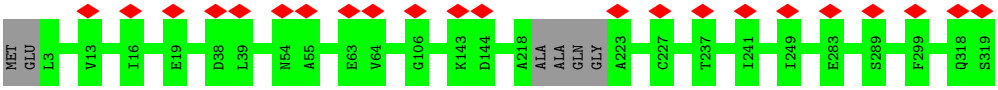

- Molecule 1: Cytosolic protein

Chain Fk:

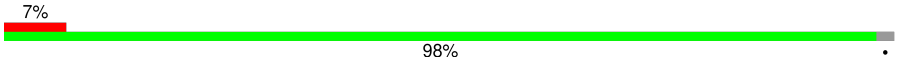

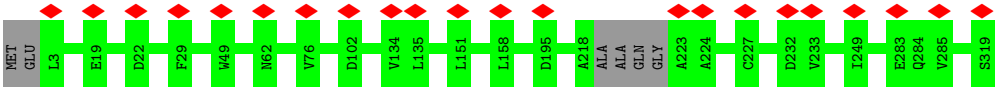

- Molecule 1: Cytosolic protein

Chain Fl:

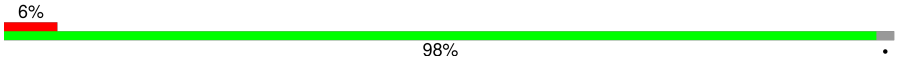

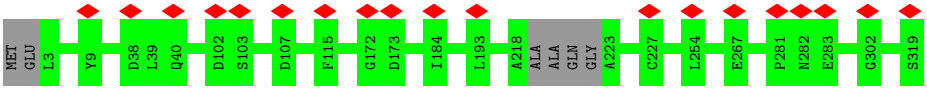

- Molecule 1: Cytosolic protein

Chain Fm:

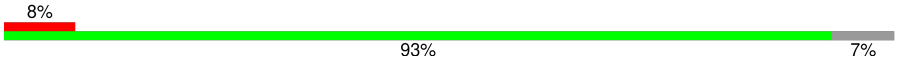

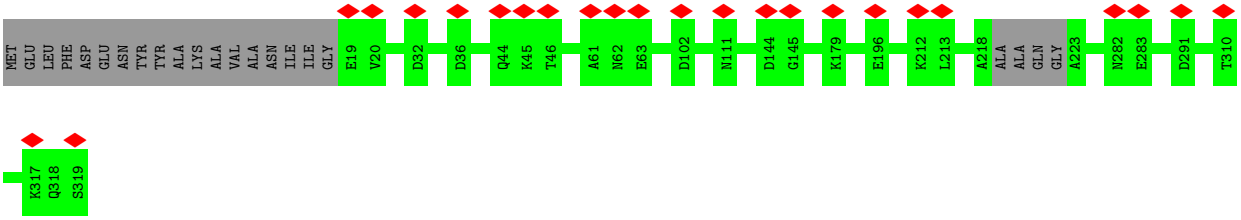

- Molecule 1: Cytosolic protein

Chain Fn:

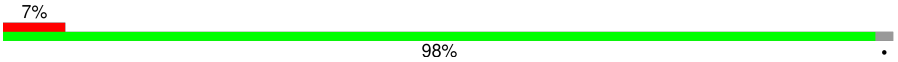

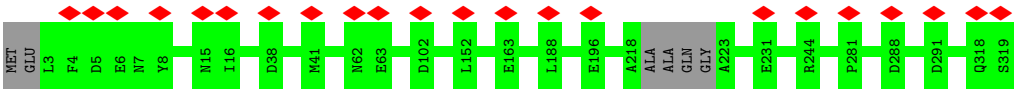

- Molecule 1: Cytosolic protein

Chain Fo:

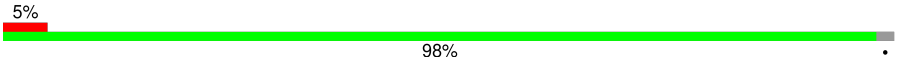

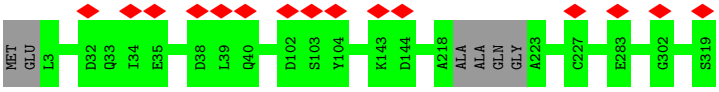

- Molecule 1: Cytosolic protein

Chain Fp:

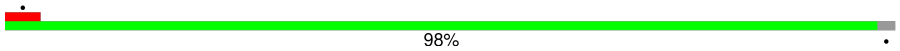

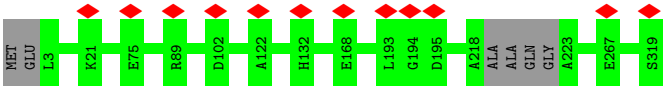

- Molecule 1: Cytosolic protein

Chain Fq:

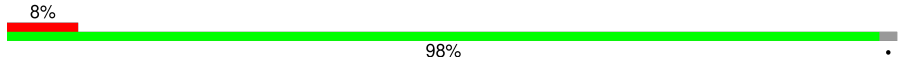

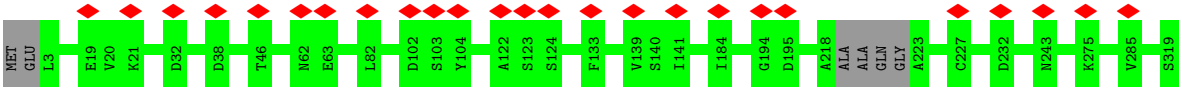

- Molecule 1: Cytosolic protein

Chain Fr:

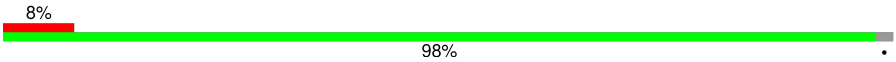

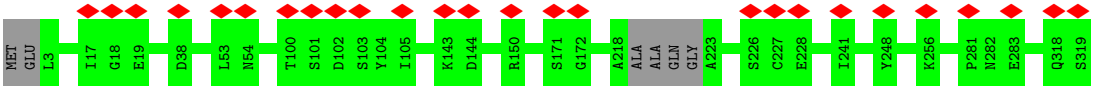

- Molecule 1: Cytosolic protein

Chain Fs:

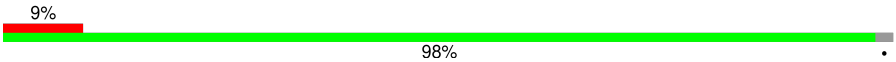

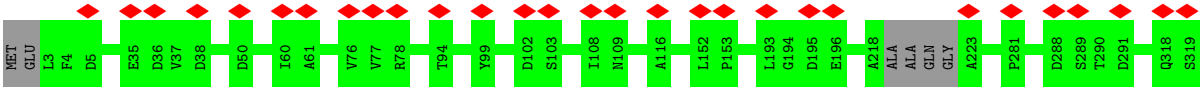

- Molecule 1: Cytosolic protein

Chain Ft:

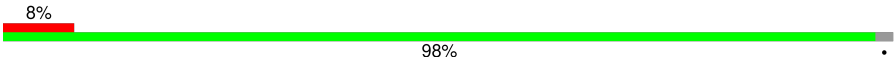

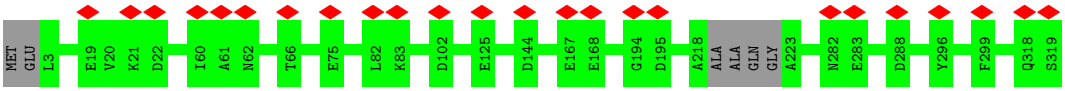

- Molecule 1: Cytosolic protein

Chain Fu:

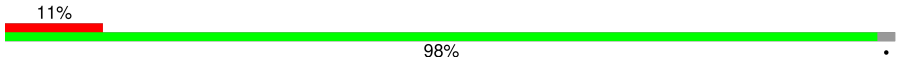

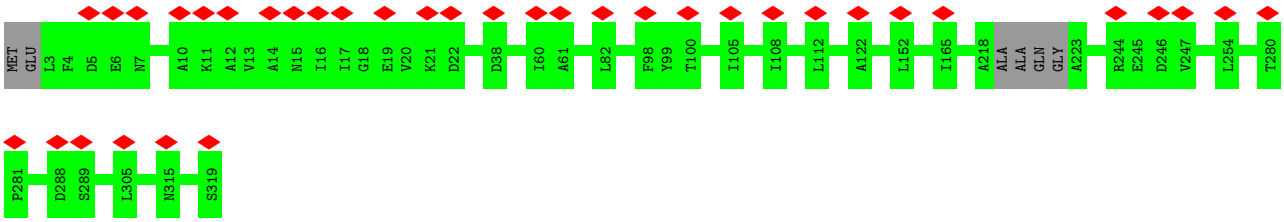

• Molecule 1: Cytosolic protein

Chain Fv:

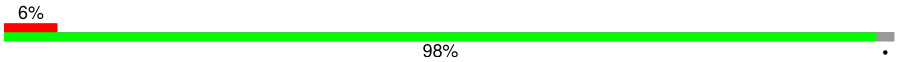

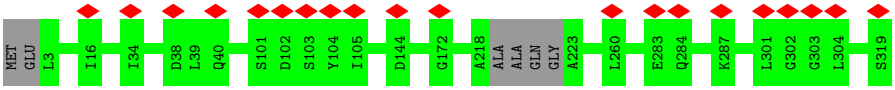

• Molecule 1: Cytosolic protein

Chain Fw:

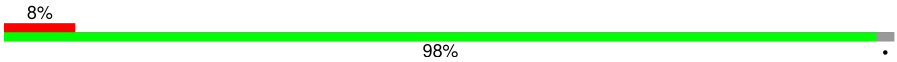

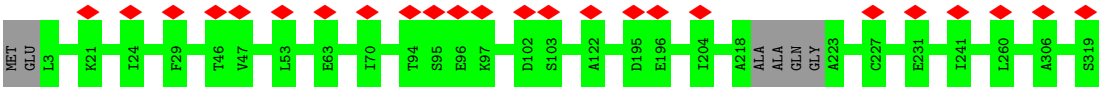

• Molecule 1: Cytosolic protein

Chain Fx:

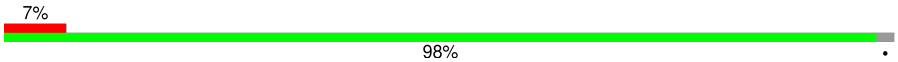

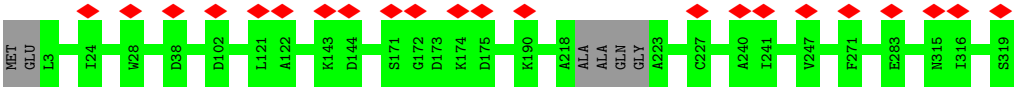

• Molecule 1: Cytosolic protein

Chain Fy:

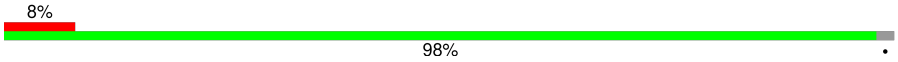

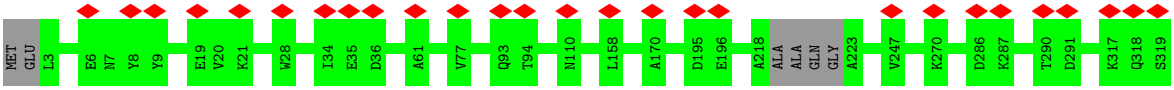

• Molecule 1: Cytosolic protein

Chain Fz:

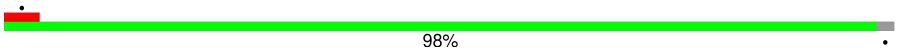

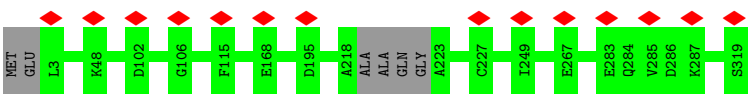

• Molecule 1: Cytosolic protein

Chain GA:

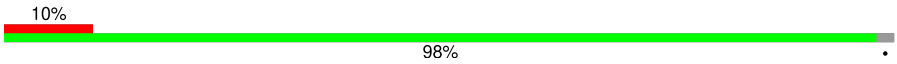

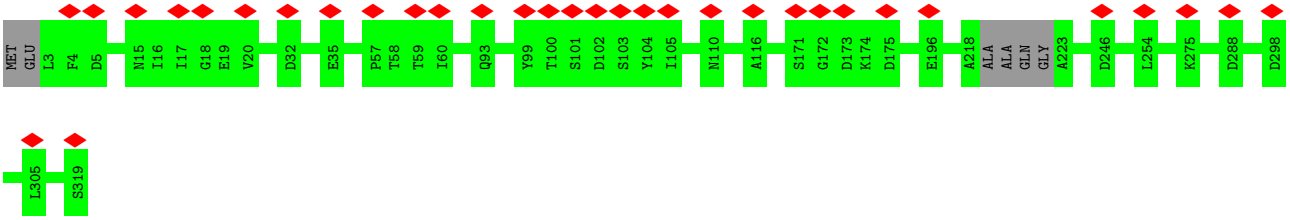

• Molecule 1: Cytosolic protein

Chain GB:

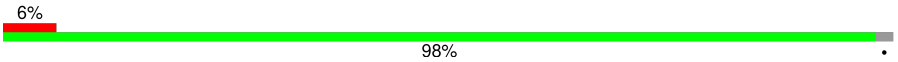

• Molecule 1: Cytosolic protein

Chain GC:

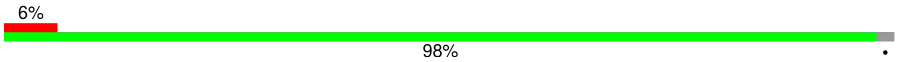

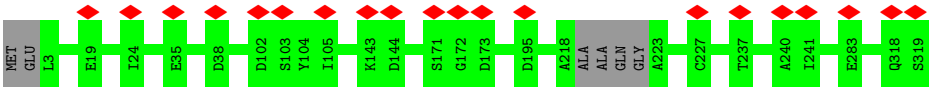

• Molecule 1: Cytosolic protein

Chain GD:

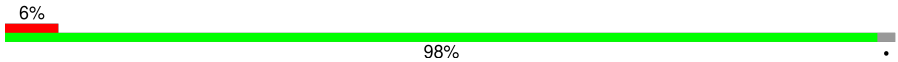

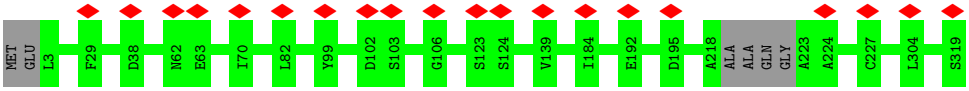

• Molecule 1: Cytosolic protein

Chain GE:

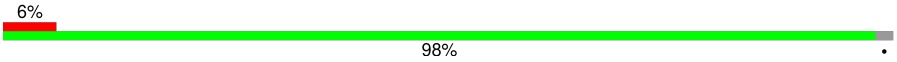

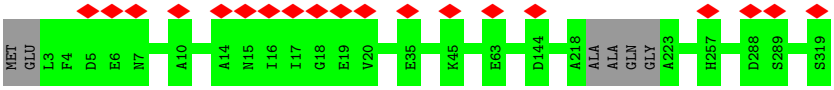

• Molecule 1: Cytosolic protein

Chain GF:

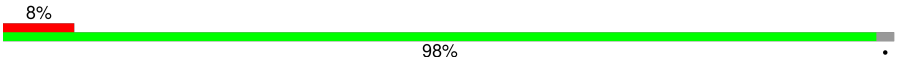

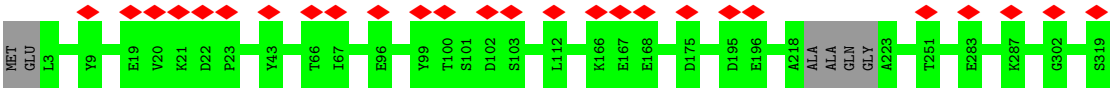

• Molecule 1: Cytosolic protein

Chain GG:

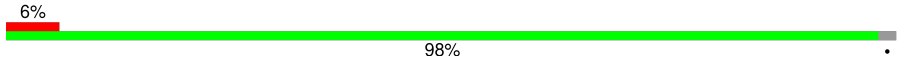

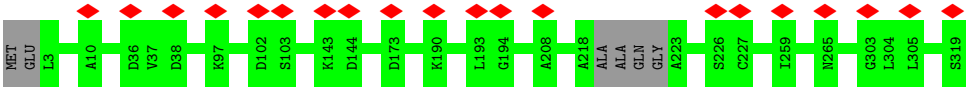

• Molecule 1: Cytosolic protein

Chain GH:

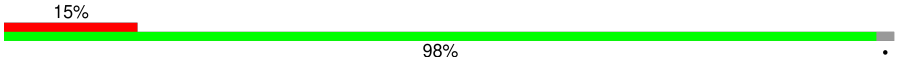

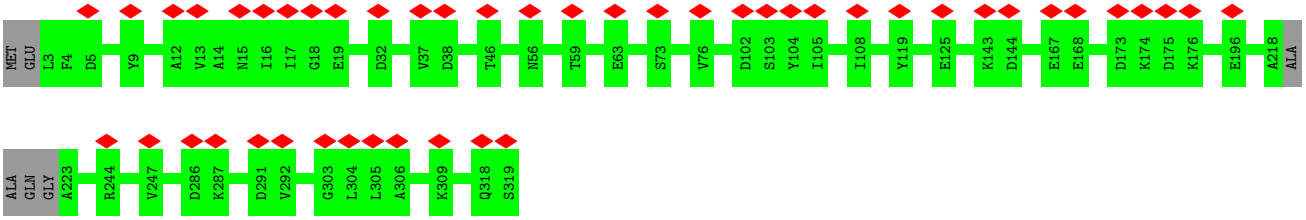

• Molecule 1: Cytosolic protein

Chain GI:

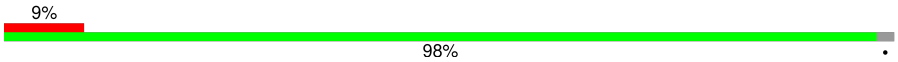

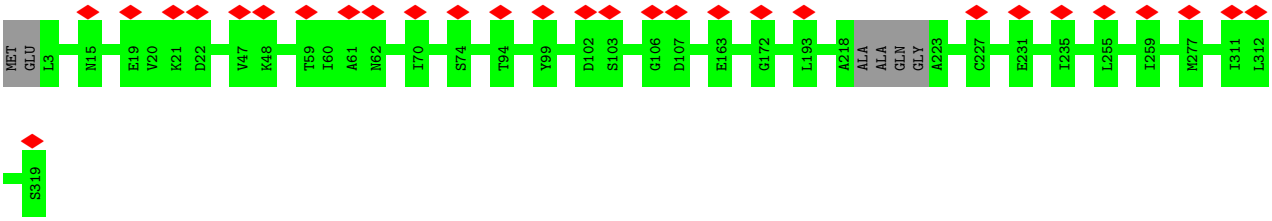

• Molecule 1: Cytosolic protein

Chain GJ:

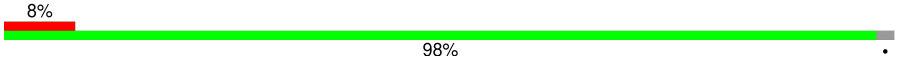

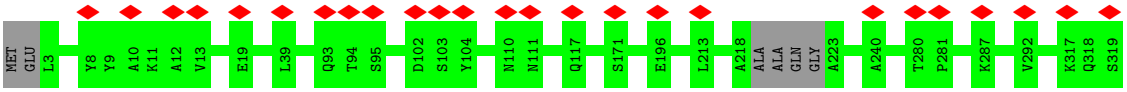

• Molecule 1: Cytosolic protein

Chain GK:

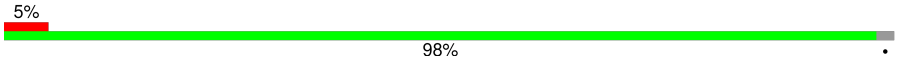

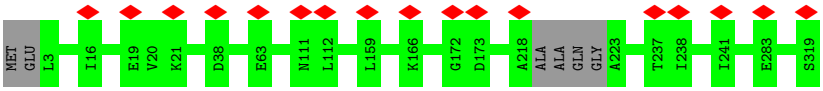

• Molecule 1: Cytosolic protein

Chain GL:

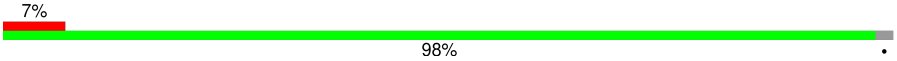

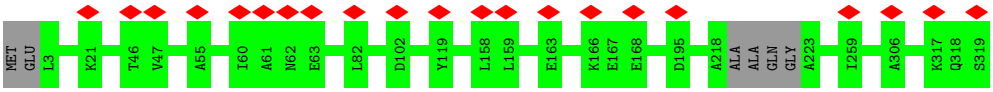

• Molecule 1: Cytosolic protein

Chain GM:

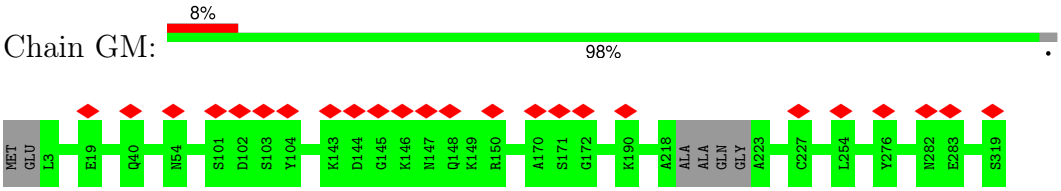

• Molecule 1: Cytosolic protein

Chain GN:

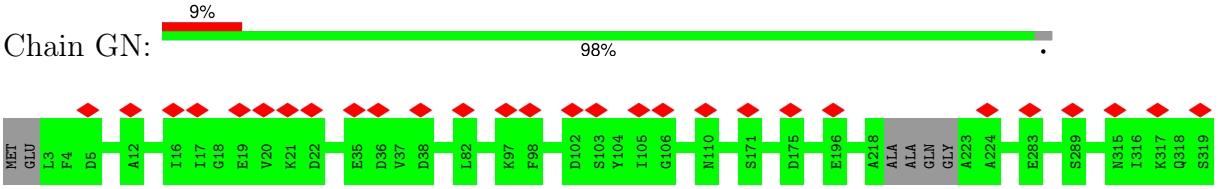

• Molecule 1: Cytosolic protein

Chain GO:

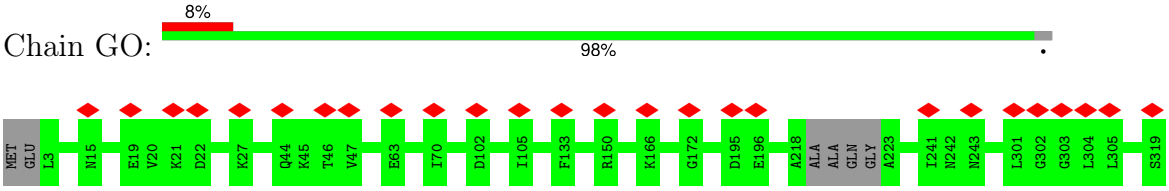

• Molecule 1: Cytosolic protein

Chain GP:

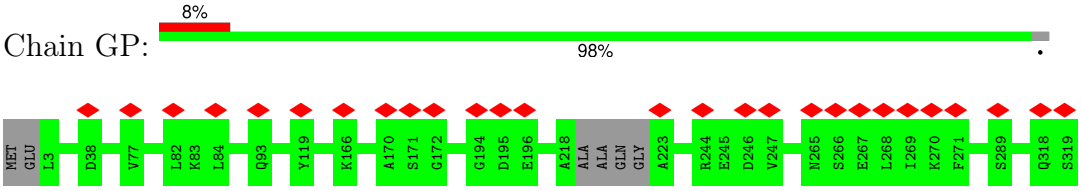

• Molecule 1: Cytosolic protein

Chain GQ:

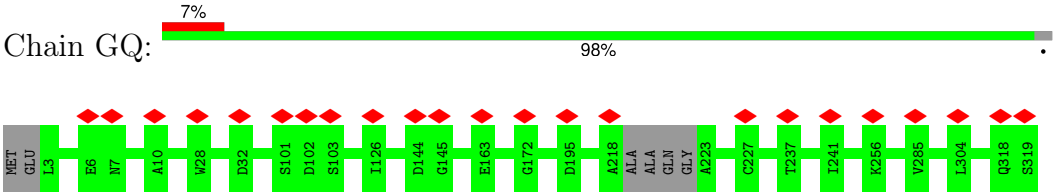

• Molecule 1: Cytosolic protein

Chain GR:

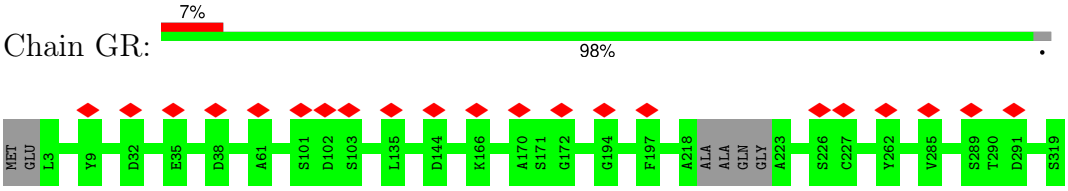

• Molecule 1: Cytosolic protein

Chain GS:

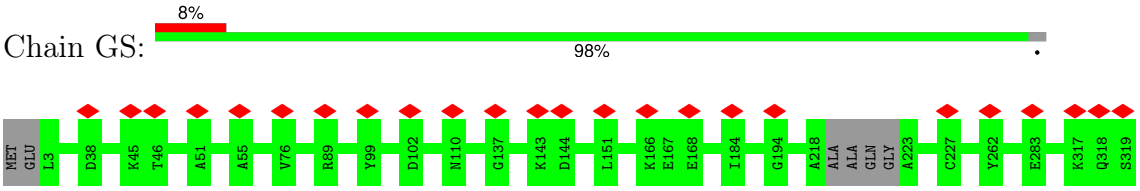

• Molecule 1: Cytosolic protein

Chain GT:

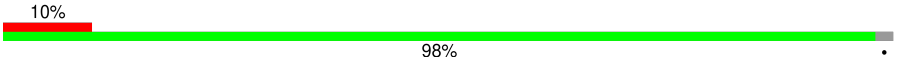

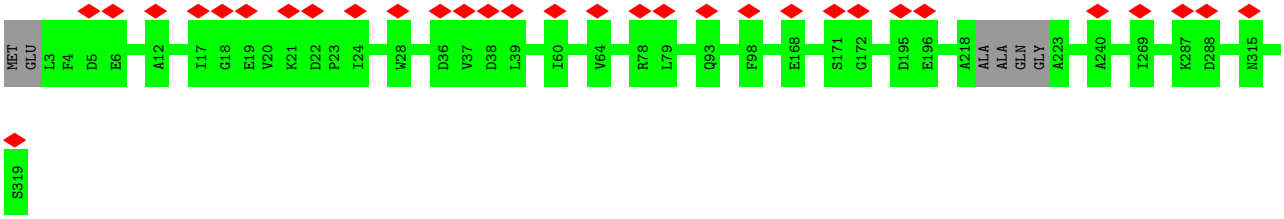

• Molecule 1: Cytosolic protein

Chain Je:

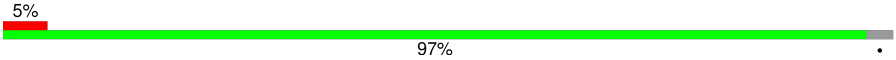

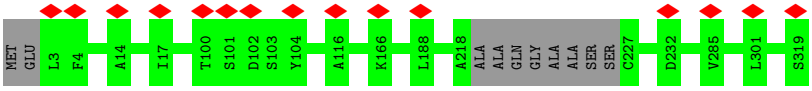

• Molecule 1: Cytosolic protein

Chain Jf:

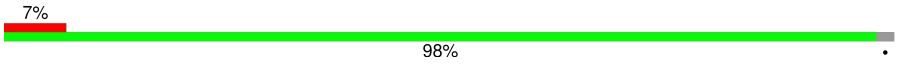

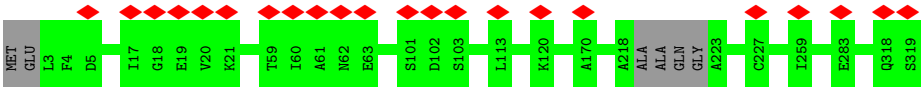

• Molecule 1: Cytosolic protein

Chain Jg:

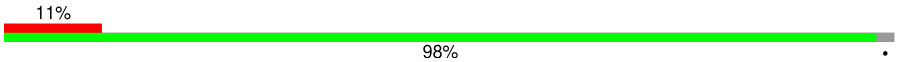

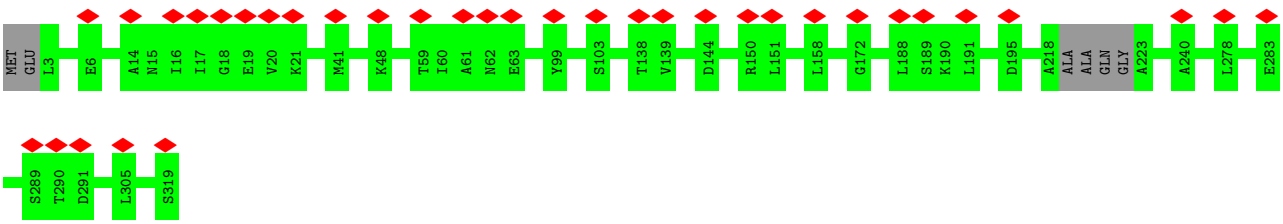

• Molecule 1: Cytosolic protein

Chain Jh:

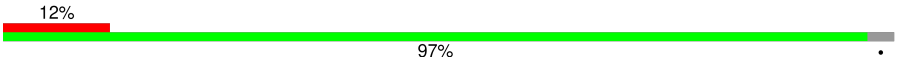

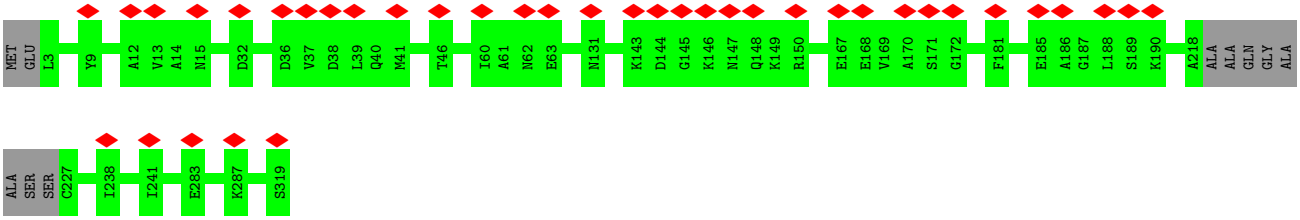

• Molecule 1: Cytosolic protein

Chain Ji:

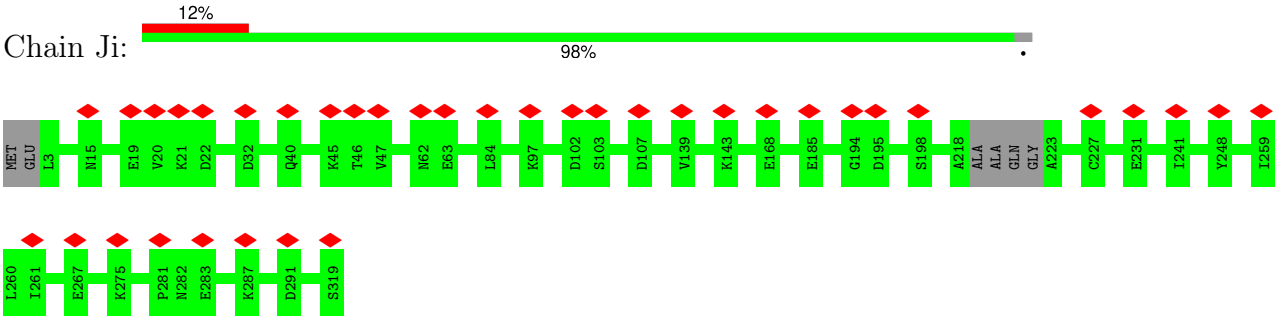

• Molecule 1: Cytosolic protein

Chain Jj:

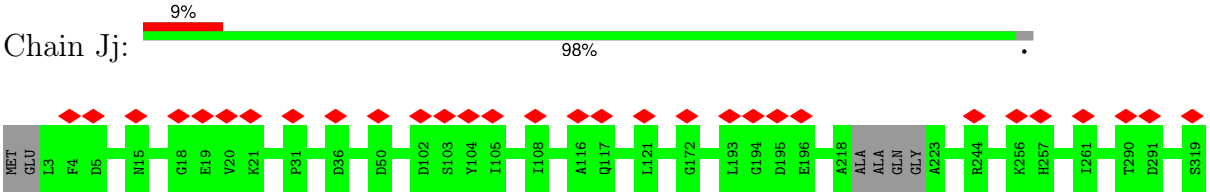

• Molecule 1: Cytosolic protein

Chain Jk:

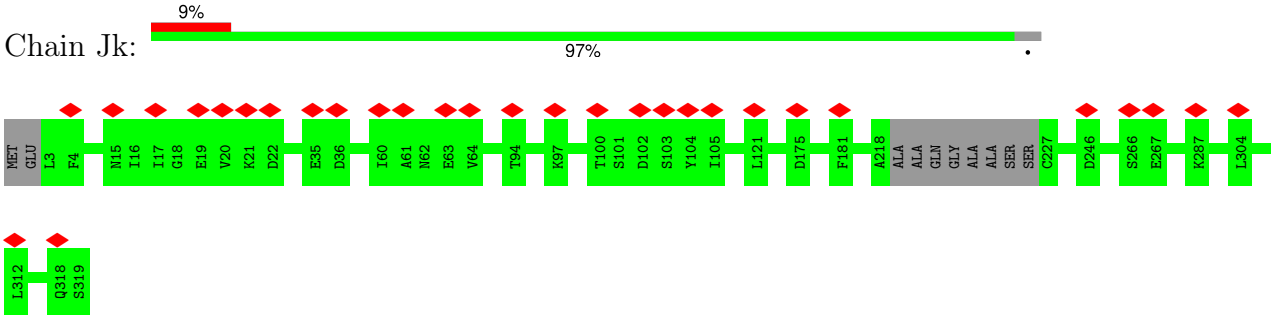

• Molecule 1: Cytosolic protein

Chain Jl:

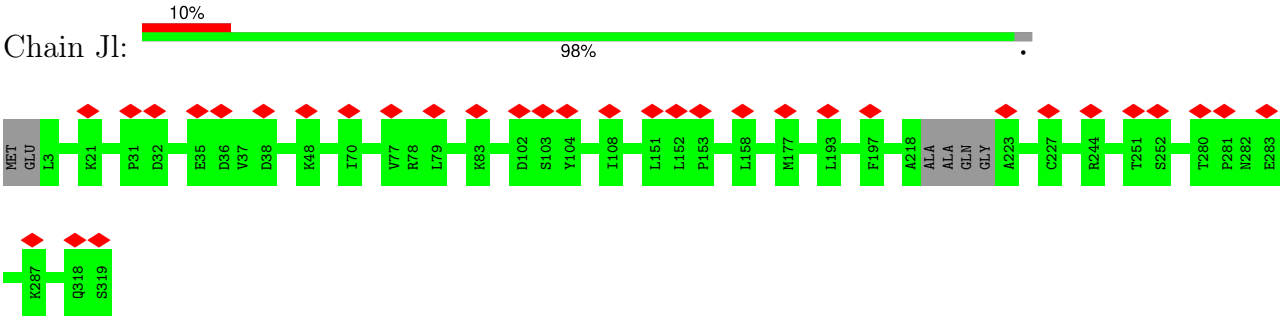

• Molecule 1: Cytosolic protein

Chain Jm:

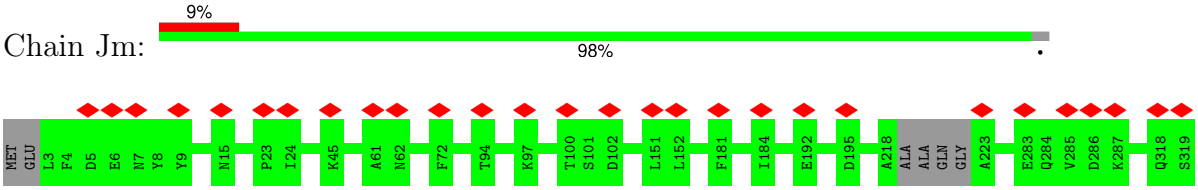

• Molecule 1: Cytosolic protein

Chain Jn:

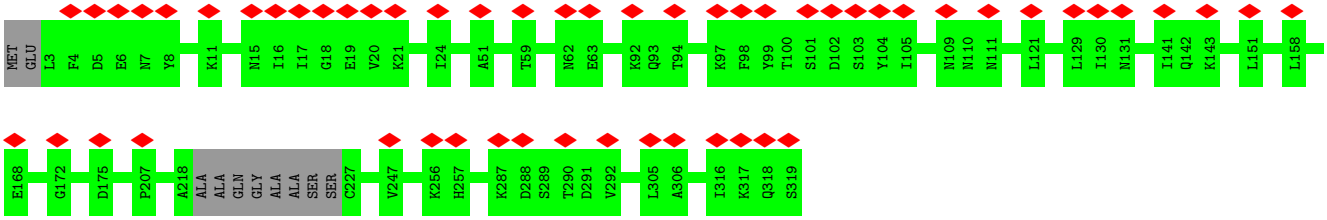

- Molecule 1: Cytosolic protein

Chain Jo:

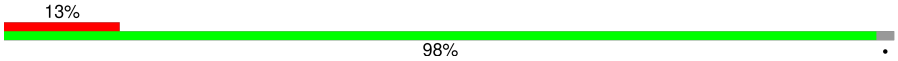

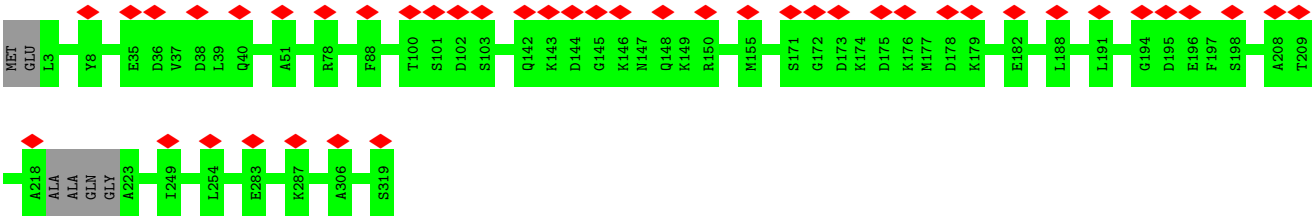

- Molecule 1: Cytosolic protein

Chain Jp:

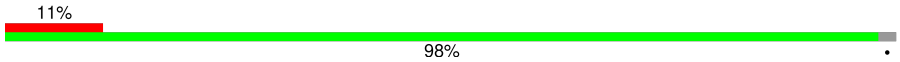

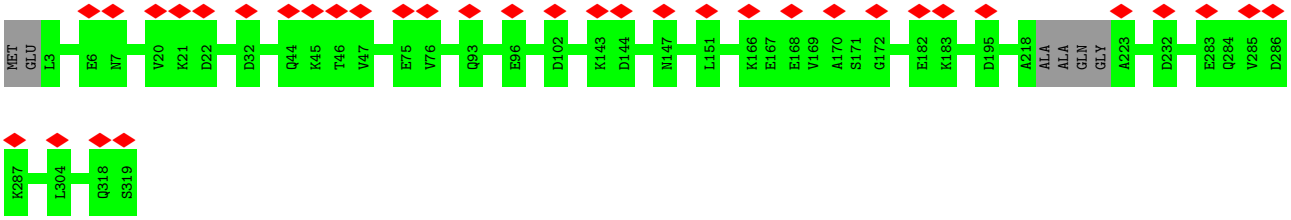

- Molecule 1: Cytosolic protein

Chain Jq:

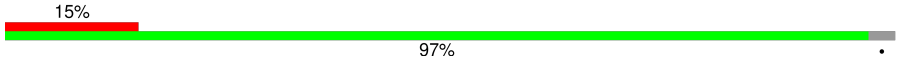

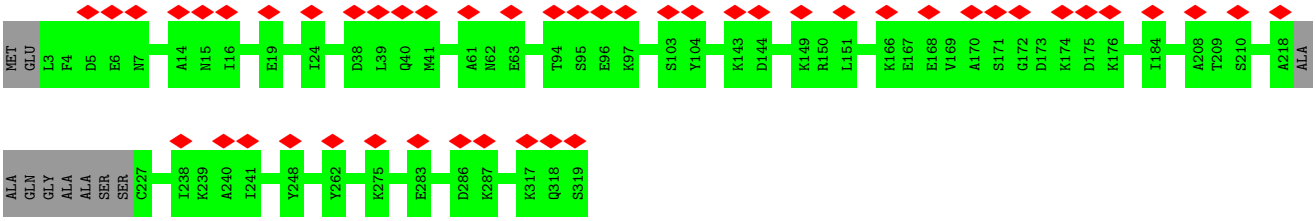

- Molecule 1: Cytosolic protein

Chain Jr:

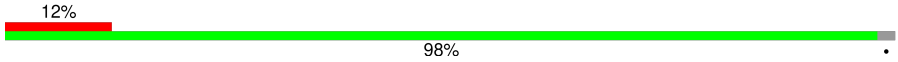

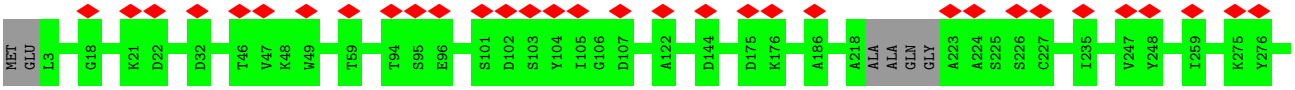

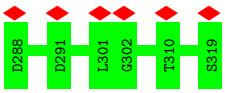

• Molecule 1: Cytosolic protein

Chain Js:

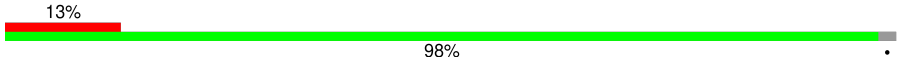

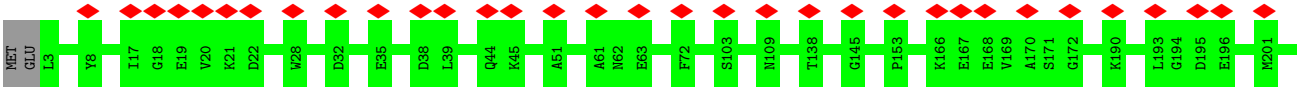

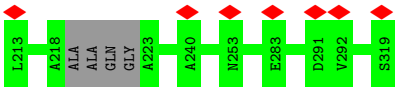

• Molecule 1: Cytosolic protein

Chain Jt:

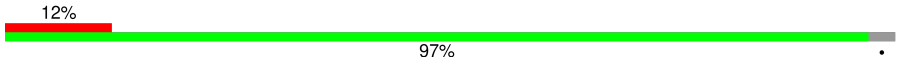

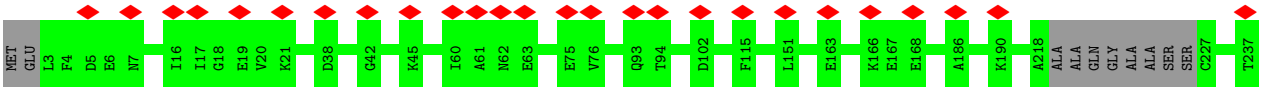

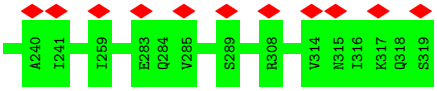

• Molecule 1: Cytosolic protein

Chain Ju:

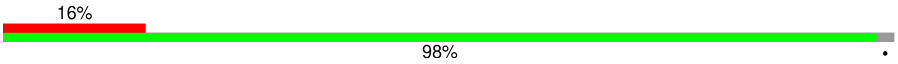

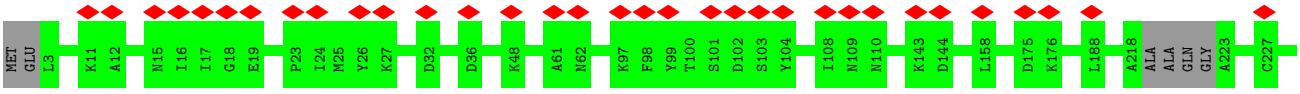

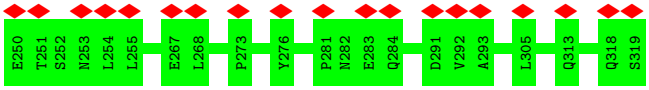

• Molecule 1: Cytosolic protein

Chain Jv:

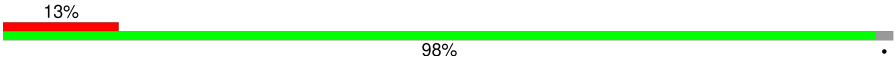

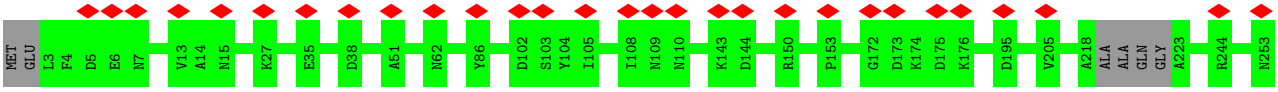

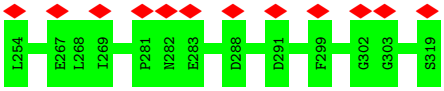

• Molecule 1: Cytosolic protein

Chain Jw:

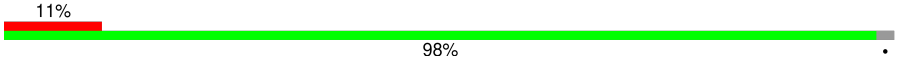

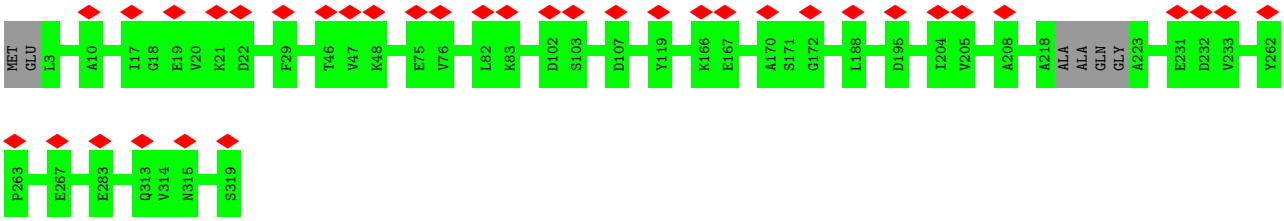

- Molecule 1: Cytosolic protein

Chain Jx:

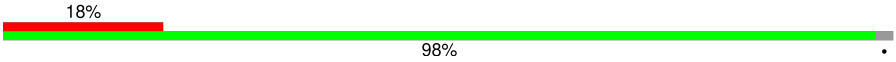

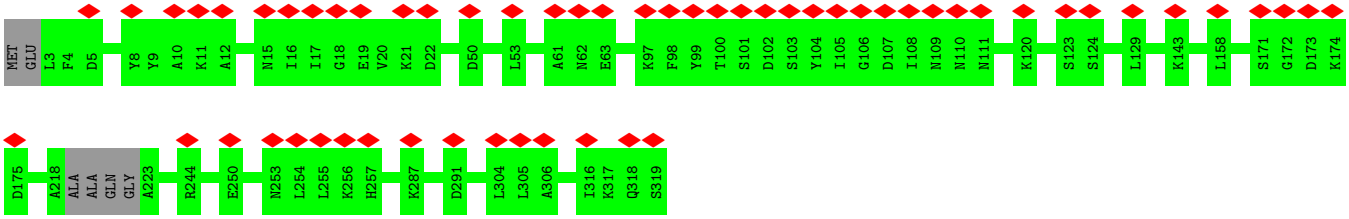

- Molecule 1: Cytosolic protein

Chain Jy:

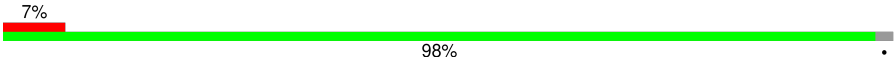

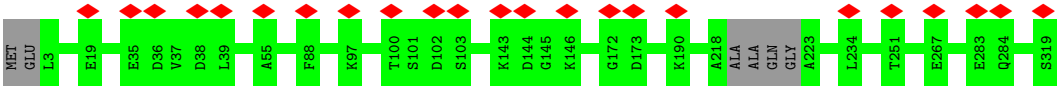

- Molecule 1: Cytosolic protein

Chain Jz:

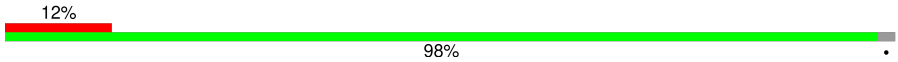

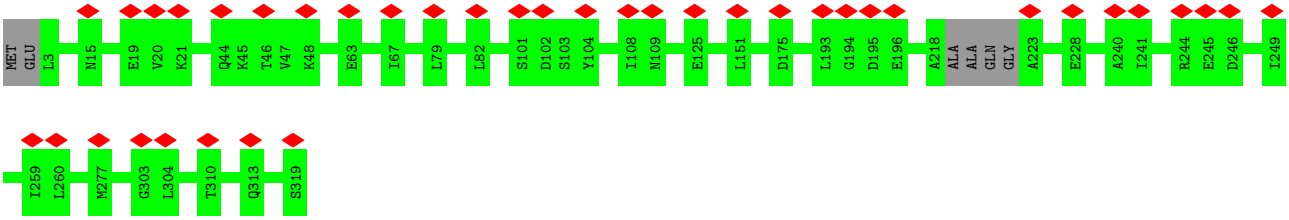

- Molecule 1: Cytosolic protein

Chain KA:

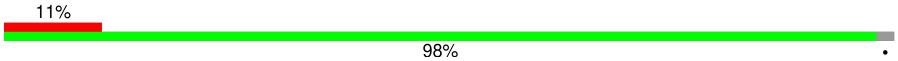

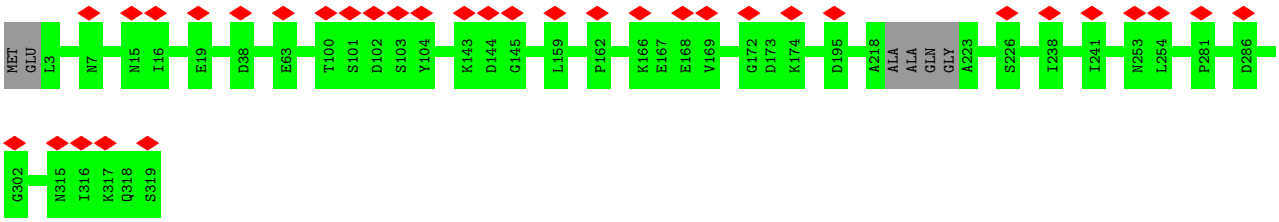

- Molecule 1: Cytosolic protein

Chain KB:

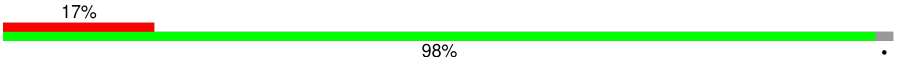

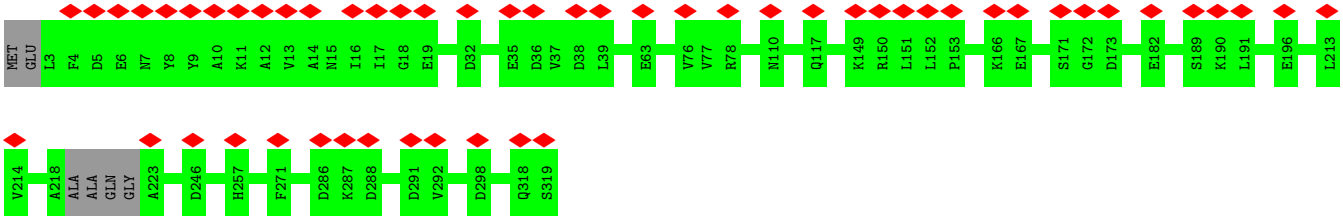

- Molecule 1: Cytosolic protein

Chain KC:

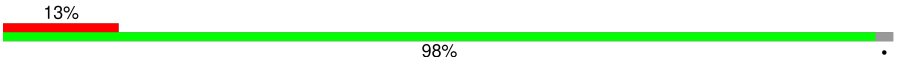

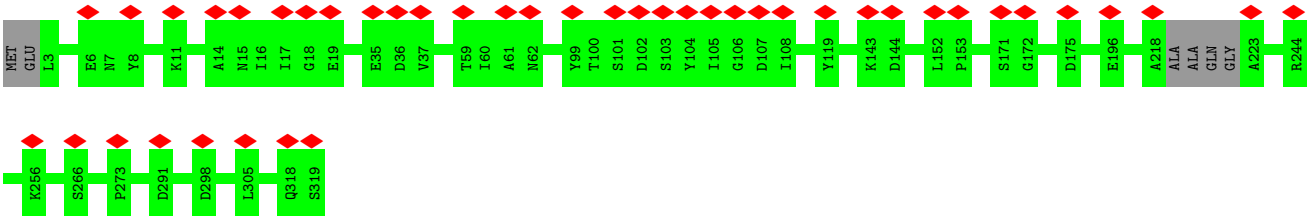

- Molecule 1: Cytosolic protein

Chain KD:

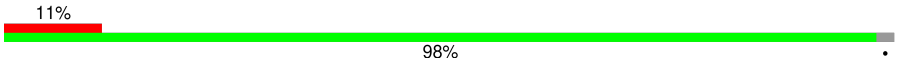

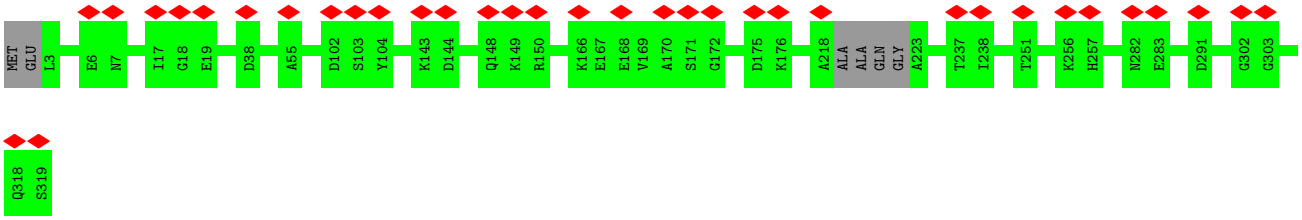

- Molecule 1: Cytosolic protein

Chain KE:

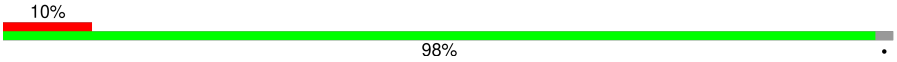

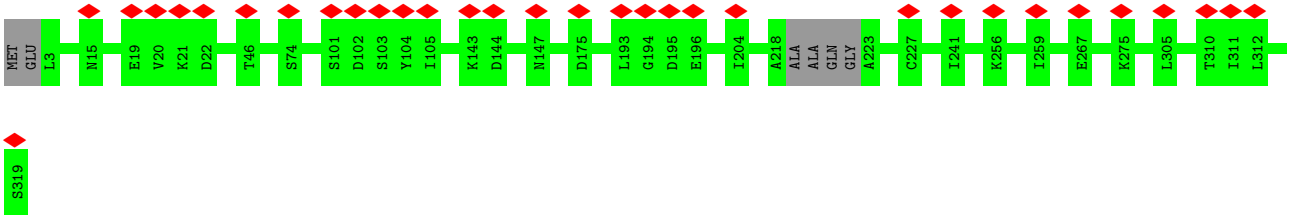

- Molecule 1: Cytosolic protein

Chain KF:

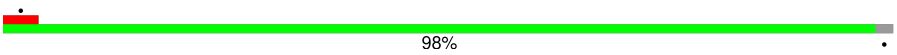

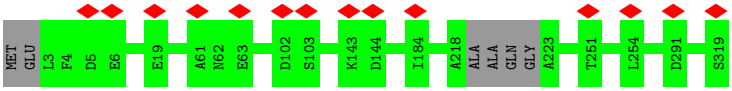

• Molecule 1: Cytosolic protein

Chain KG:

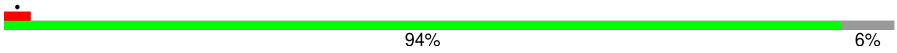



• Molecule 1: Cytosolic protein

Chain KH:

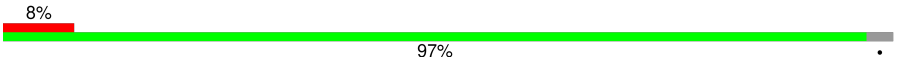

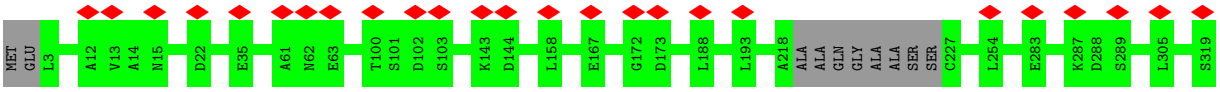

• Molecule 1: Cytosolic protein

Chain KI:

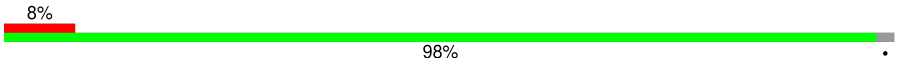

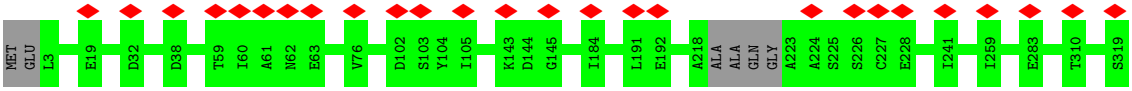

• Molecule 1: Cytosolic protein

Chain KJ:

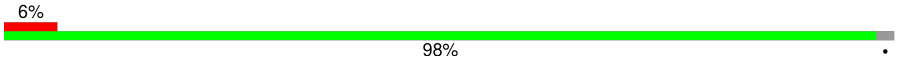

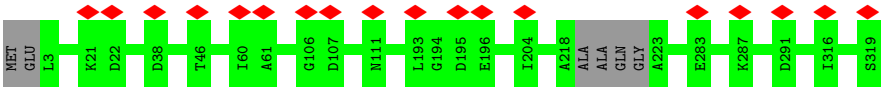

• Molecule 1: Cytosolic protein

Chain KK:

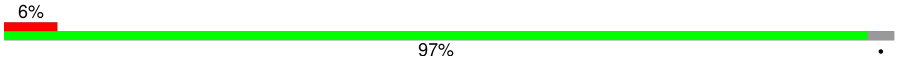

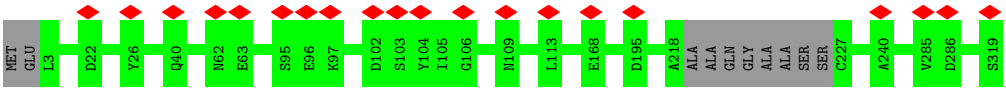

• Molecule 1: Cytosolic protein

Chain KL:

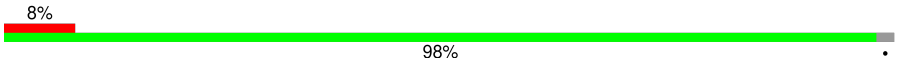

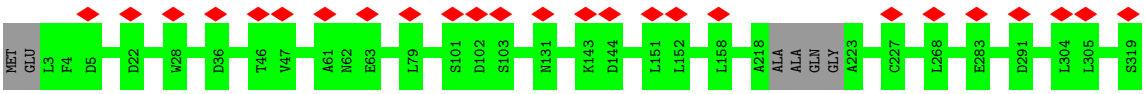

• Molecule 1: Cytosolic protein

Chain KM:

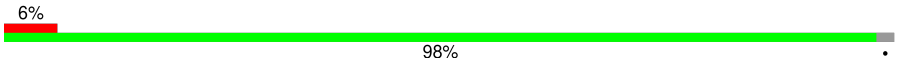

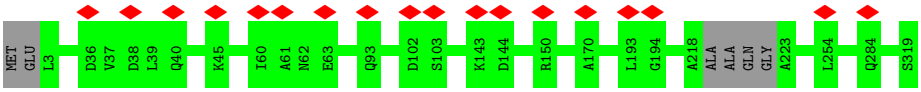

• Molecule 1: Cytosolic protein

Chain KN:

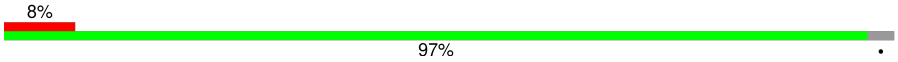

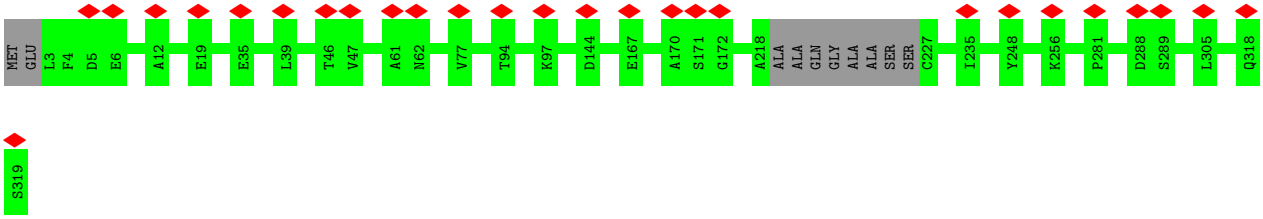

• Molecule 1: Cytosolic protein

Chain KO:

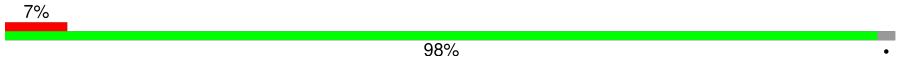

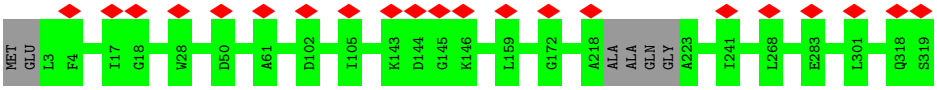

• Molecule 1: Cytosolic protein

Chain KP:

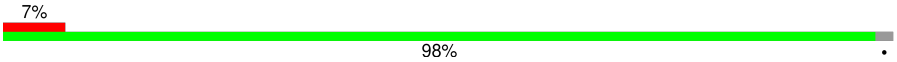

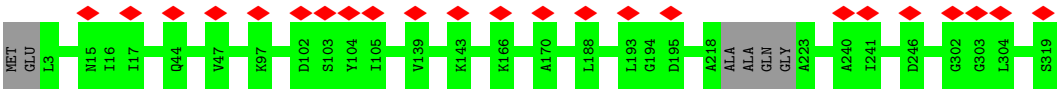

• Molecule 1: Cytosolic protein

Chain KQ:

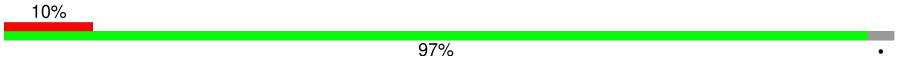

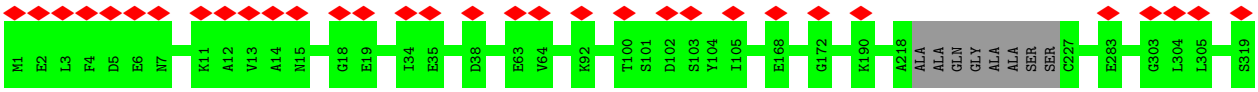

• Molecule 1: Cytosolic protein

Chain KR:

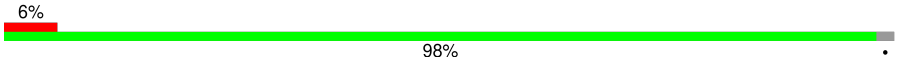

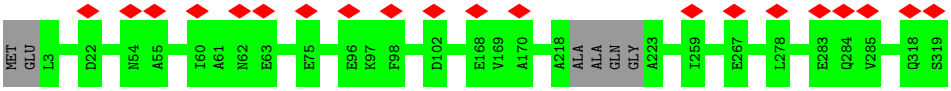

• Molecule 1: Cytosolic protein

Chain KS:

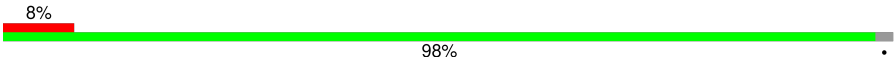

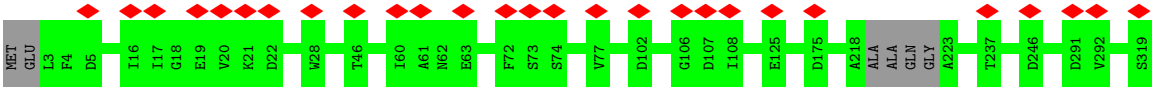

• Molecule 1: Cytosolic protein

Chain KT:

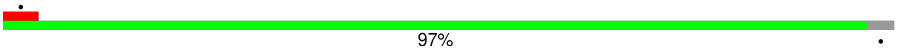

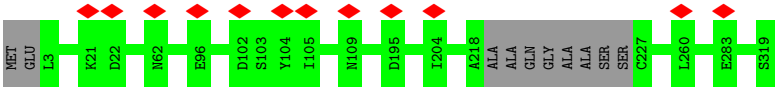

• Molecule 1: Cytosolic protein

Chain KU:

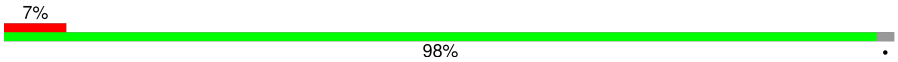

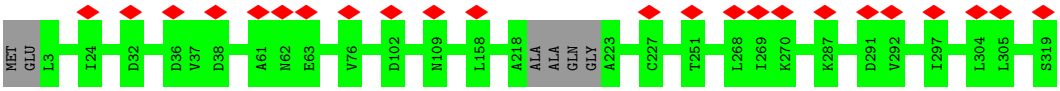

• Molecule 1: Cytosolic protein

Chain KV:

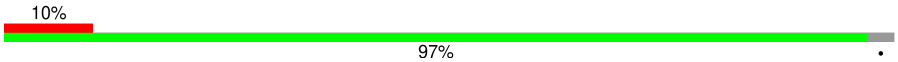

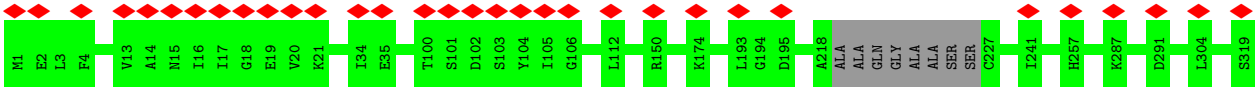

• Molecule 1: Cytosolic protein

Chain KW:

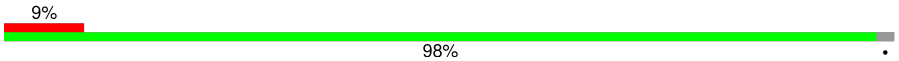

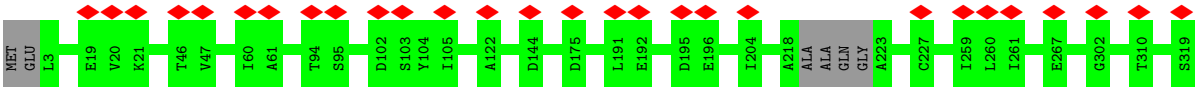

• Molecule 1: Cytosolic protein

Chain KX:

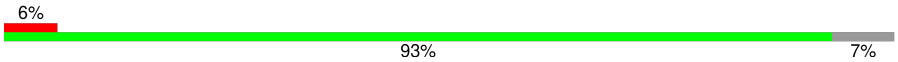

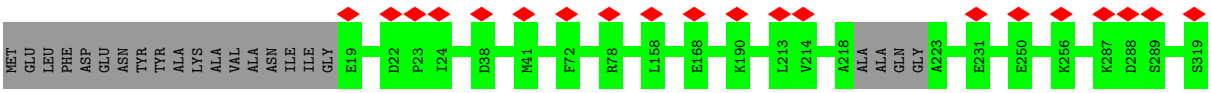

• Molecule 1: Cytosolic protein

Chain KY:

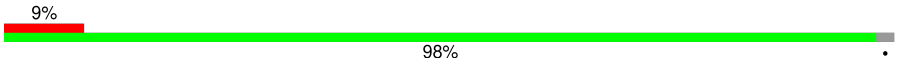

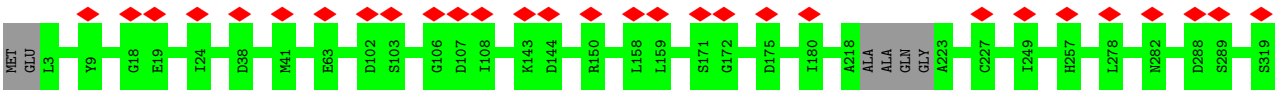

• Molecule 1: Cytosolic protein

Chain KZ:

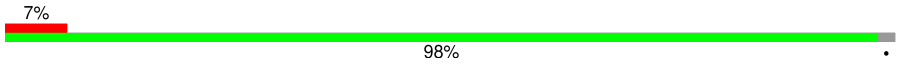

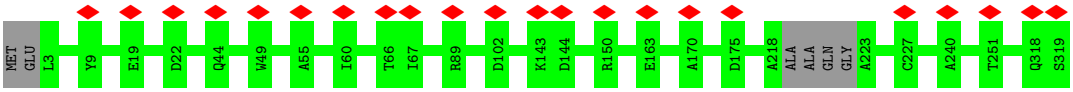

- Molecule 1: Cytosolic protein

Chain Ka:

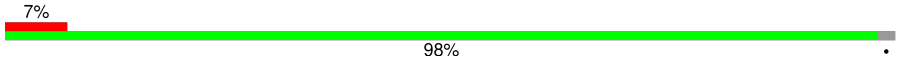

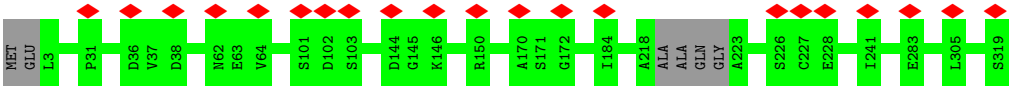

- Molecule 1: Cytosolic protein

Chain Kb:

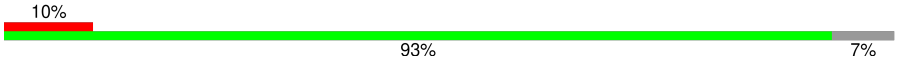

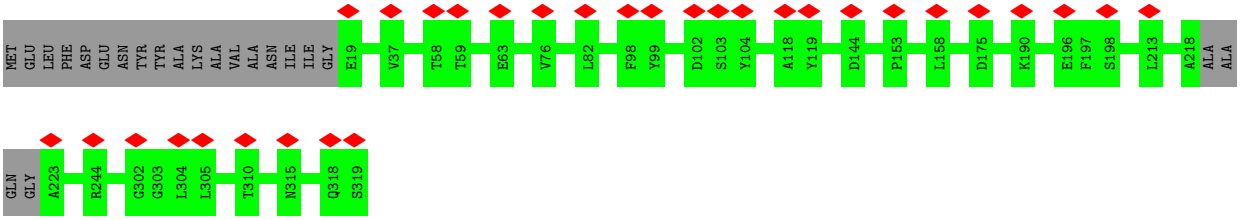

- Molecule 1: Cytosolic protein

Chain Kc:

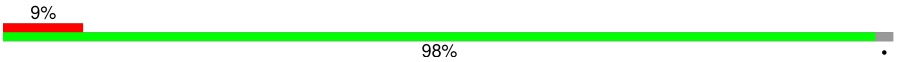

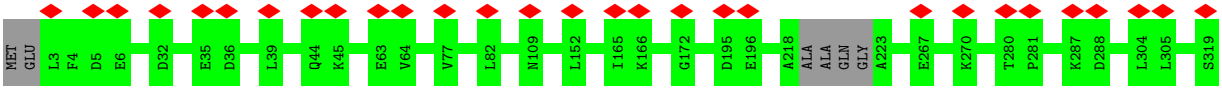

- Molecule 1: Cytosolic protein

Chain Kd:

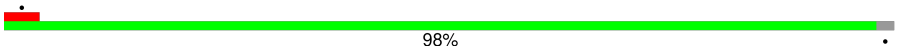

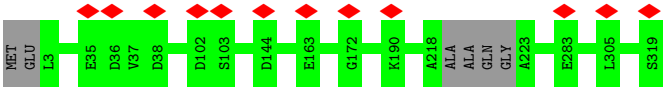

- Molecule 1: Cytosolic protein

Chain Ke:

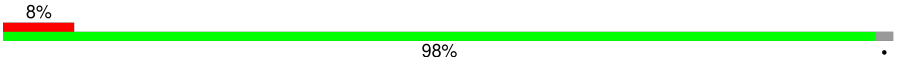

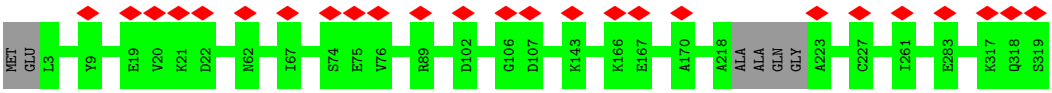

- Molecule 1: Cytosolic protein

Chain Kf:

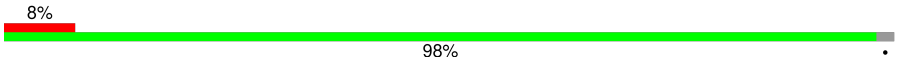

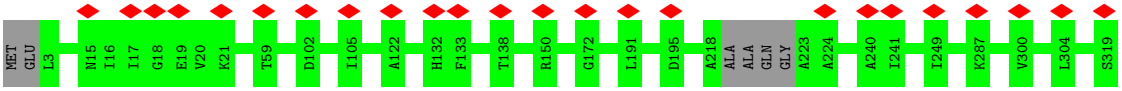

• Molecule 1: Cytosolic protein

Chain Kg:

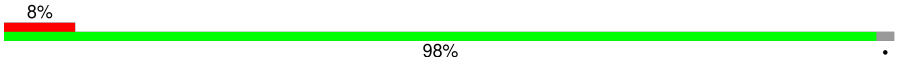

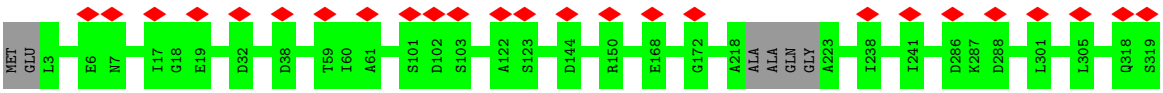

• Molecule 1: Cytosolic protein

Chain Kh:

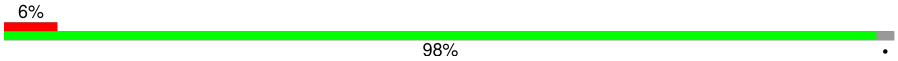

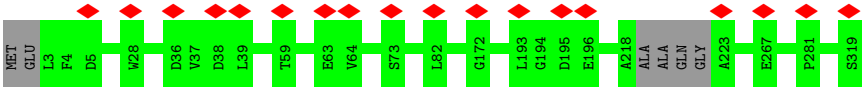

• Molecule 1: Cytosolic protein

Chain Ki:

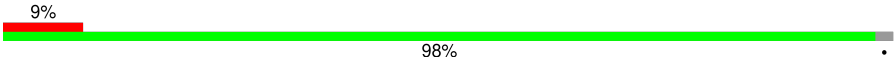

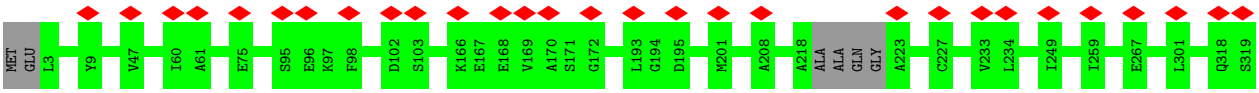

• Molecule 1: Cytosolic protein

Chain Kj:

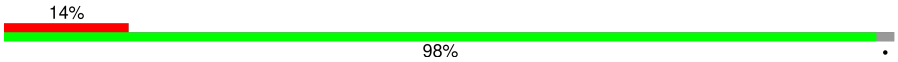

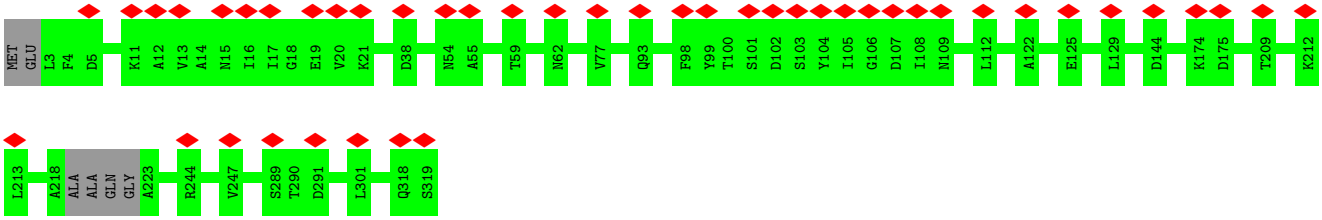

• Molecule 1: Cytosolic protein

Chain Kk:

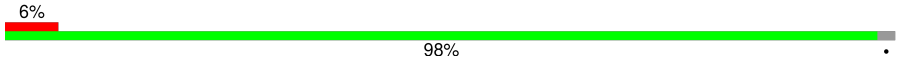

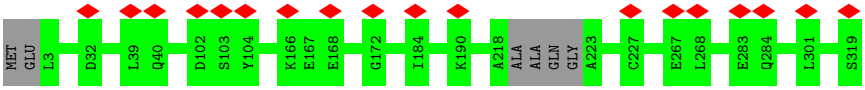

• Molecule 1: Cytosolic protein

Chain Kl:

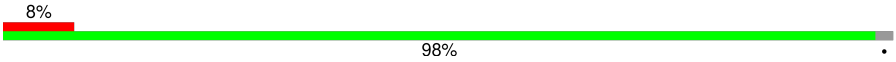

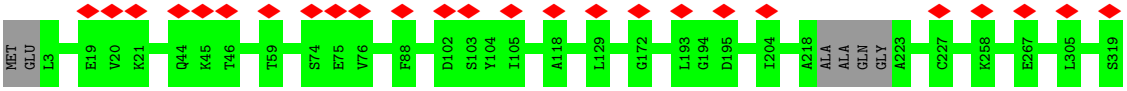

• Molecule 1: Cytosolic protein

Chain Km:

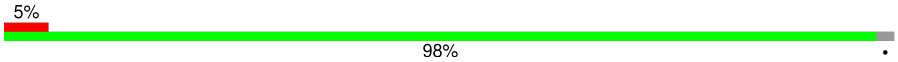

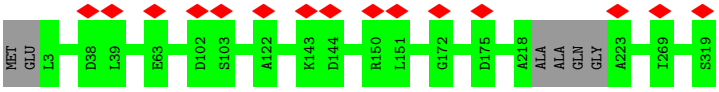

• Molecule 1: Cytosolic protein

Chain Kn:

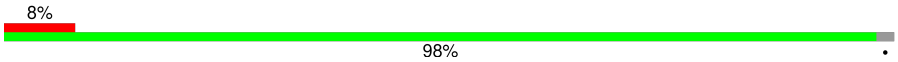

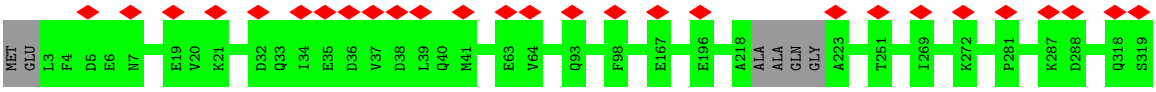

• Molecule 1: Cytosolic protein

Chain Ko:

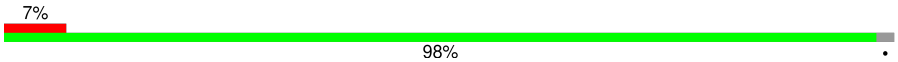

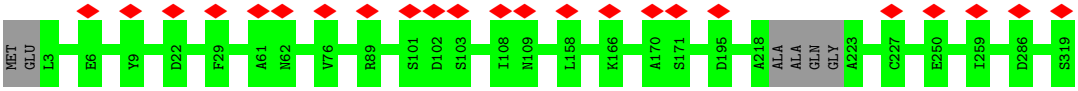

• Molecule 1: Cytosolic protein

Chain Kp:

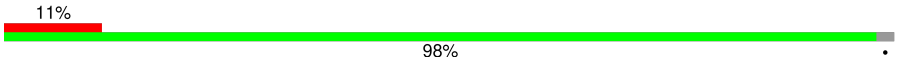

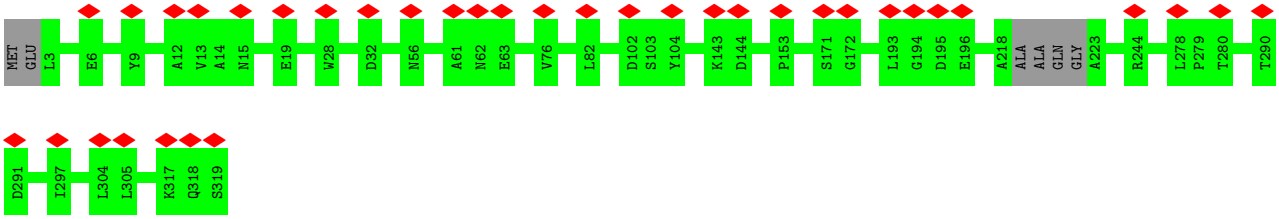

• Molecule 1: Cytosolic protein

Chain Kq:

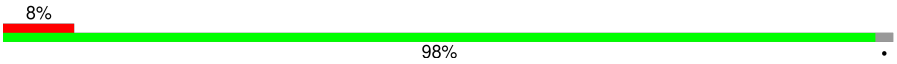

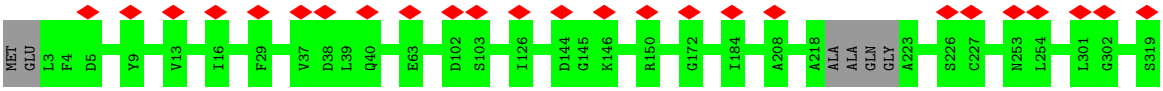

• Molecule 1: Cytosolic protein

Chain Kr:

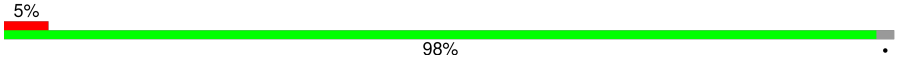

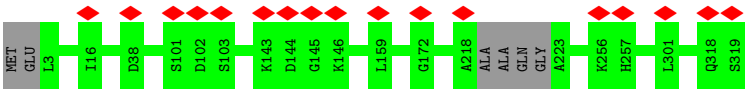

• Molecule 1: Cytosolic protein

Chain Ks:

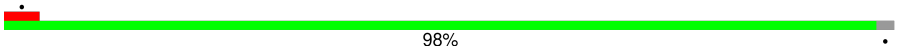

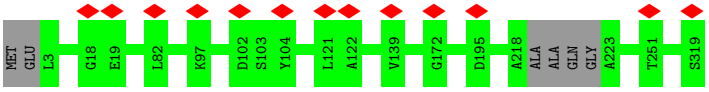

• Molecule 1: Cytosolic protein

Chain Kt:

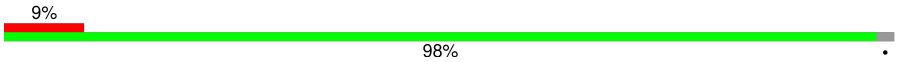

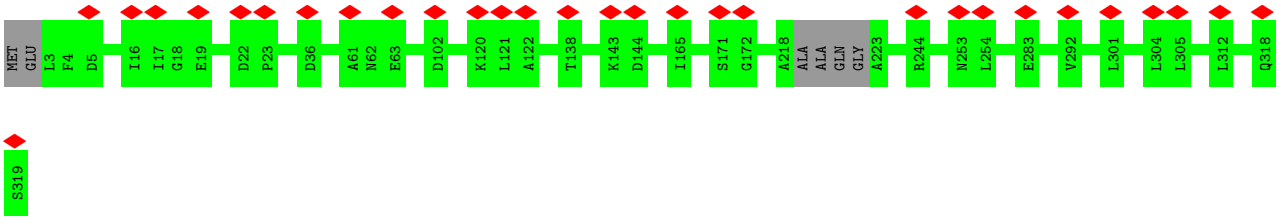

• Molecule 1: Cytosolic protein

Chain Ku:

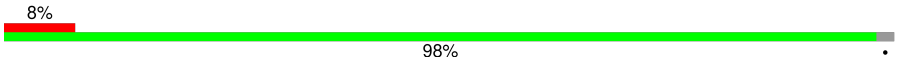

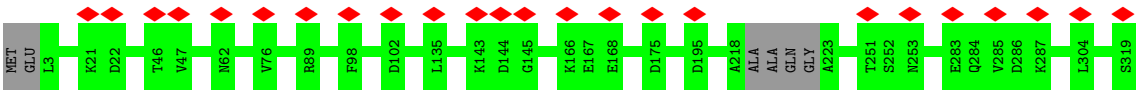

• Molecule 1: Cytosolic protein

Chain Kv:

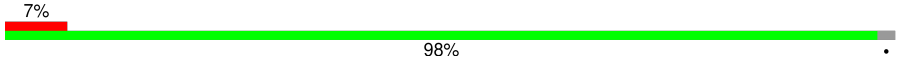

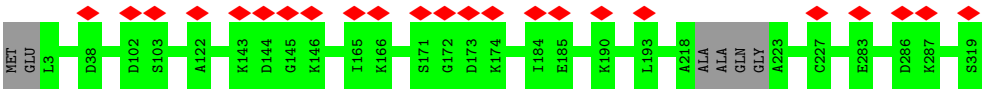

• Molecule 1: Cytosolic protein

Chain Kw:

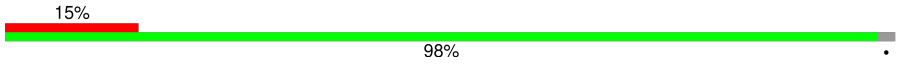

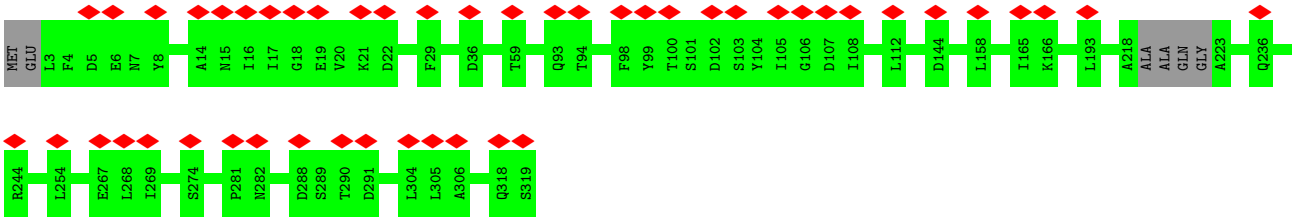

• Molecule 1: Cytosolic protein

Chain Kx:

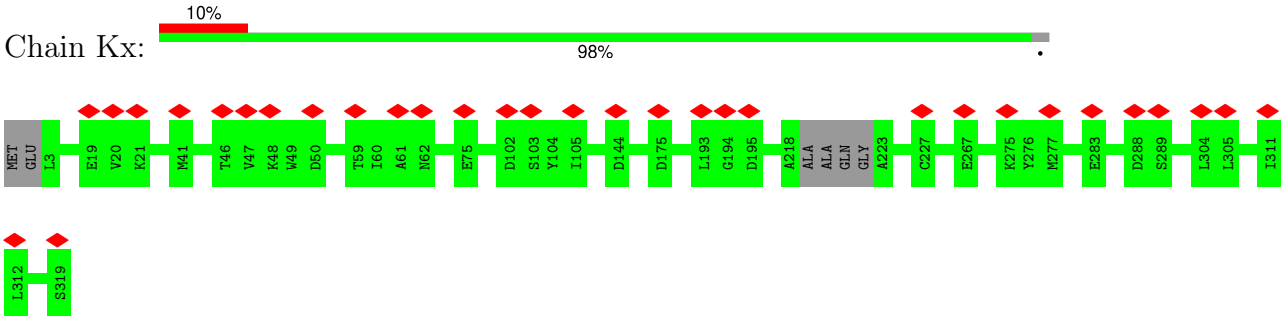

• Molecule 1: Cytosolic protein

Chain Ky:

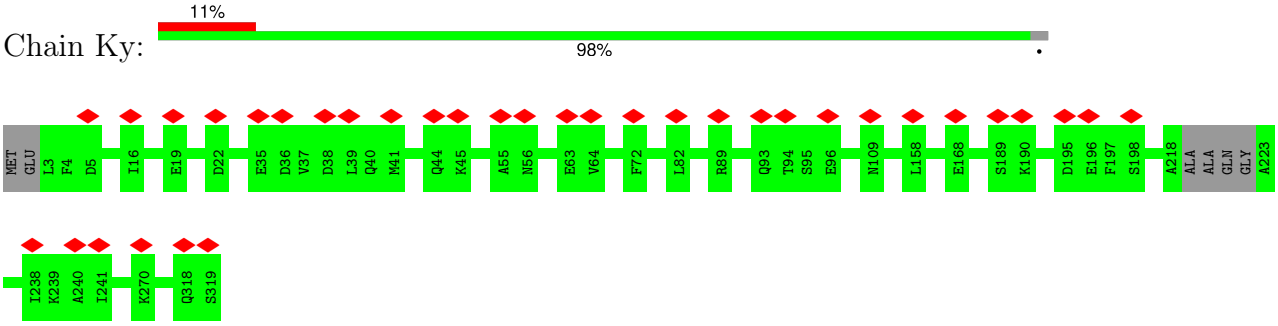

• Molecule 1: Cytosolic protein

Chain Kz:

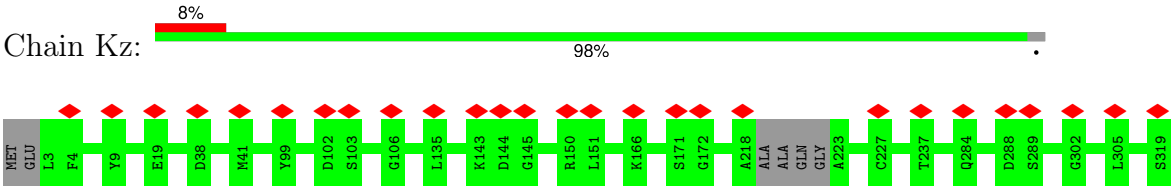

• Molecule 1: Cytosolic protein

Chain LA:

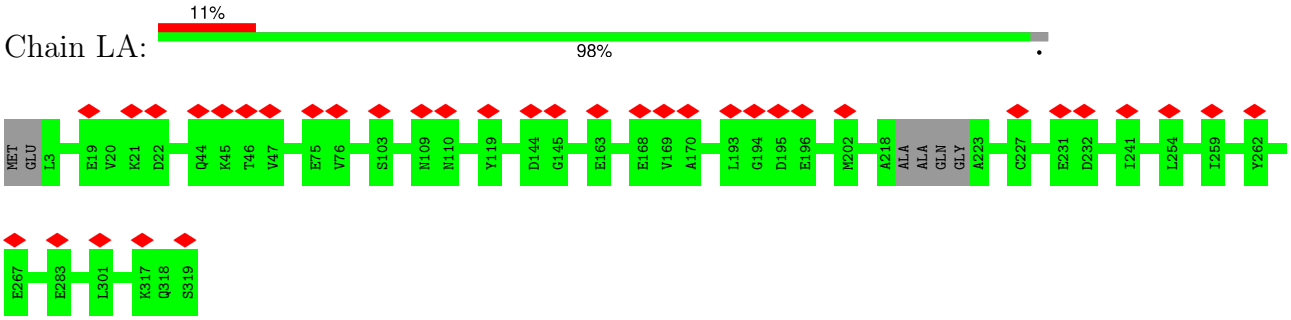

• Molecule 1: Cytosolic protein

Chain LB:

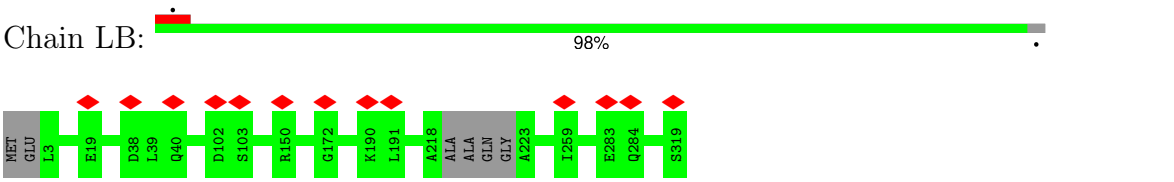

• Molecule 1: Cytosolic protein

Chain LC:

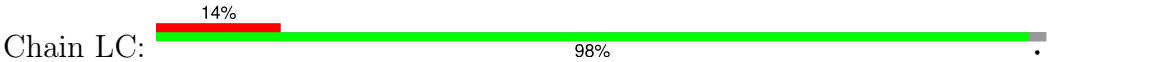

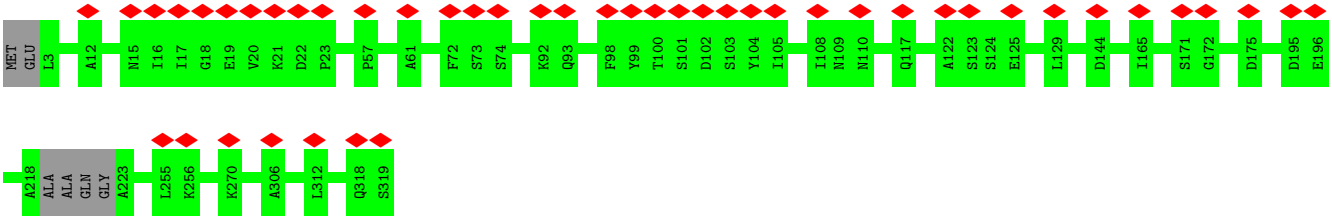

• Molecule 1: Cytosolic protein

Chain LD:

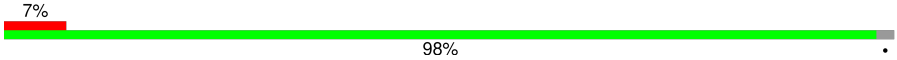

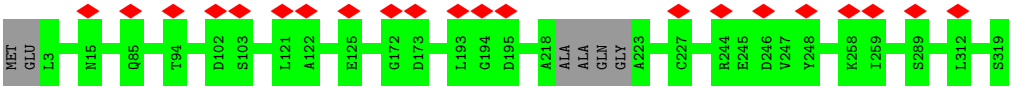

• Molecule 1: Cytosolic protein

Chain LE:

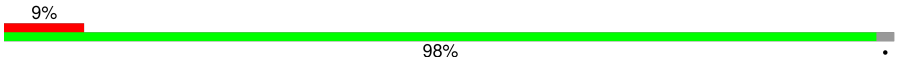

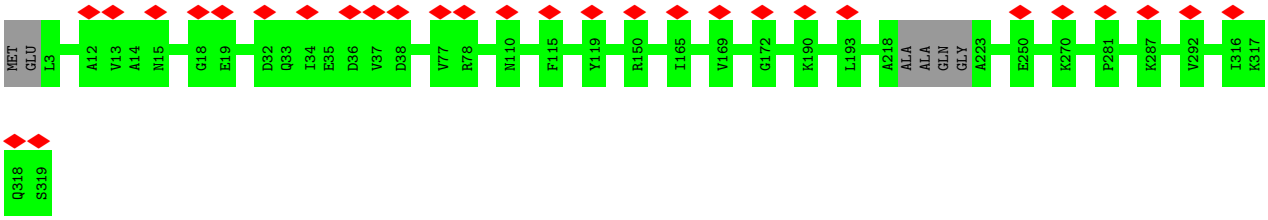

• Molecule 1: Cytosolic protein

Chain LF:

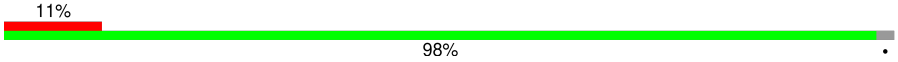

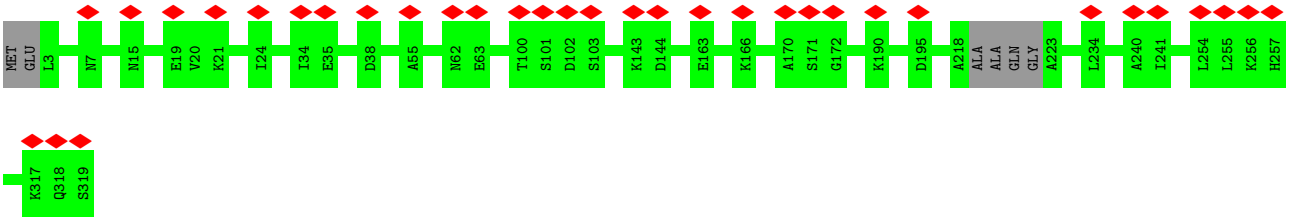

• Molecule 1: Cytosolic protein

Chain LG:

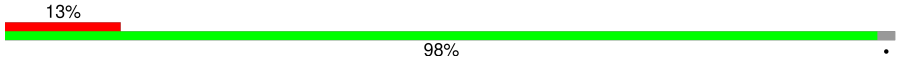

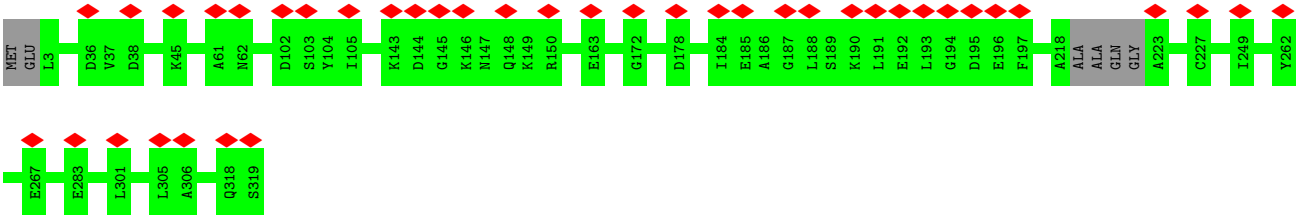

• Molecule 1: Cytosolic protein

Chain LH:

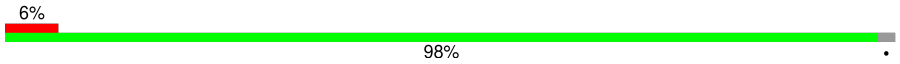

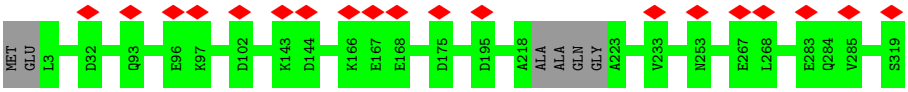

• Molecule 1: Cytosolic protein

Chain LI:

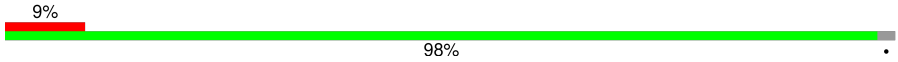

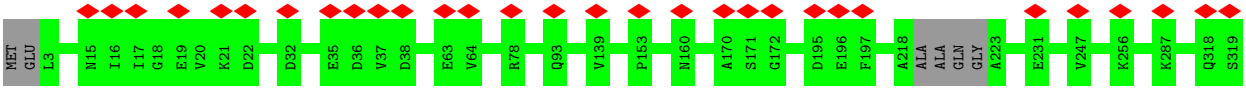

• Molecule 1: Cytosolic protein

Chain OT:

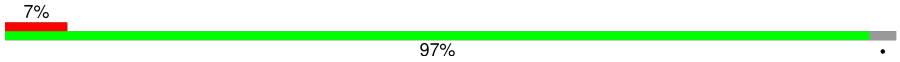

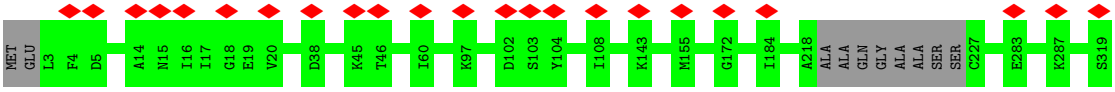

• Molecule 1: Cytosolic protein

Chain OU:

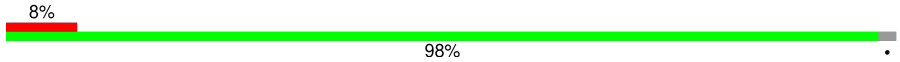

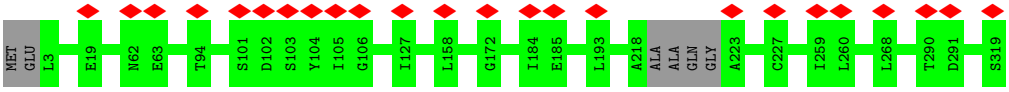

• Molecule 1: Cytosolic protein

Chain OV:

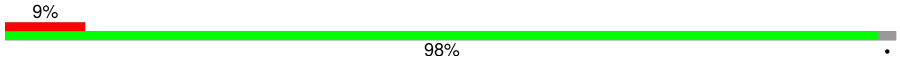

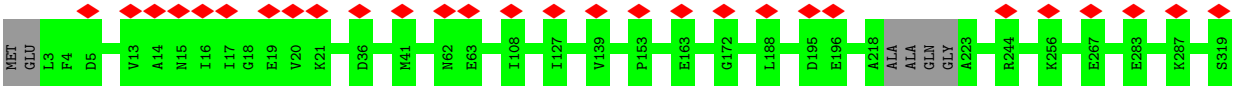

• Molecule 1: Cytosolic protein

Chain OW:

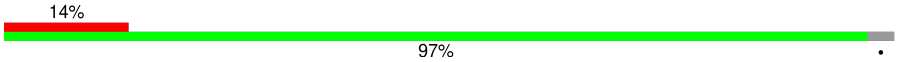

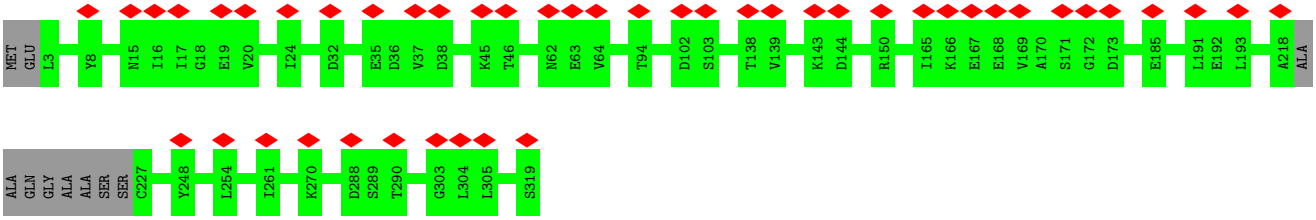

• Molecule 1: Cytosolic protein

Chain OX:

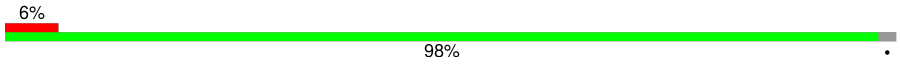

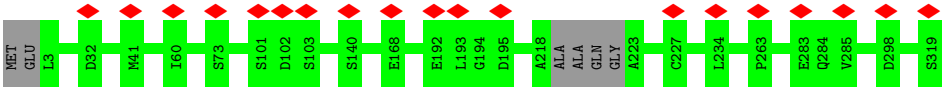

• Molecule 1: Cytosolic protein

Chain OY:

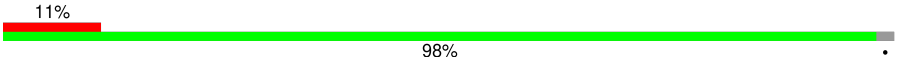

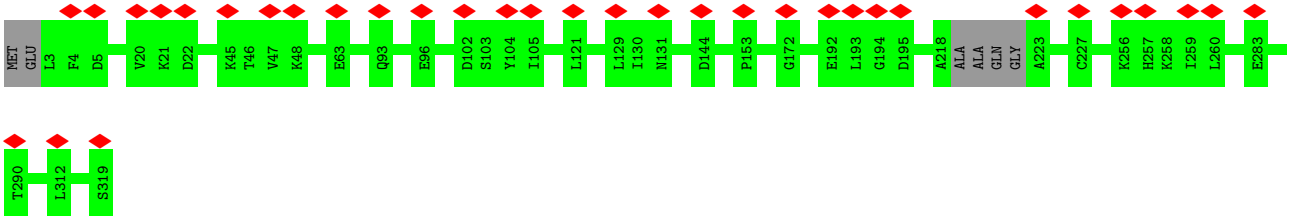

• Molecule 1: Cytosolic protein

Chain OZ:

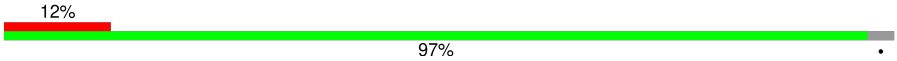

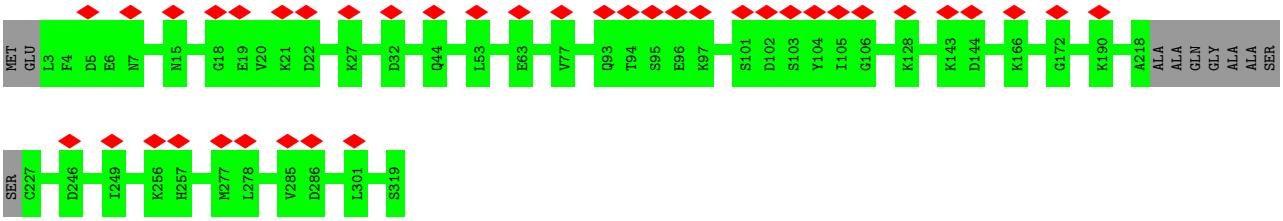

• Molecule 1: Cytosolic protein

Chain Oa:

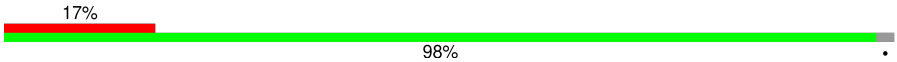

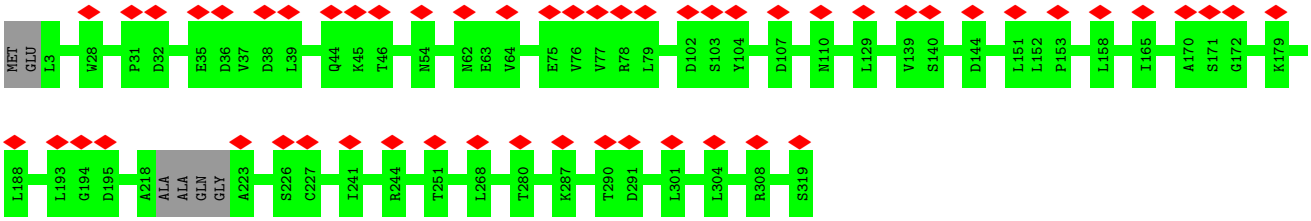

• Molecule 1: Cytosolic protein

Chain Ob:

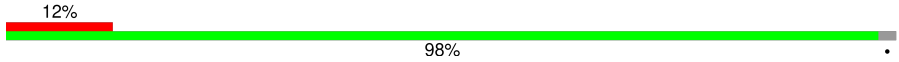

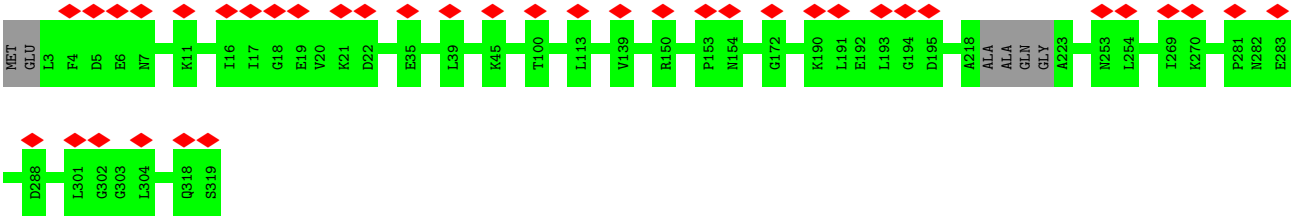

• Molecule 1: Cytosolic protein

Chain Oc:

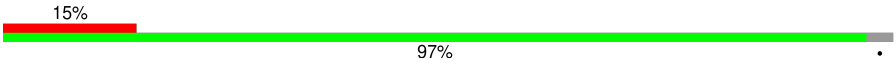

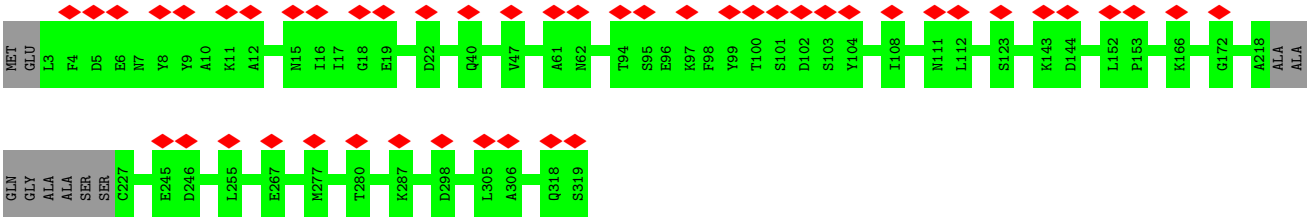

- Molecule 1: Cytosolic protein

Chain Od:

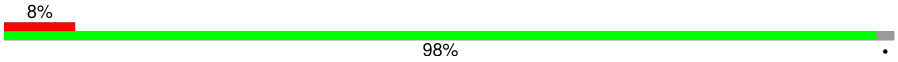



- Molecule 1: Cytosolic protein

Chain Oe:

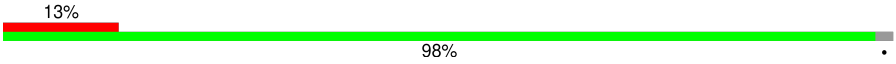

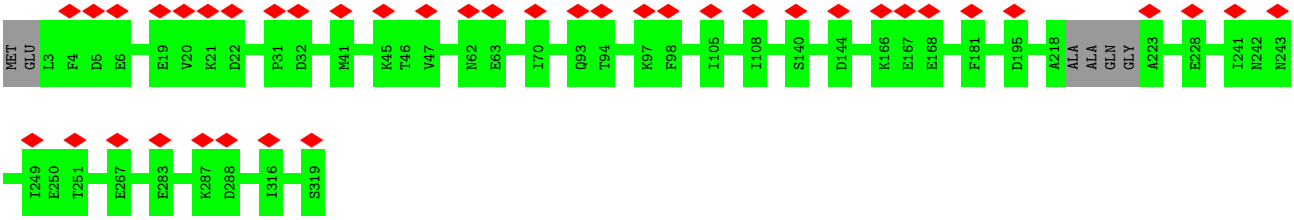

- Molecule 1: Cytosolic protein

Chain Of:

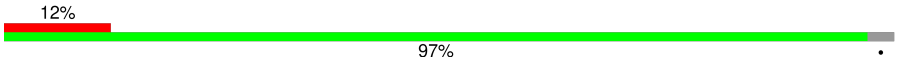

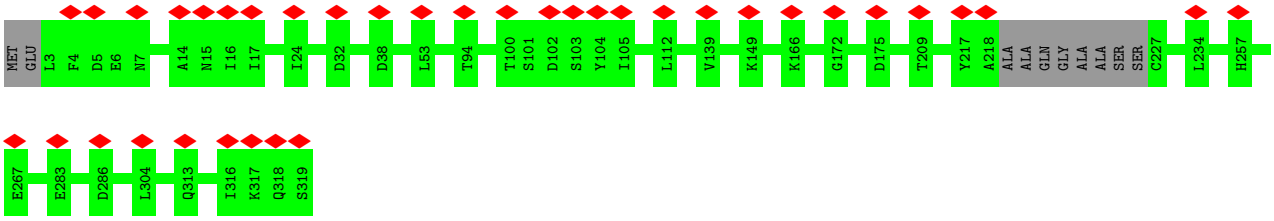

- Molecule 1: Cytosolic protein

Chain Og:

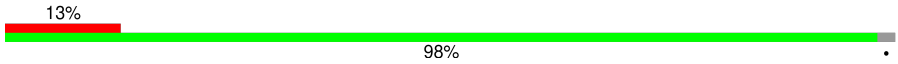

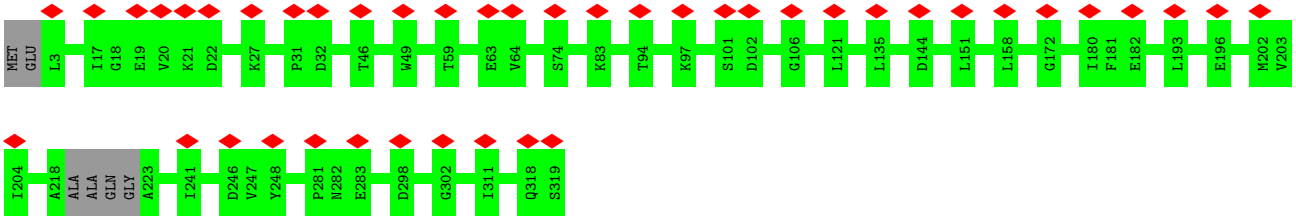

- Molecule 1: Cytosolic protein

Chain Oh:

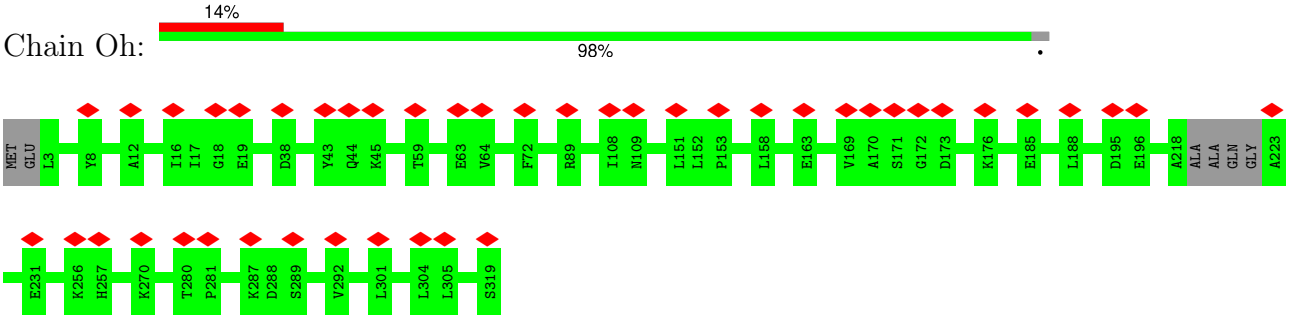

- Molecule 1: Cytosolic protein

Chain Oi:

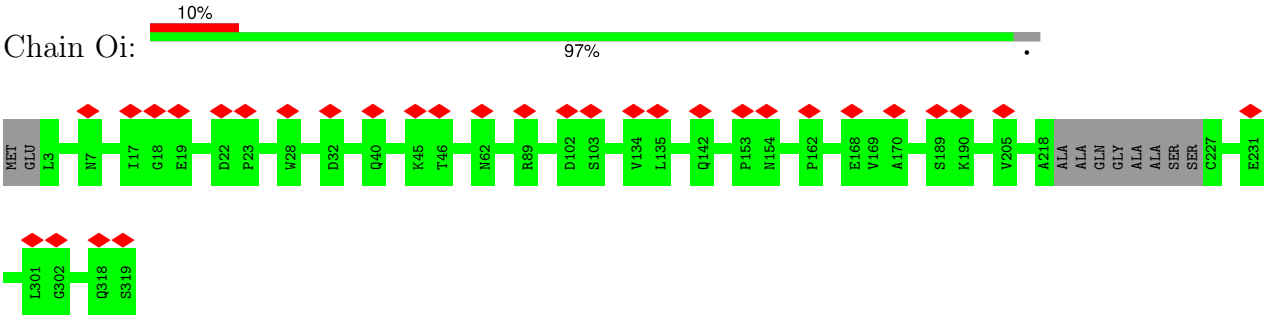

- Molecule 1: Cytosolic protein

Chain Oj:

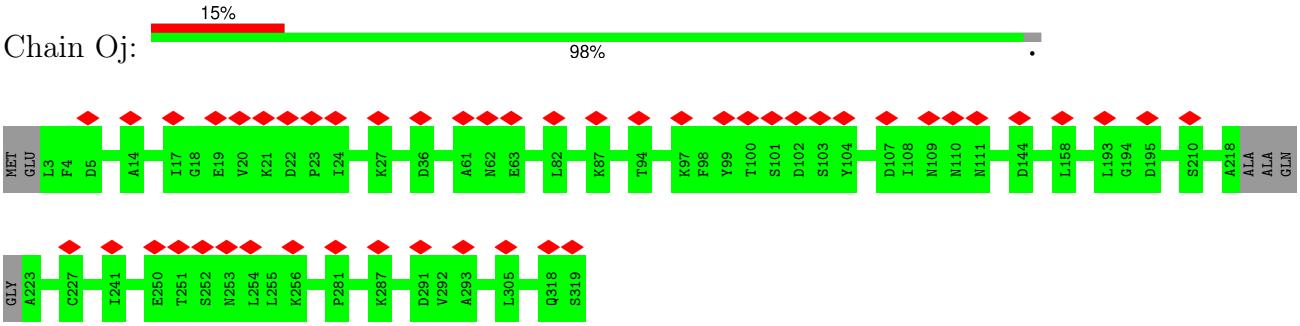

- Molecule 1: Cytosolic protein

Chain Ok:

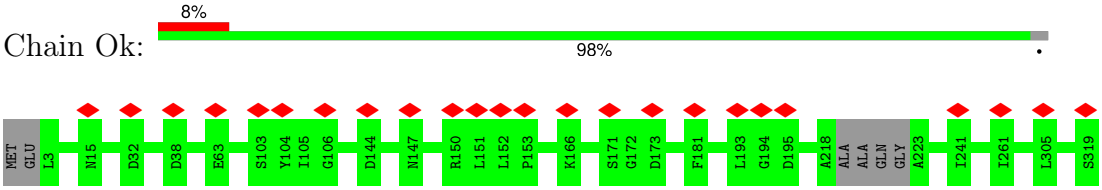

- Molecule 1: Cytosolic protein

Chain Ol:

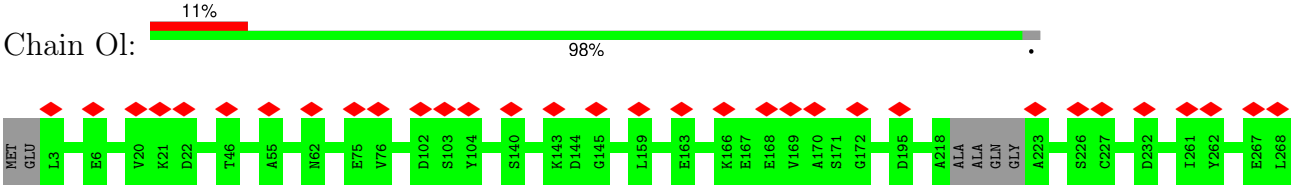

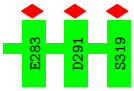

• Molecule 1: Cytosolic protein

Chain Om:

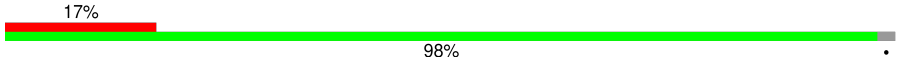

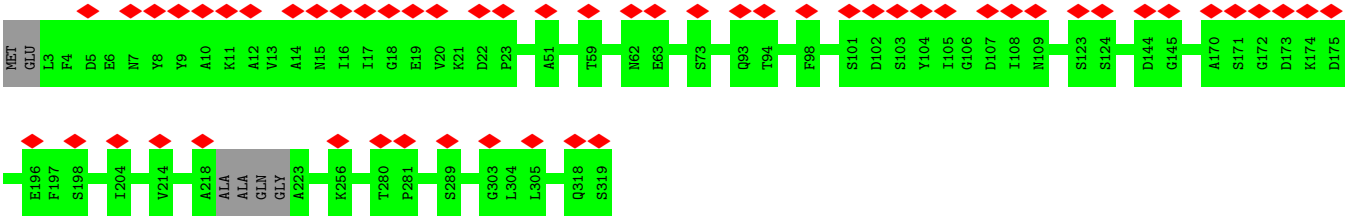

• Molecule 1: Cytosolic protein

Chain On:

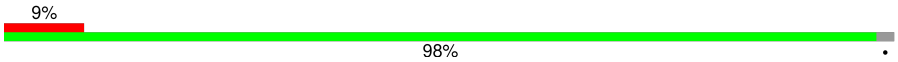

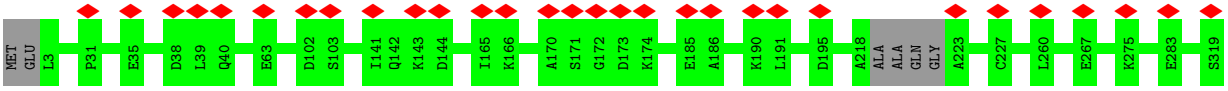

• Molecule 1: Cytosolic protein

Chain Oo:

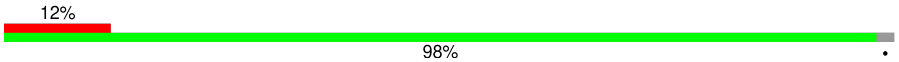

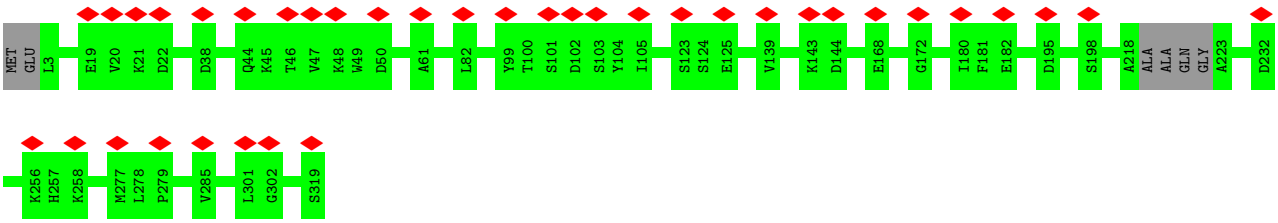

• Molecule 1: Cytosolic protein

Chain Op:

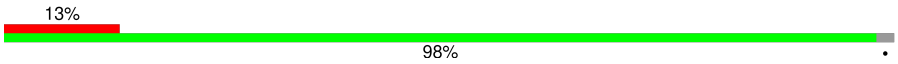

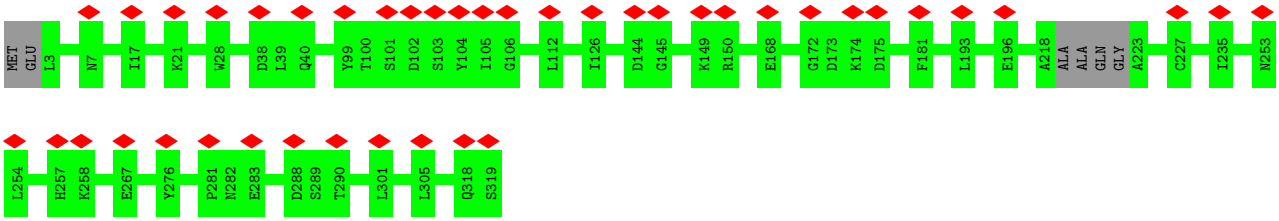

• Molecule 1: Cytosolic protein

Chain Oq:

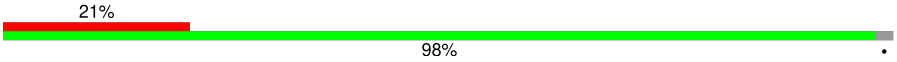

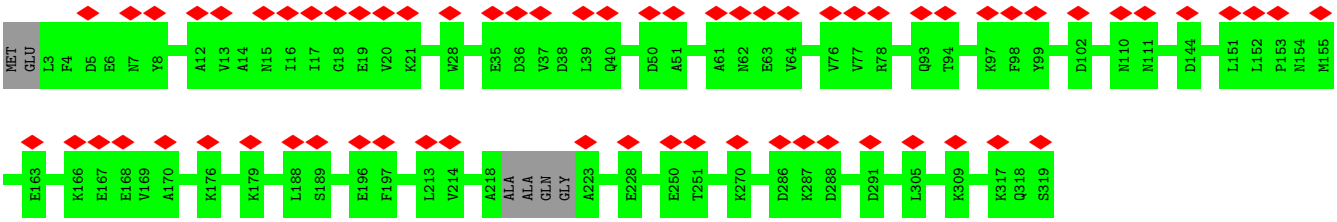

• Molecule 1: Cytosolic protein

Chain Or:

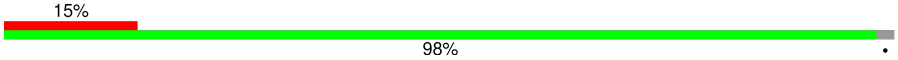

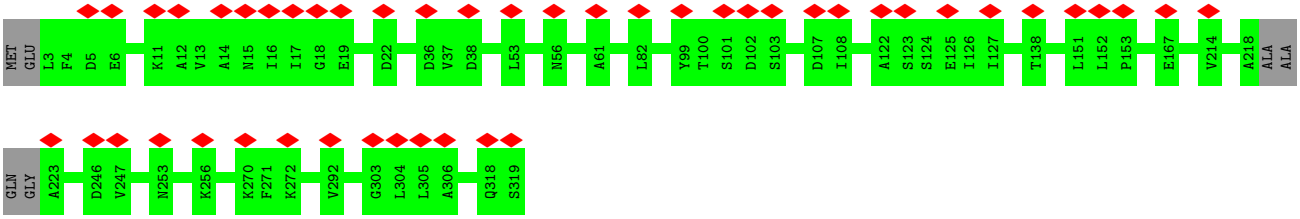

• Molecule 1: Cytosolic protein

Chain Os:

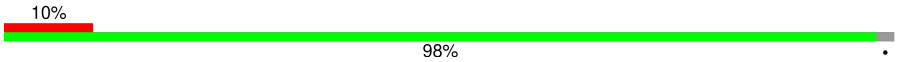

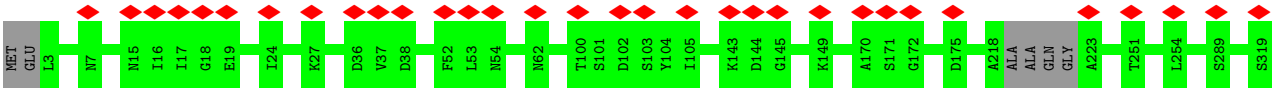

• Molecule 1: Cytosolic protein

Chain Ot:

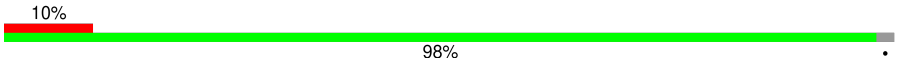

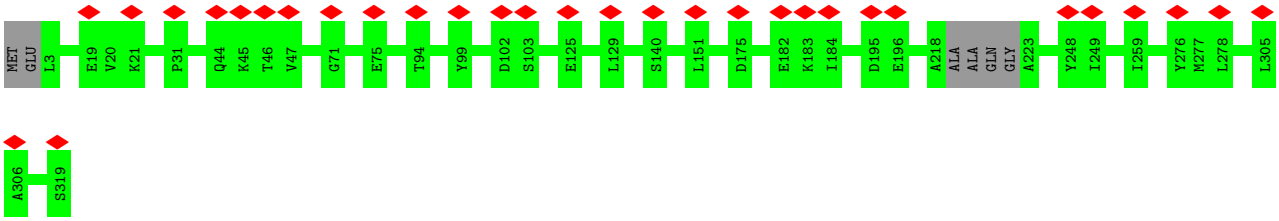

• Molecule 1: Cytosolic protein

Chain Ou:

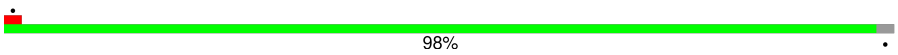

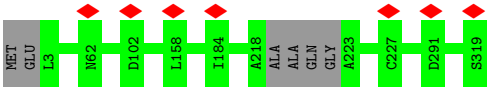

• Molecule 1: Cytosolic protein

Chain Ov:

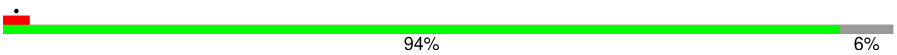

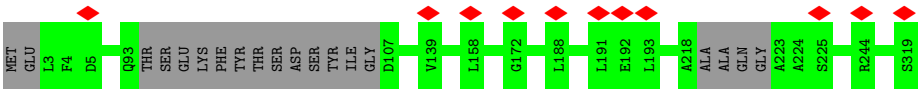

• Molecule 1: Cytosolic protein

Chain Ow:

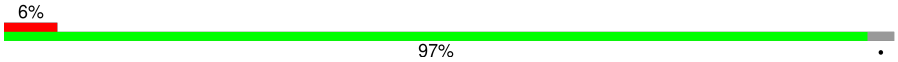

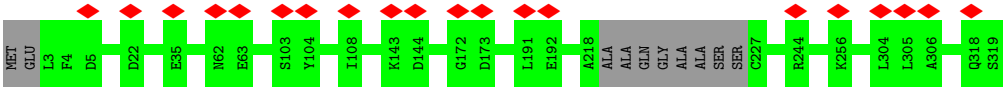

• Molecule 1: Cytosolic protein

Chain Ox:

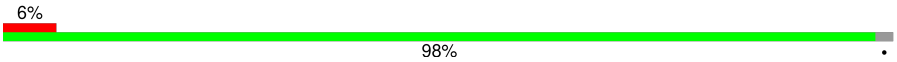

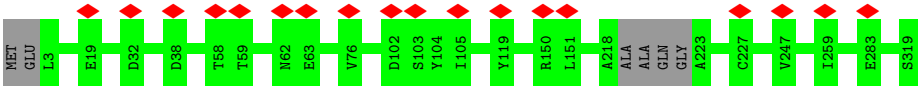

• Molecule 1: Cytosolic protein

Chain Oy:

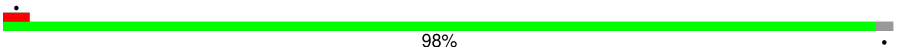

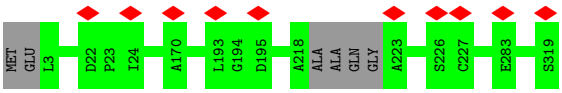

• Molecule 1: Cytosolic protein

Chain Oz:

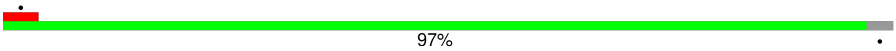

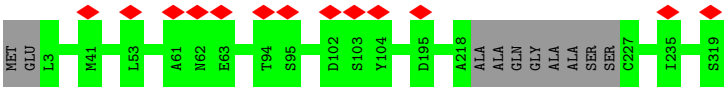

• Molecule 1: Cytosolic protein

Chain PA:

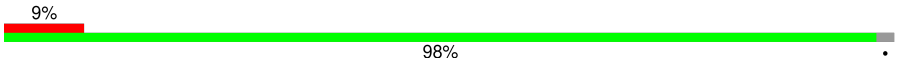

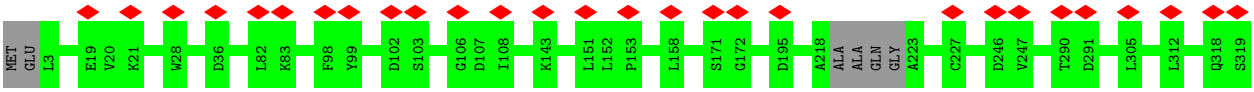

• Molecule 1: Cytosolic protein

Chain PB:

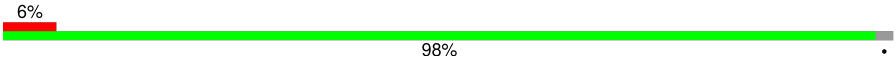

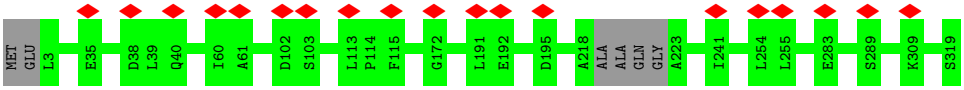

• Molecule 1: Cytosolic protein

Chain PC:

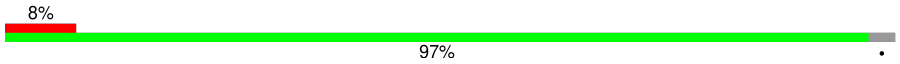

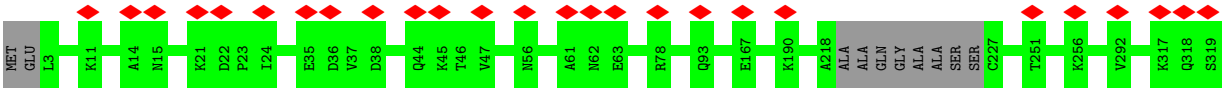

• Molecule 1: Cytosolic protein

Chain PD:

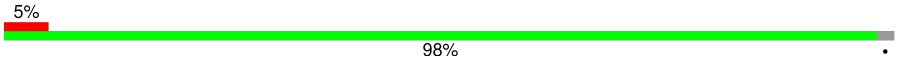

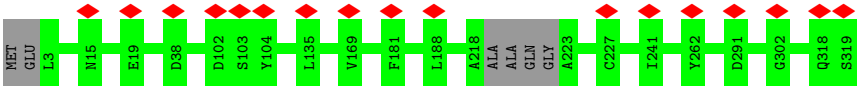

• Molecule 1: Cytosolic protein

Chain PE:

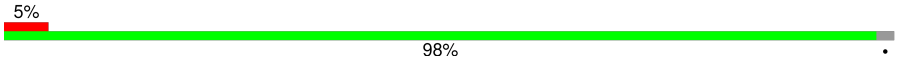

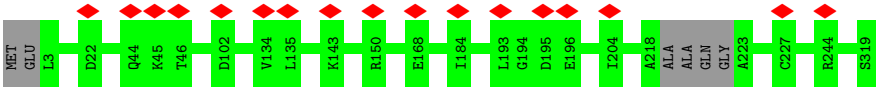

• Molecule 1: Cytosolic protein

Chain PF:

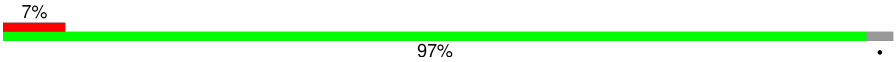

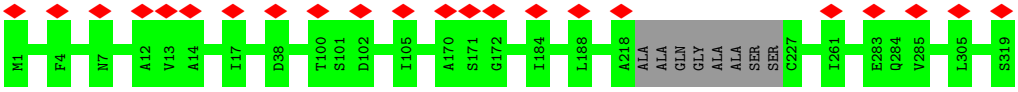

• Molecule 1: Cytosolic protein

Chain PG:

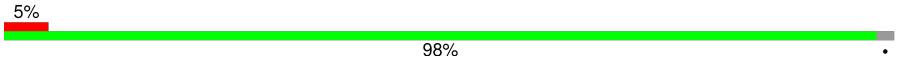

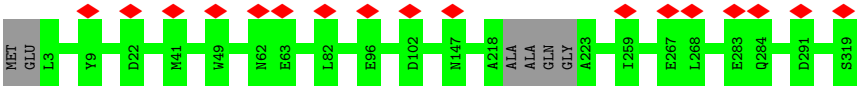

• Molecule 1: Cytosolic protein

Chain PH:

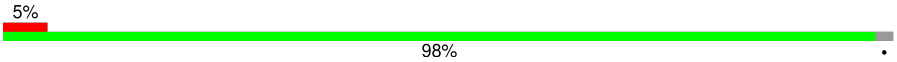

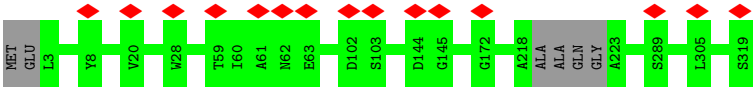

• Molecule 1: Cytosolic protein

Chain PI:

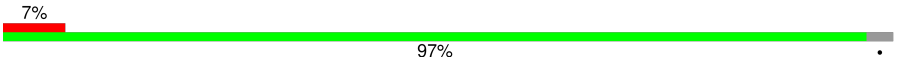

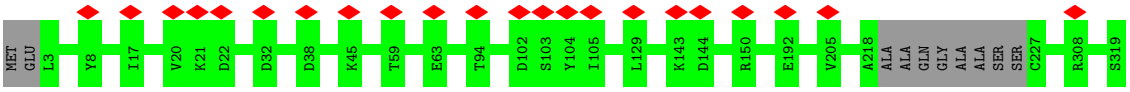

- Molecule 1: Cytosolic protein

Chain PJ:

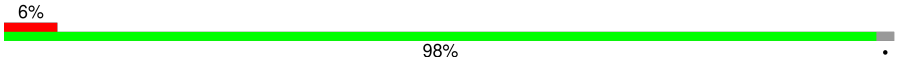

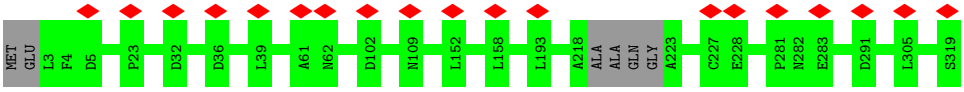

- Molecule 1: Cytosolic protein

Chain PK:

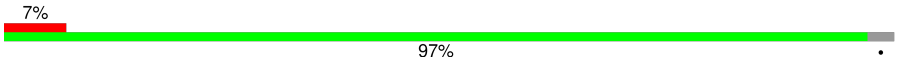



- Molecule 1: Cytosolic protein

Chain PL:

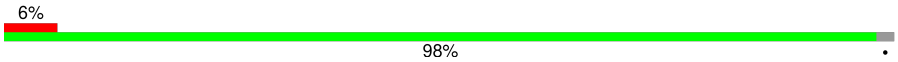

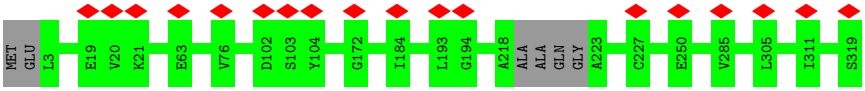

- Molecule 1: Cytosolic protein

Chain PM:

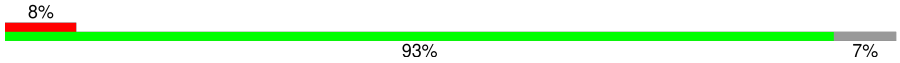

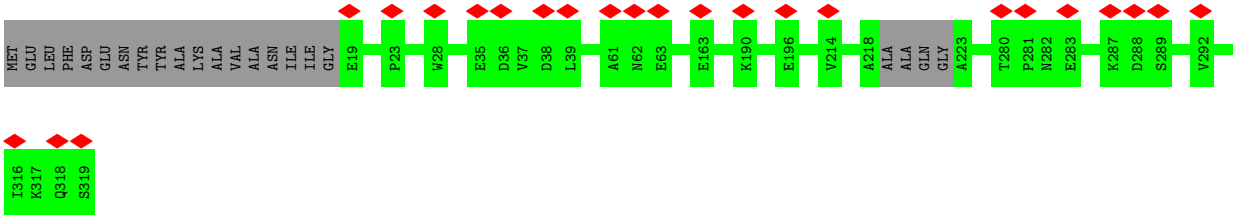

- Molecule 1: Cytosolic protein

Chain PN:

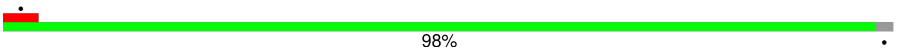

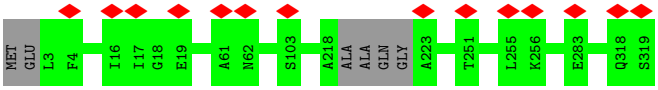

- Molecule 1: Cytosolic protein

Chain PO:

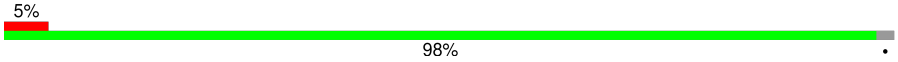

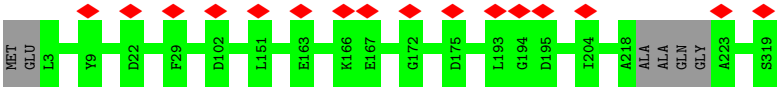

- Molecule 1: Cytosolic protein

Chain PP:

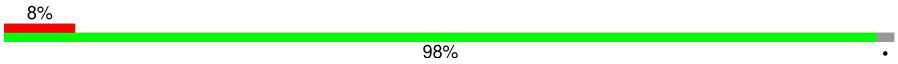

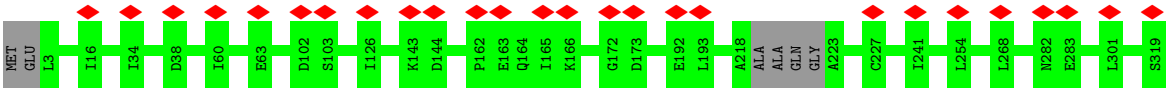

• Molecule 1: Cytosolic protein

Chain PQ:

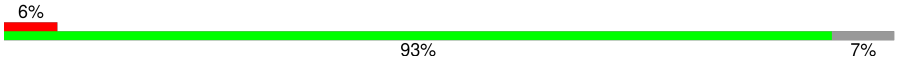

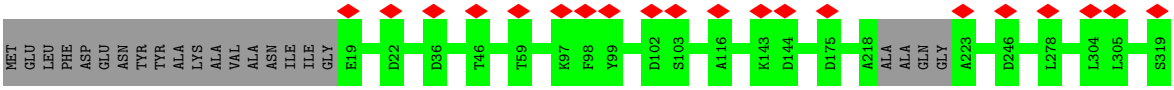

• Molecule 1: Cytosolic protein

Chain PR:

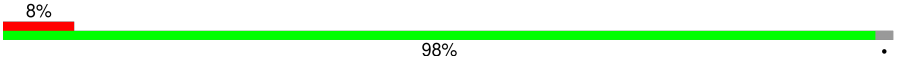

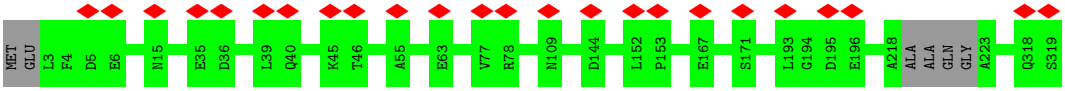

• Molecule 1: Cytosolic protein

Chain PS:

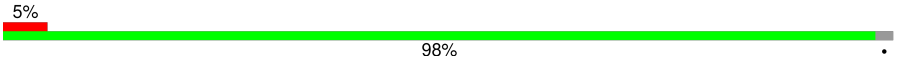

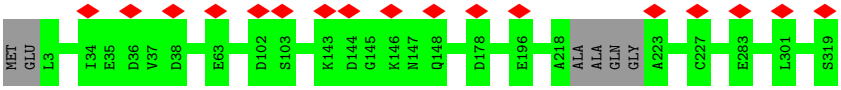

• Molecule 1: Cytosolic protein

Chain PT:

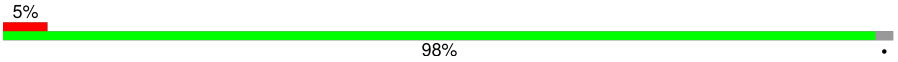

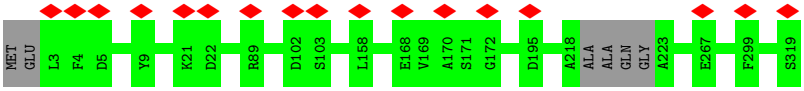

• Molecule 1: Cytosolic protein

Chain PU:

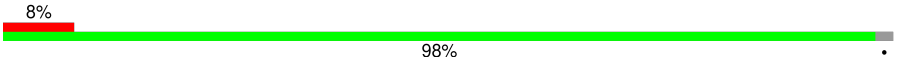

• Molecule 1: Cytosolic protein

Chain PV:

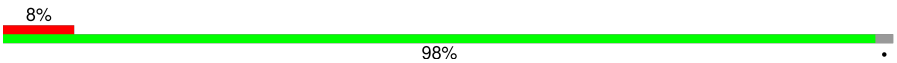

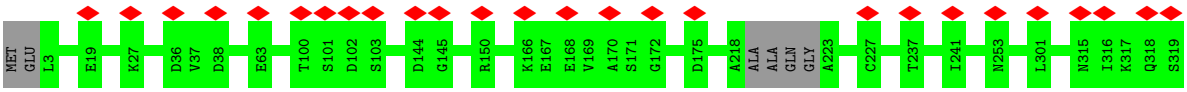

- Molecule 1: Cytosolic protein

Chain PW:

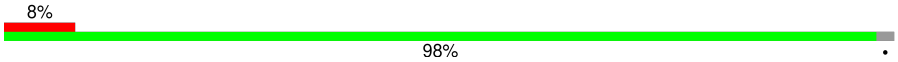

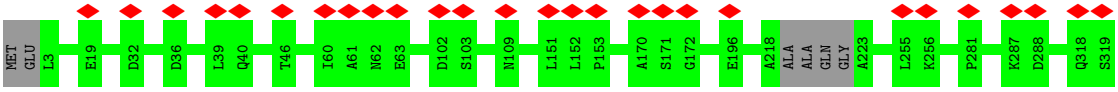

- Molecule 1: Cytosolic protein

Chain PX:

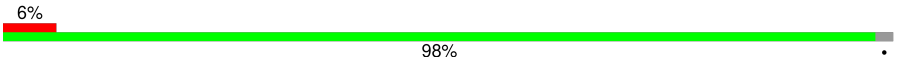

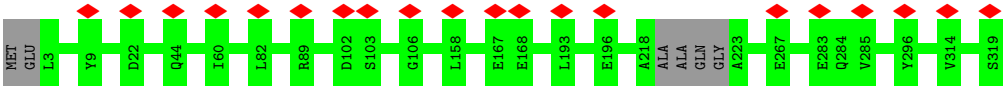

- Molecule 1: Cytosolic protein

Chain PY:

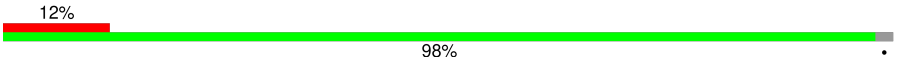

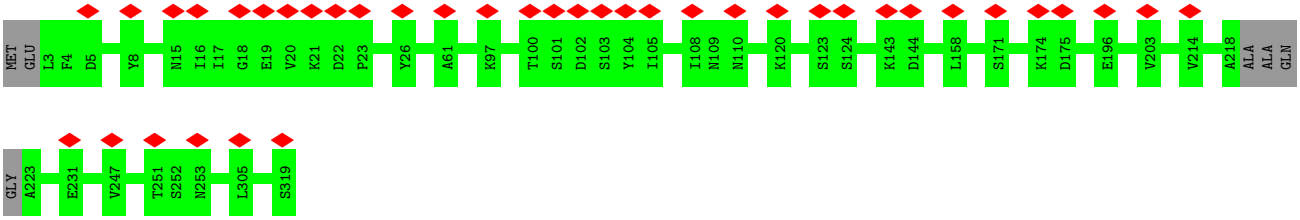

- Molecule 1: Cytosolic protein

Chain PZ:

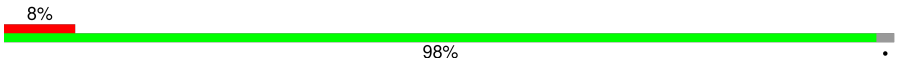

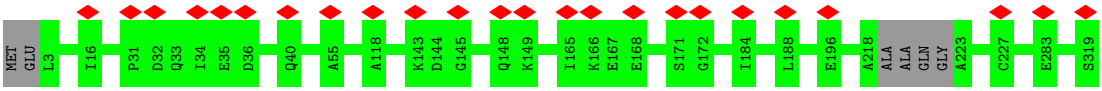

- Molecule 1: Cytosolic protein

Chain Pa:

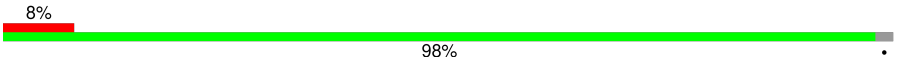

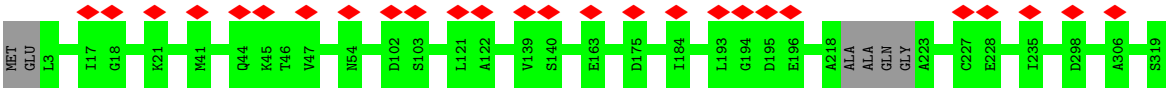

- Molecule 1: Cytosolic protein

Chain Pb:

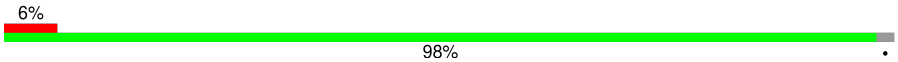

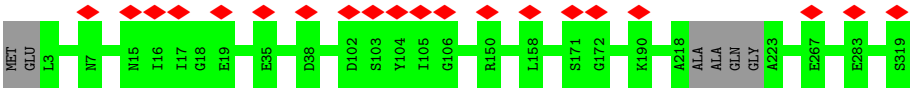

- Molecule 1: Cytosolic protein

Chain Pc:

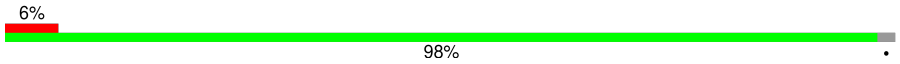

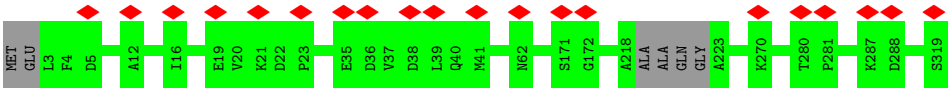

- Molecule 1: Cytosolic protein

Chain Pd:

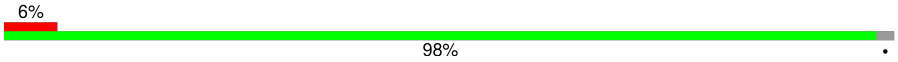

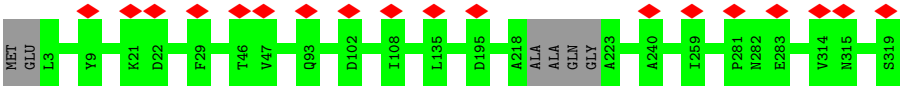

- Molecule 1: Cytosolic protein

Chain Pe:

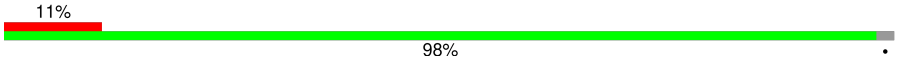

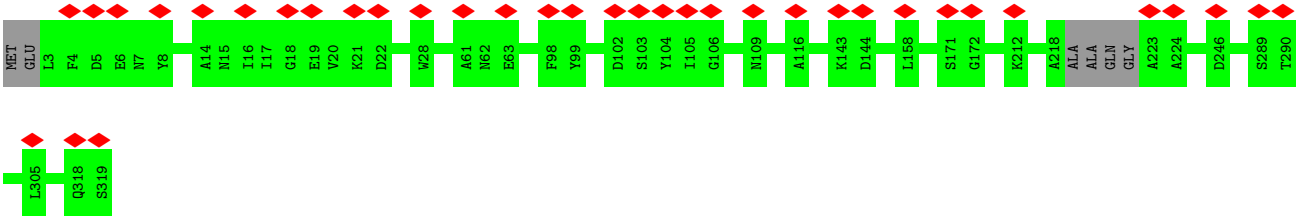

- Molecule 1: Cytosolic protein

Chain Pf:

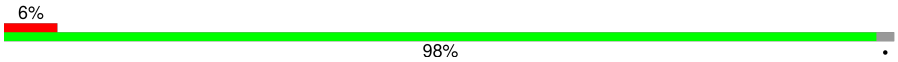

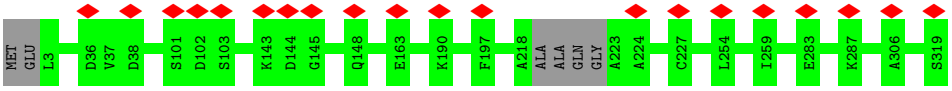

- Molecule 1: Cytosolic protein

Chain Pg:

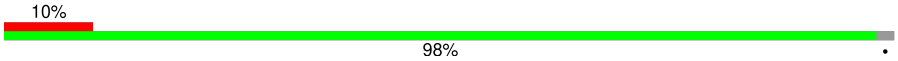

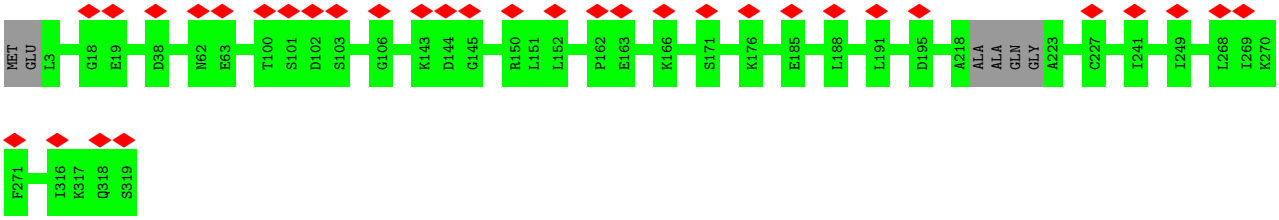

- Molecule 1: Cytosolic protein

Chain Ph:

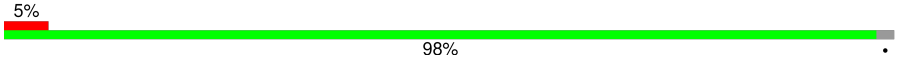

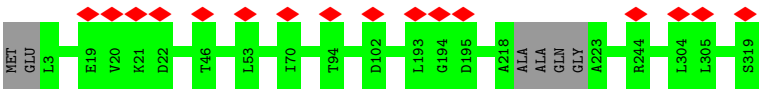

- Molecule 1: Cytosolic protein

Chain Pi:

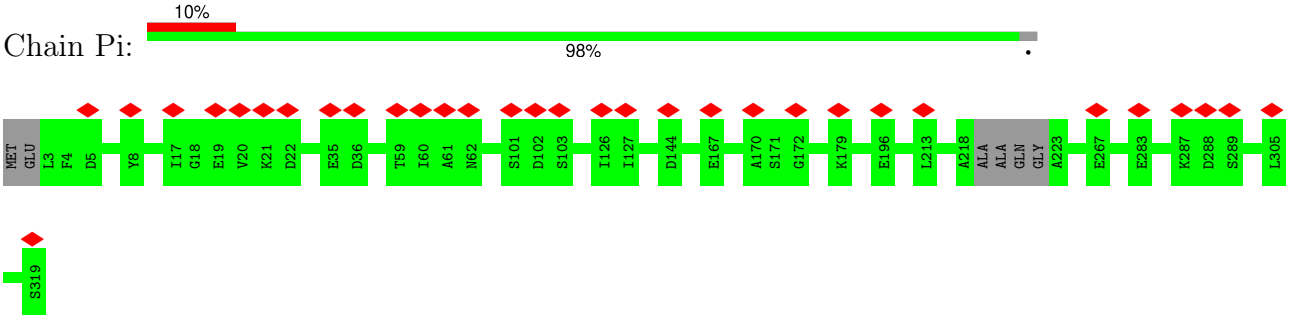

- Molecule 1: Cytosolic protein

Chain Pj:

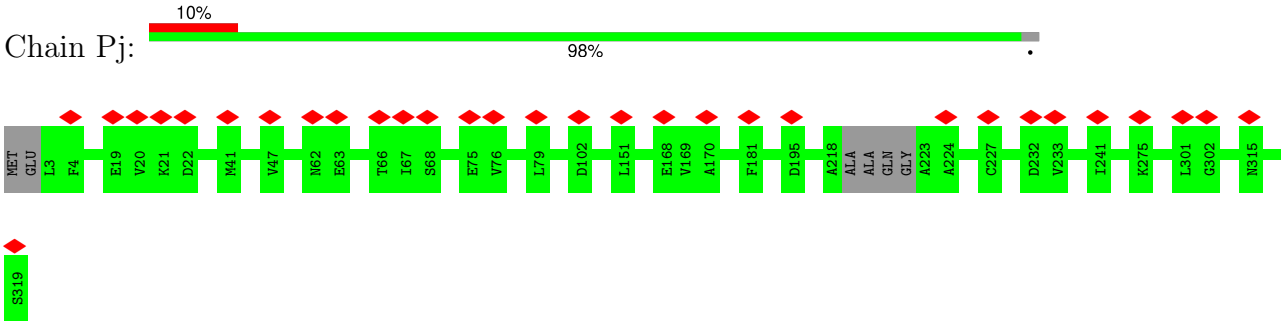

- Molecule 1: Cytosolic protein

Chain Pk:

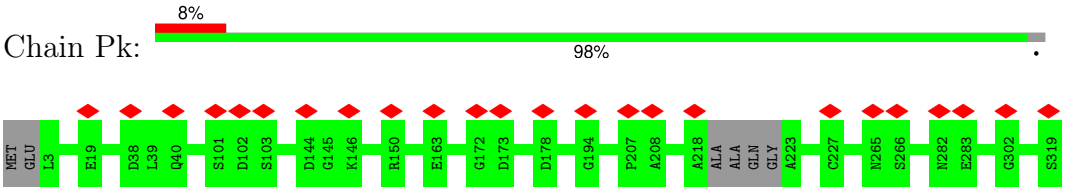

- Molecule 1: Cytosolic protein

Chain Pl:

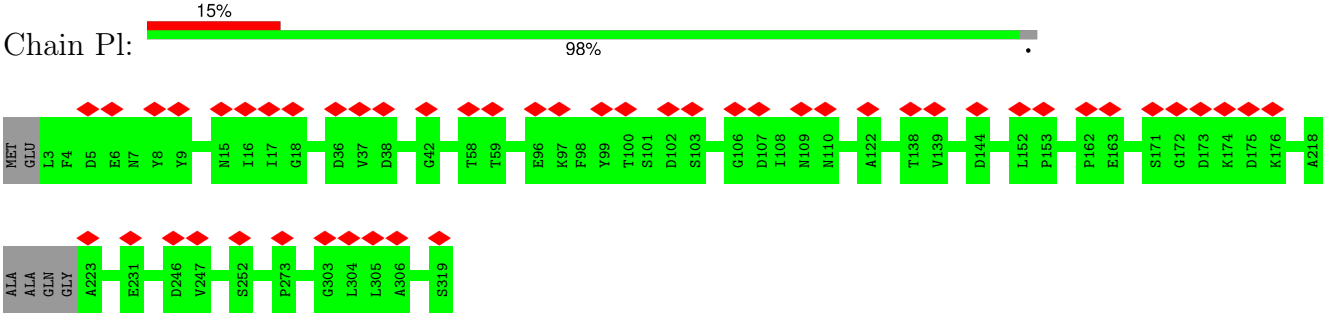

- Molecule 1: Cytosolic protein

Chain Pm:

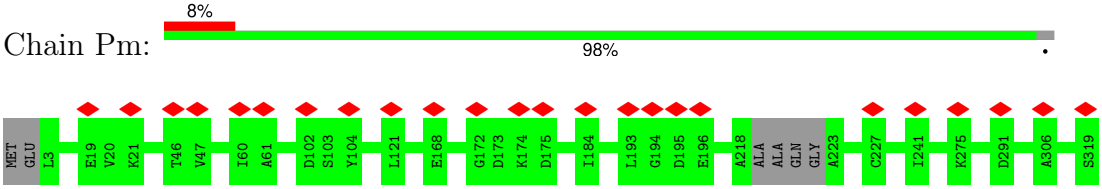

- Molecule 1: Cytosolic protein

Chain Pn:

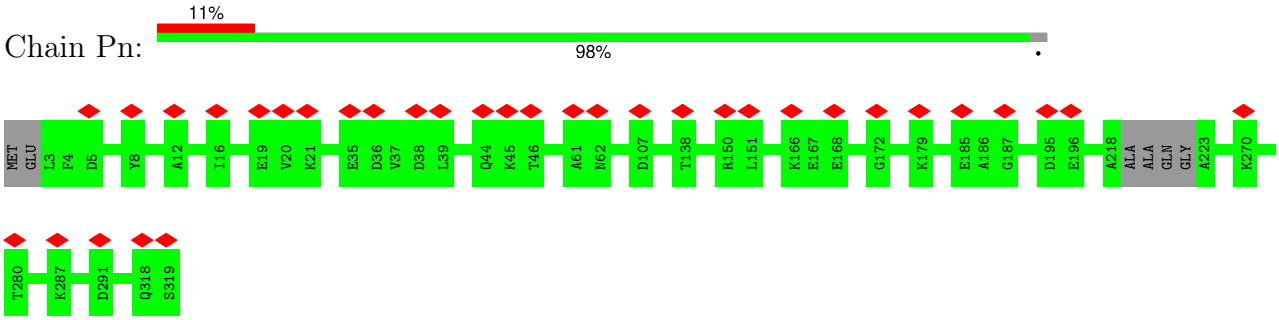

- Molecule 1: Cytosolic protein

Chain Po:

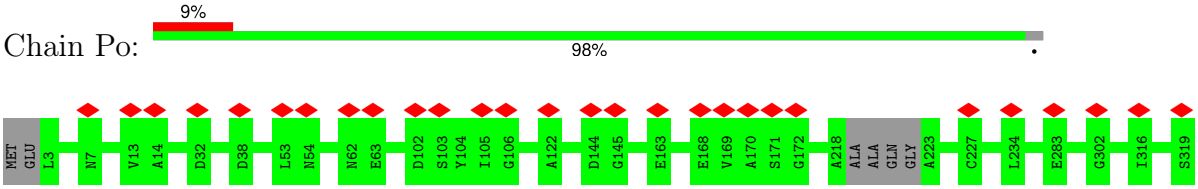

- Molecule 1: Cytosolic protein

Chain Pp:

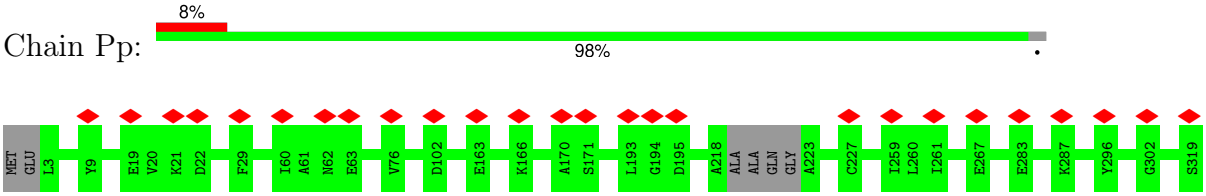

- Molecule 1: Cytosolic protein

Chain Pq:

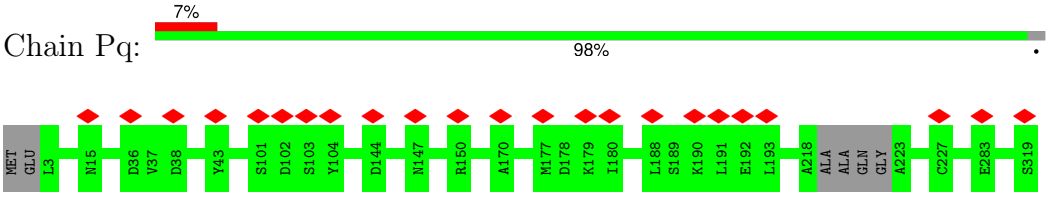

- Molecule 1: Cytosolic protein

Chain Pr:

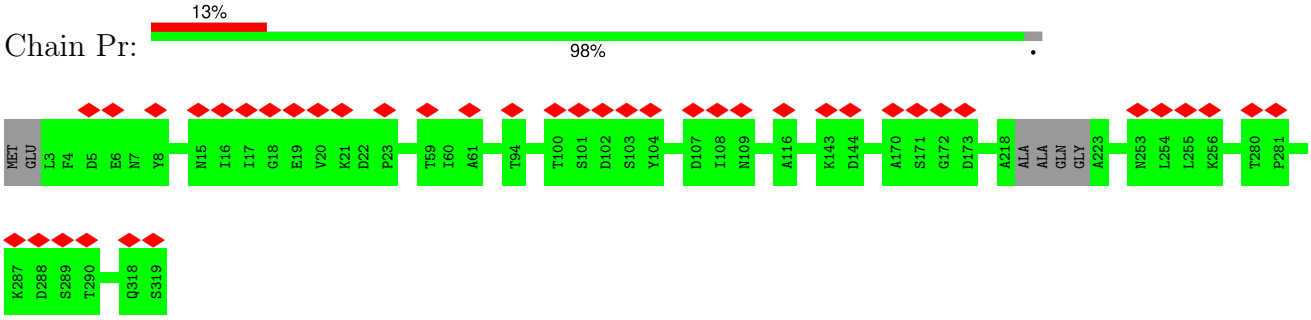

- Molecule 1: Cytosolic protein

Chain Ps:

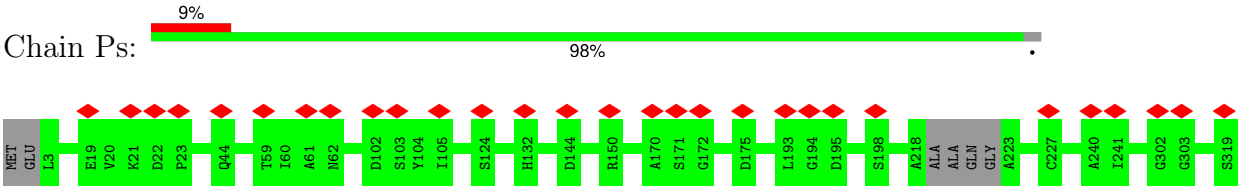

- Molecule 1: Cytosolic protein

Chain Pt:

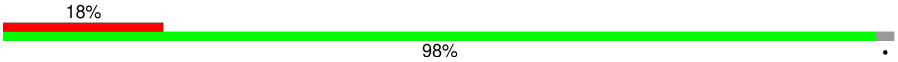

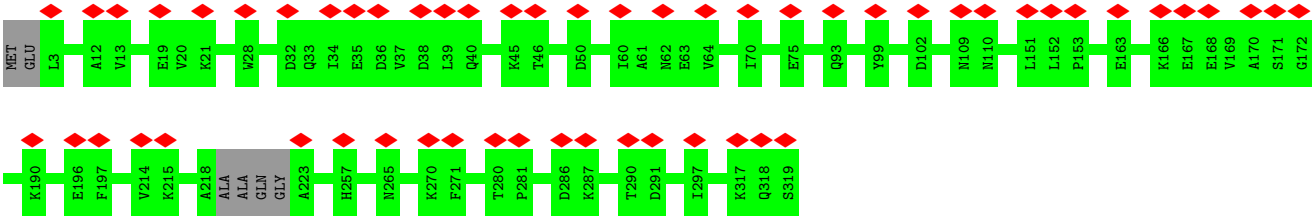

- Molecule 1: Cytosolic protein

Chain Pu:

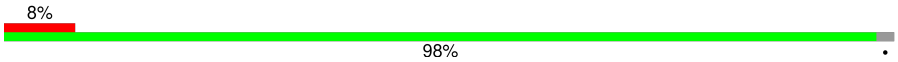

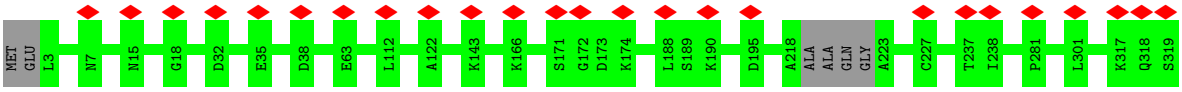

- Molecule 1: Cytosolic protein

Chain Pv:

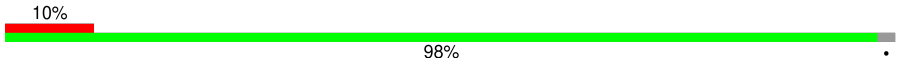

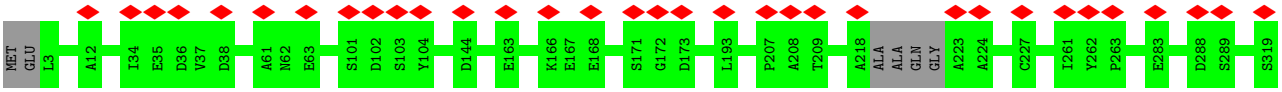

- Molecule 1: Cytosolic protein

Chain Pw:

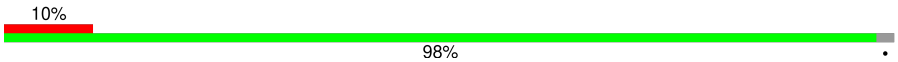

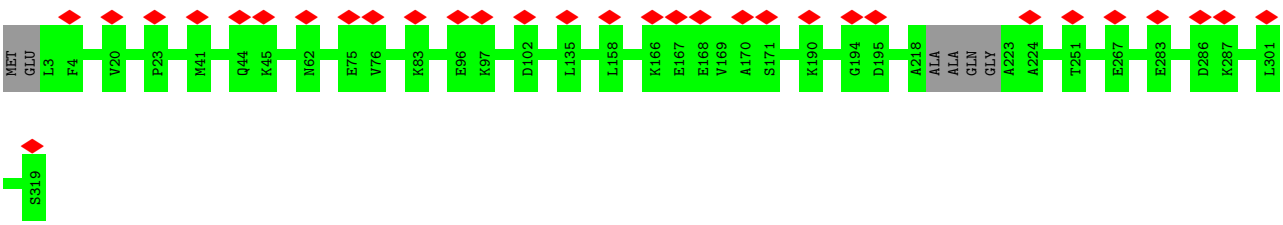

- Molecule 1: Cytosolic protein

Chain Px:

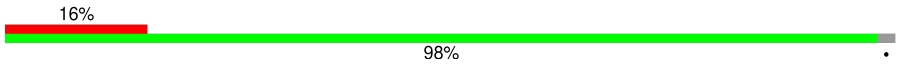

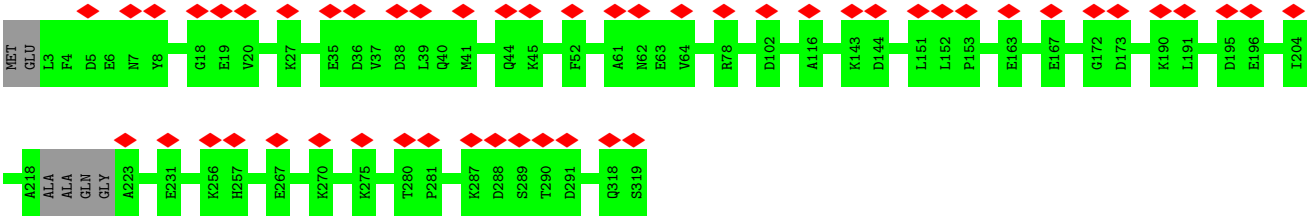

- Molecule 1: Cytosolic protein

Chain TI:

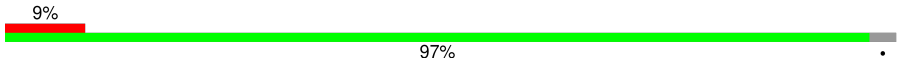

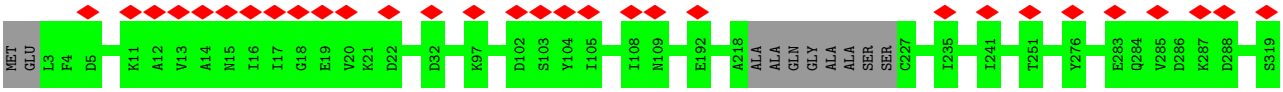

• Molecule 1: Cytosolic protein

Chain TJ:

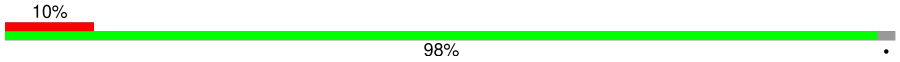

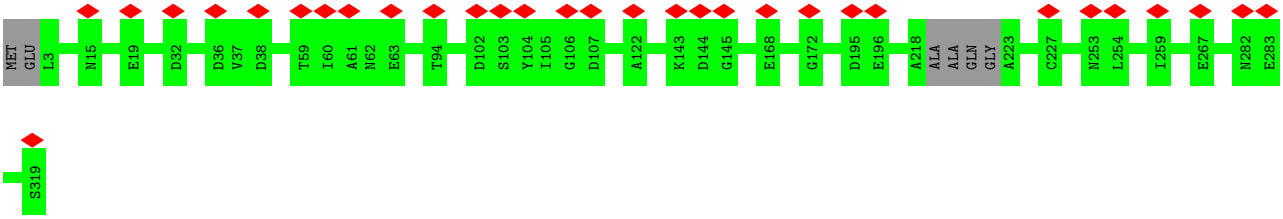

• Molecule 1: Cytosolic protein

Chain TK:

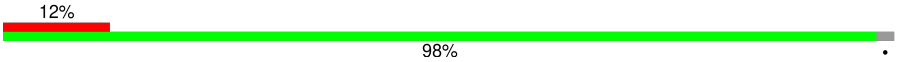

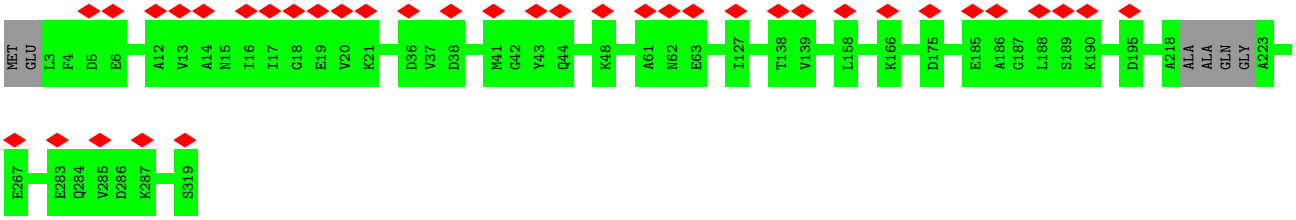

• Molecule 1: Cytosolic protein

Chain TL:

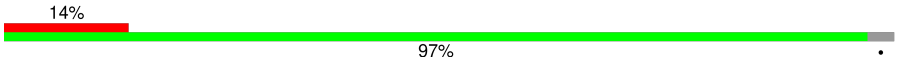

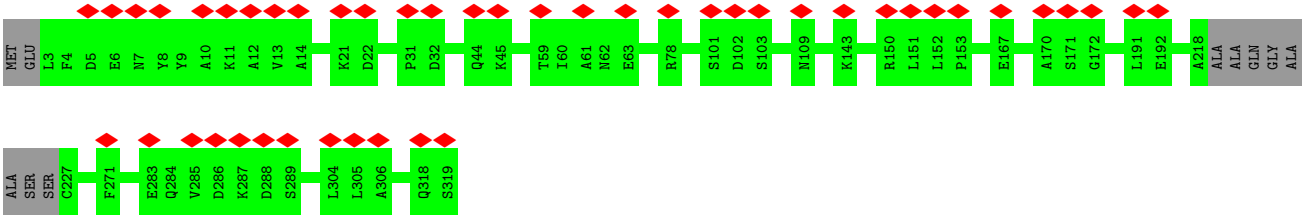

• Molecule 1: Cytosolic protein

Chain TM:

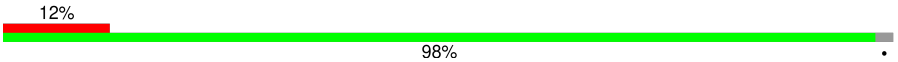

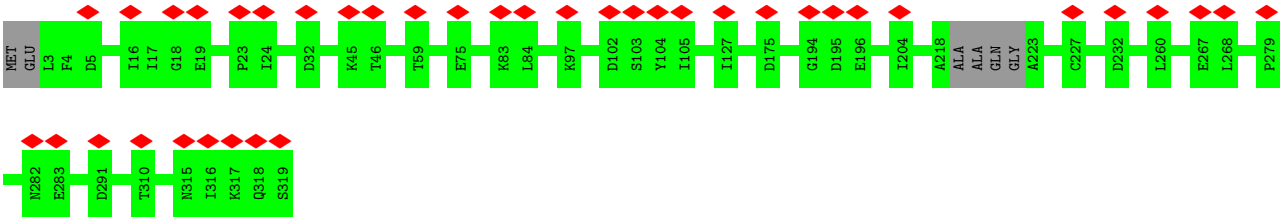

- Molecule 1: Cytosolic protein

Chain TN:

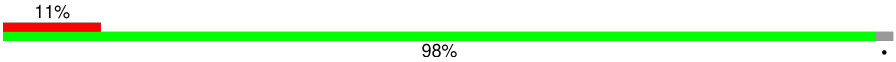

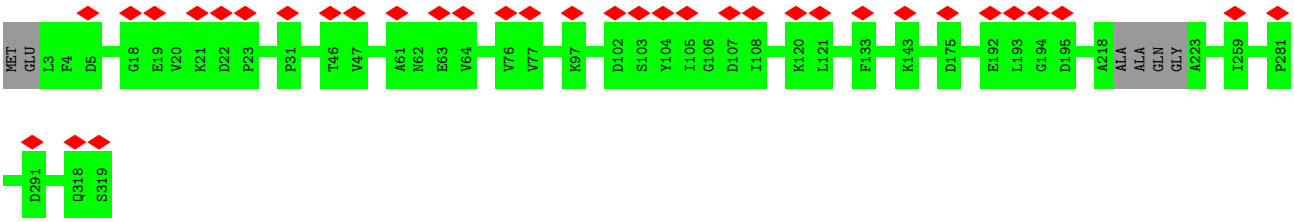

- Molecule 1: Cytosolic protein

Chain TO:

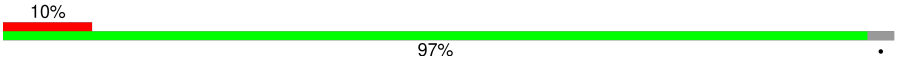

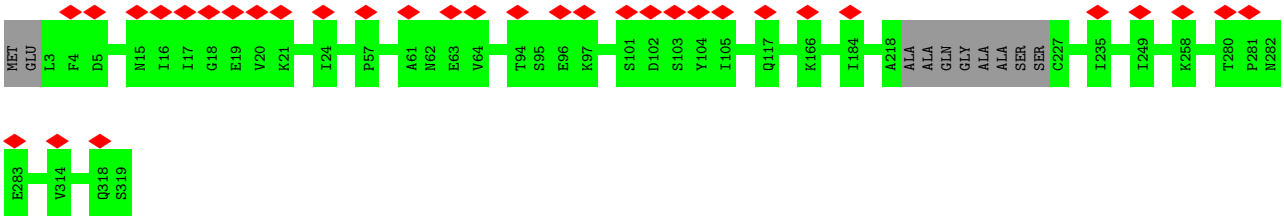

- Molecule 1: Cytosolic protein

Chain TP:

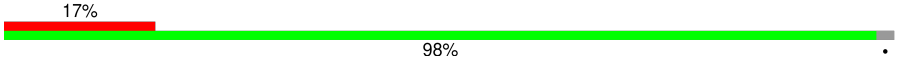

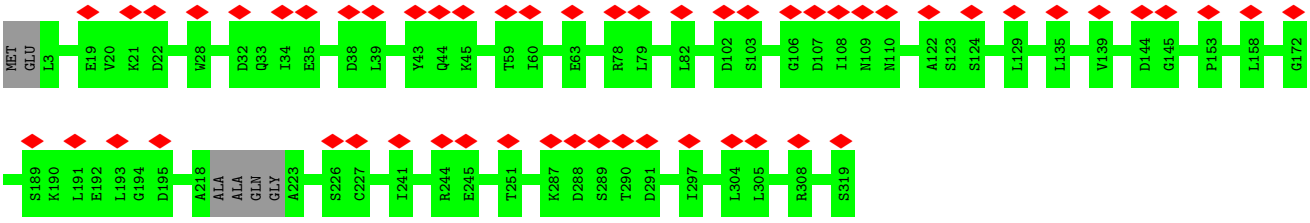

- Molecule 1: Cytosolic protein

Chain TQ:

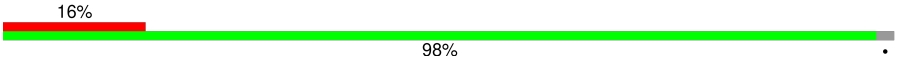

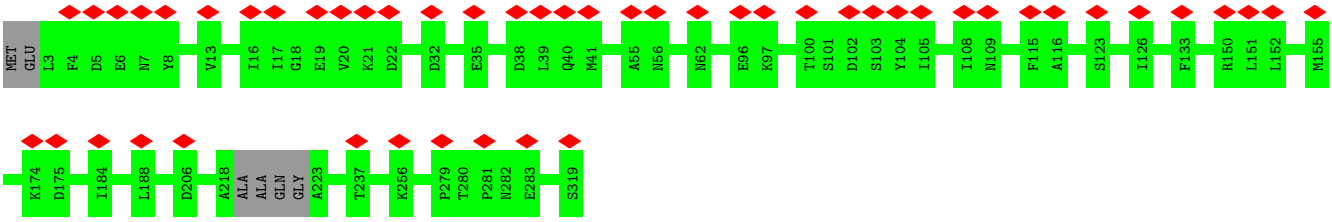

- Molecule 1: Cytosolic protein

Chain TR:

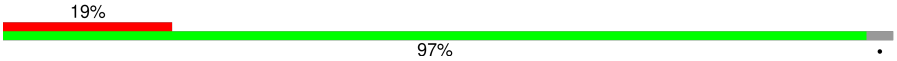

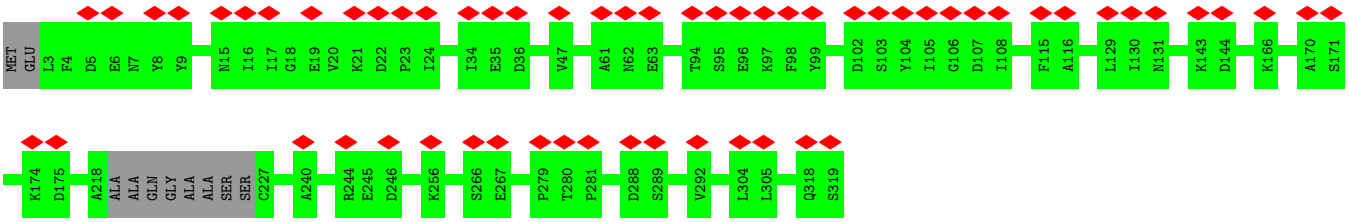

• Molecule 1: Cytosolic protein

Chain TS:

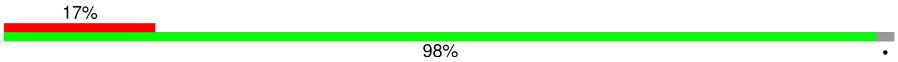

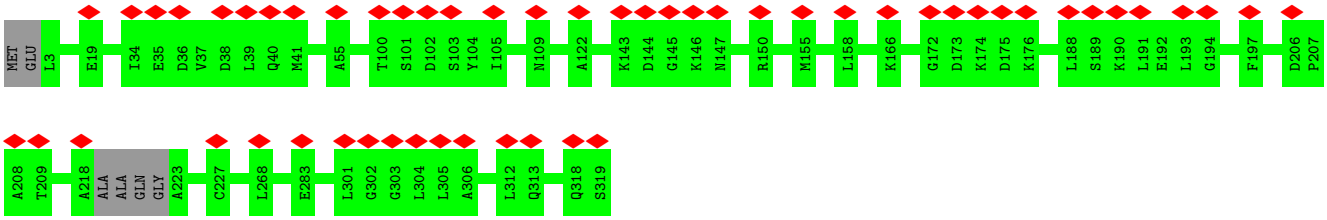

• Molecule 1: Cytosolic protein

Chain TT:

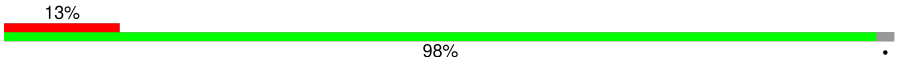

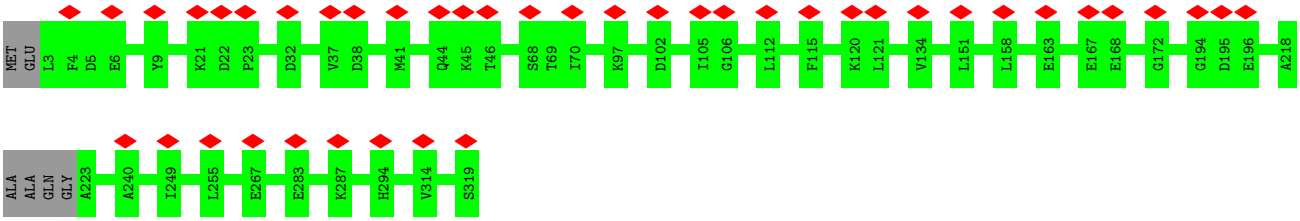

• Molecule 1: Cytosolic protein

Chain TU:

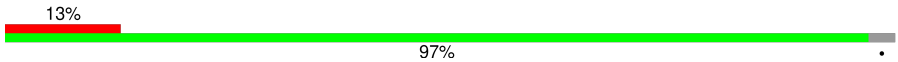

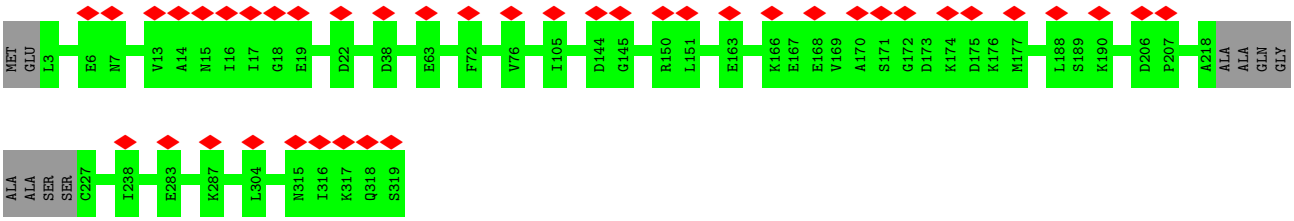

• Molecule 1: Cytosolic protein

Chain TV:

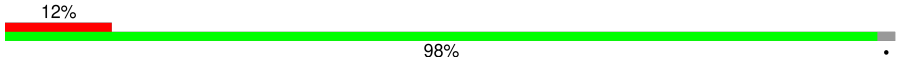

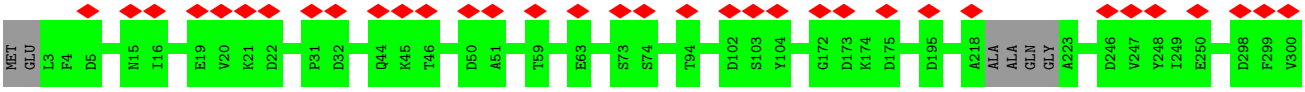

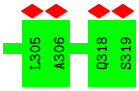

• Molecule 1: Cytosolic protein

Chain TW:

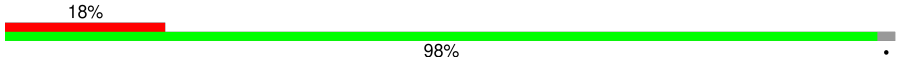

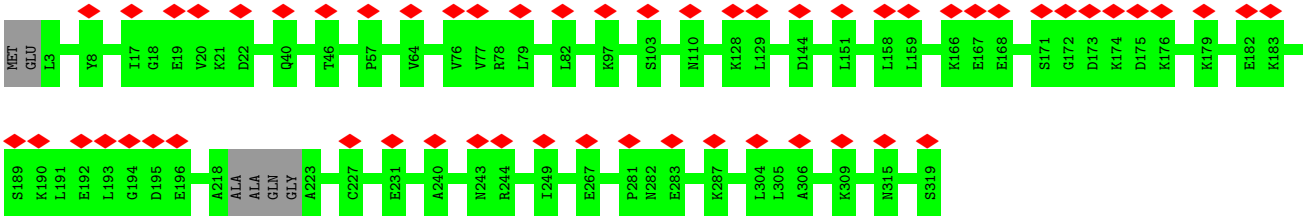

• Molecule 1: Cytosolic protein

Chain TX:

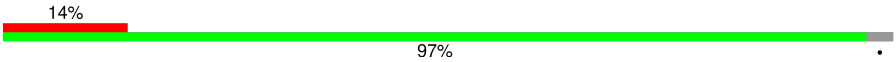

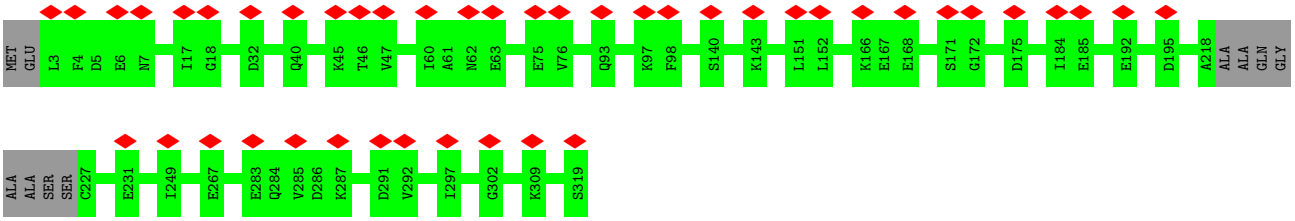

• Molecule 1: Cytosolic protein

Chain TY:

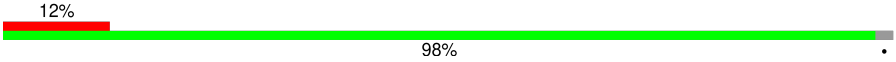

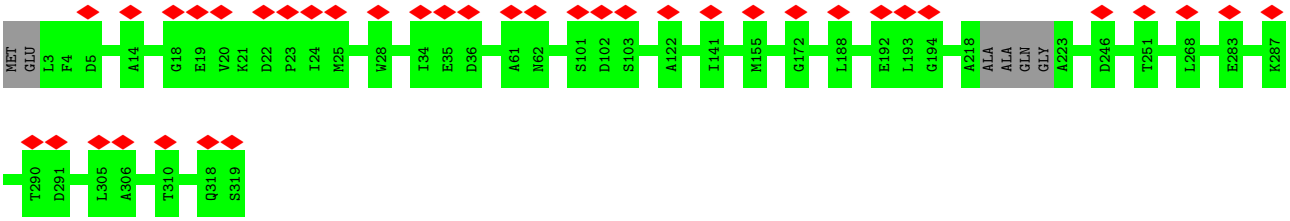

• Molecule 1: Cytosolic protein

Chain TZ:

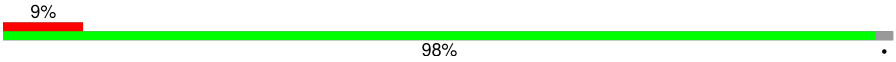

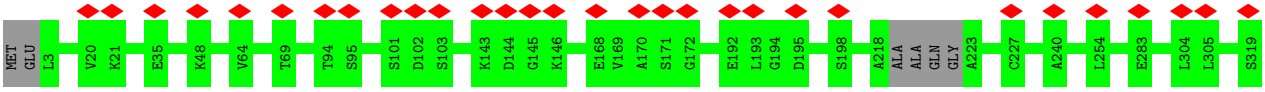

• Molecule 1: Cytosolic protein

Chain Ta:

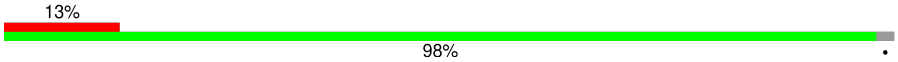

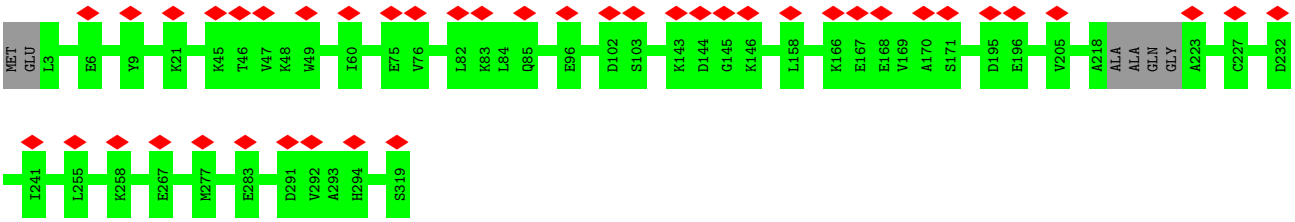

• Molecule 1: Cytosolic protein

Chain Tb:

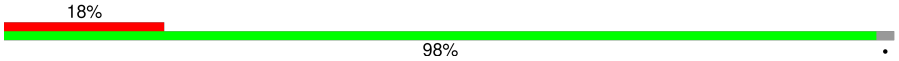

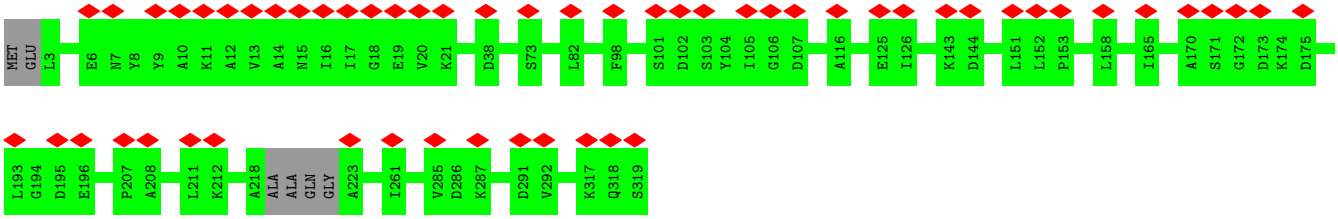

• Molecule 1: Cytosolic protein

Chain Tc:

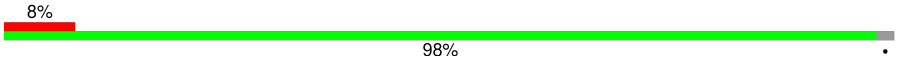

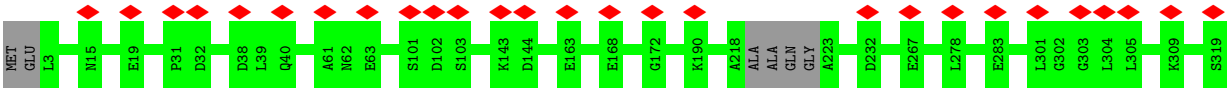

• Molecule 1: Cytosolic protein

Chain Td:

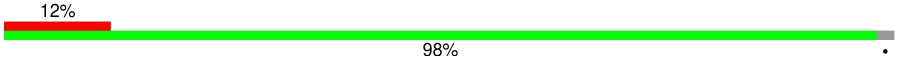

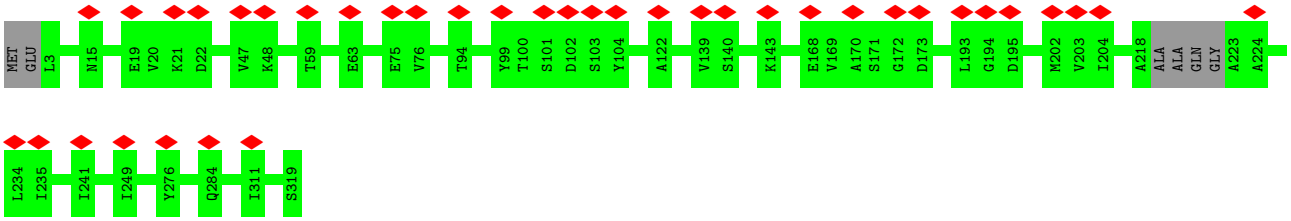

• Molecule 1: Cytosolic protein

Chain Te:

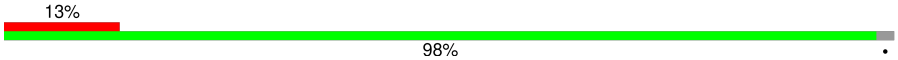

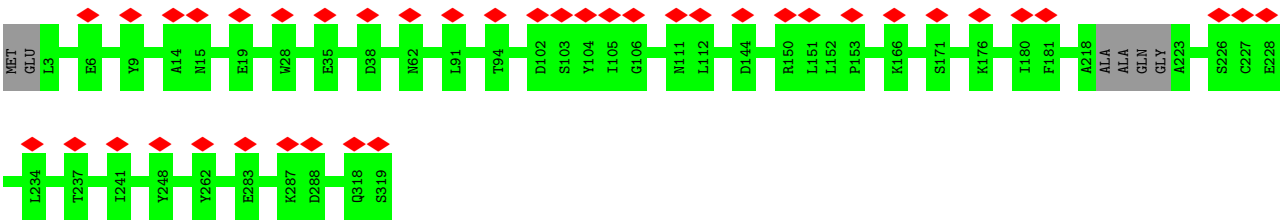

• Molecule 1: Cytosolic protein

Chain Tf:

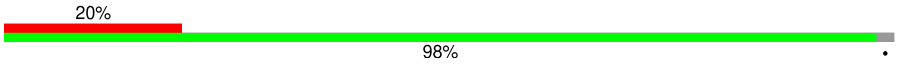

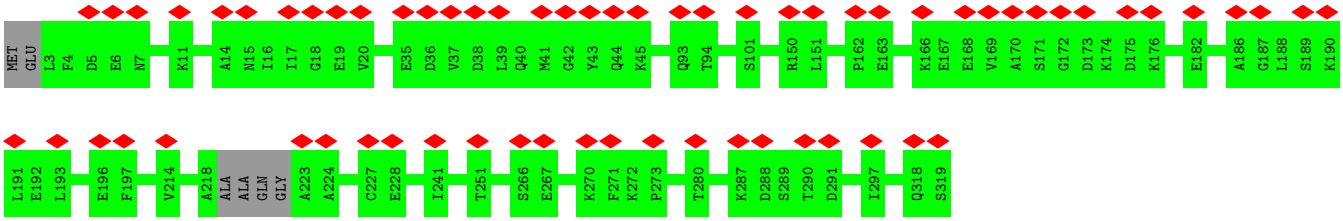

- Molecule 1: Cytosolic protein

Chain Tg:

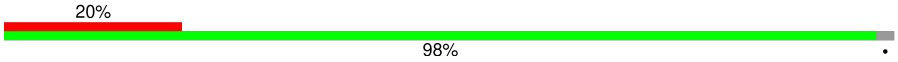

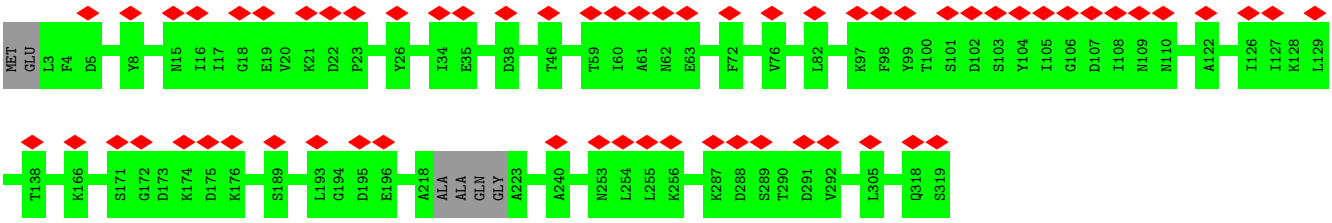

- Molecule 1: Cytosolic protein

Chain Th:

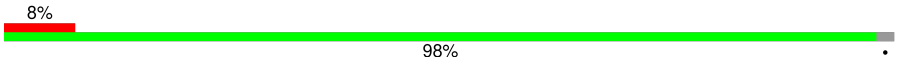

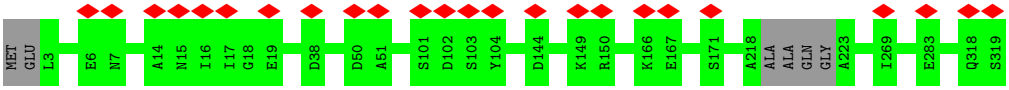

- Molecule 1: Cytosolic protein

Chain Ti:

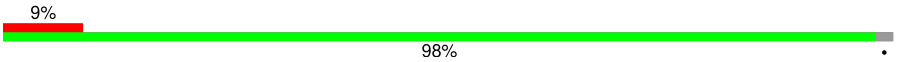

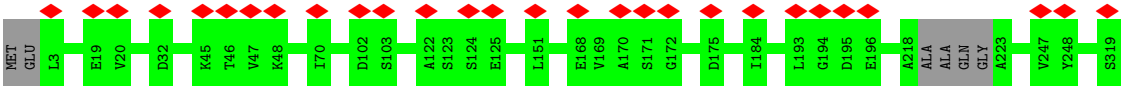

- Molecule 1: Cytosolic protein

Chain Tj:

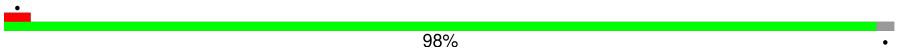

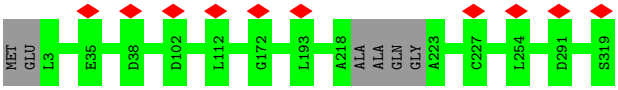

- Molecule 1: Cytosolic protein

Chain Tk:

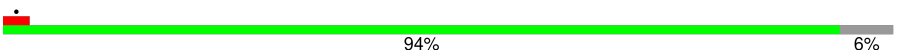



• Molecule 1: Cytosolic protein

Chain Tl:

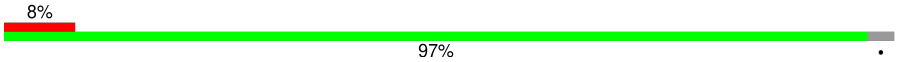

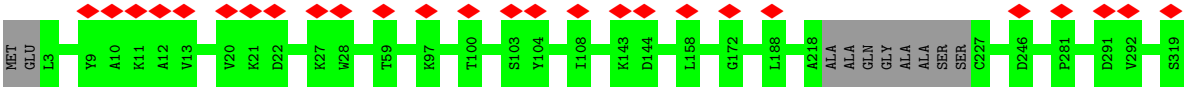

• Molecule 1: Cytosolic protein

Chain Tm:

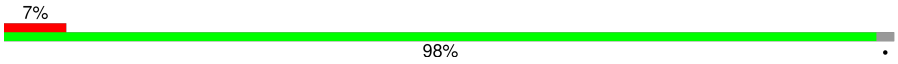

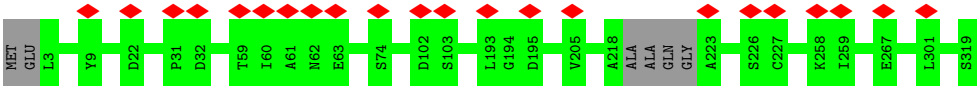

• Molecule 1: Cytosolic protein

Chain Tn:

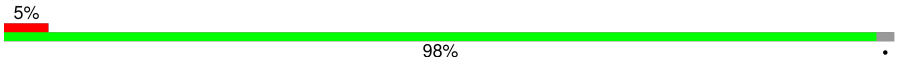

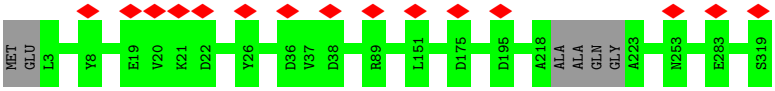

• Molecule 1: Cytosolic protein

Chain To:

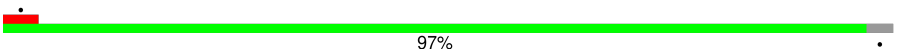

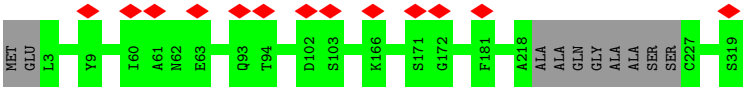

• Molecule 1: Cytosolic protein

Chain Tp:

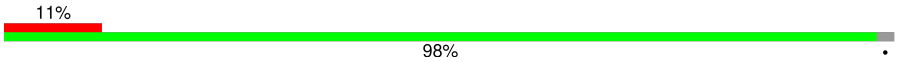

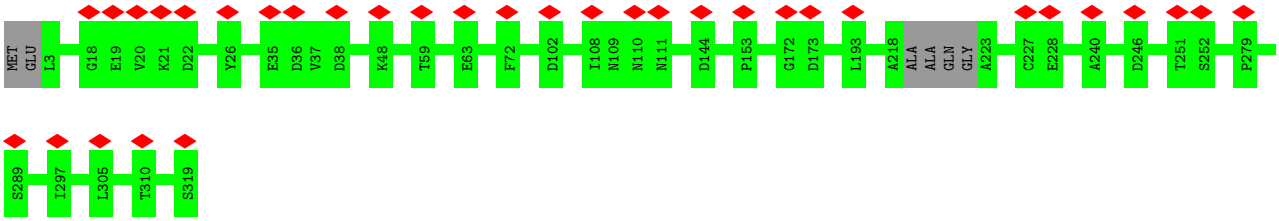

• Molecule 1: Cytosolic protein

Chain Tq:

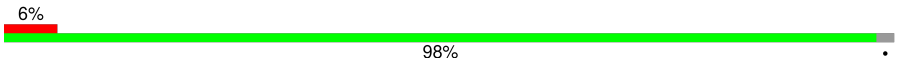

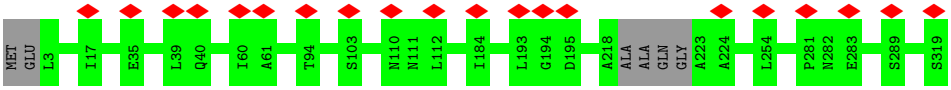

• Molecule 1: Cytosolic protein

Chain Tr:

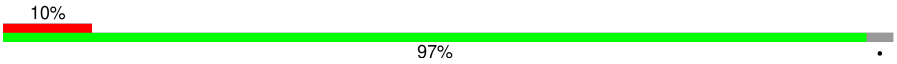

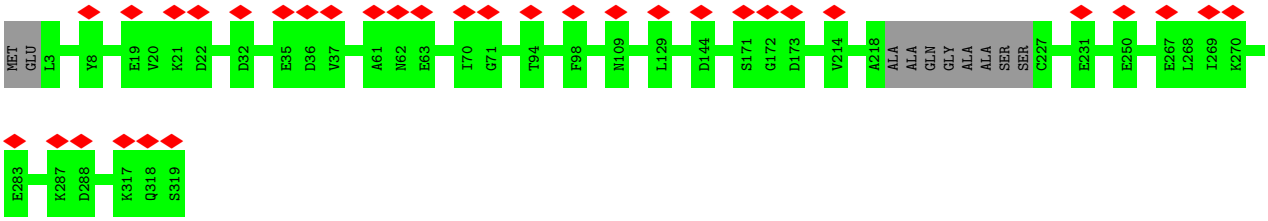

• Molecule 1: Cytosolic protein

Chain Ts:

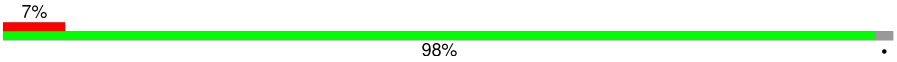

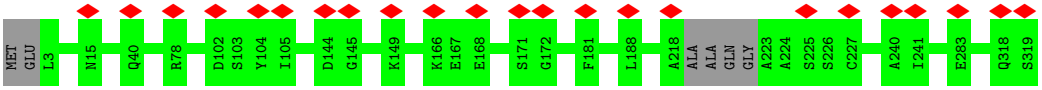

• Molecule 1: Cytosolic protein

Chain Tt:

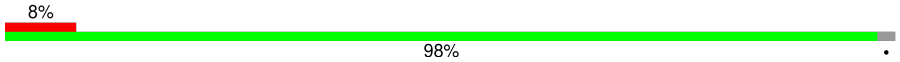

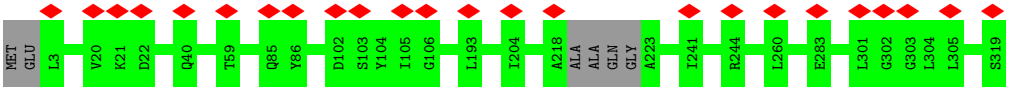

• Molecule 1: Cytosolic protein

Chain Tu:

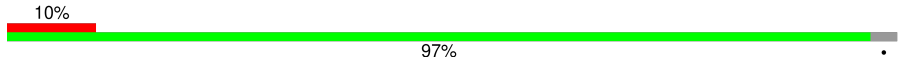

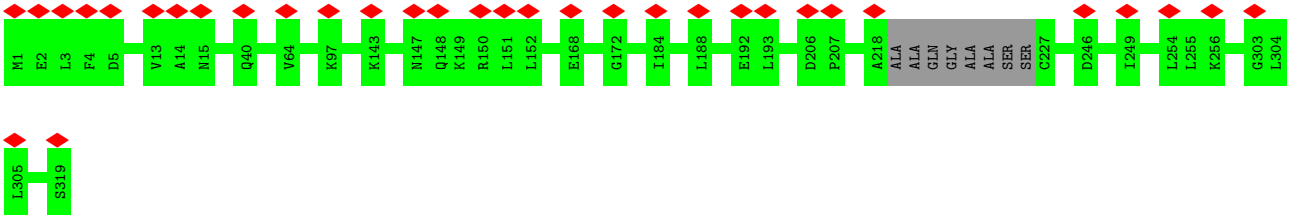

• Molecule 1: Cytosolic protein

Chain Tv:

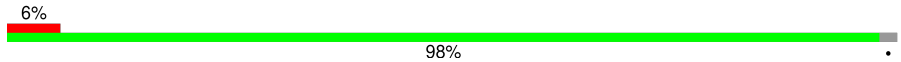

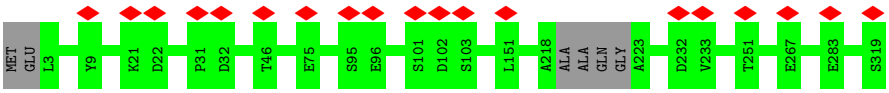

• Molecule 1: Cytosolic protein

Chain Tw:

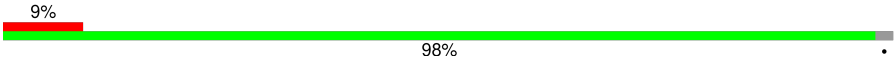

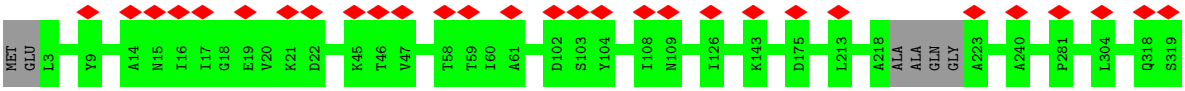

- Molecule 1: Cytosolic protein

Chain Tx:

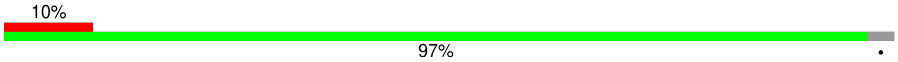

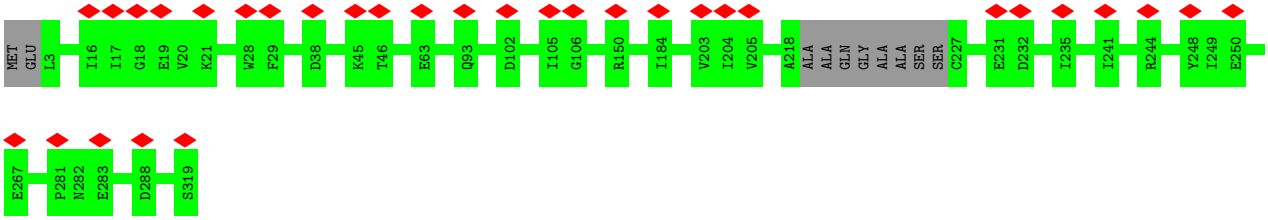

- Molecule 1: Cytosolic protein

Chain Ty:

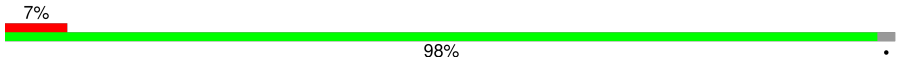

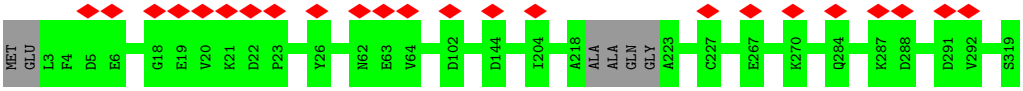

- Molecule 1: Cytosolic protein

Chain Tz:

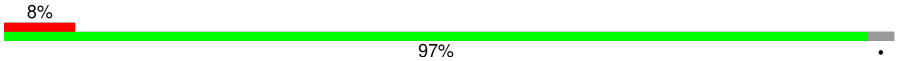

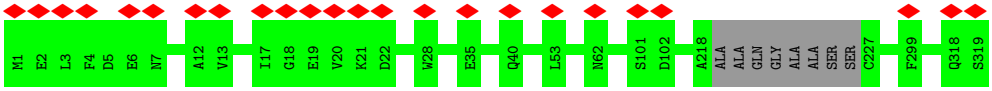

- Molecule 1: Cytosolic protein

Chain UA:

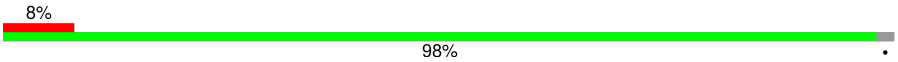

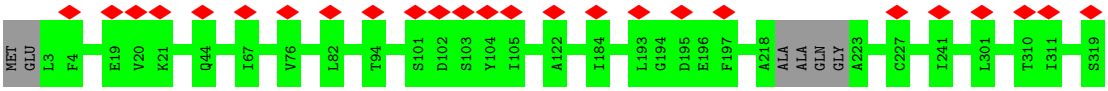

- Molecule 1: Cytosolic protein

Chain UB:

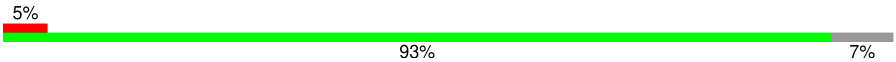

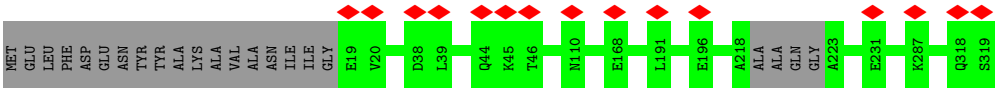

- Molecule 1: Cytosolic protein

Chain UC:

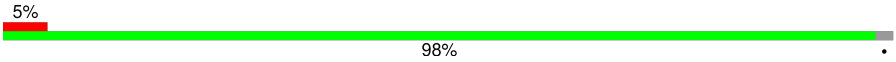

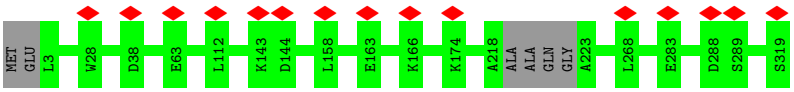

- Molecule 1: Cytosolic protein

Chain UD:

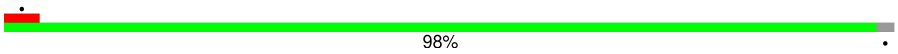

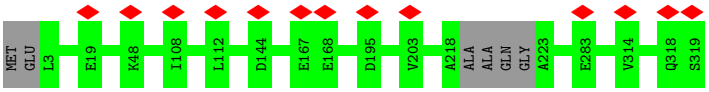

• Molecule 1: Cytosolic protein

Chain UE:

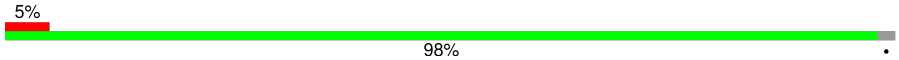

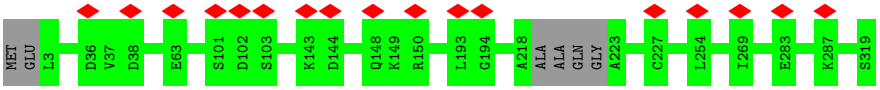

• Molecule 1: Cytosolic protein

Chain UF:

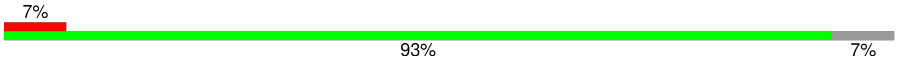

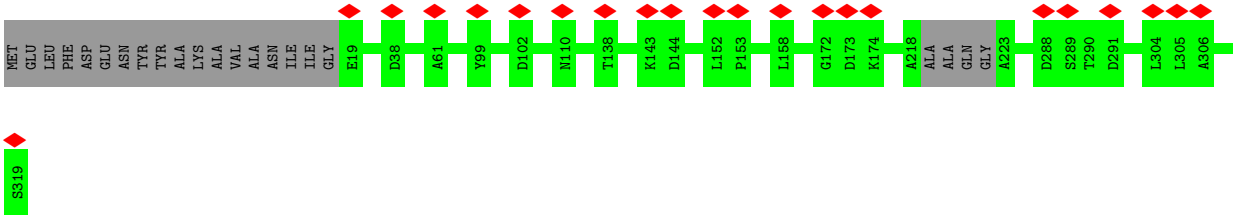

• Molecule 1: Cytosolic protein

Chain UG:

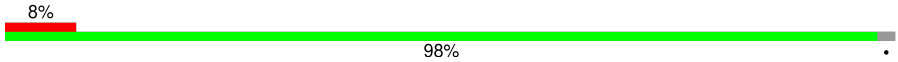

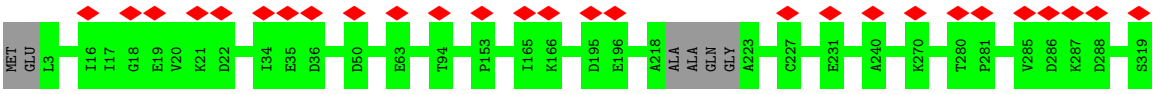

• Molecule 1: Cytosolic protein

Chain UH:

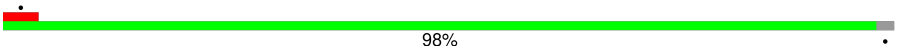

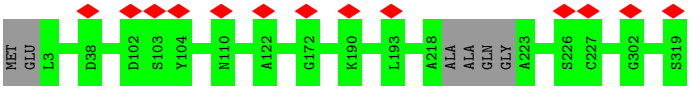

• Molecule 1: Cytosolic protein

Chain UI:

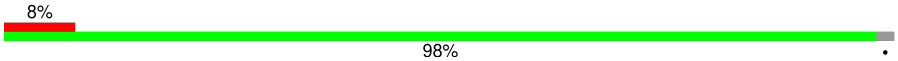

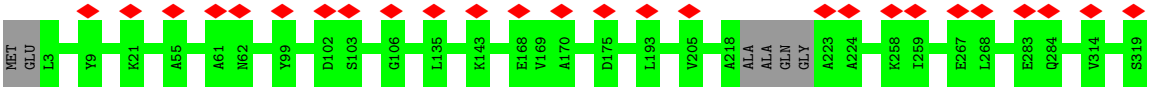

• Molecule 1: Cytosolic protein

Chain UJ:

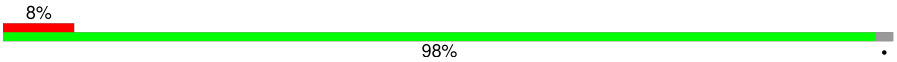

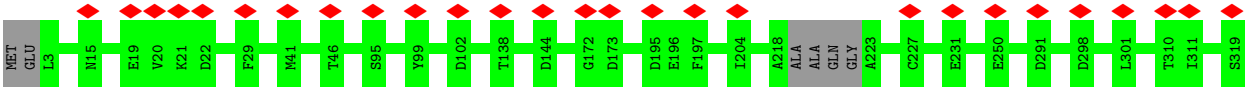

• Molecule 1: Cytosolic protein

Chain UK:

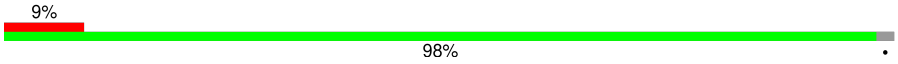

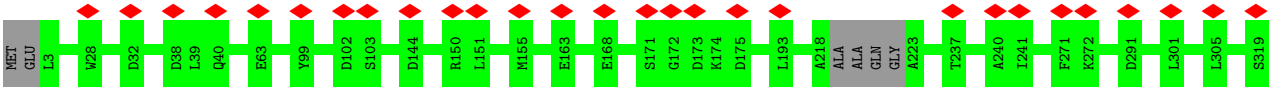

• Molecule 1: Cytosolic protein

Chain UL:

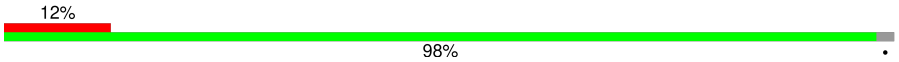

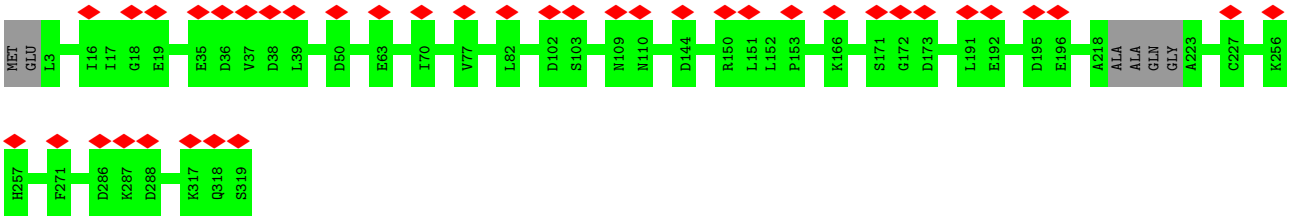

• Molecule 1: Cytosolic protein

Chain UM:

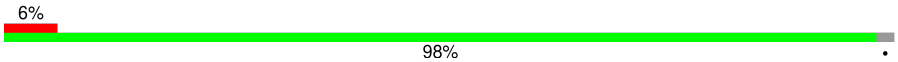

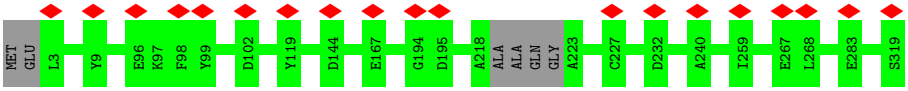

• Molecule 1: Cytosolic protein

Chain UN:

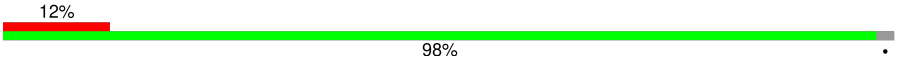

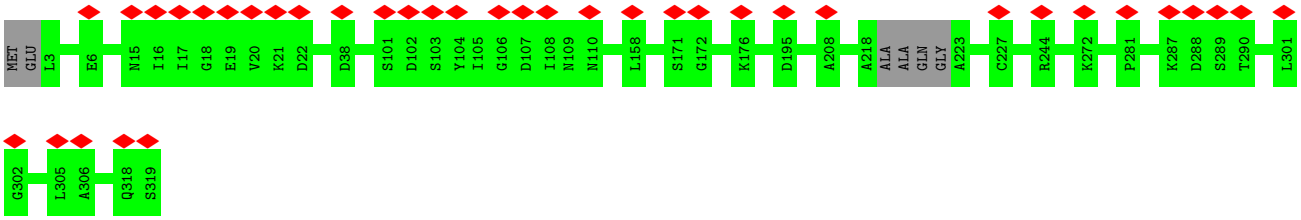

• Molecule 1: Cytosolic protein

Chain UO:

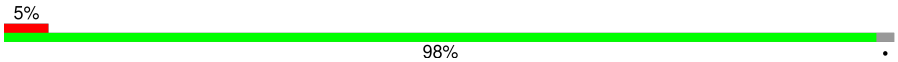

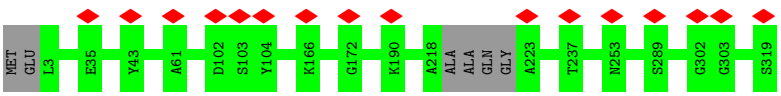

• Molecule 1: Cytosolic protein

Chain UP: 6% 98%

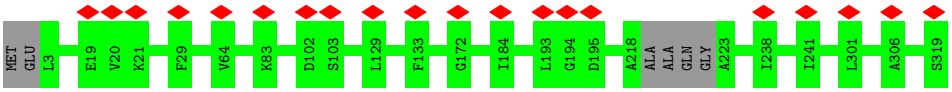

• Molecule 1: Cytosolic protein

Chain UQ: 98%

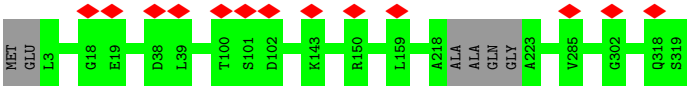

• Molecule 1: Cytosolic protein

Chain UR: 8% 98%

• Molecule 1: Cytosolic protein

Chain US: 10% 98%

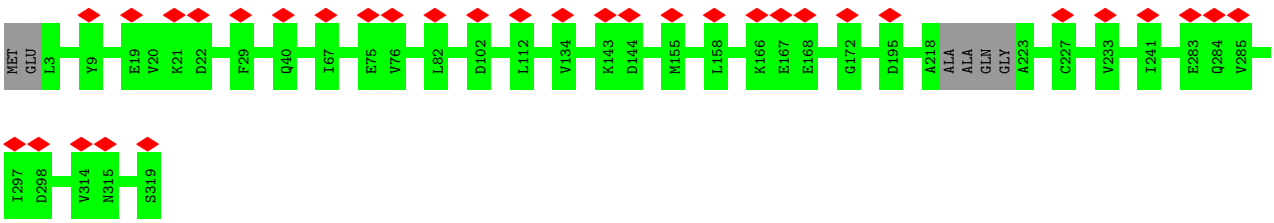

• Molecule 1: Cytosolic protein

Chain UT: 10% 98%

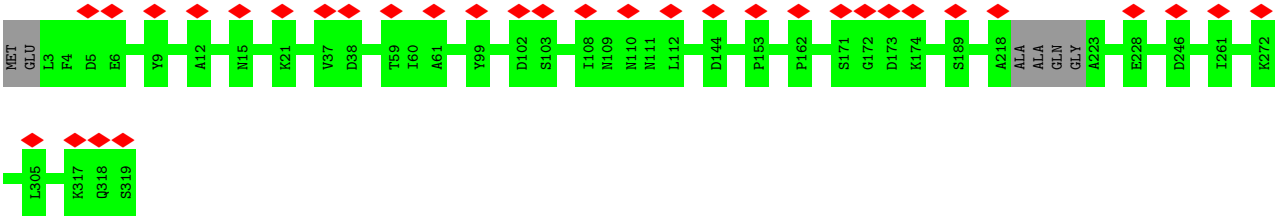

• Molecule 1: Cytosolic protein

Chain UU: 8% 98%

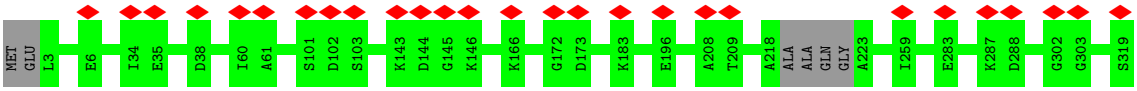

- Molecule 1: Cytosolic protein

Chain UV:

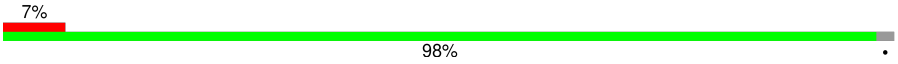

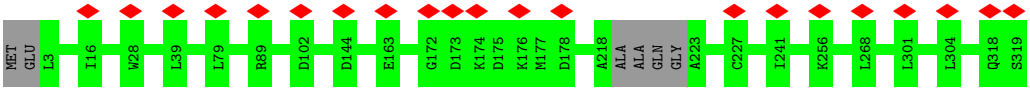

- Molecule 1: Cytosolic protein

Chain UW:

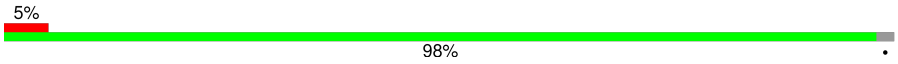

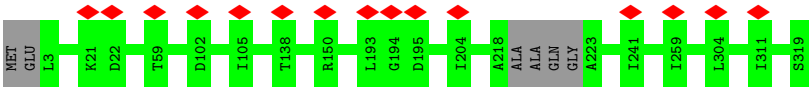

- Molecule 1: Cytosolic protein

Chain UX:

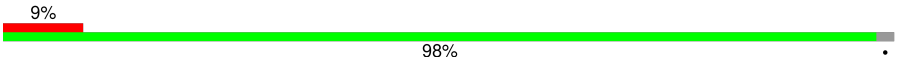

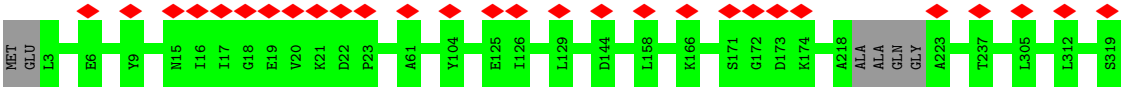

- Molecule 1: Cytosolic protein

Chain UY:

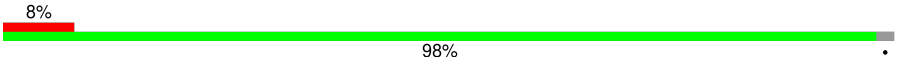

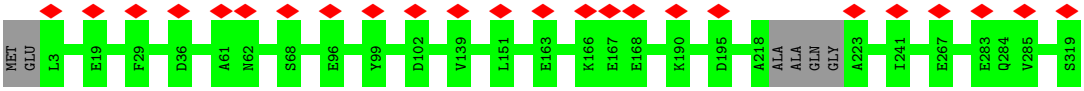

- Molecule 1: Cytosolic protein

Chain UZ:

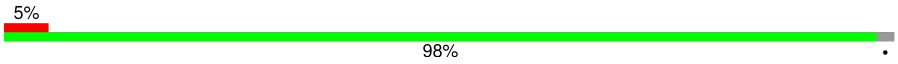

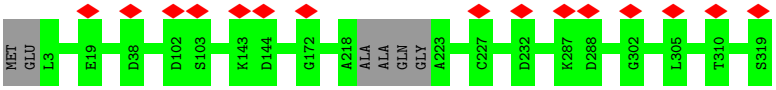

- Molecule 1: Cytosolic protein

Chain Ua:

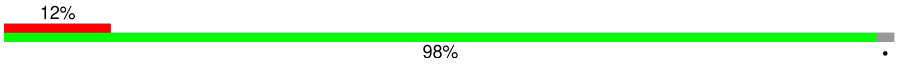

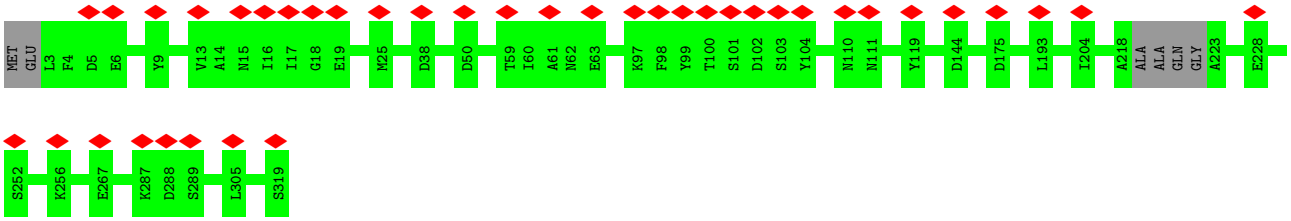

- Molecule 1: Cytosolic protein

Chain Ub:

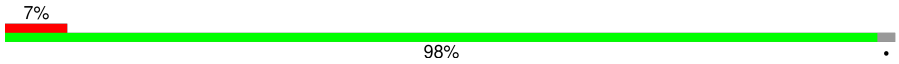

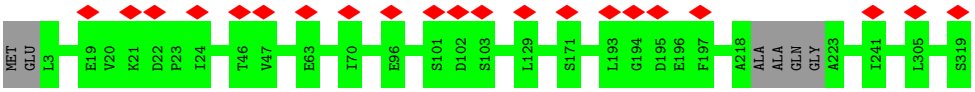

- Molecule 1: Cytosolic protein

Chain Uc:

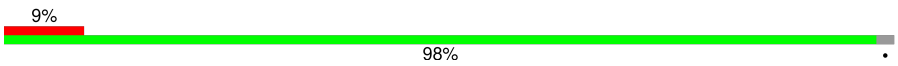

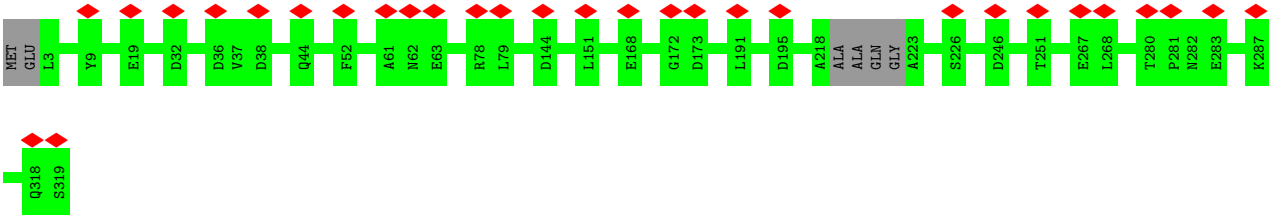

- Molecule 1: Cytosolic protein

Chain Ud:

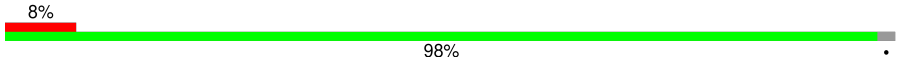

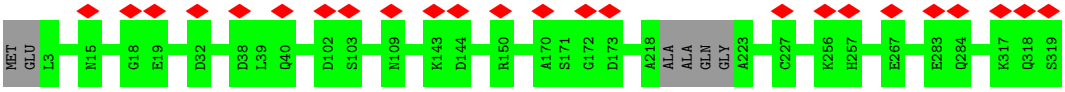

- Molecule 1: Cytosolic protein

Chain Ue:

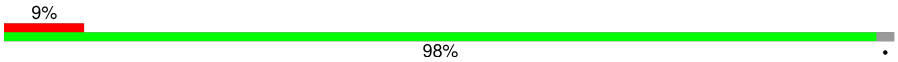

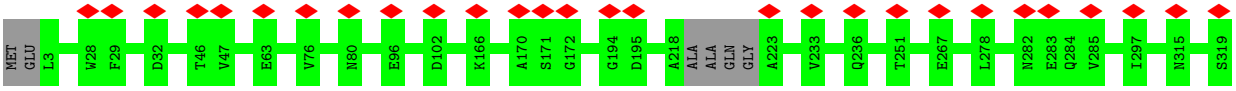

- Molecule 1: Cytosolic protein

Chain Uf:

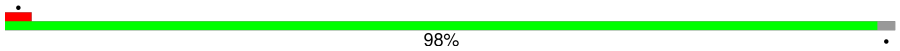

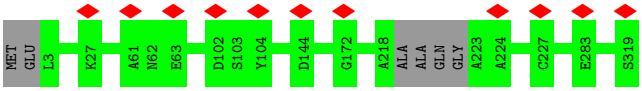

- Molecule 1: Cytosolic protein

Chain Ug:

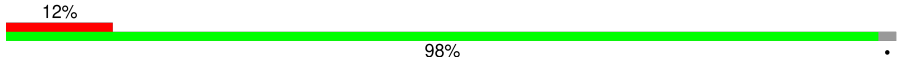

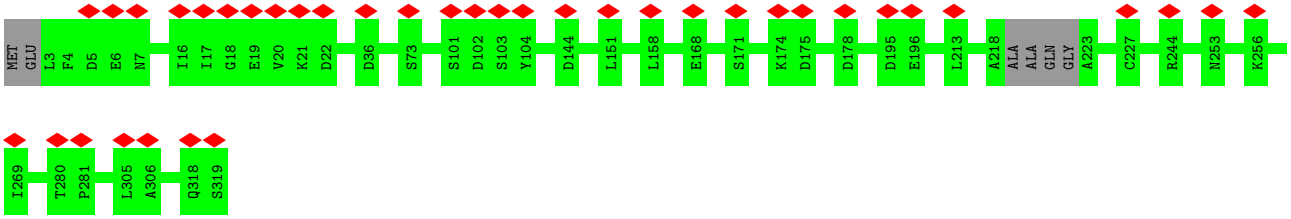

• Molecule 1: Cytosolic protein

Chain Uh:

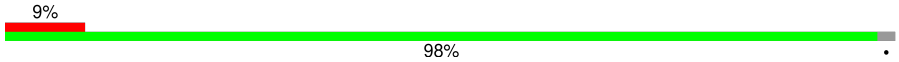

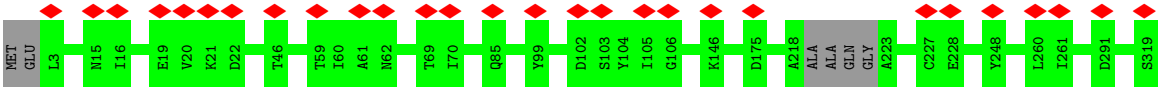

• Molecule 1: Cytosolic protein

Chain Ui:

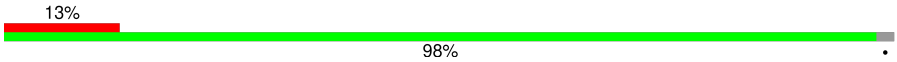

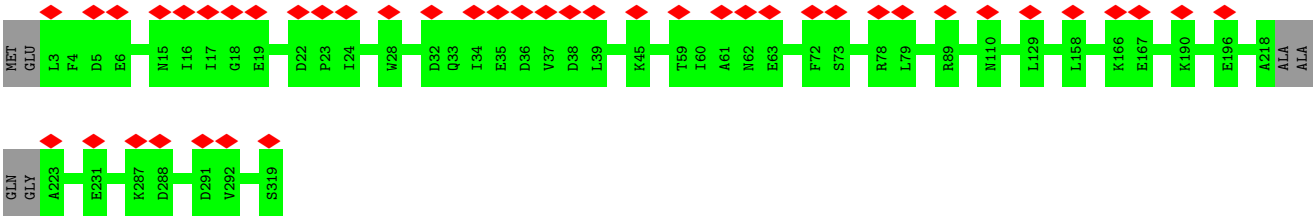

• Molecule 1: Cytosolic protein

Chain Uj:

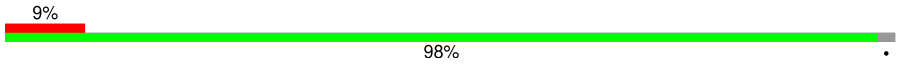

• Molecule 1: Cytosolic protein

Chain Uk:

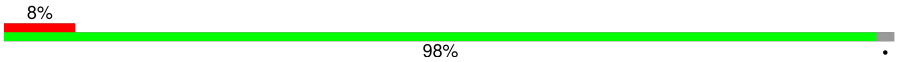

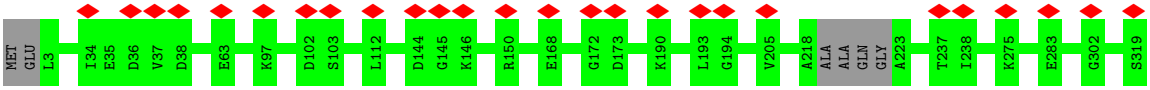

• Molecule 1: Cytosolic protein

Chain Ul:

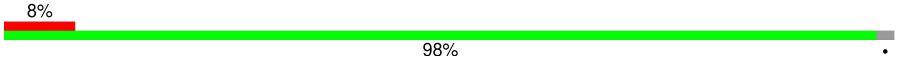

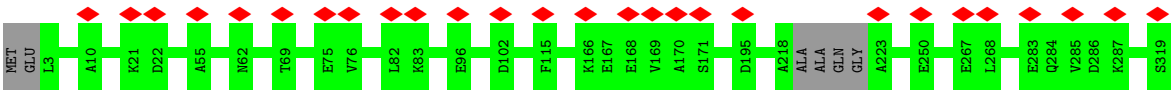

• Molecule 1: Cytosolic protein

Chain Um:

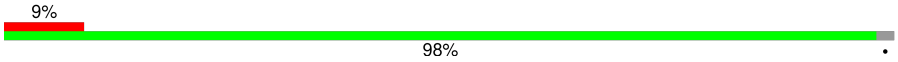

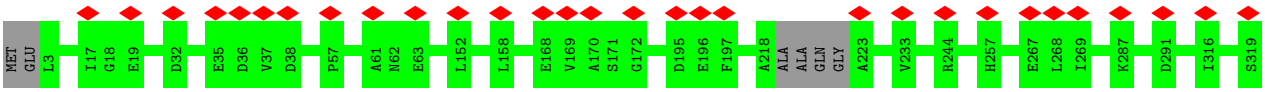

• Molecule 2: Decoration protein P03

Chain Bf:

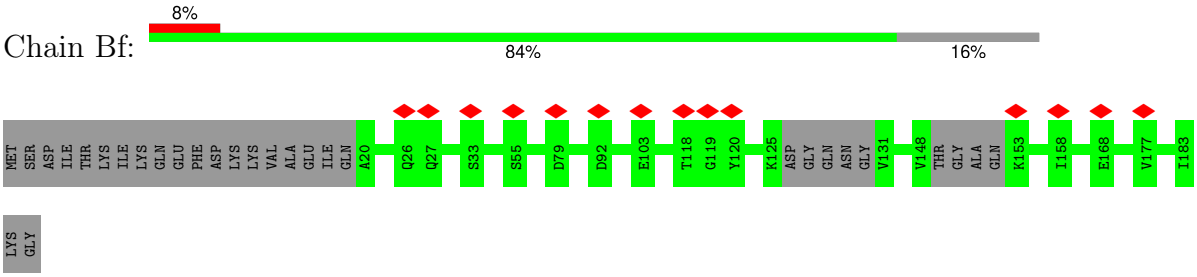

- Molecule 2: Decoration protein P03

Chain Bg:

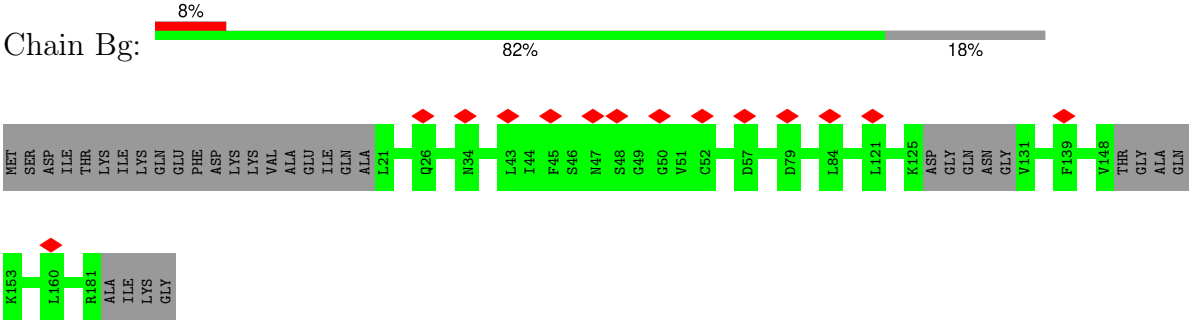

- Molecule 2: Decoration protein P03

Chain Bh:

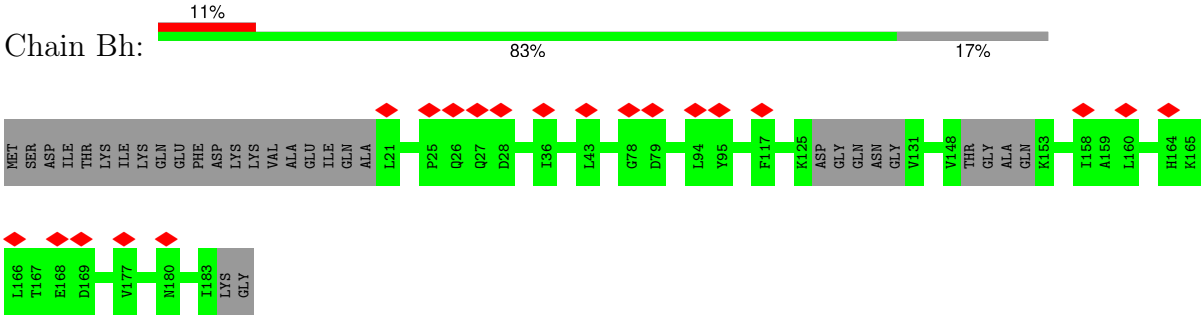

- Molecule 2: Decoration protein P03

Chain Bi:

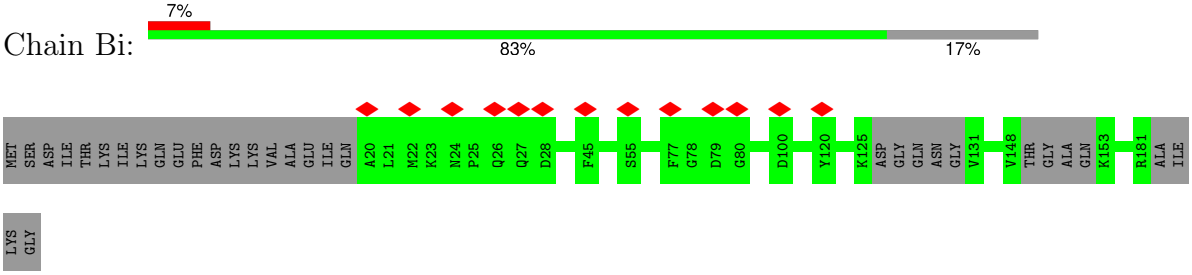

- Molecule 2: Decoration protein P03

Chain Bj:

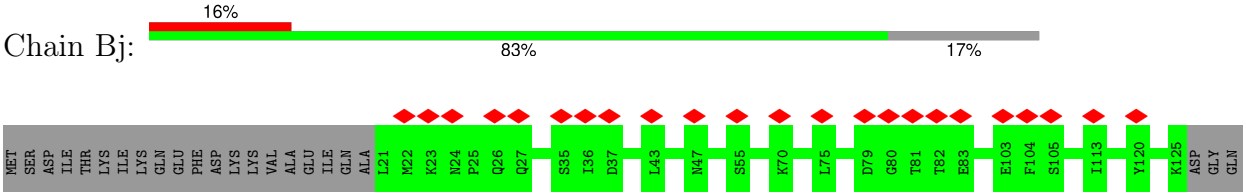

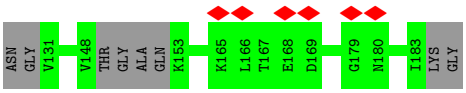

• Molecule 2: Decoration protein P03

Chain Bk:

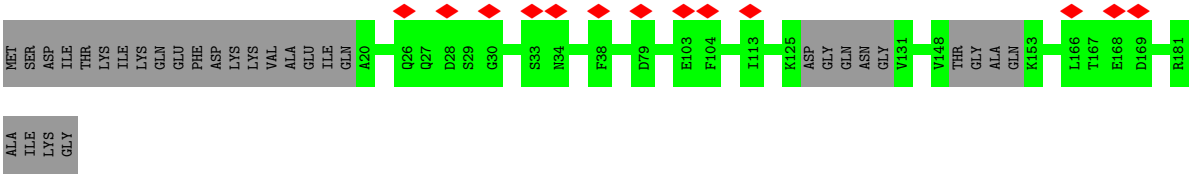

• Molecule 2: Decoration protein P03

Chain Bl:

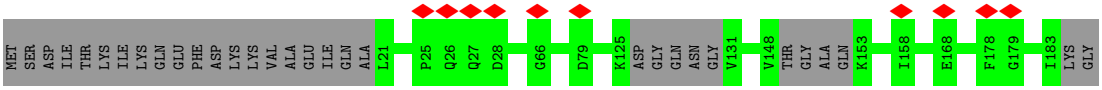

• Molecule 2: Decoration protein P03

Chain Bm:

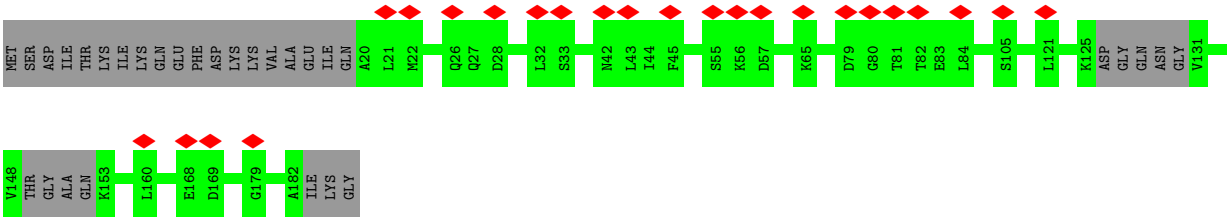

• Molecule 2: Decoration protein P03

Chain Bn:

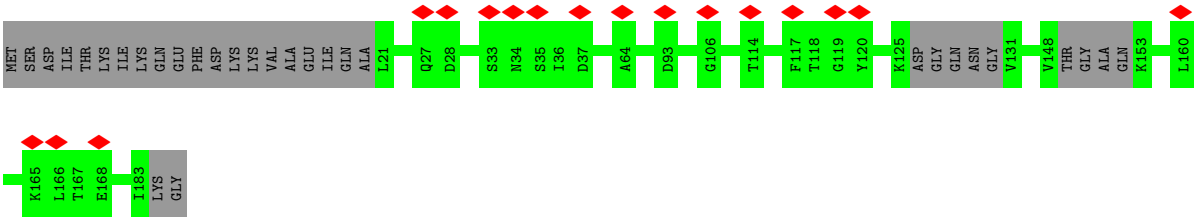

• Molecule 2: Decoration protein P03

Chain Bo:

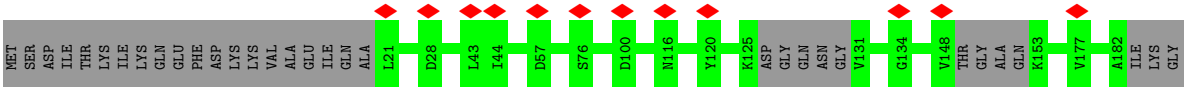

- Molecule 2: Decoration protein P03

Chain Bp:

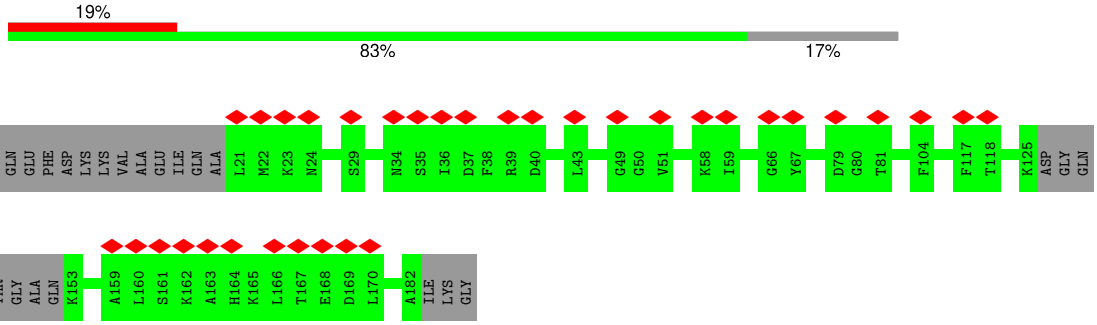

- Molecule 2: Decoration protein P03

Chain Bq:

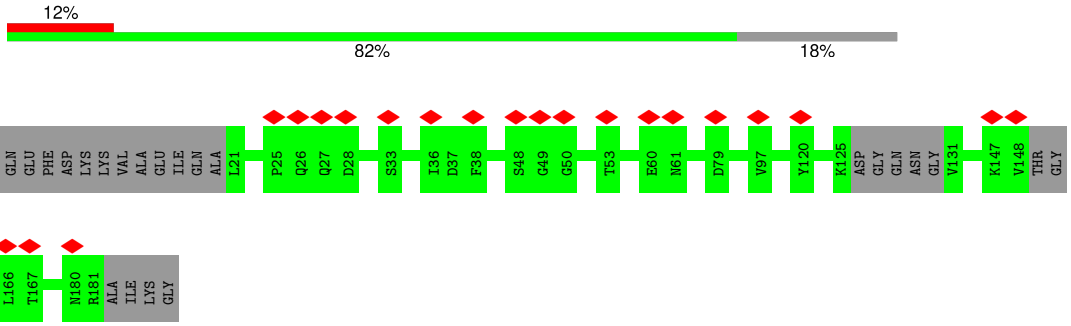

- Molecule 2: Decoration protein P03

Chain Br:

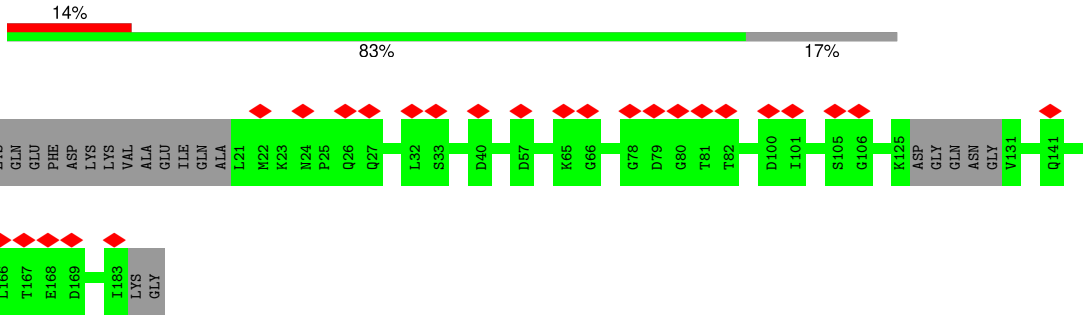

- Molecule 2: Decoration protein P03

Chain Bs:

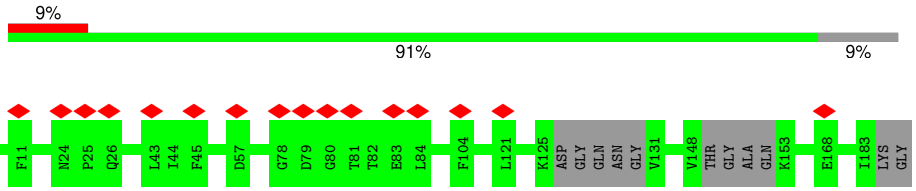

- Molecule 2: Decoration protein P03

Chain Bt:

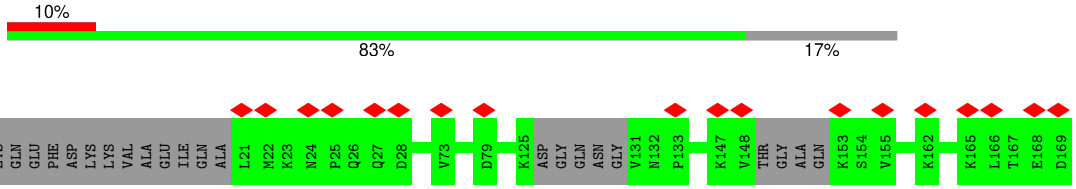

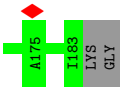

• Molecule 2: Decoration protein P03

Chain Bu:

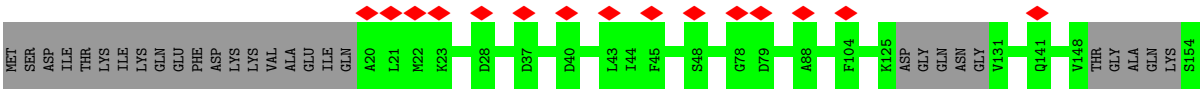

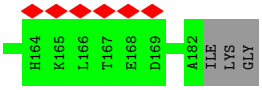

• Molecule 2: Decoration protein P03

Chain Bv:

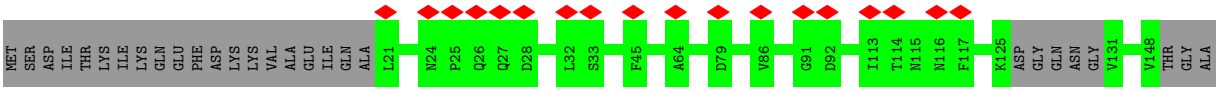

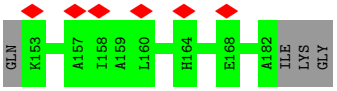

• Molecule 2: Decoration protein P03

Chain Bw:

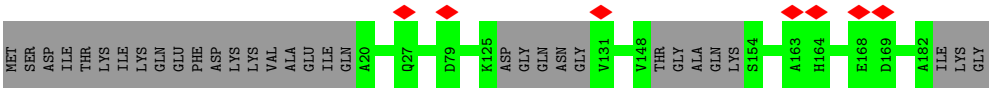

• Molecule 2: Decoration protein P03

Chain Bx:

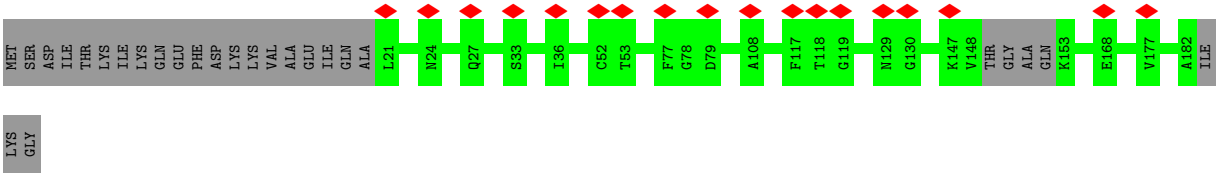

• Molecule 2: Decoration protein P03

Chain By:

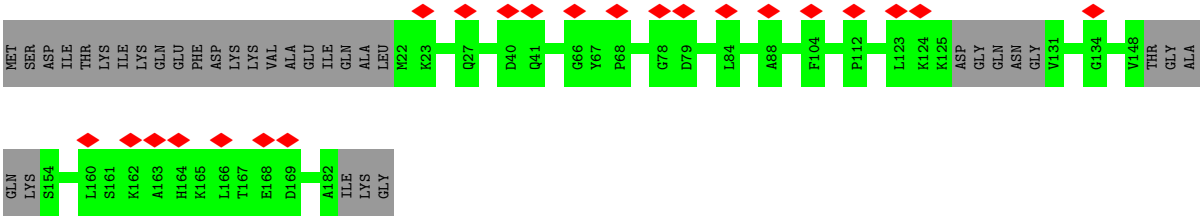

• Molecule 2: Decoration protein P03

Chain Bz:

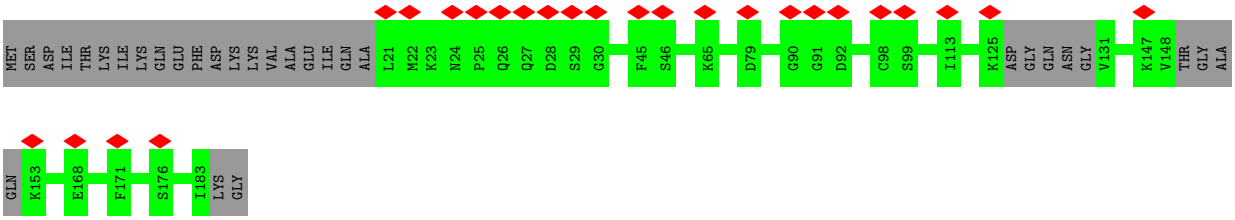

• Molecule 2: Decoration protein P03

Chain CA:



• Molecule 2: Decoration protein P03

Chain CB:

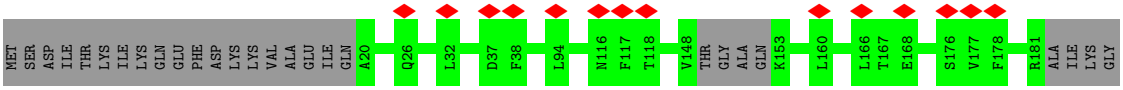

• Molecule 2: Decoration protein P03

Chain CC:

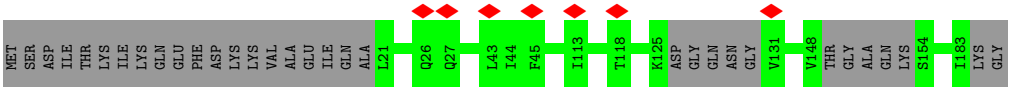

• Molecule 2: Decoration protein P03

Chain CD:

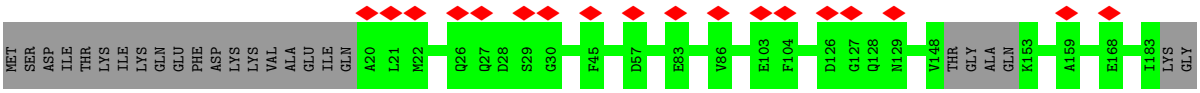

• Molecule 2: Decoration protein P03

Chain CE:

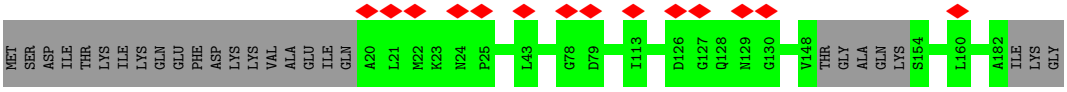

• Molecule 2: Decoration protein P03

Chain CF:

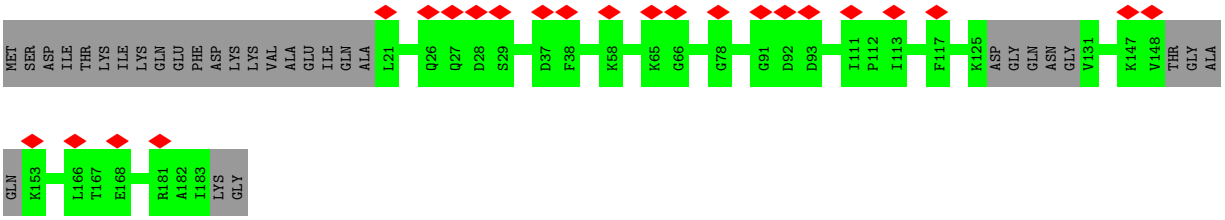

• Molecule 2: Decoration protein P03

Chain CG:

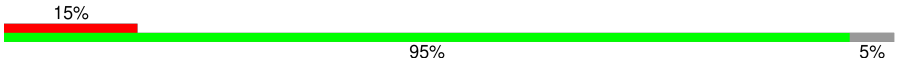

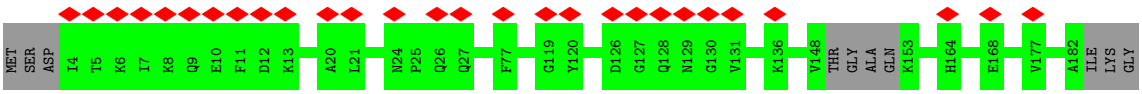

• Molecule 2: Decoration protein P03

Chain CH:

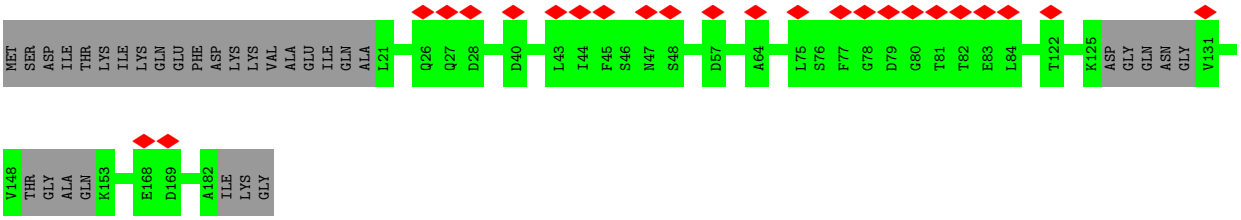

• Molecule 2: Decoration protein P03

Chain CI:

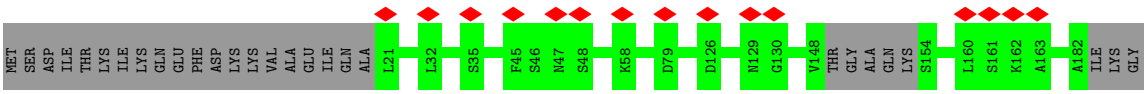

• Molecule 2: Decoration protein P03

Chain CJ: 7% 90% 10%

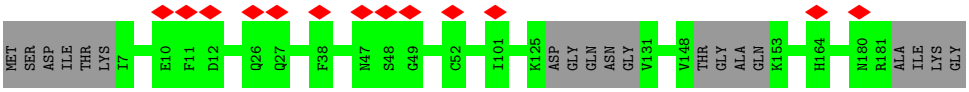

• Molecule 2: Decoration protein P03

Chain CK: 91% 9%

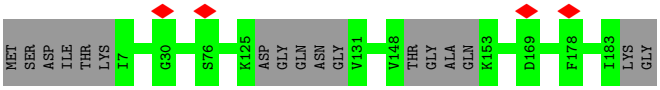

• Molecule 2: Decoration protein P03

Chain CL: 10% 82% 18%

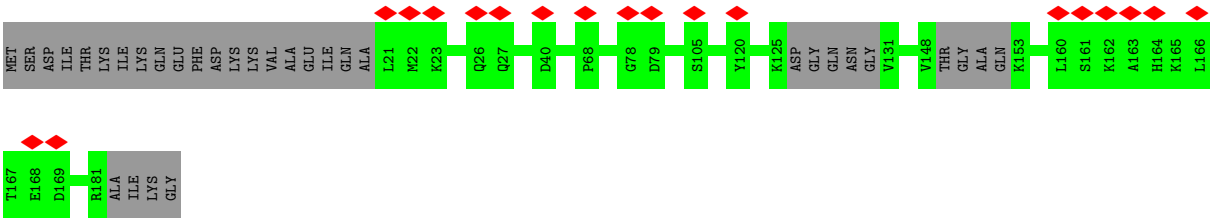

• Molecule 2: Decoration protein P03

Chain CM: 9% 83% 17%

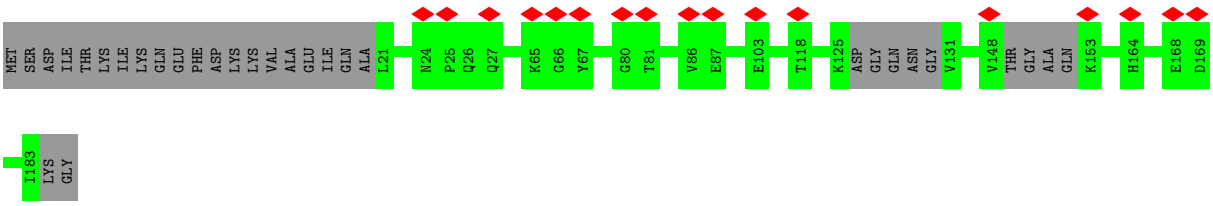

• Molecule 2: Decoration protein P03

Chain CN: 10% 83% 17%

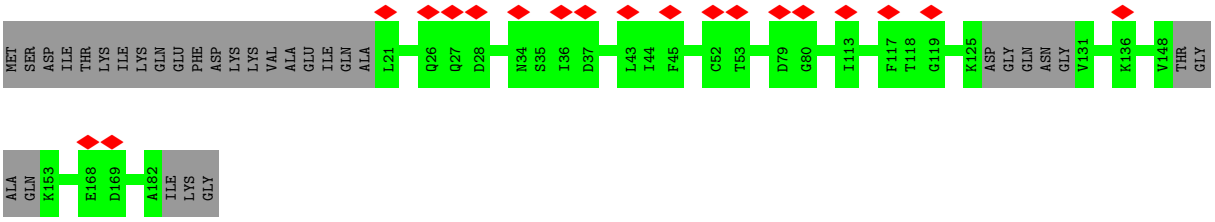

• Molecule 2: Decoration protein P03

Chain CO: 6% 92% 8%

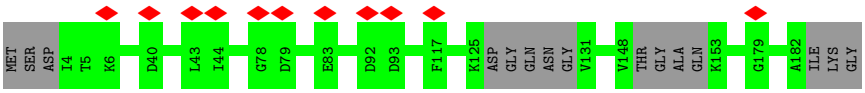

• Molecule 2: Decoration protein P03

Chain CP:

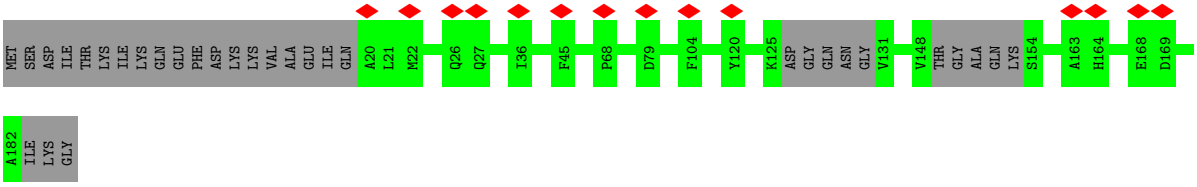

• Molecule 2: Decoration protein P03

Chain CQ:

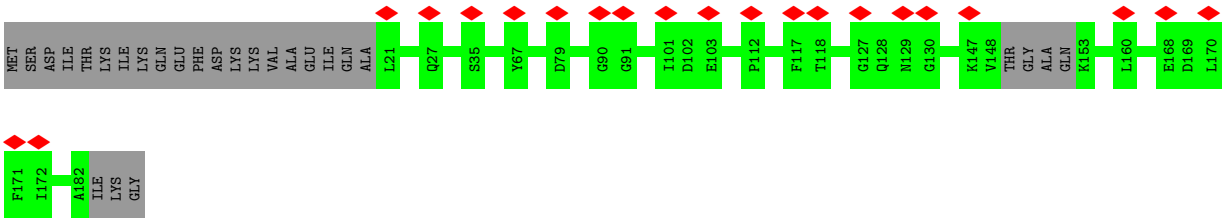

• Molecule 2: Decoration protein P03

Chain CR:

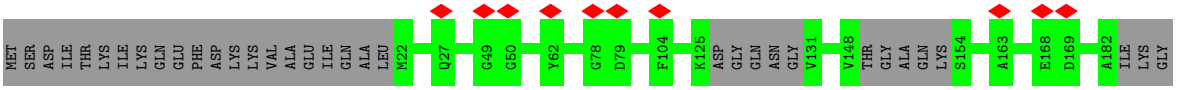

• Molecule 2: Decoration protein P03

Chain CS:

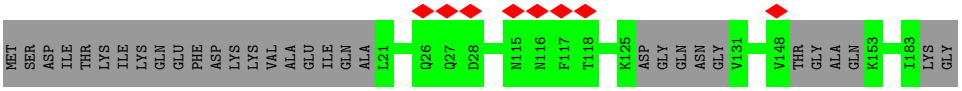

• Molecule 2: Decoration protein P03

Chain CT:

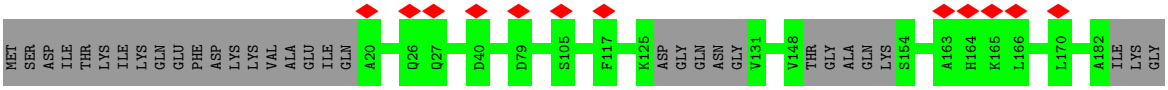

• Molecule 2: Decoration protein P03

Chain CU:

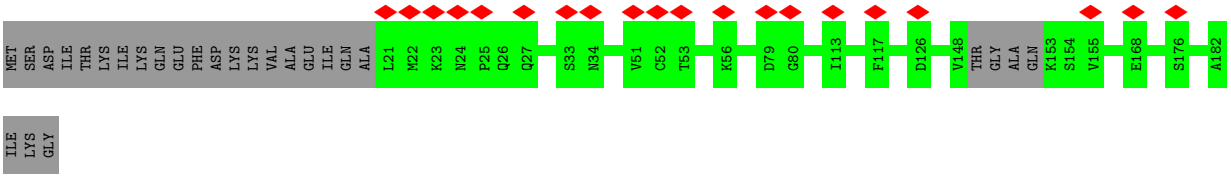

• Molecule 2: Decoration protein P03

Chain CV:

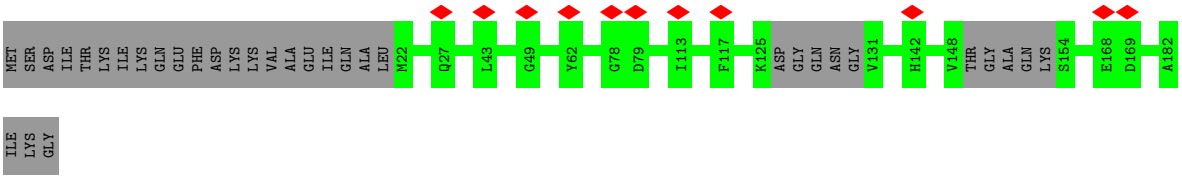

• Molecule 2: Decoration protein P03

Chain CW:

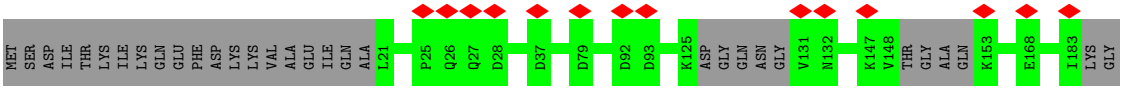

• Molecule 2: Decoration protein P03

Chain CX:

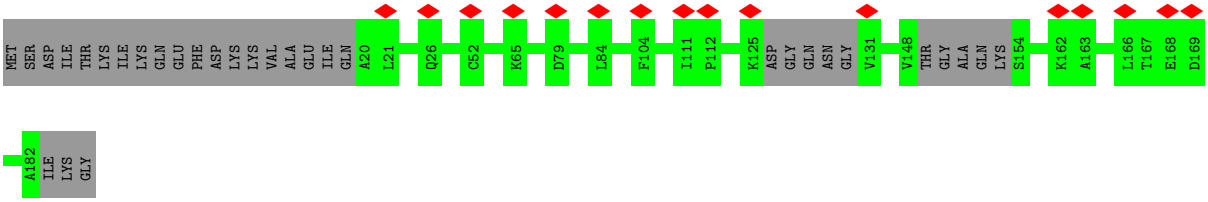

• Molecule 2: Decoration protein P03

Chain CY:

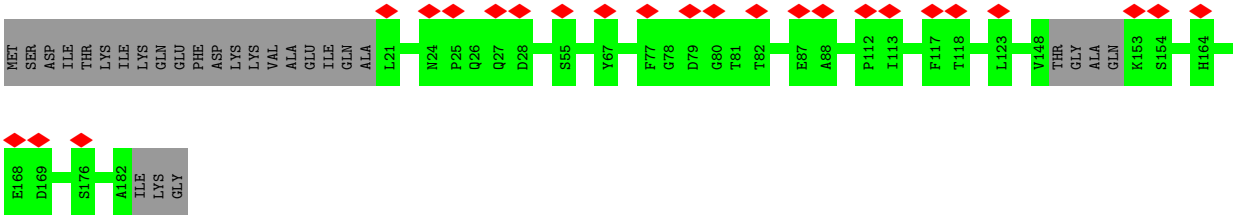

• Molecule 2: Decoration protein P03

Chain CZ:

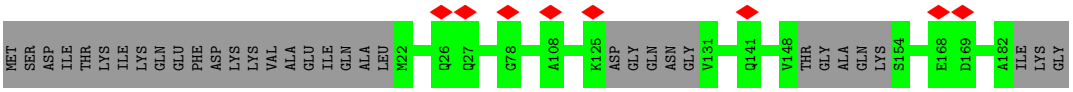

• Molecule 2: Decoration protein P03

Chain Ca:

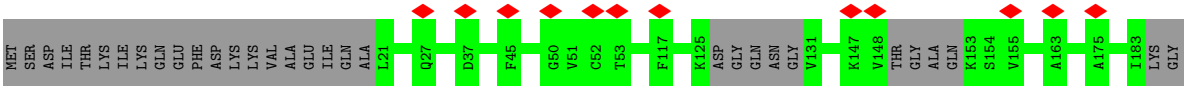

• Molecule 2: Decoration protein P03

Chain Cb:

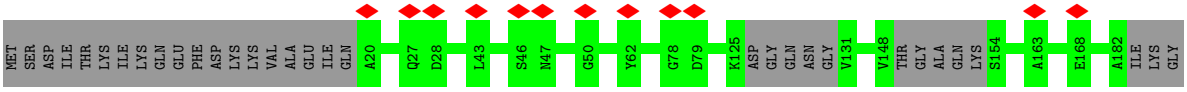

• Molecule 2: Decoration protein P03

Chain Cc:

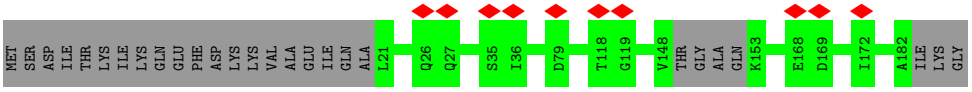

• Molecule 2: Decoration protein P03

Chain Cd:

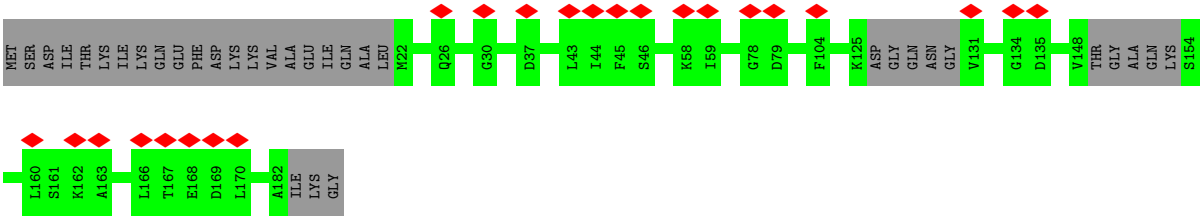

• Molecule 2: Decoration protein P03

Chain Ce:

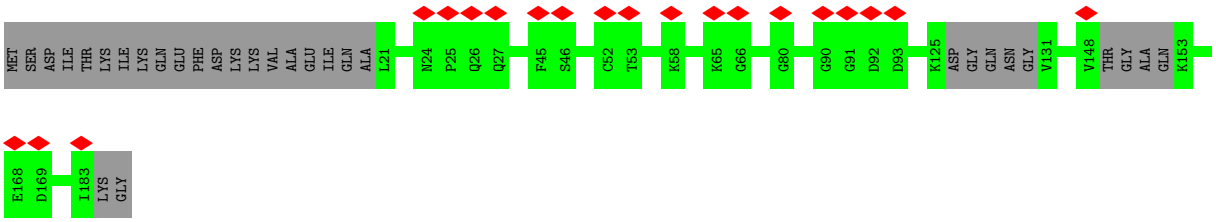

• Molecule 2: Decoration protein P03

Chain Cf:

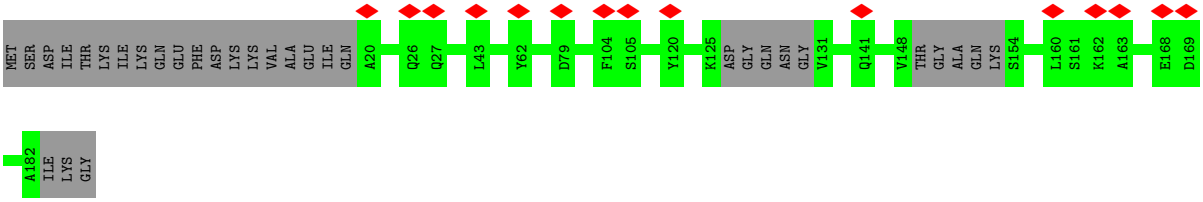

• Molecule 2: Decoration protein P03

Chain Cg:

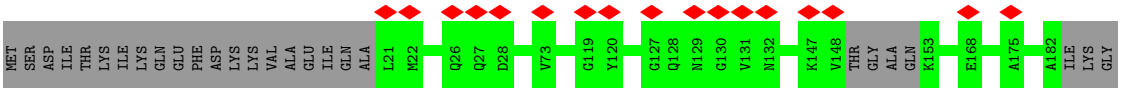

• Molecule 2: Decoration protein P03

Chain Ch:

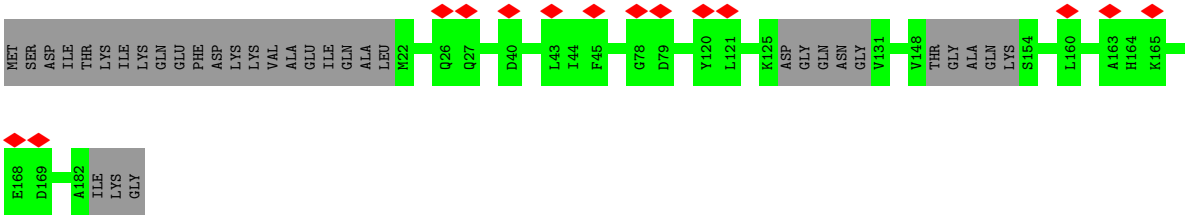

• Molecule 2: Decoration protein P03

Chain Ci:

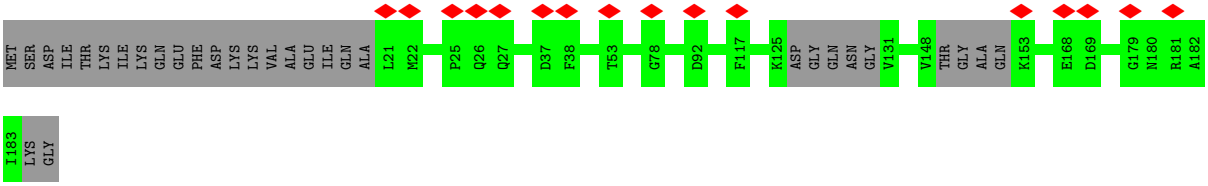

• Molecule 2: Decoration protein P03

Chain GU:

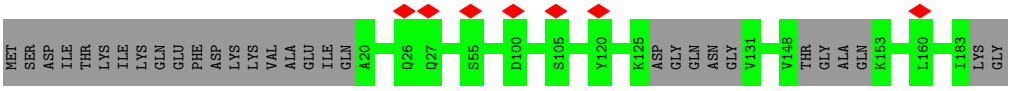

• Molecule 2: Decoration protein P03

Chain GV:

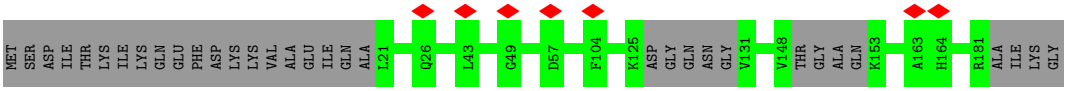

• Molecule 2: Decoration protein P03

Chain GW:

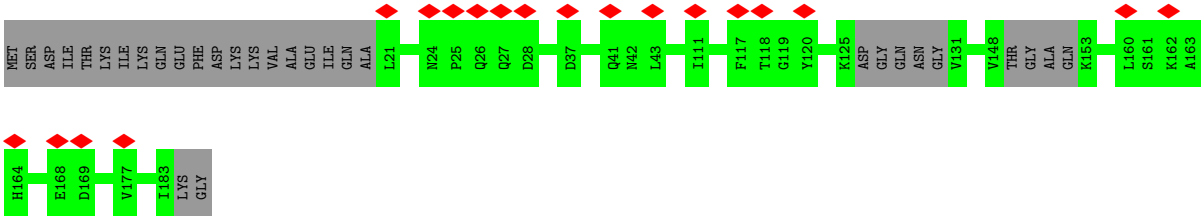

• Molecule 2: Decoration protein P03

Chain GX:

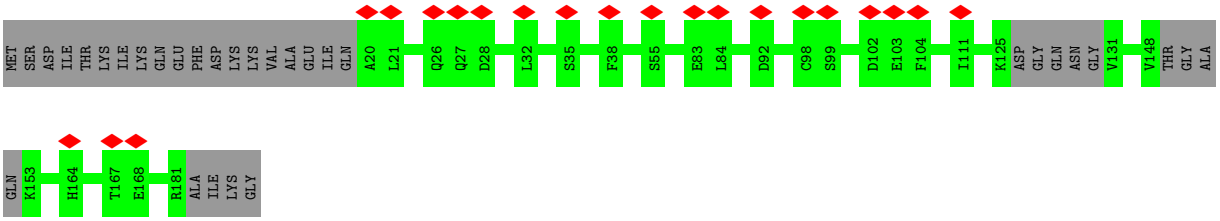

• Molecule 2: Decoration protein P03

Chain GY:

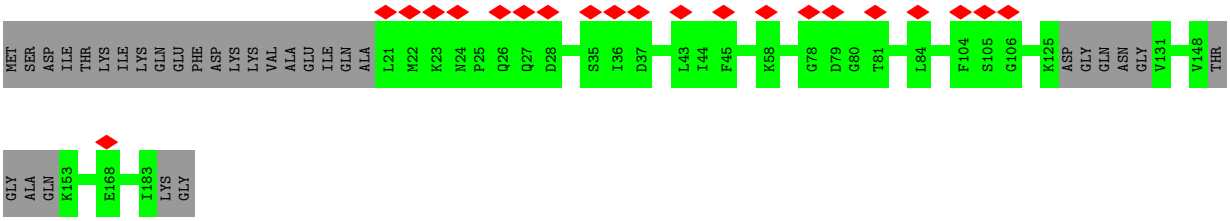

• Molecule 2: Decoration protein P03

Chain GZ:

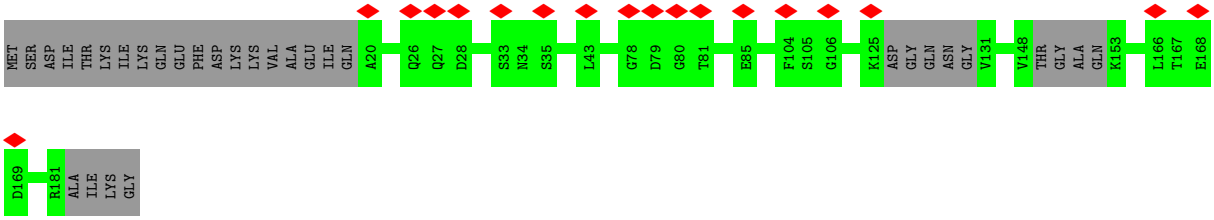

• Molecule 2: Decoration protein P03

Chain Ga:

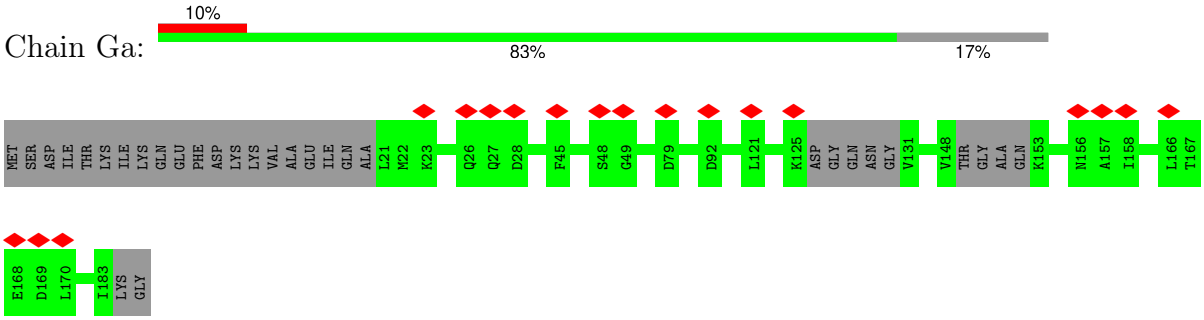

- Molecule 2: Decoration protein P03

Chain Gb:

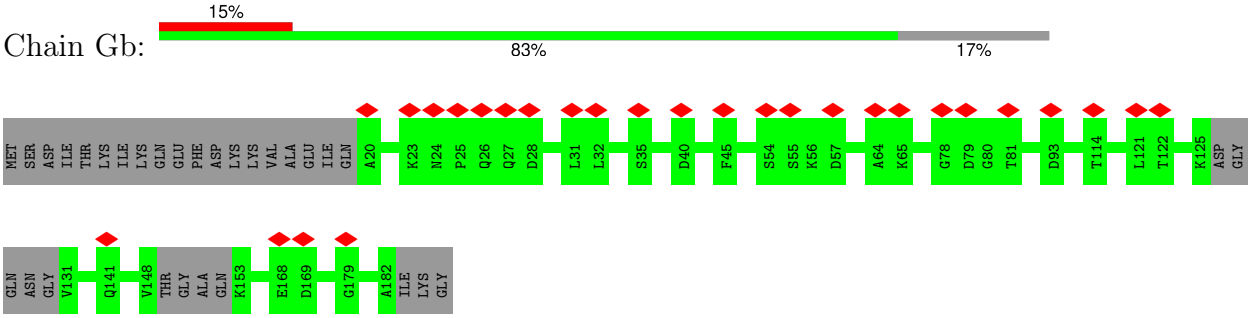

- Molecule 2: Decoration protein P03

Chain Gc:

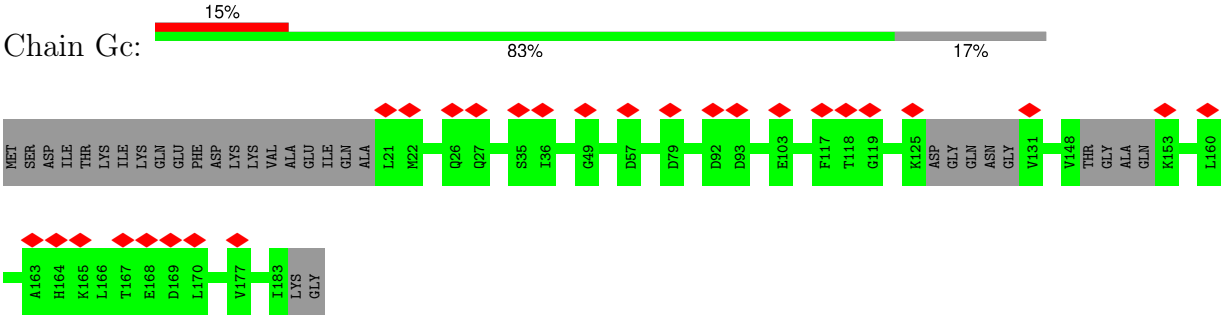

- Molecule 2: Decoration protein P03

Chain Gd:

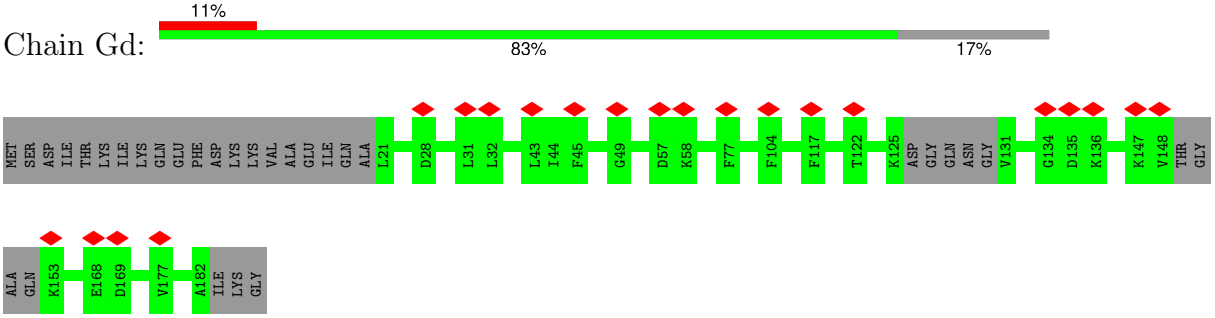

- Molecule 2: Decoration protein P03

Chain Ge:

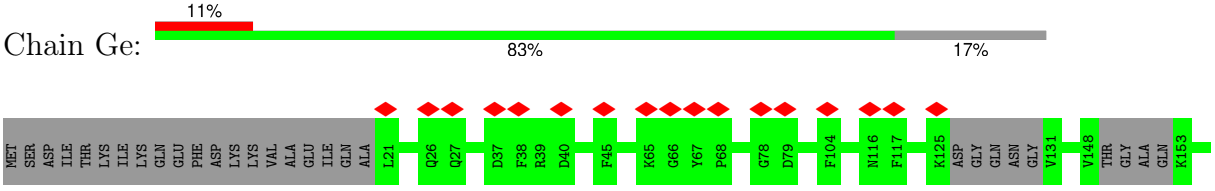

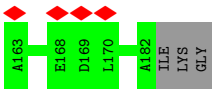

• Molecule 2: Decoration protein P03

Chain Gf:

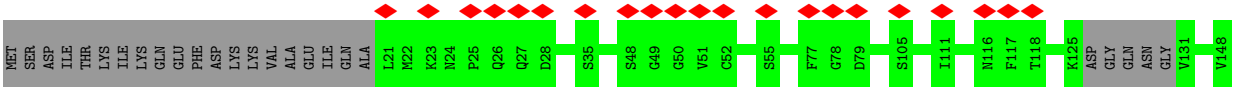

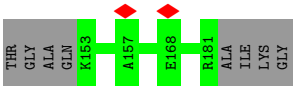

• Molecule 2: Decoration protein P03

Chain Gg:

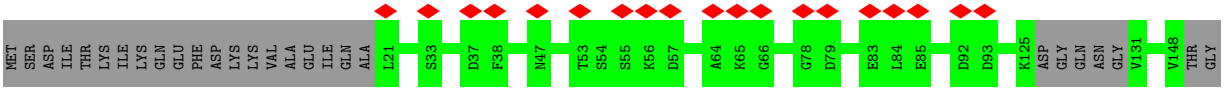

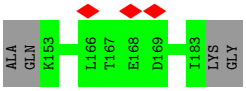

• Molecule 2: Decoration protein P03

Chain Gh:

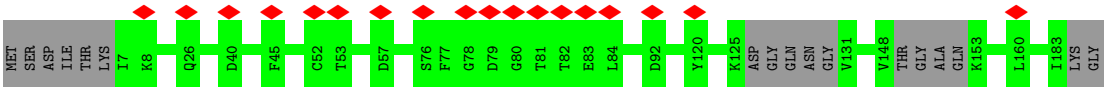

• Molecule 2: Decoration protein P03

Chain Gi:

• Molecule 2: Decoration protein P03

Chain Gj:

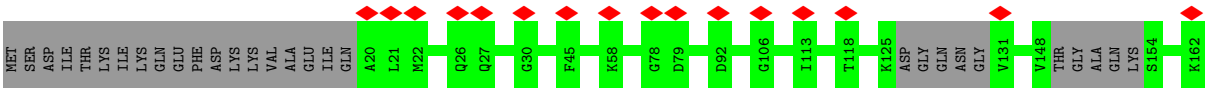

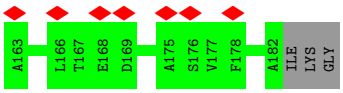

• Molecule 2: Decoration protein P03

Chain Gk:

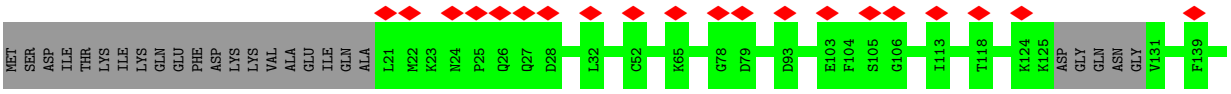

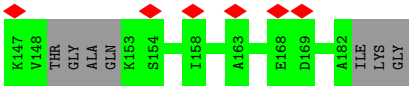

• Molecule 2: Decoration protein P03

Chain Gl:

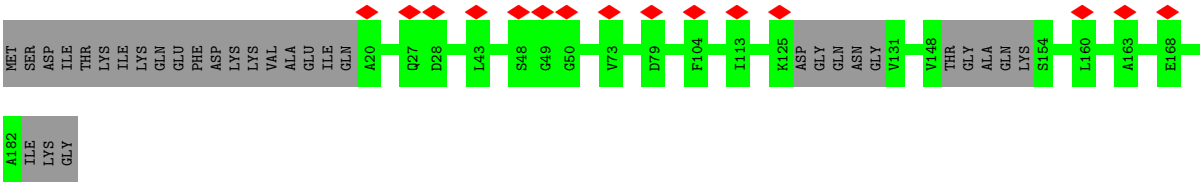

• Molecule 2: Decoration protein P03

Chain Gm:

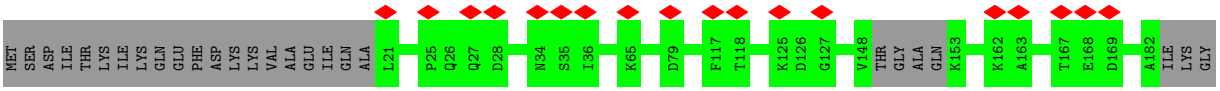

• Molecule 2: Decoration protein P03

Chain Gn:

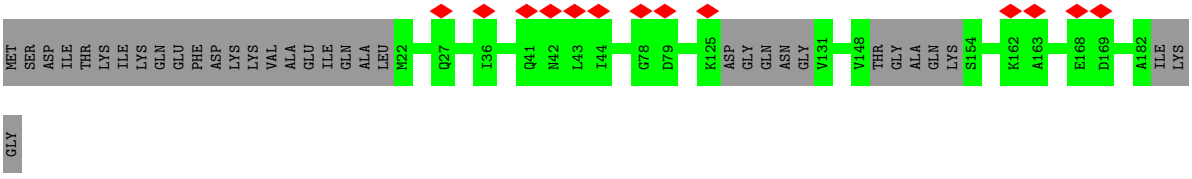

• Molecule 2: Decoration protein P03

Chain Go:

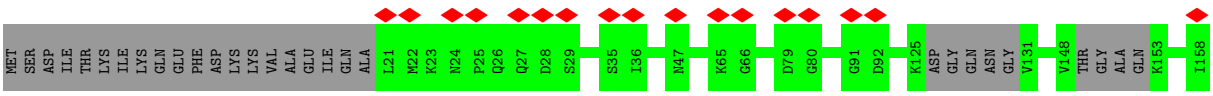

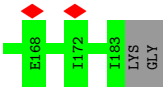

• Molecule 2: Decoration protein P03

Chain Gp:

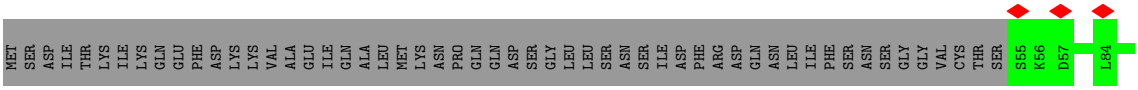

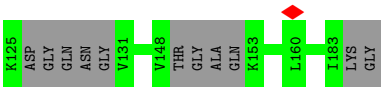

• Molecule 2: Decoration protein P03

Chain Gq:

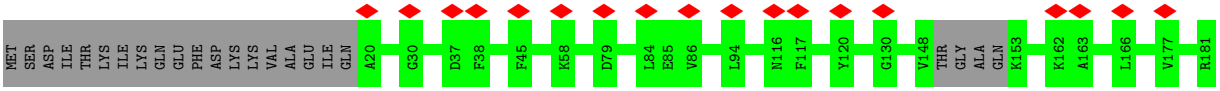

• Molecule 2: Decoration protein P03

Chain Gr:

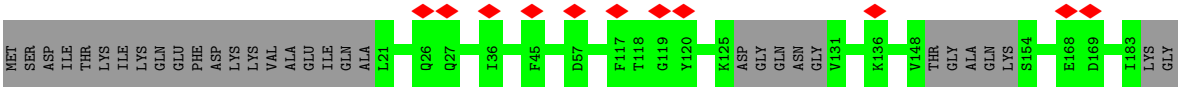

• Molecule 2: Decoration protein P03

Chain Gs:

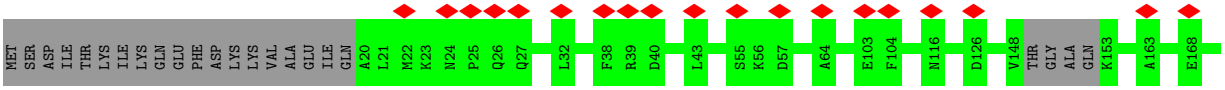

• Molecule 2: Decoration protein P03

Chain Gt:

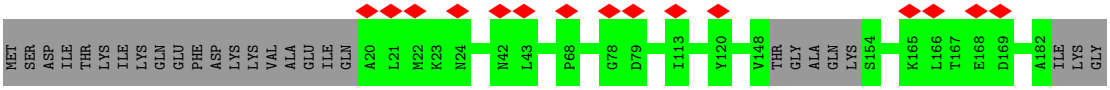

• Molecule 2: Decoration protein P03

Chain Gu:

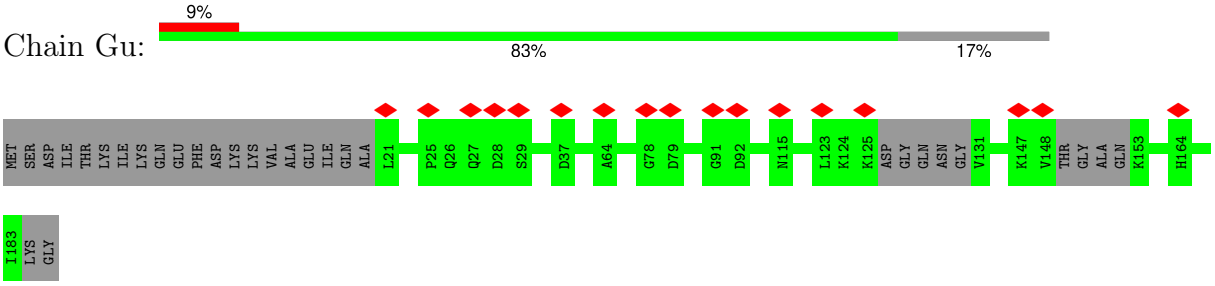

• Molecule 2: Decoration protein P03

Chain Gv:

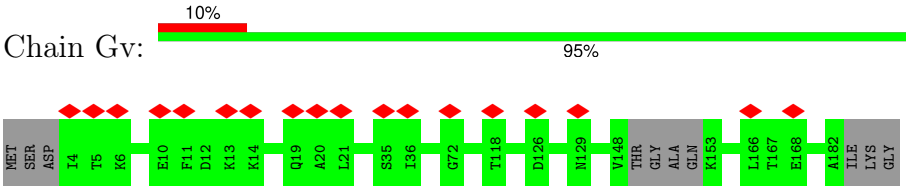

• Molecule 2: Decoration protein P03

Chain Gw:

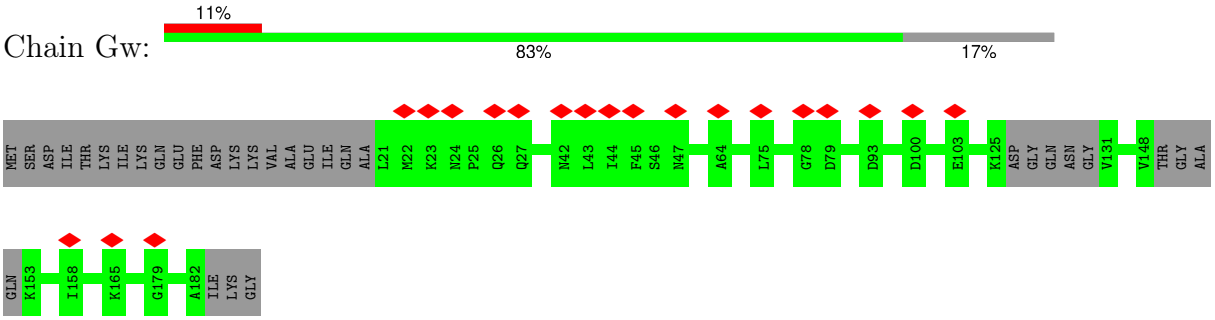

• Molecule 2: Decoration protein P03

Chain Gx:

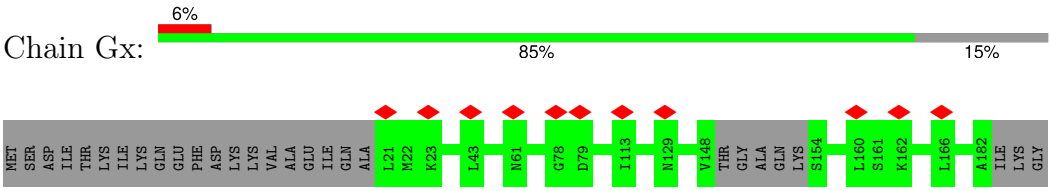

• Molecule 2: Decoration protein P03

Chain Gy:

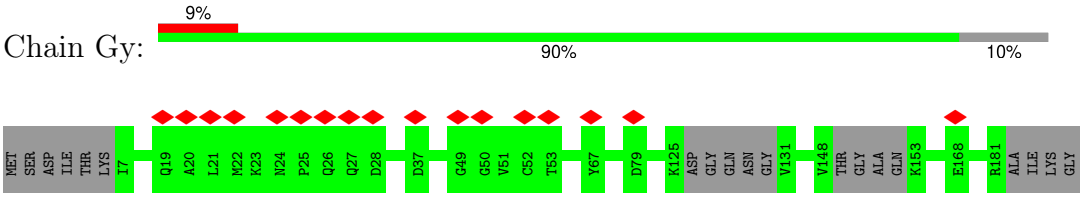

• Molecule 2: Decoration protein P03

Chain Gz:

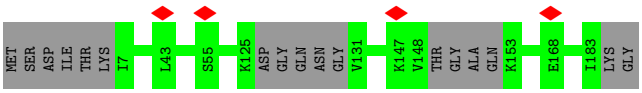

• Molecule 2: Decoration protein P03

Chain HA:

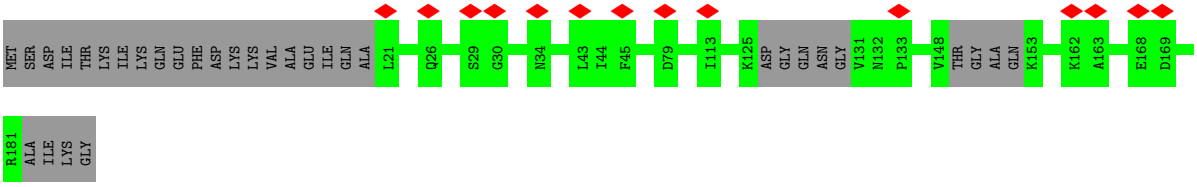

• Molecule 2: Decoration protein P03

Chain HB:

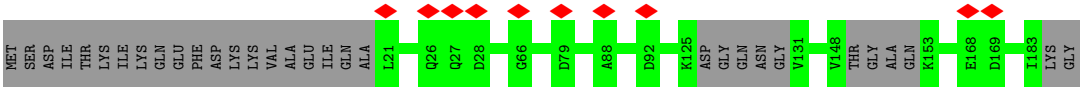

• Molecule 2: Decoration protein P03

Chain HC:

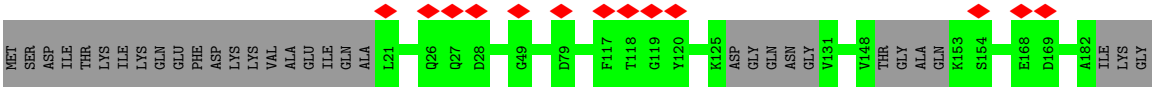

• Molecule 2: Decoration protein P03

Chain HD:

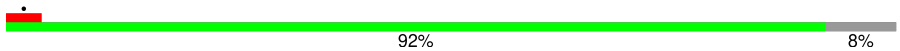

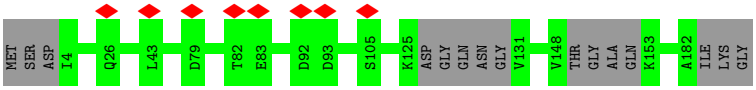

• Molecule 2: Decoration protein P03

Chain HE:

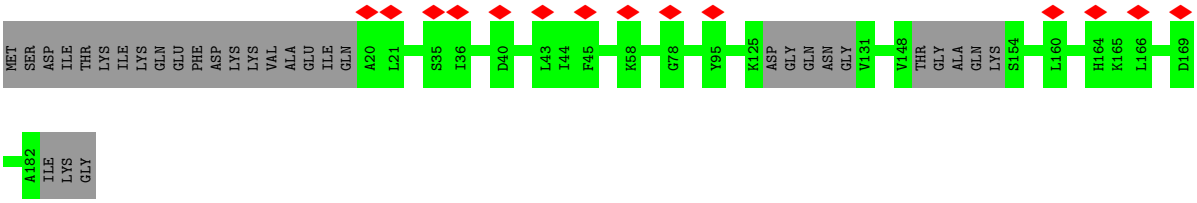

• Molecule 2: Decoration protein P03

Chain HF:

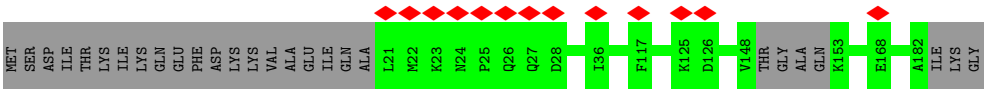

• Molecule 2: Decoration protein P03

Chain HG:

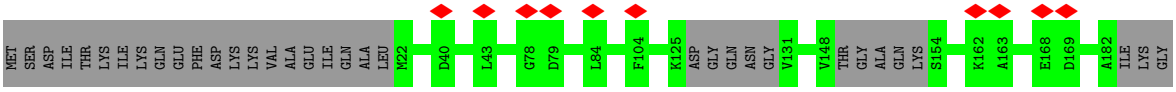

• Molecule 2: Decoration protein P03

Chain HH:

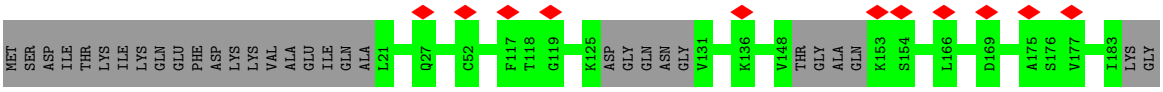

• Molecule 2: Decoration protein P03

Chain HI:

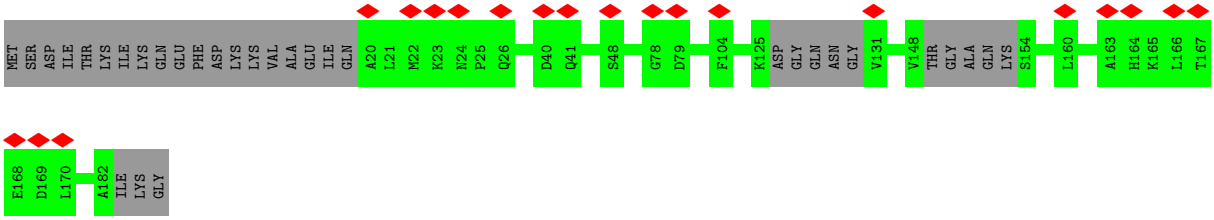

• Molecule 2: Decoration protein P03

Chain HJ:

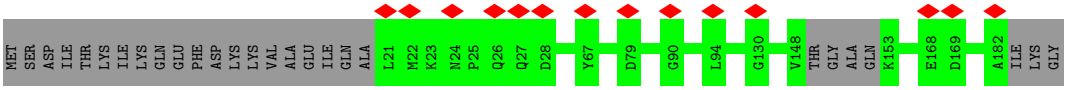

• Molecule 2: Decoration protein P03

Chain HK:

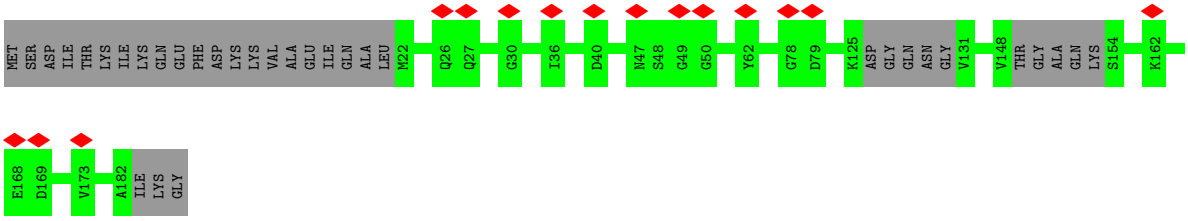

• Molecule 2: Decoration protein P03

Chain HL:

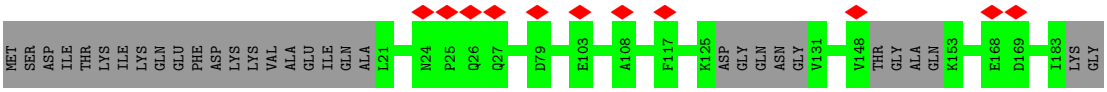

• Molecule 2: Decoration protein P03

Chain HM:

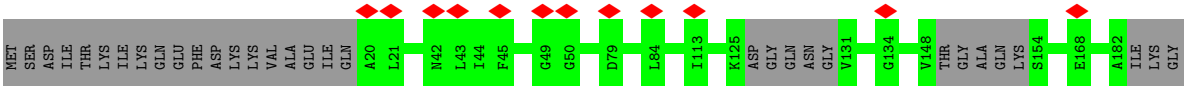

• Molecule 2: Decoration protein P03

Chain HN:

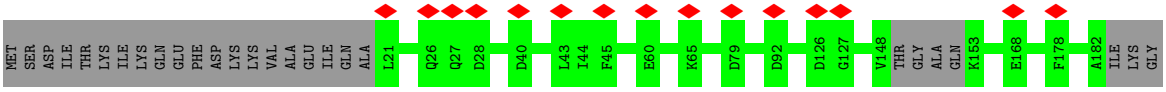

• Molecule 2: Decoration protein P03

Chain HO:

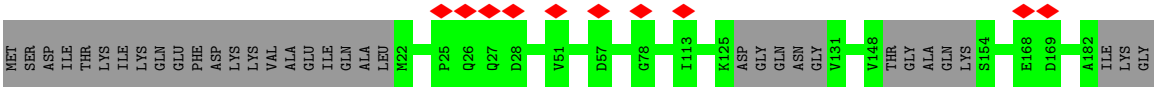

• Molecule 2: Decoration protein P03

Chain HP:

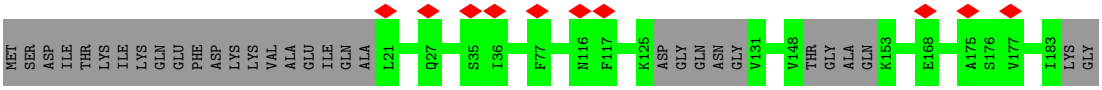

• Molecule 2: Decoration protein P03

Chain HQ:

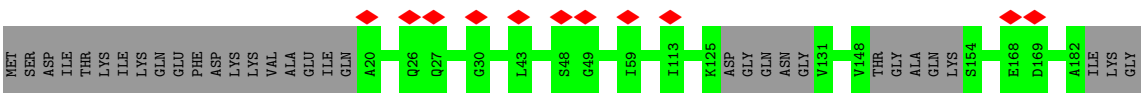

• Molecule 2: Decoration protein P03

Chain HR:

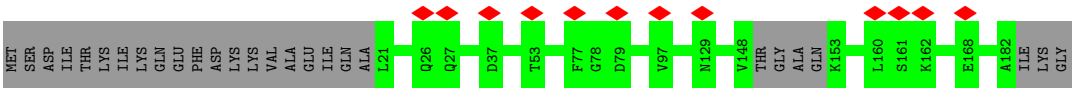

- Molecule 2: Decoration protein P03

Chain HS:

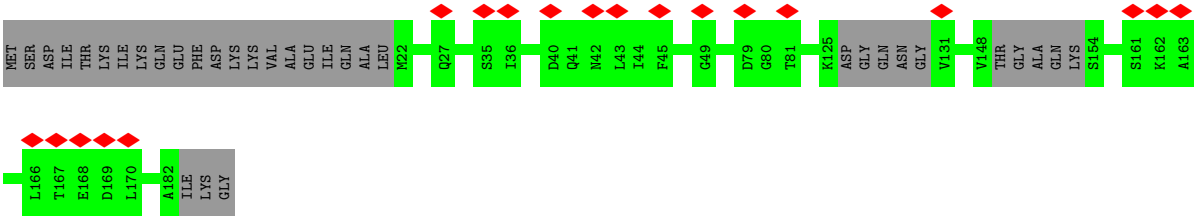

- Molecule 2: Decoration protein P03

Chain HT:

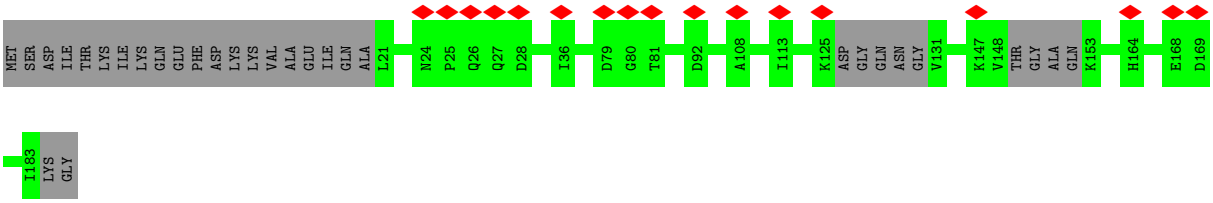

- Molecule 2: Decoration protein P03

Chain HU:

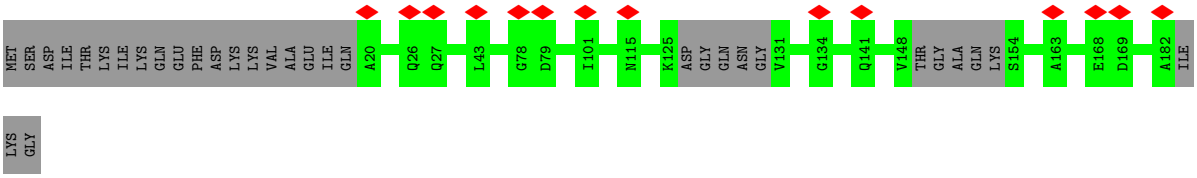

- Molecule 2: Decoration protein P03

Chain HV:

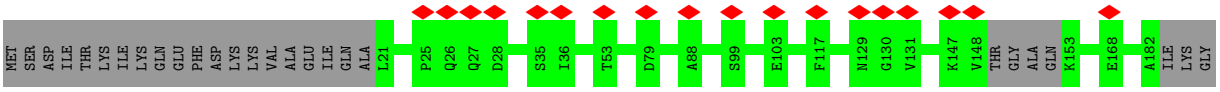

- Molecule 2: Decoration protein P03

Chain HW:

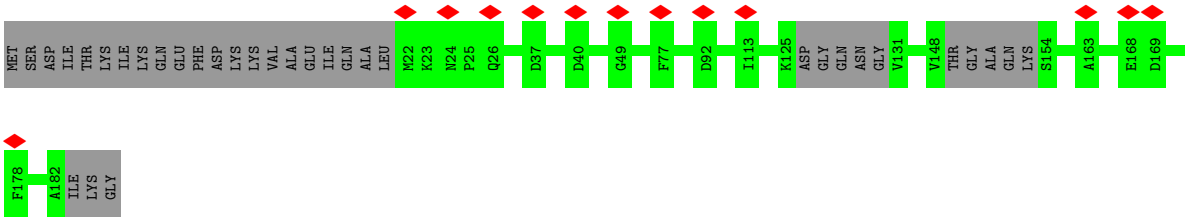

- Molecule 2: Decoration protein P03

Chain HX:

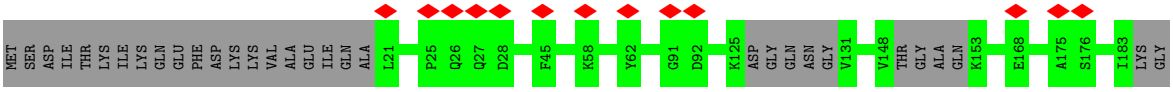

- Molecule 2: Decoration protein P03

Chain LJ:

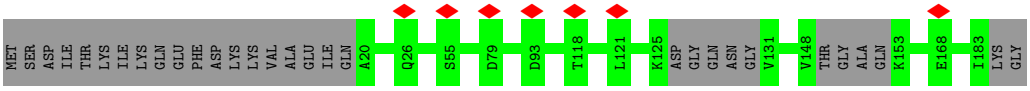

- Molecule 2: Decoration protein P03

Chain LK:

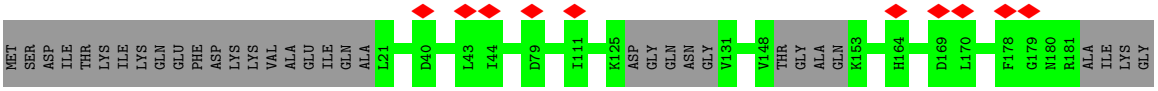

- Molecule 2: Decoration protein P03

Chain LL:

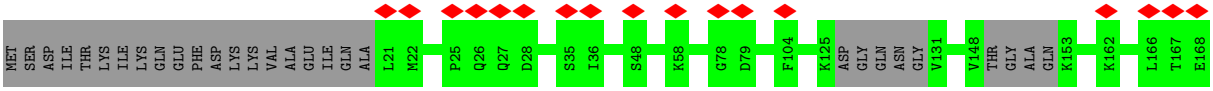

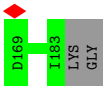

- Molecule 2: Decoration protein P03

Chain LM:

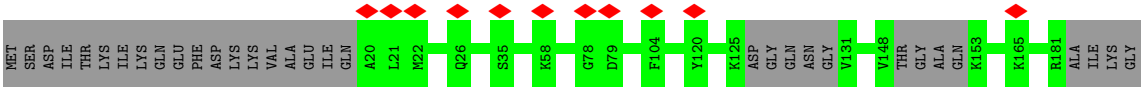

- Molecule 2: Decoration protein P03

Chain LN:

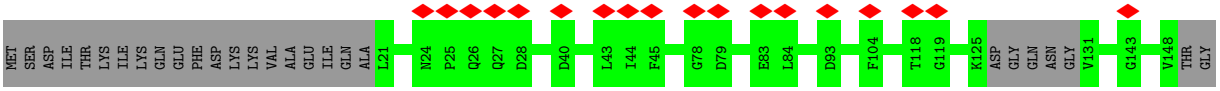

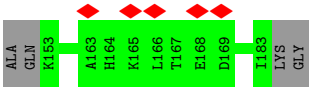

• Molecule 2: Decoration protein P03

Chain LO:

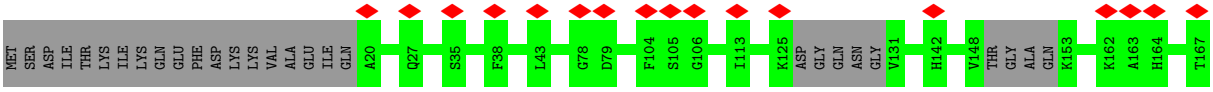

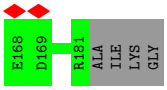

• Molecule 2: Decoration protein P03

Chain LP:

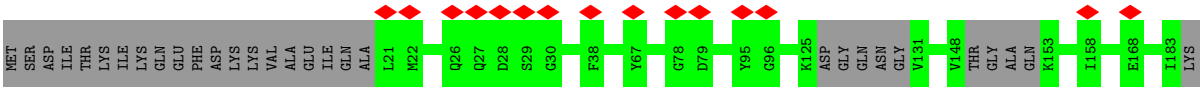

• Molecule 2: Decoration protein P03

Chain LQ:

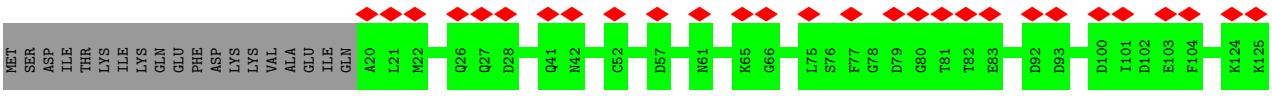

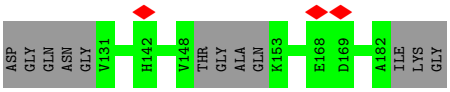

• Molecule 2: Decoration protein P03

Chain LR:

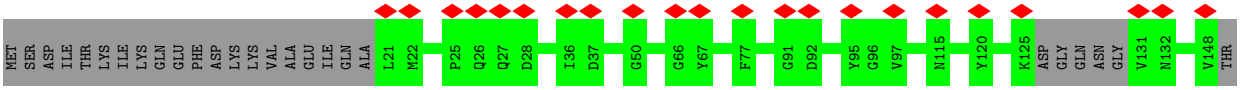

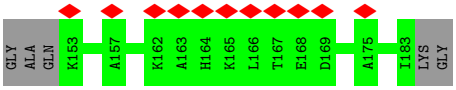

• Molecule 2: Decoration protein P03

Chain LS:

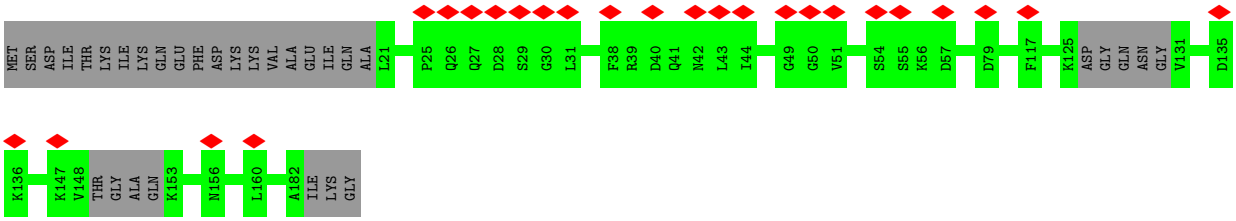

- Molecule 2: Decoration protein P03

Chain LT:

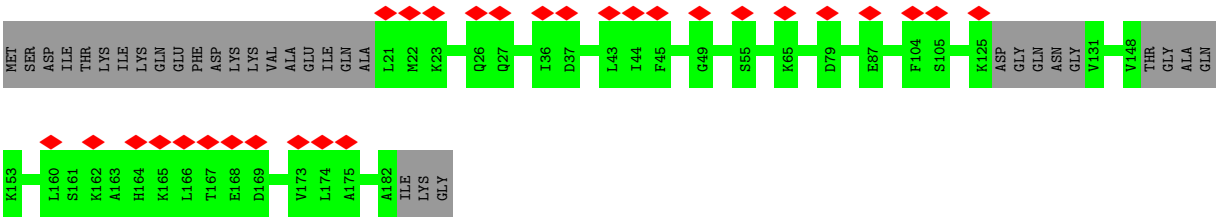

- Molecule 2: Decoration protein P03

Chain LU:

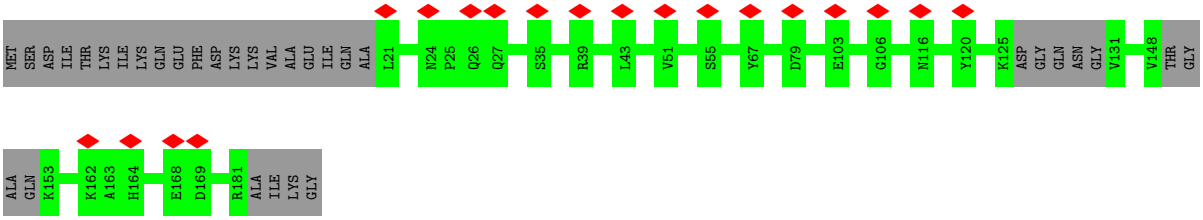

- Molecule 2: Decoration protein P03

Chain LV:

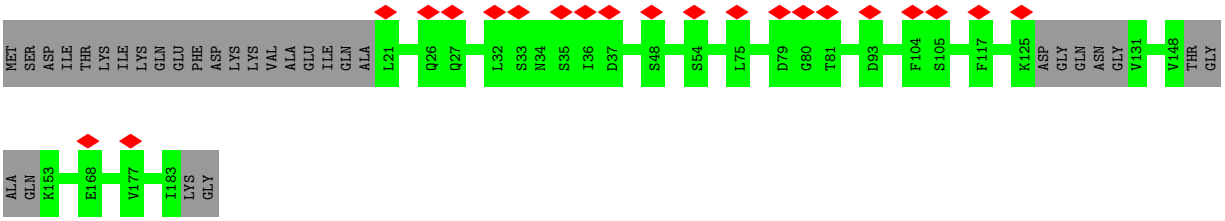

- Molecule 2: Decoration protein P03

Chain LW:

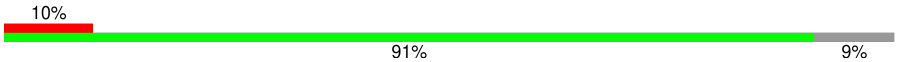

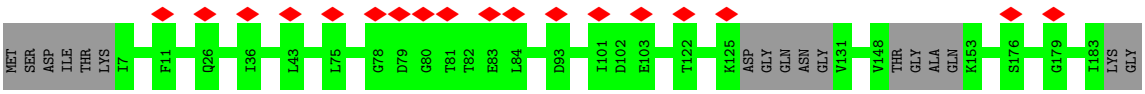

• Molecule 2: Decoration protein P03

Chain LX:

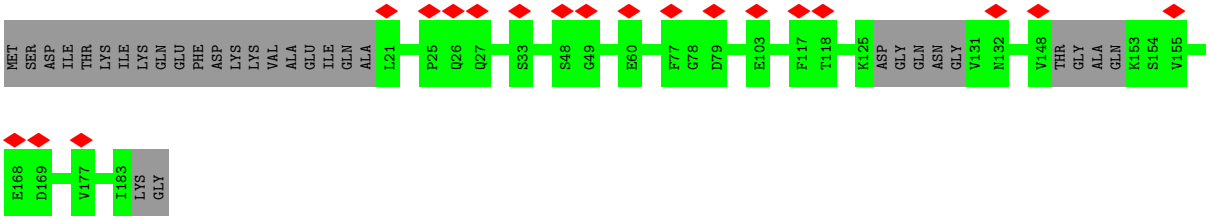

• Molecule 2: Decoration protein P03

Chain LY:

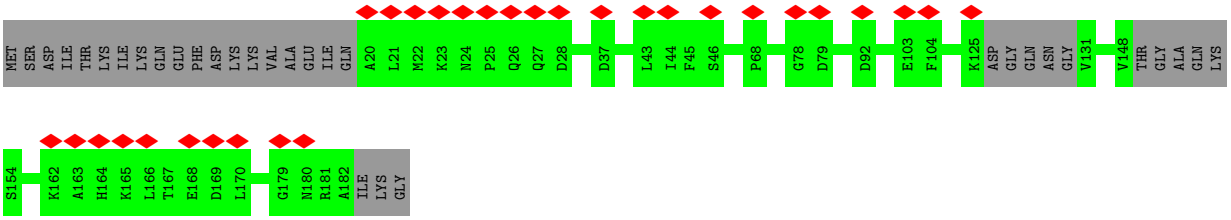

• Molecule 2: Decoration protein P03

Chain LZ:

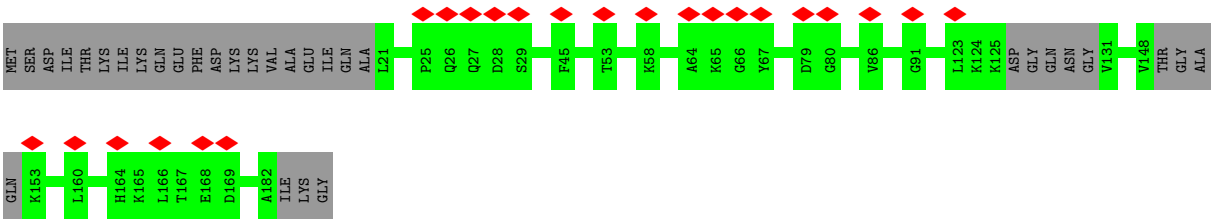

• Molecule 2: Decoration protein P03

Chain La:

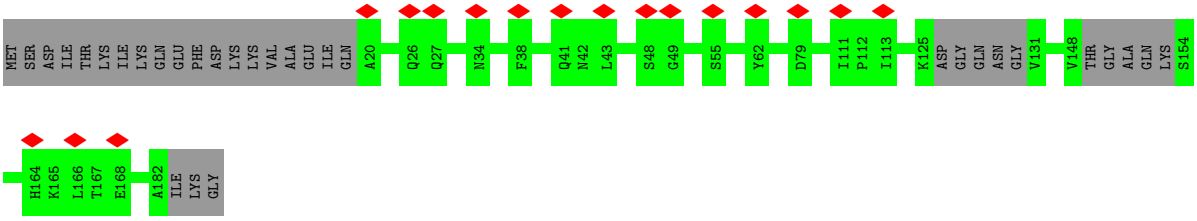

• Molecule 2: Decoration protein P03

Chain Lb:

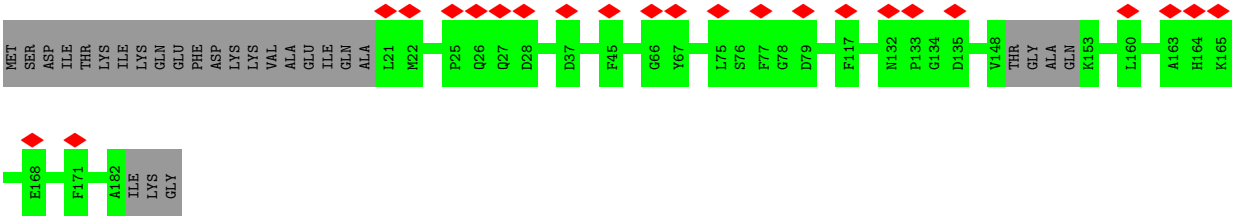

• Molecule 2: Decoration protein P03

Chain Lc:

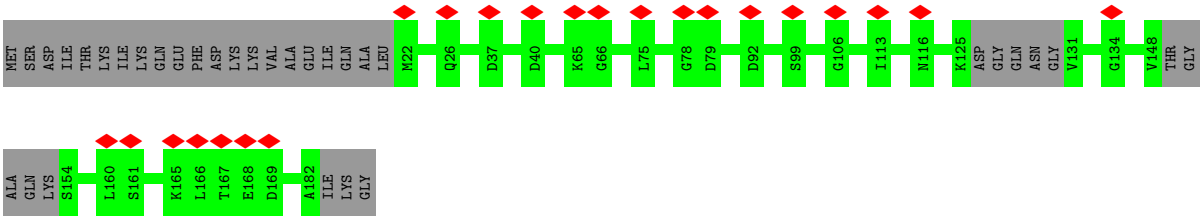

• Molecule 2: Decoration protein P03

Chain Ld:

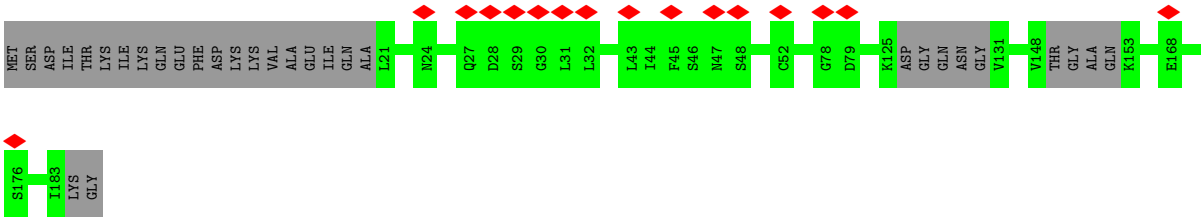

• Molecule 2: Decoration protein P03

Chain Le:

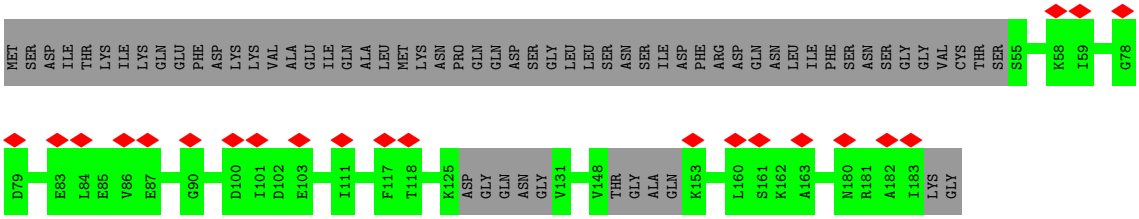

• Molecule 2: Decoration protein P03

Chain Lf:

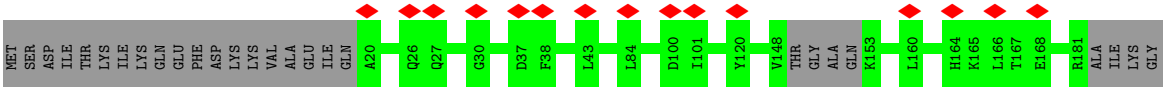

• Molecule 2: Decoration protein P03

Chain Lg:

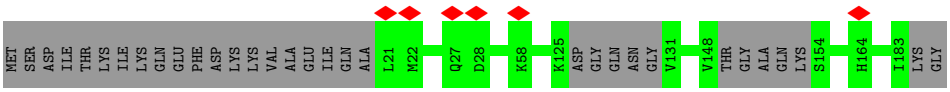

• Molecule 2: Decoration protein P03

Chain Lh:

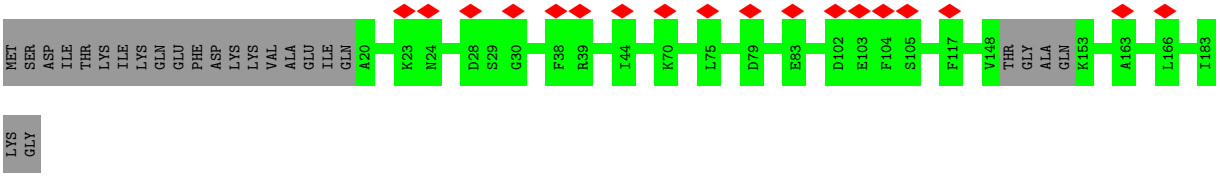

• Molecule 2: Decoration protein P03

Chain Li:

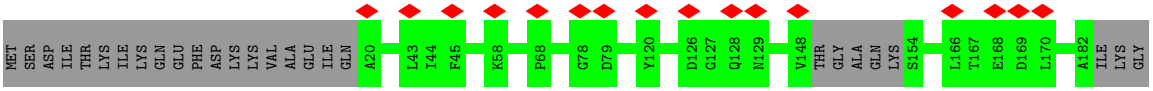

• Molecule 2: Decoration protein P03

Chain Lj:

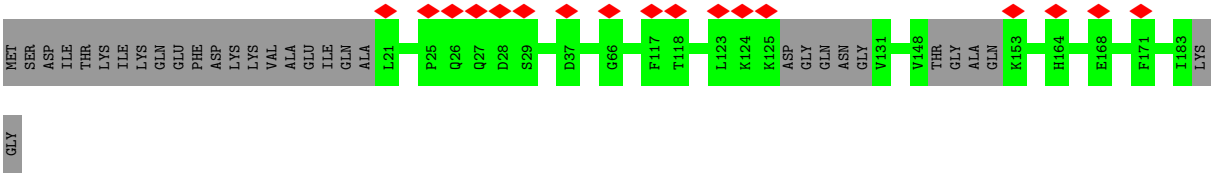

• Molecule 2: Decoration protein P03

Chain Lk:

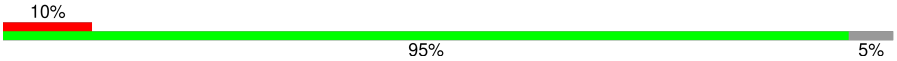

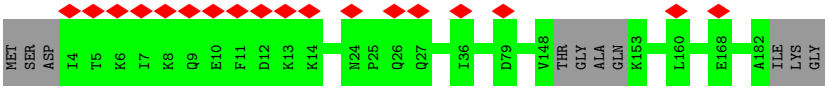

• Molecule 2: Decoration protein P03

Chain Ll:

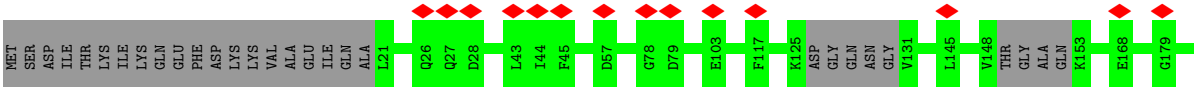

• Molecule 2: Decoration protein P03

Chain Lm:

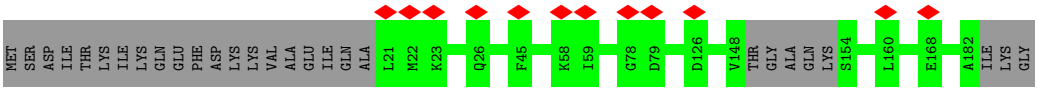

• Molecule 2: Decoration protein P03

Chain Ln:

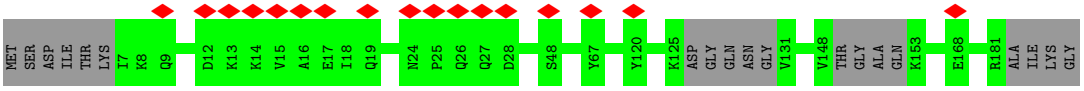

• Molecule 2: Decoration protein P03

Chain Lo:

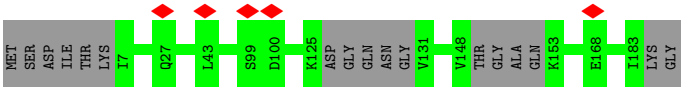

• Molecule 2: Decoration protein P03

Chain Lp:

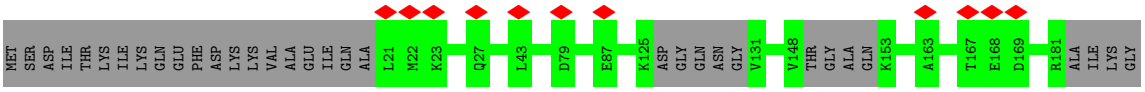

• Molecule 2: Decoration protein P03

Chain Lq:

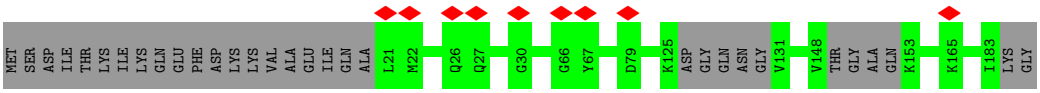

• Molecule 2: Decoration protein P03

Chain Lr:

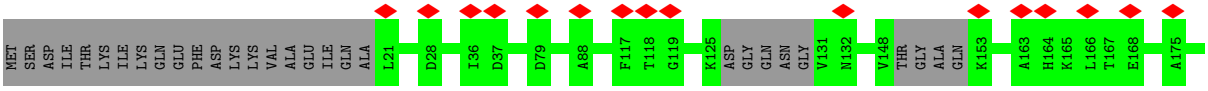

- Molecule 2: Decoration protein P03

Chain Ls:

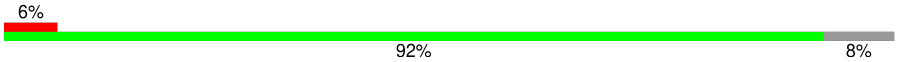

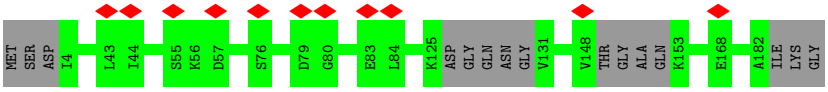

- Molecule 2: Decoration protein P03

Chain Lt:

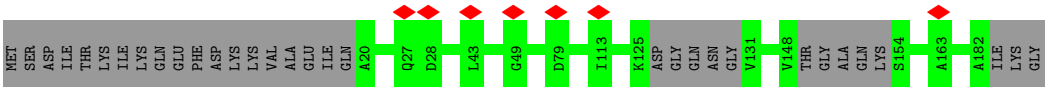

- Molecule 2: Decoration protein P03

Chain Lu:

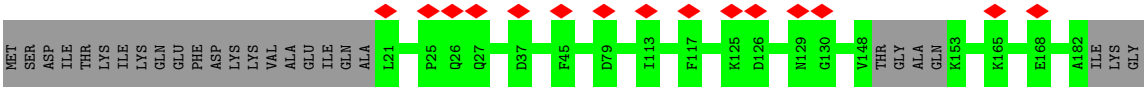

- Molecule 2: Decoration protein P03

Chain Lv:

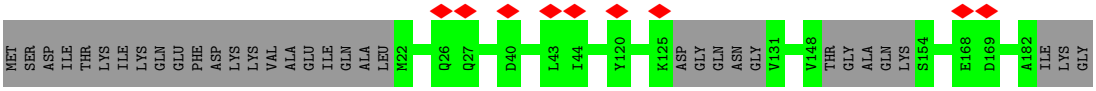

- Molecule 2: Decoration protein P03

Chain Lw:

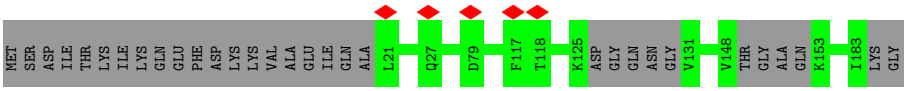

- Molecule 2: Decoration protein P03

Chain Lx:

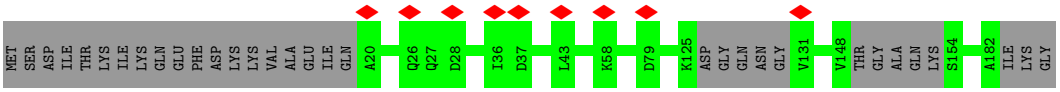

- Molecule 2: Decoration protein P03

Chain Ly:

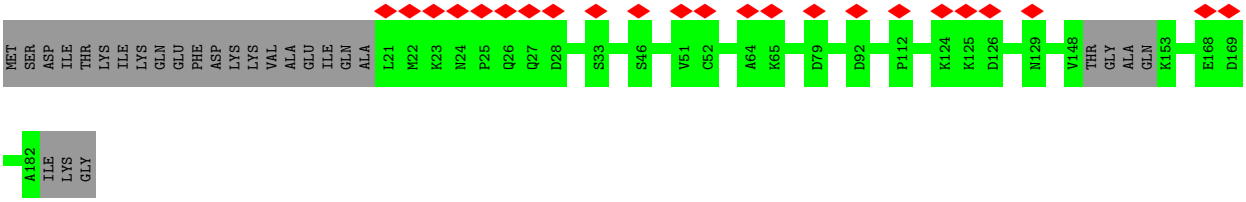

• Molecule 2: Decoration protein P03

Chain Lz:

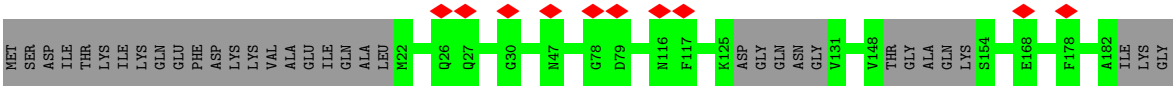

• Molecule 2: Decoration protein P03

Chain MA:

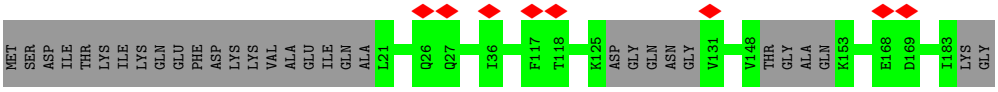

• Molecule 2: Decoration protein P03

Chain MB:

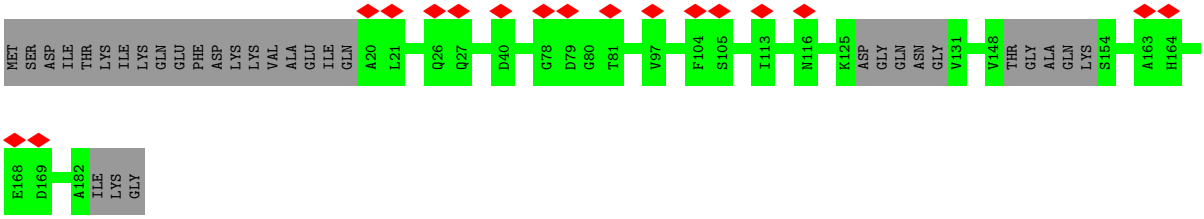

• Molecule 2: Decoration protein P03

Chain MC:

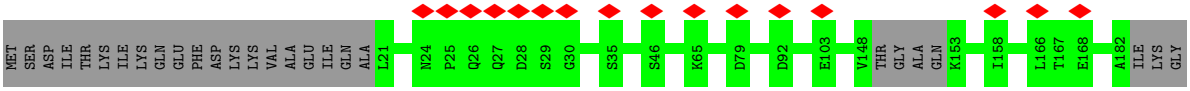

• Molecule 2: Decoration protein P03

Chain MD:

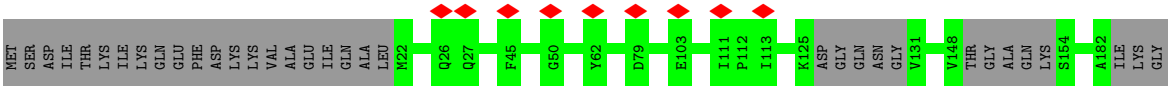

• Molecule 2: Decoration protein P03

Chain ME:

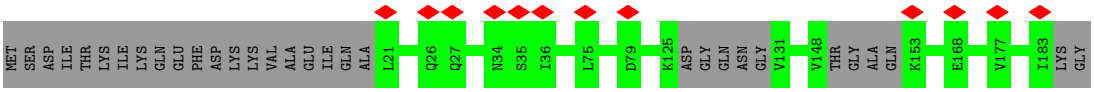

• Molecule 2: Decoration protein P03

Chain MF:

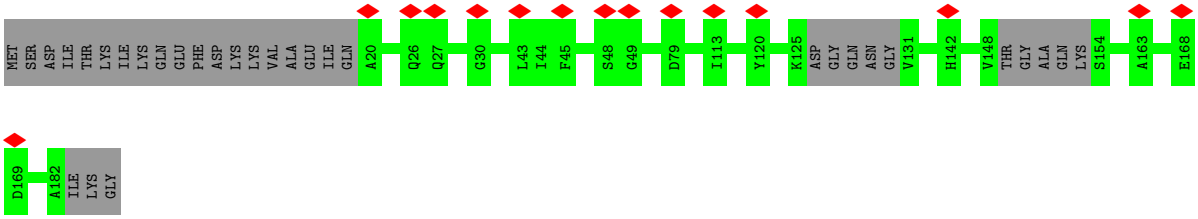

• Molecule 2: Decoration protein P03

Chain MG:

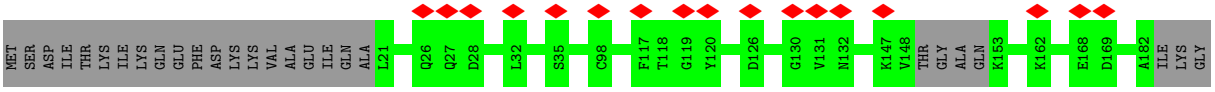

• Molecule 2: Decoration protein P03

Chain MH:

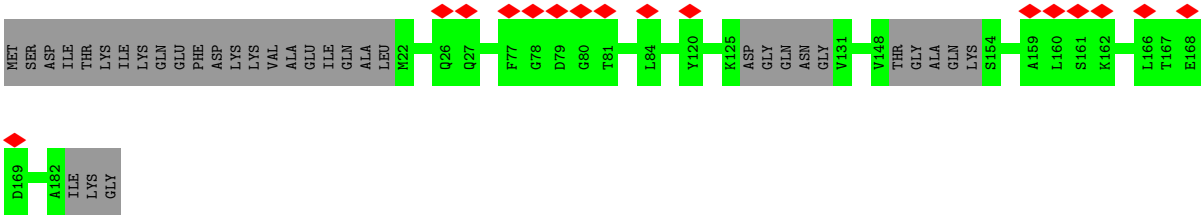

• Molecule 2: Decoration protein P03

Chain MI:

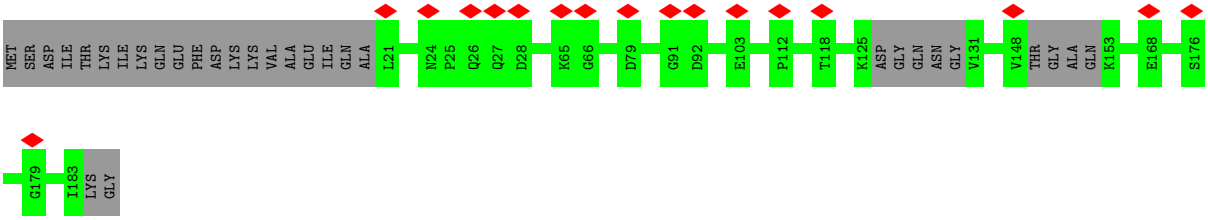

• Molecule 2: Decoration protein P03

Chain MJ:

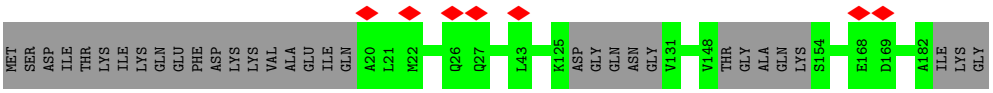

• Molecule 2: Decoration protein P03

Chain MK:

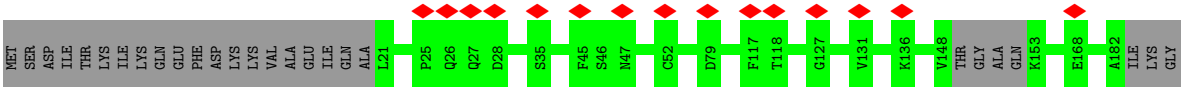

• Molecule 2: Decoration protein P03

Chain ML:

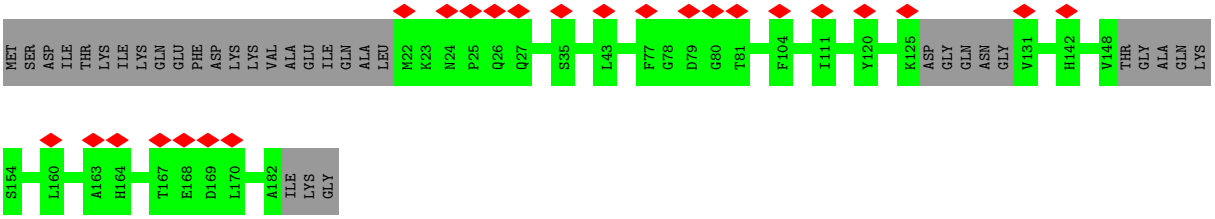

• Molecule 2: Decoration protein P03

Chain MM:

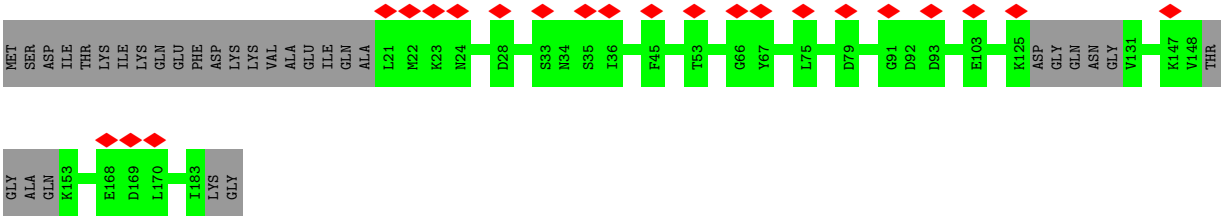

• Molecule 2: Decoration protein P03

Chain Py:

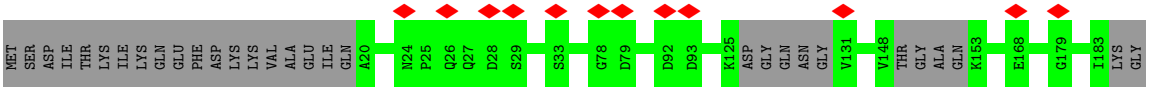

• Molecule 2: Decoration protein P03

Chain Pz:

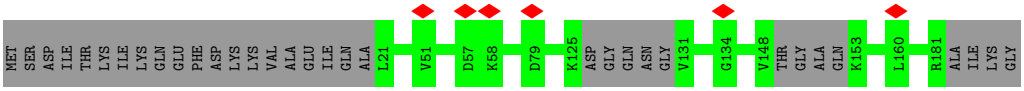

• Molecule 2: Decoration protein P03

Chain QA:

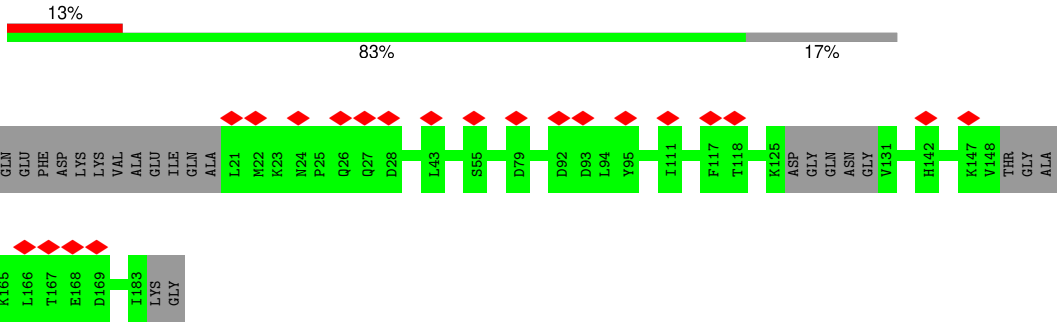

- Molecule 2: Decoration protein P03

Chain QB:

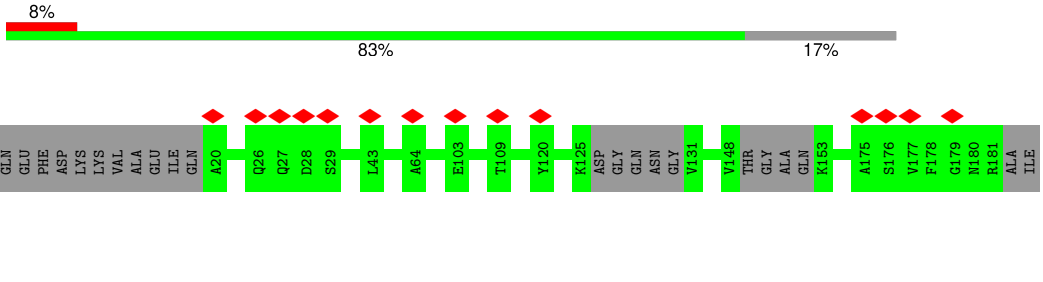

- Molecule 2: Decoration protein P03

Chain QC:

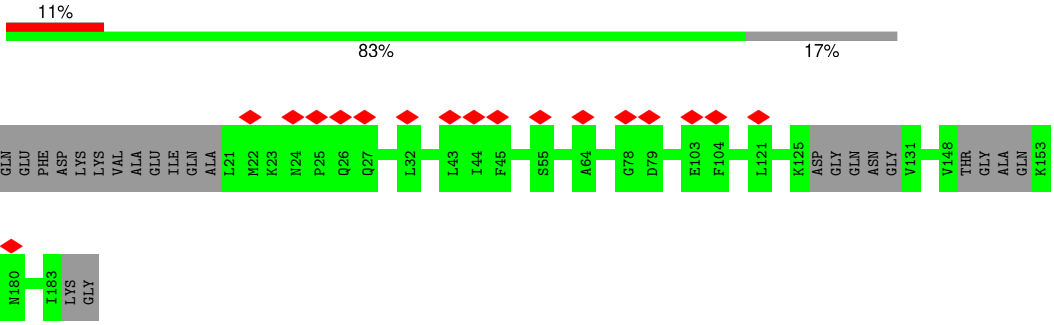

- Molecule 2: Decoration protein P03

Chain QD:

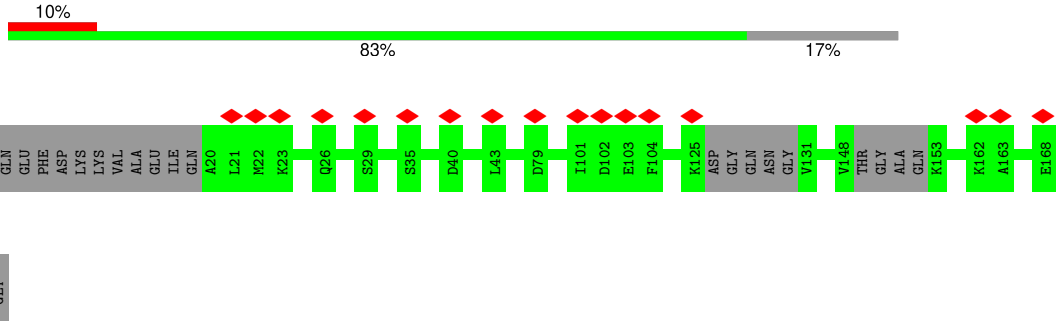

- Molecule 2: Decoration protein P03

Chain QE:

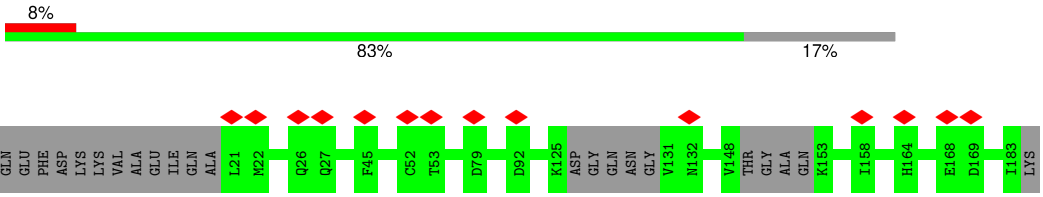

GLY

- Molecule 2: Decoration protein P03

Chain QF:

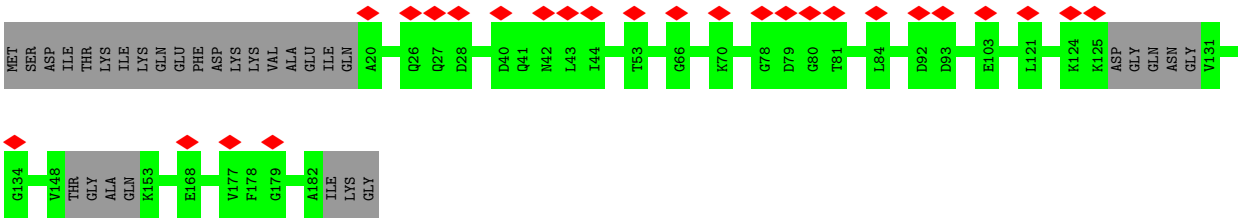

- Molecule 2: Decoration protein P03

Chain QG:

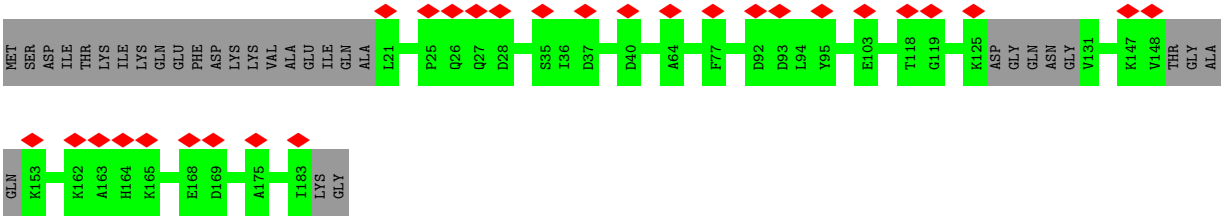

- Molecule 2: Decoration protein P03

Chain QH:

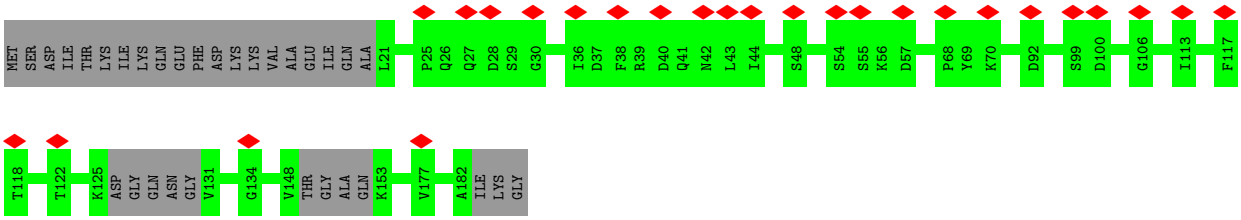

- Molecule 2: Decoration protein P03

Chain QI:

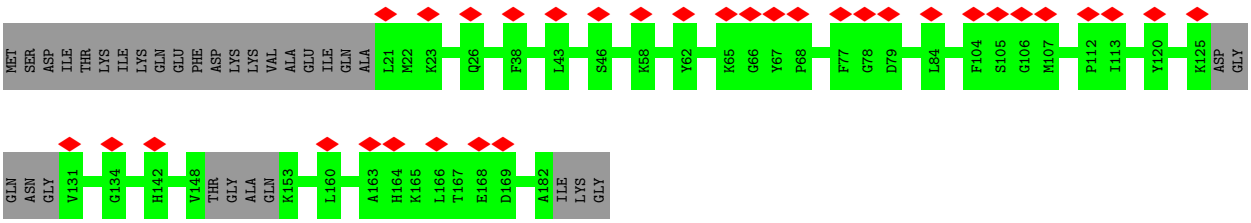

- Molecule 2: Decoration protein P03

Chain QJ:

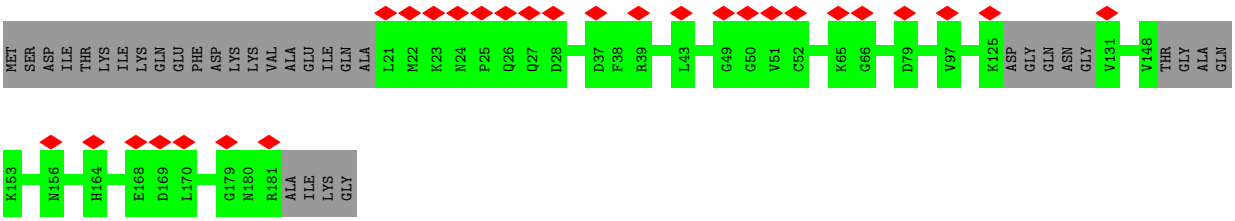

- Molecule 2: Decoration protein P03

Chain QK:

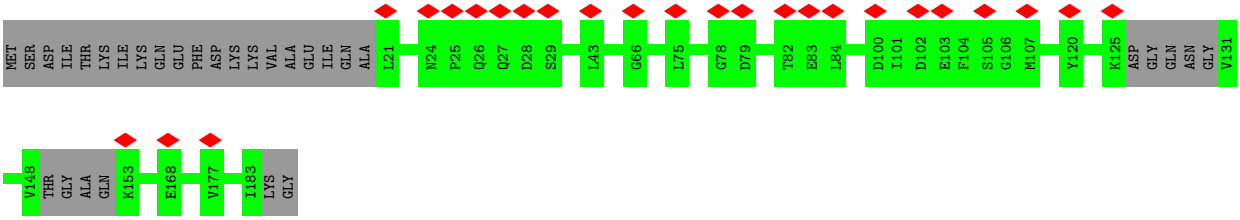

- Molecule 2: Decoration protein P03

Chain QL:

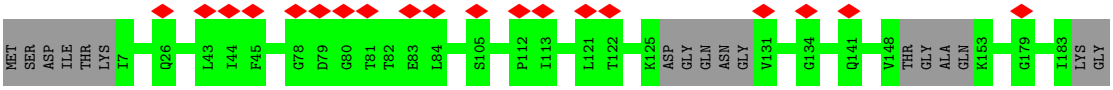

- Molecule 2: Decoration protein P03

Chain QM:

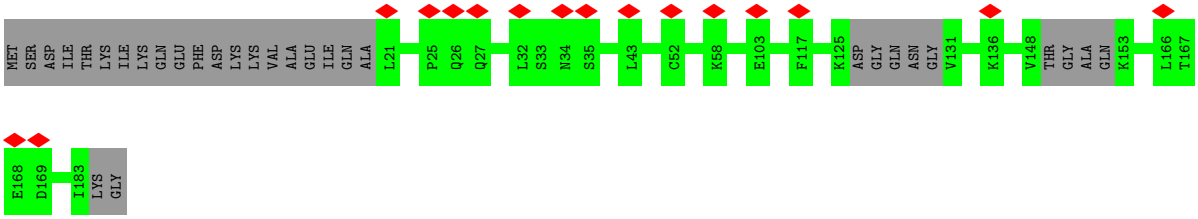

- Molecule 2: Decoration protein P03

Chain QN:

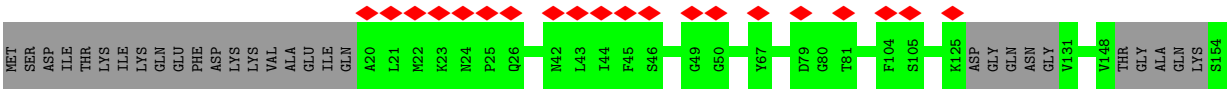

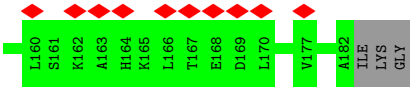

• Molecule 2: Decoration protein P03

Chain QO:

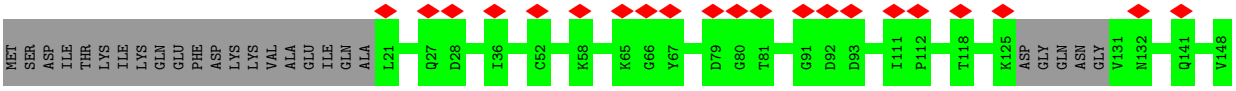

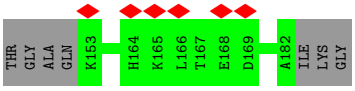

• Molecule 2: Decoration protein P03

Chain QP:

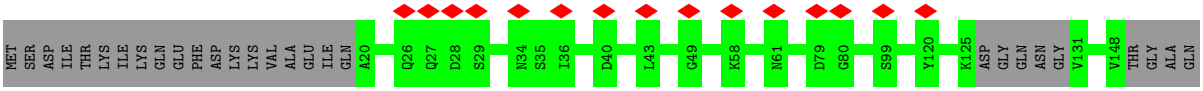

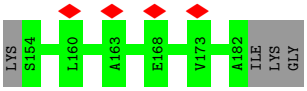

• Molecule 2: Decoration protein P03

Chain QQ:

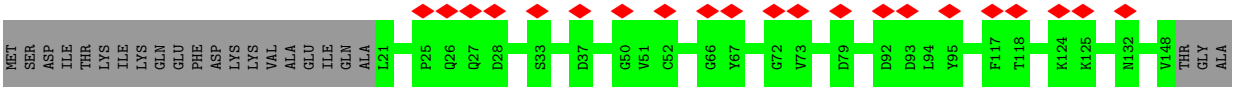

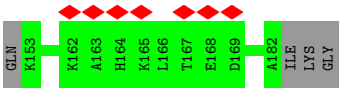

• Molecule 2: Decoration protein P03

Chain QR:

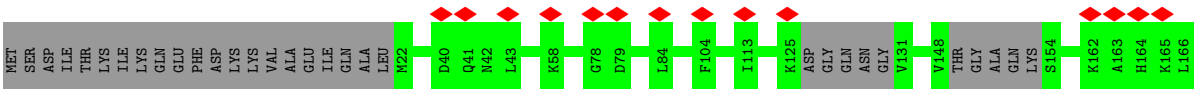

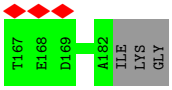

• Molecule 2: Decoration protein P03

Chain QS:

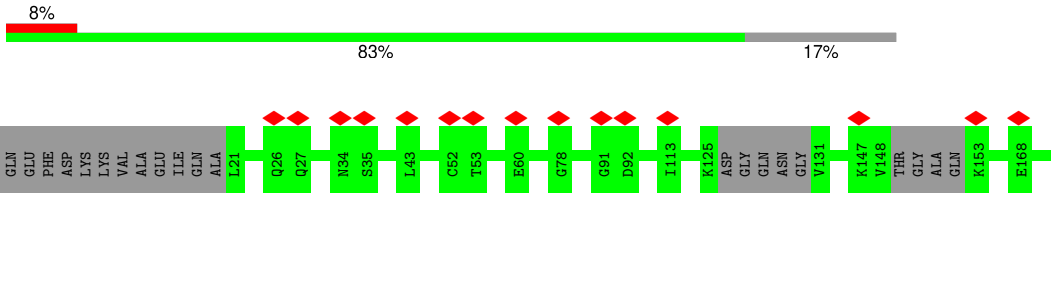

• Molecule 2: Decoration protein P03

Chain QT:



• Molecule 2: Decoration protein P03

Chain QU:

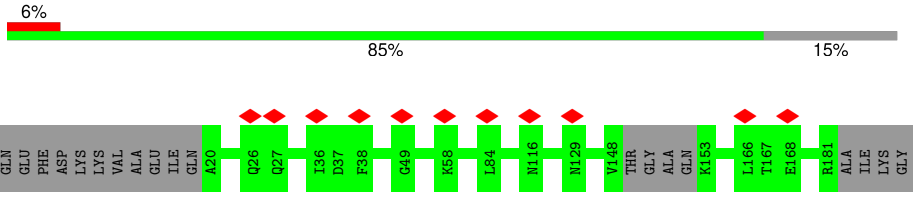

• Molecule 2: Decoration protein P03

Chain QV:

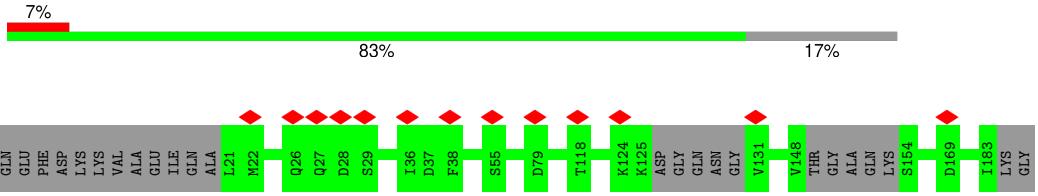

• Molecule 2: Decoration protein P03

Chain QW:

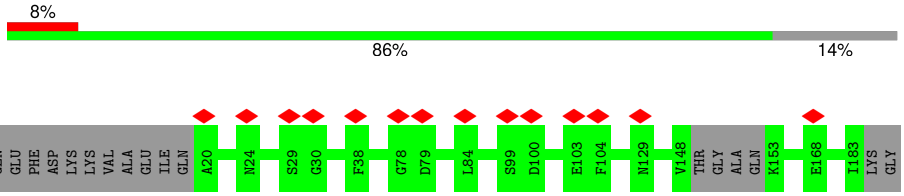

• Molecule 2: Decoration protein P03

Chain QX:

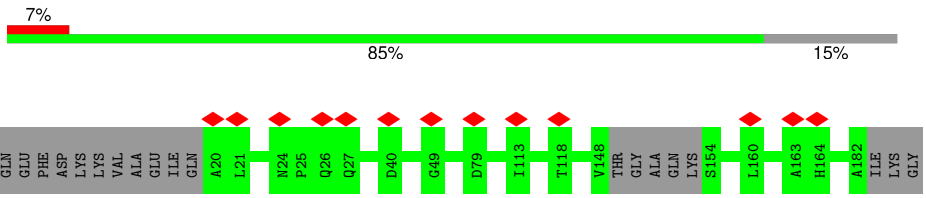

• Molecule 2: Decoration protein P03

Chain QY:

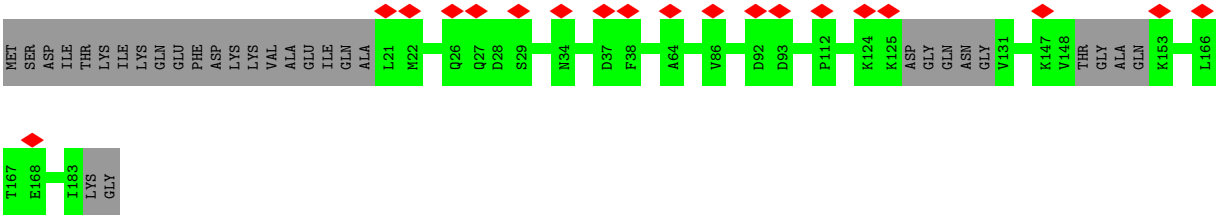

• Molecule 2: Decoration protein P03

Chain QZ:

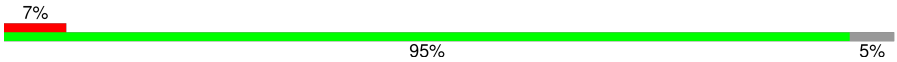

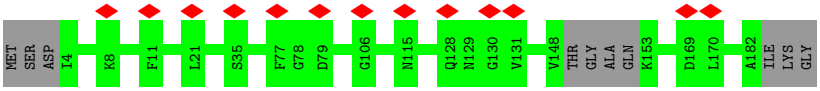

• Molecule 2: Decoration protein P03

Chain Qa:

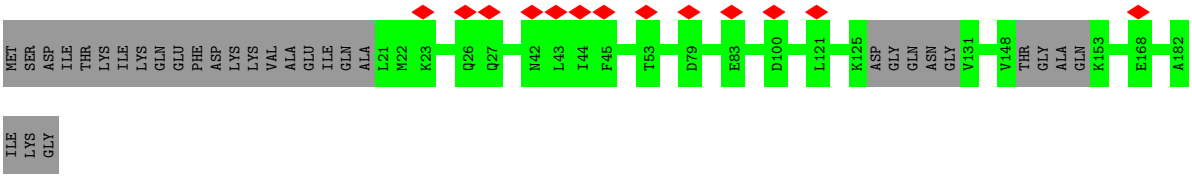

• Molecule 2: Decoration protein P03

Chain Qb:

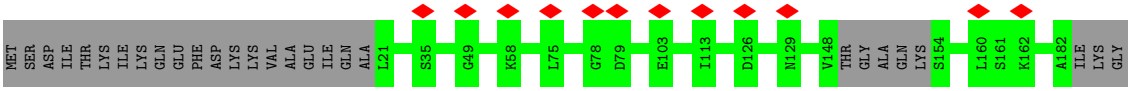

• Molecule 2: Decoration protein P03

Chain Qc:

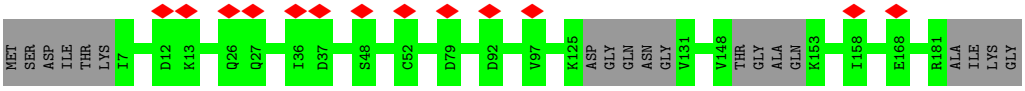

• Molecule 2: Decoration protein P03

Chain Qd:

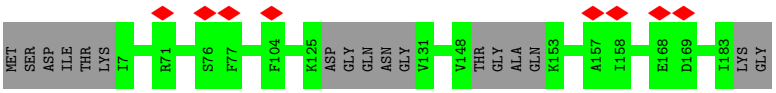

• Molecule 2: Decoration protein P03

Chain Qe:

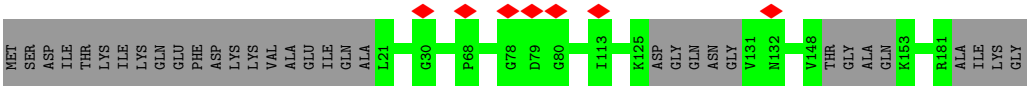

• Molecule 2: Decoration protein P03

Chain Qf:

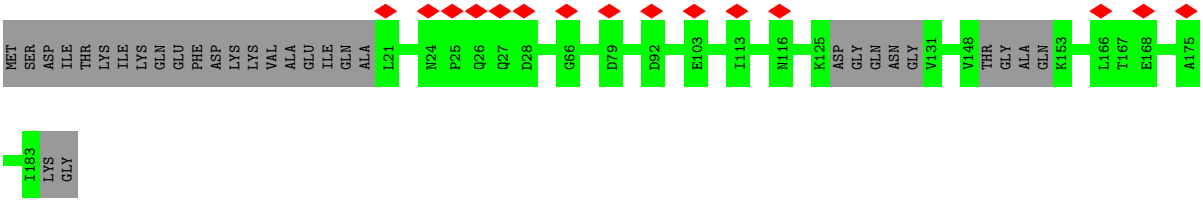

• Molecule 2: Decoration protein P03

Chain Qg:

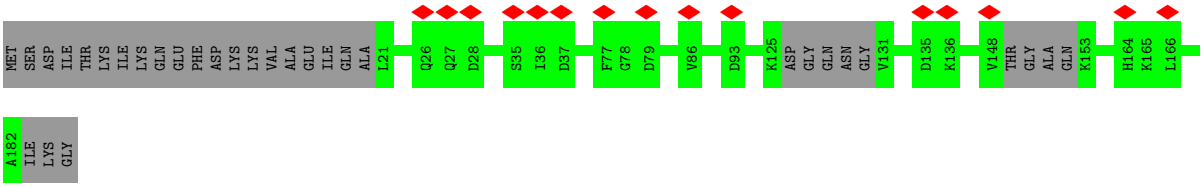

• Molecule 2: Decoration protein P03

Chain Qh:

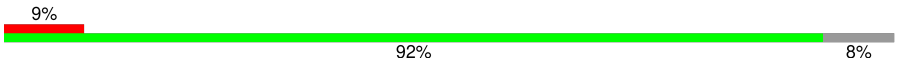

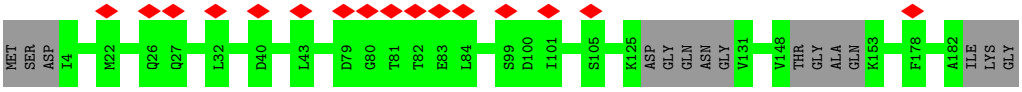

• Molecule 2: Decoration protein P03

Chain Qi:

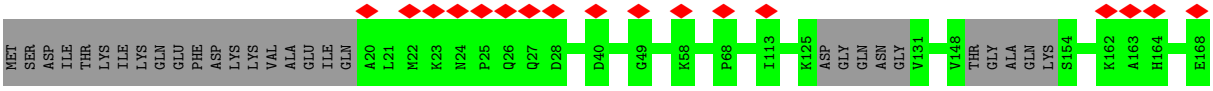

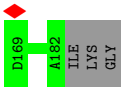

• Molecule 2: Decoration protein P03

Chain Qj:

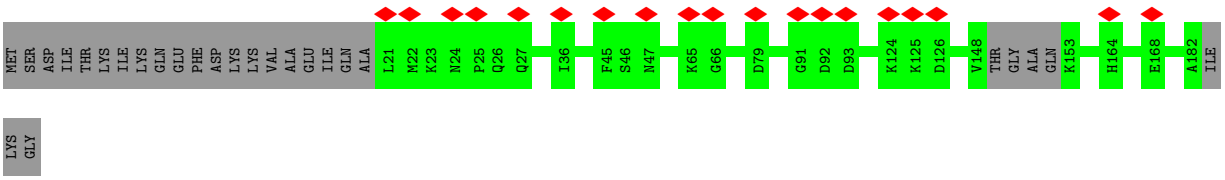

• Molecule 2: Decoration protein P03

Chain Qk:

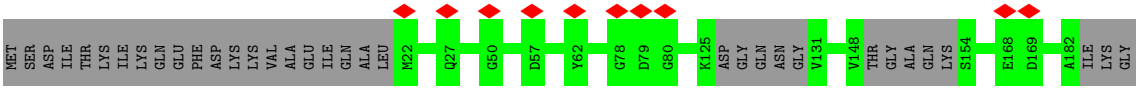

• Molecule 2: Decoration protein P03

Chain Ql:

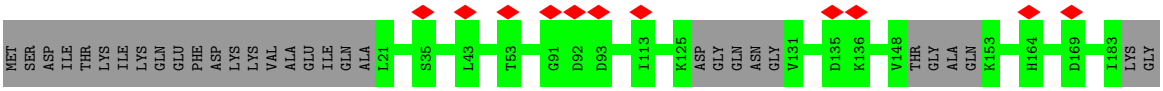

• Molecule 2: Decoration protein P03

Chain Qm:

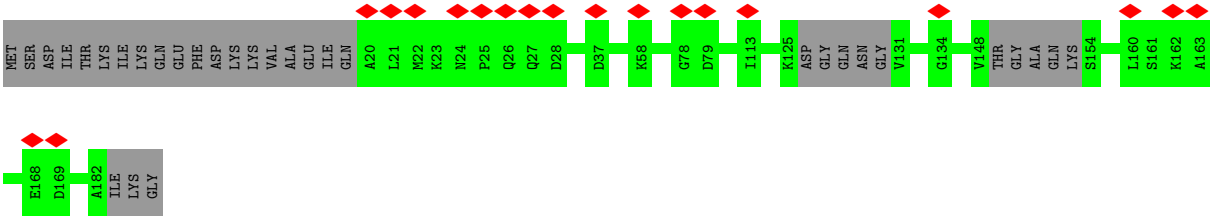

• Molecule 2: Decoration protein P03

Chain Qn:

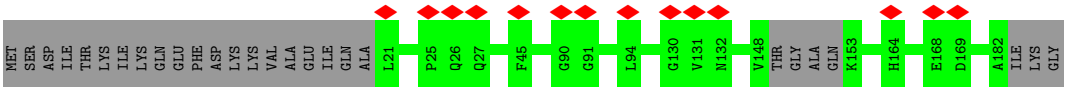

• Molecule 2: Decoration protein P03

Chain Qo:

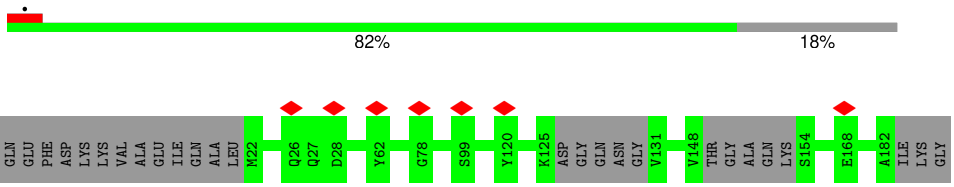

• Molecule 2: Decoration protein P03

Chain Qp:

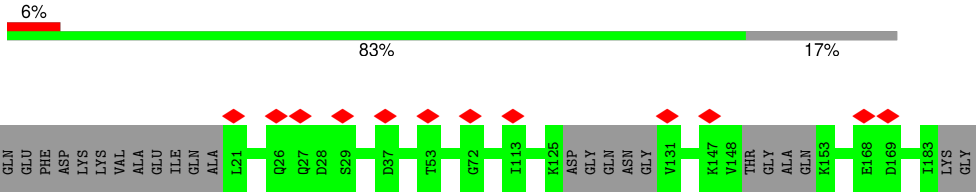

• Molecule 2: Decoration protein P03

Chain Qq:

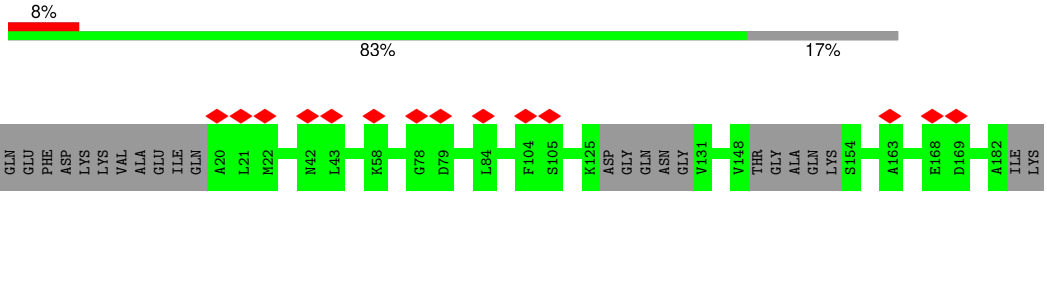

• Molecule 2: Decoration protein P03

Chain Qr:

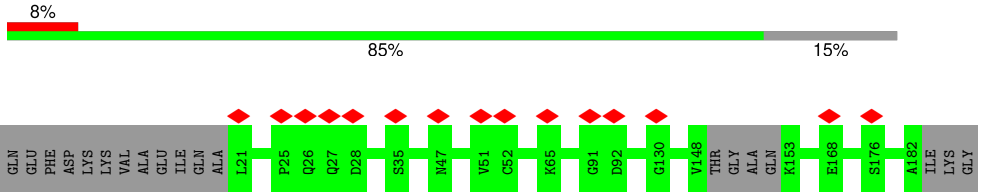

• Molecule 2: Decoration protein P03

Chain Qs:

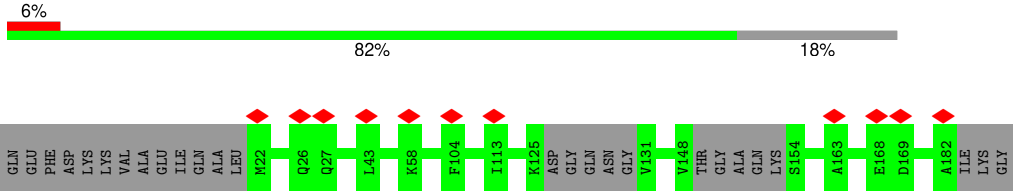

• Molecule 2: Decoration protein P03

Chain Qt:

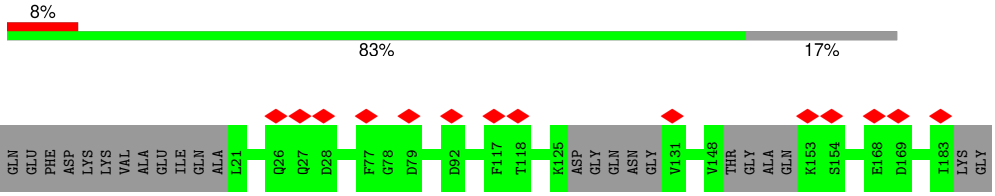

• Molecule 2: Decoration protein P03

Chain Qu:

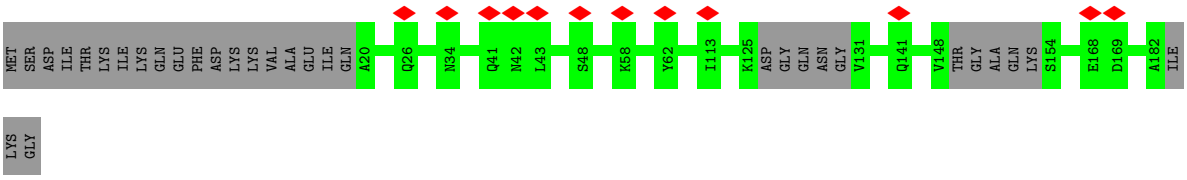

• Molecule 2: Decoration protein P03

Chain Qv:

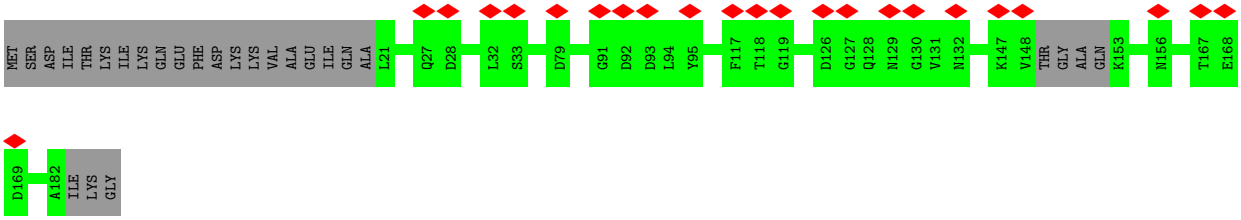

• Molecule 2: Decoration protein P03

Chain Qw:

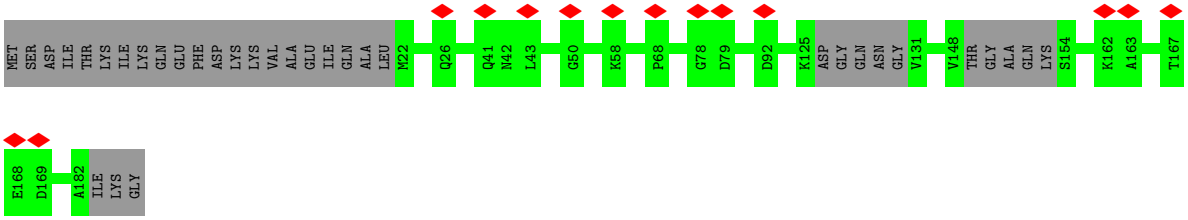

• Molecule 2: Decoration protein P03

Chain Qx:

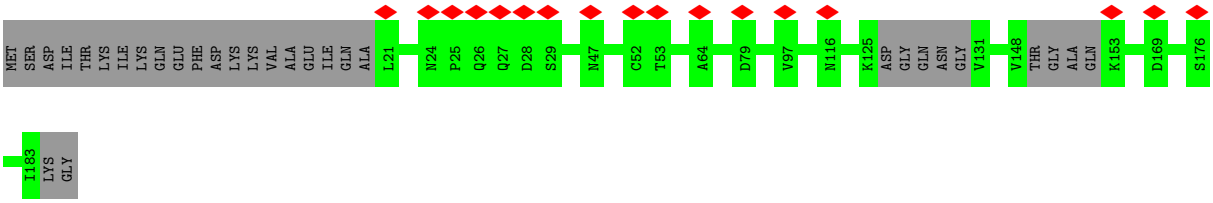

• Molecule 2: Decoration protein P03

Chain Qy:

• Molecule 2: Decoration protein P03

Chain Qz:

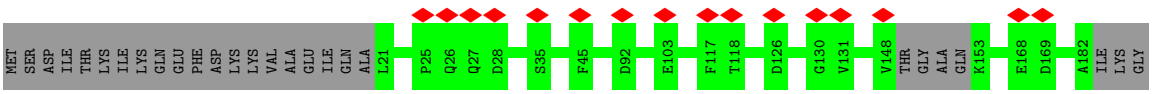

• Molecule 2: Decoration protein P03

Chain RA:

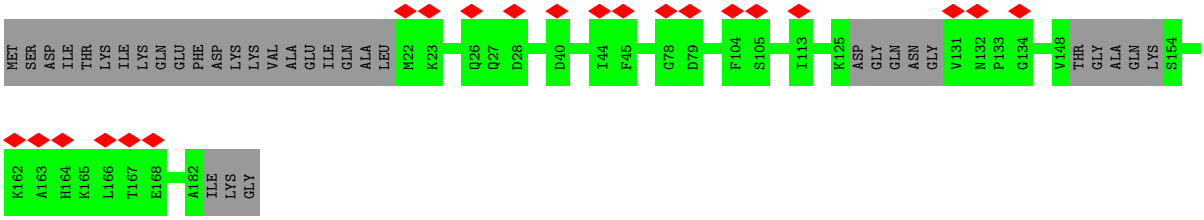

• Molecule 2: Decoration protein P03

Chain RB:

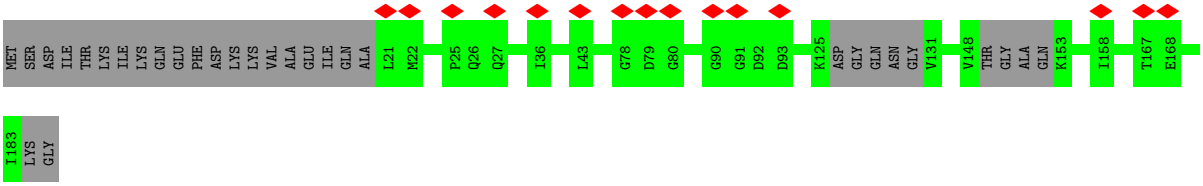

• Molecule 2: Decoration protein P03

Chain Un:

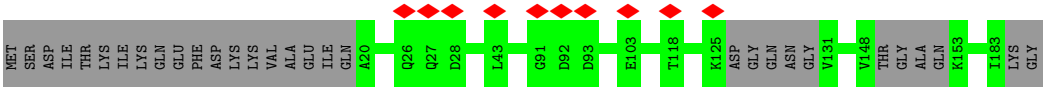

• Molecule 2: Decoration protein P03

Chain Uo:

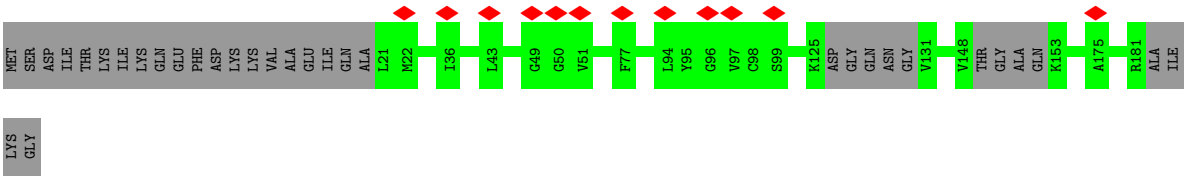

• Molecule 2: Decoration protein P03

Chain Up:

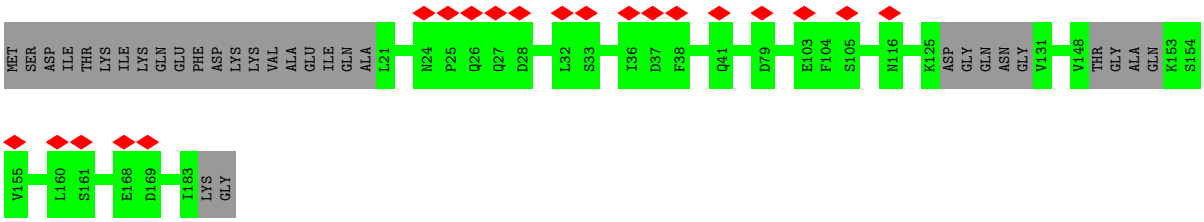

• Molecule 2: Decoration protein P03

Chain Uq:

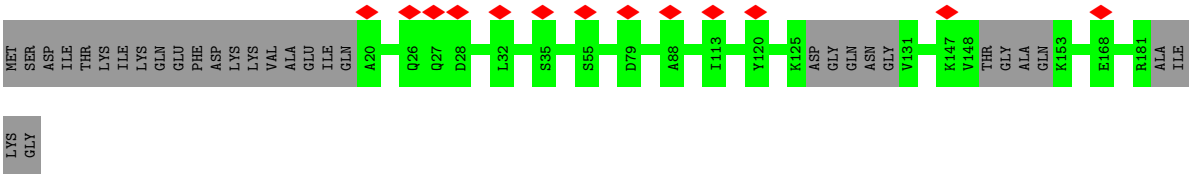

• Molecule 2: Decoration protein P03

Chain Ur:

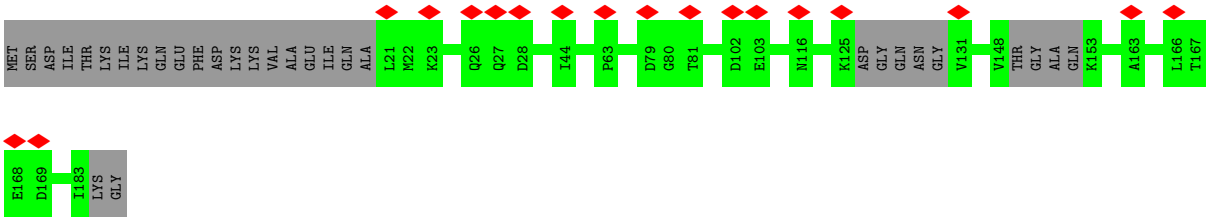

• Molecule 2: Decoration protein P03

Chain Us:

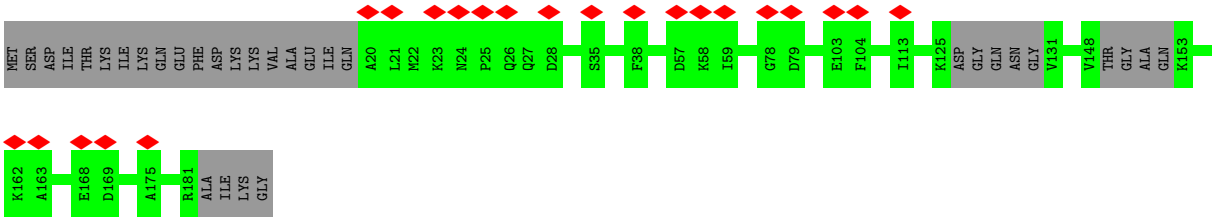

• Molecule 2: Decoration protein P03

Chain Ut:

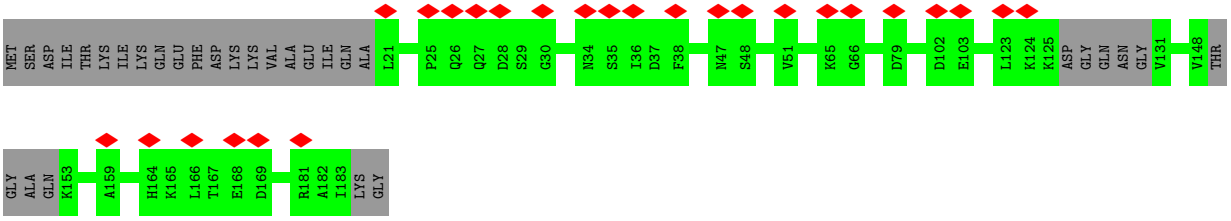

- Molecule 2: Decoration protein P03

Chain Uu:

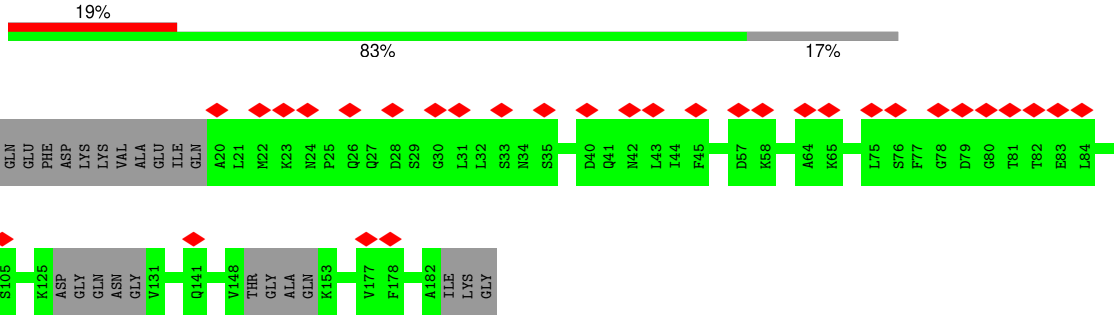

- Molecule 2: Decoration protein P03

Chain Uv:

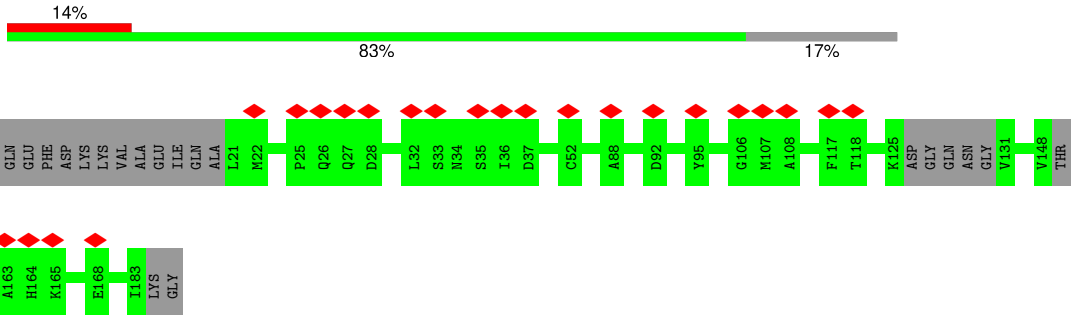

- Molecule 2: Decoration protein P03

Chain Uw:

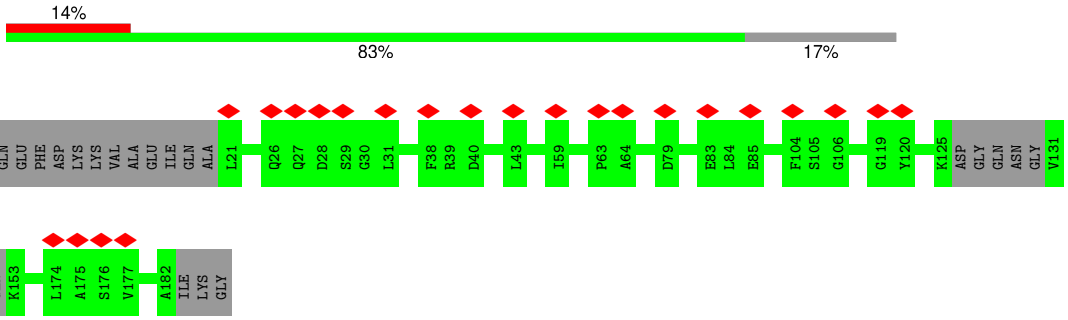

- Molecule 2: Decoration protein P03

Chain Ux:

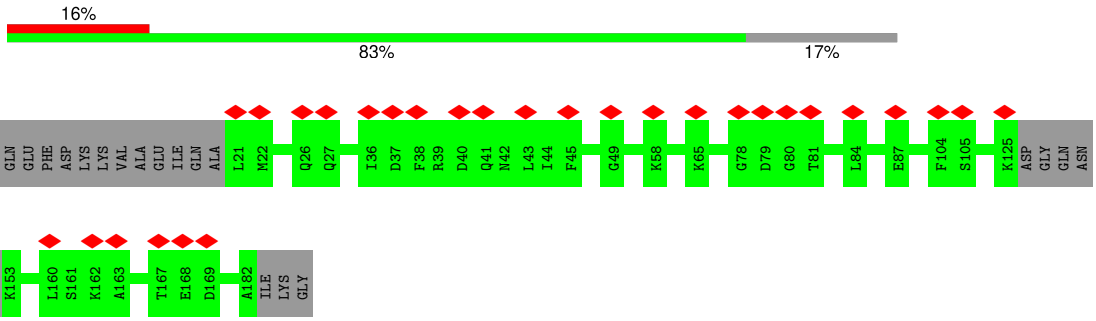

- Molecule 2: Decoration protein P03

Chain Uy:

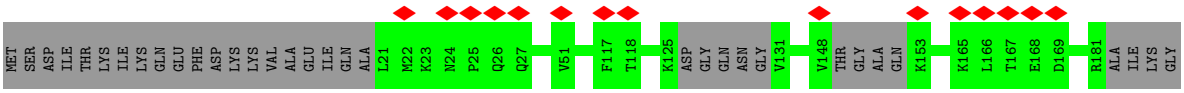

• Molecule 2: Decoration protein P03

Chain Uz:

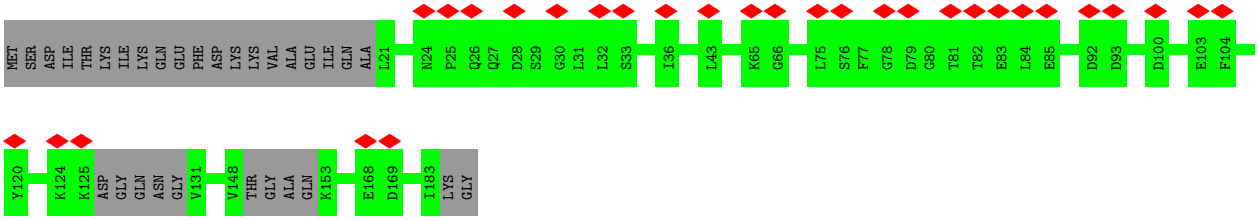

• Molecule 2: Decoration protein P03

Chain VA:

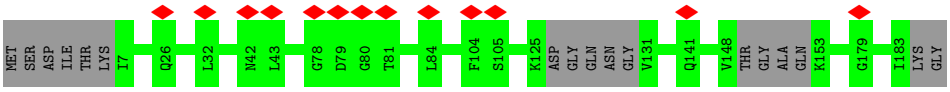

• Molecule 2: Decoration protein P03

Chain VB:

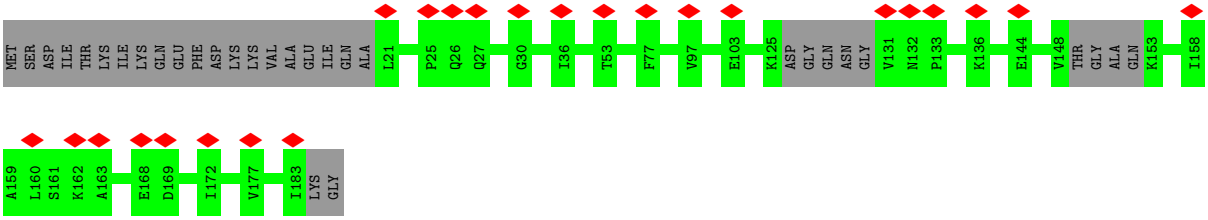

• Molecule 2: Decoration protein P03

Chain VC:

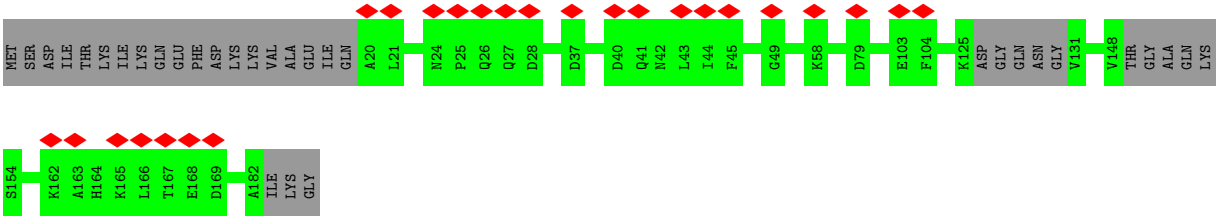

• Molecule 2: Decoration protein P03

Chain VD:

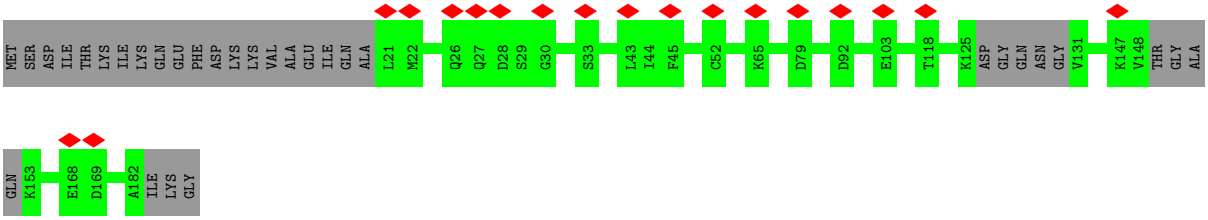

• Molecule 2: Decoration protein P03

Chain VE:

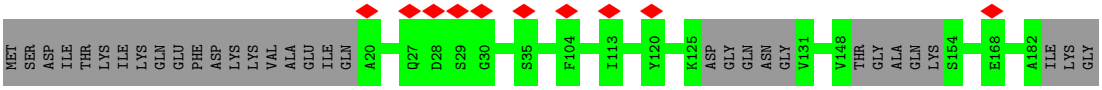

• Molecule 2: Decoration protein P03

Chain VF:

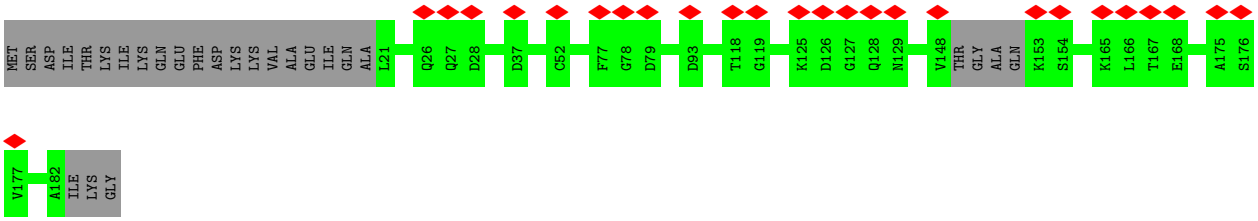

• Molecule 2: Decoration protein P03

Chain VG:

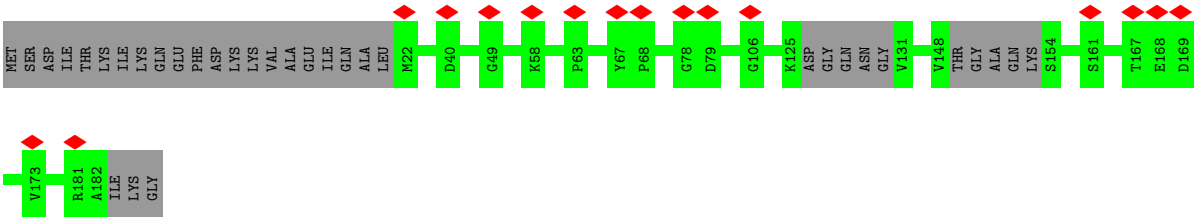

• Molecule 2: Decoration protein P03

Chain VH:

• Molecule 2: Decoration protein P03

Chain VI:

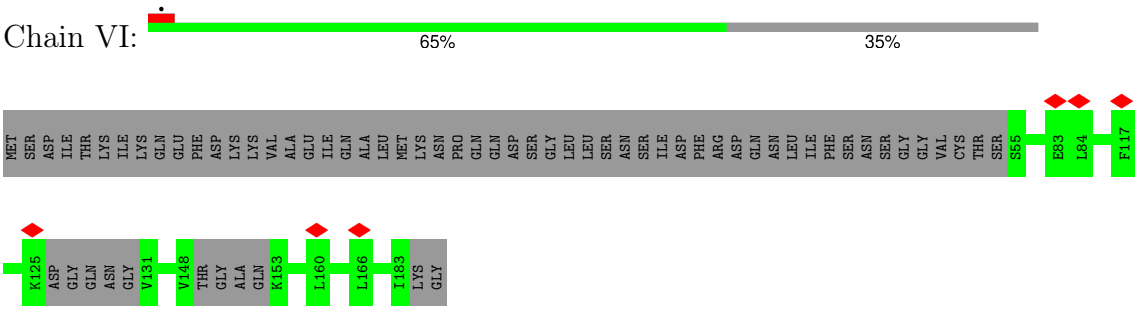

• Molecule 2: Decoration protein P03

Chain VJ:

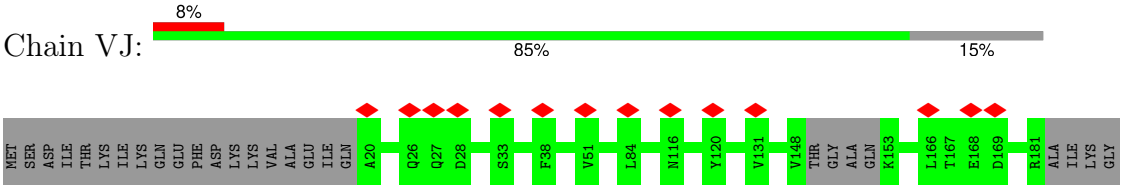

• Molecule 2: Decoration protein P03

Chain VK:

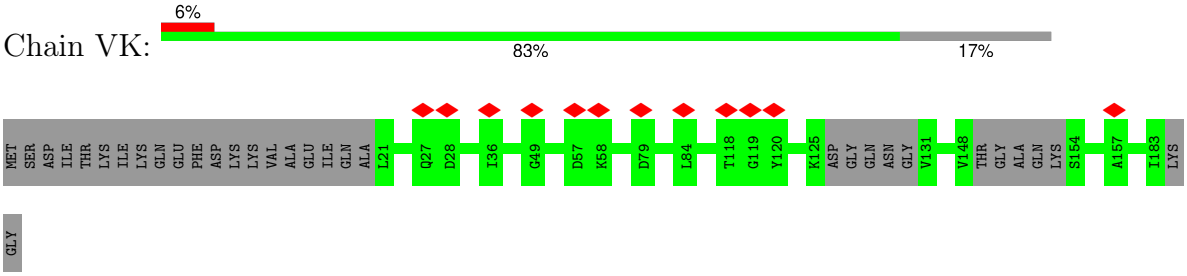

• Molecule 2: Decoration protein P03

Chain VL:

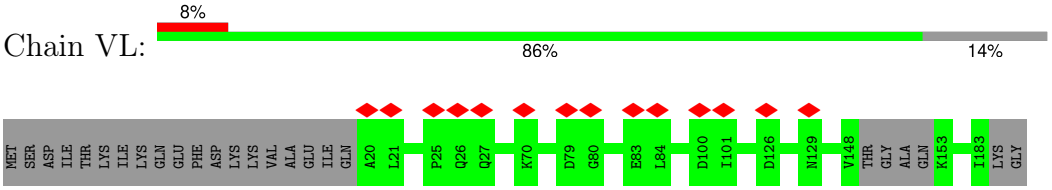

• Molecule 2: Decoration protein P03

Chain VM:

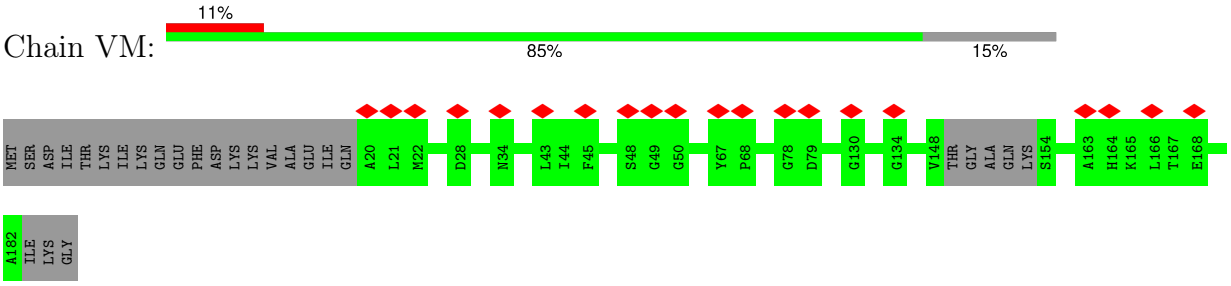

• Molecule 2: Decoration protein P03

Chain VN:

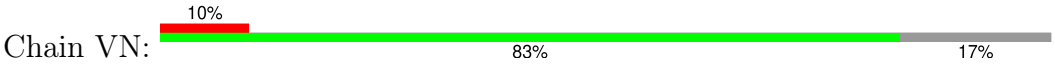

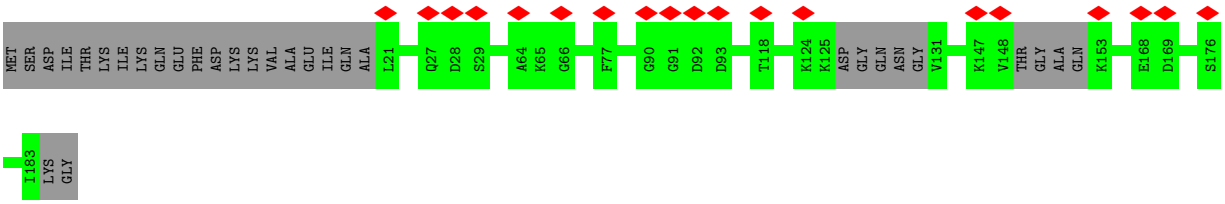

• Molecule 2: Decoration protein P03

Chain VO:

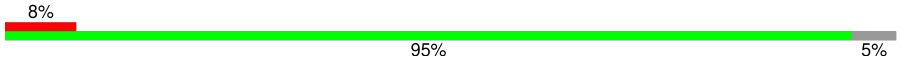

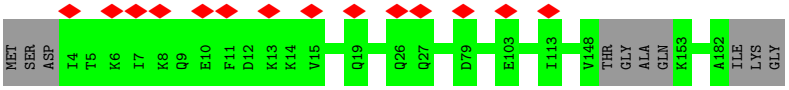

• Molecule 2: Decoration protein P03

Chain VP:

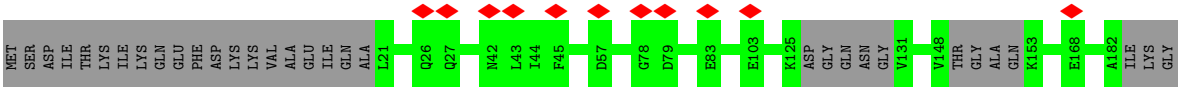

• Molecule 2: Decoration protein P03

Chain VQ:

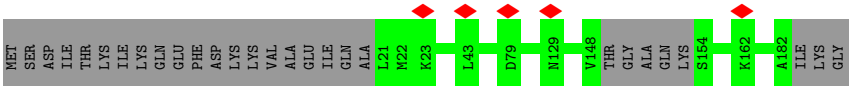

• Molecule 2: Decoration protein P03

Chain VR:

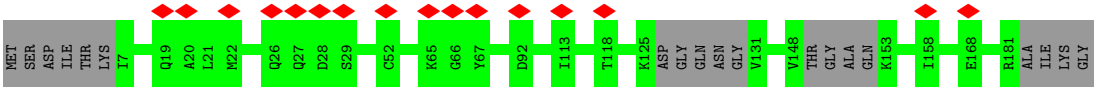

• Molecule 2: Decoration protein P03

Chain VS:

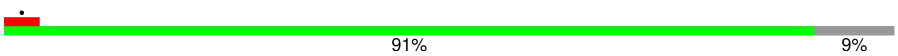

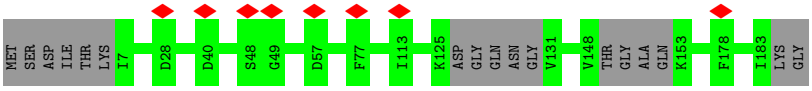

• Molecule 2: Decoration protein P03

Chain VT:

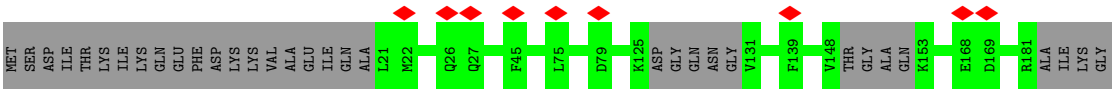

• Molecule 2: Decoration protein P03

Chain VU:

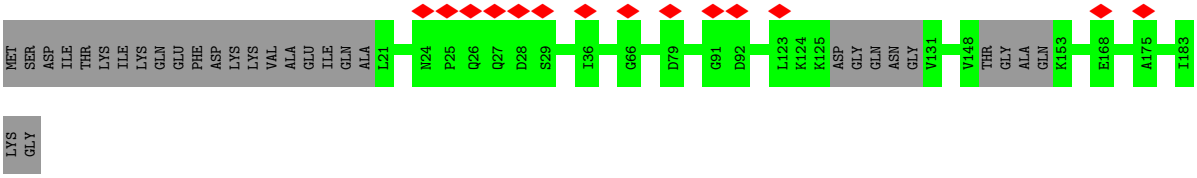

• Molecule 2: Decoration protein P03

Chain VV:

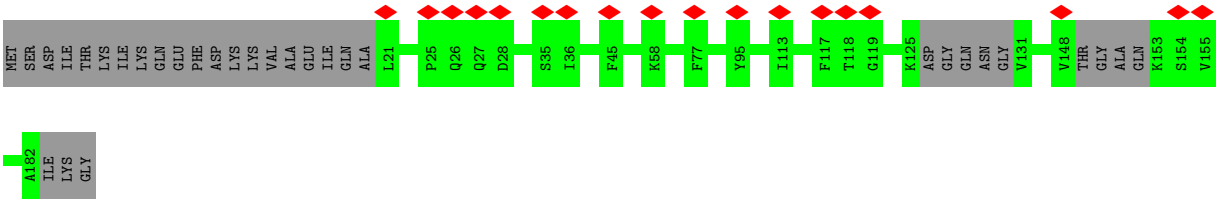

• Molecule 2: Decoration protein P03

Chain VW:

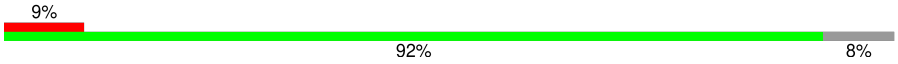

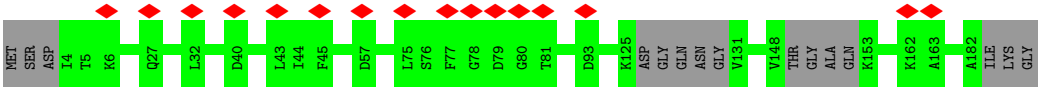

• Molecule 2: Decoration protein P03

Chain VX:

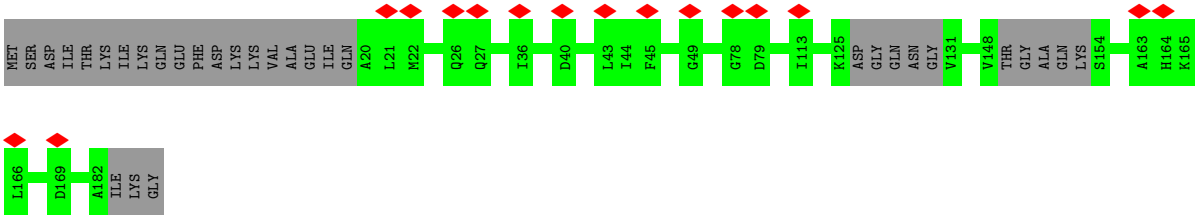

• Molecule 2: Decoration protein P03

Chain VY:

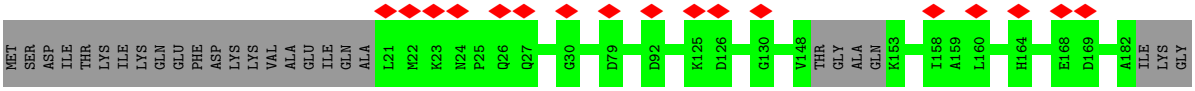

- Molecule 2: Decoration protein P03

Chain VZ:

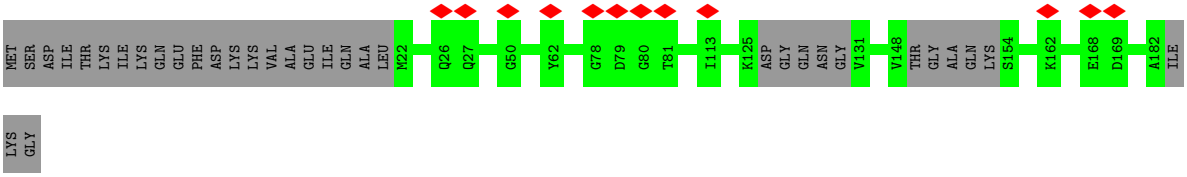

- Molecule 2: Decoration protein P03

Chain Va:

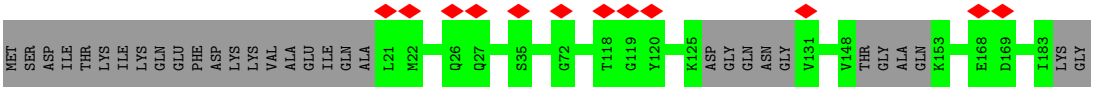

- Molecule 2: Decoration protein P03

Chain Vb:

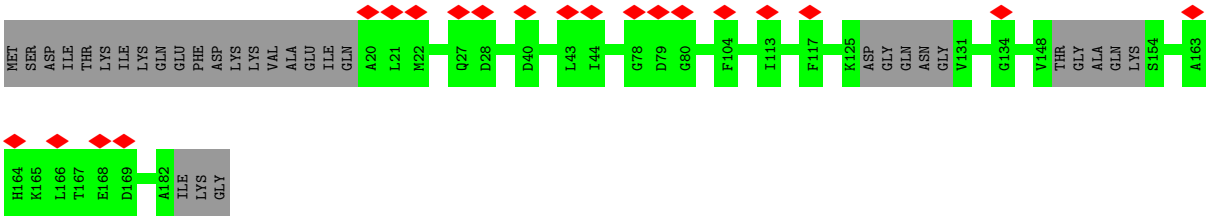

- Molecule 2: Decoration protein P03

Chain Vc:

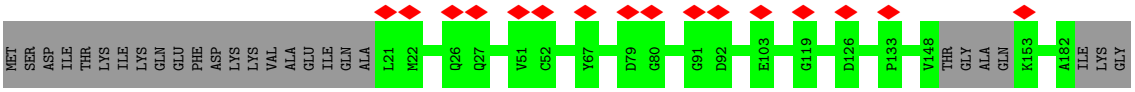

- Molecule 2: Decoration protein P03

Chain Vd:

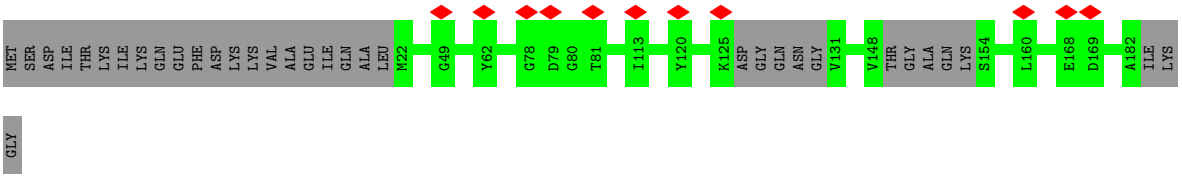

- Molecule 2: Decoration protein P03

Chain Ve:

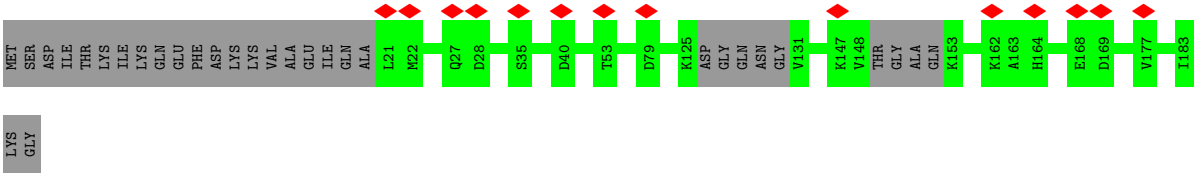

• Molecule 2: Decoration protein P03

Chain Vf:

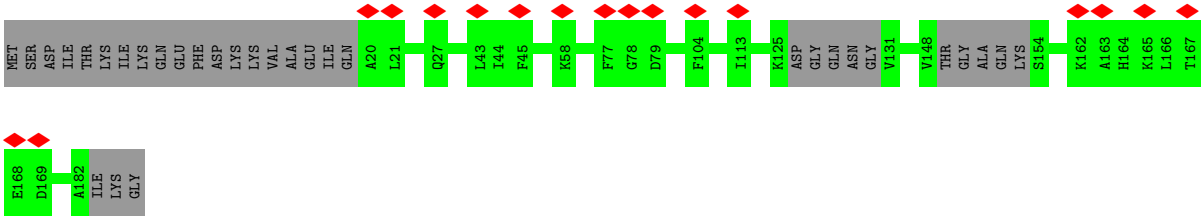

• Molecule 2: Decoration protein P03

Chain Vg:

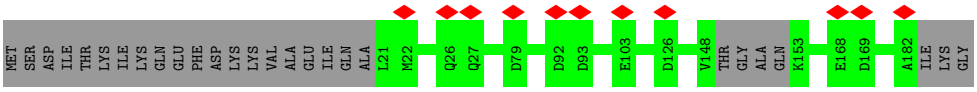

• Molecule 2: Decoration protein P03

Chain Vh:

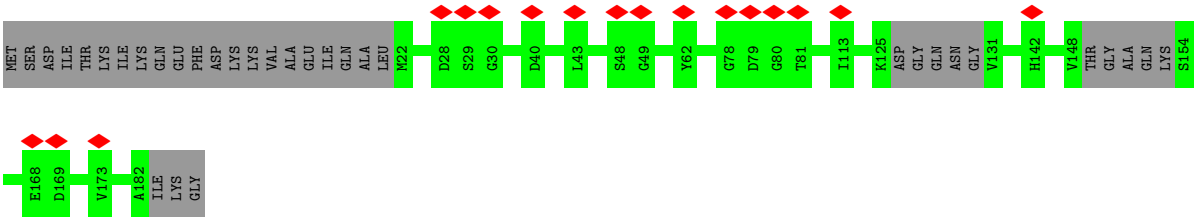

• Molecule 2: Decoration protein P03

Chain Vi:

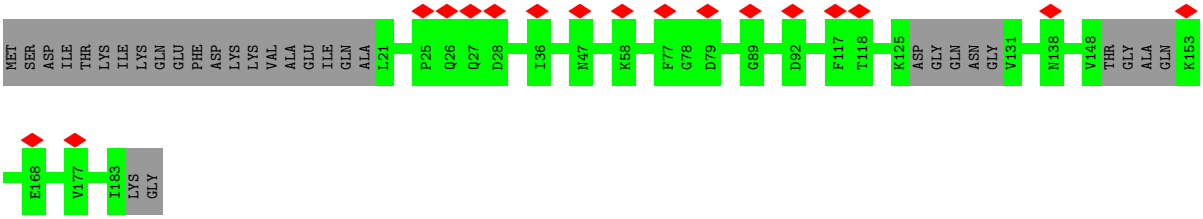

• Molecule 2: Decoration protein P03

Chain Vj:

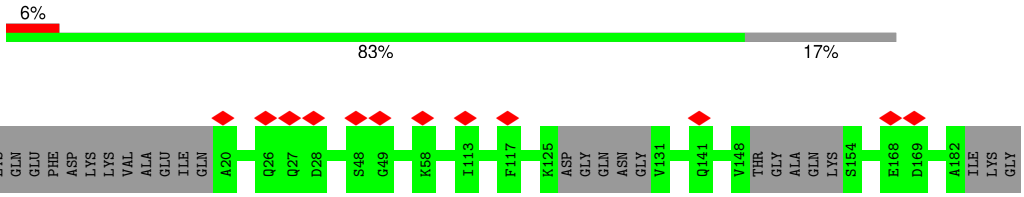

• Molecule 2: Decoration protein P03

Chain Vk:

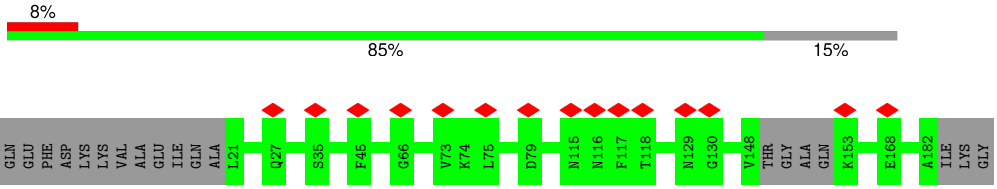

• Molecule 2: Decoration protein P03

Chain Vl:

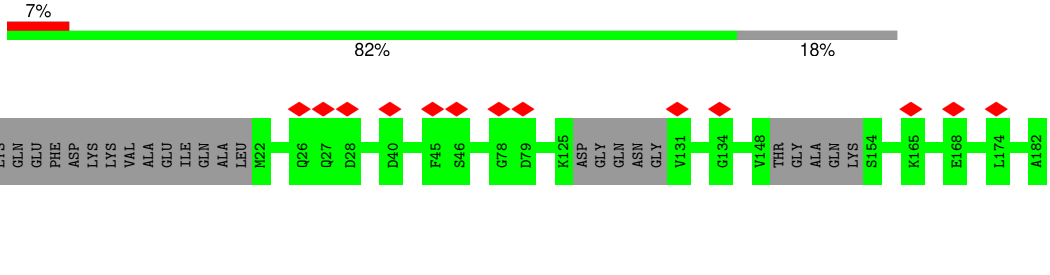

• Molecule 2: Decoration protein P03

Chain Vm:

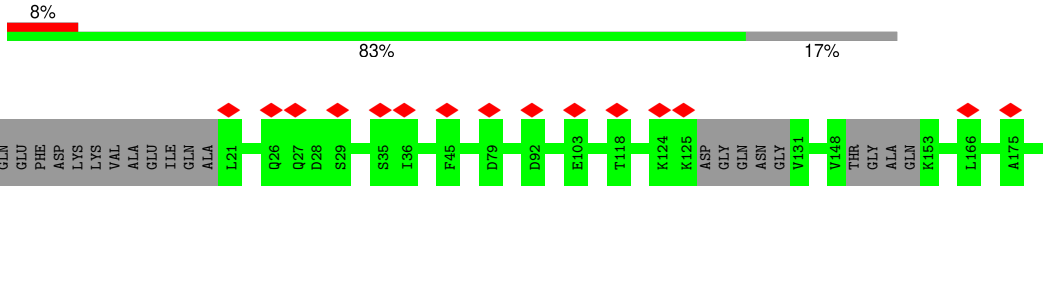

• Molecule 2: Decoration protein P03

Chain Vn:

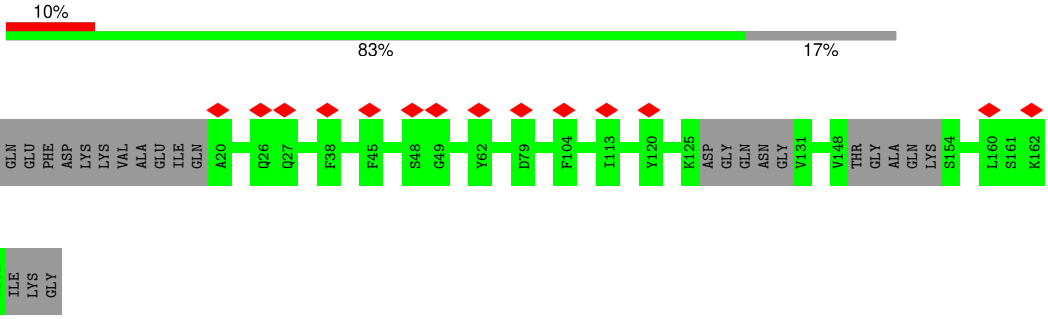

• Molecule 2: Decoration protein P03

Chain Vo:

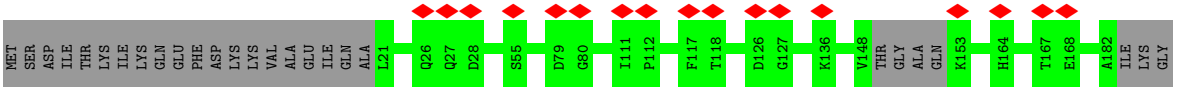

• Molecule 2: Decoration protein P03

Chain Vp:

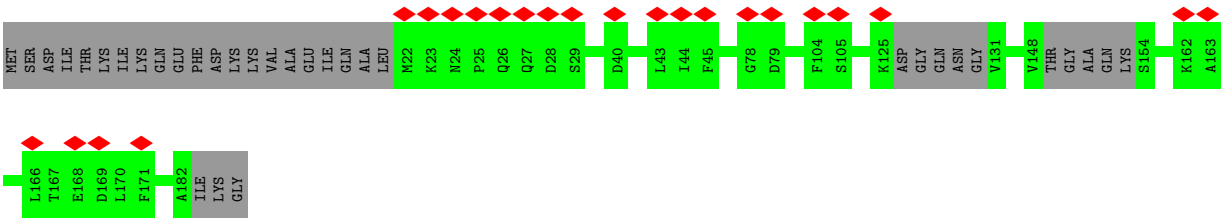

• Molecule 2: Decoration protein P03

Chain Vq:

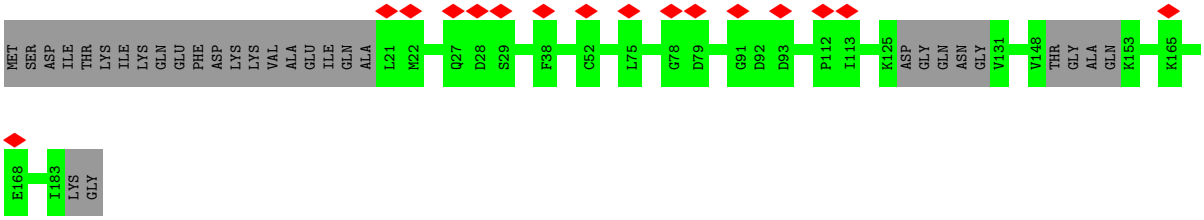

• Molecule 3: Decoration protein P04

Chain Cj:

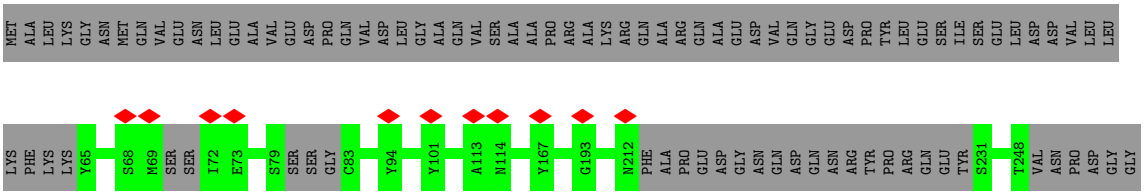

• Molecule 3: Decoration protein P04

Chain HY:

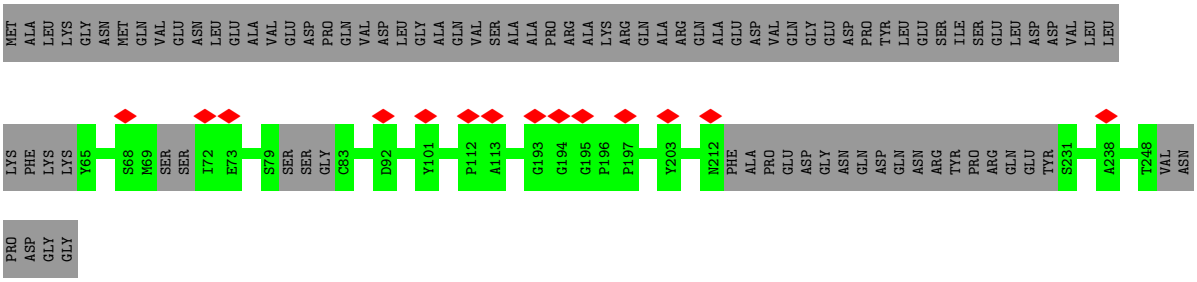

• Molecule 3: Decoration protein P04

Chain MN:

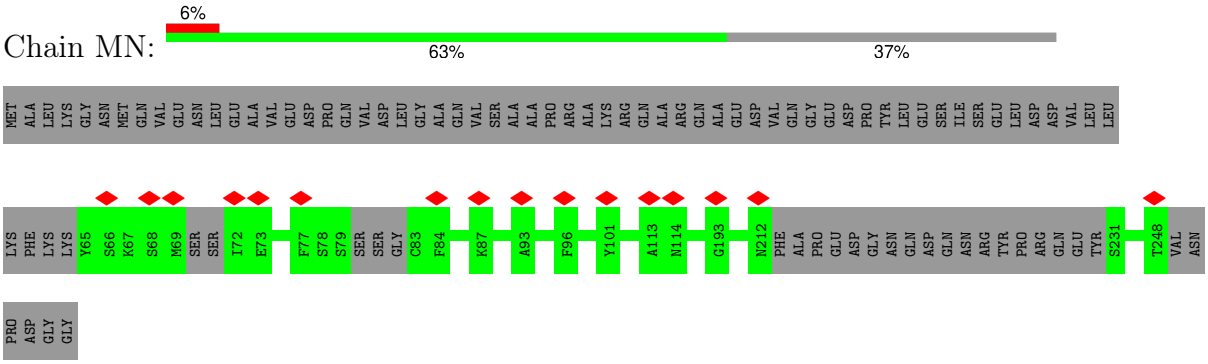

- Molecule 3: Decoration protein P04

Chain RC:

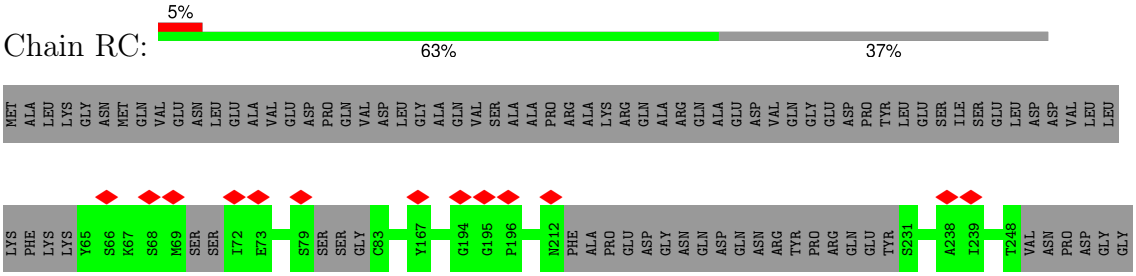

- Molecule 3: Decoration protein P04

Chain Vr:

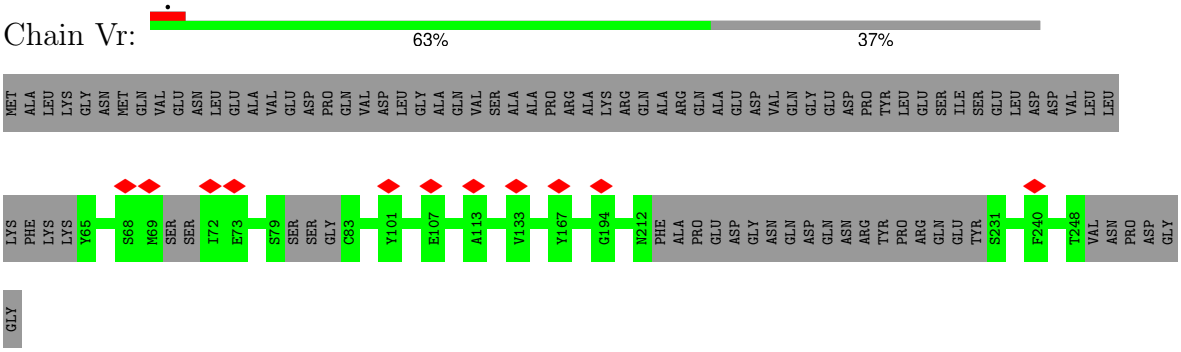

- Molecule 4: DUF228 domain-containing protein

Chain Ck:

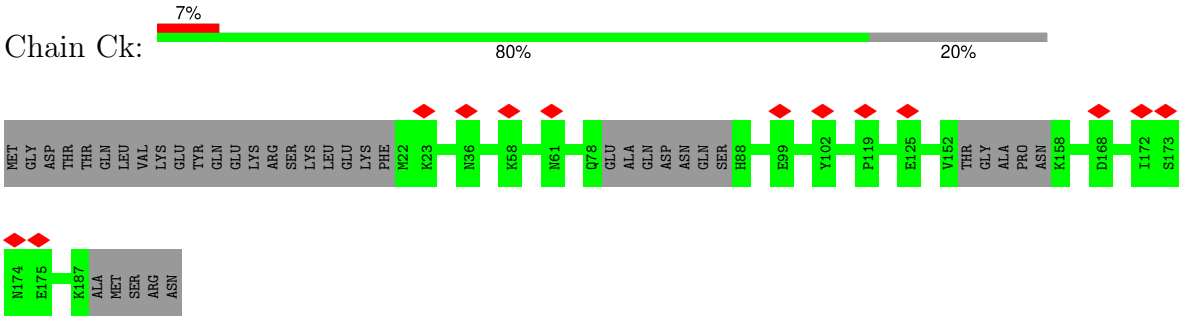

- Molecule 4: DUF228 domain-containing protein

Chain Cl:

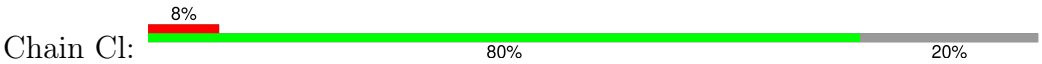

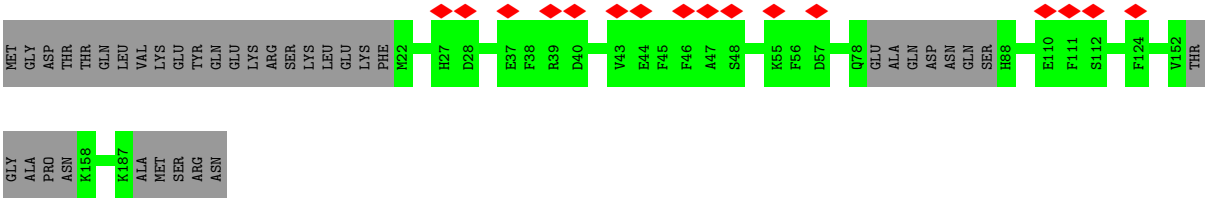

• Molecule 4: DUF228 domain-containing protein

Chain Cm:

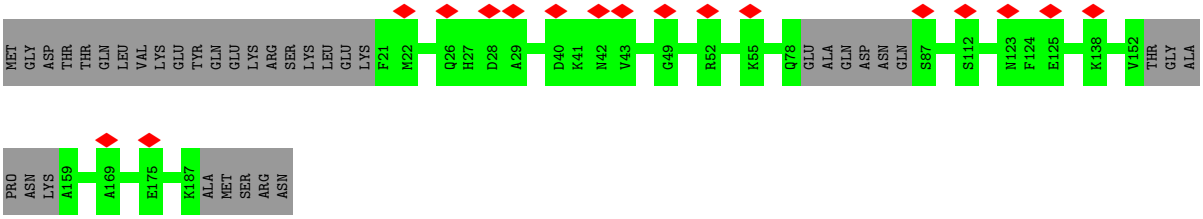

• Molecule 4: DUF228 domain-containing protein

Chain Cn:

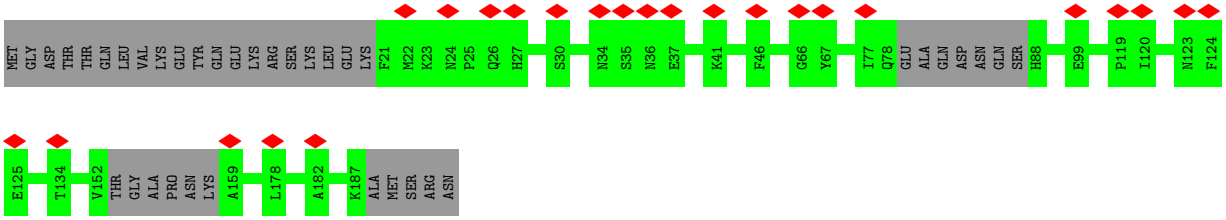

• Molecule 4: DUF228 domain-containing protein

Chain Co:

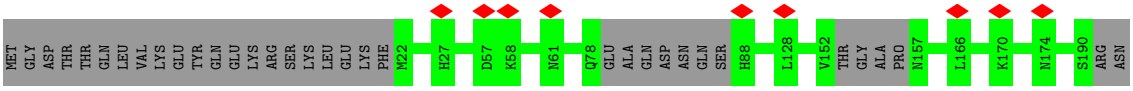

• Molecule 4: DUF228 domain-containing protein

Chain Cp:

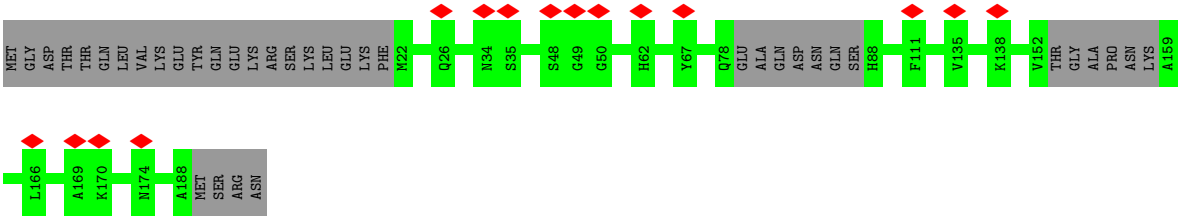

• Molecule 4: DUF228 domain-containing protein

Chain Cq:

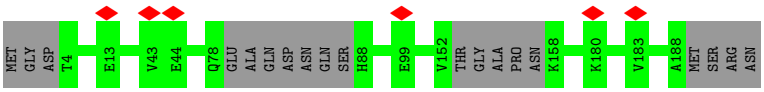

- Molecule 4: DUF228 domain-containing protein

Chain Cr:



- Molecule 4: DUF228 domain-containing protein

Chain Cs:



- Molecule 4: DUF228 domain-containing protein

Chain Ct:

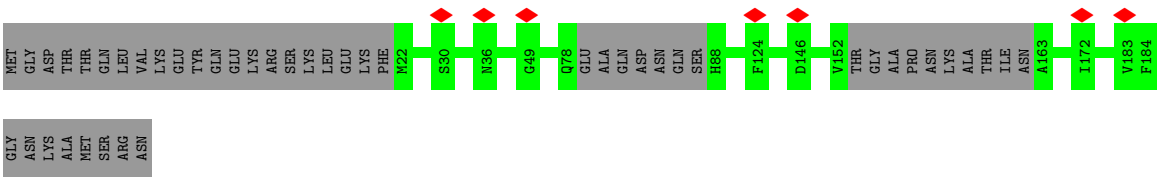

- Molecule 4: DUF228 domain-containing protein

Chain Cu:

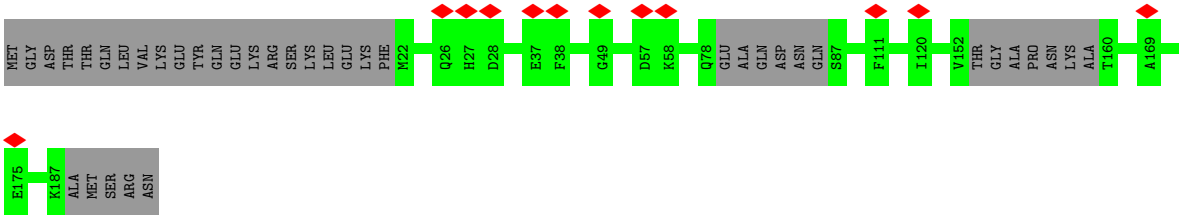

- Molecule 4: DUF228 domain-containing protein

Chain Cv:

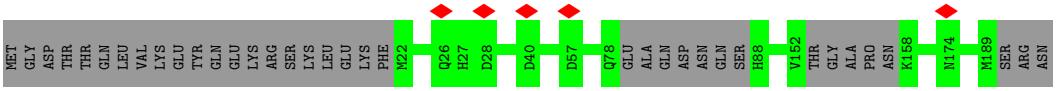

- Molecule 4: DUF228 domain-containing protein

Chain Cw:

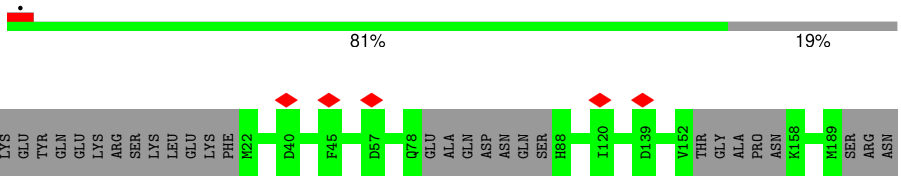

- Molecule 4: DUF228 domain-containing protein

Chain Cx:

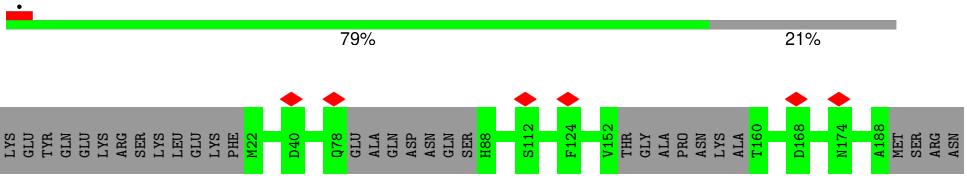

- Molecule 4: DUF228 domain-containing protein

Chain Cy:

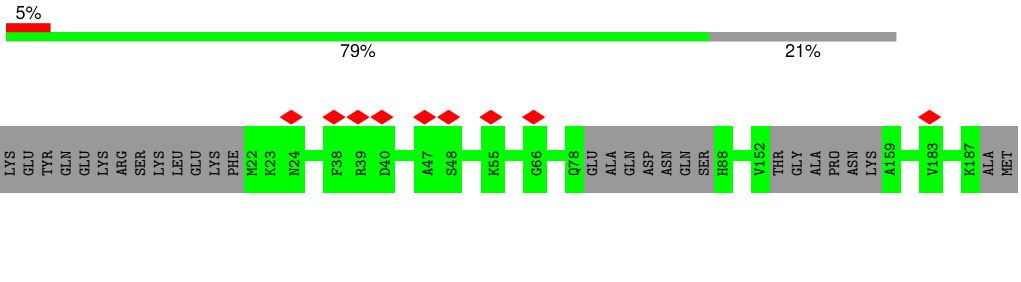

- Molecule 4: DUF228 domain-containing protein

Chain Cz:

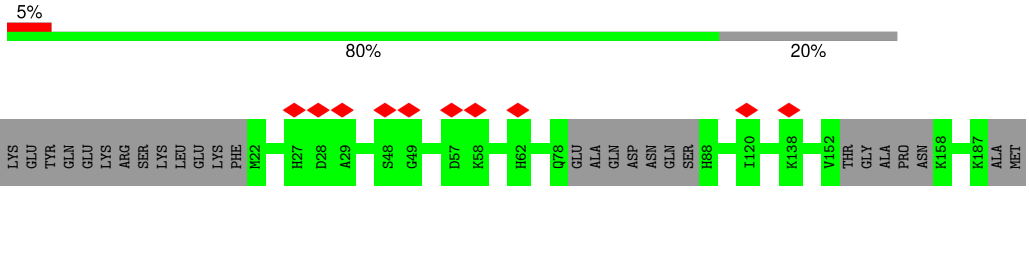

- Molecule 4: DUF228 domain-containing protein

Chain DA:

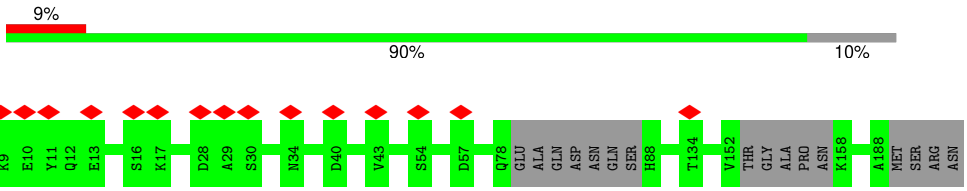

- Molecule 4: DUF228 domain-containing protein

Chain DB:

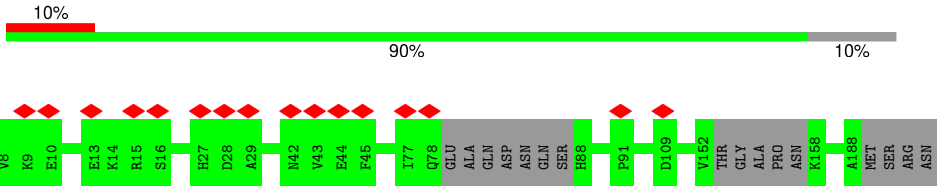

• Molecule 4: DUF228 domain-containing protein

Chain DC:

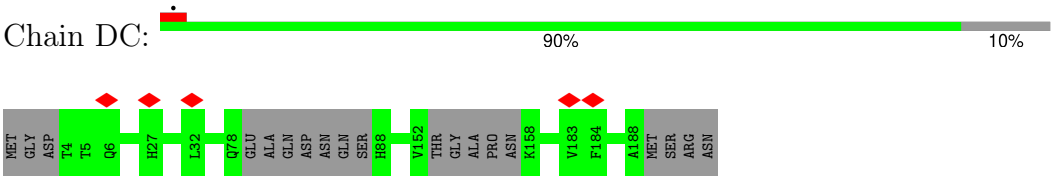

• Molecule 4: DUF228 domain-containing protein

Chain DD:

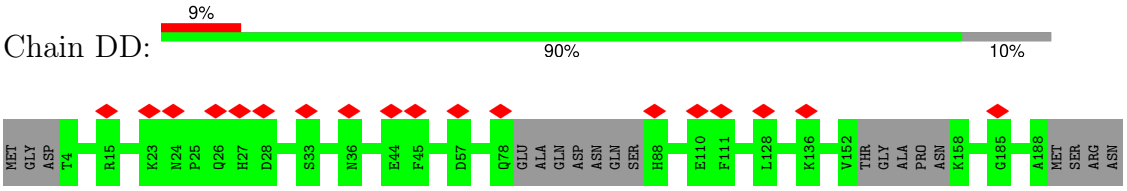

• Molecule 4: DUF228 domain-containing protein

Chain DE:

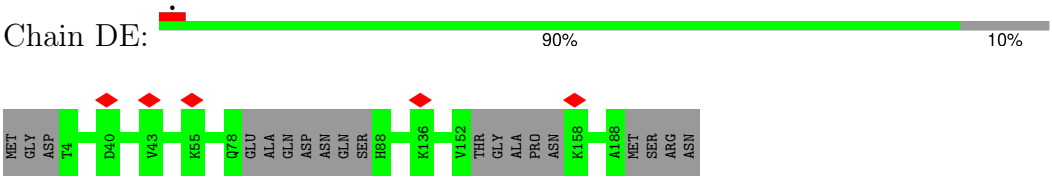

• Molecule 4: DUF228 domain-containing protein

Chain DF:

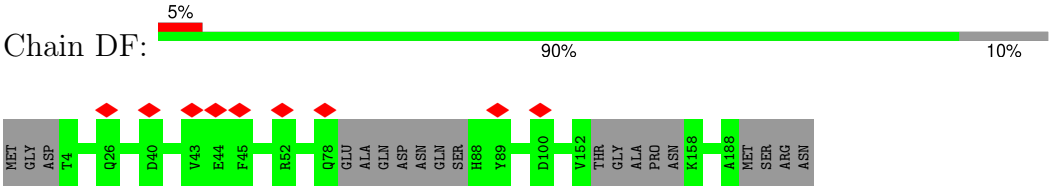

• Molecule 4: DUF228 domain-containing protein

Chain DG:

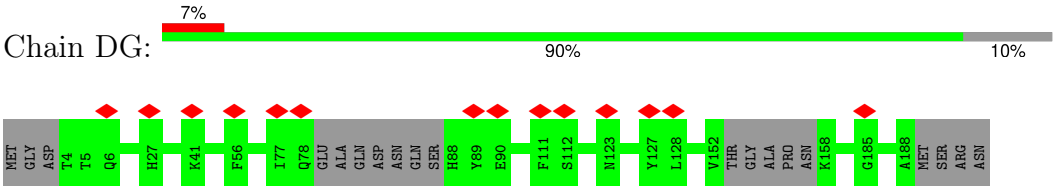

• Molecule 4: DUF228 domain-containing protein

Chain DH:

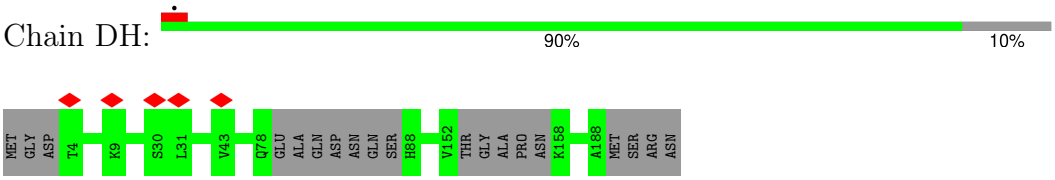

• Molecule 4: DUF228 domain-containing protein

Chain DI:

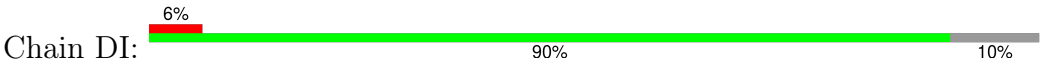

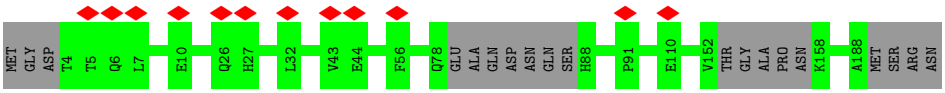

• Molecule 4: DUF228 domain-containing protein

Chain DJ:

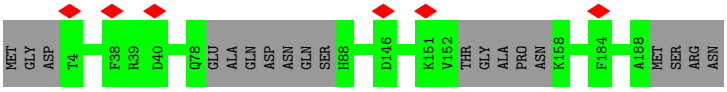

• Molecule 4: DUF228 domain-containing protein

Chain HZ:

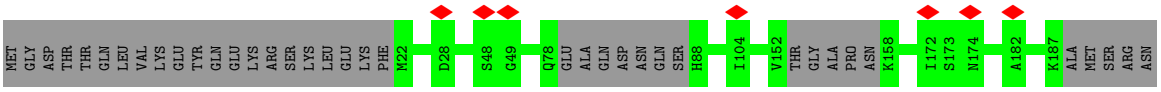

• Molecule 4: DUF228 domain-containing protein

Chain Ha:

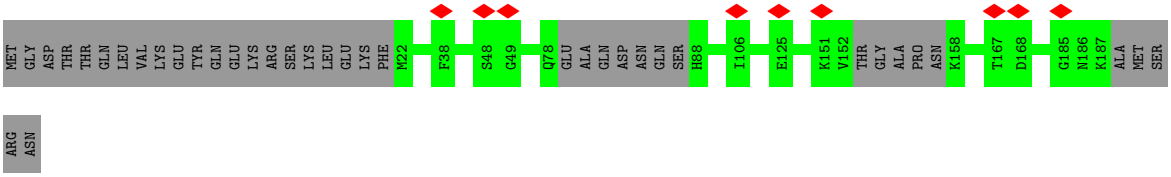

• Molecule 4: DUF228 domain-containing protein

Chain Hb:

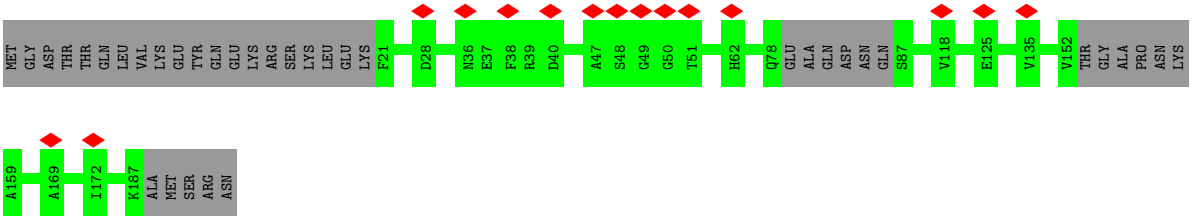

• Molecule 4: DUF228 domain-containing protein

Chain Hc:

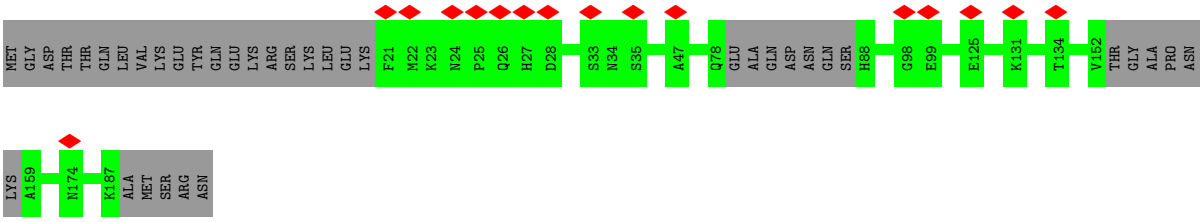

- Molecule 4: DUF228 domain-containing protein

Chain Hd:

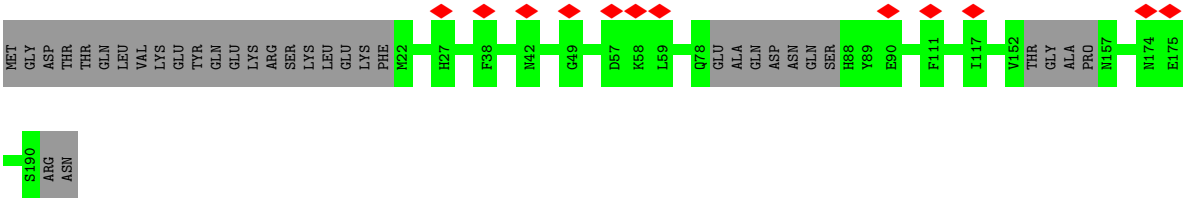

- Molecule 4: DUF228 domain-containing protein

Chain He:

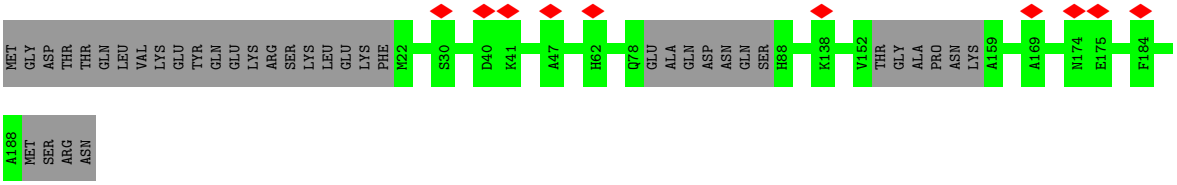

- Molecule 4: DUF228 domain-containing protein

Chain Hf:



- Molecule 4: DUF228 domain-containing protein

Chain Hg:

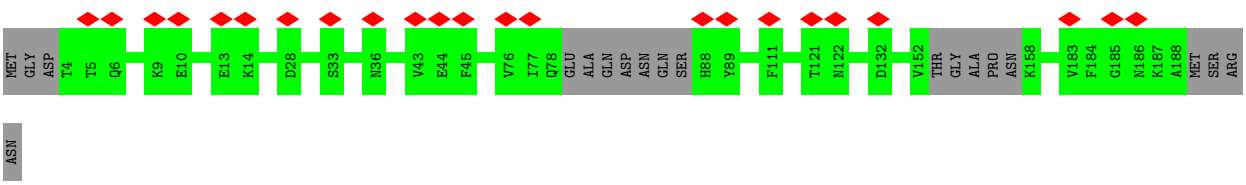

- Molecule 4: DUF228 domain-containing protein

Chain Hh:

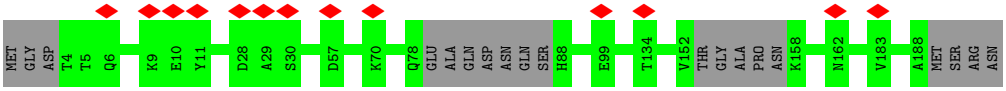

- Molecule 4: DUF228 domain-containing protein

Chain Hi:

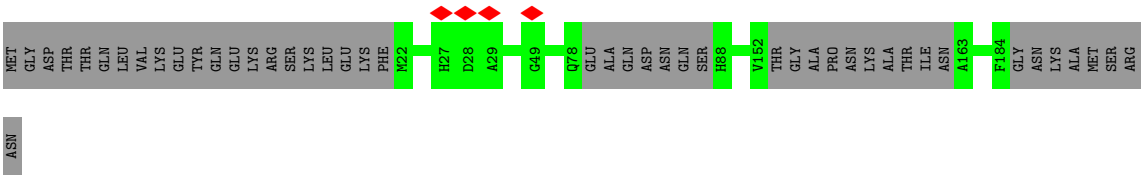

• Molecule 4: DUF228 domain-containing protein

Chain Hj:

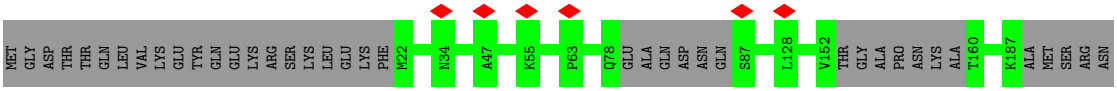

• Molecule 4: DUF228 domain-containing protein

Chain Hk:

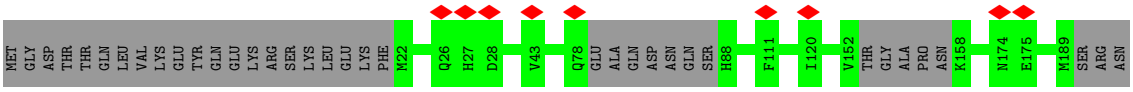

• Molecule 4: DUF228 domain-containing protein

Chain Hl:

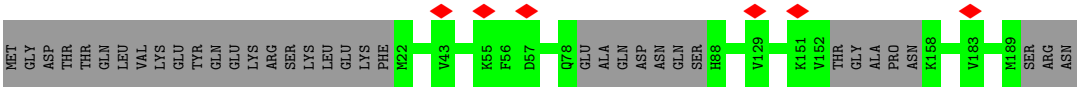

• Molecule 4: DUF228 domain-containing protein

Chain Hm:

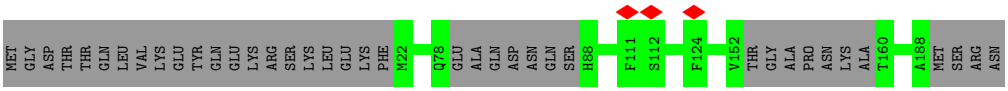

• Molecule 4: DUF228 domain-containing protein

Chain Hn:

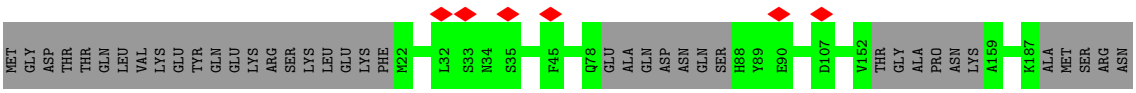

• Molecule 4: DUF228 domain-containing protein

Chain Ho:

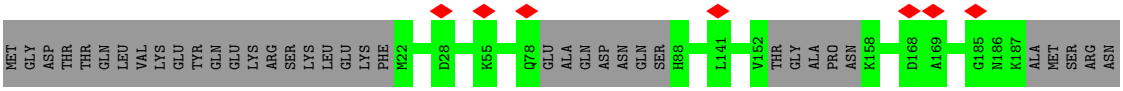

• Molecule 4: DUF228 domain-containing protein

Chain Hp:

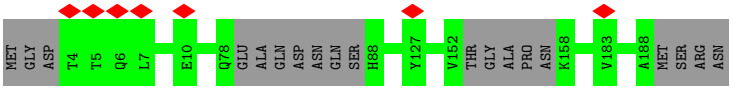

• Molecule 4: DUF228 domain-containing protein

Chain Hq:

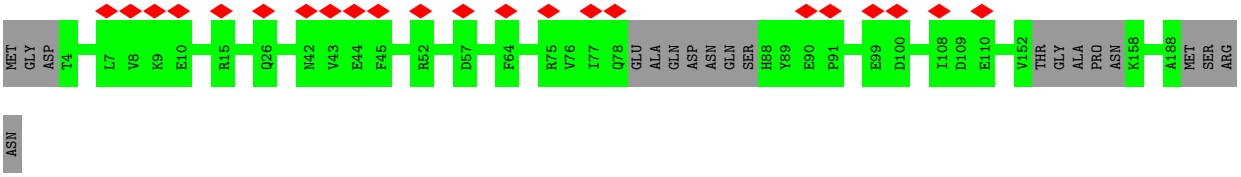

• Molecule 4: DUF228 domain-containing protein

Chain Hr:

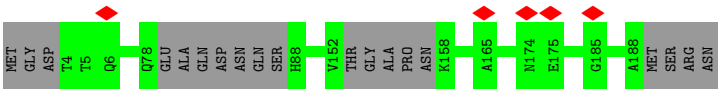

• Molecule 4: DUF228 domain-containing protein

Chain Hs:

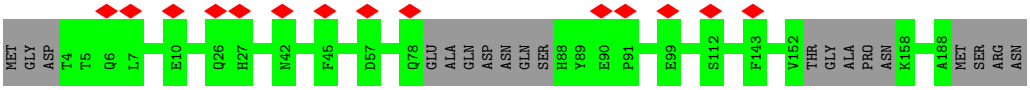

• Molecule 4: DUF228 domain-containing protein

Chain Ht:

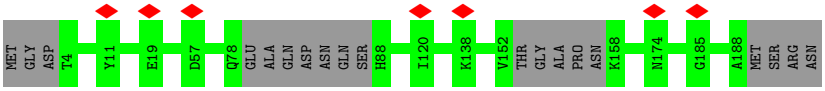

• Molecule 4: DUF228 domain-containing protein

Chain Hu:

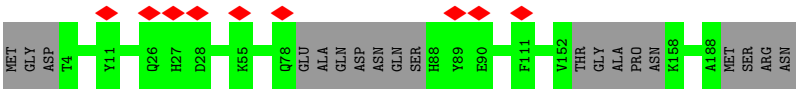

• Molecule 4: DUF228 domain-containing protein

Chain Hv:

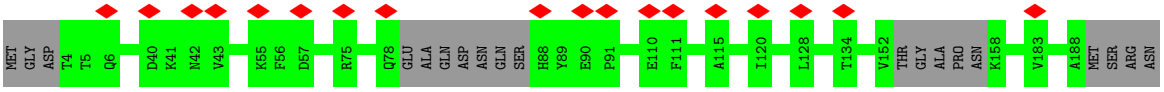

• Molecule 4: DUF228 domain-containing protein

Chain Hw:

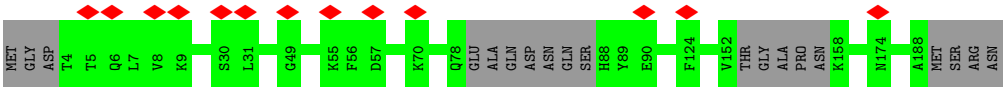

• Molecule 4: DUF228 domain-containing protein

Chain Hx:



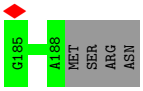

• Molecule 4: DUF228 domain-containing protein

Chain Hy:

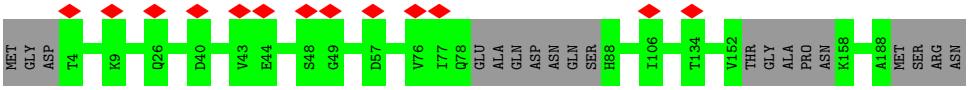

• Molecule 4: DUF228 domain-containing protein

Chain MO:

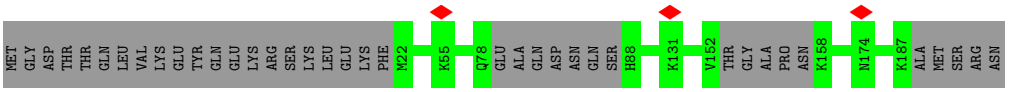

• Molecule 4: DUF228 domain-containing protein

Chain MP:

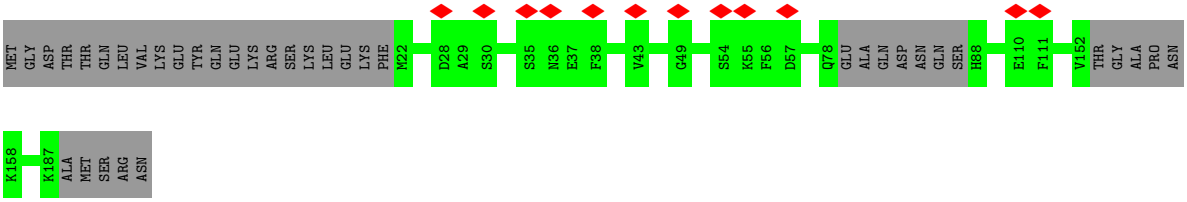

• Molecule 4: DUF228 domain-containing protein

Chain MQ:

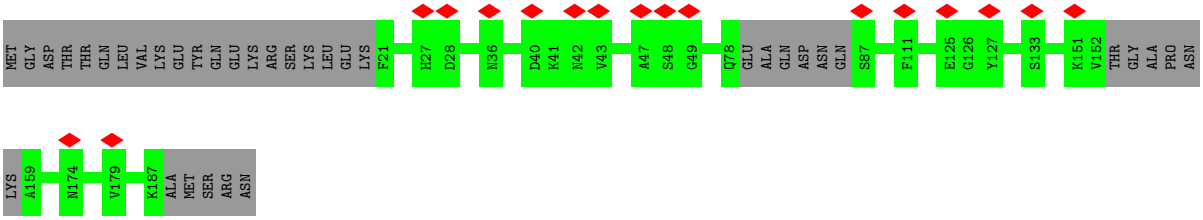

• Molecule 4: DUF228 domain-containing protein

Chain MR:

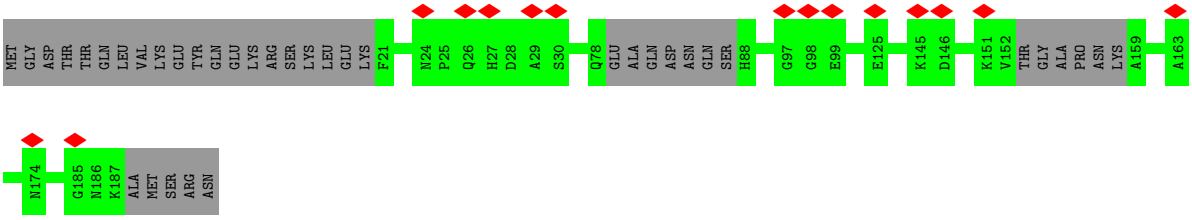

• Molecule 4: DUF228 domain-containing protein

Chain MS:

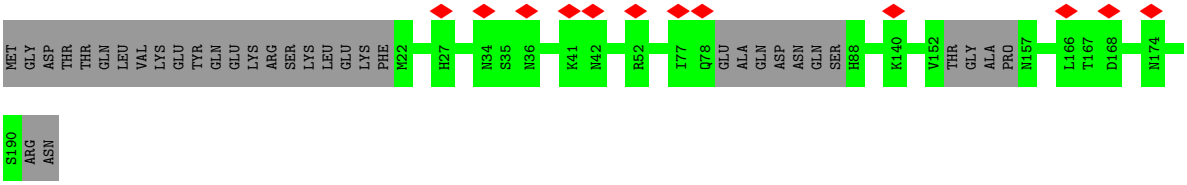

• Molecule 4: DUF228 domain-containing protein

Chain MT:

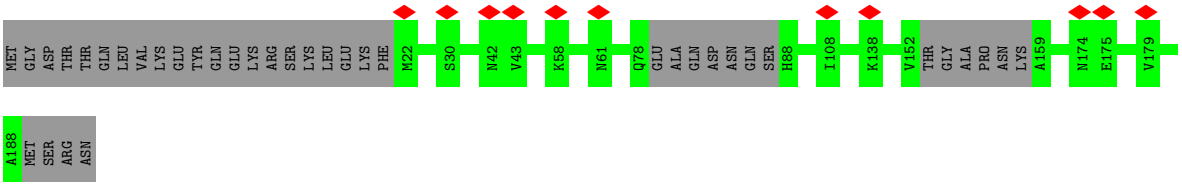

- Molecule 4: DUF228 domain-containing protein

Chain MU:

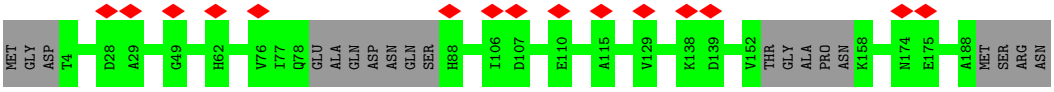

- Molecule 4: DUF228 domain-containing protein

Chain MV:

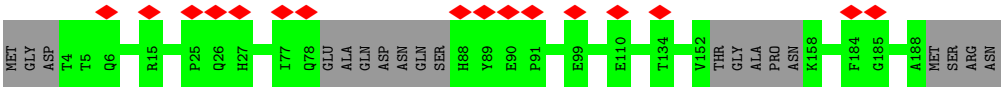

- Molecule 4: DUF228 domain-containing protein

Chain MW:

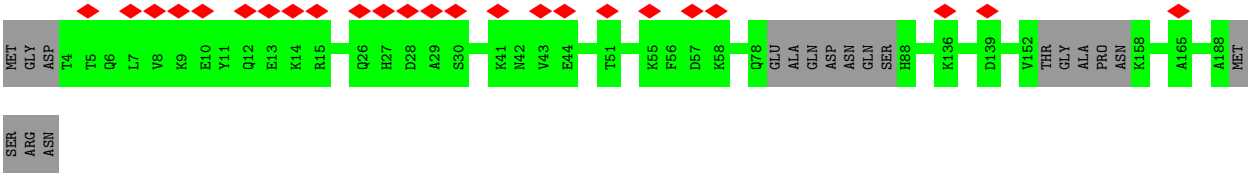

- Molecule 4: DUF228 domain-containing protein

Chain MX:

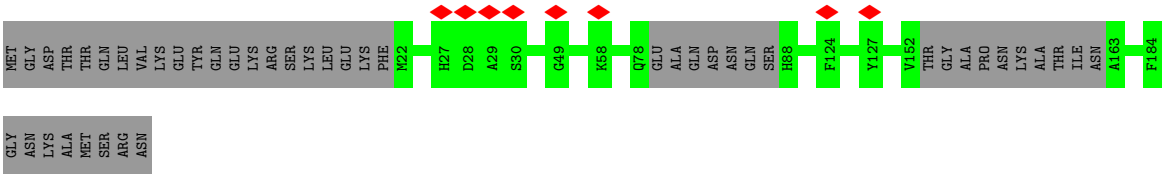

- Molecule 4: DUF228 domain-containing protein

Chain MY:

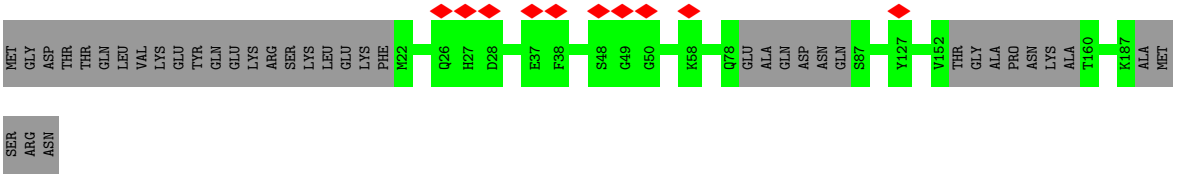

- Molecule 4: DUF228 domain-containing protein

Chain MZ:

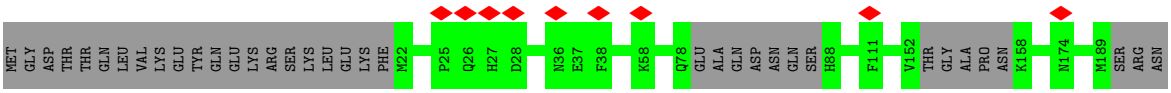

• Molecule 4: DUF228 domain-containing protein

Chain Ma:

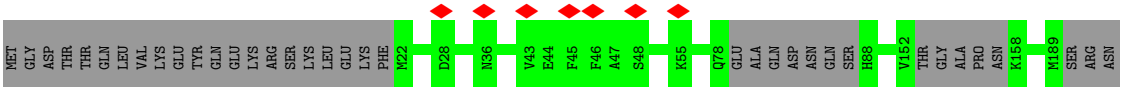

• Molecule 4: DUF228 domain-containing protein

Chain Mb:

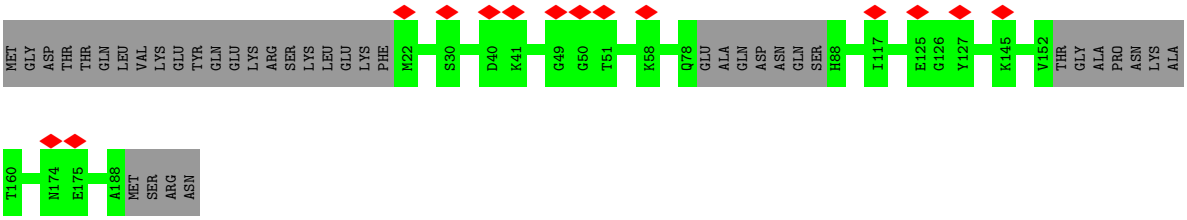

• Molecule 4: DUF228 domain-containing protein

Chain Mc:

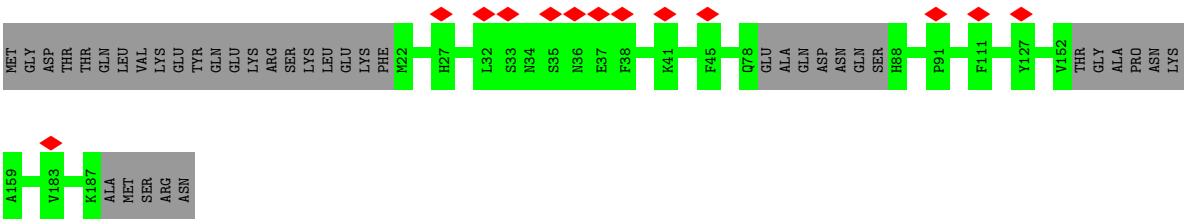

• Molecule 4: DUF228 domain-containing protein

Chain Md:

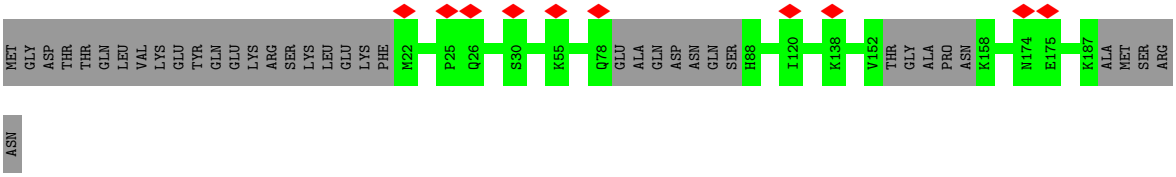

• Molecule 4: DUF228 domain-containing protein

Chain Me:

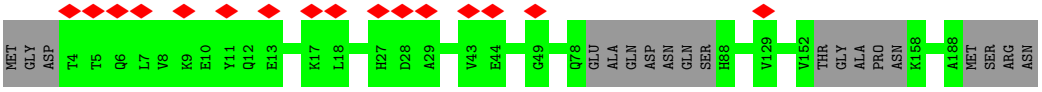

• Molecule 4: DUF228 domain-containing protein

Chain Mf:

• Molecule 4: DUF228 domain-containing protein

Chain Mg:

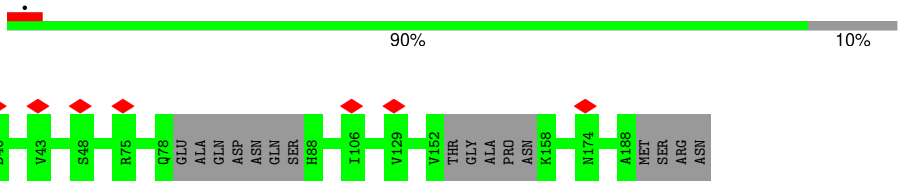

• Molecule 4: DUF228 domain-containing protein

Chain Mh:

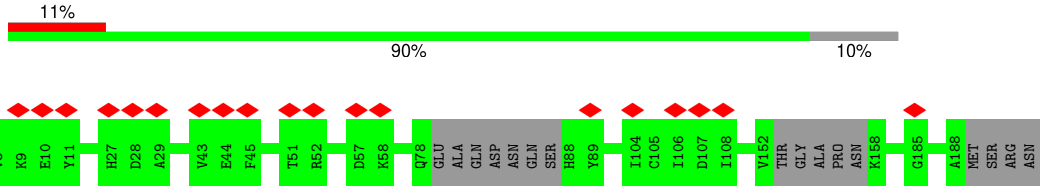

• Molecule 4: DUF228 domain-containing protein

Chain Mi:

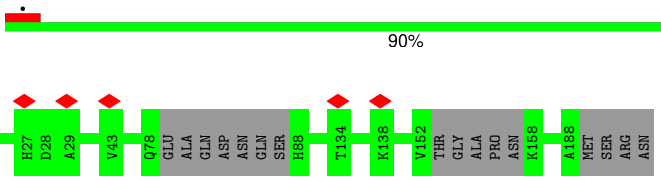

• Molecule 4: DUF228 domain-containing protein

Chain Mj:

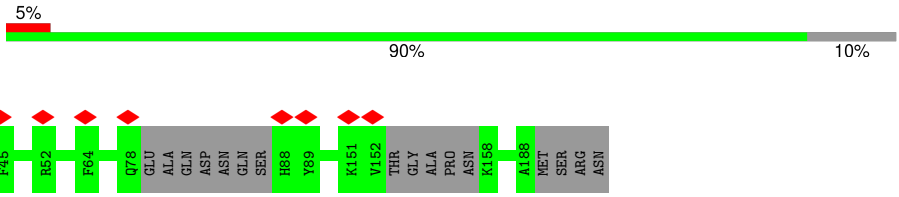

• Molecule 4: DUF228 domain-containing protein

Chain Mk:

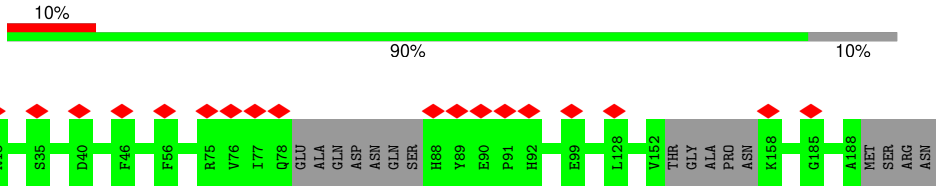

• Molecule 4: DUF228 domain-containing protein

Chain Ml:

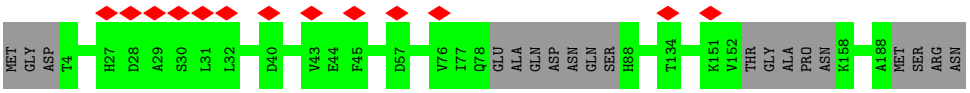

• Molecule 4: DUF228 domain-containing protein

Chain Mm:



• Molecule 4: DUF228 domain-containing protein

Chain Mn:



• Molecule 4: DUF228 domain-containing protein

Chain RD:

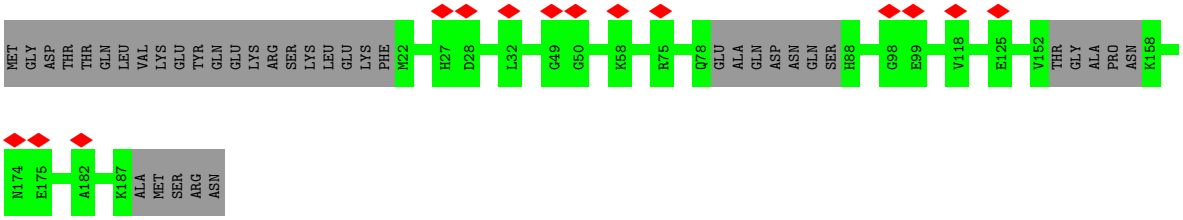

• Molecule 4: DUF228 domain-containing protein

Chain RE:

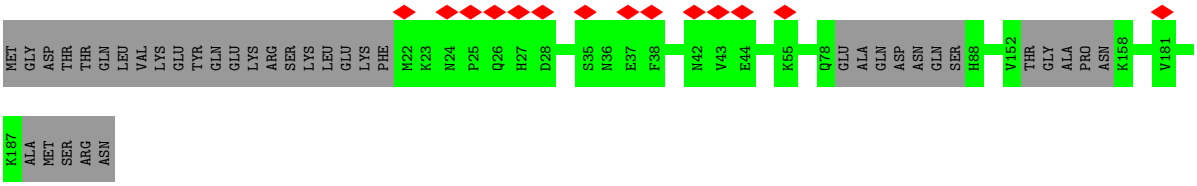

• Molecule 4: DUF228 domain-containing protein

Chain RF:

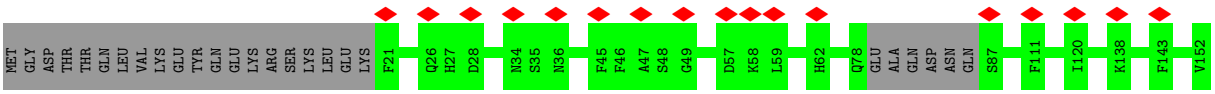

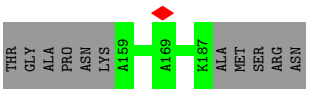

• Molecule 4: DUF228 domain-containing protein

Chain RG:

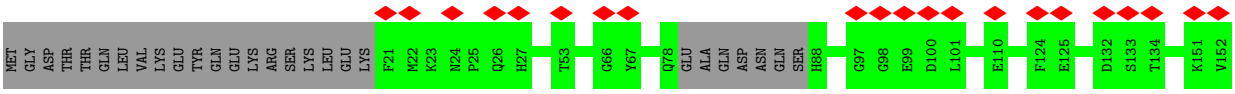

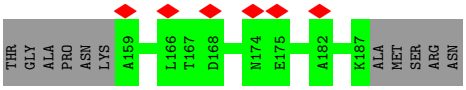

• Molecule 4: DUF228 domain-containing protein

Chain RH:

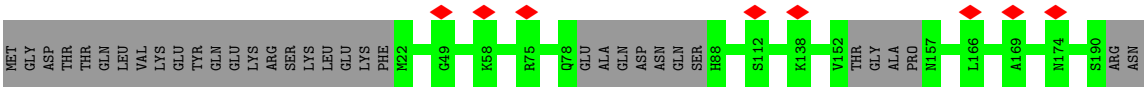

• Molecule 4: DUF228 domain-containing protein

Chain RI:

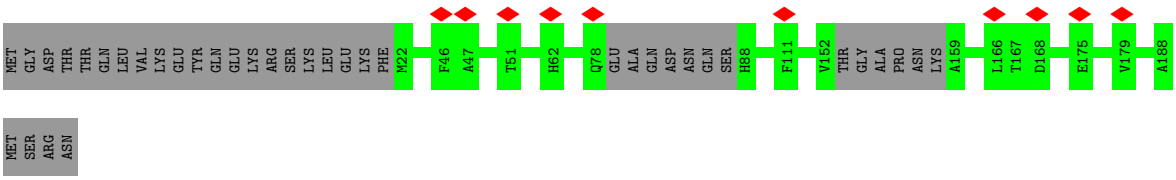

• Molecule 4: DUF228 domain-containing protein

Chain RJ:

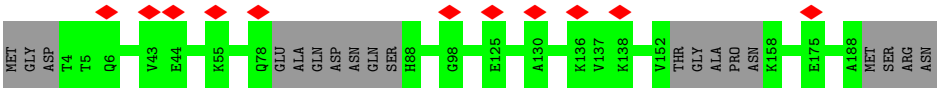

• Molecule 4: DUF228 domain-containing protein

Chain RK:

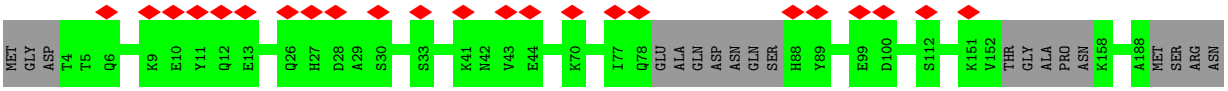

• Molecule 4: DUF228 domain-containing protein

Chain RL:

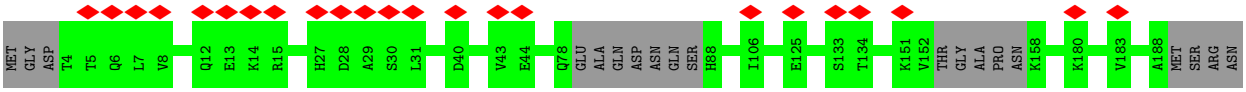

• Molecule 4: DUF228 domain-containing protein

Chain RM:

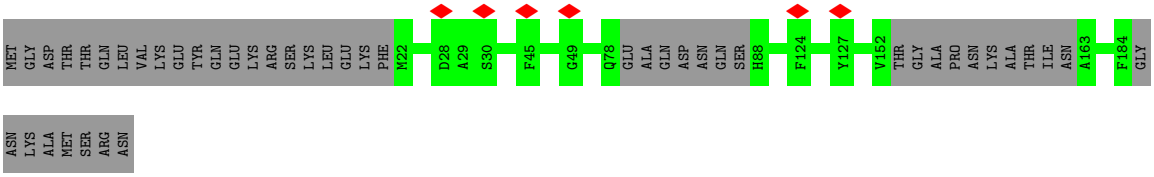

• Molecule 4: DUF228 domain-containing protein

Chain RN:

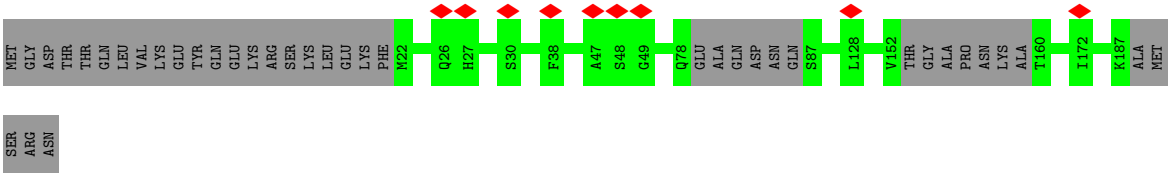

• Molecule 4: DUF228 domain-containing protein

Chain RO:

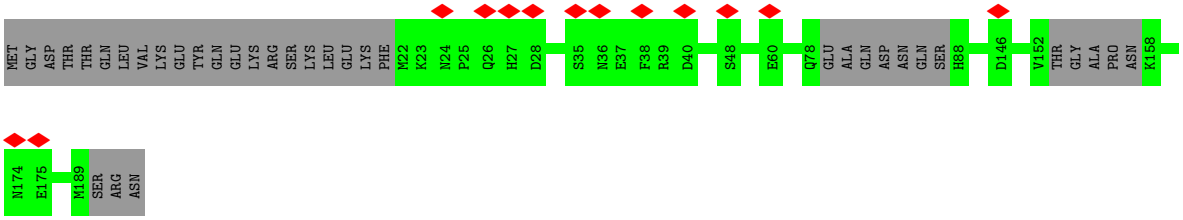

• Molecule 4: DUF228 domain-containing protein

Chain RP:

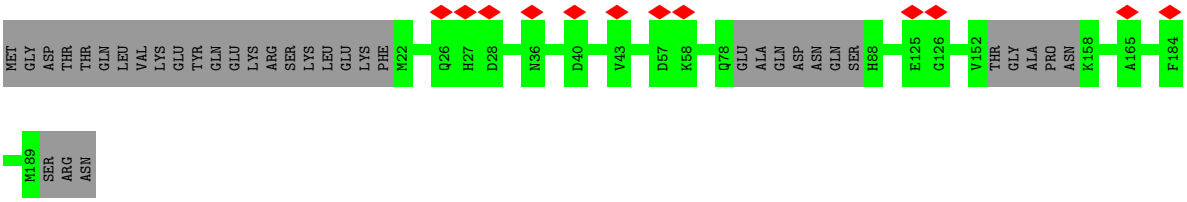

• Molecule 4: DUF228 domain-containing protein

Chain RQ:



• Molecule 4: DUF228 domain-containing protein

Chain RR:

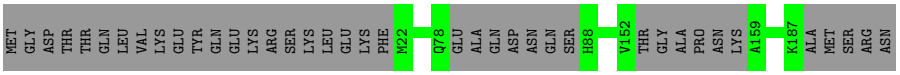

• Molecule 4: DUF228 domain-containing protein

Chain RS:

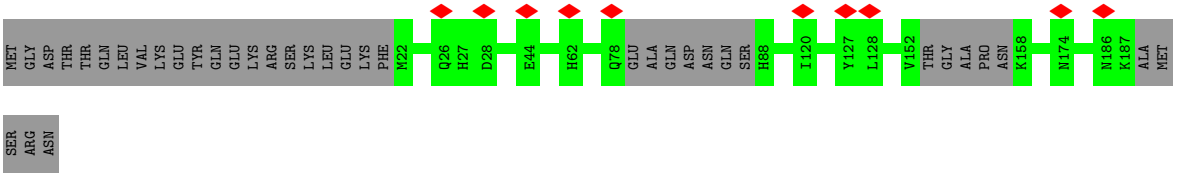

• Molecule 4: DUF228 domain-containing protein

Chain RT:

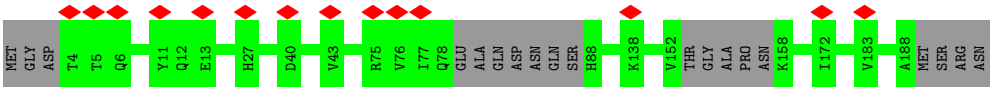

• Molecule 4: DUF228 domain-containing protein

Chain RU:

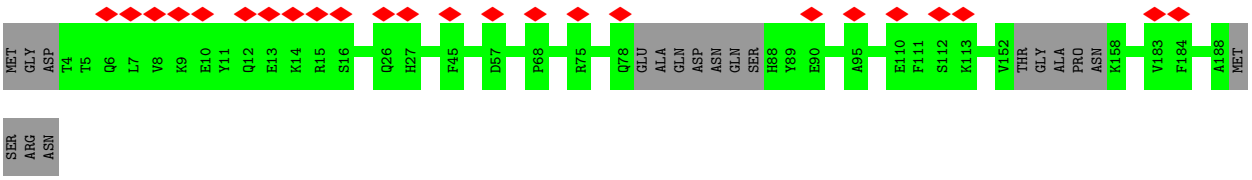

• Molecule 4: DUF228 domain-containing protein

Chain RV:

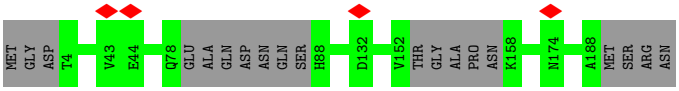

• Molecule 4: DUF228 domain-containing protein

Chain RW:

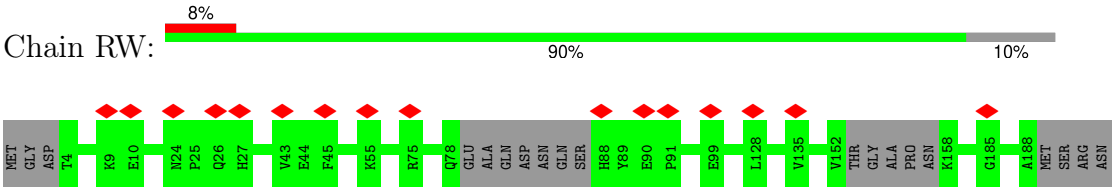

• Molecule 4: DUF228 domain-containing protein

Chain RX:

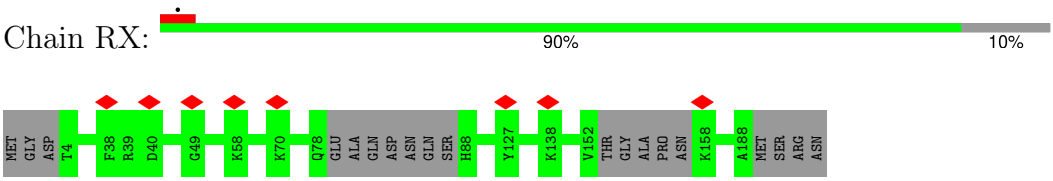

• Molecule 4: DUF228 domain-containing protein

Chain RY:

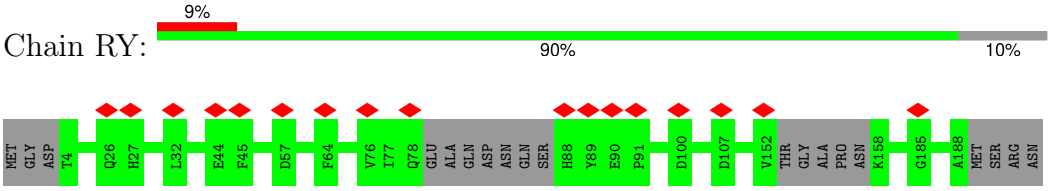

• Molecule 4: DUF228 domain-containing protein

Chain RZ:

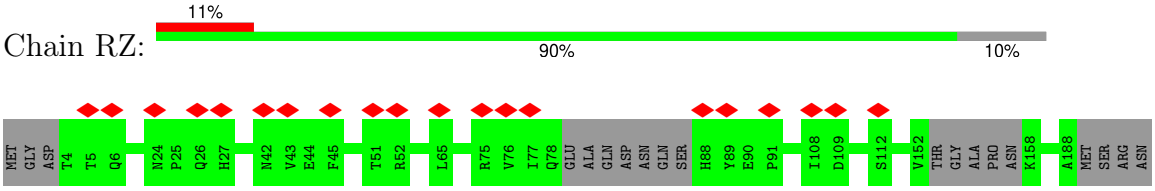

• Molecule 4: DUF228 domain-containing protein

Chain Ra:

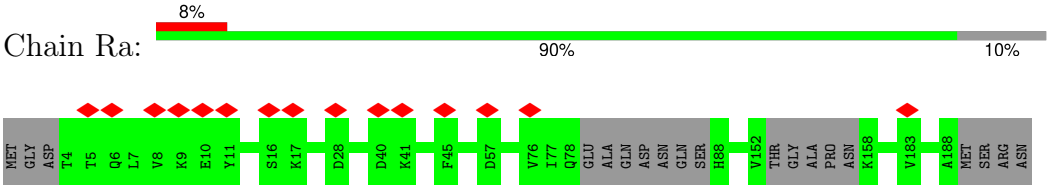

• Molecule 4: DUF228 domain-containing protein

Chain Rb:

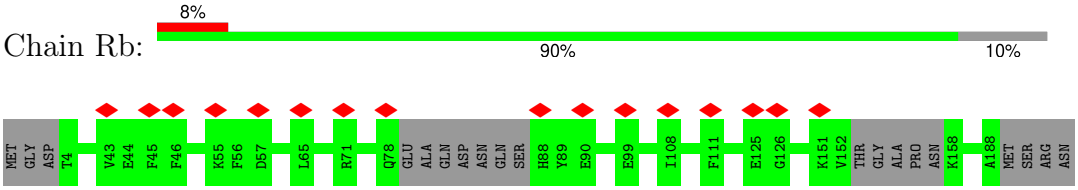

• Molecule 4: DUF228 domain-containing protein

Chain Rc:

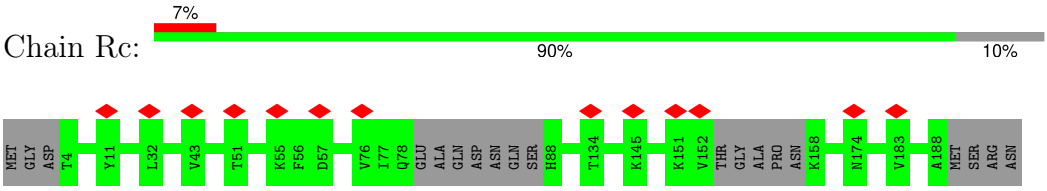

- Molecule 4: DUF228 domain-containing protein

Chain Vs:

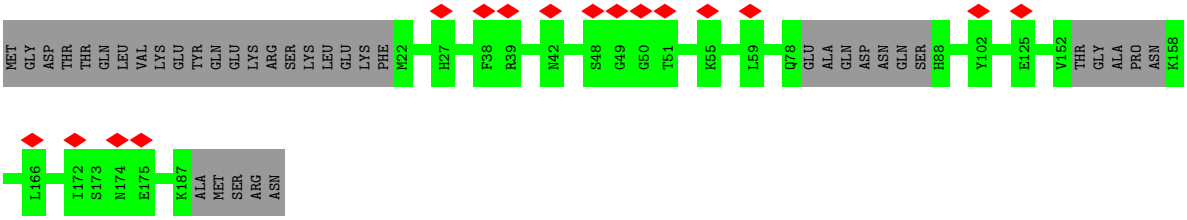

- Molecule 4: DUF228 domain-containing protein

Chain Vt:

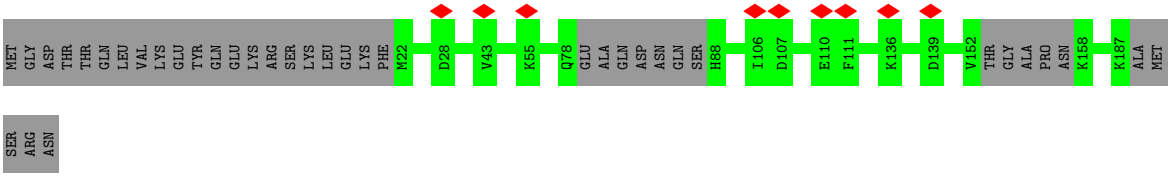

- Molecule 4: DUF228 domain-containing protein

Chain Vu:

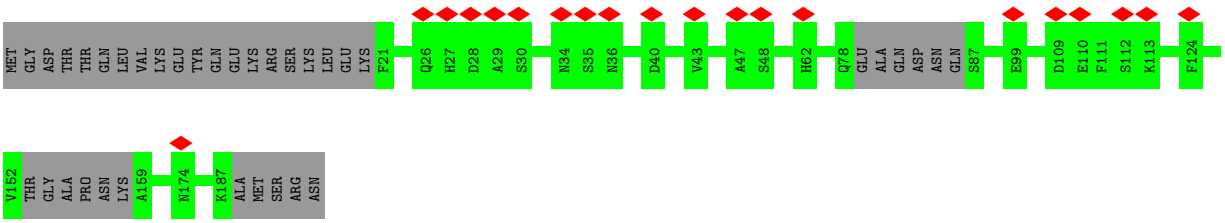

- Molecule 4: DUF228 domain-containing protein

Chain Vv:

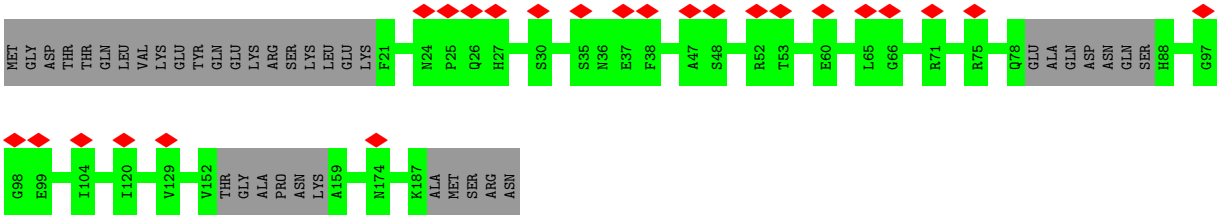

- Molecule 4: DUF228 domain-containing protein

Chain Vw:

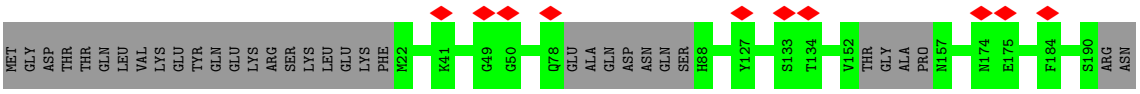

• Molecule 4: DUF228 domain-containing protein

Chain Vx:

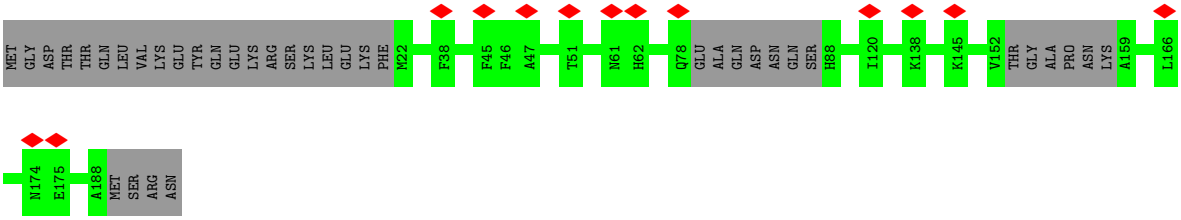

• Molecule 4: DUF228 domain-containing protein

Chain Vy:

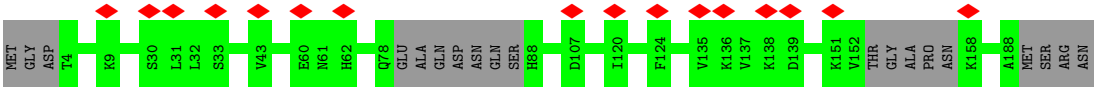

• Molecule 4: DUF228 domain-containing protein

Chain Vz:

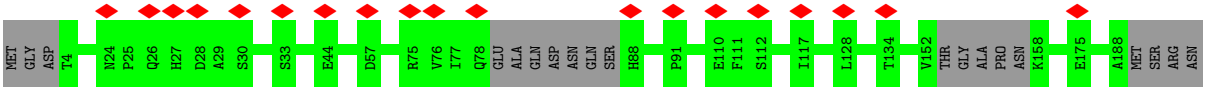

• Molecule 4: DUF228 domain-containing protein

Chain WA:

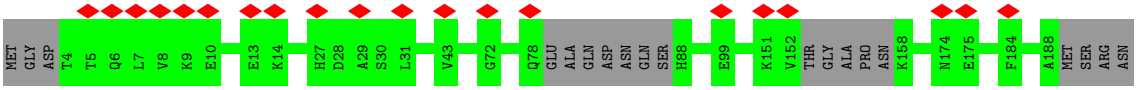

• Molecule 4: DUF228 domain-containing protein

Chain WB:

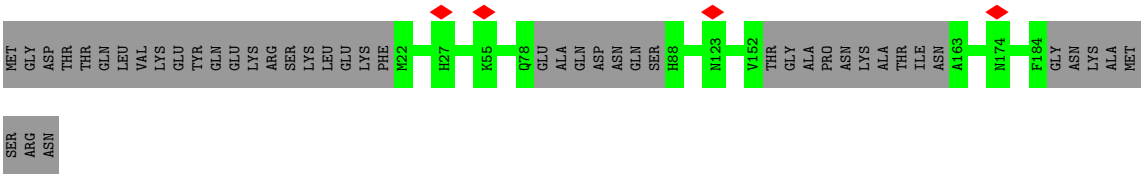

• Molecule 4: DUF228 domain-containing protein

Chain WC:

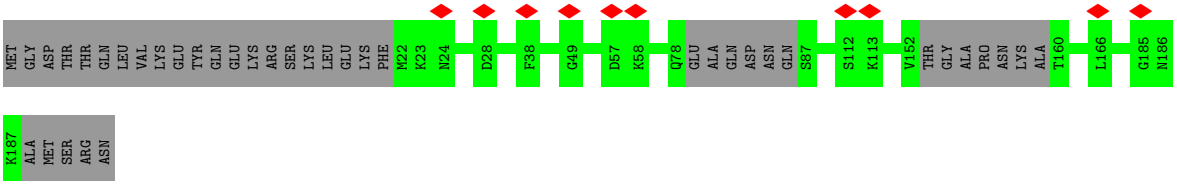

• Molecule 4: DUF228 domain-containing protein

Chain WD:

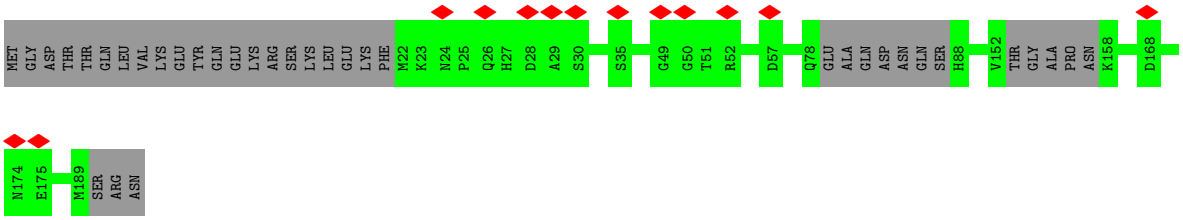

• Molecule 4: DUF228 domain-containing protein

Chain WE:

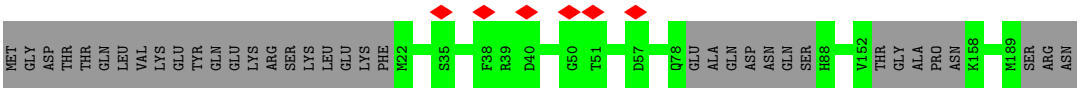

• Molecule 4: DUF228 domain-containing protein

Chain WF:

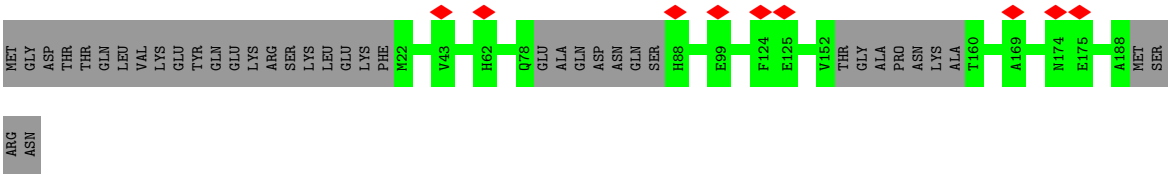

• Molecule 4: DUF228 domain-containing protein

Chain WG:

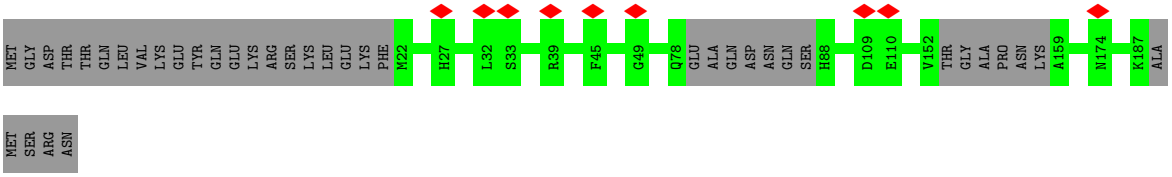

• Molecule 4: DUF228 domain-containing protein

Chain WH:

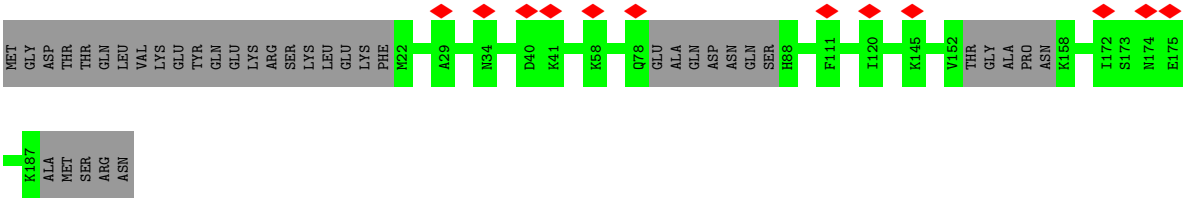

• Molecule 4: DUF228 domain-containing protein

Chain WI:

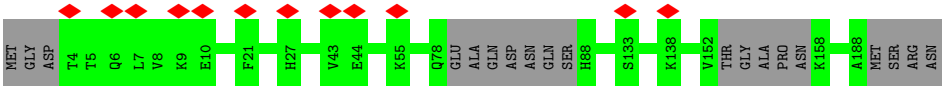

• Molecule 4: DUF228 domain-containing protein

Chain WJ:

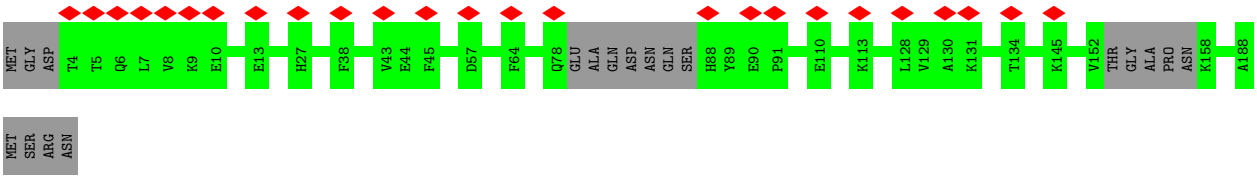

• Molecule 4: DUF228 domain-containing protein

Chain WK:



• Molecule 4: DUF228 domain-containing protein

Chain WL:

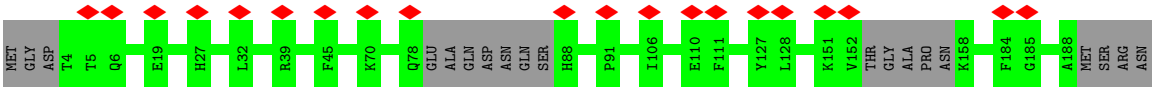

• Molecule 4: DUF228 domain-containing protein

Chain WM:

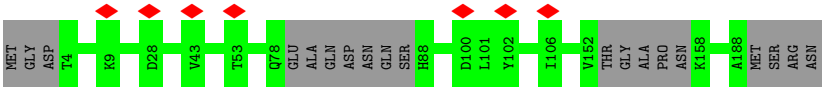

• Molecule 4: DUF228 domain-containing protein

Chain WN:

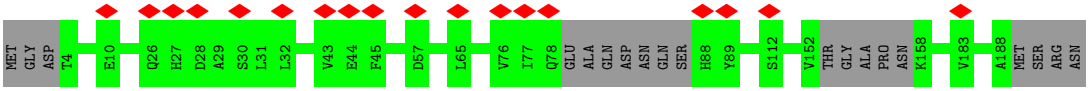

• Molecule 4: DUF228 domain-containing protein

Chain WO:

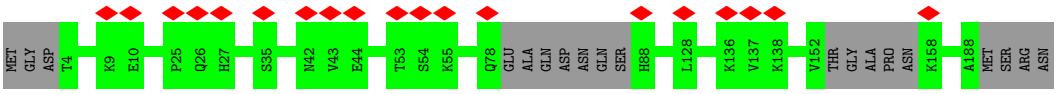

• Molecule 4: DUF228 domain-containing protein

Chain WP:

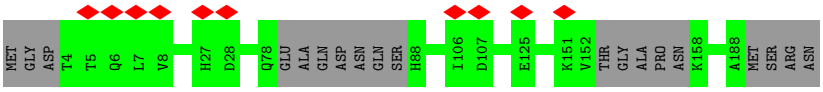

• Molecule 4: DUF228 domain-containing protein

Chain WQ:

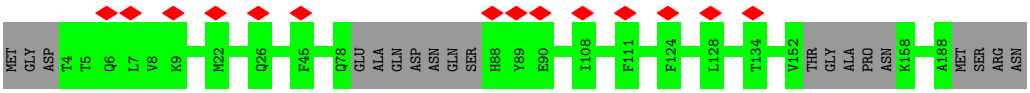

• Molecule 4: DUF228 domain-containing protein

Chain WR:

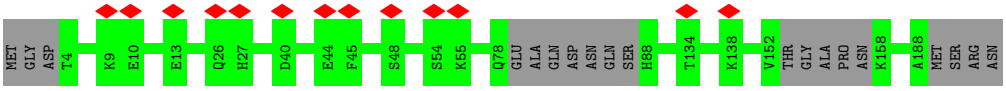

• Molecule 5: Scaffold protein

Chain DK:

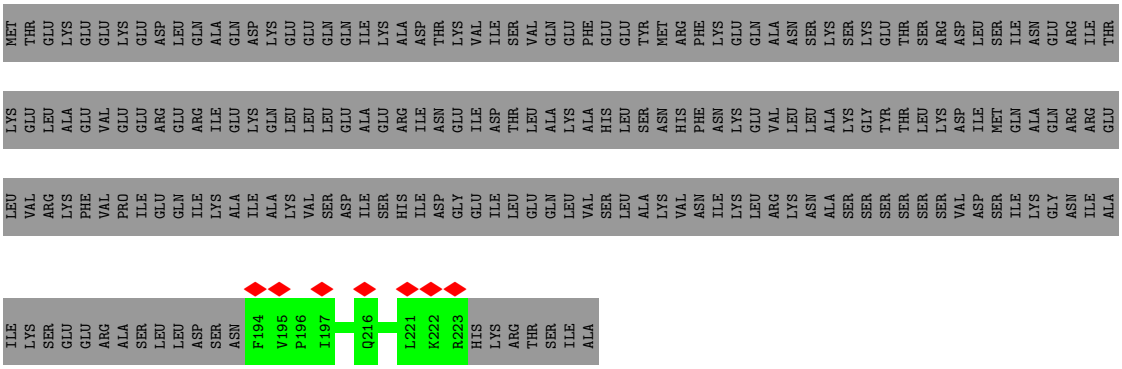

• Molecule 5: Scaffold protein

Chain DL: 16% 84%

MET THR GLU LYS GLU GLU LYS GLU ASP LEU GLN ALA GLN ASP LYS GLU GLU GLN GLN ILE LYS ALA ASP THR LYS VAL ILE SER VAL GLN GLU PHE GLU GLU TYR MET ARG PHE LYS GLU GLN ALA ASN SER LYS SER LYS GLU THR SER ARG ASP LEU SER ILE ASN GLU ARG ILE THR

LYS GLU LEU ALA GLU VAL GLU GLU ARG GLU ARG ILE GLU LYS GLN LEU LEU LEU GLU ALA GLU ARG ILE ASN GLU ILE ASP THR LEU ALA LYS ALA HIS LEU SER ASN HIS PHE ASN LYS GLU VAL LEU LEU ALA LYS GLY TYR THR LEU LYS ASP ILE MET GLN ALA GLN ARG ARG GLU

LEU VAL ARG LYS PHE VAL PRO ILE GLU GLN ILE LYS ALA ILE ALA LYS VAL SER ASP ILE SER HIS ILE ASP GLY GLU ILE LEU GLU GLN LEU VAL SER LEU ALA LYS VAL ASN ILE LYS LEU ARG LYS ASN ALA SER SER SER SER SER VAL ASP SER ILE LYS GLY ASN ILE ALA

ILE LYS SER GLU GLU ARG A187 D191 S192 N193 L221 K222 R223 HIS LYS ARG THR SER ILE ALA

- Molecule 5: Scaffold protein

Chain DM: 16% 84%

MET THR GLU LYS GLU GLU LYS GLU ASP LEU GLN ALA GLN ASP LYS GLU GLU GLN GLN ILE LYS ALA ASP THR LYS VAL ILE SER VAL GLN GLU PHE GLU GLU TYR MET ARG PHE LYS GLU GLN ALA ASN SER LYS SER LYS GLU THR SER ARG ASP LEU SER ILE ASN GLU ARG ILE THR

LYS GLU LEU ALA GLU VAL GLU GLU ARG GLU ARG ILE GLU LYS GLN LEU LEU LEU GLU ALA GLU ARG ILE ASN GLU ILE ASP THR LEU ALA LYS ALA HIS LEU SER ASN HIS PHE ASN LYS GLU VAL LEU LEU ALA LYS GLY TYR THR LEU LYS ASP ILE MET GLN ALA GLN ARG ARG GLU

LEU VAL ARG LYS PHE VAL PRO ILE GLU GLN ILE LYS ALA ILE ALA LYS VAL SER ASP ILE SER HIS ILE ASP GLY GLU ILE LEU GLU GLN LEU VAL SER LEU ALA LYS VAL ASN ILE LYS LEU ARG LYS ASN ALA SER SER SER SER SER VAL ASP SER ILE LYS GLY ASN ILE ALA

ILE LYS SER GLU GLU ARG A187 S188 L189 L190 D191 S192 N193 F194 V195 F199 R223 HIS LYS ARG THR SER ILE ALA

- Molecule 5: Scaffold protein

Chain DN: 7% 16% 84%

MET THR GLU LYS GLU GLU LYS GLU ASP LEU GLN ALA GLN ASP LYS GLU GLU GLN GLN ILE LYS ALA ASP THR LYS VAL ILE SER VAL GLN GLU PHE GLU GLU TYR MET ARG PHE LYS GLU GLN ALA ASN SER LYS SER LYS GLU THR SER ARG ASP LEU SER ILE ASN GLU ARG ILE THR

LYS GLU LEU ALA GLU VAL GLU GLU ARG GLU ARG ILE GLU LYS GLN LEU LEU LEU GLU ALA GLU ARG ILE ASN GLU ILE ASP THR LEU ALA LYS ALA HIS LEU SER ASN HIS PHE ASN LYS GLU VAL LEU LEU ALA LYS GLY TYR THR LEU LYS ASP ILE MET GLN ALA GLN ARG ARG GLU

LEU VAL ARG LYS PHE VAL PRO ILE GLU GLN ILE LYS ALA ILE ALA LYS VAL SER ASP ILE SER HIS ILE ASP GLY GLU ILE LEU GLU GLN LEU VAL SER LEU ALA LYS VAL ASN ILE LYS LEU ARG LYS ASN ALA SER SER SER SER SER VAL ASP SER ILE LYS GLY ASN ILE ALA

ILE LYS SER GLU GLU ARG A187 L190 D191 S192 N193 F194 V195 F199 T200 E201 Q216 E219 N220 L221 K222 R223 HIS LYS ARG THR SER ILE ALA

- Molecule 5: Scaffold protein

Chain DO: 16% 84%

MET THR GLU LYS GLU GLU LYS GLU ASP LEU GLN ALA GLN ASP LYS GLU GLU GLN GLN ILE LYS ALA ASP THR LYS VAL ILE SER VAL GLN GLU PHE GLU GLU TYR MET ARG PHE LYS GLU GLN ALA ASN SER LYS SER LYS GLU THR SER ARG ASP LEU SER ILE ASN GLU ARG ILE THR



• Molecule 5: Scaffold protein

Chain DP:

• Molecule 5: Scaffold protein

Chain DQ:

• Molecule 5: Scaffold protein

Chain DR:

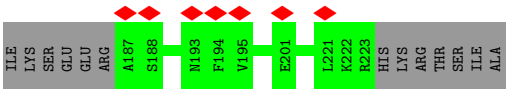

• Molecule 5: Scaffold protein

Chain DS:



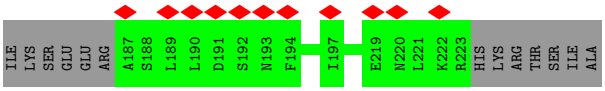

• Molecule 5: Scaffold protein

Chain DT:

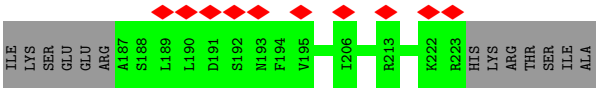

• Molecule 5: Scaffold protein

Chain DU:

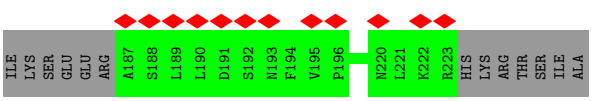

• Molecule 5: Scaffold protein

Chain DV:

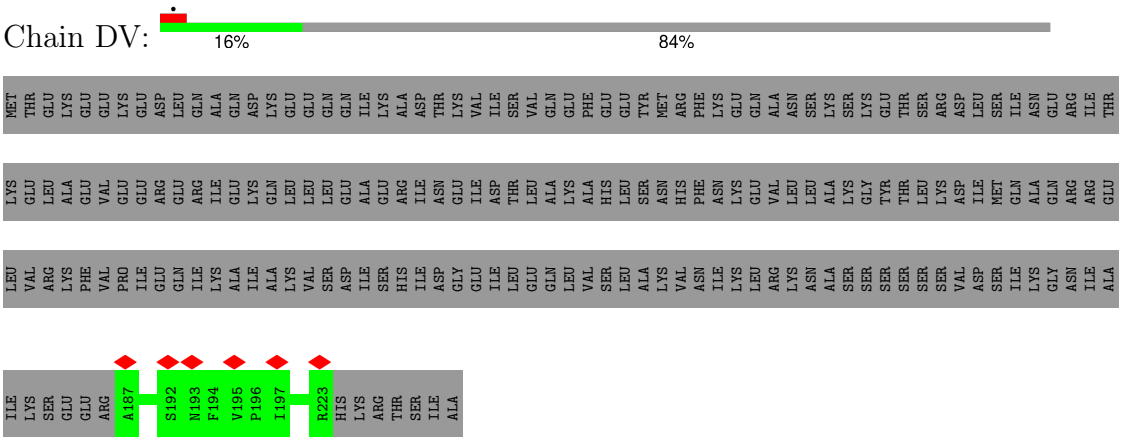

- Molecule 5: Scaffold protein

Chain DW:

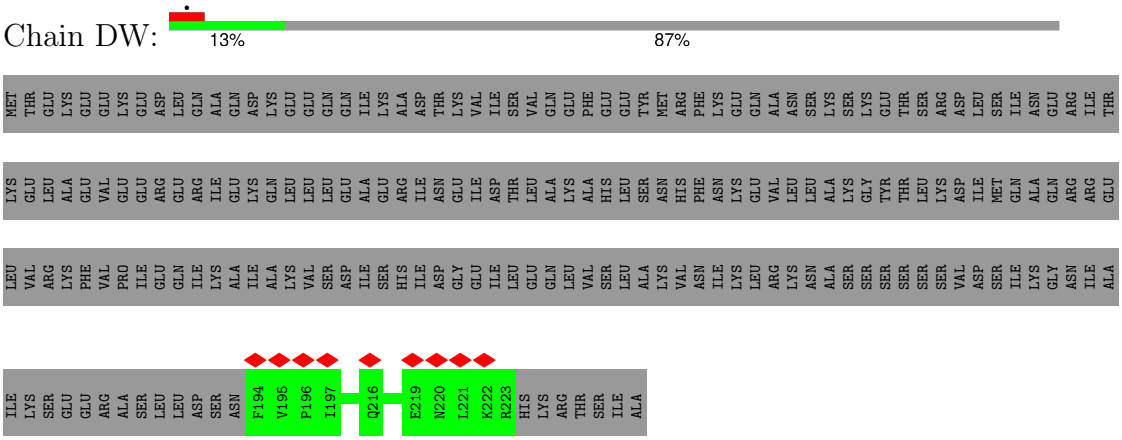

- Molecule 5: Scaffold protein

Chain DX:

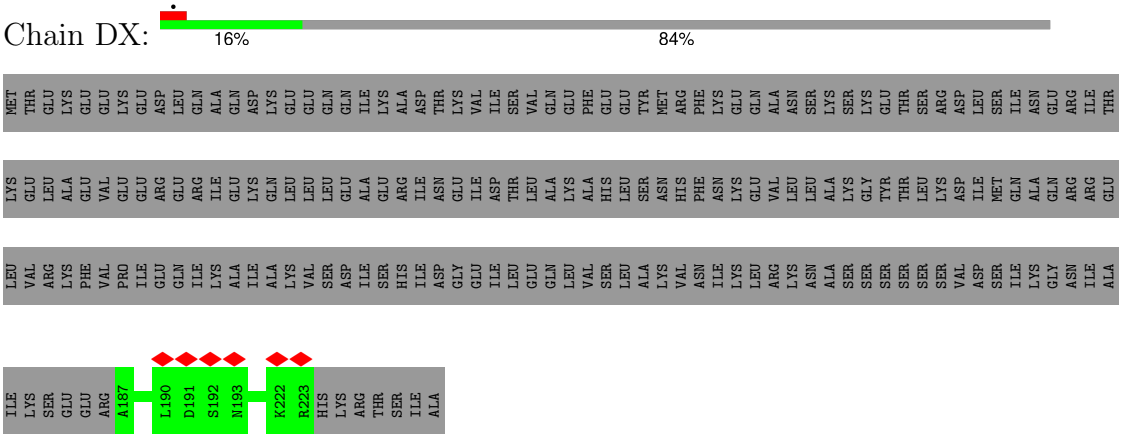

- Molecule 5: Scaffold protein

Chain DY:





• Molecule 5: Scaffold protein

Chain DZ:



• Molecule 5: Scaffold protein

Chain Da:

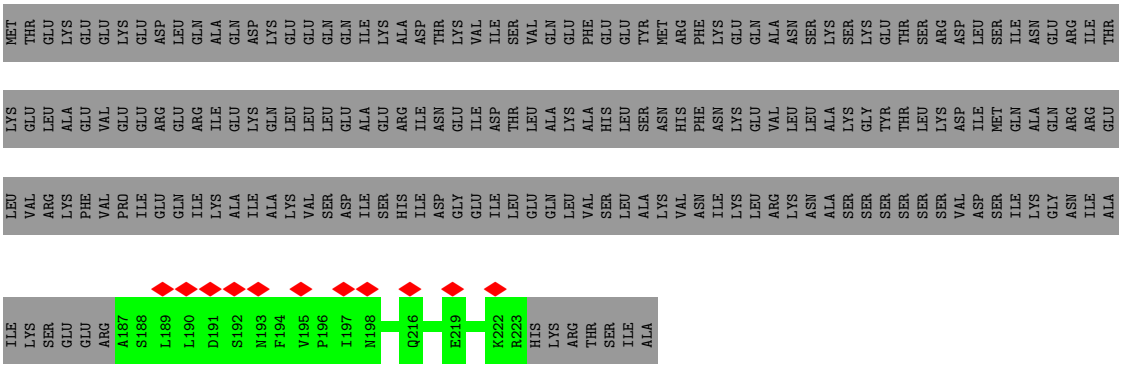

• Molecule 5: Scaffold protein

Chain Db:

• Molecule 5: Scaffold protein

Chain Dc:



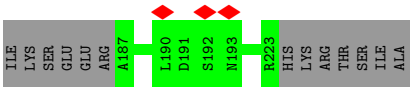

• Molecule 5: Scaffold protein

Chain Dd:

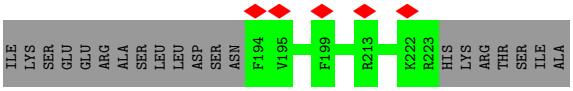

• Molecule 5: Scaffold protein

Chain De:

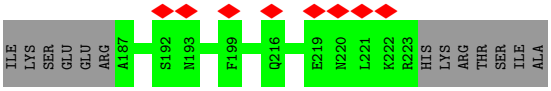

• Molecule 5: Scaffold protein

Chain Df:

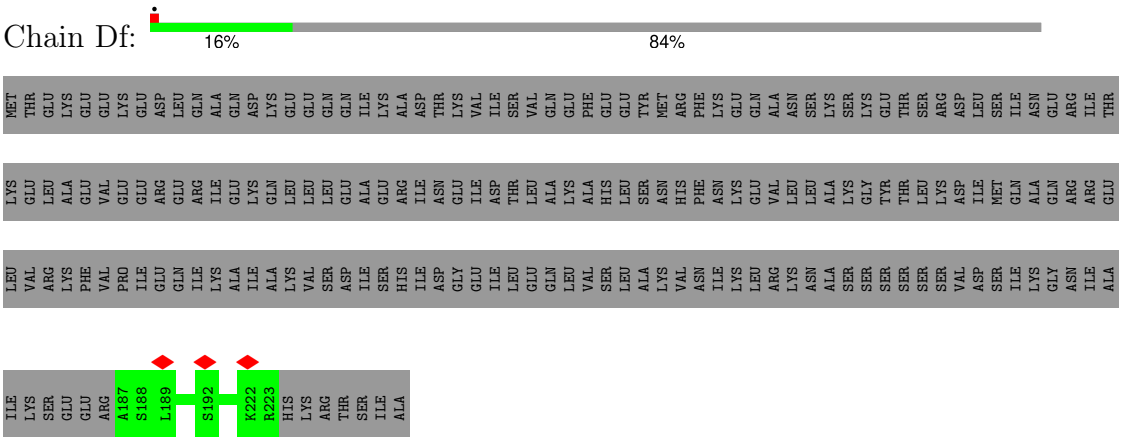

- Molecule 5: Scaffold protein

Chain Dg:

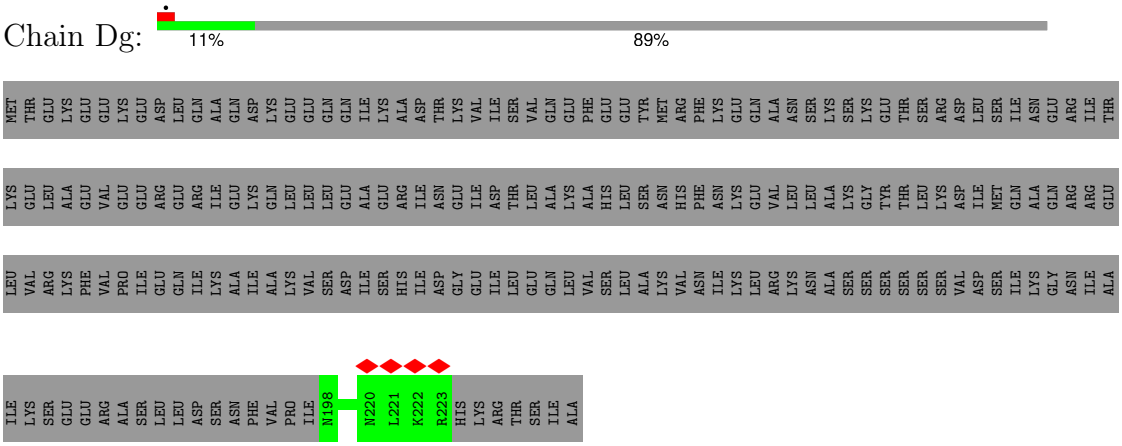

- Molecule 5: Scaffold protein

Chain Dh:

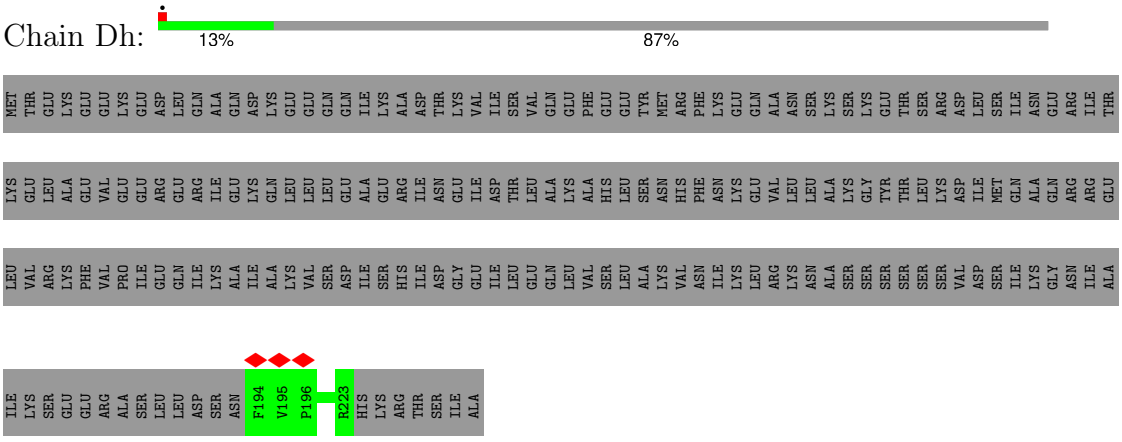

- Molecule 5: Scaffold protein

Chain Di:



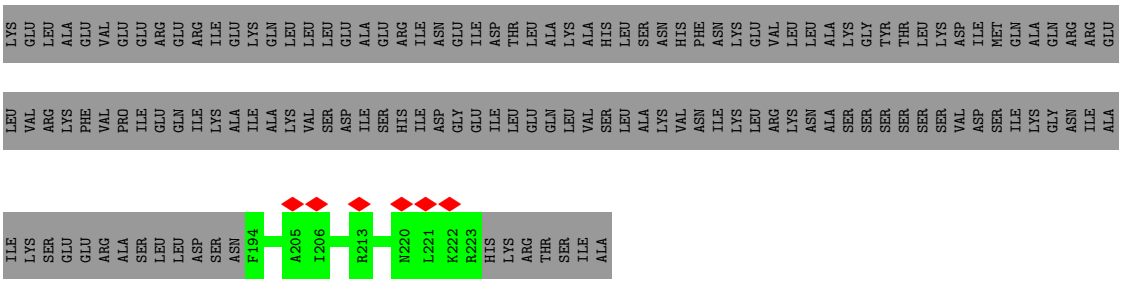

• Molecule 5: Scaffold protein

Chain Dj:

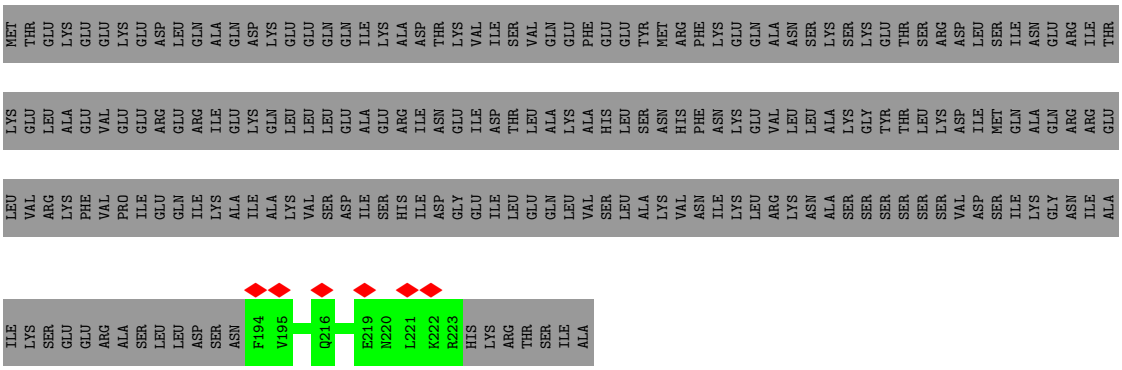

• Molecule 5: Scaffold protein

Chain Dk:



• Molecule 5: Scaffold protein

Chain Dl:

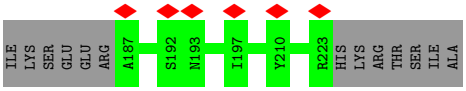

• Molecule 5: Scaffold protein

Chain Dm:



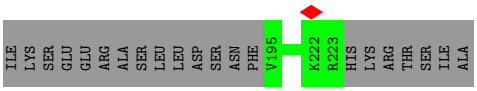

• Molecule 5: Scaffold protein

Chain Dn:

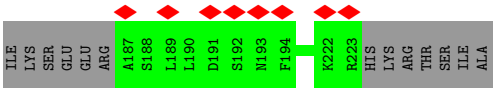

• Molecule 5: Scaffold protein

Chain Do:

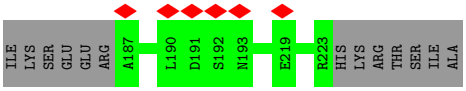

• Molecule 5: Scaffold protein

Chain Dp:



- Molecule 5: Scaffold protein

Chain Dq:



- Molecule 5: Scaffold protein

Chain Dr:

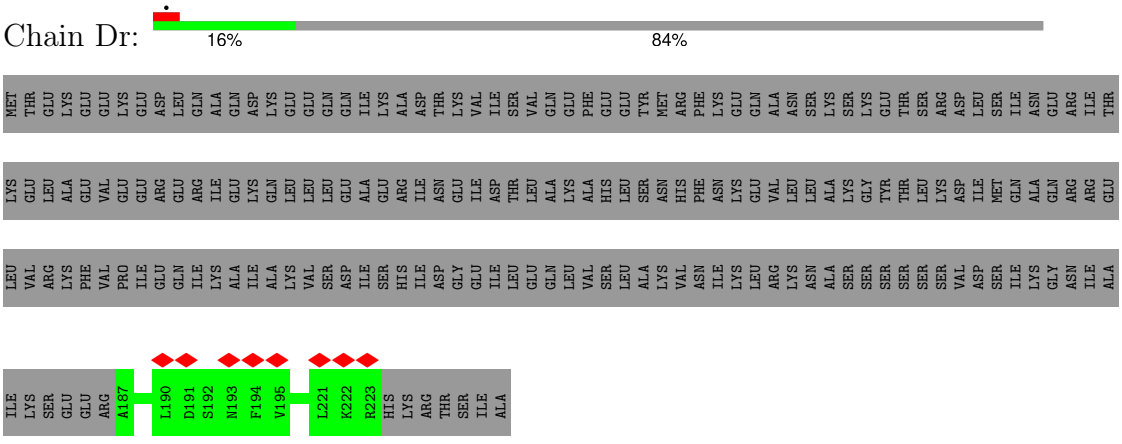

- Molecule 5: Scaffold protein

Chain Ds:





• Molecule 5: Scaffold protein

Chain Dt:

• Molecule 5: Scaffold protein

Chain Du:



• Molecule 5: Scaffold protein

Chain Dv:

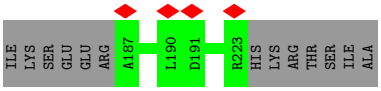

• Molecule 5: Scaffold protein

Chain Dw:



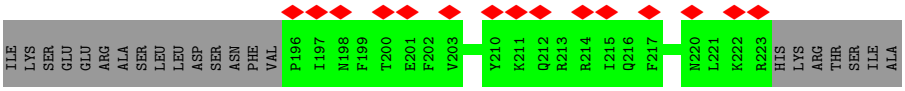

• Molecule 5: Scaffold protein

Chain Dx:

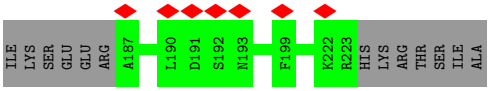

• Molecule 5: Scaffold protein

Chain Dy:

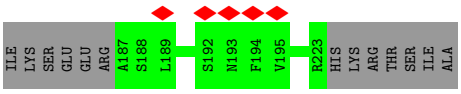

• Molecule 5: Scaffold protein

Chain Dz:



• Molecule 5: Scaffold protein

Chain EA:



• Molecule 5: Scaffold protein

Chain EB:

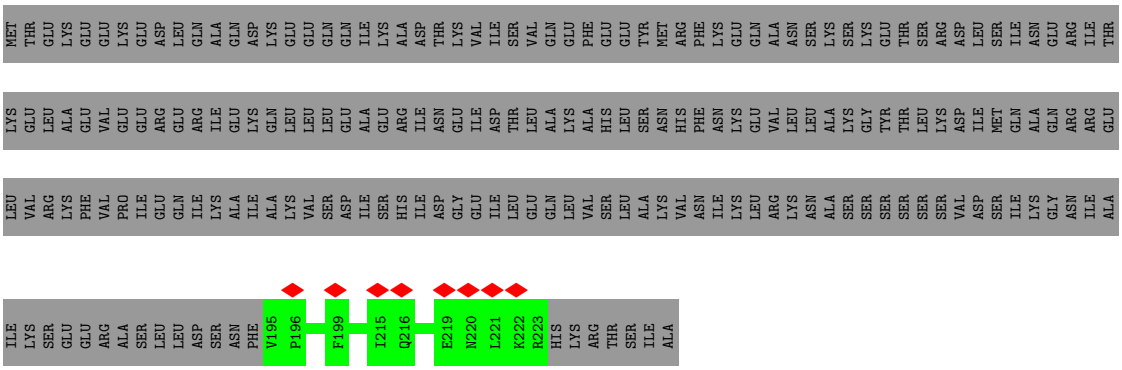

• Molecule 5: Scaffold protein

Chain EC:



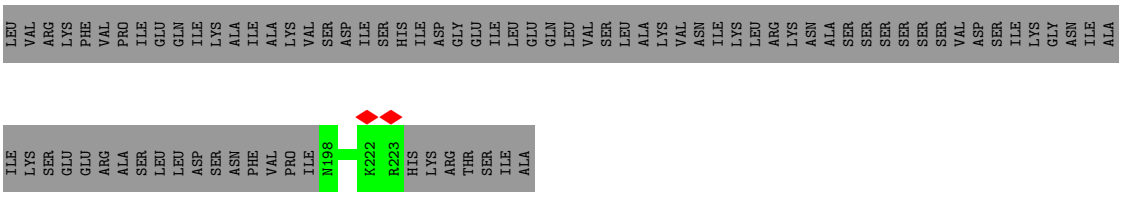

- Molecule 5: Scaffold protein

Chain ED:



- Molecule 5: Scaffold protein

Chain EE:

- Molecule 5: Scaffold protein

Chain EF:



- Molecule 5: Scaffold protein

Chain EG:

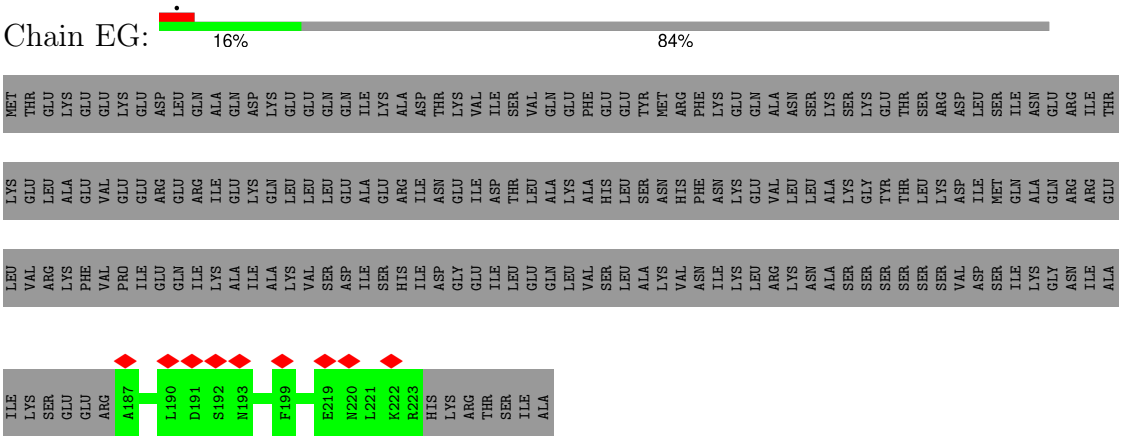

- Molecule 5: Scaffold protein

Chain EH:

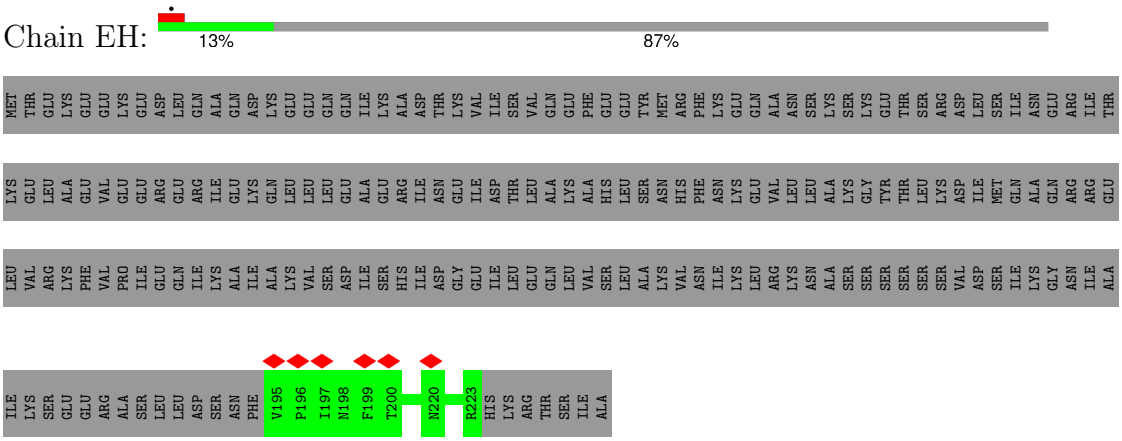

- Molecule 5: Scaffold protein

Chain EI:



- Molecule 5: Scaffold protein

Chain EJ:

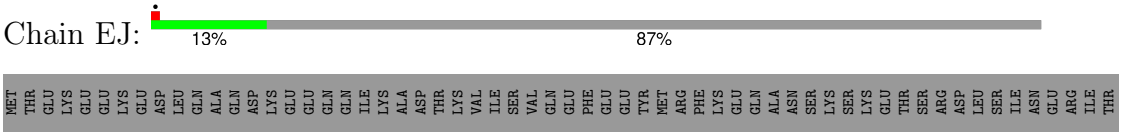



• Molecule 5: Scaffold protein

Chain EK: 13% 87%



• Molecule 5: Scaffold protein

Chain EL: 17% 83%



• Molecule 5: Scaffold protein

Chain EM: 16% 84%

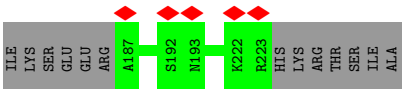

• Molecule 5: Scaffold protein

Chain EN:



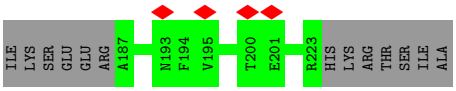

• Molecule 5: Scaffold protein

Chain EO:

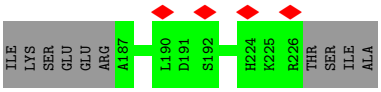

• Molecule 5: Scaffold protein

Chain EP:

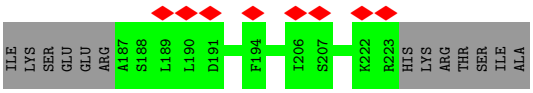

• Molecule 5: Scaffold protein

Chain EQ:

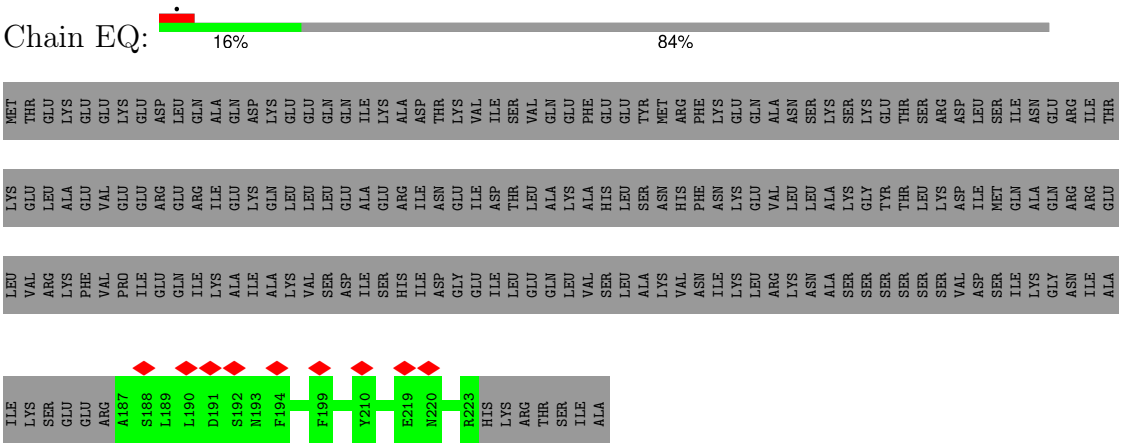

- Molecule 5: Scaffold protein

Chain ER:

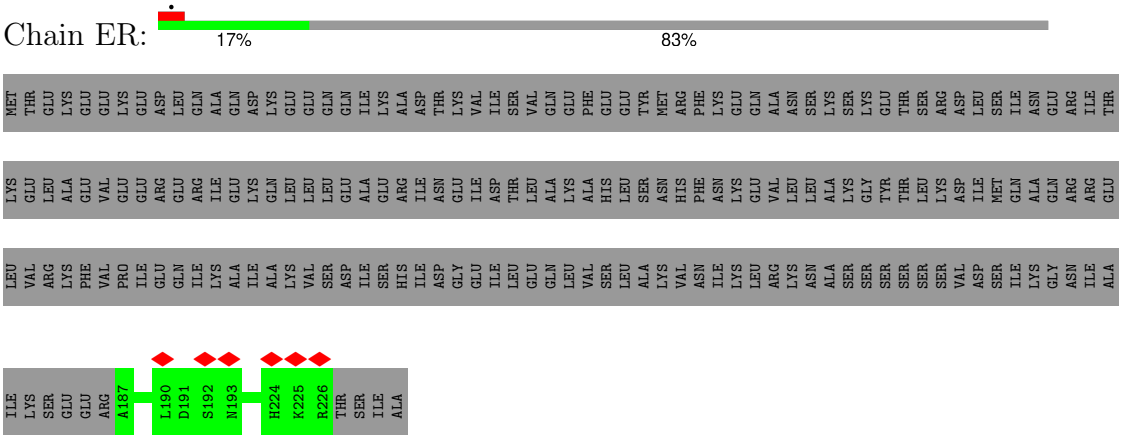

- Molecule 5: Scaffold protein

Chain ES:

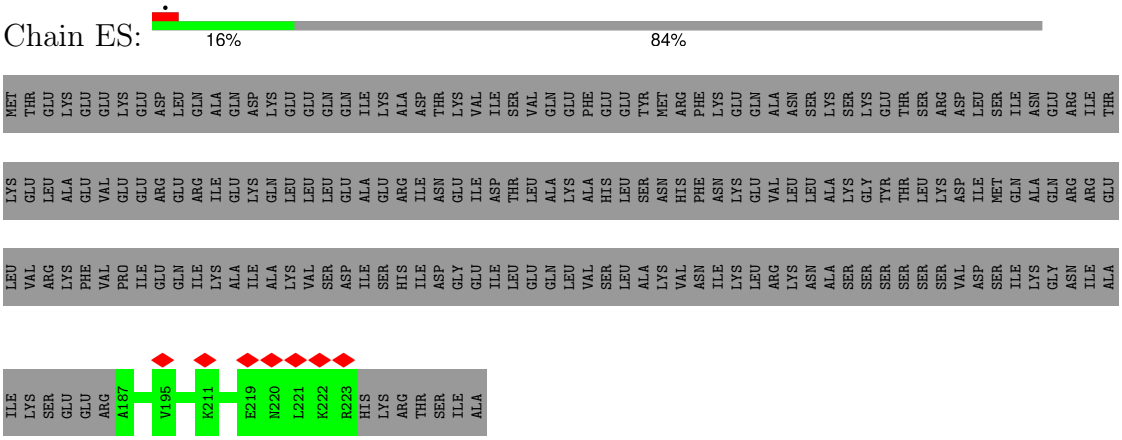

- Molecule 5: Scaffold protein

Chain ET:





• Molecule 5: Scaffold protein

Chain EU:

• Molecule 5: Scaffold protein

Chain EV:



• Molecule 5: Scaffold protein

Chain EW:

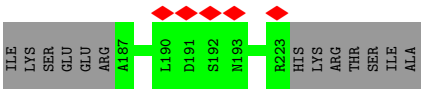

• Molecule 5: Scaffold protein

Chain EX:



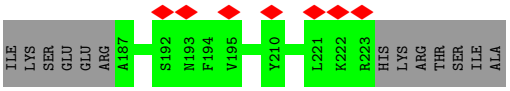

• Molecule 5: Scaffold protein

Chain EY:

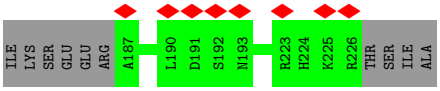

• Molecule 5: Scaffold protein

Chain EZ:

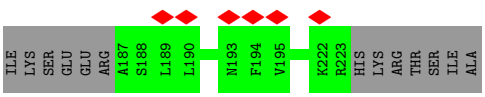

• Molecule 5: Scaffold protein

Chain Ea:



- Molecule 5: Scaffold protein

Chain Eb:

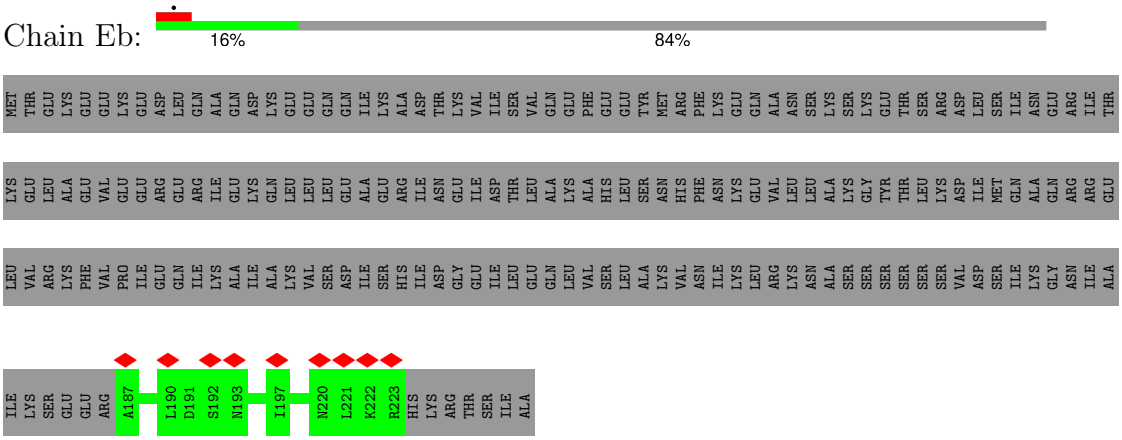

- Molecule 5: Scaffold protein

Chain Ec:

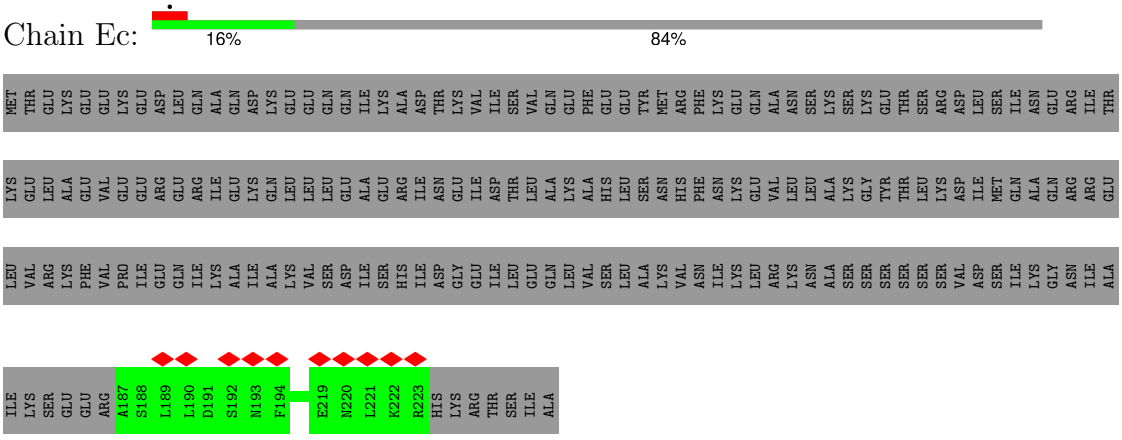

- Molecule 5: Scaffold protein

Chain Ed:

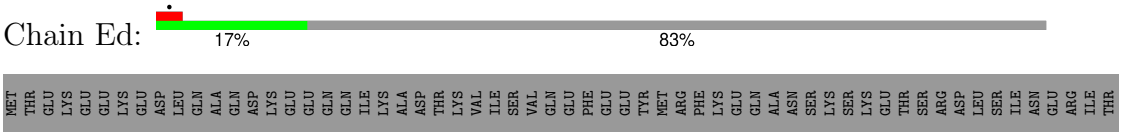



• Molecule 5: Scaffold protein

Chain Ee:

• Molecule 5: Scaffold protein

Chain Ef:

• Molecule 5: Scaffold protein

Chain Eg:

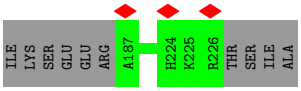

• Molecule 5: Scaffold protein

Chain Eh:



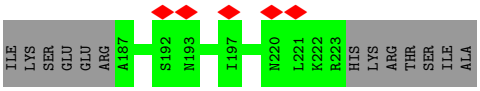

• Molecule 5: Scaffold protein

Chain Ei:

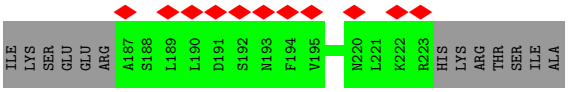

• Molecule 5: Scaffold protein

Chain Ej:

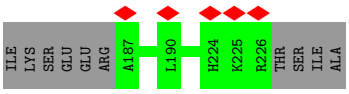

• Molecule 5: Scaffold protein

Chain Ek:

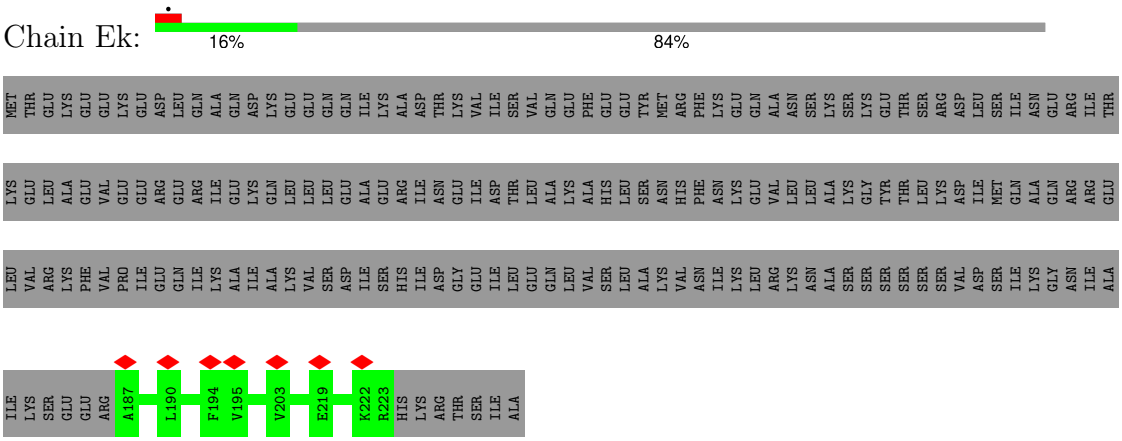

- Molecule 5: Scaffold protein

Chain El:

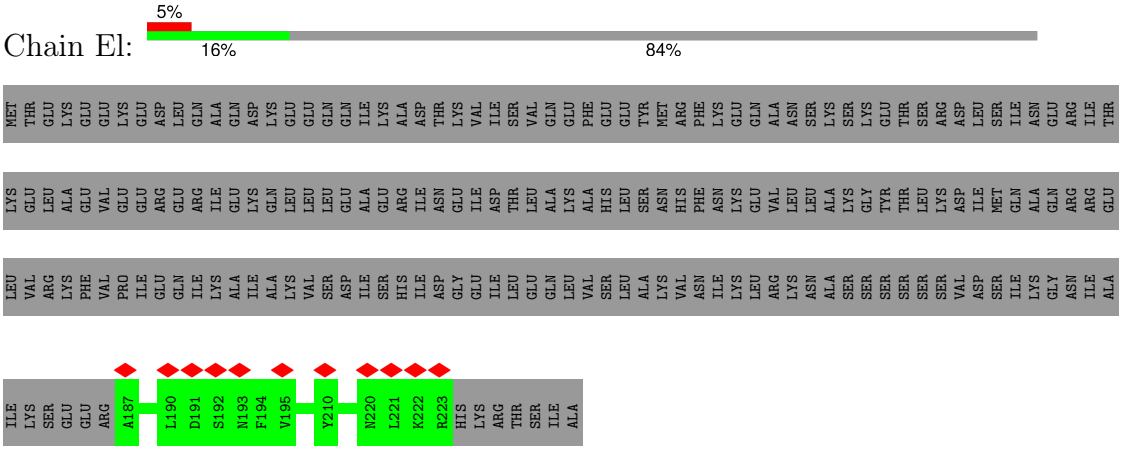

- Molecule 5: Scaffold protein

Chain Em:

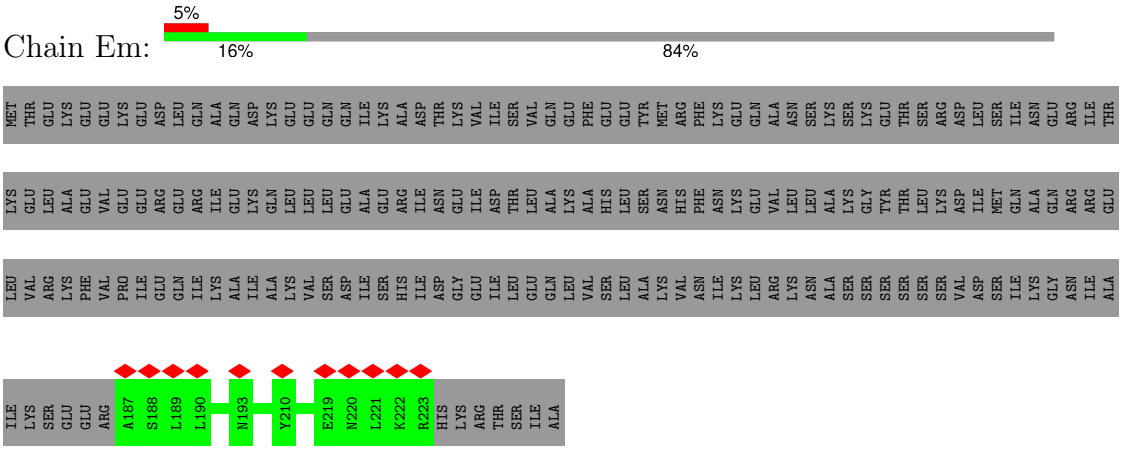

- Molecule 5: Scaffold protein

Chain En:





• Molecule 5: Scaffold protein

Chain Eo:



• Molecule 5: Scaffold protein

Chain Hz:

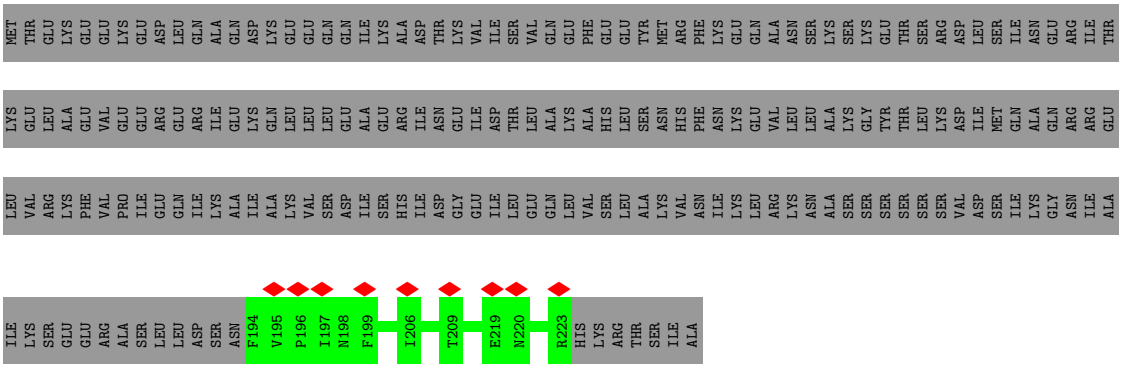

• Molecule 5: Scaffold protein

Chain IA:

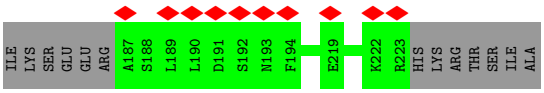

• Molecule 5: Scaffold protein

Chain IB:



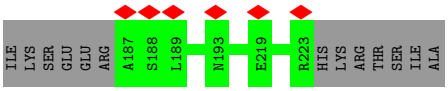

• Molecule 5: Scaffold protein

Chain IC:

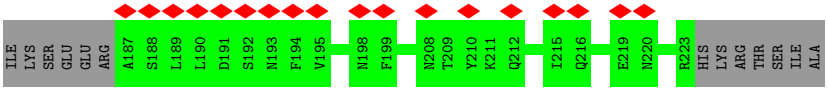

• Molecule 5: Scaffold protein

Chain ID:

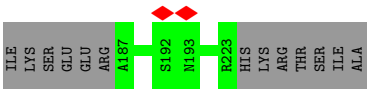

• Molecule 5: Scaffold protein

Chain IE:



- Molecule 5: Scaffold protein

Chain IF:

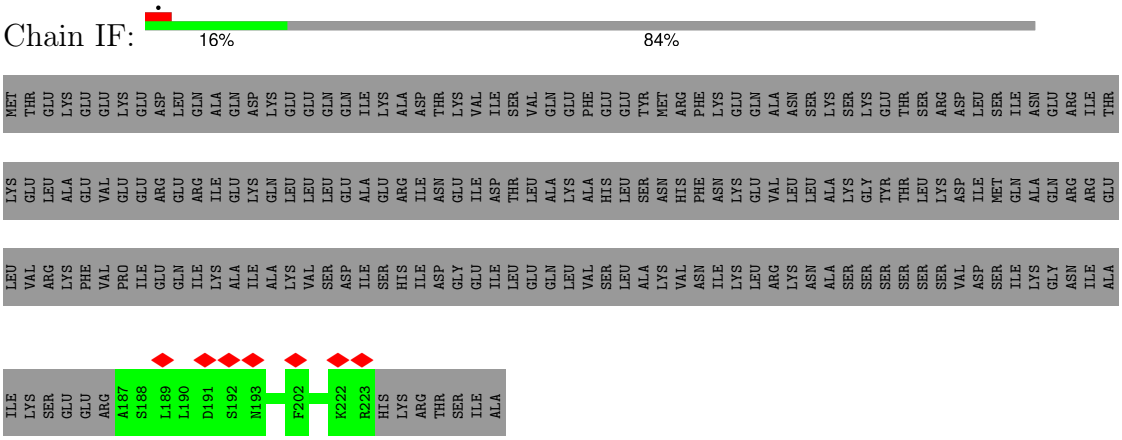

- Molecule 5: Scaffold protein

Chain IG:

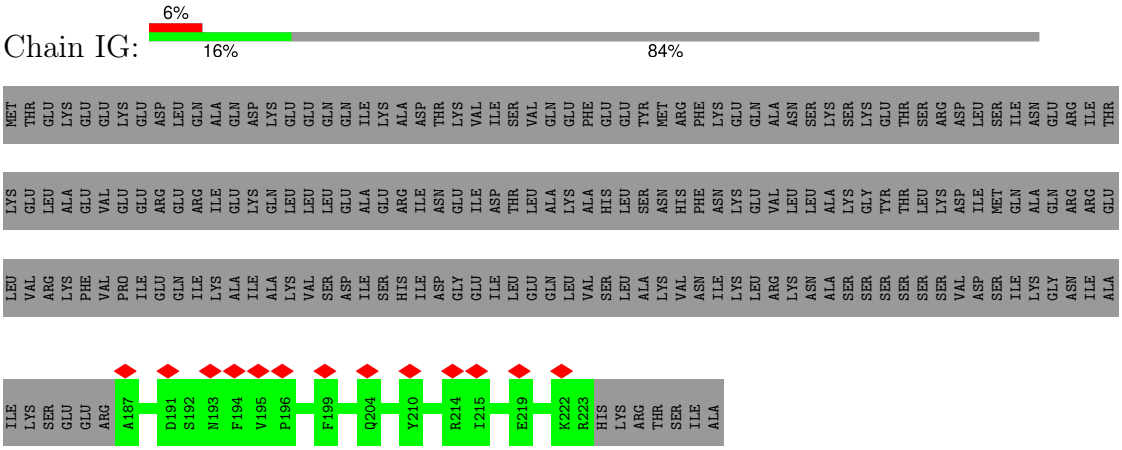

- Molecule 5: Scaffold protein

Chain IH:





• Molecule 5: Scaffold protein

Chain II:

• Molecule 5: Scaffold protein

Chain IJ:



• Molecule 5: Scaffold protein

Chain IK:

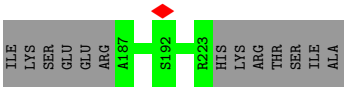

- Molecule 5: Scaffold protein

Chain IL:



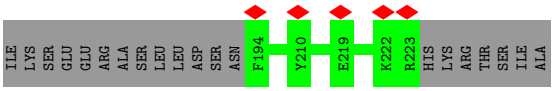

- Molecule 5: Scaffold protein

Chain IM:

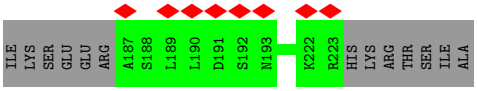

- Molecule 5: Scaffold protein

Chain IN:

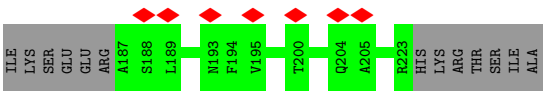

- Molecule 5: Scaffold protein

Chain IO:



- Molecule 5: Scaffold protein

Chain IP:

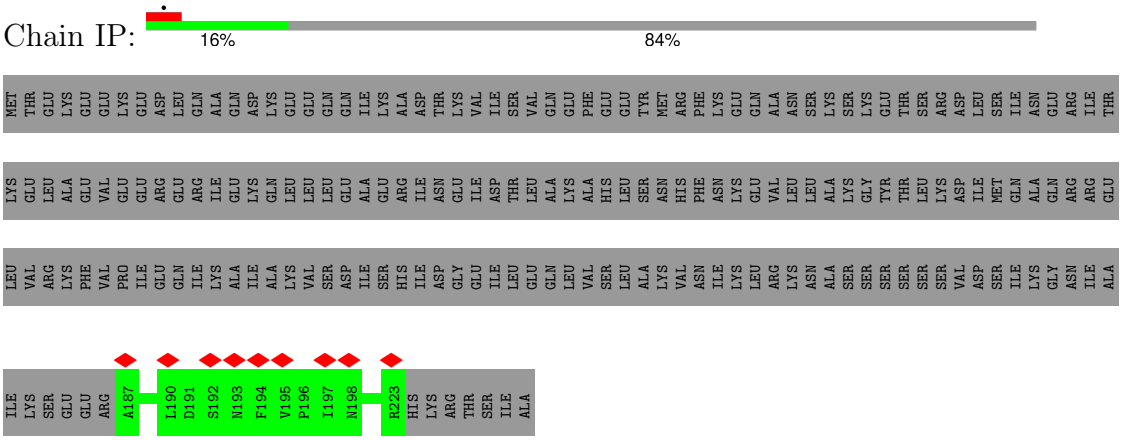

- Molecule 5: Scaffold protein

Chain IQ:

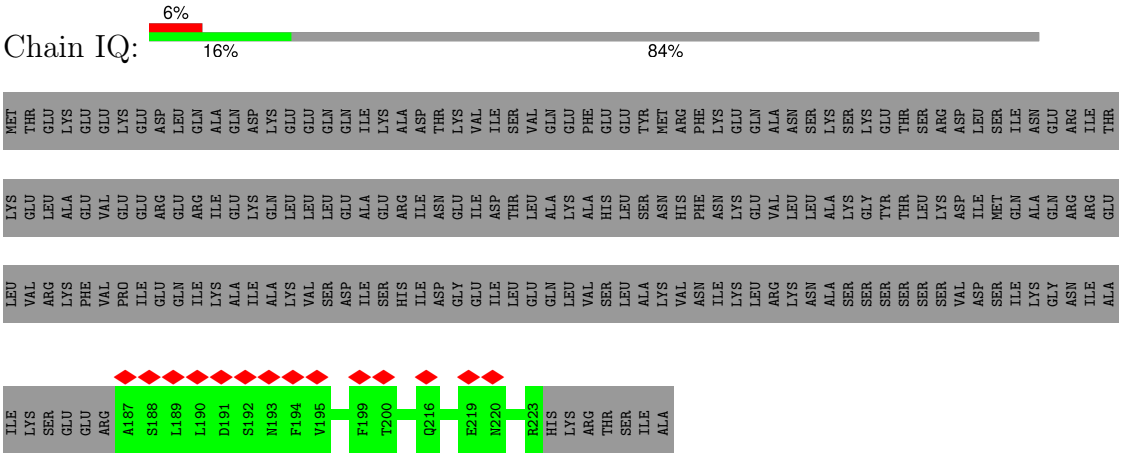

- Molecule 5: Scaffold protein

Chain IR:





• Molecule 5: Scaffold protein

Chain IS:

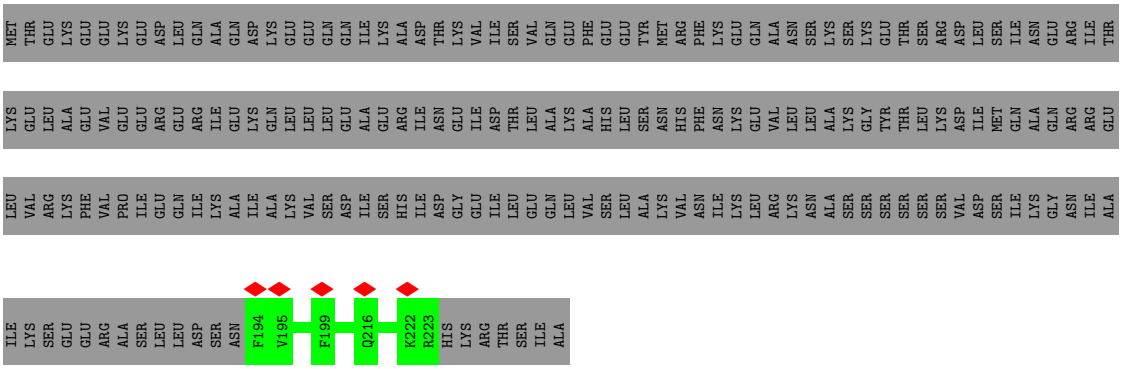

• Molecule 5: Scaffold protein

Chain IT:



• Molecule 5: Scaffold protein

Chain IU:

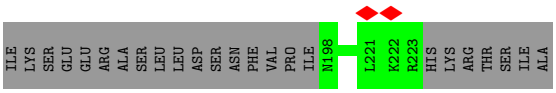

• Molecule 5: Scaffold protein

Chain IV:



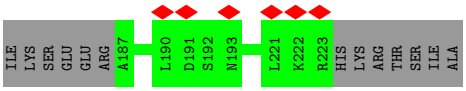

• Molecule 5: Scaffold protein

Chain IW:

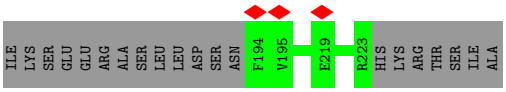

• Molecule 5: Scaffold protein

Chain IX:

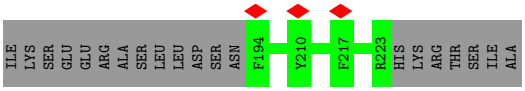

• Molecule 5: Scaffold protein

Chain IY:

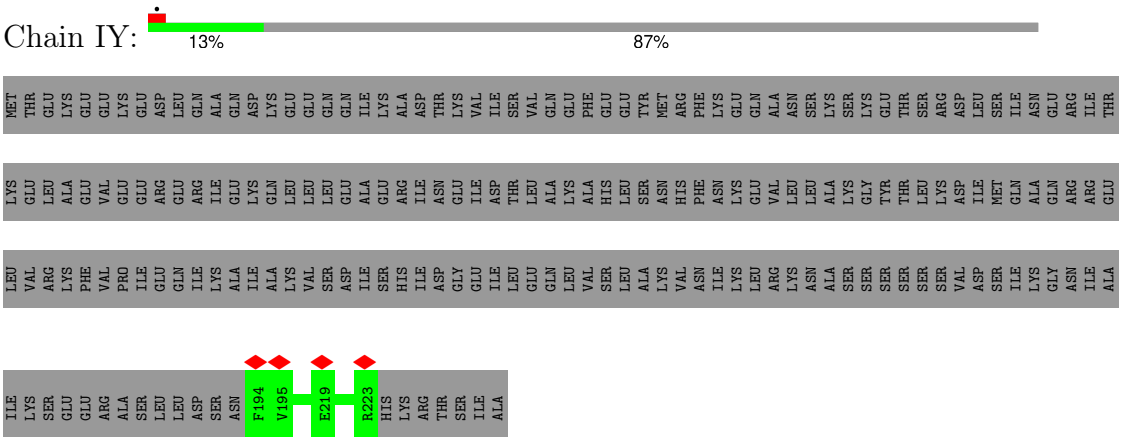

• Molecule 5: Scaffold protein

Chain IZ:



• Molecule 5: Scaffold protein

Chain Ia:



• Molecule 5: Scaffold protein

Chain Ib:

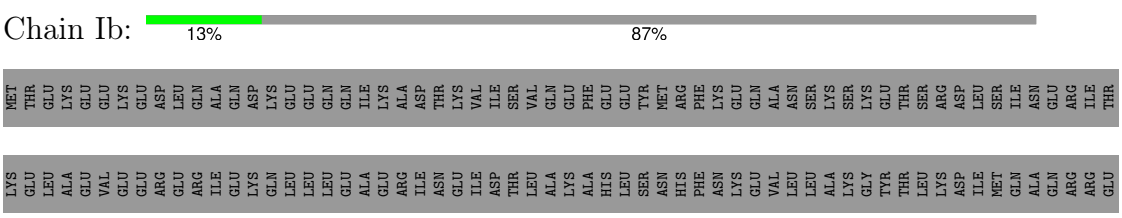



• Molecule 5: Scaffold protein

Chain Ic:



• Molecule 5: Scaffold protein

Chain Id:



• Molecule 5: Scaffold protein

Chain Ie:



- Molecule 5: Scaffold protein

Chain If:

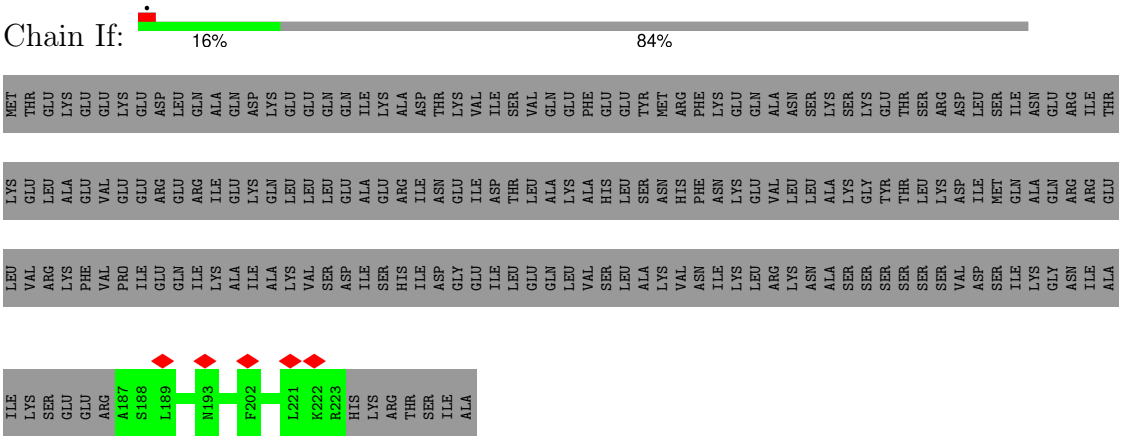

- Molecule 5: Scaffold protein

Chain Ig:

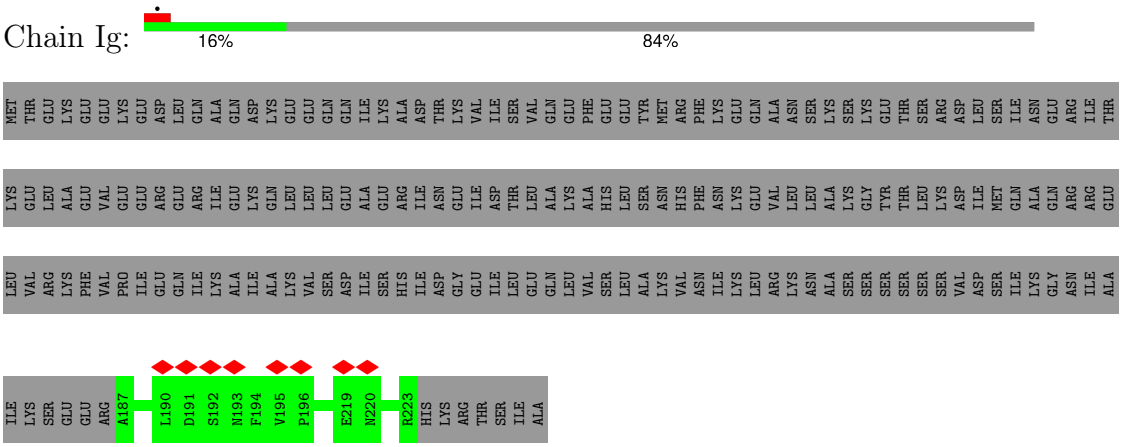

- Molecule 5: Scaffold protein

Chain Ih:

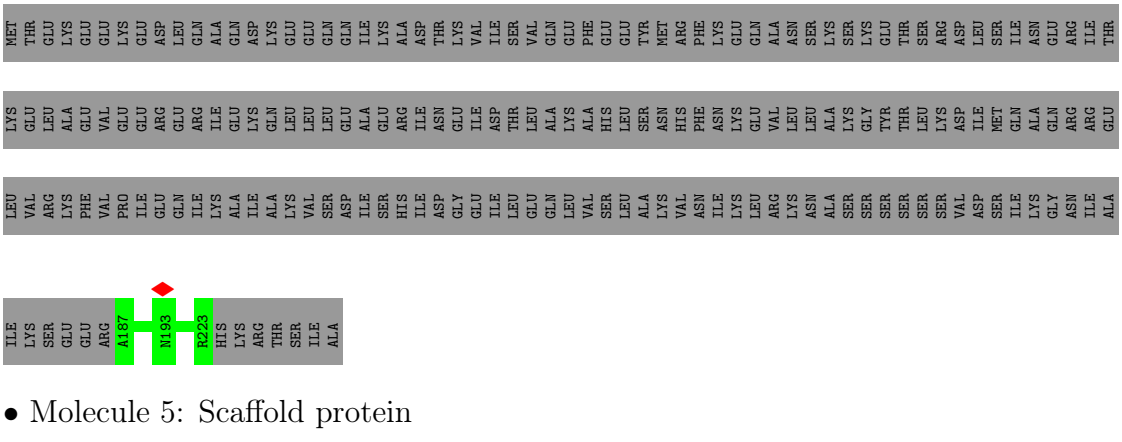

- Molecule 5: Scaffold protein

Chain Ii:





• Molecule 5: Scaffold protein

Chain Ij:



• Molecule 5: Scaffold protein

Chain Ik:



• Molecule 5: Scaffold protein

Chain Il:

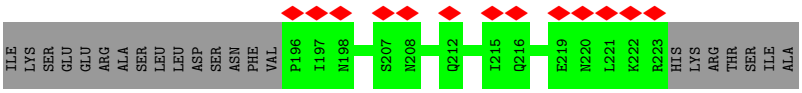

• Molecule 5: Scaffold protein

Chain Im:



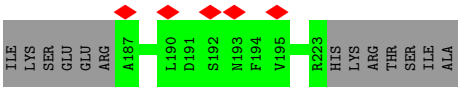

• Molecule 5: Scaffold protein

Chain In:

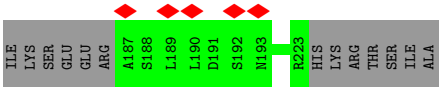

• Molecule 5: Scaffold protein

Chain Io:

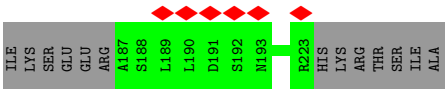

• Molecule 5: Scaffold protein

Chain Ip: 11% 89%

MET THR GLU LYS GLU GLU LYS GLU ASP LEU GLN ALA GLN ASP LYS GLU GLU GLN GLN ILE LYS ALA ASP THR LYS VAL ILE SER VAL GLN GLU PHE GLU GLU TYR MET ARG PHE LYS GLU GLN ALA ASN SER LYS SER LYS GLU THR SER ARG ASP LEU SER ILE ASN GLU ARG ILE THR

LYS GLU LEU ALA GLU VAL GLU GLU ARG GLU ARG ILE GLU LYS GLN LEU LEU LEU GLU ALA GLU ARG ILE ASN GLU ILE ASP THR LEU ALA LYS ALA HIS LEU SER ASN HIS PHE ASN LYS GLU VAL LEU LEU ALA LYS GLY TYR THR LEU LYS ASP ILE MET GLN ALA GLN ARG ARG GLU

LEU VAL ARG LYS PHE VAL PRO ILE GLU GLN ILE LYS ALA ILE ALA LYS VAL SER ASP ILE SER HIS ILE ASP GLY GLU ILE LEU GLU GLN LEU VAL SER LEU ALA LYS VAL ASN ILE LYS LEU ARG LYS ASN ALA SER SER SER SER SER SER VAL ASP SER ILE LYS GLY ASN ILE ALA

ILE LYS SER GLU GLU ARG ALA SER LEU LEU ASP SER ASN PHE VAL PRO ILE N198 R223 HIS LYS ARG THR SER ILE ALA

- Molecule 5: Scaffold protein

Chain Iq: 5% 13% 87%

MET THR GLU LYS GLU GLU LYS GLU ASP LEU GLN ALA GLN ASP LYS GLU GLU GLN GLN ILE LYS ALA ASP THR LYS VAL ILE SER VAL GLN GLU PHE GLU GLU TYR MET ARG PHE LYS GLU GLN ALA ASN SER LYS SER LYS GLU THR SER ARG ASP LEU SER ILE ASN GLU ARG ILE THR

LYS GLU LEU ALA GLU VAL GLU GLU ARG GLU ARG ILE GLU LYS GLN LEU LEU LEU GLU ALA GLU ARG ILE ASN GLU ILE ASP THR LEU ALA LYS ALA HIS LEU SER ASN HIS PHE ASN LYS GLU VAL LEU LEU ALA LYS GLY TYR THR LEU LYS ASP ILE MET GLN ALA GLN ARG ARG GLU

LEU VAL ARG LYS PHE VAL PRO ILE GLU GLN ILE LYS ALA ILE ALA LYS VAL SER ASP ILE SER HIS ILE ASP GLY GLU ILE LEU GLU GLN LEU VAL SER LEU ALA LYS VAL ASN ILE LYS LEU ARG LYS ASN ALA SER SER SER SER SER SER VAL ASP SER ILE LYS GLY ASN ILE ALA

ILE LYS SER GLU GLU ARG ALA SER LEU LEU ASP SER ASN PHE V195 P196 I197 N198 F199 T200 S207 N208 Q212 Q216 N220 L221 K222 R223 HIS LYS ARG THR SER ILE ALA

- Molecule 5: Scaffold protein

Chain Ir: 11% 89%

MET THR GLU LYS GLU GLU LYS GLU ASP LEU GLN ALA GLN ASP LYS GLU GLU GLN GLN ILE LYS ALA ASP THR LYS VAL ILE SER VAL GLN GLU PHE GLU GLU TYR MET ARG PHE LYS GLU GLN ALA ASN SER LYS SER LYS GLU THR SER ARG ASP LEU SER ILE ASN GLU ARG ILE THR

LYS GLU LEU ALA GLU VAL GLU GLU ARG GLU ARG ILE GLU LYS GLN LEU LEU LEU GLU ALA GLU ARG ILE ASN GLU ILE ASP THR LEU ALA LYS ALA HIS LEU SER ASN HIS PHE ASN LYS GLU VAL LEU LEU ALA LYS GLY TYR THR LEU LYS ASP ILE MET GLN ALA GLN ARG ARG GLU

LEU VAL ARG LYS PHE VAL PRO ILE GLU GLN ILE LYS ALA ILE ALA LYS VAL SER ASP ILE SER HIS ILE ASP GLY GLU ILE LEU GLU GLN LEU VAL SER LEU ALA LYS VAL ASN ILE LYS LEU ARG LYS ASN ALA SER SER SER SER SER SER VAL ASP SER ILE LYS GLY ASN ILE ALA

ILE LYS SER GLU GLU ARG ALA SER LEU LEU ASP SER ASN PHE VAL PRO ILE N198 R223 HIS LYS ARG THR SER ILE ALA

- Molecule 5: Scaffold protein

Chain Is: 13% 87%

MET THR GLU LYS GLU GLU LYS GLU ASP LEU GLN ALA GLN ASP LYS GLU GLU GLN GLN ILE LYS ALA ASP THR LYS VAL ILE SER VAL GLN GLU PHE GLU GLU TYR MET ARG PHE LYS GLU GLN ALA ASN SER LYS SER LYS GLU THR SER ARG ASP LEU SER ILE ASN GLU ARG ILE THR

LYS GLU LEU ALA GLU VAL GLU GLU ARG GLU ARG ILE GLU LYS GLN LEU LEU LEU GLU ALA GLU ARG ILE ASN GLU ILE ASP THR LEU ALA LYS ALA HIS LEU SER ASN HIS PHE ASN LYS GLU VAL LEU LEU ALA LYS GLY TYR THR LEU LYS ASP ILE MET GLN ALA GLN ARG ARG GLU

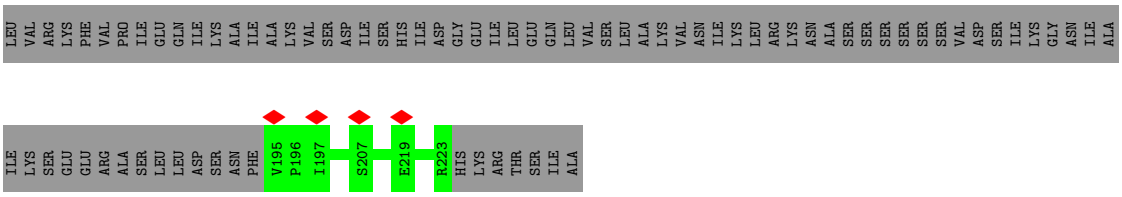

• Molecule 5: Scaffold protein

Chain It:



• Molecule 5: Scaffold protein

Chain Iu:



• Molecule 5: Scaffold protein

Chain Iv:

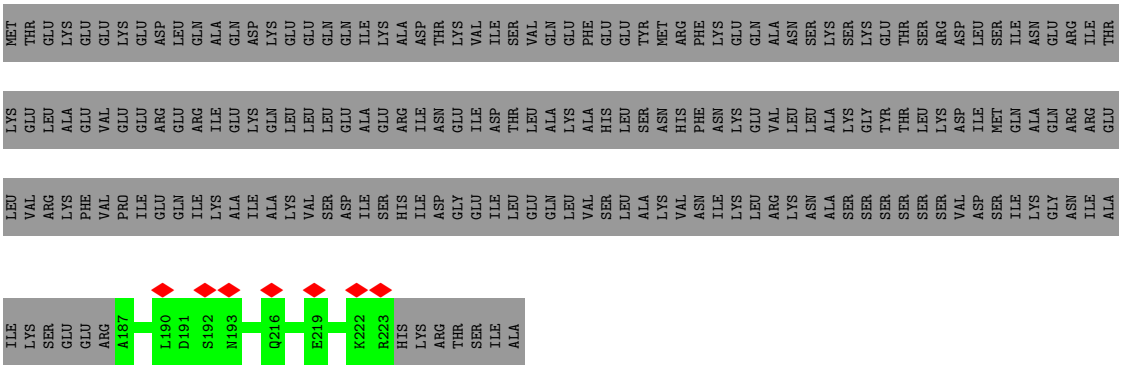

- Molecule 5: Scaffold protein

Chain Iw:

MET THR GLU LYS GLU GLU LYS GLU ASP LEU GLN ALA GLN ASP LYS GLU GLU GLN GLN ILE LYS ALA ASP THR LYS VAL ILE SER VAL GLN GLU PHE GLU GLU TYR MET ARG PHE LYS GLU GLN ALA ASN SER LYS SER LYS GLU THR SER ARG ASP LEU SER ILE ASN GLU ARG ILE THR

LYS GLU LEU ALA GLU VAL GLU GLU ARG GLU ARG ILE GLU LYS GLN LEU LEU LEU GLU ALA GLU ARG ILE ASN GLU ILE ASP THR LEU ALA LYS ALA HIS LEU SER ASN HIS PHE ASN LYS GLU VAL LEU LEU ALA LYS GLY TYR THR LEU LYS ASP ILE MET GLN ALA GLN ARG ARG GLU

LEU VAL ARG LYS PHE VAL PRO ILE GLU GLN ILE LYS ALA ILE ALA LYS VAL SER ASP ILE SER HIS ILE ASP GLY GLU ILE LEU GLU GLN LEU VAL SER LEU ALA LYS VAL ASN ILE LYS LEU ARG LYS ASN ALA SER SER SER SER SER VAL ASP SER ILE LYS GLY ASN ILE ALA

ILE LYS SER GLU GLU ARG ALA SER LEU LEU ASP SER ASN PHE Y195 P196 I197 R213 F217 Y218 E219 R223 HIS LYS ARG THR SER ILE ALA

- Molecule 5: Scaffold protein

Chain Ix:

MET THR GLU LYS GLU GLU LYS GLU ASP LEU GLN ALA GLN ASP LYS GLU GLU GLN GLN ILE LYS ALA ASP THR LYS VAL ILE SER VAL GLN GLU PHE GLU GLU TYR MET ARG PHE LYS GLU GLN ALA ASN SER LYS SER LYS GLU THR SER ARG ASP LEU SER ILE ASN GLU ARG ILE THR

LYS GLU LEU ALA GLU VAL GLU GLU ARG GLU ARG ILE GLU LYS GLN LEU LEU LEU GLU ALA GLU ARG ILE ASN GLU ILE ASP THR LEU ALA LYS ALA HIS LEU SER ASN HIS PHE ASN LYS GLU VAL LEU LEU ALA LYS GLY TYR THR LEU LYS ASP ILE MET GLN ALA GLN ARG ARG GLU

LEU VAL ARG LYS PHE VAL PRO ILE GLU GLN ILE LYS ALA ILE ALA LYS VAL SER ASP ILE SER HIS ILE ASP GLY GLU ILE LEU GLU GLN LEU VAL SER LEU ALA LYS VAL ASN ILE LYS LEU ARG LYS ASN ALA SER SER SER SER SER VAL ASP SER ILE LYS GLY ASN ILE ALA

ILE LYS SER GLU GLU ARG ALA SER LEU LEU ASP SER ASN F194 I206 R223 HIS LYS ARG THR SER ILE ALA

- Molecule 5: Scaffold protein

Chain Iy:

MET THR GLU LYS GLU GLU LYS GLU ASP LEU GLN ALA GLN ASP LYS GLU GLU GLN GLN ILE LYS ALA ASP THR LYS VAL ILE SER VAL GLN GLU PHE GLU GLU TYR MET ARG PHE LYS GLU GLN ALA ASN SER LYS SER LYS GLU THR SER ARG ASP LEU SER ILE ASN GLU ARG ILE THR

LYS GLU LEU ALA GLU VAL GLU GLU ARG GLU ARG ILE GLU LYS GLN LEU LEU LEU GLU ALA GLU ARG ILE ASN GLU ILE ASP THR LEU ALA LYS ALA HIS LEU SER ASN HIS PHE ASN LYS GLU VAL LEU LEU ALA LYS GLY TYR THR LEU LYS ASP ILE MET GLN ALA GLN ARG ARG GLU

LEU VAL ARG LYS PHE VAL PRO ILE GLU GLN ILE LYS ALA ILE ALA LYS VAL SER ASP ILE SER HIS ILE ASP GLY GLU ILE LEU GLU GLN LEU VAL SER LEU ALA LYS VAL ASN ILE LYS LEU ARG LYS ASN ALA SER SER SER SER SER VAL ASP SER ILE LYS GLY ASN ILE ALA

ILE LYS SER GLU GLU ARG ALA SER LEU LEU ASP SER ASN F194 Y210 N220 L221 K222 R223 HIS LYS ARG THR SER ILE ALA

- Molecule 5: Scaffold protein

Chain Iz:

MET THR GLU LYS GLU GLU LYS GLU ASP LEU GLN ALA GLN ASP LYS GLU GLU GLN GLN ILE LYS ALA ASP THR LYS VAL ILE SER VAL GLN GLU PHE GLU GLU TYR MET ARG PHE LYS GLU GLN ALA ASN SER LYS SER LYS GLU THR SER ARG ASP LEU SER ILE ASN GLU ARG ILE THR



- Molecule 5: Scaffold protein

Chain JA:



- Molecule 5: Scaffold protein

Chain JB:



- Molecule 5: Scaffold protein

Chain JC:

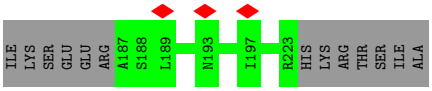

• Molecule 5: Scaffold protein

Chain JD:



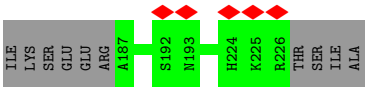

• Molecule 5: Scaffold protein

Chain JE:

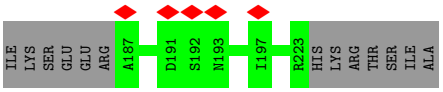

• Molecule 5: Scaffold protein

Chain JF:

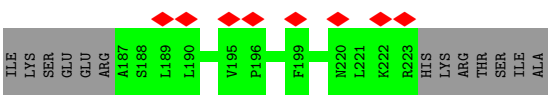

• Molecule 5: Scaffold protein

Chain JG:



- Molecule 5: Scaffold protein

Chain JH:



- Molecule 5: Scaffold protein

Chain JI:



- Molecule 5: Scaffold protein

Chain JJ:



• Molecule 5: Scaffold protein

Chain JK:

• Molecule 5: Scaffold protein

Chain JL:

• Molecule 5: Scaffold protein

Chain JM:

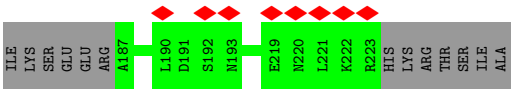

• Molecule 5: Scaffold protein

Chain JN:



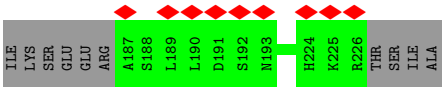

• Molecule 5: Scaffold protein

Chain JO:

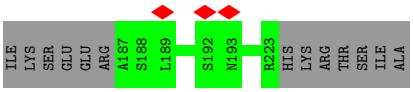

• Molecule 5: Scaffold protein

Chain JP:



• Molecule 5: Scaffold protein

Chain JQ:



• Molecule 5: Scaffold protein

Chain JR:



• Molecule 5: Scaffold protein

Chain JS:



• Molecule 5: Scaffold protein

Chain JT:



• Molecule 5: Scaffold protein

Chain JU:

• Molecule 5: Scaffold protein

Chain JV:

• Molecule 5: Scaffold protein

Chain JW:

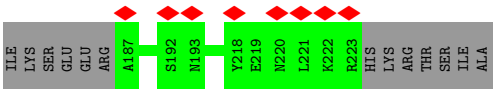

• Molecule 5: Scaffold protein

Chain JX:



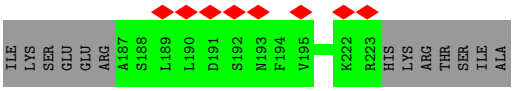

• Molecule 5: Scaffold protein

Chain JY:

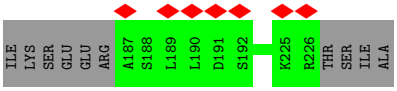

• Molecule 5: Scaffold protein

Chain JZ:

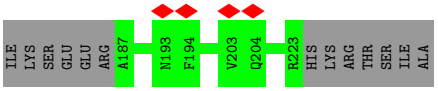

• Molecule 5: Scaffold protein

Chain Ja:



- Molecule 5: Scaffold protein

Chain Jb:

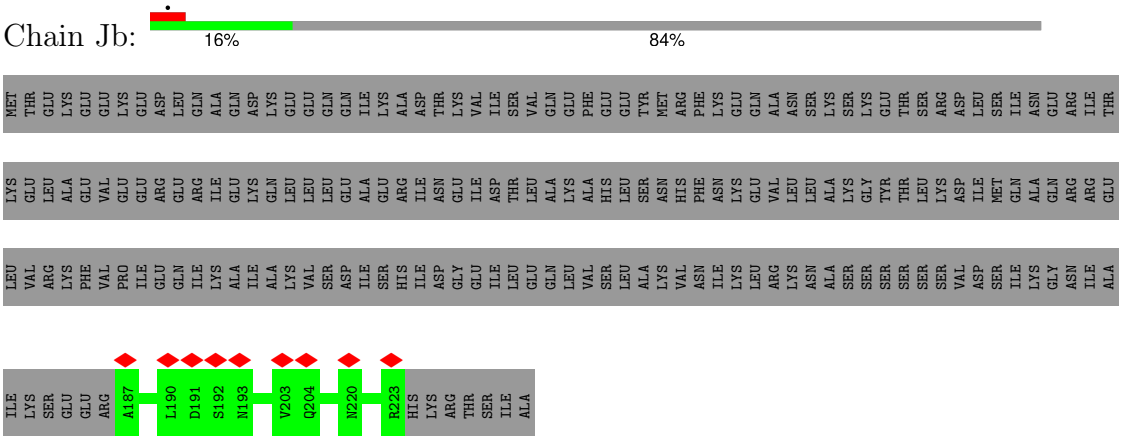

- Molecule 5: Scaffold protein

Chain Jc:

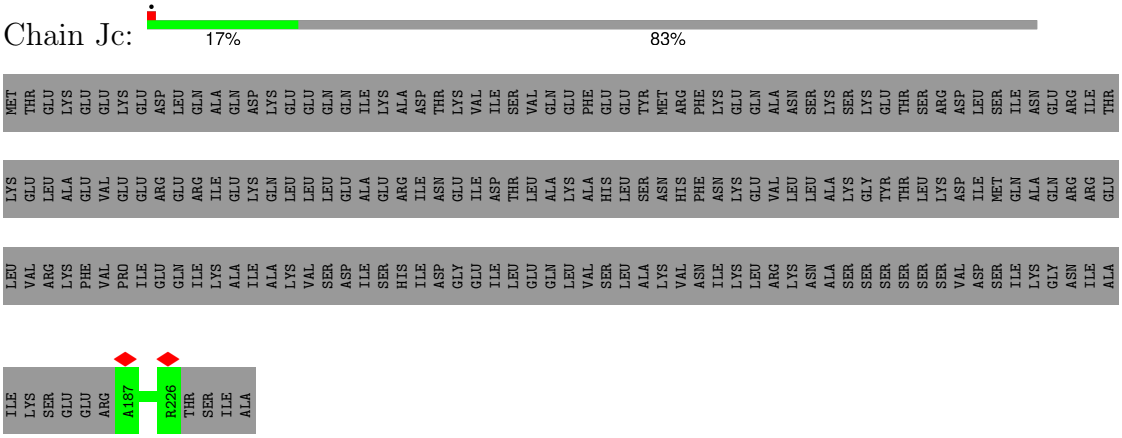

- Molecule 5: Scaffold protein

Chain Jd:





• Molecule 5: Scaffold protein

Chain Mo:

• Molecule 5: Scaffold protein

Chain Mp:

• Molecule 5: Scaffold protein

Chain Mq:

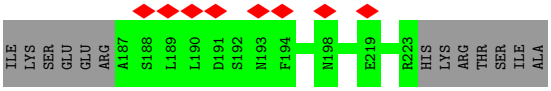

• Molecule 5: Scaffold protein

Chain Mr:



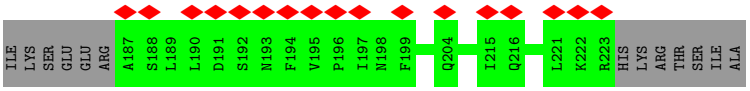

• Molecule 5: Scaffold protein

Chain Ms:

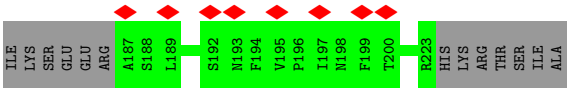

• Molecule 5: Scaffold protein

Chain Mt:

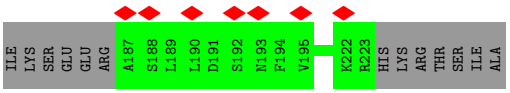

• Molecule 5: Scaffold protein

Chain Mu:

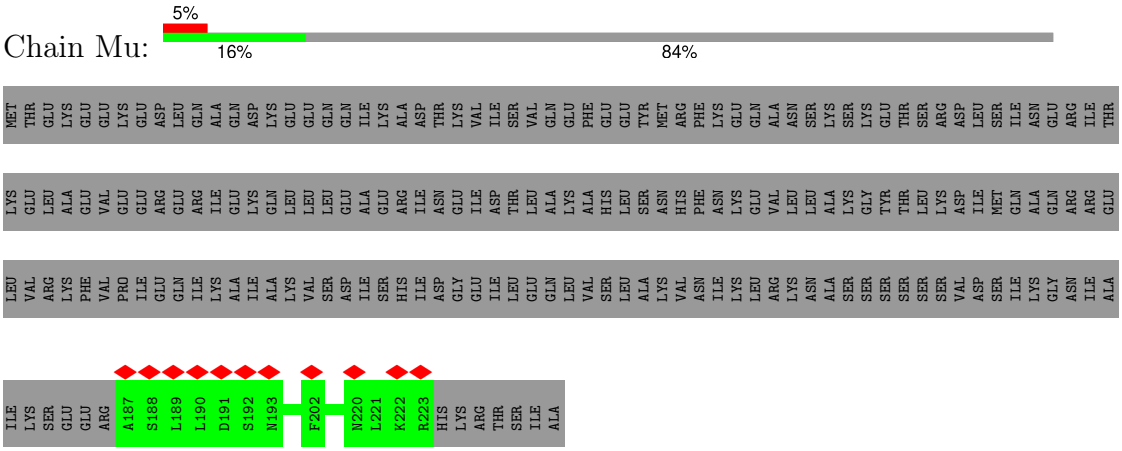

- Molecule 5: Scaffold protein

Chain Mv:

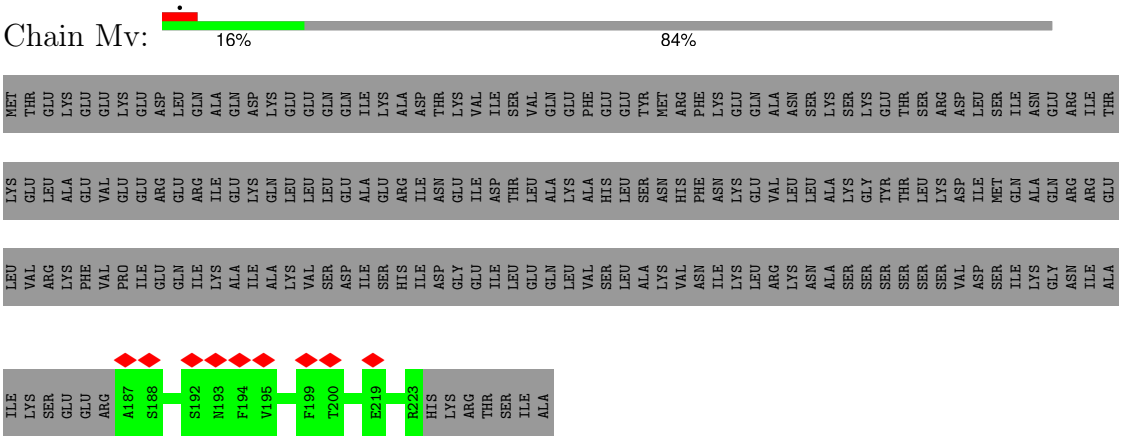

- Molecule 5: Scaffold protein

Chain Mw:

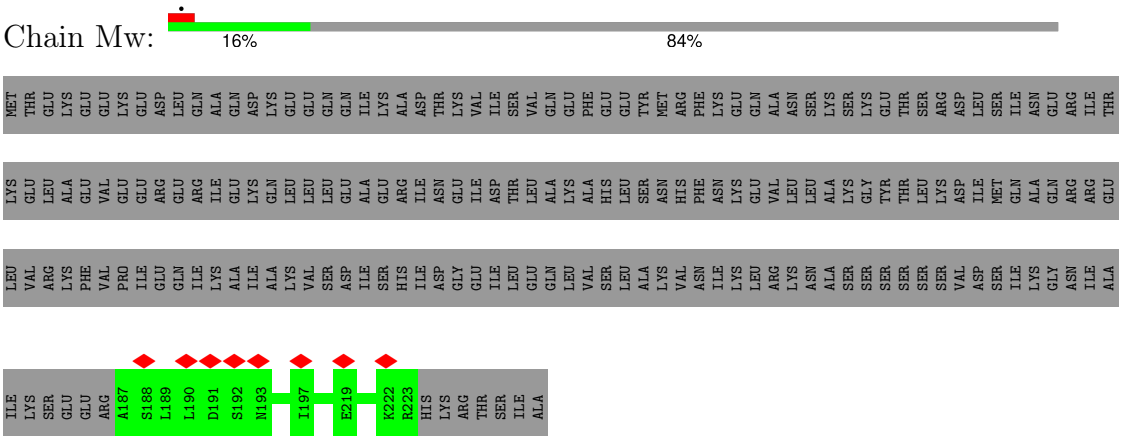

- Molecule 5: Scaffold protein

Chain Mx:

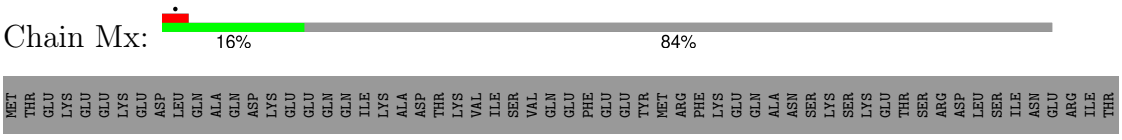



• Molecule 5: Scaffold protein

Chain My:

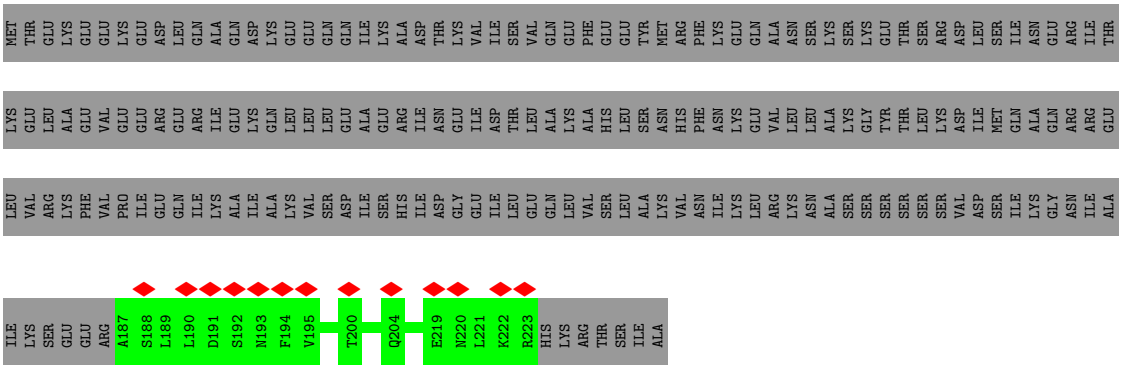

• Molecule 5: Scaffold protein

Chain Mz:



• Molecule 5: Scaffold protein

Chain NA:

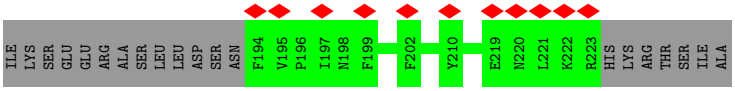

• Molecule 5: Scaffold protein

Chain NB:



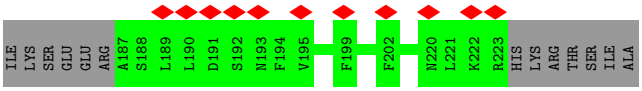

• Molecule 5: Scaffold protein

Chain NC:

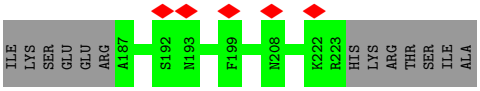

• Molecule 5: Scaffold protein

Chain ND:

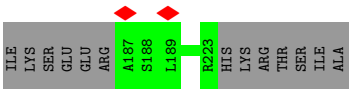

• Molecule 5: Scaffold protein

Chain NE:

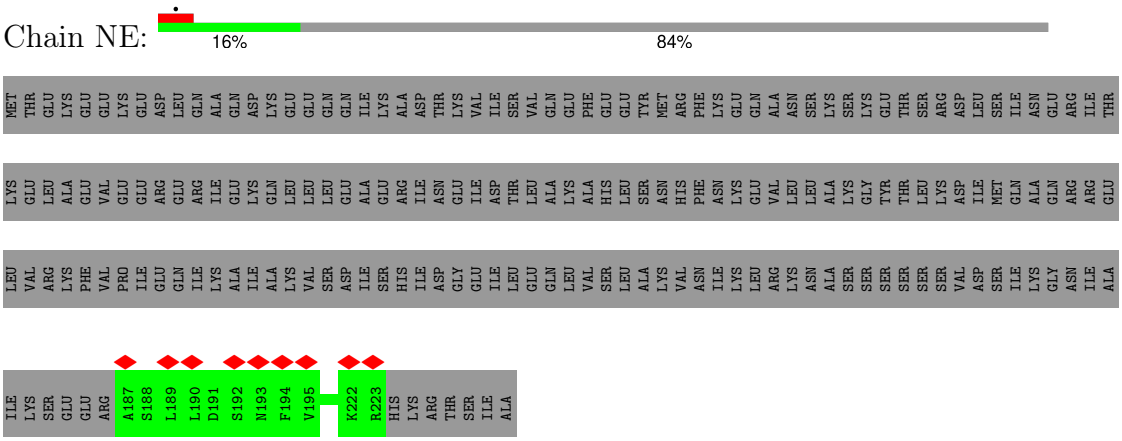

- Molecule 5: Scaffold protein

Chain NF:

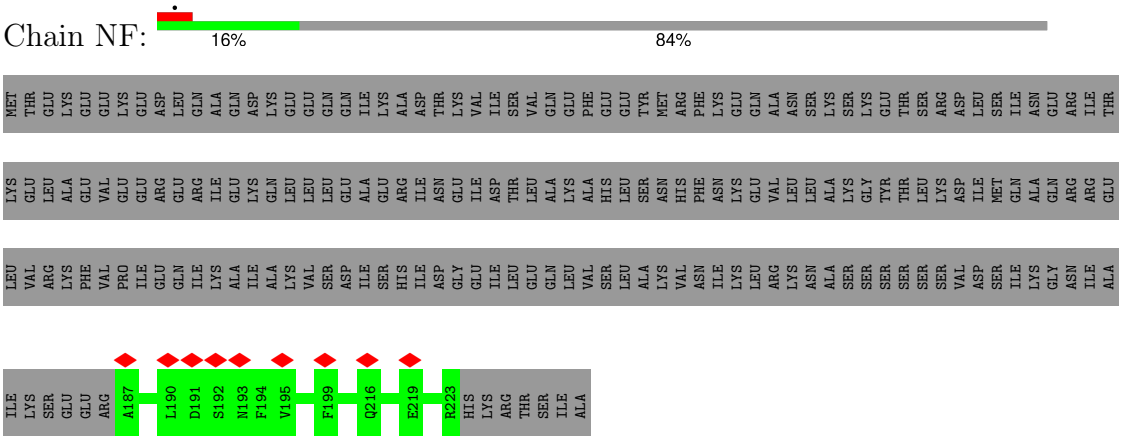

- Molecule 5: Scaffold protein

Chain NG:

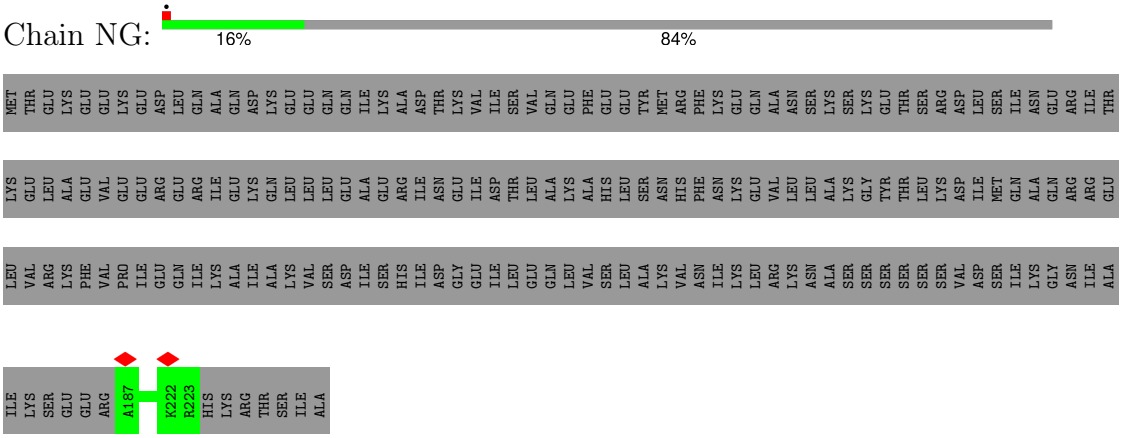

- Molecule 5: Scaffold protein

Chain NH:



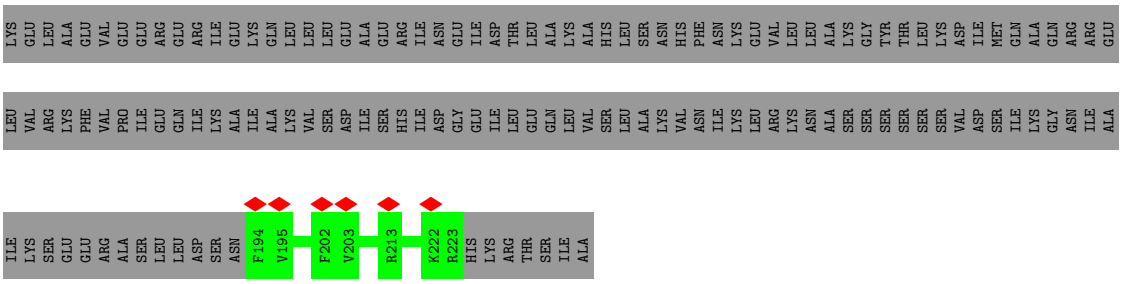

• Molecule 5: Scaffold protein

Chain NI:

• Molecule 5: Scaffold protein

Chain NJ:



• Molecule 5: Scaffold protein

Chain NK:

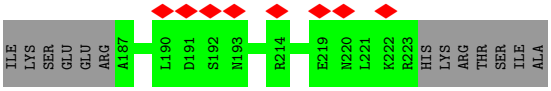

• Molecule 5: Scaffold protein

Chain NL:



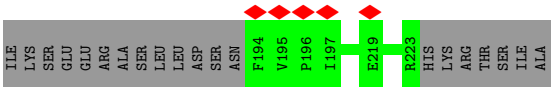

• Molecule 5: Scaffold protein

Chain NM:

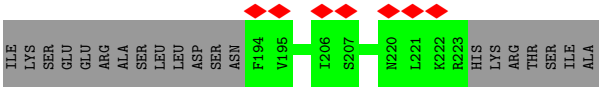

• Molecule 5: Scaffold protein

Chain NN:

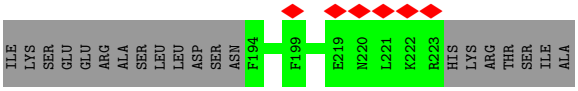

• Molecule 5: Scaffold protein

Chain NO:

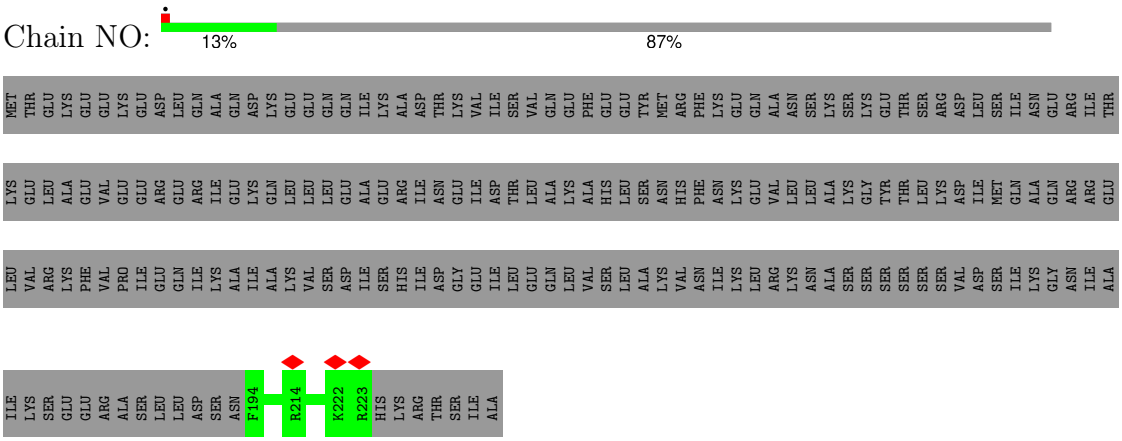

- Molecule 5: Scaffold protein

Chain NP:



- Molecule 5: Scaffold protein

Chain NQ:



- Molecule 5: Scaffold protein

Chain NR:

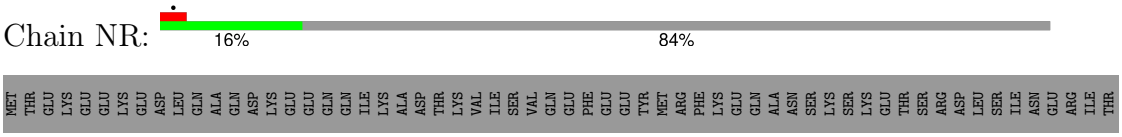



• Molecule 5: Scaffold protein

Chain NS:

• Molecule 5: Scaffold protein

Chain NT:

• Molecule 5: Scaffold protein

Chain NU:

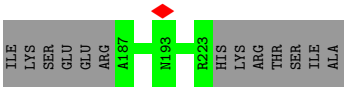

- Molecule 5: Scaffold protein

Chain NV:



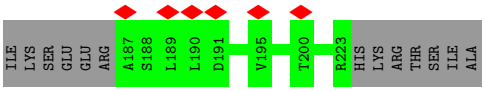

- Molecule 5: Scaffold protein

Chain NW:

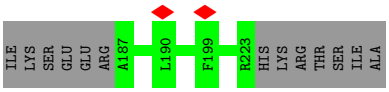

- Molecule 5: Scaffold protein

Chain NX:

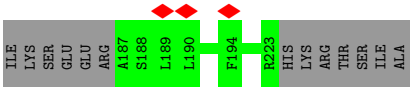

- Molecule 5: Scaffold protein

Chain NY:

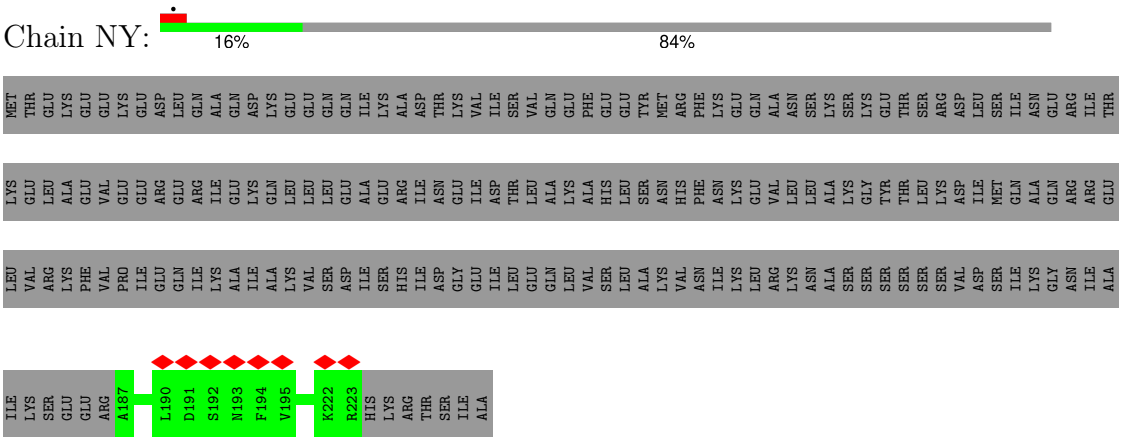

- Molecule 5: Scaffold protein

Chain NZ:

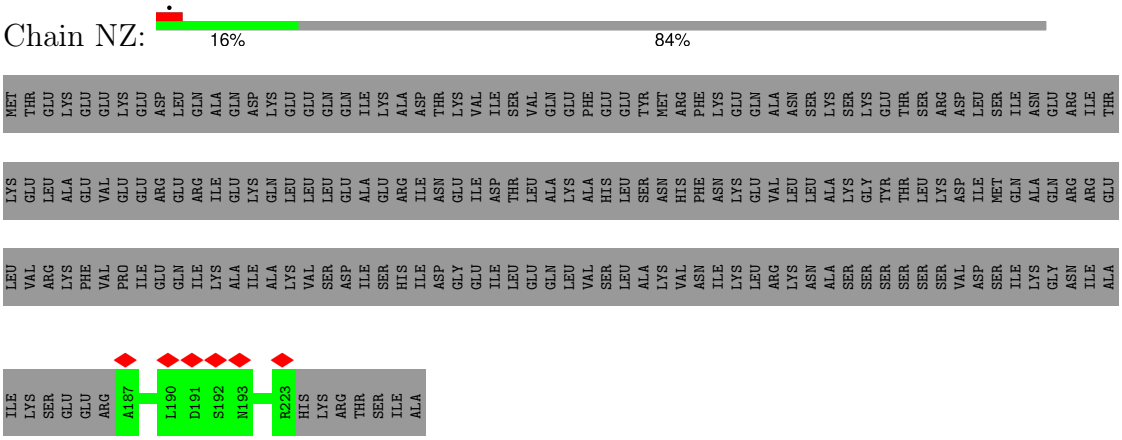

- Molecule 5: Scaffold protein

Chain Na:

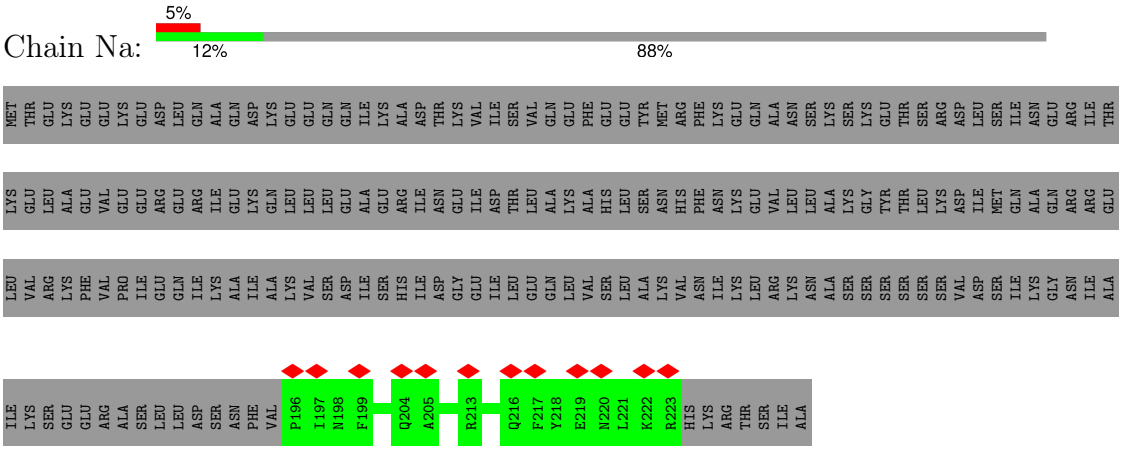

- Molecule 5: Scaffold protein

Chain Nb:





• Molecule 5: Scaffold protein

Chain Nc:



• Molecule 5: Scaffold protein

Chain Nd:



• Molecule 5: Scaffold protein

Chain Ne:

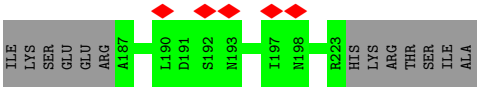

• Molecule 5: Scaffold protein

Chain Nf:



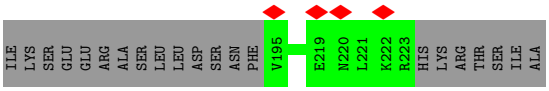

• Molecule 5: Scaffold protein

Chain Ng:

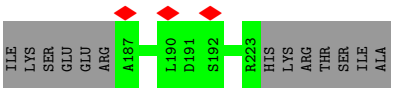

• Molecule 5: Scaffold protein

Chain Nh:

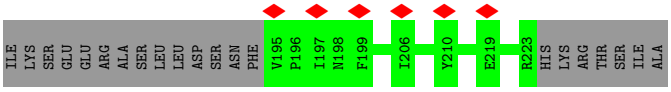

• Molecule 5: Scaffold protein

Chain Ni:



- Molecule 5: Scaffold protein

Chain Nj:

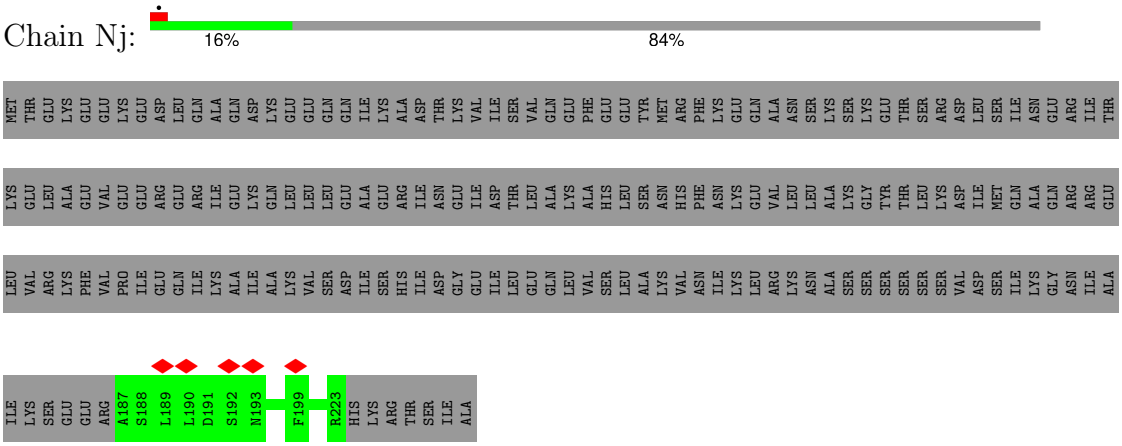

- Molecule 5: Scaffold protein

Chain Nk:



- Molecule 5: Scaffold protein

Chain Nl:





• Molecule 5: Scaffold protein

Chain Nm: 13% 87%



• Molecule 5: Scaffold protein

Chain Nn: 13% 87%



• Molecule 5: Scaffold protein

Chain No: 13% 87%

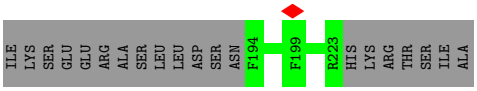

• Molecule 5: Scaffold protein

Chain Np:



• Molecule 5: Scaffold protein

Chain Nq:



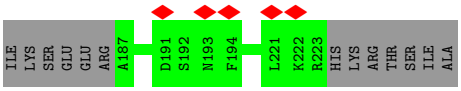

• Molecule 5: Scaffold protein

Chain Nr:

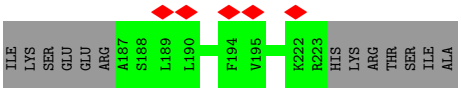

• Molecule 5: Scaffold protein

Chain Ns:



- Molecule 5: Scaffold protein

Chain Nt:

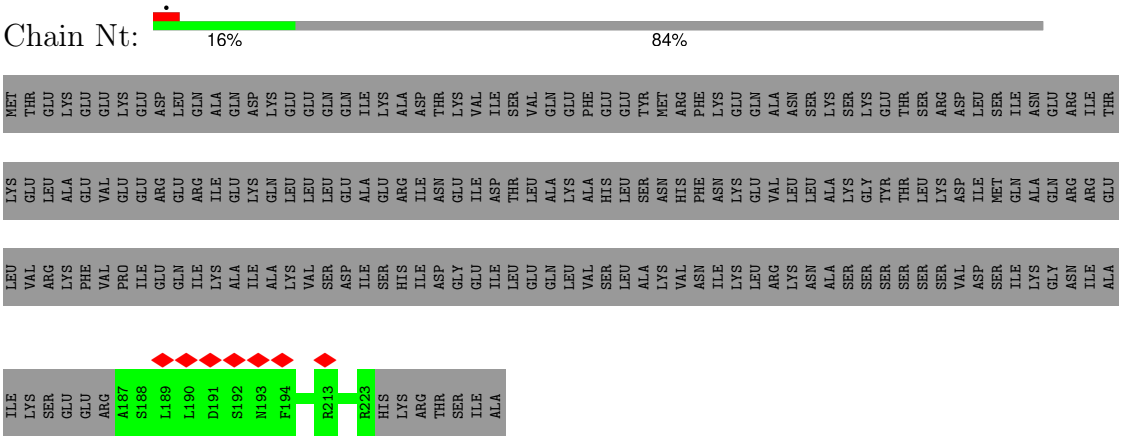

- Molecule 5: Scaffold protein

Chain Nu:

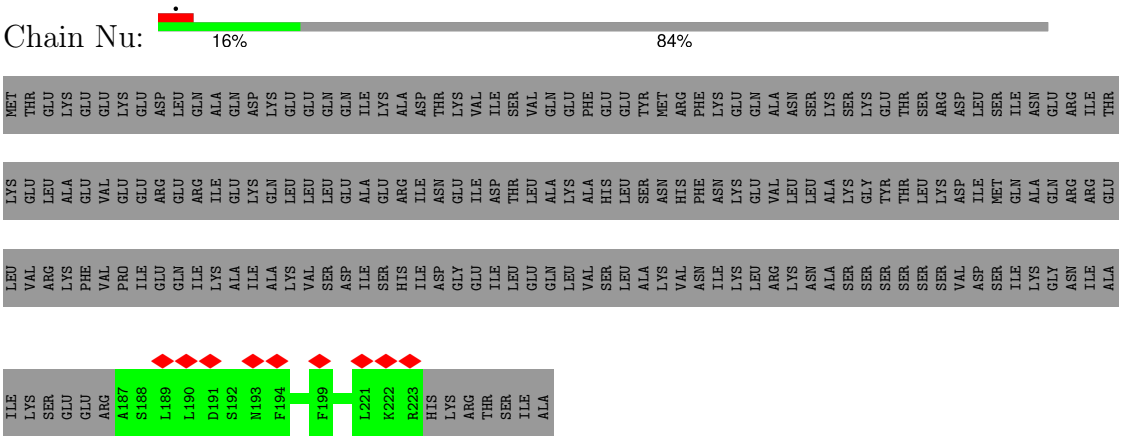

- Molecule 5: Scaffold protein

Chain Nv:





• Molecule 5: Scaffold protein

Chain Nw:

• Molecule 5: Scaffold protein

Chain Nx:

• Molecule 5: Scaffold protein

Chain Ny:

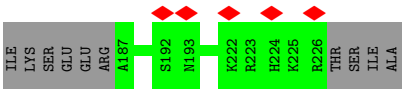

• Molecule 5: Scaffold protein

Chain Nz:



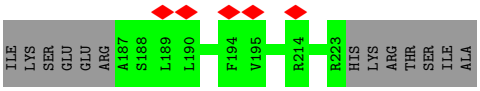

• Molecule 5: Scaffold protein

Chain OA:

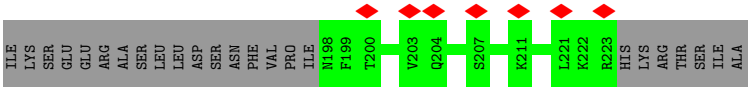

• Molecule 5: Scaffold protein

Chain OB:

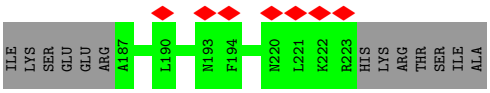

• Molecule 5: Scaffold protein

Chain OC:



- Molecule 5: Scaffold protein

Chain OD:

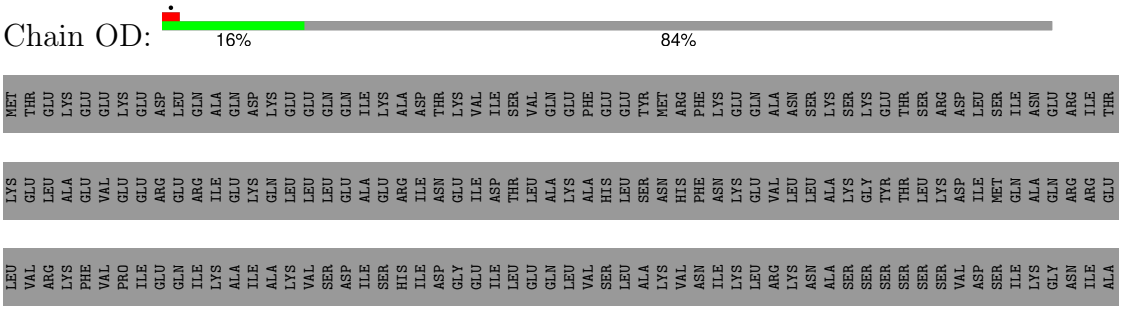

- Molecule 5: Scaffold protein

Chain OE:



- Molecule 5: Scaffold protein

Chain OF:

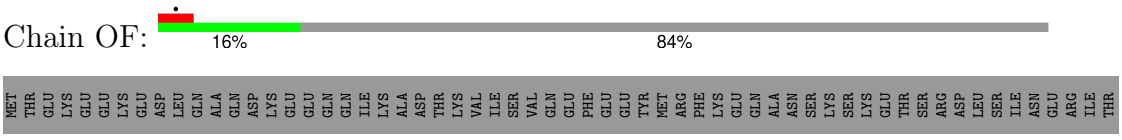



• Molecule 5: Scaffold protein

Chain OG:



• Molecule 5: Scaffold protein

Chain OH:

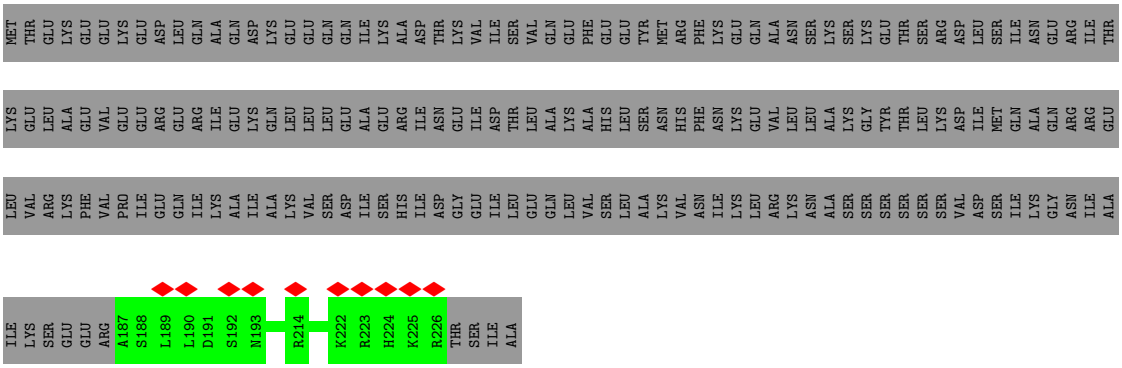

• Molecule 5: Scaffold protein

Chain OI:

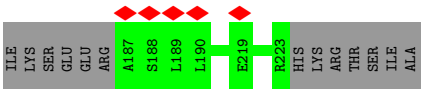

• Molecule 5: Scaffold protein

Chain OJ:



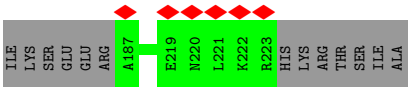

• Molecule 5: Scaffold protein

Chain OK:

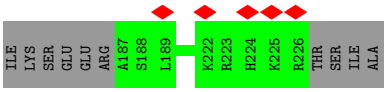

• Molecule 5: Scaffold protein

Chain OL:

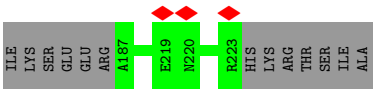

• Molecule 5: Scaffold protein

Chain OM: 16% 84%

MET THR GLU LYS GLU GLU LYS GLU ASP LEU GLN ALA GLN ASP LYS GLU GLU GLN GLN ILE LYS ALA ASP THR LYS VAL ILE SER VAL GLN GLU PHE GLU GLU TYR MET ARG PHE LYS GLU GLN ALA ASN SER LYS SER LYS GLU THR SER ARG ASP LEU SER ILE ASN GLU ARG ILE THR

LYS GLU LEU ALA GLU VAL GLU GLU ARG GLU ARG ILE GLU LYS GLN LEU LEU LEU GLU ALA ILE ASN GLU ILE ASP THR LEU ALA LYS ALA HIS LEU SER ASN HIS PHE ASN LYS GLU VAL LEU LEU ALA LYS GLY TYR THR LEU LYS ASP ILE MET GLN ALA GLN ARG ARG GLU

LEU VAL ARG LYS PHE VAL PRO ILE GLU GLN ILE LYS ALA ILE ALA LYS VAL SER ASP ILE SER HIS ILE ASP GLY GLU ILE LEU GLU GLN LEU VAL SER LEU ALA LYS VAL ASN ILE LYS LEU ARG LYS ASN ALA SER SER SER SER SER VAL ASP SER ILE LYS GLY ASN ILE ALA

ILE LYS SER GLU GLU ARG A187 L190 D191 S192 N193 R213 K222 R223 HIS LYS ARG THR SER ILE ALA

- Molecule 5: Scaffold protein

Chain ON: 17% 83%

MET THR GLU LYS GLU GLU LYS GLU ASP LEU GLN ALA GLN ASP LYS GLU GLU GLN GLN ILE LYS ALA ASP THR LYS VAL ILE SER VAL GLN GLU PHE GLU GLU TYR MET ARG PHE LYS GLU GLN ALA ASN SER LYS SER LYS GLU THR SER ARG ASP LEU SER ILE ASN GLU ARG ILE THR

LYS GLU LEU ALA GLU VAL GLU GLU ARG GLU ARG ILE GLU LYS GLN LEU LEU LEU GLU ALA ILE ASN GLU ILE ASP THR LEU ALA LYS ALA HIS LEU SER ASN HIS PHE ASN LYS GLU VAL LEU LEU ALA LYS GLY TYR THR LEU LYS ASP ILE MET GLN ALA GLN ARG ARG GLU

LEU VAL ARG LYS PHE VAL PRO ILE GLU GLN ILE LYS ALA ILE ALA LYS VAL SER ASP ILE SER HIS ILE ASP GLY GLU ILE LEU GLU GLN LEU VAL SER LEU ALA LYS VAL ASN ILE LYS LEU ARG LYS ASN ALA SER SER SER SER SER VAL ASP SER ILE LYS GLY ASN ILE ALA

ILE LYS SER GLU GLU ARG A187 L190 D191 S192 N193 K222 R223 H224 K225 R226 THR SER ILE ALA

- Molecule 5: Scaffold protein

Chain OO: 16% 84%

MET THR GLU LYS GLU GLU LYS GLU ASP LEU GLN ALA GLN ASP LYS GLU GLU GLN GLN ILE LYS ALA ASP THR LYS VAL ILE SER VAL GLN GLU PHE GLU GLU TYR MET ARG PHE LYS GLU GLN ALA ASN SER LYS SER LYS GLU THR SER ARG ASP LEU SER ILE ASN GLU ARG ILE THR

LYS GLU LEU ALA GLU VAL GLU GLU ARG GLU ARG ILE GLU LYS GLN LEU LEU LEU GLU ALA ILE ASN GLU ILE ASP THR LEU ALA LYS ALA HIS LEU SER ASN HIS PHE ASN LYS GLU VAL LEU LEU ALA LYS GLY TYR THR LEU LYS ASP ILE MET GLN ALA GLN ARG ARG GLU

LEU VAL ARG LYS PHE VAL PRO ILE GLU GLN ILE LYS ALA ILE ALA LYS VAL SER ASP ILE SER HIS ILE ASP GLY GLU ILE LEU GLU GLN LEU VAL SER LEU ALA LYS VAL ASN ILE LYS LEU ARG LYS ASN ALA SER SER SER SER SER VAL ASP SER ILE LYS GLY ASN ILE ALA

ILE LYS SER GLU GLU ARG A187 L190 N193 R223 HIS LYS ARG THR SER ILE ALA

- Molecule 5: Scaffold protein

Chain OP: 16% 84%

MET THR GLU LYS GLU GLU LYS GLU ASP LEU GLN ALA GLN ASP LYS GLU GLU GLN GLN ILE LYS ALA ASP THR LYS VAL ILE SER VAL GLN GLU PHE GLU GLU TYR MET ARG PHE LYS GLU GLN ALA ASN SER LYS SER LYS GLU THR SER ARG ASP LEU SER ILE ASN GLU ARG ILE THR



• Molecule 5: Scaffold protein

Chain OQ:



• Molecule 5: Scaffold protein

Chain OR:



• Molecule 5: Scaffold protein

Chain OS:

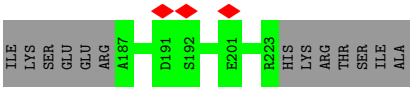

• Molecule 5: Scaffold protein

Chain Rd:



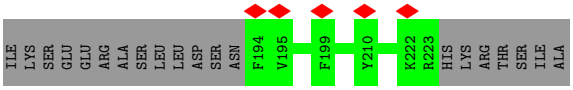

• Molecule 5: Scaffold protein

Chain Re:

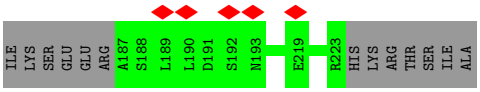

• Molecule 5: Scaffold protein

Chain Rf:

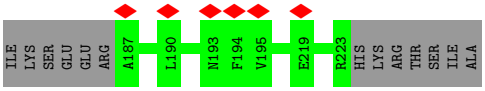

• Molecule 5: Scaffold protein

Chain Rg:

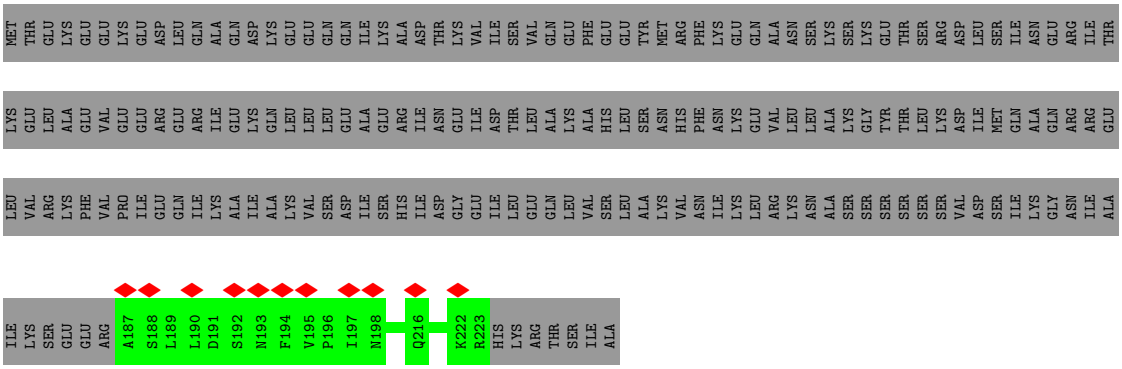

- Molecule 5: Scaffold protein

Chain Rh:



- Molecule 5: Scaffold protein

Chain Ri:

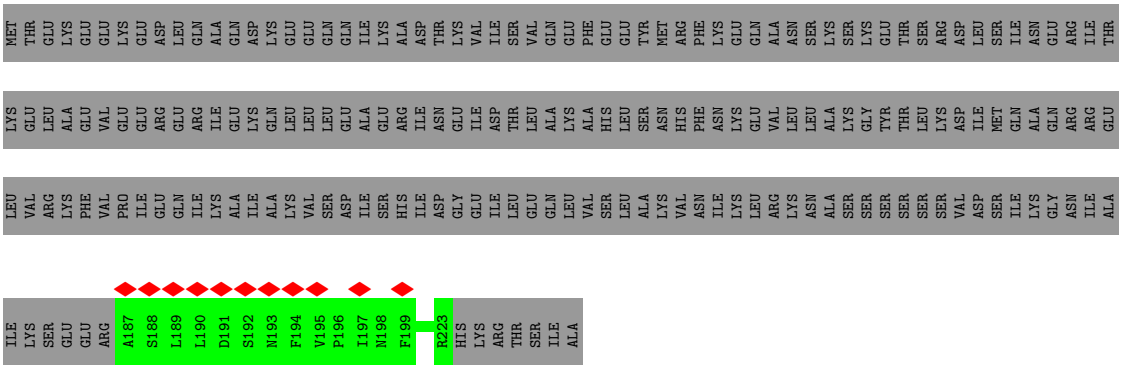

- Molecule 5: Scaffold protein

Chain Rj:

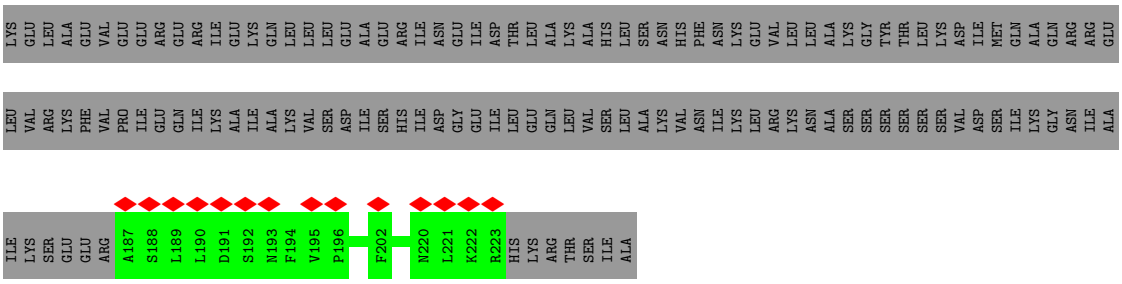

• Molecule 5: Scaffold protein

Chain Rk:

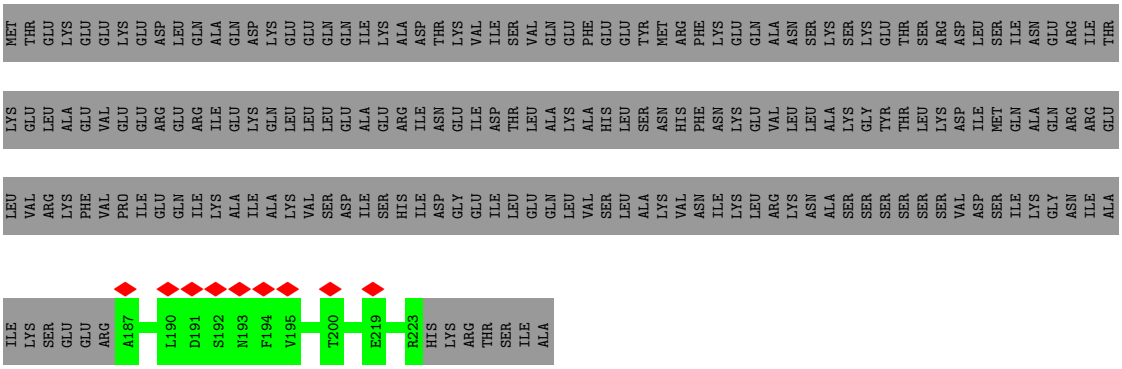

• Molecule 5: Scaffold protein

Chain Rl:



• Molecule 5: Scaffold protein

Chain Rm:

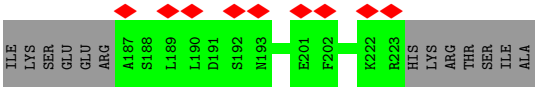

• Molecule 5: Scaffold protein

Chain Rn:

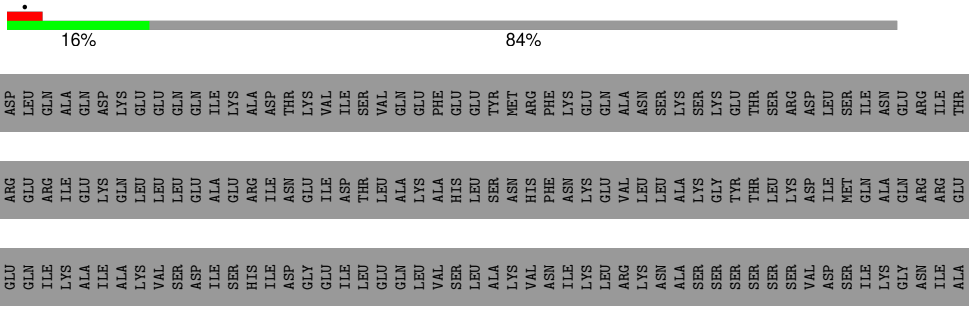

• Molecule 5: Scaffold protein

Chain Ro:

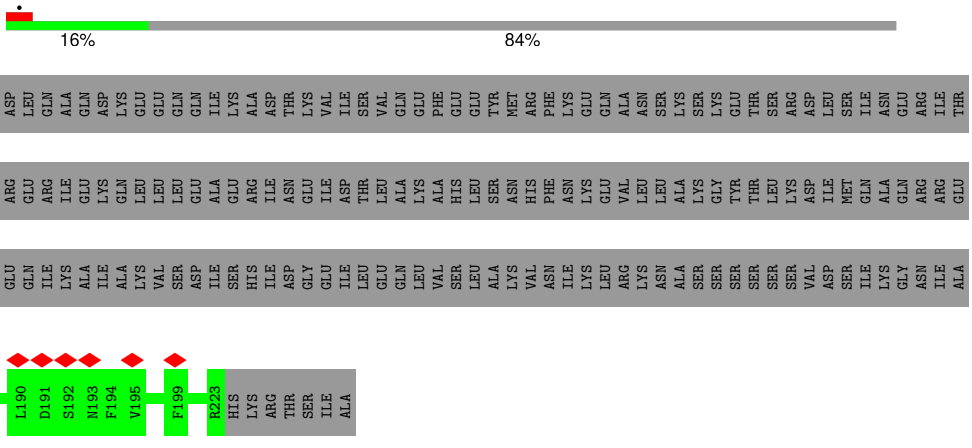

• Molecule 5: Scaffold protein

Chain Rp:

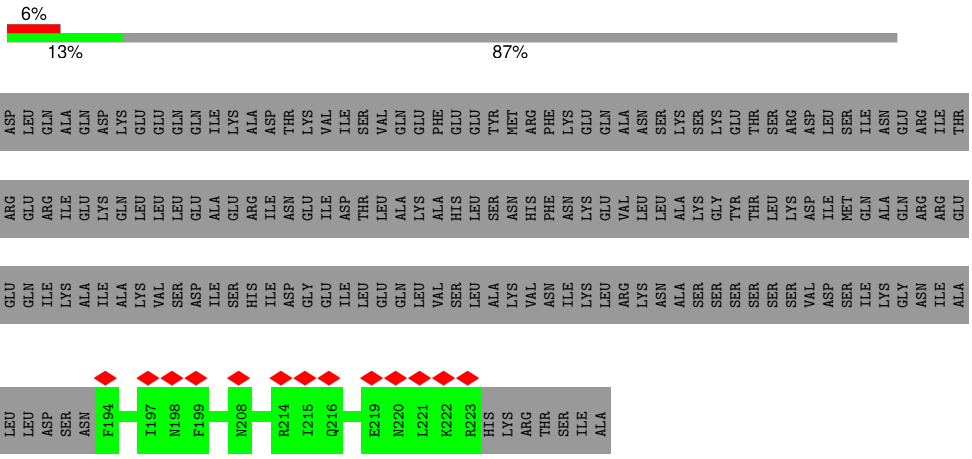

• Molecule 5: Scaffold protein

Chain Rq:



- Molecule 5: Scaffold protein

Chain Rr:

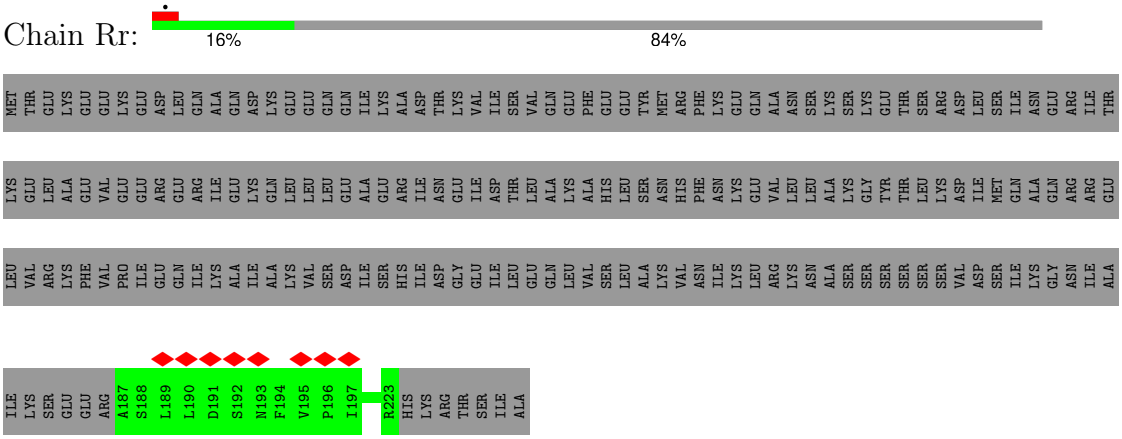

- Molecule 5: Scaffold protein

Chain Rs:

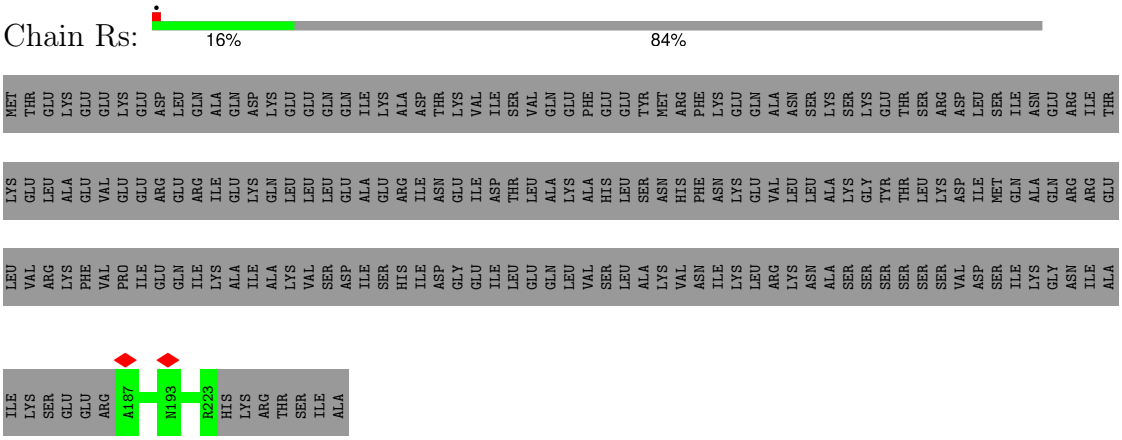

- Molecule 5: Scaffold protein

Chain Rt:





• Molecule 5: Scaffold protein

Chain Ru:

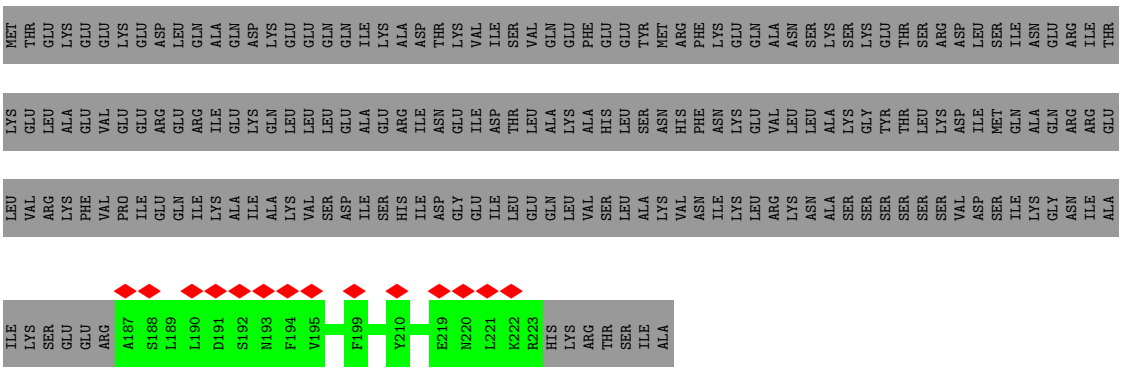

• Molecule 5: Scaffold protein

Chain Rv:



• Molecule 5: Scaffold protein

Chain Rw:

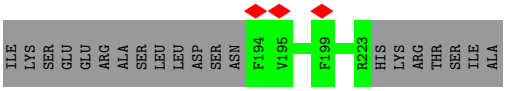

• Molecule 5: Scaffold protein

Chain Rx:



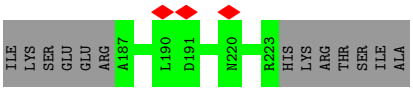

• Molecule 5: Scaffold protein

Chain Ry:

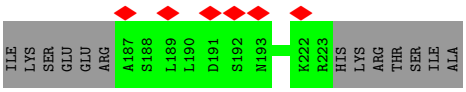

• Molecule 5: Scaffold protein

Chain Rz:

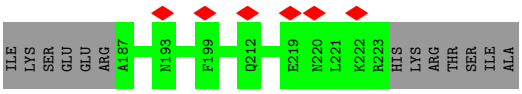

• Molecule 5: Scaffold protein

Chain SA:

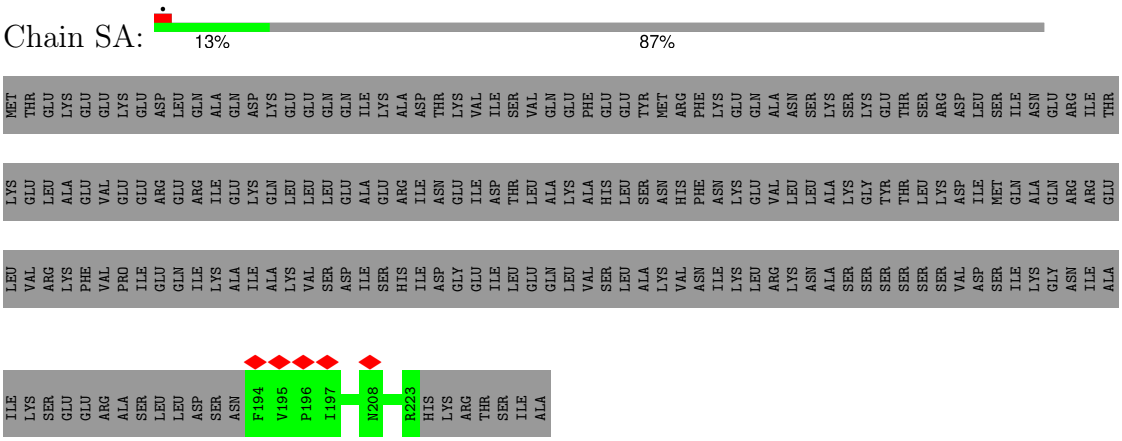

• Molecule 5: Scaffold protein

Chain SB:

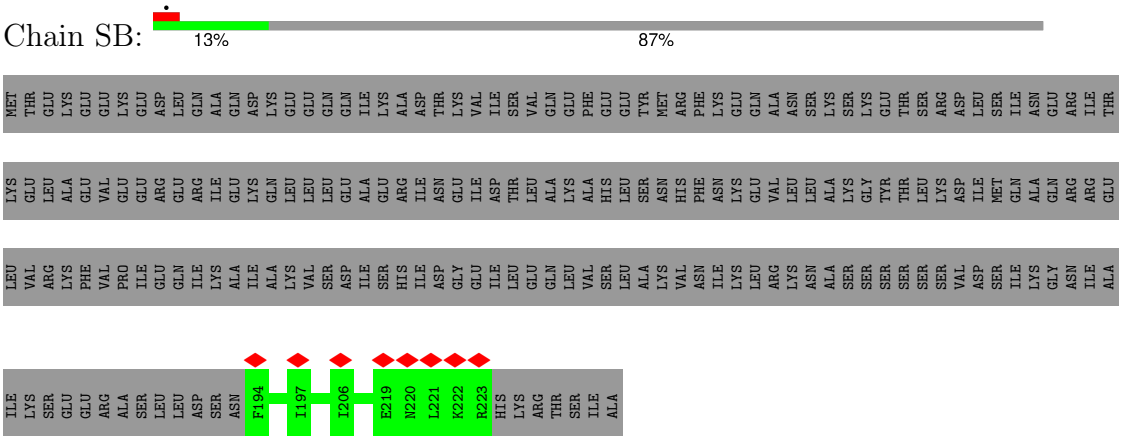

• Molecule 5: Scaffold protein

Chain SC:

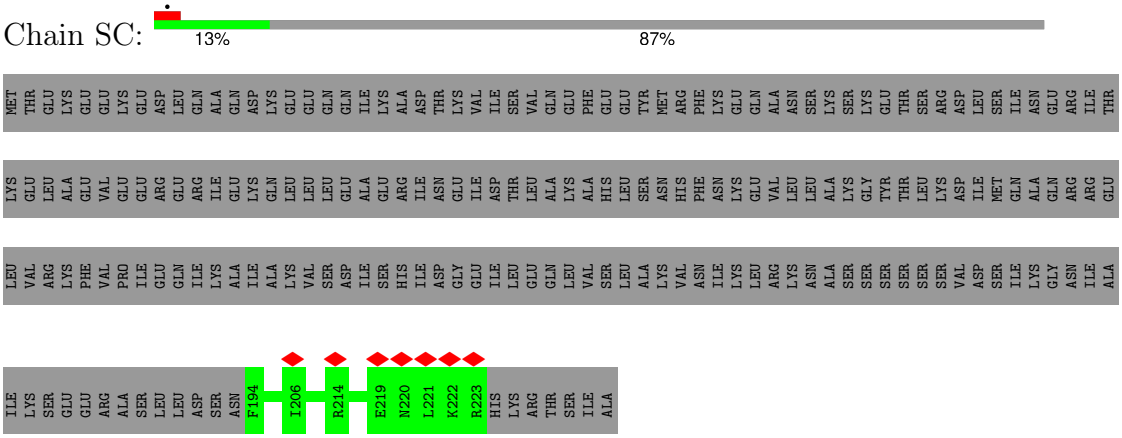

• Molecule 5: Scaffold protein

Chain SD:





• Molecule 5: Scaffold protein

Chain SE:

• Molecule 5: Scaffold protein

Chain SF:

• Molecule 5: Scaffold protein

Chain SG:

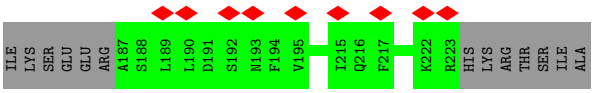

• Molecule 5: Scaffold protein

Chain SH:



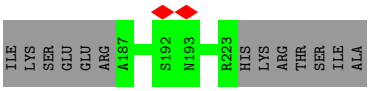

• Molecule 5: Scaffold protein

Chain SI:

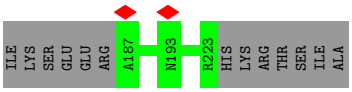

• Molecule 5: Scaffold protein

Chain SJ:

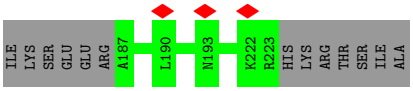

• Molecule 5: Scaffold protein

Chain SK:



- Molecule 5: Scaffold protein

Chain SL:

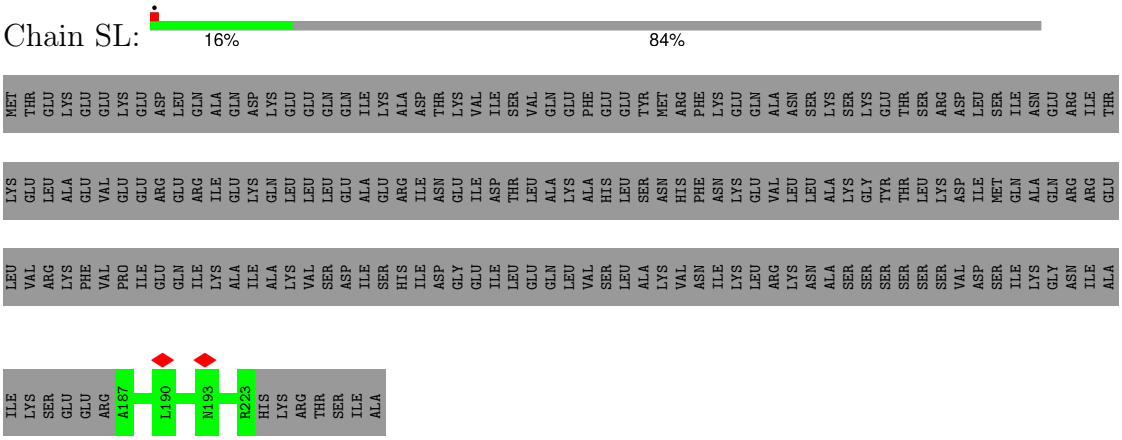

- Molecule 5: Scaffold protein

Chain SM:



- Molecule 5: Scaffold protein

Chain SN:





• Molecule 5: Scaffold protein

Chain SO:



• Molecule 5: Scaffold protein

Chain SP:

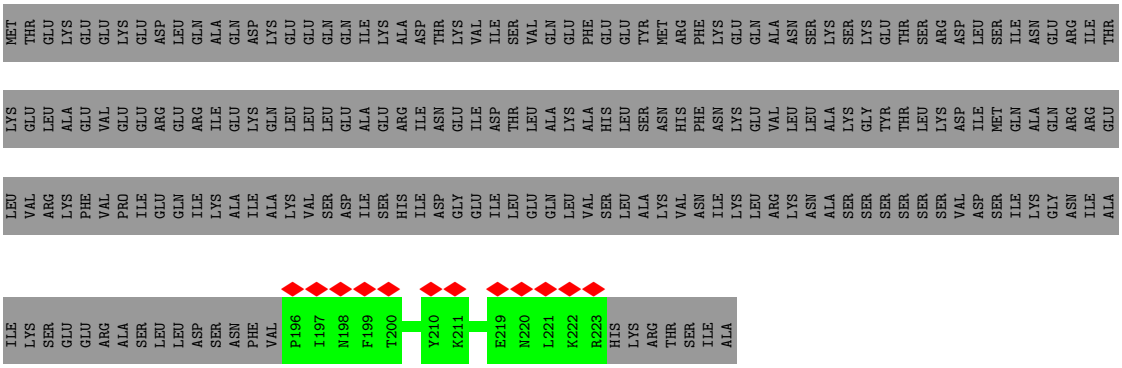

• Molecule 5: Scaffold protein

Chain SQ:

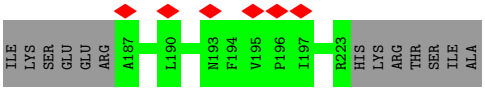

• Molecule 5: Scaffold protein

Chain SR:



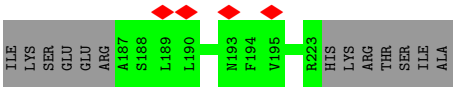

• Molecule 5: Scaffold protein

Chain SS:

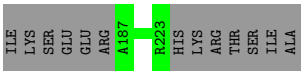

• Molecule 5: Scaffold protein

Chain ST:

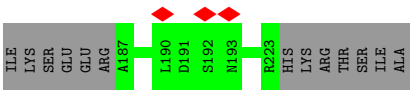

• Molecule 5: Scaffold protein

Chain SU:

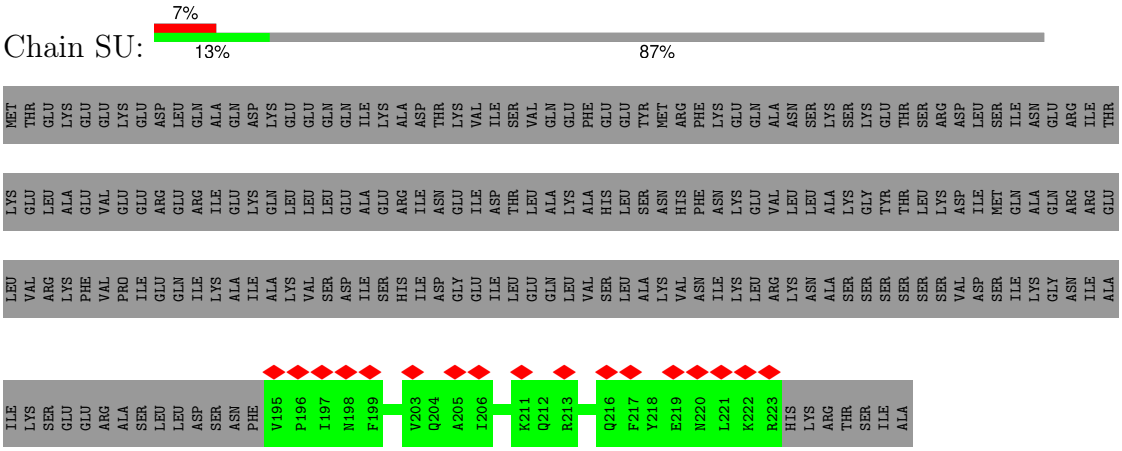

- Molecule 5: Scaffold protein

Chain SV:

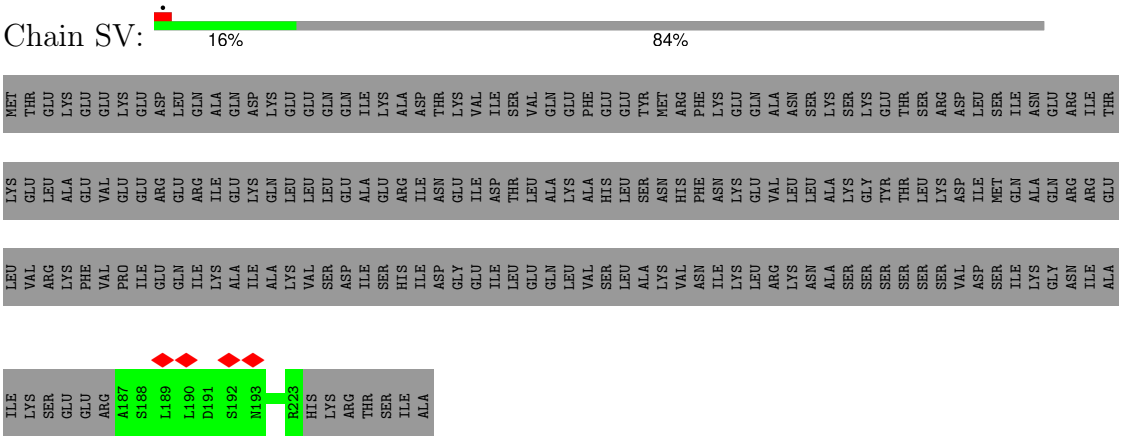

- Molecule 5: Scaffold protein

Chain SW:

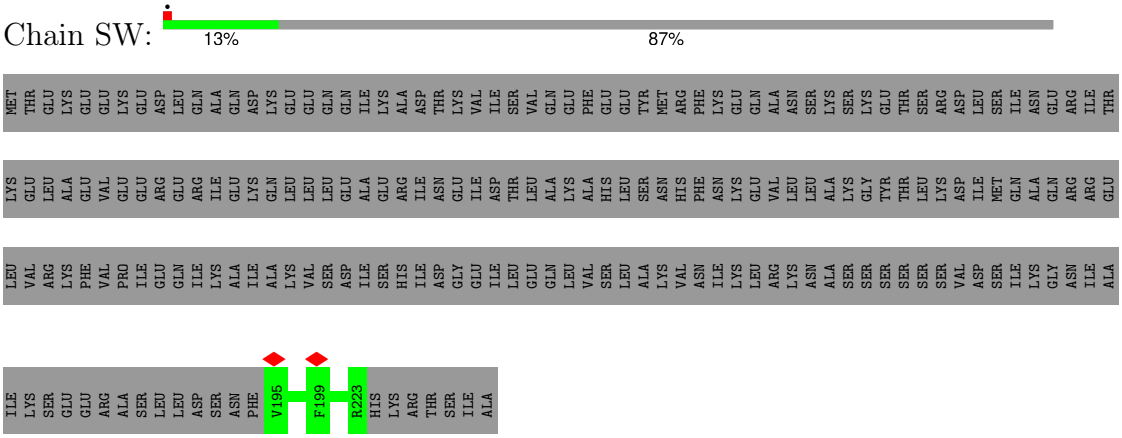

- Molecule 5: Scaffold protein

Chain SX:

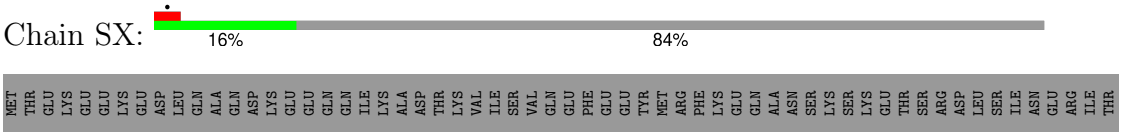



- Molecule 5: Scaffold protein

Chain SY:



- Molecule 5: Scaffold protein

Chain SZ:



- Molecule 5: Scaffold protein

Chain Sa:

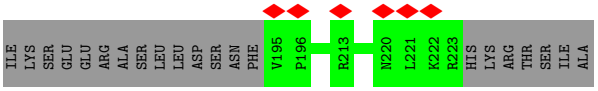

• Molecule 5: Scaffold protein

Chain Sb:



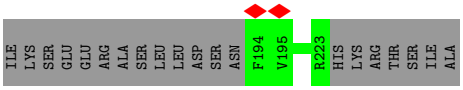

• Molecule 5: Scaffold protein

Chain Sc:

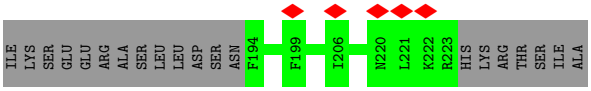

• Molecule 5: Scaffold protein

Chain Sd:

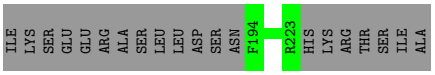

• Molecule 5: Scaffold protein

Chain Se:

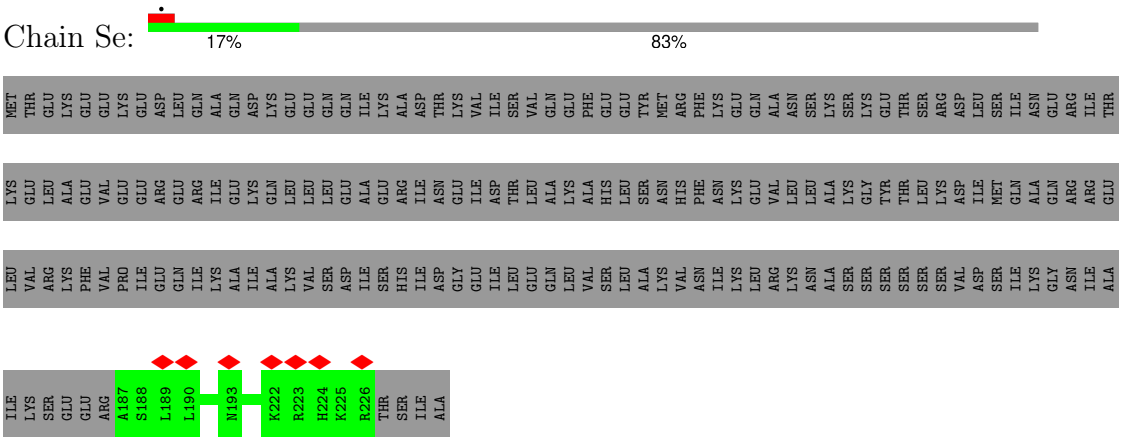

- Molecule 5: Scaffold protein

Chain Sf:



- Molecule 5: Scaffold protein

Chain Sg:

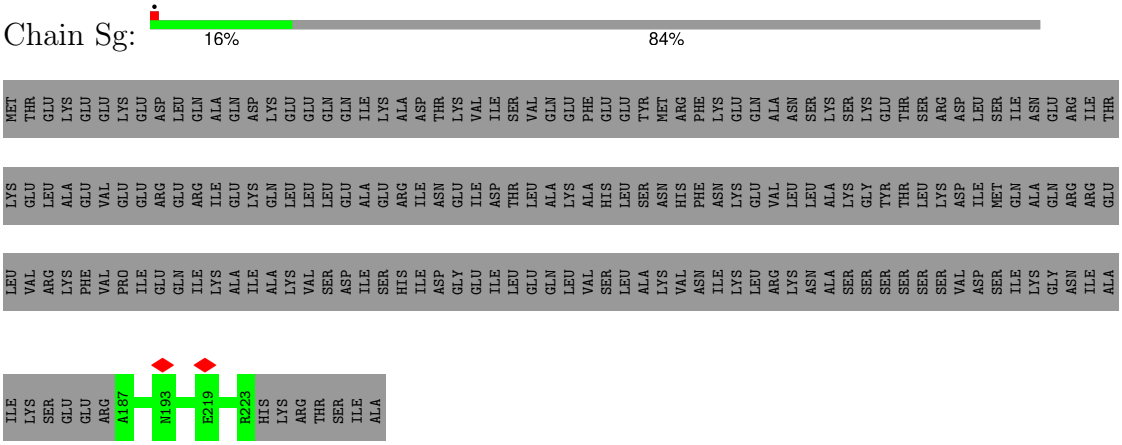

- Molecule 5: Scaffold protein

Chain Sh:





• Molecule 5: Scaffold protein

Chain Si:

• Molecule 5: Scaffold protein

Chain Sj:

• Molecule 5: Scaffold protein

Chain Sk:

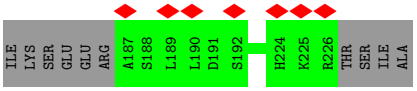

• Molecule 5: Scaffold protein

Chain Sl:



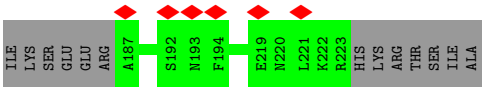

• Molecule 5: Scaffold protein

Chain Sm:

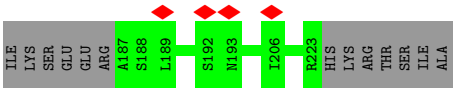

• Molecule 5: Scaffold protein

Chain Sn:

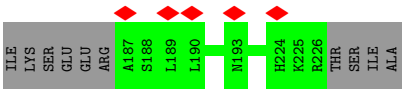

• Molecule 5: Scaffold protein

Chain So:

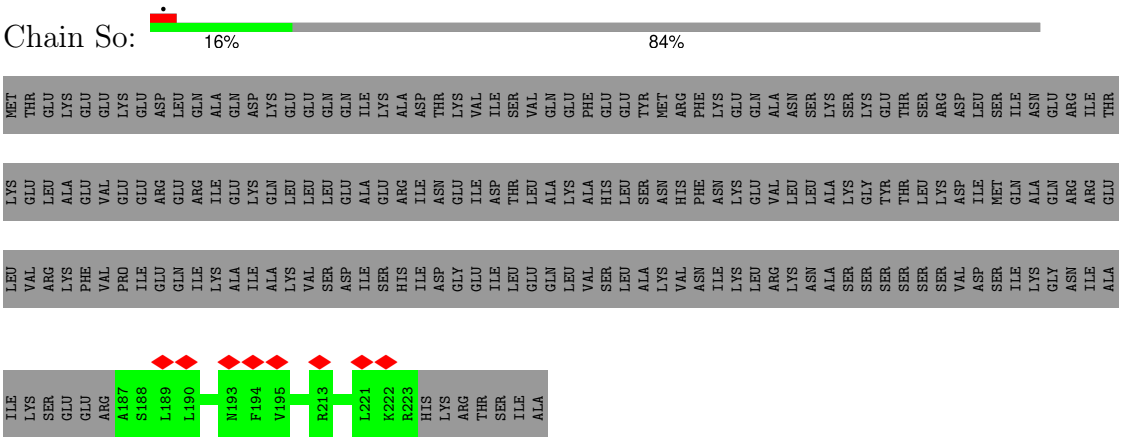

- Molecule 5: Scaffold protein

Chain Sp:

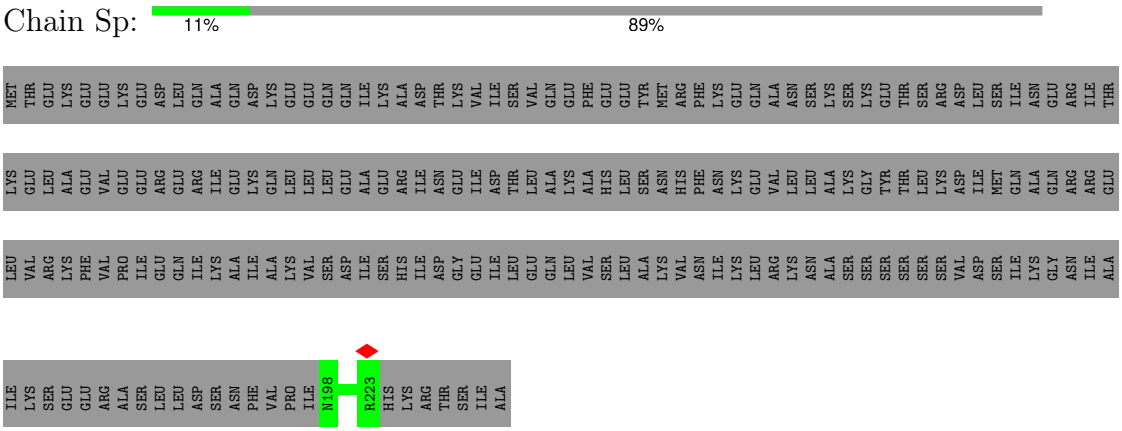

- Molecule 5: Scaffold protein

Chain Sq:

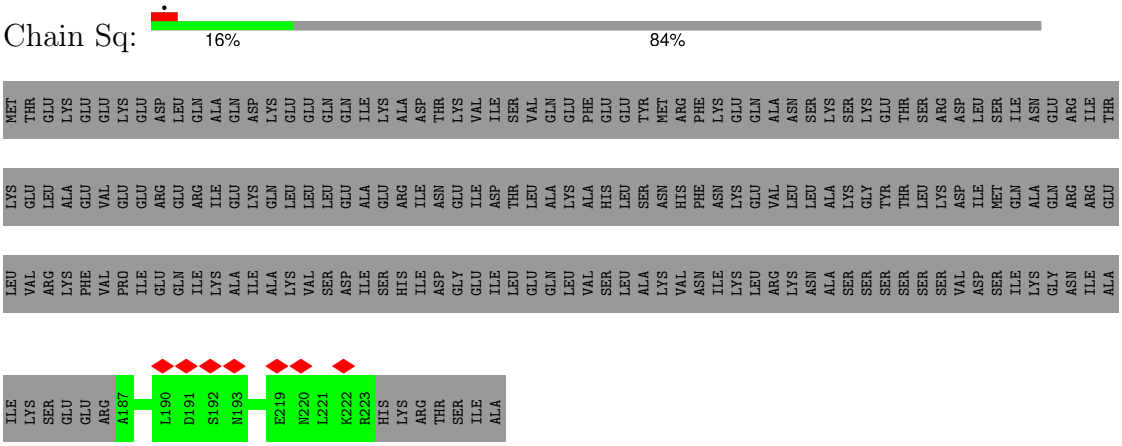

- Molecule 5: Scaffold protein

Chain Sr:

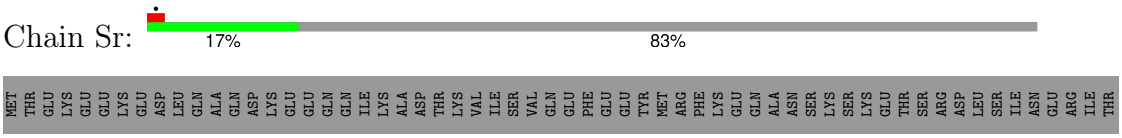



• Molecule 5: Scaffold protein

Chain Ss:

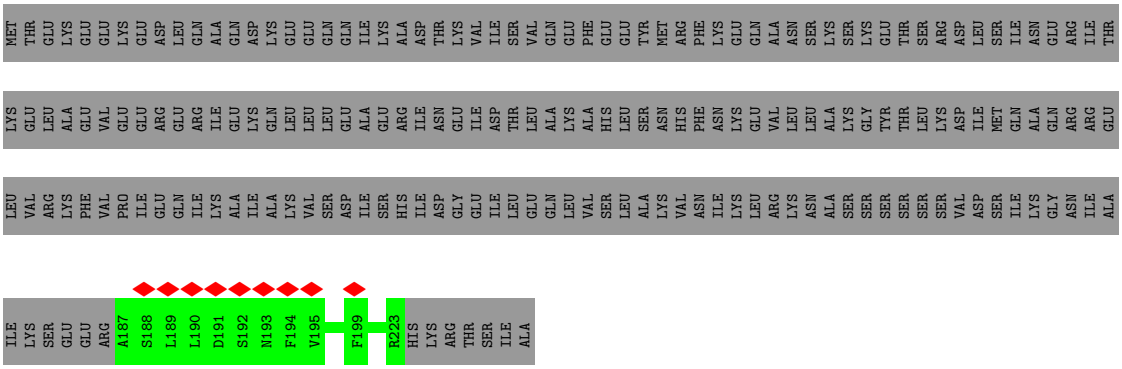

• Molecule 5: Scaffold protein

Chain St:



• Molecule 5: Scaffold protein

Chain Su:

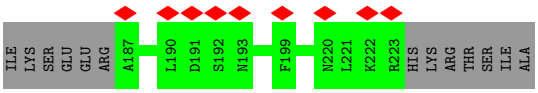

• Molecule 5: Scaffold protein

Chain Sv:



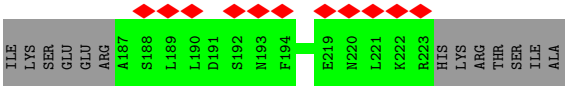

• Molecule 5: Scaffold protein

Chain Sw:

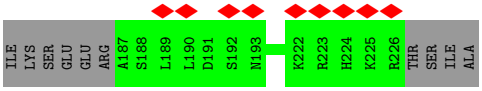

• Molecule 5: Scaffold protein

Chain Sx:

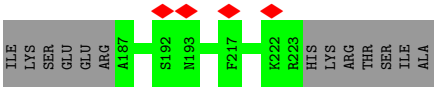

• Molecule 5: Scaffold protein

Chain Sy:

- Molecule 5: Scaffold protein

Chain Sz:



- Molecule 5: Scaffold protein

Chain TA:

- Molecule 5: Scaffold protein

Chain TB:



• Molecule 5: Scaffold protein

Chain TC:

• Molecule 5: Scaffold protein

Chain TD:

• Molecule 5: Scaffold protein

Chain TE:

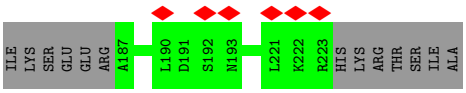

• Molecule 5: Scaffold protein

Chain TF:



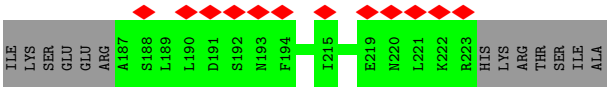

• Molecule 5: Scaffold protein

Chain TG:

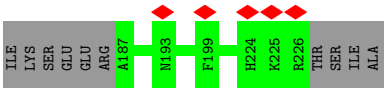

• Molecule 5: Scaffold protein

Chain TH:

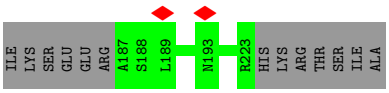

• Molecule 5: Scaffold protein

Chain WS: 13% 87%

MET THR GLU LYS GLU GLU LYS GLU ASP LEU GLN ALA GLN ASP LYS GLU GLU GLN GLN ILE LYS ALA ASP THR LYS VAL ILE SER VAL GLN GLU PHE GLU GLU TYR MET ARG PHE LYS GLU GLN ALA ASN SER LYS SER LYS GLU THR SER ARG ASP LEU SER ILE ASN GLU ARG ILE THR

LYS GLU LEU ALA GLU VAL GLU GLU ARG GLU ARG ILE GLU LYS GLN LEU LEU LEU GLU ALA ILE ASN GLU ILE ASP THR LEU ALA LYS ALA HIS LEU SER ASN HIS PHE ASN LYS GLU VAL LEU LEU ALA LYS GLY TYR THR LEU LYS ASP ILE MET GLN ALA GLN ARG ARG GLU

LEU VAL ARG LYS PHE VAL PRO ILE GLU GLN ILE LYS ALA ILE ALA LYS VAL SER ASP ILE SER HIS ILE ASP GLY GLU ILE LEU GLU GLN LEU VAL SER LEU ALA LYS VAL ASN ILE LYS LEU ARG LYS ASN ALA SER SER SER SER SER SER VAL ASP SER ILE LYS GLY ASN ILE ALA

ILE LYS SER GLU GLU ARG ALA SER LEU LEU ASP SER ASN F194 I197 N220 R223 HIS LYS ARG THR SER ILE ILE ALA

- Molecule 5: Scaffold protein

Chain WT: 16% 84%

MET THR GLU LYS GLU GLU LYS GLU ASP LEU GLN ALA GLN ASP LYS GLU GLU GLN GLN ILE LYS ALA ASP THR LYS VAL ILE SER VAL GLN GLU PHE GLU GLU TYR MET ARG PHE LYS GLU GLN ALA ASN SER LYS SER LYS GLU THR SER ARG ASP LEU SER ILE ASN GLU ARG ILE THR

LYS GLU LEU ALA GLU VAL GLU GLU ARG GLU ARG ILE GLU LYS GLN LEU LEU LEU GLU ALA ILE ASN GLU ILE ASP THR LEU ALA LYS ALA HIS LEU SER ASN HIS PHE ASN LYS GLU VAL LEU LEU ALA LYS GLY TYR THR LEU LYS ASP ILE MET GLN ALA GLN ARG ARG GLU

LEU VAL ARG LYS PHE VAL PRO ILE GLU GLN ILE LYS ALA ILE ALA LYS VAL SER ASP ILE SER HIS ILE ASP GLY GLU ILE LEU GLU GLN LEU VAL SER LEU ALA LYS VAL ASN ILE LYS LEU ARG LYS ASN ALA SER SER SER SER SER SER VAL ASP SER ILE LYS GLY ASN ILE ALA

ILE LYS SER GLU GLU ARG A187 L190 D191 S192 N193 Q216 N220 L221 K222 R223 HIS LYS ARG THR SER ILE ALA

- Molecule 5: Scaffold protein

Chain WU: 16% 84%

MET THR GLU LYS GLU GLU LYS GLU ASP LEU GLN ALA GLN ASP LYS GLU GLU GLN GLN ILE LYS ALA ASP THR LYS VAL ILE SER VAL GLN GLU PHE GLU GLU TYR MET ARG PHE LYS GLU GLN ALA ASN SER LYS SER LYS GLU THR SER ARG ASP LEU SER ILE ASN GLU ARG ILE THR

LYS GLU LEU ALA GLU VAL GLU GLU ARG GLU ARG ILE GLU LYS GLN LEU LEU LEU GLU ALA ILE ASN GLU ILE ASP THR LEU ALA LYS ALA HIS LEU SER ASN HIS PHE ASN LYS GLU VAL LEU LEU ALA LYS GLY TYR THR LEU LYS ASP ILE MET GLN ALA GLN ARG ARG GLU

LEU VAL ARG LYS PHE VAL PRO ILE GLU GLN ILE LYS ALA ILE ALA LYS VAL SER ASP ILE SER HIS ILE ASP GLY GLU ILE LEU GLU GLN LEU VAL SER LEU ALA LYS VAL ASN ILE LYS LEU ARG LYS ASN ALA SER SER SER SER SER SER VAL ASP SER ILE LYS GLY ASN ILE ALA

ILE LYS SER GLU GLU ARG A187 S188 L189 L190 D191 S192 N193 F194 V196 R223 HIS LYS ARG THR SER ILE ALA

- Molecule 5: Scaffold protein

Chain WV: 9% 16% 84%

MET THR GLU LYS GLU GLU LYS GLU ASP LEU GLN ALA GLN ASP LYS GLU GLU GLN GLN ILE LYS ALA ASP THR LYS VAL ILE SER VAL GLN GLU PHE GLU GLU TYR MET ARG PHE LYS GLU GLN ALA ASN SER LYS SER LYS GLU THR SER ARG ASP LEU SER ILE ASN GLU ARG ILE THR

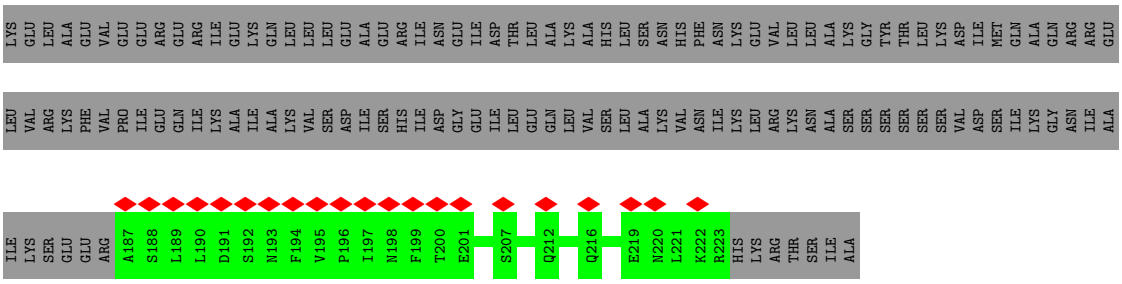

• Molecule 5: Scaffold protein

Chain WW:

• Molecule 5: Scaffold protein

Chain WX:

• Molecule 5: Scaffold protein

Chain WY:

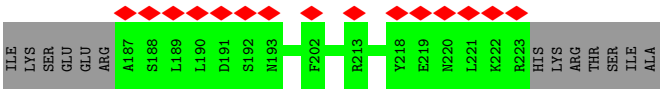

• Molecule 5: Scaffold protein

Chain WZ:



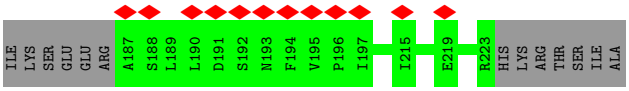

• Molecule 5: Scaffold protein

Chain Wa:

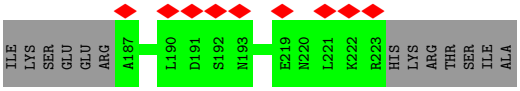

• Molecule 5: Scaffold protein

Chain Wb:

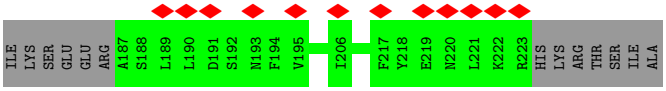

• Molecule 5: Scaffold protein

Chain Wc:

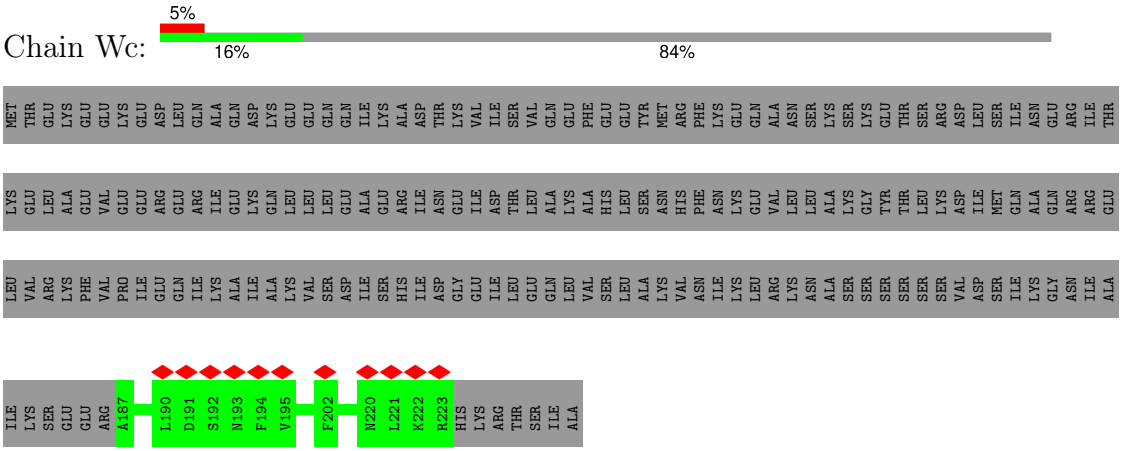

- Molecule 5: Scaffold protein

Chain Wd:

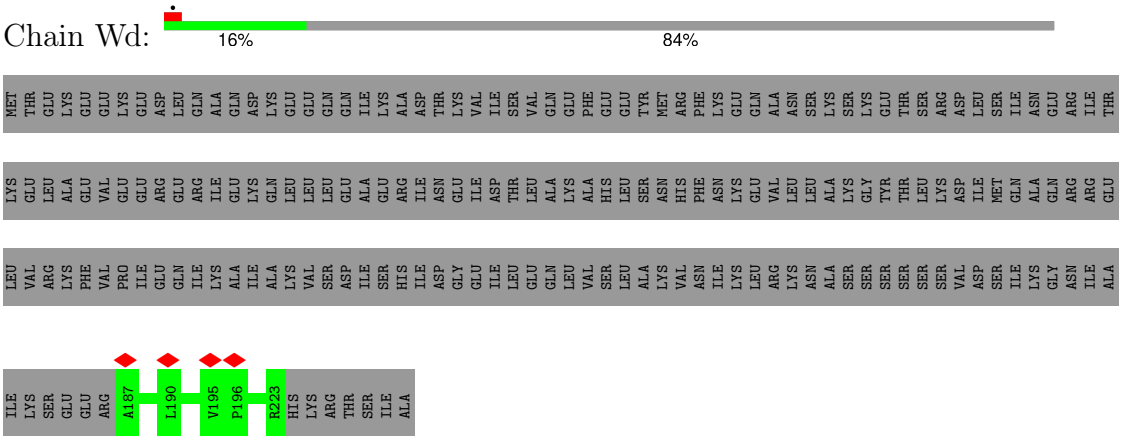

- Molecule 5: Scaffold protein

Chain We:

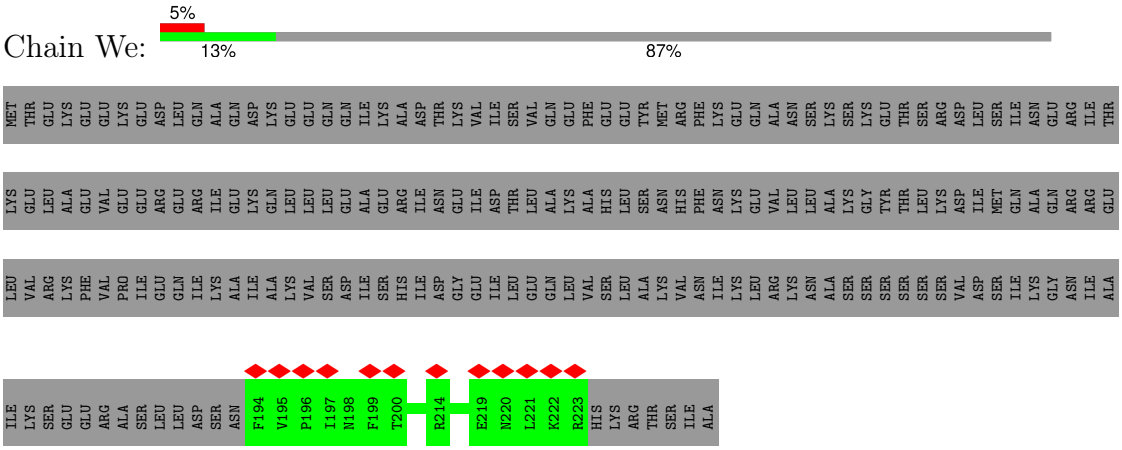

- Molecule 5: Scaffold protein

Chain Wf:

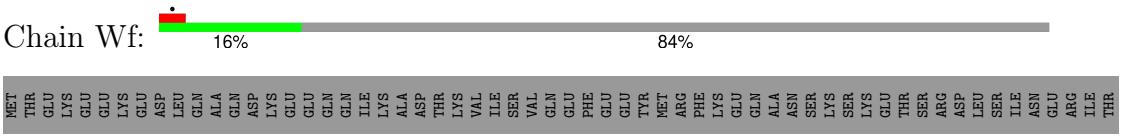



• Molecule 5: Scaffold protein

Chain Wg:

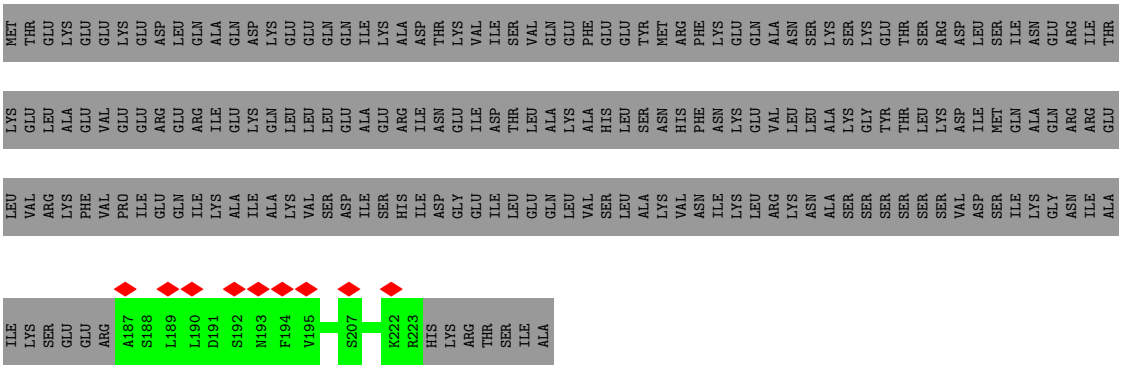

• Molecule 5: Scaffold protein

Chain Wh:



• Molecule 5: Scaffold protein

Chain Wi:

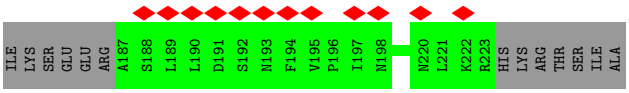

• Molecule 5: Scaffold protein

Chain Wj:

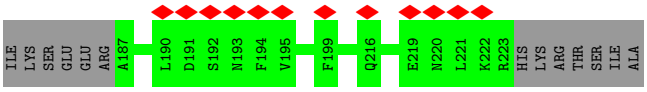

• Molecule 5: Scaffold protein

Chain Wk:

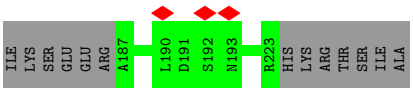

• Molecule 5: Scaffold protein

Chain Wl:

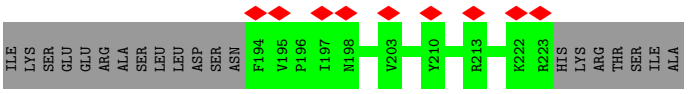

• Molecule 5: Scaffold protein

Chain Wm: 6% 16% 84%

MET THR GLU LYS GLU GLU LYS GLU ASP LEU GLN ALA GLN ASP LYS GLU GLU GLN GLN ILE LYS ALA ASP THR LYS VAL ILE SER VAL GLN GLU PHE GLU GLU TYR MET ARG PHE LYS GLU GLN ALA ASN SER LYS SER LYS GLU THR SER ARG ASP LEU SER ILE ASN GLU ARG ILE THR

LYS GLU LEU ALA GLU VAL GLU GLU ARG GLU ARG ILE GLU LYS GLN LEU LEU LEU GLU ALA ARG ILE ASN GLU ILE ASP THR LEU ALA LYS ALA HIS LEU SER ASN HIS PHE ASN LYS GLU VAL LEU LEU ALA LYS GLY TYR THR LEU LYS ASP ILE MET GLN ALA GLN ARG ARG GLU

LEU VAL ARG LYS PHE VAL PRO ILE GLU GLN ILE LYS ALA ILE ALA LYS VAL SER ASP ILE SER HIS ILE ASP GLY GLU ILE LEU GLU GLN LEU VAL SER LEU ALA LYS VAL ASN ILE LYS LEU ARG LYS ASN ALA SER SER SER SER SER SER VAL ASP SER ILE LYS GLY ASN ILE ALA

ILE LYS SER GLU GLU ARG A187 S188 L189 L190 N193 F199 T200 K211 R214 I215 Q216 E219 N220 L221 K222 R223 HIS LYS ARG THR SER ILE ALA

- Molecule 5: Scaffold protein

Chain Wn: 16% 84%

MET THR GLU LYS GLU GLU LYS GLU ASP LEU GLN ALA GLN ASP LYS GLU GLU GLN GLN ILE LYS ALA ASP THR LYS VAL ILE SER VAL GLN GLU PHE GLU GLU TYR MET ARG PHE LYS GLU GLN ALA ASN SER LYS SER LYS GLU THR SER ARG ASP LEU SER ILE ASN GLU ARG ILE THR

LYS GLU LEU ALA GLU VAL GLU GLU ARG GLU ARG ILE GLU LYS GLN LEU LEU LEU GLU ALA ARG ILE ASN GLU ILE ASP THR LEU ALA LYS ALA HIS LEU SER ASN HIS PHE ASN LYS GLU VAL LEU LEU ALA LYS GLY TYR THR LEU LYS ASP ILE MET GLN ALA GLN ARG ARG GLU

LEU VAL ARG LYS PHE VAL PRO ILE GLU GLN ILE LYS ALA ILE ALA LYS VAL SER ASP ILE SER HIS ILE ASP GLY GLU ILE LEU GLU GLN LEU VAL SER LEU ALA LYS VAL ASN ILE LYS LEU ARG LYS ASN ALA SER SER SER SER SER SER VAL ASP SER ILE LYS GLY ASN ILE ALA

ILE LYS SER GLU GLU ARG A187 S188 L189 S192 N193 K222 R223 HIS LYS ARG THR SER ILE ALA

- Molecule 5: Scaffold protein

Chain Wo: 16% 84%

MET THR GLU LYS GLU GLU LYS GLU ASP LEU GLN ALA GLN ASP LYS GLU GLU GLN GLN ILE LYS ALA ASP THR LYS VAL ILE SER VAL GLN GLU PHE GLU GLU TYR MET ARG PHE LYS GLU GLN ALA ASN SER LYS SER LYS GLU THR SER ARG ASP LEU SER ILE ASN GLU ARG ILE THR

LYS GLU LEU ALA GLU VAL GLU GLU ARG GLU ARG ILE GLU LYS GLN LEU LEU LEU GLU ALA ARG ILE ASN GLU ILE ASP THR LEU ALA LYS ALA HIS LEU SER ASN HIS PHE ASN LYS GLU VAL LEU LEU ALA LYS GLY TYR THR LEU LYS ASP ILE MET GLN ALA GLN ARG ARG GLU

LEU VAL ARG LYS PHE VAL PRO ILE GLU GLN ILE LYS ALA ILE ALA LYS VAL SER ASP ILE SER HIS ILE ASP GLY GLU ILE LEU GLU GLN LEU VAL SER LEU ALA LYS VAL ASN ILE LYS LEU ARG LYS ASN ALA SER SER SER SER SER SER VAL ASP SER ILE LYS GLY ASN ILE ALA

ILE LYS SER GLU GLU ARG A187 S192 N193 I197 N198 F199 Y210 R214 N220 L221 K222 R223 HIS LYS ARG THR SER ILE ALA

- Molecule 5: Scaffold protein

Chain Wp: 13% 87%

MET THR GLU LYS GLU GLU LYS GLU ASP LEU GLN ALA GLN ASP LYS GLU GLU GLN GLN ILE LYS ALA ASP THR LYS VAL ILE SER VAL GLN GLU PHE GLU GLU TYR MET ARG PHE LYS GLU GLN ALA ASN SER LYS SER LYS GLU THR SER ARG ASP LEU SER ILE ASN GLU ARG ILE THR



• Molecule 5: Scaffold protein

Chain Wq:

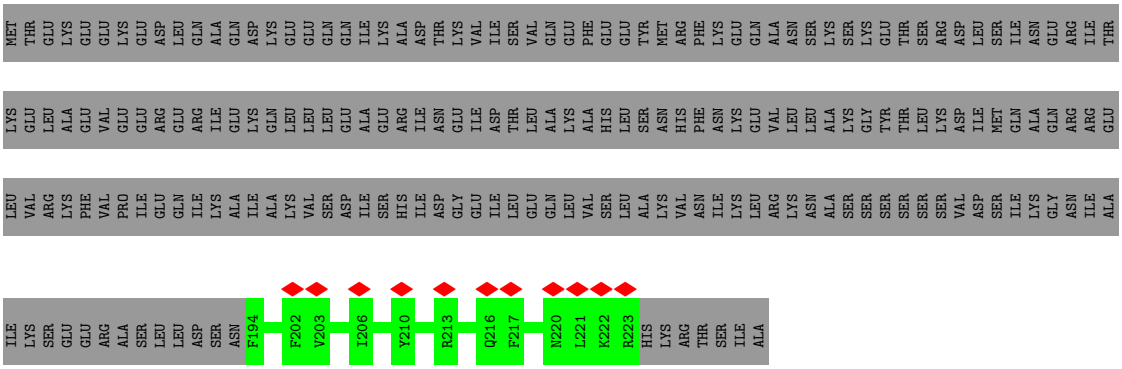

• Molecule 5: Scaffold protein

Chain Wr:



• Molecule 5: Scaffold protein

Chain Ws:



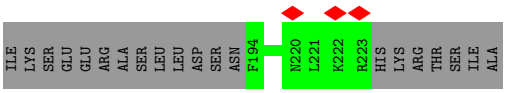

• Molecule 5: Scaffold protein

Chain Wt:



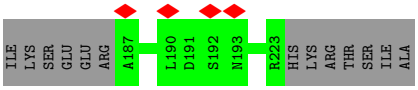

• Molecule 5: Scaffold protein

Chain Wu:



• Molecule 5: Scaffold protein

Chain Wv:

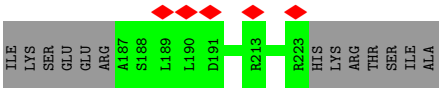

• Molecule 5: Scaffold protein

Chain Ww:

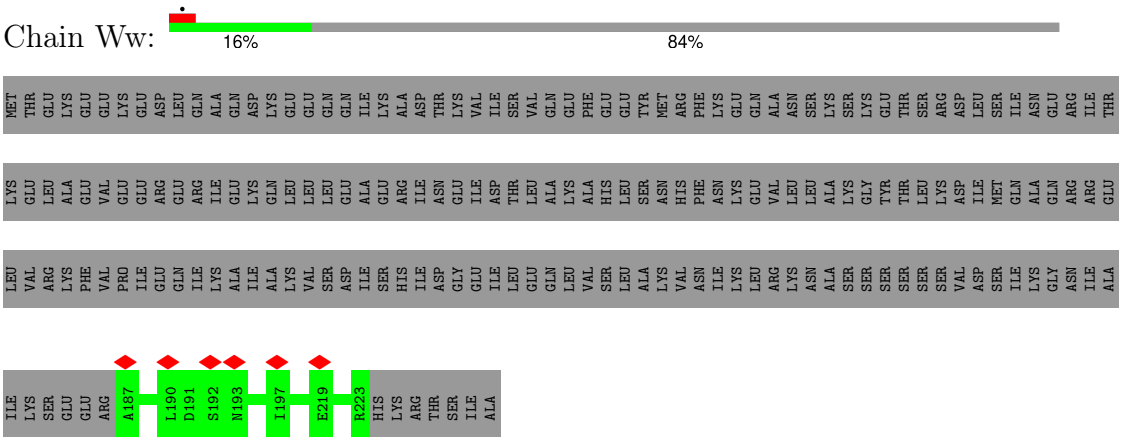

- Molecule 5: Scaffold protein

Chain Wx:

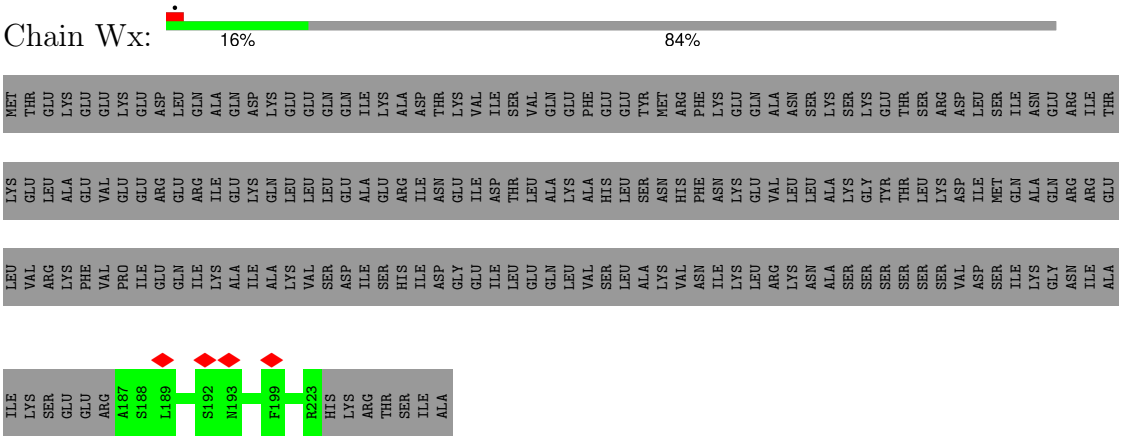

- Molecule 5: Scaffold protein

Chain Wy:

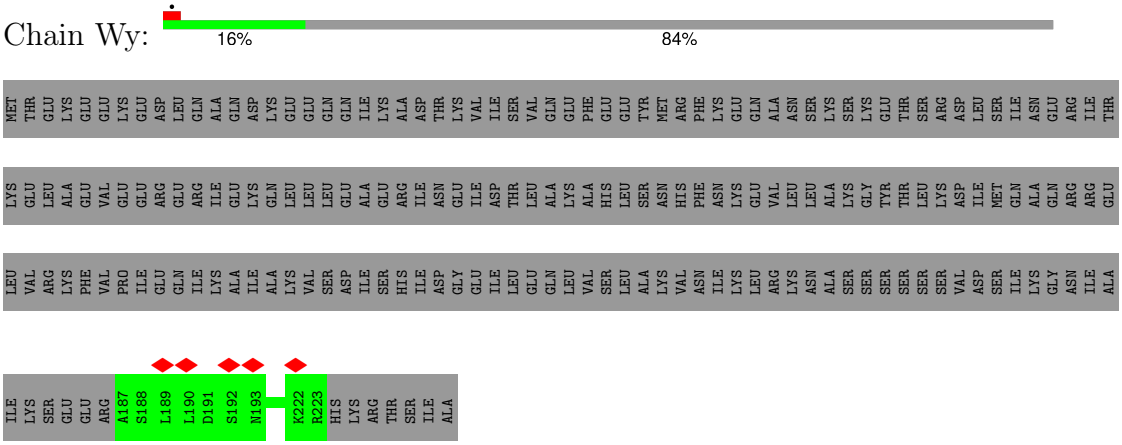

- Molecule 5: Scaffold protein

Chain Wz:





- Molecule 5: Scaffold protein

Chain XA:

- Molecule 5: Scaffold protein

Chain XB:

- Molecule 5: Scaffold protein

Chain XC:

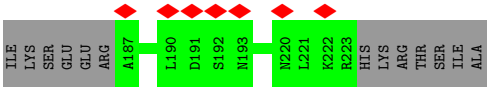

• Molecule 5: Scaffold protein

Chain XD:



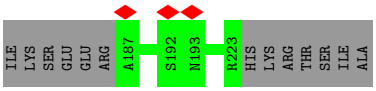

• Molecule 5: Scaffold protein

Chain XE:

• Molecule 5: Scaffold protein

Chain XF:

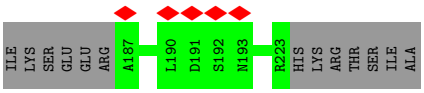

• Molecule 5: Scaffold protein

Chain XG: 16% 84%

MET THR GLU LYS GLU GLU LYS GLU ASP LEU GLN ALA GLN ASP LYS GLU GLU GLN GLN ILE LYS ALA ASP THR LYS VAL ILE SER VAL GLN GLU PHE GLU GLU TYR MET ARG PHE LYS GLU GLN ALA ASN SER LYS SER LYS GLU THR SER ARG ASP LEU SER ILE ASN GLU ARG ILE THR

LYS GLU LEU ALA GLU VAL GLU GLU ARG GLU ARG ILE GLU LYS GLN LEU LEU LEU GLU ALA GLU ARG ILE ASN GLU ILE ASP THR LEU ALA LYS ALA HIS LEU SER ASN HIS PHE ASN LYS GLU VAL LEU LEU ALA LYS GLY TYR THR LEU LYS ASP ILE MET GLN ALA GLN ARG ARG GLU

LEU VAL ARG LYS PHE VAL PRO ILE GLU GLN ILE LYS ALA ILE ALA LYS VAL SER ASP ILE SER HIS ILE ASP GLY GLU ILE LEU GLU GLN LEU VAL SER LEU ALA LYS VAL ASN ILE LYS LEU ARG LYS ASN ALA SER SER SER SER SER VAL ASP SER ILE LYS GLY ASN ILE ALA

ILE LYS SER GLU GLU ARG A187 S188 L189 L190 D191 S192 N193 F194 V195 R223 HIS LYS ARG THR SER ILE ALA

- Molecule 5: Scaffold protein

Chain XH: 16% 84%

MET THR GLU LYS GLU GLU LYS GLU ASP LEU GLN ALA GLN ASP LYS GLU GLU GLN GLN ILE LYS ALA ASP THR LYS VAL ILE SER VAL GLN GLU PHE GLU GLU TYR MET ARG PHE LYS GLU GLN ALA ASN SER LYS SER LYS GLU THR SER ARG ASP LEU SER ILE ASN GLU ARG ILE THR

LYS GLU LEU ALA GLU VAL GLU GLU ARG GLU ARG ILE GLU LYS GLN LEU LEU LEU GLU ALA GLU ARG ILE ASN GLU ILE ASP THR LEU ALA LYS ALA HIS LEU SER ASN HIS PHE ASN LYS GLU VAL LEU LEU ALA LYS GLY TYR THR LEU LYS ASP ILE MET GLN ALA GLN ARG ARG GLU

LEU VAL ARG LYS PHE VAL PRO ILE GLU GLN ILE LYS ALA ILE ALA LYS VAL SER ASP ILE SER HIS ILE ASP GLY GLU ILE LEU GLU GLN LEU VAL SER LEU ALA LYS VAL ASN ILE LYS LEU ARG LYS ASN ALA SER SER SER SER SER VAL ASP SER ILE LYS GLY ASN ILE ALA

ILE LYS SER GLU GLU ARG A187 S188 L189 L190 N193 R223 HIS LYS ARG THR SER ILE ALA

- Molecule 5: Scaffold protein

Chain XI: 16% 84%

MET THR GLU LYS GLU GLU LYS GLU ASP LEU GLN ALA GLN ASP LYS GLU GLU GLN GLN ILE LYS ALA ASP THR LYS VAL ILE SER VAL GLN GLU PHE GLU GLU TYR MET ARG PHE LYS GLU GLN ALA ASN SER LYS SER LYS GLU THR SER ARG ASP LEU SER ILE ASN GLU ARG ILE THR

LYS GLU LEU ALA GLU VAL GLU GLU ARG GLU ARG ILE GLU LYS GLN LEU LEU LEU GLU ALA GLU ARG ILE ASN GLU ILE ASP THR LEU ALA LYS ALA HIS LEU SER ASN HIS PHE ASN LYS GLU VAL LEU LEU ALA LYS GLY TYR THR LEU LYS ASP ILE MET GLN ALA GLN ARG ARG GLU

LEU VAL ARG LYS PHE VAL PRO ILE GLU GLN ILE LYS ALA ILE ALA LYS VAL SER ASP ILE SER HIS ILE ASP GLY GLU ILE LEU GLU GLN LEU VAL SER LEU ALA LYS VAL ASN ILE LYS LEU ARG LYS ASN ALA SER SER SER SER SER VAL ASP SER ILE LYS GLY ASN ILE ALA

ILE LYS SER GLU GLU ARG A187 L190 D191 S192 N193 F194 V195 R223 HIS LYS ARG THR SER ILE ALA

- Molecule 5: Scaffold protein

Chain XJ: 5% 13% 87%

MET THR GLU LYS GLU GLU LYS GLU ASP LEU GLN ALA GLN ASP LYS GLU GLU GLN GLN ILE LYS ALA ASP THR LYS VAL ILE SER VAL GLN GLU PHE GLU GLU TYR MET ARG PHE LYS GLU GLN ALA ASN SER LYS SER LYS GLU THR SER ARG ASP LEU SER ILE ASN GLU ARG ILE THR

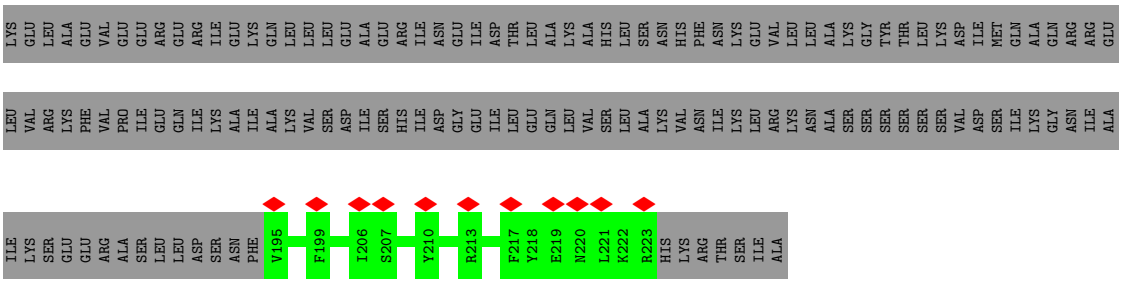

• Molecule 5: Scaffold protein

Chain XK:



• Molecule 5: Scaffold protein

Chain XL:



• Molecule 5: Scaffold protein

Chain XM:

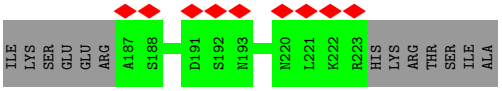

• Molecule 5: Scaffold protein

Chain XN:



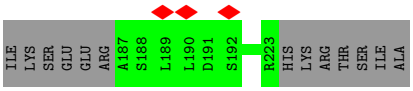

• Molecule 5: Scaffold protein

Chain XO:

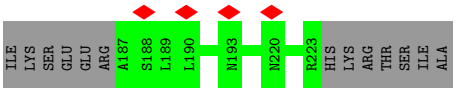

• Molecule 5: Scaffold protein

Chain XP:

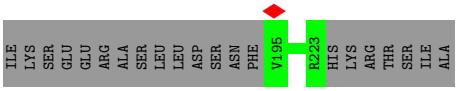

• Molecule 5: Scaffold protein

Chain XQ:

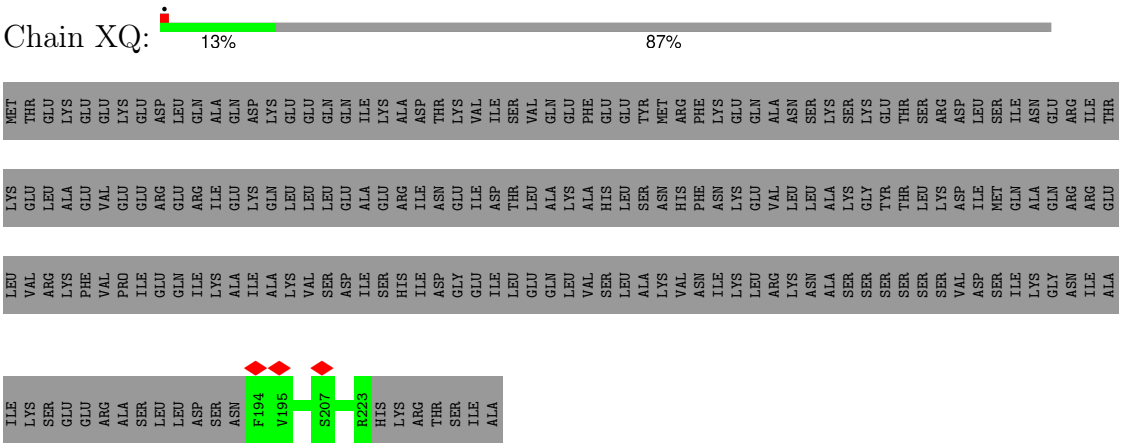

- Molecule 5: Scaffold protein

Chain XR:

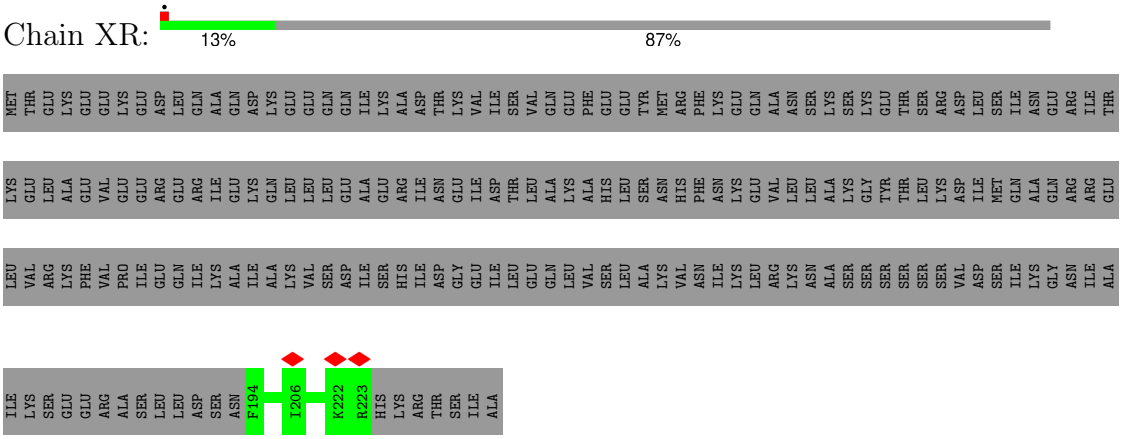

- Molecule 5: Scaffold protein

Chain XS:



- Molecule 5: Scaffold protein

Chain XT:

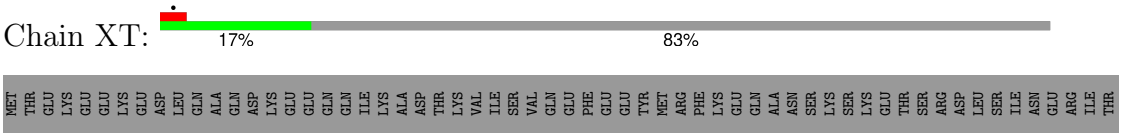



• Molecule 5: Scaffold protein

Chain XU:

• Molecule 5: Scaffold protein

Chain XV:



• Molecule 5: Scaffold protein

Chain XW:

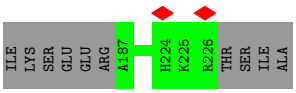

• Molecule 5: Scaffold protein

Chain XX:



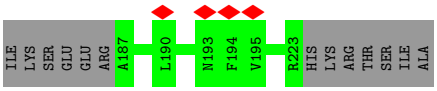

• Molecule 5: Scaffold protein

Chain XY:

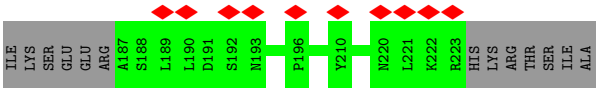

• Molecule 5: Scaffold protein

Chain XZ:

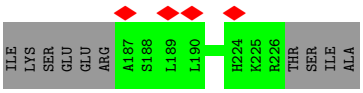

• Molecule 5: Scaffold protein

Chain Xa: 16% 84%



- Molecule 5: Scaffold protein

Chain Xb: 16% 84%



- Molecule 5: Scaffold protein

Chain Xc: 17% 83%

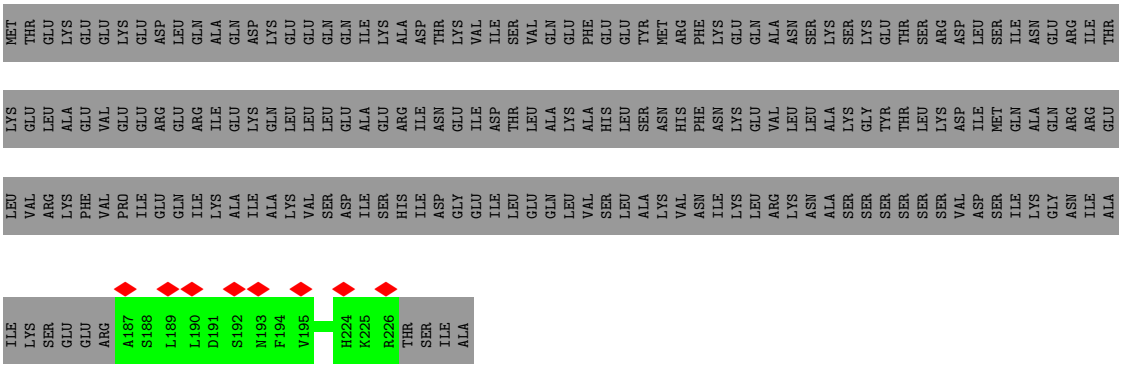

- Molecule 5: Scaffold protein

Chain Xd: 16% 84%



• Molecule 5: Scaffold protein

Chain Xe:



• Molecule 5: Scaffold protein

Chain Xf:



• Molecule 5: Scaffold protein

Chain Xg:

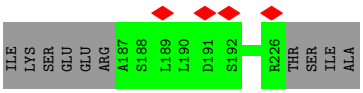

• Molecule 5: Scaffold protein

Chain Xh:



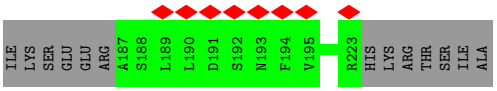

• Molecule 5: Scaffold protein

Chain Xi:

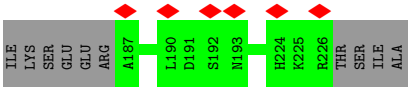

• Molecule 5: Scaffold protein

Chain Xj:

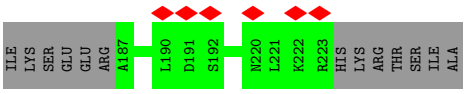

• Molecule 5: Scaffold protein

Chain Xk: 16% 84%



- Molecule 5: Scaffold protein

Chain Xl: 17% 83%



- Molecule 5: Scaffold protein

Chain Xm: 16% 84%



- Molecule 5: Scaffold protein

Chain Xn: 16% 84%



• Molecule 5: Scaffold protein

Chain Xo:



• Molecule 5: Scaffold protein

Chain Xp:

• Molecule 5: Scaffold protein

Chain Xq:

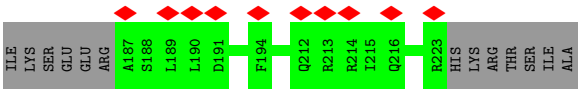

• Molecule 5: Scaffold protein

Chain Xr:



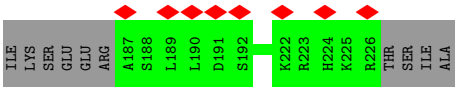

• Molecule 5: Scaffold protein

Chain Xs:

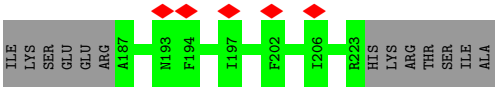

• Molecule 5: Scaffold protein

Chain Xt:

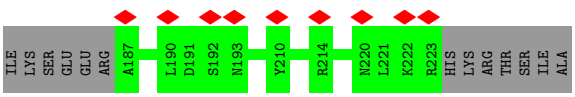

• Molecule 5: Scaffold protein

Chain Xu:

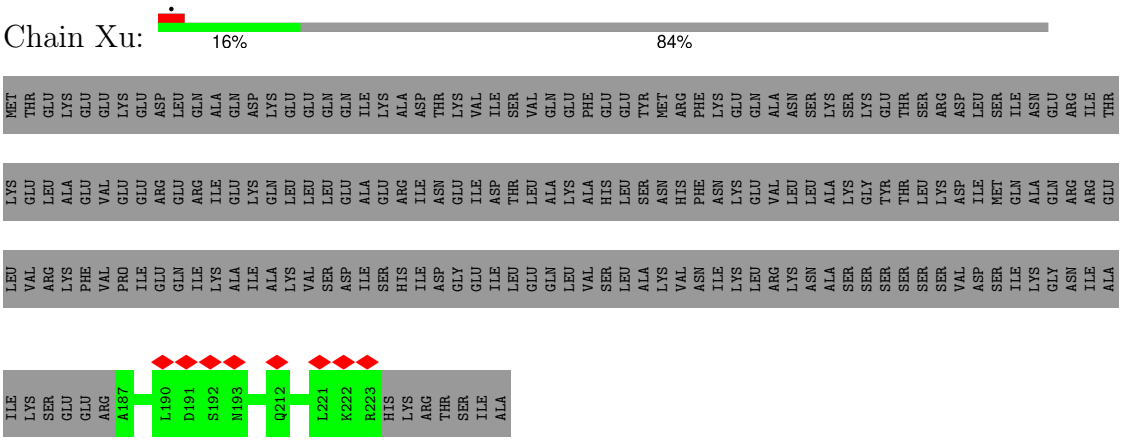

- Molecule 5: Scaffold protein

Chain Xv:



- Molecule 5: Scaffold protein

Chain Xw:

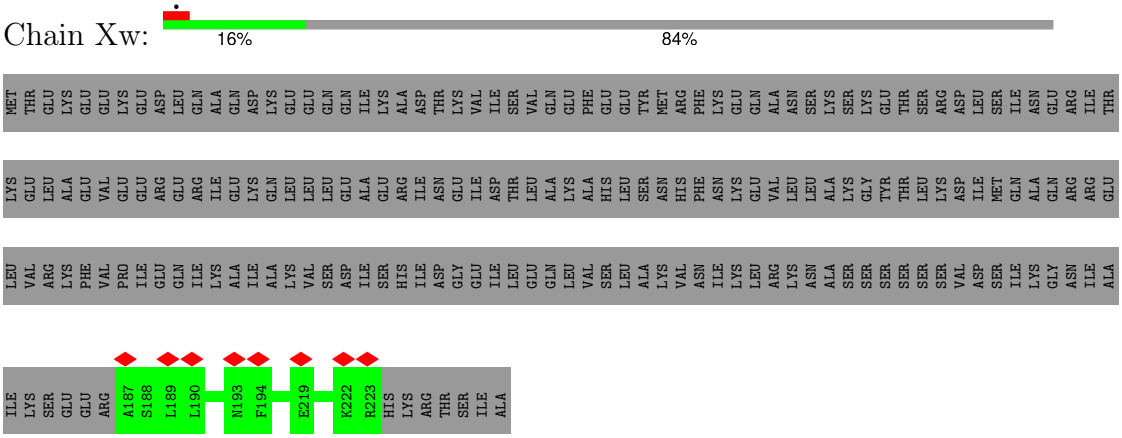

- Molecule 5: Scaffold protein

Chain YJ:

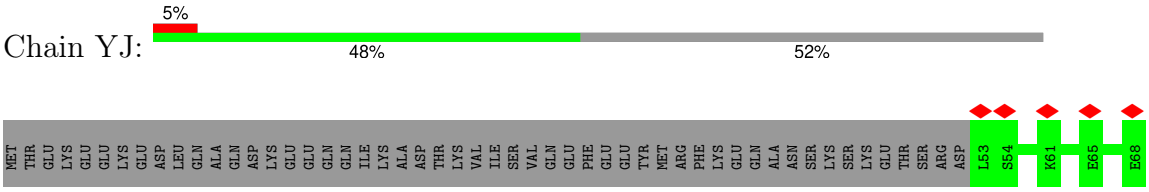



• Molecule 5: Scaffold protein

Chain YK: 7% 48% 52%

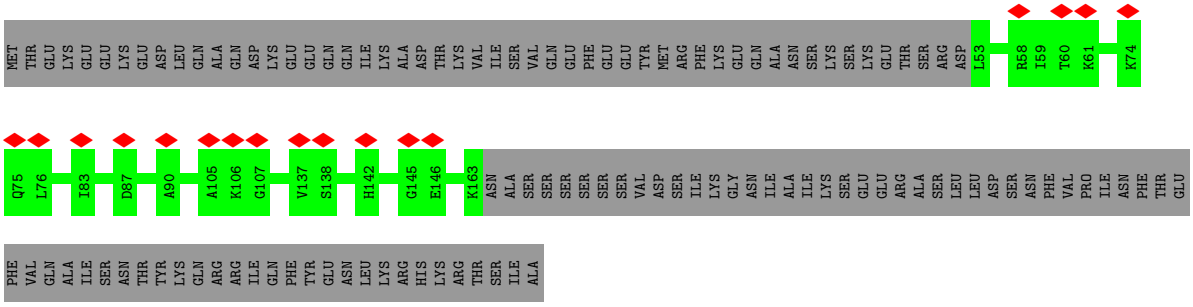

• Molecule 5: Scaffold protein

Chain YL: 9% 39% 61%

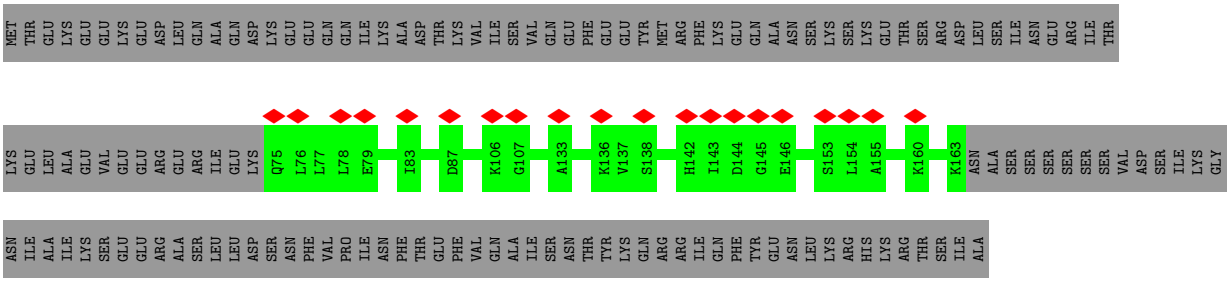

• Molecule 5: Scaffold protein

Chain YM: 15% 39% 61%

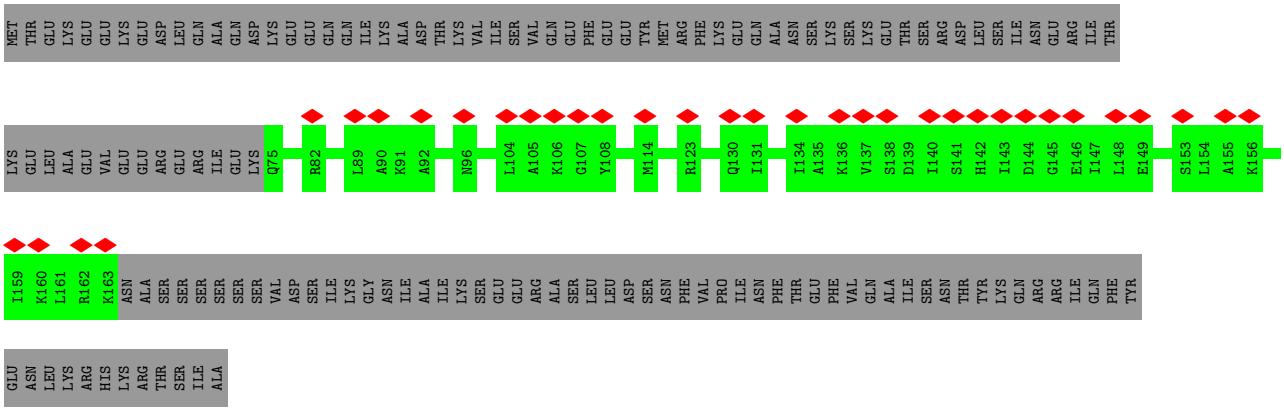

• Molecule 5: Scaffold protein

Chain YN:

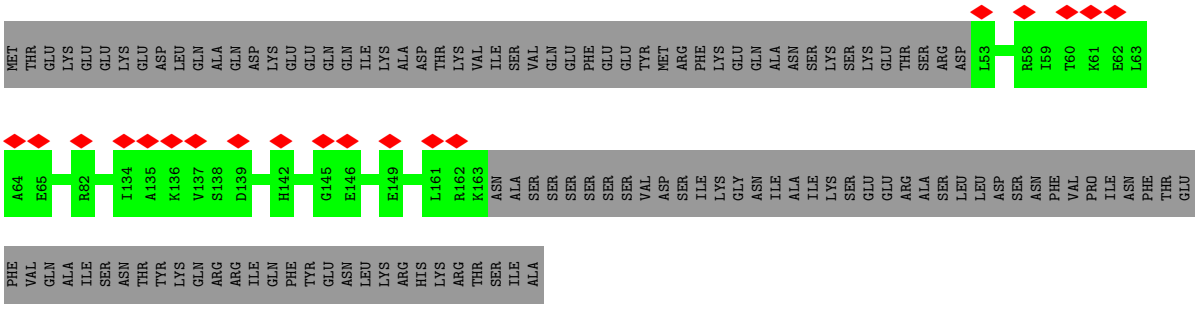

- Molecule 5: Scaffold protein

Chain YO:

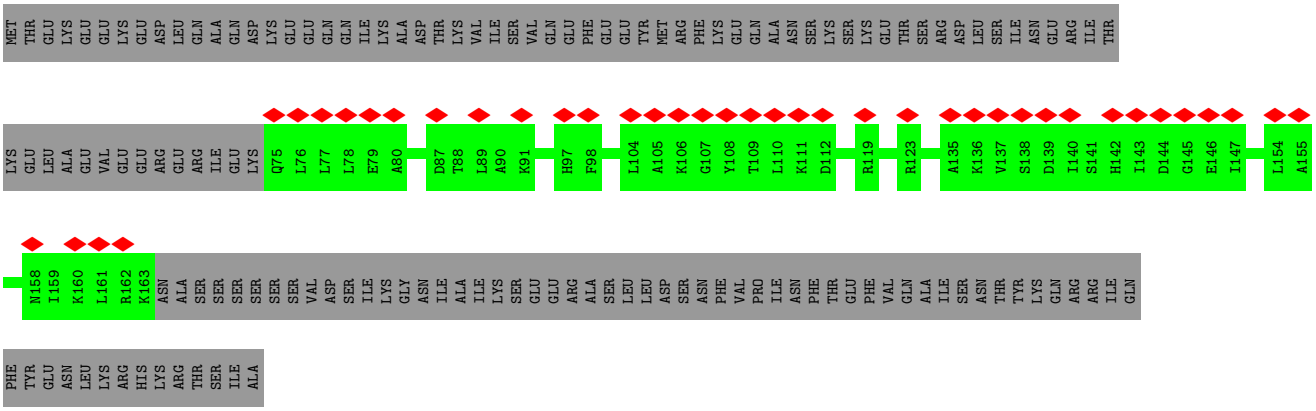

- Molecule 5: Scaffold protein

Chain YP:

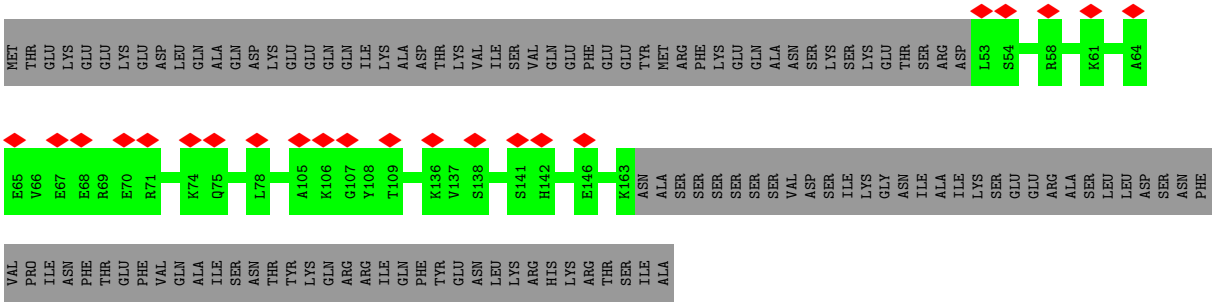

- Molecule 5: Scaffold protein

Chain YQ:





• Molecule 5: Scaffold protein

Chain YR:



• Molecule 5: Scaffold protein

Chain YS:

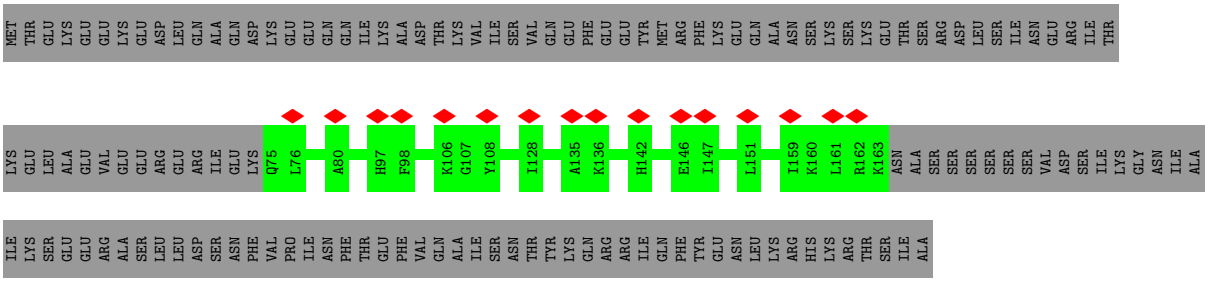

• Molecule 5: Scaffold protein

Chain YT:

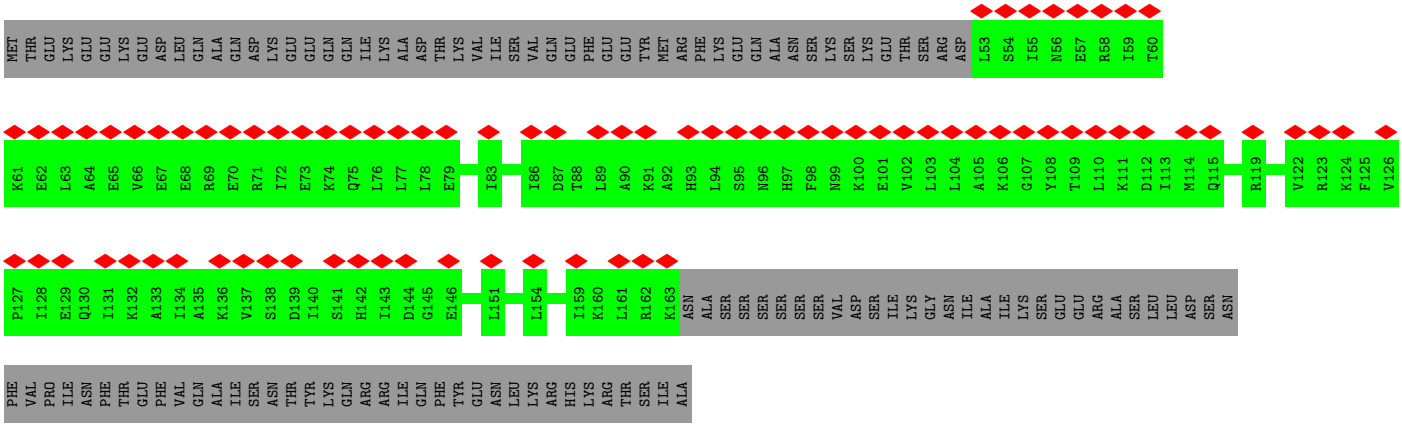

• Molecule 5: Scaffold protein

Chain YU:

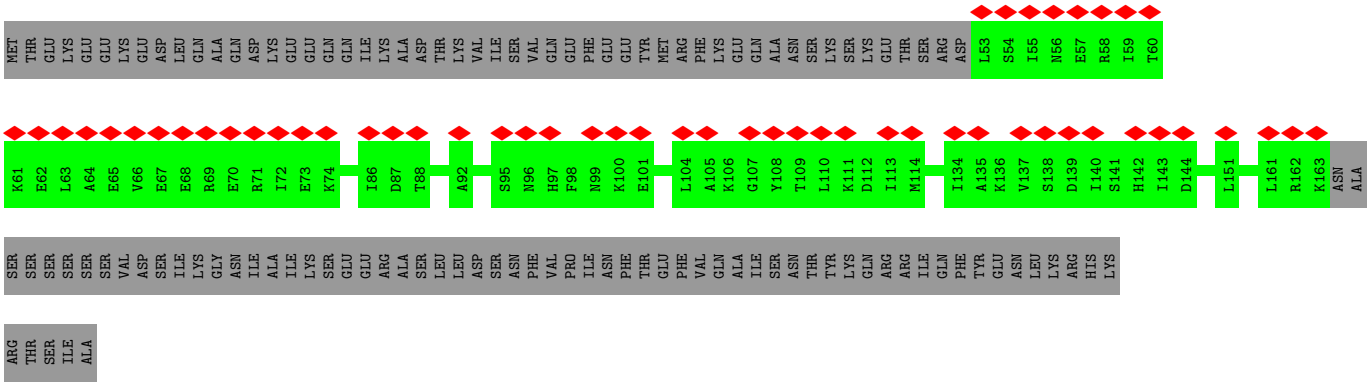

- Molecule 5: Scaffold protein

Chain YV:

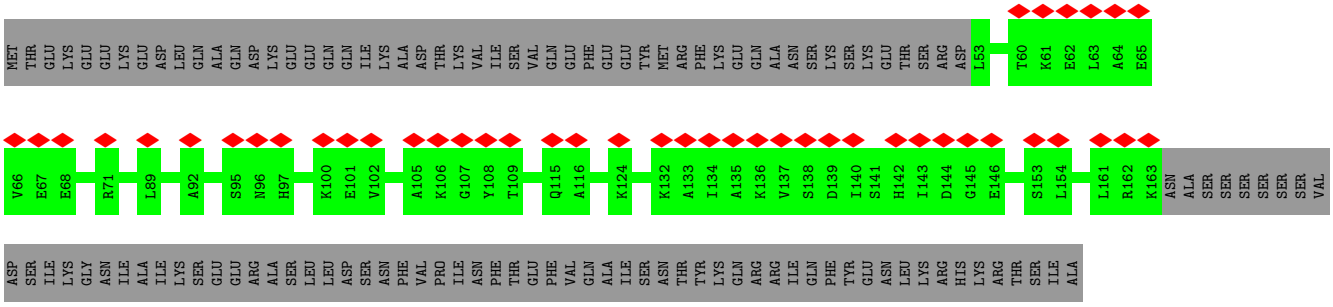

- Molecule 5: Scaffold protein

Chain YW:

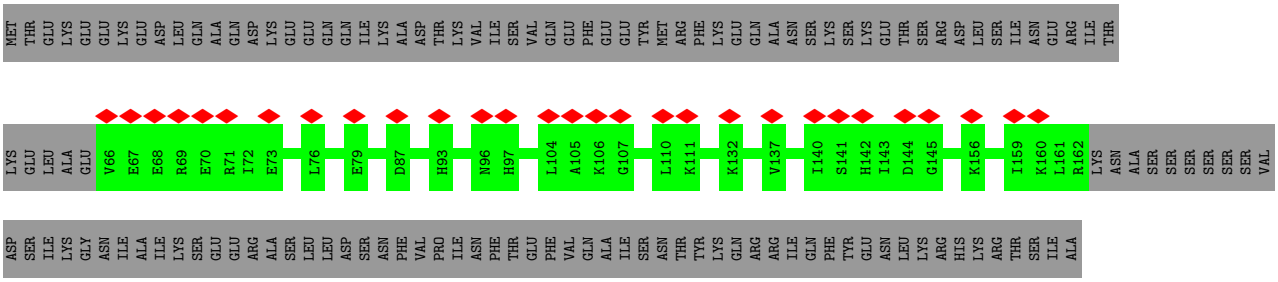

- Molecule 5: Scaffold protein

Chain YX:



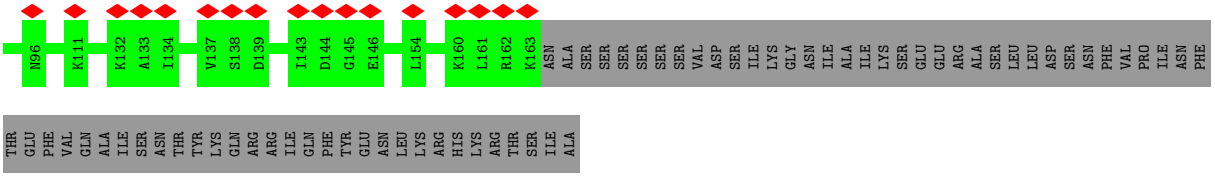

- Molecule 5: Scaffold protein

Chain YY:

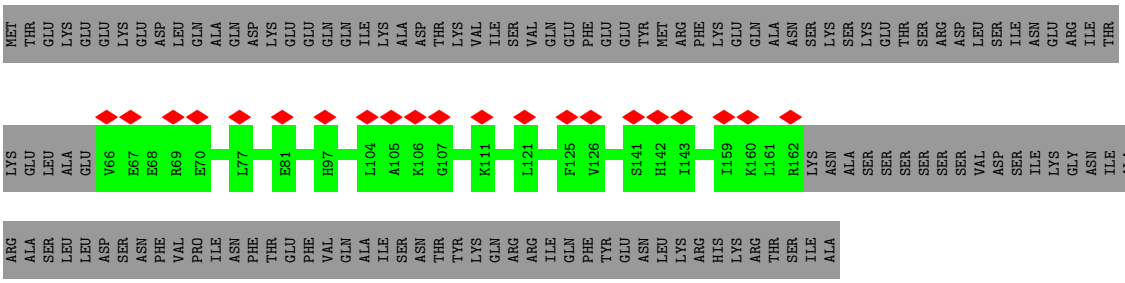

- Molecule 5: Scaffold protein

Chain YZ:

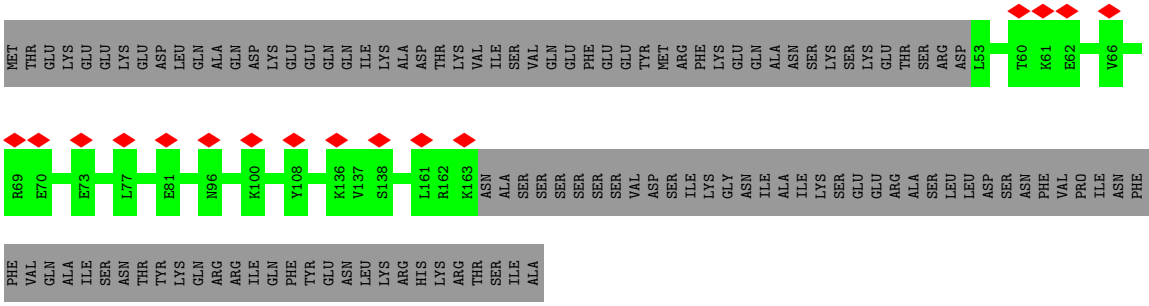

- Molecule 5: Scaffold protein

Chain Ya:

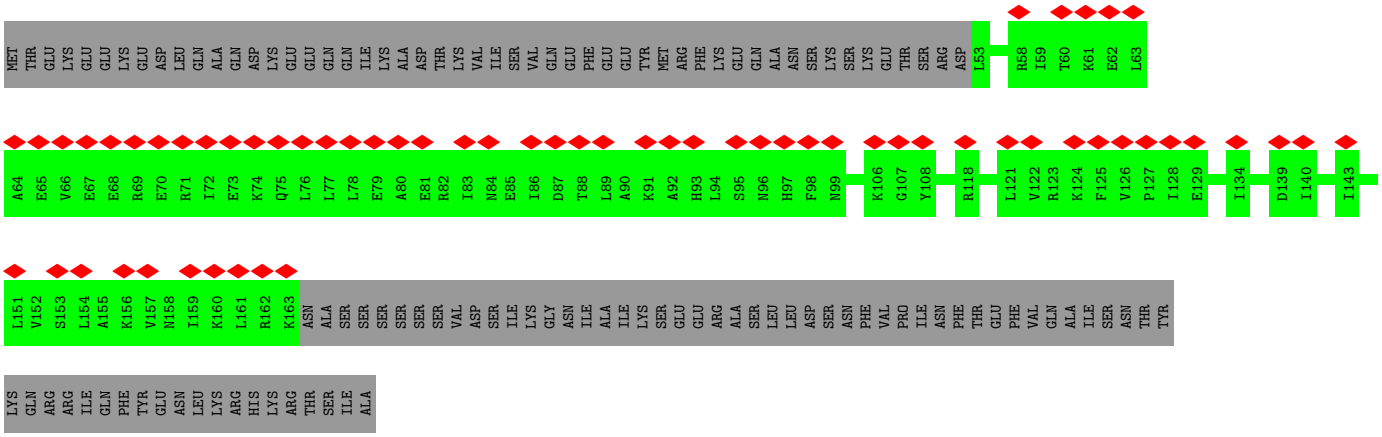

- Molecule 5: Scaffold protein

Chain Yb:

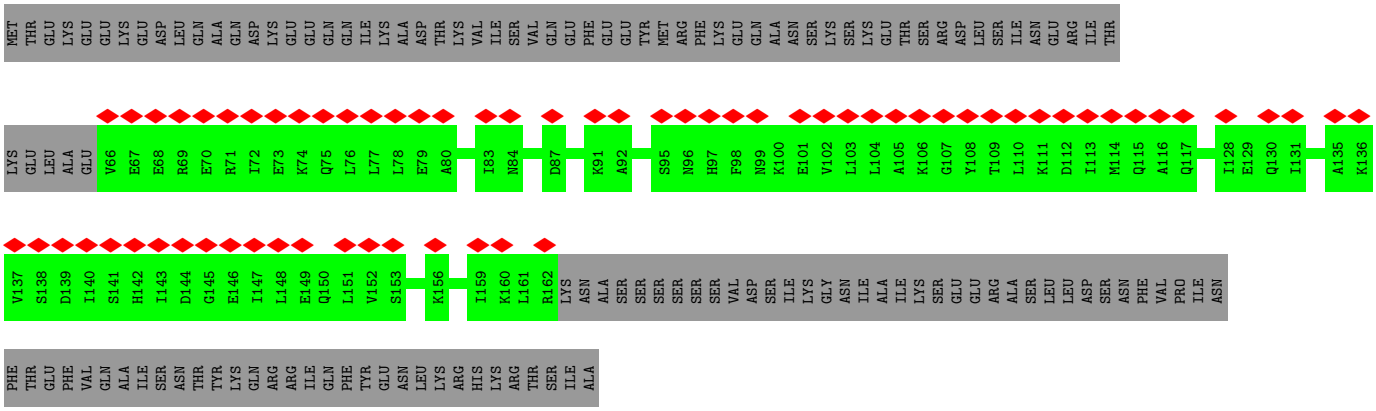

- Molecule 5: Scaffold protein

Chain Yc:

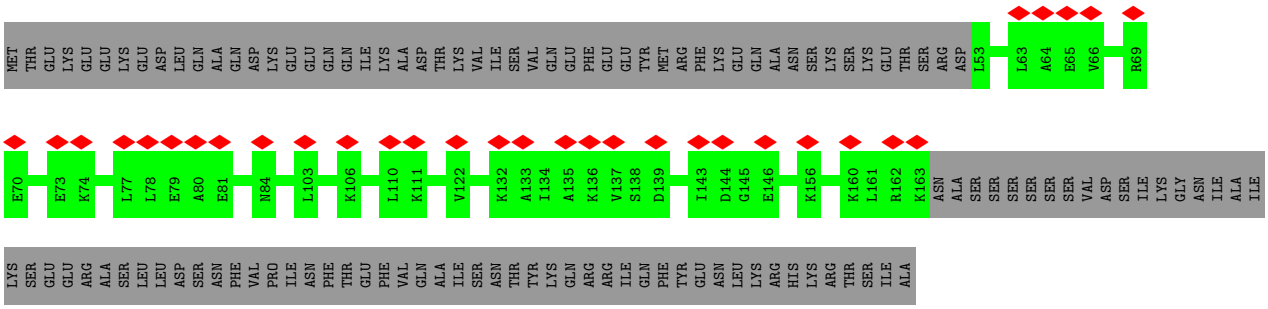

- Molecule 5: Scaffold protein

Chain Yd:

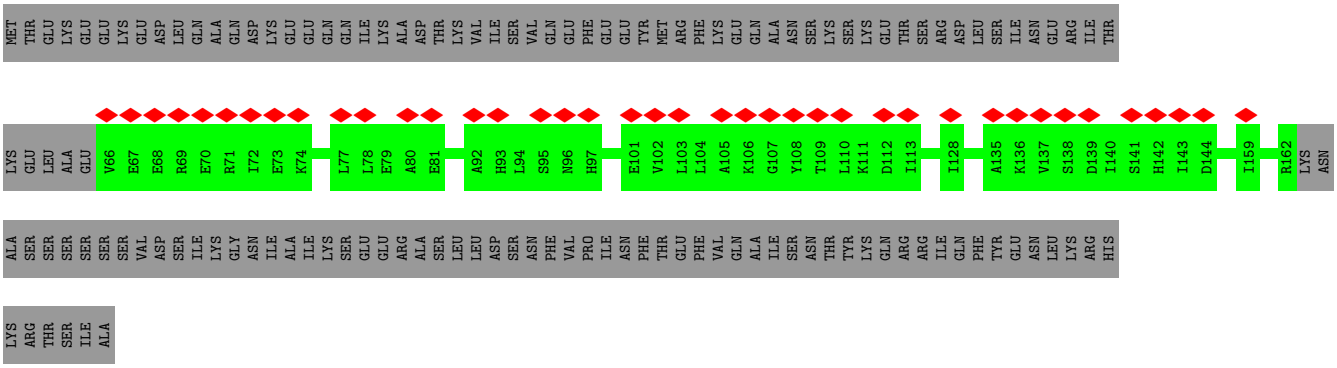

- Molecule 5: Scaffold protein

Chain Ye:



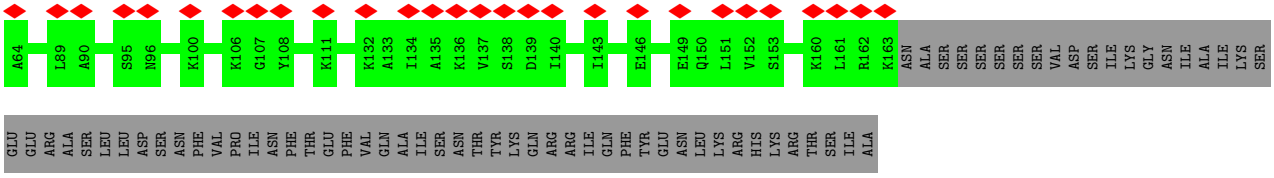

- Molecule 5: Scaffold protein

Chain Yf:



- Molecule 5: Scaffold protein

Chain Yg:

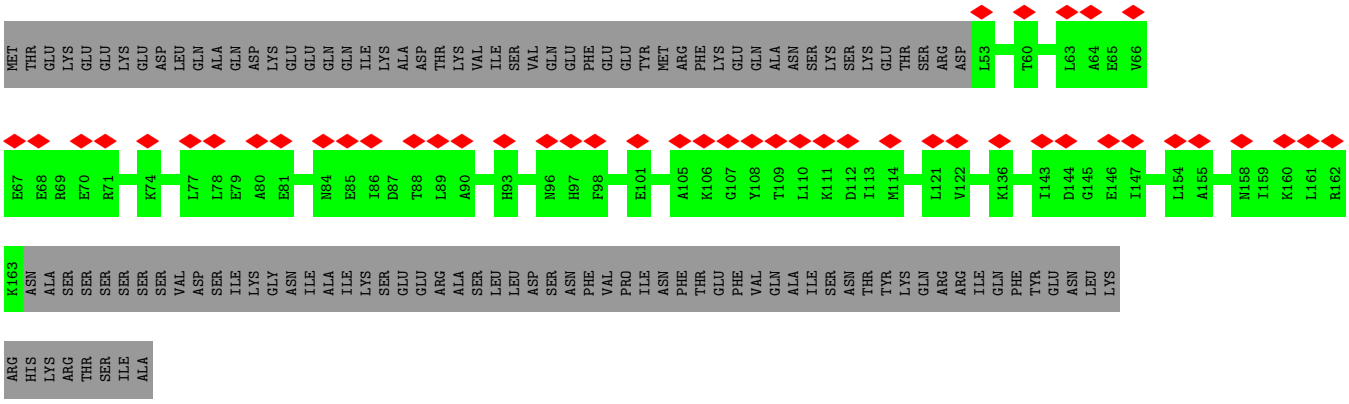

- Molecule 5: Scaffold protein

Chain Yh:

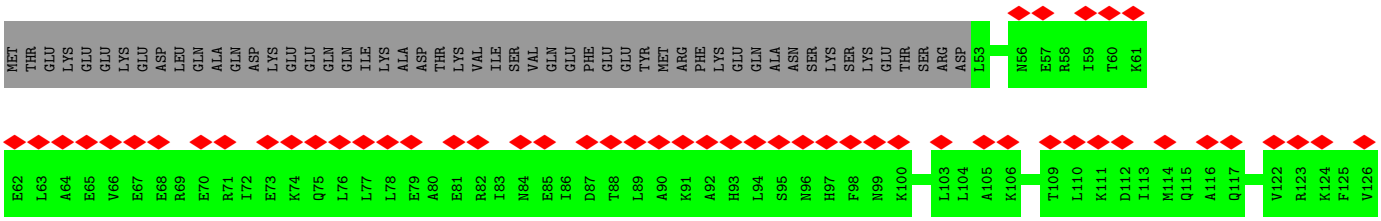

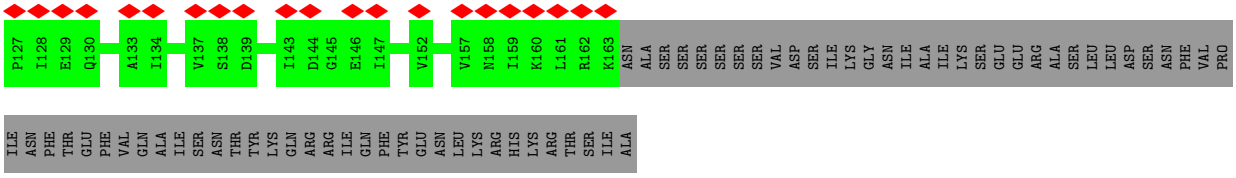

• Molecule 5: Scaffold protein

Chain Yi:

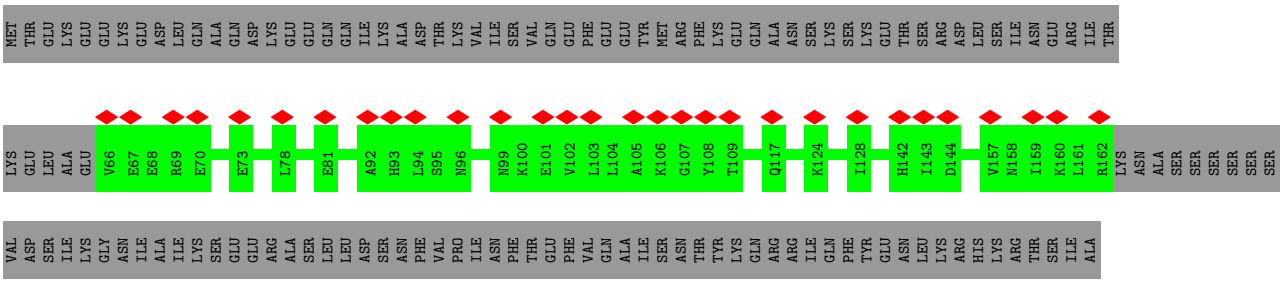

• Molecule 5: Scaffold protein

Chain Yj:

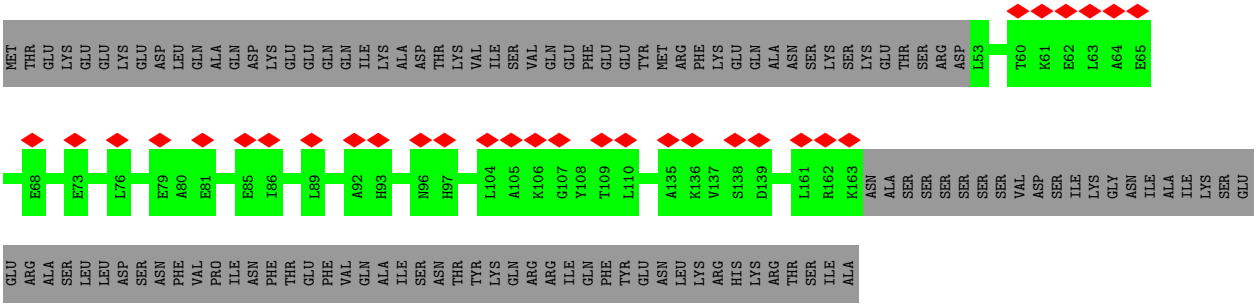

• Molecule 5: Scaffold protein

Chain Yk:



• Molecule 5: Scaffold protein

Chain Yl:

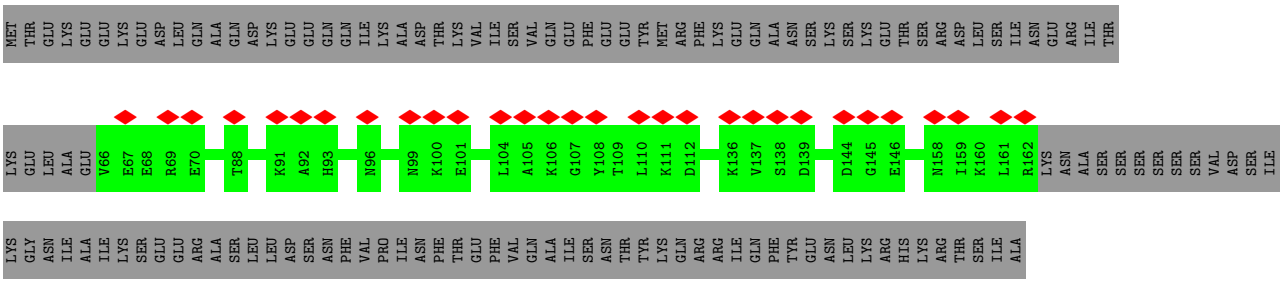

- Molecule 5: Scaffold protein

Chain Ym:



- Molecule 5: Scaffold protein

Chain Yn:

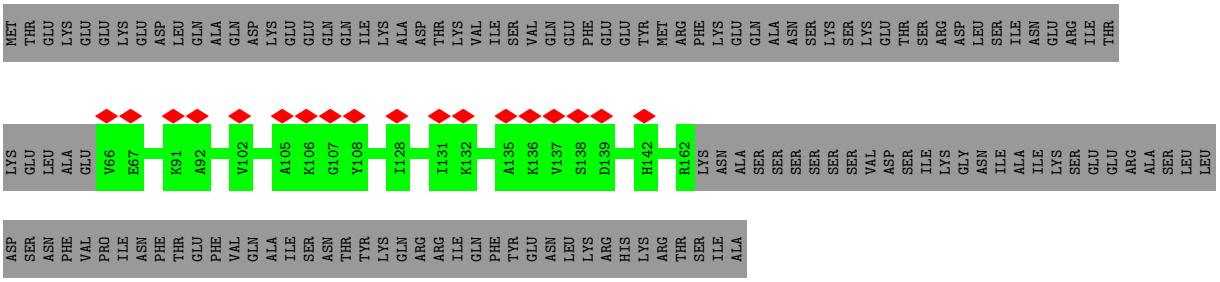

- Molecule 5: Scaffold protein

Chain Yo:



- Molecule 5: Scaffold protein

Chain Yp:

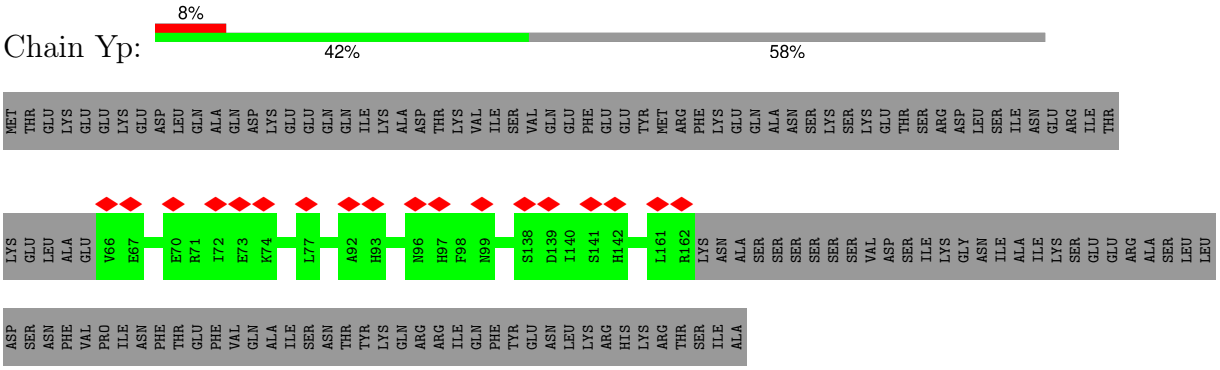

- Molecule 5: Scaffold protein

Chain Yq:

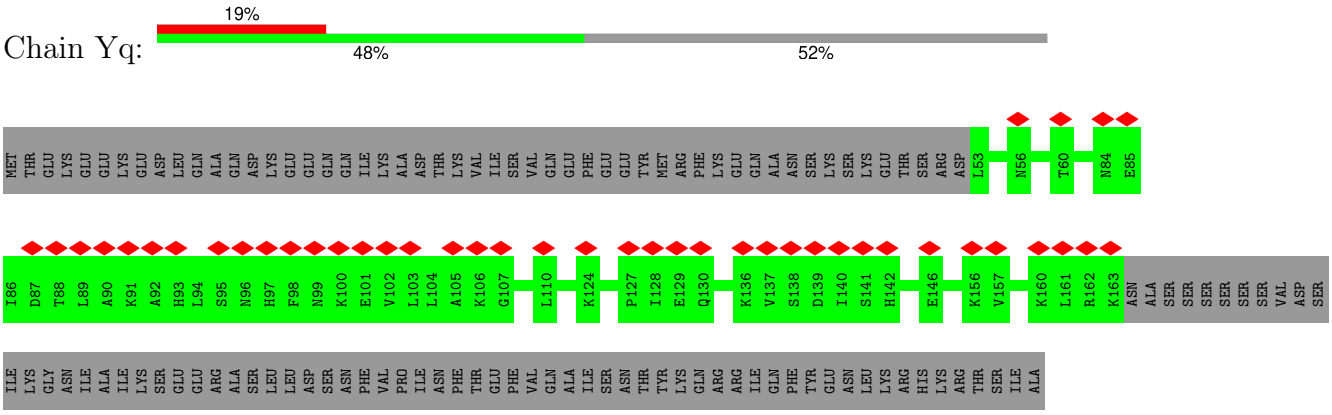

- Molecule 5: Scaffold protein

Chain Yr:

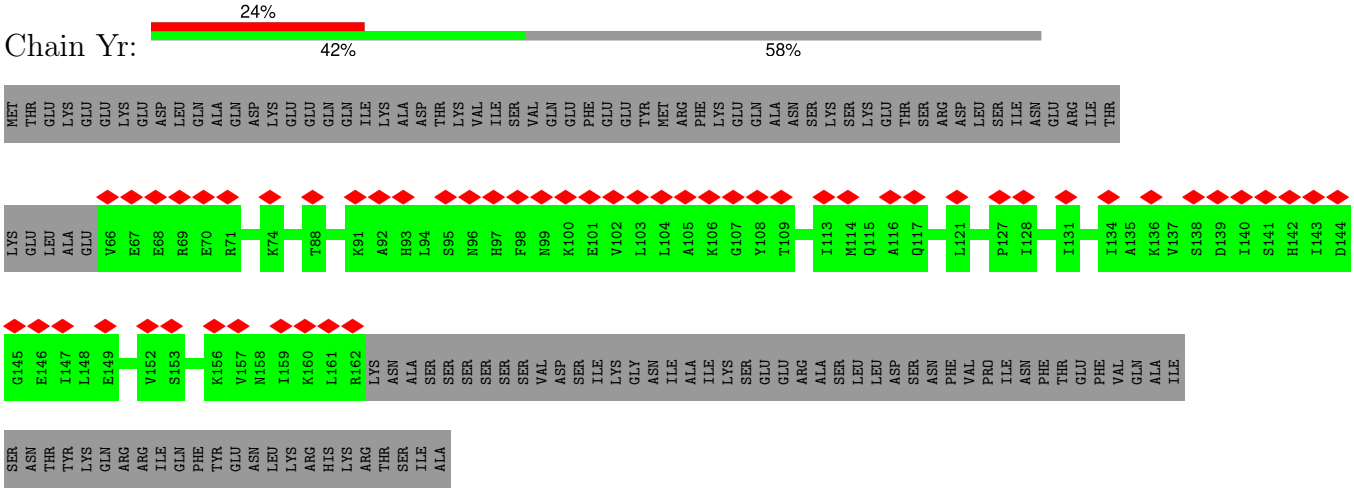

- Molecule 5: Scaffold protein

Chain Ys:

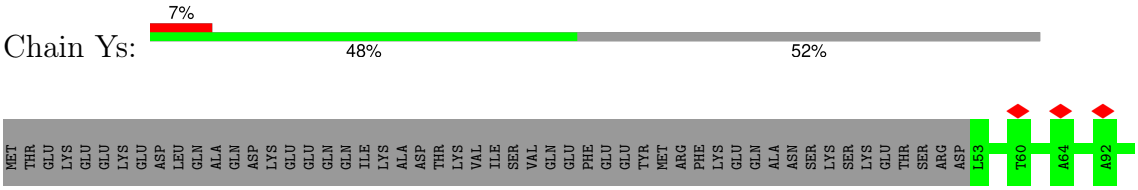



- Molecule 5: Scaffold protein

Chain Yt:

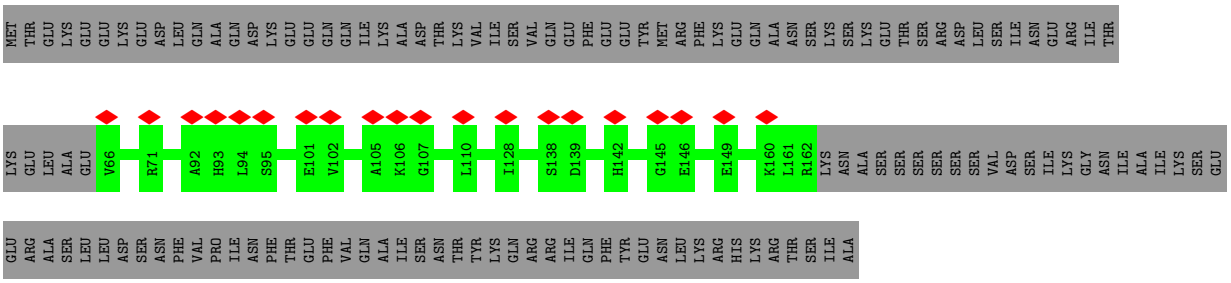

- Molecule 5: Scaffold protein

Chain Yu:



- Molecule 5: Scaffold protein

Chain Yv:

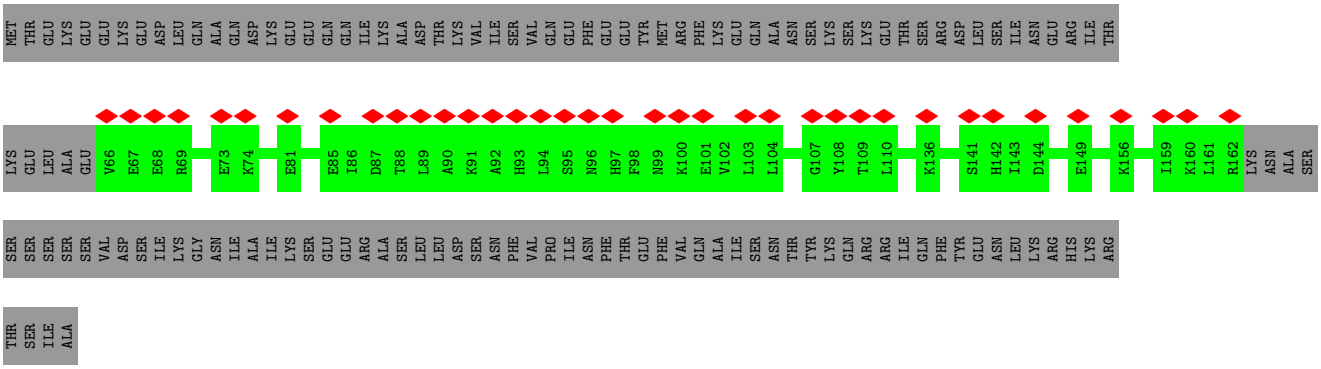

- Molecule 5: Scaffold protein

Chain Yw:

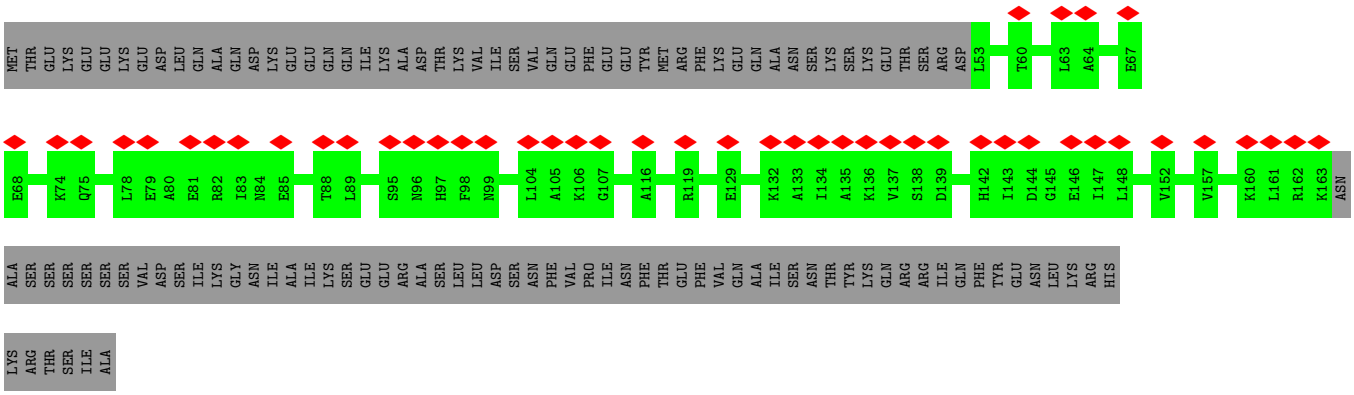

- Molecule 5: Scaffold protein

Chain Yx:

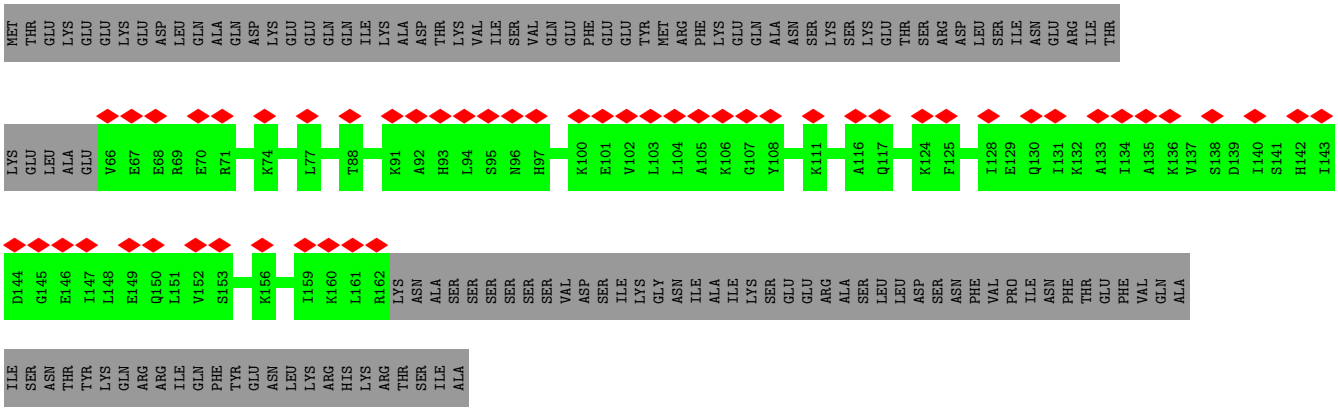

- Molecule 5: Scaffold protein

Chain Yy:



- Molecule 5: Scaffold protein

Chain Yz:

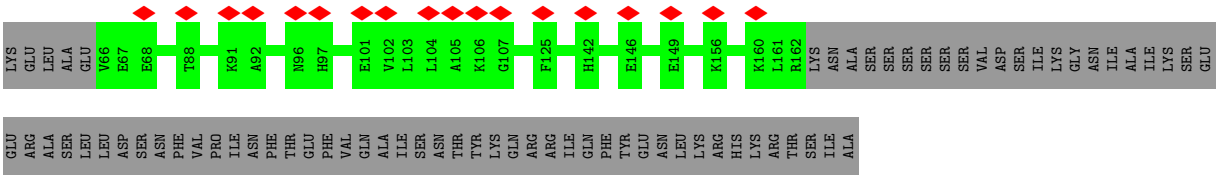

- Molecule 5: Scaffold protein

Chain ZA:



- Molecule 5: Scaffold protein

Chain ZB:

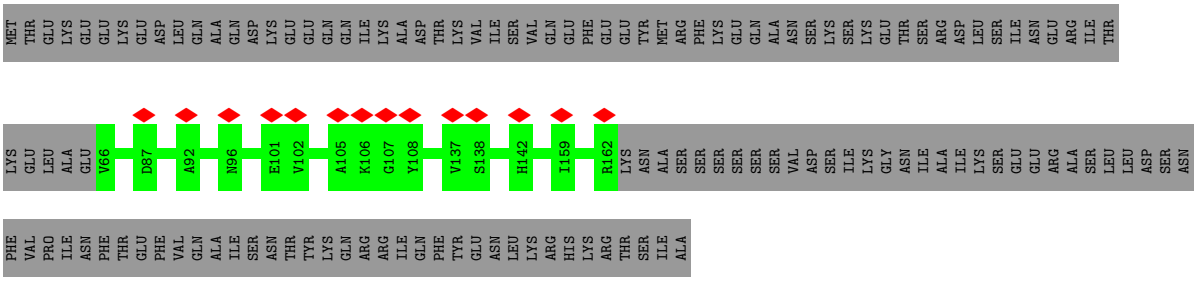

- Molecule 5: Scaffold protein

Chain ZC:

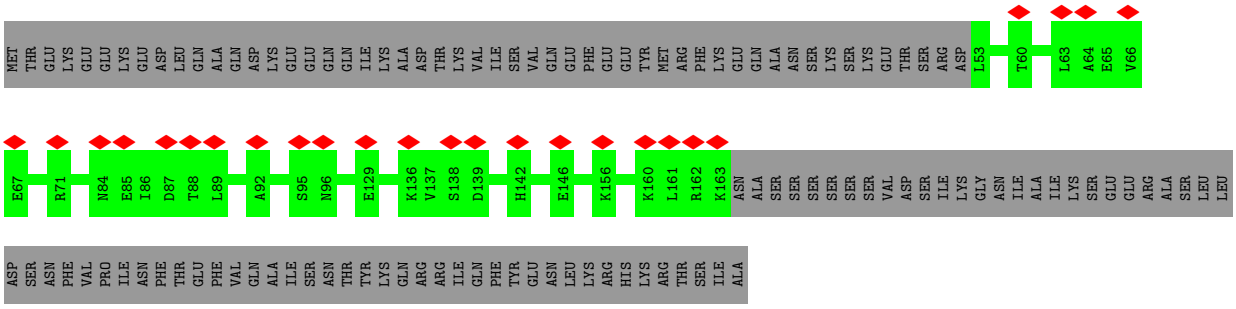

- Molecule 5: Scaffold protein

Chain ZD:

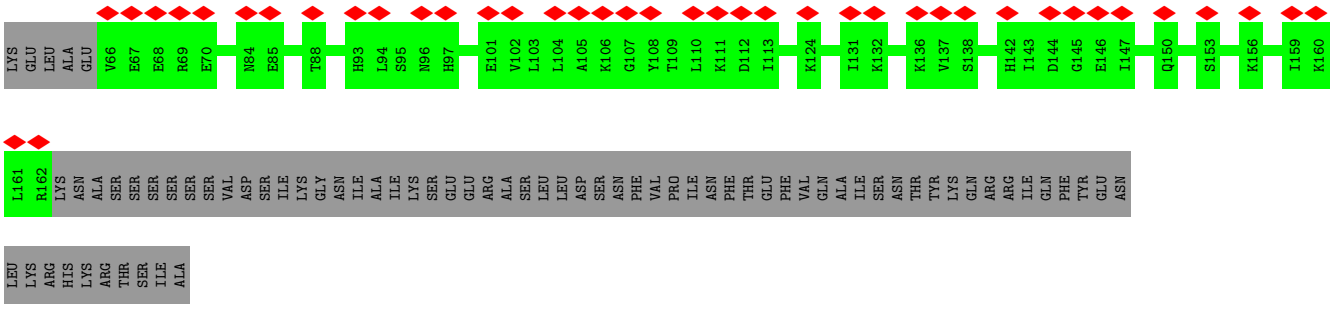

- Molecule 5: Scaffold protein

Chain ZE:

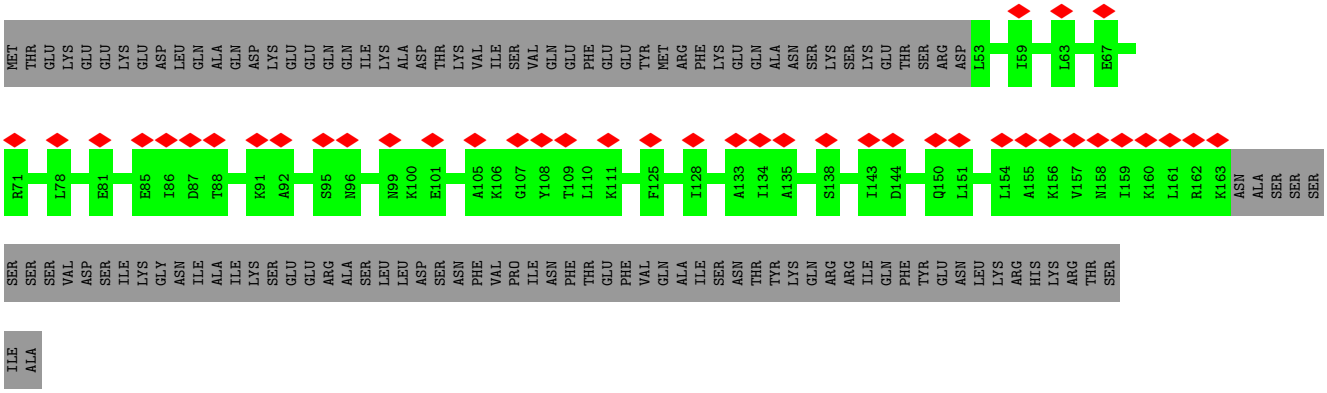

- Molecule 5: Scaffold protein

Chain ZF:



- Molecule 5: Scaffold protein

Chain ZG:

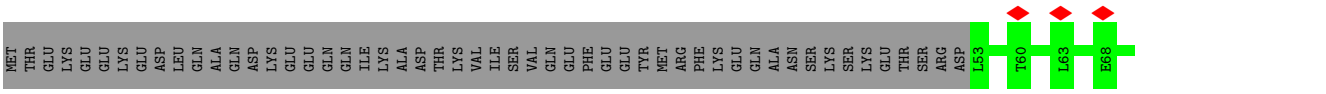

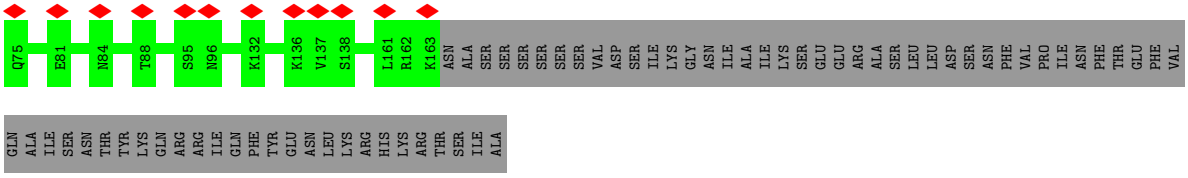

• Molecule 5: Scaffold protein

Chain ZH:

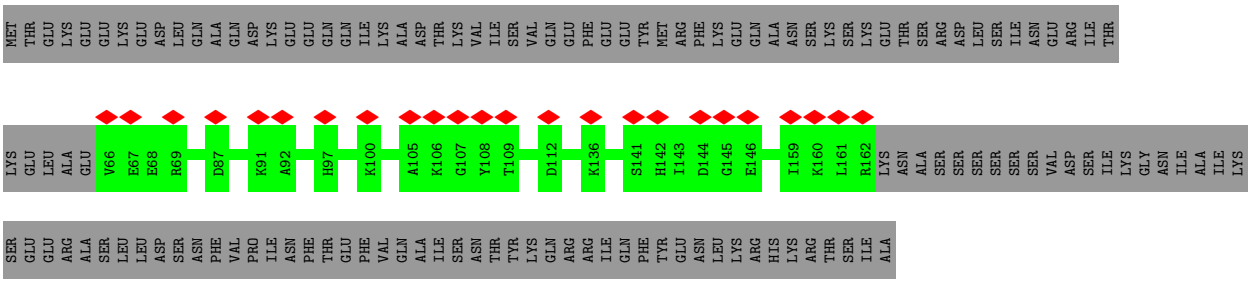

• Molecule 5: Scaffold protein

Chain ZI:



• Molecule 5: Scaffold protein

Chain ZJ:

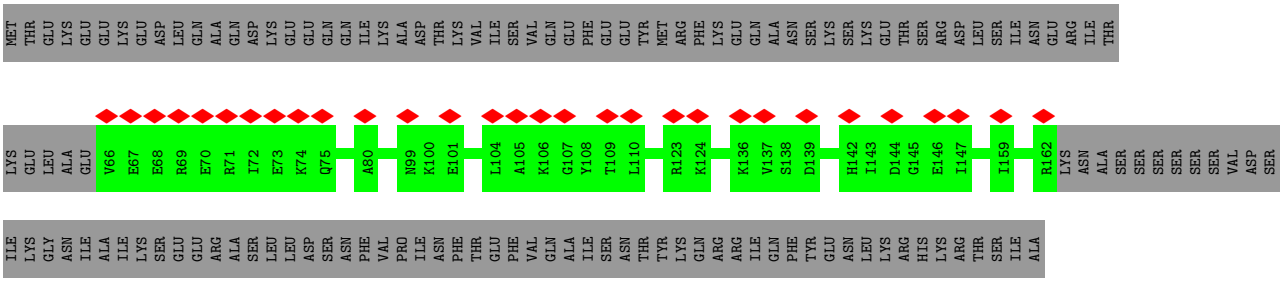

• Molecule 5: Scaffold protein

Chain ZK:

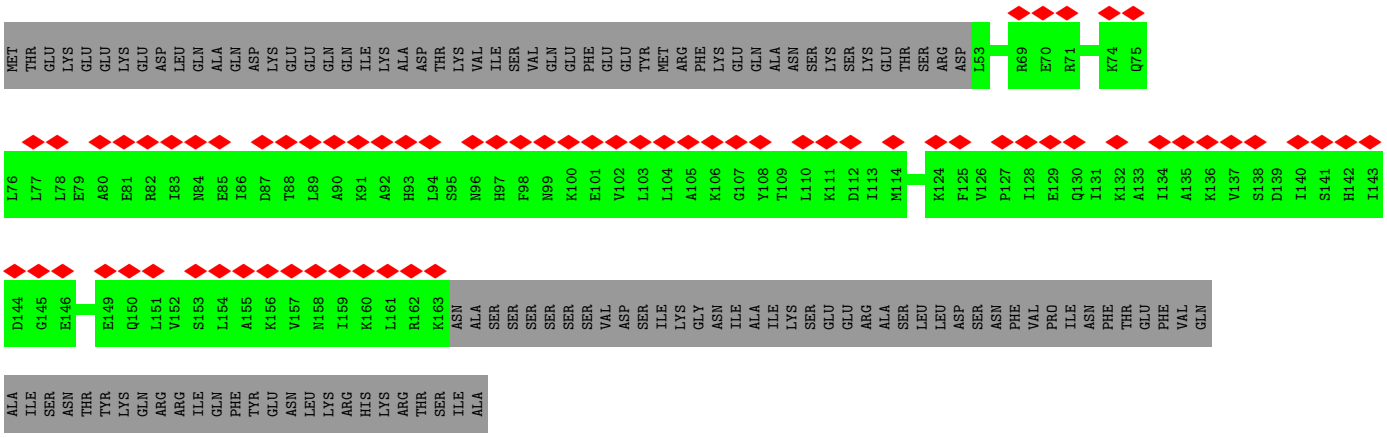

- Molecule 5: Scaffold protein

Chain ZL:



- Molecule 5: Scaffold protein

Chain ZM:



- Molecule 5: Scaffold protein

Chain ZN:

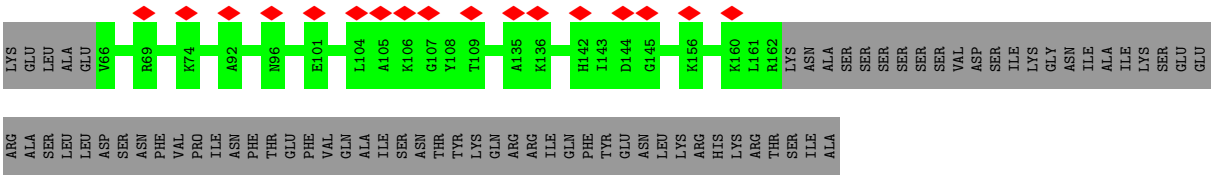

- Molecule 5: Scaffold protein

Chain ZO:



- Molecule 5: Scaffold protein

Chain ZP:

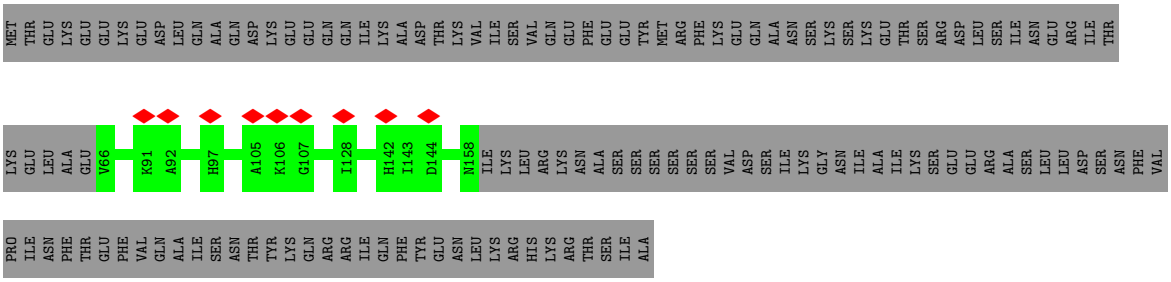

- Molecule 5: Scaffold protein

Chain ZQ:



- Molecule 5: Scaffold protein

Chain ZR:



• Molecule 5: Scaffold protein

Chain ZS:



• Molecule 5: Scaffold protein

Chain ZT:



• Molecule 5: Scaffold protein

Chain ZU:



• Molecule 5: Scaffold protein

Chain ZV:

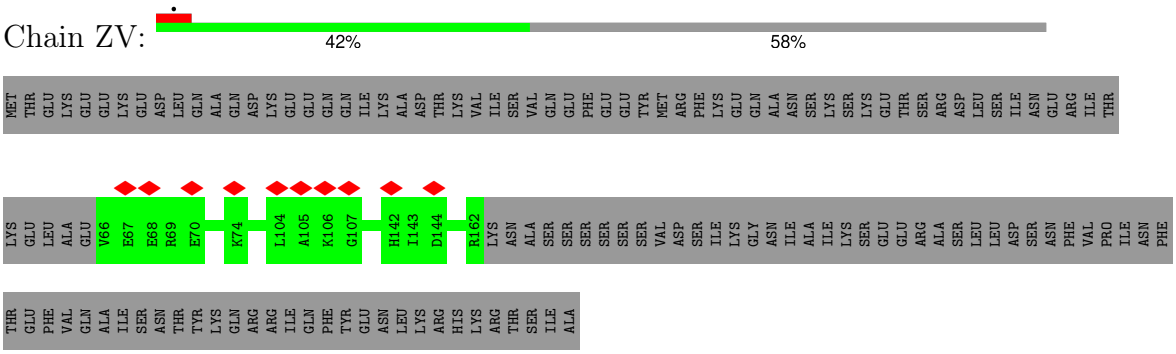

- Molecule 5: Scaffold protein

Chain ZW:



- Molecule 5: Scaffold protein

Chain ZX:

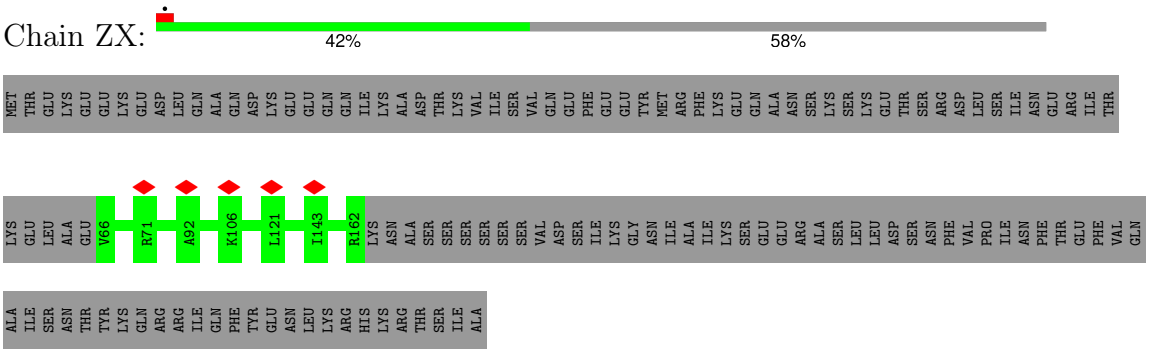

- Molecule 5: Scaffold protein

Chain ZY:



- Molecule 5: Scaffold protein

Chain ZZ:



- Molecule 5: Scaffold protein

Chain Za:



- Molecule 5: Scaffold protein

Chain Zb:

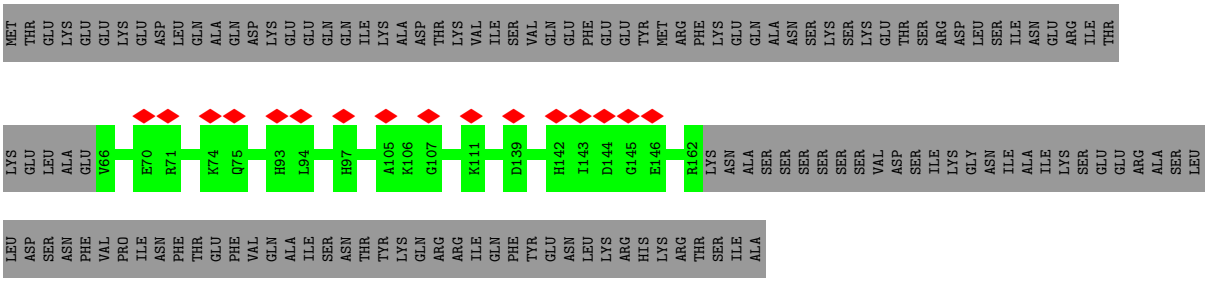

- Molecule 5: Scaffold protein

Chain Zc:



LEU LYS ARG HIS LYS ARG THR SER ILE ALA

- Molecule 5: Scaffold protein

Chain Zd:

MET THR GLU LYS GLU GLU LYS GLU ASP LEU GLN ALA GLN ASP LYS GLU GLU GLN GLN ILE LYS ALA ASP THR LYS VAL ILE SER VAL GLN GLU PHE GLU GLU TYR MET ARG PHE LYS GLU GLN ALA ASN SER LYS SER LYS GLU THR SER ARG ASP LEU SER ILE ASN GLU ARG ILE THR

LYS GLU LEU ALA GLU V66 E67 E70 R71 L78 H142 R162 LYS ASN ALA SER SER SER SER SER SER VAL ASP SER ILE LYS GLY ASN ILE ALA ILE LYS SER GLU GLU ARG ALA SER LEU LEU ASP SER ASN PHE VAL PRO ILE ASN PHE THR GLU PHE VAL GLN ALA ILE

SER ASN THR TYR LYS GLN ARG ARG ILE GLN PHE TYR GLU ASN LEU LYS ARG HIS LYS ARG THR SER ILE ALA

- Molecule 5: Scaffold protein

Chain Ze:

MET THR GLU LYS GLU GLU LYS GLU ASP LEU GLN ALA GLN ASP LYS GLU GLU GLN GLN ILE LYS ALA ASP THR LYS VAL ILE SER VAL GLN GLU PHE GLU GLU TYR MET ARG PHE LYS GLU GLN ALA ASN SER LYS SER LYS GLU THR SER ARG ASP L53 K136 E146 L161 R162

K153 ASN ALA SER SER SER SER SER VAL ASP SER ILE LYS GLY ASN ILE ALA ILE LYS SER GLU GLU ARG ALA SER LEU LEU ASP SER ASN PHE VAL PRO ILE ASN PHE THR GLU PHE VAL GLN ALA ILE SER ASN THR TYR LYS GLN ARG ARG ILE GLN PHE TYR GLU ASN LEU LYS

ARG HIS LYS ARG THR SER ILE ALA

- Molecule 5: Scaffold protein

Chain Zf:

MET THR GLU LYS GLU GLU LYS GLU ASP LEU GLN ALA GLN ASP LYS GLU GLU GLN GLN ILE LYS ALA ASP THR LYS VAL ILE SER VAL GLN GLU PHE GLU GLU TYR MET ARG PHE LYS GLU GLN ALA ASN SER LYS SER LYS GLU THR SER ARG ASP LEU SER ILE ASN GLU ARG ILE THR

LYS GLU LEU ALA GLU V66 E67 K106 G107 H142 I143 D144 G145 E146 R162 LYS ASN ALA SER SER SER SER SER SER VAL ASP SER ILE LYS GLY ASN ILE ALA ILE LYS SER GLU GLU ARG ALA SER LEU LEU ASP SER ASN PHE VAL PRO ILE ASN PHE THR GLU PHE VAL GLN

ALA ILE SER ASN THR TYR LYS GLN ARG ARG ILE GLN PHE TYR GLU ASN LEU LYS ARG HIS LYS ARG THR SER ILE ALA

- Molecule 5: Scaffold protein

Chain Zg:

MET THR GLU LYS GLU GLU LYS GLU ASP LEU GLN ALA GLN ASP LYS GLU GLU GLN GLN ILE LYS ALA ASP THR LYS VAL ILE SER VAL GLN GLU PHE GLU GLU TYR MET ARG PHE LYS GLU GLN ALA ASN SER LYS SER LYS GLU THR SER ARG ASP L53 K61 R118 K163 ASN

ALA SER SER SER SER SER VAL ASP SER ILE LYS GLY ASN ILE ALA ILE LYS SER GLU GLU ARG ALA SER LEU LEU ASP SER ASN PHE VAL PRO ILE ASN PHE THR GLU PHE VAL GLN ALA ILE SER ASN THR TYR LYS GLN ARG ARG ILE GLN PHE TYR GLU ASN LEU LYS ARG HIS

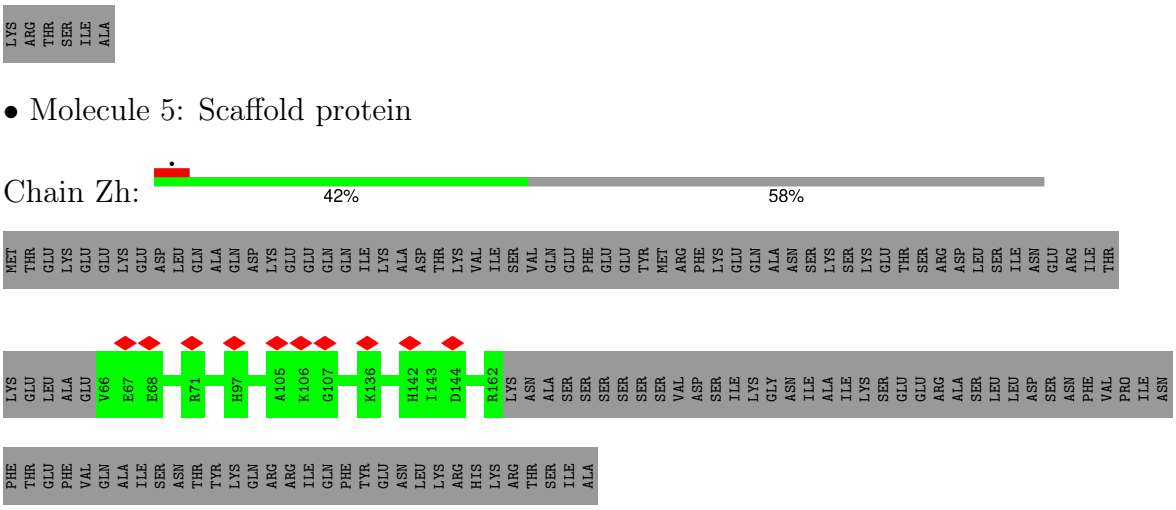
LYS ARG THR SER ILE ALA
• Molecule 5: Scaffold protein
Chain Zh:
42%
58%
MET THR GLU LYS GLU GLU LYS GLU ASP LEU GLN ALA GLN ASP LYS GLU GLU GLN GLN ILE LYS ALA ASP THR LYS VAL ILE SER VAL GLN GLU PHE GLU GLU TYR MET ARG PHE LYS GLU GLN ALA ASN SER LYS SER LYS GLU THR SER ARG ASP LEU SER ILE ASN GLU ARG ILE THR
LYS GLU LEU ALA GLU V66 E67 E68 R71 H97 A105 K106 G107 K136 H142 I143 D144 R162 LYS ASN ALA SER SER SER SER SER VAL ASP SER ILE LYS GLY ASN ILE ALA ILE LYS SER GLU GLU ARG ALA SER LEU LEU ASP SER ASN PHE VAL PRO ILE ASN
PHE THR GLU PHE VAL GLN ALA ILE SER ASN THR TYR LYS GLN ARG ARG ILE GLN PHE TYR GLU ASN LEU LYS ARG HIS LYS ARG THR SER ILE ALA
• Molecule 5: Scaffold protein
Chain Zi:
48%
52%
MET THR GLU LYS GLU GLU LYS GLU ASP LEU GLN ALA GLN ASP LYS GLU GLU GLN GLN ILE LYS ALA ASP THR LYS VAL ILE SER VAL GLN GLU PHE GLU GLU TYR MET ARG PHE LYS GLU GLN ALA ASN SER LYS SER LYS GLU THR SER ARG ASP L53 L63 A64 E67 K163
ASN ALA SER SER SER SER SER VAL ASP SER ILE LYS GLY ASN ILE ALA ILE LYS SER GLU GLU ARG ALA SER LEU LEU ASP SER ASN PHE VAL PRO ILE ASN PHE THR GLU PHE VAL GLN ALA ILE SER ASN THR TYR LYS GLN ARG ARG ILE GLN PHE TYR GLU ASN LEU LYS ARG
HIS LYS ARG THR SER ILE ALA
• Molecule 5: Scaffold protein
Chain Zj:
42%
58%
MET THR GLU LYS GLU GLU LYS GLU ASP LEU GLN ALA GLN ASP LYS GLU GLU GLN GLN ILE LYS ALA ASP THR LYS VAL ILE SER VAL GLN GLU PHE GLU GLU TYR MET ARG PHE LYS GLU GLN ALA ASN SER LYS SER LYS GLU THR SER ARG ASP LEU SER ILE ASN GLU ARG ILE THR
LYS GLU LEU ALA GLU V66 G107 Y108 K136 R162 LYS ASN ALA SER SER SER SER SER VAL ASP SER ILE LYS GLY ASN ILE ALA ILE LYS SER GLU GLU ARG ALA SER LEU LEU ASP SER ASN PHE VAL PRO ILE ASN PHE THR GLU PHE VAL GLN ALA ILE SER ASN THR
TYR LYS GLN ARG ARG ILE GLN PHE TYR GLU ASN LEU LYS ARG HIS LYS ARG THR SER ILE ALA
• Molecule 5: Scaffold protein
Chain Zk:
48%
52%
MET THR GLU LYS GLU GLU LYS GLU ASP LEU GLN ALA GLN ASP LYS GLU GLU GLN GLN ILE LYS ALA ASP THR LYS VAL ILE SER VAL GLN GLU PHE GLU GLU TYR MET ARG PHE LYS GLU GLN ALA ASN SER LYS SER LYS GLU THR SER ARG ASP L53 S138 D139 K160 K163
ASN ALA SER SER SER SER SER VAL ASP SER ILE LYS GLY ASN ILE ALA ILE LYS SER GLU GLU ARG ALA SER LEU LEU ASP SER ASN PHE VAL PRO ILE ASN PHE THR GLU PHE VAL GLN ALA ILE SER ASN THR TYR LYS GLN ARG ARG ILE GLN PHE TYR GLU ASN LEU LYS ARG

HIS LYS ARG THR SER ILE ALA

• Molecule 5: Scaffold protein

Chain Zl:

MET THR GLU LYS GLU GLU LYS GLU ASP LEU GLN ALA GLN ASP LYS GLU GLU GLN GLN ILE LYS ALA ASP THR LYS VAL ILE SER VAL GLN GLU PHE GLU GLU TYR MET ARG PHE LYS GLU GLN ALA ASN SER LYS SER LYS GLU THR SER ARG ASP LEU SER ILE ASN GLU ARG ILE THR

LYS GLU LEU ALA GLU V66 E67 E70 R71 K74 K106 G107 Y108 T109 L110 K111 I131 K136 V137 S138 H142 I143 D144 G145 E146 R162 LYS ASN ALA SER SER SER SER SER VAL ASP SER ILE LYS GLY ASN ILE ALA ILE LYS SER GLU GLU ARG ALA SER LEU

LEU ASP SER ASN PHE VAL PRO ILE ASN PHE THR GLU PHE VAL GLN ALA ILE SER ASN THR TYR LYS GLN ARG ARG ILE GLN PHE TYR GLU ASN LEU LYS ARG HIS LYS ARG THR SER ILE ALA

• Molecule 5: Scaffold protein

Chain Zm:

MET THR GLU LYS GLU GLU LYS GLU ASP LEU GLN ALA GLN ASP LYS GLU GLU GLN GLN ILE LYS ALA ASP THR LYS VAL ILE SER VAL GLN GLU PHE GLU GLU TYR MET ARG PHE LYS GLU GLN ALA ASN SER LYS SER LYS GLU THR SER ARG ASP L53 K163 ASN ALA SER SER SER

SER SER SER VAL ASP SER ILE LYS GLY ASN ILE ALA ILE LYS SER GLU GLU ARG ALA SER LEU LEU ASP SER ASN PHE VAL PRO ILE ASN PHE THR GLU PHE VAL GLN ALA ILE SER ASN THR TYR LYS GLN ARG ARG ILE GLN PHE TYR GLU ASN LEU LYS ARG HIS LYS ARG THR SER

ILE ALA

• Molecule 5: Scaffold protein

Chain Zn:

MET THR GLU LYS GLU GLU LYS GLU ASP LEU GLN ALA GLN ASP LYS GLU GLU GLN GLN ILE LYS ALA ASP THR LYS VAL ILE SER VAL GLN GLU PHE GLU GLU TYR MET ARG PHE LYS GLU GLN ALA ASN SER LYS SER LYS GLU THR SER ARG ASP LEU SER ILE ASN GLU ARG ILE THR

LYS GLU LEU ALA GLU V66 E70 R71 H142 E149 R162 LYS ASN ALA SER SER SER SER SER VAL ASP SER ILE LYS GLY ASN ILE ALA ILE LYS SER GLU GLU ARG ALA SER LEU LEU ASP SER ASN PHE VAL PRO ILE ASN PHE THR GLU PHE VAL GLN ALA ILE SER

ASN THR TYR LYS GLN ARG ARG ILE GLN PHE TYR GLU ASN LEU LYS ARG HIS LYS ARG THR SER ILE ALA

• Molecule 5: Scaffold protein

Chain Zo:

MET THR GLU LYS GLU GLU LYS GLU ASP LEU GLN ALA GLN ASP LYS GLU GLU GLN GLN ILE LYS ALA ASP THR LYS VAL ILE SER VAL GLN GLU PHE GLU GLU TYR MET ARG PHE LYS GLU GLN ALA ASN SER LYS SER LYS GLU THR SER ARG ASP L53 K163 ASN ALA SER SER SER

SER SER SER VAL ASP SER ILE LYS GLY ASN ILE ALA ILE LYS SER GLU GLU ARG ALA SER LEU LEU ASP SER ASN PHE VAL PRO ILE ASN PHE THR GLU PHE VAL GLN ALA ILE SER ASN THR TYR LYS GLN ARG ARG ILE GLN PHE TYR GLU ASN LEU LYS ARG HIS LYS ARG THR SER

ILE ALA

- Molecule 5: Scaffold protein

Chain Zp:



- Molecule 5: Scaffold protein

Chain Zq:



- Molecule 5: Scaffold protein

Chain Zr:



- Molecule 5: Scaffold protein

Chain Zs:



- Molecule 5: Scaffold protein

Chain Zt:

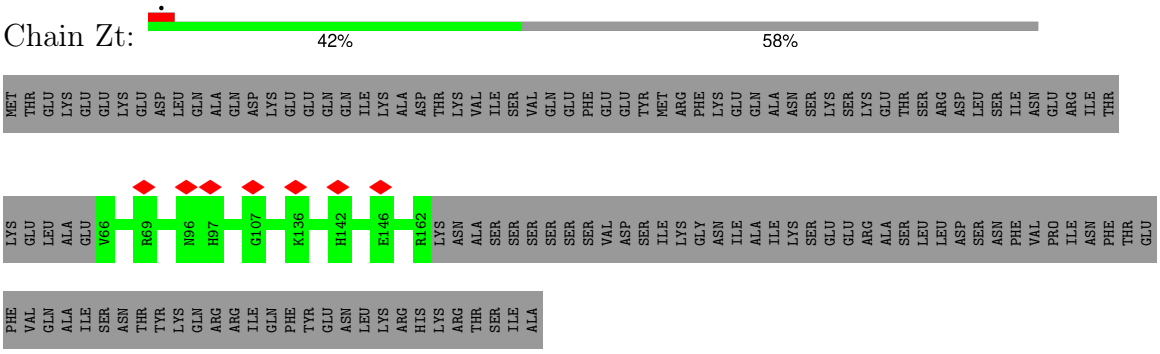

- Molecule 5: Scaffold protein

Chain Zu:



- Molecule 5: Scaffold protein

Chain Zv:

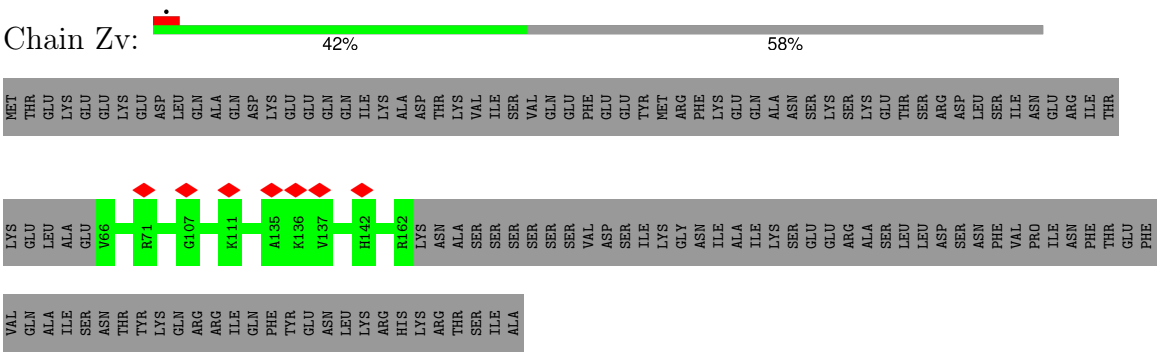

- Molecule 5: Scaffold protein

Chain Zw:



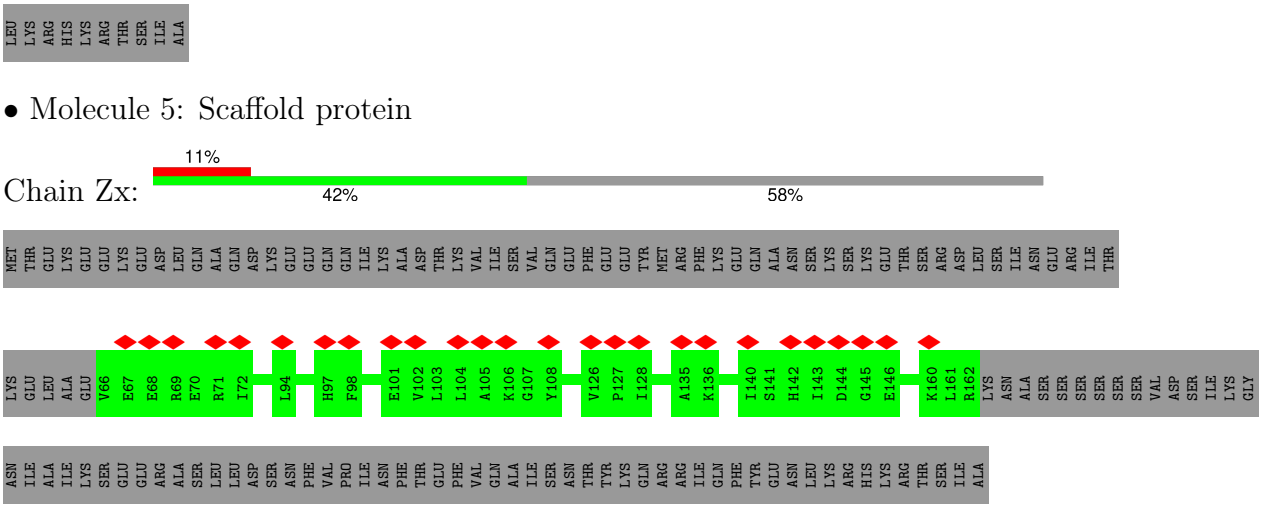
LEU LYS ARG HIS LYS ARG THR SER ILE ALA
• Molecule 5: Scaffold protein
Chain Zx:
11%
42%
58%
MET THR GLU LYS GLU GLU LYS GLU ASP LEU GLN ALA GLN ASP LYS GLU GLU GLN GLN ILE LYS ALA ASP THR LYS VAL ILE SER VAL GLN GLU PHE GLU GLU TYR MET ARG PHE LYS GLU GLN ALA ASN SER LYS SER LYS GLU THR SER ARG ASP LEU SER ILE ASN GLU ARG ILE THR
LYS GLU LEU ALA GLU V66 E67 E68 R69 E70 R71 I72 L94 H97 F98 E101 V102 L103 L104 A105 K106 G107 Y108 V126 P127 I128 A135 K136 I140 S141 H142 I143 D144 G145 E146 K160 L161 R162 LYS ASN ALA SER SER SER SER SER VAL ASP SER ILE LYS GLY
ASN ILE ALA ILE LYS SER GLU GLU ARG ALA SER LEU LEU ASP SER ASN PHE VAL PRO ILE ASN PHE THR GLU PHE VAL GLN ALA ILE SER ASN THR TYR LYS GLN ARG ARG ILE GLN PHE TYR GLU ASN LEU LYS ARG HIS LYS ARG THR SER ILE ALA
• Molecule 5: Scaffold protein
Chain Zy:
6%
48%
52%
MET THR GLU LYS GLU GLU LYS GLU ASP LEU GLN ALA GLN ASP LYS GLU GLU GLN GLN ILE LYS ALA ASP THR LYS VAL ILE SER VAL GLN GLU PHE GLU GLU TYR MET ARG PHE LYS GLU GLN ALA ASN SER LYS SER LYS GLU THR SER ARG ASP L53 A64 E65 Q75 A105
K106 G107 Y108 T109 I128 A135 K136 V137 S138 D139 H142 I143 D144 K163 ASN ALA SER SER SER SER SER VAL ASP SER ILE LYS GLY ASN ILE ALA ILE LYS SER GLU GLU ARG ALA SER LEU LEU ASP SER ASN PHE VAL PRO ILE ASN PHE THR GLU PHE VAL GLN ALA
ILE SER ASN THR TYR LYS GLN ARG ARG ILE GLN PHE TYR GLU ASN LEU LYS ARG HIS LYS ARG THR SER ILE ALA
• Molecule 5: Scaffold protein
Chain Zz:
42%
58%
MET THR GLU LYS GLU GLU LYS GLU ASP LEU GLN ALA GLN ASP LYS GLU GLU GLN GLN ILE LYS ALA ASP THR LYS VAL ILE SER VAL GLN GLU PHE GLU GLU TYR MET ARG PHE LYS GLU GLN ALA ASN SER LYS SER LYS GLU THR SER ARG ASP LEU SER ILE ASN GLU ARG ILE THR
LYS GLU LEU ALA GLU V66 E67 R71 L78 K136 H142 I143 D144 G145 E146 R162 LYS ASN ALA SER SER SER SER SER SER VAL ASP SER ILE LYS GLY ASN ILE ALA ILE LYS SER GLU GLU ARG ALA SER LEU LEU ASP SER ASN PHE VAL PRO ILE ASN PHE THR GLU
PHE VAL GLN ALA ILE SER ASN THR TYR LYS GLN ARG ARG ILE GLN PHE TYR GLU ASN LEU LYS ARG HIS LYS ARG THR SER ILE ALA
• Molecule 5: Scaffold protein
Chain aA:
48%
52%
MET THR GLU LYS GLU GLU LYS GLU ASP LEU GLN ALA GLN ASP LYS GLU GLU GLN GLN ILE LYS ALA ASP THR LYS VAL ILE SER VAL GLN GLU PHE GLU GLU TYR MET ARG PHE LYS GLU GLN ALA ASN SER LYS SER LYS GLU THR SER ARG ASP L53 H142 I143 D144 K163 ASN
ALA SER SER SER SER SER VAL ASP SER ILE LYS GLY ASN ILE ALA ILE LYS SER GLU GLU ARG ALA SER LEU LEU ASP SER ASN PHE VAL PRO ILE ASN PHE THR GLU PHE VAL GLN ALA ILE SER ASN THR TYR LYS GLN ARG ARG ILE GLN PHE TYR GLU ASN LEU LYS ARG HIS

• Molecule 5: Scaffold protein

Chain aB:

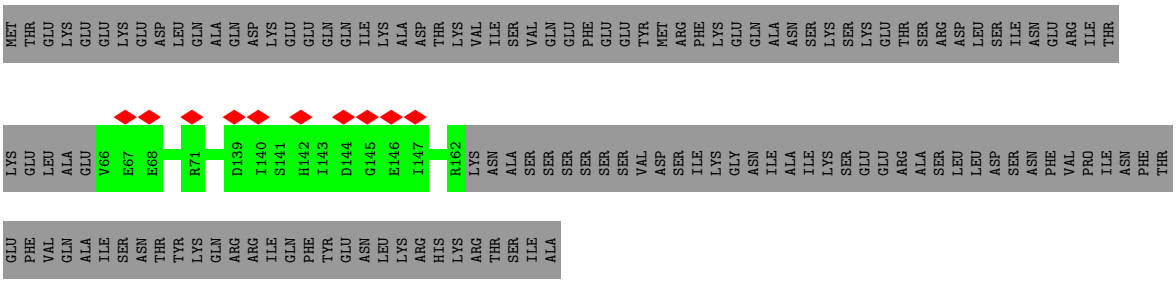

• Molecule 5: Scaffold protein

Chain aC:



• Molecule 5: Scaffold protein

Chain aD:

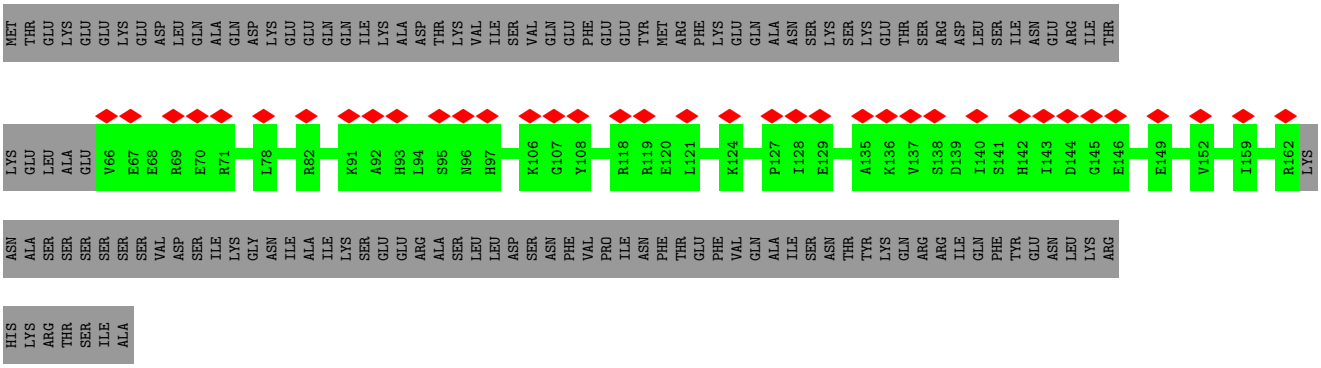

• Molecule 5: Scaffold protein

Chain aE:





• Molecule 5: Scaffold protein

Chain aF:

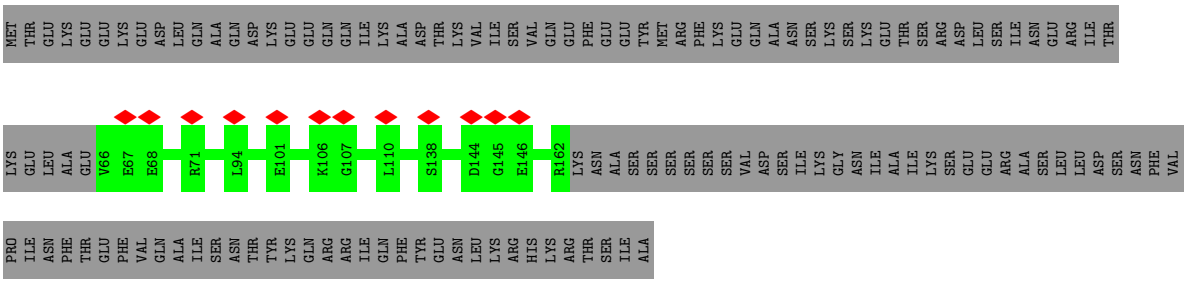

• Molecule 5: Scaffold protein

Chain aG:



• Molecule 5: Scaffold protein

Chain aH:



• Molecule 5: Scaffold protein

Chain aI:



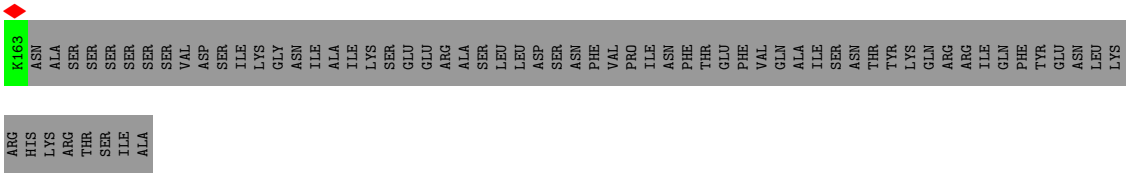

• Molecule 5: Scaffold protein

Chain aJ:

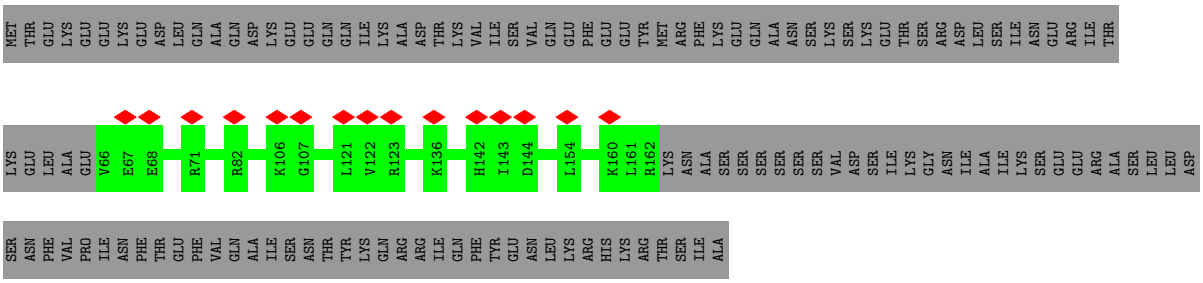

• Molecule 5: Scaffold protein

Chain aK:



• Molecule 5: Scaffold protein

Chain aL:

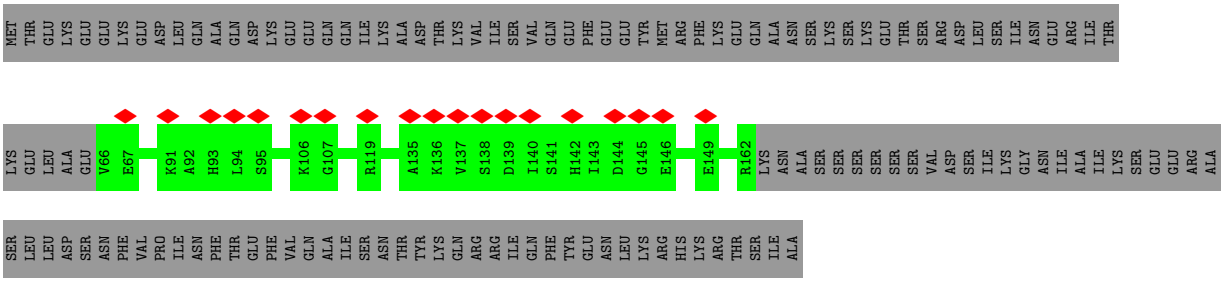

• Molecule 5: Scaffold protein

Chain aM:



- Molecule 5: Scaffold protein

Chain aN:

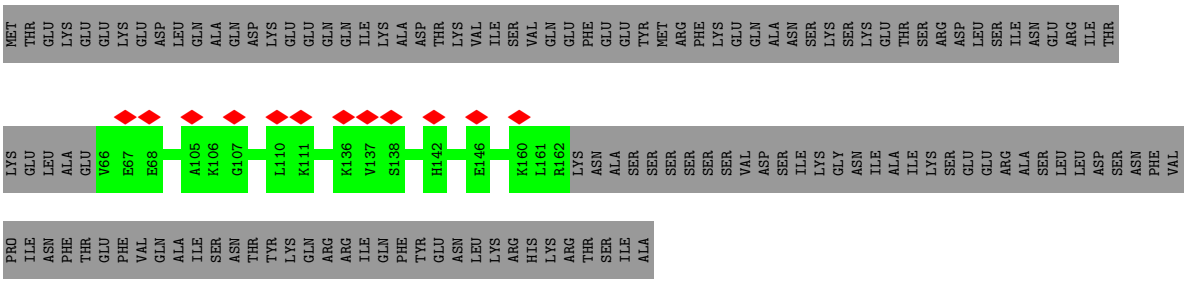

- Molecule 5: Scaffold protein

Chain aO:



- Molecule 5: Scaffold protein

Chain aP:

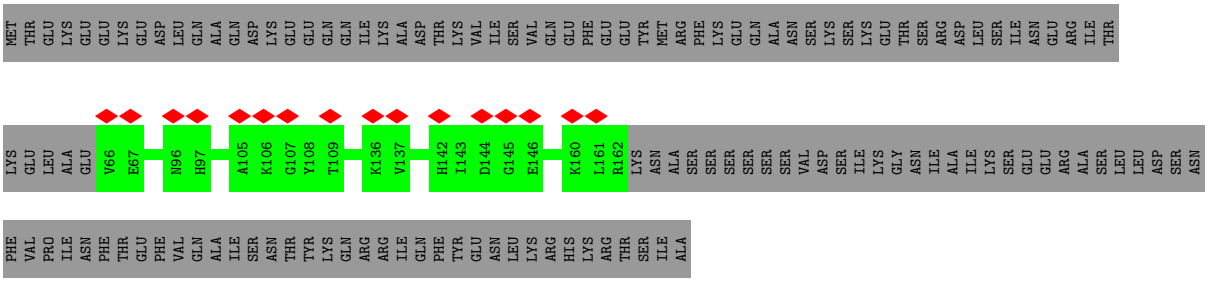

- Molecule 5: Scaffold protein

Chain aQ:

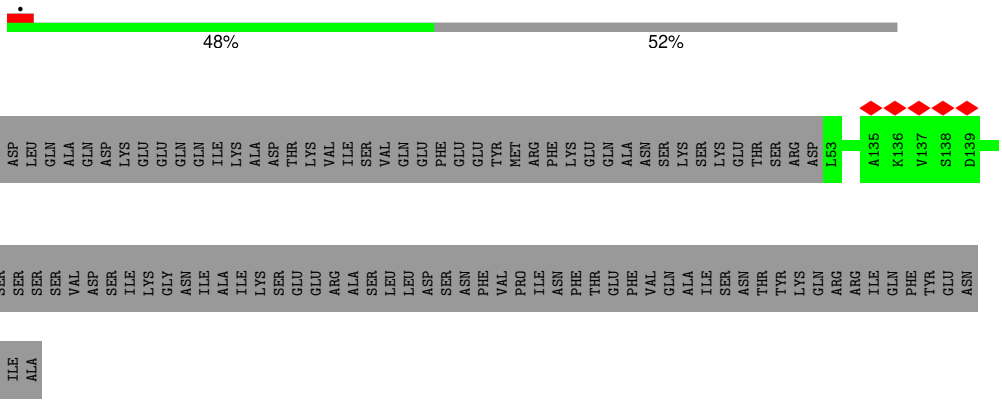

- Molecule 5: Scaffold protein

Chain aR:

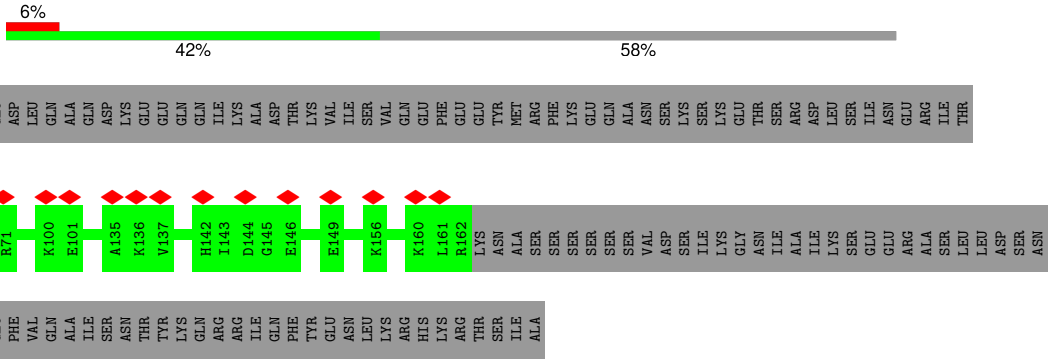

- Molecule 5: Scaffold protein

Chain aS:



- Molecule 5: Scaffold protein

Chain aT:

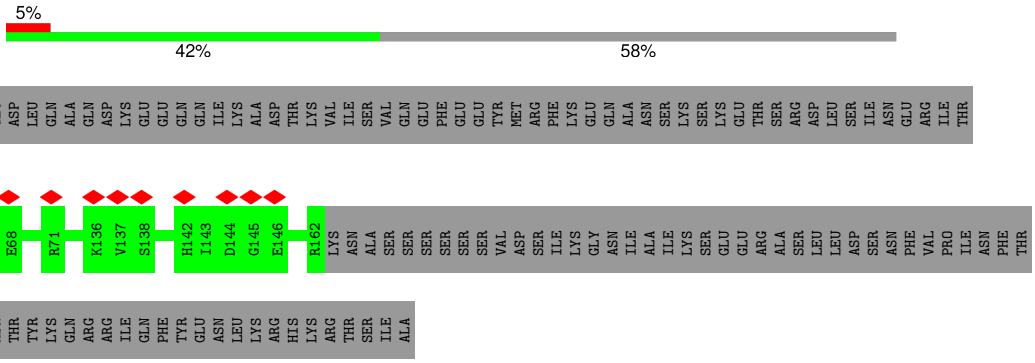

- Molecule 5: Scaffold protein

Chain aU: 48% 52%

MET THR GLU LYS GLU GLU LYS GLU ASP LEU GLN ALA GLN ASP LYS GLU GLU GLN GLN ILE LYS ALA ASP THR LYS VAL ILE SER VAL GLN GLU PHE GLU GLU TYR MET ARG PHE LYS GLU GLN ALA ASN SER LYS SER LYS GLU THR SER ARG ASP L53 G107 Y108 T109 K163 ASN

ALA SER SER SER SER SER SER VAL ASP SER ILE LYS GLY ASN ILE ALA ILE LYS SER GLU GLU ARG ALA SER LEU LEU ASP SER ASN PHE VAL PRO ILE ASN PHE THR GLU PHE VAL GLN ALA ILE SER ASN THR TYR LYS GLN ARG ARG ILE GLN PHE TYR GLU ASN LEU LYS ARG HIS

LYS ARG THR SER ILE ALA

- Molecule 5: Scaffold protein

Chain aV: 42% 58%

MET THR GLU LYS GLU GLU LYS GLU ASP LEU GLN ALA GLN ASP LYS GLU GLU GLN GLN ILE LYS ALA ASP THR LYS VAL ILE SER VAL GLN GLU PHE GLU GLU TYR MET ARG PHE LYS GLU GLN ALA ASN SER LYS SER LYS GLU THR SER ARG ASP LEU SER ILE ASN GLU ARG ILE THR

LYS GLU LEU ALA GLU V66 N96 D139 I140 S141 H142 I143 D144 R162 LYS ASN ALA SER SER SER SER SER SER VAL ASP SER ILE LYS GLY ASN ILE ALA ILE LYS SER GLU GLU ARG ALA SER LEU LEU ASP SER ASN PHE VAL PRO ILE ASN PHE THR GLU PHE VAL GLN ALA

ILE SER ASN THR TYR LYS GLN ARG ARG ILE GLN PHE TYR GLU ASN LEU LYS ARG HIS LYS ARG THR SER ILE ALA

- Molecule 5: Scaffold protein

Chain aW: 48% 52%

MET THR GLU LYS GLU GLU LYS GLU ASP LEU GLN ALA GLN ASP LYS GLU GLU GLN GLN ILE LYS ALA ASP THR LYS VAL ILE SER VAL GLN GLU PHE GLU GLU TYR MET ARG PHE LYS GLU GLN ALA ASN SER LYS SER LYS GLU THR SER ARG ASP L53 R71 L89 R118

A135 K136 H142 I143 D144 K163 ASN ALA SER SER SER SER SER SER VAL ASP SER ILE LYS GLY ASN ILE ALA ILE LYS SER GLU GLU ARG ALA SER LEU LEU ASP SER ASN PHE VAL PRO ILE ASN PHE THR GLU PHE VAL GLN ALA ILE SER ASN THR TYR LYS GLN ARG ARG ILE

GLN PHE TYR GLU ASN LEU LYS ARG HIS LYS ARG THR SER ILE ALA

- Molecule 5: Scaffold protein

Chain aX: 7% 42% 58%

MET THR GLU LYS GLU GLU LYS GLU ASP LEU GLN ALA GLN ASP LYS GLU GLU GLN GLN ILE LYS ALA ASP THR LYS VAL ILE SER VAL GLN GLU PHE GLU GLU TYR MET ARG PHE LYS GLU GLN ALA ASN SER LYS SER LYS GLU THR SER ARG ASP LEU SER ILE ASN GLU ARG ILE THR

LYS GLU LEU ALA GLU V66 E67 E68 R71 L78 L89 H93 L94 S95 N96 E101 L104 A105 K106 G107 K136 H142 I143 L161 R162 LYS ASN ALA SER SER SER SER SER SER VAL ASP SER ILE LYS GLY ASN ILE ALA ILE LYS SER GLU GLU ARG ALA SER

LEU LEU ASP SER ASN PHE VAL PRO ILE ASN PHE THR GLU PHE VAL GLN ALA ILE SER ASN THR TYR LYS GLN ARG ARG ILE GLN PHE TYR GLU ASN LEU LYS ARG HIS LYS ARG THR SER ILE ALA

- Molecule 5: Scaffold protein

Chain aY:

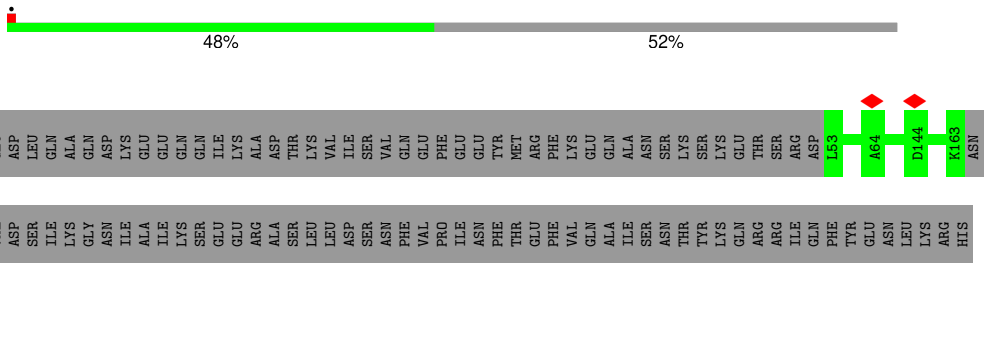

- Molecule 5: Scaffold protein

Chain aZ:

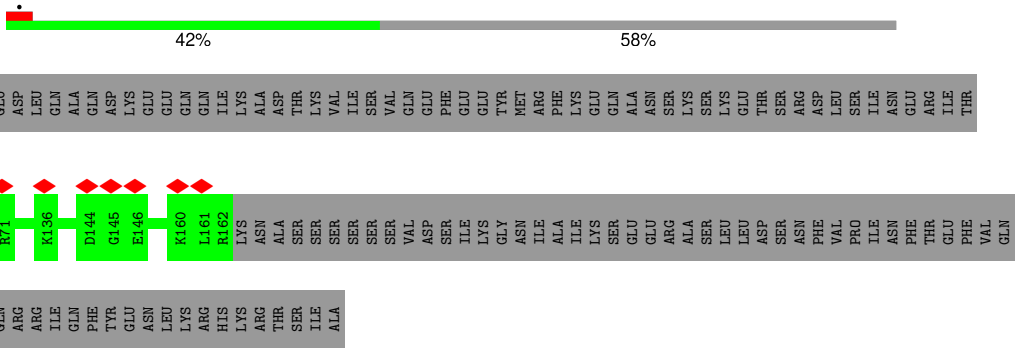

- Molecule 5: Scaffold protein

Chain aa:

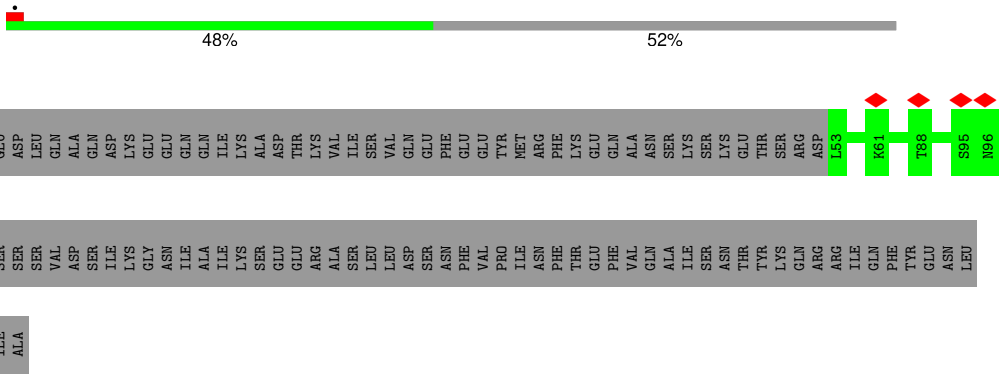

- Molecule 5: Scaffold protein

Chain ab:

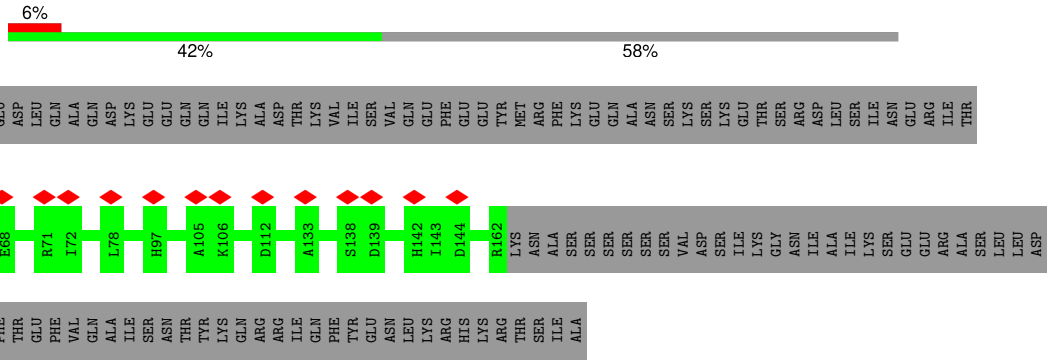

- Molecule 5: Scaffold protein

Chain ac:



- Molecule 5: Scaffold protein

Chain ad:

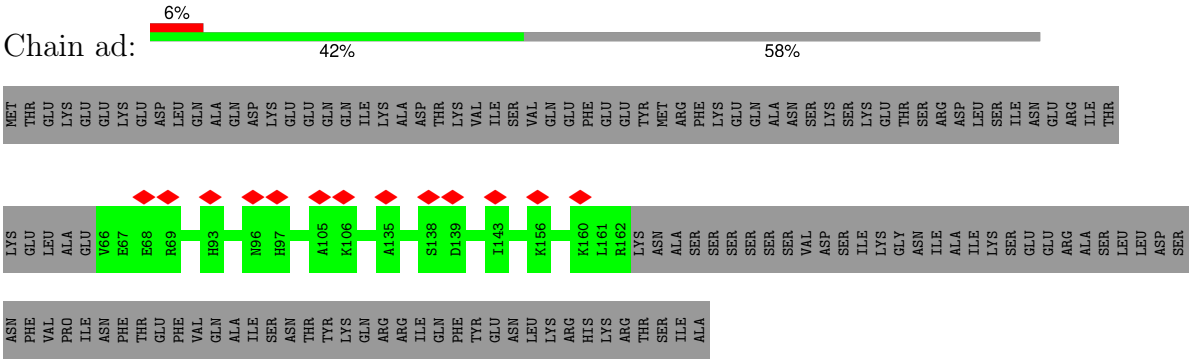

- Molecule 5: Scaffold protein

Chain ae:



- Molecule 5: Scaffold protein

Chain af:

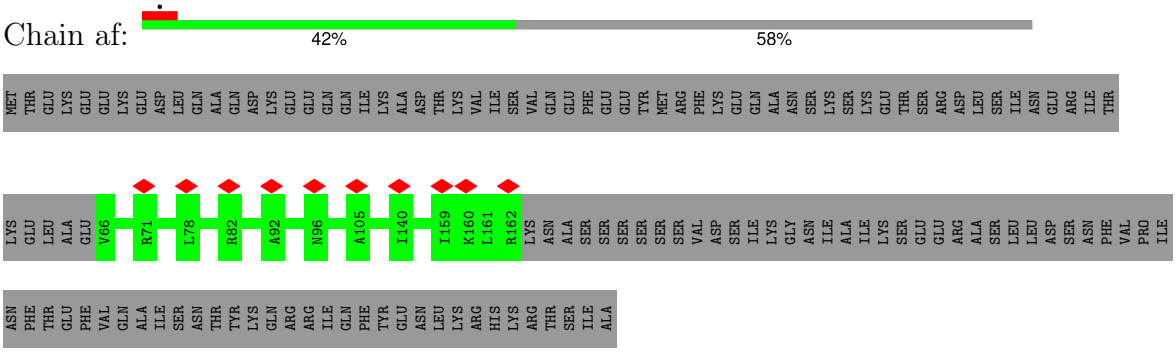

- Molecule 5: Scaffold protein

Chain ag:



- Molecule 5: Scaffold protein

Chain ah:

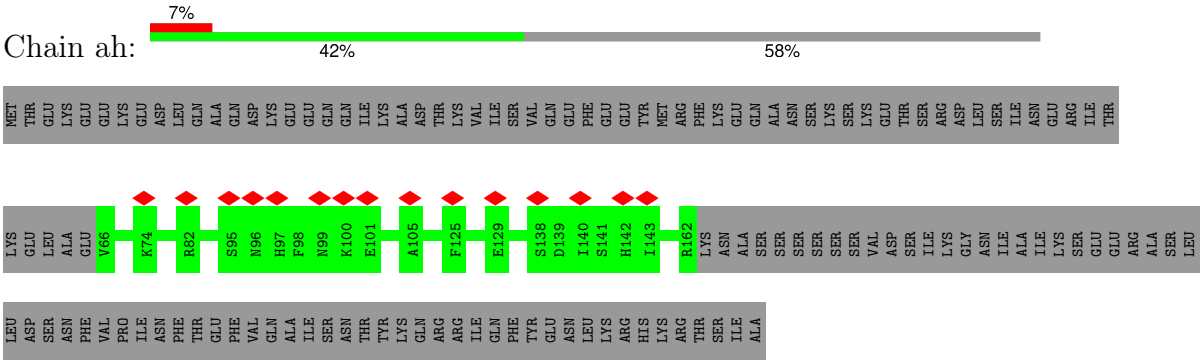

- Molecule 5: Scaffold protein

Chain ai:

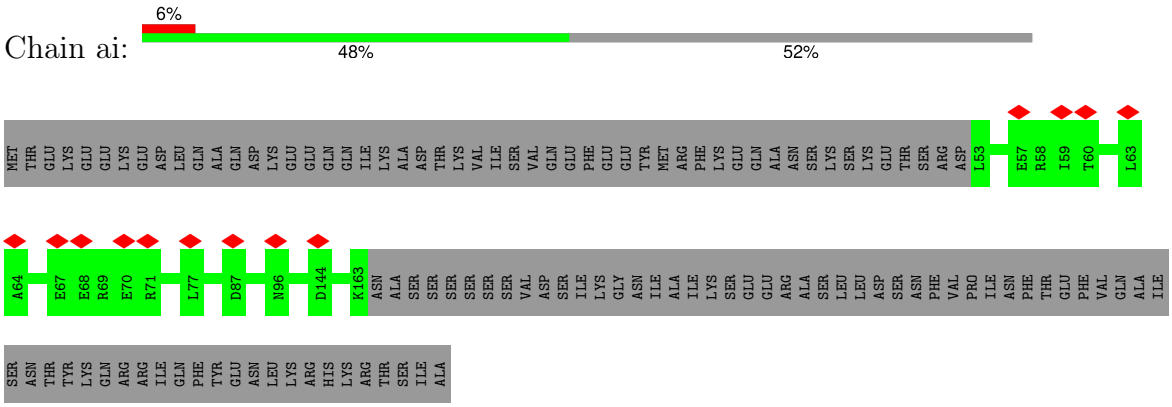

- Molecule 5: Scaffold protein

Chain aj:



• Molecule 5: Scaffold protein

Chain ak:



• Molecule 5: Scaffold protein

Chain al:

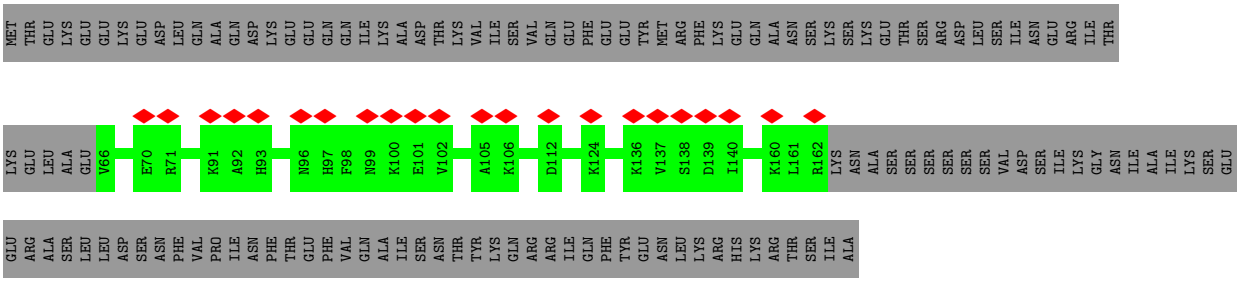

• Molecule 5: Scaffold protein

Chain am:



• Molecule 5: Scaffold protein

Chain an:

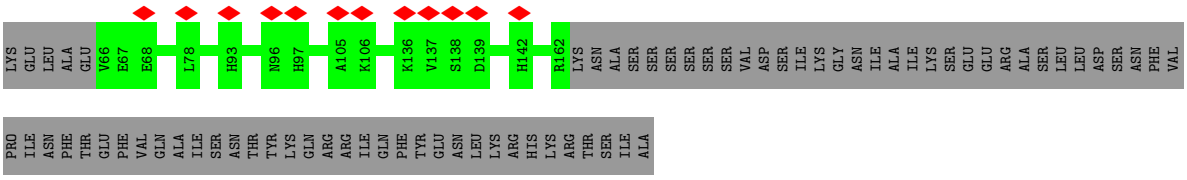

- Molecule 5: Scaffold protein

Chain ao:

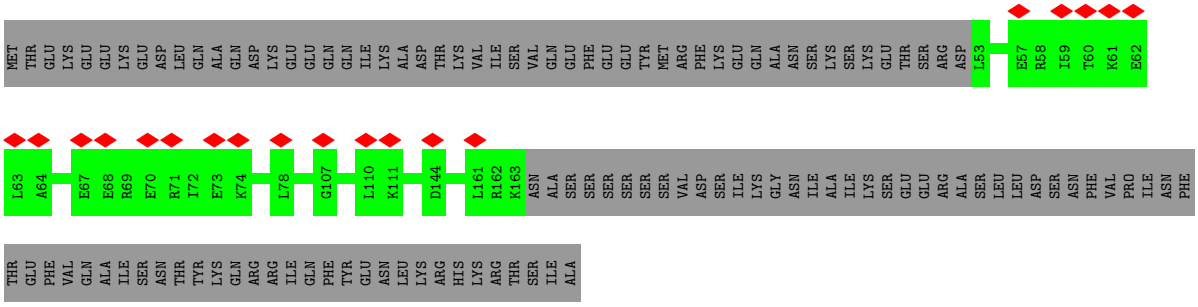

- Molecule 5: Scaffold protein

Chain ap:

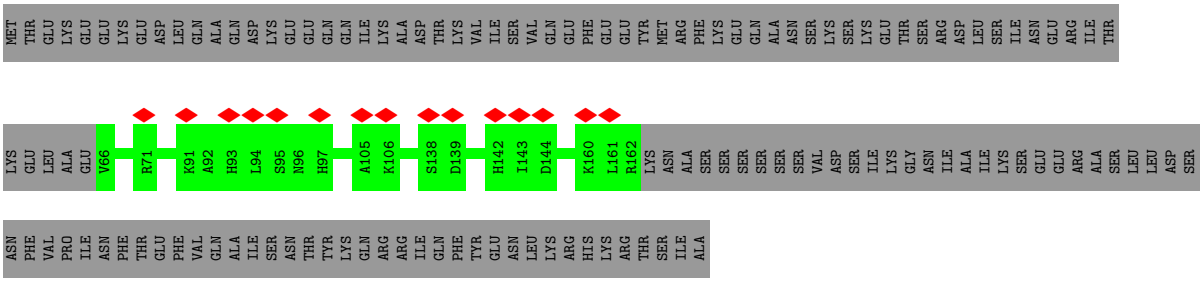

- Molecule 5: Scaffold protein

Chain aq:



- Molecule 5: Scaffold protein

Chain ar:

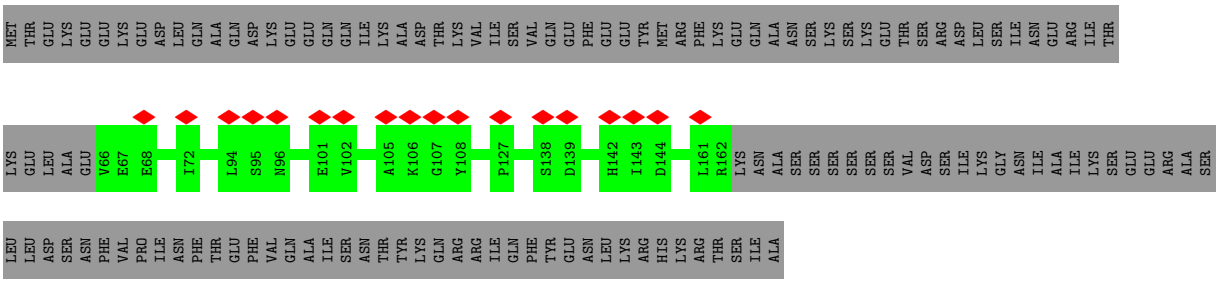

- Molecule 5: Scaffold protein

Chain as:



- Molecule 5: Scaffold protein

Chain at:

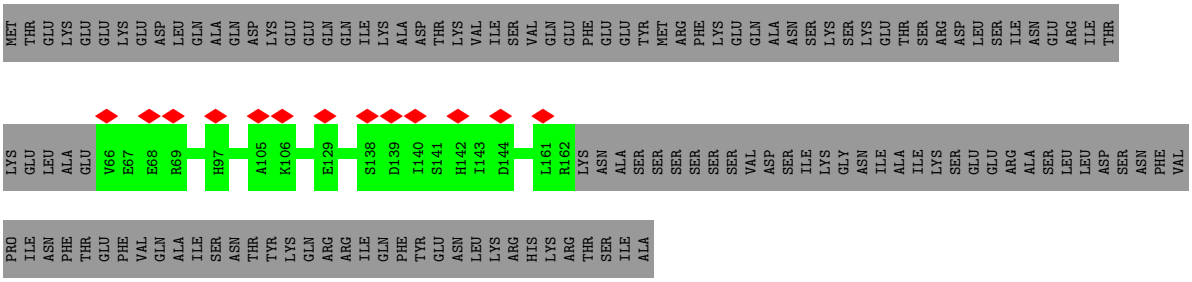

- Molecule 5: Scaffold protein

Chain au:



- Molecule 5: Scaffold protein

Chain av:

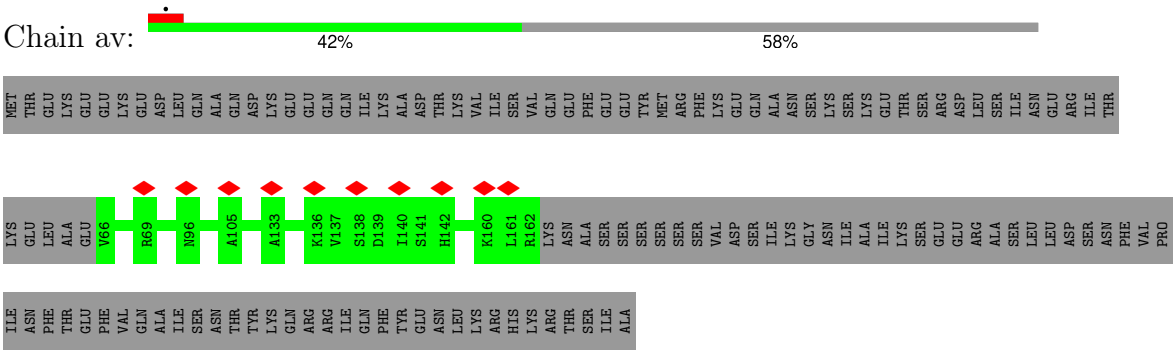

- Molecule 5: Scaffold protein

Chain aw:



- Molecule 5: Scaffold protein

Chain ax:

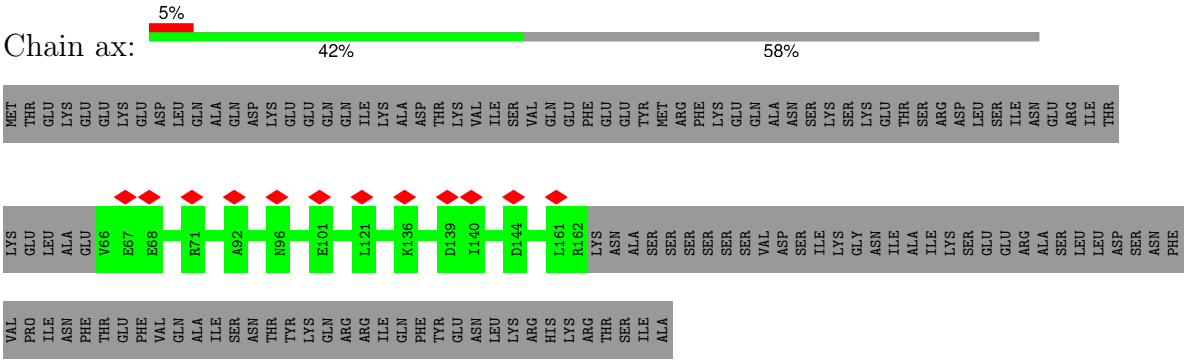

- Molecule 5: Scaffold protein

Chain ay:



- Molecule 5: Scaffold protein

Chain az:

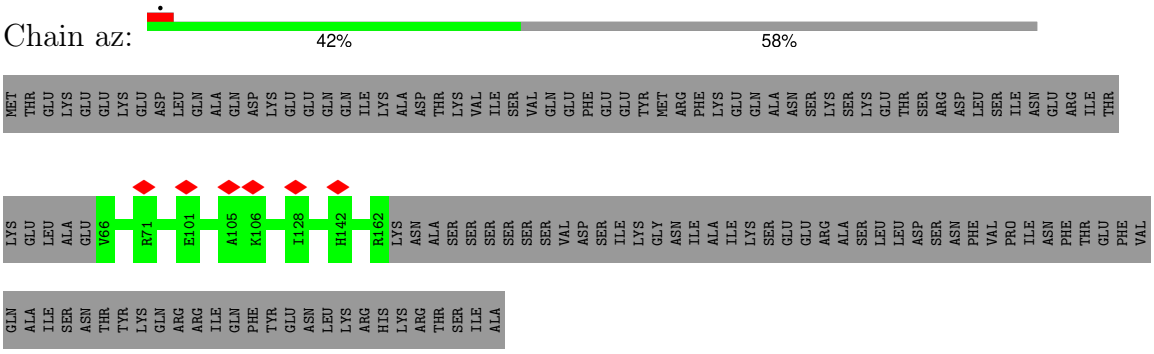

- Molecule 5: Scaffold protein

Chain bA:



- Molecule 5: Scaffold protein

Chain bB:



- Molecule 5: Scaffold protein

Chain bC:

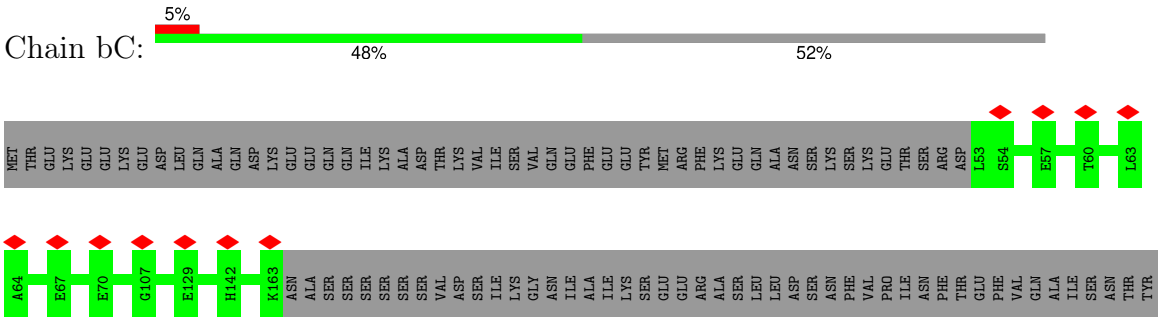

LYS GLN ARG ARG ILE GLN PHE TYR GLU ASN LEU LYS ARG HIS LYS ARG THR SER ILE ALA

- Molecule 5: Scaffold protein

Chain bD:

MET THR GLU LYS GLU GLU LYS GLU ASP LEU GLN ALA GLN ASP LYS GLU GLU GLN GLN ILE LYS ALA ASP THR LYS VAL ILE SER VAL GLN GLU PHE GLU GLU TYR MET ARG PHE LYS GLU GLN ALA ASN SER LYS SER LYS GLU THR SER ARG ASP LEU SER ILE ASN GLU ARG ILE THR

LYS GLU LEU ALA GLU V66 A92 K106 S138 H142 I143 R162 LYS ASN ALA SER SER SER SER SER SER VAL ASP SER ILE LYS GLY ASN ILE ALA ILE LYS SER GLU GLU ARG ALA SER LEU LEU ASP SER ASN PHE VAL PRO ILE ASN PHE THR GLU PHE VAL GLN ALA

ILE SER ASN THR TYR LYS GLN ARG ARG ILE GLN PHE TYR GLU ASN LEU LYS ARG HIS LYS ARG THR SER ILE ALA

- Molecule 5: Scaffold protein

Chain bE:

MET THR GLU LYS GLU GLU LYS GLU ASP LEU GLN ALA GLN ASP LYS GLU GLU GLN GLN ILE LYS ALA ASP THR LYS VAL ILE SER VAL GLN GLU PHE GLU GLU TYR MET ARG PHE LYS GLU GLN ALA ASN SER LYS SER LYS GLU THR SER ARG ASP L53 E57 T60 L63 A64

R69 T109 A135 H142 I143 D144 K163 ASN ALA SER SER SER SER SER SER VAL ASP SER ILE LYS GLY ASN ILE ALA ILE LYS SER GLU GLU ARG ALA SER LEU LEU ASP SER ASN PHE VAL PRO ILE ASN PHE THR GLU PHE VAL GLN ALA ILE SER ASN THR TYR LYS

GLN ARG ARG ILE GLN PHE TYR GLU ASN LEU LYS ARG HIS LYS ARG THR SER ILE ALA

- Molecule 5: Scaffold protein

Chain bF:

MET THR GLU LYS GLU GLU LYS GLU ASP LEU GLN ALA GLN ASP LYS GLU GLU GLN GLN ILE LYS ALA ASP THR LYS VAL ILE SER VAL GLN GLU PHE GLU GLU TYR MET ARG PHE LYS GLU GLN ALA ASN SER LYS SER LYS GLU THR SER ARG ASP LEU SER ILE ASN GLU ARG ILE THR

LYS GLU LEU ALA GLU V66 H97 K106 A133 S138 D139 H142 I143 R162 LYS ASN ALA SER SER SER SER SER SER VAL ASP SER ILE LYS GLY ASN ILE ALA ILE LYS SER GLU GLU ARG ALA SER LEU LEU ASP SER ASN PHE VAL PRO ILE ASN PHE THR GLU PHE

VAL GLN ALA ILE SER ASN THR TYR LYS GLN ARG ARG ILE GLN PHE TYR GLU ASN LEU LYS ARG HIS LYS ARG THR SER ILE ALA

- Molecule 5: Scaffold protein

Chain bG:

MET THR GLU LYS GLU GLU LYS GLU ASP LEU GLN ALA GLN ASP LYS GLU GLU GLN GLN ILE LYS ALA ASP THR LYS VAL ILE SER VAL GLN GLU PHE GLU GLU TYR MET ARG PHE LYS GLU GLN ALA ASN SER LYS SER LYS GLU THR SER ARG ASP L53 S54 E57 T60 L63



• Molecule 5: Scaffold protein

Chain bH:

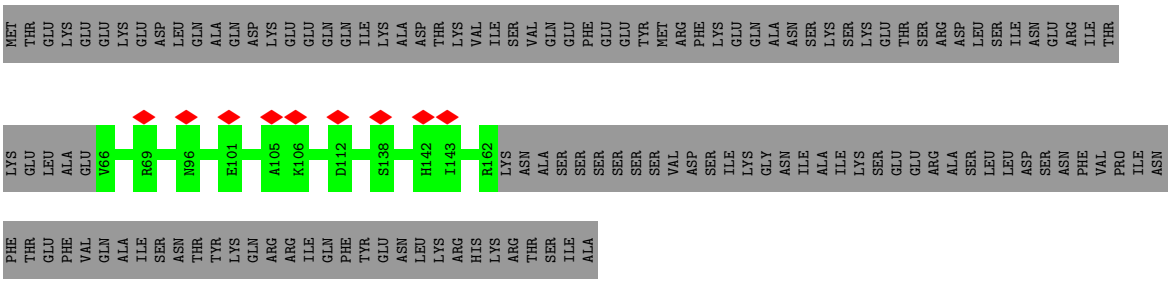

• Molecule 5: Scaffold protein

Chain bI:

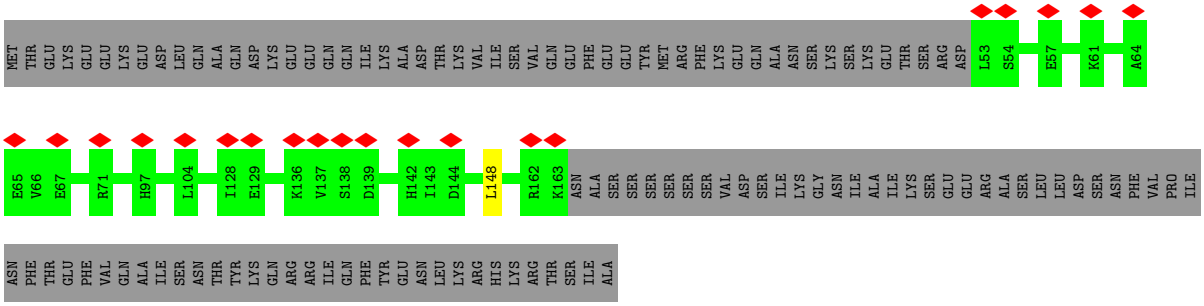

• Molecule 5: Scaffold protein

Chain bJ:



• Molecule 5: Scaffold protein

Chain bK:



- Molecule 5: Scaffold protein

Chain bL:



- Molecule 5: Scaffold protein

Chain bM:



- Molecule 5: Scaffold protein

Chain bN:



- Molecule 5: Scaffold protein

Chain bO:



- Molecule 5: Scaffold protein

Chain bP:

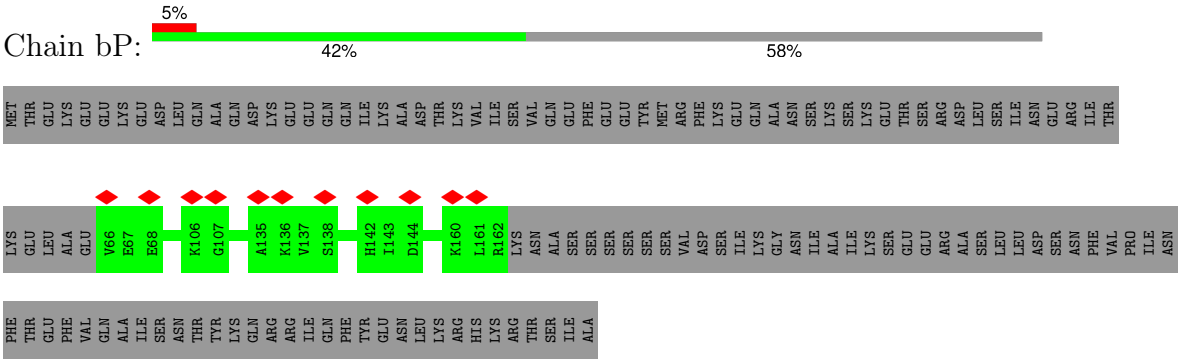

- Molecule 5: Scaffold protein

Chain bQ:



- Molecule 5: Scaffold protein

Chain bR:

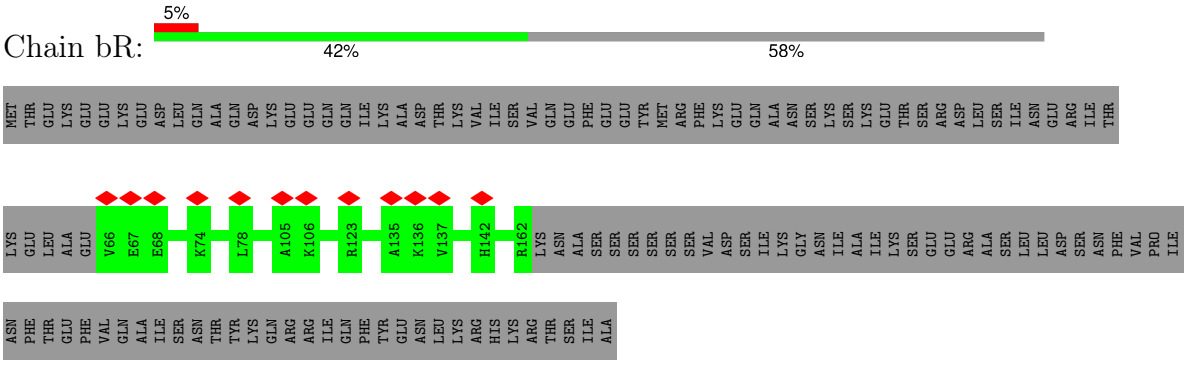

- Molecule 5: Scaffold protein

Chain bS:



- Molecule 5: Scaffold protein

Chain bT:

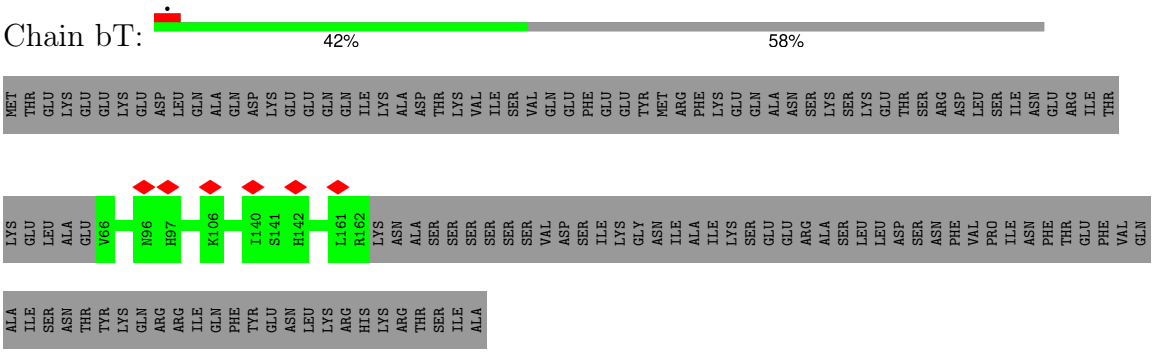

- Molecule 5: Scaffold protein

Chain bU:



- Molecule 5: Scaffold protein

Chain bV:

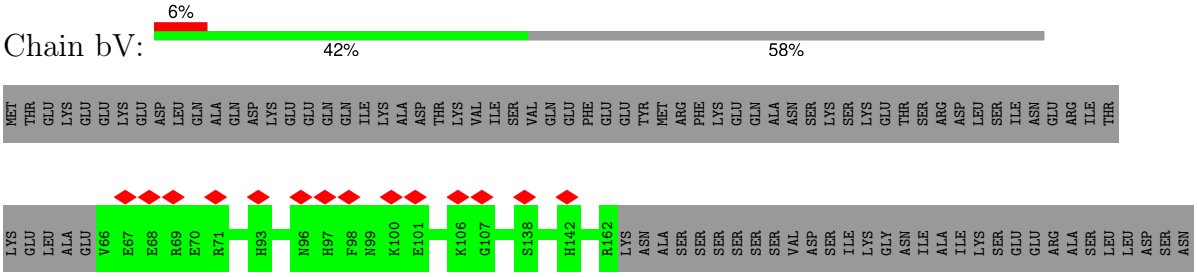

- Molecule 5: Scaffold protein

Chain bW:

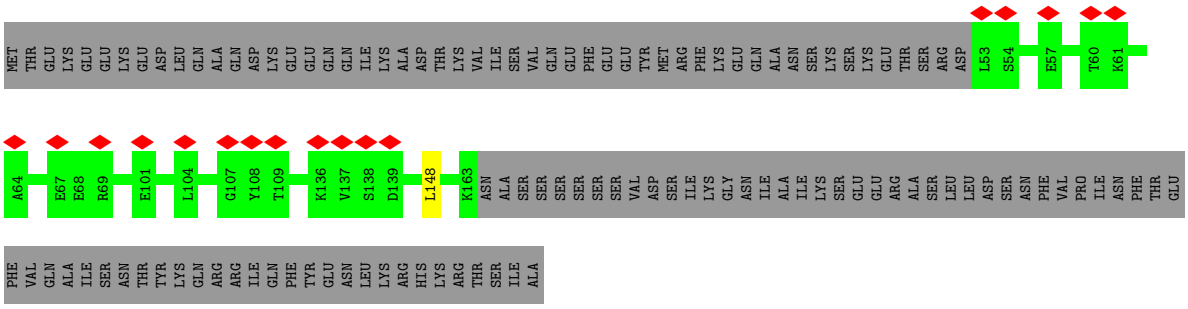

- Molecule 5: Scaffold protein

Chain bX:

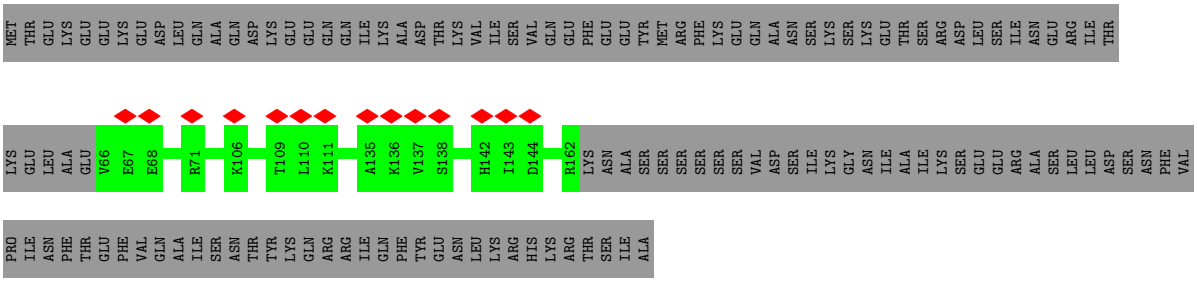

- Molecule 5: Scaffold protein

Chain bY:



- Molecule 5: Scaffold protein

Chain bZ:

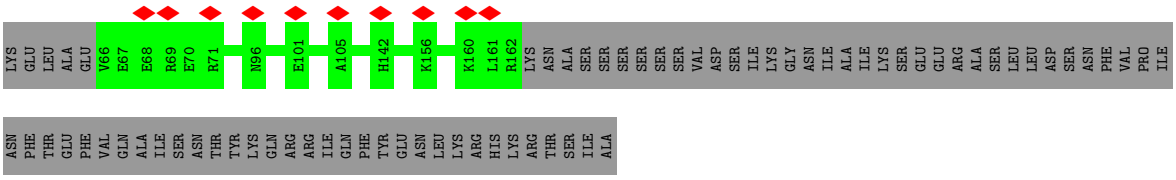

- Molecule 5: Scaffold protein

Chain ba:



- Molecule 5: Scaffold protein

Chain bb:



- Molecule 5: Scaffold protein

Chain bc:



- Molecule 5: Scaffold protein

Chain bd:



• Molecule 5: Scaffold protein

Chain be:



• Molecule 5: Scaffold protein

Chain bf:



• Molecule 5: Scaffold protein

Chain bg:



• Molecule 5: Scaffold protein

Chain bh:



- Molecule 5: Scaffold protein

Chain bi:



- Molecule 5: Scaffold protein

Chain bj:



- Molecule 5: Scaffold protein

Chain bk:



- Molecule 5: Scaffold protein

Chain bl:

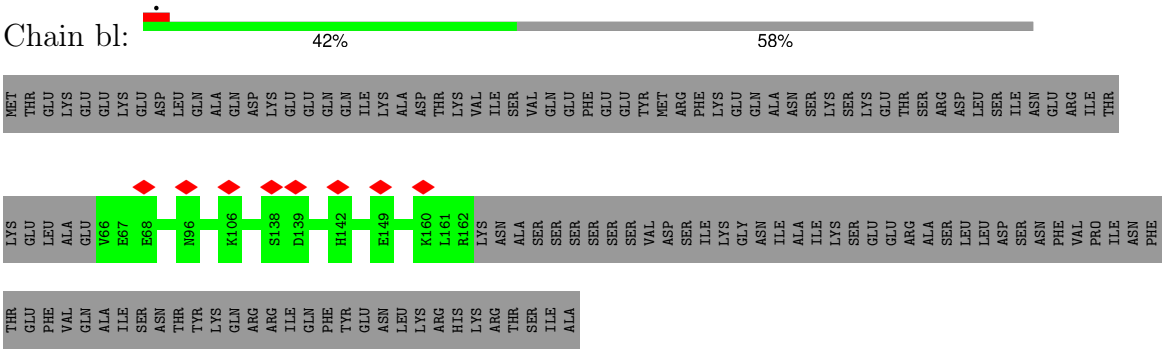

- Molecule 5: Scaffold protein

Chain bm:



- Molecule 5: Scaffold protein

Chain bn:

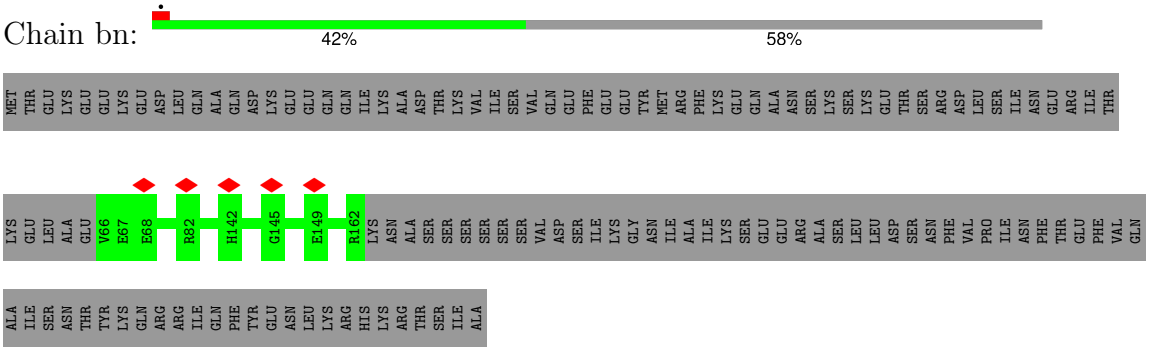

- Molecule 5: Scaffold protein

Chain bo:

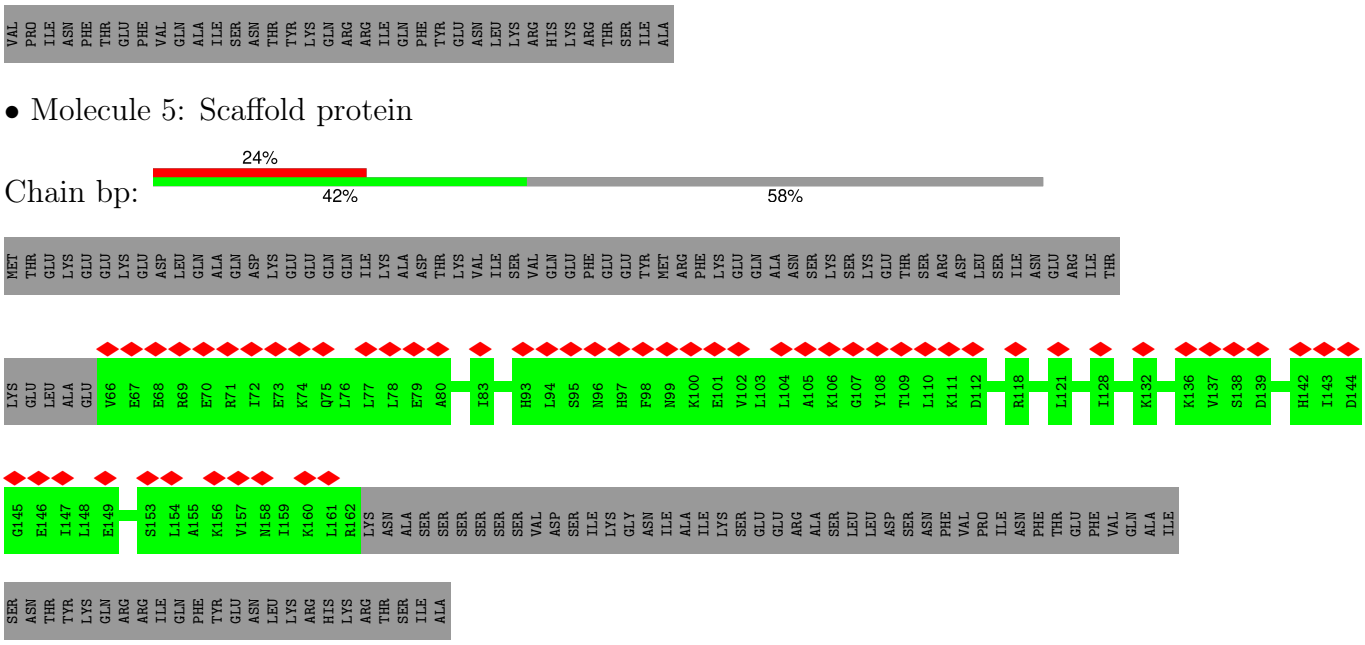
VAL PRO ILE ASN PHE THR GLU PHE VAL GLN ALA ILE SER ASN THR TYR LYS GLN ARG ARG ILE GLN PHE TYR GLU ASN LEU LYS ARG HIS LYS ARG THR SER ILE ALA
• Molecule 5: Scaffold protein
Chain bp:
24%
42%
58%
MET THR GLU LYS GLU GLU LYS GLU ASP LEU GLN ALA GLN ASP LYS GLU GLU GLN GLN ILE LYS ALA ASP THR LYS VAL ILE SER VAL GLN GLU PHE GLU GLU TYR MET ARG PHE LYS GLU GLN ALA ASN SER LYS SER LYS GLU THR SER ARG ASP LEU SER ILE ASN GLU ARG ILE THR
LYS GLU LEU ALA GLU V66 E67 E68 R69 E70 R71 I72 E73 K74 Q75 L76 L77 L78 E79 A80 I83 H93 L94 S95 N96 H97 F98 N99 K100 E101 V102 L103 L104 A105 K106 G107 Y108 T109 L110 K111 D112 R118 L121 I128 K132 K136 V137 S138 D139 H142 I143 D144
G145 E146 I147 L148 E149 S153 L154 A155 K156 V157 N158 I159 K160 L161 R162 LYS ASN ALA SER SER SER SER SER SER VAL ASP SER ILE LYS GLY ASN ILE ALA ILE LYS SER GLU GLU ARG ALA SER LEU LEU ASP SER ASN PHE VAL PRO ILE ASN PHE THR GLU PHE VAL GLN ALA ILE
SER ASN THR TYR LYS GLN ARG ARG ILE GLN PHE TYR GLU ASN LEU LYS ARG HIS LYS ARG THR SER ILE ALA
• Molecule 5: Scaffold protein
Chain bq:
9%
48%
52%
MET THR GLU LYS GLU GLU LYS GLU ASP LEU GLN ALA GLN ASP LYS GLU GLU GLN GLN ILE LYS ALA ASP THR LYS VAL ILE SER VAL GLN GLU PHE GLU GLU TYR MET ARG PHE LYS GLU GLN ALA ASN SER LYS SER LYS GLU THR SER ARG ASP L53 K61 E62 L63 A64 E65
E68 R71 I72 R82 E85 I86 D87 T88 L89 A105 T109 I134 A135 K136 S141 H142 I143 D144 G145 E146 K163 ASN ALA SER SER SER SER SER SER VAL ASP SER ILE LYS GLY ASN ILE ALA ILE LYS SER GLU GLU ARG ALA SER LEU LEU ASP SER ASN PHE
VAL PRO ILE ASN PHE THR GLU PHE VAL GLN ALA ILE SER ASN THR TYR LYS GLN ARG ARG ILE GLN PHE TYR GLU ASN LEU LYS ARG HIS LYS ARG THR SER ILE ALA
• Molecule 5: Scaffold protein
Chain br:
18%
42%
58%
MET THR GLU LYS GLU GLU LYS GLU ASP LEU GLN ALA GLN ASP LYS GLU GLU GLN GLN ILE LYS ALA ASP THR LYS VAL ILE SER VAL GLN GLU PHE GLU GLU TYR MET ARG PHE LYS GLU GLN ALA ASN SER LYS SER LYS GLU THR SER ARG ASP LEU SER ILE ASN GLU ARG ILE THR
LYS GLU LEU ALA GLU V66 E67 E68 R69 E70 R71 K74 Q75 L78 L94 S95 N96 H97 F98 N99 K100 E101 L104 A105 K106 G107 Y108 T109 L110 K111 D112 I113 M114 I131 A135 K136 V137 S138 D139 H142 I143 D144 G145 E146 E149 Q150 L151 V152 S153 K156
K160 L161 R162 LYS ASN ALA SER SER SER SER SER VAL ASP SER ILE LYS GLY ASN ILE ALA ILE LYS SER GLU GLU ARG ALA SER LEU LEU ASP SER ASN PHE VAL PRO ILE ASN PHE THR GLU PHE VAL GLN ALA ILE SER ASN THR TYR LYS GLN ARG ARG ILE GLN PHE TYR GLU
ASN LEU LYS ARG HIS LYS ARG THR SER ILE ALA
• Molecule 5: Scaffold protein

Chain bs:

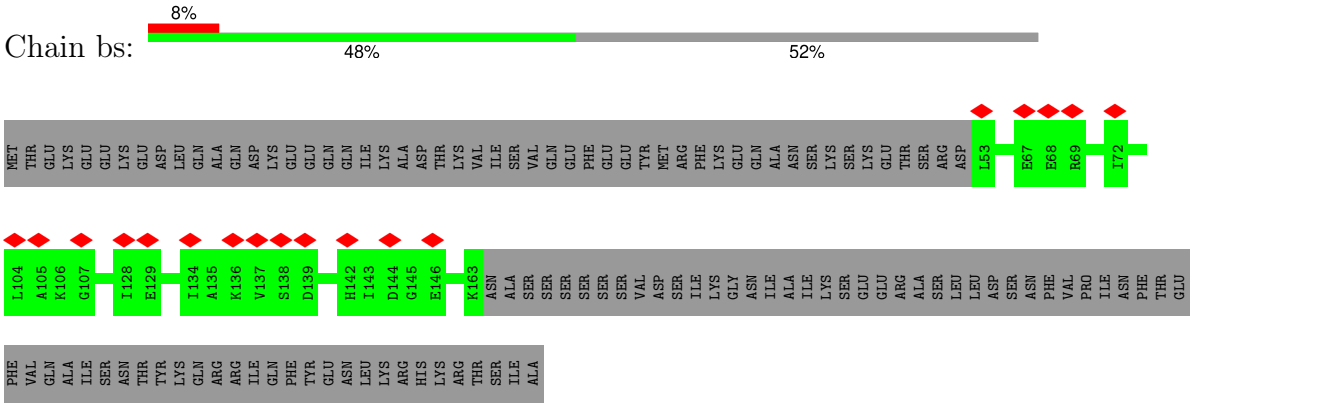

- Molecule 5: Scaffold protein

Chain bt:

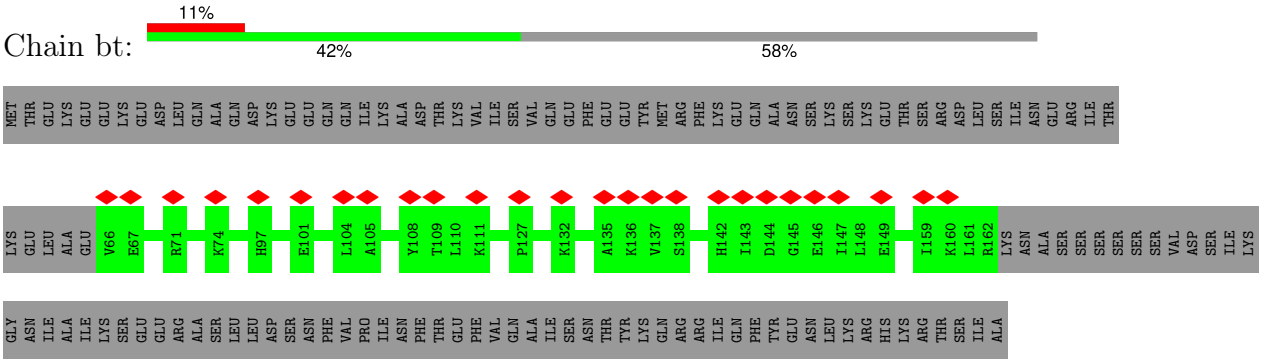

- Molecule 5: Scaffold protein

Chain bu:



- Molecule 5: Scaffold protein

Chain bv:

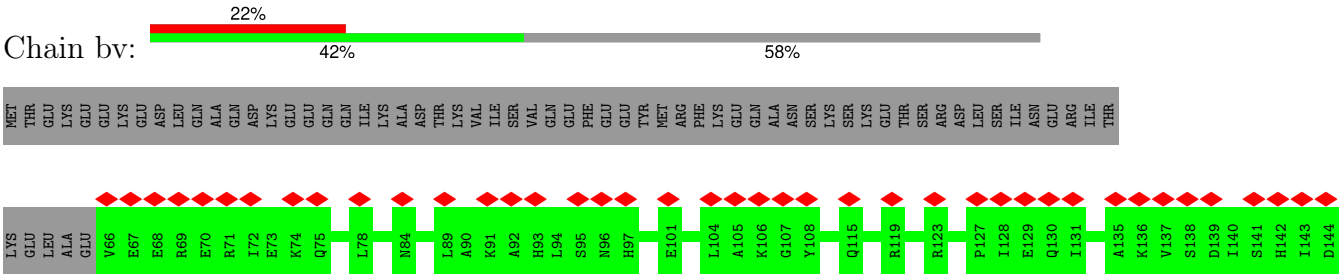



• Molecule 5: Scaffold protein

Chain bw:

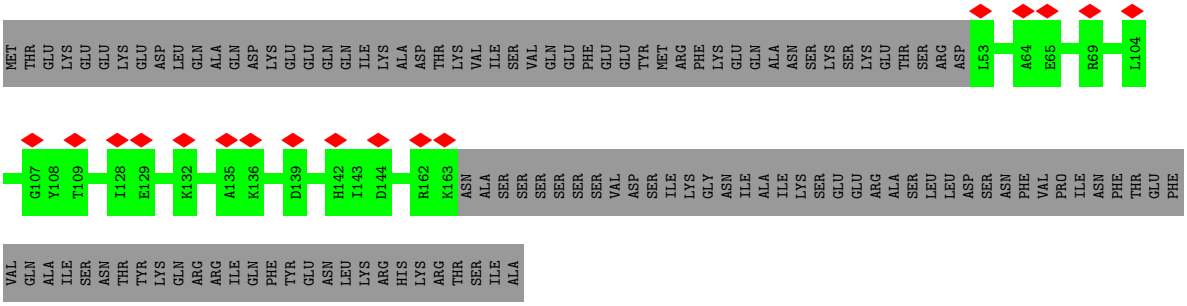

• Molecule 5: Scaffold protein

Chain bx:

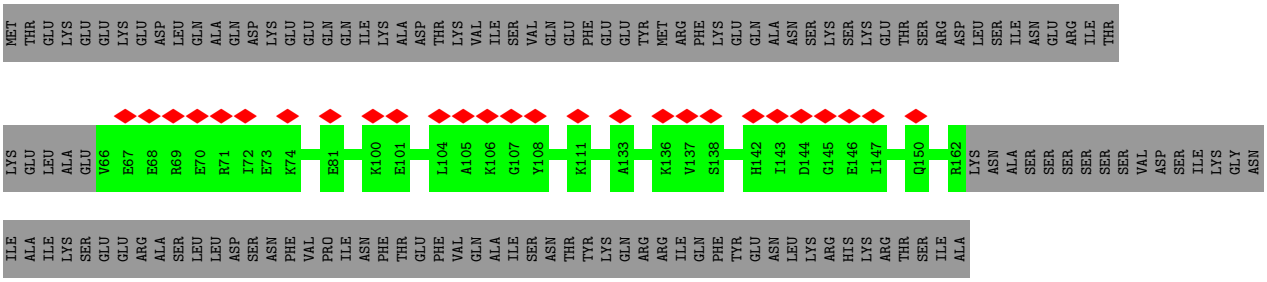

• Molecule 5: Scaffold protein

Chain by:

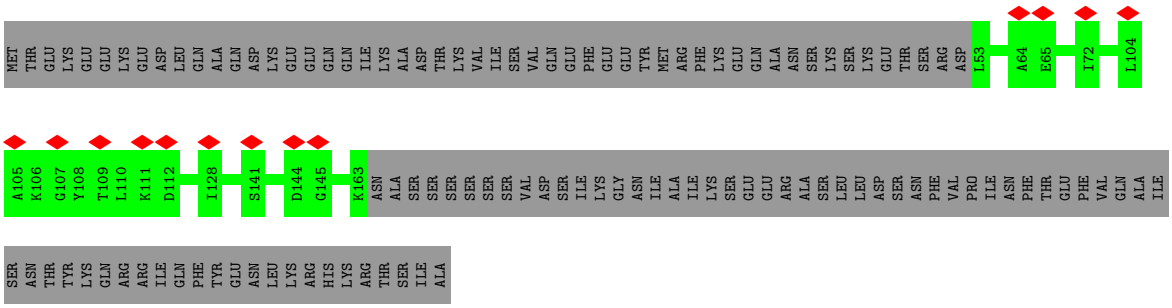

• Molecule 5: Scaffold protein

Chain bz:

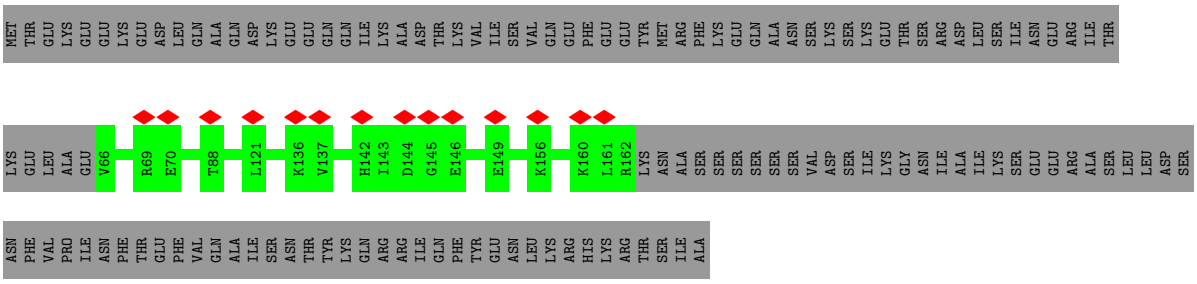

- Molecule 5: Scaffold protein

Chain cA:



- Molecule 5: Scaffold protein

Chain cB:

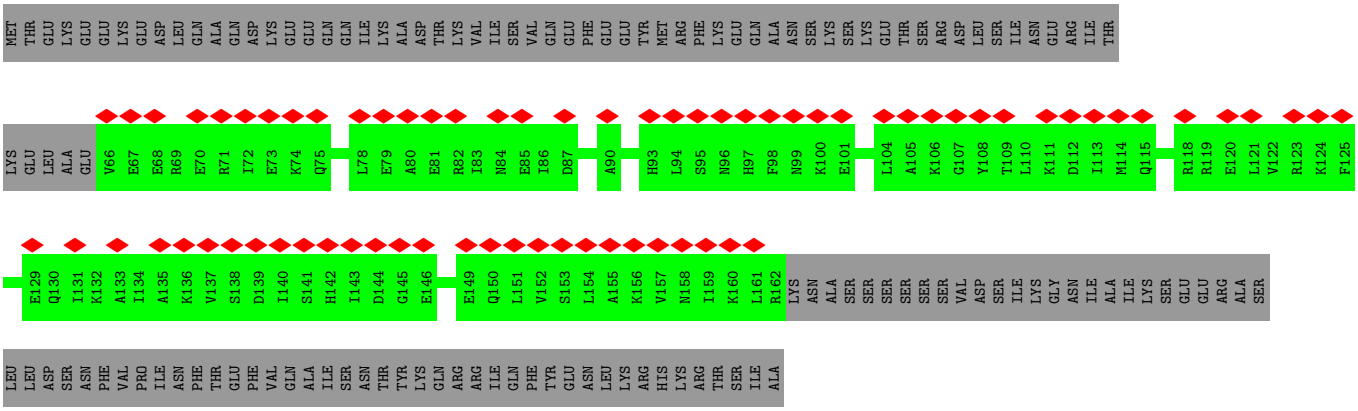

- Molecule 5: Scaffold protein

Chain cC:



- Molecule 5: Scaffold protein

Chain cD:

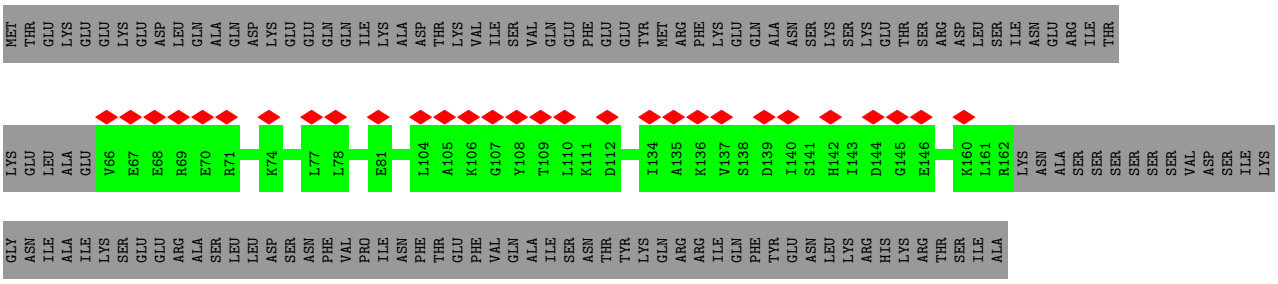

- Molecule 5: Scaffold protein

Chain cE:



- Molecule 5: Scaffold protein

Chain cF:

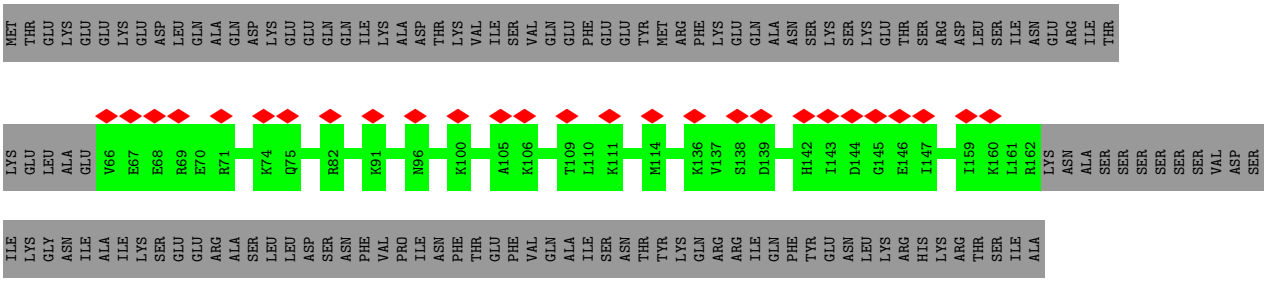

- Molecule 5: Scaffold protein

Chain cG:



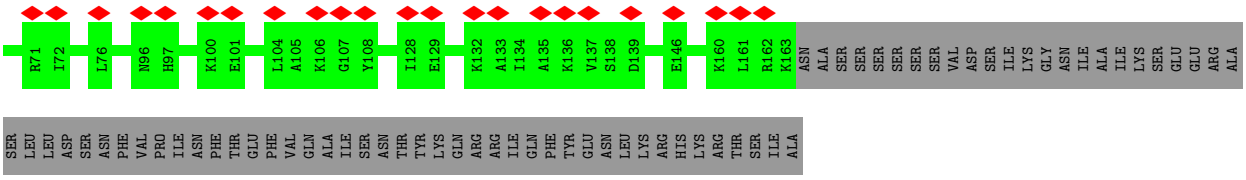

- Molecule 5: Scaffold protein

Chain cH:

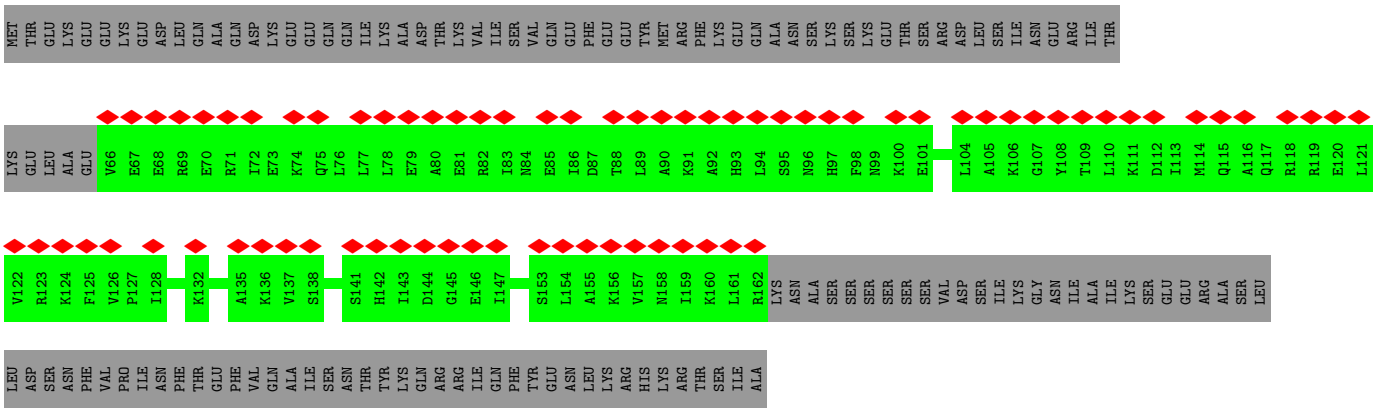

- Molecule 5: Scaffold protein

Chain cI:



- Molecule 5: Scaffold protein

Chain cJ:

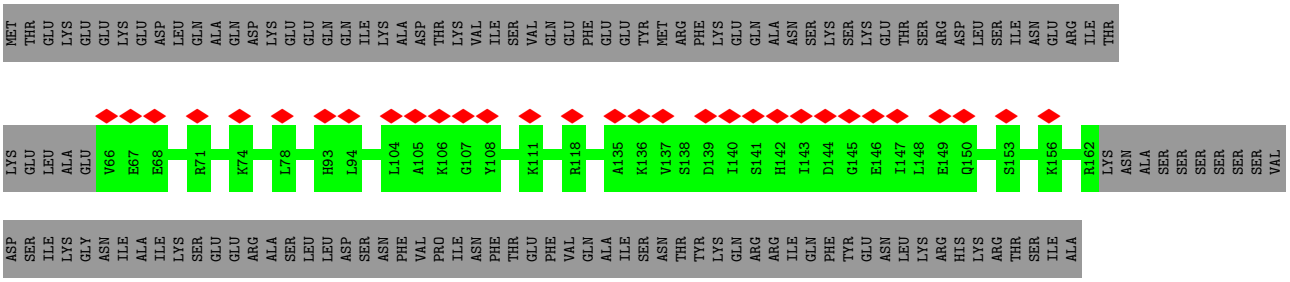

- Molecule 5: Scaffold protein

Chain cK:

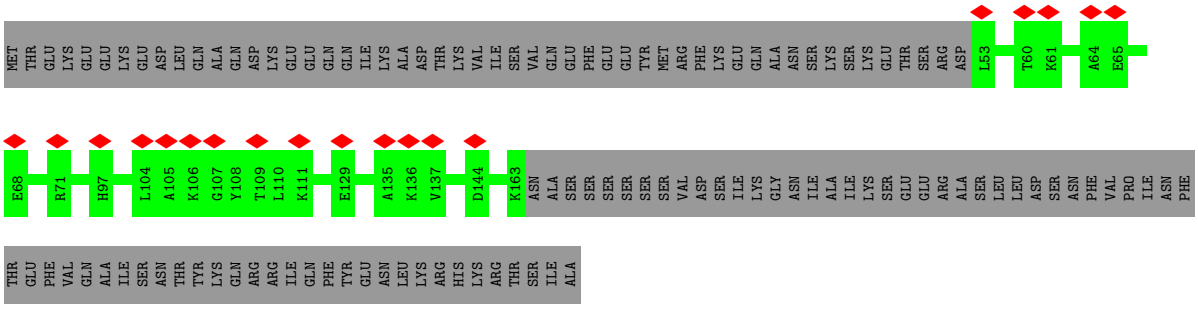

- Molecule 5: Scaffold protein

Chain cL:

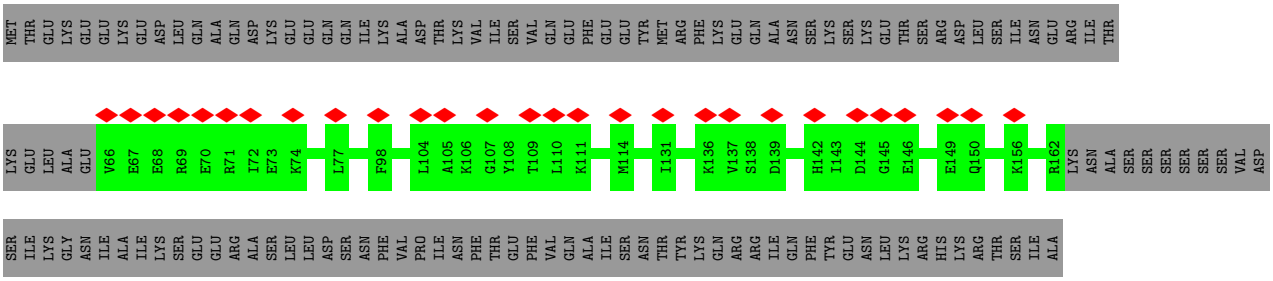

- Molecule 5: Scaffold protein

Chain cM:

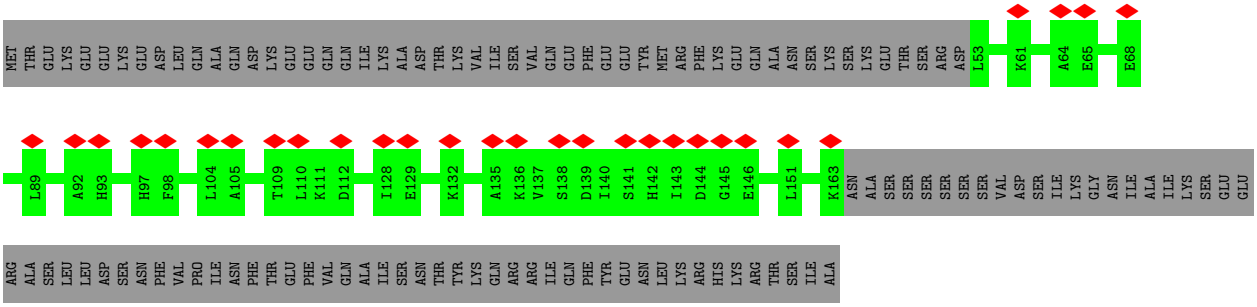

- Molecule 5: Scaffold protein

Chain cN:

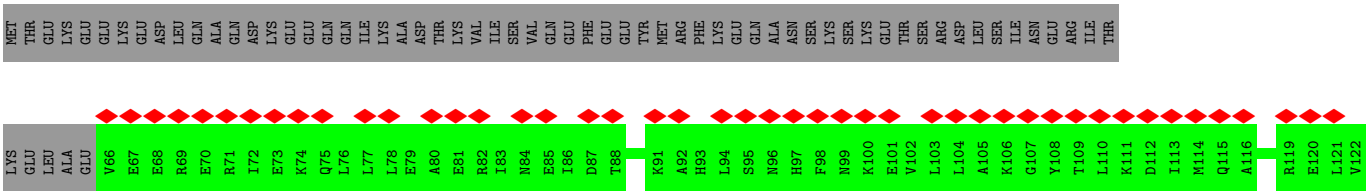

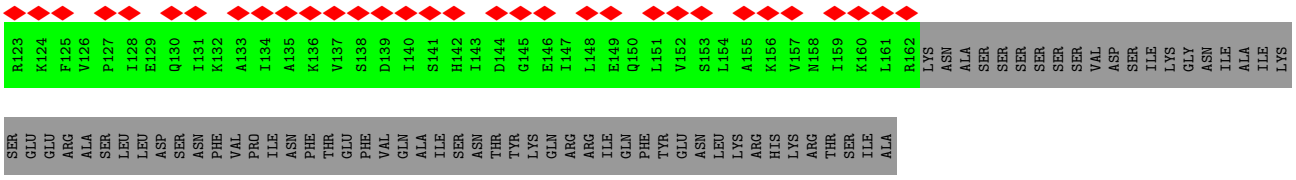

• Molecule 5: Scaffold protein

Chain cO:

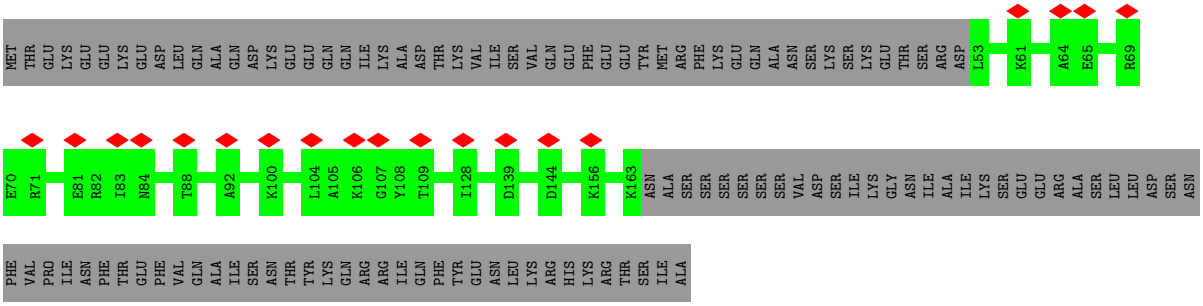

• Molecule 5: Scaffold protein

Chain cP:

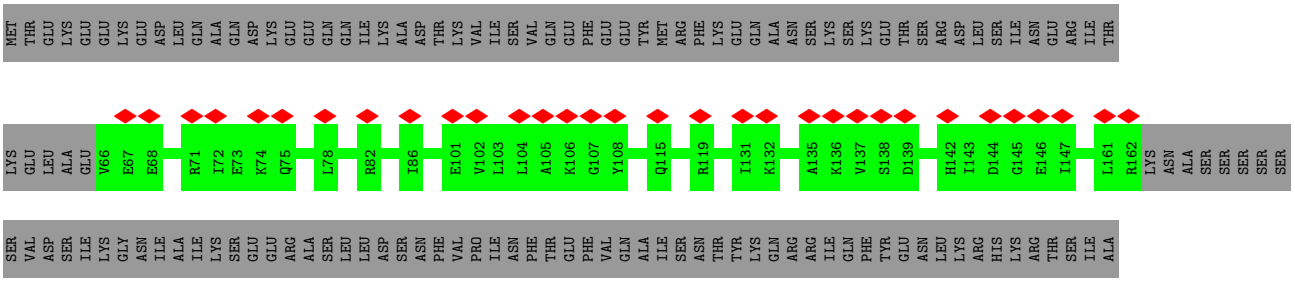

• Molecule 5: Scaffold protein

Chain cQ:



• Molecule 5: Scaffold protein

Chain cR:

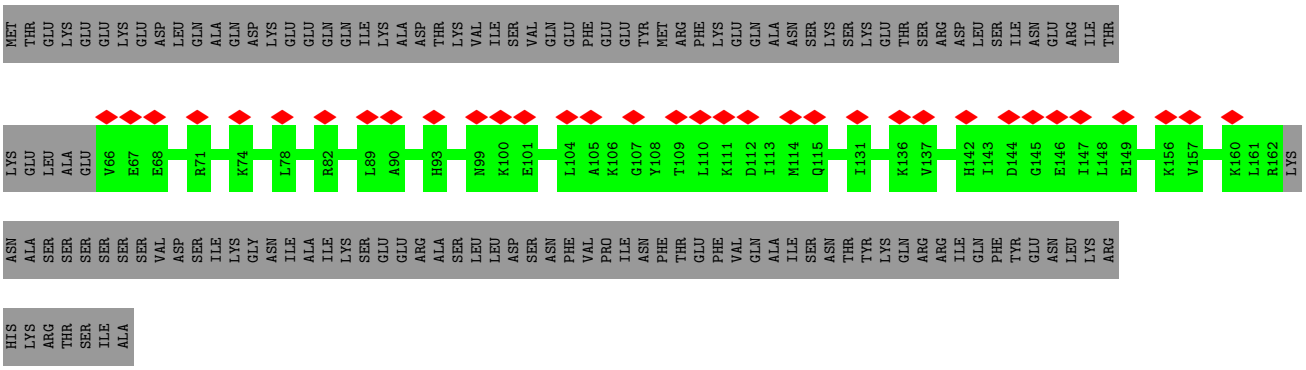

- Molecule 5: Scaffold protein

Chain cS:

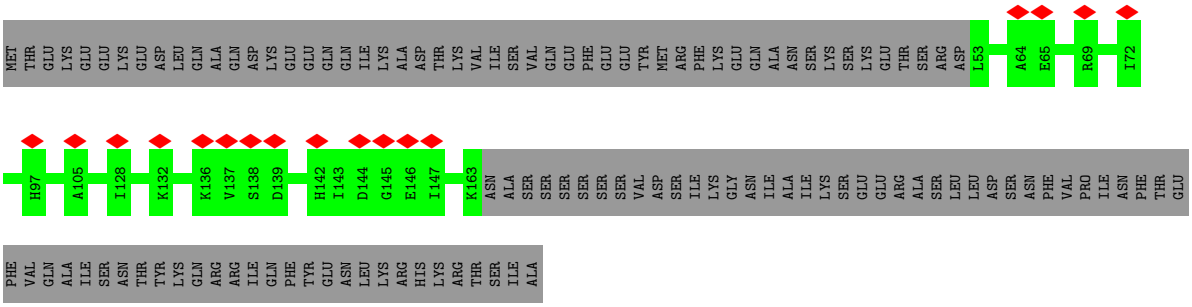

- Molecule 5: Scaffold protein

Chain cT:

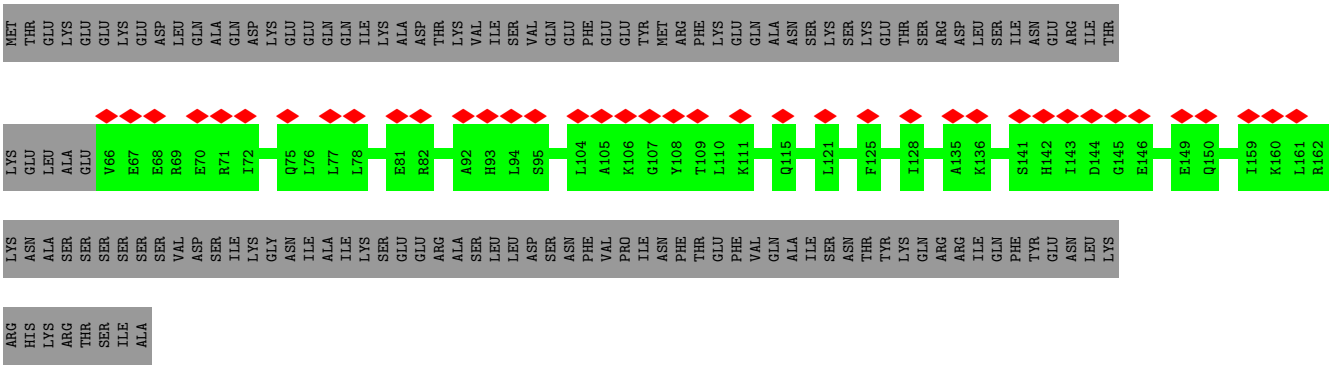

- Molecule 5: Scaffold protein

Chain cU:

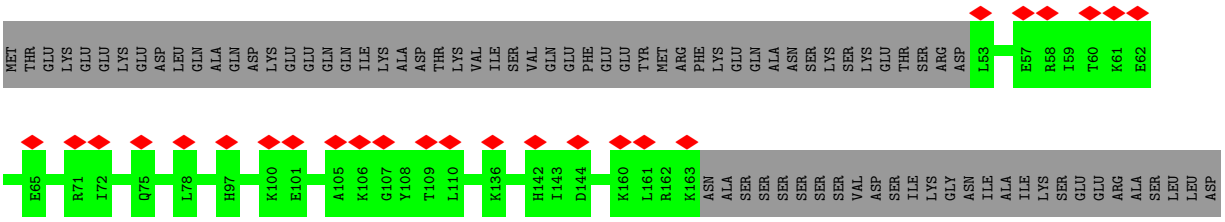

SER ASN PHE VAL PRO ILE ASN PHE THR GLU PHE VAL GLN ALA ILE SER ASN THR TYR LYS GLN ARG ARG ILE GLN PHE TYR GLU ASN LEU LYS ARG HIS LYS ARG THR SER ILE ALA

- Molecule 5: Scaffold protein

Chain cV:

MET THR GLU LYS GLU GLU LYS GLU ASP LEU GLN ALA GLN ASP LYS GLU GLU GLN GLN ILE LYS ALA ASP THR LYS VAL ILE SER VAL GLN GLU PHE GLU GLU TYR MET ARG PHE LYS GLU GLN ALA ASN SER LYS SER LYS GLU THR SER ARG ASP LEU SER ILE ASN GLU ARG ILE THR

LYS GLU LEU ALA GLU V66 E67 E68 R69 E70 R71 I72 E73 K74 H93 L94 S95 N96 H97 F98 N99 K100 E101 V102 L103 L104 A105 K106 G107 Y108 K111 R118 V122 I128 K132 K136 V137 S138 D139 I140 S141 H142 I143 D144 G145 E146 E149 K156 V157 N158 I159

K160 L161 R162 LYS ASN ALA SER SER SER SER SER SER VAL ASP SER ILE LYS GLY ASN ILE ALA ILE LYS SER GLU GLU ARG ALA SER LEU LEU ASP SER ASN PHE VAL PRO ILE ASN PHE THR GLU PHE VAL GLN ALA ILE SER ASN THR TYR LYS GLN ARG ARG ILE GLN PHE TYR GLU

ASN LEU LYS ARG HIS LYS ARG THR SER ILE ALA

- Molecule 5: Scaffold protein

Chain cW:

MET THR GLU LYS GLU GLU LYS GLU ASP LEU GLN ALA GLN ASP LYS GLU GLU GLN GLN ILE LYS ALA ASP THR LYS VAL ILE SER VAL GLN GLU PHE GLU GLU TYR MET ARG PHE LYS GLU GLN ALA ASN SER LYS SER LYS GLU THR SER ARG ASP L53 T60 K61 E62 L63 A64 E65

V66 E67 E68 R69 E70 R71 L78 E79 R82 I83 D87 T88 K91 A92 N96 H97 K100 E101 L104 A105 K111 F125 I128 E129 K132 A133 I134 A135 K136 V137 S138 D139 I140 S141 H142 I143 D144 G145 E146 K160 L161 R162 K163 ASN ALA SER SER SER

SER SER SER VAL ASP SER ILE LYS GLY ASN ILE ALA ILE LYS SER GLU GLU ARG ALA SER LEU LEU ASP SER ASN PHE VAL PRO ILE ASN PHE THR GLU PHE VAL GLN ALA ILE SER ASN THR TYR LYS GLN ARG ARG ILE GLN PHE TYR GLU ASN LEU LYS ARG HIS LYS ARG THR SER

ILE ALA

- Molecule 5: Scaffold protein

Chain cX:

MET THR GLU LYS GLU GLU LYS GLU ASP LEU GLN ALA GLN ASP LYS GLU GLU GLN GLN ILE LYS ALA ASP THR LYS VAL ILE SER VAL GLN GLU PHE GLU GLU TYR MET ARG PHE LYS GLU GLN ALA ASN SER LYS SER LYS GLU THR SER ARG ASP LEU SER ILE ASN GLU ARG ILE THR

LYS GLU LEU ALA GLU V66 E67 E68 R69 E70 R71 I72 E73 K74 Q75 L76 L77 L78 E81 R82 E85 I86 D87 T88 L89 A90 K91 A92 H93 L94 S95 N96 H97 F98 N99 K100 E101 V102 L103 L104 A105 K106 G107 Y108 T109 L110 K111 D112 I113 M114 Q115 A116 Q117 R118 R119 V122

V126 P127 I128 E129 Q130 I131 K132 A133 K136 V137 S138 D139 I140 S141 H142 I143 D144 G145 E146 I147 L148 E149 Q150 L151 V152 S153 L154 A155 K156 V157 N158 I159 K160 L161 R162 LYS ASN ALA SER SER SER SER SER SER VAL ASP SER ILE LYS GLY ASN ILE ALA ILE LYS SER GLU GLU ARG

ALA SER LEU LEU ASP SER ASN PHE VAL PRO ILE ASN PHE THR GLU PHE VAL GLN ALA ILE SER ASN THR TYR LYS GLN ARG ARG ILE GLN PHE TYR GLU ASN LEU LYS ARG HIS LYS ARG THR SER ILE ALA

- Molecule 5: Scaffold protein

Chain cY:

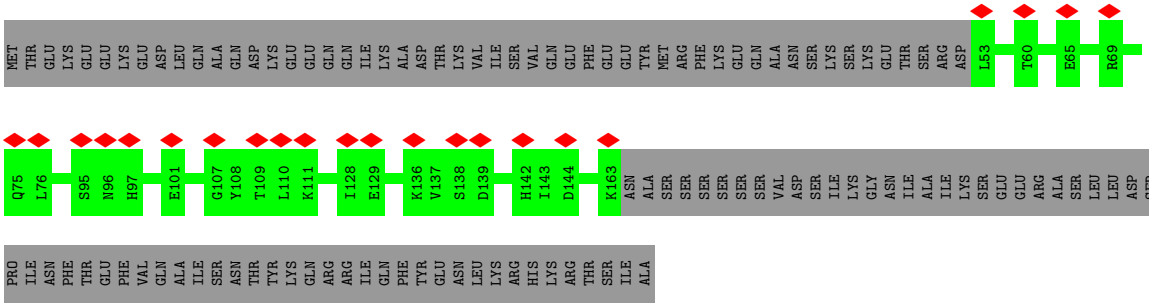

- Molecule 5: Scaffold protein

Chain cZ:

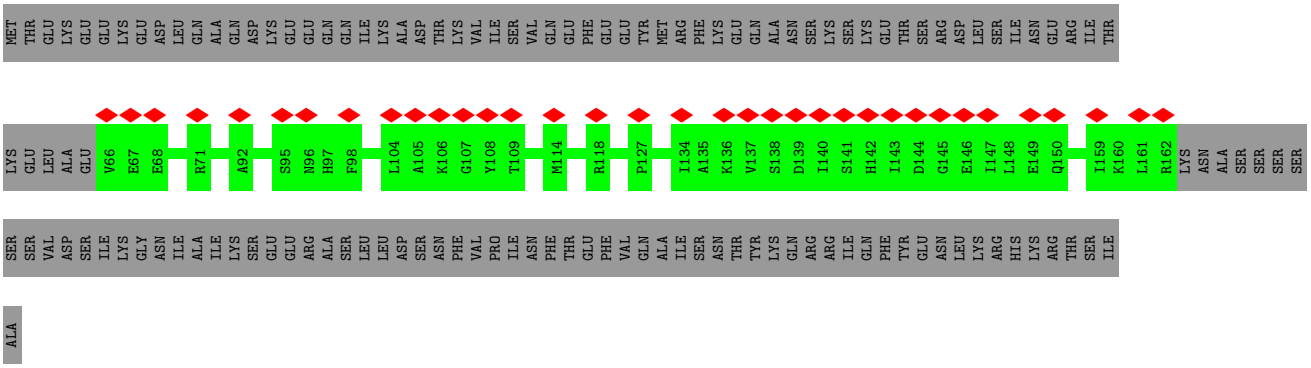

- Molecule 5: Scaffold protein

Chain ca:

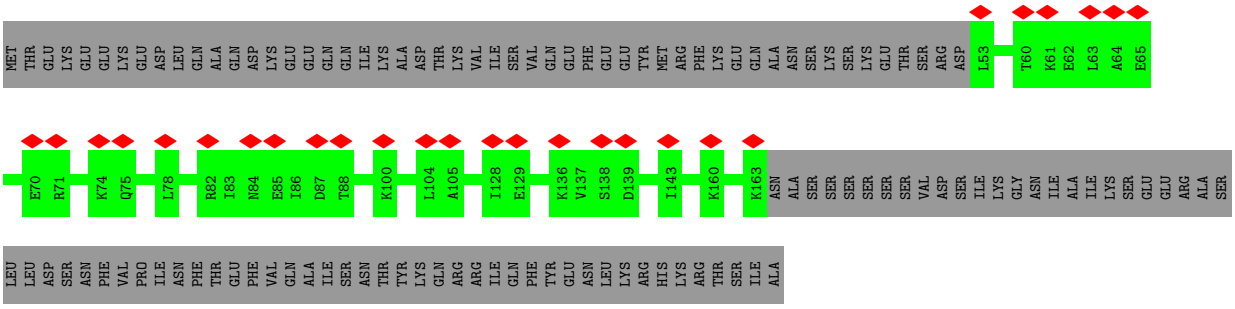

- Molecule 5: Scaffold protein

Chain cb:

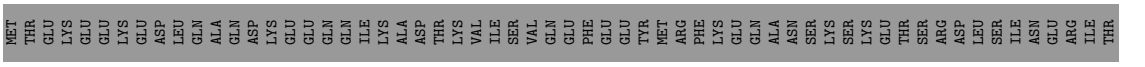

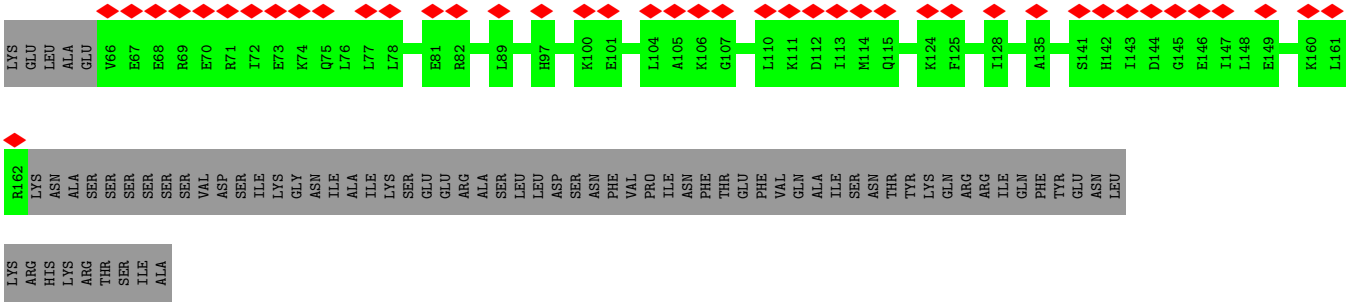

- Molecule 5: Scaffold protein

Chain cc:

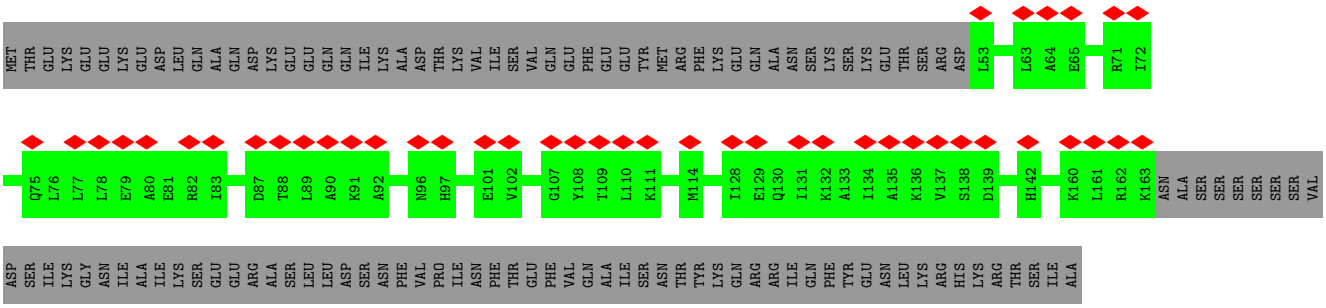

- Molecule 5: Scaffold protein

Chain cd:



- Molecule 5: Scaffold protein

Chain ce:

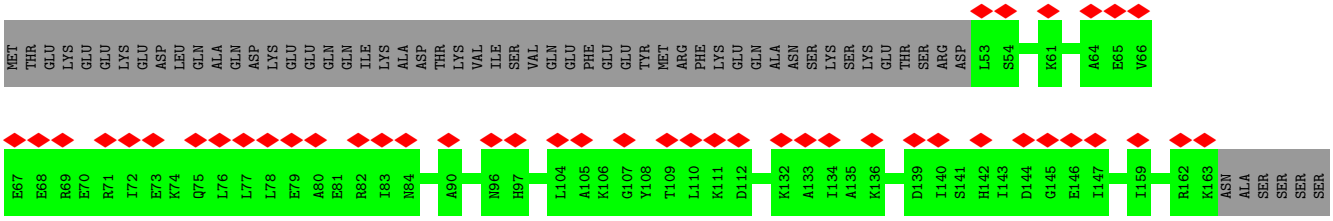

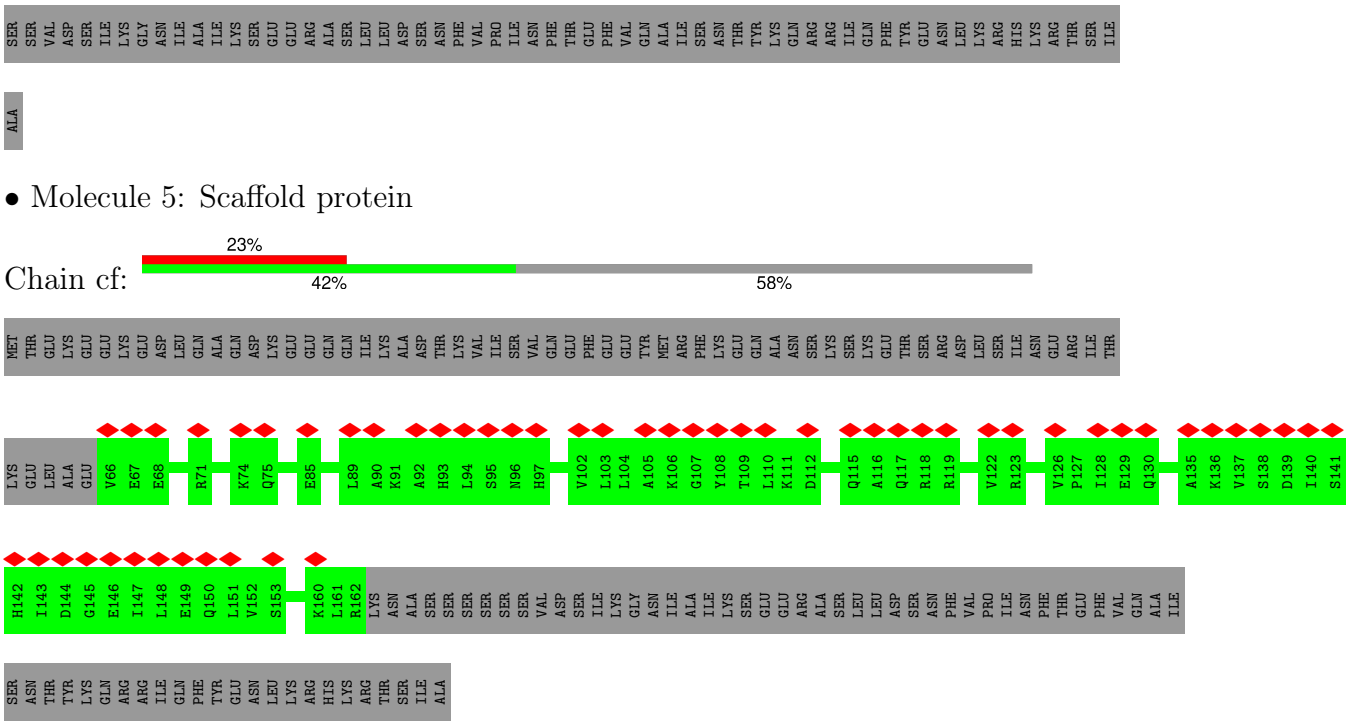
SER SER VAL ASP SER ILE LYS GLY ASN ILE ALA ILE LYS SER GLU GLU ARG ALA SER LEU LEU ASP SER ASN PHE VAL PRO ILE ASN PHE THR GLU PHE VAL GLN GLN ALA ILE SER ASN THR TYR LYS GLN ARG ARG ILE GLN PHE TYR GLU ASN LEU LYS ARG HIS LYS ARG THR SER ILE
ALA
• Molecule 5: Scaffold protein
Chain cf:
23%
42%
58%
MET THR GLU LYS GLU GLU LYS GLU ASP LEU GLN ALA GLN ASP LYS GLU GLU GLN GLN GLN ILE LYS ALA ASP THR LYS VAL ILE SER VAL GLN GLU PHE GLU GLU TYR MET ARG PHE LYS GLU GLN ALA ASN SER LYS SER LYS GLU THR SER ARG ASP LEU SER ILE ASN GLU ARG ILE THR
LYS GLU LEU ALA GLU V66 E67 E68 R71 K74 Q75 E85 L89 A90 K91 A92 H93 L94 S95 N96 H97 V102 L103 L104 A105 K106 G107 Y108 T109 L110 K111 D112 Q115 A116 Q117 R118 R119 V122 R123 V126 P127 I128 E129 Q130 A135 K136 V137 S138 D139 I140 S141
H142 I143 D144 G145 E146 I147 L148 E149 Q150 L151 V152 S153 K160 L161 R162 LYS ASN ALA SER SER SER SER SER SER VAL ASP SER ILE LYS GLY ASN ILE ALA ILE LYS SER GLU GLU ARG ALA SER LEU LEU ASP SER ASN PHE VAL PRO ILE ASN PHE THR GLU PHE VAL GLN ALA ILE
SER ASN THR TYR LYS GLN ARG ARG ILE GLN PHE TYR GLU ASN LEU LYS ARG HIS LYS ARG THR SER ILE ALA
• Molecule 5: Scaffold protein
Chain cg:
15%
48%
52%
MET THR GLU LYS GLU GLU LYS GLU ASP LEU GLN ALA GLN ASP LYS GLU GLU GLN GLN GLN ILE LYS ALA ASP THR LYS VAL ILE SER VAL GLN GLU PHE GLU GLU TYR MET ARG PHE LYS GLU GLN ALA ASN SER LYS SER LYS GLU THR SER ARG ASP L53 T60 K61 E62 L63 A64 E65
E68 R69 E70 R71 K74 Q75 L76 R82 L89 H93 N96 E101 A105 K106 L110 R123 I128 E129 Q130 I131 K132 A135 K136 V137 S138 H142 A155 K160 L161 R162 K163 ASN ALA SER SER SER SER SER SER VAL ASP SER ILE LYS GLY
ASN ILE ALA ILE LYS SER GLU GLU ARG ALA SER LEU LEU ASP SER ASN PHE VAL PRO ILE ASN PHE THR GLU PHE VAL GLN ALA ILE SER ASN THR TYR LYS GLN ARG ARG ILE GLN PHE TYR GLU ASN LEU LYS ARG HIS LYS ARG THR SER ILE ALA
• Molecule 5: Scaffold protein
Chain ch:
22%
42%
58%
MET THR GLU LYS GLU GLU LYS GLU ASP LEU GLN ALA GLN ASP LYS GLU GLU GLN GLN GLN ILE LYS ALA ASP THR LYS VAL ILE SER VAL GLN GLU PHE GLU GLU TYR MET ARG PHE LYS GLU GLN ALA ASN SER LYS SER LYS GLU THR SER ARG ASP LEU SER ILE ASN GLU ARG ILE THR
LYS GLU LEU ALA GLU V66 E67 E68 R69 E70 R71 K74 L78 A90 K91 A92 H93 L94 S95 N96 H97 K100 E101 L104 A105 K106 G107 Y108 T109 L110 K111 D112 I113 M114 R118 L121 F125 V126 P127 I128 E129 Q130 I131 A135 K136 V137 S138 D139 H142 I143
D144 G145 E146 E149 V152 N158 I159 K160 L161 R162 LYS ASN ALA SER SER SER SER SER SER VAL ASP SER ILE LYS GLY ASN ILE ALA ILE LYS SER GLU GLU ARG ALA SER LEU LEU ASP SER ASN PHE VAL PRO ILE ASN PHE THR GLU PHE VAL GLN ALA ILE SER ASN THR
TYR LYS GLN ARG ARG ILE GLN PHE TYR GLU ASN LEU LYS ARG HIS LYS ARG THR SER ILE ALA

• Molecule 5: Scaffold protein

Chain ci:

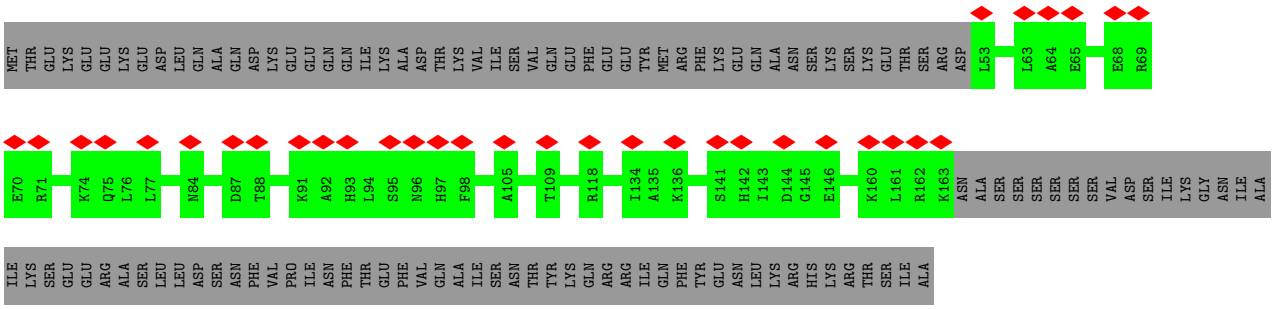

• Molecule 5: Scaffold protein

Chain cj:

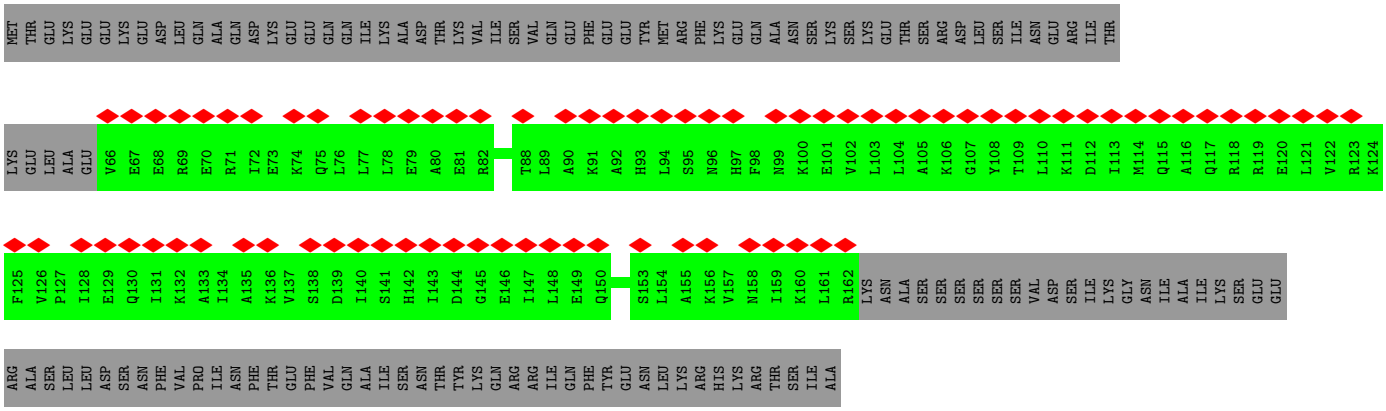

• Molecule 5: Scaffold protein

Chain ck:

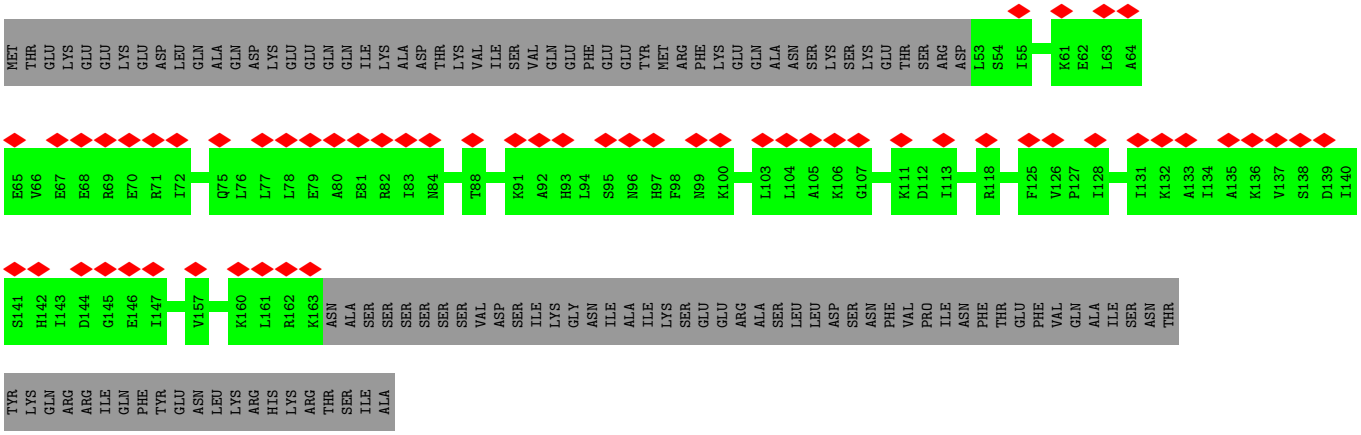

• Molecule 5: Scaffold protein

Chain cl:



- Molecule 5: Scaffold protein

Chain cm:

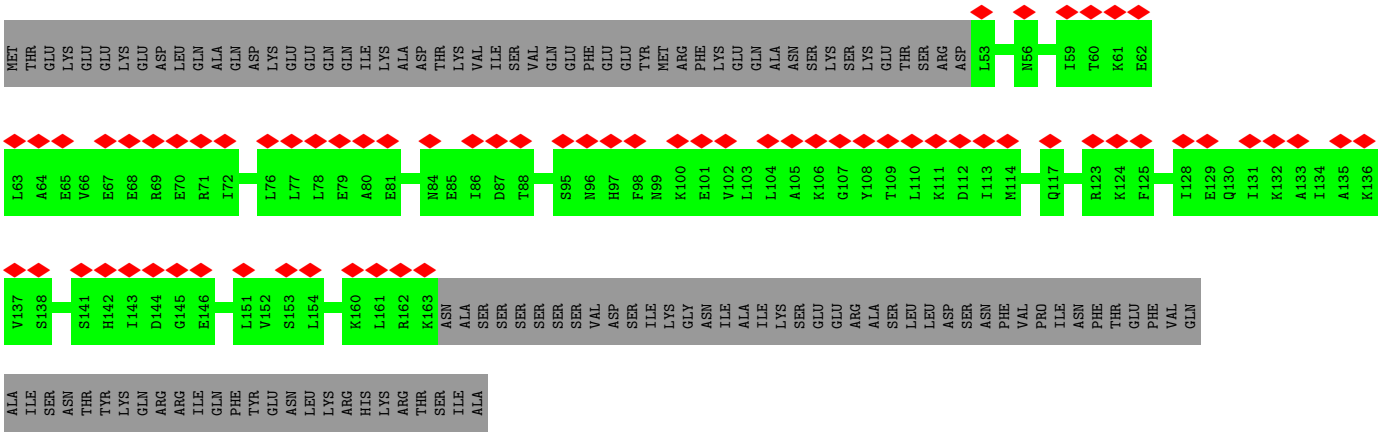

- Molecule 5: Scaffold protein

Chain cn:

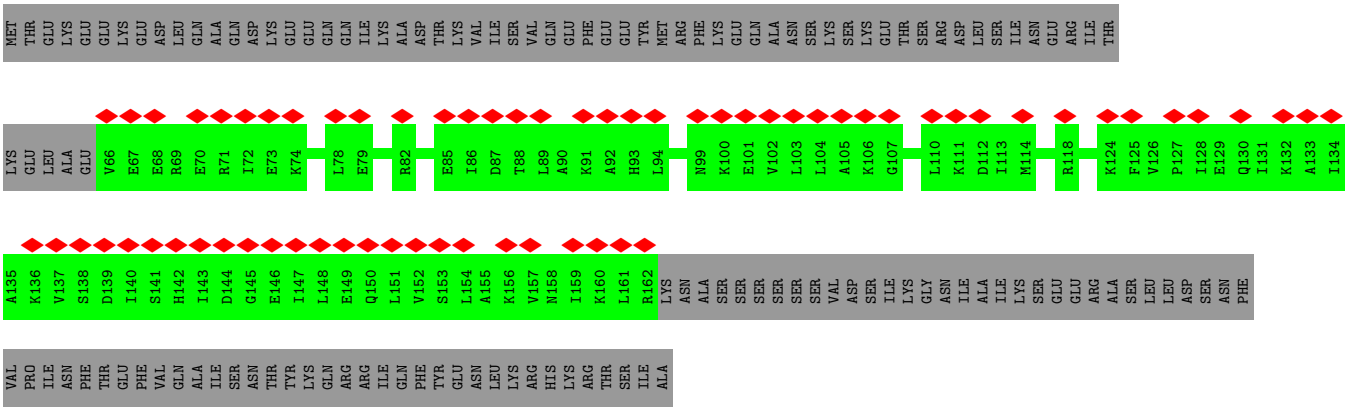

- Molecule 5: Scaffold protein

Chain co:



- Molecule 5: Scaffold protein

Chain cp:



- Molecule 5: Scaffold protein

Chain cq:

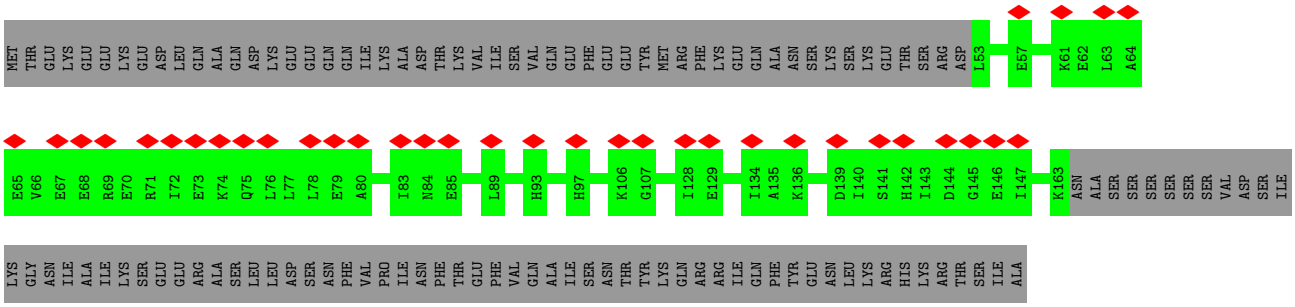

- Molecule 5: Scaffold protein

Chain cr:

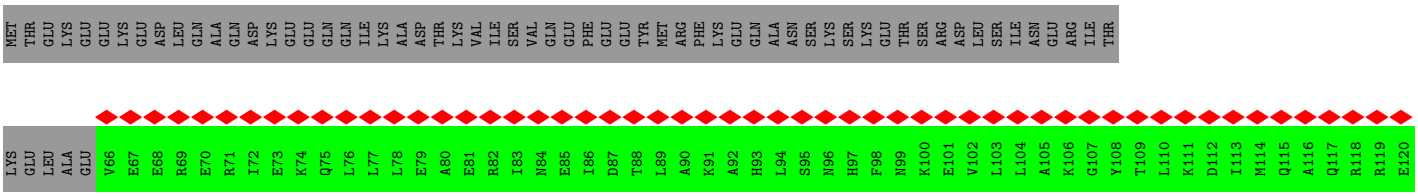

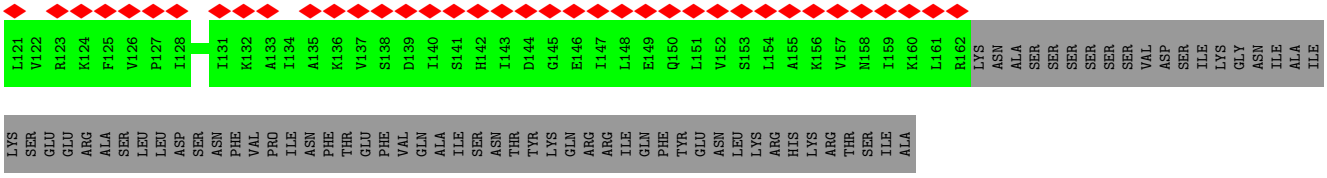

- Molecule 5: Scaffold protein

Chain cs:

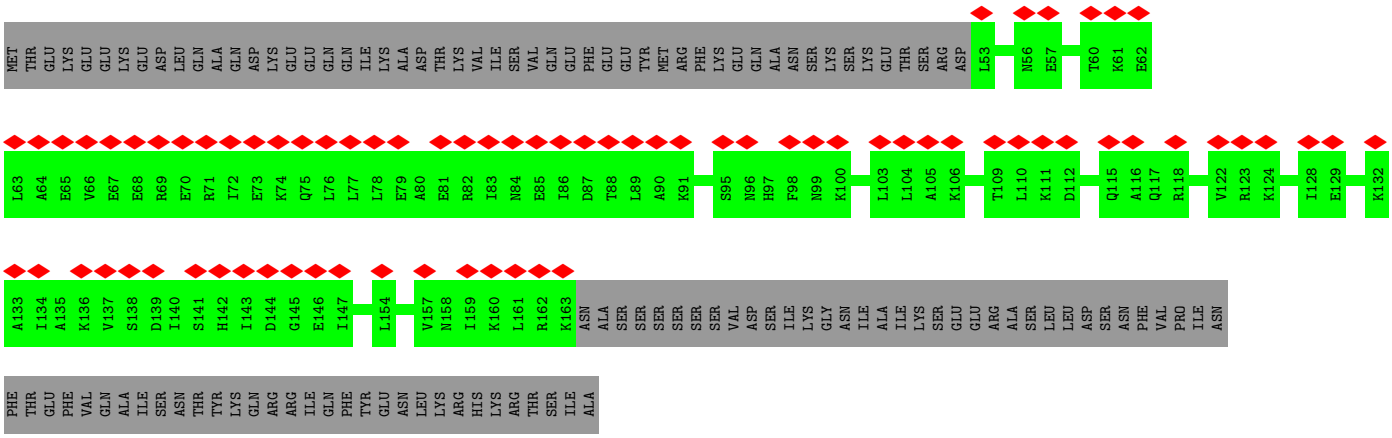

- Molecule 5: Scaffold protein

Chain ct:



- Molecule 5: Scaffold protein

Chain cu:

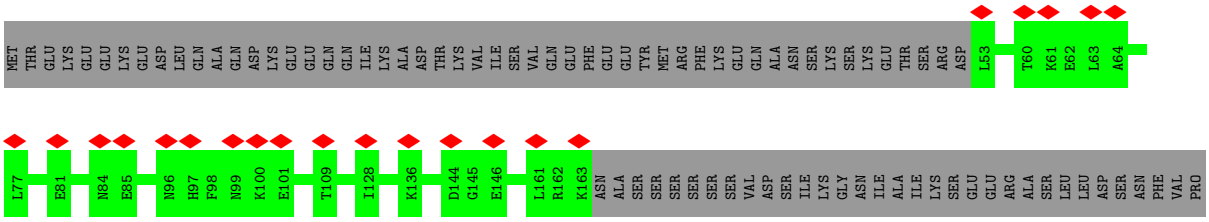

ILE ASN PHE THR GLU PHE VAL GLN ALA ILE SER ASN THR TYR LYS GLN ARG ARG ILE GLN PHE TYR GLU ASN LEU LYS ARG HIS LYS ARG THR SER ILE ALA

- Molecule 5: Scaffold protein

Chain cv:

MET THR GLU LYS GLU GLU LYS GLU ASP LEU GLN ALA GLN ASP LYS GLU GLU GLN GLN GLN ILE LYS ALA ASP THR LYS VAL ILE SER VAL GLN GLU PHE GLU GLU TYR MET ARG PHE LYS GLU GLN ALA ASN SER LYS SER LYS GLU THR SER ARG ASP LEU SER ILE ASN GLU ARG ILE THR

LYS GLU LEU ALA GLU V66 E67 E68 R69 E70 R71 K74 Q75 L78 E81 K100 E101 V102 L103 L104 A105 K106 G107 Y108 T109 L110 K111 L121 Q130 I131 K132 A133 I134 A135 K136 V137 S138 D139 I140 S141 H142 I143 D144 G145 E146 I147 L148 E149 K156 I159 K160 L161

R162 LYS ASN ALA SER SER SER SER SER SER SER SER VAL ASP SER ILE LYS GLY ASN ILE ALA ILE LYS SER GLU GLU ARG ALA SER LEU LEU ASP SER ASN PHE VAL PRO ILE ASN PHE THR GLU PHE VAL GLN ALA ILE SER ASN THR TYR LYS GLN ARG ARG ILE GLN PHE TYR GLU ASN LEU

LYS ARG HIS LYS ARG THR SER ILE ALA

- Molecule 5: Scaffold protein

Chain cw:

MET THR GLU LYS GLU GLU LYS GLU ASP LEU GLN ALA GLN ASP LYS GLU GLU GLN GLN GLN ILE LYS ALA ASP THR LYS VAL ILE SER VAL GLN GLU PHE GLU GLU TYR MET ARG PHE LYS GLU GLN ALA ASN SER LYS SER LYS GLU THR SER ARG ASP L53 K61 E62 L63 A64 E65 V66

E67 E68 R69 E70 R71 I72 E73 K74 Q75 L76 L77 L78 E81 N84 D87 A90 K106 G107 Y108 T109 L110 I128 E129 K132 A133 I134 A135 K136 V137 S138 D139 H142 E146 I147 K156 I159 K160 K163 ASN ALA SER SER SER SER SER VAL ASP

SER ILE LYS GLY ASN ILE ALA ILE LYS SER GLU GLU ARG ALA SER LEU LEU ASP SER ASN PHE VAL PRO ILE ASN PHE THR GLU PHE VAL GLN ALA ILE SER ASN THR TYR LYS GLN ARG ARG ILE GLN PHE TYR GLU ASN LEU LYS ARG HIS LYS ARG THR SER ILE ALA

- Molecule 5: Scaffold protein

Chain cx:

MET THR GLU LYS GLU GLU LYS GLU ASP LEU GLN ALA GLN ASP LYS GLU GLU GLN GLN GLN ILE LYS ALA ASP THR LYS VAL ILE SER VAL GLN GLU PHE GLU GLU TYR MET ARG PHE LYS GLU GLN ALA ASN SER LYS SER LYS GLU THR SER ARG ASP LEU SER ILE ASN GLU ARG ILE THR

LYS GLU LEU ALA GLU V66 E67 E68 R69 E70 R71 I72 E73 K74 Q75 L78 E81 R82 E85 I86 L89 A90 K91 A92 H93 L94 H97 F98 N99 K100 E101 V102 L103 L104 A105 K106 G107 Y108 T109 L110 K111 D112 Q115 R118 R119 E120 L121 V122 R123 K124 F125 V126 P127

I128 E129 Q130 I131 I134 A135 K136 V137 S138 D139 I140 S141 H142 I143 D144 G145 E146 I147 L148 E149 Q150 L151 V152 S153 L154 V157 N158 I159 K160 L161 R162 LYS ASN ALA SER SER SER SER SER VAL ASP SER ILE LYS GLY ASN ILE ALA ILE LYS SER GLU GLU ARG ALA SER LEU

LEU ASP SER ASN PHE VAL PRO ILE ASN PHE THR GLU PHE VAL GLN ALA ILE SER ASN THR TYR LYS GLN ARG ARG ILE GLN PHE TYR GLU ASN LEU LYS ARG HIS LYS ARG THR SER ILE ALA

- Molecule 5: Scaffold protein

Chain cy:

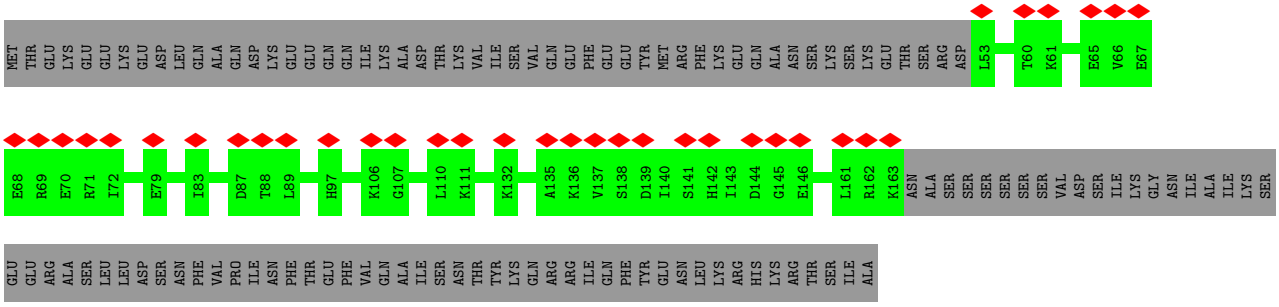

- Molecule 5: Scaffold protein

Chain cz:

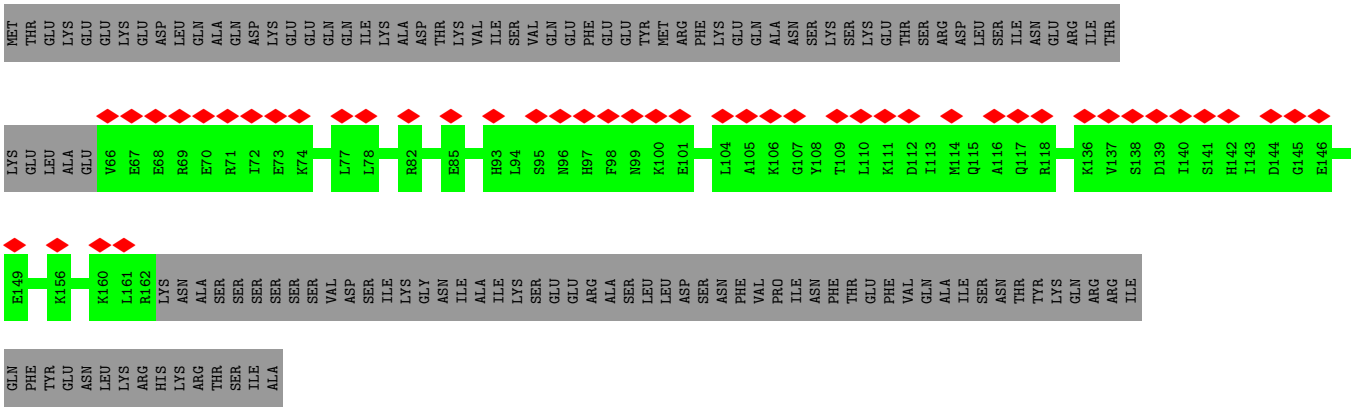

- Molecule 5: Scaffold protein

Chain dA:

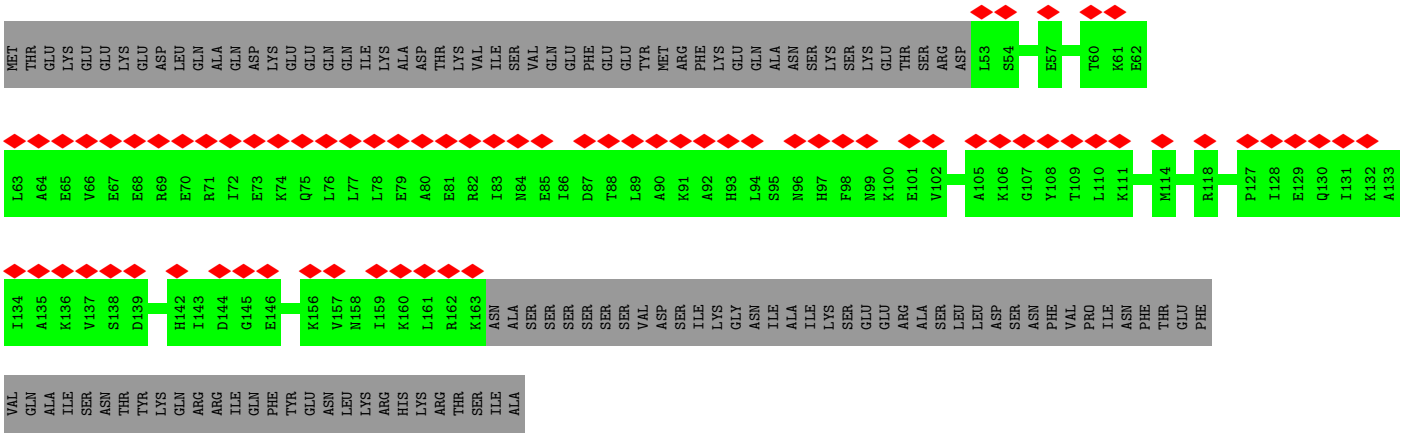

- Molecule 5: Scaffold protein

Chain dB:

LYS GLU LEU ALA GLU V66 E67 E68 R69 E70 R71 I72 E73 K74 Q75 L76 L77 L78 E79 A80 E81 R82 I83 N84 E85 I86 D87 T88 L89 A90 K91 A92 H93 L94 S95 N96 H97 F98 N99 K100 E101 V102 L103 L104 A105 K106 G107 Y108 T109 L110 K111 D112 I113 M114 Q115 A116 Q117 R118 R119 E120

L121 V122 R123 K124 F125 V126 P127 I128 E129 Q130 I131 K132 A133 I134 A135 K136 V137 S138 D139 I140 S141 H142 I143 D144 G145 E146 I147 L148 E149 Q150 L151 V152 S153 L154 A155 K156 V157 N158 I159 K160 L161 R162 LYS ASN ALA SER SER SER SER SER SER VAL ASP SER ILE LYS GLY ASN ILE ALA

ILE LYS SER GLU GLU ARG ALA SER LEU LEU ASP SER ASN PHE VAL PRO ILE ASN PHE THR GLU PHE VAL GLN ALA ILE SER ASN THR TYR LYS GLN ARG ARG ILE GLN PHE TYR GLU ASN LEU LYS ARG HIS LYS ARG THR SER ILE ALA

- Molecule 5: Scaffold protein

Chain dC:

MET THR GLU LYS GLU GLU LYS GLU ASP LEU GLN ALA GLN ASP LYS GLU GLU GLN GLN ILE LYS ALA ASP THR LYS VAL ILE SER VAL GLN GLU PHE GLU GLU TYR MET ARG PHE LYS GLU GLN ALA ASN SER LYS SER LYS GLU THR SER ARG ASP L53 I59 T60 K61 E62 L63 A64

E65 V66 E67 E68 R69 E70 R71 I72 E73 K74 Q75 L76 L77 L78 E79 N84 E85 I86 D87 T88 L89 A90 K91 A92 H93 N96 H97 E101 V102 L103 L104 A105 K106 G107 Y108 T109 L110 K111 R123 P127 I128 E129 Q130 I131 K132 A135 K136 V137 S138 D139 I140 S141 H142 I143

D144 G145 E146 I147 Q150 L151 V152 S153 L154 A155 K156 V157 N158 I159 K160 L161 R162 K163 ASN ALA SER SER SER SER SER SER VAL ASP SER ILE LYS GLY ASN ILE ALA ILE LYS SER GLU GLU ARG ALA SER LEU LEU ASP SER ASN PHE VAL PRO ILE ASN PHE THR GLU PHE VAL GLN

ALA ILE SER ASN THR TYR LYS GLN ARG ARG ILE GLN PHE TYR GLU ASN LEU LYS ARG HIS LYS ARG THR SER ILE ALA

- Molecule 5: Scaffold protein

Chain dD:

MET THR GLU LYS GLU GLU LYS GLU ASP LEU GLN ALA GLN ASP LYS GLU GLU GLN GLN ILE LYS ALA ASP THR LYS VAL ILE SER VAL GLN GLU PHE GLU GLU TYR MET ARG PHE LYS GLU GLN ALA ASN SER LYS SER LYS GLU THR SER ARG ASP LEU SER ILE ASN GLU ARG ILE THR

LYS GLU LEU ALA GLU V66 E67 E68 R69 E70 R71 I72 E73 K74 Q75 L76 L77 L78 E79 R82 I83 N84 E85 I86 D87 T88 L89 A90 K91 A92 H93 L94 S95 N96 H97 F98 N99 K100 E101 V102 L103 L104 A105 K106 G107 Y108 T109 L110 K111 D112 I113 M114 Q115 R119 E120 R123 K124

F125 V126 P127 I128 E129 Q130 I131 K132 A133 I134 A135 K136 V137 S138 D139 I140 S141 H142 I143 D144 G145 E146 I147 L148 E149 Q150 L151 V152 S153 L154 A155 K156 V157 N158 I159 K160 L161 R162 LYS ASN ALA SER SER SER SER SER SER VAL ASP SER ILE LYS GLY ASN ILE ALA ILE LYS SER GLU

GLU ARG ALA SER LEU LEU ASP SER ASN PHE VAL PRO ILE ASN PHE THR GLU PHE VAL GLN ALA ILE SER ASN THR TYR LYS GLN ARG ARG ILE GLN PHE TYR GLU ASN LEU LYS ARG HIS LYS ARG THR SER ILE ALA

- Molecule 5: Scaffold protein

Chain dE:

MET THR GLU LYS GLU GLU LYS GLU ASP LEU GLN ALA GLN ASP LYS GLU GLU GLN GLN ILE LYS ALA ASP THR LYS VAL ILE SER VAL GLN GLU PHE GLU GLU TYR MET ARG PHE LYS GLU GLN ALA ASN SER LYS SER LYS GLU THR SER ARG ASP L53 T60 K61 E62 L63 A64 E65

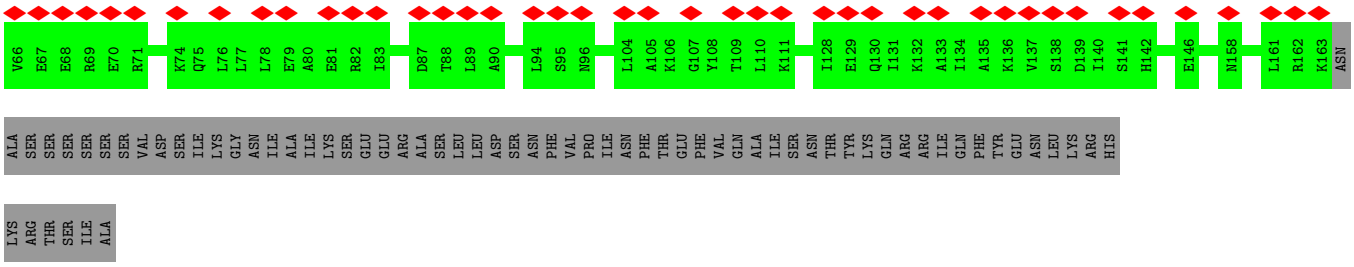

• Molecule 5: Scaffold protein

Chain dF:

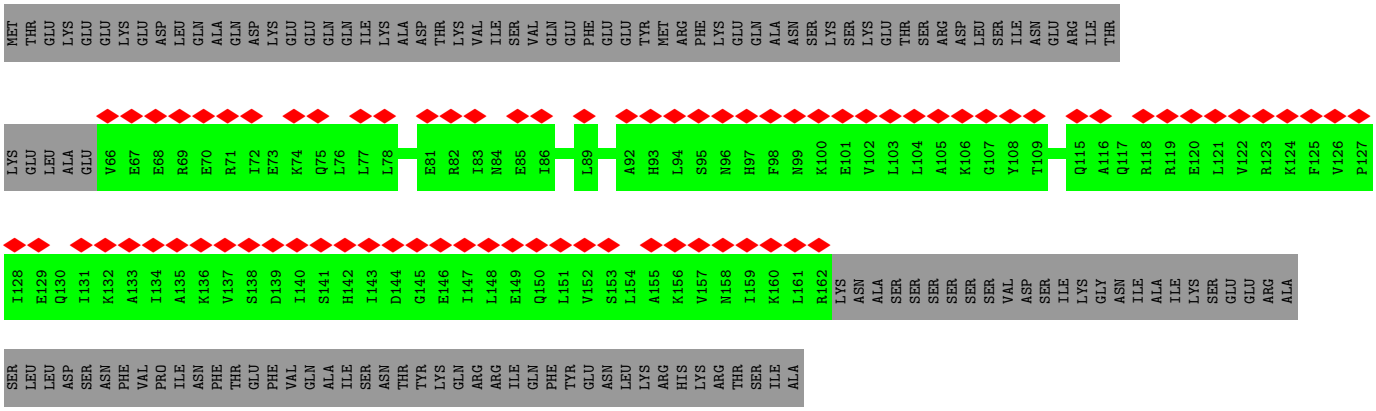

• Molecule 5: Scaffold protein

Chain dG:

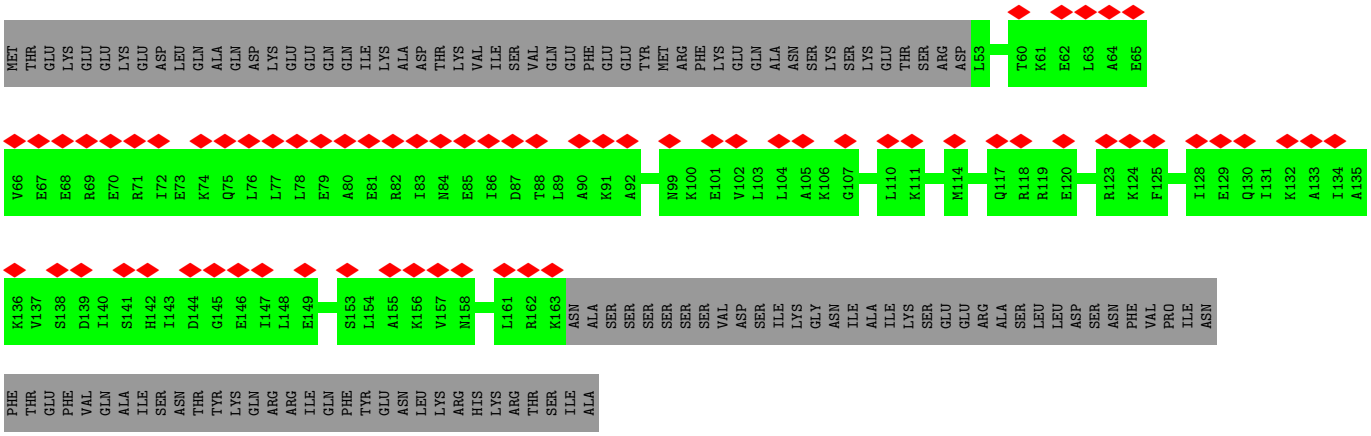

• Molecule 5: Scaffold protein

Chain dH:

LYS GLU LEU ALA GLU V66 E67 E68 R69 E70 R71 I72 E73 K74 Q75 L76 L77 L78 E79 A80 E81 R82 I83 N84 E85 I86 D87 T88 L89 A90 K91 A92 H93 L94 S95 N96 H97 F98 N99 K100 E101 V102 L103 L104 A105 K106 G107 Y108 T109 L110 K111 D112 I113 M114 Q115 A116 Q117 R118 R119 E120

L121 V122 R123 K124 F125 V126 P127 I128 E129 Q130 I131 K132 A133 I134 A135 K136 V137 S138 D139 I140 S141 H142 I143 D144 G145 E146 I147 L148 E149 Q150 L151 V152 S153 L154 A155 K156 V157 N158 T159 K160 L161 R162 LYS ASN ALA SER SER SER SER SER SER VAL ASP SER ILE LYS GLY ASN ILE ALA

ILE LYS SER GLU GLU ARG ALA SER LEU LEU ASP SER ASN PHE VAL PRO ILE ASN PHE THR GLU PHE VAL GLN ALA ILE SER ASN THR TYR LYS GLN ARG ARG ILE GLN PHE TYR GLU ASN LEU LYS ARG HIS LYS ARG THR SER ILE ALA

- Molecule 5: Scaffold protein

Chain dI:

MET THR GLU LYS GLU GLU LYS GLU ASP LEU GLN ALA GLN ASP LYS GLU GLU GLN GLN ILE LYS ALA ASP THR LYS VAL ILE SER VAL GLN GLU PHE GLU GLU TYR MET ARG PHE LYS GLU GLN ALA ASN SER LYS SER LYS GLU THR SER ARG ASP L53 E57 R58 I59 T60 K61 E62

L63 A64 E65 V66 E67 E68 R69 E70 R71 I72 E73 K74 Q75 L76 L77 L78 E79 A80 E81 R82 I83 N84 E85 I86 D87 T88 K91 A92 S95 N96 H97 F98 N99 K100 E101 V102 L103 L104 A105 K106 I128 E129 A135 K136 V137 S138 D139 H142 I147 L154 N158

L161 R162 K163 ASN ALA SER SER SER SER SER SER VAL ASP SER ILE LYS GLY ASN ILE ALA ILE LYS SER GLU GLU ARG ALA SER LEU LEU ASP SER ASN PHE VAL PRO ILE ASN PHE THR GLU PHE VAL GLN ALA ILE SER ASN THR TYR LYS GLN ARG ARG ILE GLN PHE TYR GLU ASN

LEU LYS ARG HIS LYS ARG THR SER ILE ALA

- Molecule 5: Scaffold protein

Chain dJ:

MET THR GLU LYS GLU GLU LYS GLU ASP LEU GLN ALA GLN ASP LYS GLU GLU GLN GLN ILE LYS ALA ASP THR LYS VAL ILE SER VAL GLN GLU PHE GLU GLU TYR MET ARG PHE LYS GLU GLN ALA ASN SER LYS SER LYS GLU THR SER ARG ASP LEU SER ILE ASN GLU ARG ILE THR

LYS GLU LEU ALA GLU V66 E67 E68 R69 E70 R71 I72 E73 K74 Q75 L78 E79 R82 I86 D87 A90 K91 A92 H93 L94 S95 N96 H97 F98 N99 K100 E101 V102 L103 L104 A105 K106 G107 Y108 T109 L110 K111 D112 Q115 A116 Q117 R118 R119 E120 L121 V122 F125 V126 P127

I128 E129 A133 I134 A135 K136 V137 S138 D139 I140 S141 H142 I143 D144 G145 E146 I147 L148 E149 Q150 L151 V152 S153 L154 A155 K156 I159 K160 L161 R162 LYS ASN ALA SER SER SER SER SER SER VAL ASP SER ILE LYS GLY ASN ILE ALA ILE LYS SER GLU GLU ARG ALA SER LEU LEU

ASP SER ASN PHE VAL PRO ILE ASN PHE THR GLU PHE VAL GLN ALA ILE SER ASN THR TYR LYS GLN ARG ARG ILE GLN PHE TYR GLU ASN LEU LYS ARG HIS LYS ARG THR SER ILE ALA

- Molecule 5: Scaffold protein

Chain dK:

MET THR GLU LYS GLU GLU LYS GLU ASP LEU GLN ALA GLN ASP LYS GLU GLU GLN GLN ILE LYS ALA ASP THR LYS VAL ILE SER VAL GLN GLU PHE GLU GLU TYR MET ARG PHE LYS GLU GLN ALA ASN SER LYS SER LYS GLU THR SER ARG ASP L53 S54 E57 T60 K61 E62

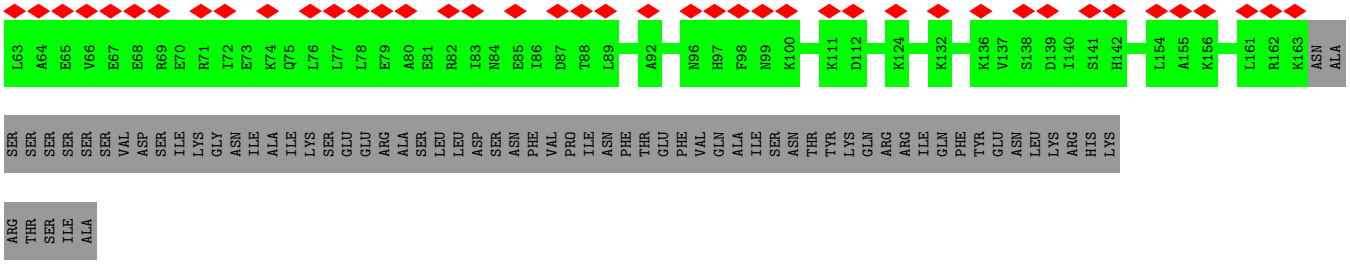

- Molecule 5: Scaffold protein

Chain dL:



- Molecule 5: Scaffold protein

Chain dM:

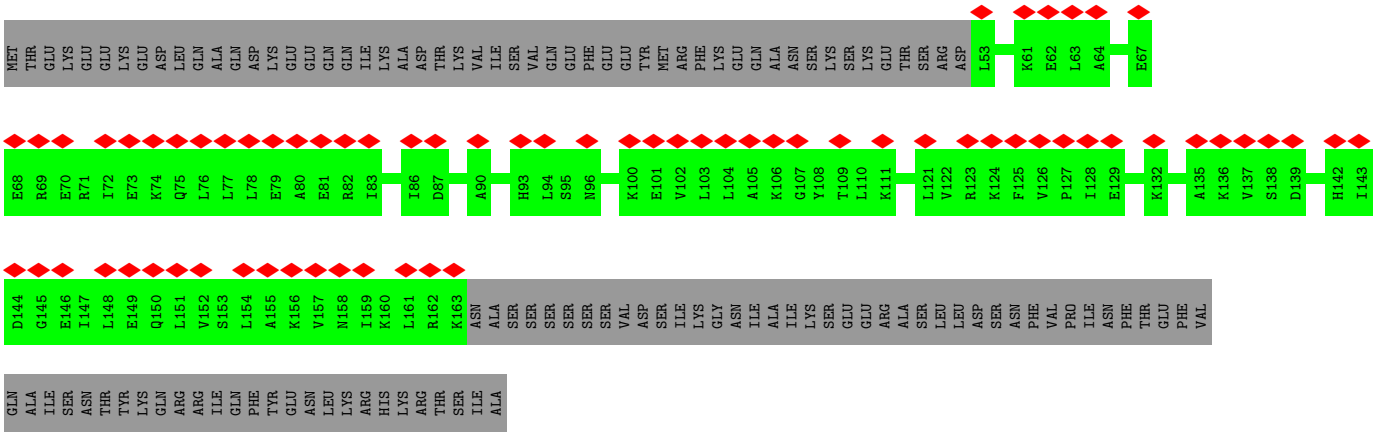

- Molecule 5: Scaffold protein

Chain dN:

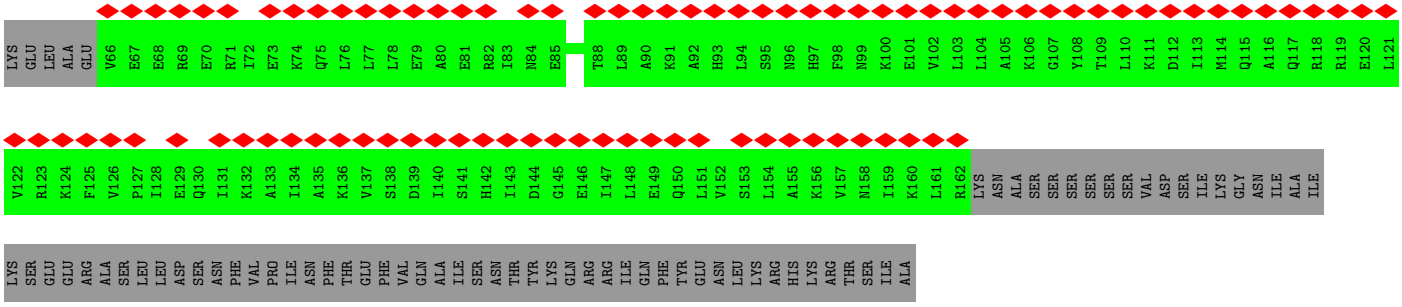

• Molecule 5: Scaffold protein

Chain dO:

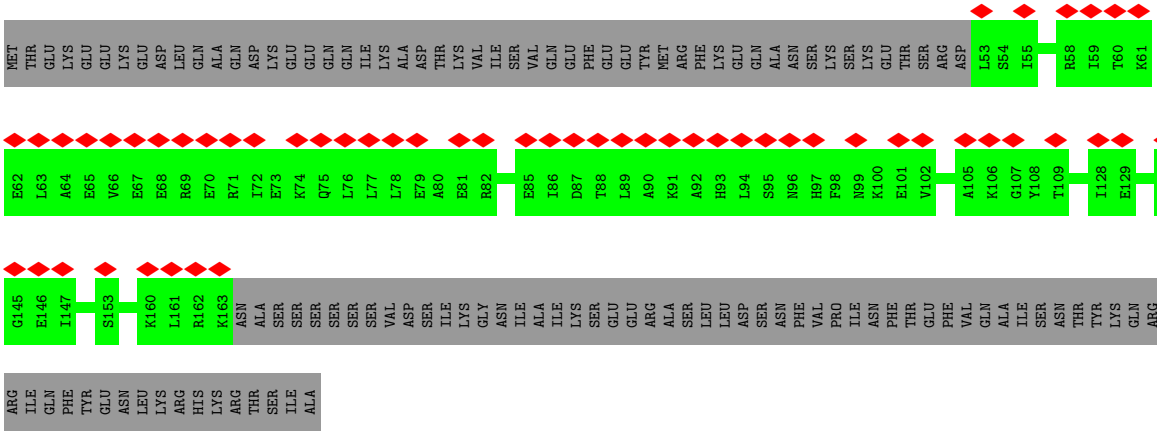

• Molecule 5: Scaffold protein

Chain dP:



• Molecule 5: Scaffold protein

Chain dQ:

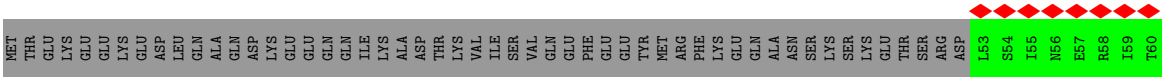

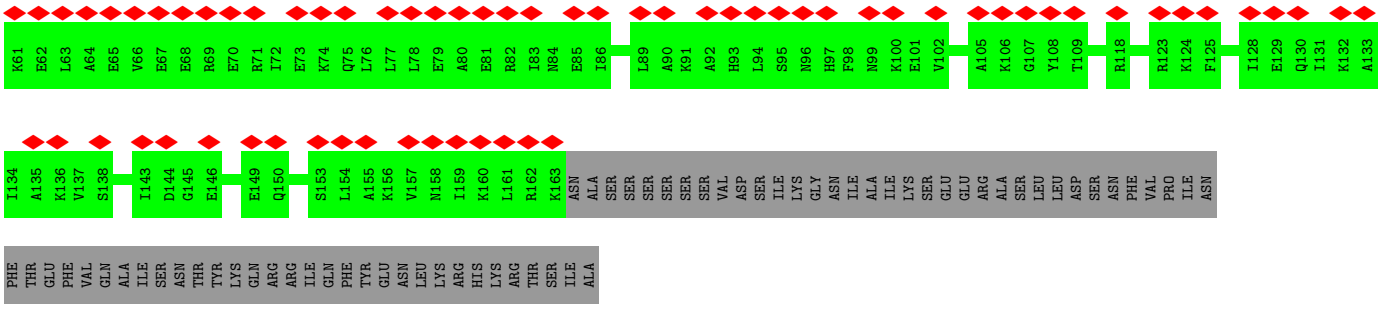

- Molecule 5: Scaffold protein

Chain dR:



- Molecule 5: Scaffold protein

Chain dS:

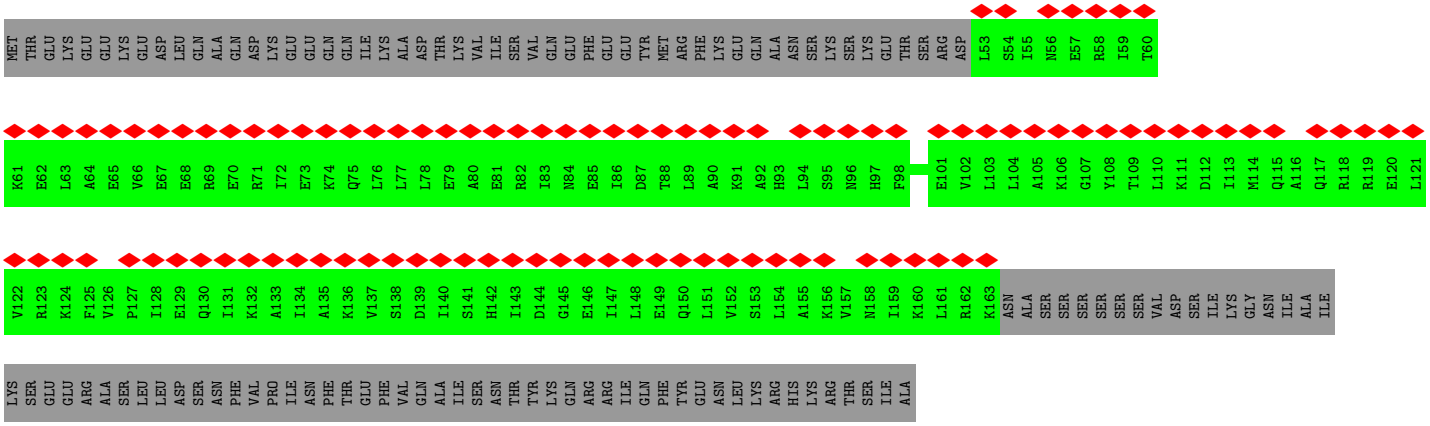

- Molecule 5: Scaffold protein

Chain dT:



- Molecule 5: Scaffold protein

Chain dU:

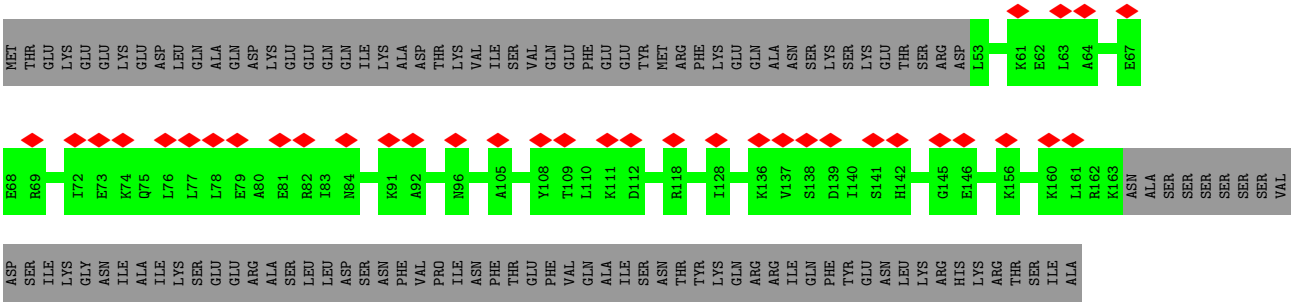

- Molecule 5: Scaffold protein

Chain dV:



- Molecule 5: Scaffold protein

Chain dW:

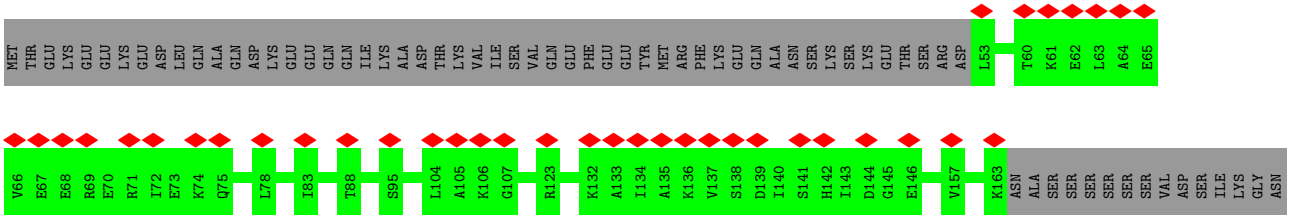

ILE ALA ILE LYS SER GLU GLU GLU ARG ALA SER LEU LEU ASP SER ASN PHE VAL PRO ILE ASN PHE THR GLU PHE VAL GLN ALA ILE SER ASN THR TYR LYS GLN ARG ARG ILE GLN PHE TYR GLU ASN LEU LYS ARG HIS LYS ARG THR SER ILE ALA

- Molecule 5: Scaffold protein

Chain dX:

MET THR GLU LYS GLU GLU LYS GLU ASP LEU GLN ALA GLN ASP LYS GLU GLU GLN GLN ILE LYS ALA ASP THR LYS VAL ILE SER VAL GLN GLU PHE GLU GLU TYR MET ARG PHE LYS GLU GLN ALA ASN SER LYS SER LYS GLU THR SER ARG ASP LEU SER ILE ASN GLU ARG ILE THR

LYS GLU LEU ALA GLU V66 E67 E68 R69 E70 R71 I72 E73 K74 Q75 L76 L77 L78 E79 A80 E81 R82 I83 N84 E85 I86 D87 T88 L89 A90 K91 A92 H93 L94 S95 N96 H97 F98 N99 K100 E101 V102 L103 L104 A105 K106 G107 Y108 T109 L110 K111 D112 I113 M114 Q115 R118 R119 R123

K124 F125 V126 P127 I128 E129 Q130 I131 K132 A133 I134 A135 K136 V137 S138 D139 I140 S141 H142 I143 D144 G145 E146 I147 L148 E149 Q150 L151 V152 S153 L154 A155 K156 V157 N158 I159 K160 L161 R162 LYS ASN ALA SER SER SER SER SER SER VAL ASP SER ILE LYS GLY ASN ILE ALA ILE LYS SER

GLU GLU ARG ALA SER LEU LEU ASP SER ASN PHE VAL PRO ILE ASN PHE THR GLU PHE VAL GLN ALA ILE SER ASN THR TYR LYS GLN ARG ARG ILE GLN PHE TYR GLU ASN LEU LYS ARG HIS LYS ARG THR SER ILE ALA

- Molecule 5: Scaffold protein

Chain dY:

MET THR GLU LYS GLU GLU LYS GLU ASP LEU GLN ALA GLN ASP LYS GLU GLU GLN GLN ILE LYS ALA ASP THR LYS VAL ILE SER VAL GLN GLU PHE GLU GLU TYR MET ARG PHE LYS GLU GLN ALA ASN SER LYS SER LYS GLU THR SER ARG ASP L53 S54 I55 N56 E57 R58 I59 T60

K61 E62 L63 A64 E65 V66 E67 E68 R69 E70 R71 I72 E73 K74 Q75 L76 L77 L78 E79 A80 E81 R82 I83 N84 E85 I86 D87 T88 L89 A90 K91 A92 H93 L94 S95 N96 H97 L104 A105 K106 G107 Y108 T109 L110 K111 D112 I113 M114 R118 V122 R123 V126 P127 I128 E129 Q130

I131 K132 A133 I134 A135 K136 V137 S138 D139 I140 S141 H142 I143 D144 G145 E146 I147 L148 E149 Q150 L151 V152 S153 L154 A155 K156 V157 N158 I159 K160 L161 R162 K163 ASN ALA SER SER SER SER SER SER VAL ASP SER ILE LYS GLY ASN ILE ALA ILE LYS SER GLU GLU ARG ALA SER LEU LEU

ASP SER ASN PHE VAL PRO ILE ASN PHE THR GLU PHE VAL GLN ALA ILE SER ASN THR TYR LYS GLN ARG ARG ILE GLN PHE TYR GLU ASN LEU LYS ARG HIS LYS ARG THR SER ILE ALA

- Molecule 5: Scaffold protein

Chain dZ:

MET THR GLU LYS GLU GLU LYS GLU ASP LEU GLN ALA GLN ASP LYS GLU GLU GLN GLN ILE LYS ALA ASP THR LYS VAL ILE SER VAL GLN GLU PHE GLU GLU TYR MET ARG PHE LYS GLU GLN ALA ASN SER LYS SER LYS GLU THR SER ARG ASP LEU SER ILE ASN GLU ARG ILE THR

LYS GLU LEU ALA GLU V66 E67 E68 R69 E70 R71 I72 E73 K74 Q75 L76 L77 L78 E79 A80 E81 R82 I83 N84 E85 I86 D87 T88 L89 A90 K91 A92 H93 L94 S95 N96 H97 F98 N99 K100 E101 V102 L103 L104 A105 K106 G107 Y108 T109 L110 K111 D112 I113 M114 Q115 A116 Q117 R118 R119 E120

L121 V122 R123 K124 F125 V126 P127 I128 E129 Q130 I131 K132 A133 I134 A135 K136 V137 S138 D139 I140 S141 H142 I143 D144 G145 E146 I147 L148 E149 Q150 L151 V152 S153 L154 A155 K156 V157 N158 I159 K160 L161 R162 LYS ASN ALA SER SER SER SER SER SER VAL ASP SER ILE LYS GLY ASN ILE ALA

ILE LYS SER GLU GLU ARG ALA SER LEU LEU ASP SER ASN PHE VAL PRO ILE ASN PHE THR GLU PHE VAL GLN ALA ILE SER ASN THR TYR LYS GLN ARG ARG ILE GLN PHE TYR GLU ASN LEU LYS ARG HIS LYS ARG THR SER ILE ALA

- Molecule 5: Scaffold protein

Chain da:

MET THR GLU LYS GLU GLU LYS GLU ASP LEU GLN ALA GLN ASP LYS GLU GLU GLN GLN ILE LYS ALA ASP THR LYS VAL ILE SER VAL GLN GLU PHE GLU GLU TYR MET ARG PHE LYS GLU GLN ALA ASN SER LYS SER LYS GLU THR SER ARG ASP L53 R58 I59 T60 K61 E62 L63

A64 E65 V66 E67 E68 R69 E70 R71 I72 E73 K74 Q75 L76 L77 L78 E79 A80 E81 R82 I83 N84 D87 A90 K91 A92 S95 N96 H97 E101 A105 K106 G107 Y108 T109 K124 F125 V126 P127 I128 E129 Q130 I131 K132 A133 I134 A135 K136 V137 S138 D139 I140 S141 E146

L151 I159 K160 L161 R162 K163 ASN ALA SER SER SER SER SER SER VAL ASP SER ILE LYS GLY ASN ILE ALA ILE LYS SER GLU GLU ARG ALA SER LEU LEU ASP SER ASN PHE VAL PRO ILE ASN PHE THR GLU PHE VAL GLN ALA ILE SER ASN THR TYR LYS GLN ARG ARG ILE

GLN PHE TYR GLU ASN LEU LYS ARG HIS LYS ARG THR SER ILE ALA

- Molecule 5: Scaffold protein

Chain db:

MET THR GLU LYS GLU GLU LYS GLU ASP LEU GLN ALA GLN ASP LYS GLU GLU GLN GLN ILE LYS ALA ASP THR LYS VAL ILE SER VAL GLN GLU PHE GLU GLU TYR MET ARG PHE LYS GLU GLN ALA ASN SER LYS SER LYS GLU THR SER ARG ASP LEU SER ILE ASN GLU ARG ILE THR

LYS GLU LEU ALA GLU V66 E67 E68 R69 E70 R71 I72 E73 K74 Q75 L76 L77 L78 R82 E85 I86 D87 T88 L89 A90 K91 A92 S95 N96 H97 F98 N99 K100 E101 V102 A105 K106 G107 Y108 T109 L110 K111 D112 I113 M114 Q115 A116 R119 E120 L121 V122 R123 K124 F125 V126

E129 K132 A133 I134 A135 K136 V137 S138 D139 I140 S141 H142 I143 D144 G145 E146 I147 Q150 L151 L154 N158 I159 K160 L161 R162 LYS ASN ALA SER SER SER SER SER SER VAL ASP SER ILE LYS GLY ASN ILE ALA ILE LYS SER GLU GLU ARG ALA SER LEU LEU ASP SER

ASN PHE VAL PRO ILE ASN PHE THR GLU PHE VAL GLN ALA ILE SER ASN THR TYR LYS GLN ARG ARG ILE GLN PHE TYR GLU ASN LEU LYS ARG HIS LYS ARG THR SER ILE ALA

- Molecule 5: Scaffold protein

Chain dc:

MET THR GLU LYS GLU GLU LYS GLU ASP LEU GLN ALA GLN ASP LYS GLU GLU GLN GLN ILE LYS ALA ASP THR LYS VAL ILE SER VAL GLN GLU PHE GLU GLU TYR MET ARG PHE LYS GLU GLN ALA ASN SER LYS SER LYS GLU THR SER ARG ASP L53 E62 L63 A64 E65 V66 E67

E68 R69 E70 R71 I72 E73 K74 Q75 L76 L77 L78 E79 R82 D87 T88 K91 A105 K106 T109 L110 K111 R123 K124 P127 I128 E129 A135 K136 V137 S138 D139 H142 I143 D144 G145 E146 I147 K163 ASN ALA SER SER SER SER SER VAL ASP SER ILE

LYS GLY ASN ILE ALA ILE LYS SER GLU GLU ARG ALA SER LEU LEU ASP SER ASN PHE VAL PRO ILE ASN PHE THR GLU PHE VAL GLN ALA ILE SER ASN THR TYR LYS GLN ARG ARG ILE GLN PHE TYR GLU ASN LEU LYS ARG HIS LYS ARG THR SER ILE ALA

- Molecule 5: Scaffold protein

Chain dd:

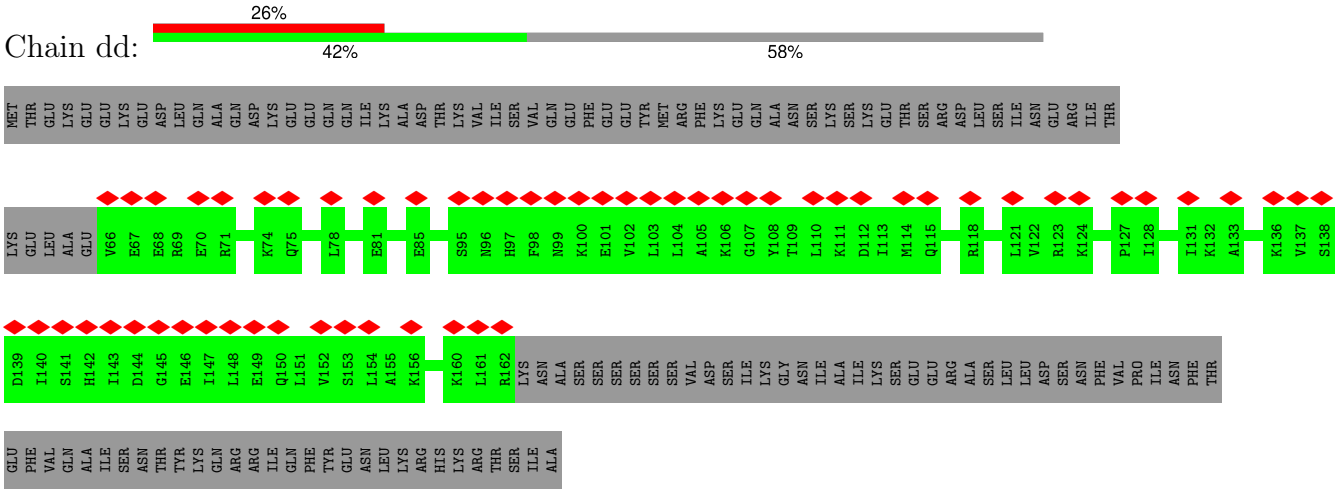

- Molecule 5: Scaffold protein

Chain de:

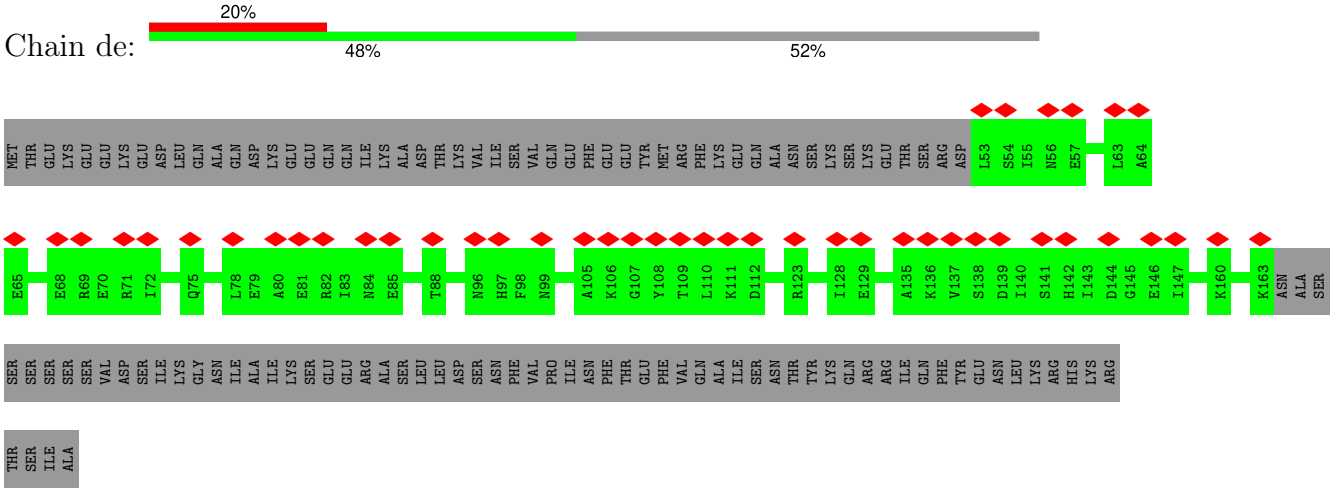

- Molecule 5: Scaffold protein

Chain df:



- Molecule 5: Scaffold protein

Chain dg:

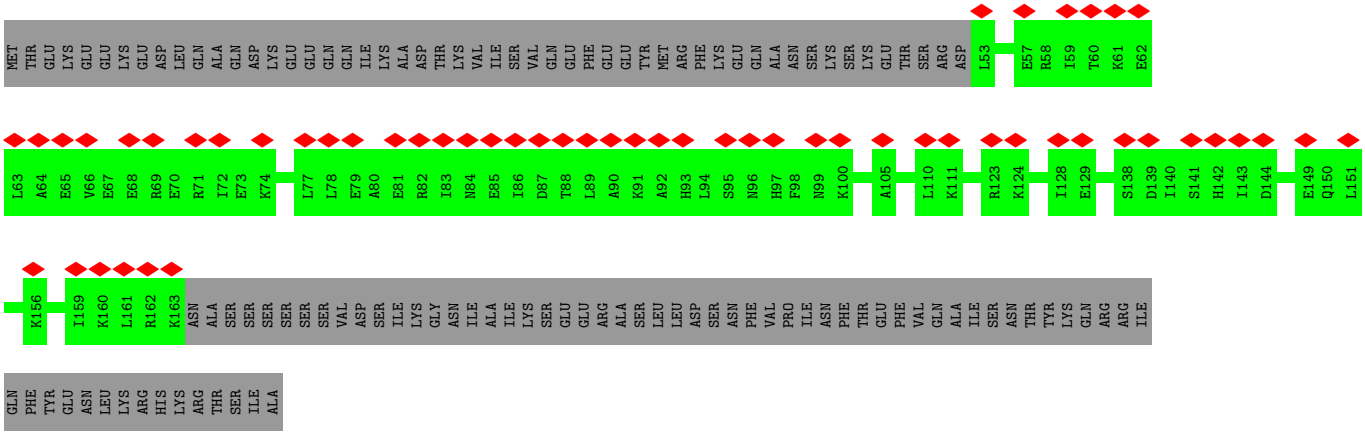

- Molecule 5: Scaffold protein

Chain dh:

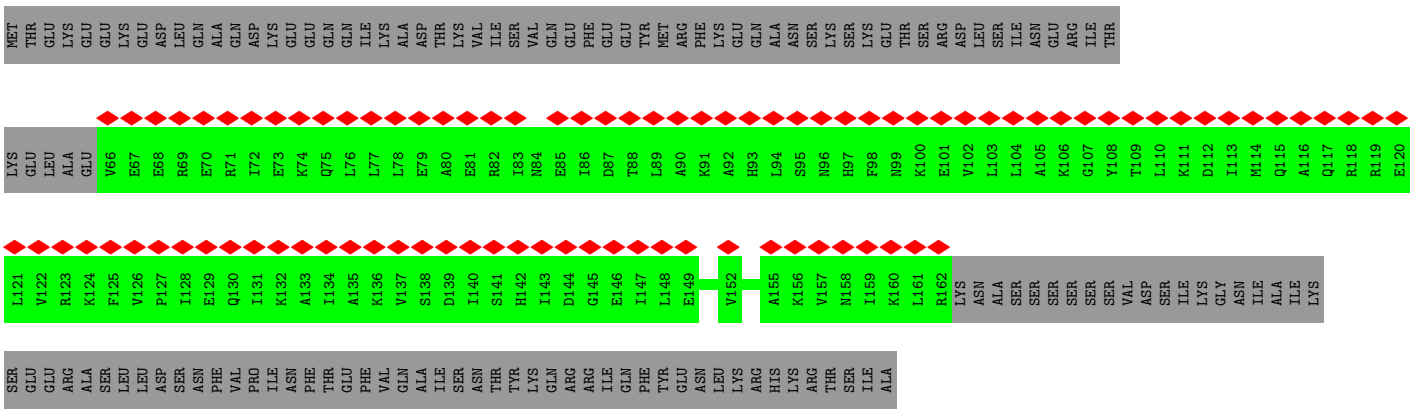

- Molecule 5: Scaffold protein

Chain di:

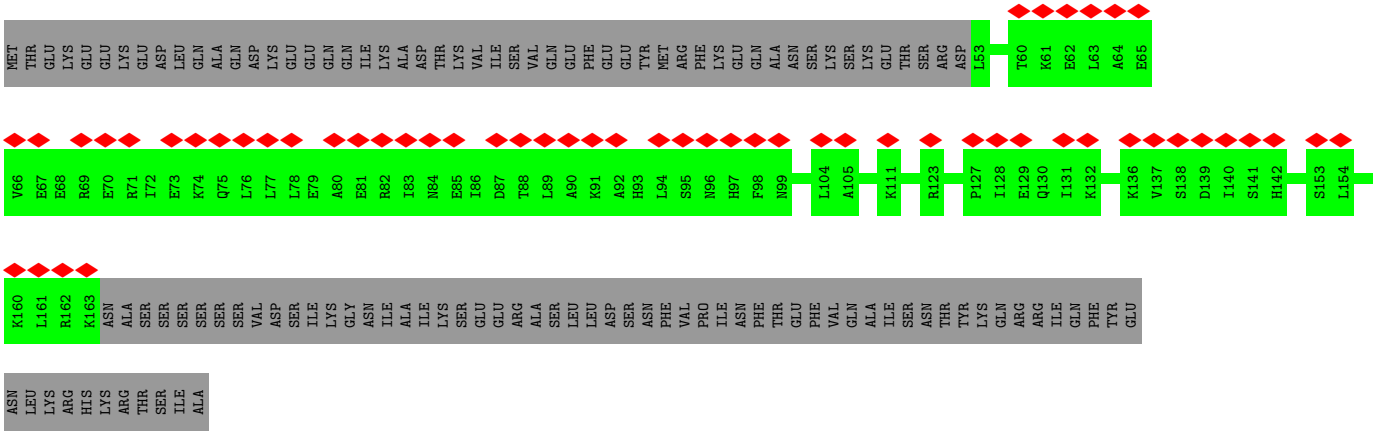

- Molecule 5: Scaffold protein

Chain dj:



- Molecule 5: Scaffold protein

Chain dk:

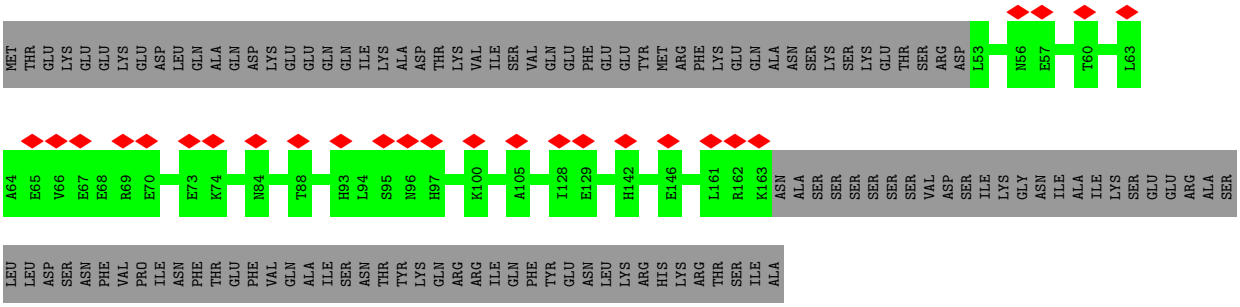

- Molecule 5: Scaffold protein

Chain dl:

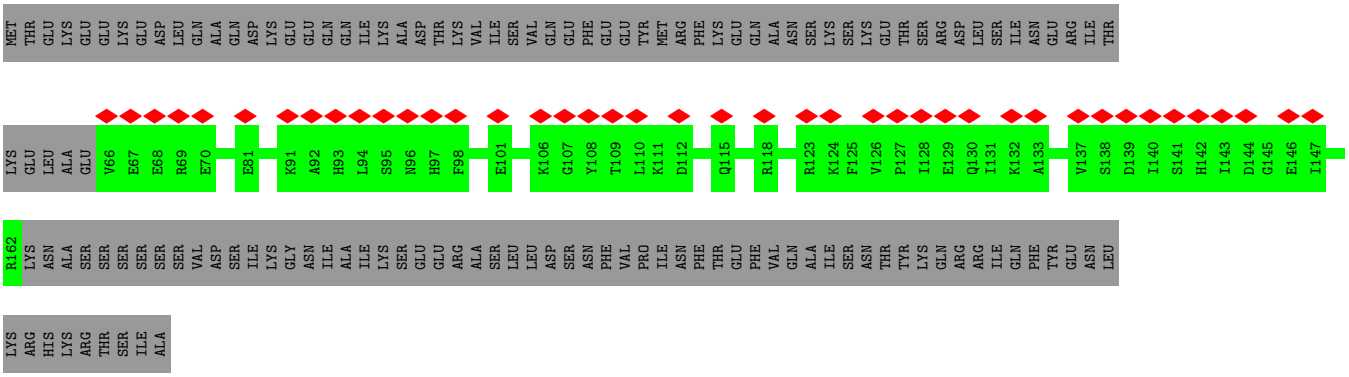

- Molecule 5: Scaffold protein

Chain dm:



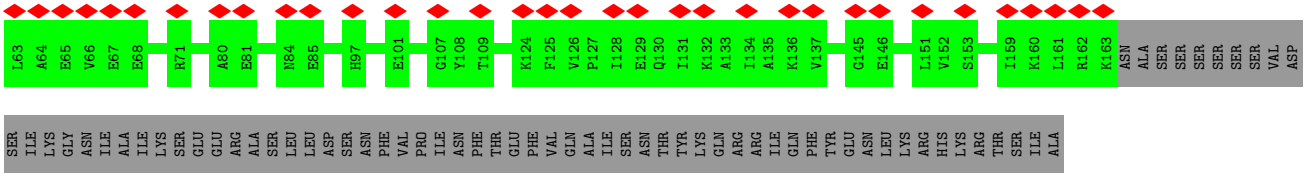

• Molecule 5: Scaffold protein

Chain dn:

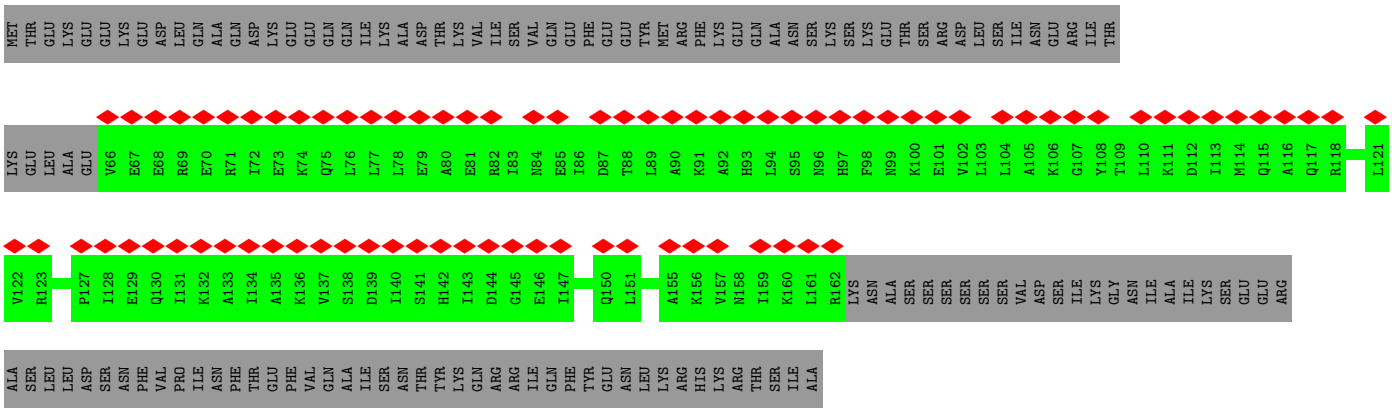

• Molecule 5: Scaffold protein

Chain do:

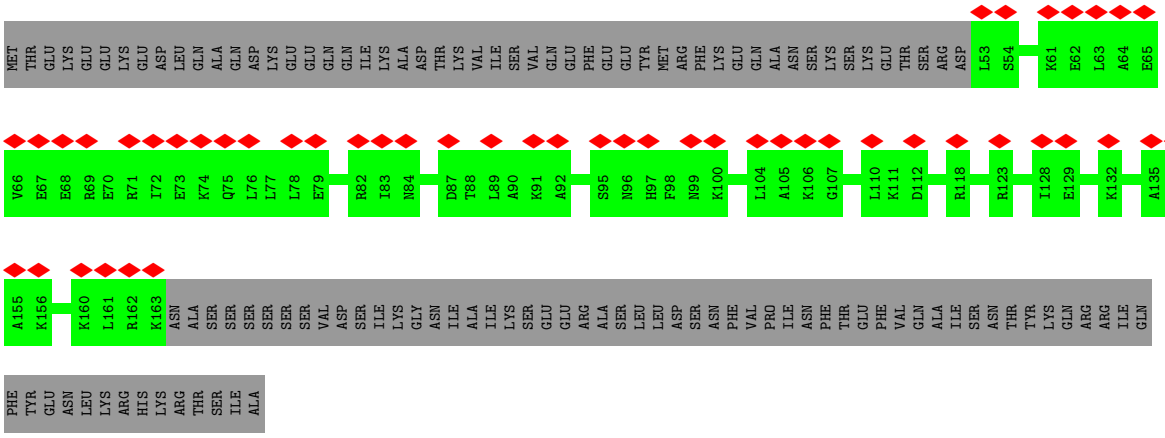

• Molecule 5: Scaffold protein

Chain dp:

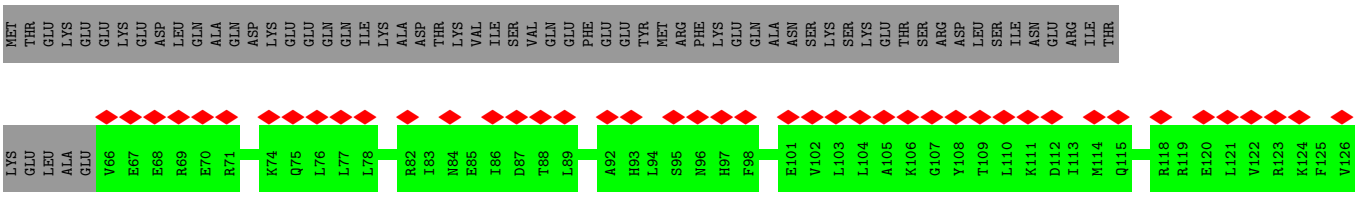

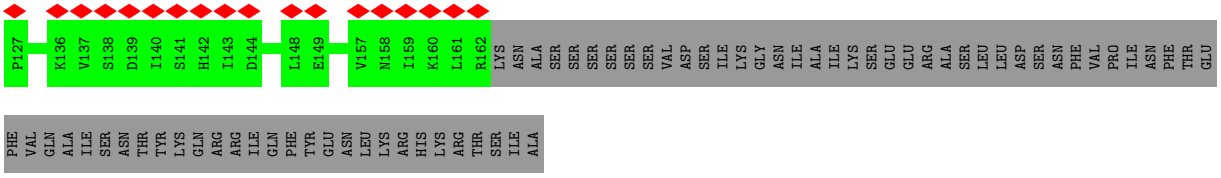

• Molecule 5: Scaffold protein

Chain dq:



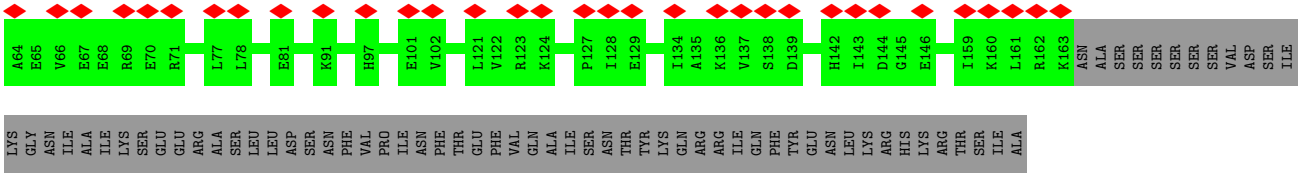

• Molecule 5: Scaffold protein

Chain dr:

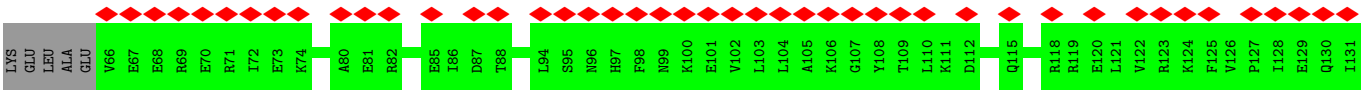

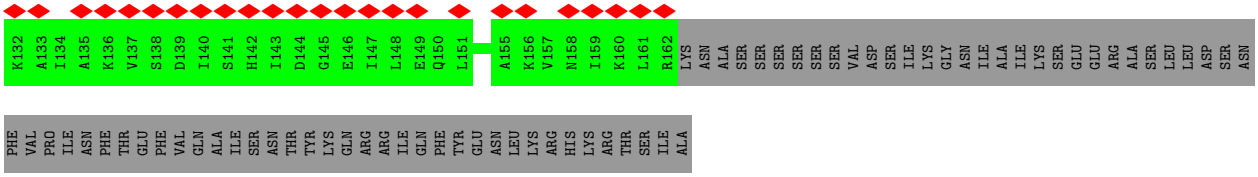

• Molecule 5: Scaffold protein

Chain ds:



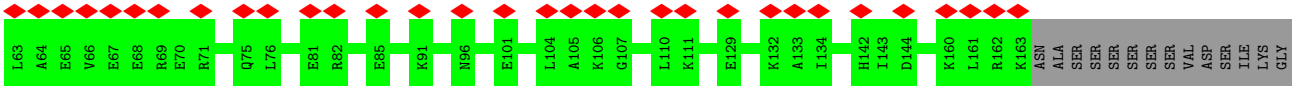

• Molecule 5: Scaffold protein

Chain dt:

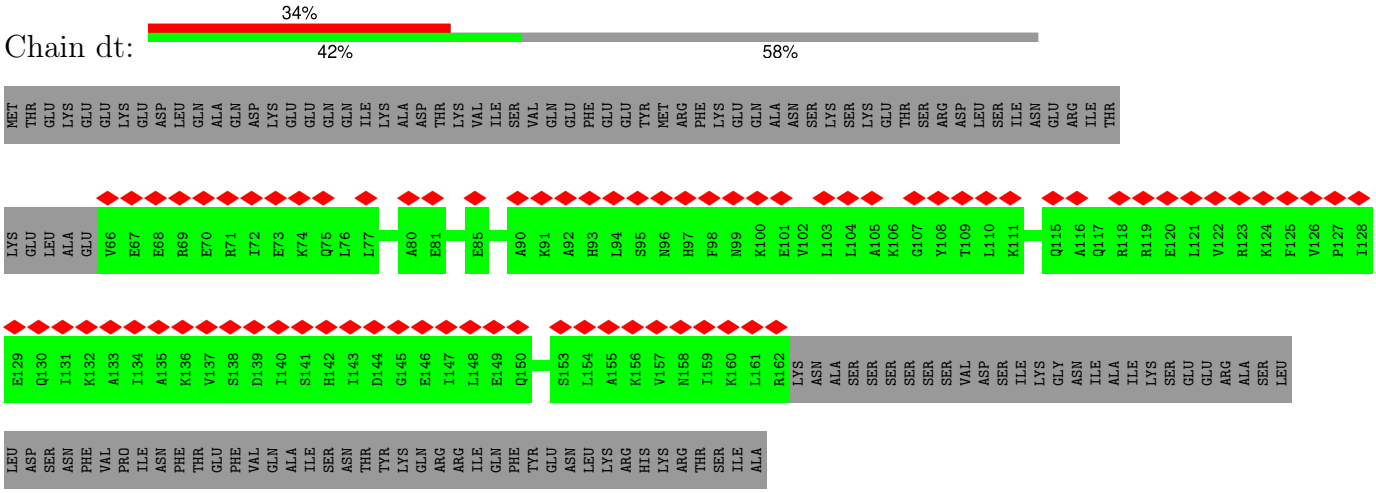

- Molecule 5: Scaffold protein

Chain du:

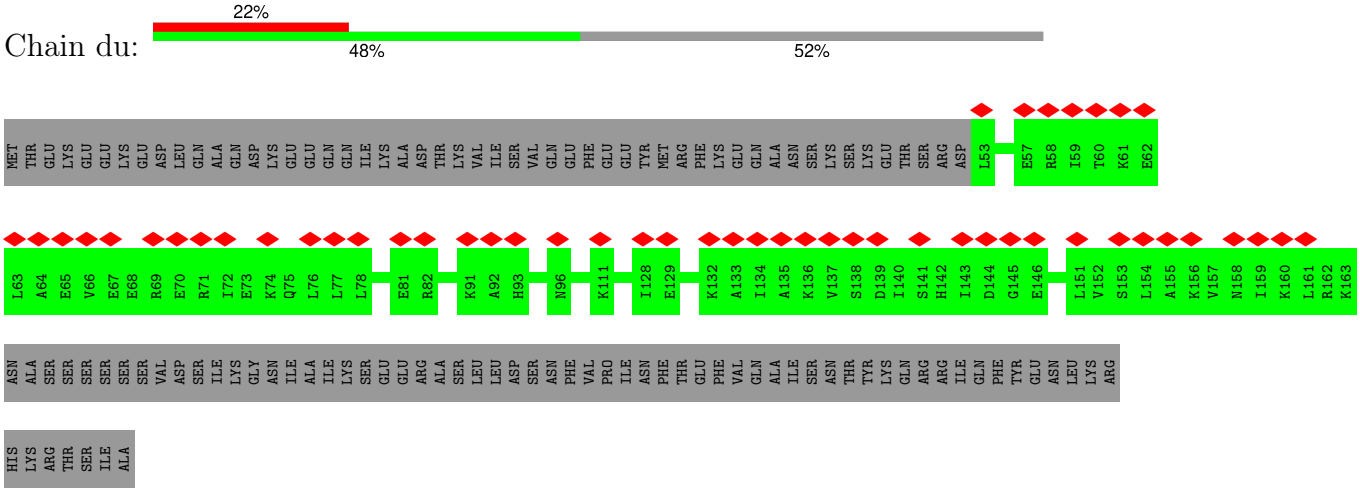

- Molecule 5: Scaffold protein

Chain dv:

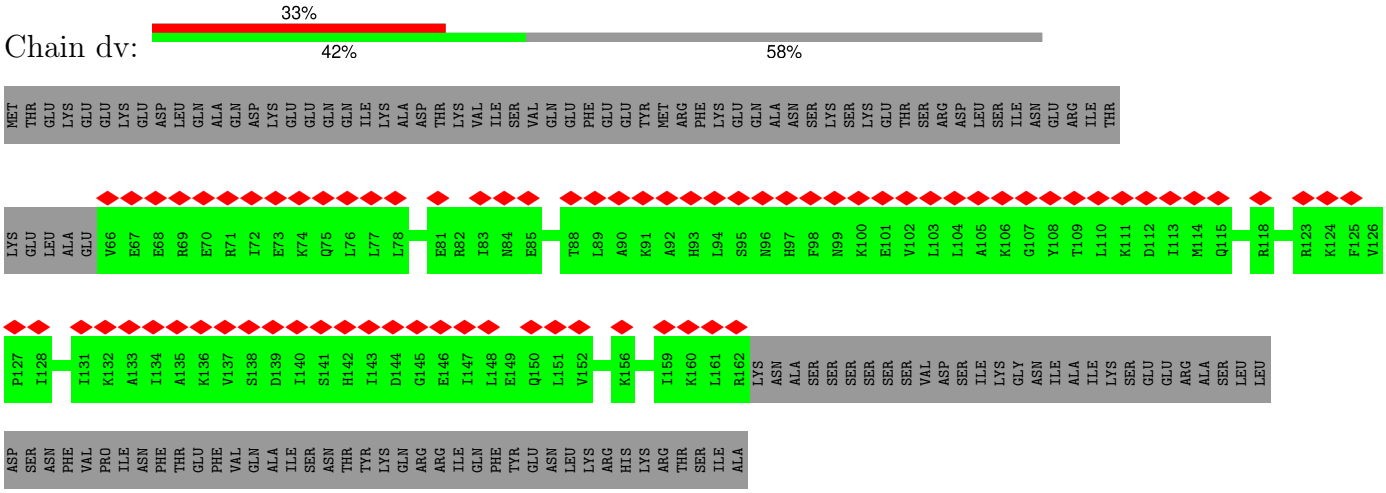

- Molecule 5: Scaffold protein

Chain dw:

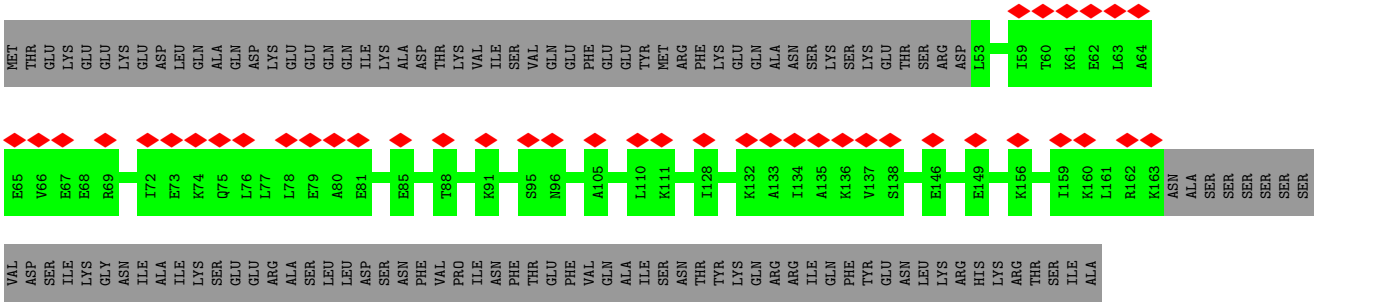

- Molecule 5: Scaffold protein

Chain dx:



- Molecule 5: Scaffold protein

Chain dy:

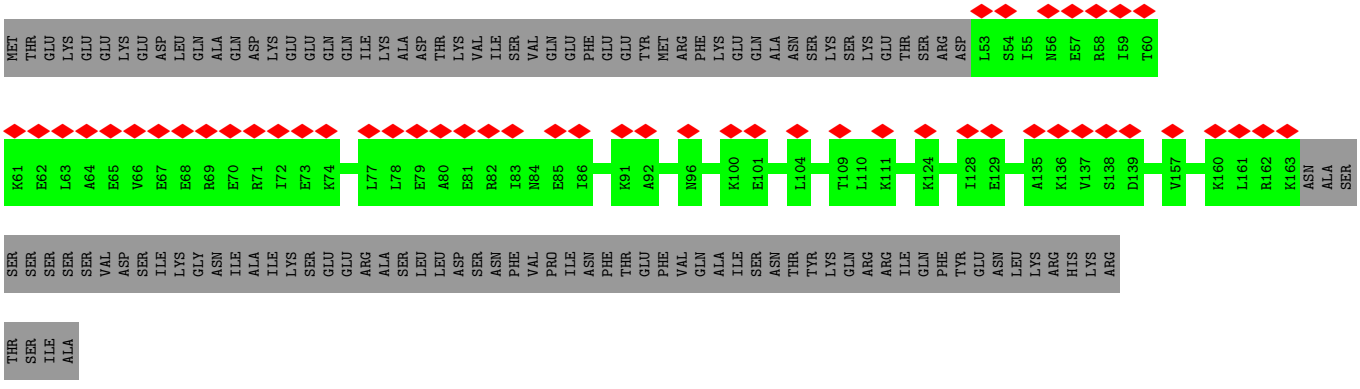

- Molecule 5: Scaffold protein

Chain dz:

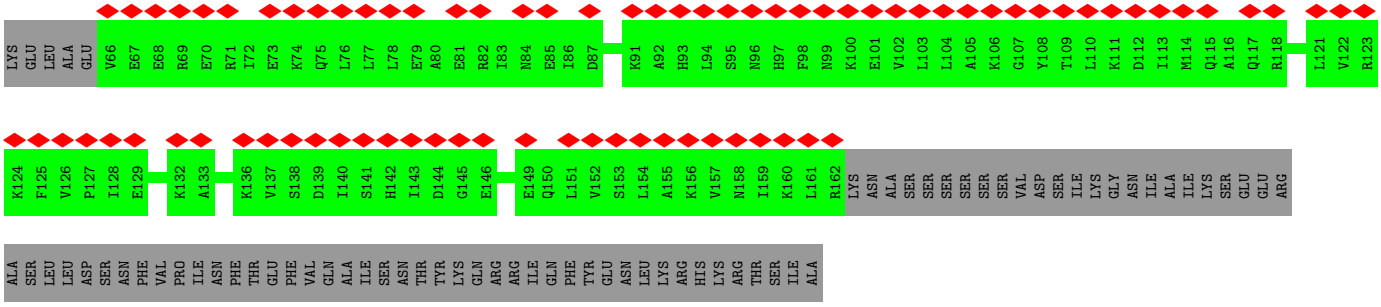

- Molecule 5: Scaffold protein

Chain eA:

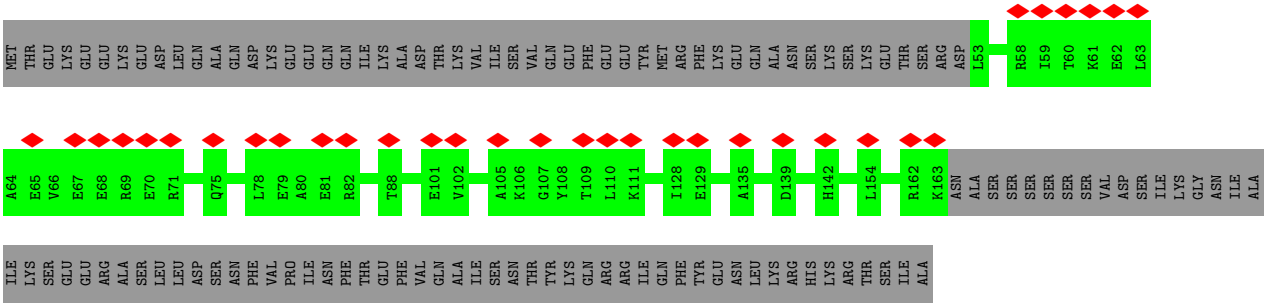

- Molecule 5: Scaffold protein

Chain eB:

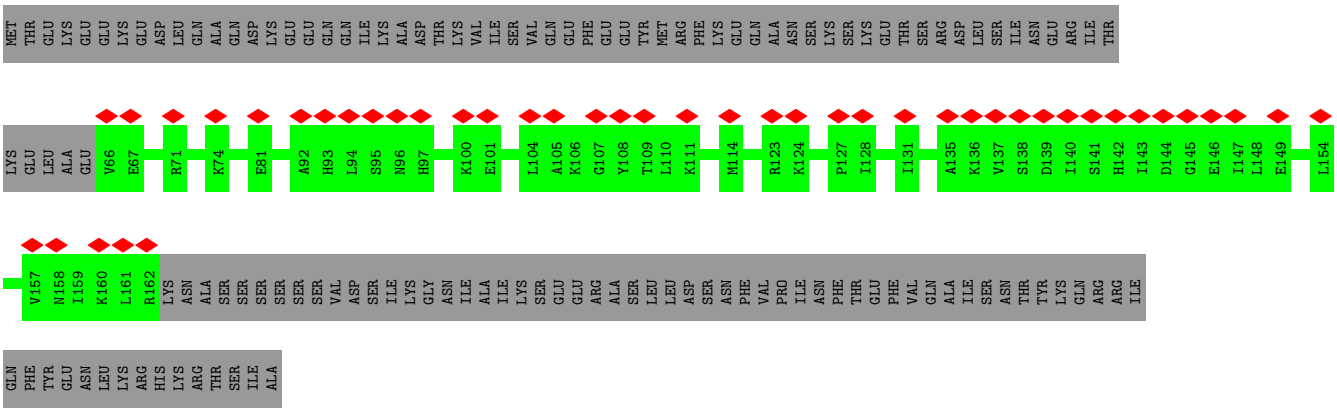

- Molecule 5: Scaffold protein

Chain eC:

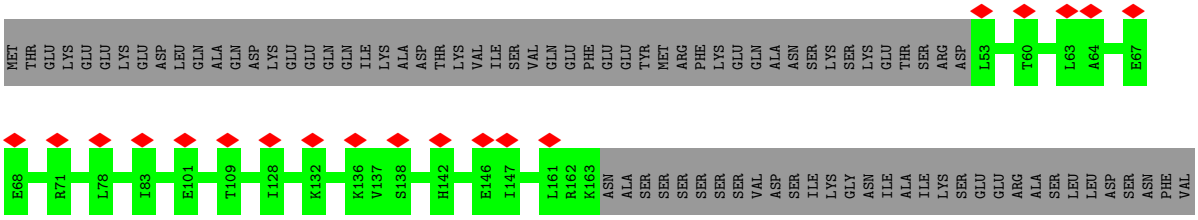

PRO ILE ASN PHE THR GLU PHE VAL GLN ALA ILE SER ASN THR TYR LYS GLN ARG ARG ILE GLN PHE TYR GLU ASN LEU LYS ARG HIS LYS ARG THR SER ILE ALA

- Molecule 5: Scaffold protein

Chain eD:

MET THR GLU LYS GLU GLU LYS GLU ASP LEU GLN ALA GLN ASP LYS GLU GLU GLN GLN GLN ILE LYS ALA ASP THR LYS VAL ILE SER VAL GLN GLU PHE GLU GLU TYR MET ARG PHE LYS GLU GLN ALA ASN SER LYS SER LYS GLU THR SER ARG ASP LEU SER ILE ASN GLU ARG ILE THR

LYS GLU LEU ALA GLU V66 E67 E68 R69 E70 R71 I72 E73 K74 Q75 L78 E79 A80 E81 R82 I83 N84 E85 I86 D87 T88 L89 A90 K91 A92 H93 L94 S95 N96 H97 F98 N99 K100 E101 V102 A105 K106 G107 Y108 T109 L110 K111 D112 I113 M114 Q115 A116 Q117 R118 R119 E120 R123

K124 F125 V126 P127 I128 E129 Q130 I131 K132 A133 I134 A135 K136 V137 S138 D139 I140 S141 H142 I143 D144 G145 E146 I147 L148 E149 Q150 L151 V152 S153 L154 A155 K156 V157 N158 I159 K160 L161 R162 LYS ASN ALA SER SER SER SER SER SER VAL ASP SER ILE LYS GLY ASN ILE ALA ILE LYS SER

GLU GLU ARG ALA SER LEU LEU ASP SER ASN PHE VAL PRO ILE ASN PHE THR GLU PHE VAL GLN ALA ILE SER ASN THR TYR LYS GLN ARG ARG ILE GLN PHE TYR GLU ASN LEU LYS ARG HIS LYS ARG THR SER ILE ALA

- Molecule 5: Scaffold protein

Chain eE:

MET THR GLU LYS GLU GLU LYS GLU ASP LEU GLN ALA GLN ASP LYS GLU GLU GLN GLN ILE LYS ALA ASP THR LYS VAL ILE SER VAL GLN GLU PHE GLU GLU TYR MET ARG PHE LYS GLU GLN ALA ASN SER LYS SER LYS GLU THR SER ARG ASP L53 S54 I55 N56 E57 R58 I59 T60

K61 E62 L63 A64 E65 V66 E67 E68 R69 E70 R71 I72 E73 K74 Q75 L78 E79 A80 E81 E85 L89 A90 K91 N96 H97 F98 N99 K100 E101 V102 K106 G107 K124 F125 I128 E129 K132 K136 V137 S138 D139 I140 S141 H142 I143 D144 G145 E146 E149 Q150

A155 N158 I159 K160 L161 R162 K163 ASN ALA SER SER SER SER SER SER VAL ASP SER ILE LYS GLY ASN ILE ALA ILE LYS SER GLU GLU ARG ALA SER LEU LEU ASP SER ASN PHE VAL PRO ILE ASN PHE THR GLU PHE VAL GLN ALA ILE SER ASN THR TYR LYS GLN ARG ARG

ILE GLN PHE TYR GLU ASN LEU LYS ARG HIS LYS ARG THR SER ILE ALA

- Molecule 5: Scaffold protein

Chain eF:

MET THR GLU LYS GLU GLU LYS GLU ASP LEU GLN ALA GLN ASP LYS GLU GLU GLN GLN ILE LYS ALA ASP THR LYS VAL ILE SER VAL GLN GLU PHE GLU GLU TYR MET ARG PHE LYS GLU GLN ALA ASN SER LYS SER LYS GLU THR SER ARG ASP LEU SER ILE ASN GLU ARG ILE THR

LYS GLU LEU ALA GLU V66 E67 E68 R69 E70 R71 I72 E73 K74 Q75 L76 L77 L78 E79 A80 E81 R82 I83 N84 E85 I86 D87 T88 L89 A90 K91 A92 H93 L94 S95 N96 H97 F98 N99 K100 E101 V102 L103 L104 A105 K106 G107 Y108 T109 L110 K111 D112 I113 M114 Q115 A116 Q117 R118 R119 E120

L121 V122 R123 K124 F125 V126 P127 I128 E129 Q130 I131 K132 A135 K136 V137 S138 D139 I140 S141 H142 I143 D144 G145 E146 I147 L148 E149 Q150 L151 V152 S153 L154 A155 K156 V157 N158 I159 K160 L161 R162 LYS ASN ALA SER SER SER SER SER SER VAL ASP SER ILE LYS GLY ASN ILE ALA ILE

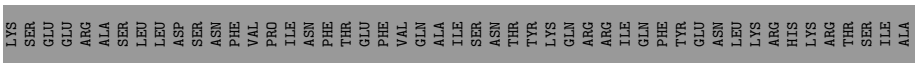

- Molecule 5: Scaffold protein

Chain eG:

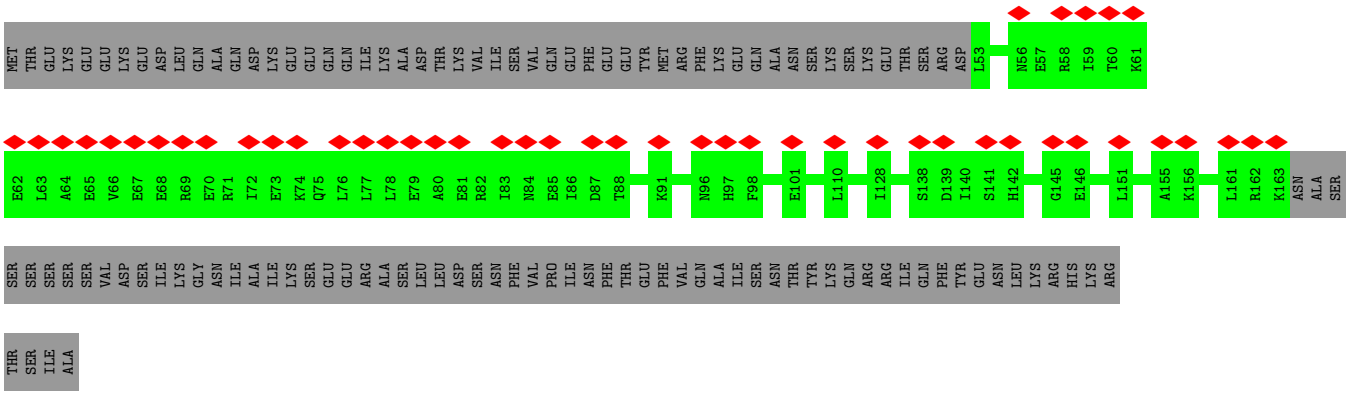

- Molecule 5: Scaffold protein

Chain eH:

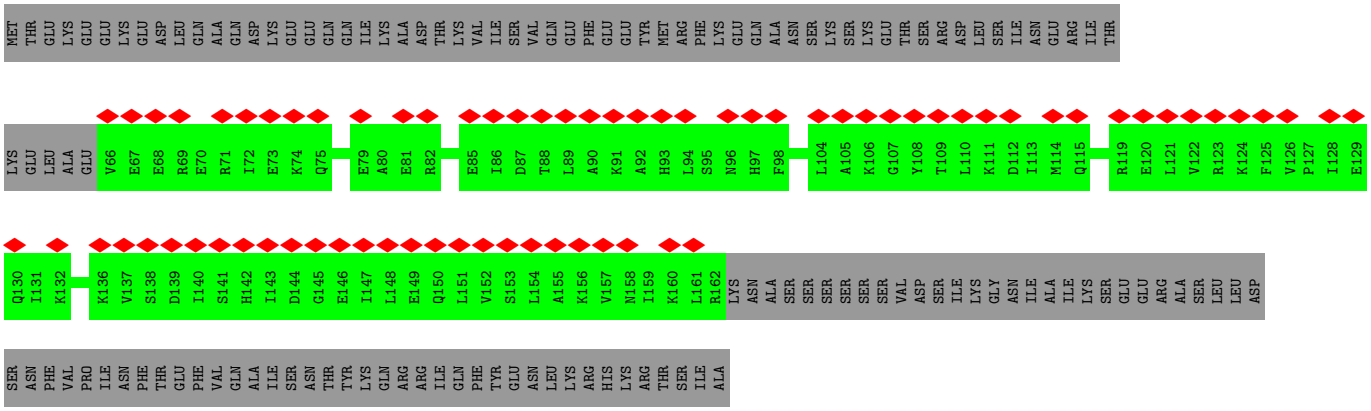

- Molecule 5: Scaffold protein

Chain eI:

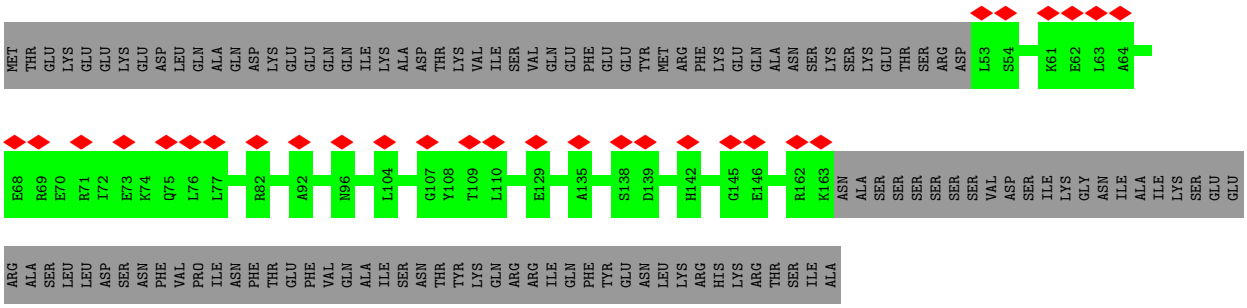

- Molecule 5: Scaffold protein

Chain eJ:

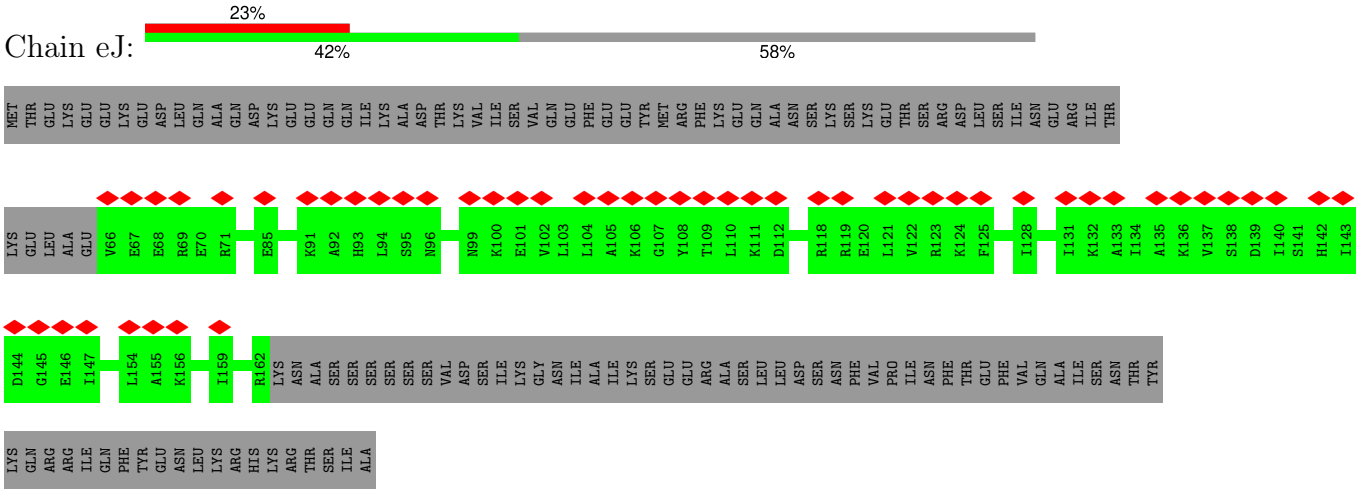

- Molecule 5: Scaffold protein

Chain eK:

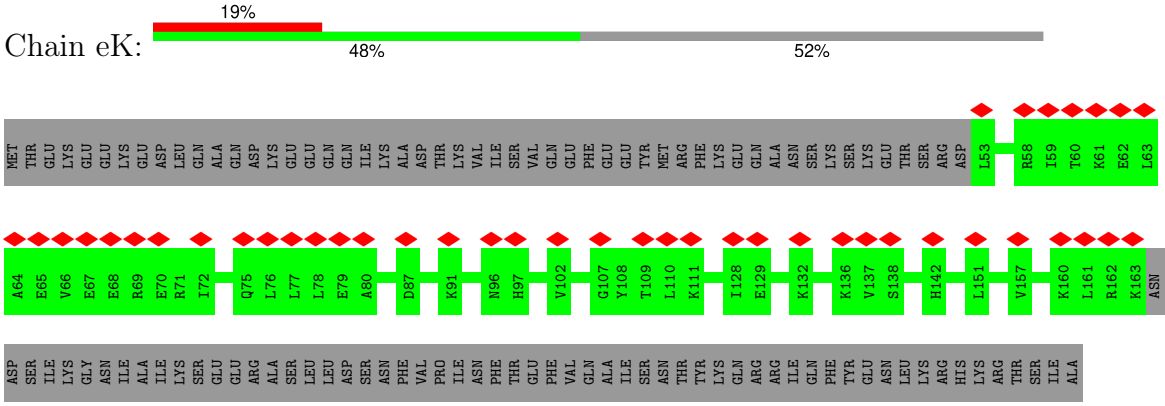

- Molecule 5: Scaffold protein

Chain eL:

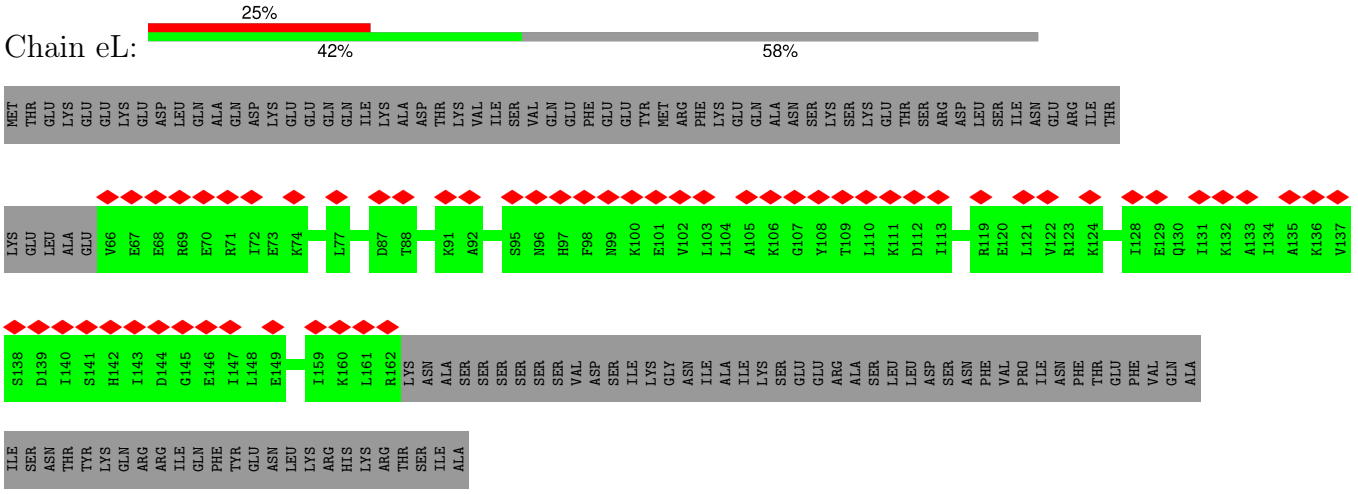

- Molecule 5: Scaffold protein

Chain eM:

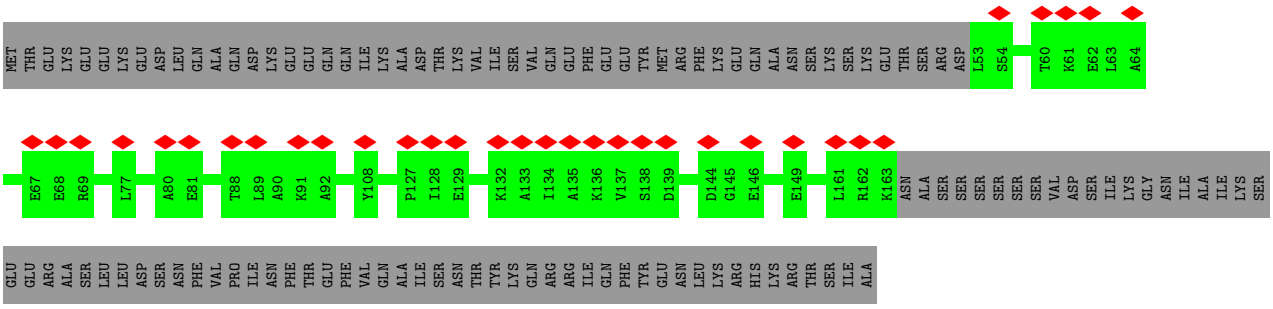

- Molecule 5: Scaffold protein

Chain eN:

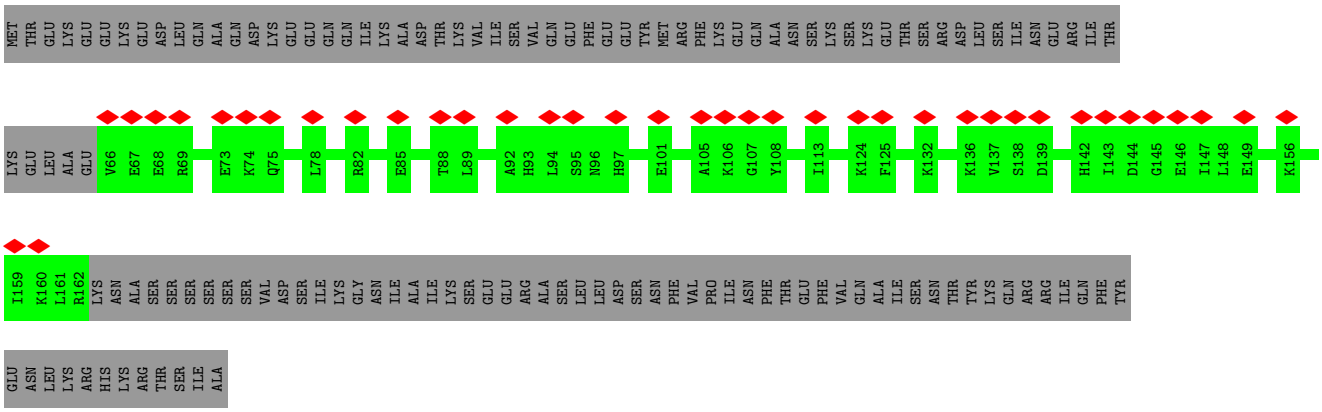

- Molecule 5: Scaffold protein

Chain eO:

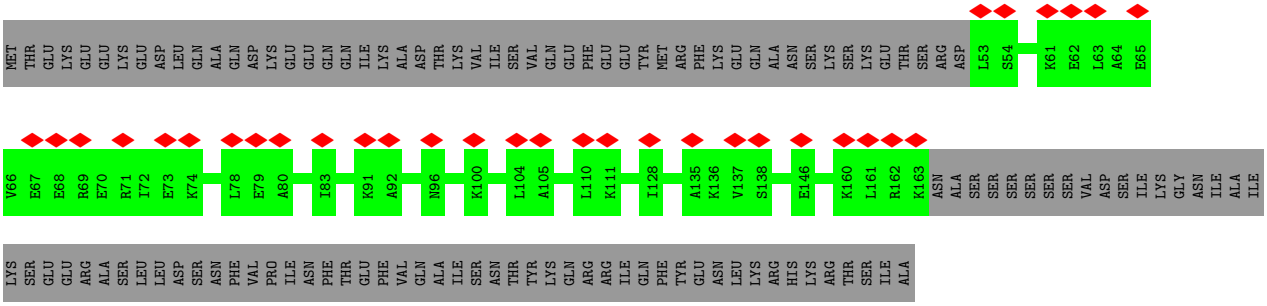

- Molecule 5: Scaffold protein

Chain eP:

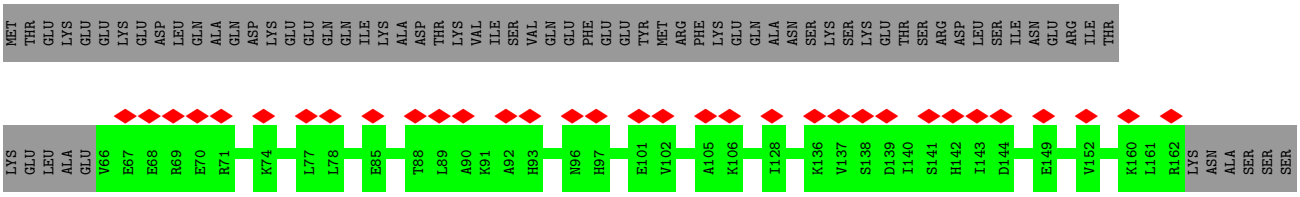

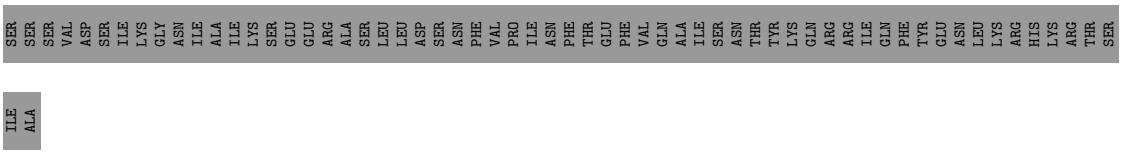

• Molecule 5: Scaffold protein

Chain eQ:

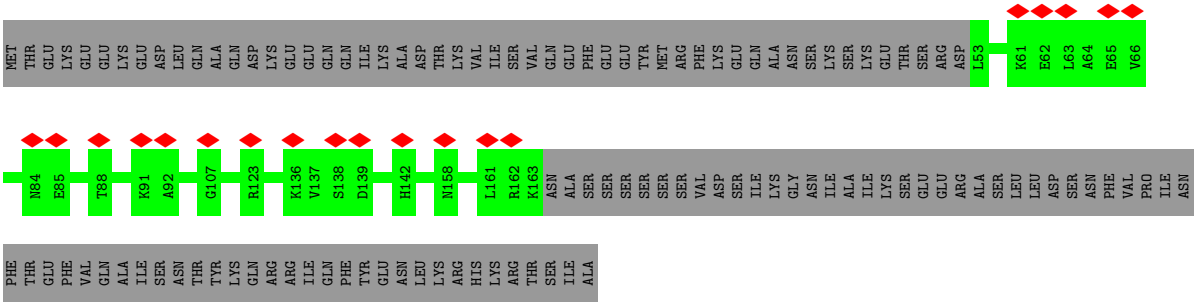

• Molecule 5: Scaffold protein

Chain eR:

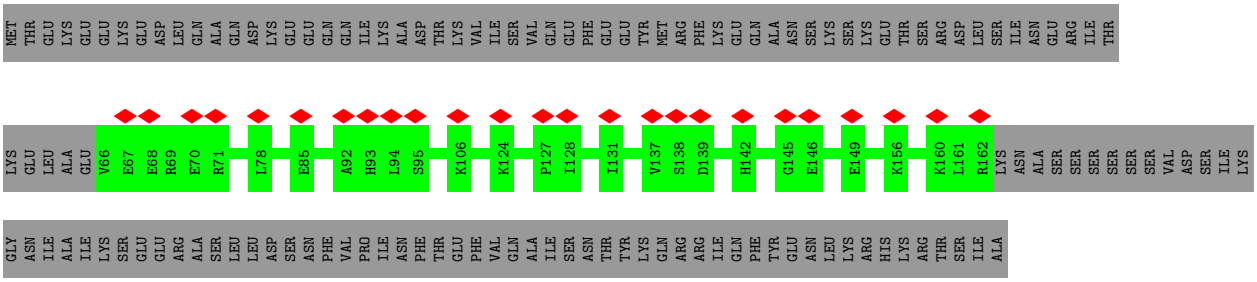

• Molecule 5: Scaffold protein

Chain eS:

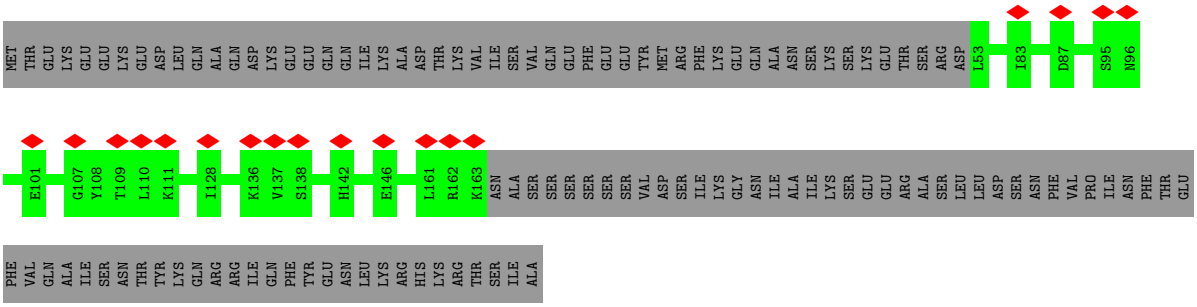

• Molecule 5: Scaffold protein

Chain eT:

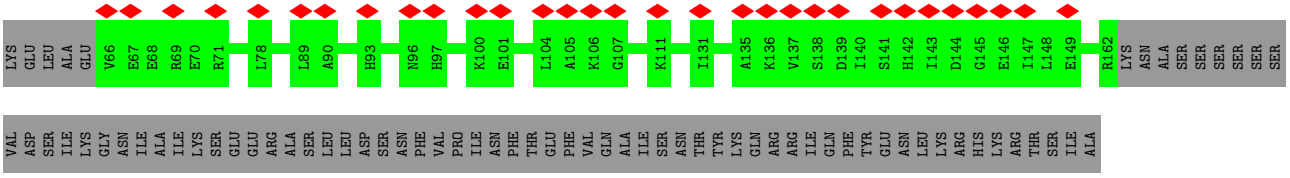

- Molecule 5: Scaffold protein

Chain eU:

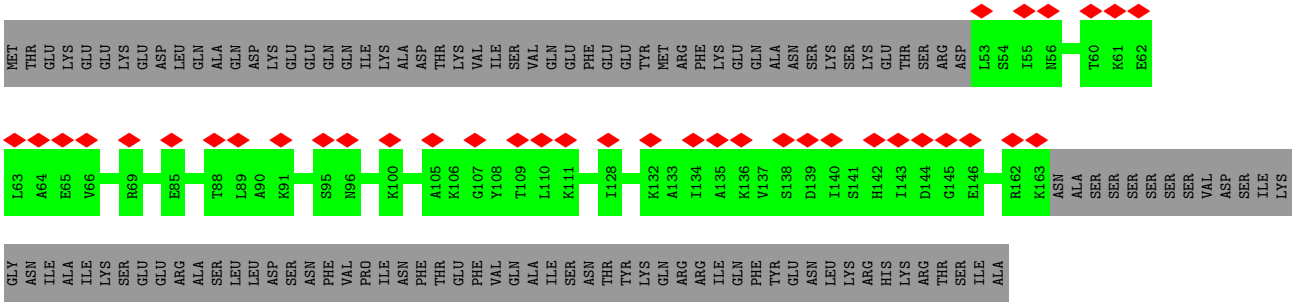

- Molecule 5: Scaffold protein

Chain eV:

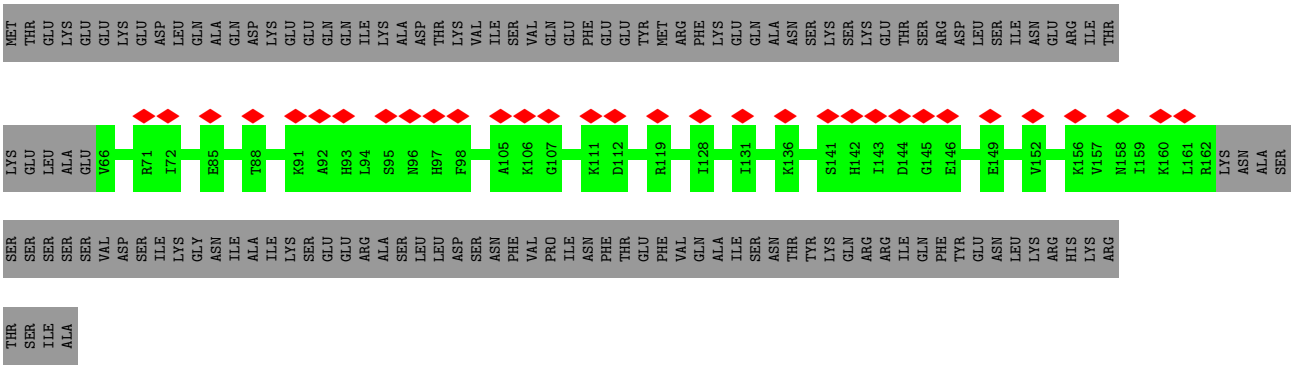

- Molecule 5: Scaffold protein

Chain eW:



- Molecule 5: Scaffold protein

Chain eX:

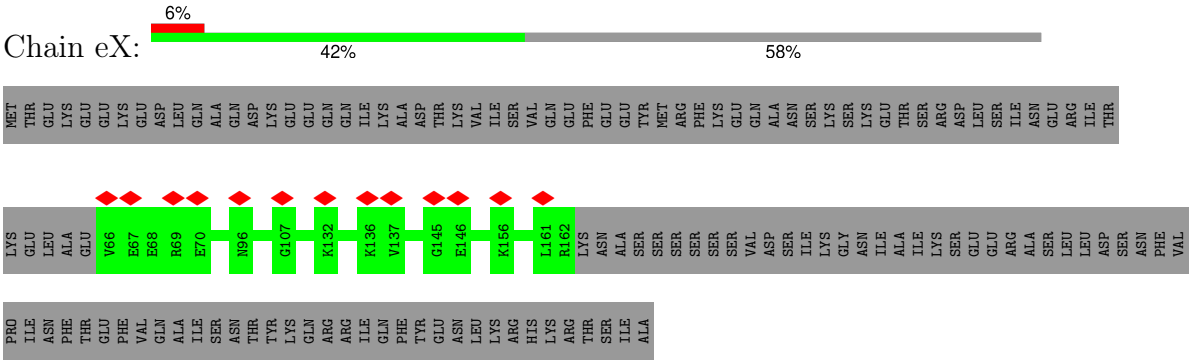

- Molecule 5: Scaffold protein

Chain eY:

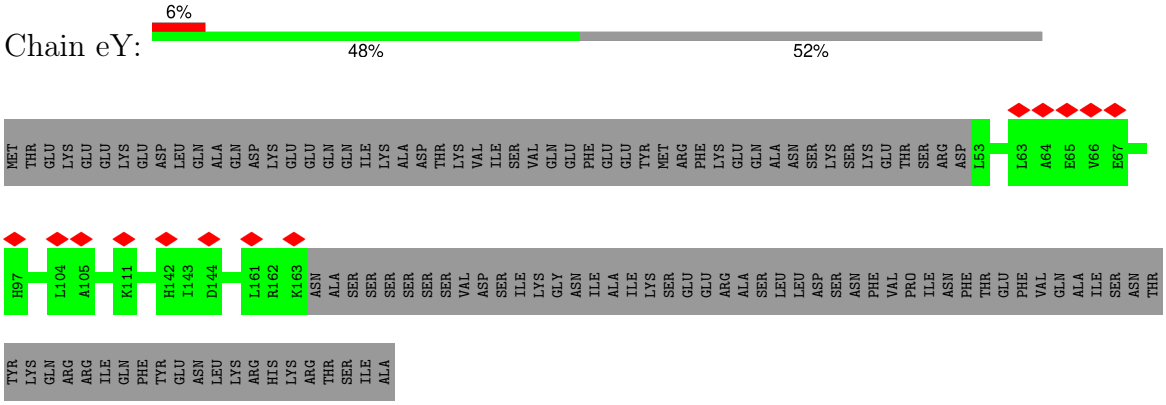

- Molecule 5: Scaffold protein

Chain eZ:

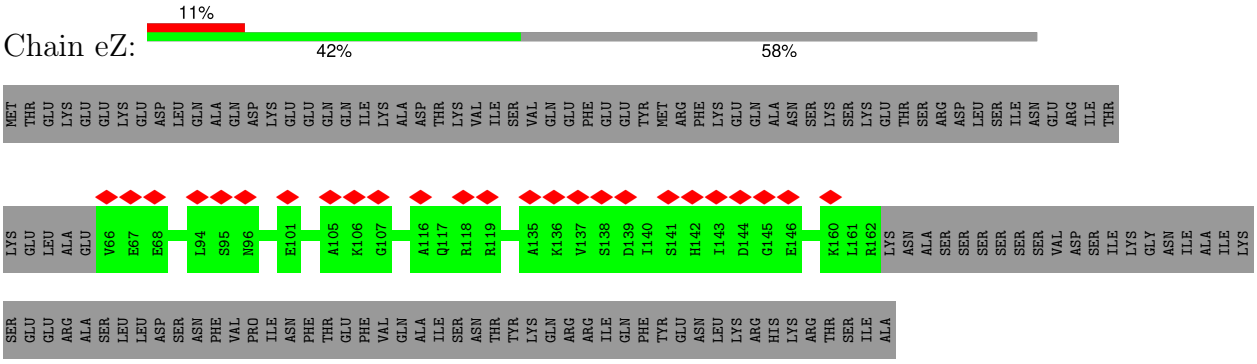

- Molecule 5: Scaffold protein

Chain ea:

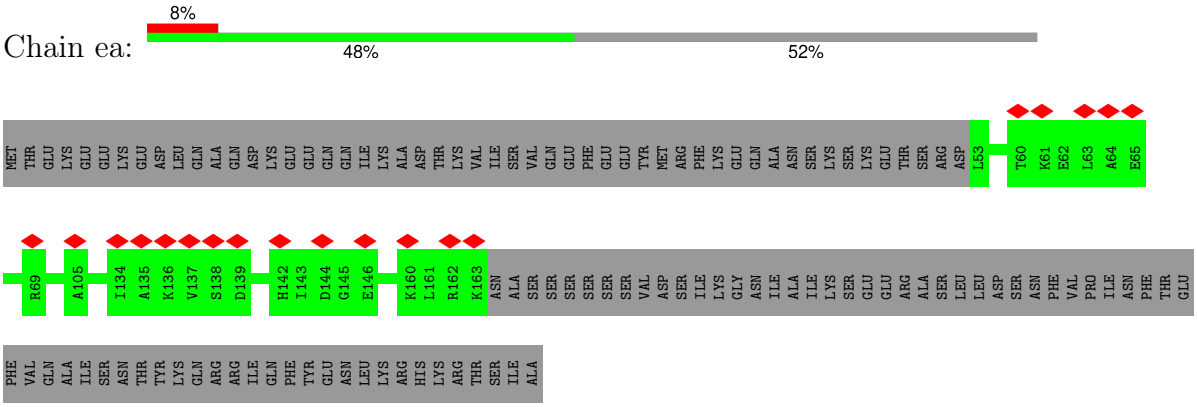

- Molecule 5: Scaffold protein

Chain eb:

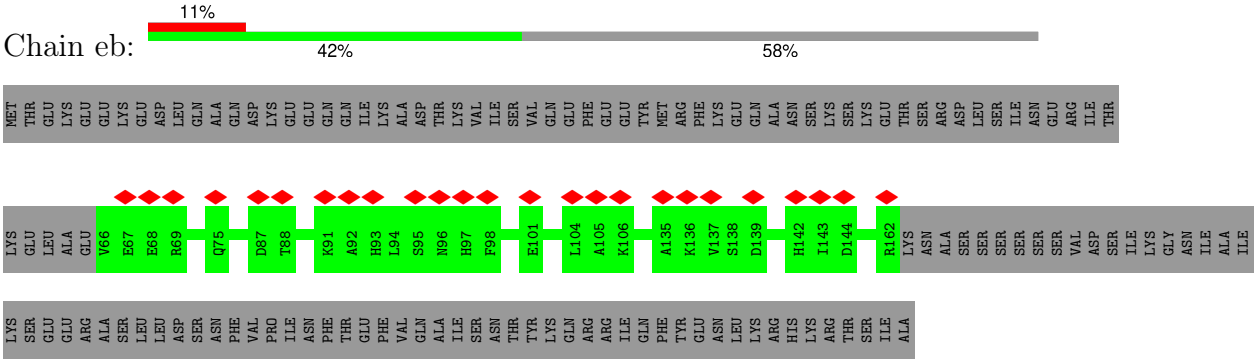

- Molecule 5: Scaffold protein

Chain ec:

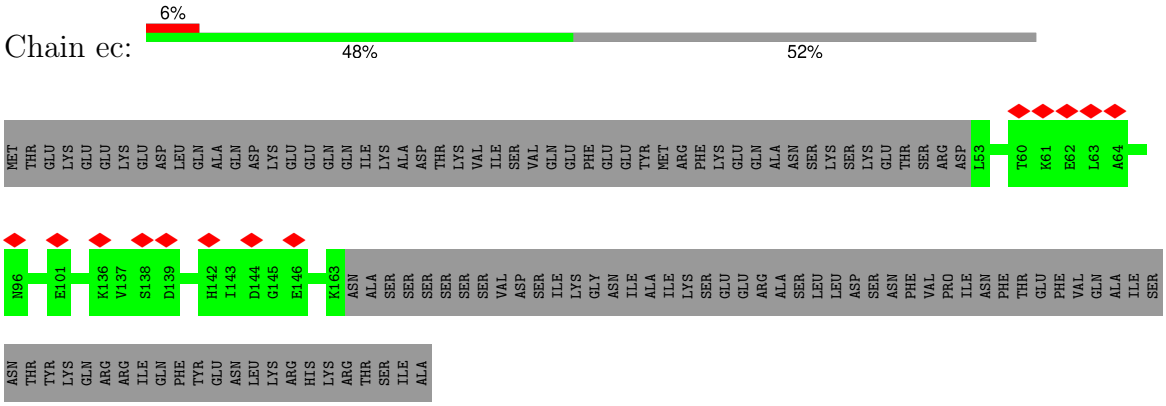

- Molecule 5: Scaffold protein

Chain ed:

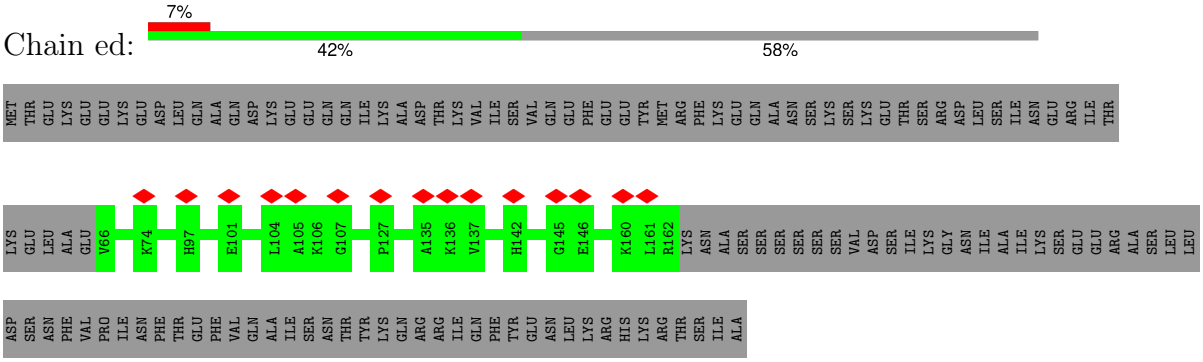

- Molecule 5: Scaffold protein

Chain ee:

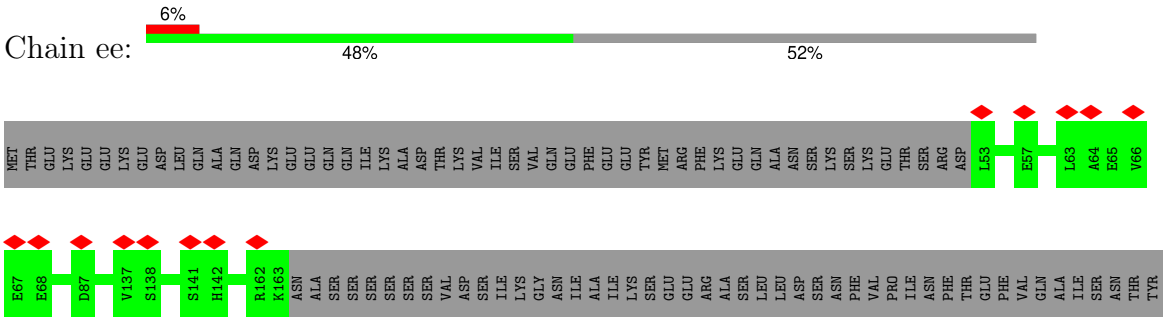

- Molecule 5: Scaffold protein

Chain ef:

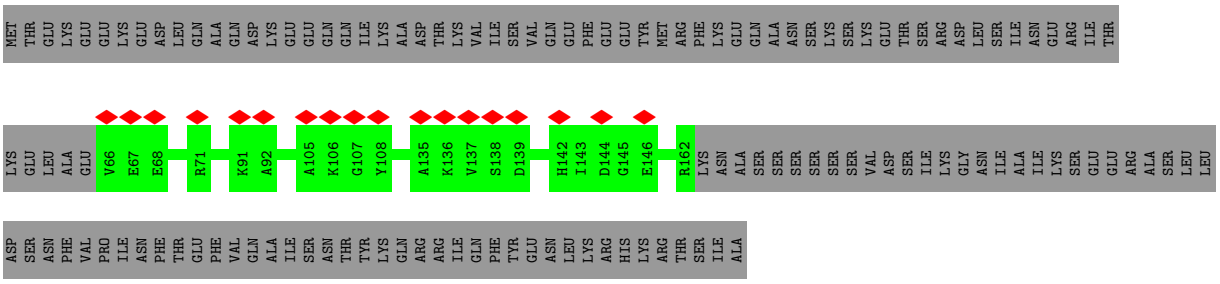

- Molecule 5: Scaffold protein

Chain eg:

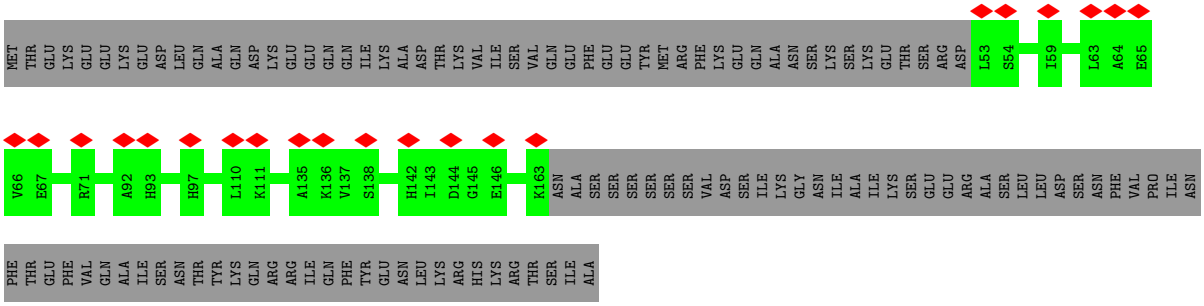

- Molecule 5: Scaffold protein

Chain eh:

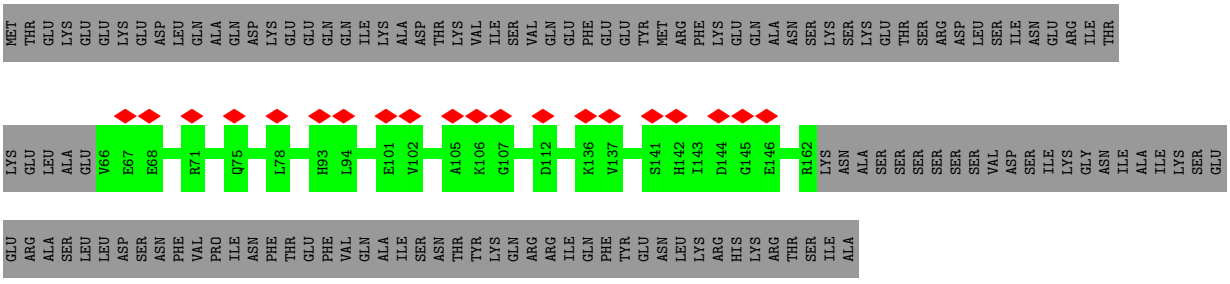

- Molecule 5: Scaffold protein

Chain ei:

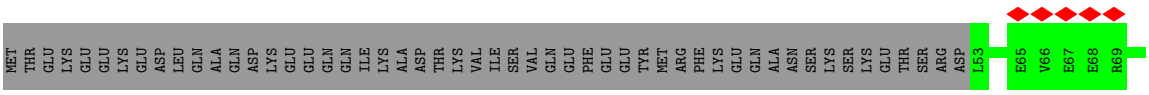



• Molecule 5: Scaffold protein

Chain ej:

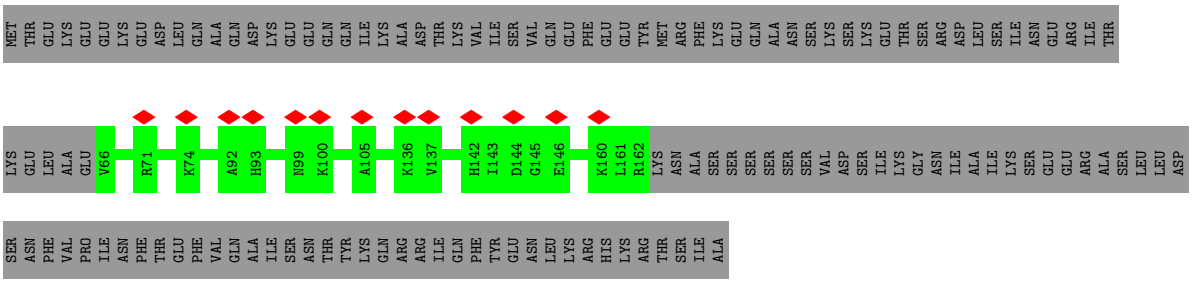

• Molecule 5: Scaffold protein

Chain ek:

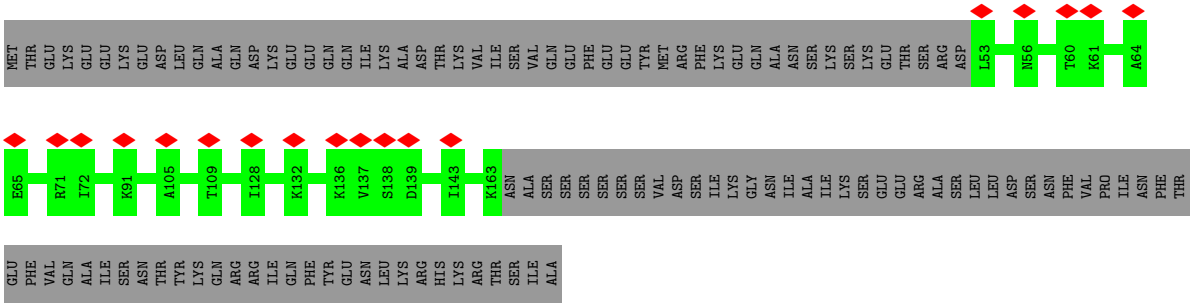

• Molecule 5: Scaffold protein

Chain el:

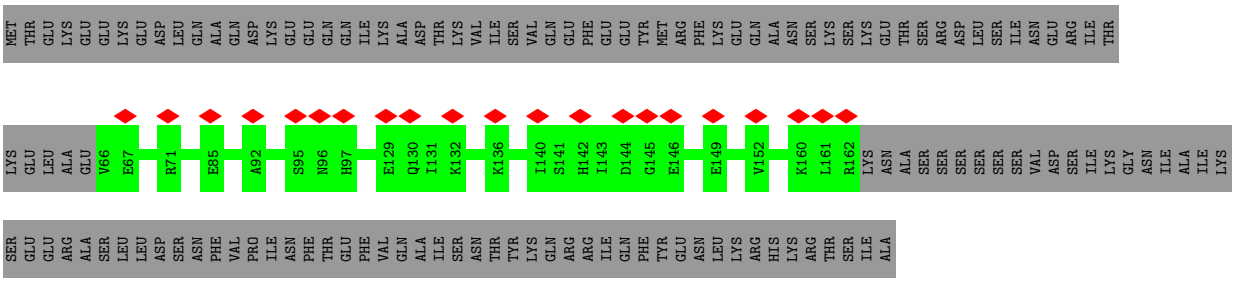

• Molecule 5: Scaffold protein

Chain em:

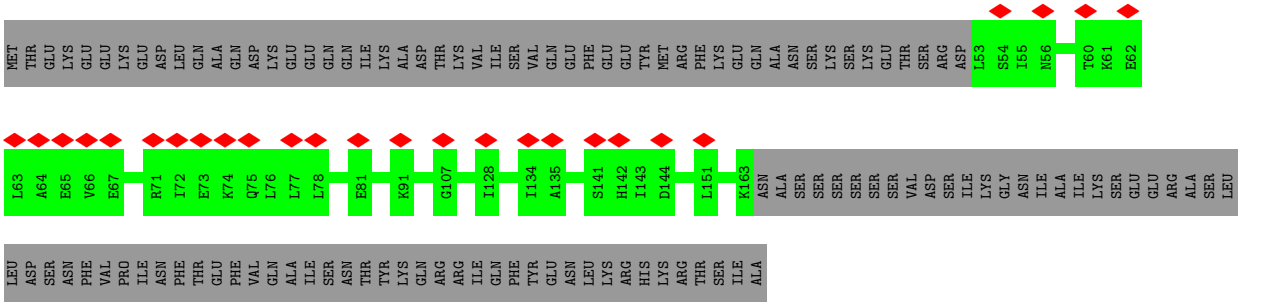

- Molecule 5: Scaffold protein

Chain en:

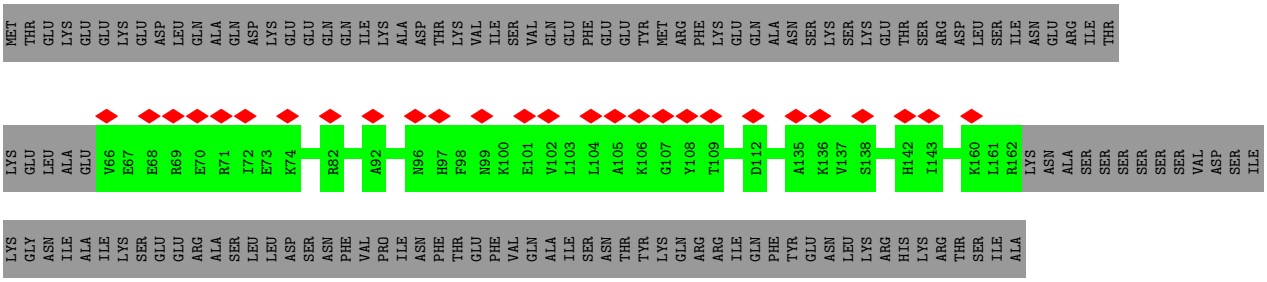

- Molecule 5: Scaffold protein

Chain eo:

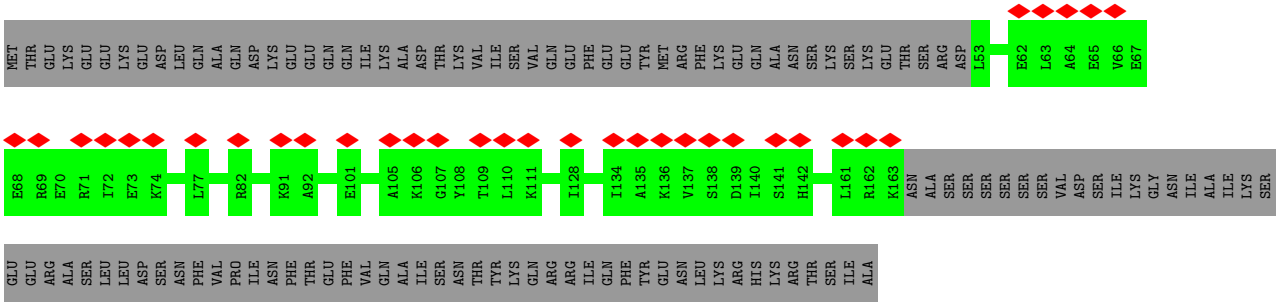

- Molecule 5: Scaffold protein

Chain ep:

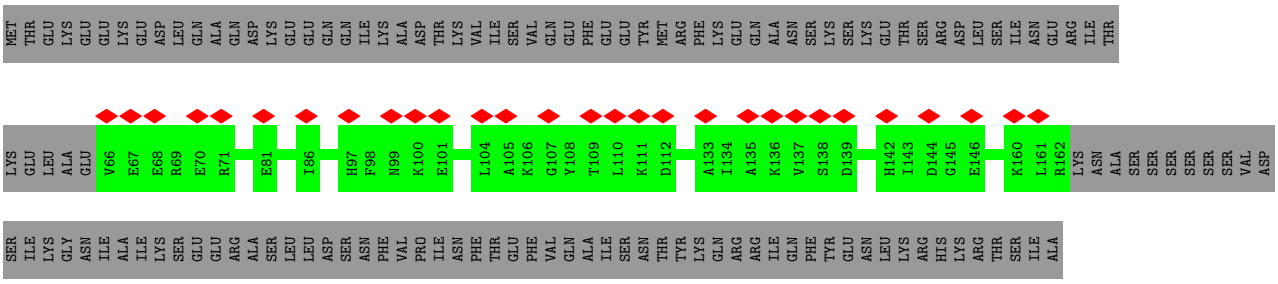

- Molecule 5: Scaffold protein

Chain eq:

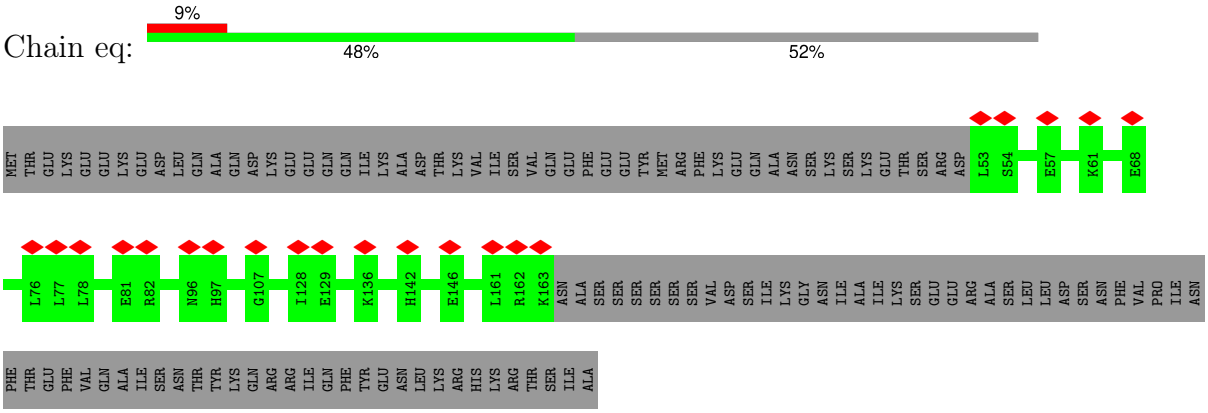

- Molecule 5: Scaffold protein

Chain er:

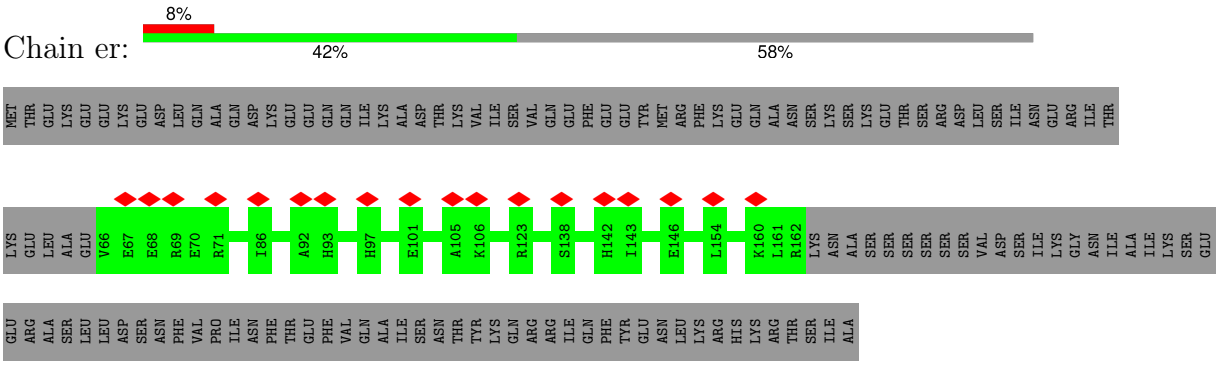

- Molecule 5: Scaffold protein

Chain es:

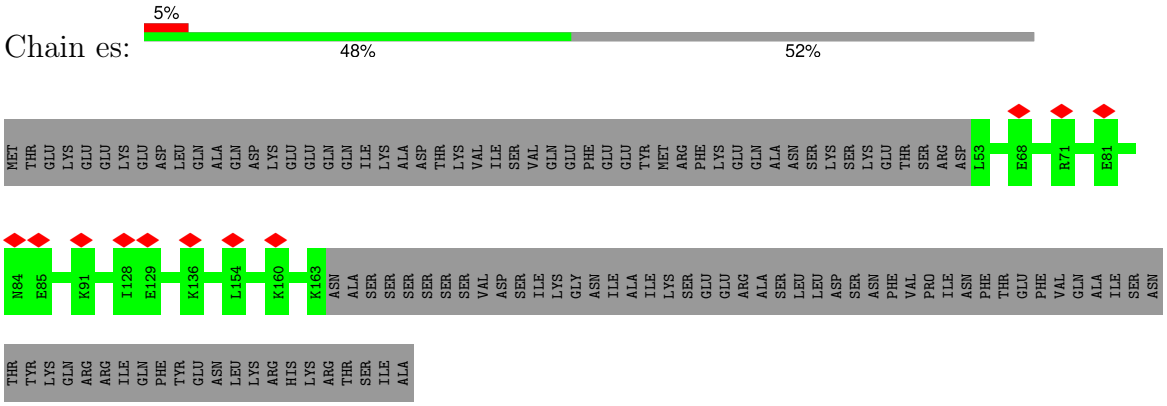

- Molecule 5: Scaffold protein

Chain et:

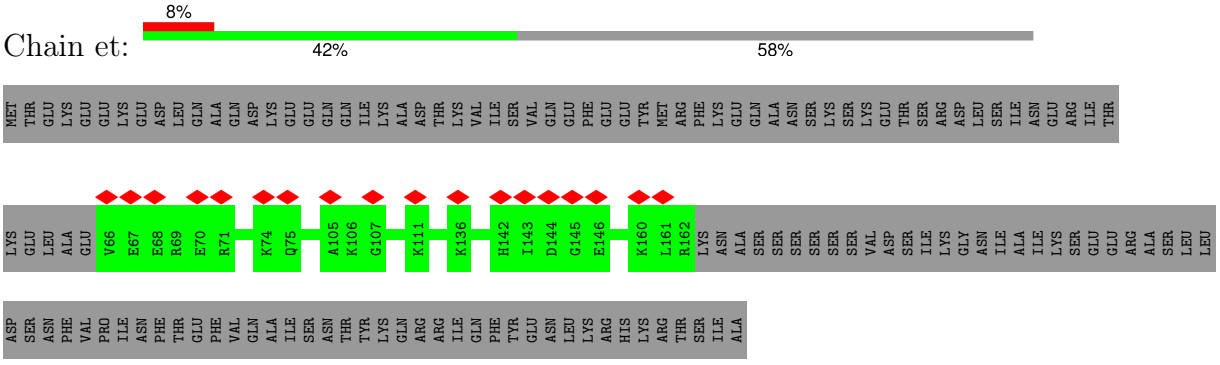

- Molecule 5: Scaffold protein

Chain eu:

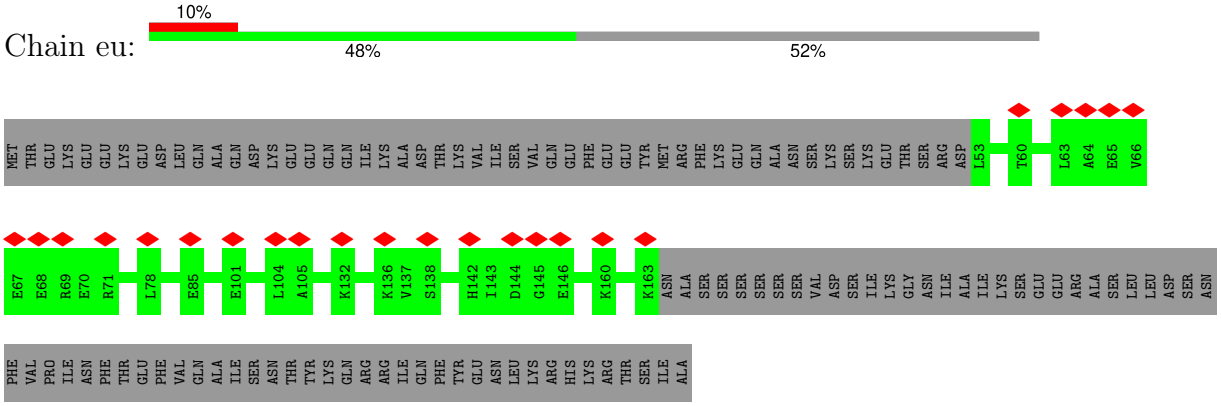

- Molecule 5: Scaffold protein

Chain ev:

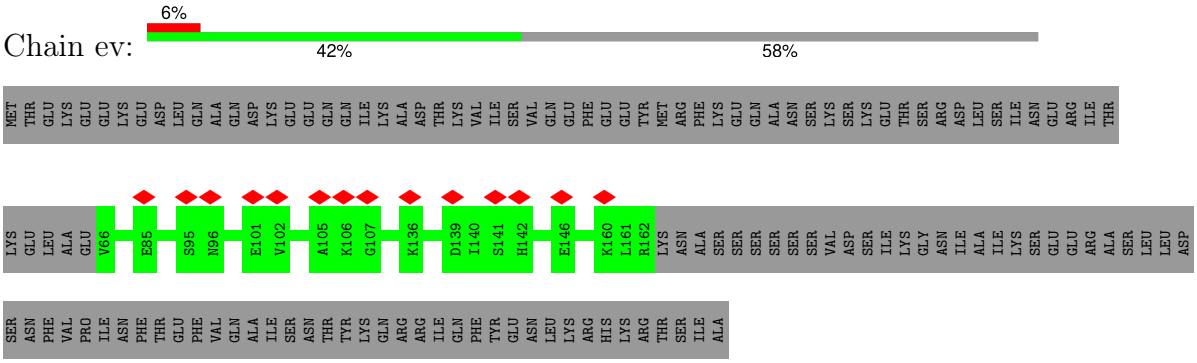

- Molecule 5: Scaffold protein

Chain ew:



- Molecule 5: Scaffold protein

Chain ex:

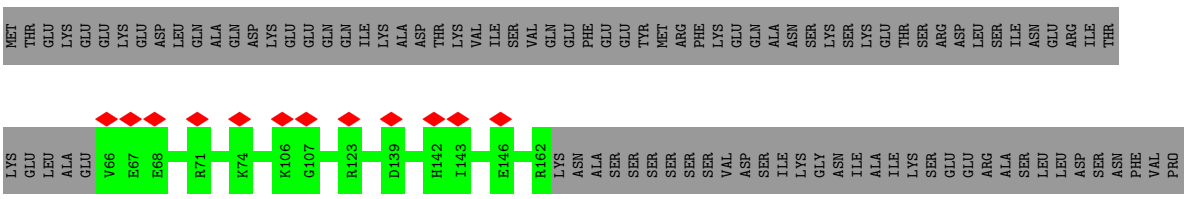

• Molecule 5: Scaffold protein

Chain ey:



• Molecule 5: Scaffold protein

Chain ez:

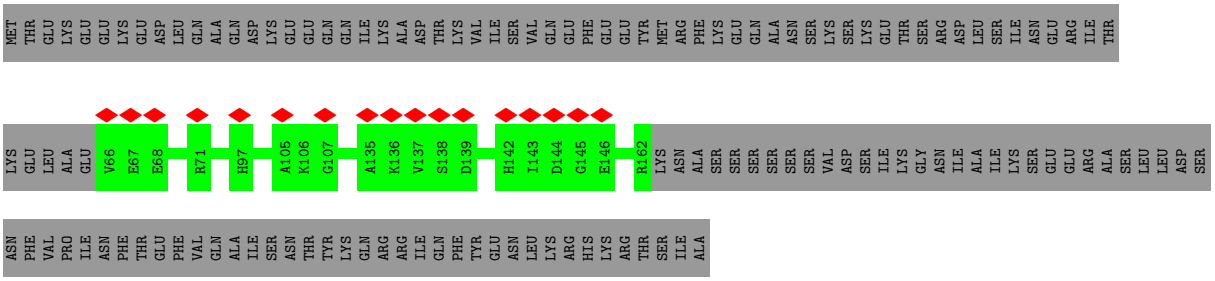

• Molecule 5: Scaffold protein

Chain fA:

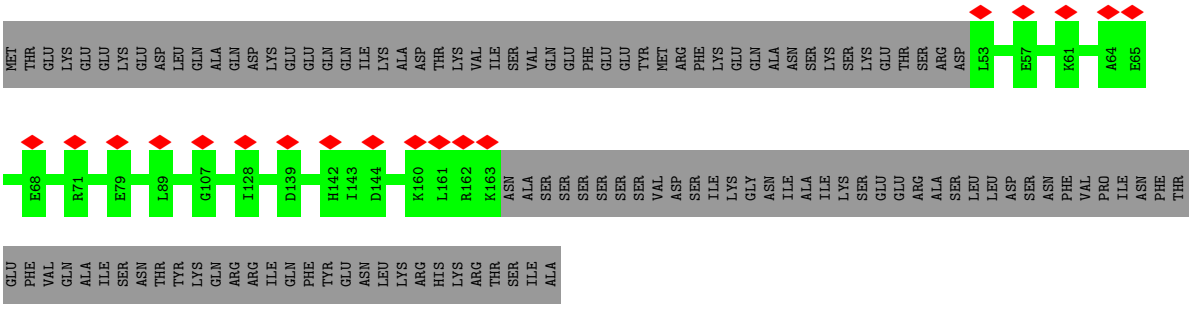

• Molecule 5: Scaffold protein

Chain fB:

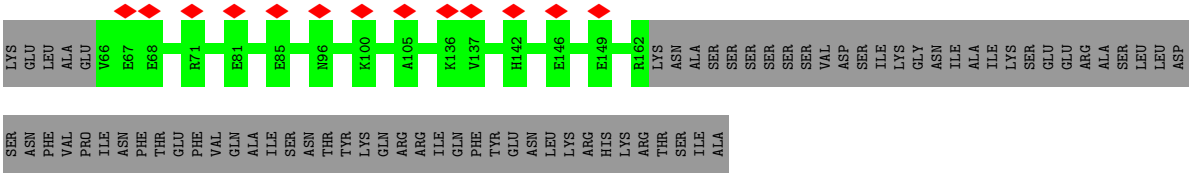

- Molecule 5: Scaffold protein

Chain fC:



- Molecule 5: Scaffold protein

Chain fD:

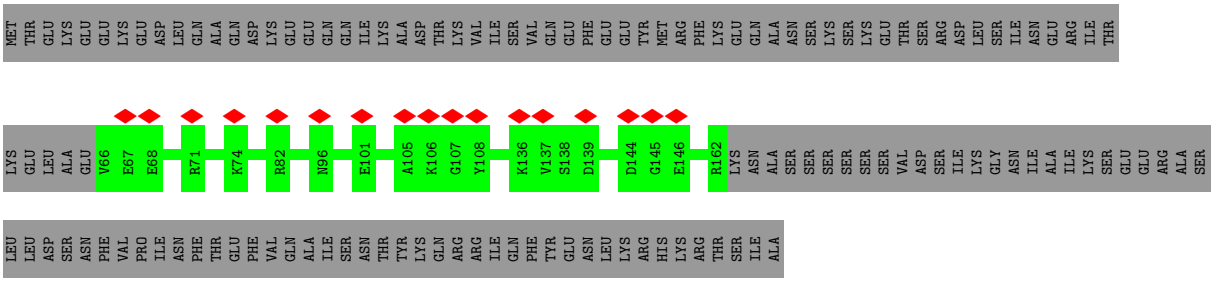

- Molecule 5: Scaffold protein

Chain fE:

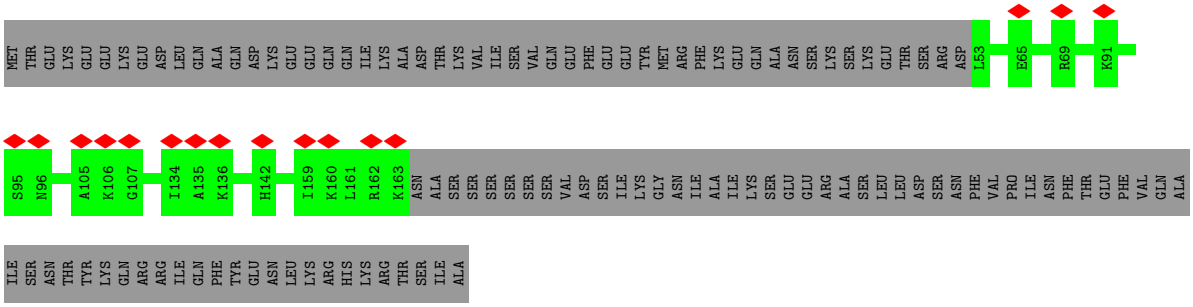

- Molecule 5: Scaffold protein

Chain fF:

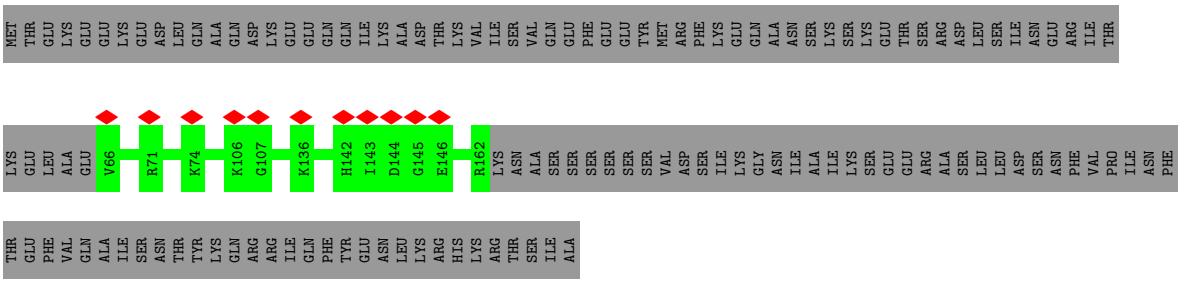

- Molecule 5: Scaffold protein

Chain fG:



- Molecule 5: Scaffold protein

Chain fH:

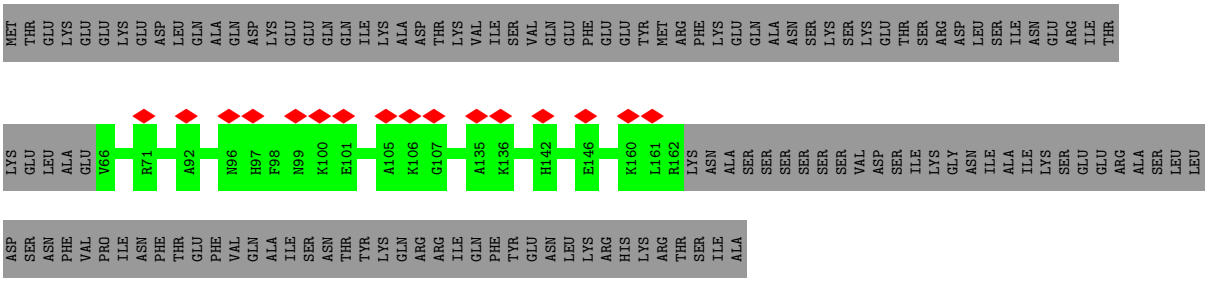

- Molecule 5: Scaffold protein

Chain fI:

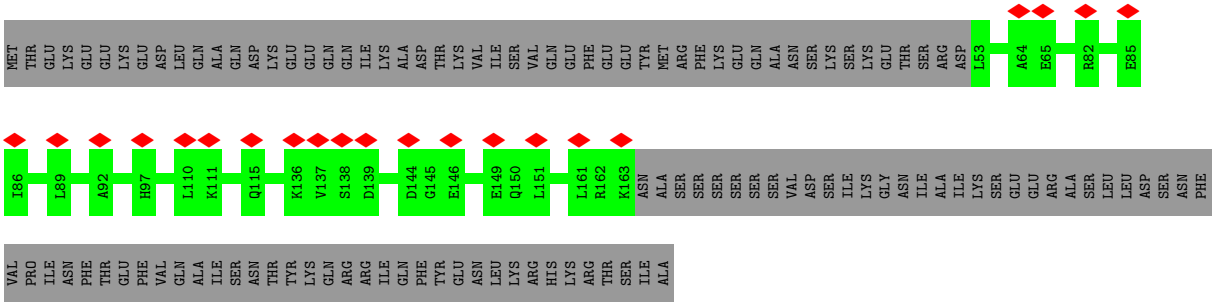

- Molecule 5: Scaffold protein

Chain fJ:

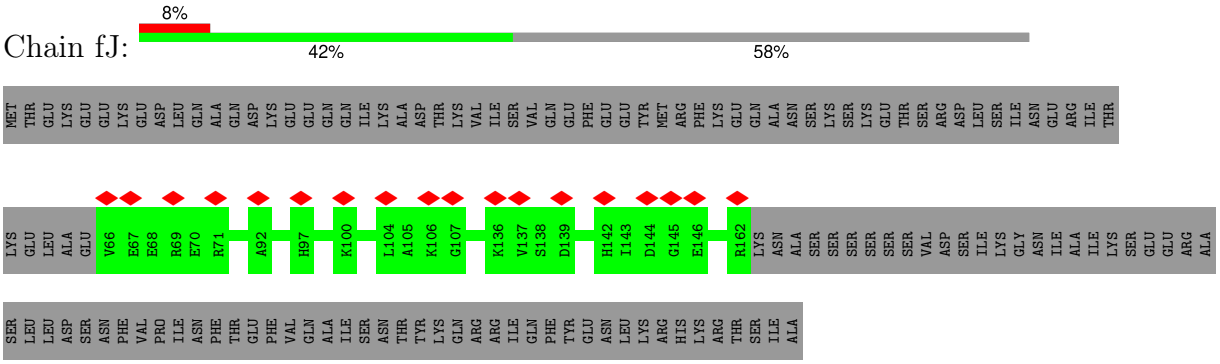

- Molecule 5: Scaffold protein

Chain fK:



- Molecule 5: Scaffold protein

Chain fL:

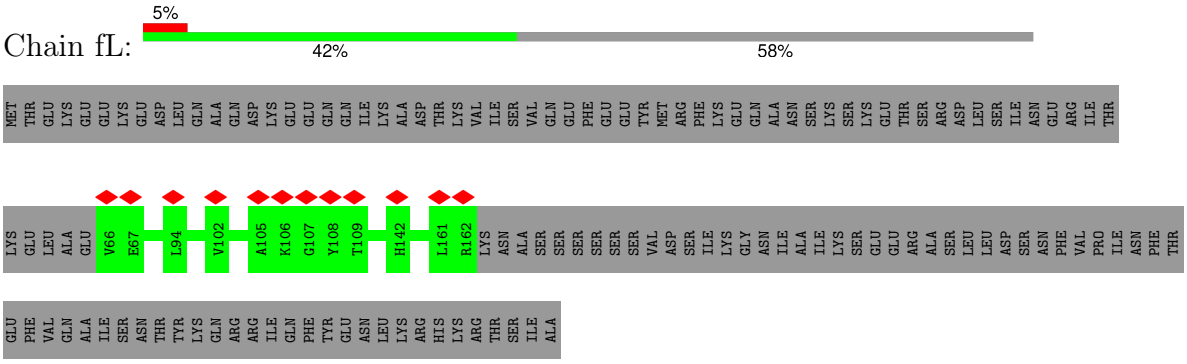

- Molecule 5: Scaffold protein

Chain fM:

- Molecule 5: Scaffold protein

Chain fN:

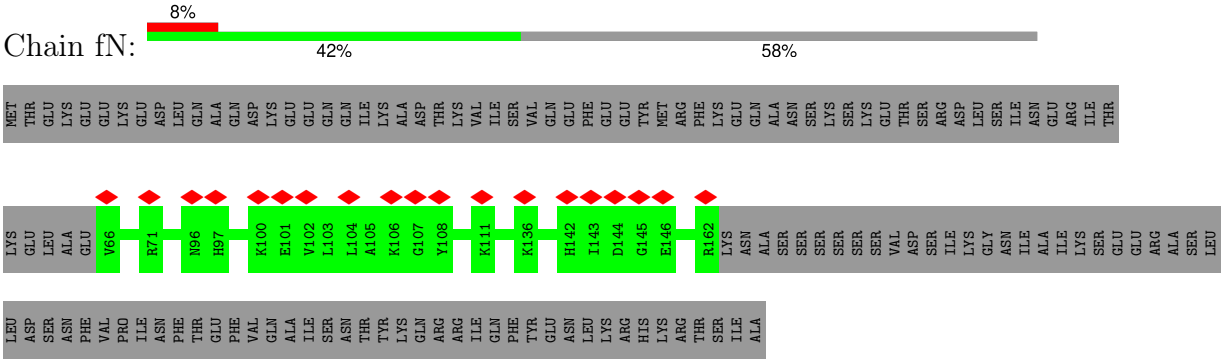

- Molecule 5: Scaffold protein

Chain fO:



- Molecule 5: Scaffold protein

Chain fP:

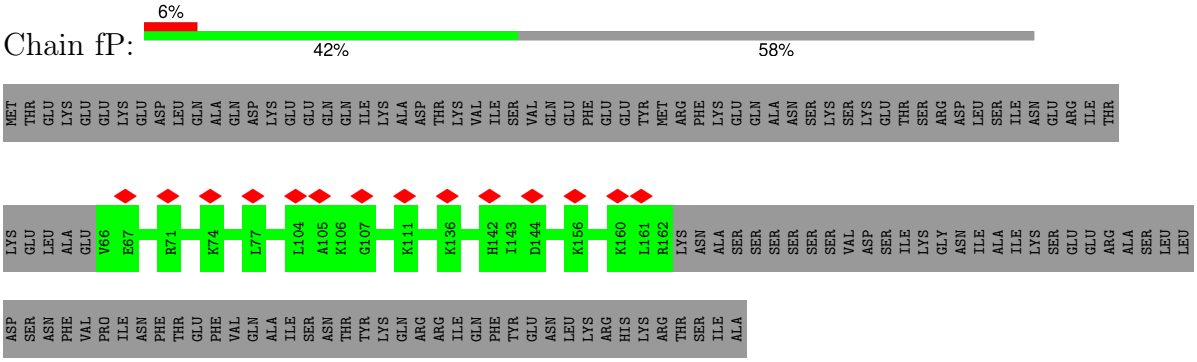

- Molecule 5: Scaffold protein

Chain fQ:

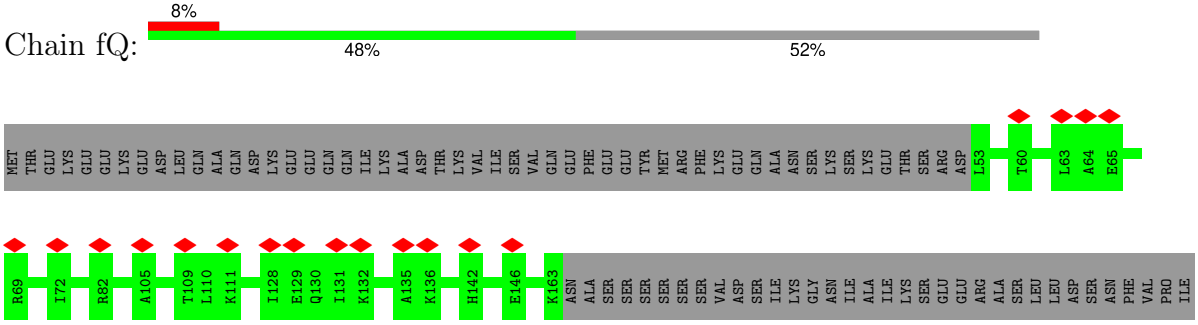

• Molecule 5: Scaffold protein

Chain fR:

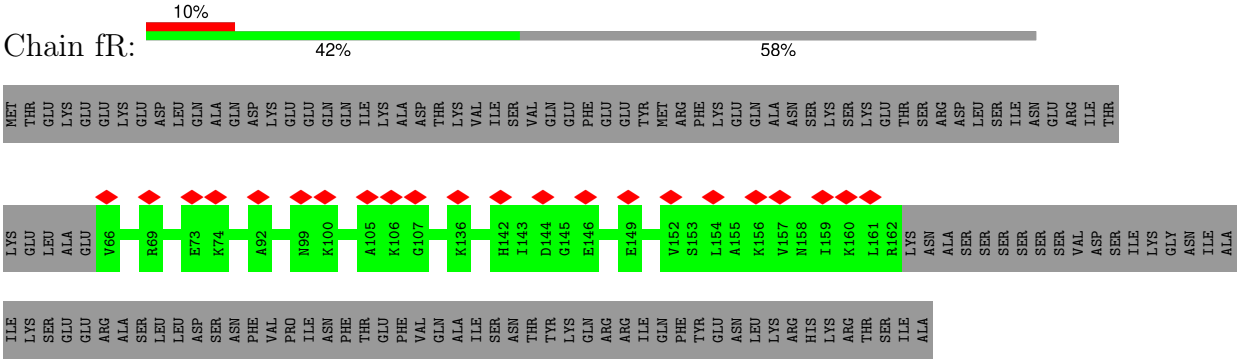

• Molecule 5: Scaffold protein

Chain fS:

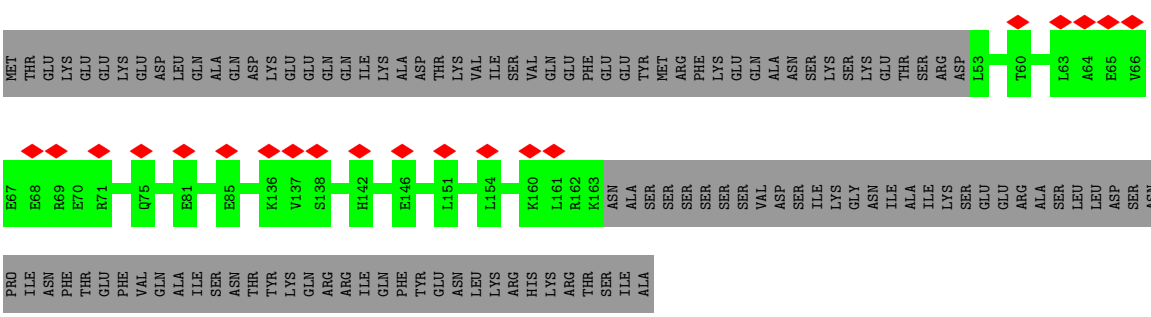

• Molecule 5: Scaffold protein

Chain fT:

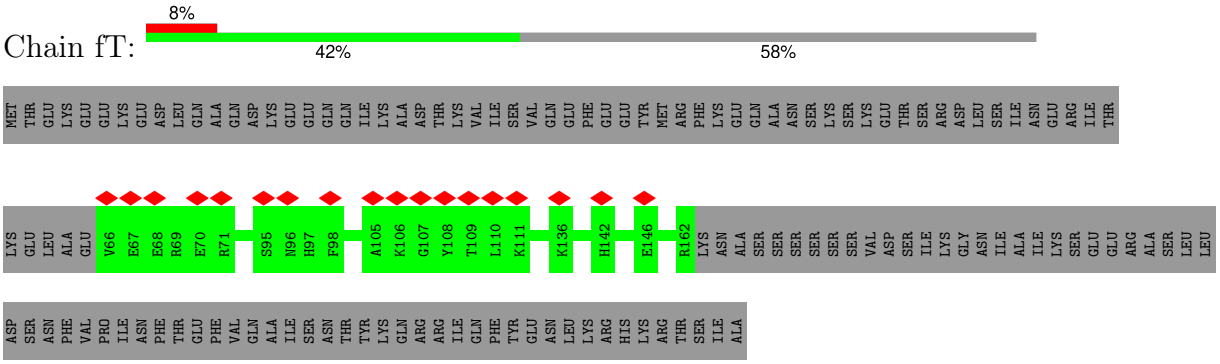

• Molecule 5: Scaffold protein

Chain fU:

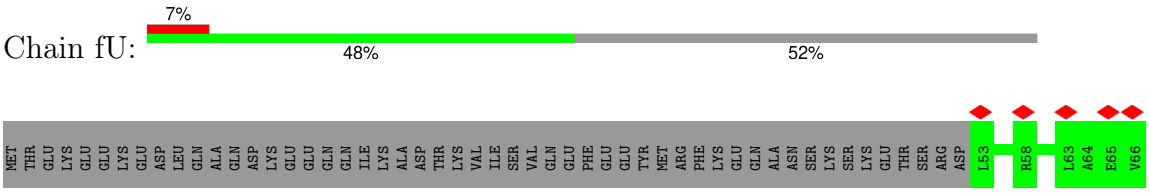

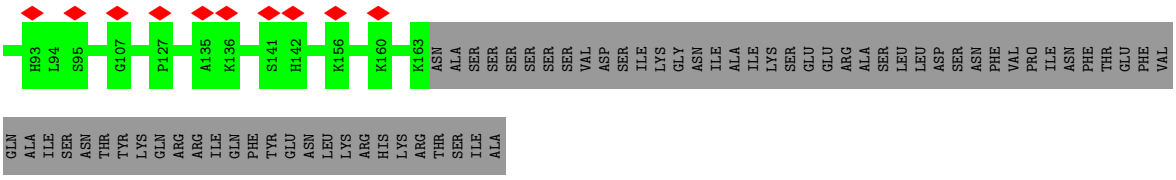

- Molecule 5: Scaffold protein

Chain fV:

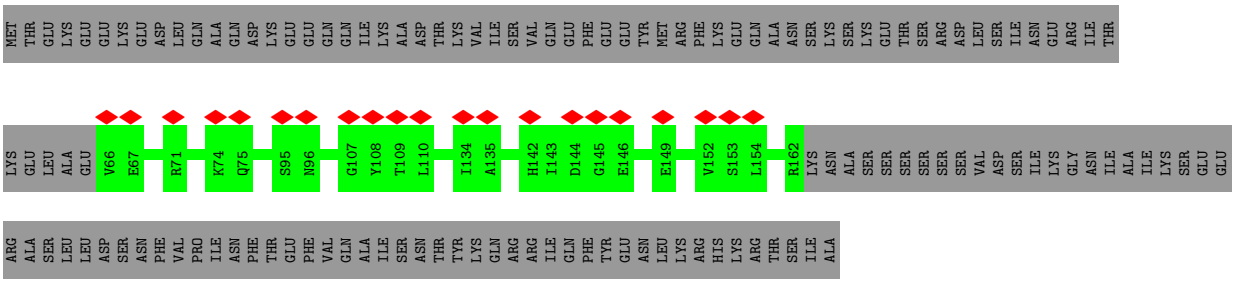

- Molecule 5: Scaffold protein

Chain fW:



- Molecule 5: Scaffold protein

Chain fX:

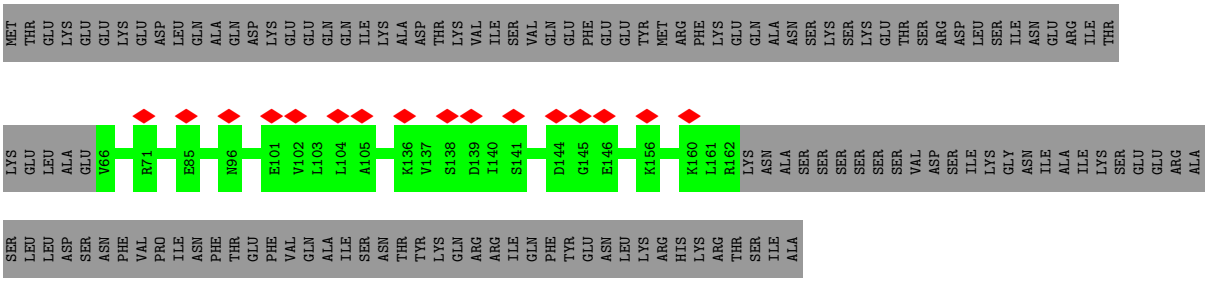

- Molecule 5: Scaffold protein

Chain fY:

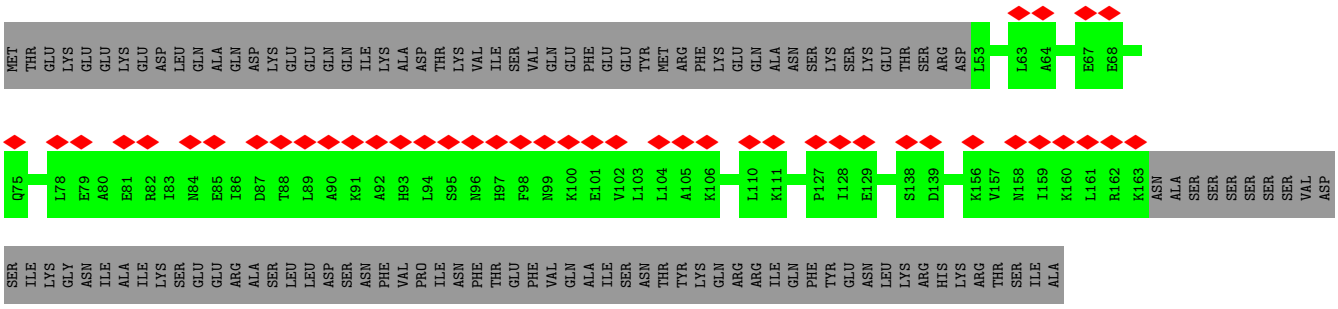

- Molecule 5: Scaffold protein

Chain fZ:



- Molecule 5: Scaffold protein

Chain fa:



- Molecule 5: Scaffold protein

Chain fb:

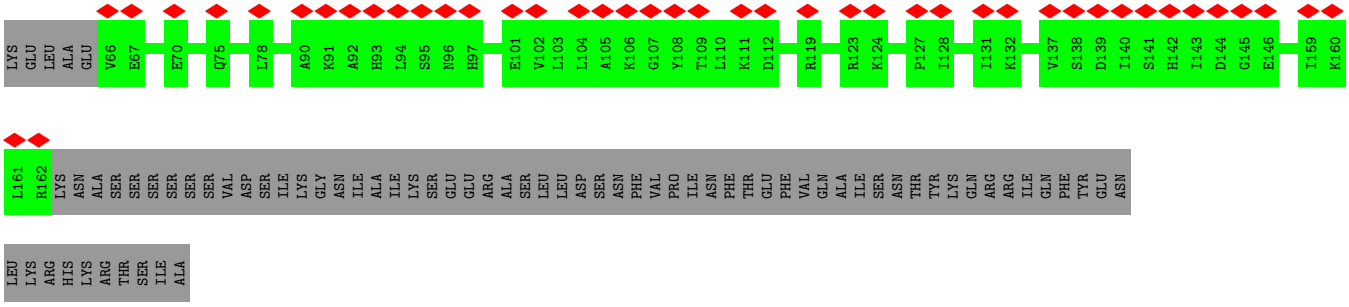

- Molecule 5: Scaffold protein

Chain fc:

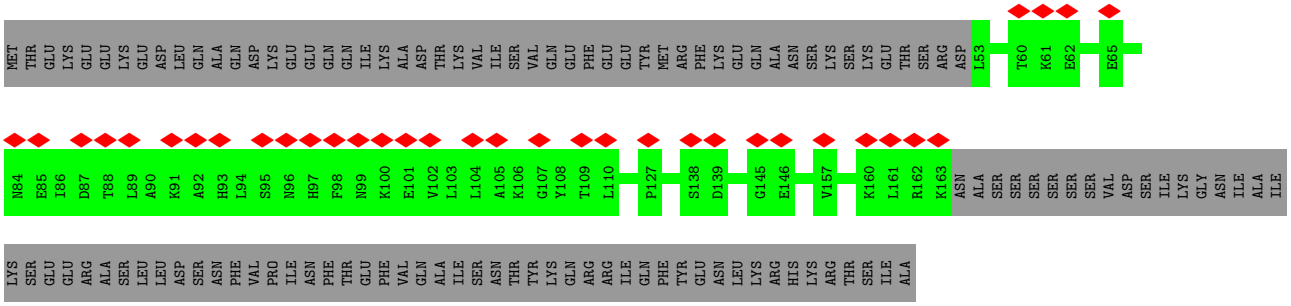

- Molecule 5: Scaffold protein

Chain fd:

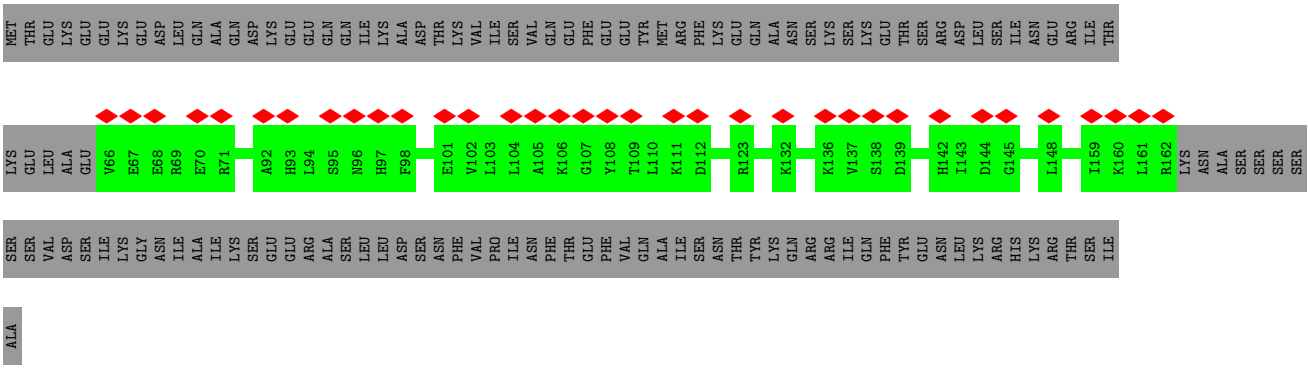

- Molecule 5: Scaffold protein

Chain fe:

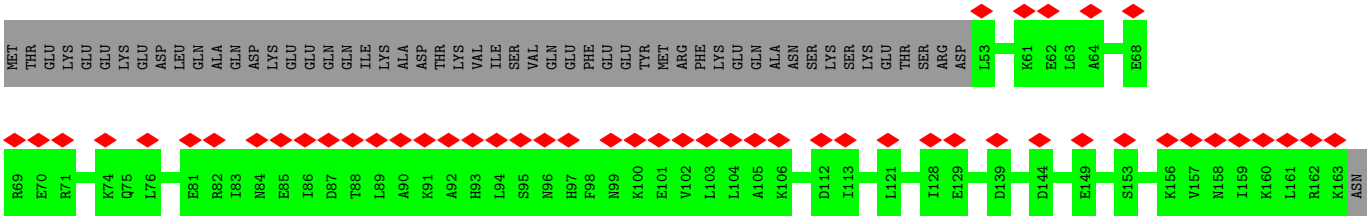


ALA SER SER SER SER SER SER VAL ASP SER ILE LYS GLY ASN ILE ALA ILE LYS SER GLU GLU ARG ALA SER LEU LEU ASP SER ASN PHE VAL PRO ILE ASN PHE THR GLU PHE VAL GLN ALA ILE SER ASN THR TYR LYS GLN ARG ARG ILE GLN PHE TYR GLU ASN LEU LYS ARG HIS
LYS ARG THR SER ILE ALA
• Molecule 5: Scaffold protein
Chain ff:
19%
42%
58%
MET THR GLU LYS GLU GLU LYS GLU ASP LEU GLN ALA GLN ASP LYS GLU GLU GLN GLN GLN ILE LYS ALA ASP THR LYS VAL ILE SER VAL GLN GLU PHE GLU GLU TYR MET ARG PHE LYS GLU GLN ALA ASN SER LYS SER LYS GLU THR SER ARG ASP LEU SER ILE ASN GLU ARG ILE THR
LYS GLU LEU ALA GLU V66 E67 E68 R69 E70 R71 K74 L94 S95 N96 H97 F98 N99 K100 E101 V102 L103 L104 A105 K106 G107 Y108 D112 R123 K124 F125 V126 P127 I128 E129 K136 V137 S138 D139 I140 S141 H142 I143 D144 G145 E146 N158 I159 K160 L161 R162 LYS ASN ALA
SER SER SER SER SER VAL ASP SER ILE LYS GLY ASN ILE ALA ILE LYS SER GLU GLU ARG ALA SER LEU LEU ASP SER ASN PHE VAL PRO ILE ASN PHE THR GLU PHE VAL GLN ALA ILE SER ASN THR TYR LYS GLN ARG ARG ILE GLN PHE TYR GLU ASN LEU LYS ARG HIS LYS
ARG THR SER ILE ALA
• Molecule 5: Scaffold protein
Chain fg:
22%
48%
52%
MET THR GLU LYS GLU GLU LYS GLU ASP LEU GLN ALA GLN ASP LYS GLU GLU GLN GLN GLN ILE LYS ALA ASP THR LYS VAL ILE SER VAL GLN GLU PHE GLU GLU TYR MET ARG PHE LYS GLU GLN ALA ASN SER LYS SER LYS GLU THR SER ARG ASP L53 K61 A64 E65 E70
R71 I72 E73 K74 Q75 L76 L77 L78 E79 A80 E81 R82 I83 N84 E85 I86 D87 T88 L89 A90 K91 A92 H93 L94 S95 N96 H97 F98 N99 K100 E101 V102 A105 K106 G107 V126 P127 I128 E129 Q130 A135 K136 V137 S138 D139 K156 V157 N158 I159 K160 L161 R162 K163 ASN ALA SER
SER SER SER SER VAL ASP SER ILE LYS GLY ASN ILE ALA ILE LYS SER GLU GLU ARG ALA SER LEU LEU ASP SER ASN PHE VAL PRO ILE ASN PHE THR GLU PHE VAL GLN ALA ILE SER ASN THR TYR LYS GLN ARG ARG ILE GLN PHE TYR GLU ASN LEU LYS ARG HIS LYS ARG
THR SER ILE ALA
• Molecule 5: Scaffold protein
Chain fh:
16%
42%
58%
MET THR GLU LYS GLU GLU LYS GLU ASP LEU GLN ALA GLN ASP LYS GLU GLU GLN GLN GLN ILE LYS ALA ASP THR LYS VAL ILE SER VAL GLN GLU PHE GLU GLU TYR MET ARG PHE LYS GLU GLN ALA ASN SER LYS SER LYS GLU THR SER ARG ASP LEU SER ILE ASN GLU ARG ILE THR
LYS GLU LEU ALA GLU V66 E67 E68 R71 A92 H93 L94 S95 N96 H97 F98 N99 K100 E101 V102 L103 L104 A105 K106 G107 Y108 T109 L110 K111 D112 Q115 E129 K132 A133 K136 V137 S138 D139 I140 S141 H142 I143 D144 I159 K160 L161 R162 LYS ASN ALA SER SER SER
SER SER SER VAL ASP SER ILE LYS GLY ASN ILE ALA ILE LYS SER GLU GLU ARG ALA SER LEU LEU ASP SER ASN PHE VAL PRO ILE ASN PHE THR GLU PHE VAL GLN ALA ILE SER ASN THR TYR LYS GLN ARG ARG ILE GLN PHE TYR GLU ASN LEU LYS ARG HIS LYS ARG THR SER
ILE ALA

- Molecule 5: Scaffold protein

Chain fi:

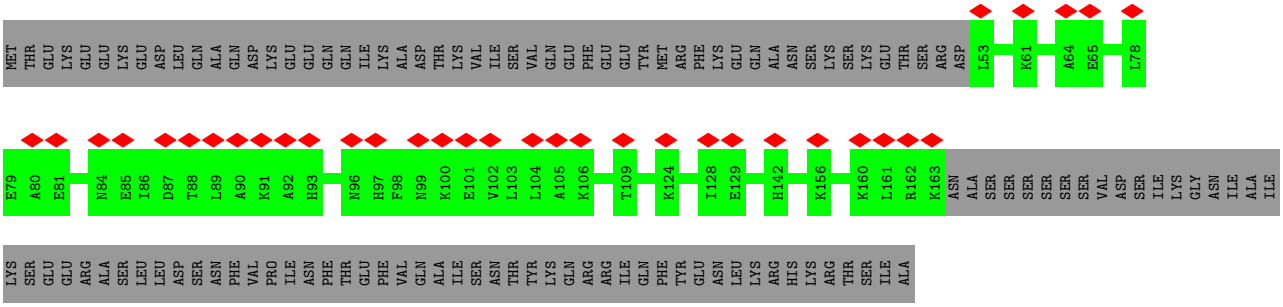

- Molecule 5: Scaffold protein

Chain fj:

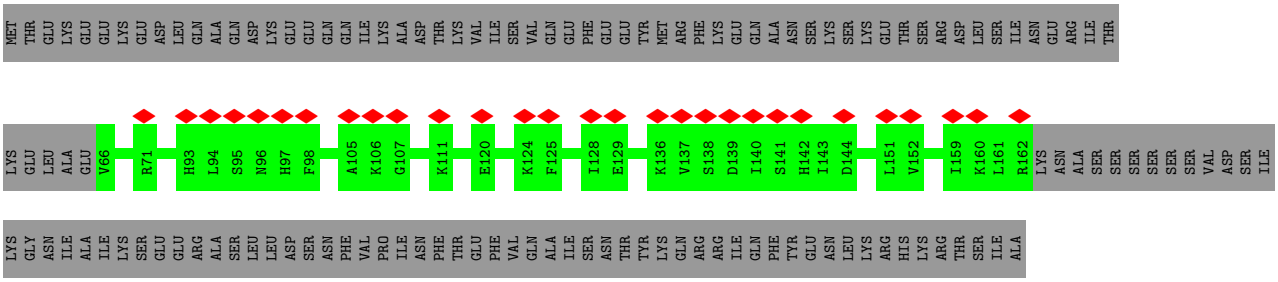

- Molecule 5: Scaffold protein

Chain fk:

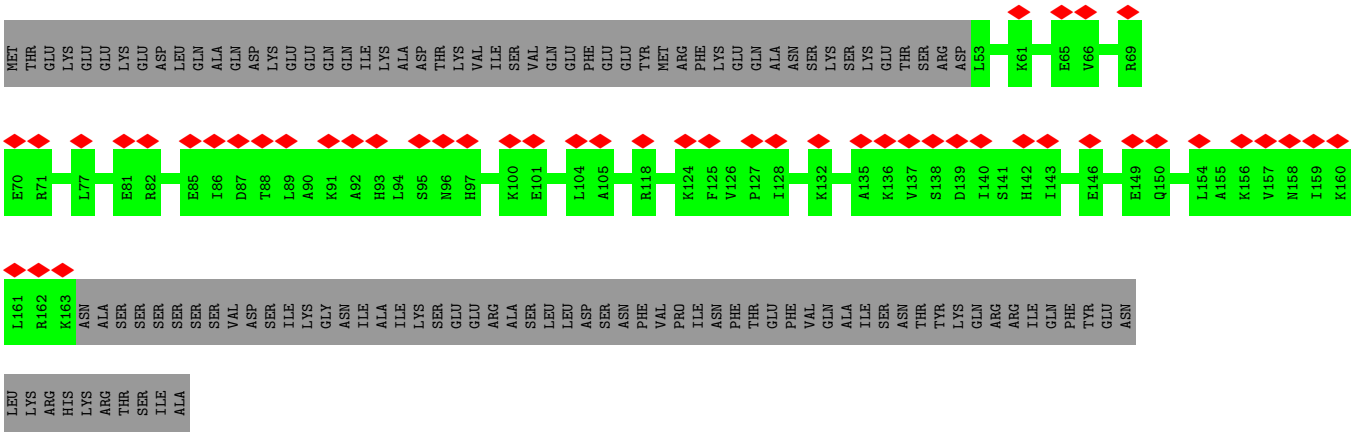

- Molecule 5: Scaffold protein

Chain fl:

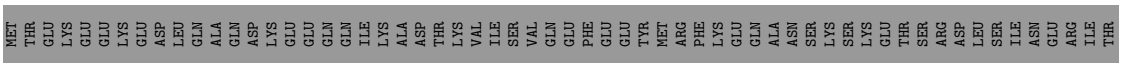



• Molecule 5: Scaffold protein

Chain fm:

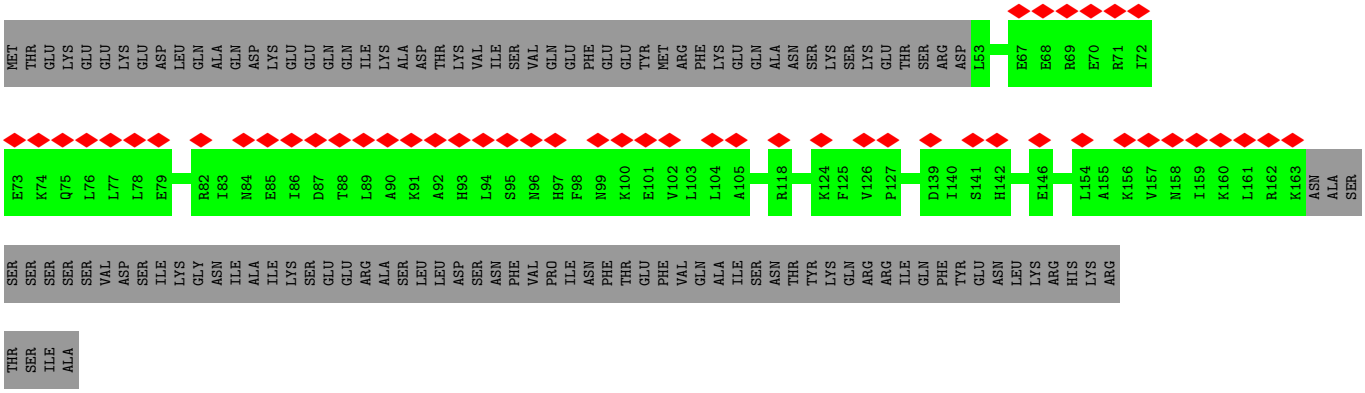

• Molecule 5: Scaffold protein

Chain fn:



• Molecule 5: Scaffold protein

Chain fo:



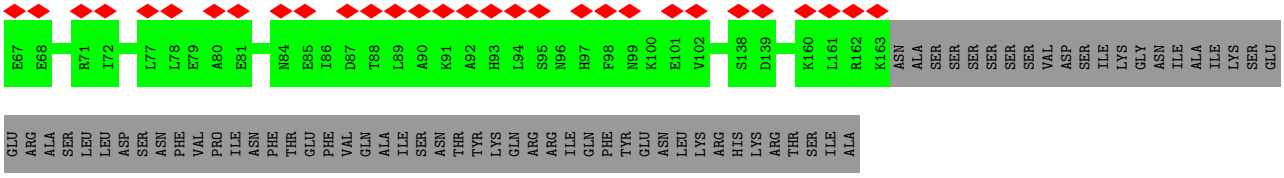

- Molecule 5: Scaffold protein

Chain fp:

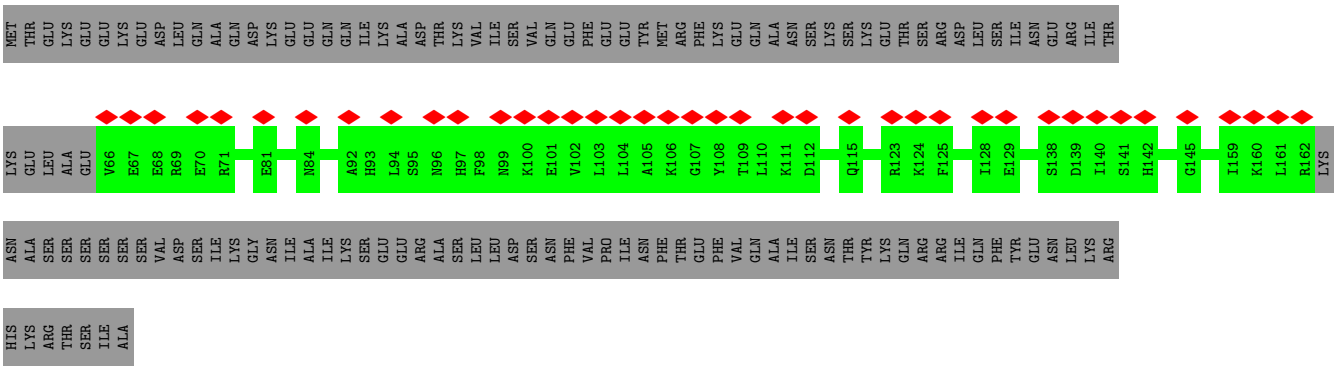

- Molecule 5: Scaffold protein

Chain fq:

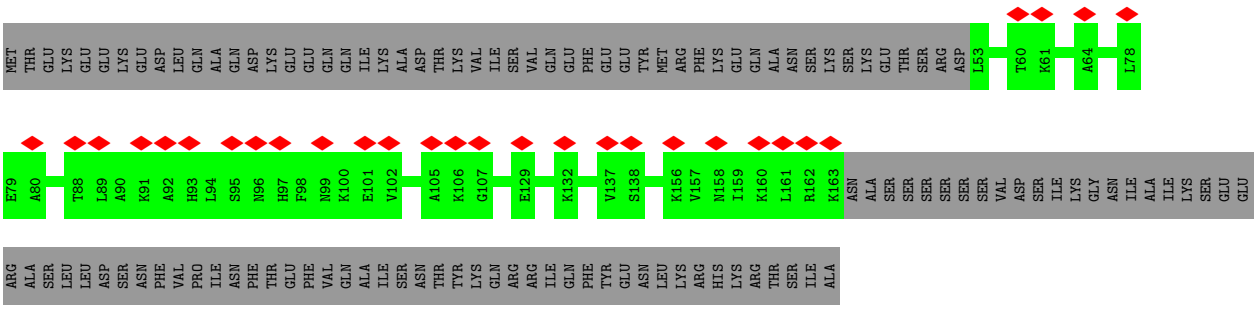

- Molecule 5: Scaffold protein

Chain fr:

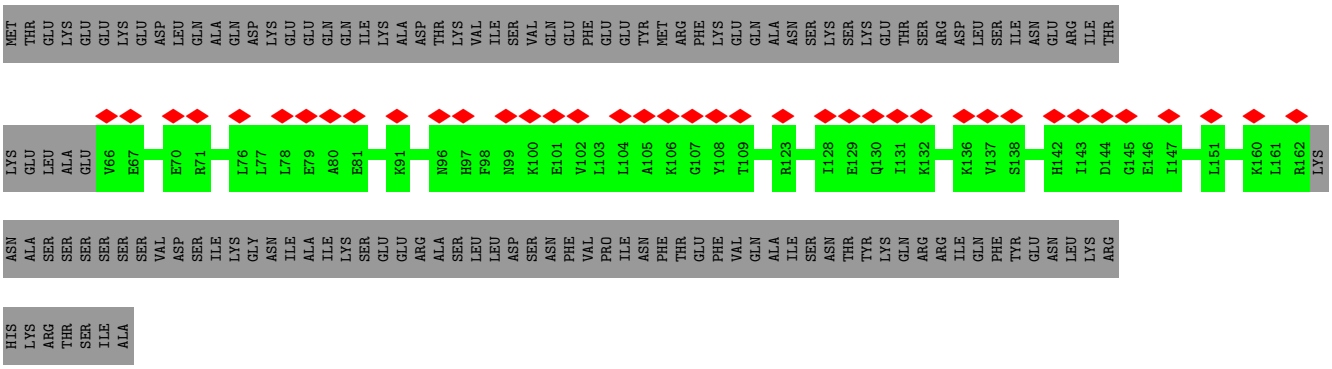

- Molecule 5: Scaffold protein

Chain fs:

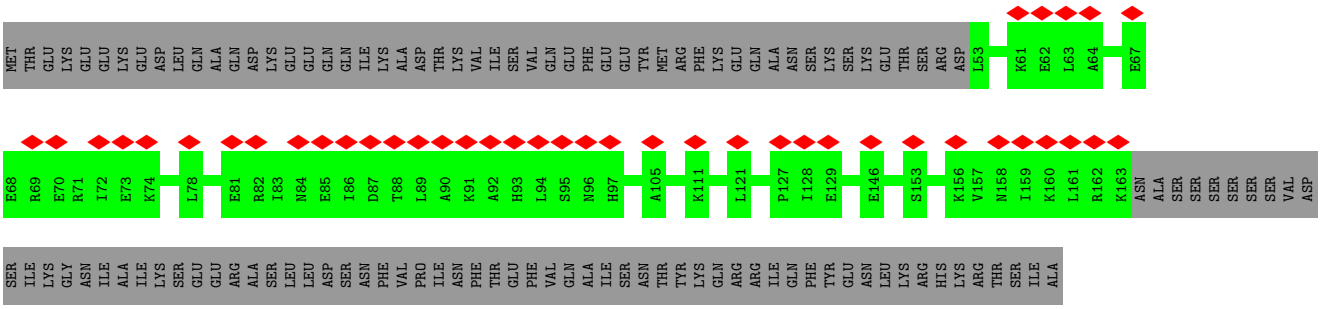

- Molecule 5: Scaffold protein

Chain ft:



- Molecule 5: Scaffold protein

Chain fu:



- Molecule 5: Scaffold protein

Chain fv:

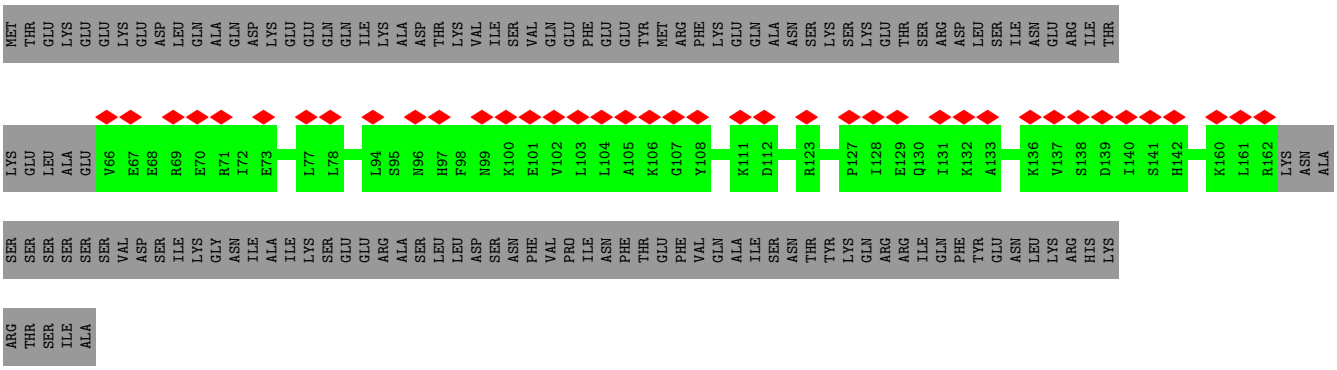

- Molecule 5: Scaffold protein

Chain fw:

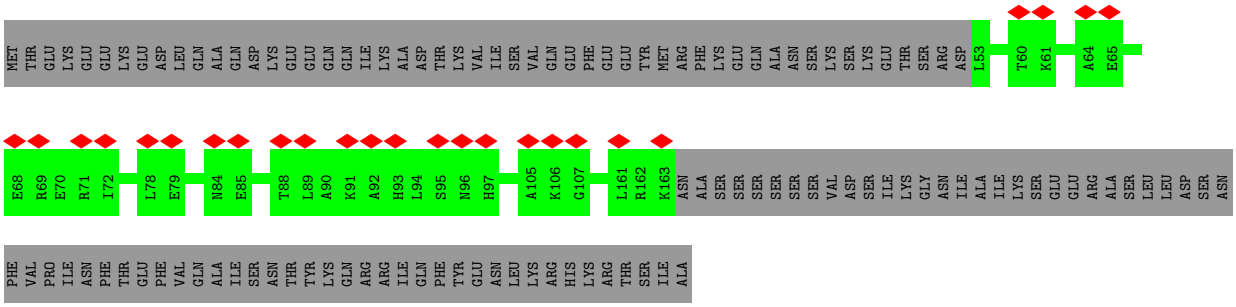

- Molecule 5: Scaffold protein

Chain fx:

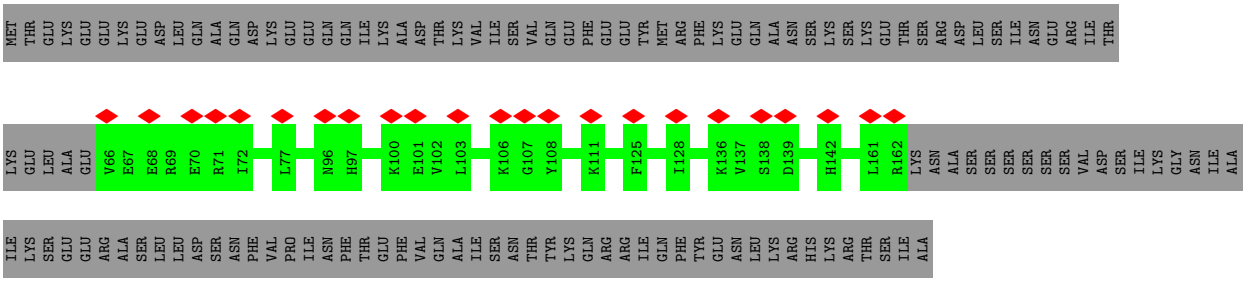

- Molecule 5: Scaffold protein

Chain fy:

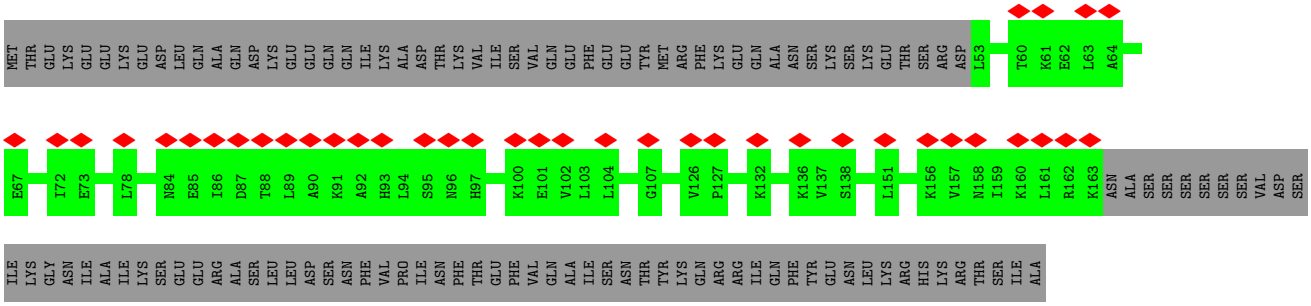

- Molecule 5: Scaffold protein

Chain fz:

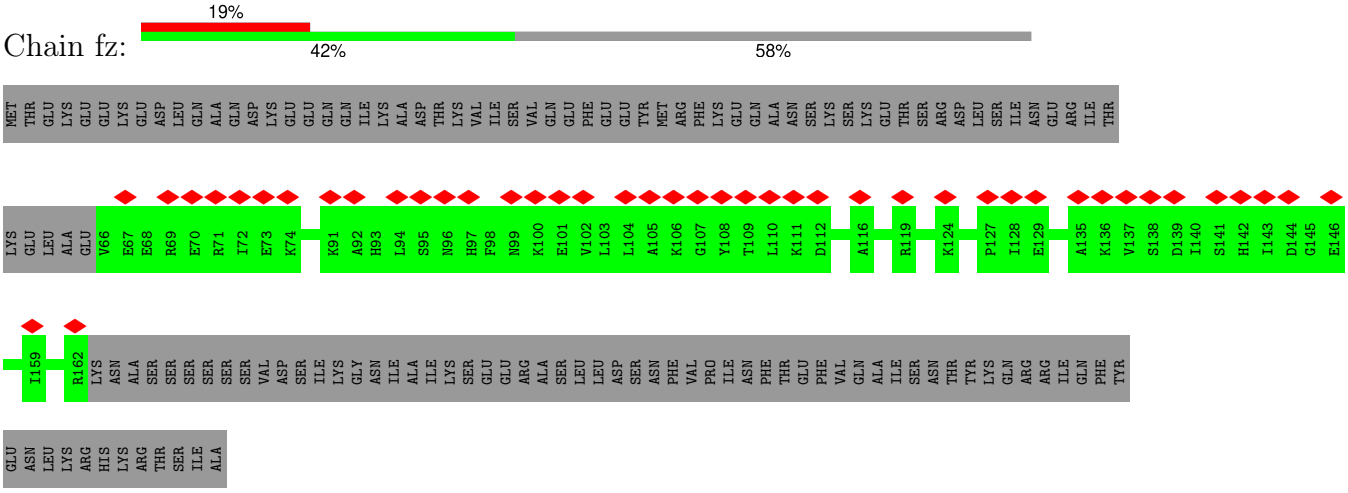

- Molecule 5: Scaffold protein

Chain gA:

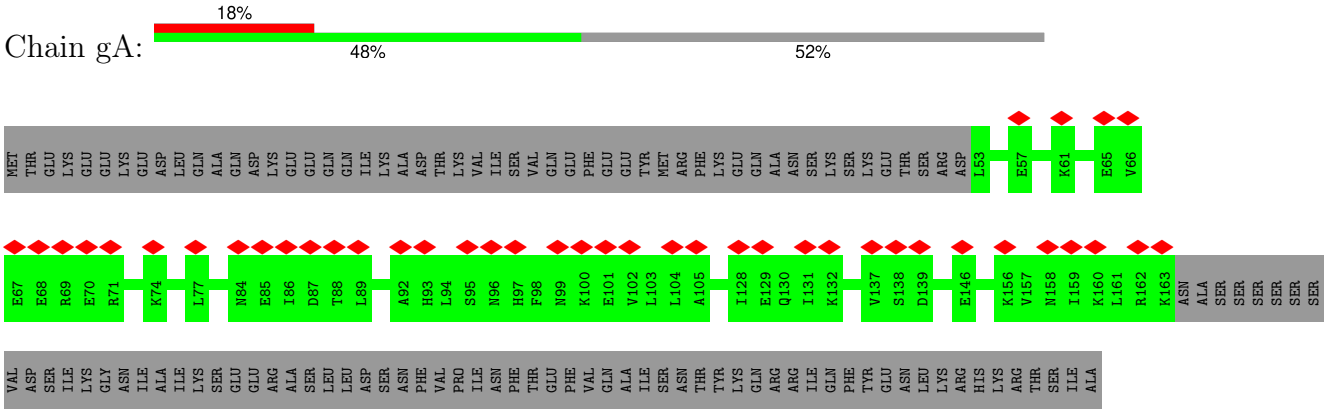

- Molecule 5: Scaffold protein

Chain gB:

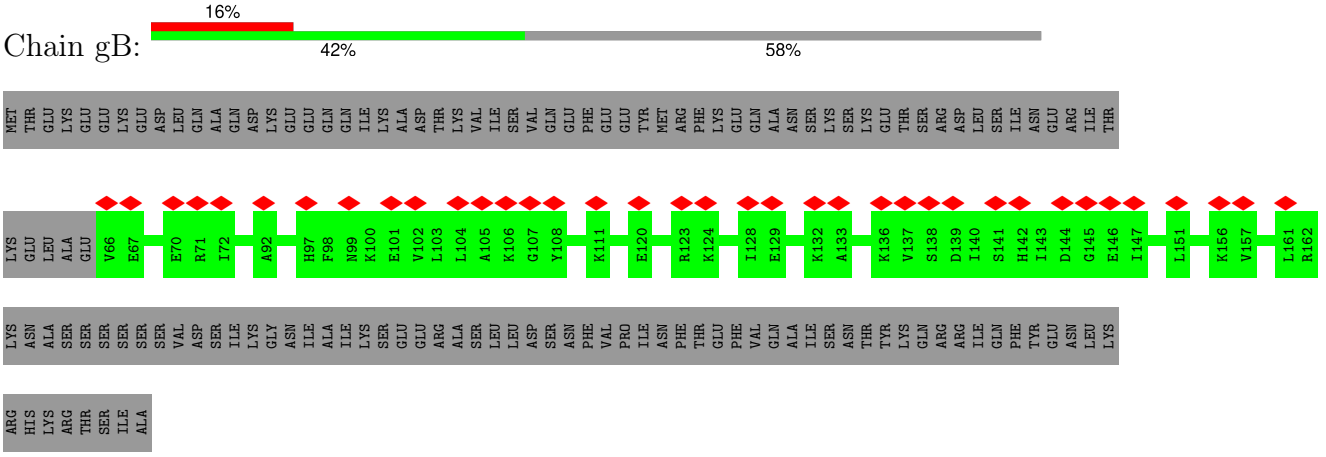

- Molecule 5: Scaffold protein

Chain gC:

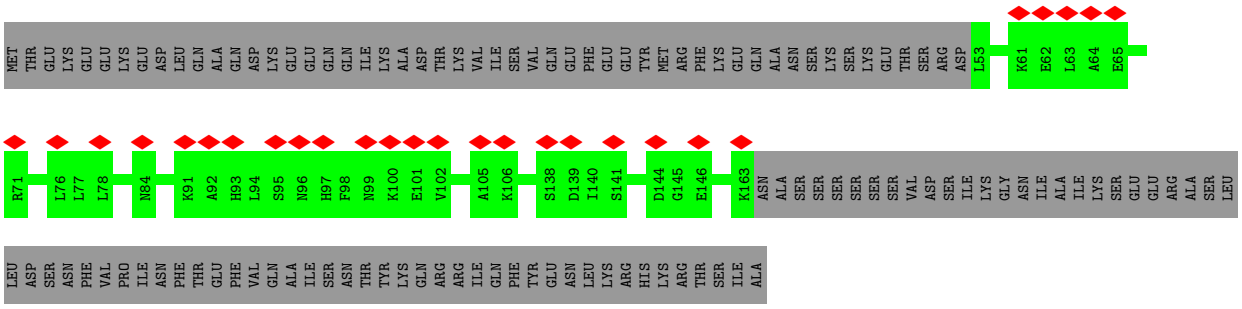

- Molecule 5: Scaffold protein

Chain gD:

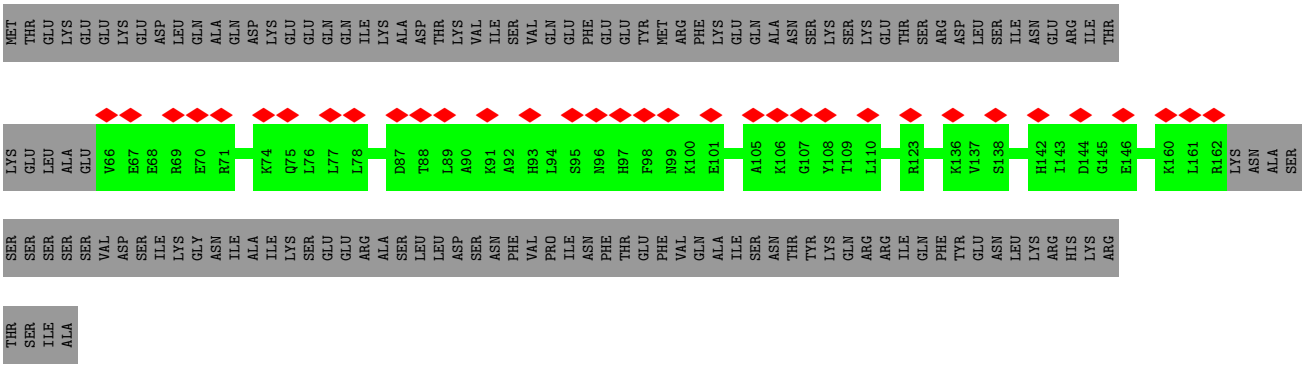

- Molecule 6: Putative phage portal protein

Chain Xx:

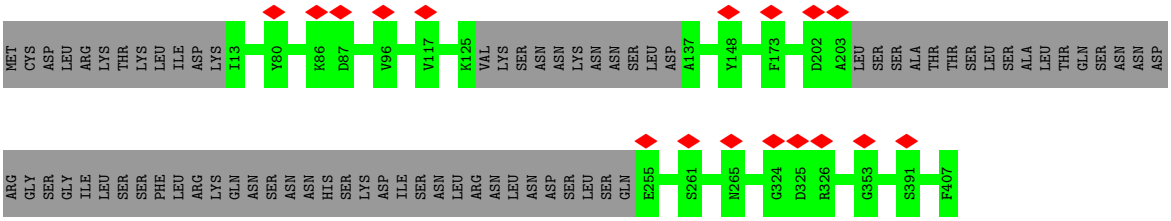

- Molecule 6: Putative phage portal protein

Chain Xy:

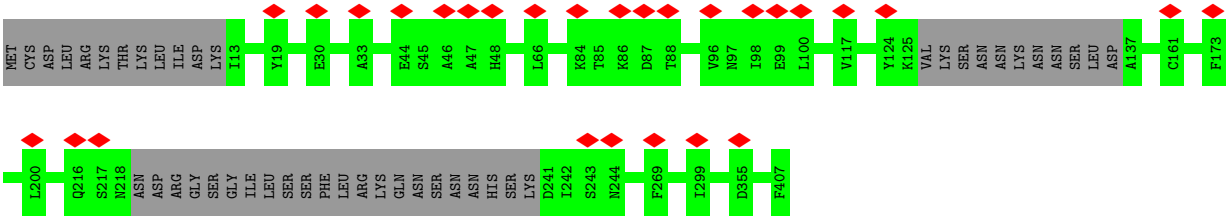

- Molecule 6: Putative phage portal protein

Chain Xz:

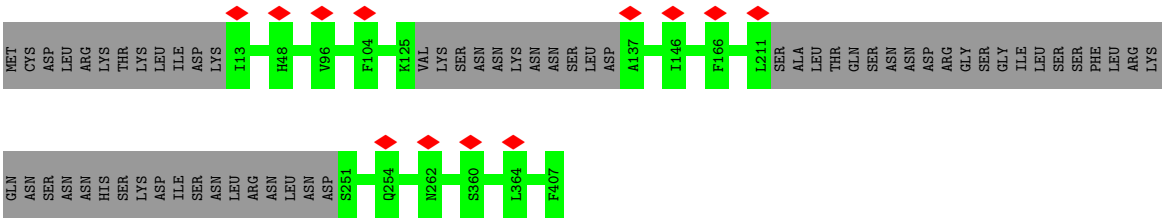

• Molecule 6: Putative phage portal protein

Chain YA:

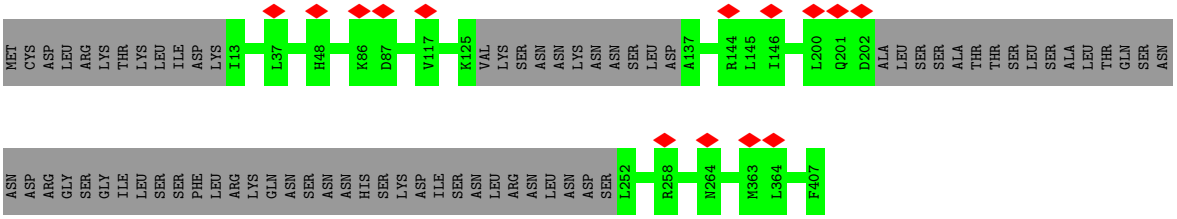

• Molecule 6: Putative phage portal protein

Chain YB:

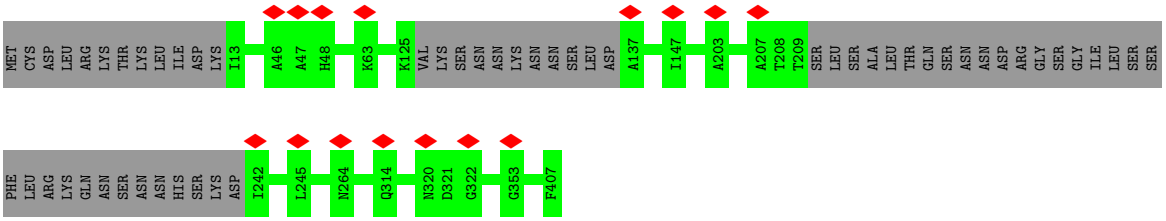

• Molecule 6: Putative phage portal protein

Chain YC:

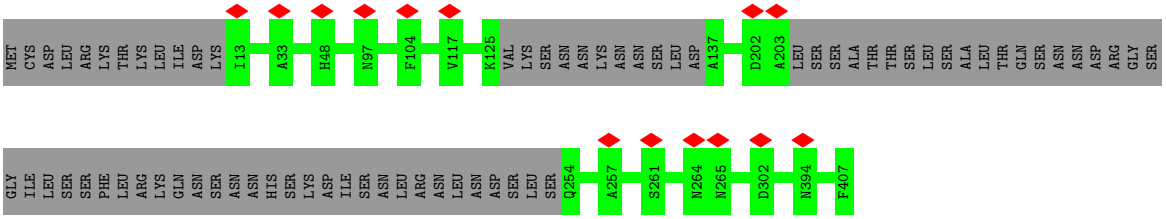

• Molecule 6: Putative phage portal protein

Chain YD:

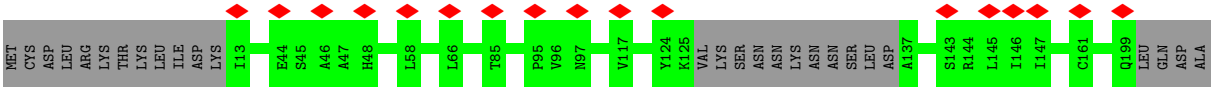

• Molecule 6: Putative phage portal protein

Chain YE:

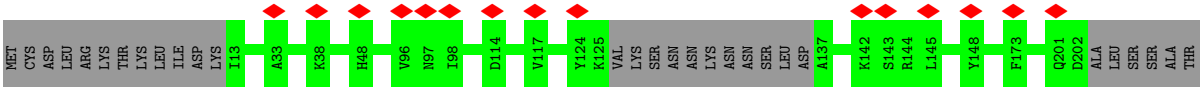

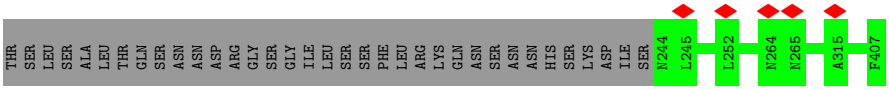

• Molecule 6: Putative phage portal protein

Chain YF:

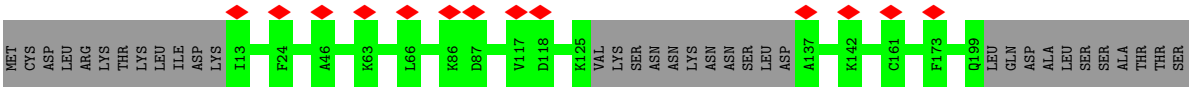

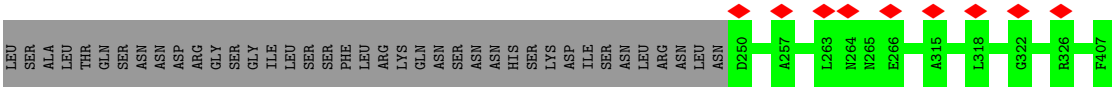

• Molecule 6: Putative phage portal protein

Chain YG:

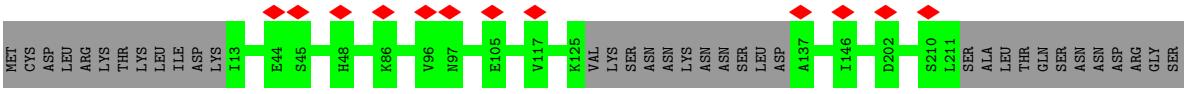



• Molecule 6: Putative phage portal protein

Chain YH:

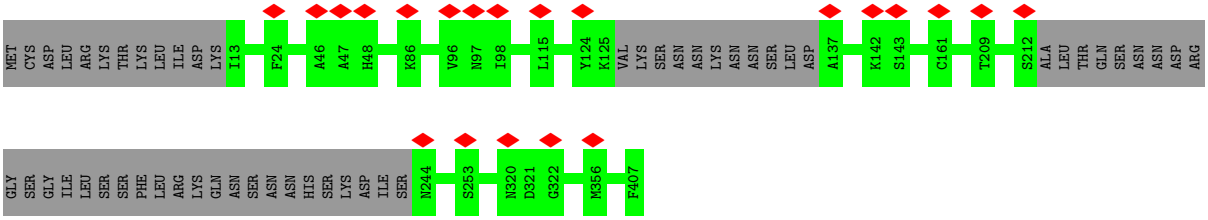

• Molecule 6: Putative phage portal protein

Chain YI:

5%
90%
10%

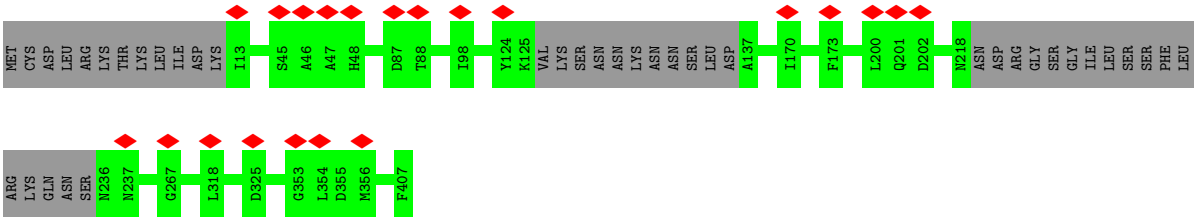
MET CYS ASP LEU ARG LYS THR LYS LEU ILE ASP LYS I13 S45 A46 A47 H48 D87 T88 I98 Y124 K125 VAL LYS SER ASN ASN LYS ASN ASN SER LEU ASP A137 I170 F173 L200 Q201 D202 N218 ASN ASP ARG GLY SER GLY ILE LEU SER SER PHE LEU
ARG LYS GLN ASN SER N236 N237 G267 L318 D325 G353 L354 D355 M356 F407

4 Experimental information (i)

Property	Value	Source
EM reconstruction method	SINGLE PARTICLE	Depositor
Imposed symmetry	POINT, C1	Depositor
Number of particles used	6561	Depositor
Resolution determination method	FSC 0.143 CUT-OFF	Depositor
CTF correction method	PHASE FLIPPING AND AMPLITUDE CORRECTION	Depositor
Microscope	FEI TITAN KRIOS	Depositor
Voltage (kV)	300	Depositor
Electron dose ($e^-/Å^2$)	44	Depositor
Minimum defocus (nm)	500	Depositor
Maximum defocus (nm)	1800	Depositor
Magnification	165000	Depositor
Image detector	GATAN K3 (6k x 4k)	Depositor
Maximum map value	0.049	Depositor
Minimum map value	-0.017	Depositor
Average map value	0.000	Depositor
Map value standard deviation	0.002	Depositor
Recommended contour level	0.011	Depositor
Map size (Å)	1200.384, 1200.384, 1200.384	wwPDB
Map dimensions	720, 720, 720	wwPDB
Map angles (°)	90.0, 90.0, 90.0	wwPDB
Pixel spacing (Å)	1.6672001, 1.6672001, 1.6672001	Depositor

5 Model quality (i)

5.1 Standard geometry (i)

The Z score for a bond length (or angle) is the number of standard deviations the observed value is removed from the expected value. A bond length (or angle) with $|Z| > 5$ is considered an outlier worth inspection. RMSZ is the root-mean-square of all Z scores of the bond lengths (or angles).

Mol	Chain	Bond lengths		Bond angles	
		RMSZ	#|Z| >5	RMSZ	#|Z| >5
1	AA	0.27	0/2536	0.43	0/3428
1	AB	0.27	0/2558	0.42	0/3458
1	AC	0.27	0/2558	0.42	0/3458
1	AD	0.27	0/2536	0.43	0/3428
1	AE	0.27	0/2558	0.43	0/3458
1	AF	0.27	0/2558	0.42	0/3458
1	AG	0.27	0/2536	0.42	0/3428
1	AH	0.28	0/2558	0.44	0/3458
1	AI	0.27	0/2558	0.42	0/3458
1	AJ	0.27	0/2536	0.43	0/3428
1	AK	0.27	0/2558	0.43	0/3458
1	AL	0.27	0/2558	0.42	0/3458
1	AM	0.27	0/2536	0.42	0/3428
1	AN	0.27	0/2558	0.43	0/3458
1	AO	0.27	0/2558	0.43	0/3458
1	AP	0.27	0/2536	0.43	0/3428
1	AQ	0.27	0/2558	0.44	0/3458
1	AR	0.27	0/2558	0.42	0/3458
1	AS	0.26	0/2558	0.42	0/3458
1	AT	0.27	0/2558	0.43	0/3458
1	AU	0.27	0/2558	0.43	0/3458
1	AV	0.27	0/2558	0.43	0/3458
1	AW	0.26	0/2558	0.43	0/3458
1	AX	0.26	0/2558	0.43	0/3458
1	AY	0.26	0/2558	0.43	0/3458
1	AZ	0.26	0/2558	0.43	0/3458
1	Aa	0.26	0/2558	0.43	0/3458
1	Ab	0.26	0/2558	0.42	0/3458
1	Ac	0.26	0/2449	0.42	0/3309
1	Ad	0.27	0/2536	0.42	0/3428
1	Ae	0.26	0/2558	0.42	0/3458
1	Af	0.27	0/2558	0.42	0/3458
1	Ag	0.27	0/2536	0.42	0/3428
1	Ah	0.27	0/2558	0.43	0/3458

Mol	Chain	Bond lengths		Bond angles	
		RMSZ	#|Z| >5	RMSZ	#|Z| >5
1	Ai	0.27	0/2558	0.42	0/3458
1	Aj	0.27	0/2536	0.42	0/3428
1	Ak	0.27	0/2558	0.43	0/3458
1	Al	0.27	0/2558	0.42	0/3458
1	Am	0.27	0/2553	0.43	0/3450
1	An	0.27	0/2558	0.43	0/3458
1	Ao	0.27	0/2558	0.42	0/3458
1	Ap	0.27	0/2536	0.42	0/3428
1	Aq	0.27	0/2558	0.42	0/3458
1	Ar	0.27	0/2553	0.44	0/3450
1	As	0.27	0/2558	0.43	0/3458
1	At	0.27	0/2428	0.43	0/3281
1	Au	0.27	0/2558	0.43	0/3458
1	Av	0.27	0/2558	0.42	0/3458
1	Aw	0.26	0/2558	0.43	0/3458
1	Ax	0.26	0/2428	0.42	0/3281
1	Ay	0.27	0/2558	0.43	0/3458
1	Az	0.26	0/2558	0.42	0/3458
1	BA	0.26	0/2558	0.43	0/3458
1	BB	0.26	0/2558	0.42	0/3458
1	BC	0.26	0/2558	0.43	0/3458
1	BD	0.26	0/2558	0.42	0/3458
1	BE	0.26	0/2558	0.42	0/3458
1	BF	0.26	0/2558	0.42	0/3458
1	BG	0.26	0/2558	0.43	0/3458
1	BH	0.26	0/2558	0.42	0/3458
1	BI	0.26	0/2558	0.43	0/3458
1	BJ	0.27	0/2558	0.42	0/3458
1	BK	0.27	0/2558	0.43	0/3458
1	BL	0.26	0/2558	0.42	0/3458
1	BM	0.26	0/2558	0.43	0/3458
1	BN	0.26	0/2558	0.43	0/3458
1	BO	0.26	0/2558	0.42	0/3458
1	BP	0.26	0/2558	0.42	0/3458
1	BQ	0.26	0/2558	0.42	0/3458
1	BR	0.26	0/2558	0.43	0/3458
1	BS	0.26	0/2558	0.42	0/3458
1	BT	0.26	0/2558	0.42	0/3458
1	BU	0.26	0/2558	0.42	0/3458
1	BV	0.26	0/2558	0.43	0/3458
1	BW	0.26	0/2558	0.42	0/3458
1	BX	0.26	0/2558	0.43	0/3458
1	BY	0.26	0/2558	0.42	0/3458

Mol	Chain	Bond lengths		Bond angles	
		RMSZ	#|Z| >5	RMSZ	#|Z| >5
1	BZ	0.26	0/2558	0.42	0/3458
1	Ba	0.26	0/2558	0.42	0/3458
1	Bb	0.26	0/2558	0.42	0/3458
1	Bc	0.26	0/2558	0.43	0/3458
1	Bd	0.26	0/2558	0.42	0/3458
1	Be	0.26	0/2558	0.42	0/3458
1	Ep	0.27	0/2536	0.43	0/3428
1	Eq	0.27	0/2558	0.42	0/3458
1	Er	0.27	0/2558	0.43	0/3458
1	Es	0.27	0/2536	0.42	0/3428
1	Et	0.27	0/2558	0.43	0/3458
1	Eu	0.27	0/2558	0.42	0/3458
1	Ev	0.27	0/2536	0.42	0/3428
1	Ew	0.28	0/2558	0.44	0/3458
1	Ex	0.27	0/2558	0.43	0/3458
1	Ey	0.27	0/2536	0.43	0/3428
1	Ez	0.27	0/2558	0.43	0/3458
1	FA	0.27	0/2558	0.42	0/3458
1	FB	0.27	0/2536	0.42	0/3428
1	FC	0.27	0/2558	0.43	0/3458
1	FD	0.27	0/2558	0.43	0/3458
1	FE	0.27	0/2536	0.43	0/3428
1	FF	0.27	0/2558	0.44	0/3458
1	FG	0.27	0/2558	0.43	0/3458
1	FH	0.26	0/2558	0.42	0/3458
1	FI	0.27	0/2558	0.43	0/3458
1	FJ	0.27	0/2558	0.43	0/3458
1	FK	0.26	0/2558	0.43	0/3458
1	FL	0.26	0/2558	0.43	0/3458
1	FM	0.26	0/2558	0.43	0/3458
1	FN	0.26	0/2558	0.43	0/3458
1	FO	0.26	0/2558	0.43	0/3458
1	FP	0.26	0/2558	0.43	0/3458
1	FQ	0.26	0/2558	0.42	0/3458
1	FR	0.26	0/2449	0.42	0/3309
1	FS	0.27	0/2536	0.42	0/3428
1	FT	0.26	0/2558	0.42	0/3458
1	FU	0.27	0/2558	0.42	0/3458
1	FV	0.27	0/2536	0.42	0/3428
1	FW	0.27	0/2558	0.43	0/3458
1	FX	0.27	0/2558	0.42	0/3458
1	FY	0.27	0/2536	0.42	0/3428
1	FZ	0.27	0/2558	0.43	0/3458

Mol	Chain	Bond lengths		Bond angles	
		RMSZ	#|Z| >5	RMSZ	#|Z| >5
1	Fa	0.27	0/2558	0.42	0/3458
1	Fb	0.27	0/2553	0.43	0/3450
1	Fc	0.27	0/2558	0.43	0/3458
1	Fd	0.27	0/2558	0.42	0/3458
1	Fe	0.27	0/2536	0.42	0/3428
1	Ff	0.26	0/2558	0.43	0/3458
1	Fg	0.28	0/2553	0.44	0/3450
1	Fh	0.27	0/2558	0.43	0/3458
1	Fi	0.27	0/2428	0.43	0/3281
1	Fj	0.27	0/2558	0.43	0/3458
1	Fk	0.27	0/2558	0.42	0/3458
1	Fl	0.26	0/2558	0.43	0/3458
1	Fm	0.26	0/2428	0.42	0/3281
1	Fn	0.27	0/2558	0.43	0/3458
1	Fo	0.26	0/2558	0.42	0/3458
1	Fp	0.26	0/2558	0.42	0/3458
1	Fq	0.26	0/2558	0.42	0/3458
1	Fr	0.26	0/2558	0.43	0/3458
1	Fs	0.26	0/2558	0.42	0/3458
1	Ft	0.26	0/2558	0.42	0/3458
1	Fu	0.26	0/2558	0.42	0/3458
1	Fv	0.26	0/2558	0.43	0/3458
1	Fw	0.26	0/2558	0.42	0/3458
1	Fx	0.26	0/2558	0.43	0/3458
1	Fy	0.26	0/2558	0.42	0/3458
1	Fz	0.27	0/2558	0.43	0/3458
1	GA	0.26	0/2558	0.42	0/3458
1	GB	0.26	0/2558	0.43	0/3458
1	GC	0.26	0/2558	0.43	0/3458
1	GD	0.27	0/2558	0.42	0/3458
1	GE	0.26	0/2558	0.42	0/3458
1	GF	0.26	0/2558	0.42	0/3458
1	GG	0.26	0/2558	0.43	0/3458
1	GH	0.26	0/2558	0.42	0/3458
1	GI	0.26	0/2558	0.42	0/3458
1	GJ	0.26	0/2558	0.42	0/3458
1	GK	0.26	0/2558	0.43	0/3458
1	GL	0.26	0/2558	0.42	0/3458
1	GM	0.26	0/2558	0.43	0/3458
1	GN	0.26	0/2558	0.42	0/3458
1	GO	0.26	0/2558	0.42	0/3458
1	GP	0.26	0/2558	0.42	0/3458
1	GQ	0.26	0/2558	0.42	0/3458

Mol	Chain	Bond lengths		Bond angles	
		RMSZ	#|Z| >5	RMSZ	#|Z| >5
1	GR	0.26	0/2558	0.43	0/3458
1	GS	0.26	0/2558	0.42	0/3458
1	GT	0.26	0/2558	0.42	0/3458
1	Je	0.27	0/2536	0.43	0/3428
1	Jf	0.27	0/2558	0.42	0/3458
1	Jg	0.27	0/2558	0.42	0/3458
1	Jh	0.27	0/2536	0.43	0/3428
1	Ji	0.27	0/2558	0.43	0/3458
1	Jj	0.27	0/2558	0.42	0/3458
1	Jk	0.27	0/2536	0.42	0/3428
1	Jl	0.27	0/2558	0.44	0/3458
1	Jm	0.27	0/2558	0.43	0/3458
1	Jn	0.27	0/2536	0.43	0/3428
1	Jo	0.27	0/2558	0.43	0/3458
1	Jp	0.27	0/2558	0.42	0/3458
1	Jq	0.27	0/2536	0.42	0/3428
1	Jr	0.27	0/2558	0.43	0/3458
1	Js	0.27	0/2558	0.43	0/3458
1	Jt	0.27	0/2536	0.43	0/3428
1	Ju	0.27	0/2558	0.44	0/3458
1	Jv	0.27	0/2558	0.42	0/3458
1	Jw	0.26	0/2558	0.42	0/3458
1	Jx	0.27	0/2558	0.43	0/3458
1	Jy	0.26	0/2558	0.43	0/3458
1	Jz	0.26	0/2558	0.43	0/3458
1	KA	0.26	0/2558	0.43	0/3458
1	KB	0.26	0/2558	0.43	0/3458
1	KC	0.26	0/2558	0.43	0/3458
1	KD	0.26	0/2558	0.43	0/3458
1	KE	0.26	0/2558	0.43	0/3458
1	KF	0.26	0/2558	0.42	0/3458
1	KG	0.26	0/2449	0.42	0/3309
1	KH	0.27	0/2536	0.42	0/3428
1	KI	0.26	0/2558	0.42	0/3458
1	KJ	0.27	0/2558	0.42	0/3458
1	KK	0.27	0/2536	0.42	0/3428
1	KL	0.27	0/2558	0.43	0/3458
1	KM	0.27	0/2558	0.42	0/3458
1	KN	0.27	0/2536	0.42	0/3428
1	KO	0.26	0/2558	0.43	0/3458
1	KP	0.27	0/2558	0.42	0/3458
1	KQ	0.27	0/2553	0.43	0/3450
1	KR	0.27	0/2558	0.43	0/3458

Mol	Chain	Bond lengths		Bond angles	
		RMSZ	#|Z| >5	RMSZ	#|Z| >5
1	KS	0.27	0/2558	0.42	0/3458
1	KT	0.27	0/2536	0.42	0/3428
1	KU	0.26	0/2558	0.43	0/3458
1	KV	0.28	0/2553	0.44	0/3450
1	KW	0.27	0/2558	0.43	0/3458
1	KX	0.27	0/2428	0.43	0/3281
1	KY	0.27	0/2558	0.43	0/3458
1	KZ	0.26	0/2558	0.42	0/3458
1	Ka	0.27	0/2558	0.43	0/3458
1	Kb	0.26	0/2428	0.42	0/3281
1	Kc	0.26	0/2558	0.43	0/3458
1	Kd	0.26	0/2558	0.42	0/3458
1	Ke	0.26	0/2558	0.42	0/3458
1	Kf	0.26	0/2558	0.42	0/3458
1	Kg	0.26	0/2558	0.43	0/3458
1	Kh	0.26	0/2558	0.42	0/3458
1	Ki	0.26	0/2558	0.42	0/3458
1	Kj	0.26	0/2558	0.42	0/3458
1	Kk	0.26	0/2558	0.43	0/3458
1	Kl	0.26	0/2558	0.42	0/3458
1	Km	0.26	0/2558	0.43	0/3458
1	Kn	0.27	0/2558	0.42	0/3458
1	Ko	0.27	0/2558	0.43	0/3458
1	Kp	0.26	0/2558	0.42	0/3458
1	Kq	0.26	0/2558	0.42	0/3458
1	Kr	0.26	0/2558	0.43	0/3458
1	Ks	0.26	0/2558	0.42	0/3458
1	Kt	0.26	0/2558	0.42	0/3458
1	Ku	0.26	0/2558	0.42	0/3458
1	Kv	0.26	0/2558	0.43	0/3458
1	Kw	0.26	0/2558	0.42	0/3458
1	Kx	0.26	0/2558	0.42	0/3458
1	Ky	0.26	0/2558	0.42	0/3458
1	Kz	0.26	0/2558	0.42	0/3458
1	LA	0.26	0/2558	0.43	0/3458
1	LB	0.26	0/2558	0.43	0/3458
1	LC	0.26	0/2558	0.42	0/3458
1	LD	0.26	0/2558	0.42	0/3458
1	LE	0.26	0/2558	0.42	0/3458
1	LF	0.26	0/2558	0.42	0/3458
1	LG	0.26	0/2558	0.43	0/3458
1	LH	0.26	0/2558	0.42	0/3458
1	LI	0.26	0/2558	0.42	0/3458

Mol	Chain	Bond lengths		Bond angles	
		RMSZ	#|Z| >5	RMSZ	#|Z| >5
1	OT	0.27	0/2536	0.43	0/3428
1	OU	0.27	0/2558	0.42	0/3458
1	OV	0.27	0/2558	0.43	0/3458
1	OW	0.27	0/2536	0.42	0/3428
1	OX	0.27	0/2558	0.43	0/3458
1	OY	0.27	0/2558	0.42	0/3458
1	OZ	0.27	0/2536	0.42	0/3428
1	Oa	0.27	0/2558	0.44	0/3458
1	Ob	0.27	0/2558	0.43	0/3458
1	Oc	0.27	0/2536	0.43	0/3428
1	Od	0.27	0/2558	0.43	0/3458
1	Oe	0.27	0/2558	0.42	0/3458
1	Of	0.27	0/2536	0.42	0/3428
1	Og	0.27	0/2558	0.43	0/3458
1	Oh	0.27	0/2558	0.43	0/3458
1	Oi	0.27	0/2536	0.42	0/3428
1	Oj	0.27	0/2558	0.44	0/3458
1	Ok	0.27	0/2558	0.43	0/3458
1	Ol	0.26	0/2558	0.42	0/3458
1	Om	0.27	0/2558	0.43	0/3458
1	On	0.27	0/2558	0.43	0/3458
1	Oo	0.26	0/2558	0.43	0/3458
1	Op	0.26	0/2558	0.43	0/3458
1	Oq	0.26	0/2558	0.43	0/3458
1	Or	0.26	0/2558	0.43	0/3458
1	Os	0.26	0/2558	0.43	0/3458
1	Ot	0.26	0/2558	0.43	0/3458
1	Ou	0.26	0/2558	0.42	0/3458
1	Ov	0.26	0/2449	0.42	0/3309
1	Ow	0.27	0/2536	0.42	0/3428
1	Ox	0.26	0/2558	0.42	0/3458
1	Oy	0.27	0/2558	0.42	0/3458
1	Oz	0.27	0/2536	0.42	0/3428
1	PA	0.27	0/2558	0.43	0/3458
1	PB	0.27	0/2558	0.42	0/3458
1	PC	0.27	0/2536	0.42	0/3428
1	PD	0.27	0/2558	0.43	0/3458
1	PE	0.27	0/2558	0.42	0/3458
1	PF	0.27	0/2553	0.43	0/3450
1	PG	0.27	0/2558	0.43	0/3458
1	PH	0.27	0/2558	0.42	0/3458
1	PI	0.27	0/2536	0.42	0/3428
1	PJ	0.26	0/2558	0.43	0/3458

Mol	Chain	Bond lengths		Bond angles	
		RMSZ	#|Z| >5	RMSZ	#|Z| >5
1	PK	0.28	0/2553	0.44	0/3450
1	PL	0.27	0/2558	0.43	0/3458
1	PM	0.27	0/2428	0.43	0/3281
1	PN	0.27	0/2558	0.43	0/3458
1	PO	0.27	0/2558	0.42	0/3458
1	PP	0.26	0/2558	0.43	0/3458
1	PQ	0.26	0/2428	0.42	0/3281
1	PR	0.27	0/2558	0.43	0/3458
1	PS	0.26	0/2558	0.42	0/3458
1	PT	0.26	0/2558	0.42	0/3458
1	PU	0.26	0/2558	0.42	0/3458
1	PV	0.26	0/2558	0.43	0/3458
1	PW	0.26	0/2558	0.42	0/3458
1	PX	0.26	0/2558	0.42	0/3458
1	PY	0.26	0/2558	0.42	0/3458
1	PZ	0.26	0/2558	0.43	0/3458
1	Pa	0.26	0/2558	0.42	0/3458
1	Pb	0.26	0/2558	0.43	0/3458
1	Pc	0.27	0/2558	0.42	0/3458
1	Pd	0.27	0/2558	0.43	0/3458
1	Pe	0.26	0/2558	0.42	0/3458
1	Pf	0.26	0/2558	0.42	0/3458
1	Pg	0.26	0/2558	0.43	0/3458
1	Ph	0.26	0/2558	0.42	0/3458
1	Pi	0.26	0/2558	0.42	0/3458
1	Pj	0.26	0/2558	0.42	0/3458
1	Pk	0.26	0/2558	0.43	0/3458
1	Pl	0.26	0/2558	0.42	0/3458
1	Pm	0.26	0/2558	0.42	0/3458
1	Pn	0.26	0/2558	0.42	0/3458
1	Po	0.26	0/2558	0.43	0/3458
1	Pp	0.26	0/2558	0.42	0/3458
1	Pq	0.26	0/2558	0.43	0/3458
1	Pr	0.26	0/2558	0.42	0/3458
1	Ps	0.26	0/2558	0.42	0/3458
1	Pt	0.26	0/2558	0.42	0/3458
1	Pu	0.26	0/2558	0.42	0/3458
1	Pv	0.26	0/2558	0.43	0/3458
1	Pw	0.26	0/2558	0.42	0/3458
1	Px	0.26	0/2558	0.42	0/3458
1	TI	0.27	0/2536	0.43	0/3428
1	TJ	0.27	0/2558	0.42	0/3458
1	TK	0.27	0/2558	0.42	0/3458

Mol	Chain	Bond lengths		Bond angles	
		RMSZ	#|Z| >5	RMSZ	#|Z| >5
1	TL	0.27	0/2536	0.42	0/3428
1	TM	0.27	0/2558	0.43	0/3458
1	TN	0.27	0/2558	0.42	0/3458
1	TO	0.27	0/2536	0.42	0/3428
1	TP	0.28	0/2558	0.44	0/3458
1	TQ	0.27	0/2558	0.43	0/3458
1	TR	0.27	0/2536	0.43	0/3428
1	TS	0.27	0/2558	0.43	0/3458
1	TT	0.27	0/2558	0.42	0/3458
1	TU	0.27	0/2536	0.42	0/3428
1	TV	0.27	0/2558	0.43	0/3458
1	TW	0.27	0/2558	0.43	0/3458
1	TX	0.27	0/2536	0.43	0/3428
1	TY	0.27	0/2558	0.44	0/3458
1	TZ	0.27	0/2558	0.43	0/3458
1	Ta	0.26	0/2558	0.42	0/3458
1	Tb	0.27	0/2558	0.43	0/3458
1	Tc	0.26	0/2558	0.43	0/3458
1	Td	0.26	0/2558	0.43	0/3458
1	Te	0.26	0/2558	0.43	0/3458
1	Tf	0.26	0/2558	0.43	0/3458
1	Tg	0.26	0/2558	0.43	0/3458
1	Th	0.26	0/2558	0.43	0/3458
1	Ti	0.26	0/2558	0.43	0/3458
1	Tj	0.26	0/2558	0.42	0/3458
1	Tk	0.26	0/2449	0.42	0/3309
1	Tl	0.27	0/2536	0.42	0/3428
1	Tm	0.26	0/2558	0.42	0/3458
1	Tn	0.27	0/2558	0.42	0/3458
1	To	0.27	0/2536	0.42	0/3428
1	Tp	0.27	0/2558	0.43	0/3458
1	Tq	0.27	0/2558	0.42	0/3458
1	Tr	0.27	0/2536	0.42	0/3428
1	Ts	0.27	0/2558	0.43	0/3458
1	Tt	0.27	0/2558	0.42	0/3458
1	Tu	0.27	0/2553	0.43	0/3450
1	Tv	0.27	0/2558	0.43	0/3458
1	Tw	0.27	0/2558	0.42	0/3458
1	Tx	0.27	0/2536	0.42	0/3428
1	Ty	0.27	0/2558	0.43	0/3458
1	Tz	0.27	0/2553	0.44	0/3450
1	UA	0.27	0/2558	0.43	0/3458
1	UB	0.27	0/2428	0.43	0/3281

Mol	Chain	Bond lengths		Bond angles	
		RMSZ	#|Z| >5	RMSZ	#|Z| >5
1	UC	0.27	0/2558	0.43	0/3458
1	UD	0.27	0/2558	0.42	0/3458
1	UE	0.26	0/2558	0.43	0/3458
1	UF	0.26	0/2428	0.42	0/3281
1	UG	0.27	0/2558	0.43	0/3458
1	UH	0.26	0/2558	0.42	0/3458
1	UI	0.26	0/2558	0.43	0/3458
1	UJ	0.26	0/2558	0.42	0/3458
1	UK	0.26	0/2558	0.43	0/3458
1	UL	0.26	0/2558	0.42	0/3458
1	UM	0.26	0/2558	0.42	0/3458
1	UN	0.26	0/2558	0.42	0/3458
1	UO	0.26	0/2558	0.43	0/3458
1	UP	0.26	0/2558	0.42	0/3458
1	UQ	0.26	0/2558	0.43	0/3458
1	UR	0.27	0/2558	0.42	0/3458
1	US	0.27	0/2558	0.43	0/3458
1	UT	0.26	0/2558	0.42	0/3458
1	UU	0.26	0/2558	0.43	0/3458
1	UV	0.26	0/2558	0.43	0/3458
1	UW	0.26	0/2558	0.42	0/3458
1	UX	0.26	0/2558	0.42	0/3458
1	UY	0.26	0/2558	0.42	0/3458
1	UZ	0.26	0/2558	0.43	0/3458
1	Ua	0.26	0/2558	0.42	0/3458
1	Ub	0.26	0/2558	0.42	0/3458
1	Uc	0.26	0/2558	0.42	0/3458
1	Ud	0.26	0/2558	0.43	0/3458
1	Ue	0.26	0/2558	0.42	0/3458
1	Uf	0.26	0/2558	0.43	0/3458
1	Ug	0.27	0/2558	0.42	0/3458
1	Uh	0.26	0/2558	0.42	0/3458
1	Ui	0.26	0/2558	0.42	0/3458
1	Uj	0.26	0/2558	0.42	0/3458
1	Uk	0.26	0/2558	0.43	0/3458
1	Ul	0.26	0/2558	0.42	0/3458
1	Um	0.26	0/2558	0.42	0/3458
2	Bf	0.27	0/1195	0.46	0/1608
2	Bg	0.27	0/1177	0.45	0/1583
2	Bh	0.27	0/1190	0.45	0/1601
2	Bi	0.27	0/1182	0.46	0/1590
2	Bj	0.27	0/1190	0.45	0/1601
2	Bk	0.27	0/1182	0.45	0/1590

Mol	Chain	Bond lengths		Bond angles	
		RMSZ	#|Z| >5	RMSZ	#|Z| >5
2	Bl	0.27	0/1190	0.46	0/1601
2	Bm	0.27	0/1187	0.45	0/1597
2	Bn	0.27	0/1190	0.45	0/1601
2	Bo	0.27	0/1182	0.45	0/1590
2	Bp	0.27	0/1182	0.45	0/1590
2	Bq	0.27	0/1177	0.45	0/1583
2	Br	0.27	0/1190	0.45	0/1601
2	Bs	0.28	0/1306	0.47	0/1755
2	Bt	0.27	0/1190	0.46	0/1601
2	Bu	0.26	0/1178	0.44	0/1586
2	Bv	0.27	0/1182	0.44	0/1590
2	Bw	0.27	0/1178	0.45	0/1586
2	Bx	0.26	0/1216	0.45	0/1637
2	By	0.27	0/1165	0.44	0/1568
2	Bz	0.26	0/1190	0.46	0/1601
2	CA	0.25	0/931	0.45	0/1252
2	CB	0.27	0/1216	0.45	0/1637
2	CC	0.27	0/1181	0.45	0/1590
2	CD	0.28	0/1229	0.47	0/1655
2	CE	0.27	0/1212	0.45	0/1633
2	CF	0.27	0/1190	0.45	0/1601
2	CG	0.26	0/1356	0.45	0/1823
2	CH	0.27	0/1182	0.45	0/1590
2	CI	0.26	0/1207	0.45	0/1626
2	CJ	0.27	0/1293	0.44	0/1737
2	CK	0.26	0/1306	0.44	0/1755
2	CL	0.27	0/1177	0.45	0/1583
2	CM	0.26	0/1190	0.45	0/1601
2	CN	0.27	0/1182	0.44	0/1590
2	CO	0.26	0/1322	0.44	0/1776
2	CP	0.26	0/1178	0.45	0/1586
2	CQ	0.26	0/1216	0.45	0/1637
2	CR	0.26	0/1165	0.44	0/1568
2	CS	0.27	0/1190	0.45	0/1601
2	CT	0.26	0/1178	0.45	0/1586
2	CU	0.26	0/1216	0.45	0/1637
2	CV	0.27	0/1165	0.44	0/1568
2	CW	0.26	0/1190	0.45	0/1601
2	CX	0.26	0/1178	0.45	0/1586
2	CY	0.26	0/1216	0.45	0/1637
2	CZ	0.27	0/1165	0.44	0/1568
2	Ca	0.26	0/1190	0.45	0/1601
2	Cb	0.27	0/1178	0.45	0/1586

Mol	Chain	Bond lengths		Bond angles	
		RMSZ	#|Z| >5	RMSZ	#|Z| >5
2	Cc	0.27	0/1216	0.45	0/1637
2	Cd	0.26	0/1165	0.44	0/1568
2	Ce	0.27	0/1190	0.46	0/1601
2	Cf	0.27	0/1178	0.45	0/1586
2	Cg	0.26	0/1216	0.45	0/1637
2	Ch	0.27	0/1165	0.45	0/1568
2	Ci	0.27	0/1190	0.46	0/1601
2	GU	0.27	0/1195	0.46	0/1608
2	GV	0.27	0/1177	0.45	0/1583
2	GW	0.27	0/1190	0.45	0/1601
2	GX	0.27	0/1182	0.46	0/1590
2	GY	0.27	0/1190	0.45	0/1601
2	GZ	0.26	0/1182	0.45	0/1590
2	Ga	0.27	0/1190	0.46	0/1601
2	Gb	0.27	0/1187	0.45	0/1597
2	Gc	0.27	0/1190	0.45	0/1601
2	Gd	0.27	0/1182	0.45	0/1590
2	Ge	0.27	0/1182	0.45	0/1590
2	Gf	0.27	0/1177	0.45	0/1583
2	Gg	0.27	0/1190	0.45	0/1601
2	Gh	0.28	0/1306	0.47	0/1755
2	Gi	0.27	0/1190	0.45	0/1601
2	Gj	0.26	0/1178	0.44	0/1586
2	Gk	0.27	0/1182	0.44	0/1590
2	Gl	0.27	0/1178	0.44	0/1586
2	Gm	0.26	0/1216	0.45	0/1637
2	Gn	0.27	0/1165	0.44	0/1568
2	Go	0.26	0/1190	0.46	0/1601
2	Gp	0.25	0/931	0.44	0/1252
2	Gq	0.27	0/1216	0.45	0/1637
2	Gr	0.27	0/1181	0.45	0/1590
2	Gs	0.28	0/1229	0.47	0/1655
2	Gt	0.27	0/1212	0.45	0/1633
2	Gu	0.27	0/1190	0.44	0/1601
2	Gv	0.26	0/1356	0.44	0/1823
2	Gw	0.27	0/1182	0.45	0/1590
2	Gx	0.26	0/1207	0.44	0/1626
2	Gy	0.27	0/1293	0.44	0/1737
2	Gz	0.26	0/1306	0.44	0/1755
2	HA	0.27	0/1177	0.45	0/1583
2	HB	0.26	0/1190	0.45	0/1601
2	HC	0.27	0/1182	0.44	0/1590
2	HD	0.26	0/1322	0.44	0/1776

Mol	Chain	Bond lengths		Bond angles	
		RMSZ	#|Z| >5	RMSZ	#|Z| >5
2	HE	0.26	0/1178	0.45	0/1586
2	HF	0.26	0/1216	0.45	0/1637
2	HG	0.26	0/1165	0.44	0/1568
2	HH	0.27	0/1190	0.45	0/1601
2	HI	0.26	0/1178	0.45	0/1586
2	HJ	0.26	0/1216	0.45	0/1637
2	HK	0.27	0/1165	0.44	0/1568
2	HL	0.26	0/1190	0.45	0/1601
2	HM	0.26	0/1178	0.45	0/1586
2	HN	0.26	0/1216	0.44	0/1637
2	HO	0.27	0/1165	0.44	0/1568
2	HP	0.27	0/1190	0.45	0/1601
2	HQ	0.27	0/1178	0.45	0/1586
2	HR	0.26	0/1216	0.45	0/1637
2	HS	0.27	0/1165	0.44	0/1568
2	HT	0.27	0/1190	0.46	0/1601
2	HU	0.27	0/1178	0.45	0/1586
2	HV	0.26	0/1216	0.45	0/1637
2	HW	0.27	0/1165	0.45	0/1568
2	HX	0.27	0/1190	0.46	0/1601
2	LJ	0.27	0/1195	0.46	0/1608
2	LK	0.27	0/1177	0.45	0/1583
2	LL	0.27	0/1190	0.45	0/1601
2	LM	0.27	0/1182	0.46	0/1590
2	LN	0.27	0/1190	0.45	0/1601
2	LO	0.27	0/1182	0.45	0/1590
2	LP	0.27	0/1190	0.46	0/1601
2	LQ	0.27	0/1187	0.45	0/1597
2	LR	0.27	0/1190	0.45	0/1601
2	LS	0.27	0/1182	0.45	0/1590
2	LT	0.26	0/1182	0.45	0/1590
2	LU	0.27	0/1177	0.45	0/1583
2	LV	0.27	0/1190	0.45	0/1601
2	LW	0.28	0/1306	0.47	0/1755
2	LX	0.27	0/1190	0.45	0/1601
2	LY	0.26	0/1178	0.44	0/1586
2	LZ	0.27	0/1182	0.44	0/1590
2	La	0.27	0/1178	0.45	0/1586
2	Lb	0.26	0/1216	0.45	0/1637
2	Lc	0.27	0/1165	0.44	0/1568
2	Ld	0.27	0/1190	0.46	0/1601
2	Le	0.25	0/931	0.45	0/1252
2	Lf	0.27	0/1216	0.45	0/1637

Mol	Chain	Bond lengths		Bond angles	
		RMSZ	#|Z| >5	RMSZ	#|Z| >5
2	Lg	0.27	0/1181	0.45	0/1590
2	Lh	0.28	0/1229	0.47	0/1655
2	Li	0.27	0/1212	0.45	0/1633
2	Lj	0.27	0/1190	0.45	0/1601
2	Lk	0.26	0/1356	0.45	0/1823
2	Ll	0.27	0/1182	0.45	0/1590
2	Lm	0.26	0/1207	0.45	0/1626
2	Ln	0.27	0/1293	0.44	0/1737
2	Lo	0.26	0/1306	0.44	0/1755
2	Lp	0.27	0/1177	0.45	0/1583
2	Lq	0.26	0/1190	0.45	0/1601
2	Lr	0.27	0/1182	0.44	0/1590
2	Ls	0.26	0/1322	0.44	0/1776
2	Lt	0.26	0/1178	0.45	0/1586
2	Lu	0.26	0/1216	0.45	0/1637
2	Lv	0.27	0/1165	0.44	0/1568
2	Lw	0.27	0/1190	0.45	0/1601
2	Lx	0.26	0/1178	0.45	0/1586
2	Ly	0.26	0/1216	0.45	0/1637
2	Lz	0.27	0/1165	0.44	0/1568
2	MA	0.26	0/1190	0.45	0/1601
2	MB	0.26	0/1178	0.45	0/1586
2	MC	0.26	0/1216	0.44	0/1637
2	MD	0.27	0/1165	0.44	0/1568
2	ME	0.26	0/1190	0.45	0/1601
2	MF	0.27	0/1178	0.45	0/1586
2	MG	0.26	0/1216	0.45	0/1637
2	MH	0.27	0/1165	0.44	0/1568
2	MI	0.27	0/1190	0.46	0/1601
2	MJ	0.27	0/1178	0.46	0/1586
2	MK	0.26	0/1216	0.45	0/1637
2	ML	0.27	0/1165	0.45	0/1568
2	MM	0.27	0/1190	0.46	0/1601
2	Py	0.27	0/1195	0.46	0/1608
2	Pz	0.27	0/1177	0.45	0/1583
2	QA	0.27	0/1190	0.45	0/1601
2	QB	0.27	0/1182	0.46	0/1590
2	QC	0.27	0/1190	0.45	0/1601
2	QD	0.27	0/1182	0.45	0/1590
2	QE	0.27	0/1190	0.46	0/1601
2	QF	0.27	0/1187	0.45	0/1597
2	QG	0.27	0/1190	0.45	0/1601
2	QH	0.27	0/1182	0.46	0/1590

Mol	Chain	Bond lengths		Bond angles	
		RMSZ	#|Z| >5	RMSZ	#|Z| >5
2	QI	0.26	0/1182	0.45	0/1590
2	QJ	0.27	0/1177	0.46	0/1583
2	QK	0.27	0/1190	0.45	0/1601
2	QL	0.28	0/1306	0.47	0/1755
2	QM	0.27	0/1190	0.45	0/1601
2	QN	0.26	0/1178	0.44	0/1586
2	QO	0.27	0/1182	0.44	0/1590
2	QP	0.26	0/1178	0.45	0/1586
2	QQ	0.26	0/1216	0.45	0/1637
2	QR	0.27	0/1165	0.44	0/1568
2	QS	0.26	0/1190	0.45	0/1601
2	QT	0.25	0/931	0.45	0/1252
2	QU	0.27	0/1216	0.45	0/1637
2	QV	0.27	0/1181	0.44	0/1590
2	QW	0.28	0/1229	0.47	0/1655
2	QX	0.27	0/1212	0.45	0/1633
2	QY	0.27	0/1190	0.45	0/1601
2	QZ	0.26	0/1356	0.44	0/1823
2	Qa	0.27	0/1182	0.45	0/1590
2	Qb	0.26	0/1207	0.45	0/1626
2	Qc	0.27	0/1293	0.44	0/1737
2	Qd	0.26	0/1306	0.44	0/1755
2	Qe	0.27	0/1177	0.45	0/1583
2	Qf	0.26	0/1190	0.45	0/1601
2	Qg	0.27	0/1182	0.44	0/1590
2	Qh	0.26	0/1322	0.45	0/1776
2	Qi	0.26	0/1178	0.45	0/1586
2	Qj	0.26	0/1216	0.45	0/1637
2	Qk	0.27	0/1165	0.44	0/1568
2	Ql	0.27	0/1190	0.45	0/1601
2	Qm	0.26	0/1178	0.45	0/1586
2	Qn	0.26	0/1216	0.45	0/1637
2	Qo	0.27	0/1165	0.44	0/1568
2	Qp	0.26	0/1190	0.45	0/1601
2	Qq	0.26	0/1178	0.45	0/1586
2	Qr	0.26	0/1216	0.44	0/1637
2	Qs	0.27	0/1165	0.44	0/1568
2	Qt	0.26	0/1190	0.45	0/1601
2	Qu	0.27	0/1178	0.45	0/1586
2	Qv	0.27	0/1216	0.45	0/1637
2	Qw	0.26	0/1165	0.44	0/1568
2	Qx	0.27	0/1190	0.46	0/1601
2	Qy	0.27	0/1178	0.46	0/1586

Mol	Chain	Bond lengths		Bond angles	
		RMSZ	#|Z| >5	RMSZ	#|Z| >5
2	Qz	0.26	0/1216	0.45	0/1637
2	RA	0.27	0/1165	0.45	0/1568
2	RB	0.27	0/1190	0.46	0/1601
2	Un	0.27	0/1195	0.46	0/1608
2	Uo	0.27	0/1177	0.45	0/1583
2	Up	0.27	0/1190	0.45	0/1601
2	Uq	0.27	0/1182	0.46	0/1590
2	Ur	0.27	0/1190	0.45	0/1601
2	Us	0.27	0/1182	0.45	0/1590
2	Ut	0.27	0/1190	0.46	0/1601
2	Uu	0.27	0/1187	0.45	0/1597
2	Uv	0.27	0/1190	0.45	0/1601
2	Uw	0.27	0/1182	0.46	0/1590
2	Ux	0.27	0/1182	0.45	0/1590
2	Uy	0.27	0/1177	0.45	0/1583
2	Uz	0.27	0/1190	0.45	0/1601
2	VA	0.28	0/1306	0.47	0/1755
2	VB	0.27	0/1190	0.45	0/1601
2	VC	0.26	0/1178	0.44	0/1586
2	VD	0.26	0/1182	0.44	0/1590
2	VE	0.27	0/1178	0.45	0/1586
2	VF	0.26	0/1216	0.45	0/1637
2	VG	0.27	0/1165	0.44	0/1568
2	VH	0.27	0/1190	0.46	0/1601
2	VI	0.26	0/931	0.45	0/1252
2	VJ	0.27	0/1216	0.45	0/1637
2	VK	0.27	0/1181	0.45	0/1590
2	VL	0.28	0/1229	0.47	0/1655
2	VM	0.27	0/1212	0.45	0/1633
2	VN	0.27	0/1190	0.44	0/1601
2	VO	0.26	0/1356	0.45	0/1823
2	VP	0.27	0/1182	0.45	0/1590
2	VQ	0.27	0/1207	0.45	0/1626
2	VR	0.27	0/1293	0.44	0/1737
2	VS	0.26	0/1306	0.44	0/1755
2	VT	0.27	0/1177	0.45	0/1583
2	VU	0.26	0/1190	0.45	0/1601
2	VV	0.26	0/1182	0.44	0/1590
2	VW	0.26	0/1322	0.44	0/1776
2	VX	0.26	0/1178	0.45	0/1586
2	VY	0.26	0/1216	0.45	0/1637
2	VZ	0.27	0/1165	0.44	0/1568
2	Va	0.27	0/1190	0.45	0/1601

Mol	Chain	Bond lengths		Bond angles	
		RMSZ	#|Z| >5	RMSZ	#|Z| >5
2	Vb	0.27	0/1178	0.45	0/1586
2	Vc	0.26	0/1216	0.45	0/1637
2	Vd	0.27	0/1165	0.44	0/1568
2	Ve	0.26	0/1190	0.45	0/1601
2	Vf	0.26	0/1178	0.45	0/1586
2	Vg	0.26	0/1216	0.44	0/1637
2	Vh	0.27	0/1165	0.44	0/1568
2	Vi	0.26	0/1190	0.45	0/1601
2	Vj	0.27	0/1178	0.45	0/1586
2	Vk	0.27	0/1216	0.45	0/1637
2	Vl	0.27	0/1165	0.44	0/1568
2	Vm	0.27	0/1190	0.46	0/1601
2	Vn	0.27	0/1178	0.45	0/1586
2	Vo	0.26	0/1216	0.45	0/1637
2	Vp	0.27	0/1165	0.44	0/1568
2	Vq	0.27	0/1190	0.46	0/1601
3	Cj	0.26	0/1274	0.46	0/1721
3	HY	0.26	0/1274	0.46	0/1721
3	MN	0.26	0/1274	0.46	0/1721
3	RC	0.26	0/1274	0.46	0/1721
3	Vr	0.26	0/1274	0.46	0/1721
4	Ck	0.27	0/1216	0.46	0/1636
4	Cl	0.27	0/1216	0.46	0/1636
4	Cm	0.27	0/1225	0.46	0/1649
4	Cn	0.27	0/1219	0.46	0/1641
4	Co	0.27	0/1243	0.47	0/1672
4	Cp	0.26	0/1212	0.47	0/1632
4	Cq	0.24	0/1381	0.45	0/1855
4	Cr	0.24	0/1381	0.45	0/1855
4	Cs	0.24	0/1381	0.45	0/1855
4	Ct	0.26	0/1158	0.44	0/1559
4	Cu	0.26	0/1208	0.45	0/1626
4	Cv	0.26	0/1229	0.45	0/1653
4	Cw	0.25	0/1229	0.46	0/1653
4	Cx	0.27	0/1207	0.45	0/1625
4	Cy	0.27	0/1207	0.45	0/1625
4	Cz	0.26	0/1216	0.46	0/1636
4	DA	0.24	0/1381	0.45	0/1855
4	DB	0.24	0/1381	0.44	0/1855
4	DC	0.24	0/1381	0.44	0/1855
4	DD	0.24	0/1381	0.44	0/1855
4	DE	0.24	0/1381	0.44	0/1855
4	DF	0.24	0/1381	0.44	0/1855

Mol	Chain	Bond lengths		Bond angles	
		RMSZ	#|Z| >5	RMSZ	#|Z| >5
4	DG	0.24	0/1381	0.44	0/1855
4	DH	0.24	0/1381	0.45	0/1855
4	DI	0.24	0/1381	0.45	0/1855
4	DJ	0.24	0/1381	0.45	0/1855
4	HZ	0.27	0/1216	0.46	0/1636
4	Ha	0.27	0/1216	0.46	0/1636
4	Hb	0.27	0/1225	0.46	0/1649
4	Hc	0.27	0/1219	0.46	0/1641
4	Hd	0.27	0/1243	0.47	0/1672
4	He	0.26	0/1212	0.47	0/1632
4	Hf	0.24	0/1381	0.45	0/1855
4	Hg	0.24	0/1381	0.45	0/1855
4	Hh	0.24	0/1381	0.45	0/1855
4	Hi	0.26	0/1158	0.44	0/1559
4	Hj	0.26	0/1208	0.46	0/1626
4	Hk	0.26	0/1229	0.45	0/1653
4	Hl	0.25	0/1229	0.46	0/1653
4	Hm	0.27	0/1207	0.45	0/1625
4	Hn	0.27	0/1207	0.45	0/1625
4	Ho	0.26	0/1216	0.46	0/1636
4	Hp	0.24	0/1381	0.44	0/1855
4	Hq	0.24	0/1381	0.44	0/1855
4	Hr	0.24	0/1381	0.44	0/1855
4	Hs	0.24	0/1381	0.44	0/1855
4	Ht	0.24	0/1381	0.44	0/1855
4	Hu	0.24	0/1381	0.44	0/1855
4	Hv	0.24	0/1381	0.44	0/1855
4	Hw	0.24	0/1381	0.45	0/1855
4	Hx	0.24	0/1381	0.45	0/1855
4	Hy	0.24	0/1381	0.45	0/1855
4	MO	0.27	0/1216	0.46	0/1636
4	MP	0.27	0/1216	0.46	0/1636
4	MQ	0.27	0/1225	0.46	0/1649
4	MR	0.27	0/1219	0.46	0/1641
4	MS	0.27	0/1243	0.47	0/1672
4	MT	0.26	0/1212	0.47	0/1632
4	MU	0.24	0/1381	0.45	0/1855
4	MV	0.24	0/1381	0.45	0/1855
4	MW	0.24	0/1381	0.45	0/1855
4	MX	0.26	0/1158	0.45	0/1559
4	MY	0.26	0/1208	0.46	0/1626
4	MZ	0.26	0/1229	0.45	0/1653
4	Ma	0.25	0/1229	0.46	0/1653

Mol	Chain	Bond lengths		Bond angles	
		RMSZ	#|Z| >5	RMSZ	#|Z| >5
4	Mb	0.27	0/1207	0.45	0/1625
4	Mc	0.27	0/1207	0.45	0/1625
4	Md	0.26	0/1216	0.46	0/1636
4	Me	0.24	0/1381	0.45	0/1855
4	Mf	0.24	0/1381	0.44	0/1855
4	Mg	0.24	0/1381	0.44	0/1855
4	Mh	0.24	0/1381	0.44	0/1855
4	Mi	0.24	0/1381	0.44	0/1855
4	Mj	0.24	0/1381	0.44	0/1855
4	Mk	0.24	0/1381	0.44	0/1855
4	Ml	0.24	0/1381	0.45	0/1855
4	Mm	0.24	0/1381	0.45	0/1855
4	Mn	0.24	0/1381	0.45	0/1855
4	RD	0.27	0/1216	0.46	0/1636
4	RE	0.27	0/1216	0.46	0/1636
4	RF	0.27	0/1225	0.46	0/1649
4	RG	0.27	0/1219	0.46	0/1641
4	RH	0.27	0/1243	0.47	0/1672
4	RI	0.26	0/1212	0.47	0/1632
4	RJ	0.24	0/1381	0.45	0/1855
4	RK	0.24	0/1381	0.45	0/1855
4	RL	0.24	0/1381	0.45	0/1855
4	RM	0.26	0/1158	0.45	0/1559
4	RN	0.26	0/1208	0.46	0/1626
4	RO	0.26	0/1229	0.45	0/1653
4	RP	0.25	0/1229	0.46	0/1653
4	RQ	0.27	0/1207	0.45	0/1625
4	RR	0.27	0/1207	0.45	0/1625
4	RS	0.26	0/1216	0.46	0/1636
4	RT	0.24	0/1381	0.45	0/1855
4	RU	0.24	0/1381	0.45	0/1855
4	RV	0.24	0/1381	0.44	0/1855
4	RW	0.24	0/1381	0.44	0/1855
4	RX	0.24	0/1381	0.44	0/1855
4	RY	0.24	0/1381	0.44	0/1855
4	RZ	0.24	0/1381	0.44	0/1855
4	Ra	0.24	0/1381	0.45	0/1855
4	Rb	0.24	0/1381	0.45	0/1855
4	Rc	0.24	0/1381	0.45	0/1855
4	Vs	0.27	0/1216	0.46	0/1636
4	Vt	0.27	0/1216	0.46	0/1636
4	Vu	0.27	0/1225	0.46	0/1649
4	Vv	0.27	0/1219	0.46	0/1641

Mol	Chain	Bond lengths		Bond angles	
		RMSZ	#|Z| >5	RMSZ	#|Z| >5
4	Vw	0.27	0/1243	0.47	0/1672
4	Vx	0.26	0/1212	0.47	0/1632
4	Vy	0.25	0/1381	0.45	0/1855
4	Vz	0.24	0/1381	0.45	0/1855
4	WA	0.24	0/1381	0.45	0/1855
4	WB	0.26	0/1158	0.45	0/1559
4	WC	0.26	0/1208	0.46	0/1626
4	WD	0.26	0/1229	0.45	0/1653
4	WE	0.25	0/1229	0.46	0/1653
4	WF	0.27	0/1207	0.45	0/1625
4	WG	0.27	0/1207	0.45	0/1625
4	WH	0.26	0/1216	0.46	0/1636
4	WI	0.24	0/1381	0.45	0/1855
4	WJ	0.24	0/1381	0.44	0/1855
4	WK	0.24	0/1381	0.44	0/1855
4	WL	0.24	0/1381	0.44	0/1855
4	WM	0.24	0/1381	0.44	0/1855
4	WN	0.24	0/1381	0.44	0/1855
4	WO	0.24	0/1381	0.44	0/1855
4	WP	0.24	0/1381	0.45	0/1855
4	WQ	0.24	0/1381	0.45	0/1855
4	WR	0.24	0/1381	0.45	0/1855
5	DK	0.28	0/272	0.45	0/365
5	DL	0.28	0/321	0.43	0/432
5	DM	0.27	0/321	0.43	0/432
5	DN	0.28	0/321	0.44	0/432
5	DO	0.29	0/321	0.44	0/432
5	DP	0.28	0/321	0.43	0/432
5	DQ	0.27	0/321	0.43	0/432
5	DR	0.27	0/321	0.43	0/432
5	DS	0.27	0/321	0.43	0/432
5	DT	0.29	0/321	0.44	0/432
5	DU	0.28	0/321	0.44	0/432
5	DV	0.28	0/321	0.43	0/432
5	DW	0.28	0/272	0.45	0/365
5	DX	0.27	0/321	0.44	0/432
5	DY	0.27	0/321	0.45	0/432
5	DZ	0.28	0/321	0.44	0/432
5	Da	0.28	0/321	0.43	0/432
5	Db	0.27	0/321	0.44	0/432
5	Dc	0.28	0/321	0.43	0/432
5	Dd	0.28	0/272	0.44	0/365
5	De	0.27	0/321	0.44	0/432

Mol	Chain	Bond lengths		Bond angles	
		RMSZ	#|Z| >5	RMSZ	#|Z| >5
5	Df	0.27	0/321	0.44	0/432
5	Dg	0.28	0/237	0.46	0/316
5	Dh	0.28	0/272	0.46	0/365
5	Di	0.28	0/272	0.45	0/365
5	Dj	0.27	0/272	0.46	0/365
5	Dk	0.27	0/272	0.45	0/365
5	Dl	0.27	0/321	0.43	0/432
5	Dm	0.27	0/260	0.45	0/349
5	Dn	0.27	0/321	0.43	0/432
5	Do	0.27	0/321	0.42	0/432
5	Dp	0.27	0/321	0.43	0/432
5	Dq	0.27	0/321	0.43	0/432
5	Dr	0.27	0/321	0.43	0/432
5	Ds	0.27	0/321	0.43	0/432
5	Dt	0.29	0/321	0.43	0/432
5	Du	0.28	0/321	0.43	0/432
5	Dv	0.27	0/321	0.43	0/432
5	Dw	0.26	0/253	0.44	0/338
5	Dx	0.28	0/321	0.44	0/432
5	Dy	0.27	0/321	0.44	0/432
5	Dz	0.27	0/321	0.43	0/432
5	EA	0.29	0/237	0.46	0/316
5	EB	0.26	0/260	0.45	0/349
5	EC	0.28	0/237	0.45	0/316
5	ED	0.27	0/260	0.44	0/349
5	EE	0.27	0/321	0.42	0/432
5	EF	0.28	0/237	0.46	0/316
5	EG	0.27	0/321	0.43	0/432
5	EH	0.28	0/260	0.46	0/349
5	EI	0.28	0/272	0.44	0/365
5	EJ	0.26	0/272	0.45	0/365
5	EK	0.28	0/272	0.45	0/365
5	EL	0.26	0/352	0.45	0/472
5	EM	0.27	0/321	0.41	0/432
5	EN	0.27	0/321	0.42	0/432
5	EO	0.26	0/352	0.45	0/472
5	EP	0.26	0/321	0.43	0/432
5	EQ	0.27	0/321	0.43	0/432
5	ER	0.26	0/352	0.46	0/472
5	ES	0.26	0/321	0.43	0/432
5	ET	0.26	0/321	0.42	0/432
5	EU	0.27	0/352	0.45	0/472
5	EV	0.27	0/321	0.43	0/432

Mol	Chain	Bond lengths		Bond angles	
		RMSZ	#|Z| >5	RMSZ	#|Z| >5
5	EW	0.27	0/321	0.44	0/432
5	EX	0.26	0/321	0.42	0/432
5	EY	0.27	0/352	0.46	0/472
5	EZ	0.26	0/321	0.42	0/432
5	Ea	0.26	0/352	0.45	0/472
5	Eb	0.27	0/321	0.42	0/432
5	Ec	0.26	0/321	0.42	0/432
5	Ed	0.26	0/352	0.45	0/472
5	Ee	0.26	0/321	0.42	0/432
5	Ef	0.27	0/321	0.43	0/432
5	Eg	0.26	0/352	0.46	0/472
5	Eh	0.26	0/321	0.42	0/432
5	Ei	0.27	0/321	0.42	0/432
5	Ej	0.27	0/352	0.45	0/472
5	Ek	0.27	0/321	0.43	0/432
5	El	0.27	0/321	0.43	0/432
5	Em	0.27	0/321	0.43	0/432
5	En	0.26	0/352	0.46	0/472
5	Eo	0.26	0/321	0.43	0/432
5	Hz	0.28	0/272	0.45	0/365
5	IA	0.28	0/321	0.43	0/432
5	IB	0.27	0/321	0.43	0/432
5	IC	0.27	0/321	0.44	0/432
5	ID	0.28	0/321	0.43	0/432
5	IE	0.28	0/321	0.43	0/432
5	IF	0.27	0/321	0.44	0/432
5	IG	0.28	0/321	0.44	0/432
5	IH	0.27	0/321	0.43	0/432
5	II	0.29	0/321	0.43	0/432
5	IJ	0.29	0/321	0.45	0/432
5	IK	0.28	0/321	0.43	0/432
5	IL	0.28	0/272	0.44	0/365
5	IM	0.27	0/321	0.45	0/432
5	IN	0.27	0/321	0.44	0/432
5	IO	0.28	0/321	0.44	0/432
5	IP	0.28	0/321	0.43	0/432
5	IQ	0.27	0/321	0.44	0/432
5	IR	0.28	0/321	0.43	0/432
5	IS	0.28	0/272	0.45	0/365
5	IT	0.27	0/321	0.44	0/432
5	IU	0.28	0/237	0.47	0/316
5	IV	0.27	0/321	0.44	0/432
5	IW	0.28	0/272	0.45	0/365

Mol	Chain	Bond lengths		Bond angles	
		RMSZ	#|Z| >5	RMSZ	#|Z| >5
5	IX	0.28	0/272	0.45	0/365
5	IY	0.27	0/272	0.46	0/365
5	IZ	0.28	0/272	0.45	0/365
5	Ia	0.27	0/321	0.43	0/432
5	Ib	0.27	0/260	0.45	0/349
5	Ic	0.27	0/321	0.43	0/432
5	Id	0.27	0/321	0.43	0/432
5	Ie	0.27	0/321	0.42	0/432
5	If	0.27	0/321	0.43	0/432
5	Ig	0.27	0/321	0.43	0/432
5	Ih	0.27	0/321	0.43	0/432
5	Ii	0.28	0/321	0.43	0/432
5	Ij	0.28	0/321	0.43	0/432
5	Ik	0.27	0/321	0.43	0/432
5	Il	0.26	0/253	0.44	0/338
5	Im	0.28	0/321	0.44	0/432
5	In	0.27	0/321	0.44	0/432
5	Io	0.27	0/321	0.43	0/432
5	Ip	0.29	0/237	0.46	0/316
5	Iq	0.26	0/260	0.45	0/349
5	Ir	0.28	0/237	0.46	0/316
5	Is	0.27	0/260	0.45	0/349
5	It	0.27	0/321	0.43	0/432
5	Iu	0.27	0/321	0.43	0/432
5	Iv	0.27	0/321	0.43	0/432
5	Iw	0.28	0/260	0.46	0/349
5	Ix	0.28	0/272	0.45	0/365
5	Iy	0.26	0/272	0.45	0/365
5	Iz	0.27	0/272	0.45	0/365
5	JA	0.26	0/352	0.45	0/472
5	JB	0.27	0/321	0.42	0/432
5	JC	0.27	0/321	0.42	0/432
5	JD	0.26	0/352	0.44	0/472
5	JE	0.26	0/321	0.43	0/432
5	JF	0.27	0/321	0.43	0/432
5	JG	0.26	0/352	0.45	0/472
5	JH	0.27	0/321	0.43	0/432
5	JI	0.27	0/321	0.42	0/432
5	JJ	0.27	0/352	0.45	0/472
5	JK	0.26	0/321	0.43	0/432
5	JL	0.27	0/321	0.43	0/432
5	JM	0.26	0/321	0.42	0/432
5	JN	0.27	0/352	0.46	0/472

Mol	Chain	Bond lengths		Bond angles	
		RMSZ	#|Z| >5	RMSZ	#|Z| >5
5	JO	0.26	0/321	0.42	0/432
5	JP	0.27	0/268	0.49	0/356
5	JQ	0.27	0/321	0.42	0/432
5	JR	0.26	0/321	0.42	0/432
5	JS	0.26	0/352	0.45	0/472
5	JT	0.26	0/321	0.42	0/432
5	JU	0.27	0/321	0.43	0/432
5	JV	0.26	0/352	0.46	0/472
5	JW	0.26	0/321	0.42	0/432
5	JX	0.27	0/321	0.42	0/432
5	JY	0.26	0/352	0.45	0/472
5	JZ	0.27	0/321	0.42	0/432
5	Ja	0.27	0/321	0.43	0/432
5	Jb	0.27	0/321	0.43	0/432
5	Jc	0.26	0/352	0.46	0/472
5	Jd	0.26	0/321	0.43	0/432
5	Mo	0.28	0/272	0.45	0/365
5	Mp	0.28	0/321	0.43	0/432
5	Mq	0.27	0/321	0.43	0/432
5	Mr	0.28	0/321	0.44	0/432
5	Ms	0.28	0/321	0.43	0/432
5	Mt	0.28	0/321	0.43	0/432
5	Mu	0.27	0/321	0.43	0/432
5	Mv	0.27	0/321	0.43	0/432
5	Mw	0.27	0/321	0.43	0/432
5	Mx	0.28	0/321	0.44	0/432
5	My	0.28	0/321	0.44	0/432
5	Mz	0.27	0/321	0.43	0/432
5	NA	0.27	0/272	0.45	0/365
5	NB	0.27	0/321	0.44	0/432
5	NC	0.27	0/321	0.45	0/432
5	ND	0.28	0/321	0.44	0/432
5	NE	0.28	0/321	0.44	0/432
5	NF	0.28	0/321	0.44	0/432
5	NG	0.28	0/321	0.43	0/432
5	NH	0.28	0/272	0.44	0/365
5	NI	0.27	0/321	0.44	0/432
5	NJ	0.27	0/321	0.44	0/432
5	NK	0.27	0/321	0.44	0/432
5	NL	0.28	0/272	0.45	0/365
5	NM	0.28	0/272	0.45	0/365
5	NN	0.26	0/272	0.48	0/365
5	NO	0.27	0/272	0.45	0/365

Mol	Chain	Bond lengths		Bond angles	
		RMSZ	#|Z| >5	RMSZ	#|Z| >5
5	NP	0.26	0/321	0.43	0/432
5	NQ	0.27	0/260	0.45	0/349
5	NR	0.27	0/321	0.43	0/432
5	NS	0.27	0/321	0.43	0/432
5	NT	0.27	0/321	0.42	0/432
5	NU	0.27	0/321	0.43	0/432
5	NV	0.27	0/321	0.42	0/432
5	NW	0.27	0/321	0.43	0/432
5	NX	0.29	0/321	0.43	0/432
5	NY	0.28	0/321	0.43	0/432
5	NZ	0.27	0/321	0.43	0/432
5	Na	0.26	0/253	0.44	0/338
5	Nb	0.28	0/321	0.44	0/432
5	Nc	0.27	0/321	0.43	0/432
5	Nd	0.27	0/321	0.42	0/432
5	Ne	0.27	0/321	0.43	0/432
5	Nf	0.26	0/260	0.46	0/349
5	Ng	0.27	0/321	0.43	0/432
5	Nh	0.28	0/260	0.44	0/349
5	Ni	0.27	0/321	0.43	0/432
5	Nj	0.27	0/321	0.43	0/432
5	Nk	0.27	0/321	0.43	0/432
5	Nl	0.28	0/260	0.45	0/349
5	Nm	0.28	0/272	0.45	0/365
5	Nn	0.26	0/272	0.45	0/365
5	No	0.27	0/272	0.45	0/365
5	Np	0.27	0/268	0.48	0/356
5	Nq	0.27	0/321	0.42	0/432
5	Nr	0.27	0/321	0.42	0/432
5	Ns	0.26	0/352	0.44	0/472
5	Nt	0.27	0/321	0.43	0/432
5	Nu	0.27	0/321	0.43	0/432
5	Nv	0.26	0/352	0.46	0/472
5	Nw	0.26	0/321	0.43	0/432
5	Nx	0.26	0/321	0.42	0/432
5	Ny	0.26	0/352	0.45	0/472
5	Nz	0.26	0/321	0.43	0/432
5	OA	0.27	0/237	0.47	0/316
5	OB	0.26	0/321	0.43	0/432
5	OC	0.27	0/352	0.46	0/472
5	OD	0.26	0/321	0.42	0/432
5	OE	0.27	0/352	0.46	0/472
5	OF	0.27	0/321	0.42	0/432

Mol	Chain	Bond lengths		Bond angles	
		RMSZ	#|Z| >5	RMSZ	#|Z| >5
5	OG	0.27	0/321	0.42	0/432
5	OH	0.26	0/352	0.45	0/472
5	OI	0.26	0/321	0.43	0/432
5	OJ	0.27	0/321	0.43	0/432
5	OK	0.26	0/352	0.45	0/472
5	OL	0.26	0/321	0.43	0/432
5	OM	0.27	0/321	0.42	0/432
5	ON	0.27	0/352	0.46	0/472
5	OO	0.27	0/321	0.43	0/432
5	OP	0.27	0/321	0.43	0/432
5	OQ	0.27	0/321	0.43	0/432
5	OR	0.26	0/352	0.46	0/472
5	OS	0.26	0/321	0.43	0/432
5	Rd	0.28	0/272	0.45	0/365
5	Re	0.28	0/321	0.43	0/432
5	Rf	0.27	0/321	0.43	0/432
5	Rg	0.28	0/321	0.43	0/432
5	Rh	0.28	0/321	0.44	0/432
5	Ri	0.28	0/321	0.43	0/432
5	Rj	0.27	0/321	0.43	0/432
5	Rk	0.28	0/321	0.43	0/432
5	Rl	0.27	0/321	0.42	0/432
5	Rm	0.28	0/321	0.44	0/432
5	Rn	0.28	0/321	0.45	0/432
5	Ro	0.28	0/321	0.43	0/432
5	Rp	0.28	0/272	0.44	0/365
5	Rq	0.27	0/321	0.44	0/432
5	Rr	0.27	0/321	0.44	0/432
5	Rs	0.28	0/321	0.43	0/432
5	Rt	0.28	0/321	0.43	0/432
5	Ru	0.27	0/321	0.44	0/432
5	Rv	0.28	0/321	0.43	0/432
5	Rw	0.28	0/272	0.45	0/365
5	Rx	0.27	0/321	0.44	0/432
5	Ry	0.27	0/321	0.43	0/432
5	Rz	0.27	0/321	0.43	0/432
5	SA	0.28	0/272	0.46	0/365
5	SB	0.28	0/272	0.45	0/365
5	SC	0.27	0/272	0.47	0/365
5	SD	0.27	0/272	0.45	0/365
5	SE	0.27	0/321	0.43	0/432
5	SF	0.27	0/260	0.44	0/349
5	SG	0.27	0/321	0.43	0/432

Mol	Chain	Bond lengths		Bond angles	
		RMSZ	#|Z| >5	RMSZ	#|Z| >5
5	SH	0.27	0/321	0.43	0/432
5	SI	0.27	0/321	0.43	0/432
5	SJ	0.27	0/321	0.43	0/432
5	SK	0.27	0/321	0.43	0/432
5	SL	0.27	0/321	0.43	0/432
5	SM	0.29	0/321	0.43	0/432
5	SN	0.28	0/321	0.44	0/432
5	SO	0.27	0/321	0.43	0/432
5	SP	0.26	0/253	0.44	0/338
5	SQ	0.28	0/321	0.44	0/432
5	SR	0.27	0/321	0.44	0/432
5	SS	0.27	0/321	0.43	0/432
5	ST	0.27	0/321	0.43	0/432
5	SU	0.26	0/260	0.45	0/349
5	SV	0.27	0/321	0.43	0/432
5	SW	0.27	0/260	0.44	0/349
5	SX	0.27	0/321	0.43	0/432
5	SY	0.27	0/237	0.46	0/316
5	SZ	0.27	0/321	0.43	0/432
5	Sa	0.28	0/260	0.45	0/349
5	Sb	0.28	0/272	0.44	0/365
5	Sc	0.27	0/272	0.46	0/365
5	Sd	0.28	0/272	0.44	0/365
5	Se	0.27	0/352	0.46	0/472
5	Sf	0.27	0/321	0.42	0/432
5	Sg	0.27	0/321	0.42	0/432
5	Sh	0.26	0/352	0.45	0/472
5	Si	0.27	0/321	0.43	0/432
5	Sj	0.27	0/321	0.43	0/432
5	Sk	0.27	0/352	0.46	0/472
5	Sl	0.26	0/321	0.42	0/432
5	Sm	0.26	0/321	0.42	0/432
5	Sn	0.26	0/352	0.45	0/472
5	So	0.26	0/321	0.43	0/432
5	Sp	0.27	0/237	0.47	0/316
5	Sq	0.26	0/321	0.42	0/432
5	Sr	0.27	0/352	0.46	0/472
5	Ss	0.26	0/321	0.42	0/432
5	St	0.27	0/352	0.46	0/472
5	Su	0.27	0/321	0.42	0/432
5	Sv	0.27	0/321	0.43	0/432
5	Sw	0.26	0/352	0.45	0/472
5	Sx	0.26	0/321	0.42	0/432

Mol	Chain	Bond lengths		Bond angles	
		RMSZ	#|Z| >5	RMSZ	#|Z| >5
5	Sy	0.27	0/321	0.44	0/432
5	Sz	0.26	0/352	0.46	0/472
5	TA	0.26	0/321	0.42	0/432
5	TB	0.27	0/321	0.42	0/432
5	TC	0.27	0/352	0.46	0/472
5	TD	0.27	0/321	0.42	0/432
5	TE	0.27	0/321	0.44	0/432
5	TF	0.27	0/321	0.42	0/432
5	TG	0.26	0/352	0.46	0/472
5	TH	0.26	0/321	0.43	0/432
5	WS	0.28	0/272	0.46	0/365
5	WT	0.28	0/321	0.43	0/432
5	WU	0.27	0/321	0.43	0/432
5	WV	0.28	0/321	0.44	0/432
5	WW	0.28	0/321	0.44	0/432
5	WX	0.28	0/321	0.43	0/432
5	WY	0.27	0/321	0.43	0/432
5	WZ	0.27	0/321	0.43	0/432
5	Wa	0.27	0/321	0.43	0/432
5	Wb	0.29	0/321	0.43	0/432
5	Wc	0.28	0/321	0.44	0/432
5	Wd	0.28	0/321	0.44	0/432
5	We	0.27	0/272	0.45	0/365
5	Wf	0.27	0/321	0.44	0/432
5	Wg	0.27	0/321	0.44	0/432
5	Wh	0.28	0/321	0.44	0/432
5	Wi	0.28	0/321	0.43	0/432
5	Wj	0.27	0/321	0.44	0/432
5	Wk	0.28	0/321	0.43	0/432
5	Wl	0.28	0/272	0.45	0/365
5	Wm	0.27	0/321	0.44	0/432
5	Wn	0.27	0/321	0.44	0/432
5	Wo	0.27	0/321	0.44	0/432
5	Wp	0.28	0/272	0.45	0/365
5	Wq	0.28	0/272	0.45	0/365
5	Wr	0.27	0/272	0.47	0/365
5	Ws	0.27	0/272	0.44	0/365
5	Wt	0.27	0/321	0.43	0/432
5	Wu	0.26	0/260	0.45	0/349
5	Wv	0.27	0/321	0.43	0/432
5	Ww	0.27	0/321	0.43	0/432
5	Wx	0.27	0/321	0.43	0/432
5	Wy	0.27	0/321	0.43	0/432

Mol	Chain	Bond lengths		Bond angles	
		RMSZ	#|Z| >5	RMSZ	#|Z| >5
5	Wz	0.27	0/321	0.43	0/432
5	XA	0.27	0/321	0.42	0/432
5	XB	0.29	0/321	0.44	0/432
5	XC	0.28	0/321	0.43	0/432
5	XD	0.27	0/321	0.43	0/432
5	XE	0.26	0/253	0.45	0/338
5	XF	0.28	0/321	0.44	0/432
5	XG	0.27	0/321	0.43	0/432
5	XH	0.27	0/321	0.42	0/432
5	XI	0.28	0/321	0.43	0/432
5	XJ	0.27	0/260	0.46	0/349
5	XK	0.28	0/321	0.43	0/432
5	XL	0.27	0/260	0.44	0/349
5	XM	0.27	0/321	0.42	0/432
5	XN	0.27	0/321	0.43	0/432
5	XO	0.27	0/321	0.43	0/432
5	XP	0.28	0/260	0.46	0/349
5	XQ	0.28	0/272	0.45	0/365
5	XR	0.27	0/272	0.46	0/365
5	XS	0.27	0/272	0.45	0/365
5	XT	0.26	0/352	0.45	0/472
5	XU	0.26	0/321	0.42	0/432
5	XV	0.27	0/321	0.42	0/432
5	XW	0.26	0/352	0.45	0/472
5	XX	0.26	0/321	0.42	0/432
5	XY	0.27	0/321	0.42	0/432
5	XZ	0.26	0/352	0.46	0/472
5	Xa	0.26	0/321	0.43	0/432
5	Xb	0.26	0/321	0.42	0/432
5	Xc	0.26	0/352	0.45	0/472
5	Xd	0.26	0/321	0.43	0/432
5	Xe	0.27	0/321	0.43	0/432
5	Xf	0.26	0/321	0.42	0/432
5	Xg	0.27	0/352	0.46	0/472
5	Xh	0.26	0/321	0.42	0/432
5	Xi	0.26	0/352	0.45	0/472
5	Xj	0.27	0/321	0.41	0/432
5	Xk	0.27	0/321	0.43	0/432
5	Xl	0.26	0/352	0.45	0/472
5	Xm	0.26	0/321	0.42	0/432
5	Xn	0.27	0/321	0.43	0/432
5	Xo	0.26	0/352	0.45	0/472
5	Xp	0.27	0/321	0.42	0/432

Mol	Chain	Bond lengths		Bond angles	
		RMSZ	#|Z| >5	RMSZ	#|Z| >5
5	Xq	0.27	0/321	0.42	0/432
5	Xr	0.26	0/352	0.46	0/472
5	Xs	0.27	0/321	0.43	0/432
5	Xt	0.27	0/321	0.43	0/432
5	Xu	0.27	0/321	0.43	0/432
5	Xv	0.26	0/352	0.46	0/472
5	Xw	0.26	0/321	0.43	0/432
5	YJ	0.24	0/910	0.50	0/1218
5	YK	0.24	0/910	0.49	0/1218
5	YL	0.23	0/723	0.47	0/969
5	YM	0.23	0/723	0.47	0/969
5	YN	0.25	0/910	0.51	0/1218
5	YO	0.23	0/723	0.47	0/969
5	YP	0.25	0/910	0.50	0/1218
5	YQ	0.27	0/910	0.54	0/1218
5	YR	0.26	0/910	0.51	0/1218
5	YS	0.24	0/723	0.49	0/969
5	YT	0.24	0/910	0.47	0/1218
5	YU	0.24	0/910	0.48	0/1218
5	YV	0.23	0/910	0.47	0/1218
5	YW	0.24	0/796	0.49	0/1066
5	YX	0.24	0/910	0.47	0/1218
5	YY	0.24	0/796	0.48	0/1066
5	YZ	0.25	0/910	0.49	0/1218
5	Ya	0.24	0/910	0.47	0/1218
5	Yb	0.25	0/796	0.51	0/1066
5	Yc	0.25	0/910	0.49	0/1218
5	Yd	0.24	0/796	0.47	0/1066
5	Ye	0.24	0/910	0.48	0/1218
5	Yf	0.24	0/796	0.50	0/1066
5	Yg	0.24	0/910	0.49	0/1218
5	Yh	0.23	0/910	0.46	0/1218
5	Yi	0.26	0/796	0.50	0/1066
5	Yj	0.24	0/910	0.48	0/1218
5	Yk	0.25	0/910	0.47	0/1218
5	Yl	0.23	0/796	0.48	0/1066
5	Ym	0.24	0/910	0.46	0/1218
5	Yn	0.23	0/796	0.48	0/1066
5	Yo	0.24	0/910	0.48	0/1218
5	Yp	0.23	0/796	0.47	0/1066
5	Yq	0.23	0/910	0.46	0/1218
5	Yr	0.23	0/796	0.49	0/1066
5	Ys	0.25	0/910	0.49	0/1218

Mol	Chain	Bond lengths		Bond angles	
		RMSZ	#|Z| >5	RMSZ	#|Z| >5
5	Yt	0.23	0/796	0.48	0/1066
5	Yu	0.24	0/910	0.46	0/1218
5	Yv	0.23	0/796	0.48	0/1066
5	Yw	0.24	0/910	0.46	0/1218
5	Yx	0.23	0/796	0.48	0/1066
5	Yy	0.23	0/910	0.47	0/1218
5	Yz	0.23	0/796	0.47	0/1066
5	ZA	0.25	0/910	0.47	0/1218
5	ZB	0.23	0/796	0.48	0/1066
5	ZC	0.23	0/910	0.46	0/1218
5	ZD	0.23	0/796	0.48	0/1066
5	ZE	0.23	0/910	0.47	0/1218
5	ZF	0.23	0/796	0.48	0/1066
5	ZG	0.23	0/910	0.47	0/1218
5	ZH	0.23	0/796	0.48	0/1066
5	ZI	0.24	0/910	0.47	0/1218
5	ZJ	0.23	0/796	0.48	0/1066
5	ZK	0.24	0/910	0.47	0/1218
5	ZL	0.23	0/796	0.48	0/1066
5	ZM	0.23	0/910	0.47	0/1218
5	ZN	0.23	0/796	0.46	0/1066
5	ZO	0.25	0/910	0.48	0/1218
5	ZP	0.23	0/760	0.47	0/1019
5	ZQ	0.24	0/910	0.45	0/1218
5	ZR	0.24	0/796	0.47	0/1066
5	ZS	0.25	0/910	0.46	0/1218
5	ZT	0.24	0/796	0.47	0/1066
5	ZU	0.24	0/910	0.45	0/1218
5	ZV	0.23	0/796	0.46	0/1066
5	ZW	0.25	0/910	0.45	0/1218
5	ZX	0.24	0/796	0.46	0/1066
5	ZY	0.23	0/910	0.45	0/1218
5	ZZ	0.23	0/796	0.47	0/1066
5	Za	0.25	0/910	0.45	0/1218
5	Zb	0.23	0/796	0.47	0/1066
5	Zc	0.28	0/910	0.46	0/1218
5	Zd	0.24	0/796	0.47	0/1066
5	Ze	0.25	0/910	0.45	0/1218
5	Zf	0.23	0/796	0.46	0/1066
5	Zg	0.25	0/910	0.45	0/1218
5	Zh	0.23	0/796	0.46	0/1066
5	Zi	0.25	0/910	0.45	0/1218
5	Zj	0.24	0/796	0.47	0/1066

Mol	Chain	Bond lengths		Bond angles	
		RMSZ	#|Z| >5	RMSZ	#|Z| >5
5	Zk	0.24	0/910	0.45	0/1218
5	Zl	0.23	0/796	0.46	0/1066
5	Zm	0.25	0/910	0.45	0/1218
5	Zn	0.24	0/796	0.47	0/1066
5	Zo	0.26	0/910	0.46	0/1218
5	Zp	0.24	0/796	0.46	0/1066
5	Zq	0.29	0/910	0.47	0/1218
5	Zr	0.23	0/796	0.46	0/1066
5	Zs	0.25	0/910	0.45	0/1218
5	Zt	0.24	0/796	0.46	0/1066
5	Zu	0.24	0/910	0.45	0/1218
5	Zv	0.24	0/796	0.47	0/1066
5	Zw	0.24	0/910	0.45	0/1218
5	Zx	0.23	0/796	0.47	0/1066
5	Zy	0.24	0/910	0.45	0/1218
5	Zz	0.24	0/796	0.46	0/1066
5	aA	0.24	0/910	0.45	0/1218
5	aB	0.23	0/796	0.47	0/1066
5	aC	0.24	0/910	0.45	0/1218
5	aD	0.24	0/796	0.47	0/1066
5	aE	0.24	0/910	0.45	0/1218
5	aF	0.24	0/796	0.47	0/1066
5	aG	0.24	0/910	0.45	0/1218
5	aH	0.23	0/796	0.46	0/1066
5	aI	0.24	0/910	0.45	0/1218
5	aJ	0.24	0/796	0.47	0/1066
5	aK	0.24	0/910	0.45	0/1218
5	aL	0.24	0/796	0.46	0/1066
5	aM	0.24	0/910	0.45	0/1218
5	aN	0.24	0/796	0.46	0/1066
5	aO	0.24	0/910	0.45	0/1218
5	aP	0.23	0/796	0.47	0/1066
5	aQ	0.24	0/910	0.45	0/1218
5	aR	0.23	0/796	0.47	0/1066
5	aS	0.24	0/910	0.45	0/1218
5	aT	0.23	0/796	0.47	0/1066
5	aU	0.24	0/910	0.45	0/1218
5	aV	0.23	0/796	0.46	0/1066
5	aW	0.24	0/910	0.45	0/1218
5	aX	0.24	0/796	0.47	0/1066
5	aY	0.24	0/910	0.45	0/1218
5	aZ	0.24	0/796	0.46	0/1066
5	aa	0.24	0/910	0.45	0/1218

Mol	Chain	Bond lengths		Bond angles	
		RMSZ	#|Z| >5	RMSZ	#|Z| >5
5	ab	0.24	0/796	0.47	0/1066
5	ac	0.26	0/910	0.48	0/1218
5	ad	0.24	0/796	0.46	0/1066
5	ae	0.26	0/910	0.48	0/1218
5	af	0.24	0/796	0.47	0/1066
5	ag	0.26	0/910	0.48	0/1218
5	ah	0.23	0/796	0.46	0/1066
5	ai	0.26	0/910	0.48	0/1218
5	aj	0.23	0/796	0.46	0/1066
5	ak	0.26	0/910	0.48	0/1218
5	al	0.23	0/796	0.47	0/1066
5	am	0.26	0/910	0.49	0/1218
5	an	0.23	0/796	0.47	0/1066
5	ao	0.26	0/910	0.49	0/1218
5	ap	0.24	0/796	0.47	0/1066
5	aq	0.26	0/910	0.49	0/1218
5	ar	0.23	0/796	0.47	0/1066
5	as	0.26	0/910	0.50	0/1218
5	at	0.23	0/796	0.47	0/1066
5	au	0.26	0/910	0.50	0/1218
5	av	0.24	0/796	0.47	0/1066
5	aw	0.26	0/910	0.50	0/1218
5	ax	0.24	0/796	0.47	0/1066
5	ay	0.26	0/910	0.50	0/1218
5	az	0.24	0/796	0.47	0/1066
5	bA	0.26	0/910	0.50	0/1218
5	bB	0.24	0/796	0.47	0/1066
5	bC	0.26	0/910	0.49	0/1218
5	bD	0.24	0/796	0.47	0/1066
5	bE	0.26	0/910	0.49	0/1218
5	bF	0.23	0/796	0.46	0/1066
5	bG	0.26	0/910	0.48	0/1218
5	bH	0.24	0/796	0.47	0/1066
5	bI	0.27	0/910	0.55	1/1218 (0.1%)
5	bJ	0.23	0/796	0.47	0/1066
5	bK	0.27	0/910	0.55	1/1218 (0.1%)
5	bL	0.23	0/796	0.47	0/1066
5	bM	0.27	0/910	0.55	1/1218 (0.1%)
5	bN	0.23	0/796	0.47	0/1066
5	bO	0.27	0/910	0.55	1/1218 (0.1%)
5	bP	0.23	0/796	0.47	0/1066
5	bQ	0.27	0/910	0.55	1/1218 (0.1%)
5	bR	0.23	0/796	0.47	0/1066

Mol	Chain	Bond lengths		Bond angles	
		RMSZ	#|Z| >5	RMSZ	#|Z| >5
5	bS	0.27	0/910	0.55	1/1218 (0.1%)
5	bT	0.23	0/796	0.47	0/1066
5	bU	0.27	0/910	0.55	1/1218 (0.1%)
5	bV	0.23	0/796	0.47	0/1066
5	bW	0.27	0/910	0.55	1/1218 (0.1%)
5	bX	0.23	0/796	0.47	0/1066
5	bY	0.27	0/910	0.55	1/1218 (0.1%)
5	bZ	0.23	0/796	0.47	0/1066
5	ba	0.27	0/910	0.55	1/1218 (0.1%)
5	bb	0.23	0/796	0.47	0/1066
5	bc	0.27	0/910	0.55	1/1218 (0.1%)
5	bd	0.23	0/796	0.47	0/1066
5	be	0.27	0/910	0.55	1/1218 (0.1%)
5	bf	0.23	0/796	0.47	0/1066
5	bg	0.27	0/910	0.55	1/1218 (0.1%)
5	bh	0.23	0/796	0.47	0/1066
5	bi	0.27	0/910	0.55	1/1218 (0.1%)
5	bj	0.23	0/796	0.47	0/1066
5	bk	0.27	0/910	0.55	1/1218 (0.1%)
5	bl	0.23	0/796	0.47	0/1066
5	bm	0.27	0/910	0.55	1/1218 (0.1%)
5	bn	0.23	0/796	0.47	0/1066
5	bo	0.24	0/910	0.45	0/1218
5	bp	0.24	0/796	0.46	0/1066
5	bq	0.24	0/910	0.45	0/1218
5	br	0.24	0/796	0.47	0/1066
5	bs	0.24	0/910	0.45	0/1218
5	bt	0.24	0/796	0.47	0/1066
5	bu	0.24	0/910	0.45	0/1218
5	bv	0.24	0/796	0.46	0/1066
5	bw	0.24	0/910	0.45	0/1218
5	bx	0.24	0/796	0.47	0/1066
5	by	0.24	0/910	0.45	0/1218
5	bz	0.23	0/796	0.47	0/1066
5	cA	0.24	0/910	0.45	0/1218
5	cB	0.24	0/796	0.47	0/1066
5	cC	0.24	0/910	0.45	0/1218
5	cD	0.23	0/796	0.47	0/1066
5	cE	0.24	0/910	0.45	0/1218
5	cF	0.24	0/796	0.47	0/1066
5	cG	0.24	0/910	0.45	0/1218
5	cH	0.24	0/796	0.47	0/1066
5	cI	0.24	0/910	0.45	0/1218

Mol	Chain	Bond lengths		Bond angles	
		RMSZ	#|Z| >5	RMSZ	#|Z| >5
5	cJ	0.23	0/796	0.47	0/1066
5	cK	0.24	0/910	0.45	0/1218
5	cL	0.23	0/796	0.47	0/1066
5	cM	0.24	0/910	0.45	0/1218
5	cN	0.23	0/796	0.47	0/1066
5	cO	0.24	0/910	0.45	0/1218
5	cP	0.23	0/796	0.47	0/1066
5	cQ	0.24	0/910	0.45	0/1218
5	cR	0.24	0/796	0.47	0/1066
5	cS	0.24	0/910	0.45	0/1218
5	cT	0.24	0/796	0.47	0/1066
5	cU	0.25	0/910	0.45	0/1218
5	cV	0.24	0/796	0.47	0/1066
5	cW	0.25	0/910	0.45	0/1218
5	cX	0.23	0/796	0.47	0/1066
5	cY	0.25	0/910	0.45	0/1218
5	cZ	0.23	0/796	0.47	0/1066
5	ca	0.25	0/910	0.45	0/1218
5	cb	0.24	0/796	0.46	0/1066
5	cc	0.25	0/910	0.45	0/1218
5	cd	0.23	0/796	0.46	0/1066
5	ce	0.25	0/910	0.45	0/1218
5	cf	0.24	0/796	0.47	0/1066
5	cg	0.25	0/910	0.45	0/1218
5	ch	0.23	0/796	0.47	0/1066
5	ci	0.25	0/910	0.46	0/1218
5	cj	0.24	0/796	0.47	0/1066
5	ck	0.24	0/910	0.45	0/1218
5	cl	0.23	0/796	0.46	0/1066
5	cm	0.25	0/910	0.45	0/1218
5	cn	0.24	0/796	0.47	0/1066
5	co	0.25	0/910	0.45	0/1218
5	cp	0.23	0/796	0.46	0/1066
5	cq	0.25	0/910	0.45	0/1218
5	cr	0.23	0/796	0.46	0/1066
5	cs	0.25	0/910	0.45	0/1218
5	ct	0.23	0/796	0.46	0/1066
5	cu	0.25	0/910	0.45	0/1218
5	cv	0.23	0/796	0.46	0/1066
5	cw	0.25	0/910	0.45	0/1218
5	cx	0.24	0/796	0.46	0/1066
5	cy	0.25	0/910	0.45	0/1218
5	cz	0.23	0/796	0.47	0/1066

Mol	Chain	Bond lengths		Bond angles	
		RMSZ	#|Z| >5	RMSZ	#|Z| >5
5	dA	0.25	0/910	0.45	0/1218
5	dB	0.24	0/796	0.47	0/1066
5	dC	0.24	0/910	0.45	0/1218
5	dD	0.23	0/796	0.47	0/1066
5	dE	0.24	0/910	0.45	0/1218
5	dF	0.24	0/796	0.46	0/1066
5	dG	0.24	0/910	0.45	0/1218
5	dH	0.24	0/796	0.47	0/1066
5	dI	0.24	0/910	0.45	0/1218
5	dJ	0.23	0/796	0.47	0/1066
5	dK	0.24	0/910	0.46	0/1218
5	dL	0.23	0/796	0.46	0/1066
5	dM	0.25	0/910	0.46	0/1218
5	dN	0.24	0/796	0.47	0/1066
5	dO	0.25	0/910	0.46	0/1218
5	dP	0.24	0/796	0.47	0/1066
5	dQ	0.25	0/910	0.46	0/1218
5	dR	0.24	0/796	0.47	0/1066
5	dS	0.25	0/910	0.46	0/1218
5	dT	0.24	0/796	0.46	0/1066
5	dU	0.25	0/910	0.47	0/1218
5	dV	0.23	0/796	0.47	0/1066
5	dW	0.25	0/910	0.46	0/1218
5	dX	0.24	0/796	0.47	0/1066
5	dY	0.25	0/910	0.46	0/1218
5	dZ	0.24	0/796	0.47	0/1066
5	da	0.25	0/910	0.46	0/1218
5	db	0.23	0/796	0.46	0/1066
5	dc	0.25	0/910	0.46	0/1218
5	dd	0.24	0/796	0.47	0/1066
5	de	0.24	0/910	0.45	0/1218
5	df	0.23	0/796	0.47	0/1066
5	dg	0.25	0/910	0.46	0/1218
5	dh	0.24	0/796	0.47	0/1066
5	di	0.25	0/910	0.46	0/1218
5	dj	0.24	0/796	0.47	0/1066
5	dk	0.25	0/910	0.46	0/1218
5	dl	0.24	0/796	0.47	0/1066
5	dm	0.25	0/910	0.46	0/1218
5	dn	0.24	0/796	0.47	0/1066
5	do	0.25	0/910	0.46	0/1218
5	dp	0.23	0/796	0.47	0/1066
5	dq	0.25	0/910	0.47	0/1218

Mol	Chain	Bond lengths		Bond angles	
		RMSZ	#|Z| >5	RMSZ	#|Z| >5
5	dr	0.24	0/796	0.46	0/1066
5	ds	0.25	0/910	0.47	0/1218
5	dt	0.23	0/796	0.46	0/1066
5	du	0.25	0/910	0.47	0/1218
5	dv	0.24	0/796	0.47	0/1066
5	dw	0.25	0/910	0.47	0/1218
5	dx	0.24	0/796	0.46	0/1066
5	dy	0.25	0/910	0.47	0/1218
5	dz	0.24	0/796	0.47	0/1066
5	eA	0.25	0/910	0.47	0/1218
5	eB	0.24	0/796	0.47	0/1066
5	eC	0.25	0/910	0.46	0/1218
5	eD	0.23	0/796	0.47	0/1066
5	eE	0.25	0/910	0.46	0/1218
5	eF	0.24	0/796	0.47	0/1066
5	eG	0.25	0/910	0.46	0/1218
5	eH	0.24	0/796	0.47	0/1066
5	eI	0.25	0/910	0.46	0/1218
5	eJ	0.24	0/796	0.47	0/1066
5	eK	0.25	0/910	0.46	0/1218
5	eL	0.24	0/796	0.47	0/1066
5	eM	0.24	0/910	0.45	0/1218
5	eN	0.23	0/796	0.47	0/1066
5	eO	0.24	0/910	0.46	0/1218
5	eP	0.24	0/796	0.46	0/1066
5	eQ	0.24	0/910	0.46	0/1218
5	eR	0.24	0/796	0.46	0/1066
5	eS	0.24	0/910	0.46	0/1218
5	eT	0.24	0/796	0.47	0/1066
5	eU	0.24	0/910	0.46	0/1218
5	eV	0.24	0/796	0.47	0/1066
5	eW	0.24	0/910	0.46	0/1218
5	eX	0.24	0/796	0.46	0/1066
5	eY	0.24	0/910	0.46	0/1218
5	eZ	0.23	0/796	0.47	0/1066
5	ea	0.24	0/910	0.46	0/1218
5	eb	0.23	0/796	0.47	0/1066
5	ec	0.24	0/910	0.46	0/1218
5	ed	0.23	0/796	0.46	0/1066
5	ee	0.24	0/910	0.46	0/1218
5	ef	0.24	0/796	0.47	0/1066
5	eg	0.24	0/910	0.46	0/1218
5	eh	0.24	0/796	0.47	0/1066

Mol	Chain	Bond lengths		Bond angles	
		RMSZ	#|Z| >5	RMSZ	#|Z| >5
5	ei	0.24	0/910	0.46	0/1218
5	ej	0.24	0/796	0.46	0/1066
5	ek	0.24	0/910	0.45	0/1218
5	el	0.24	0/796	0.47	0/1066
5	em	0.24	0/910	0.45	0/1218
5	en	0.24	0/796	0.47	0/1066
5	eo	0.24	0/910	0.45	0/1218
5	ep	0.23	0/796	0.47	0/1066
5	eq	0.24	0/910	0.45	0/1218
5	er	0.24	0/796	0.46	0/1066
5	es	0.24	0/910	0.45	0/1218
5	et	0.24	0/796	0.47	0/1066
5	eu	0.24	0/910	0.45	0/1218
5	ev	0.23	0/796	0.46	0/1066
5	ew	0.24	0/910	0.45	0/1218
5	ex	0.23	0/796	0.46	0/1066
5	ey	0.24	0/910	0.45	0/1218
5	ez	0.23	0/796	0.47	0/1066
5	fA	0.24	0/910	0.45	0/1218
5	fB	0.24	0/796	0.47	0/1066
5	fC	0.24	0/910	0.45	0/1218
5	fD	0.24	0/796	0.46	0/1066
5	fE	0.24	0/910	0.45	0/1218
5	fF	0.24	0/796	0.47	0/1066
5	fG	0.24	0/910	0.45	0/1218
5	fH	0.24	0/796	0.46	0/1066
5	fI	0.24	0/910	0.45	0/1218
5	fJ	0.24	0/796	0.47	0/1066
5	fK	0.24	0/910	0.45	0/1218
5	fL	0.23	0/796	0.47	0/1066
5	fM	0.24	0/910	0.45	0/1218
5	fN	0.24	0/796	0.47	0/1066
5	fO	0.24	0/910	0.45	0/1218
5	fP	0.24	0/796	0.47	0/1066
5	fQ	0.24	0/910	0.45	0/1218
5	fR	0.23	0/796	0.46	0/1066
5	fS	0.24	0/910	0.45	0/1218
5	fT	0.24	0/796	0.47	0/1066
5	fU	0.24	0/910	0.45	0/1218
5	fV	0.24	0/796	0.47	0/1066
5	fW	0.24	0/910	0.45	0/1218
5	fX	0.23	0/796	0.47	0/1066
5	fY	0.24	0/910	0.45	0/1218

Mol	Chain	Bond lengths		Bond angles	
		RMSZ	#|Z| >5	RMSZ	#|Z| >5
5	fZ	0.23	0/796	0.47	0/1066
5	fa	0.24	0/910	0.45	0/1218
5	fb	0.23	0/796	0.47	0/1066
5	fc	0.24	0/910	0.45	0/1218
5	fd	0.24	0/796	0.47	0/1066
5	fe	0.24	0/910	0.45	0/1218
5	ff	0.24	0/796	0.46	0/1066
5	fg	0.24	0/910	0.45	0/1218
5	fh	0.24	0/796	0.47	0/1066
5	fi	0.24	0/910	0.45	0/1218
5	fj	0.23	0/796	0.47	0/1066
5	fk	0.24	0/910	0.45	0/1218
5	fl	0.24	0/796	0.46	0/1066
5	fm	0.24	0/910	0.45	0/1218
5	fn	0.24	0/796	0.47	0/1066
5	fo	0.24	0/910	0.45	0/1218
5	fp	0.24	0/796	0.47	0/1066
5	fq	0.24	0/910	0.45	0/1218
5	fr	0.23	0/796	0.47	0/1066
5	fs	0.24	0/910	0.45	0/1218
5	ft	0.24	0/796	0.46	0/1066
5	fu	0.24	0/910	0.45	0/1218
5	fv	0.24	0/796	0.47	0/1066
5	fw	0.24	0/910	0.45	0/1218
5	fx	0.23	0/796	0.47	0/1066
5	fy	0.24	0/910	0.45	0/1218
5	fz	0.23	0/796	0.47	0/1066
5	gA	0.24	0/910	0.45	0/1218
5	gB	0.23	0/796	0.47	0/1066
5	gC	0.24	0/910	0.45	0/1218
5	gD	0.23	0/796	0.47	0/1066
6	Xx	0.25	0/2796	0.44	0/3762
6	Xy	0.25	0/3008	0.43	0/4051
6	Xz	0.25	0/2878	0.44	0/3874
6	YA	0.25	0/2814	0.43	0/3786
6	YB	0.25	0/2937	0.43	0/3954
6	YC	0.25	0/2805	0.44	0/3774
6	YD	0.25	0/2838	0.43	0/3818
6	YE	0.25	0/2879	0.43	0/3874
6	YF	0.25	0/2803	0.42	0/3771
6	YG	0.25	0/2937	0.43	0/3954
6	YH	0.25	0/2943	0.45	0/3962
6	YI	0.25	0/3050	0.43	0/4107

Mol	Chain	Bond lengths		Bond angles	
		RMSZ	#|Z| >5	RMSZ	#|Z| >5
All	All	0.26	0/2083414	0.44	16/2807269 (0.0%)

There are no bond length outliers.

All (16) bond angle outliers are listed below:

Mol	Chain	Res	Type	Atoms	Z	Observed(^{o})	Ideal(^{o})
5	bi	148	LEU	CA-CB-CG	5.92	128.91	115.30
5	bO	148	LEU	CA-CB-CG	5.92	128.91	115.30
5	bS	148	LEU	CA-CB-CG	5.92	128.90	115.30
5	bc	148	LEU	CA-CB-CG	5.91	128.90	115.30
5	bg	148	LEU	CA-CB-CG	5.91	128.90	115.30
5	bU	148	LEU	CA-CB-CG	5.91	128.89	115.30
5	be	148	LEU	CA-CB-CG	5.91	128.89	115.30
5	bQ	148	LEU	CA-CB-CG	5.91	128.89	115.30
5	bm	148	LEU	CA-CB-CG	5.91	128.88	115.30
5	bM	148	LEU	CA-CB-CG	5.90	128.87	115.30
5	bY	148	LEU	CA-CB-CG	5.90	128.87	115.30
5	ba	148	LEU	CA-CB-CG	5.90	128.87	115.30
5	bK	148	LEU	CA-CB-CG	5.90	128.86	115.30
5	bk	148	LEU	CA-CB-CG	5.89	128.84	115.30
5	bI	148	LEU	CA-CB-CG	5.88	128.83	115.30
5	bW	148	LEU	CA-CB-CG	5.88	128.82	115.30

There are no chirality outliers.

There are no planarity outliers.

5.2 Too-close contacts (i)

Due to software issues we are unable to calculate clashes - this section is therefore empty.

5.3 Torsion angles (i)

5.3.1 Protein backbone (i)

There are no protein backbone outliers to report in this entry.

5.3.2 Protein sidechains (i)

There are no protein residues with a non-rotameric sidechain to report in this entry.

5.3.3 RNA (i)

There are no RNA molecules in this entry.

5.4 Non-standard residues in protein, DNA, RNA chains (i)

There are no non-standard protein/DNA/RNA residues in this entry.

5.5 Carbohydrates (i)

There are no oligosaccharides in this entry.

5.6 Ligand geometry (i)

There are no ligands in this entry.

5.7 Other polymers (i)

There are no such residues in this entry.

5.8 Polymer linkage issues (i)

There are no chain breaks in this entry.

6 Map visualisation (i)

This section contains visualisations of the EMDB entry EMD-18519. These allow visual inspection of the internal detail of the map and identification of artifacts.

Images derived from a raw map, generated by summing the deposited half-maps, are presented below the corresponding image components of the primary map to allow further visual inspection and comparison with those of the primary map.

6.1 Orthogonal projections (i)

6.1.1 Primary map

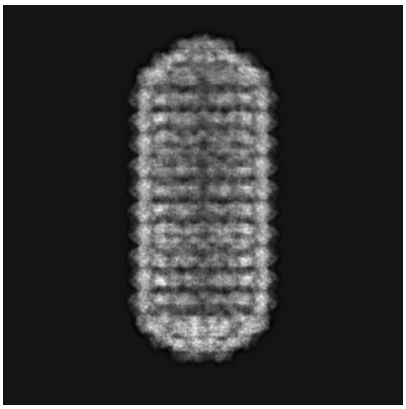

X



Y



Z

6.1.2 Raw map

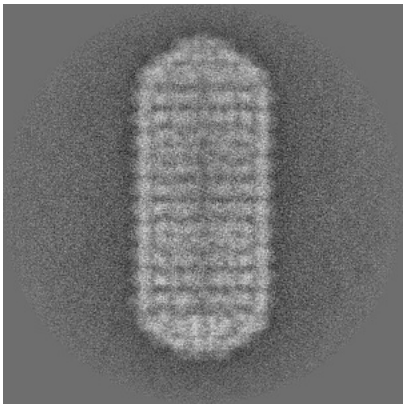

X

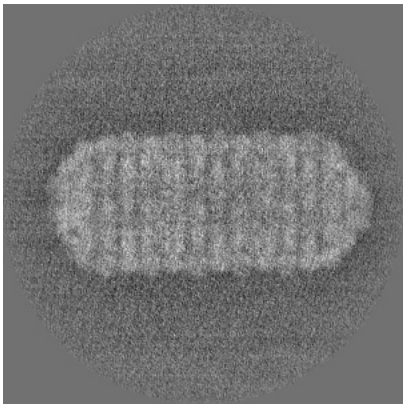

Y

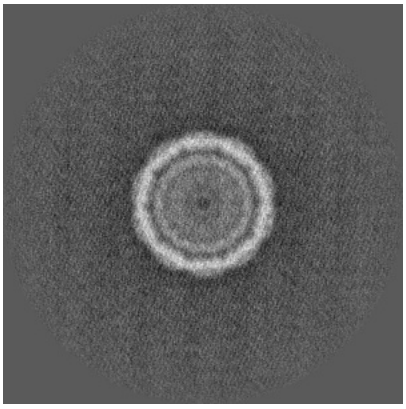

Z

The images above show the map projected in three orthogonal directions.

6.2 Central slices (i)

6.2.1 Primary map

X Index: 360


Y Index: 360


Z Index: 360

6.2.2 Raw map


X Index: 360


Y Index: 360


Z Index: 360

The images above show central slices of the map in three orthogonal directions.

6.3 Largest variance slices (i)

6.3.1 Primary map



X Index: 435



Y Index: 254



Z Index: 139

6.3.2 Raw map



X Index: 369



Y Index: 346



Z Index: 356

The images above show the largest variance slices of the map in three orthogonal directions.

6.4 Orthogonal standard-deviation projections (False-color) (i)

6.4.1 Primary map


X


Y


Z

6.4.2 Raw map


X


Y

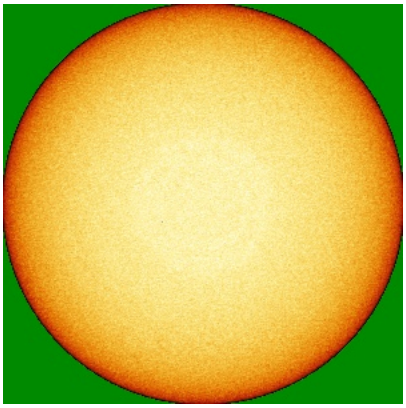
Z

The images above show the map standard deviation projections with false color in three orthogonal directions. Minimum values are shown in green, max in blue, and dark to light orange shades represent small to large values respectively.

6.5 Orthogonal surface views (i)

6.5.1 Primary map



X Y Z

The images above show the 3D surface view of the map at the recommended contour level 0.011. These images, in conjunction with the slice images, may facilitate assessment of whether an appropriate contour level has been provided.

6.5.2 Raw map



X Y Z

These images show the 3D surface of the raw map. The raw map's contour level was selected so that its surface encloses the same volume as the primary map does at its recommended contour level.

6.6 Mask visualisation (i)

This section shows the 3D surface view of the primary map at 50% transparency overlaid with the specified mask at 0% transparency

A mask typically either:

- Encompasses the whole structure
- Separates out a domain, a functional unit, a monomer or an area of interest from a larger structure

6.6.1 emd_18519_msk_1.map (i)



X



Y



Z

7 Map analysis (i)

This section contains the results of statistical analysis of the map.

7.1 Map-value distribution (i)

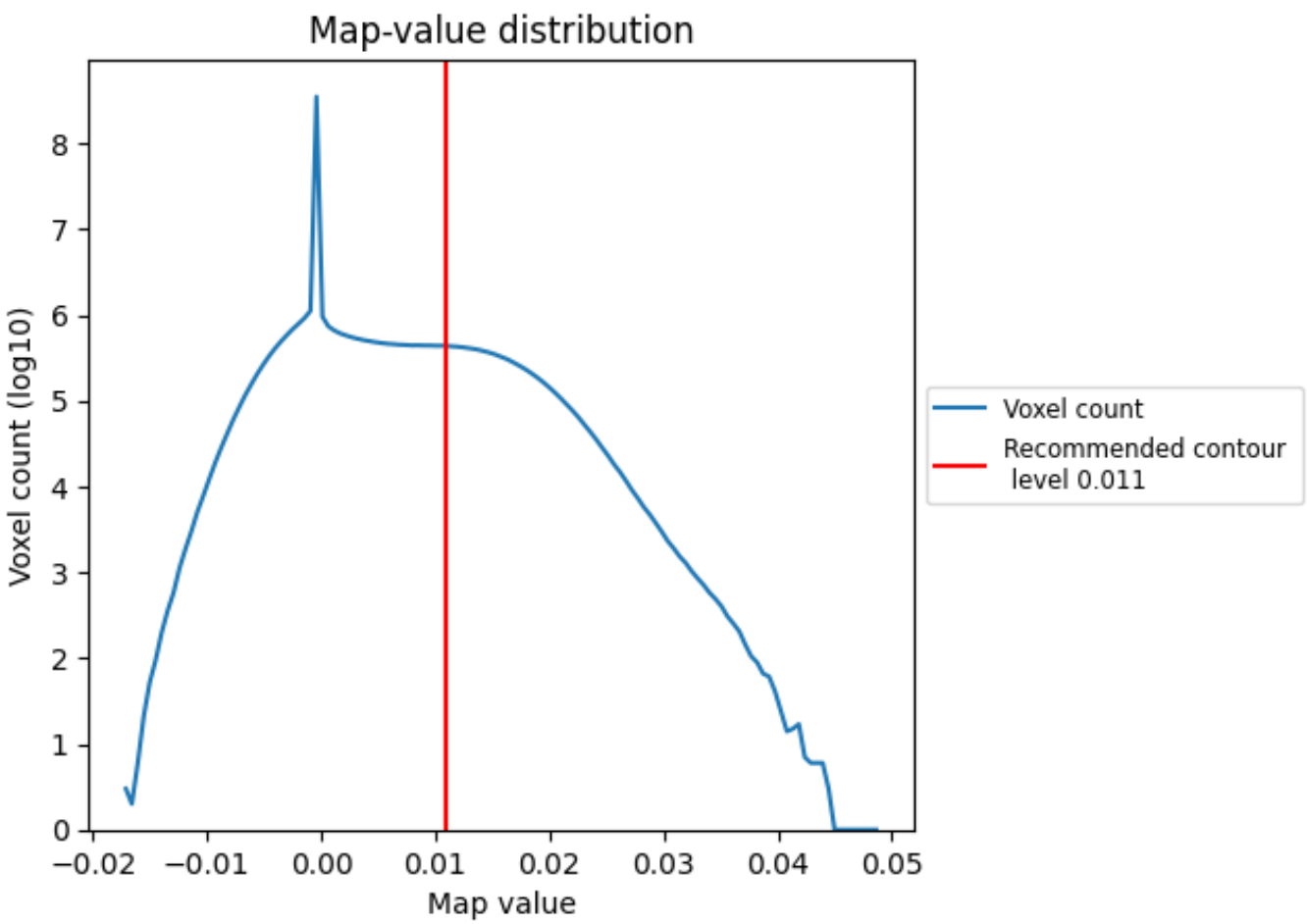

The map-value distribution is plotted in 128 intervals along the x-axis. The y-axis is logarithmic. A spike in this graph at zero usually indicates that the volume has been masked.

7.2 Volume estimate (i)

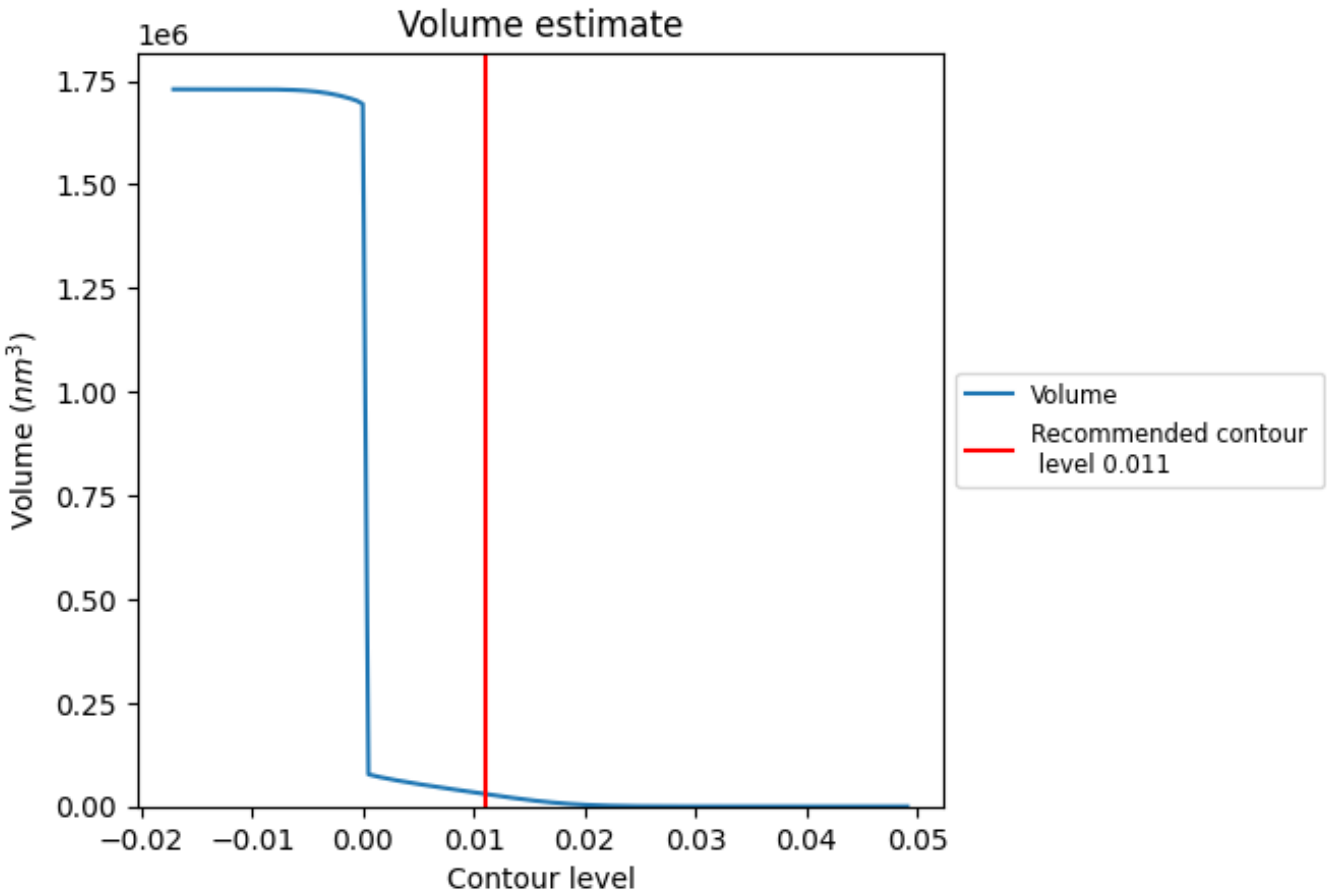

The volume at the recommended contour level is 30139 nm^3; this corresponds to an approximate mass of 27226 kDa.

The volume estimate graph shows how the enclosed volume varies with the contour level. The recommended contour level is shown as a vertical line and the intersection between the line and the curve gives the volume of the enclosed surface at the given level.

7.3 Rotationally averaged power spectrum (i)

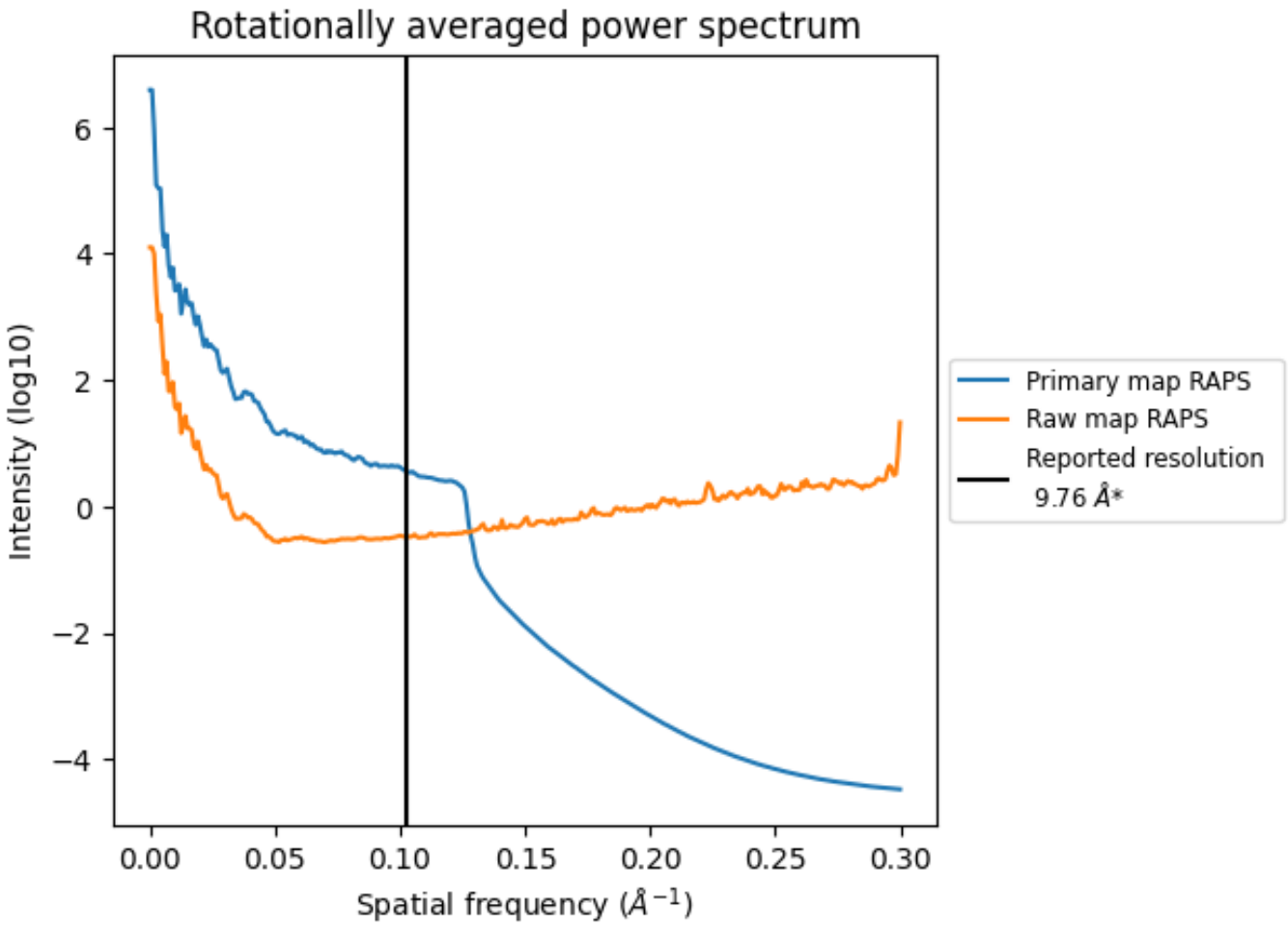

*Reported resolution corresponds to spatial frequency of 0.102 Å^{-1}

8 Fourier-Shell correlation (i)

Fourier-Shell Correlation (FSC) is the most commonly used method to estimate the resolution of single-particle and subtomogram-averaged maps. The shape of the curve depends on the imposed symmetry, mask and whether or not the two 3D reconstructions used were processed from a common reference. The reported resolution is shown as a black line. A curve is displayed for the half-bit criterion in addition to lines showing the 0.143 gold standard cut-off and 0.5 cut-off.

8.1 FSC (i)

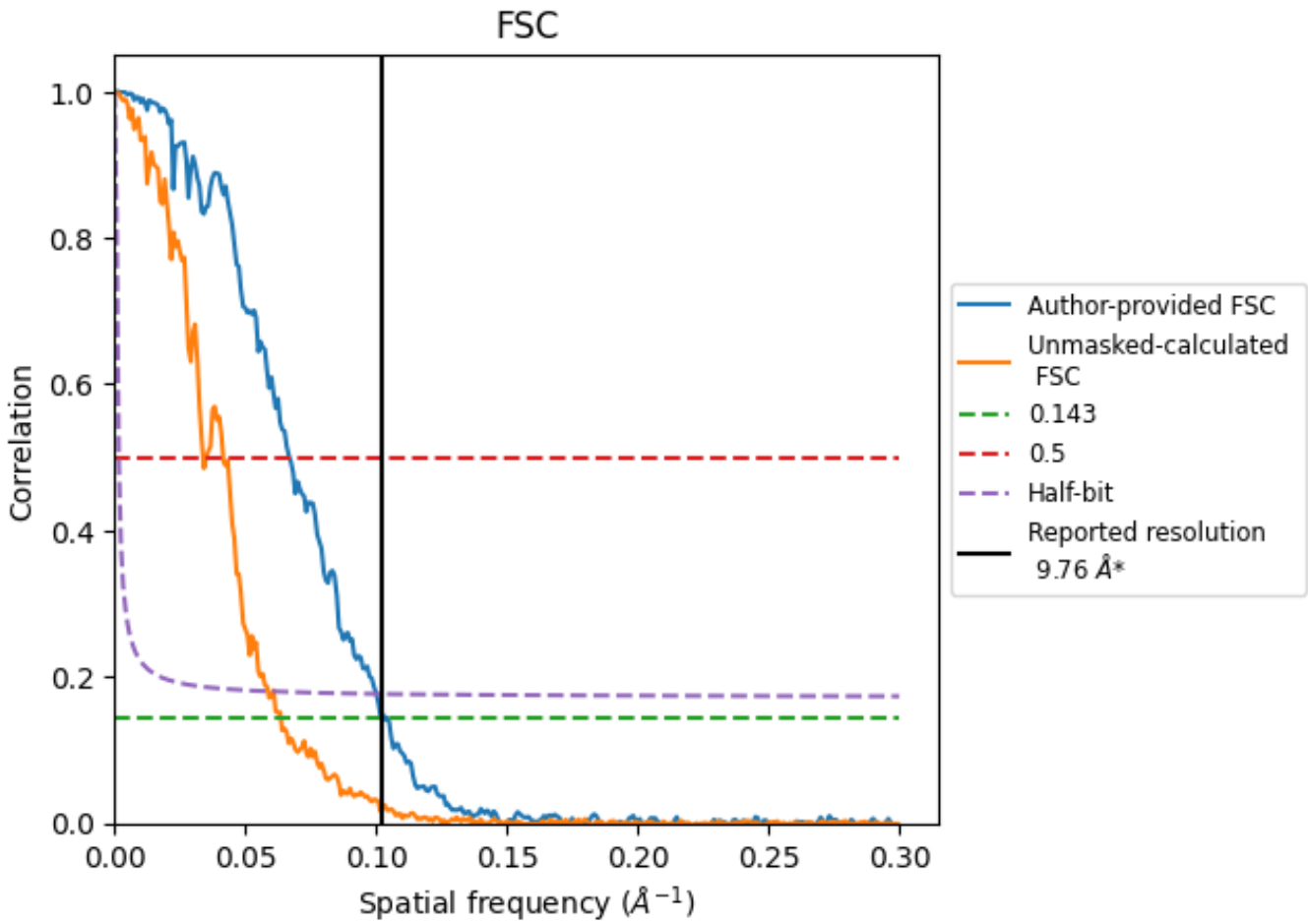

*Reported resolution corresponds to spatial frequency of 0.102 Å^{-1}

8.2 Resolution estimates (i)

Resolution estimate (Å)	Estimation criterion (FSC cut-off)		
	0.143	0.5	Half-bit
Reported by author	9.76	-	-
Author-provided FSC curve	9.70	14.95	10.00
Unmasked-calculated*	15.72	29.50	17.04

*Resolution estimate based on FSC curve calculated by comparison of deposited half-maps. The value from deposited half-maps intersecting FSC 0.143 CUT-OFF 15.72 differs from the reported value 9.76 by more than 10 %

9 Map-model fit (i)

This section contains information regarding the fit between EMDB map EMD-18519 and PDB model 8QO1. Per-residue inclusion information can be found in section 3 on page 157.

9.1 Map-model overlay (i)

This section was not generated.

9.2 Q-score mapped to coordinate model (i)

This section was not generated.

9.3 Atom inclusion mapped to coordinate model (i)

This section was not generated.

9.4 Atom inclusion (i)

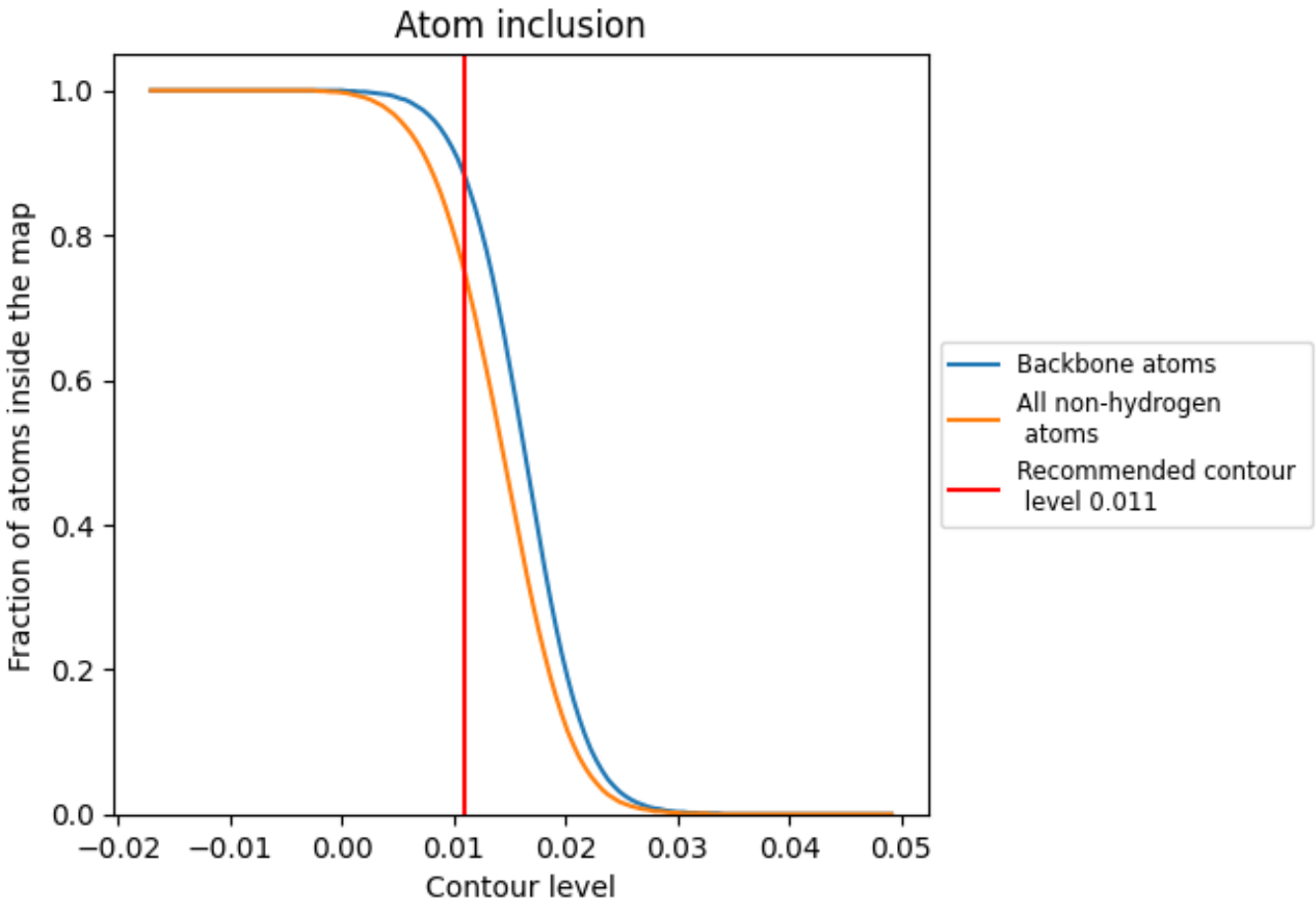

At the recommended contour level, 88% of all backbone atoms, 75% of all non-hydrogen atoms, are inside the map.

9.5 Map-model fit summary (i)

The table lists the average atom inclusion at the recommended contour level (0.011) and Q-score for the entire model and for each chain.

Chain	Atom inclusion
All	0.7470
AA	0.7850
AB	0.8120
AC	0.7920
AD	0.7290
AE	0.7590
AF	0.7730
AG	0.7580
AH	0.7190
AI	0.7570
AJ	0.7290
AK	0.7820
AL	0.7780
AM	0.7240
AN	0.7280
AO	0.7090
AP	0.7350
AQ	0.7430
AR	0.7560
AS	0.7650
AT	0.6950
AU	0.7660
AV	0.7750
AW	0.7900
AX	0.7260
AY	0.7510
AZ	0.7800
Aa	0.7590
Ab	0.8110
Ac	0.8320
Ad	0.7680
Ae	0.8010
Af	0.7980
Ag	0.8110
Ah	0.7740

Continued on next page...

Continued from previous page...

Chain	Atom inclusion
Ai	0.7810
Aj	0.7680
Ak	0.7770
Al	0.7950
Am	0.7940
An	0.7930
Ao	0.7840
Ap	0.7900
Aq	0.8060
Ar	0.7850
As	0.8180
At	0.7910
Au	0.8010
Av	0.7870
Aw	0.7950
Ax	0.7780
Ay	0.7540
Az	0.8450
BA	0.7990
BB	0.7980
BC	0.7510
BD	0.7670
BE	0.8140
BF	0.7510
BG	0.8270
BH	0.7910
BI	0.8050
BJ	0.7630
BK	0.7680
BL	0.7400
BM	0.7750
BN	0.8110
BO	0.7920
BP	0.7690
BQ	0.8120
BR	0.8090
BS	0.7390
BT	0.7850
BU	0.7950
BV	0.8170
BW	0.8050
BX	0.8010

Continued on next page...

Continued from previous page...

Chain	Atom inclusion
BY	0.7470
BZ	0.7840
Ba	0.7390
Bb	0.7890
Bc	0.7840
Bd	0.7790
Be	0.7730
Bf	0.8090
Bg	0.7830
Bh	0.7510
Bi	0.8120
Bj	0.7310
Bk	0.8230
Bl	0.7840
Bm	0.7360
Bn	0.7370
Bo	0.7920
Bp	0.6380
Bq	0.7280
Br	0.7260
Bs	0.7930
Bt	0.7600
Bu	0.7240
Bv	0.7280
Bw	0.8470
Bx	0.7780
By	0.7390
Bz	0.7240
CA	0.7790
CB	0.7960
CC	0.8280
CD	0.7490
CE	0.7920
CF	0.7530
CG	0.7260
CH	0.7020
CI	0.7870
CJ	0.7680
CK	0.8640
CL	0.7360
CM	0.7770
CN	0.7570

Continued on next page...

Continued from previous page...

Chain	Atom inclusion
CO	0.8120
CP	0.8030
CQ	0.7630
CR	0.8260
CS	0.8120
CT	0.8100
CU	0.7680
CV	0.8360
CW	0.7860
CX	0.7760
CY	0.7210
CZ	0.8420
Ca	0.8040
Cb	0.8250
Cc	0.8160
Cd	0.7180
Ce	0.7600
Cf	0.8170
Cg	0.7540
Ch	0.7860
Ci	0.7640
Cj	0.7700
Ck	0.7870
Cl	0.7810
Cm	0.7700
Cn	0.7110
Co	0.8380
Cp	0.7900
Cq	0.8060
Cr	0.7680
Cs	0.7810
Ct	0.8170
Cu	0.8180
Cv	0.8400
Cw	0.8220
Cx	0.8020
Cy	0.8060
Cz	0.8410
DA	0.7930
DB	0.7440
DC	0.8460
DD	0.7560

Continued on next page...

Continued from previous page...

Chain	Atom inclusion
DE	0.8260
DF	0.8050
DG	0.7530
DH	0.8250
DI	0.7620
DJ	0.8030
DK	0.5150
DL	0.6680
DM	0.6380
DN	0.5210
DO	0.7230
DP	0.6640
DQ	0.5370
DR	0.6710
DS	0.6090
DT	0.6090
DU	0.5830
DV	0.7330
DW	0.5970
DX	0.6810
DY	0.7100
DZ	0.7750
Da	0.6190
Db	0.4920
Dc	0.7880
Dd	0.6980
De	0.6480
Df	0.7910
Dg	0.6930
Dh	0.7130
Di	0.6670
Dj	0.6630
Dk	0.8450
Dl	0.6770
Dm	0.8300
Dn	0.6450
Do	0.7130
Dp	0.7100
Dq	0.6810
Dr	0.6580
Ds	0.7460
Dt	0.7230

Continued on next page...

Continued from previous page...

Chain	Atom inclusion
Du	0.6870
Dv	0.7690
Dw	0.4000
Dx	0.7130
Dy	0.7590
Dz	0.6480
EA	0.7690
EB	0.6110
EC	0.7780
ED	0.7810
EE	0.6250
EF	0.7560
EG	0.6380
EH	0.6440
EI	0.8140
EJ	0.6900
EK	0.8140
EL	0.7310
EM	0.7330
EN	0.7200
EO	0.7700
EP	0.6680
EQ	0.6420
ER	0.7080
ES	0.6840
ET	0.7560
EU	0.7080
EV	0.6870
EW	0.6840
EX	0.7130
EY	0.7100
EZ	0.6810
Ea	0.7280
Eb	0.6290
Ec	0.6610
Ed	0.7490
Ee	0.7490
Ef	0.7750
Eg	0.7580
Eh	0.7040
Ei	0.6480
Ej	0.7280

Continued on next page...

Continued from previous page...

Chain	Atom inclusion
Ek	0.6840
El	0.6320
Em	0.5600
En	0.7190
Eo	0.6870
Ep	0.7800
Eq	0.8190
Er	0.7930
Es	0.7500
Et	0.7700
Eu	0.8020
Ev	0.7450
Ew	0.7040
Ex	0.7690
Ey	0.6700
Ez	0.7960
FA	0.7530
FB	0.7110
FC	0.7490
FD	0.7420
FE	0.7910
FF	0.7610
FG	0.7260
FH	0.7930
FI	0.7140
FJ	0.7820
FK	0.7910
FL	0.7570
FM	0.7820
FN	0.7410
FO	0.8210
FP	0.7770
FQ	0.7950
FR	0.8120
FS	0.7890
FT	0.7780
FU	0.8060
FV	0.8090
FW	0.7660
FX	0.7870
FY	0.7810
FZ	0.8090

Continued on next page...

Continued from previous page...

Chain	Atom inclusion
Fa	0.7880
Fb	0.8040
Fc	0.7900
Fd	0.7820
Fe	0.8120
Ff	0.7680
Fg	0.7780
Fh	0.8180
Fi	0.7880
Fj	0.8090
Fk	0.8120
Fl	0.8110
Fm	0.7630
Fn	0.7860
Fo	0.8400
Fp	0.8220
Fq	0.7900
Fr	0.7780
Fs	0.7510
Ft	0.7820
Fu	0.7490
Fv	0.8180
Fw	0.7940
Fx	0.7960
Fy	0.8020
Fz	0.8200
GA	0.7700
GB	0.8140
GC	0.8040
GD	0.8050
GE	0.7930
GF	0.7790
GG	0.8070
GH	0.7370
GI	0.7730
GJ	0.7920
GK	0.8200
GL	0.7880
GM	0.8120
GN	0.7810
GO	0.8100
GP	0.7610

Continued on next page...

Continued from previous page...

Chain	Atom inclusion
GQ	0.7780
GR	0.8160
GS	0.8090
GT	0.7680
GU	0.8360
GV	0.8320
GW	0.7560
GX	0.7460
GY	0.7650
GZ	0.7860
Ga	0.7990
Gb	0.6930
Gc	0.7150
Gd	0.7760
Ge	0.7340
Gf	0.7680
Gg	0.7500
Gh	0.7860
Gi	0.7520
Gj	0.7560
Gk	0.7220
Gl	0.7870
Gm	0.7760
Gn	0.7690
Go	0.7870
Gp	0.8030
Gq	0.7510
Gr	0.8270
Gs	0.7670
Gt	0.7600
Gu	0.7410
Gv	0.7750
Gw	0.7390
Gx	0.8190
Gy	0.7890
Gz	0.8690
HA	0.7780
HB	0.7980
HC	0.8140
HD	0.8450
HE	0.8180
HF	0.8070

Continued on next page...

Continued from previous page...

Chain	Atom inclusion
HG	0.8250
HH	0.8360
HI	0.7750
HJ	0.7850
HK	0.7930
HL	0.8170
HM	0.8010
HN	0.7630
HO	0.8460
HP	0.8060
HQ	0.8110
HR	0.7940
HS	0.7380
HT	0.7730
HU	0.8100
HV	0.7700
HW	0.7970
HX	0.8050
HY	0.7960
HZ	0.8190
Ha	0.8210
Hb	0.7800
Hc	0.7700
Hd	0.7910
He	0.8160
Hf	0.8120
Hg	0.7320
Hh	0.7970
Hi	0.8100
Hj	0.8410
Hk	0.8300
Hl	0.8190
Hm	0.8430
Hn	0.8150
Ho	0.8320
Hp	0.8350
Hq	0.7550
Hr	0.8110
Hs	0.7700
Ht	0.8200
Hu	0.8040
Hv	0.7540

Continued on next page...

Continued from previous page...

Chain	Atom inclusion
Hw	0.7810
Hx	0.7320
Hy	0.7870
Hz	0.5780
IA	0.6420
IB	0.7390
IC	0.4430
ID	0.7300
IE	0.7000
IF	0.6220
IG	0.6060
IH	0.6550
II	0.6840
IJ	0.6610
IK	0.7910
IL	0.6280
IM	0.6840
IN	0.7200
IO	0.7100
IP	0.6120
IQ	0.5440
IR	0.8140
IS	0.7050
IT	0.6550
IU	0.7290
IV	0.6910
IW	0.7050
IX	0.7560
IY	0.7250
IZ	0.8570
Ia	0.7360
Ib	0.8180
Ic	0.6910
Id	0.7490
Ie	0.7200
If	0.7390
Ig	0.7170
Ih	0.7750
Ii	0.7430
Ij	0.6910
Ik	0.6810
Il	0.4210

Continued on next page...

Continued from previous page...

Chain	Atom inclusion
Im	0.7300
In	0.7430
Io	0.7200
Ip	0.7640
Iq	0.4530
Ir	0.8130
Is	0.6840
It	0.7200
Iu	0.7650
Iv	0.6290
Iw	0.7000
Ix	0.7360
Iy	0.6740
Iz	0.8100
JA	0.7130
JB	0.7100
JC	0.7260
JD	0.7250
JE	0.6870
JF	0.6320
JG	0.7670
JH	0.7460
JI	0.7040
JJ	0.7460
JK	0.6910
JL	0.7170
JM	0.6640
JN	0.7100
JO	0.7910
JP	0.8100
JQ	0.6740
JR	0.7130
JS	0.7550
JT	0.6680
JU	0.6710
JV	0.7220
JW	0.6480
JX	0.6450
JY	0.6840
JZ	0.7330
Ja	0.7460
Jb	0.6090

Continued on next page...

Continued from previous page...

Chain	Atom inclusion
Jc	0.7880
Jd	0.6970
Je	0.8130
Jf	0.8150
Jg	0.7800
Jh	0.7630
Ji	0.7510
Jj	0.8010
Jk	0.7610
Jl	0.7620
Jm	0.7880
Jn	0.7160
Jo	0.7530
Jp	0.7840
Jq	0.7320
Jr	0.7330
Js	0.7160
Jt	0.7450
Ju	0.7250
Jv	0.7590
Jw	0.7590
Jx	0.7100
Jy	0.8120
Jz	0.7750
KA	0.7760
KB	0.7150
KC	0.7270
KD	0.7820
KE	0.7790
KF	0.8020
KG	0.8260
KH	0.7800
KI	0.7820
KJ	0.7990
KK	0.7870
KL	0.7760
KM	0.8060
KN	0.7520
KO	0.8070
KP	0.7930
KQ	0.7660
KR	0.7930

Continued on next page...

Continued from previous page...

Chain	Atom inclusion
KS	0.7830
KT	0.8130
KU	0.7870
KV	0.7600
KW	0.7990
KX	0.7830
KY	0.8030
KZ	0.7890
Ka	0.8140
Kb	0.7640
Kc	0.7690
Kd	0.8490
Ke	0.7980
Kf	0.7990
Kg	0.7980
Kh	0.7960
Ki	0.7820
Kj	0.7420
Kk	0.8220
Kl	0.7900
Km	0.8180
Kn	0.7630
Ko	0.8120
Kp	0.7550
Kq	0.8070
Kr	0.8260
Ks	0.8300
Kt	0.7780
Ku	0.8150
Kv	0.8060
Kw	0.7310
Kx	0.7670
Ky	0.7610
Kz	0.7890
LA	0.7550
LB	0.8400
LC	0.7540
LD	0.7960
LE	0.7790
LF	0.7910
LG	0.7770
LH	0.8200

Continued on next page...

Continued from previous page...

Chain	Atom inclusion
LI	0.7660
LJ	0.8820
LK	0.8250
LL	0.7970
LM	0.8220
LN	0.7840
LO	0.7770
LP	0.7900
LQ	0.6990
LR	0.6890
LS	0.7500
LT	0.7110
LU	0.7690
LV	0.7640
LW	0.7780
LX	0.7540
LY	0.7110
LZ	0.7120
La	0.8210
Lb	0.7390
Lc	0.7510
Ld	0.7610
Le	0.6710
Lf	0.7850
Lg	0.8150
Lh	0.7520
Li	0.7650
Lj	0.7370
Lk	0.7840
Ll	0.7890
Lm	0.8190
Ln	0.7680
Lo	0.8530
Lp	0.8010
Lq	0.8120
Lr	0.7690
Ls	0.8100
Lt	0.8120
Lu	0.7920
Lv	0.8350
Lw	0.8370
Lx	0.8150

Continued on next page...

Continued from previous page...

Chain	Atom inclusion
Ly	0.7410
Lz	0.8160
MA	0.8300
MB	0.7720
MC	0.8010
MD	0.8420
ME	0.8090
MF	0.7990
MG	0.7780
MH	0.7770
MI	0.7820
MJ	0.8500
MK	0.7830
ML	0.7360
MM	0.7160
MN	0.7890
MO	0.8480
MP	0.8140
MQ	0.7600
MR	0.7840
MS	0.8200
MT	0.8180
MU	0.7860
MV	0.7340
MW	0.7500
MX	0.8180
MY	0.7890
MZ	0.8090
Ma	0.8060
Mb	0.8110
Mc	0.7860
Md	0.7950
Me	0.7940
Mf	0.7420
Mg	0.8070
Mh	0.7460
Mi	0.8260
Mj	0.8090
Mk	0.7680
Ml	0.7640
Mm	0.7700
Mn	0.8080

Continued on next page...

Continued from previous page...

Chain	Atom inclusion
Mo	0.5660
Mp	0.7330
Mq	0.6450
Mr	0.4820
Ms	0.6970
Mt	0.7100
Mu	0.5670
Mv	0.6250
Mw	0.6320
Mx	0.7070
My	0.5570
Mz	0.7390
NA	0.4960
NB	0.6610
NC	0.7390
ND	0.7720
NE	0.6810
NF	0.5800
NG	0.8010
NH	0.6630
NI	0.6120
NJ	0.7750
NK	0.6250
NL	0.6510
NM	0.6700
NN	0.7440
NO	0.8490
NP	0.7200
NQ	0.7730
NR	0.6250
NS	0.7330
NT	0.7780
NU	0.8010
NV	0.7390
NW	0.7820
NX	0.7690
NY	0.6640
NZ	0.7300
Na	0.4420
Nb	0.7430
Nc	0.7460
Nd	0.7170

Continued on next page...

Continued from previous page...

Chain	Atom inclusion
Ne	0.6910
Nf	0.6680
Ng	0.7820
Nh	0.6560
Ni	0.7000
Nj	0.7690
Nk	0.7000
Nl	0.7170
Nm	0.7520
Nn	0.7290
No	0.7910
Np	0.7710
Nq	0.7260
Nr	0.7330
Ns	0.7550
Nt	0.6870
Nu	0.5900
Nv	0.7520
Nw	0.6610
Nx	0.7650
Ny	0.7340
Nz	0.7430
OA	0.6800
OB	0.6970
OC	0.7730
OD	0.7820
OE	0.7820
OF	0.6640
OG	0.6320
OH	0.7050
OI	0.7070
OJ	0.7130
OK	0.6990
OL	0.7520
OM	0.7200
ON	0.6960
OO	0.7950
OP	0.6810
OQ	0.5700
OR	0.7430
OS	0.7560
OT	0.7900

Continued on next page...

Continued from previous page...

Chain	Atom inclusion
OU	0.7860
OV	0.7860
OW	0.7400
OX	0.8030
OY	0.7820
OZ	0.7610
Oa	0.7270
Ob	0.7650
Oc	0.7200
Od	0.7860
Oe	0.7310
Of	0.7660
Og	0.7410
Oh	0.7280
Oi	0.7710
Oj	0.7400
Ok	0.7980
Ol	0.7520
Om	0.7070
On	0.7810
Oo	0.7700
Op	0.7430
Oq	0.6880
Or	0.7300
Os	0.7810
Ot	0.7840
Ou	0.8200
Ov	0.8160
Ow	0.7940
Ox	0.7940
Oy	0.8180
Oz	0.7930
PA	0.7740
PB	0.7730
PC	0.7910
PD	0.8130
PE	0.8180
PF	0.8030
PG	0.7930
PH	0.7960
PI	0.8030
PJ	0.7820

Continued on next page...

Continued from previous page...

Chain	Atom inclusion
PK	0.8030
PL	0.8130
PM	0.7810
PN	0.8210
PO	0.8360
PP	0.8100
PQ	0.7840
PR	0.7910
PS	0.8300
PT	0.8130
PU	0.8030
PV	0.7960
PW	0.8010
PX	0.7970
PY	0.7470
PZ	0.8160
Pa	0.7800
Pb	0.8270
Pc	0.7900
Pd	0.8110
Pe	0.7490
Pf	0.8090
Pg	0.7920
Ph	0.8240
Pi	0.7690
Pj	0.7700
Pk	0.8170
Pl	0.7310
Pm	0.7900
Pn	0.7460
Po	0.8140
Pp	0.8060
Pq	0.7910
Pr	0.7460
Ps	0.7750
Pt	0.6980
Pu	0.7880
Pv	0.7980
Pw	0.7700
Px	0.7160
Py	0.8360
Pz	0.8590

Continued on next page...

Continued from previous page...

Chain	Atom inclusion
QA	0.7450
QB	0.8080
QC	0.7440
QD	0.7750
QE	0.7930
QF	0.7330
QG	0.6860
QH	0.7320
QI	0.6700
QJ	0.7180
QK	0.7310
QL	0.7740
QM	0.7570
QN	0.7060
QO	0.7160
QP	0.7930
QQ	0.7100
QR	0.7830
QS	0.7880
QT	0.7850
QU	0.7940
QV	0.8150
QW	0.7560
QX	0.7470
QY	0.7500
QZ	0.7760
Qa	0.7940
Qb	0.8170
Qc	0.7840
Qd	0.8220
Qe	0.8230
Qf	0.8150
Qg	0.7900
Qh	0.7710
Qi	0.7760
Qj	0.7580
Qk	0.8360
Ql	0.8130
Qm	0.7460
Qn	0.7680
Qo	0.8290
Qp	0.7990

Continued on next page...

Continued from previous page...

Chain	Atom inclusion
Qq	0.7860
Qr	0.7620
Qs	0.8160
Qt	0.7780
Qu	0.8250
Qv	0.7470
Qw	0.7890
Qx	0.7830
Qy	0.8530
Qz	0.7840
RA	0.7280
RB	0.7620
RC	0.7830
RD	0.7920
RE	0.8020
RF	0.7290
RG	0.7200
RH	0.8380
RI	0.8030
RJ	0.8000
RK	0.7490
RL	0.7590
RM	0.8050
RN	0.8160
RO	0.8150
RP	0.8150
RQ	0.8230
RR	0.8490
RS	0.8100
RT	0.7990
RU	0.7390
RV	0.8370
RW	0.7660
RX	0.8180
RY	0.7740
RZ	0.7600
Ra	0.7940
Rb	0.7420
Rc	0.7820
Rd	0.6050
Re	0.7390
Rf	0.7100

Continued on next page...

Continued from previous page...

Chain	Atom inclusion
Rg	0.5470
Rh	0.7780
Ri	0.5830
Rj	0.4850
Rk	0.5960
Rl	0.6910
Rm	0.6580
Rn	0.5860
Ro	0.6840
Rp	0.5040
Rq	0.7460
Rr	0.6580
Rs	0.7910
Rt	0.6350
Ru	0.5570
Rv	0.7850
Rw	0.6780
Rx	0.7260
Ry	0.7300
Rz	0.7040
SA	0.6740
SB	0.6090
SC	0.6700
SD	0.8490
SE	0.7460
SF	0.8100
SG	0.6740
SH	0.7950
SI	0.7560
SJ	0.7620
SK	0.7430
SL	0.7910
SM	0.7390
SN	0.6610
SO	0.7330
SP	0.4460
SQ	0.7330
SR	0.7360
SS	0.7850
ST	0.7650
SU	0.4090
SV	0.7850

Continued on next page...

Continued from previous page...

Chain	Atom inclusion
SW	0.7370
SX	0.6870
SY	0.8130
SZ	0.7200
Sa	0.6520
Sb	0.7790
Sc	0.7020
Sd	0.7980
Se	0.7160
Sf	0.6810
Sg	0.7850
Sh	0.7400
Si	0.7300
Sj	0.6680
Sk	0.7160
Sl	0.6970
Sm	0.7750
Sn	0.7670
So	0.6870
Sp	0.7330
Sq	0.6480
Sr	0.7310
Ss	0.6810
St	0.7340
Su	0.6090
Sv	0.5570
Sw	0.6900
Sx	0.7490
Sy	0.7460
Sz	0.7760
TA	0.7040
TB	0.6680
TC	0.7080
TD	0.6970
TE	0.7260
TF	0.5600
TG	0.7370
TH	0.7360
TI	0.7770
TJ	0.7960
TK	0.7740
TL	0.7290

Continued on next page...

Continued from previous page...

Chain	Atom inclusion
TM	0.7520
TN	0.7720
TO	0.7770
TP	0.7220
TQ	0.7370
TR	0.6840
TS	0.7160
TT	0.7330
TU	0.7390
TV	0.7500
TW	0.7120
TX	0.7450
TY	0.7650
TZ	0.7690
Ta	0.7490
Tb	0.7100
Tc	0.7930
Td	0.7420
Te	0.7370
Tf	0.7010
Tg	0.6790
Th	0.7900
Ti	0.7910
Tj	0.8040
Tk	0.8220
Tl	0.7820
Tm	0.7800
Tn	0.8160
To	0.8000
Tp	0.7670
Tq	0.7980
Tr	0.7460
Ts	0.7930
Tt	0.7850
Tu	0.7910
Tv	0.7960
Tw	0.7710
Tx	0.7790
Ty	0.7960
Tz	0.7920
UA	0.7970
UB	0.7910

Continued on next page...

Continued from previous page...

Chain	Atom inclusion
UC	0.8140
UD	0.8160
UE	0.8210
UF	0.7780
UG	0.7680
UH	0.8410
UI	0.8070
UJ	0.7780
UK	0.7740
UL	0.7240
UM	0.8070
UN	0.7580
UO	0.8220
UP	0.8060
UQ	0.8420
UR	0.7720
US	0.7910
UT	0.7440
UU	0.8100
UV	0.8010
UW	0.8240
UX	0.7790
UY	0.7800
UZ	0.8110
Ua	0.7470
Ub	0.7970
Uc	0.7700
Ud	0.8110
Ue	0.7940
Uf	0.8340
Ug	0.7520
Uh	0.7860
Ui	0.7160
Uj	0.7630
Uk	0.8000
Ul	0.7670
Um	0.7630
Un	0.8270
Uo	0.8330
Up	0.7620
Uq	0.7890
Ur	0.7930

Continued on next page...

Continued from previous page...

Chain	Atom inclusion
Us	0.7960
Ut	0.7860
Uu	0.6700
Uv	0.7090
Uw	0.7300
Ux	0.6980
Uy	0.7950
Uz	0.7360
VA	0.8010
VB	0.7410
VC	0.7410
VD	0.7620
VE	0.8300
VF	0.7610
VG	0.7550
VH	0.7260
VI	0.7810
VJ	0.7520
VK	0.8140
VL	0.7700
VM	0.7570
VN	0.7580
VO	0.7840
VP	0.7750
VQ	0.8350
VR	0.7860
VS	0.8340
VT	0.7780
VU	0.7840
VV	0.7770
VW	0.7820
VX	0.7830
VY	0.7510
VZ	0.8330
Va	0.7970
Vb	0.7590
Vc	0.7730
Vd	0.8280
Ve	0.7870
Vf	0.7700
Vg	0.8160
Vh	0.7910

Continued on next page...

Continued from previous page...

Chain	Atom inclusion
Vi	0.7750
Vj	0.8330
Vk	0.8010
Vl	0.8080
Vm	0.7900
Vn	0.8190
Vo	0.7800
Vp	0.7690
Vq	0.8030
Vr	0.7970
Vs	0.8050
Vt	0.8170
Vu	0.7840
Vv	0.7300
Vw	0.8490
Vx	0.7960
Vy	0.7620
Vz	0.7770
WA	0.7370
WB	0.8360
WC	0.8000
WD	0.8180
WE	0.8290
WF	0.8050
WG	0.8220
WH	0.8150
WI	0.7700
WJ	0.7060
WK	0.7950
WL	0.7280
WM	0.8320
WN	0.7670
WO	0.7480
WP	0.7900
WQ	0.7780
WR	0.8010
WS	0.6820
WT	0.6970
WU	0.6680
WV	0.3970
WW	0.7330
WX	0.6940

Continued on next page...

Continued from previous page...

Chain	Atom inclusion
WY	0.5240
WZ	0.5930
Wa	0.6060
Wb	0.5310
Wc	0.5700
Wd	0.6740
We	0.4540
Wf	0.6940
Wg	0.6810
Wh	0.7820
Wi	0.5830
Wj	0.5500
Wk	0.7690
Wl	0.6200
Wm	0.5730
Wn	0.7820
Wo	0.6510
Wp	0.6980
Wq	0.5540
Wr	0.5150
Ws	0.8020
Wt	0.7360
Wu	0.8100
Wv	0.6910
Ww	0.7460
Wx	0.7300
Wy	0.6840
Wz	0.6480
XA	0.8180
XB	0.7200
XC	0.7070
XD	0.7850
XE	0.3670
XF	0.7170
XG	0.7130
XH	0.7260
XI	0.7560
XJ	0.4660
XK	0.7950
XL	0.7130
XM	0.6810
XN	0.7820

Continued on next page...

Continued from previous page...

Chain	Atom inclusion
XO	0.6840
XP	0.7130
XQ	0.7640
XR	0.6980
XS	0.8060
XT	0.7130
XU	0.7950
XV	0.7070
XW	0.7970
XX	0.7330
XY	0.6580
XZ	0.7820
Xa	0.6940
Xb	0.7360
Xc	0.7160
Xd	0.6810
Xe	0.6060
Xf	0.7100
Xg	0.7820
Xh	0.6840
Xi	0.7250
Xj	0.6640
Xk	0.6320
Xl	0.7550
Xm	0.7070
Xn	0.6770
Xo	0.7460
Xp	0.7130
Xq	0.5990
Xr	0.6900
Xs	0.7000
Xt	0.6350
Xu	0.6450
Xv	0.7820
Xw	0.6870
Xx	0.7610
Xy	0.7410
Xz	0.7770
YA	0.7730
YB	0.7870
YC	0.7800
YD	0.7420

Continued on next page...

Continued from previous page...

Chain	Atom inclusion
YE	0.7690
YF	0.7820
YG	0.7770
YH	0.7660
YI	0.7530
YJ	0.7550
YK	0.7190
YL	0.7200
YM	0.5210
YN	0.6870
YO	0.4670
YP	0.6500
YQ	0.7850
YR	0.7040
YS	0.7030
YT	0.2290
YU	0.4310
YV	0.5140
YW	0.5690
YX	0.6630
YY	0.6280
YZ	0.7150
Ya	0.3650
Yb	0.2750
Yc	0.6320
Yd	0.5130
Ye	0.5940
Yf	0.5210
Yg	0.5110
Yh	0.3010
Yi	0.5810
Yj	0.6340
Yk	0.7740
Yl	0.5990
Ym	0.8140
Yn	0.6760
Yo	0.7380
Yp	0.6670
Yq	0.5290
Yr	0.3600
Ys	0.7370
Yt	0.6990

Continued on next page...

Continued from previous page...

Chain	Atom inclusion
Yu	0.7940
Yv	0.5820
Yw	0.5080
Yx	0.3780
Yy	0.7510
Yz	0.7110
ZA	0.8460
ZB	0.7530
ZC	0.6950
ZD	0.4800
ZE	0.5010
ZF	0.3990
ZG	0.7530
ZH	0.6970
ZI	0.7870
ZJ	0.6010
ZK	0.3030
ZL	0.1590
ZM	0.7340
ZN	0.7070
ZO	0.8390
ZP	0.7600
ZQ	0.8080
ZR	0.7530
ZS	0.8090
ZT	0.8080
ZU	0.8380
ZV	0.7230
ZW	0.8250
ZX	0.7870
ZY	0.8070
ZZ	0.7930
Za	0.7860
Zb	0.7010
Zc	0.7980
Zd	0.7920
Ze	0.8420
Zf	0.7950
Zg	0.8420
Zh	0.7570
Zi	0.8090
Zj	0.8360

Continued on next page...

Continued from previous page...

Chain	Atom inclusion
Zk	0.8490
Zl	0.7590
Zm	0.8650
Zn	0.7570
Zo	0.8470
Zp	0.8270
Zq	0.8430
Zr	0.8130
Zs	0.8110
Zt	0.7780
Zu	0.8020
Zv	0.7960
Zw	0.8350
Zx	0.5700
Zy	0.7990
Zz	0.7860
aA	0.8220
aB	0.7730
aC	0.7880
aD	0.4830
aE	0.8040
aF	0.7190
aG	0.8280
aH	0.7740
aI	0.7910
aJ	0.6270
aK	0.8280
aL	0.6250
aM	0.8090
aN	0.7570
aO	0.7820
aP	0.6370
aQ	0.8040
aR	0.6980
aS	0.8300
aT	0.7560
aU	0.8240
aV	0.7460
aW	0.8170
aX	0.6550
aY	0.8440
aZ	0.8080

Continued on next page...

Continued from previous page...

Chain	Atom inclusion
aa	0.8260
ab	0.7420
ac	0.7820
ad	0.7060
ae	0.8300
af	0.7330
ag	0.7620
ah	0.6490
ai	0.7380
aj	0.7170
ak	0.7830
al	0.6310
am	0.7650
an	0.6670
ao	0.7040
ap	0.6710
aq	0.7490
ar	0.6270
as	0.7830
at	0.6960
au	0.7420
av	0.7500
aw	0.7760
ax	0.7420
ay	0.7650
az	0.7520
bA	0.8090
bB	0.7570
bC	0.7680
bD	0.7470
bE	0.7490
bF	0.7410
bG	0.7560
bH	0.7030
bI	0.7220
bJ	0.8010
bK	0.7440
bL	0.7500
bM	0.7730
bN	0.7410
bO	0.7450
bP	0.7320

Continued on next page...

Continued from previous page...

Chain	Atom inclusion
bQ	0.7680
bR	0.7250
bS	0.7380
bT	0.7120
bU	0.7340
bV	0.7120
bW	0.7420
bX	0.7110
bY	0.7490
bZ	0.7200
ba	0.7690
bb	0.7600
bc	0.7600
bd	0.7840
be	0.7790
bf	0.7910
bg	0.7560
bh	0.7780
bi	0.7770
bj	0.8000
bk	0.7900
bl	0.7840
bm	0.7950
bn	0.7720
bo	0.7050
bp	0.3720
bq	0.6930
br	0.4940
bs	0.7590
bt	0.6250
bu	0.7680
bv	0.4180
bw	0.7080
bx	0.5960
by	0.7680
bz	0.7140
cA	0.7680
cB	0.2570
cC	0.7770
cD	0.6180
cE	0.7630
cF	0.5740

Continued on next page...

Continued from previous page...

Chain	Atom inclusion
cG	0.6530
cH	0.2190
cI	0.7730
cJ	0.6120
cK	0.7600
cL	0.5870
cM	0.6360
cN	0.1820
cO	0.7230
cP	0.5340
cQ	0.7410
cR	0.5760
cS	0.7440
cT	0.5010
cU	0.6910
cV	0.4940
cW	0.4940
cX	0.1560
cY	0.6890
cZ	0.5320
ca	0.6760
cb	0.4660
cc	0.5010
cd	0.0890
ce	0.5460
cf	0.3790
cg	0.6310
ch	0.4080
ci	0.5720
cj	0.1550
ck	0.4250
cl	0.0450
cm	0.3100
cn	0.2710
co	0.7220
cp	0.5420
cq	0.6070
cr	0.0490
cs	0.2460
ct	0.0560
cu	0.7000
cv	0.4920

Continued on next page...

Continued from previous page...

Chain	Atom inclusion
cw	0.5430
cx	0.2310
cy	0.6130
cz	0.4500
dA	0.3050
dB	0.0260
dC	0.3390
dD	0.1610
dE	0.5010
dF	0.1270
dG	0.3360
dH	0.0410
dI	0.4520
dJ	0.2280
dK	0.4770
dL	0.0720
dM	0.3410
dN	0.0750
dO	0.3940
dP	0.1330
dQ	0.3240
dR	0.0050
dS	0.0920
dT	0.0220
dU	0.5950
dV	0.4680
dW	0.5820
dX	0.1030
dY	0.1570
dZ	0.0120
da	0.4560
db	0.2830
dc	0.5910
dd	0.3210
de	0.5400
df	0.0430
dg	0.4200
dh	0.0580
di	0.4280
dj	0.2340
dk	0.6250
dl	0.4370

Continued on next page...

Continued from previous page...

Chain	Atom inclusion
dm	0.5640
dn	0.1420
do	0.4780
dp	0.2990
dq	0.5650
dr	0.2250
ds	0.5540
dt	0.1670
du	0.4540
dv	0.1870
dw	0.5540
dx	0.1240
dy	0.4580
dz	0.1700
eA	0.6390
eB	0.4360
eC	0.7180
eD	0.1730
eE	0.4150
eF	0.0790
eG	0.4990
eH	0.2450
eI	0.6520
eJ	0.3810
eK	0.5350
eL	0.3320
eM	0.6230
eN	0.4860
eO	0.6190
eP	0.5350
eQ	0.7070
eR	0.6480
eS	0.7550
eT	0.5870
eU	0.6140
eV	0.6040
eW	0.7410
eX	0.7550
eY	0.7330
eZ	0.6440
ea	0.7230
eb	0.6410

Continued on next page...

Continued from previous page...

Chain	Atom inclusion
ec	0.7420
ed	0.7390
ee	0.7810
ef	0.7280
eg	0.7280
eh	0.6730
ei	0.7370
ej	0.7300
ek	0.7410
el	0.6770
em	0.6540
en	0.6130
eo	0.6450
ep	0.6180
eq	0.7010
er	0.6750
es	0.7680
et	0.7120
eu	0.7200
ev	0.7460
ew	0.7780
ex	0.7290
ey	0.7580
ez	0.6920
fA	0.7180
fB	0.7860
fC	0.7590
fD	0.7340
fE	0.7400
fF	0.7530
fG	0.7510
fH	0.7460
fI	0.7010
fJ	0.6860
fK	0.7690
fL	0.7370
fM	0.7400
fN	0.6920
fO	0.7360
fP	0.7450
fQ	0.7550
fR	0.6940

Continued on next page...

Continued from previous page...

Chain	Atom inclusion
fS	0.7040
fT	0.6700
fU	0.7240
fV	0.6790
fW	0.7820
fX	0.7210
fY	0.5130
fZ	0.3250
fa	0.4260
fb	0.4930
fc	0.5990
fd	0.6160
fe	0.5100
ff	0.4930
fg	0.4960
fh	0.5230
fi	0.6170
fj	0.5900
fk	0.4780
fl	0.4660
fm	0.4690
fn	0.3870
fo	0.5840
fp	0.5160
fq	0.6140
fr	0.5470
fs	0.5370
ft	0.3830
fu	0.5560
fv	0.5070
fw	0.6680
fx	0.6680
fy	0.5520
fz	0.4890
gA	0.5410
gB	0.5460
gC	0.6610
gD	0.5880