Full wwPDB EM Validation Report (i)

Jan 5, 2025 – 08:21 AM EST

PDB ID	:	8QO0
EMDB ID	:	EMD-18518
Title	:	Asymmetric structure of the Borrelia bacteriophage BB1 procapsid, 3D class 2
Authors	:	Rumnieks, J.; Fuzik, T.; Tars, K.
Deposited on	:	2023-09-27
Resolution	:	10.62 Å(reported)
Based on initial model	:	.

This is a Full wwPDB EM Validation Report for a publicly released PDB entry.

We welcome your comments at *validation@mail.wwpdb.org*
A user guide is available at
https://www.wwpdb.org/validation/2017/EMValidationReportHelp
with specific help available everywhere you see the (i) symbol.

The types of validation reports are described at
http://www.wwpdb.org/validation/2017/FAQs#types.

The following versions of software and data (see references (i)) were used in the production of this report:

EMDB validation analysis	:	0.0.1.dev113
MolProbity	:	4.02b-467
Percentile statistics	:	20231227.v01 (using entries in the PDB archive December 27th 2023)
MapQ	:	1.9.13
Ideal geometry (proteins)	:	Engh & Huber (2001)
Ideal geometry (DNA, RNA)	:	Parkinson et al. (1996)
Validation Pipeline (wwPDB-VP)	:	2.40

1 Overall quality at a glance (i)

The following experimental techniques were used to determine the structure:
ELECTRON MICROSCOPY

The reported resolution of this entry is 10.62 Å.

There are no overall percentile quality scores available for this entry.

The table below summarises the geometric issues observed across the polymeric chains and their fit to the map. The red, orange, yellow and green segments of the bar indicate the fraction of residues that contain outliers for >=3, 2, 1 and 0 types of geometric quality criteria respectively. A grey segment represents the fraction of residues that are not modelled. The numeric value for each fraction is indicated below the corresponding segment, with a dot representing fractions <=5% The upper red bar (where present) indicates the fraction of residues that have poor fit to the EM map (all-atom inclusion < 40%). The numeric value is given above the bar.

Mol	Chain	Length	Quality of chain
1	AA	319	7% 97% •
1	AB	319	8% 98% •
1	AC	319	13% 98% •
1	AD	319	15% 97% •
1	AE	319	12% 98% •
1	AF	319	16% 98% •
1	AG	319	16% 97% •
1	AH	319	17% 98% •
1	AI	319	13% 98% •
1	AJ	319	21% 97% •
1	AK	319	15% 98% •
1	AL	319	7% 98% •
1	AM	319	18% 97% •
1	AN	319	19% 98% •
1	AO	319	13% 98% •
1	AP	319	18% 97% •
1	AQ	319	17% 98% •

Continued on next page...

Continued from previous page...

Mol	Chain	Length	Quality of chain
1	AR	319	13% 98%
1	AS	319	15% 98%
1	AT	319	20% 98%
1	AU	319	13% 98%
1	AV	319	13% 98%
1	AW	319	13% 98%
1	AX	319	16% 98%
1	AY	319	16% 98%
1	AZ	319	11% 98%
1	Aa	319	16% 98%
1	Ab	319	98%
1	Ac	319	94% 6%
1	Ad	319	13% 97%
1	Ae	319	8% 98%
1	Af	319	8% 98%
1	Ag	319	9% 97%
1	Ah	319	20% 98%
1	Ai	319	11% 98%
1	Aj	319	14% 97%
1	Ak	319	11% 98%
1	Al	319	10% 98%
1	Am	319	14% 97%
1	An	319	10% 98%
1	Ao	319	13% 98%
1	Ap	319	9% 97%

Continued on next page...

Continued from previous page...

Mol	Chain	Length	Quality of chain
1	Aq	319	6% 98%
1	Ar	319	10% 97%
1	As	319	8% 98%
1	At	319	10% 93% 7%
1	Au	319	9% 98%
1	Av	319	13% 98%
1	Aw	319	11% 98%
1	Ax	319	12% 93% 7%
1	Ay	319	17% 98%
1	Az	319	11% 98%
1	BA	319	13% 98%
1	BB	319	13% 98%
1	BC	319	13% 98%
1	BD	319	14% 98%
1	BE	319	12% 98%
1	BF	319	16% 98%
1	BG	319	9% 98%
1	BH	319	11% 98%
1	BI	319	11% 98%
1	BJ	319	16% 98%
1	BK	319	13% 98%
1	BL	319	17% 98%
1	BM	319	10% 98%
1	BN	319	16% 98%
1	BO	319	14% 98%

Continued on next page...

Continued from previous page...

Mol	Chain	Length	Quality of chain
1	BP	319	16% 98%
1	BQ	319	8% 98%
1	BR	319	14% 98%
1	BS	319	22% 98%
1	BT	319	13% 98%
1	BU	319	14% 98%
1	BV	319	13% 98%
1	BW	319	16% 98%
1	BX	319	11% 98%
1	BY	319	18% 98%
1	BZ	319	11% 98%
1	Ba	319	12% 98%
1	Bb	319	10% 98%
1	Bc	319	12% 98%
1	Bd	319	9% 98%
1	Be	319	15% 98%
1	Ep	319	11% 97%
1	Eq	319	7% 98%
1	Er	319	9% 98%
1	Es	319	16% 97%
1	Et	319	12% 98%
1	Eu	319	9% 98%
1	Ev	319	11% 97%
1	Ew	319	15% 98%
1	Ex	319	14% 98%

Continued on next page...

Continued from previous page...

Mol	Chain	Length	Quality of chain
1	Ey	319	23% 97%
1	Ez	319	11% 98%
1	FA	319	15% 98%
1	FB	319	16% 97%
1	FC	319	13% 98%
1	FD	319	16% 98%
1	FE	319	13% 97%
1	FF	319	13% 98%
1	FG	319	11% 98%
1	FH	319	14% 98%
1	FI	319	16% 98%
1	FJ	319	8% 98%
1	FK	319	13% 98%
1	FL	319	13% 98%
1	FM	319	17% 98%
1	FN	319	13% 98%
1	FO	319	12% 98%
1	FP	319	12% 98%
1	FQ	319	5% 98%
1	FR	319	6% 94% 6%
1	FS	319	12% 97%
1	FT	319	11% 98%
1	FU	319	6% 98%
1	FV	319	6% 97%
1	FW	319	12% 98%

Continued on next page...

Continued from previous page...

Mol	Chain	Length	Quality of chain
1	FX	319	11% 98%
1	FY	319	14% 97%
1	FZ	319	11% 98%
1	Fa	319	10% 98%
1	Fb	319	14% 97%
1	Fc	319	12% 98%
1	Fd	319	11% 98%
1	Fe	319	8% 97%
1	Ff	319	11% 98%
1	Fg	319	13% 97%
1	Fh	319	11% 98%
1	Fi	319	13% 93% 7%
1	Fj	319	9% 98%
1	Fk	319	8% 98%
1	Fl	319	10% 98%
1	Fm	319	13% 93% 7%
1	Fn	319	15% 98%
1	Fo	319	10% 98%
1	Fp	319	9% 98%
1	Fq	319	8% 98%
1	Fr	319	11% 98%
1	Fs	319	12% 98%
1	Ft	319	13% 98%
1	Fu	319	18% 98%
1	Fv	319	13% 98%

Continued on next page...

Continued from previous page...

Mol	Chain	Length	Quality of chain
1	Fw	319	12% 98%
1	Fx	319	8% 98%
1	Fy	319	11% 98%
1	Fz	319	7% 98%
1	GA	319	18% 98%
1	GB	319	13% 98%
1	GC	319	10% 98%
1	GD	319	11% 98%
1	GE	319	12% 98%
1	GF	319	9% 98%
1	GG	319	9% 98%
1	GH	319	19% 98%
1	GI	319	10% 98%
1	GJ	319	10% 98%
1	GK	319	9% 98%
1	GL	319	12% 98%
1	GM	319	9% 98%
1	GN	319	15% 98%
1	GO	319	13% 98%
1	GP	319	16% 98%
1	GQ	319	13% 98%
1	GR	319	9% 98%
1	GS	319	12% 98%
1	GT	319	18% 98%
1	Je	319	12% 97%

Continued on next page...

Continued from previous page...

Mol	Chain	Length	Quality of chain
1	Jf	319	12% 98%
1	Jg	319	13% 98%
1	Jh	319	17% 97%
1	Ji	319	17% 98%
1	Jj	319	16% 98%
1	Jk	319	16% 97%
1	Jl	319	19% 98%
1	Jm	319	16% 98%
1	Jn	319	18% 97%
1	Jo	319	14% 98%
1	Jp	319	13% 98%
1	Jq	319	13% 97%
1	Jr	319	18% 98%
1	Js	319	16% 98%
1	Jt	319	13% 97%
1	Ju	319	14% 98%
1	Jv	319	14% 98%
1	Jw	319	16% 98%
1	Jx	319	24% 98%
1	Jy	319	13% 98%
1	Jz	319	14% 98%
1	KA	319	15% 98%
1	KB	319	16% 98%
1	KC	319	16% 98%
1	KD	319	16% 98%

Continued on next page...

Continued from previous page...

Mol	Chain	Length	Quality of chain
1	KE	319	14% 98%
1	KF	319	98%
1	KG	319	94% 6%
1	KH	319	10% 97%
1	KI	319	9% 98%
1	KJ	319	98%
1	KK	319	12% 97%
1	KL	319	15% 98%
1	KM	319	8% 98%
1	KN	319	13% 97%
1	KO	319	11% 98%
1	KP	319	8% 98%
1	KQ	319	13% 97%
1	KR	319	12% 98%
1	KS	319	13% 98%
1	KT	319	10% 97%
1	KU	319	10% 98%
1	KV	319	11% 97%
1	KW	319	13% 98%
1	KX	319	10% 93% 7%
1	KY	319	11% 98%
1	KZ	319	9% 98%
1	Ka	319	11% 98%
1	Kb	319	12% 93% 7%
1	Kc	319	9% 98%

Continued on next page...

Continued from previous page...

Mol	Chain	Length	Quality of chain
1	Kd	319	7% 98%
1	Ke	319	12% 98%
1	Kf	319	10% 98%
1	Kg	319	12% 98%
1	Kh	319	11% 98%
1	Ki	319	11% 98%
1	Kj	319	14% 98%
1	Kk	319	7% 98%
1	Kl	319	12% 98%
1	Km	319	13% 98%
1	Kn	319	15% 98%
1	Ko	319	9% 98%
1	Kp	319	13% 98%
1	Kq	319	9% 98%
1	Kr	319	10% 98%
1	Ks	319	10% 98%
1	Kt	319	14% 98%
1	Ku	319	9% 98%
1	Kv	319	10% 98%
1	Kw	319	16% 98%
1	Kx	319	13% 98%
1	Ky	319	15% 98%
1	Kz	319	11% 98%
1	LA	319	13% 98%
1	LB	319	10% 98%

Continued on next page...

Continued from previous page...

Mol	Chain	Length	Quality of chain
1	LC	319	19% 98%
1	LD	319	15% 98%
1	LE	319	14% 98%
1	LF	319	12% 98%
1	LG	319	14% 98%
1	LH	319	11% 98%
1	LI	319	14% 98%
1	OT	319	10% 97%
1	OU	319	11% 98%
1	OV	319	8% 98%
1	OW	319	19% 97%
1	OX	319	16% 98%
1	OY	319	10% 98%
1	OZ	319	16% 97%
1	Oa	319	19% 98%
1	Ob	319	12% 98%
1	Oc	319	20% 97%
1	Od	319	18% 98%
1	Oe	319	18% 98%
1	Of	319	15% 97%
1	Og	319	15% 98%
1	Oh	319	16% 98%
1	Oi	319	17% 97%
1	Oj	319	17% 98%
1	Ok	319	15% 98%

Continued on next page...

Continued from previous page...

Mol	Chain	Length	Quality of chain
1	Ol	319	13% 98%
1	Om	319	14% 98%
1	On	319	12% 98%
1	Oo	319	13% 98%
1	Op	319	18% 98%
1	Oq	319	20% 98%
1	Or	319	14% 98%
1	Os	319	14% 98%
1	Ot	319	15% 98%
1	Ou	319	98%
1	Ov	319	94% 6%
1	Ow	319	10% 97%
1	Ox	319	8% 98%
1	Oy	319	5% 98%
1	Oz	319	9% 97%
1	PA	319	13% 98%
1	PB	319	11% 98%
1	PC	319	11% 97%
1	PD	319	9% 98%
1	PE	319	10% 98%
1	PF	319	9% 97%
1	PG	319	12% 98%
1	PH	319	13% 98%
1	PI	319	8% 97%
1	PJ	319	8% 98%

Continued on next page...

Continued from previous page...

Mol	Chain	Length	Quality of chain
1	PK	319	12% 97%
1	PL	319	6% 98%
1	PM	319	14% 93% 7%
1	PN	319	11% 98%
1	PO	319	9% 98%
1	PP	319	10% 98%
1	PQ	319	10% 93% 7%
1	PR	319	13% 98%
1	PS	319	98%
1	PT	319	10% 98%
1	PU	319	9% 98%
1	PV	319	10% 98%
1	PW	319	14% 98%
1	PX	319	9% 98%
1	PY	319	15% 98%
1	PZ	319	8% 98%
1	Pa	319	9% 98%
1	Pb	319	9% 98%
1	Pc	319	10% 98%
1	Pd	319	8% 98%
1	Pe	319	14% 98%
1	Pf	319	8% 98%
1	Pg	319	7% 98%
1	Ph	319	10% 98%
1	Pi	319	9% 98%

Continued on next page...

Continued from previous page...

Mol	Chain	Length	Quality of chain
1	Pj	319	12% 98%
1	Pk	319	13% 98%
1	Pl	319	18% 98%
1	Pm	319	14% 98%
1	Pn	319	13% 98%
1	Po	319	15% 98%
1	Pp	319	13% 98%
1	Pq	319	8% 98%
1	Pr	319	17% 98%
1	Ps	319	12% 98%
1	Pt	319	18% 98%
1	Pu	319	15% 98%
1	Pv	319	11% 98%
1	Pw	319	13% 98%
1	Px	319	12% 98%
1	TI	319	11% 97%
1	TJ	319	11% 98%
1	TK	319	12% 98%
1	TL	319	20% 97%
1	TM	319	12% 98%
1	TN	319	13% 98%
1	TO	319	14% 97%
1	TP	319	20% 98%
1	TQ	319	15% 98%
1	TR	319	19% 97%

Continued on next page...

Continued from previous page...

Mol	Chain	Length	Quality of chain
1	TS	319	12% 98%
1	TT	319	13% 98%
1	TU	319	17% 97%
1	TV	319	15% 98%
1	TW	319	17% 98%
1	TX	319	16% 97%
1	TY	319	13% 98%
1	TZ	319	11% 98%
1	Ta	319	13% 98%
1	Tb	319	22% 98%
1	Tc	319	14% 98%
1	Td	319	16% 98%
1	Te	319	17% 98%
1	Tf	319	21% 98%
1	Tg	319	18% 98%
1	Th	319	14% 98%
1	Ti	319	14% 98%
1	Tj	319	7% 98%
1	Tk	319	94% 6%
1	Tl	319	8% 97%
1	Tm	319	9% 98%
1	Tn	319	8% 98%
1	To	319	8% 97%
1	Tp	319	17% 98%
1	Tq	319	9% 98%

Continued on next page...

Continued from previous page...

Mol	Chain	Length	Quality of chain
1	Tr	319	15% 97%
1	Ts	319	13% 98%
1	Tt	319	10% 98%
1	Tu	319	11% 97%
1	Tv	319	8% 98%
1	Tw	319	10% 98%
1	Tx	319	12% 97%
1	Ty	319	11% 98%
1	Tz	319	8% 97%
1	UA	319	11% 98%
1	UB	319	12% 93% 7%
1	UC	319	10% 98%
1	UD	319	10% 98%
1	UE	319	6% 98%
1	UF	319	12% 93% 7%
1	UG	319	15% 98%
1	UH	319	8% 98%
1	UI	319	12% 98%
1	UJ	319	8% 98%
1	UK	319	13% 98%
1	UL	319	17% 98%
1	UM	319	10% 98%
1	UN	319	16% 98%
1	UO	319	9% 98%
1	UP	319	10% 98%

Continued on next page...

Continued from previous page...

Mol	Chain	Length	Quality of chain
1	UQ	319	10% 98%
1	UR	319	12% 98%
1	US	319	8% 98%
1	UT	319	16% 98%
1	UU	319	13% 98%
1	UV	319	10% 98%
1	UW	319	11% 98%
1	UX	319	13% 98%
1	UY	319	13% 98%
1	UZ	319	9% 98%
1	Ua	319	19% 98%
1	Ub	319	16% 98%
1	Uc	319	14% 98%
1	Ud	319	13% 98%
1	Ue	319	19% 98%
1	Uf	319	12% 98%
1	Ug	319	20% 98%
1	Uh	319	17% 98%
1	Ui	319	19% 98%
1	Uj	319	17% 98%
1	Uk	319	15% 98%
1	Ul	319	14% 98%
1	Um	319	19% 98%
2	Bf	185	6% 84% 16%
2	Bg	185	7% 82% 18%

Continued on next page...

Continued from previous page...

Mol	Chain	Length	Quality of chain
2	Bh	185	10% 83% 17%
2	Bi	185	12% 83% 17%
2	Bj	185	12% 83% 17%
2	Bk	185	8% 83% 17%
2	Bl	185	6% 83% 17%
2	Bm	185	17% 83% 17%
2	Bn	185	18% 83% 17%
2	Bo	185	16% 83% 17%
2	Bp	185	18% 83% 17%
2	Bq	185	11% 82% 18%
2	Br	185	19% 83% 17%
2	Bs	185	14% 91% 9%
2	Bt	185	19% 83% 17%
2	Bu	185	14% 83% 17%
2	Bv	185	10% 83% 17%
2	Bw	185	9% 83% 17%
2	Bx	185	17% 85% 15%
2	By	185	17% 82% 18%
2	Bz	185	10% 83% 17%
2	CA	185	10% 65% 35%
2	CB	185	12% 85% 15%
2	CC	185	13% 83% 17%
2	CD	185	14% 86% 14%
2	CE	185	15% 85% 15%
2	CF	185	14% 83% 17%

Continued on next page...

Continued from previous page...

Mol	Chain	Length	Quality of chain
2	CG	185	17% 95% 5%
2	CH	185	17% 83% 17%
2	CI	185	10% 85% 15%
2	CJ	185	16% 90% 10%
2	CK	185	7% 91% 9%
2	CL	185	14% 82% 18%
2	CM	185	10% 83% 17%
2	CN	185	11% 83% 17%
2	CO	185	11% 92% 8%
2	CP	185	16% 83% 17%
2	CQ	185	17% 85% 15%
2	CR	185	6% 82% 18%
2	CS	185	8% 83% 17%
2	CT	185	13% 83% 17%
2	CU	185	14% 85% 15%
2	CV	185	8% 82% 18%
2	CW	185	8% 83% 17%
2	CX	185	11% 83% 17%
2	CY	185	14% 85% 15%
2	CZ	185	7% 82% 18%
2	Ca	185	12% 83% 17%
2	Cb	185	6% 83% 17%
2	Cc	185	10% 85% 15%
2	Cd	185	14% 82% 18%
2	Ce	185	16% 83% 17%

Continued on next page...

Continued from previous page...

Mol	Chain	Length	Quality of chain
2	Cf	185	12% 83% 17%
2	Cg	185	14% 85% 15%
2	Ch	185	9% 82% 18%
2	Ci	185	9% 83% 17%
2	GU	185	8% 84% 16%
2	GV	185	82% 18%
2	GW	185	9% 83% 17%
2	GX	185	17% 83% 17%
2	GY	185	11% 83% 17%
2	GZ	185	12% 83% 17%
2	Ga	185	9% 83% 17%
2	Gb	185	15% 83% 17%
2	Gc	185	18% 83% 17%
2	Gd	185	10% 83% 17%
2	Ge	185	18% 83% 17%
2	Gf	185	14% 82% 18%
2	Gg	185	14% 83% 17%
2	Gh	185	11% 91% 9%
2	Gi	185	12% 83% 17%
2	Gj	185	15% 83% 17%
2	Gk	185	21% 83% 17%
2	Gl	185	10% 83% 17%
2	Gm	185	16% 85% 15%
2	Gn	185	14% 82% 18%
2	Go	185	17% 83% 17%

Continued on next page...

Continued from previous page...

Mol	Chain	Length	Quality of chain
2	Gp	185	65% 35%
2	Gq	185	14% 85% 15%
2	Gr	185	10% 83% 17%
2	Gs	185	14% 86% 14%
2	Gt	185	10% 85% 15%
2	Gu	185	17% 83% 17%
2	Gv	185	21% 95% 5%
2	Gw	185	12% 83% 17%
2	Gx	185	8% 85% 15%
2	Gy	185	14% 90% 10%
2	Gz	185	8% 91% 9%
2	HA	185	11% 82% 18%
2	HB	185	10% 83% 17%
2	HC	185	13% 83% 17%
2	HD	185	11% 92% 8%
2	HE	185	12% 83% 17%
2	HF	185	16% 85% 15%
2	HG	185	8% 82% 18%
2	HH	185	8% 83% 17%
2	HI	185	11% 83% 17%
2	HJ	185	15% 85% 15%
2	HK	185	82% 18%
2	HL	185	10% 83% 17%
2	HM	185	15% 83% 17%
2	HN	185	11% 85% 15%

Continued on next page...

Continued from previous page...

Mol	Chain	Length	Quality of chain
2	HO	185	7% 82% 18%
2	HP	185	12% 83% 17%
2	HQ	185	9% 83% 17%
2	HR	185	12% 85% 15%
2	HS	185	10% 82% 18%
2	HT	185	11% 83% 17%
2	HU	185	8% 83% 17%
2	HV	185	16% 85% 15%
2	HW	185	9% 82% 18%
2	HX	185	12% 83% 17%
2	LJ	185	• 84% 16%
2	LK	185	6% 82% 18%
2	LL	185	11% 83% 17%
2	LM	185	11% 83% 17%
2	LN	185	14% 83% 17%
2	LO	185	16% 83% 17%
2	LP	185	12% 83% 17%
2	LQ	185	17% 83% 17%
2	LR	185	19% 83% 17%
2	LS	185	12% 83% 17%
2	LT	185	25% 83% 17%
2	LU	185	12% 82% 18%
2	LV	185	14% 83% 17%
2	LW	185	12% 91% 9%
2	LX	185	14% 83% 17%

Continued on next page...

Continued from previous page...

Mol	Chain	Length	Quality of chain
2	LY	185	22% 83% 17%
2	LZ	185	16% 83% 17%
2	La	185	10% 83% 17%
2	Lb	185	12% 85% 15%
2	Lc	185	9% 82% 18%
2	Ld	185	16% 83% 17%
2	Le	185	6% 65% 35%
2	Lf	185	8% 85% 15%
2	Lg	185	6% 83% 17%
2	Lh	185	16% 86% 14%
2	Li	185	15% 85% 15%
2	Lj	185	18% 83% 17%
2	Lk	185	13% 95% 5%
2	Ll	185	14% 83% 17%
2	Lm	185	10% 85% 15%
2	Ln	185	10% 90% 10%
2	Lo	185	6% 91% 9%
2	Lp	185	10% 82% 18%
2	Lq	185	6% 83% 17%
2	Lr	185	12% 83% 17%
2	Ls	185	9% 92% 8%
2	Lt	185	8% 83% 17%
2	Lu	185	19% 85% 15%
2	Lv	185	9% 82% 18%
2	Lw	185	9% 83% 17%

Continued on next page...

Continued from previous page...

Mol	Chain	Length	Quality of chain
2	Lx	185	10% 83% 17%
2	Ly	185	12% 85% 15%
2	Lz	185	82% 18%
2	MA	185	15% 83% 17%
2	MB	185	9% 83% 17%
2	MC	185	16% 85% 15%
2	MD	185	7% 82% 18%
2	ME	185	10% 83% 17%
2	MF	185	7% 83% 17%
2	MG	185	15% 85% 15%
2	MH	185	11% 82% 18%
2	MI	185	14% 83% 17%
2	MJ	185	14% 83% 17%
2	MK	185	17% 85% 15%
2	ML	185	18% 82% 18%
2	MM	185	16% 83% 17%
2	Py	185	7% 84% 16%
2	Pz	185	82% 18%
2	QA	185	10% 83% 17%
2	QB	185	11% 83% 17%
2	QC	185	10% 83% 17%
2	QD	185	15% 83% 17%
2	QE	185	11% 83% 17%
2	QF	185	21% 83% 17%
2	QG	185	19% 83% 17%

Continued on next page...

Continued from previous page...

Mol	Chain	Length	Quality of chain
2	QH	185	17% 83% 17%
2	QI	185	17% 83% 17%
2	QJ	185	15% 82% 18%
2	QK	185	19% 83% 17%
2	QL	185	14% 91% 9%
2	QM	185	24% 83% 17%
2	QN	185	11% 83% 17%
2	QO	185	12% 83% 17%
2	QP	185	7% 83% 17%
2	QQ	185	16% 85% 15%
2	QR	185	13% 82% 18%
2	QS	185	18% 83% 17%
2	QT	185	65% 35%
2	QU	185	9% 85% 15%
2	QV	185	10% 83% 17%
2	QW	185	15% 86% 14%
2	QX	185	14% 85% 15%
2	QY	185	15% 83% 17%
2	QZ	185	14% 95% 5%
2	Qa	185	6% 83% 17%
2	Qb	185	9% 85% 15%
2	Qc	185	10% 90% 10%
2	Qd	185	6% 91% 9%
2	Qe	185	15% 82% 18%
2	Qf	185	12% 83% 17%

Continued on next page...

Continued from previous page...

Mol	Chain	Length	Quality of chain
2	Qg	185	14% 83% 17%
2	Qh	185	11% 92% 8%
2	Qi	185	11% 83% 17%
2	Qj	185	13% 85% 15%
2	Qk	185	5% 82% 18%
2	Ql	185	11% 83% 17%
2	Qm	185	14% 83% 17%
2	Qn	185	13% 85% 15%
2	Qo	185	6% 82% 18%
2	Qp	185	11% 83% 17%
2	Qq	185	9% 83% 17%
2	Qr	185	16% 85% 15%
2	Qs	185	8% 82% 18%
2	Qt	185	12% 83% 17%
2	Qu	185	9% 83% 17%
2	Qv	185	16% 85% 15%
2	Qw	185	13% 82% 18%
2	Qx	185	17% 83% 17%
2	Qy	185	11% 83% 17%
2	Qz	185	16% 85% 15%
2	RA	185	17% 82% 18%
2	RB	185	17% 83% 17%
2	Un	185	5% 84% 16%
2	Uo	185	5% 82% 18%
2	Up	185	16% 83% 17%

Continued on next page...

Continued from previous page...

Mol	Chain	Length	Quality of chain
2	Uq	185	11% 83% 17%
2	Ur	185	10% 83% 17%
2	Us	185	9% 83% 17%
2	Ut	185	6% 83% 17%
2	Uu	185	16% 83% 17%
2	Uv	185	18% 83% 17%
2	Uw	185	14% 83% 17%
2	Ux	185	21% 83% 17%
2	Uy	185	15% 82% 18%
2	Uz	185	13% 83% 17%
2	VA	185	15% 91% 9%
2	VB	185	18% 83% 17%
2	VC	185	13% 83% 17%
2	VD	185	14% 83% 17%
2	VE	185	9% 83% 17%
2	VF	185	15% 85% 15%
2	VG	185	13% 82% 18%
2	VH	185	19% 83% 17%
2	VI	185	9% 65% 35%
2	VJ	185	10% 85% 15%
2	VK	185	7% 83% 17%
2	VL	185	10% 86% 14%
2	VM	185	14% 85% 15%
2	VN	185	19% 83% 17%
2	VO	185	18% 95% 5%

Continued on next page...

Continued from previous page...

Mol	Chain	Length	Quality of chain
2	VP	185	14% 83% 17%
2	VQ	185	11% 85% 15%
2	VR	185	10% 90% 10%
2	VS	185	8% 91% 9%
2	VT	185	11% 82% 18%
2	VU	185	11% 83% 17%
2	VV	185	13% 83% 17%
2	VW	185	11% 92% 8%
2	VX	185	15% 83% 17%
2	VY	185	10% 85% 15%
2	VZ	185	10% 82% 18%
2	Va	185	12% 83% 17%
2	Vb	185	11% 83% 17%
2	Vc	185	14% 85% 15%
2	Vd	185	10% 82% 18%
2	Ve	185	11% 83% 17%
2	Vf	185	9% 83% 17%
2	Vg	185	17% 85% 15%
2	Vh	185	7% 82% 18%
2	Vi	185	15% 83% 17%
2	Vj	185	6% 83% 17%
2	Vk	185	10% 85% 15%
2	Vl	185	14% 82% 18%
2	Vm	185	16% 83% 17%
2	Vn	185	12% 83% 17%

Continued on next page...

Continued from previous page...

Mol	Chain	Length	Quality of chain
2	Vo	185	16% 85% 15%
2	Vp	185	13% 82% 18%
2	Vq	185	14% 83% 17%
3	Cj	254	9% 63% 37%
3	HY	254	8% 63% 37%
3	MN	254	7% 63% 37%
3	RC	254	6% 63% 37%
3	Vr	254	6% 63% 37%
4	Ck	190	10% 80% 20%
4	Cl	190	6% 80% 20%
4	Cm	190	9% 81% 19%
4	Cn	190	17% 80% 20%
4	Co	190	6% 82% 18%
4	Cp	190	12% 80% 20%
4	Cq	190	5% 90% 10%
4	Cr	190	12% 90% 10%
4	Cs	190	7% 90% 10%
4	Ct	190	• 76% 24%
4	Cu	190	9% 79% 21%
4	Cv	190	7% 81% 19%
4	Cw	190	6% 81% 19%
4	Cx	190	8% 79% 21%
4	Cy	190	5% 79% 21%
4	Cz	190	6% 80% 20%
4	DA	190	11% 90% 10%

Continued on next page...

Continued from previous page...

Mol	Chain	Length	Quality of chain
4	DB	190	17% 90% 10%
4	DC	190	7% 90% 10%
4	DD	190	9% 90% 10%
4	DE	190	8% 90% 10%
4	DF	190	9% 90% 10%
4	DG	190	14% 90% 10%
4	DH	190	7% 90% 10%
4	DI	190	19% 90% 10%
4	DJ	190	7% 90% 10%
4	HZ	190	8% 80% 20%
4	Ha	190	8% 80% 20%
4	Hb	190	13% 81% 19%
4	Hc	190	12% 80% 20%
4	Hd	190	9% 82% 18%
4	He	190	5% 80% 20%
4	Hf	190	11% 90% 10%
4	Hg	190	14% 90% 10%
4	Hh	190	8% 90% 10%
4	Hi	190	5% 76% 24%
4	Hj	190	6% 79% 21%
4	Hk	190	5% 81% 19%
4	Hl	190	6% 81% 19%
4	Hm	190	7% 79% 21%
4	Hn	190	6% 79% 21%
4	Ho	190	80% 20%

Continued on next page...

Continued from previous page...

Mol	Chain	Length	Quality of chain
4	Hp	190	5% 90% 10%
4	Hq	190	17% 90% 10%
4	Hr	190	7% 90% 10%
4	Hs	190	13% 90% 10%
4	Ht	190	9% 90% 10%
4	Hu	190	11% 90% 10%
4	Hv	190	9% 90% 10%
4	Hw	190	7% 90% 10%
4	Hx	190	8% 90% 10%
4	Hy	190	8% 90% 10%
4	MO	190	80% 20%
4	MP	190	9% 80% 20%
4	MQ	190	9% 81% 19%
4	MR	190	11% 80% 20%
4	MS	190	5% 82% 18%
4	MT	190	7% 80% 20%
4	MU	190	8% 90% 10%
4	MV	190	16% 90% 10%
4	MW	190	16% 90% 10%
4	MX	190	76% 24%
4	MY	190	8% 79% 21%
4	MZ	190	6% 81% 19%
4	Ma	190	8% 81% 19%
4	Mb	190	5% 79% 21%
4	Mc	190	12% 79% 21%

Continued on next page...

Continued from previous page...

Mol	Chain	Length	Quality of chain
4	Md	190	8% 80% 20%
4	Me	190	12% 90% 10%
4	Mf	190	12% 90% 10%
4	Mg	190	7% 90% 10%
4	Mh	190	11% 90% 10%
4	Mi	190	7% 90% 10%
4	Mj	190	12% 90% 10%
4	Mk	190	12% 90% 10%
4	Ml	190	8% 90% 10%
4	Mm	190	14% 90% 10%
4	Mn	190	6% 90% 10%
4	RD	190	7% 80% 20%
4	RE	190	8% 80% 20%
4	RF	190	11% 81% 19%
4	RG	190	18% 80% 20%
4	RH	190	7% 82% 18%
4	RI	190	8% 80% 20%
4	RJ	190	11% 90% 10%
4	RK	190	16% 90% 10%
4	RL	190	17% 90% 10%
4	RM	190	• 76% 24%
4	RN	190	7% 79% 21%
4	RO	190	6% 81% 19%
4	RP	190	6% 81% 19%
4	RQ	190	5% 79% 21%

Continued on next page...

Continued from previous page...

Mol	Chain	Length	Quality of chain
4	RR	190	79% 21%
4	RS	190	80% 20%
4	RT	190	7% 90% 10%
4	RU	190	9% 90% 10%
4	RV	190	7% 90% 10%
4	RW	190	12% 90% 10%
4	RX	190	9% 90% 10%
4	RY	190	11% 90% 10%
4	RZ	190	12% 90% 10%
4	Ra	190	11% 90% 10%
4	Rb	190	13% 90% 10%
4	Rc	190	8% 90% 10%
4	Vs	190	80% 20%
4	Vt	190	11% 80% 20%
4	Vu	190	12% 81% 19%
4	Vv	190	13% 80% 20%
4	Vw	190	11% 82% 18%
4	Vx	190	8% 80% 20%
4	Vy	190	12% 90% 10%
4	Vz	190	16% 90% 10%
4	WA	190	18% 90% 10%
4	WB	190	5% 76% 24%
4	WC	190	5% 79% 21%
4	WD	190	8% 81% 19%
4	WE	190	5% 81% 19%

Continued on next page...

Continued from previous page...

Mol	Chain	Length	Quality of chain
4	WF	190	9% 79% 21%
4	WG	190	7% 79% 21%
4	WH	190	8% 80% 20%
4	WI	190	6% 90% 10%
4	WJ	190	16% 90% 10%
4	WK	190	90% 10%
4	WL	190	16% 90% 10%
4	WM	190	9% 90% 10%
4	WN	190	10% 90% 10%
4	WO	190	12% 90% 10%
4	WP	190	12% 90% 10%
4	WQ	190	11% 90% 10%
4	WR	190	15% 90% 10%
5	DK	230	13% 87%
5	DL	230	16% 84%
5	DM	230	16% 84%
5	DN	230	8% 16% 84%
5	DO	230	16% 84%
5	DP	230	16% 84%
5	DQ	230	7% 16% 84%
5	DR	230	16% 84%
5	DS	230	5% 16% 84%
5	DT	230	5% 16% 84%
5	DU	230	6% 16% 84%
5	DV	230	16% 84%

Continued on next page...

Continued from previous page...

Mol	Chain	Length	Quality of chain
5	DW	230	5% 13% 87%
5	DX	230	16% 84%
5	DY	230	16% 84%
5	DZ	230	16% 84%
5	Da	230	16% 84%
5	Db	230	7% 16% 84%
5	Dc	230	16% 84%
5	Dd	230	13% 87%
5	De	230	16% 84%
5	Df	230	11% 89%
5	Dg	230	11% 89%
5	Dh	230	13% 87%
5	Di	230	13% 87%
5	Dj	230	13% 87%
5	Dk	230	13% 87%
5	Dl	230	16% 84%
5	Dm	230	13% 87%
5	Dn	230	16% 84%
5	Do	230	16% 84%
5	Dp	230	16% 84%
5	Dq	230	16% 84%
5	Dr	230	16% 84%
5	Ds	230	16% 84%
5	Dt	230	16% 84%
5	Du	230	5% 16% 84%

Continued on next page...

Continued from previous page...

Mol	Chain	Length	Quality of chain
5	Dv	230	16% 84%
5	Dw	230	10% 12% 88%
5	Dx	230	16% 84%
5	Dy	230	16% 84%
5	Dz	230	16% 84%
5	EA	230	11% 89%
5	EB	230	13% 87%
5	EC	230	16% 84%
5	ED	230	13% 87%
5	EE	230	16% 84%
5	EF	230	11% 89%
5	EG	230	16% 84%
5	EH	230	13% 87%
5	EI	230	13% 87%
5	EJ	230	13% 87%
5	EK	230	13% 87%
5	EL	230	17% 83%
5	EM	230	16% 84%
5	EN	230	16% 84%
5	EO	230	17% 83%
5	EP	230	16% 84%
5	EQ	230	5% 16% 84%
5	ER	230	17% 83%
5	ES	230	16% 84%
5	ET	230	11% 89%

Continued on next page...

Continued from previous page...

Mol	Chain	Length	Quality of chain
5	EU	230	17% 83%
5	EV	230	16% 84%
5	EW	230	16% 84%
5	EX	230	5% 16% 84%
5	EY	230	17% 83%
5	EZ	230	16% 84%
5	Ea	230	17% 83%
5	Eb	230	5% 16% 84%
5	Ec	230	16% 84%
5	Ed	230	13% 87%
5	Ee	230	16% 84%
5	Ef	230	6% 16% 84%
5	Eg	230	13% 87%
5	Eh	230	11% 89%
5	Ei	230	16% 84%
5	Ej	230	17% 83%
5	Ek	230	16% 84%
5	El	230	16% 84%
5	Em	230	11% 89%
5	En	230	17% 83%
5	Eo	230	16% 84%
5	Hz	230	13% 87%
5	IA	230	16% 84%
5	IB	230	16% 84%
5	IC	230	7% 16% 84%

Continued on next page...

Continued from previous page...

Mol	Chain	Length	Quality of chain
5	ID	230	16% 84%
5	IE	230	16% 84%
5	IF	230	16% 84%
5	IG	230	16% 84%
5	IH	230	6% 16% 84%
5	II	230	16% 84%
5	IJ	230	5% 16% 84%
5	IK	230	16% 84%
5	IL	230	6% 13% 87%
5	IM	230	16% 84%
5	IN	230	16% 84%
5	IO	230	16% 84%
5	IP	230	16% 84%
5	IQ	230	16% 84%
5	IR	230	16% 84%
5	IS	230	13% 87%
5	IT	230	16% 84%
5	IU	230	16% 84%
5	IV	230	16% 84%
5	IW	230	13% 87%
5	IX	230	13% 87%
5	IY	230	13% 87%
5	IZ	230	13% 87%
5	Ia	230	16% 84%
5	Ib	230	13% 87%

Continued on next page...

Continued from previous page...

Mol	Chain	Length	Quality of chain
5	Ic	230	16% 84%
5	Id	230	16% 84%
5	Ie	230	16% 84%
5	If	230	16% 84%
5	Ig	230	16% 84%
5	Ih	230	16% 84%
5	Ii	230	16% 84%
5	Ij	230	16% 84%
5	Ik	230	16% 84%
5	Il	230	6% 12% 88%
5	Im	230	16% 84%
5	In	230	16% 84%
5	Io	230	16% 84%
5	Ip	230	11% 89%
5	Iq	230	7% 13% 87%
5	Ir	230	16% 84%
5	Is	230	13% 87%
5	It	230	16% 84%
5	Iu	230	16% 84%
5	Iv	230	16% 84%
5	Iw	230	13% 87%
5	Ix	230	13% 87%
5	Iy	230	13% 87%
5	Iz	230	13% 87%
5	JA	230	17% 83%

Continued on next page...

Continued from previous page...

Mol	Chain	Length	Quality of chain
5	JB	230	16% 84%
5	JC	230	16% 84%
5	JD	230	17% 83%
5	JE	230	16% 84%
5	JF	230	5% 16% 84%
5	JG	230	17% 83%
5	JH	230	16% 84%
5	JI	230	16% 84%
5	JJ	230	17% 83%
5	JK	230	11% 89%
5	JL	230	16% 84%
5	JM	230	16% 84%
5	JN	230	17% 83%
5	JO	230	16% 84%
5	JP	230	17% 83%
5	JQ	230	16% 84%
5	JR	230	16% 84%
5	JS	230	17% 83%
5	JT	230	16% 84%
5	JU	230	5% 16% 84%
5	JV	230	17% 83%
5	JW	230	16% 84%
5	JX	230	16% 84%
5	JY	230	17% 83%
5	JZ	230	5% 16% 84%

Continued on next page...

Continued from previous page...

Mol	Chain	Length	Quality of chain
5	Ja	230	16% 84%
5	Jb	230	16% 84%
5	Jc	230	17% 83%
5	Jd	230	16% 84%
5	Mo	230	13% 87%
5	Mp	230	16% 84%
5	Mq	230	16% 84%
5	Mr	230	8% 16% 84%
5	Ms	230	16% 84%
5	Mt	230	16% 84%
5	Mu	230	6% 16% 84%
5	Mv	230	5% 16% 84%
5	Mw	230	7% 16% 84%
5	Mx	230	5% 16% 84%
5	My	230	6% 16% 84%
5	Mz	230	16% 84%
5	NA	230	7% 13% 87%
5	NB	230	16% 84%
5	NC	230	16% 84%
5	ND	230	16% 84%
5	NE	230	16% 84%
5	NF	230	7% 16% 84%
5	NG	230	16% 84%
5	NH	230	13% 87%
5	NI	230	16% 84%

Continued on next page...

Continued from previous page...

Mol	Chain	Length	Quality of chain
5	NJ	230	16% 84%
5	NK	230	16% 84%
5	NL	230	13% 87%
5	NM	230	13% 87%
5	NN	230	13% 87%
5	NO	230	13% 87%
5	NP	230	16% 84%
5	NQ	230	13% 87%
5	NR	230	16% 84%
5	NS	230	16% 84%
5	NT	230	16% 84%
5	NU	230	16% 84%
5	NV	230	16% 84%
5	NW	230	16% 84%
5	NX	230	16% 84%
5	NY	230	16% 84%
5	NZ	230	16% 84%
5	Na	230	7% 12% 88%
5	Nb	230	16% 84%
5	Nc	230	16% 84%
5	Nd	230	16% 84%
5	Ne	230	16% 84%
5	Nf	230	13% 87%
5	Ng	230	16% 84%
5	Nh	230	13% 87%

Continued on next page...

Continued from previous page...

Mol	Chain	Length	Quality of chain
5	Ni	230	16% 84%
5	Nj	230	16% 84%
5	Nk	230	16% 84%
5	Nl	230	13% 87%
5	Nm	230	13% 87%
5	Nn	230	13% 87%
5	No	230	13% 87%
5	Np	230	17% 83%
5	Nq	230	16% 84%
5	Nr	230	16% 84%
5	Ns	230	17% 83%
5	Nt	230	16% 84%
5	Nu	230	16% 84%
5	Nv	230	17% 83%
5	Nw	230	16% 84%
5	Nx	230	16% 84%
5	Ny	230	17% 83%
5	Nz	230	16% 84%
5	OA	230	11% 89%
5	OB	230	6% 16% 84%
5	OC	230	17% 83%
5	OD	230	16% 84%
5	OE	230	17% 83%
5	OF	230	5% 16% 84%
5	OG	230	16% 84%

Continued on next page...

Continued from previous page...

Mol	Chain	Length	Quality of chain
5	OH	230	17% 83%
5	OI	230	16% 84%
5	OJ	230	11% 89%
5	OK	230	17% 83%
5	OL	230	16% 84%
5	OM	230	5% 16% 84%
5	ON	230	13% 87%
5	OO	230	16% 84%
5	OP	230	16% 84%
5	OQ	230	6% 16% 84%
5	OR	230	17% 83%
5	OS	230	5% 16% 84%
5	Rd	230	13% 87%
5	Re	230	16% 84%
5	Rf	230	16% 84%
5	Rg	230	9% 16% 84%
5	Rh	230	16% 84%
5	Ri	230	16% 84%
5	Rj	230	5% 16% 84%
5	Rk	230	6% 16% 84%
5	Rl	230	5% 16% 84%
5	Rm	230	7% 16% 84%
5	Rn	230	5% 16% 84%
5	Ro	230	16% 84%
5	Rp	230	13% 87%

Continued on next page...

Continued from previous page...

Mol	Chain	Length	Quality of chain
5	Rq	230	16% 84%
5	Rr	230	16% 84%
5	Rs	230	16% 84%
5	Rt	230	16% 84%
5	Ru	230	7% 16% 84%
5	Rv	230	16% 84%
5	Rw	230	13% 87%
5	Rx	230	5% 16% 84%
5	Ry	230	16% 84%
5	Rz	230	16% 84%
5	SA	230	13% 87%
5	SB	230	13% 87%
5	SC	230	13% 87%
5	SD	230	13% 87%
5	SE	230	16% 84%
5	SF	230	13% 87%
5	SG	230	16% 84%
5	SH	230	16% 84%
5	SI	230	16% 84%
5	SJ	230	16% 84%
5	SK	230	16% 84%
5	SL	230	16% 84%
5	SM	230	16% 84%
5	SN	230	5% 16% 84%
5	SO	230	16% 84%

Continued on next page...

Continued from previous page...

Mol	Chain	Length	Quality of chain
5	SP	230	8% 12% 88%
5	SQ	230	16% 84%
5	SR	230	16% 84%
5	SS	230	16% 84%
5	ST	230	16% 84%
5	SU	230	13% 87%
5	SV	230	16% 84%
5	SW	230	13% 87%
5	SX	230	16% 84%
5	SY	230	11% 89%
5	SZ	230	16% 84%
5	Sa	230	13% 87%
5	Sb	230	13% 87%
5	Sc	230	13% 87%
5	Sd	230	13% 87%
5	Se	230	17% 83%
5	Sf	230	16% 84%
5	Sg	230	16% 84%
5	Sh	230	17% 83%
5	Si	230	16% 84%
5	Sj	230	16% 84%
5	Sk	230	17% 83%
5	Sl	230	11% 89%
5	Sm	230	16% 84%
5	Sn	230	17% 83%

Continued on next page...

Continued from previous page...

Mol	Chain	Length	Quality of chain
5	So	230	16% 84%
5	Sp	230	16% 84%
5	Sq	230	16% 84%
5	Sr	230	17% 83%
5	Ss	230	16% 84%
5	St	230	17% 83%
5	Su	230	5% 16% 84%
5	Sv	230	16% 84%
5	Sw	230	17% 83%
5	Sx	230	16% 84%
5	Sy	230	16% 84%
5	Sz	230	17% 83%
5	TA	230	16% 84%
5	TB	230	16% 84%
5	TC	230	13% 87%
5	TD	230	16% 84%
5	TE	230	16% 84%
5	TF	230	5% 16% 84%
5	TG	230	17% 83%
5	TH	230	16% 84%
5	WS	230	13% 87%
5	WT	230	16% 84%
5	WU	230	5% 16% 84%
5	WV	230	9% 16% 84%
5	WW	230	16% 84%

Continued on next page...

Continued from previous page...

Mol	Chain	Length	Quality of chain
5	WX	230	16% 84%
5	WY	230	7% 16% 84%
5	WZ	230	6% 16% 84%
5	Wa	230	7% 16% 84%
5	Wb	230	7% 16% 84%
5	Wc	230	16% 84%
5	Wd	230	11% 89%
5	We	230	6% 13% 87%
5	Wf	230	16% 84%
5	Wg	230	16% 84%
5	Wh	230	16% 84%
5	Wi	230	6% 16% 84%
5	Wj	230	6% 16% 84%
5	Wk	230	16% 84%
5	Wl	230	13% 87%
5	Wm	230	16% 84%
5	Wn	230	16% 84%
5	Wo	230	16% 84%
5	Wp	230	13% 87%
5	Wq	230	5% 13% 87%
5	Wr	230	13% 87%
5	Ws	230	13% 87%
5	Wt	230	16% 84%
5	Wu	230	13% 87%
5	Wv	230	16% 84%

Continued on next page...

Continued from previous page...

Mol	Chain	Length	Quality of chain
5	Ww	230	16% 84%
5	Wx	230	16% 84%
5	Wy	230	16% 84%
5	Wz	230	16% 84%
5	XA	230	16% 84%
5	XB	230	16% 84%
5	XC	230	16% 84%
5	XD	230	16% 84%
5	XE	230	7% 12% 88%
5	XF	230	16% 84%
5	XG	230	16% 84%
5	XH	230	16% 84%
5	XI	230	16% 84%
5	XJ	230	6% 13% 87%
5	XK	230	16% 84%
5	XL	230	13% 87%
5	XM	230	16% 84%
5	XN	230	16% 84%
5	XO	230	16% 84%
5	XP	230	13% 87%
5	XQ	230	13% 87%
5	XR	230	13% 87%
5	XS	230	13% 87%
5	XT	230	17% 83%
5	XU	230	11% 89%

Continued on next page...

Continued from previous page...

Mol	Chain	Length	Quality of chain
5	XV	230	16% 84%
5	XW	230	17% 83%
5	XX	230	16% 84%
5	XY	230	16% 84%
5	XZ	230	17% 83%
5	Xa	230	16% 84%
5	Xb	230	16% 84%
5	Xc	230	17% 83%
5	Xd	230	16% 84%
5	Xe	230	16% 84%
5	Xf	230	16% 84%
5	Xg	230	13% 87%
5	Xh	230	16% 84%
5	Xi	230	17% 83%
5	Xj	230	5% 16% 84%
5	Xk	230	16% 84%
5	Xl	230	17% 83%
5	Xm	230	16% 84%
5	Xn	230	16% 84%
5	Xo	230	17% 83%
5	Xp	230	16% 84%
5	Xq	230	5% 16% 84%
5	Xr	230	5% 17% 83%
5	Xs	230	16% 84%
5	Xt	230	7% 16% 84%

Continued on next page...

Continued from previous page...

Mol	Chain	Length	Quality of chain
5	Xu	230	5% 16% 84%
5	Xv	230	17% 83%
5	Xw	230	16% 84%
5	YJ	230	5% 48% 52%
5	YK	230	7% 48% 52%
5	YL	230	10% 39% 61%
5	YM	230	16% 39% 61%
5	YN	230	14% 48% 52%
5	YO	230	17% 39% 61%
5	YP	230	11% 48% 52%
5	YQ	230	8% 48% 52%
5	YR	230	7% 48% 52%
5	YS	230	8% 39% 61%
5	YT	230	29% 48% 52%
5	YU	230	21% 48% 52%
5	YV	230	19% 48% 52%
5	YW	230	18% 42% 58%
5	YX	230	9% 48% 52%
5	YY	230	13% 42% 58%
5	YZ	230	8% 48% 52%
5	Ya	230	29% 48% 52%
5	Yb	230	29% 42% 58%
5	Yc	230	18% 48% 52%
5	Yd	230	19% 42% 58%
5	Ye	230	14% 48% 52%

Continued on next page...

Continued from previous page...

Mol	Chain	Length	Quality of chain
5	Yf	230	17% 42% 58%
5	Yg	230	16% 48% 52%
5	Yh	230	27% 48% 52%
5	Yi	230	11% 42% 58%
5	Yj	230	13% 48% 52%
5	Yk	230	7% 48% 52%
5	Yl	230	14% 42% 58%
5	Ym	230	48% 52%
5	Yn	230	15% 42% 58%
5	Yo	230	7% 48% 52%
5	Yp	230	14% 42% 58%
5	Yq	230	16% 48% 52%
5	Yr	230	26% 42% 58%
5	Ys	230	7% 48% 52%
5	Yt	230	12% 42% 58%
5	Yu	230	6% 48% 52%
5	Yv	230	13% 42% 58%
5	Yw	230	19% 48% 52%
5	Yx	230	28% 42% 58%
5	Yy	230	5% 48% 52%
5	Yz	230	11% 42% 58%
5	ZA	230	6% 48% 52%
5	ZB	230	10% 42% 58%
5	ZC	230	11% 48% 52%
5	ZD	230	20% 42% 58%

Continued on next page...

Continued from previous page...

Mol	Chain	Length	Quality of chain
5	ZE	230	23% 48% 52%
5	ZF	230	26% 42% 58%
5	ZG	230	9% 48% 52%
5	ZH	230	11% 42% 58%
5	ZI	230	8% 48% 52%
5	ZJ	230	17% 42% 58%
5	ZK	230	27% 48% 52%
5	ZL	230	32% 42% 58%
5	ZM	230	10% 48% 52%
5	ZN	230	12% 42% 58%
5	ZO	230	48% 52%
5	ZP	230	7% 40% 60%
5	ZQ	230	48% 52%
5	ZR	230	42% 58%
5	ZS	230	5% 48% 52%
5	ZT	230	42% 58%
5	ZU	230	48% 52%
5	ZV	230	7% 42% 58%
5	ZW	230	48% 52%
5	ZX	230	42% 58%
5	ZY	230	48% 52%
5	ZZ	230	5% 42% 58%
5	Za	230	48% 52%
5	Zb	230	7% 42% 58%
5	Zc	230	5% 48% 52%

Continued on next page...

Continued from previous page...

Mol	Chain	Length	Quality of chain
5	Zd	230	5% 42% 58%
5	Ze	230	48% 52%
5	Zf	230	42% 58%
5	Zg	230	48% 52%
5	Zh	230	42% 58%
5	Zi	230	48% 52%
5	Zj	230	42% 58%
5	Zk	230	48% 52%
5	Zl	230	7% 42% 58%
5	Zm	230	48% 52%
5	Zn	230	5% 42% 58%
5	Zo	230	48% 52%
5	Zp	230	42% 58%
5	Zq	230	48% 52%
5	Zr	230	42% 58%
5	Zs	230	5% 48% 52%
5	Zt	230	5% 42% 58%
5	Zu	230	6% 48% 52%
5	Zv	230	7% 42% 58%
5	Zw	230	48% 52%
5	Zx	230	7% 42% 58%
5	Zy	230	5% 48% 52%
5	Zz	230	42% 58%
5	aA	230	6% 48% 52%
5	aB	230	5% 42% 58%

Continued on next page...

Continued from previous page...

Mol	Chain	Length	Quality of chain
5	aC	230	48% 52%
5	aD	230	13% 42% 58%
5	aE	230	48% 52%
5	aF	230	7% 42% 58%
5	aG	230	48% 52%
5	aH	230	42% 58%
5	aI	230	7% 48% 52%
5	aJ	230	10% 42% 58%
5	aK	230	7% 48% 52%
5	aL	230	10% 42% 58%
5	aM	230	6% 48% 52%
5	aN	230	42% 58%
5	aO	230	7% 48% 52%
5	aP	230	6% 42% 58%
5	aQ	230	48% 52%
5	aR	230	42% 58%
5	aS	230	48% 52%
5	aT	230	42% 58%
5	aU	230	48% 52%
5	aV	230	42% 58%
5	aW	230	48% 52%
5	aX	230	8% 42% 58%
5	aY	230	48% 52%
5	aZ	230	5% 42% 58%
5	aa	230	48% 52%

Continued on next page...

Continued from previous page...

Mol	Chain	Length	Quality of chain
5	ab	230	42% 58%
5	ac	230	10% 48% 52%
5	ad	230	13% 42% 58%
5	ae	230	15% 48% 52%
5	af	230	25% 42% 58%
5	ag	230	9% 48% 52%
5	ah	230	26% 42% 58%
5	ai	230	16% 48% 52%
5	aj	230	14% 42% 58%
5	ak	230	21% 48% 52%
5	al	230	31% 42% 58%
5	am	230	10% 48% 52%
5	an	230	33% 42% 58%
5	ao	230	10% 48% 52%
5	ap	230	17% 42% 58%
5	aq	230	17% 48% 52%
5	ar	230	21% 42% 58%
5	as	230	7% 48% 52%
5	at	230	20% 42% 58%
5	au	230	7% 48% 52%
5	av	230	12% 42% 58%
5	aw	230	7% 48% 52%
5	ax	230	10% 42% 58%
5	ay	230	8% 48% 52%
5	az	230	11% 42% 58%

Continued on next page...

Continued from previous page...

Mol	Chain	Length	Quality of chain
5	bA	230	7% 48% 52%
5	bB	230	13% 42% 58%
5	bC	230	11% 48% 52%
5	bD	230	17% 42% 58%
5	bE	230	10% 48% 52%
5	bF	230	17% 42% 58%
5	bG	230	6% 48% 52%
5	bH	230	18% 42% 58%
5	bI	230	20% 48% 52%
5	bJ	230	29% 42% 58%
5	bK	230	32% 48% 52%
5	bL	230	41% 42% 58%
5	bM	230	24% 48% 52%
5	bN	230	41% 42% 58%
5	bO	230	21% 48% 52%
5	bP	230	29% 42% 58%
5	bQ	230	41% 48% 52%
5	bR	230	41% 42% 58%
5	bS	230	30% 48% 52%
5	bT	230	42% 42% 58%
5	bU	230	20% 48% 52%
5	bV	230	33% 42% 58%
5	bW	230	19% 48% 52%
5	bX	230	27% 42% 58%
5	bY	230	24% 48% 52%

Continued on next page...

Continued from previous page...

Mol	Chain	Length	Quality of chain
5	bZ	230	37% 42% 58%
5	ba	230	29% 48% 52%
5	bb	230	39% 42% 58%
5	bc	230	14% 48% 52%
5	bd	230	30% 42% 58%
5	be	230	18% 48% 52%
5	bf	230	31% 42% 58%
5	bg	230	30% 48% 52%
5	bh	230	37% 42% 58%
5	bi	230	25% 48% 52%
5	bj	230	40% 42% 58%
5	bk	230	27% 48% 52%
5	bl	230	37% 42% 58%
5	bm	230	15% 48% 52%
5	bn	230	32% 42% 58%
5	bo	230	22% 48% 52%
5	bp	230	29% 42% 58%
5	bq	230	35% 48% 52%
5	br	230	39% 42% 58%
5	bs	230	30% 48% 52%
5	bt	230	42% 42% 58%
5	bu	230	18% 48% 52%
5	bv	230	33% 42% 58%
5	bw	230	30% 48% 52%
5	bx	230	37% 42% 58%

Continued on next page...

Continued from previous page...

Mol	Chain	Length	Quality of chain
5	by	230	29% 48% 52%
5	bz	230	41% 42% 58%
5	cA	230	16% 48% 52%
5	cB	230	37% 42% 58%
5	cC	230	12% 48% 52%
5	cD	230	27% 42% 58%
5	cE	230	23% 48% 52%
5	cF	230	32% 42% 58%
5	cG	230	37% 48% 52%
5	cH	230	42% 42% 58%
5	cI	230	7% 48% 52%
5	cJ	230	31% 42% 58%
5	cK	230	16% 48% 52%
5	cL	230	15% 42% 58%
5	cM	230	41% 48% 52%
5	cN	230	42% 42% 58%
5	cO	230	25% 48% 52%
5	cP	230	40% 42% 58%
5	cQ	230	24% 48% 52%
5	cR	230	31% 42% 58%
5	cS	230	20% 48% 52%
5	cT	230	38% 42% 58%
5	cU	230	20% 48% 52%
5	cV	230	20% 42% 58%
5	cW	230	15% 48% 52%

Continued on next page...

Continued from previous page...

Mol	Chain	Length	Quality of chain
5	cX	230	39% 42% 58%
5	cY	230	13% 48% 52%
5	cZ	230	18% 42% 58%
5	ca	230	15% 48% 52%
5	cb	230	17% 42% 58%
5	cc	230	19% 48% 52%
5	cd	230	36% 42% 58%
5	ce	230	7% 48% 52%
5	cf	230	13% 42% 58%
5	cg	230	7% 48% 52%
5	ch	230	17% 42% 58%
5	ci	230	14% 48% 52%
5	cj	230	26% 42% 58%
5	ck	230	6% 48% 52%
5	cl	230	10% 42% 58%
5	cm	230	26% 48% 52%
5	cn	230	32% 42% 58%
5	co	230	10% 48% 52%
5	cp	230	33% 42% 58%
5	cq	230	12% 48% 52%
5	cr	230	13% 42% 58%
5	cs	230	29% 48% 52%
5	ct	230	34% 42% 58%
5	cu	230	20% 48% 52%
5	cv	230	37% 42% 58%

Continued on next page...

Continued from previous page...

Mol	Chain	Length	Quality of chain
5	cw	230	11% 48% 52%
5	cx	230	27% 42% 58%
5	cy	230	12% 48% 52%
5	cz	230	17% 42% 58%
5	dA	230	7% 48% 52%
5	dB	230	14% 42% 58%
5	dC	230	6% 48% 52%
5	dD	230	11% 42% 58%
5	dE	230	9% 48% 52%
5	dF	230	24% 42% 58%
5	dG	230	9% 48% 52%
5	dH	230	17% 42% 58%
5	dI	230	10% 48% 52%
5	dJ	230	16% 42% 58%
5	dK	230	7% 48% 52%
5	dL	230	20% 42% 58%
5	dM	230	10% 48% 52%
5	dN	230	16% 42% 58%
5	dO	230	8% 48% 52%
5	dP	230	12% 42% 58%
5	dQ	230	13% 48% 52%
5	dR	230	13% 42% 58%
5	dS	230	12% 48% 52%
5	dT	230	24% 42% 58%
5	dU	230	5% 48% 52%

Continued on next page...

Continued from previous page...

Mol	Chain	Length	Quality of chain
5	dV	230	10% 42% 58%
5	dW	230	13% 48% 52%
5	dX	230	8% 42% 58%
5	dY	230	21% 48% 52%
5	dZ	230	32% 42% 58%
5	da	230	8% 48% 52%
5	db	230	14% 42% 58%
5	dc	230	8% 48% 52%
5	dd	230	9% 42% 58%
5	de	230	8% 48% 52%
5	df	230	26% 42% 58%
5	dg	230	7% 48% 52%
5	dh	230	15% 42% 58%
5	di	230	11% 48% 52%
5	dj	230	16% 42% 58%
5	dk	230	14% 48% 52%
5	dl	230	17% 42% 58%
5	dm	230	11% 48% 52%
5	dn	230	14% 42% 58%
5	do	230	10% 48% 52%
5	dp	230	13% 42% 58%
5	dq	230	11% 48% 52%
5	dr	230	14% 42% 58%
5	ds	230	10% 48% 52%
5	dt	230	10% 42% 58%

Continued on next page...

Continued from previous page...

Mol	Chain	Length	Quality of chain
5	du	230	13% 48% 52%
5	dv	230	15% 42% 58%
5	dw	230	9% 48% 52%
5	dx	230	7% 42% 58%
5	dy	230	8% 48% 52%
5	dz	230	10% 42% 58%
5	eA	230	11% 48% 52%
5	eB	230	11% 42% 58%
5	eC	230	10% 48% 52%
5	eD	230	14% 42% 58%
5	eE	230	12% 48% 52%
5	eF	230	12% 42% 58%
5	eG	230	17% 48% 52%
5	eH	230	21% 42% 58%
5	eI	230	16% 48% 52%
5	eJ	230	17% 42% 58%
5	eK	230	13% 48% 52%
5	eL	230	12% 42% 58%
5	eM	230	7% 48% 52%
5	eN	230	8% 42% 58%
5	eO	230	5% 48% 52%
5	eP	230	5% 42% 58%
5	eQ	230	7% 48% 52%
5	eR	230	5% 42% 58%
5	eS	230	7% 48% 52%

Continued on next page...

Continued from previous page...

Mol	Chain	Length	Quality of chain
5	eT	230	6% 42% 58%
5	eU	230	15% 48% 52%
5	eV	230	13% 42% 58%
5	eW	230	8% 48% 52%
5	eX	230	5% 42% 58%
5	eY	230	8% 48% 52%
5	eZ	230	7% 42% 58%
5	ea	230	6% 48% 52%
5	eb	230	7% 42% 58%
5	ec	230	• 48% 52%
5	ed	230	5% 42% 58%
5	ee	230	6% 48% 52%
5	ef	230	• 42% 58%
5	eg	230	5% 48% 52%
5	eh	230	6% 42% 58%
5	ei	230	5% 48% 52%
5	ej	230	• 42% 58%
5	ek	230	8% 48% 52%
5	el	230	• 42% 58%
5	em	230	7% 48% 52%
5	en	230	6% 42% 58%
5	eo	230	10% 48% 52%
5	ep	230	7% 42% 58%
5	eq	230	10% 48% 52%
5	er	230	5% 42% 58%

Continued on next page...

Continued from previous page...

Mol	Chain	Length	Quality of chain
5	es	230	8% 48% 52%
5	et	230	10% 42% 58%
5	eu	230	8% 48% 52%
5	ev	230	7% 42% 58%
5	ew	230	5% 48% 52%
5	ex	230	8% 42% 58%
5	ey	230	8% 48% 52%
5	ez	230	10% 42% 58%
5	fA	230	9% 48% 52%
5	fB	230	5% 42% 58%
5	fC	230	6% 48% 52%
5	fD	230	7% 42% 58%
5	fE	230	6% 48% 52%
5	fF	230	6% 42% 58%
5	fG	230	• 48% 52%
5	fH	230	9% 42% 58%
5	fI	230	10% 48% 52%
5	fJ	230	7% 42% 58%
5	fK	230	6% 48% 52%
5	fL	230	• 42% 58%
5	fM	230	• 48% 52%
5	fN	230	9% 42% 58%
5	fO	230	9% 48% 52%
5	fP	230	11% 42% 58%
5	fQ	230	9% 48% 52%

Continued on next page...

Continued from previous page...

Mol	Chain	Length	Quality of chain
5	fR	230	9% 42% 58%
5	fS	230	9% 48% 52%
5	fT	230	7% 42% 58%
5	fU	230	7% 48% 52%
5	fV	230	15% 42% 58%
5	fW	230	8% 48% 52%
5	fX	230	10% 42% 58%
5	fY	230	23% 48% 52%
5	fZ	230	24% 42% 58%
5	fa	230	22% 48% 52%
5	fb	230	16% 42% 58%
5	fc	230	15% 48% 52%
5	fd	230	11% 42% 58%
5	fe	230	17% 48% 52%
5	ff	230	19% 42% 58%
5	fg	230	19% 48% 52%
5	fh	230	13% 42% 58%
5	fi	230	14% 48% 52%
5	fj	230	10% 42% 58%
5	fk	230	19% 48% 52%
5	fl	230	17% 42% 58%
5	fm	230	19% 48% 52%
5	fn	230	23% 42% 58%
5	fo	230	17% 48% 52%
5	fp	230	13% 42% 58%

Continued on next page...

Continued from previous page...

Mol	Chain	Length	Quality of chain
5	fq	230	13% 48% 52%
5	fr	230	11% 42% 58%
5	fs	230	21% 48% 52%
5	ft	230	19% 42% 58%
5	fu	230	13% 48% 52%
5	fv	230	12% 42% 58%
5	fw	230	9% 48% 52%
5	fx	230	8% 42% 58%
5	fy	230	18% 48% 52%
5	fz	230	19% 42% 58%
5	gA	230	18% 48% 52%
5	gB	230	19% 42% 58%
5	gC	230	17% 48% 52%
5	gD	230	18% 42% 58%
6	Xx	407	5% 82% 18%
6	Xy	407	9% 89% 11%
6	Xz	407	8% 85% 15%
6	YA	407	6% 82% 18%
6	YB	407	6% 86% 14%
6	YC	407	8% 82% 18%
6	YD	407	9% 83% 17%
6	YE	407	8% 84% 16%
6	YF	407	8% 82% 18%
6	YG	407	6% 86% 14%
6	YH	407	5% 87% 13%

Continued on next page...

Continued from previous page...

Mol	Chain	Length	Quality of chain
6	YI	407	

2 Entry composition (i)

There are 6 unique types of molecules in this entry. The entry contains 2049537 atoms, of which 0 are hydrogens and 0 are deuteriums.

In the tables below, the AltConf column contains the number of residues with at least one atom in alternate conformation and the Trace column contains the number of residues modelled with at most 2 atoms.

- Molecule 1 is a protein called Cytosolic protein.

Mol	Chain	Residues	Atoms					AltConf	Trace
			Total	C	N	O	S		
1	AA	309	2488	1604	400	475	9	0	0
1	AB	313	2510	1616	404	481	9	0	0
1	AC	313	2510	1616	404	481	9	0	0
1	AD	309	2488	1604	400	475	9	0	0
1	AE	313	2510	1616	404	481	9	0	0
1	AF	313	2510	1616	404	481	9	0	0
1	AG	309	2488	1604	400	475	9	0	0
1	AH	313	2510	1616	404	481	9	0	0
1	AI	313	2510	1616	404	481	9	0	0
1	AJ	309	2488	1604	400	475	9	0	0
1	AK	313	2510	1616	404	481	9	0	0
1	AL	313	2510	1616	404	481	9	0	0
1	AM	309	2488	1604	400	475	9	0	0
1	AN	313	2510	1616	404	481	9	0	0
1	AO	313	2510	1616	404	481	9	0	0
1	AP	309	2488	1604	400	475	9	0	0
1	AQ	313	2510	1616	404	481	9	0	0

Continued on next page...

Continued from previous page...

Mol	Chain	Residues	Atoms					AltConf	Trace
			Total	C	N	O	S		
1	AR	313	2510	1616	404	481	9	0	0
			Total	C	N	O	S		
1	AS	313	2510	1616	404	481	9	0	0
			Total	C	N	O	S		
1	AT	313	2510	1616	404	481	9	0	0
			Total	C	N	O	S		
1	AU	313	2510	1616	404	481	9	0	0
			Total	C	N	O	S		
1	AV	313	2510	1616	404	481	9	0	0
			Total	C	N	O	S		
1	AW	313	2510	1616	404	481	9	0	0
			Total	C	N	O	S		
1	AX	313	2510	1616	404	481	9	0	0
			Total	C	N	O	S		
1	AY	313	2510	1616	404	481	9	0	0
			Total	C	N	O	S		
1	AZ	313	2510	1616	404	481	9	0	0
			Total	C	N	O	S		
1	Aa	313	2510	1616	404	481	9	0	0
			Total	C	N	O	S		
1	Ab	313	2510	1616	404	481	9	0	0
			Total	C	N	O	S		
1	Ac	300	2405	1549	390	457	9	0	0
			Total	C	N	O	S		
1	Ad	309	2488	1604	400	475	9	0	0
			Total	C	N	O	S		
1	Ae	313	2510	1616	404	481	9	0	0
			Total	C	N	O	S		
1	Af	313	2510	1616	404	481	9	0	0
			Total	C	N	O	S		
1	Ag	309	2488	1604	400	475	9	0	0
			Total	C	N	O	S		
1	Ah	313	2510	1616	404	481	9	0	0
			Total	C	N	O	S		
1	Ai	313	2510	1616	404	481	9	0	0
			Total	C	N	O	S		
1	Aj	309	2488	1604	400	475	9	0	0
			Total	C	N	O	S		
1	Ak	313	2510	1616	404	481	9	0	0
			Total	C	N	O	S		
1	Al	313	2510	1616	404	481	9	0	0

Continued on next page...

Continued from previous page...

Mol	Chain	Residues	Atoms					AltConf	Trace
			Total	C	N	O	S		
1	Am	311	2505	1614	402	479	10	0	0
			Total	C	N	O	S		
1	An	313	2510	1616	404	481	9	0	0
			Total	C	N	O	S		
1	Ao	313	2510	1616	404	481	9	0	0
			Total	C	N	O	S		
1	Ap	309	2488	1604	400	475	9	0	0
			Total	C	N	O	S		
1	Aq	313	2510	1616	404	481	9	0	0
			Total	C	N	O	S		
1	Ar	311	2505	1614	402	479	10	0	0
			Total	C	N	O	S		
1	As	313	2510	1616	404	481	9	0	0
			Total	C	N	O	S		
1	At	297	2383	1532	385	457	9	0	0
			Total	C	N	O	S		
1	Au	313	2510	1616	404	481	9	0	0
			Total	C	N	O	S		
1	Av	313	2510	1616	404	481	9	0	0
			Total	C	N	O	S		
1	Aw	313	2510	1616	404	481	9	0	0
			Total	C	N	O	S		
1	Ax	297	2383	1532	385	457	9	0	0
			Total	C	N	O	S		
1	Ay	313	2510	1616	404	481	9	0	0
			Total	C	N	O	S		
1	Az	313	2510	1616	404	481	9	0	0
			Total	C	N	O	S		
1	BA	313	2510	1616	404	481	9	0	0
			Total	C	N	O	S		
1	BB	313	2510	1616	404	481	9	0	0
			Total	C	N	O	S		
1	BC	313	2510	1616	404	481	9	0	0
			Total	C	N	O	S		
1	BD	313	2510	1616	404	481	9	0	0
			Total	C	N	O	S		
1	BE	313	2510	1616	404	481	9	0	0
			Total	C	N	O	S		
1	BF	313	2510	1616	404	481	9	0	0
			Total	C	N	O	S		
1	BG	313	2510	1616	404	481	9	0	0

Continued on next page...

Continued from previous page...

Mol	Chain	Residues	Atoms					AltConf	Trace
			Total	C	N	O	S		
1	BH	313	2510	1616	404	481	9	0	0
			Total	C	N	O	S		
1	BI	313	2510	1616	404	481	9	0	0
			Total	C	N	O	S		
1	BJ	313	2510	1616	404	481	9	0	0
			Total	C	N	O	S		
1	BK	313	2510	1616	404	481	9	0	0
			Total	C	N	O	S		
1	BL	313	2510	1616	404	481	9	0	0
			Total	C	N	O	S		
1	BM	313	2510	1616	404	481	9	0	0
			Total	C	N	O	S		
1	BN	313	2510	1616	404	481	9	0	0
			Total	C	N	O	S		
1	BO	313	2510	1616	404	481	9	0	0
			Total	C	N	O	S		
1	BP	313	2510	1616	404	481	9	0	0
			Total	C	N	O	S		
1	BQ	313	2510	1616	404	481	9	0	0
			Total	C	N	O	S		
1	BR	313	2510	1616	404	481	9	0	0
			Total	C	N	O	S		
1	BS	313	2510	1616	404	481	9	0	0
			Total	C	N	O	S		
1	BT	313	2510	1616	404	481	9	0	0
			Total	C	N	O	S		
1	BU	313	2510	1616	404	481	9	0	0
			Total	C	N	O	S		
1	BV	313	2510	1616	404	481	9	0	0
			Total	C	N	O	S		
1	BW	313	2510	1616	404	481	9	0	0
			Total	C	N	O	S		
1	BX	313	2510	1616	404	481	9	0	0
			Total	C	N	O	S		
1	BY	313	2510	1616	404	481	9	0	0
			Total	C	N	O	S		
1	BZ	313	2510	1616	404	481	9	0	0
			Total	C	N	O	S		
1	Ba	313	2510	1616	404	481	9	0	0
			Total	C	N	O	S		
1	Bb	313	2510	1616	404	481	9	0	0

Continued on next page...

Continued from previous page...

Mol	Chain	Residues	Atoms					AltConf	Trace
			Total	C	N	O	S		
1	Bc	313	2510	1616	404	481	9	0	0
			Total	C	N	O	S		
1	Bd	313	2510	1616	404	481	9	0	0
			Total	C	N	O	S		
1	Be	313	2510	1616	404	481	9	0	0
			Total	C	N	O	S		
1	Ep	309	2488	1604	400	475	9	0	0
			Total	C	N	O	S		
1	Eq	313	2510	1616	404	481	9	0	0
			Total	C	N	O	S		
1	Er	313	2510	1616	404	481	9	0	0
			Total	C	N	O	S		
1	Es	309	2488	1604	400	475	9	0	0
			Total	C	N	O	S		
1	Et	313	2510	1616	404	481	9	0	0
			Total	C	N	O	S		
1	Eu	313	2510	1616	404	481	9	0	0
			Total	C	N	O	S		
1	Ev	309	2488	1604	400	475	9	0	0
			Total	C	N	O	S		
1	Ew	313	2510	1616	404	481	9	0	0
			Total	C	N	O	S		
1	Ex	313	2510	1616	404	481	9	0	0
			Total	C	N	O	S		
1	Ey	309	2488	1604	400	475	9	0	0
			Total	C	N	O	S		
1	Ez	313	2510	1616	404	481	9	0	0
			Total	C	N	O	S		
1	FA	313	2510	1616	404	481	9	0	0
			Total	C	N	O	S		
1	FB	309	2488	1604	400	475	9	0	0
			Total	C	N	O	S		
1	FC	313	2510	1616	404	481	9	0	0
			Total	C	N	O	S		
1	FD	313	2510	1616	404	481	9	0	0
			Total	C	N	O	S		
1	FE	309	2488	1604	400	475	9	0	0
			Total	C	N	O	S		
1	FF	313	2510	1616	404	481	9	0	0
			Total	C	N	O	S		
1	FG	313	2510	1616	404	481	9	0	0

Continued on next page...

Continued from previous page...

Mol	Chain	Residues	Atoms					AltConf	Trace
			Total	C	N	O	S		
1	FH	313	2510	1616	404	481	9	0	0
			Total	C	N	O	S		
1	FI	313	2510	1616	404	481	9	0	0
			Total	C	N	O	S		
1	FJ	313	2510	1616	404	481	9	0	0
			Total	C	N	O	S		
1	FK	313	2510	1616	404	481	9	0	0
			Total	C	N	O	S		
1	FL	313	2510	1616	404	481	9	0	0
			Total	C	N	O	S		
1	FM	313	2510	1616	404	481	9	0	0
			Total	C	N	O	S		
1	FN	313	2510	1616	404	481	9	0	0
			Total	C	N	O	S		
1	FO	313	2510	1616	404	481	9	0	0
			Total	C	N	O	S		
1	FP	313	2510	1616	404	481	9	0	0
			Total	C	N	O	S		
1	FQ	313	2510	1616	404	481	9	0	0
			Total	C	N	O	S		
1	FR	300	2405	1549	390	457	9	0	0
			Total	C	N	O	S		
1	FS	309	2488	1604	400	475	9	0	0
			Total	C	N	O	S		
1	FT	313	2510	1616	404	481	9	0	0
			Total	C	N	O	S		
1	FU	313	2510	1616	404	481	9	0	0
			Total	C	N	O	S		
1	FV	309	2488	1604	400	475	9	0	0
			Total	C	N	O	S		
1	FW	313	2510	1616	404	481	9	0	0
			Total	C	N	O	S		
1	FX	313	2510	1616	404	481	9	0	0
			Total	C	N	O	S		
1	FY	309	2488	1604	400	475	9	0	0
			Total	C	N	O	S		
1	FZ	313	2510	1616	404	481	9	0	0
			Total	C	N	O	S		
1	Fa	313	2510	1616	404	481	9	0	0
			Total	C	N	O	S		
1	Fb	311	2505	1614	402	479	10	0	0

Continued on next page...

Continued from previous page...

Mol	Chain	Residues	Atoms					AltConf	Trace
			Total	C	N	O	S		
1	Fc	313	2510	1616	404	481	9	0	0
			Total	C	N	O	S		
1	Fd	313	2510	1616	404	481	9	0	0
			Total	C	N	O	S		
1	Fe	309	2488	1604	400	475	9	0	0
			Total	C	N	O	S		
1	Ff	313	2510	1616	404	481	9	0	0
			Total	C	N	O	S		
1	Fg	311	2505	1614	402	479	10	0	0
			Total	C	N	O	S		
1	Fh	313	2510	1616	404	481	9	0	0
			Total	C	N	O	S		
1	Fi	297	2383	1532	385	457	9	0	0
			Total	C	N	O	S		
1	Fj	313	2510	1616	404	481	9	0	0
			Total	C	N	O	S		
1	Fk	313	2510	1616	404	481	9	0	0
			Total	C	N	O	S		
1	Fl	313	2510	1616	404	481	9	0	0
			Total	C	N	O	S		
1	Fm	297	2383	1532	385	457	9	0	0
			Total	C	N	O	S		
1	Fn	313	2510	1616	404	481	9	0	0
			Total	C	N	O	S		
1	Fo	313	2510	1616	404	481	9	0	0
			Total	C	N	O	S		
1	Fp	313	2510	1616	404	481	9	0	0
			Total	C	N	O	S		
1	Fq	313	2510	1616	404	481	9	0	0
			Total	C	N	O	S		
1	Fr	313	2510	1616	404	481	9	0	0
			Total	C	N	O	S		
1	Fs	313	2510	1616	404	481	9	0	0
			Total	C	N	O	S		
1	Ft	313	2510	1616	404	481	9	0	0
			Total	C	N	O	S		
1	Fu	313	2510	1616	404	481	9	0	0
			Total	C	N	O	S		
1	Fv	313	2510	1616	404	481	9	0	0
			Total	C	N	O	S		
1	Fw	313	2510	1616	404	481	9	0	0

Continued on next page...

Continued from previous page...

Mol	Chain	Residues	Atoms					AltConf	Trace
			Total	C	N	O	S		
1	Fx	313	2510	1616	404	481	9	0	0
			Total	C	N	O	S		
1	Fy	313	2510	1616	404	481	9	0	0
			Total	C	N	O	S		
1	Fz	313	2510	1616	404	481	9	0	0
			Total	C	N	O	S		
1	GA	313	2510	1616	404	481	9	0	0
			Total	C	N	O	S		
1	GB	313	2510	1616	404	481	9	0	0
			Total	C	N	O	S		
1	GC	313	2510	1616	404	481	9	0	0
			Total	C	N	O	S		
1	GD	313	2510	1616	404	481	9	0	0
			Total	C	N	O	S		
1	GE	313	2510	1616	404	481	9	0	0
			Total	C	N	O	S		
1	GF	313	2510	1616	404	481	9	0	0
			Total	C	N	O	S		
1	GG	313	2510	1616	404	481	9	0	0
			Total	C	N	O	S		
1	GH	313	2510	1616	404	481	9	0	0
			Total	C	N	O	S		
1	GI	313	2510	1616	404	481	9	0	0
			Total	C	N	O	S		
1	GJ	313	2510	1616	404	481	9	0	0
			Total	C	N	O	S		
1	GK	313	2510	1616	404	481	9	0	0
			Total	C	N	O	S		
1	GL	313	2510	1616	404	481	9	0	0
			Total	C	N	O	S		
1	GM	313	2510	1616	404	481	9	0	0
			Total	C	N	O	S		
1	GN	313	2510	1616	404	481	9	0	0
			Total	C	N	O	S		
1	GO	313	2510	1616	404	481	9	0	0
			Total	C	N	O	S		
1	GP	313	2510	1616	404	481	9	0	0
			Total	C	N	O	S		
1	GQ	313	2510	1616	404	481	9	0	0
			Total	C	N	O	S		
1	GR	313	2510	1616	404	481	9	0	0

Continued on next page...

Continued from previous page...

Mol	Chain	Residues	Atoms					AltConf	Trace
			Total	C	N	O	S		
1	GS	313	2510	1616	404	481	9	0	0
			Total	C	N	O	S		
1	GT	313	2510	1616	404	481	9	0	0
			Total	C	N	O	S		
1	Je	309	2488	1604	400	475	9	0	0
			Total	C	N	O	S		
1	Jf	313	2510	1616	404	481	9	0	0
			Total	C	N	O	S		
1	Jg	313	2510	1616	404	481	9	0	0
			Total	C	N	O	S		
1	Jh	309	2488	1604	400	475	9	0	0
			Total	C	N	O	S		
1	Ji	313	2510	1616	404	481	9	0	0
			Total	C	N	O	S		
1	Jj	313	2510	1616	404	481	9	0	0
			Total	C	N	O	S		
1	Jk	309	2488	1604	400	475	9	0	0
			Total	C	N	O	S		
1	Jl	313	2510	1616	404	481	9	0	0
			Total	C	N	O	S		
1	Jm	313	2510	1616	404	481	9	0	0
			Total	C	N	O	S		
1	Jn	309	2488	1604	400	475	9	0	0
			Total	C	N	O	S		
1	Jo	313	2510	1616	404	481	9	0	0
			Total	C	N	O	S		
1	Jp	313	2510	1616	404	481	9	0	0
			Total	C	N	O	S		
1	Jq	309	2488	1604	400	475	9	0	0
			Total	C	N	O	S		
1	Jr	313	2510	1616	404	481	9	0	0
			Total	C	N	O	S		
1	Js	313	2510	1616	404	481	9	0	0
			Total	C	N	O	S		
1	Jt	309	2488	1604	400	475	9	0	0
			Total	C	N	O	S		
1	Ju	313	2510	1616	404	481	9	0	0
			Total	C	N	O	S		
1	Jv	313	2510	1616	404	481	9	0	0
			Total	C	N	O	S		
1	Jw	313	2510	1616	404	481	9	0	0

Continued on next page...

Continued from previous page...

Mol	Chain	Residues	Atoms					AltConf	Trace
			Total	C	N	O	S		
1	Jx	313	2510	1616	404	481	9	0	0
			Total	C	N	O	S		
1	Jy	313	2510	1616	404	481	9	0	0
			Total	C	N	O	S		
1	Jz	313	2510	1616	404	481	9	0	0
			Total	C	N	O	S		
1	KA	313	2510	1616	404	481	9	0	0
			Total	C	N	O	S		
1	KB	313	2510	1616	404	481	9	0	0
			Total	C	N	O	S		
1	KC	313	2510	1616	404	481	9	0	0
			Total	C	N	O	S		
1	KD	313	2510	1616	404	481	9	0	0
			Total	C	N	O	S		
1	KE	313	2510	1616	404	481	9	0	0
			Total	C	N	O	S		
1	KF	313	2510	1616	404	481	9	0	0
			Total	C	N	O	S		
1	KG	300	2405	1549	390	457	9	0	0
			Total	C	N	O	S		
1	KH	309	2488	1604	400	475	9	0	0
			Total	C	N	O	S		
1	KI	313	2510	1616	404	481	9	0	0
			Total	C	N	O	S		
1	KJ	313	2510	1616	404	481	9	0	0
			Total	C	N	O	S		
1	KK	309	2488	1604	400	475	9	0	0
			Total	C	N	O	S		
1	KL	313	2510	1616	404	481	9	0	0
			Total	C	N	O	S		
1	KM	313	2510	1616	404	481	9	0	0
			Total	C	N	O	S		
1	KN	309	2488	1604	400	475	9	0	0
			Total	C	N	O	S		
1	KO	313	2510	1616	404	481	9	0	0
			Total	C	N	O	S		
1	KP	313	2510	1616	404	481	9	0	0
			Total	C	N	O	S		
1	KQ	311	2505	1614	402	479	10	0	0
			Total	C	N	O	S		
1	KR	313	2510	1616	404	481	9	0	0

Continued on next page...

Continued from previous page...

Mol	Chain	Residues	Atoms					AltConf	Trace
			Total	C	N	O	S		
1	KS	313	2510	1616	404	481	9	0	0
			Total	C	N	O	S		
1	KT	309	2488	1604	400	475	9	0	0
			Total	C	N	O	S		
1	KU	313	2510	1616	404	481	9	0	0
			Total	C	N	O	S		
1	KV	311	2505	1614	402	479	10	0	0
			Total	C	N	O	S		
1	KW	313	2510	1616	404	481	9	0	0
			Total	C	N	O	S		
1	KX	297	2383	1532	385	457	9	0	0
			Total	C	N	O	S		
1	KY	313	2510	1616	404	481	9	0	0
			Total	C	N	O	S		
1	KZ	313	2510	1616	404	481	9	0	0
			Total	C	N	O	S		
1	Ka	313	2510	1616	404	481	9	0	0
			Total	C	N	O	S		
1	Kb	297	2383	1532	385	457	9	0	0
			Total	C	N	O	S		
1	Kc	313	2510	1616	404	481	9	0	0
			Total	C	N	O	S		
1	Kd	313	2510	1616	404	481	9	0	0
			Total	C	N	O	S		
1	Ke	313	2510	1616	404	481	9	0	0
			Total	C	N	O	S		
1	Kf	313	2510	1616	404	481	9	0	0
			Total	C	N	O	S		
1	Kg	313	2510	1616	404	481	9	0	0
			Total	C	N	O	S		
1	Kh	313	2510	1616	404	481	9	0	0
			Total	C	N	O	S		
1	Ki	313	2510	1616	404	481	9	0	0
			Total	C	N	O	S		
1	Kj	313	2510	1616	404	481	9	0	0
			Total	C	N	O	S		
1	Kk	313	2510	1616	404	481	9	0	0
			Total	C	N	O	S		
1	Kl	313	2510	1616	404	481	9	0	0
			Total	C	N	O	S		
1	Km	313	2510	1616	404	481	9	0	0

Continued on next page...

Continued from previous page...

Mol	Chain	Residues	Atoms					AltConf	Trace
			Total	C	N	O	S		
1	Kn	313	2510	1616	404	481	9	0	0
			Total	C	N	O	S		
1	Ko	313	2510	1616	404	481	9	0	0
			Total	C	N	O	S		
1	Kp	313	2510	1616	404	481	9	0	0
			Total	C	N	O	S		
1	Kq	313	2510	1616	404	481	9	0	0
			Total	C	N	O	S		
1	Kr	313	2510	1616	404	481	9	0	0
			Total	C	N	O	S		
1	Ks	313	2510	1616	404	481	9	0	0
			Total	C	N	O	S		
1	Kt	313	2510	1616	404	481	9	0	0
			Total	C	N	O	S		
1	Ku	313	2510	1616	404	481	9	0	0
			Total	C	N	O	S		
1	Kv	313	2510	1616	404	481	9	0	0
			Total	C	N	O	S		
1	Kw	313	2510	1616	404	481	9	0	0
			Total	C	N	O	S		
1	Kx	313	2510	1616	404	481	9	0	0
			Total	C	N	O	S		
1	Ky	313	2510	1616	404	481	9	0	0
			Total	C	N	O	S		
1	Kz	313	2510	1616	404	481	9	0	0
			Total	C	N	O	S		
1	LA	313	2510	1616	404	481	9	0	0
			Total	C	N	O	S		
1	LB	313	2510	1616	404	481	9	0	0
			Total	C	N	O	S		
1	LC	313	2510	1616	404	481	9	0	0
			Total	C	N	O	S		
1	LD	313	2510	1616	404	481	9	0	0
			Total	C	N	O	S		
1	LE	313	2510	1616	404	481	9	0	0
			Total	C	N	O	S		
1	LF	313	2510	1616	404	481	9	0	0
			Total	C	N	O	S		
1	LG	313	2510	1616	404	481	9	0	0
			Total	C	N	O	S		
1	LH	313	2510	1616	404	481	9	0	0

Continued on next page...

Continued from previous page...

Mol	Chain	Residues	Atoms					AltConf	Trace
			Total	C	N	O	S		
1	LI	313	2510	1616	404	481	9	0	0
			Total	C	N	O	S		
1	OT	309	2488	1604	400	475	9	0	0
			Total	C	N	O	S		
1	OU	313	2510	1616	404	481	9	0	0
			Total	C	N	O	S		
1	OV	313	2510	1616	404	481	9	0	0
			Total	C	N	O	S		
1	OW	309	2488	1604	400	475	9	0	0
			Total	C	N	O	S		
1	OX	313	2510	1616	404	481	9	0	0
			Total	C	N	O	S		
1	OY	313	2510	1616	404	481	9	0	0
			Total	C	N	O	S		
1	OZ	309	2488	1604	400	475	9	0	0
			Total	C	N	O	S		
1	Oa	313	2510	1616	404	481	9	0	0
			Total	C	N	O	S		
1	Ob	313	2510	1616	404	481	9	0	0
			Total	C	N	O	S		
1	Oc	309	2488	1604	400	475	9	0	0
			Total	C	N	O	S		
1	Od	313	2510	1616	404	481	9	0	0
			Total	C	N	O	S		
1	Oe	313	2510	1616	404	481	9	0	0
			Total	C	N	O	S		
1	Of	309	2488	1604	400	475	9	0	0
			Total	C	N	O	S		
1	Og	313	2510	1616	404	481	9	0	0
			Total	C	N	O	S		
1	Oh	313	2510	1616	404	481	9	0	0
			Total	C	N	O	S		
1	Oi	309	2488	1604	400	475	9	0	0
			Total	C	N	O	S		
1	Oj	313	2510	1616	404	481	9	0	0
			Total	C	N	O	S		
1	Ok	313	2510	1616	404	481	9	0	0
			Total	C	N	O	S		
1	Ol	313	2510	1616	404	481	9	0	0
			Total	C	N	O	S		
1	Om	313	2510	1616	404	481	9	0	0

Continued on next page...

Continued from previous page...

Mol	Chain	Residues	Atoms					AltConf	Trace
			Total	C	N	O	S		
1	On	313	2510	1616	404	481	9	0	0
			Total	C	N	O	S		
1	Oo	313	2510	1616	404	481	9	0	0
			Total	C	N	O	S		
1	Op	313	2510	1616	404	481	9	0	0
			Total	C	N	O	S		
1	Oq	313	2510	1616	404	481	9	0	0
			Total	C	N	O	S		
1	Or	313	2510	1616	404	481	9	0	0
			Total	C	N	O	S		
1	Os	313	2510	1616	404	481	9	0	0
			Total	C	N	O	S		
1	Ot	313	2510	1616	404	481	9	0	0
			Total	C	N	O	S		
1	Ou	313	2510	1616	404	481	9	0	0
			Total	C	N	O	S		
1	Ov	300	2405	1549	390	457	9	0	0
			Total	C	N	O	S		
1	Ow	309	2488	1604	400	475	9	0	0
			Total	C	N	O	S		
1	Ox	313	2510	1616	404	481	9	0	0
			Total	C	N	O	S		
1	Oy	313	2510	1616	404	481	9	0	0
			Total	C	N	O	S		
1	Oz	309	2488	1604	400	475	9	0	0
			Total	C	N	O	S		
1	PA	313	2510	1616	404	481	9	0	0
			Total	C	N	O	S		
1	PB	313	2510	1616	404	481	9	0	0
			Total	C	N	O	S		
1	PC	309	2488	1604	400	475	9	0	0
			Total	C	N	O	S		
1	PD	313	2510	1616	404	481	9	0	0
			Total	C	N	O	S		
1	PE	313	2510	1616	404	481	9	0	0
			Total	C	N	O	S		
1	PF	311	2505	1614	402	479	10	0	0
			Total	C	N	O	S		
1	PG	313	2510	1616	404	481	9	0	0
			Total	C	N	O	S		
1	PH	313	2510	1616	404	481	9	0	0

Continued on next page...

Continued from previous page...

Mol	Chain	Residues	Atoms					AltConf	Trace
			Total	C	N	O	S		
1	PI	309	2488	1604	400	475	9	0	0
			Total	C	N	O	S		
1	PJ	313	2510	1616	404	481	9	0	0
			Total	C	N	O	S		
1	PK	311	2505	1614	402	479	10	0	0
			Total	C	N	O	S		
1	PL	313	2510	1616	404	481	9	0	0
			Total	C	N	O	S		
1	PM	297	2383	1532	385	457	9	0	0
			Total	C	N	O	S		
1	PN	313	2510	1616	404	481	9	0	0
			Total	C	N	O	S		
1	PO	313	2510	1616	404	481	9	0	0
			Total	C	N	O	S		
1	PP	313	2510	1616	404	481	9	0	0
			Total	C	N	O	S		
1	PQ	297	2383	1532	385	457	9	0	0
			Total	C	N	O	S		
1	PR	313	2510	1616	404	481	9	0	0
			Total	C	N	O	S		
1	PS	313	2510	1616	404	481	9	0	0
			Total	C	N	O	S		
1	PT	313	2510	1616	404	481	9	0	0
			Total	C	N	O	S		
1	PU	313	2510	1616	404	481	9	0	0
			Total	C	N	O	S		
1	PV	313	2510	1616	404	481	9	0	0
			Total	C	N	O	S		
1	PW	313	2510	1616	404	481	9	0	0
			Total	C	N	O	S		
1	PX	313	2510	1616	404	481	9	0	0
			Total	C	N	O	S		
1	PY	313	2510	1616	404	481	9	0	0
			Total	C	N	O	S		
1	PZ	313	2510	1616	404	481	9	0	0
			Total	C	N	O	S		
1	Pa	313	2510	1616	404	481	9	0	0
			Total	C	N	O	S		
1	Pb	313	2510	1616	404	481	9	0	0
			Total	C	N	O	S		
1	Pc	313	2510	1616	404	481	9	0	0

Continued on next page...

Continued from previous page...

Mol	Chain	Residues	Atoms					AltConf	Trace
			Total	C	N	O	S		
1	Pd	313	2510	1616	404	481	9	0	0
			Total	C	N	O	S		
1	Pe	313	2510	1616	404	481	9	0	0
			Total	C	N	O	S		
1	Pf	313	2510	1616	404	481	9	0	0
			Total	C	N	O	S		
1	Pg	313	2510	1616	404	481	9	0	0
			Total	C	N	O	S		
1	Ph	313	2510	1616	404	481	9	0	0
			Total	C	N	O	S		
1	Pi	313	2510	1616	404	481	9	0	0
			Total	C	N	O	S		
1	Pj	313	2510	1616	404	481	9	0	0
			Total	C	N	O	S		
1	Pk	313	2510	1616	404	481	9	0	0
			Total	C	N	O	S		
1	Pl	313	2510	1616	404	481	9	0	0
			Total	C	N	O	S		
1	Pm	313	2510	1616	404	481	9	0	0
			Total	C	N	O	S		
1	Pn	313	2510	1616	404	481	9	0	0
			Total	C	N	O	S		
1	Po	313	2510	1616	404	481	9	0	0
			Total	C	N	O	S		
1	Pp	313	2510	1616	404	481	9	0	0
			Total	C	N	O	S		
1	Pq	313	2510	1616	404	481	9	0	0
			Total	C	N	O	S		
1	Pr	313	2510	1616	404	481	9	0	0
			Total	C	N	O	S		
1	Ps	313	2510	1616	404	481	9	0	0
			Total	C	N	O	S		
1	Pt	313	2510	1616	404	481	9	0	0
			Total	C	N	O	S		
1	Pu	313	2510	1616	404	481	9	0	0
			Total	C	N	O	S		
1	Pv	313	2510	1616	404	481	9	0	0
			Total	C	N	O	S		
1	Pw	313	2510	1616	404	481	9	0	0
			Total	C	N	O	S		
1	Px	313	2510	1616	404	481	9	0	0

Continued on next page...

Continued from previous page...

Mol	Chain	Residues	Atoms					AltConf	Trace
			Total	C	N	O	S		
1	TI	309	2488	1604	400	475	9	0	0
			Total	C	N	O	S		
1	TJ	313	2510	1616	404	481	9	0	0
			Total	C	N	O	S		
1	TK	313	2510	1616	404	481	9	0	0
			Total	C	N	O	S		
1	TL	309	2488	1604	400	475	9	0	0
			Total	C	N	O	S		
1	TM	313	2510	1616	404	481	9	0	0
			Total	C	N	O	S		
1	TN	313	2510	1616	404	481	9	0	0
			Total	C	N	O	S		
1	TO	309	2488	1604	400	475	9	0	0
			Total	C	N	O	S		
1	TP	313	2510	1616	404	481	9	0	0
			Total	C	N	O	S		
1	TQ	313	2510	1616	404	481	9	0	0
			Total	C	N	O	S		
1	TR	309	2488	1604	400	475	9	0	0
			Total	C	N	O	S		
1	TS	313	2510	1616	404	481	9	0	0
			Total	C	N	O	S		
1	TT	313	2510	1616	404	481	9	0	0
			Total	C	N	O	S		
1	TU	309	2488	1604	400	475	9	0	0
			Total	C	N	O	S		
1	TV	313	2510	1616	404	481	9	0	0
			Total	C	N	O	S		
1	TW	313	2510	1616	404	481	9	0	0
			Total	C	N	O	S		
1	TX	309	2488	1604	400	475	9	0	0
			Total	C	N	O	S		
1	TY	313	2510	1616	404	481	9	0	0
			Total	C	N	O	S		
1	TZ	313	2510	1616	404	481	9	0	0
			Total	C	N	O	S		
1	Ta	313	2510	1616	404	481	9	0	0
			Total	C	N	O	S		
1	Tb	313	2510	1616	404	481	9	0	0
			Total	C	N	O	S		
1	Tc	313	2510	1616	404	481	9	0	0

Continued on next page...

Continued from previous page...

Mol	Chain	Residues	Atoms					AltConf	Trace
			Total	C	N	O	S		
1	Td	313	2510	1616	404	481	9	0	0
			Total	C	N	O	S		
1	Te	313	2510	1616	404	481	9	0	0
			Total	C	N	O	S		
1	Tf	313	2510	1616	404	481	9	0	0
			Total	C	N	O	S		
1	Tg	313	2510	1616	404	481	9	0	0
			Total	C	N	O	S		
1	Th	313	2510	1616	404	481	9	0	0
			Total	C	N	O	S		
1	Ti	313	2510	1616	404	481	9	0	0
			Total	C	N	O	S		
1	Tj	313	2510	1616	404	481	9	0	0
			Total	C	N	O	S		
1	Tk	300	2405	1549	390	457	9	0	0
			Total	C	N	O	S		
1	Tl	309	2488	1604	400	475	9	0	0
			Total	C	N	O	S		
1	Tm	313	2510	1616	404	481	9	0	0
			Total	C	N	O	S		
1	Tn	313	2510	1616	404	481	9	0	0
			Total	C	N	O	S		
1	To	309	2488	1604	400	475	9	0	0
			Total	C	N	O	S		
1	Tp	313	2510	1616	404	481	9	0	0
			Total	C	N	O	S		
1	Tq	313	2510	1616	404	481	9	0	0
			Total	C	N	O	S		
1	Tr	309	2488	1604	400	475	9	0	0
			Total	C	N	O	S		
1	Ts	313	2510	1616	404	481	9	0	0
			Total	C	N	O	S		
1	Tt	313	2510	1616	404	481	9	0	0
			Total	C	N	O	S		
1	Tu	311	2505	1614	402	479	10	0	0
			Total	C	N	O	S		
1	Tv	313	2510	1616	404	481	9	0	0
			Total	C	N	O	S		
1	Tw	313	2510	1616	404	481	9	0	0
			Total	C	N	O	S		
1	Tx	309	2488	1604	400	475	9	0	0

Continued on next page...

Continued from previous page...

Mol	Chain	Residues	Atoms					AltConf	Trace
			Total	C	N	O	S		
1	Ty	313	2510	1616	404	481	9	0	0
			Total	C	N	O	S		
1	Tz	311	2505	1614	402	479	10	0	0
			Total	C	N	O	S		
1	UA	313	2510	1616	404	481	9	0	0
			Total	C	N	O	S		
1	UB	297	2383	1532	385	457	9	0	0
			Total	C	N	O	S		
1	UC	313	2510	1616	404	481	9	0	0
			Total	C	N	O	S		
1	UD	313	2510	1616	404	481	9	0	0
			Total	C	N	O	S		
1	UE	313	2510	1616	404	481	9	0	0
			Total	C	N	O	S		
1	UF	297	2383	1532	385	457	9	0	0
			Total	C	N	O	S		
1	UG	313	2510	1616	404	481	9	0	0
			Total	C	N	O	S		
1	UH	313	2510	1616	404	481	9	0	0
			Total	C	N	O	S		
1	UI	313	2510	1616	404	481	9	0	0
			Total	C	N	O	S		
1	UJ	313	2510	1616	404	481	9	0	0
			Total	C	N	O	S		
1	UK	313	2510	1616	404	481	9	0	0
			Total	C	N	O	S		
1	UL	313	2510	1616	404	481	9	0	0
			Total	C	N	O	S		
1	UM	313	2510	1616	404	481	9	0	0
			Total	C	N	O	S		
1	UN	313	2510	1616	404	481	9	0	0
			Total	C	N	O	S		
1	UO	313	2510	1616	404	481	9	0	0
			Total	C	N	O	S		
1	UP	313	2510	1616	404	481	9	0	0
			Total	C	N	O	S		
1	UQ	313	2510	1616	404	481	9	0	0
			Total	C	N	O	S		
1	UR	313	2510	1616	404	481	9	0	0
			Total	C	N	O	S		
1	US	313	2510	1616	404	481	9	0	0

Continued on next page...

Continued from previous page...

Mol	Chain	Residues	Atoms					AltConf	Trace
			Total	C	N	O	S		
1	UT	313	2510	1616	404	481	9	0	0
			Total	C	N	O	S		
1	UU	313	2510	1616	404	481	9	0	0
			Total	C	N	O	S		
1	UV	313	2510	1616	404	481	9	0	0
			Total	C	N	O	S		
1	UW	313	2510	1616	404	481	9	0	0
			Total	C	N	O	S		
1	UX	313	2510	1616	404	481	9	0	0
			Total	C	N	O	S		
1	UY	313	2510	1616	404	481	9	0	0
			Total	C	N	O	S		
1	UZ	313	2510	1616	404	481	9	0	0
			Total	C	N	O	S		
1	Ua	313	2510	1616	404	481	9	0	0
			Total	C	N	O	S		
1	Ub	313	2510	1616	404	481	9	0	0
			Total	C	N	O	S		
1	Uc	313	2510	1616	404	481	9	0	0
			Total	C	N	O	S		
1	Ud	313	2510	1616	404	481	9	0	0
			Total	C	N	O	S		
1	Ue	313	2510	1616	404	481	9	0	0
			Total	C	N	O	S		
1	Uf	313	2510	1616	404	481	9	0	0
			Total	C	N	O	S		
1	Ug	313	2510	1616	404	481	9	0	0
			Total	C	N	O	S		
1	Uh	313	2510	1616	404	481	9	0	0
			Total	C	N	O	S		
1	Ui	313	2510	1616	404	481	9	0	0
			Total	C	N	O	S		
1	Uj	313	2510	1616	404	481	9	0	0
			Total	C	N	O	S		
1	Uk	313	2510	1616	404	481	9	0	0
			Total	C	N	O	S		
1	Ul	313	2510	1616	404	481	9	0	0
			Total	C	N	O	S		
1	Um	313	2510	1616	404	481	9	0	0

- Molecule 2 is a protein called Decoration protein P03.

Mol	Chain	Residues	Atoms					AltConf	Trace
			Total	C	N	O	S		
2	Bf	155	1178	742	197	235	4	0	0
2	Bg	152	1160	730	194	232	4	0	0
2	Bh	154	1173	739	196	234	4	0	0
2	Bi	153	1165	733	195	233	4	0	0
2	Bj	154	1173	739	196	234	4	0	0
2	Bk	153	1165	733	195	233	4	0	0
2	Bl	154	1173	739	196	234	4	0	0
2	Bm	154	1170	736	196	234	4	0	0
2	Bn	154	1173	739	196	234	4	0	0
2	Bo	153	1165	733	195	233	4	0	0
2	Bp	153	1165	733	195	233	4	0	0
2	Bq	152	1160	730	194	232	4	0	0
2	Br	154	1173	739	196	234	4	0	0
2	Bs	168	1288	813	215	256	4	0	0
2	Bt	154	1173	739	196	234	4	0	0
2	Bu	153	1161	730	194	233	4	0	0
2	Bv	153	1165	733	195	233	4	0	0
2	Bw	153	1161	730	194	233	4	0	0
2	Bx	158	1198	750	202	242	4	0	0
2	By	151	1148	721	192	231	4	0	0
2	Bz	154	1173	739	196	234	4	0	0
2	CA	120	917	584	151	180	2	0	0

Continued on next page...

Continued from previous page...

Mol	Chain	Residues	Atoms					AltConf	Trace
			Total	C	N	O	S		
2	CB	158	1198	750	202	242	4	0	0
			Total	C	N	O	S		
2	CC	153	1164	733	194	233	4	0	0
			Total	C	N	O	S		
2	CD	160	1211	759	204	244	4	0	0
			Total	C	N	O	S		
2	CE	158	1194	747	201	242	4	0	0
			Total	C	N	O	S		
2	CF	154	1173	739	196	234	4	0	0
			Total	C	N	O	S		
2	CG	175	1337	840	225	268	4	0	0
			Total	C	N	O	S		
2	CH	153	1165	733	195	233	4	0	0
			Total	C	N	O	S		
2	CI	157	1189	744	200	241	4	0	0
			Total	C	N	O	S		
2	CJ	166	1275	804	213	254	4	0	0
			Total	C	N	O	S		
2	CK	168	1288	813	215	256	4	0	0
			Total	C	N	O	S		
2	CL	152	1160	730	194	232	4	0	0
			Total	C	N	O	S		
2	CM	154	1173	739	196	234	4	0	0
			Total	C	N	O	S		
2	CN	153	1165	733	195	233	4	0	0
			Total	C	N	O	S		
2	CO	170	1304	823	218	259	4	0	0
			Total	C	N	O	S		
2	CP	153	1161	730	194	233	4	0	0
			Total	C	N	O	S		
2	CQ	158	1198	750	202	242	4	0	0
			Total	C	N	O	S		
2	CR	151	1148	721	192	231	4	0	0
			Total	C	N	O	S		
2	CS	154	1173	739	196	234	4	0	0
			Total	C	N	O	S		
2	CT	153	1161	730	194	233	4	0	0
			Total	C	N	O	S		
2	CU	158	1198	750	202	242	4	0	0
			Total	C	N	O	S		
2	CV	151	1148	721	192	231	4	0	0

Continued on next page...

Continued from previous page...

Mol	Chain	Residues	Atoms					AltConf	Trace
			Total	C	N	O	S		
2	CW	154	1173	739	196	234	4	0	0
			Total	C	N	O	S		
2	CX	153	1161	730	194	233	4	0	0
			Total	C	N	O	S		
2	CY	158	1198	750	202	242	4	0	0
			Total	C	N	O	S		
2	CZ	151	1148	721	192	231	4	0	0
			Total	C	N	O	S		
2	Ca	154	1173	739	196	234	4	0	0
			Total	C	N	O	S		
2	Cb	153	1161	730	194	233	4	0	0
			Total	C	N	O	S		
2	Cc	158	1198	750	202	242	4	0	0
			Total	C	N	O	S		
2	Cd	151	1148	721	192	231	4	0	0
			Total	C	N	O	S		
2	Ce	154	1173	739	196	234	4	0	0
			Total	C	N	O	S		
2	Cf	153	1161	730	194	233	4	0	0
			Total	C	N	O	S		
2	Cg	158	1198	750	202	242	4	0	0
			Total	C	N	O	S		
2	Ch	151	1148	721	192	231	4	0	0
			Total	C	N	O	S		
2	Ci	154	1173	739	196	234	4	0	0
			Total	C	N	O	S		
2	GU	155	1178	742	197	235	4	0	0
			Total	C	N	O	S		
2	GV	152	1160	730	194	232	4	0	0
			Total	C	N	O	S		
2	GW	154	1173	739	196	234	4	0	0
			Total	C	N	O	S		
2	GX	153	1165	733	195	233	4	0	0
			Total	C	N	O	S		
2	GY	154	1173	739	196	234	4	0	0
			Total	C	N	O	S		
2	GZ	153	1165	733	195	233	4	0	0
			Total	C	N	O	S		
2	Ga	154	1173	739	196	234	4	0	0
			Total	C	N	O	S		
2	Gb	154	1170	736	196	234	4	0	0

Continued on next page...

Continued from previous page...

Mol	Chain	Residues	Atoms					AltConf	Trace
			Total	C	N	O	S		
2	Gc	154	1173	739	196	234	4	0	0
			Total	C	N	O	S		
2	Gd	153	1165	733	195	233	4	0	0
			Total	C	N	O	S		
2	Ge	153	1165	733	195	233	4	0	0
			Total	C	N	O	S		
2	Gf	152	1160	730	194	232	4	0	0
			Total	C	N	O	S		
2	Gg	154	1173	739	196	234	4	0	0
			Total	C	N	O	S		
2	Gh	168	1288	813	215	256	4	0	0
			Total	C	N	O	S		
2	Gi	154	1173	739	196	234	4	0	0
			Total	C	N	O	S		
2	Gj	153	1161	730	194	233	4	0	0
			Total	C	N	O	S		
2	Gk	153	1165	733	195	233	4	0	0
			Total	C	N	O	S		
2	Gl	153	1161	730	194	233	4	0	0
			Total	C	N	O	S		
2	Gm	158	1198	750	202	242	4	0	0
			Total	C	N	O	S		
2	Gn	151	1148	721	192	231	4	0	0
			Total	C	N	O	S		
2	Go	154	1173	739	196	234	4	0	0
			Total	C	N	O	S		
2	Gp	120	917	584	151	180	2	0	0
			Total	C	N	O	S		
2	Gq	158	1198	750	202	242	4	0	0
			Total	C	N	O	S		
2	Gr	153	1164	733	194	233	4	0	0
			Total	C	N	O	S		
2	Gs	160	1211	759	204	244	4	0	0
			Total	C	N	O	S		
2	Gt	158	1194	747	201	242	4	0	0
			Total	C	N	O	S		
2	Gu	154	1173	739	196	234	4	0	0
			Total	C	N	O	S		
2	Gv	175	1337	840	225	268	4	0	0
			Total	C	N	O	S		
2	Gw	153	1165	733	195	233	4	0	0

Continued on next page...

Continued from previous page...

Mol	Chain	Residues	Atoms					AltConf	Trace
			Total	C	N	O	S		
2	Gx	157	1189	744	200	241	4	0	0
			Total	C	N	O	S		
2	Gy	166	1275	804	213	254	4	0	0
			Total	C	N	O	S		
2	Gz	168	1288	813	215	256	4	0	0
			Total	C	N	O	S		
2	HA	152	1160	730	194	232	4	0	0
			Total	C	N	O	S		
2	HB	154	1173	739	196	234	4	0	0
			Total	C	N	O	S		
2	HC	153	1165	733	195	233	4	0	0
			Total	C	N	O	S		
2	HD	170	1304	823	218	259	4	0	0
			Total	C	N	O	S		
2	HE	153	1161	730	194	233	4	0	0
			Total	C	N	O	S		
2	HF	158	1198	750	202	242	4	0	0
			Total	C	N	O	S		
2	HG	151	1148	721	192	231	4	0	0
			Total	C	N	O	S		
2	HH	154	1173	739	196	234	4	0	0
			Total	C	N	O	S		
2	HI	153	1161	730	194	233	4	0	0
			Total	C	N	O	S		
2	HJ	158	1198	750	202	242	4	0	0
			Total	C	N	O	S		
2	HK	151	1148	721	192	231	4	0	0
			Total	C	N	O	S		
2	HL	154	1173	739	196	234	4	0	0
			Total	C	N	O	S		
2	HM	153	1161	730	194	233	4	0	0
			Total	C	N	O	S		
2	HN	158	1198	750	202	242	4	0	0
			Total	C	N	O	S		
2	HO	151	1148	721	192	231	4	0	0
			Total	C	N	O	S		
2	HP	154	1173	739	196	234	4	0	0
			Total	C	N	O	S		
2	HQ	153	1161	730	194	233	4	0	0
			Total	C	N	O	S		
2	HR	158	1198	750	202	242	4	0	0

Continued on next page...

Continued from previous page...

Mol	Chain	Residues	Atoms					AltConf	Trace
			Total	C	N	O	S		
2	HS	151	1148	721	192	231	4	0	0
			Total	C	N	O	S		
2	HT	154	1173	739	196	234	4	0	0
			Total	C	N	O	S		
2	HU	153	1161	730	194	233	4	0	0
			Total	C	N	O	S		
2	HV	158	1198	750	202	242	4	0	0
			Total	C	N	O	S		
2	HW	151	1148	721	192	231	4	0	0
			Total	C	N	O	S		
2	HX	154	1173	739	196	234	4	0	0
			Total	C	N	O	S		
2	LJ	155	1178	742	197	235	4	0	0
			Total	C	N	O	S		
2	LK	152	1160	730	194	232	4	0	0
			Total	C	N	O	S		
2	LL	154	1173	739	196	234	4	0	0
			Total	C	N	O	S		
2	LM	153	1165	733	195	233	4	0	0
			Total	C	N	O	S		
2	LN	154	1173	739	196	234	4	0	0
			Total	C	N	O	S		
2	LO	153	1165	733	195	233	4	0	0
			Total	C	N	O	S		
2	LP	154	1173	739	196	234	4	0	0
			Total	C	N	O	S		
2	LQ	154	1170	736	196	234	4	0	0
			Total	C	N	O	S		
2	LR	154	1173	739	196	234	4	0	0
			Total	C	N	O	S		
2	LS	153	1165	733	195	233	4	0	0
			Total	C	N	O	S		
2	LT	153	1165	733	195	233	4	0	0
			Total	C	N	O	S		
2	LU	152	1160	730	194	232	4	0	0
			Total	C	N	O	S		
2	LV	154	1173	739	196	234	4	0	0
			Total	C	N	O	S		
2	LW	168	1288	813	215	256	4	0	0
			Total	C	N	O	S		
2	LX	154	1173	739	196	234	4	0	0

Continued on next page...

Continued from previous page...

Mol	Chain	Residues	Atoms					AltConf	Trace
			Total	C	N	O	S		
2	LY	153	1161	730	194	233	4	0	0
			Total	C	N	O	S		
2	LZ	153	1165	733	195	233	4	0	0
			Total	C	N	O	S		
2	La	153	1161	730	194	233	4	0	0
			Total	C	N	O	S		
2	Lb	158	1198	750	202	242	4	0	0
			Total	C	N	O	S		
2	Lc	151	1148	721	192	231	4	0	0
			Total	C	N	O	S		
2	Ld	154	1173	739	196	234	4	0	0
			Total	C	N	O	S		
2	Le	120	917	584	151	180	2	0	0
			Total	C	N	O	S		
2	Lf	158	1198	750	202	242	4	0	0
			Total	C	N	O	S		
2	Lg	153	1164	733	194	233	4	0	0
			Total	C	N	O	S		
2	Lh	160	1211	759	204	244	4	0	0
			Total	C	N	O	S		
2	Li	158	1194	747	201	242	4	0	0
			Total	C	N	O	S		
2	Lj	154	1173	739	196	234	4	0	0
			Total	C	N	O	S		
2	Lk	175	1337	840	225	268	4	0	0
			Total	C	N	O	S		
2	Ll	153	1165	733	195	233	4	0	0
			Total	C	N	O	S		
2	Lm	157	1189	744	200	241	4	0	0
			Total	C	N	O	S		
2	Ln	166	1275	804	213	254	4	0	0
			Total	C	N	O	S		
2	Lo	168	1288	813	215	256	4	0	0
			Total	C	N	O	S		
2	Lp	152	1160	730	194	232	4	0	0
			Total	C	N	O	S		
2	Lq	154	1173	739	196	234	4	0	0
			Total	C	N	O	S		
2	Lr	153	1165	733	195	233	4	0	0
			Total	C	N	O	S		
2	Ls	170	1304	823	218	259	4	0	0

Continued on next page...

Continued from previous page...

Mol	Chain	Residues	Atoms					AltConf	Trace
			Total	C	N	O	S		
2	Lt	153	1161	730	194	233	4	0	0
			Total	C	N	O	S		
2	Lu	158	1198	750	202	242	4	0	0
			Total	C	N	O	S		
2	Lv	151	1148	721	192	231	4	0	0
			Total	C	N	O	S		
2	Lw	154	1173	739	196	234	4	0	0
			Total	C	N	O	S		
2	Lx	153	1161	730	194	233	4	0	0
			Total	C	N	O	S		
2	Ly	158	1198	750	202	242	4	0	0
			Total	C	N	O	S		
2	Lz	151	1148	721	192	231	4	0	0
			Total	C	N	O	S		
2	MA	154	1173	739	196	234	4	0	0
			Total	C	N	O	S		
2	MB	153	1161	730	194	233	4	0	0
			Total	C	N	O	S		
2	MC	158	1198	750	202	242	4	0	0
			Total	C	N	O	S		
2	MD	151	1148	721	192	231	4	0	0
			Total	C	N	O	S		
2	ME	154	1173	739	196	234	4	0	0
			Total	C	N	O	S		
2	MF	153	1161	730	194	233	4	0	0
			Total	C	N	O	S		
2	MG	158	1198	750	202	242	4	0	0
			Total	C	N	O	S		
2	MH	151	1148	721	192	231	4	0	0
			Total	C	N	O	S		
2	MI	154	1173	739	196	234	4	0	0
			Total	C	N	O	S		
2	MJ	153	1161	730	194	233	4	0	0
			Total	C	N	O	S		
2	MK	158	1198	750	202	242	4	0	0
			Total	C	N	O	S		
2	ML	151	1148	721	192	231	4	0	0
			Total	C	N	O	S		
2	MM	154	1173	739	196	234	4	0	0
			Total	C	N	O	S		
2	Py	155	1178	742	197	235	4	0	0

Continued on next page...

Continued from previous page...

Mol	Chain	Residues	Atoms					AltConf	Trace
			Total	C	N	O	S		
2	Pz	152	1160	730	194	232	4	0	0
			Total	C	N	O	S		
2	QA	154	1173	739	196	234	4	0	0
			Total	C	N	O	S		
2	QB	153	1165	733	195	233	4	0	0
			Total	C	N	O	S		
2	QC	154	1173	739	196	234	4	0	0
			Total	C	N	O	S		
2	QD	153	1165	733	195	233	4	0	0
			Total	C	N	O	S		
2	QE	154	1173	739	196	234	4	0	0
			Total	C	N	O	S		
2	QF	154	1170	736	196	234	4	0	0
			Total	C	N	O	S		
2	QG	154	1173	739	196	234	4	0	0
			Total	C	N	O	S		
2	QH	153	1165	733	195	233	4	0	0
			Total	C	N	O	S		
2	QI	153	1165	733	195	233	4	0	0
			Total	C	N	O	S		
2	QJ	152	1160	730	194	232	4	0	0
			Total	C	N	O	S		
2	QK	154	1173	739	196	234	4	0	0
			Total	C	N	O	S		
2	QL	168	1288	813	215	256	4	0	0
			Total	C	N	O	S		
2	QM	154	1173	739	196	234	4	0	0
			Total	C	N	O	S		
2	QN	153	1161	730	194	233	4	0	0
			Total	C	N	O	S		
2	QO	153	1165	733	195	233	4	0	0
			Total	C	N	O	S		
2	QP	153	1161	730	194	233	4	0	0
			Total	C	N	O	S		
2	QQ	158	1198	750	202	242	4	0	0
			Total	C	N	O	S		
2	QR	151	1148	721	192	231	4	0	0
			Total	C	N	O	S		
2	QS	154	1173	739	196	234	4	0	0
			Total	C	N	O	S		
2	QT	120	917	584	151	180	2	0	0

Continued on next page...

Continued from previous page...

Mol	Chain	Residues	Atoms					AltConf	Trace
			Total	C	N	O	S		
2	QU	158	1198	750	202	242	4	0	0
			Total	C	N	O	S		
2	QV	153	1164	733	194	233	4	0	0
			Total	C	N	O	S		
2	QW	160	1211	759	204	244	4	0	0
			Total	C	N	O	S		
2	QX	158	1194	747	201	242	4	0	0
			Total	C	N	O	S		
2	QY	154	1173	739	196	234	4	0	0
			Total	C	N	O	S		
2	QZ	175	1337	840	225	268	4	0	0
			Total	C	N	O	S		
2	Qa	153	1165	733	195	233	4	0	0
			Total	C	N	O	S		
2	Qb	157	1189	744	200	241	4	0	0
			Total	C	N	O	S		
2	Qc	166	1275	804	213	254	4	0	0
			Total	C	N	O	S		
2	Qd	168	1288	813	215	256	4	0	0
			Total	C	N	O	S		
2	Qe	152	1160	730	194	232	4	0	0
			Total	C	N	O	S		
2	Qf	154	1173	739	196	234	4	0	0
			Total	C	N	O	S		
2	Qg	153	1165	733	195	233	4	0	0
			Total	C	N	O	S		
2	Qh	170	1304	823	218	259	4	0	0
			Total	C	N	O	S		
2	Qi	153	1161	730	194	233	4	0	0
			Total	C	N	O	S		
2	Qj	158	1198	750	202	242	4	0	0
			Total	C	N	O	S		
2	Qk	151	1148	721	192	231	4	0	0
			Total	C	N	O	S		
2	Ql	154	1173	739	196	234	4	0	0
			Total	C	N	O	S		
2	Qm	153	1161	730	194	233	4	0	0
			Total	C	N	O	S		
2	Qn	158	1198	750	202	242	4	0	0
			Total	C	N	O	S		
2	Qo	151	1148	721	192	231	4	0	0

Continued on next page...

Continued from previous page...

Mol	Chain	Residues	Atoms					AltConf	Trace
			Total	C	N	O	S		
2	Qp	154	1173	739	196	234	4	0	0
			Total	C	N	O	S		
2	Qq	153	1161	730	194	233	4	0	0
			Total	C	N	O	S		
2	Qr	158	1198	750	202	242	4	0	0
			Total	C	N	O	S		
2	Qs	151	1148	721	192	231	4	0	0
			Total	C	N	O	S		
2	Qt	154	1173	739	196	234	4	0	0
			Total	C	N	O	S		
2	Qu	153	1161	730	194	233	4	0	0
			Total	C	N	O	S		
2	Qv	158	1198	750	202	242	4	0	0
			Total	C	N	O	S		
2	Qw	151	1148	721	192	231	4	0	0
			Total	C	N	O	S		
2	Qx	154	1173	739	196	234	4	0	0
			Total	C	N	O	S		
2	Qy	153	1161	730	194	233	4	0	0
			Total	C	N	O	S		
2	Qz	158	1198	750	202	242	4	0	0
			Total	C	N	O	S		
2	RA	151	1148	721	192	231	4	0	0
			Total	C	N	O	S		
2	RB	154	1173	739	196	234	4	0	0
			Total	C	N	O	S		
2	Un	155	1178	742	197	235	4	0	0
			Total	C	N	O	S		
2	Uo	152	1160	730	194	232	4	0	0
			Total	C	N	O	S		
2	Up	154	1173	739	196	234	4	0	0
			Total	C	N	O	S		
2	Uq	153	1165	733	195	233	4	0	0
			Total	C	N	O	S		
2	Ur	154	1173	739	196	234	4	0	0
			Total	C	N	O	S		
2	Us	153	1165	733	195	233	4	0	0
			Total	C	N	O	S		
2	Ut	154	1173	739	196	234	4	0	0
			Total	C	N	O	S		
2	Uu	154	1170	736	196	234	4	0	0

Continued on next page...

Continued from previous page...

Mol	Chain	Residues	Atoms					AltConf	Trace
			Total	C	N	O	S		
2	Uv	154	1173	739	196	234	4	0	0
			Total	C	N	O	S		
2	Uw	153	1165	733	195	233	4	0	0
			Total	C	N	O	S		
2	Ux	153	1165	733	195	233	4	0	0
			Total	C	N	O	S		
2	Uy	152	1160	730	194	232	4	0	0
			Total	C	N	O	S		
2	Uz	154	1173	739	196	234	4	0	0
			Total	C	N	O	S		
2	VA	168	1288	813	215	256	4	0	0
			Total	C	N	O	S		
2	VB	154	1173	739	196	234	4	0	0
			Total	C	N	O	S		
2	VC	153	1161	730	194	233	4	0	0
			Total	C	N	O	S		
2	VD	153	1165	733	195	233	4	0	0
			Total	C	N	O	S		
2	VE	153	1161	730	194	233	4	0	0
			Total	C	N	O	S		
2	VF	158	1198	750	202	242	4	0	0
			Total	C	N	O	S		
2	VG	151	1148	721	192	231	4	0	0
			Total	C	N	O	S		
2	VH	154	1173	739	196	234	4	0	0
			Total	C	N	O	S		
2	VI	120	917	584	151	180	2	0	0
			Total	C	N	O	S		
2	VJ	158	1198	750	202	242	4	0	0
			Total	C	N	O	S		
2	VK	153	1164	733	194	233	4	0	0
			Total	C	N	O	S		
2	VL	160	1211	759	204	244	4	0	0
			Total	C	N	O	S		
2	VM	158	1194	747	201	242	4	0	0
			Total	C	N	O	S		
2	VN	154	1173	739	196	234	4	0	0
			Total	C	N	O	S		
2	VO	175	1337	840	225	268	4	0	0
			Total	C	N	O	S		
2	VP	153	1165	733	195	233	4	0	0

Continued on next page...

Continued from previous page...

Mol	Chain	Residues	Atoms					AltConf	Trace
			Total	C	N	O	S		
2	VQ	157	1189	744	200	241	4	0	0
			Total	C	N	O	S		
2	VR	166	1275	804	213	254	4	0	0
			Total	C	N	O	S		
2	VS	168	1288	813	215	256	4	0	0
			Total	C	N	O	S		
2	VT	152	1160	730	194	232	4	0	0
			Total	C	N	O	S		
2	VU	154	1173	739	196	234	4	0	0
			Total	C	N	O	S		
2	VV	153	1165	733	195	233	4	0	0
			Total	C	N	O	S		
2	VW	170	1304	823	218	259	4	0	0
			Total	C	N	O	S		
2	VX	153	1161	730	194	233	4	0	0
			Total	C	N	O	S		
2	VY	158	1198	750	202	242	4	0	0
			Total	C	N	O	S		
2	VZ	151	1148	721	192	231	4	0	0
			Total	C	N	O	S		
2	Va	154	1173	739	196	234	4	0	0
			Total	C	N	O	S		
2	Vb	153	1161	730	194	233	4	0	0
			Total	C	N	O	S		
2	Vc	158	1198	750	202	242	4	0	0
			Total	C	N	O	S		
2	Vd	151	1148	721	192	231	4	0	0
			Total	C	N	O	S		
2	Ve	154	1173	739	196	234	4	0	0
			Total	C	N	O	S		
2	Vf	153	1161	730	194	233	4	0	0
			Total	C	N	O	S		
2	Vg	158	1198	750	202	242	4	0	0
			Total	C	N	O	S		
2	Vh	151	1148	721	192	231	4	0	0
			Total	C	N	O	S		
2	Vi	154	1173	739	196	234	4	0	0
			Total	C	N	O	S		
2	Vj	153	1161	730	194	233	4	0	0
			Total	C	N	O	S		
2	Vk	158	1198	750	202	242	4	0	0

Continued on next page...

Continued from previous page...

Mol	Chain	Residues	Atoms					AltConf	Trace
			Total	C	N	O	S		
2	Vl	151	1148	721	192	231	4	0	0
			Total	C	N	O	S		
2	Vm	154	1173	739	196	234	4	0	0
			Total	C	N	O	S		
2	Vn	153	1161	730	194	233	4	0	0
			Total	C	N	O	S		
2	Vo	158	1198	750	202	242	4	0	0
			Total	C	N	O	S		
2	Vp	151	1148	721	192	231	4	0	0
			Total	C	N	O	S		
2	Vq	154	1173	739	196	234	4	0	0

- Molecule 3 is a protein called Decoration protein P04.

Mol	Chain	Residues	Atoms					AltConf	Trace
			Total	C	N	O	S		
3	Cj	161	1252	801	199	245	7	0	0
			Total	C	N	O	S		
3	HY	161	1252	801	199	245	7	0	0
			Total	C	N	O	S		
3	MN	161	1252	801	199	245	7	0	0
			Total	C	N	O	S		
3	RC	161	1252	801	199	245	7	0	0
			Total	C	N	O	S		
3	Vr	161	1252	801	199	245	7	0	0

- Molecule 4 is a protein called DUF228 domain-containing protein.

Mol	Chain	Residues	Atoms					AltConf	Trace
			Total	C	N	O	S		
4	Ck	152	1195	761	203	229	2	0	0
			Total	C	N	O	S		
4	Cl	152	1195	761	203	229	2	0	0
			Total	C	N	O	S		
4	Cm	153	1203	767	203	231	2	0	0
			Total	C	N	O	S		
4	Cn	152	1197	764	202	229	2	0	0
			Total	C	N	O	S		
4	Co	156	1222	776	208	235	3	0	0
			Total	C	N	O	S		
4	Cp	152	1191	758	202	229	2	0	0

Continued on next page...

Continued from previous page...

Mol	Chain	Residues	Atoms					AltConf	Trace
			Total	C	N	O	S		
4	Cq	171	1358	865	231	260	2	0	0
			Total	C	N	O	S		
4	Cr	171	1358	865	231	260	2	0	0
			Total	C	N	O	S		
4	Cs	171	1358	865	231	260	2	0	0
			Total	C	N	O	S		
4	Ct	144	1137	726	191	218	2	0	0
			Total	C	N	O	S		
4	Cu	151	1187	755	201	229	2	0	0
			Total	C	N	O	S		
4	Cv	154	1208	769	205	231	3	0	0
			Total	C	N	O	S		
4	Cw	154	1208	769	205	231	3	0	0
			Total	C	N	O	S		
4	Cx	151	1186	755	201	228	2	0	0
			Total	C	N	O	S		
4	Cy	151	1186	755	201	228	2	0	0
			Total	C	N	O	S		
4	Cz	152	1195	761	203	229	2	0	0
			Total	C	N	O	S		
4	DA	171	1358	865	231	260	2	0	0
			Total	C	N	O	S		
4	DB	171	1358	865	231	260	2	0	0
			Total	C	N	O	S		
4	DC	171	1358	865	231	260	2	0	0
			Total	C	N	O	S		
4	DD	171	1358	865	231	260	2	0	0
			Total	C	N	O	S		
4	DE	171	1358	865	231	260	2	0	0
			Total	C	N	O	S		
4	DF	171	1358	865	231	260	2	0	0
			Total	C	N	O	S		
4	DG	171	1358	865	231	260	2	0	0
			Total	C	N	O	S		
4	DH	171	1358	865	231	260	2	0	0
			Total	C	N	O	S		
4	DI	171	1358	865	231	260	2	0	0
			Total	C	N	O	S		
4	DJ	171	1358	865	231	260	2	0	0
			Total	C	N	O	S		
4	HZ	152	1195	761	203	229	2	0	0

Continued on next page...

Continued from previous page...

Mol	Chain	Residues	Atoms					AltConf	Trace
			Total	C	N	O	S		
4	Ha	152	1195	761	203	229	2	0	0
			Total	C	N	O	S		
4	Hb	153	1203	767	203	231	2	0	0
			Total	C	N	O	S		
4	Hc	152	1197	764	202	229	2	0	0
			Total	C	N	O	S		
4	Hd	156	1222	776	208	235	3	0	0
			Total	C	N	O	S		
4	He	152	1191	758	202	229	2	0	0
			Total	C	N	O	S		
4	Hf	171	1358	865	231	260	2	0	0
			Total	C	N	O	S		
4	Hg	171	1358	865	231	260	2	0	0
			Total	C	N	O	S		
4	Hh	171	1358	865	231	260	2	0	0
			Total	C	N	O	S		
4	Hi	144	1137	726	191	218	2	0	0
			Total	C	N	O	S		
4	Hj	151	1187	755	201	229	2	0	0
			Total	C	N	O	S		
4	Hk	154	1208	769	205	231	3	0	0
			Total	C	N	O	S		
4	Hl	154	1208	769	205	231	3	0	0
			Total	C	N	O	S		
4	Hm	151	1186	755	201	228	2	0	0
			Total	C	N	O	S		
4	Hn	151	1186	755	201	228	2	0	0
			Total	C	N	O	S		
4	Ho	152	1195	761	203	229	2	0	0
			Total	C	N	O	S		
4	Hp	171	1358	865	231	260	2	0	0
			Total	C	N	O	S		
4	Hq	171	1358	865	231	260	2	0	0
			Total	C	N	O	S		
4	Hr	171	1358	865	231	260	2	0	0
			Total	C	N	O	S		
4	Hs	171	1358	865	231	260	2	0	0
			Total	C	N	O	S		
4	Ht	171	1358	865	231	260	2	0	0
			Total	C	N	O	S		
4	Hu	171	1358	865	231	260	2	0	0

Continued on next page...

Continued from previous page...

Mol	Chain	Residues	Atoms					AltConf	Trace
			Total	C	N	O	S		
4	Hv	171	1358	865	231	260	2	0	0
			Total	C	N	O	S		
4	Hw	171	1358	865	231	260	2	0	0
			Total	C	N	O	S		
4	Hx	171	1358	865	231	260	2	0	0
			Total	C	N	O	S		
4	Hy	171	1358	865	231	260	2	0	0
			Total	C	N	O	S		
4	MO	152	1195	761	203	229	2	0	0
			Total	C	N	O	S		
4	MP	152	1195	761	203	229	2	0	0
			Total	C	N	O	S		
4	MQ	153	1203	767	203	231	2	0	0
			Total	C	N	O	S		
4	MR	152	1197	764	202	229	2	0	0
			Total	C	N	O	S		
4	MS	156	1222	776	208	235	3	0	0
			Total	C	N	O	S		
4	MT	152	1191	758	202	229	2	0	0
			Total	C	N	O	S		
4	MU	171	1358	865	231	260	2	0	0
			Total	C	N	O	S		
4	MV	171	1358	865	231	260	2	0	0
			Total	C	N	O	S		
4	MW	171	1358	865	231	260	2	0	0
			Total	C	N	O	S		
4	MX	144	1137	726	191	218	2	0	0
			Total	C	N	O	S		
4	MY	151	1187	755	201	229	2	0	0
			Total	C	N	O	S		
4	MZ	154	1208	769	205	231	3	0	0
			Total	C	N	O	S		
4	Ma	154	1208	769	205	231	3	0	0
			Total	C	N	O	S		
4	Mb	151	1186	755	201	228	2	0	0
			Total	C	N	O	S		
4	Mc	151	1186	755	201	228	2	0	0
			Total	C	N	O	S		
4	Md	152	1195	761	203	229	2	0	0
			Total	C	N	O	S		
4	Me	171	1358	865	231	260	2	0	0

Continued on next page...

Continued from previous page...

Mol	Chain	Residues	Atoms					AltConf	Trace
			Total	C	N	O	S		
4	Mf	171	1358	865	231	260	2	0	0
			Total	C	N	O	S		
4	Mg	171	1358	865	231	260	2	0	0
			Total	C	N	O	S		
4	Mh	171	1358	865	231	260	2	0	0
			Total	C	N	O	S		
4	Mi	171	1358	865	231	260	2	0	0
			Total	C	N	O	S		
4	Mj	171	1358	865	231	260	2	0	0
			Total	C	N	O	S		
4	Mk	171	1358	865	231	260	2	0	0
			Total	C	N	O	S		
4	Ml	171	1358	865	231	260	2	0	0
			Total	C	N	O	S		
4	Mm	171	1358	865	231	260	2	0	0
			Total	C	N	O	S		
4	Mn	171	1358	865	231	260	2	0	0
			Total	C	N	O	S		
4	RD	152	1195	761	203	229	2	0	0
			Total	C	N	O	S		
4	RE	152	1195	761	203	229	2	0	0
			Total	C	N	O	S		
4	RF	153	1203	767	203	231	2	0	0
			Total	C	N	O	S		
4	RG	152	1197	764	202	229	2	0	0
			Total	C	N	O	S		
4	RH	156	1222	776	208	235	3	0	0
			Total	C	N	O	S		
4	RI	152	1191	758	202	229	2	0	0
			Total	C	N	O	S		
4	RJ	171	1358	865	231	260	2	0	0
			Total	C	N	O	S		
4	RK	171	1358	865	231	260	2	0	0
			Total	C	N	O	S		
4	RL	171	1358	865	231	260	2	0	0
			Total	C	N	O	S		
4	RM	144	1137	726	191	218	2	0	0
			Total	C	N	O	S		
4	RN	151	1187	755	201	229	2	0	0
			Total	C	N	O	S		
4	RO	154	1208	769	205	231	3	0	0

Continued on next page...

Continued from previous page...

Mol	Chain	Residues	Atoms					AltConf	Trace
			Total	C	N	O	S		
4	RP	154	1208	769	205	231	3	0	0
			Total	C	N	O	S		
4	RQ	151	1186	755	201	228	2	0	0
			Total	C	N	O	S		
4	RR	151	1186	755	201	228	2	0	0
			Total	C	N	O	S		
4	RS	152	1195	761	203	229	2	0	0
			Total	C	N	O	S		
4	RT	171	1358	865	231	260	2	0	0
			Total	C	N	O	S		
4	RU	171	1358	865	231	260	2	0	0
			Total	C	N	O	S		
4	RV	171	1358	865	231	260	2	0	0
			Total	C	N	O	S		
4	RW	171	1358	865	231	260	2	0	0
			Total	C	N	O	S		
4	RX	171	1358	865	231	260	2	0	0
			Total	C	N	O	S		
4	RY	171	1358	865	231	260	2	0	0
			Total	C	N	O	S		
4	RZ	171	1358	865	231	260	2	0	0
			Total	C	N	O	S		
4	Ra	171	1358	865	231	260	2	0	0
			Total	C	N	O	S		
4	Rb	171	1358	865	231	260	2	0	0
			Total	C	N	O	S		
4	Rc	171	1358	865	231	260	2	0	0
			Total	C	N	O	S		
4	Vs	152	1195	761	203	229	2	0	0
			Total	C	N	O	S		
4	Vt	152	1195	761	203	229	2	0	0
			Total	C	N	O	S		
4	Vu	153	1203	767	203	231	2	0	0
			Total	C	N	O	S		
4	Vv	152	1197	764	202	229	2	0	0
			Total	C	N	O	S		
4	Vw	156	1222	776	208	235	3	0	0
			Total	C	N	O	S		
4	Vx	152	1191	758	202	229	2	0	0
			Total	C	N	O	S		
4	Vy	171	1358	865	231	260	2	0	0

Continued on next page...

Continued from previous page...

Mol	Chain	Residues	Atoms					AltConf	Trace
			Total	C	N	O	S		
4	Vz	171	1358	865	231	260	2	0	0
			Total	C	N	O	S		
4	WA	171	1358	865	231	260	2	0	0
			Total	C	N	O	S		
4	WB	144	1137	726	191	218	2	0	0
			Total	C	N	O	S		
4	WC	151	1187	755	201	229	2	0	0
			Total	C	N	O	S		
4	WD	154	1208	769	205	231	3	0	0
			Total	C	N	O	S		
4	WE	154	1208	769	205	231	3	0	0
			Total	C	N	O	S		
4	WF	151	1186	755	201	228	2	0	0
			Total	C	N	O	S		
4	WG	151	1186	755	201	228	2	0	0
			Total	C	N	O	S		
4	WH	152	1195	761	203	229	2	0	0
			Total	C	N	O	S		
4	WI	171	1358	865	231	260	2	0	0
			Total	C	N	O	S		
4	WJ	171	1358	865	231	260	2	0	0
			Total	C	N	O	S		
4	WK	171	1358	865	231	260	2	0	0
			Total	C	N	O	S		
4	WL	171	1358	865	231	260	2	0	0
			Total	C	N	O	S		
4	WM	171	1358	865	231	260	2	0	0
			Total	C	N	O	S		
4	WN	171	1358	865	231	260	2	0	0
			Total	C	N	O	S		
4	WO	171	1358	865	231	260	2	0	0
			Total	C	N	O	S		
4	WP	171	1358	865	231	260	2	0	0
			Total	C	N	O	S		
4	WQ	171	1358	865	231	260	2	0	0
			Total	C	N	O	S		
4	WR	171	1358	865	231	260	2	0	0

There are 260 discrepancies between the modelled and reference sequences:

Chain	Residue	Modelled	Actual	Comment	Reference
Ck	86	GLN	HIS	conflict	UNP A0A0H3BZR0

Continued on next page...

Continued from previous page...

Chain	Residue	Modelled	Actual	Comment	Reference
Ck	142	ILE	VAL	conflict	UNP A0A0H3BZR0
Cl	86	GLN	HIS	conflict	UNP A0A0H3BZR0
Cl	142	ILE	VAL	conflict	UNP A0A0H3BZR0
Cm	86	GLN	HIS	conflict	UNP A0A0H3BZR0
Cm	142	ILE	VAL	conflict	UNP A0A0H3BZR0
Cn	86	GLN	HIS	conflict	UNP A0A0H3BZR0
Cn	142	ILE	VAL	conflict	UNP A0A0H3BZR0
Co	86	GLN	HIS	conflict	UNP A0A0H3BZR0
Co	142	ILE	VAL	conflict	UNP A0A0H3BZR0
Cp	86	GLN	HIS	conflict	UNP A0A0H3BZR0
Cp	142	ILE	VAL	conflict	UNP A0A0H3BZR0
Cq	86	GLN	HIS	conflict	UNP A0A0H3BZR0
Cq	142	ILE	VAL	conflict	UNP A0A0H3BZR0
Cr	86	GLN	HIS	conflict	UNP A0A0H3BZR0
Cr	142	ILE	VAL	conflict	UNP A0A0H3BZR0
Cs	86	GLN	HIS	conflict	UNP A0A0H3BZR0
Cs	142	ILE	VAL	conflict	UNP A0A0H3BZR0
Ct	86	GLN	HIS	conflict	UNP A0A0H3BZR0
Ct	142	ILE	VAL	conflict	UNP A0A0H3BZR0
Cu	86	GLN	HIS	conflict	UNP A0A0H3BZR0
Cu	142	ILE	VAL	conflict	UNP A0A0H3BZR0
Cv	86	GLN	HIS	conflict	UNP A0A0H3BZR0
Cv	142	ILE	VAL	conflict	UNP A0A0H3BZR0
Cw	86	GLN	HIS	conflict	UNP A0A0H3BZR0
Cw	142	ILE	VAL	conflict	UNP A0A0H3BZR0
Cx	86	GLN	HIS	conflict	UNP A0A0H3BZR0
Cx	142	ILE	VAL	conflict	UNP A0A0H3BZR0
Cy	86	GLN	HIS	conflict	UNP A0A0H3BZR0
Cy	142	ILE	VAL	conflict	UNP A0A0H3BZR0
Cz	86	GLN	HIS	conflict	UNP A0A0H3BZR0
Cz	142	ILE	VAL	conflict	UNP A0A0H3BZR0
DA	86	GLN	HIS	conflict	UNP A0A0H3BZR0
DA	142	ILE	VAL	conflict	UNP A0A0H3BZR0
DB	86	GLN	HIS	conflict	UNP A0A0H3BZR0
DB	142	ILE	VAL	conflict	UNP A0A0H3BZR0
DC	86	GLN	HIS	conflict	UNP A0A0H3BZR0
DC	142	ILE	VAL	conflict	UNP A0A0H3BZR0
DD	86	GLN	HIS	conflict	UNP A0A0H3BZR0
DD	142	ILE	VAL	conflict	UNP A0A0H3BZR0
DE	86	GLN	HIS	conflict	UNP A0A0H3BZR0
DE	142	ILE	VAL	conflict	UNP A0A0H3BZR0
DF	86	GLN	HIS	conflict	UNP A0A0H3BZR0

Continued on next page...

Continued from previous page...

Chain	Residue	Modelled	Actual	Comment	Reference
DF	142	ILE	VAL	conflict	UNP A0A0H3BZR0
DG	86	GLN	HIS	conflict	UNP A0A0H3BZR0
DG	142	ILE	VAL	conflict	UNP A0A0H3BZR0
DH	86	GLN	HIS	conflict	UNP A0A0H3BZR0
DH	142	ILE	VAL	conflict	UNP A0A0H3BZR0
DI	86	GLN	HIS	conflict	UNP A0A0H3BZR0
DI	142	ILE	VAL	conflict	UNP A0A0H3BZR0
DJ	86	GLN	HIS	conflict	UNP A0A0H3BZR0
DJ	142	ILE	VAL	conflict	UNP A0A0H3BZR0
HZ	86	GLN	HIS	conflict	UNP A0A0H3BZR0
HZ	142	ILE	VAL	conflict	UNP A0A0H3BZR0
Ha	86	GLN	HIS	conflict	UNP A0A0H3BZR0
Ha	142	ILE	VAL	conflict	UNP A0A0H3BZR0
Hb	86	GLN	HIS	conflict	UNP A0A0H3BZR0
Hb	142	ILE	VAL	conflict	UNP A0A0H3BZR0
Hc	86	GLN	HIS	conflict	UNP A0A0H3BZR0
Hc	142	ILE	VAL	conflict	UNP A0A0H3BZR0
Hd	86	GLN	HIS	conflict	UNP A0A0H3BZR0
Hd	142	ILE	VAL	conflict	UNP A0A0H3BZR0
He	86	GLN	HIS	conflict	UNP A0A0H3BZR0
He	142	ILE	VAL	conflict	UNP A0A0H3BZR0
Hf	86	GLN	HIS	conflict	UNP A0A0H3BZR0
Hf	142	ILE	VAL	conflict	UNP A0A0H3BZR0
Hg	86	GLN	HIS	conflict	UNP A0A0H3BZR0
Hg	142	ILE	VAL	conflict	UNP A0A0H3BZR0
Hh	86	GLN	HIS	conflict	UNP A0A0H3BZR0
Hh	142	ILE	VAL	conflict	UNP A0A0H3BZR0
Hi	86	GLN	HIS	conflict	UNP A0A0H3BZR0
Hi	142	ILE	VAL	conflict	UNP A0A0H3BZR0
Hj	86	GLN	HIS	conflict	UNP A0A0H3BZR0
Hj	142	ILE	VAL	conflict	UNP A0A0H3BZR0
Hk	86	GLN	HIS	conflict	UNP A0A0H3BZR0
Hk	142	ILE	VAL	conflict	UNP A0A0H3BZR0
Hl	86	GLN	HIS	conflict	UNP A0A0H3BZR0
Hl	142	ILE	VAL	conflict	UNP A0A0H3BZR0
Hm	86	GLN	HIS	conflict	UNP A0A0H3BZR0
Hm	142	ILE	VAL	conflict	UNP A0A0H3BZR0
Hn	86	GLN	HIS	conflict	UNP A0A0H3BZR0
Hn	142	ILE	VAL	conflict	UNP A0A0H3BZR0
Ho	86	GLN	HIS	conflict	UNP A0A0H3BZR0
Ho	142	ILE	VAL	conflict	UNP A0A0H3BZR0
Hp	86	GLN	HIS	conflict	UNP A0A0H3BZR0

Continued on next page...

Continued from previous page...

Chain	Residue	Modelled	Actual	Comment	Reference
Hp	142	ILE	VAL	conflict	UNP A0A0H3BZR0
Hq	86	GLN	HIS	conflict	UNP A0A0H3BZR0
Hq	142	ILE	VAL	conflict	UNP A0A0H3BZR0
Hr	86	GLN	HIS	conflict	UNP A0A0H3BZR0
Hr	142	ILE	VAL	conflict	UNP A0A0H3BZR0
Hs	86	GLN	HIS	conflict	UNP A0A0H3BZR0
Hs	142	ILE	VAL	conflict	UNP A0A0H3BZR0
Ht	86	GLN	HIS	conflict	UNP A0A0H3BZR0
Ht	142	ILE	VAL	conflict	UNP A0A0H3BZR0
Hu	86	GLN	HIS	conflict	UNP A0A0H3BZR0
Hu	142	ILE	VAL	conflict	UNP A0A0H3BZR0
Hv	86	GLN	HIS	conflict	UNP A0A0H3BZR0
Hv	142	ILE	VAL	conflict	UNP A0A0H3BZR0
Hw	86	GLN	HIS	conflict	UNP A0A0H3BZR0
Hw	142	ILE	VAL	conflict	UNP A0A0H3BZR0
Hx	86	GLN	HIS	conflict	UNP A0A0H3BZR0
Hx	142	ILE	VAL	conflict	UNP A0A0H3BZR0
Hy	86	GLN	HIS	conflict	UNP A0A0H3BZR0
Hy	142	ILE	VAL	conflict	UNP A0A0H3BZR0
MO	86	GLN	HIS	conflict	UNP A0A0H3BZR0
MO	142	ILE	VAL	conflict	UNP A0A0H3BZR0
MP	86	GLN	HIS	conflict	UNP A0A0H3BZR0
MP	142	ILE	VAL	conflict	UNP A0A0H3BZR0
MQ	86	GLN	HIS	conflict	UNP A0A0H3BZR0
MQ	142	ILE	VAL	conflict	UNP A0A0H3BZR0
MR	86	GLN	HIS	conflict	UNP A0A0H3BZR0
MR	142	ILE	VAL	conflict	UNP A0A0H3BZR0
MS	86	GLN	HIS	conflict	UNP A0A0H3BZR0
MS	142	ILE	VAL	conflict	UNP A0A0H3BZR0
MT	86	GLN	HIS	conflict	UNP A0A0H3BZR0
MT	142	ILE	VAL	conflict	UNP A0A0H3BZR0
MU	86	GLN	HIS	conflict	UNP A0A0H3BZR0
MU	142	ILE	VAL	conflict	UNP A0A0H3BZR0
MV	86	GLN	HIS	conflict	UNP A0A0H3BZR0
MV	142	ILE	VAL	conflict	UNP A0A0H3BZR0
MW	86	GLN	HIS	conflict	UNP A0A0H3BZR0
MW	142	ILE	VAL	conflict	UNP A0A0H3BZR0
MX	86	GLN	HIS	conflict	UNP A0A0H3BZR0
MX	142	ILE	VAL	conflict	UNP A0A0H3BZR0
MY	86	GLN	HIS	conflict	UNP A0A0H3BZR0
MY	142	ILE	VAL	conflict	UNP A0A0H3BZR0
MZ	86	GLN	HIS	conflict	UNP A0A0H3BZR0

Continued on next page...

Continued from previous page...

Chain	Residue	Modelled	Actual	Comment	Reference
MZ	142	ILE	VAL	conflict	UNP A0A0H3BZR0
Ma	86	GLN	HIS	conflict	UNP A0A0H3BZR0
Ma	142	ILE	VAL	conflict	UNP A0A0H3BZR0
Mb	86	GLN	HIS	conflict	UNP A0A0H3BZR0
Mb	142	ILE	VAL	conflict	UNP A0A0H3BZR0
Mc	86	GLN	HIS	conflict	UNP A0A0H3BZR0
Mc	142	ILE	VAL	conflict	UNP A0A0H3BZR0
Md	86	GLN	HIS	conflict	UNP A0A0H3BZR0
Md	142	ILE	VAL	conflict	UNP A0A0H3BZR0
Me	86	GLN	HIS	conflict	UNP A0A0H3BZR0
Me	142	ILE	VAL	conflict	UNP A0A0H3BZR0
Mf	86	GLN	HIS	conflict	UNP A0A0H3BZR0
Mf	142	ILE	VAL	conflict	UNP A0A0H3BZR0
Mg	86	GLN	HIS	conflict	UNP A0A0H3BZR0
Mg	142	ILE	VAL	conflict	UNP A0A0H3BZR0
Mh	86	GLN	HIS	conflict	UNP A0A0H3BZR0
Mh	142	ILE	VAL	conflict	UNP A0A0H3BZR0
Mi	86	GLN	HIS	conflict	UNP A0A0H3BZR0
Mi	142	ILE	VAL	conflict	UNP A0A0H3BZR0
Mj	86	GLN	HIS	conflict	UNP A0A0H3BZR0
Mj	142	ILE	VAL	conflict	UNP A0A0H3BZR0
Mk	86	GLN	HIS	conflict	UNP A0A0H3BZR0
Mk	142	ILE	VAL	conflict	UNP A0A0H3BZR0
Ml	86	GLN	HIS	conflict	UNP A0A0H3BZR0
Ml	142	ILE	VAL	conflict	UNP A0A0H3BZR0
Mm	86	GLN	HIS	conflict	UNP A0A0H3BZR0
Mm	142	ILE	VAL	conflict	UNP A0A0H3BZR0
Mn	86	GLN	HIS	conflict	UNP A0A0H3BZR0
Mn	142	ILE	VAL	conflict	UNP A0A0H3BZR0
RD	86	GLN	HIS	conflict	UNP A0A0H3BZR0
RD	142	ILE	VAL	conflict	UNP A0A0H3BZR0
RE	86	GLN	HIS	conflict	UNP A0A0H3BZR0
RE	142	ILE	VAL	conflict	UNP A0A0H3BZR0
RF	86	GLN	HIS	conflict	UNP A0A0H3BZR0
RF	142	ILE	VAL	conflict	UNP A0A0H3BZR0
RG	86	GLN	HIS	conflict	UNP A0A0H3BZR0
RG	142	ILE	VAL	conflict	UNP A0A0H3BZR0
RH	86	GLN	HIS	conflict	UNP A0A0H3BZR0
RH	142	ILE	VAL	conflict	UNP A0A0H3BZR0
RI	86	GLN	HIS	conflict	UNP A0A0H3BZR0
RI	142	ILE	VAL	conflict	UNP A0A0H3BZR0
RJ	86	GLN	HIS	conflict	UNP A0A0H3BZR0

Continued on next page...

Continued from previous page...

Chain	Residue	Modelled	Actual	Comment	Reference
RJ	142	ILE	VAL	conflict	UNP A0A0H3BZR0
RK	86	GLN	HIS	conflict	UNP A0A0H3BZR0
RK	142	ILE	VAL	conflict	UNP A0A0H3BZR0
RL	86	GLN	HIS	conflict	UNP A0A0H3BZR0
RL	142	ILE	VAL	conflict	UNP A0A0H3BZR0
RM	86	GLN	HIS	conflict	UNP A0A0H3BZR0
RM	142	ILE	VAL	conflict	UNP A0A0H3BZR0
RN	86	GLN	HIS	conflict	UNP A0A0H3BZR0
RN	142	ILE	VAL	conflict	UNP A0A0H3BZR0
RO	86	GLN	HIS	conflict	UNP A0A0H3BZR0
RO	142	ILE	VAL	conflict	UNP A0A0H3BZR0
RP	86	GLN	HIS	conflict	UNP A0A0H3BZR0
RP	142	ILE	VAL	conflict	UNP A0A0H3BZR0
RQ	86	GLN	HIS	conflict	UNP A0A0H3BZR0
RQ	142	ILE	VAL	conflict	UNP A0A0H3BZR0
RR	86	GLN	HIS	conflict	UNP A0A0H3BZR0
RR	142	ILE	VAL	conflict	UNP A0A0H3BZR0
RS	86	GLN	HIS	conflict	UNP A0A0H3BZR0
RS	142	ILE	VAL	conflict	UNP A0A0H3BZR0
RT	86	GLN	HIS	conflict	UNP A0A0H3BZR0
RT	142	ILE	VAL	conflict	UNP A0A0H3BZR0
RU	86	GLN	HIS	conflict	UNP A0A0H3BZR0
RU	142	ILE	VAL	conflict	UNP A0A0H3BZR0
RV	86	GLN	HIS	conflict	UNP A0A0H3BZR0
RV	142	ILE	VAL	conflict	UNP A0A0H3BZR0
RW	86	GLN	HIS	conflict	UNP A0A0H3BZR0
RW	142	ILE	VAL	conflict	UNP A0A0H3BZR0
RX	86	GLN	HIS	conflict	UNP A0A0H3BZR0
RX	142	ILE	VAL	conflict	UNP A0A0H3BZR0
RY	86	GLN	HIS	conflict	UNP A0A0H3BZR0
RY	142	ILE	VAL	conflict	UNP A0A0H3BZR0
RZ	86	GLN	HIS	conflict	UNP A0A0H3BZR0
RZ	142	ILE	VAL	conflict	UNP A0A0H3BZR0
Ra	86	GLN	HIS	conflict	UNP A0A0H3BZR0
Ra	142	ILE	VAL	conflict	UNP A0A0H3BZR0
Rb	86	GLN	HIS	conflict	UNP A0A0H3BZR0
Rb	142	ILE	VAL	conflict	UNP A0A0H3BZR0
Rc	86	GLN	HIS	conflict	UNP A0A0H3BZR0
Rc	142	ILE	VAL	conflict	UNP A0A0H3BZR0
Vs	86	GLN	HIS	conflict	UNP A0A0H3BZR0
Vs	142	ILE	VAL	conflict	UNP A0A0H3BZR0
Vt	86	GLN	HIS	conflict	UNP A0A0H3BZR0

Continued on next page...

Continued from previous page...

Chain	Residue	Modelled	Actual	Comment	Reference
Vt	142	ILE	VAL	conflict	UNP A0A0H3BZR0
Vu	86	GLN	HIS	conflict	UNP A0A0H3BZR0
Vu	142	ILE	VAL	conflict	UNP A0A0H3BZR0
Vv	86	GLN	HIS	conflict	UNP A0A0H3BZR0
Vv	142	ILE	VAL	conflict	UNP A0A0H3BZR0
Vw	86	GLN	HIS	conflict	UNP A0A0H3BZR0
Vw	142	ILE	VAL	conflict	UNP A0A0H3BZR0
Vx	86	GLN	HIS	conflict	UNP A0A0H3BZR0
Vx	142	ILE	VAL	conflict	UNP A0A0H3BZR0
Vy	86	GLN	HIS	conflict	UNP A0A0H3BZR0
Vy	142	ILE	VAL	conflict	UNP A0A0H3BZR0
Vz	86	GLN	HIS	conflict	UNP A0A0H3BZR0
Vz	142	ILE	VAL	conflict	UNP A0A0H3BZR0
WA	86	GLN	HIS	conflict	UNP A0A0H3BZR0
WA	142	ILE	VAL	conflict	UNP A0A0H3BZR0
WB	86	GLN	HIS	conflict	UNP A0A0H3BZR0
WB	142	ILE	VAL	conflict	UNP A0A0H3BZR0
WC	86	GLN	HIS	conflict	UNP A0A0H3BZR0
WC	142	ILE	VAL	conflict	UNP A0A0H3BZR0
WD	86	GLN	HIS	conflict	UNP A0A0H3BZR0
WD	142	ILE	VAL	conflict	UNP A0A0H3BZR0
WE	86	GLN	HIS	conflict	UNP A0A0H3BZR0
WE	142	ILE	VAL	conflict	UNP A0A0H3BZR0
WF	86	GLN	HIS	conflict	UNP A0A0H3BZR0
WF	142	ILE	VAL	conflict	UNP A0A0H3BZR0
WG	86	GLN	HIS	conflict	UNP A0A0H3BZR0
WG	142	ILE	VAL	conflict	UNP A0A0H3BZR0
WH	86	GLN	HIS	conflict	UNP A0A0H3BZR0
WH	142	ILE	VAL	conflict	UNP A0A0H3BZR0
WI	86	GLN	HIS	conflict	UNP A0A0H3BZR0
WI	142	ILE	VAL	conflict	UNP A0A0H3BZR0
WJ	86	GLN	HIS	conflict	UNP A0A0H3BZR0
WJ	142	ILE	VAL	conflict	UNP A0A0H3BZR0
WK	86	GLN	HIS	conflict	UNP A0A0H3BZR0
WK	142	ILE	VAL	conflict	UNP A0A0H3BZR0
WL	86	GLN	HIS	conflict	UNP A0A0H3BZR0
WL	142	ILE	VAL	conflict	UNP A0A0H3BZR0
WM	86	GLN	HIS	conflict	UNP A0A0H3BZR0
WM	142	ILE	VAL	conflict	UNP A0A0H3BZR0
WN	86	GLN	HIS	conflict	UNP A0A0H3BZR0
WN	142	ILE	VAL	conflict	UNP A0A0H3BZR0
WO	86	GLN	HIS	conflict	UNP A0A0H3BZR0

Continued on next page...

Continued from previous page...

Chain	Residue	Modelled	Actual	Comment	Reference
WO	142	ILE	VAL	conflict	UNP A0A0H3BZR0
WP	86	GLN	HIS	conflict	UNP A0A0H3BZR0
WP	142	ILE	VAL	conflict	UNP A0A0H3BZR0
WQ	86	GLN	HIS	conflict	UNP A0A0H3BZR0
WQ	142	ILE	VAL	conflict	UNP A0A0H3BZR0
WR	86	GLN	HIS	conflict	UNP A0A0H3BZR0
WR	142	ILE	VAL	conflict	UNP A0A0H3BZR0

- Molecule 5 is a protein called Scaffold protein.

Mol	Chain	Residues	Atoms				AltConf	Trace
			Total	C	N	O		
5	DK	30	266	174	47	45	0	0
5	DL	37	315	203	55	57	0	0
5	DM	37	315	203	55	57	0	0
5	DN	37	315	203	55	57	0	0
5	DO	37	315	203	55	57	0	0
5	DP	37	315	203	55	57	0	0
5	DQ	37	315	203	55	57	0	0
5	DR	37	315	203	55	57	0	0
5	DS	37	315	203	55	57	0	0
5	DT	37	315	203	55	57	0	0
5	DU	37	315	203	55	57	0	0
5	DV	37	315	203	55	57	0	0
5	DW	30	266	174	47	45	0	0
5	DX	37	315	203	55	57	0	0
5	DY	37	315	203	55	57	0	0
5	DZ	37	315	203	55	57	0	0

Continued on next page...

Continued from previous page...

Mol	Chain	Residues	Atoms				AltConf	Trace
			Total	C	N	O		
5	Da	37	315	203	55	57	0	0
			Total	C	N	O		
5	Db	37	315	203	55	57	0	0
			Total	C	N	O		
5	Dc	37	315	203	55	57	0	0
			Total	C	N	O		
5	Dd	30	266	174	47	45	0	0
			Total	C	N	O		
5	De	37	315	203	55	57	0	0
			Total	C	N	O		
5	Df	26	233	149	43	41	0	0
			Total	C	N	O		
5	Dg	26	233	149	43	41	0	0
			Total	C	N	O		
5	Dh	30	266	174	47	45	0	0
			Total	C	N	O		
5	Di	30	266	174	47	45	0	0
			Total	C	N	O		
5	Dj	30	266	174	47	45	0	0
			Total	C	N	O		
5	Dk	30	266	174	47	45	0	0
			Total	C	N	O		
5	Dl	37	315	203	55	57	0	0
			Total	C	N	O		
5	Dm	29	255	165	46	44	0	0
			Total	C	N	O		
5	Dn	37	315	203	55	57	0	0
			Total	C	N	O		
5	Do	37	315	203	55	57	0	0
			Total	C	N	O		
5	Dp	37	315	203	55	57	0	0
			Total	C	N	O		
5	Dq	37	315	203	55	57	0	0
			Total	C	N	O		
5	Dr	37	315	203	55	57	0	0
			Total	C	N	O		
5	Ds	37	315	203	55	57	0	0
			Total	C	N	O		
5	Dt	37	315	203	55	57	0	0
			Total	C	N	O		
5	Du	37	315	203	55	57	0	0

Continued on next page...

Continued from previous page...

Mol	Chain	Residues	Atoms				AltConf	Trace
			Total	C	N	O		
5	Dv	37	315	203	55	57	0	0
			Total	C	N	O		
5	Dw	28	248	160	45	43	0	0
			Total	C	N	O		
5	Dx	37	315	203	55	57	0	0
			Total	C	N	O		
5	Dy	37	315	203	55	57	0	0
			Total	C	N	O		
5	Dz	37	315	203	55	57	0	0
			Total	C	N	O		
5	EA	26	233	149	43	41	0	0
			Total	C	N	O		
5	EB	29	255	165	46	44	0	0
			Total	C	N	O		
5	EC	37	315	203	55	57	0	0
			Total	C	N	O		
5	ED	29	255	165	46	44	0	0
			Total	C	N	O		
5	EE	37	315	203	55	57	0	0
			Total	C	N	O		
5	EF	26	233	149	43	41	0	0
			Total	C	N	O		
5	EG	37	315	203	55	57	0	0
			Total	C	N	O		
5	EH	29	255	165	46	44	0	0
			Total	C	N	O		
5	EI	30	266	174	47	45	0	0
			Total	C	N	O		
5	EJ	30	266	174	47	45	0	0
			Total	C	N	O		
5	EK	30	266	174	47	45	0	0
			Total	C	N	O		
5	EL	40	345	221	64	60	0	0
			Total	C	N	O		
5	EM	37	315	203	55	57	0	0
			Total	C	N	O		
5	EN	37	315	203	55	57	0	0
			Total	C	N	O		
5	EO	40	345	221	64	60	0	0
			Total	C	N	O		
5	EP	37	315	203	55	57	0	0

Continued on next page...

Continued from previous page...

Mol	Chain	Residues	Atoms				AltConf	Trace
			Total	C	N	O		
5	EQ	37	315	203	55	57	0	0
			Total	C	N	O		
5	ER	40	345	221	64	60	0	0
			Total	C	N	O		
5	ES	37	315	203	55	57	0	0
			Total	C	N	O		
5	ET	26	233	149	43	41	0	0
			Total	C	N	O		
5	EU	40	345	221	64	60	0	0
			Total	C	N	O		
5	EV	37	315	203	55	57	0	0
			Total	C	N	O		
5	EW	37	315	203	55	57	0	0
			Total	C	N	O		
5	EX	37	315	203	55	57	0	0
			Total	C	N	O		
5	EY	40	345	221	64	60	0	0
			Total	C	N	O		
5	EZ	37	315	203	55	57	0	0
			Total	C	N	O		
5	Ea	40	345	221	64	60	0	0
			Total	C	N	O		
5	Eb	37	315	203	55	57	0	0
			Total	C	N	O		
5	Ec	37	315	203	55	57	0	0
			Total	C	N	O		
5	Ed	29	263	167	52	44	0	0
			Total	C	N	O		
5	Ee	37	315	203	55	57	0	0
			Total	C	N	O		
5	Ef	37	315	203	55	57	0	0
			Total	C	N	O		
5	Eg	29	263	167	52	44	0	0
			Total	C	N	O		
5	Eh	26	233	149	43	41	0	0
			Total	C	N	O		
5	Ei	37	315	203	55	57	0	0
			Total	C	N	O		
5	Ej	40	345	221	64	60	0	0
			Total	C	N	O		
5	Ek	37	315	203	55	57	0	0

Continued on next page...

Continued from previous page...

Mol	Chain	Residues	Atoms				AltConf	Trace
			Total	C	N	O		
5	El	37	315	203	55	57	0	0
			Total	C	N	O		
5	Em	26	233	149	43	41	0	0
			Total	C	N	O		
5	En	40	345	221	64	60	0	0
			Total	C	N	O		
5	Eo	37	315	203	55	57	0	0
			Total	C	N	O		
5	Hz	30	266	174	47	45	0	0
			Total	C	N	O		
5	IA	37	315	203	55	57	0	0
			Total	C	N	O		
5	IB	37	315	203	55	57	0	0
			Total	C	N	O		
5	IC	37	315	203	55	57	0	0
			Total	C	N	O		
5	ID	37	315	203	55	57	0	0
			Total	C	N	O		
5	IE	37	315	203	55	57	0	0
			Total	C	N	O		
5	IF	37	315	203	55	57	0	0
			Total	C	N	O		
5	IG	37	315	203	55	57	0	0
			Total	C	N	O		
5	IH	37	315	203	55	57	0	0
			Total	C	N	O		
5	II	37	315	203	55	57	0	0
			Total	C	N	O		
5	IJ	37	315	203	55	57	0	0
			Total	C	N	O		
5	IK	37	315	203	55	57	0	0
			Total	C	N	O		
5	IL	30	266	174	47	45	0	0
			Total	C	N	O		
5	IM	37	315	203	55	57	0	0
			Total	C	N	O		
5	IN	37	315	203	55	57	0	0
			Total	C	N	O		
5	IO	37	315	203	55	57	0	0
			Total	C	N	O		
5	IP	37	315	203	55	57	0	0

Continued on next page...

Continued from previous page...

Mol	Chain	Residues	Atoms				AltConf	Trace
			Total	C	N	O		
5	IQ	37	315	203	55	57	0	0
5	IR	37	315	203	55	57	0	0
5	IS	30	266	174	47	45	0	0
5	IT	37	315	203	55	57	0	0
5	IU	37	315	203	55	57	0	0
5	IV	37	315	203	55	57	0	0
5	IW	30	266	174	47	45	0	0
5	IX	30	266	174	47	45	0	0
5	IY	30	266	174	47	45	0	0
5	IZ	30	266	174	47	45	0	0
5	Ia	37	315	203	55	57	0	0
5	Ib	29	255	165	46	44	0	0
5	Ic	37	315	203	55	57	0	0
5	Id	37	315	203	55	57	0	0
5	Ie	37	315	203	55	57	0	0
5	If	37	315	203	55	57	0	0
5	Ig	37	315	203	55	57	0	0
5	Ih	37	315	203	55	57	0	0
5	Ii	37	315	203	55	57	0	0
5	Ij	37	315	203	55	57	0	0
5	Ik	37	315	203	55	57	0	0

Continued on next page...

Continued from previous page...

Mol	Chain	Residues	Atoms				AltConf	Trace
			Total	C	N	O		
5	Il	28	248	160	45	43	0	0
5	Im	37	315	203	55	57	0	0
5	In	37	315	203	55	57	0	0
5	Io	37	315	203	55	57	0	0
5	Ip	26	233	149	43	41	0	0
5	Iq	29	255	165	46	44	0	0
5	Ir	37	315	203	55	57	0	0
5	Is	29	255	165	46	44	0	0
5	It	37	315	203	55	57	0	0
5	Iu	37	315	203	55	57	0	0
5	Iv	37	315	203	55	57	0	0
5	Iw	29	255	165	46	44	0	0
5	Ix	30	266	174	47	45	0	0
5	Iy	30	266	174	47	45	0	0
5	Iz	30	266	174	47	45	0	0
5	JA	40	345	221	64	60	0	0
5	JB	37	315	203	55	57	0	0
5	JC	37	315	203	55	57	0	0
5	JD	40	345	221	64	60	0	0
5	JE	37	315	203	55	57	0	0
5	JF	37	315	203	55	57	0	0

Continued on next page...

Continued from previous page...

Mol	Chain	Residues	Atoms				AltConf	Trace
			Total	C	N	O		
5	JG	40	345	221	64	60	0	0
5	JH	37	315	203	55	57	0	0
5	JI	37	315	203	55	57	0	0
5	JJ	40	345	221	64	60	0	0
5	JK	26	233	149	43	41	0	0
5	JL	37	315	203	55	57	0	0
5	JM	37	315	203	55	57	0	0
5	JN	40	345	221	64	60	0	0
5	JO	37	315	203	55	57	0	0
5	JP	40	345	221	64	60	0	0
5	JQ	37	315	203	55	57	0	0
5	JR	37	315	203	55	57	0	0
5	JS	40	345	221	64	60	0	0
5	JT	37	315	203	55	57	0	0
5	JU	37	315	203	55	57	0	0
5	JV	40	345	221	64	60	0	0
5	JW	37	315	203	55	57	0	0
5	JX	37	315	203	55	57	0	0
5	JY	40	345	221	64	60	0	0
5	JZ	37	315	203	55	57	0	0
5	Ja	37	315	203	55	57	0	0

Continued on next page...

Continued from previous page...

Mol	Chain	Residues	Atoms				AltConf	Trace
			Total	C	N	O		
5	Jb	37	315	203	55	57	0	0
			Total	C	N	O		
5	Jc	40	345	221	64	60	0	0
			Total	C	N	O		
5	Jd	37	315	203	55	57	0	0
			Total	C	N	O		
5	Mo	30	266	174	47	45	0	0
			Total	C	N	O		
5	Mp	37	315	203	55	57	0	0
			Total	C	N	O		
5	Mq	37	315	203	55	57	0	0
			Total	C	N	O		
5	Mr	37	315	203	55	57	0	0
			Total	C	N	O		
5	Ms	37	315	203	55	57	0	0
			Total	C	N	O		
5	Mt	37	315	203	55	57	0	0
			Total	C	N	O		
5	Mu	37	315	203	55	57	0	0
			Total	C	N	O		
5	Mv	37	315	203	55	57	0	0
			Total	C	N	O		
5	Mw	37	315	203	55	57	0	0
			Total	C	N	O		
5	Mx	37	315	203	55	57	0	0
			Total	C	N	O		
5	My	37	315	203	55	57	0	0
			Total	C	N	O		
5	Mz	37	315	203	55	57	0	0
			Total	C	N	O		
5	NA	30	266	174	47	45	0	0
			Total	C	N	O		
5	NB	37	315	203	55	57	0	0
			Total	C	N	O		
5	NC	37	315	203	55	57	0	0
			Total	C	N	O		
5	ND	37	315	203	55	57	0	0
			Total	C	N	O		
5	NE	37	315	203	55	57	0	0
			Total	C	N	O		
5	NF	37	315	203	55	57	0	0

Continued on next page...

Continued from previous page...

Mol	Chain	Residues	Atoms				AltConf	Trace
			Total	C	N	O		
5	NG	37	315	203	55	57	0	0
			Total	C	N	O		
5	NH	30	266	174	47	45	0	0
			Total	C	N	O		
5	NI	37	315	203	55	57	0	0
			Total	C	N	O		
5	NJ	37	315	203	55	57	0	0
			Total	C	N	O		
5	NK	37	315	203	55	57	0	0
			Total	C	N	O		
5	NL	30	266	174	47	45	0	0
			Total	C	N	O		
5	NM	30	266	174	47	45	0	0
			Total	C	N	O		
5	NN	30	266	174	47	45	0	0
			Total	C	N	O		
5	NO	30	266	174	47	45	0	0
			Total	C	N	O		
5	NP	37	315	203	55	57	0	0
			Total	C	N	O		
5	NQ	29	255	165	46	44	0	0
			Total	C	N	O		
5	NR	37	315	203	55	57	0	0
			Total	C	N	O		
5	NS	37	315	203	55	57	0	0
			Total	C	N	O		
5	NT	37	315	203	55	57	0	0
			Total	C	N	O		
5	NU	37	315	203	55	57	0	0
			Total	C	N	O		
5	NV	37	315	203	55	57	0	0
			Total	C	N	O		
5	NW	37	315	203	55	57	0	0
			Total	C	N	O		
5	NX	37	315	203	55	57	0	0
			Total	C	N	O		
5	NY	37	315	203	55	57	0	0
			Total	C	N	O		
5	NZ	37	315	203	55	57	0	0
			Total	C	N	O		
5	Na	28	248	160	45	43	0	0

Continued on next page...

Continued from previous page...

Mol	Chain	Residues	Atoms				AltConf	Trace
			Total	C	N	O		
5	Nb	37	315	203	55	57	0	0
5	Nc	37	315	203	55	57	0	0
5	Nd	37	315	203	55	57	0	0
5	Ne	37	315	203	55	57	0	0
5	Nf	29	255	165	46	44	0	0
5	Ng	37	315	203	55	57	0	0
5	Nh	29	255	165	46	44	0	0
5	Ni	37	315	203	55	57	0	0
5	Nj	37	315	203	55	57	0	0
5	Nk	37	315	203	55	57	0	0
5	Nl	29	255	165	46	44	0	0
5	Nm	30	266	174	47	45	0	0
5	Nn	30	266	174	47	45	0	0
5	No	30	266	174	47	45	0	0
5	Np	40	345	221	64	60	0	0
5	Nq	37	315	203	55	57	0	0
5	Nr	37	315	203	55	57	0	0
5	Ns	40	345	221	64	60	0	0
5	Nt	37	315	203	55	57	0	0
5	Nu	37	315	203	55	57	0	0
5	Nv	40	345	221	64	60	0	0

Continued on next page...

Continued from previous page...

Mol	Chain	Residues	Atoms				AltConf	Trace
			Total	C	N	O		
5	Nw	37	315	203	55	57	0	0
			Total	C	N	O		
5	Nx	37	315	203	55	57	0	0
			Total	C	N	O		
5	Ny	40	345	221	64	60	0	0
			Total	C	N	O		
5	Nz	37	315	203	55	57	0	0
			Total	C	N	O		
5	OA	26	233	149	43	41	0	0
			Total	C	N	O		
5	OB	37	315	203	55	57	0	0
			Total	C	N	O		
5	OC	40	345	221	64	60	0	0
			Total	C	N	O		
5	OD	37	315	203	55	57	0	0
			Total	C	N	O		
5	OE	40	345	221	64	60	0	0
			Total	C	N	O		
5	OF	37	315	203	55	57	0	0
			Total	C	N	O		
5	OG	37	315	203	55	57	0	0
			Total	C	N	O		
5	OH	40	345	221	64	60	0	0
			Total	C	N	O		
5	OI	37	315	203	55	57	0	0
			Total	C	N	O		
5	OJ	26	233	149	43	41	0	0
			Total	C	N	O		
5	OK	40	345	221	64	60	0	0
			Total	C	N	O		
5	OL	37	315	203	55	57	0	0
			Total	C	N	O		
5	OM	37	315	203	55	57	0	0
			Total	C	N	O		
5	ON	29	263	167	52	44	0	0
			Total	C	N	O		
5	OO	37	315	203	55	57	0	0
			Total	C	N	O		
5	OP	37	315	203	55	57	0	0
			Total	C	N	O		
5	OQ	37	315	203	55	57	0	0

Continued on next page...

Continued from previous page...

Mol	Chain	Residues	Atoms				AltConf	Trace
			Total	C	N	O		
5	OR	40	345	221	64	60	0	0
			Total	C	N	O		
5	OS	37	315	203	55	57	0	0
			Total	C	N	O		
5	Rd	30	266	174	47	45	0	0
			Total	C	N	O		
5	Re	37	315	203	55	57	0	0
			Total	C	N	O		
5	Rf	37	315	203	55	57	0	0
			Total	C	N	O		
5	Rg	37	315	203	55	57	0	0
			Total	C	N	O		
5	Rh	37	315	203	55	57	0	0
			Total	C	N	O		
5	Ri	37	315	203	55	57	0	0
			Total	C	N	O		
5	Rj	37	315	203	55	57	0	0
			Total	C	N	O		
5	Rk	37	315	203	55	57	0	0
			Total	C	N	O		
5	Rl	37	315	203	55	57	0	0
			Total	C	N	O		
5	Rm	37	315	203	55	57	0	0
			Total	C	N	O		
5	Rn	37	315	203	55	57	0	0
			Total	C	N	O		
5	Ro	37	315	203	55	57	0	0
			Total	C	N	O		
5	Rp	30	266	174	47	45	0	0
			Total	C	N	O		
5	Rq	37	315	203	55	57	0	0
			Total	C	N	O		
5	Rr	37	315	203	55	57	0	0
			Total	C	N	O		
5	Rs	37	315	203	55	57	0	0
			Total	C	N	O		
5	Rt	37	315	203	55	57	0	0
			Total	C	N	O		
5	Ru	37	315	203	55	57	0	0
			Total	C	N	O		
5	Rv	37	315	203	55	57	0	0

Continued on next page...

Continued from previous page...

Mol	Chain	Residues	Atoms				AltConf	Trace
			Total	C	N	O		
5	Rw	30	266	174	47	45	0	0
5	Rx	37	315	203	55	57	0	0
5	Ry	37	315	203	55	57	0	0
5	Rz	37	315	203	55	57	0	0
5	SA	30	266	174	47	45	0	0
5	SB	30	266	174	47	45	0	0
5	SC	30	266	174	47	45	0	0
5	SD	30	266	174	47	45	0	0
5	SE	37	315	203	55	57	0	0
5	SF	29	255	165	46	44	0	0
5	SG	37	315	203	55	57	0	0
5	SH	37	315	203	55	57	0	0
5	SI	37	315	203	55	57	0	0
5	SJ	37	315	203	55	57	0	0
5	SK	37	315	203	55	57	0	0
5	SL	37	315	203	55	57	0	0
5	SM	37	315	203	55	57	0	0
5	SN	37	315	203	55	57	0	0
5	SO	37	315	203	55	57	0	0
5	SP	28	248	160	45	43	0	0
5	SQ	37	315	203	55	57	0	0

Continued on next page...

Continued from previous page...

Mol	Chain	Residues	Atoms				AltConf	Trace
			Total	C	N	O		
5	SR	37	315	203	55	57	0	0
5	SS	37	315	203	55	57	0	0
5	ST	37	315	203	55	57	0	0
5	SU	29	255	165	46	44	0	0
5	SV	37	315	203	55	57	0	0
5	SW	29	255	165	46	44	0	0
5	SX	37	315	203	55	57	0	0
5	SY	26	233	149	43	41	0	0
5	SZ	37	315	203	55	57	0	0
5	Sa	29	255	165	46	44	0	0
5	Sb	30	266	174	47	45	0	0
5	Sc	30	266	174	47	45	0	0
5	Sd	30	266	174	47	45	0	0
5	Se	40	345	221	64	60	0	0
5	Sf	37	315	203	55	57	0	0
5	Sg	37	315	203	55	57	0	0
5	Sh	40	345	221	64	60	0	0
5	Si	37	315	203	55	57	0	0
5	Sj	37	315	203	55	57	0	0
5	Sk	40	345	221	64	60	0	0
5	Sl	26	233	149	43	41	0	0

Continued on next page...

Continued from previous page...

Mol	Chain	Residues	Atoms				AltConf	Trace
			Total	C	N	O		
5	Sm	37	315	203	55	57	0	0
5	Sn	40	345	221	64	60	0	0
5	So	37	315	203	55	57	0	0
5	Sp	37	315	203	55	57	0	0
5	Sq	37	315	203	55	57	0	0
5	Sr	40	345	221	64	60	0	0
5	Ss	37	315	203	55	57	0	0
5	St	40	345	221	64	60	0	0
5	Su	37	315	203	55	57	0	0
5	Sv	37	315	203	55	57	0	0
5	Sw	40	345	221	64	60	0	0
5	Sx	37	315	203	55	57	0	0
5	Sy	37	315	203	55	57	0	0
5	Sz	40	345	221	64	60	0	0
5	TA	37	315	203	55	57	0	0
5	TB	37	315	203	55	57	0	0
5	TC	29	263	167	52	44	0	0
5	TD	37	315	203	55	57	0	0
5	TE	37	315	203	55	57	0	0
5	TF	37	315	203	55	57	0	0
5	TG	40	345	221	64	60	0	0

Continued on next page...

Continued from previous page...

Mol	Chain	Residues	Atoms				AltConf	Trace
			Total	C	N	O		
5	TH	37	315	203	55	57	0	0
			Total	C	N	O		
5	WS	30	266	174	47	45	0	0
			Total	C	N	O		
5	WT	37	315	203	55	57	0	0
			Total	C	N	O		
5	WU	37	315	203	55	57	0	0
			Total	C	N	O		
5	WV	37	315	203	55	57	0	0
			Total	C	N	O		
5	WW	37	315	203	55	57	0	0
			Total	C	N	O		
5	WX	37	315	203	55	57	0	0
			Total	C	N	O		
5	WY	37	315	203	55	57	0	0
			Total	C	N	O		
5	WZ	37	315	203	55	57	0	0
			Total	C	N	O		
5	Wa	37	315	203	55	57	0	0
			Total	C	N	O		
5	Wb	37	315	203	55	57	0	0
			Total	C	N	O		
5	Wc	37	315	203	55	57	0	0
			Total	C	N	O		
5	Wd	26	233	149	43	41	0	0
			Total	C	N	O		
5	We	30	266	174	47	45	0	0
			Total	C	N	O		
5	Wf	37	315	203	55	57	0	0
			Total	C	N	O		
5	Wg	37	315	203	55	57	0	0
			Total	C	N	O		
5	Wh	37	315	203	55	57	0	0
			Total	C	N	O		
5	Wi	37	315	203	55	57	0	0
			Total	C	N	O		
5	Wj	37	315	203	55	57	0	0
			Total	C	N	O		
5	Wk	37	315	203	55	57	0	0
			Total	C	N	O		
5	Wl	30	266	174	47	45	0	0

Continued on next page...

Continued from previous page...

Mol	Chain	Residues	Atoms				AltConf	Trace
			Total	C	N	O		
5	Wm	37	315	203	55	57	0	0
5	Wn	37	315	203	55	57	0	0
5	Wo	37	315	203	55	57	0	0
5	Wp	30	266	174	47	45	0	0
5	Wq	30	266	174	47	45	0	0
5	Wr	30	266	174	47	45	0	0
5	Ws	30	266	174	47	45	0	0
5	Wt	37	315	203	55	57	0	0
5	Wu	29	255	165	46	44	0	0
5	Wv	37	315	203	55	57	0	0
5	Ww	37	315	203	55	57	0	0
5	Wx	37	315	203	55	57	0	0
5	Wy	37	315	203	55	57	0	0
5	Wz	37	315	203	55	57	0	0
5	XA	37	315	203	55	57	0	0
5	XB	37	315	203	55	57	0	0
5	XC	37	315	203	55	57	0	0
5	XD	37	315	203	55	57	0	0
5	XE	28	248	160	45	43	0	0
5	XF	37	315	203	55	57	0	0
5	XG	37	315	203	55	57	0	0

Continued on next page...

Continued from previous page...

Mol	Chain	Residues	Atoms				AltConf	Trace
			Total	C	N	O		
5	XH	37	315	203	55	57	0	0
5	XI	37	315	203	55	57	0	0
5	XJ	29	255	165	46	44	0	0
5	XK	37	315	203	55	57	0	0
5	XL	29	255	165	46	44	0	0
5	XM	37	315	203	55	57	0	0
5	XN	37	315	203	55	57	0	0
5	XO	37	315	203	55	57	0	0
5	XP	29	255	165	46	44	0	0
5	XQ	30	266	174	47	45	0	0
5	XR	30	266	174	47	45	0	0
5	XS	30	266	174	47	45	0	0
5	XT	40	345	221	64	60	0	0
5	XU	26	233	149	43	41	0	0
5	XV	37	315	203	55	57	0	0
5	XW	40	345	221	64	60	0	0
5	XX	37	315	203	55	57	0	0
5	XY	37	315	203	55	57	0	0
5	XZ	40	345	221	64	60	0	0
5	Xa	37	315	203	55	57	0	0
5	Xb	37	315	203	55	57	0	0

Continued on next page...

Continued from previous page...

Mol	Chain	Residues	Atoms				AltConf	Trace
			Total	C	N	O		
5	Xc	40	345	221	64	60	0	0
			Total	C	N	O		
5	Xd	37	315	203	55	57	0	0
			Total	C	N	O		
5	Xe	37	315	203	55	57	0	0
			Total	C	N	O		
5	Xf	37	315	203	55	57	0	0
			Total	C	N	O		
5	Xg	29	263	167	52	44	0	0
			Total	C	N	O		
5	Xh	37	315	203	55	57	0	0
			Total	C	N	O		
5	Xi	40	345	221	64	60	0	0
			Total	C	N	O		
5	Xj	37	315	203	55	57	0	0
			Total	C	N	O		
5	Xk	37	315	203	55	57	0	0
			Total	C	N	O		
5	Xl	40	345	221	64	60	0	0
			Total	C	N	O		
5	Xm	37	315	203	55	57	0	0
			Total	C	N	O		
5	Xn	37	315	203	55	57	0	0
			Total	C	N	O		
5	Xo	40	345	221	64	60	0	0
			Total	C	N	O		
5	Xp	37	315	203	55	57	0	0
			Total	C	N	O		
5	Xq	37	315	203	55	57	0	0
			Total	C	N	O		
5	Xr	40	345	221	64	60	0	0
			Total	C	N	O		
5	Xs	37	315	203	55	57	0	0
			Total	C	N	O		
5	Xt	37	315	203	55	57	0	0
			Total	C	N	O		
5	Xu	37	315	203	55	57	0	0
			Total	C	N	O		
5	Xv	40	345	221	64	60	0	0
			Total	C	N	O		
5	Xw	37	315	203	55	57	0	0

Continued on next page...

Continued from previous page...

Mol	Chain	Residues	Atoms					AltConf	Trace
			Total	C	N	O	S		
5	YJ	111	904	572	163	168	1	0	0
			Total	C	N	O	S		
5	YK	111	904	572	163	168	1	0	0
			Total	C	N	O	S		
5	YL	89	717	458	129	129	1	0	0
			Total	C	N	O	S		
5	YM	89	717	458	129	129	1	0	0
			Total	C	N	O	S		
5	YN	111	904	572	163	168	1	0	0
			Total	C	N	O	S		
5	YO	89	717	458	129	129	1	0	0
			Total	C	N	O	S		
5	YP	111	904	572	163	168	1	0	0
			Total	C	N	O	S		
5	YQ	111	904	572	163	168	1	0	0
			Total	C	N	O	S		
5	YR	111	904	572	163	168	1	0	0
			Total	C	N	O	S		
5	YS	89	717	458	129	129	1	0	0
			Total	C	N	O	S		
5	YT	111	904	572	163	168	1	0	0
			Total	C	N	O	S		
5	YU	111	904	572	163	168	1	0	0
			Total	C	N	O	S		
5	YV	111	904	572	163	168	1	0	0
			Total	C	N	O	S		
5	YW	97	790	501	143	145	1	0	0
			Total	C	N	O	S		
5	YX	111	904	572	163	168	1	0	0
			Total	C	N	O	S		
5	YY	97	790	501	143	145	1	0	0
			Total	C	N	O	S		
5	YZ	111	904	572	163	168	1	0	0
			Total	C	N	O	S		
5	Ya	111	904	572	163	168	1	0	0
			Total	C	N	O	S		
5	Yb	97	790	501	143	145	1	0	0
			Total	C	N	O	S		
5	Yc	111	904	572	163	168	1	0	0
			Total	C	N	O	S		
5	Yd	97	790	501	143	145	1	0	0

Continued on next page...

Continued from previous page...

Mol	Chain	Residues	Atoms					AltConf	Trace
			Total	C	N	O	S		
5	Ye	111	904	572	163	168	1	0	0
			Total	C	N	O	S		
5	Yf	97	790	501	143	145	1	0	0
			Total	C	N	O	S		
5	Yg	111	904	572	163	168	1	0	0
			Total	C	N	O	S		
5	Yh	111	904	572	163	168	1	0	0
			Total	C	N	O	S		
5	Yi	97	790	501	143	145	1	0	0
			Total	C	N	O	S		
5	Yj	111	904	572	163	168	1	0	0
			Total	C	N	O	S		
5	Yk	111	904	572	163	168	1	0	0
			Total	C	N	O	S		
5	Yl	97	790	501	143	145	1	0	0
			Total	C	N	O	S		
5	Ym	111	904	572	163	168	1	0	0
			Total	C	N	O	S		
5	Yn	97	790	501	143	145	1	0	0
			Total	C	N	O	S		
5	Yo	111	904	572	163	168	1	0	0
			Total	C	N	O	S		
5	Yp	97	790	501	143	145	1	0	0
			Total	C	N	O	S		
5	Yq	111	904	572	163	168	1	0	0
			Total	C	N	O	S		
5	Yr	97	790	501	143	145	1	0	0
			Total	C	N	O	S		
5	Ys	111	904	572	163	168	1	0	0
			Total	C	N	O	S		
5	Yt	97	790	501	143	145	1	0	0
			Total	C	N	O	S		
5	Yu	111	904	572	163	168	1	0	0
			Total	C	N	O	S		
5	Yv	97	790	501	143	145	1	0	0
			Total	C	N	O	S		
5	Yw	111	904	572	163	168	1	0	0
			Total	C	N	O	S		
5	Yx	97	790	501	143	145	1	0	0
			Total	C	N	O	S		
5	Yy	111	904	572	163	168	1	0	0

Continued on next page...

Continued from previous page...

Mol	Chain	Residues	Atoms					AltConf	Trace
			Total	C	N	O	S		
5	Yz	97	790	501	143	145	1	0	0
			Total	C	N	O	S		
5	ZA	111	904	572	163	168	1	0	0
			Total	C	N	O	S		
5	ZB	97	790	501	143	145	1	0	0
			Total	C	N	O	S		
5	ZC	111	904	572	163	168	1	0	0
			Total	C	N	O	S		
5	ZD	97	790	501	143	145	1	0	0
			Total	C	N	O	S		
5	ZE	111	904	572	163	168	1	0	0
			Total	C	N	O	S		
5	ZF	97	790	501	143	145	1	0	0
			Total	C	N	O	S		
5	ZG	111	904	572	163	168	1	0	0
			Total	C	N	O	S		
5	ZH	97	790	501	143	145	1	0	0
			Total	C	N	O	S		
5	ZI	111	904	572	163	168	1	0	0
			Total	C	N	O	S		
5	ZJ	97	790	501	143	145	1	0	0
			Total	C	N	O	S		
5	ZK	111	904	572	163	168	1	0	0
			Total	C	N	O	S		
5	ZL	97	790	501	143	145	1	0	0
			Total	C	N	O	S		
5	ZM	111	904	572	163	168	1	0	0
			Total	C	N	O	S		
5	ZN	97	790	501	143	145	1	0	0
			Total	C	N	O	S		
5	ZO	111	904	572	163	168	1	0	0
			Total	C	N	O	S		
5	ZP	93	754	477	135	141	1	0	0
			Total	C	N	O	S		
5	ZQ	111	904	572	163	168	1	0	0
			Total	C	N	O	S		
5	ZR	97	790	501	143	145	1	0	0
			Total	C	N	O	S		
5	ZS	111	904	572	163	168	1	0	0
			Total	C	N	O	S		
5	ZT	97	790	501	143	145	1	0	0

Continued on next page...

Continued from previous page...

Mol	Chain	Residues	Atoms					AltConf	Trace
			Total	C	N	O	S		
5	ZU	111	904	572	163	168	1	0	0
			Total	C	N	O	S		
5	ZV	97	790	501	143	145	1	0	0
			Total	C	N	O	S		
5	ZW	111	904	572	163	168	1	0	0
			Total	C	N	O	S		
5	ZX	97	790	501	143	145	1	0	0
			Total	C	N	O	S		
5	ZY	111	904	572	163	168	1	0	0
			Total	C	N	O	S		
5	ZZ	97	790	501	143	145	1	0	0
			Total	C	N	O	S		
5	Za	111	904	572	163	168	1	0	0
			Total	C	N	O	S		
5	Zb	97	790	501	143	145	1	0	0
			Total	C	N	O	S		
5	Zc	111	904	572	163	168	1	0	0
			Total	C	N	O	S		
5	Zd	97	790	501	143	145	1	0	0
			Total	C	N	O	S		
5	Ze	111	904	572	163	168	1	0	0
			Total	C	N	O	S		
5	Zf	97	790	501	143	145	1	0	0
			Total	C	N	O	S		
5	Zg	111	904	572	163	168	1	0	0
			Total	C	N	O	S		
5	Zh	97	790	501	143	145	1	0	0
			Total	C	N	O	S		
5	Zi	111	904	572	163	168	1	0	0
			Total	C	N	O	S		
5	Zj	97	790	501	143	145	1	0	0
			Total	C	N	O	S		
5	Zk	111	904	572	163	168	1	0	0
			Total	C	N	O	S		
5	Zl	97	790	501	143	145	1	0	0
			Total	C	N	O	S		
5	Zm	111	904	572	163	168	1	0	0
			Total	C	N	O	S		
5	Zn	97	790	501	143	145	1	0	0
			Total	C	N	O	S		
5	Zo	111	904	572	163	168	1	0	0

Continued on next page...

Continued from previous page...

Mol	Chain	Residues	Atoms					AltConf	Trace
			Total	C	N	O	S		
5	Zp	97	790	501	143	145	1	0	0
			Total	C	N	O	S		
5	Zq	111	904	572	163	168	1	0	0
			Total	C	N	O	S		
5	Zr	97	790	501	143	145	1	0	0
			Total	C	N	O	S		
5	Zs	111	904	572	163	168	1	0	0
			Total	C	N	O	S		
5	Zt	97	790	501	143	145	1	0	0
			Total	C	N	O	S		
5	Zu	111	904	572	163	168	1	0	0
			Total	C	N	O	S		
5	Zv	97	790	501	143	145	1	0	0
			Total	C	N	O	S		
5	Zw	111	904	572	163	168	1	0	0
			Total	C	N	O	S		
5	Zx	97	790	501	143	145	1	0	0
			Total	C	N	O	S		
5	Zy	111	904	572	163	168	1	0	0
			Total	C	N	O	S		
5	Zz	97	790	501	143	145	1	0	0
			Total	C	N	O	S		
5	aA	111	904	572	163	168	1	0	0
			Total	C	N	O	S		
5	aB	97	790	501	143	145	1	0	0
			Total	C	N	O	S		
5	aC	111	904	572	163	168	1	0	0
			Total	C	N	O	S		
5	aD	97	790	501	143	145	1	0	0
			Total	C	N	O	S		
5	aE	111	904	572	163	168	1	0	0
			Total	C	N	O	S		
5	aF	97	790	501	143	145	1	0	0
			Total	C	N	O	S		
5	aG	111	904	572	163	168	1	0	0
			Total	C	N	O	S		
5	aH	97	790	501	143	145	1	0	0
			Total	C	N	O	S		
5	aI	111	904	572	163	168	1	0	0
			Total	C	N	O	S		
5	aJ	97	790	501	143	145	1	0	0

Continued on next page...

Continued from previous page...

Mol	Chain	Residues	Atoms					AltConf	Trace
			Total	C	N	O	S		
5	aK	111	904	572	163	168	1	0	0
			Total	C	N	O	S		
5	aL	97	790	501	143	145	1	0	0
			Total	C	N	O	S		
5	aM	111	904	572	163	168	1	0	0
			Total	C	N	O	S		
5	aN	97	790	501	143	145	1	0	0
			Total	C	N	O	S		
5	aO	111	904	572	163	168	1	0	0
			Total	C	N	O	S		
5	aP	97	790	501	143	145	1	0	0
			Total	C	N	O	S		
5	aQ	111	904	572	163	168	1	0	0
			Total	C	N	O	S		
5	aR	97	790	501	143	145	1	0	0
			Total	C	N	O	S		
5	aS	111	904	572	163	168	1	0	0
			Total	C	N	O	S		
5	aT	97	790	501	143	145	1	0	0
			Total	C	N	O	S		
5	aU	111	904	572	163	168	1	0	0
			Total	C	N	O	S		
5	aV	97	790	501	143	145	1	0	0
			Total	C	N	O	S		
5	aW	111	904	572	163	168	1	0	0
			Total	C	N	O	S		
5	aX	97	790	501	143	145	1	0	0
			Total	C	N	O	S		
5	aY	111	904	572	163	168	1	0	0
			Total	C	N	O	S		
5	aZ	97	790	501	143	145	1	0	0
			Total	C	N	O	S		
5	aa	111	904	572	163	168	1	0	0
			Total	C	N	O	S		
5	ab	97	790	501	143	145	1	0	0
			Total	C	N	O	S		
5	ac	111	904	572	163	168	1	0	0
			Total	C	N	O	S		
5	ad	97	790	501	143	145	1	0	0
			Total	C	N	O	S		
5	ae	111	904	572	163	168	1	0	0

Continued on next page...

Continued from previous page...

Mol	Chain	Residues	Atoms					AltConf	Trace
			Total	C	N	O	S		
5	af	97	790	501	143	145	1	0	0
			Total	C	N	O	S		
5	ag	111	904	572	163	168	1	0	0
			Total	C	N	O	S		
5	ah	97	790	501	143	145	1	0	0
			Total	C	N	O	S		
5	ai	111	904	572	163	168	1	0	0
			Total	C	N	O	S		
5	aj	97	790	501	143	145	1	0	0
			Total	C	N	O	S		
5	ak	111	904	572	163	168	1	0	0
			Total	C	N	O	S		
5	al	97	790	501	143	145	1	0	0
			Total	C	N	O	S		
5	am	111	904	572	163	168	1	0	0
			Total	C	N	O	S		
5	an	97	790	501	143	145	1	0	0
			Total	C	N	O	S		
5	ao	111	904	572	163	168	1	0	0
			Total	C	N	O	S		
5	ap	97	790	501	143	145	1	0	0
			Total	C	N	O	S		
5	aq	111	904	572	163	168	1	0	0
			Total	C	N	O	S		
5	ar	97	790	501	143	145	1	0	0
			Total	C	N	O	S		
5	as	111	904	572	163	168	1	0	0
			Total	C	N	O	S		
5	at	97	790	501	143	145	1	0	0
			Total	C	N	O	S		
5	au	111	904	572	163	168	1	0	0
			Total	C	N	O	S		
5	av	97	790	501	143	145	1	0	0
			Total	C	N	O	S		
5	aw	111	904	572	163	168	1	0	0
			Total	C	N	O	S		
5	ax	97	790	501	143	145	1	0	0
			Total	C	N	O	S		
5	ay	111	904	572	163	168	1	0	0
			Total	C	N	O	S		
5	az	97	790	501	143	145	1	0	0

Continued on next page...

Continued from previous page...

Mol	Chain	Residues	Atoms					AltConf	Trace
			Total	C	N	O	S		
5	bA	111	904	572	163	168	1	0	0
			Total	C	N	O	S		
5	bB	97	790	501	143	145	1	0	0
			Total	C	N	O	S		
5	bC	111	904	572	163	168	1	0	0
			Total	C	N	O	S		
5	bD	97	790	501	143	145	1	0	0
			Total	C	N	O	S		
5	bE	111	904	572	163	168	1	0	0
			Total	C	N	O	S		
5	bF	97	790	501	143	145	1	0	0
			Total	C	N	O	S		
5	bG	111	904	572	163	168	1	0	0
			Total	C	N	O	S		
5	bH	97	790	501	143	145	1	0	0
			Total	C	N	O	S		
5	bI	111	904	572	163	168	1	0	0
			Total	C	N	O	S		
5	bJ	97	790	501	143	145	1	0	0
			Total	C	N	O	S		
5	bK	111	904	572	163	168	1	0	0
			Total	C	N	O	S		
5	bL	97	790	501	143	145	1	0	0
			Total	C	N	O	S		
5	bM	111	904	572	163	168	1	0	0
			Total	C	N	O	S		
5	bN	97	790	501	143	145	1	0	0
			Total	C	N	O	S		
5	bO	111	904	572	163	168	1	0	0
			Total	C	N	O	S		
5	bP	97	790	501	143	145	1	0	0
			Total	C	N	O	S		
5	bQ	111	904	572	163	168	1	0	0
			Total	C	N	O	S		
5	bR	97	790	501	143	145	1	0	0
			Total	C	N	O	S		
5	bS	111	904	572	163	168	1	0	0
			Total	C	N	O	S		
5	bT	97	790	501	143	145	1	0	0
			Total	C	N	O	S		
5	bU	111	904	572	163	168	1	0	0

Continued on next page...

Continued from previous page...

Mol	Chain	Residues	Atoms					AltConf	Trace
			Total	C	N	O	S		
5	bV	97	790	501	143	145	1	0	0
			Total	C	N	O	S		
5	bW	111	904	572	163	168	1	0	0
			Total	C	N	O	S		
5	bX	97	790	501	143	145	1	0	0
			Total	C	N	O	S		
5	bY	111	904	572	163	168	1	0	0
			Total	C	N	O	S		
5	bZ	97	790	501	143	145	1	0	0
			Total	C	N	O	S		
5	ba	111	904	572	163	168	1	0	0
			Total	C	N	O	S		
5	bb	97	790	501	143	145	1	0	0
			Total	C	N	O	S		
5	bc	111	904	572	163	168	1	0	0
			Total	C	N	O	S		
5	bd	97	790	501	143	145	1	0	0
			Total	C	N	O	S		
5	be	111	904	572	163	168	1	0	0
			Total	C	N	O	S		
5	bf	97	790	501	143	145	1	0	0
			Total	C	N	O	S		
5	bg	111	904	572	163	168	1	0	0
			Total	C	N	O	S		
5	bh	97	790	501	143	145	1	0	0
			Total	C	N	O	S		
5	bi	111	904	572	163	168	1	0	0
			Total	C	N	O	S		
5	bj	97	790	501	143	145	1	0	0
			Total	C	N	O	S		
5	bk	111	904	572	163	168	1	0	0
			Total	C	N	O	S		
5	bl	97	790	501	143	145	1	0	0
			Total	C	N	O	S		
5	bm	111	904	572	163	168	1	0	0
			Total	C	N	O	S		
5	bn	97	790	501	143	145	1	0	0
			Total	C	N	O	S		
5	bo	111	904	572	163	168	1	0	0
			Total	C	N	O	S		
5	bp	97	790	501	143	145	1	0	0

Continued on next page...

Continued from previous page...

Mol	Chain	Residues	Atoms					AltConf	Trace
			Total	C	N	O	S		
5	bq	111	904	572	163	168	1	0	0
			Total	C	N	O	S		
5	br	97	790	501	143	145	1	0	0
			Total	C	N	O	S		
5	bs	111	904	572	163	168	1	0	0
			Total	C	N	O	S		
5	bt	97	790	501	143	145	1	0	0
			Total	C	N	O	S		
5	bu	111	904	572	163	168	1	0	0
			Total	C	N	O	S		
5	bv	97	790	501	143	145	1	0	0
			Total	C	N	O	S		
5	bw	111	904	572	163	168	1	0	0
			Total	C	N	O	S		
5	bx	97	790	501	143	145	1	0	0
			Total	C	N	O	S		
5	by	111	904	572	163	168	1	0	0
			Total	C	N	O	S		
5	bz	97	790	501	143	145	1	0	0
			Total	C	N	O	S		
5	cA	111	904	572	163	168	1	0	0
			Total	C	N	O	S		
5	cB	97	790	501	143	145	1	0	0
			Total	C	N	O	S		
5	cC	111	904	572	163	168	1	0	0
			Total	C	N	O	S		
5	cD	97	790	501	143	145	1	0	0
			Total	C	N	O	S		
5	cE	111	904	572	163	168	1	0	0
			Total	C	N	O	S		
5	cF	97	790	501	143	145	1	0	0
			Total	C	N	O	S		
5	cG	111	904	572	163	168	1	0	0
			Total	C	N	O	S		
5	cH	97	790	501	143	145	1	0	0
			Total	C	N	O	S		
5	cI	111	904	572	163	168	1	0	0
			Total	C	N	O	S		
5	cJ	97	790	501	143	145	1	0	0
			Total	C	N	O	S		
5	cK	111	904	572	163	168	1	0	0

Continued on next page...

Continued from previous page...

Mol	Chain	Residues	Atoms					AltConf	Trace
			Total	C	N	O	S		
5	cL	97	790	501	143	145	1	0	0
			Total	C	N	O	S		
5	cM	111	904	572	163	168	1	0	0
			Total	C	N	O	S		
5	cN	97	790	501	143	145	1	0	0
			Total	C	N	O	S		
5	cO	111	904	572	163	168	1	0	0
			Total	C	N	O	S		
5	cP	97	790	501	143	145	1	0	0
			Total	C	N	O	S		
5	cQ	111	904	572	163	168	1	0	0
			Total	C	N	O	S		
5	cR	97	790	501	143	145	1	0	0
			Total	C	N	O	S		
5	cS	111	904	572	163	168	1	0	0
			Total	C	N	O	S		
5	cT	97	790	501	143	145	1	0	0
			Total	C	N	O	S		
5	cU	111	904	572	163	168	1	0	0
			Total	C	N	O	S		
5	cV	97	790	501	143	145	1	0	0
			Total	C	N	O	S		
5	cW	111	904	572	163	168	1	0	0
			Total	C	N	O	S		
5	cX	97	790	501	143	145	1	0	0
			Total	C	N	O	S		
5	cY	111	904	572	163	168	1	0	0
			Total	C	N	O	S		
5	cZ	97	790	501	143	145	1	0	0
			Total	C	N	O	S		
5	ca	111	904	572	163	168	1	0	0
			Total	C	N	O	S		
5	cb	97	790	501	143	145	1	0	0
			Total	C	N	O	S		
5	cc	111	904	572	163	168	1	0	0
			Total	C	N	O	S		
5	cd	97	790	501	143	145	1	0	0
			Total	C	N	O	S		
5	ce	111	904	572	163	168	1	0	0
			Total	C	N	O	S		
5	cf	97	790	501	143	145	1	0	0

Continued on next page...

Continued from previous page...

Mol	Chain	Residues	Atoms					AltConf	Trace
			Total	C	N	O	S		
5	cg	111	904	572	163	168	1	0	0
			Total	C	N	O	S		
5	ch	97	790	501	143	145	1	0	0
			Total	C	N	O	S		
5	ci	111	904	572	163	168	1	0	0
			Total	C	N	O	S		
5	cj	97	790	501	143	145	1	0	0
			Total	C	N	O	S		
5	ck	111	904	572	163	168	1	0	0
			Total	C	N	O	S		
5	cl	97	790	501	143	145	1	0	0
			Total	C	N	O	S		
5	cm	111	904	572	163	168	1	0	0
			Total	C	N	O	S		
5	cn	97	790	501	143	145	1	0	0
			Total	C	N	O	S		
5	co	111	904	572	163	168	1	0	0
			Total	C	N	O	S		
5	cp	97	790	501	143	145	1	0	0
			Total	C	N	O	S		
5	cq	111	904	572	163	168	1	0	0
			Total	C	N	O	S		
5	cr	97	790	501	143	145	1	0	0
			Total	C	N	O	S		
5	cs	111	904	572	163	168	1	0	0
			Total	C	N	O	S		
5	ct	97	790	501	143	145	1	0	0
			Total	C	N	O	S		
5	cu	111	904	572	163	168	1	0	0
			Total	C	N	O	S		
5	cv	97	790	501	143	145	1	0	0
			Total	C	N	O	S		
5	cw	111	904	572	163	168	1	0	0
			Total	C	N	O	S		
5	cx	97	790	501	143	145	1	0	0
			Total	C	N	O	S		
5	cy	111	904	572	163	168	1	0	0
			Total	C	N	O	S		
5	cz	97	790	501	143	145	1	0	0
			Total	C	N	O	S		
5	dA	111	904	572	163	168	1	0	0

Continued on next page...

Continued from previous page...

Mol	Chain	Residues	Atoms					AltConf	Trace
			Total	C	N	O	S		
5	dB	97	790	501	143	145	1	0	0
			Total	C	N	O	S		
5	dC	111	904	572	163	168	1	0	0
			Total	C	N	O	S		
5	dD	97	790	501	143	145	1	0	0
			Total	C	N	O	S		
5	dE	111	904	572	163	168	1	0	0
			Total	C	N	O	S		
5	dF	97	790	501	143	145	1	0	0
			Total	C	N	O	S		
5	dG	111	904	572	163	168	1	0	0
			Total	C	N	O	S		
5	dH	97	790	501	143	145	1	0	0
			Total	C	N	O	S		
5	dI	111	904	572	163	168	1	0	0
			Total	C	N	O	S		
5	dJ	97	790	501	143	145	1	0	0
			Total	C	N	O	S		
5	dK	111	904	572	163	168	1	0	0
			Total	C	N	O	S		
5	dL	97	790	501	143	145	1	0	0
			Total	C	N	O	S		
5	dM	111	904	572	163	168	1	0	0
			Total	C	N	O	S		
5	dN	97	790	501	143	145	1	0	0
			Total	C	N	O	S		
5	dO	111	904	572	163	168	1	0	0
			Total	C	N	O	S		
5	dP	97	790	501	143	145	1	0	0
			Total	C	N	O	S		
5	dQ	111	904	572	163	168	1	0	0
			Total	C	N	O	S		
5	dR	97	790	501	143	145	1	0	0
			Total	C	N	O	S		
5	dS	111	904	572	163	168	1	0	0
			Total	C	N	O	S		
5	dT	97	790	501	143	145	1	0	0
			Total	C	N	O	S		
5	dU	111	904	572	163	168	1	0	0
			Total	C	N	O	S		
5	dV	97	790	501	143	145	1	0	0

Continued on next page...

Continued from previous page...

Mol	Chain	Residues	Atoms					AltConf	Trace
			Total	C	N	O	S		
5	dW	111	904	572	163	168	1	0	0
			Total	C	N	O	S		
5	dX	97	790	501	143	145	1	0	0
			Total	C	N	O	S		
5	dY	111	904	572	163	168	1	0	0
			Total	C	N	O	S		
5	dZ	97	790	501	143	145	1	0	0
			Total	C	N	O	S		
5	da	111	904	572	163	168	1	0	0
			Total	C	N	O	S		
5	db	97	790	501	143	145	1	0	0
			Total	C	N	O	S		
5	dc	111	904	572	163	168	1	0	0
			Total	C	N	O	S		
5	dd	97	790	501	143	145	1	0	0
			Total	C	N	O	S		
5	de	111	904	572	163	168	1	0	0
			Total	C	N	O	S		
5	df	97	790	501	143	145	1	0	0
			Total	C	N	O	S		
5	dg	111	904	572	163	168	1	0	0
			Total	C	N	O	S		
5	dh	97	790	501	143	145	1	0	0
			Total	C	N	O	S		
5	di	111	904	572	163	168	1	0	0
			Total	C	N	O	S		
5	dj	97	790	501	143	145	1	0	0
			Total	C	N	O	S		
5	dk	111	904	572	163	168	1	0	0
			Total	C	N	O	S		
5	dl	97	790	501	143	145	1	0	0
			Total	C	N	O	S		
5	dm	111	904	572	163	168	1	0	0
			Total	C	N	O	S		
5	dn	97	790	501	143	145	1	0	0
			Total	C	N	O	S		
5	do	111	904	572	163	168	1	0	0
			Total	C	N	O	S		
5	dp	97	790	501	143	145	1	0	0
			Total	C	N	O	S		
5	dq	111	904	572	163	168	1	0	0

Continued on next page...

Continued from previous page...

Mol	Chain	Residues	Atoms					AltConf	Trace
			Total	C	N	O	S		
5	dr	97	790	501	143	145	1	0	0
			Total	C	N	O	S		
5	ds	111	904	572	163	168	1	0	0
			Total	C	N	O	S		
5	dt	97	790	501	143	145	1	0	0
			Total	C	N	O	S		
5	du	111	904	572	163	168	1	0	0
			Total	C	N	O	S		
5	dv	97	790	501	143	145	1	0	0
			Total	C	N	O	S		
5	dw	111	904	572	163	168	1	0	0
			Total	C	N	O	S		
5	dx	97	790	501	143	145	1	0	0
			Total	C	N	O	S		
5	dy	111	904	572	163	168	1	0	0
			Total	C	N	O	S		
5	dz	97	790	501	143	145	1	0	0
			Total	C	N	O	S		
5	eA	111	904	572	163	168	1	0	0
			Total	C	N	O	S		
5	eB	97	790	501	143	145	1	0	0
			Total	C	N	O	S		
5	eC	111	904	572	163	168	1	0	0
			Total	C	N	O	S		
5	eD	97	790	501	143	145	1	0	0
			Total	C	N	O	S		
5	eE	111	904	572	163	168	1	0	0
			Total	C	N	O	S		
5	eF	97	790	501	143	145	1	0	0
			Total	C	N	O	S		
5	eG	111	904	572	163	168	1	0	0
			Total	C	N	O	S		
5	eH	97	790	501	143	145	1	0	0
			Total	C	N	O	S		
5	eI	111	904	572	163	168	1	0	0
			Total	C	N	O	S		
5	eJ	97	790	501	143	145	1	0	0
			Total	C	N	O	S		
5	eK	111	904	572	163	168	1	0	0
			Total	C	N	O	S		
5	eL	97	790	501	143	145	1	0	0

Continued on next page...

Continued from previous page...

Mol	Chain	Residues	Atoms					AltConf	Trace
			Total	C	N	O	S		
5	eM	111	904	572	163	168	1	0	0
			Total	C	N	O	S		
5	eN	97	790	501	143	145	1	0	0
			Total	C	N	O	S		
5	eO	111	904	572	163	168	1	0	0
			Total	C	N	O	S		
5	eP	97	790	501	143	145	1	0	0
			Total	C	N	O	S		
5	eQ	111	904	572	163	168	1	0	0
			Total	C	N	O	S		
5	eR	97	790	501	143	145	1	0	0
			Total	C	N	O	S		
5	eS	111	904	572	163	168	1	0	0
			Total	C	N	O	S		
5	eT	97	790	501	143	145	1	0	0
			Total	C	N	O	S		
5	eU	111	904	572	163	168	1	0	0
			Total	C	N	O	S		
5	eV	97	790	501	143	145	1	0	0
			Total	C	N	O	S		
5	eW	111	904	572	163	168	1	0	0
			Total	C	N	O	S		
5	eX	97	790	501	143	145	1	0	0
			Total	C	N	O	S		
5	eY	111	904	572	163	168	1	0	0
			Total	C	N	O	S		
5	eZ	97	790	501	143	145	1	0	0
			Total	C	N	O	S		
5	ea	111	904	572	163	168	1	0	0
			Total	C	N	O	S		
5	eb	97	790	501	143	145	1	0	0
			Total	C	N	O	S		
5	ec	111	904	572	163	168	1	0	0
			Total	C	N	O	S		
5	ed	97	790	501	143	145	1	0	0
			Total	C	N	O	S		
5	ee	111	904	572	163	168	1	0	0
			Total	C	N	O	S		
5	ef	97	790	501	143	145	1	0	0
			Total	C	N	O	S		
5	eg	111	904	572	163	168	1	0	0

Continued on next page...

Continued from previous page...

Mol	Chain	Residues	Atoms					AltConf	Trace
			Total	C	N	O	S		
5	eh	97	790	501	143	145	1	0	0
			Total	C	N	O	S		
5	ei	111	904	572	163	168	1	0	0
			Total	C	N	O	S		
5	ej	97	790	501	143	145	1	0	0
			Total	C	N	O	S		
5	ek	111	904	572	163	168	1	0	0
			Total	C	N	O	S		
5	el	97	790	501	143	145	1	0	0
			Total	C	N	O	S		
5	em	111	904	572	163	168	1	0	0
			Total	C	N	O	S		
5	en	97	790	501	143	145	1	0	0
			Total	C	N	O	S		
5	eo	111	904	572	163	168	1	0	0
			Total	C	N	O	S		
5	ep	97	790	501	143	145	1	0	0
			Total	C	N	O	S		
5	eq	111	904	572	163	168	1	0	0
			Total	C	N	O	S		
5	er	97	790	501	143	145	1	0	0
			Total	C	N	O	S		
5	es	111	904	572	163	168	1	0	0
			Total	C	N	O	S		
5	et	97	790	501	143	145	1	0	0
			Total	C	N	O	S		
5	eu	111	904	572	163	168	1	0	0
			Total	C	N	O	S		
5	ev	97	790	501	143	145	1	0	0
			Total	C	N	O	S		
5	ew	111	904	572	163	168	1	0	0
			Total	C	N	O	S		
5	ex	97	790	501	143	145	1	0	0
			Total	C	N	O	S		
5	ey	111	904	572	163	168	1	0	0
			Total	C	N	O	S		
5	ez	97	790	501	143	145	1	0	0
			Total	C	N	O	S		
5	fA	111	904	572	163	168	1	0	0
			Total	C	N	O	S		
5	fB	97	790	501	143	145	1	0	0

Continued on next page...

Continued from previous page...

Mol	Chain	Residues	Atoms					AltConf	Trace
			Total	C	N	O	S		
5	fC	111	904	572	163	168	1	0	0
			Total	C	N	O	S		
5	fD	97	790	501	143	145	1	0	0
			Total	C	N	O	S		
5	fE	111	904	572	163	168	1	0	0
			Total	C	N	O	S		
5	fF	97	790	501	143	145	1	0	0
			Total	C	N	O	S		
5	fG	111	904	572	163	168	1	0	0
			Total	C	N	O	S		
5	fH	97	790	501	143	145	1	0	0
			Total	C	N	O	S		
5	fI	111	904	572	163	168	1	0	0
			Total	C	N	O	S		
5	fJ	97	790	501	143	145	1	0	0
			Total	C	N	O	S		
5	fK	111	904	572	163	168	1	0	0
			Total	C	N	O	S		
5	fL	97	790	501	143	145	1	0	0
			Total	C	N	O	S		
5	fM	111	904	572	163	168	1	0	0
			Total	C	N	O	S		
5	fN	97	790	501	143	145	1	0	0
			Total	C	N	O	S		
5	fO	111	904	572	163	168	1	0	0
			Total	C	N	O	S		
5	fP	97	790	501	143	145	1	0	0
			Total	C	N	O	S		
5	fQ	111	904	572	163	168	1	0	0
			Total	C	N	O	S		
5	fR	97	790	501	143	145	1	0	0
			Total	C	N	O	S		
5	fS	111	904	572	163	168	1	0	0
			Total	C	N	O	S		
5	fT	97	790	501	143	145	1	0	0
			Total	C	N	O	S		
5	fU	111	904	572	163	168	1	0	0
			Total	C	N	O	S		
5	fV	97	790	501	143	145	1	0	0
			Total	C	N	O	S		
5	fW	111	904	572	163	168	1	0	0

Continued on next page...

Continued from previous page...

Mol	Chain	Residues	Atoms					AltConf	Trace
			Total	C	N	O	S		
5	fX	97	790	501	143	145	1	0	0
			Total	C	N	O	S		
5	fY	111	904	572	163	168	1	0	0
			Total	C	N	O	S		
5	fZ	97	790	501	143	145	1	0	0
			Total	C	N	O	S		
5	fa	111	904	572	163	168	1	0	0
			Total	C	N	O	S		
5	fb	97	790	501	143	145	1	0	0
			Total	C	N	O	S		
5	fc	111	904	572	163	168	1	0	0
			Total	C	N	O	S		
5	fd	97	790	501	143	145	1	0	0
			Total	C	N	O	S		
5	fe	111	904	572	163	168	1	0	0
			Total	C	N	O	S		
5	ff	97	790	501	143	145	1	0	0
			Total	C	N	O	S		
5	fg	111	904	572	163	168	1	0	0
			Total	C	N	O	S		
5	fh	97	790	501	143	145	1	0	0
			Total	C	N	O	S		
5	fi	111	904	572	163	168	1	0	0
			Total	C	N	O	S		
5	fj	97	790	501	143	145	1	0	0
			Total	C	N	O	S		
5	fk	111	904	572	163	168	1	0	0
			Total	C	N	O	S		
5	fl	97	790	501	143	145	1	0	0
			Total	C	N	O	S		
5	fm	111	904	572	163	168	1	0	0
			Total	C	N	O	S		
5	fn	97	790	501	143	145	1	0	0
			Total	C	N	O	S		
5	fo	111	904	572	163	168	1	0	0
			Total	C	N	O	S		
5	fp	97	790	501	143	145	1	0	0
			Total	C	N	O	S		
5	fq	111	904	572	163	168	1	0	0
			Total	C	N	O	S		
5	fr	97	790	501	143	145	1	0	0

Continued on next page...

Continued from previous page...

Mol	Chain	Residues	Atoms					AltConf	Trace
			Total	C	N	O	S		
5	fs	111	904	572	163	168	1	0	0
			Total	C	N	O	S		
5	ft	97	790	501	143	145	1	0	0
			Total	C	N	O	S		
5	fu	111	904	572	163	168	1	0	0
			Total	C	N	O	S		
5	fv	97	790	501	143	145	1	0	0
			Total	C	N	O	S		
5	fw	111	904	572	163	168	1	0	0
			Total	C	N	O	S		
5	fx	97	790	501	143	145	1	0	0
			Total	C	N	O	S		
5	fy	111	904	572	163	168	1	0	0
			Total	C	N	O	S		
5	fz	97	790	501	143	145	1	0	0
			Total	C	N	O	S		
5	gA	111	904	572	163	168	1	0	0
			Total	C	N	O	S		
5	gB	97	790	501	143	145	1	0	0
			Total	C	N	O	S		
5	gC	111	904	572	163	168	1	0	0
			Total	C	N	O	S		
5	gD	97	790	501	143	145	1	0	0

- Molecule 6 is a protein called Putative phage portal protein.

Mol	Chain	Residues	Atoms					AltConf	Trace
			Total	C	N	O	S		
6	Xx	333	2747	1777	440	522	8	0	0
			Total	C	N	O	S		
6	Xy	362	2959	1901	478	572	8	0	0
			Total	C	N	O	S		
6	Xz	345	2829	1826	453	542	8	0	0
			Total	C	N	O	S		
6	YA	335	2765	1788	443	526	8	0	0
			Total	C	N	O	S		
6	YB	352	2888	1860	466	554	8	0	0
			Total	C	N	O	S		
6	YC	334	2756	1782	442	524	8	0	0
			Total	C	N	O	S		
6	YD	338	2789	1800	450	531	8	0	0

Continued on next page...

Continued from previous page...

Mol	Chain	Residues	Atoms					AltConf	Trace
			Total	C	N	O	S		
6	YE	343	2830	1825	457	540	8	0	0
			Total	C	N	O	S		
6	YF	334	2754	1780	441	525	8	0	0
			Total	C	N	O	S		
6	YG	352	2888	1860	466	554	8	0	0
			Total	C	N	O	S		
6	YH	353	2894	1863	467	556	8	0	0
			Total	C	N	O	S		
6	YI	367	3000	1924	488	580	8	0	0

3 Residue-property plots (i)

These plots are drawn for all protein, RNA, DNA and oligosaccharide chains in the entry. The first graphic for a chain summarises the proportions of the various outlier classes displayed in the second graphic. The second graphic shows the sequence view annotated by issues in geometry and atom inclusion in map density. Residues are color-coded according to the number of geometric quality criteria for which they contain at least one outlier: green = 0, yellow = 1, orange = 2 and red = 3 or more. A red diamond above a residue indicates a poor fit to the EM map for this residue (all-atom inclusion < 40%). Stretches of 2 or more consecutive residues without any outlier are shown as a green connector. Residues present in the sample, but not in the model, are shown in grey.

• Molecule 1: Cytosolic protein

Chain AA:

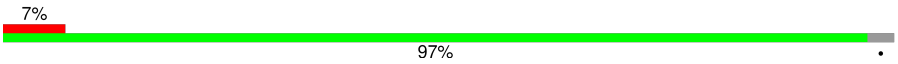

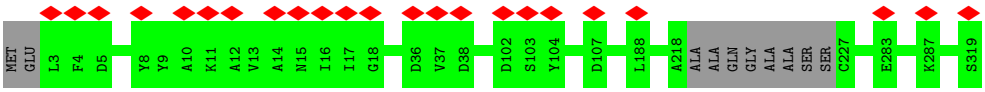

• Molecule 1: Cytosolic protein

Chain AB:

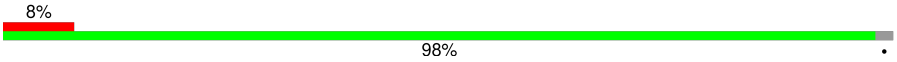

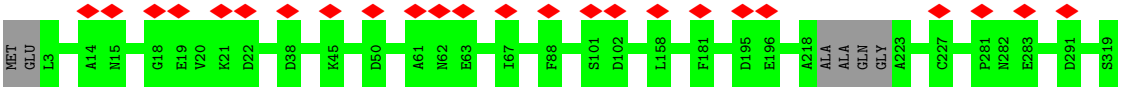

• Molecule 1: Cytosolic protein

Chain AC:

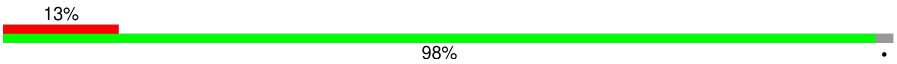

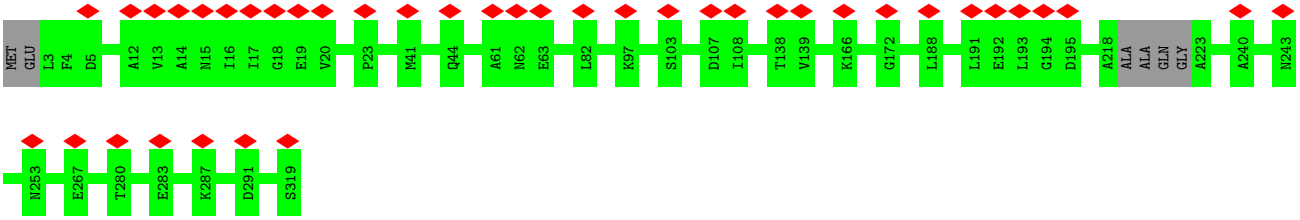

• Molecule 1: Cytosolic protein

Chain AD:

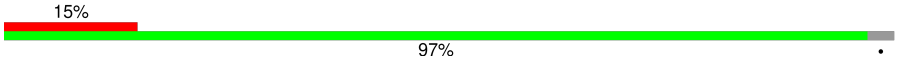

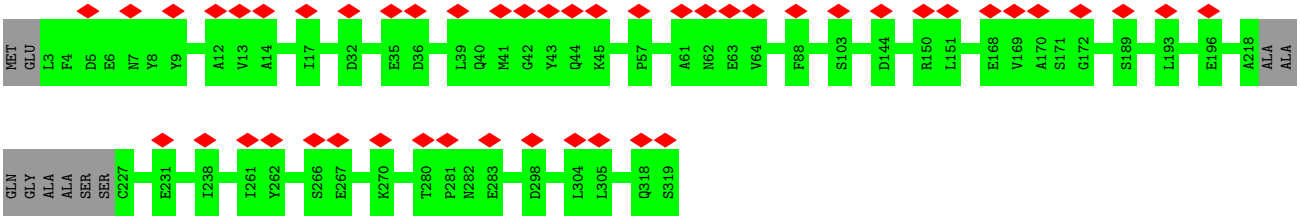

• Molecule 1: Cytosolic protein

Chain AE:

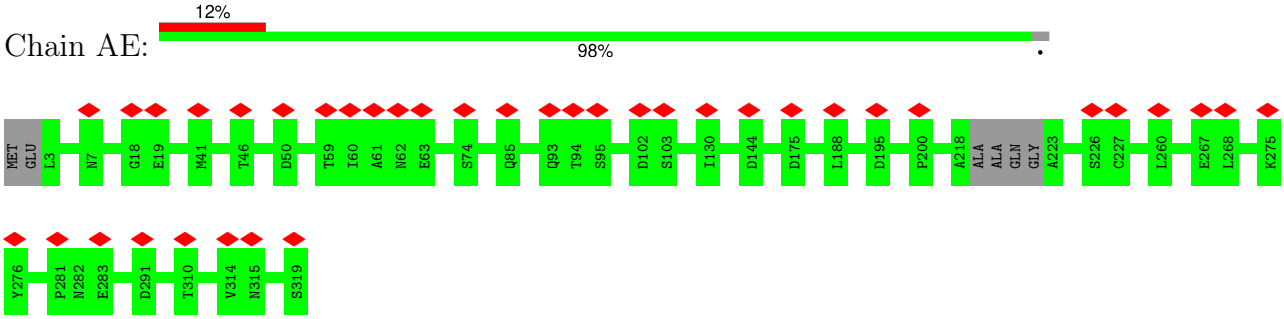

• Molecule 1: Cytosolic protein

Chain AF:

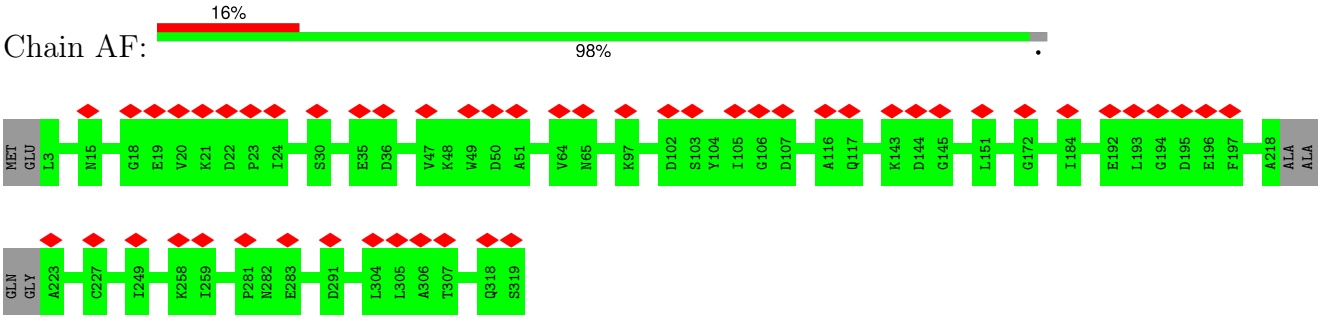

• Molecule 1: Cytosolic protein

Chain AG:

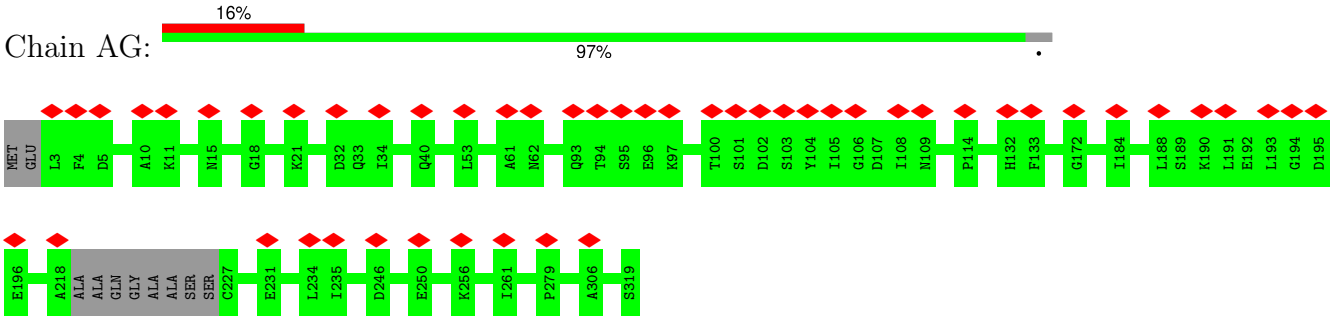

• Molecule 1: Cytosolic protein

Chain AH:

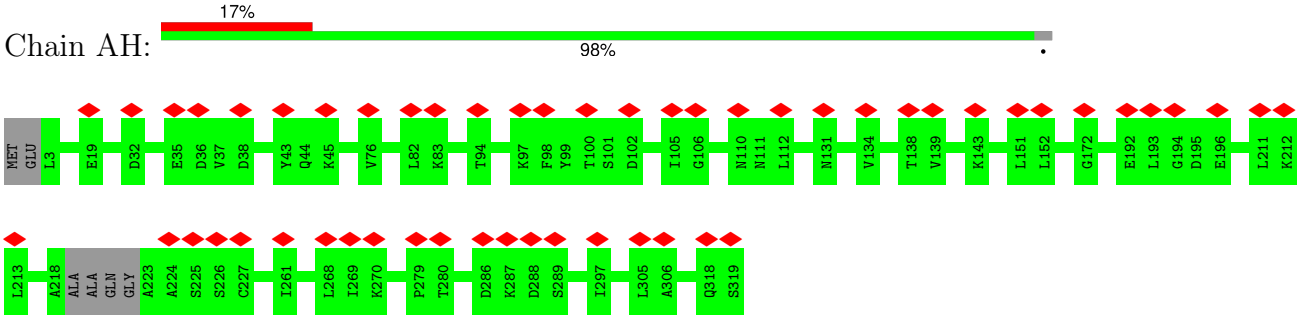

• Molecule 1: Cytosolic protein

Chain AI:

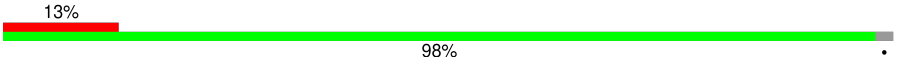

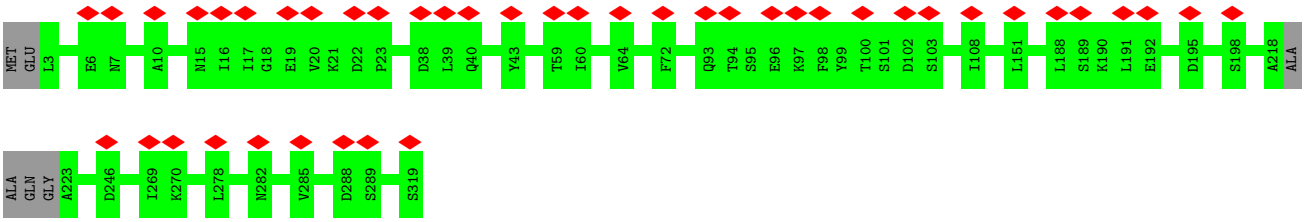

• Molecule 1: Cytosolic protein

Chain AJ:

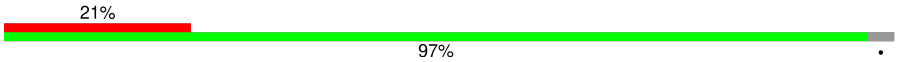

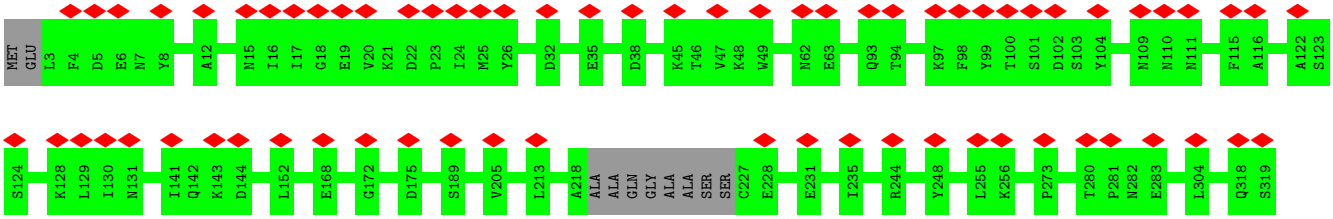

• Molecule 1: Cytosolic protein

Chain AK:

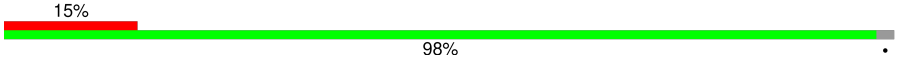

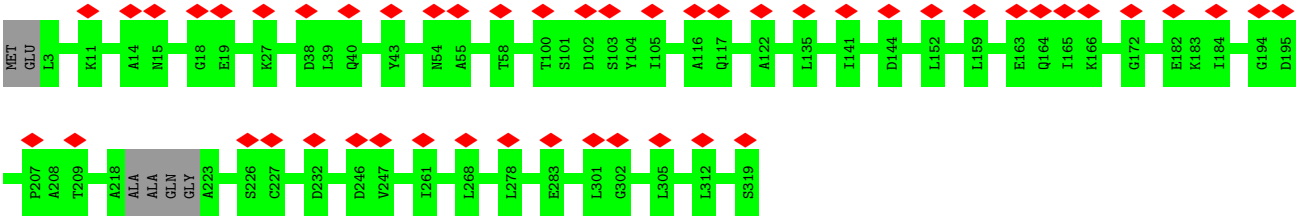

• Molecule 1: Cytosolic protein

Chain AL:

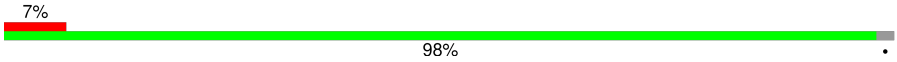

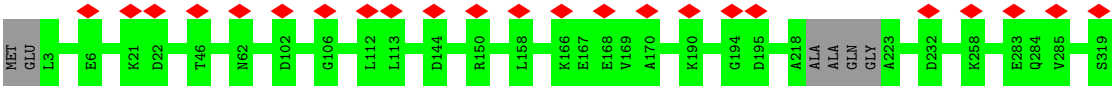

• Molecule 1: Cytosolic protein

Chain AM:

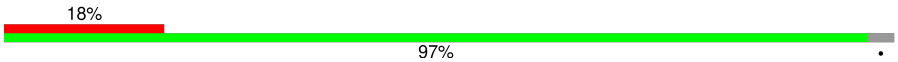

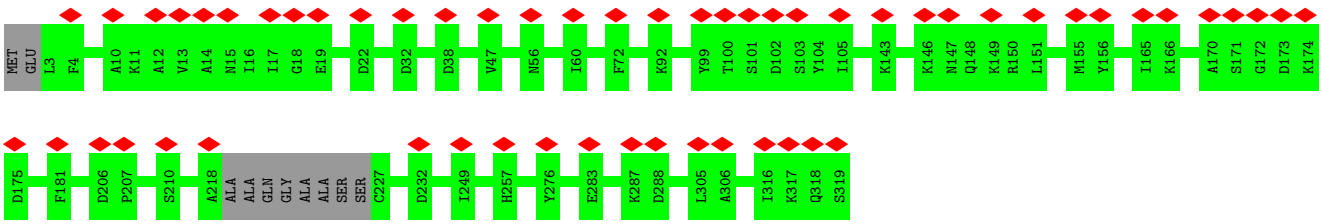

• Molecule 1: Cytosolic protein

Chain AN:

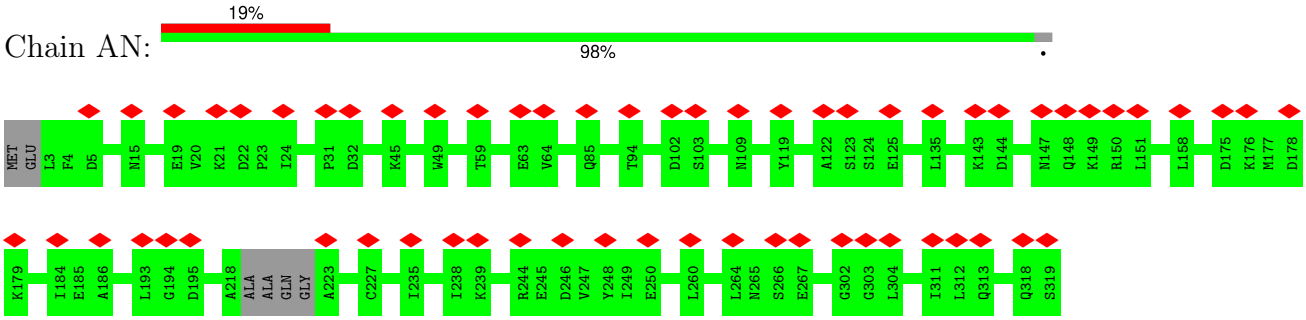

- Molecule 1: Cytosolic protein

Chain AO:

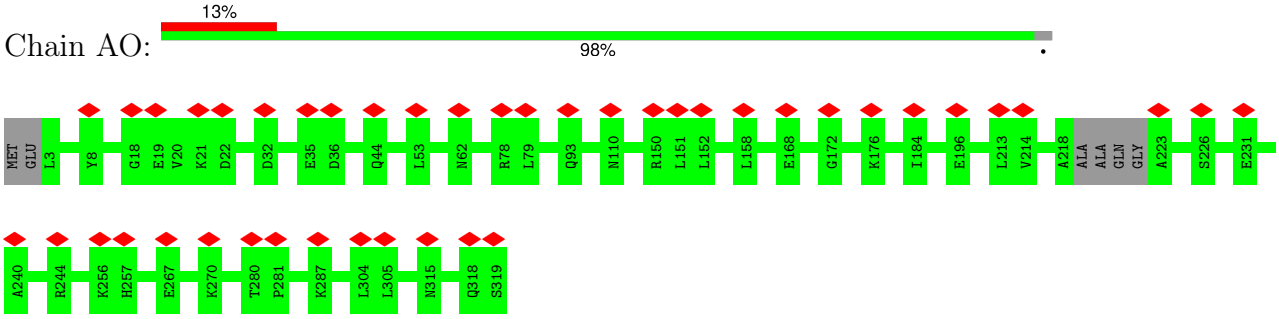

- Molecule 1: Cytosolic protein

Chain AP:

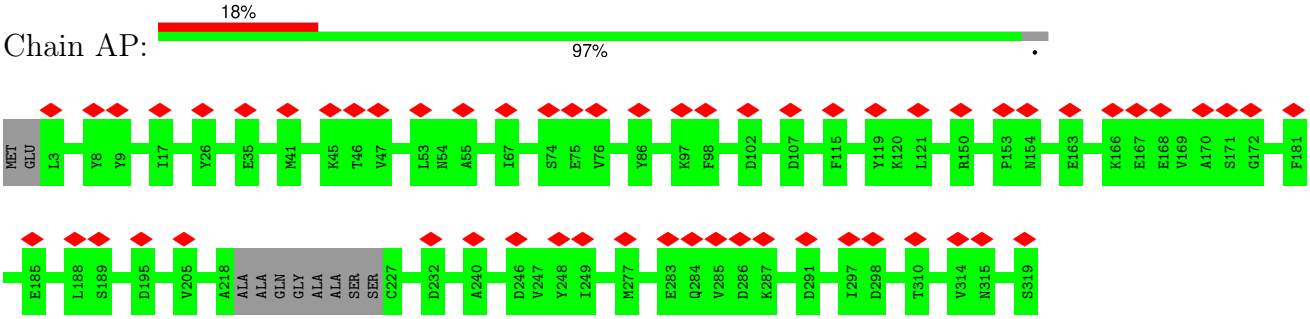

- Molecule 1: Cytosolic protein

Chain AQ:

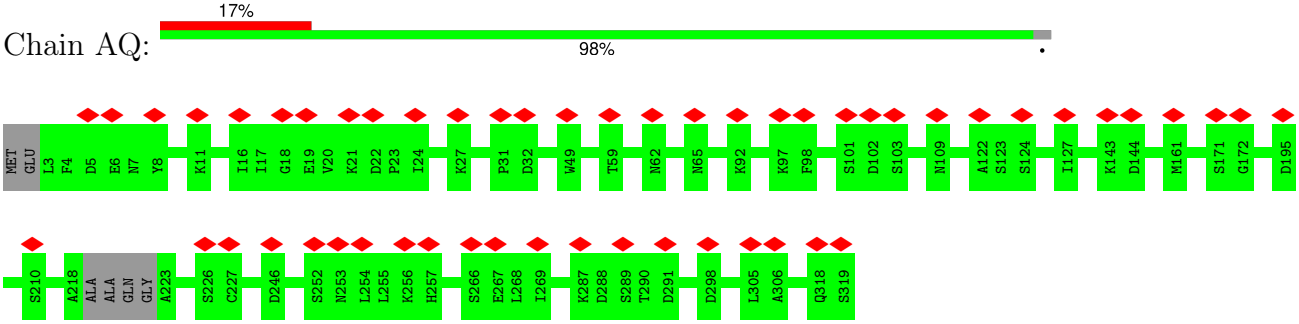

- Molecule 1: Cytosolic protein

Chain AR:

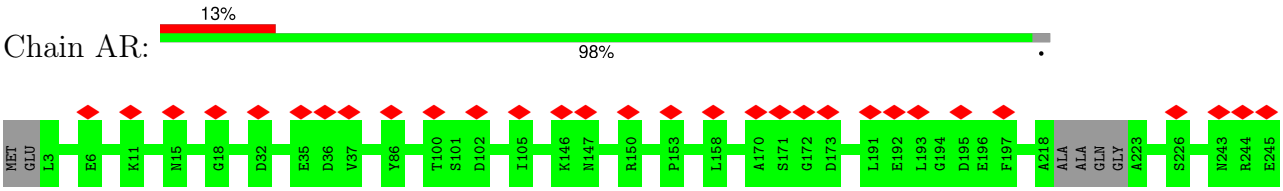

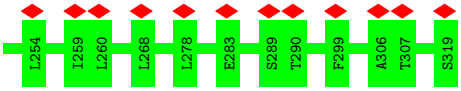

• Molecule 1: Cytosolic protein

Chain AS:

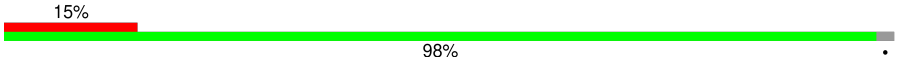

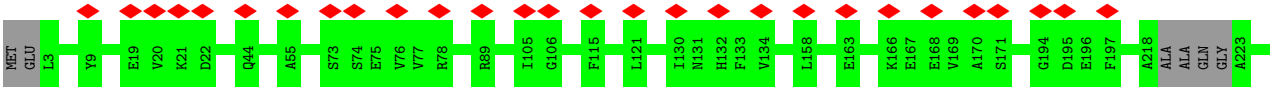

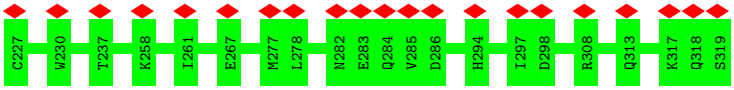

• Molecule 1: Cytosolic protein

Chain AT:

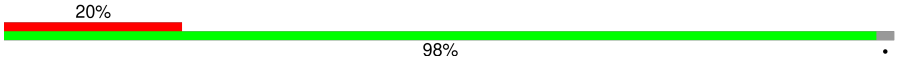

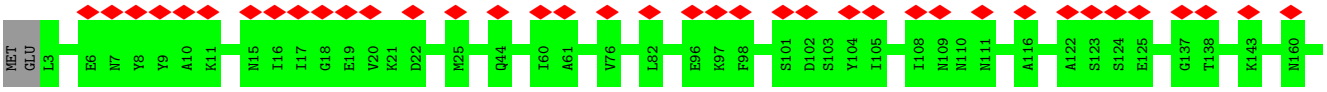

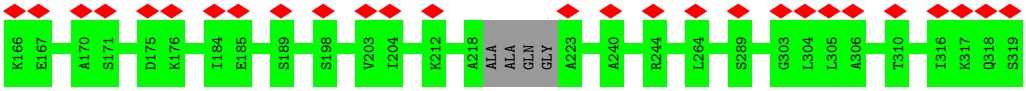

• Molecule 1: Cytosolic protein

Chain AU:

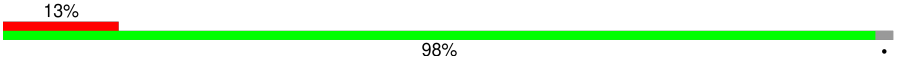

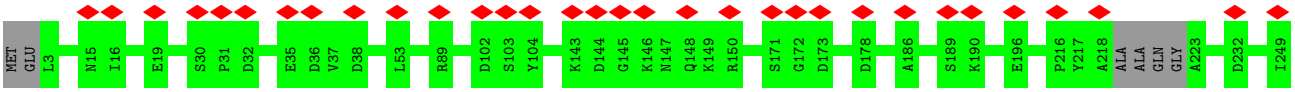

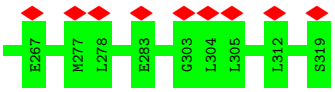

• Molecule 1: Cytosolic protein

Chain AV:

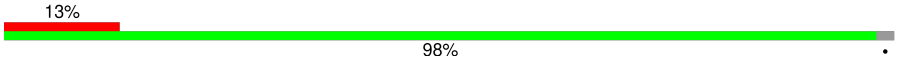

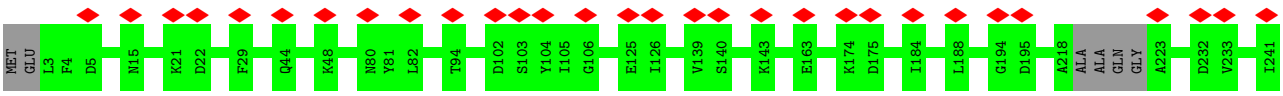

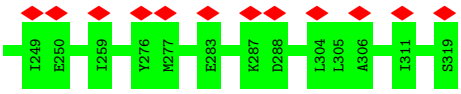

• Molecule 1: Cytosolic protein

Chain AW: 13% 98%

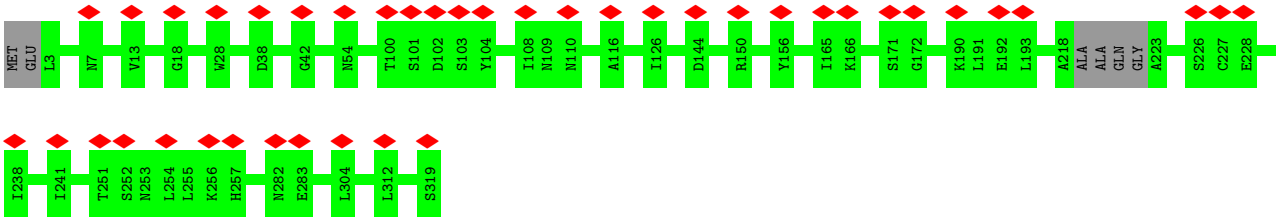

- Molecule 1: Cytosolic protein

Chain AX: 16% 98%

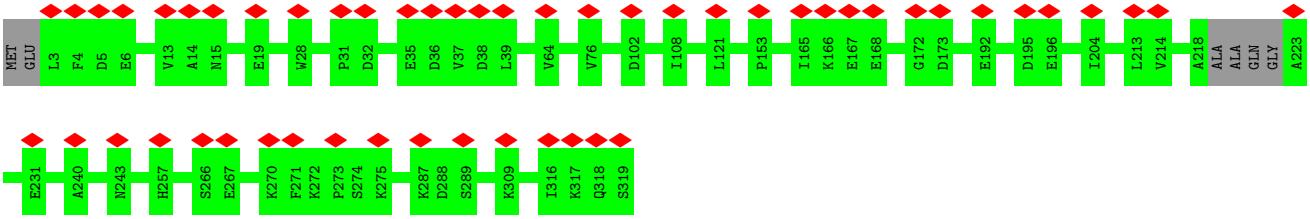

- Molecule 1: Cytosolic protein

Chain AY: 16% 98%

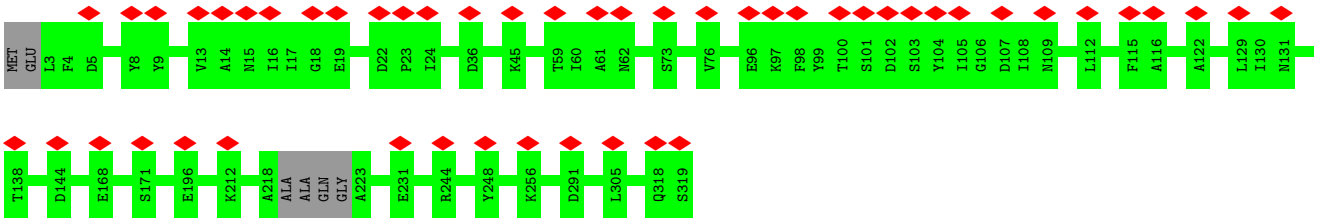

- Molecule 1: Cytosolic protein

Chain AZ: 11% 98%

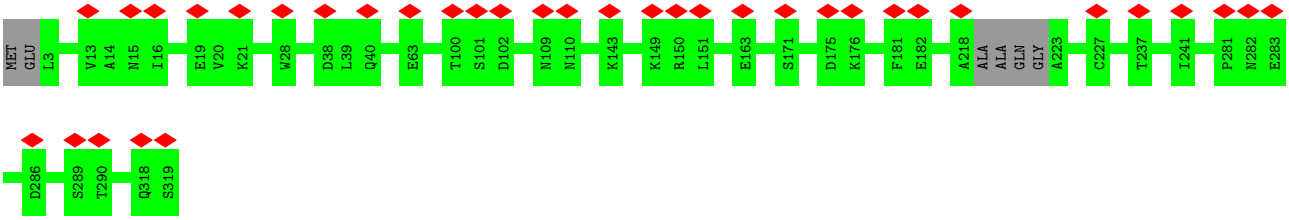

- Molecule 1: Cytosolic protein

Chain Aa: 16% 98%

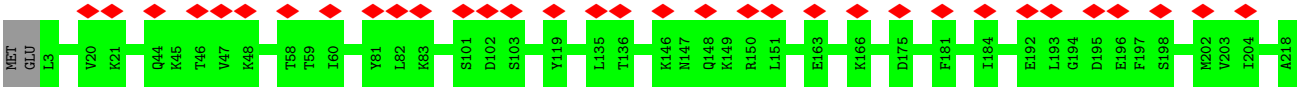

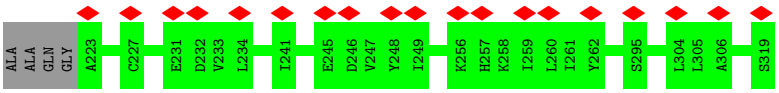

• Molecule 1: Cytosolic protein

Chain Ab:

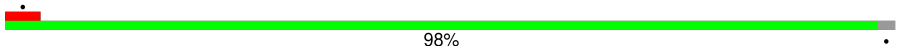

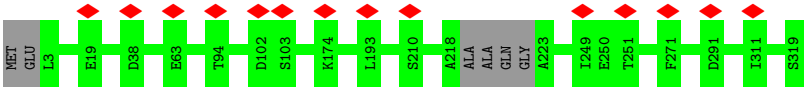

• Molecule 1: Cytosolic protein

Chain Ac:

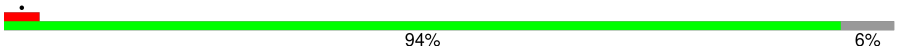

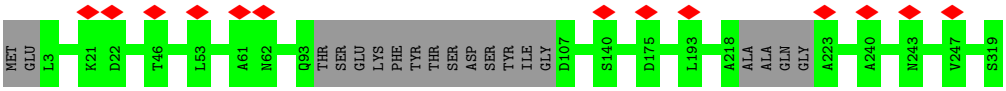

• Molecule 1: Cytosolic protein

Chain Ad:

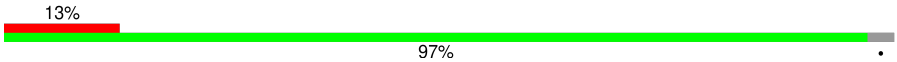

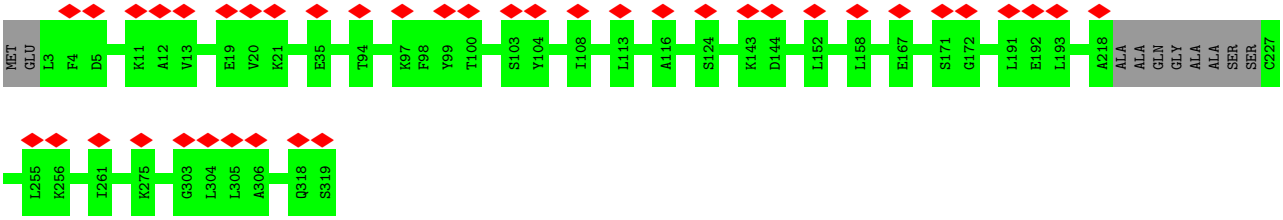

• Molecule 1: Cytosolic protein

Chain Ae:

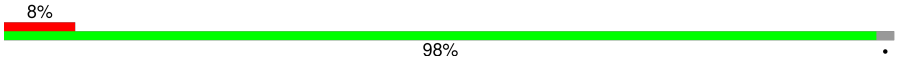

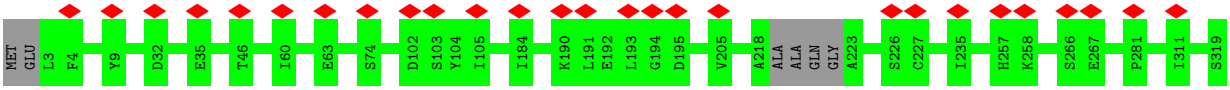

• Molecule 1: Cytosolic protein

Chain Af:

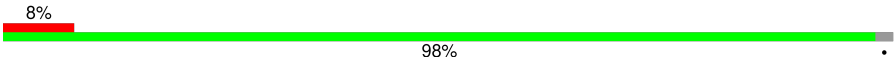

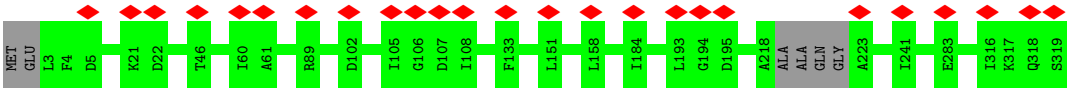

• Molecule 1: Cytosolic protein

Chain Ag:

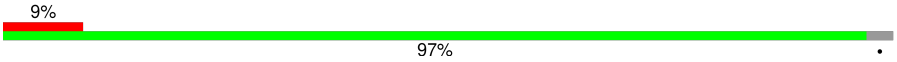

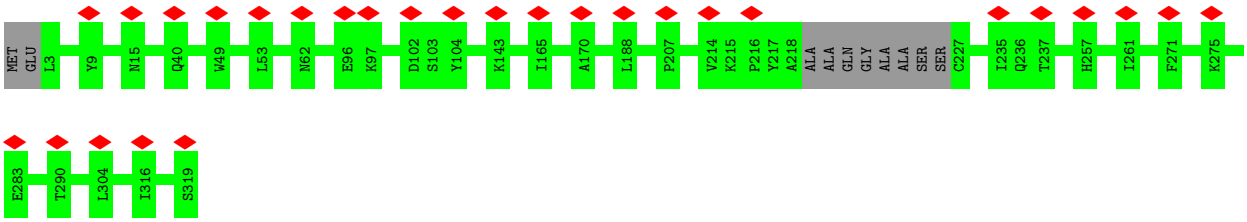

• Molecule 1: Cytosolic protein

Chain Ah:

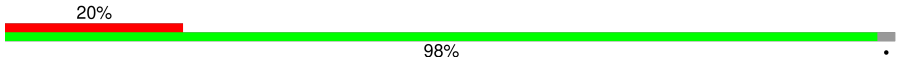

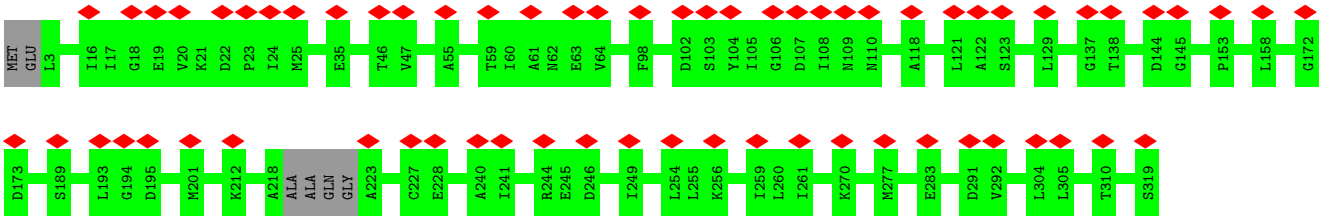

• Molecule 1: Cytosolic protein

Chain Ai:

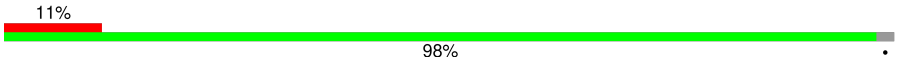

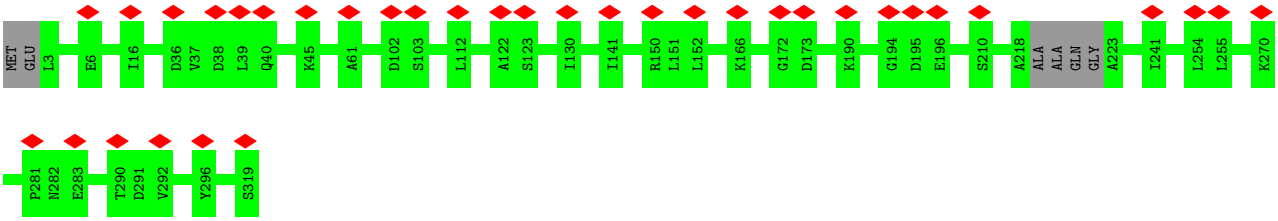

• Molecule 1: Cytosolic protein

Chain Aj:

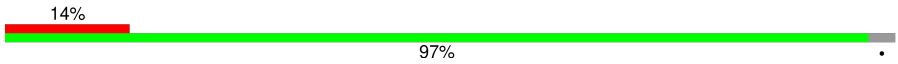

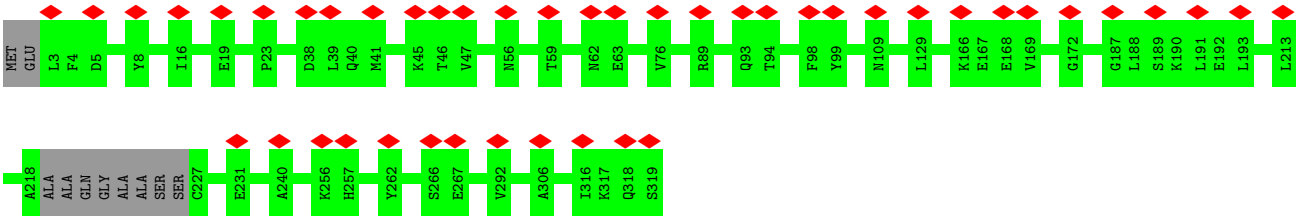

• Molecule 1: Cytosolic protein

Chain Ak:

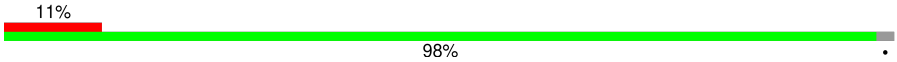

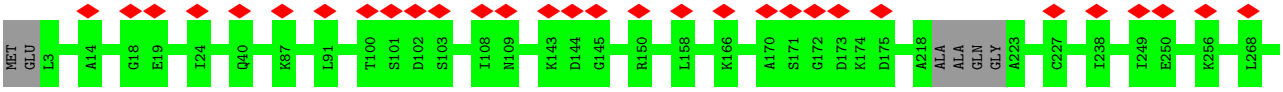

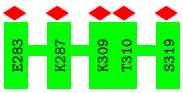

• Molecule 1: Cytosolic protein

Chain Al:

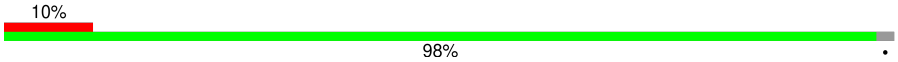

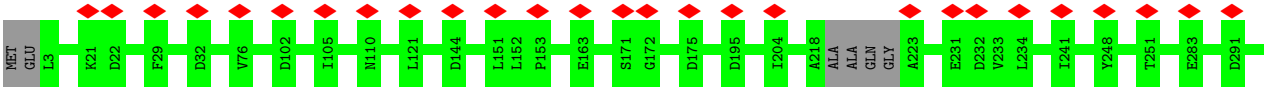

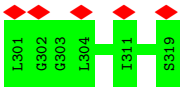

• Molecule 1: Cytosolic protein

Chain Am:

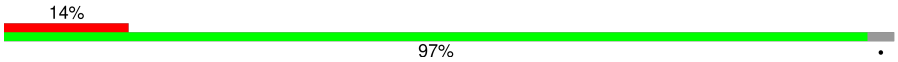

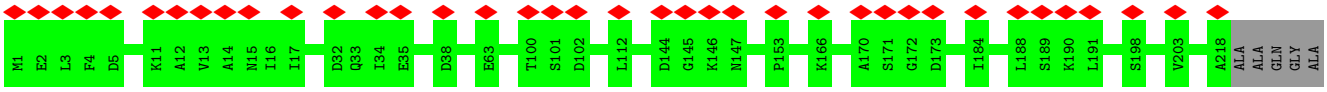

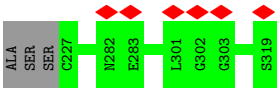

• Molecule 1: Cytosolic protein

Chain An:

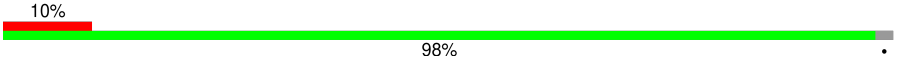

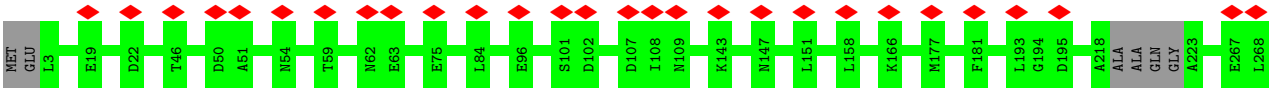

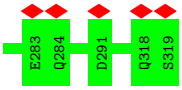

• Molecule 1: Cytosolic protein

Chain Ao:

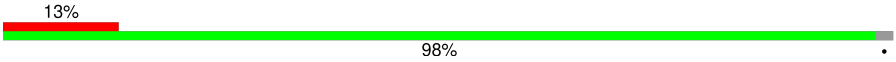

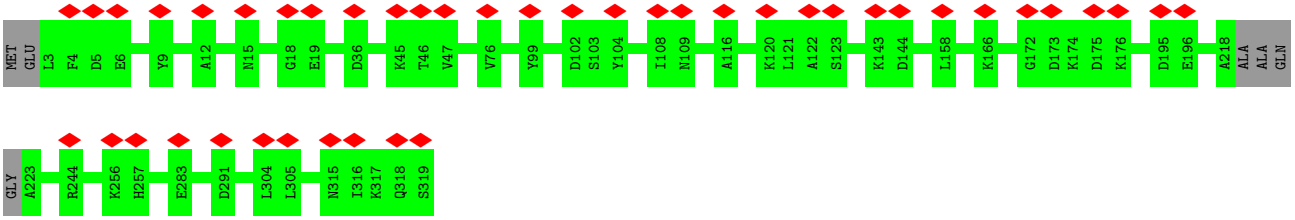

• Molecule 1: Cytosolic protein

Chain Ap: 9% 97%

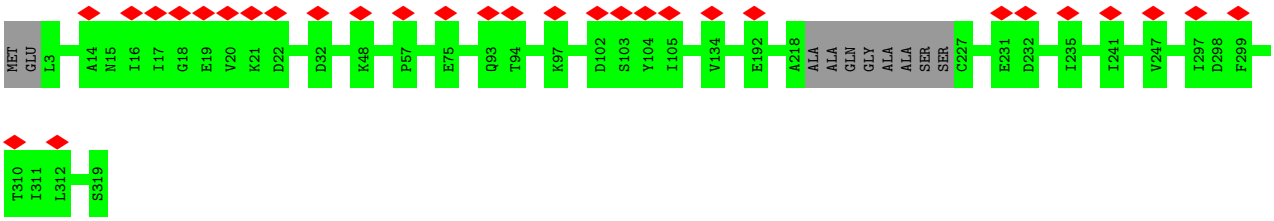

• Molecule 1: Cytosolic protein

Chain Aq: 6% 98%

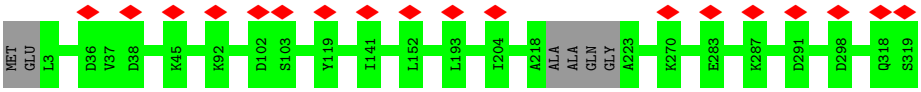

• Molecule 1: Cytosolic protein

Chain Ar: 10% 97%

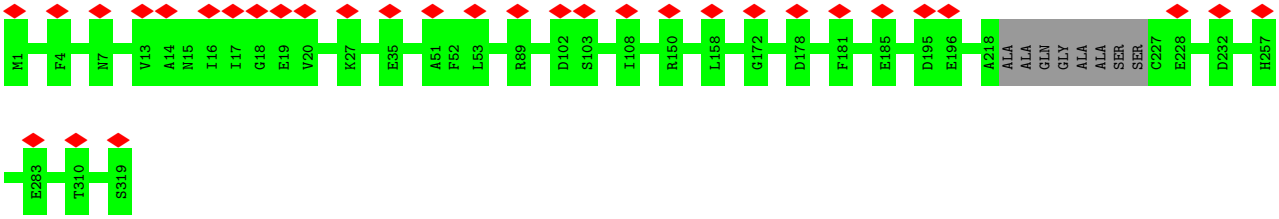

• Molecule 1: Cytosolic protein

Chain As: 8% 98%

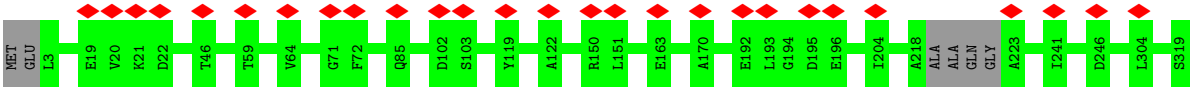

• Molecule 1: Cytosolic protein

Chain At: 10% 93% 7%

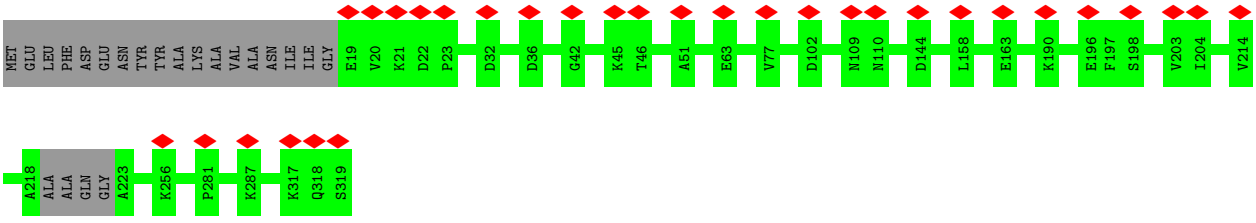

• Molecule 1: Cytosolic protein

Chain Au: 9% 98%

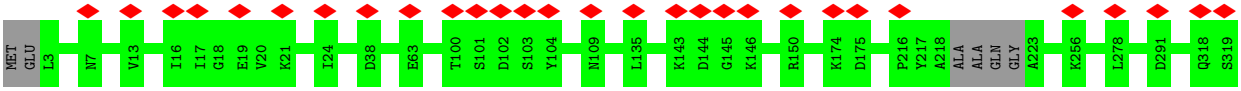

• Molecule 1: Cytosolic protein

Chain Av:

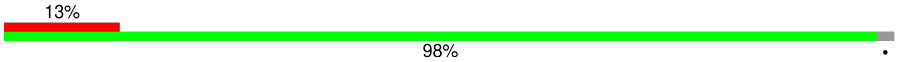

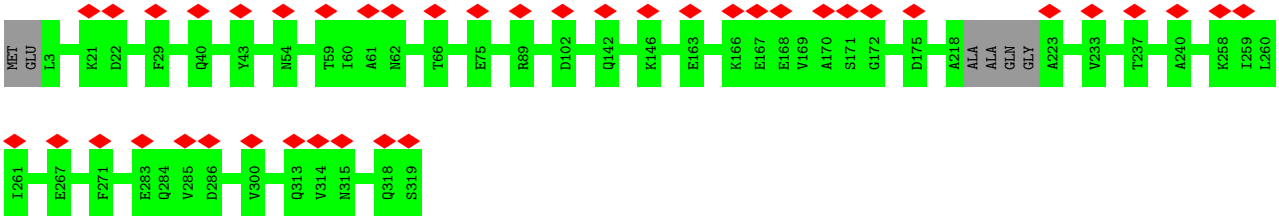

• Molecule 1: Cytosolic protein

Chain Aw:

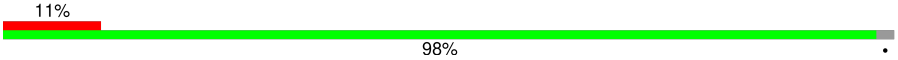

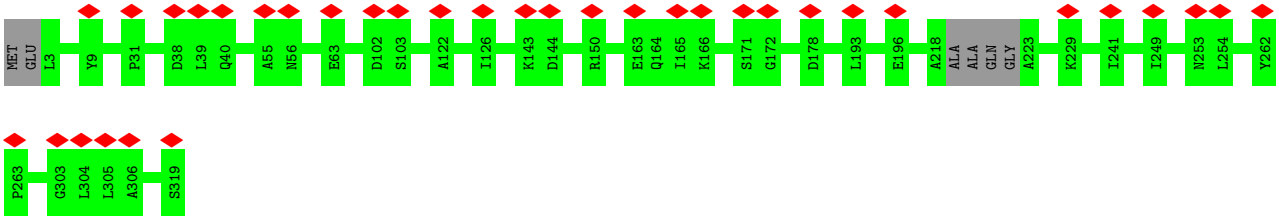

• Molecule 1: Cytosolic protein

Chain Ax:

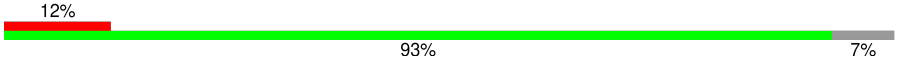

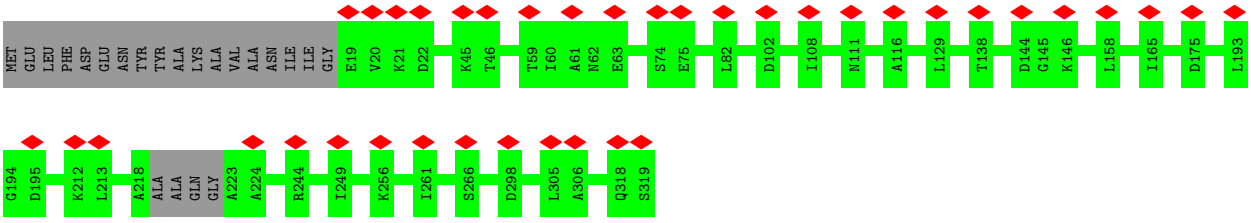

• Molecule 1: Cytosolic protein

Chain Ay:

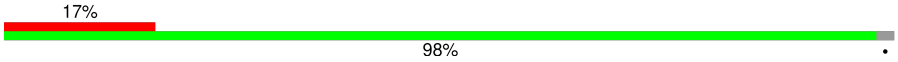

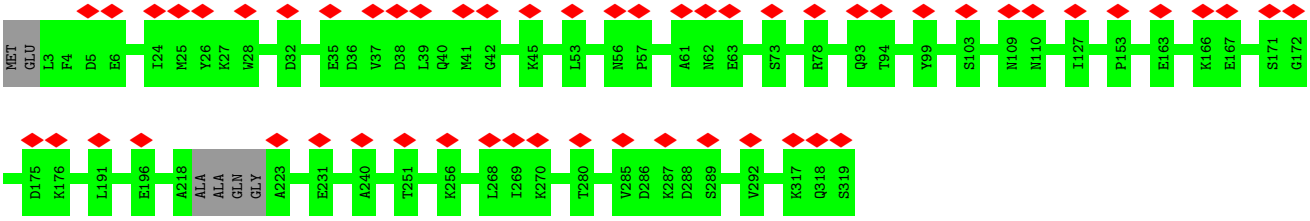

• Molecule 1: Cytosolic protein

Chain Az:

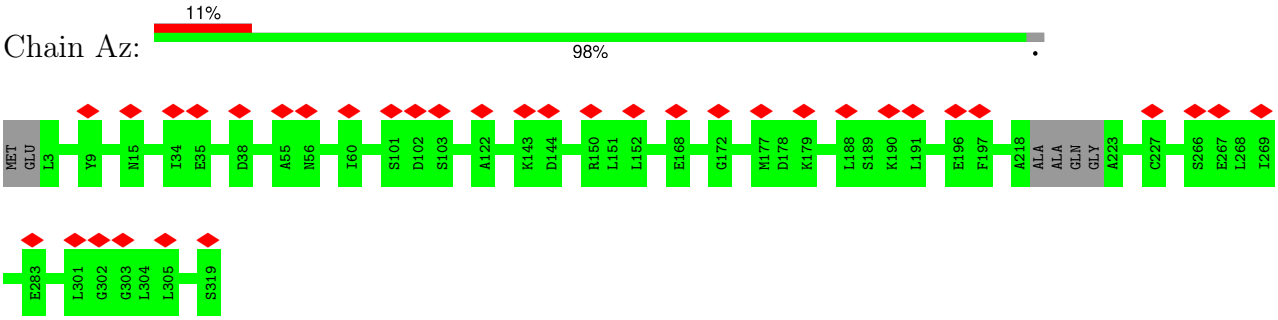

- Molecule 1: Cytosolic protein

Chain BA:

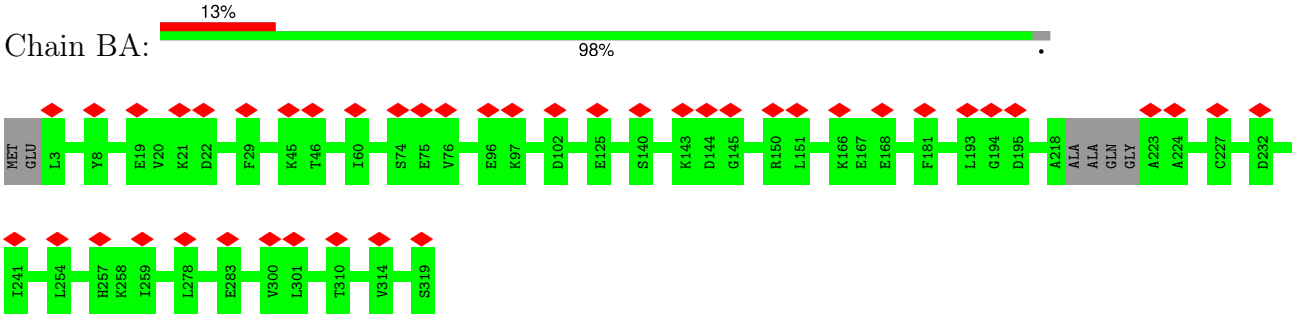

- Molecule 1: Cytosolic protein

Chain BB:

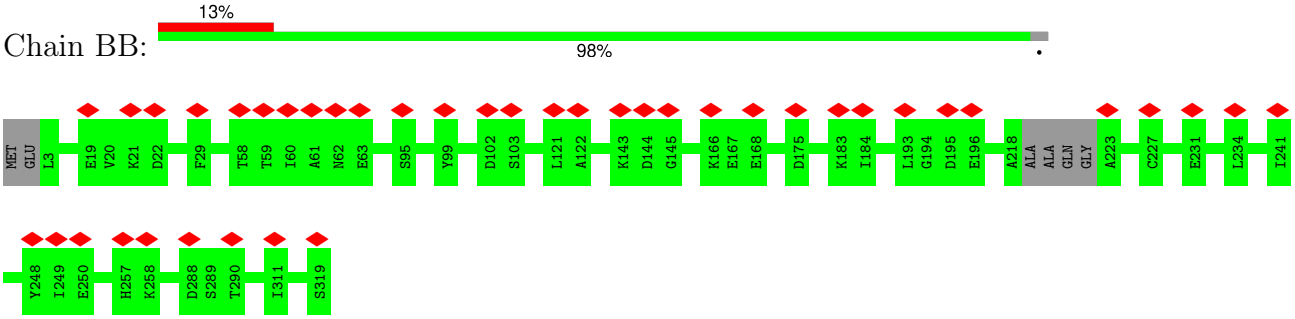

- Molecule 1: Cytosolic protein

Chain BC:

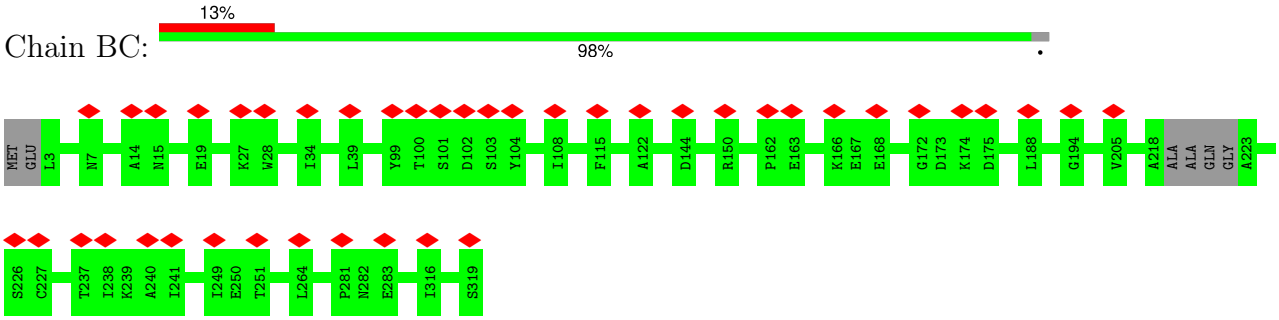

- Molecule 1: Cytosolic protein

Chain BD:

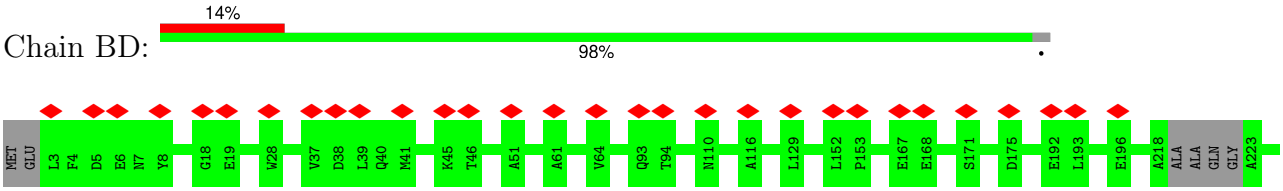

• Molecule 1: Cytosolic protein

Chain BE:

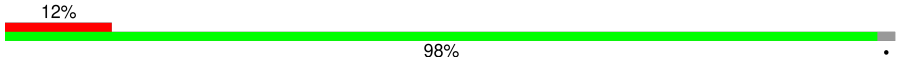

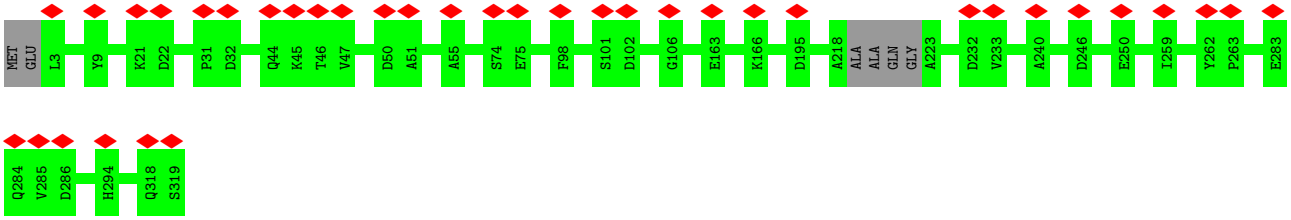

• Molecule 1: Cytosolic protein

Chain BF:

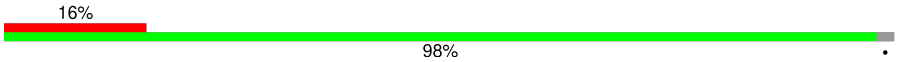

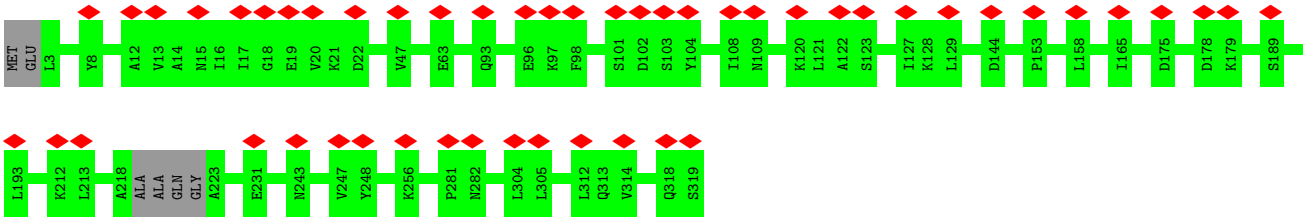

• Molecule 1: Cytosolic protein

Chain BG:

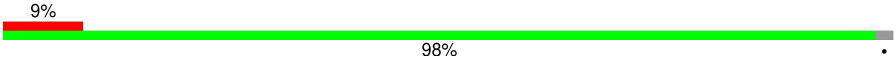

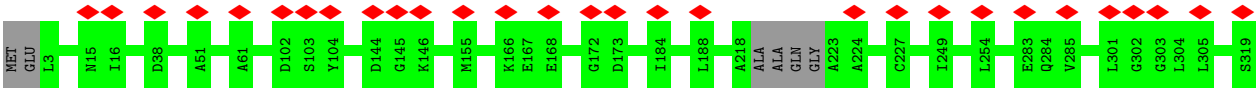

• Molecule 1: Cytosolic protein

Chain BH:

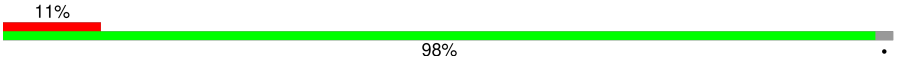

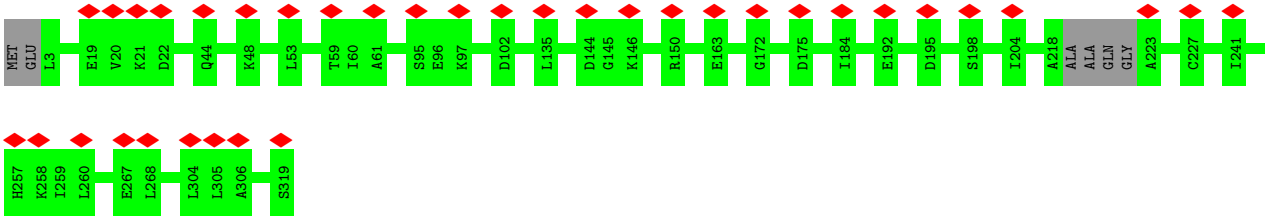

• Molecule 1: Cytosolic protein

Chain BI:

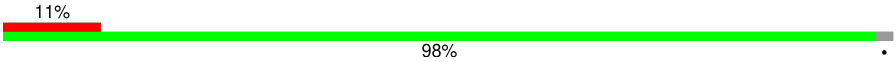

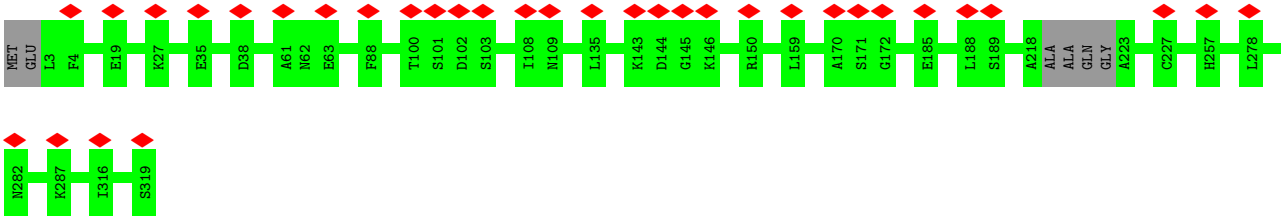

• Molecule 1: Cytosolic protein

Chain BJ:

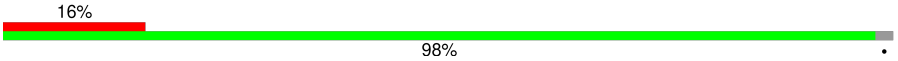

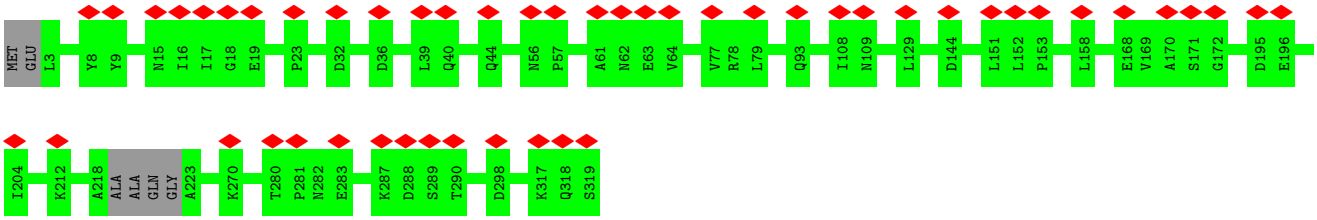

• Molecule 1: Cytosolic protein

Chain BK:

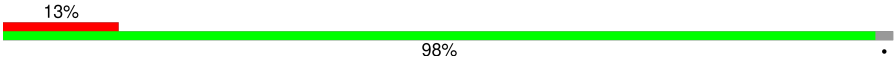

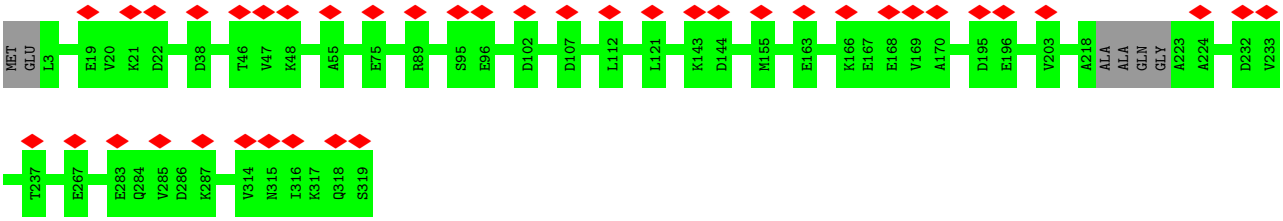

• Molecule 1: Cytosolic protein

Chain BL:

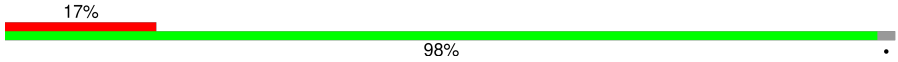

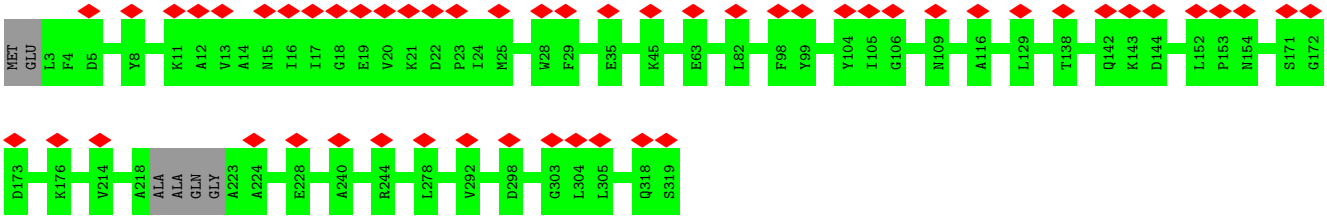

• Molecule 1: Cytosolic protein

Chain BM:

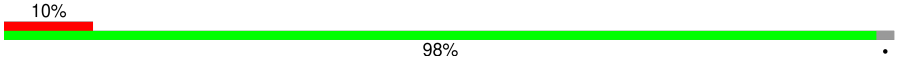

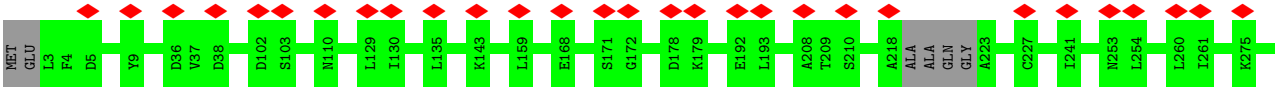

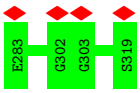

• Molecule 1: Cytosolic protein

Chain BN:

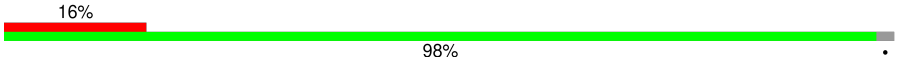

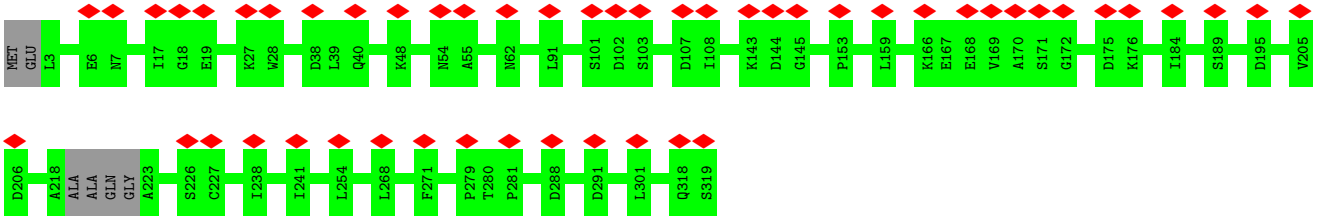

• Molecule 1: Cytosolic protein

Chain BO:

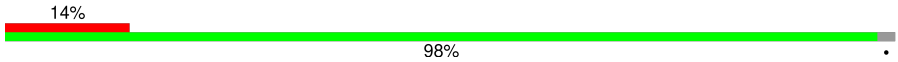

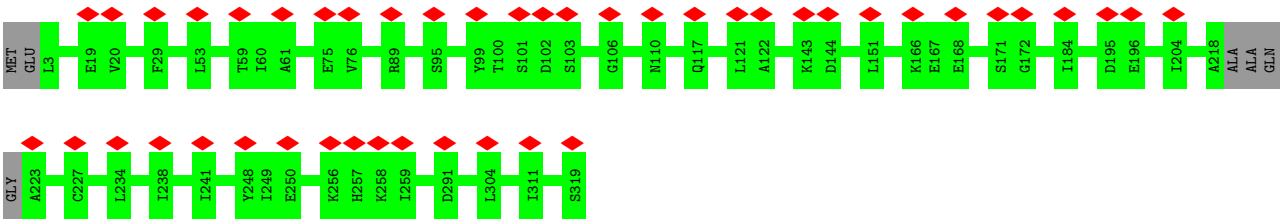

• Molecule 1: Cytosolic protein

Chain BP:

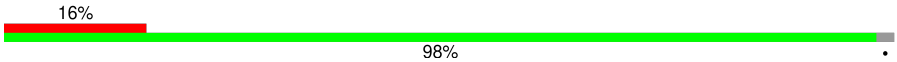

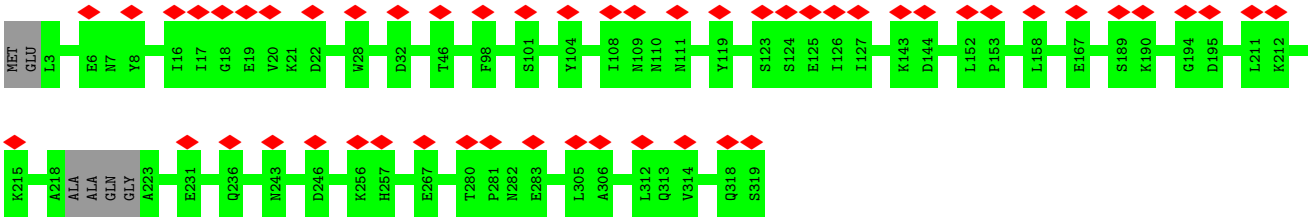

• Molecule 1: Cytosolic protein

Chain BQ:

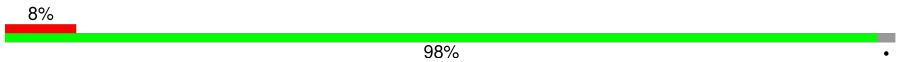

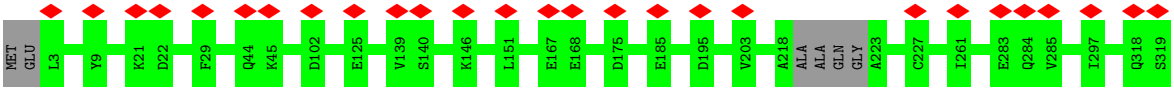

• Molecule 1: Cytosolic protein

Chain BR:

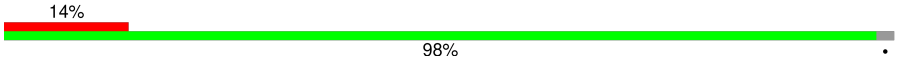

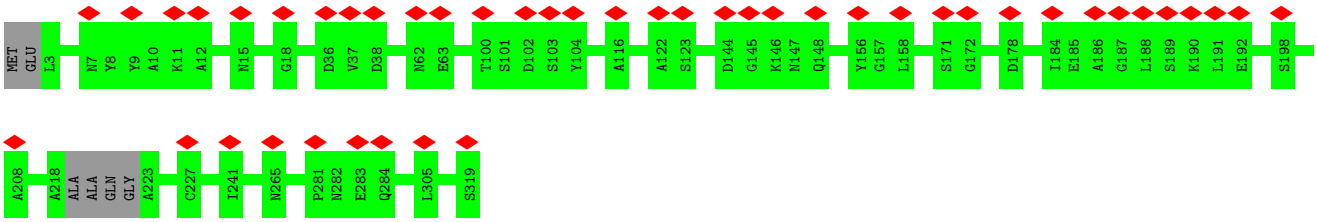

• Molecule 1: Cytosolic protein

Chain BS:

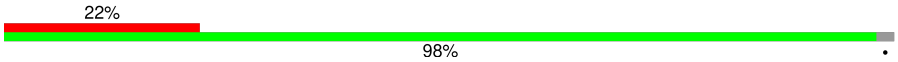

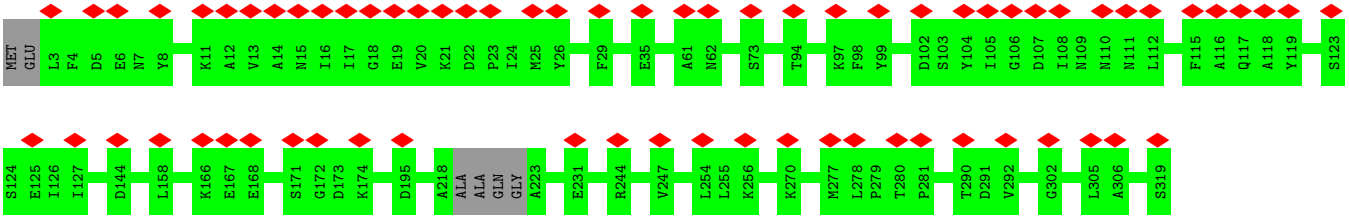

• Molecule 1: Cytosolic protein

Chain BT:

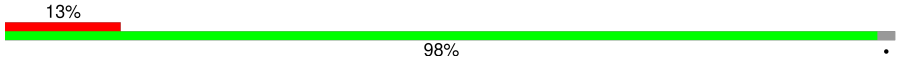

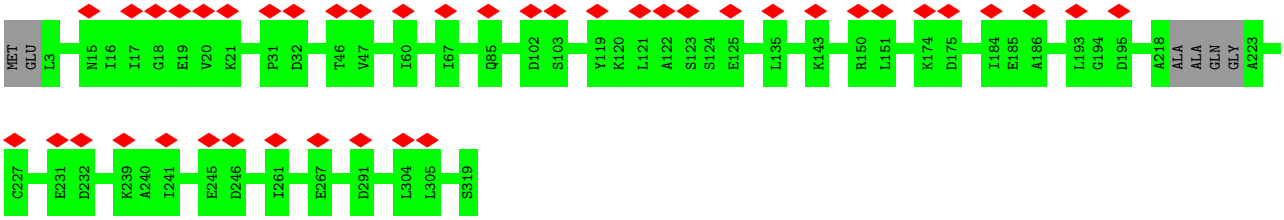

• Molecule 1: Cytosolic protein

Chain BU:

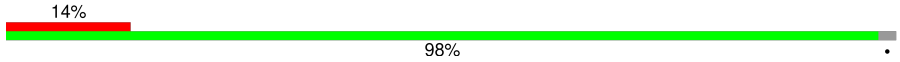

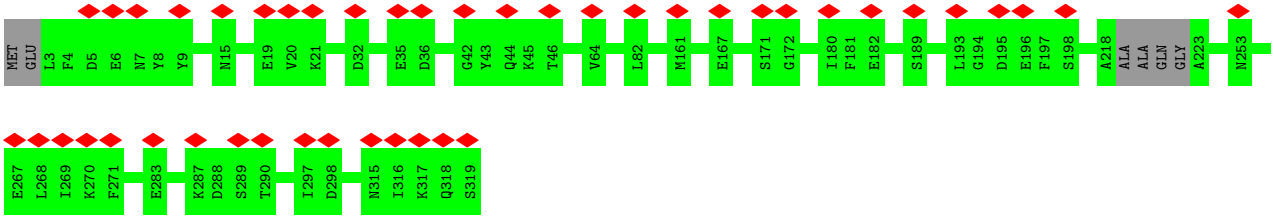

• Molecule 1: Cytosolic protein

Chain BV:

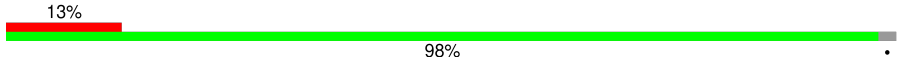

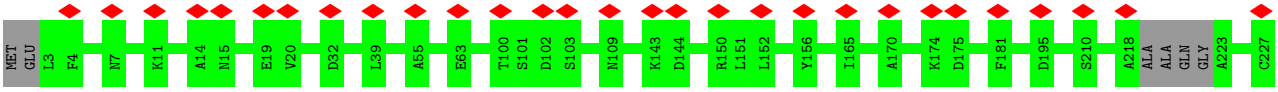

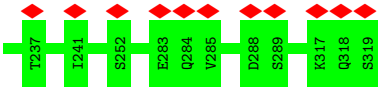

• Molecule 1: Cytosolic protein

Chain BW:

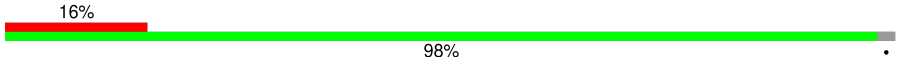

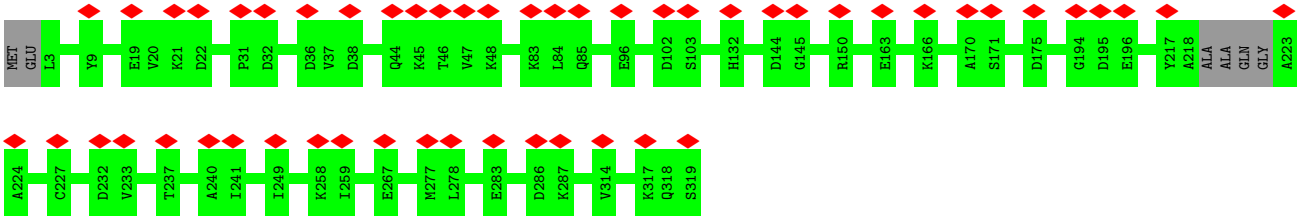

• Molecule 1: Cytosolic protein

Chain BX:

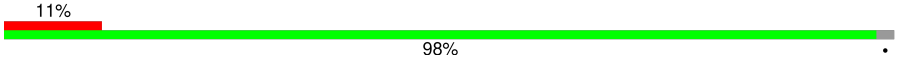

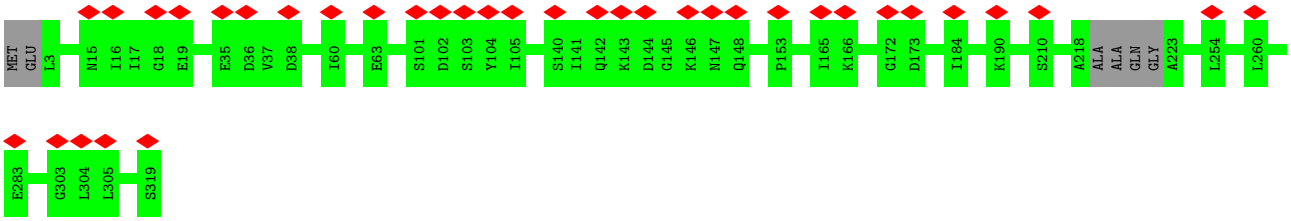

• Molecule 1: Cytosolic protein

Chain BY:

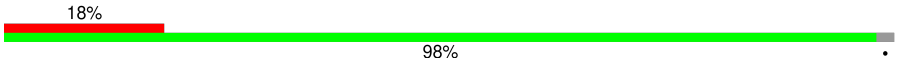

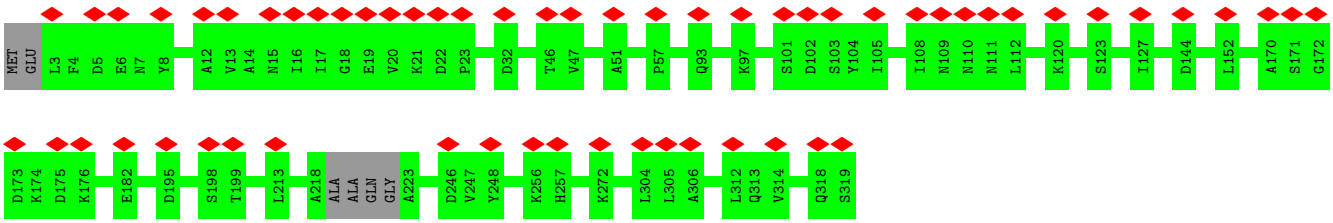

• Molecule 1: Cytosolic protein

Chain BZ:

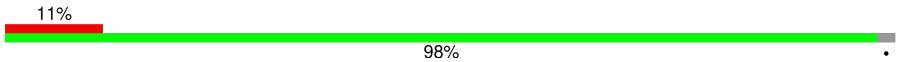

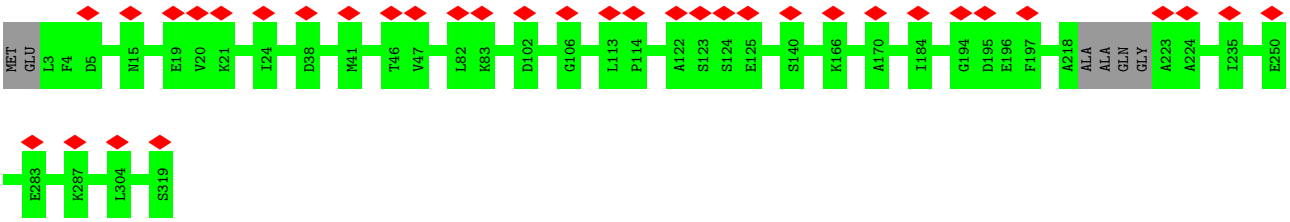

• Molecule 1: Cytosolic protein

Chain Ba:

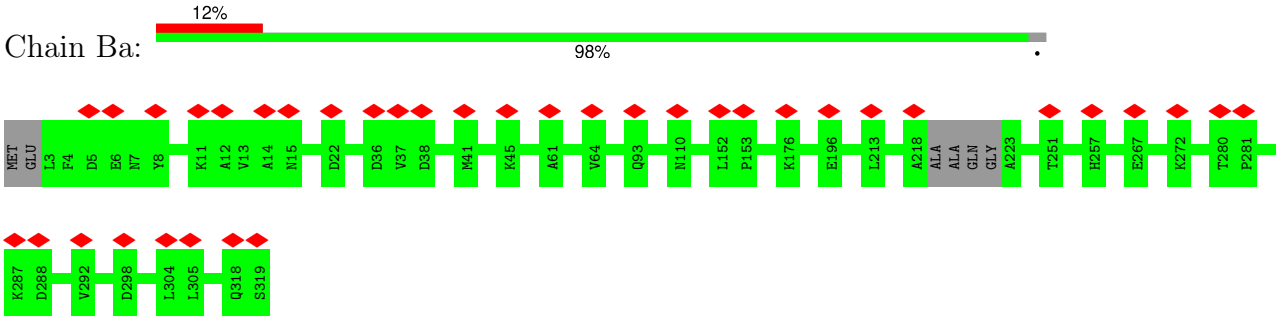

- Molecule 1: Cytosolic protein

Chain Bb:

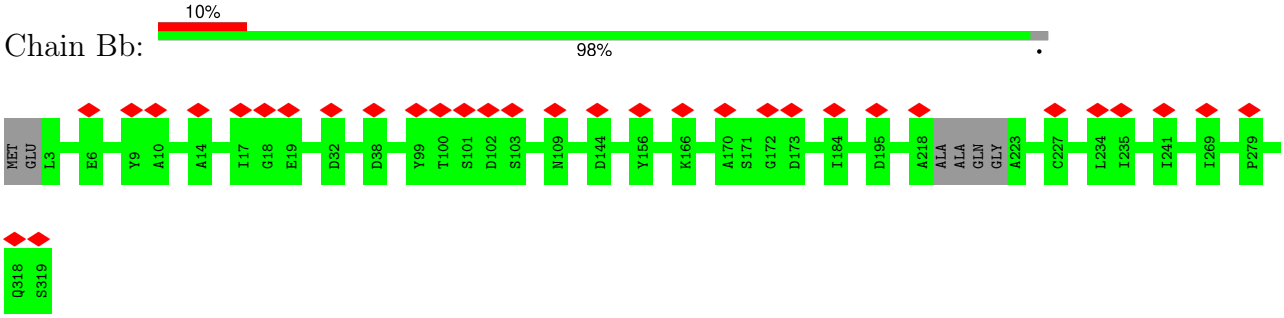

- Molecule 1: Cytosolic protein

Chain Bc:

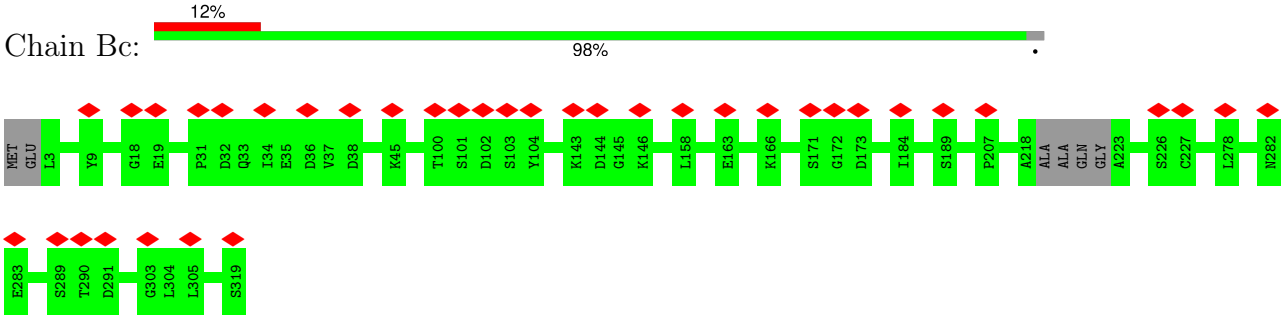

- Molecule 1: Cytosolic protein

Chain Bd:

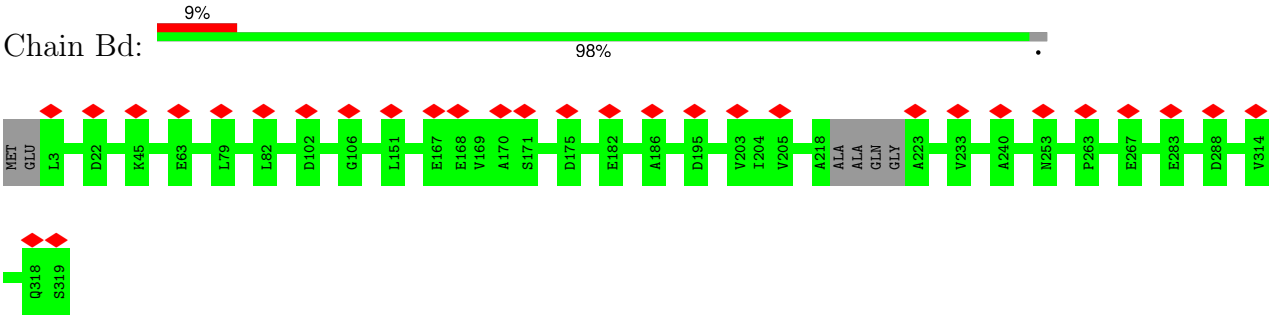

- Molecule 1: Cytosolic protein

Chain Be:

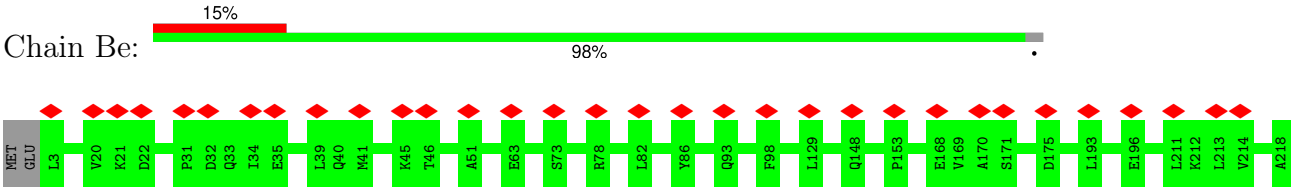

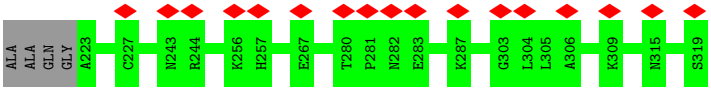

- Molecule 1: Cytosolic protein

Chain Ep:

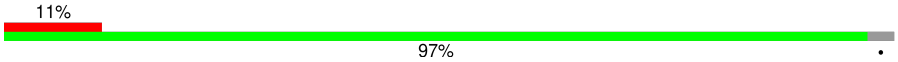

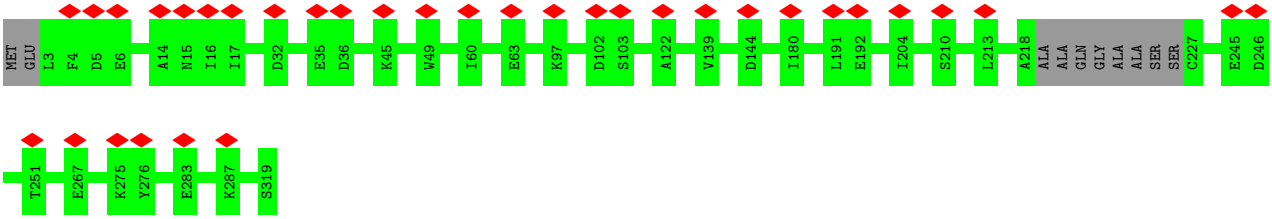

- Molecule 1: Cytosolic protein

Chain Eq:

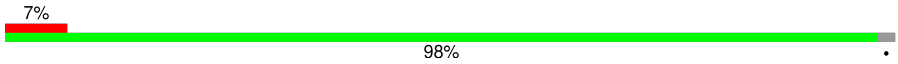

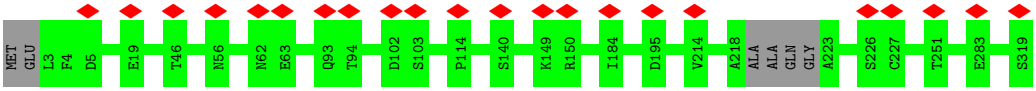

- Molecule 1: Cytosolic protein

Chain Er:

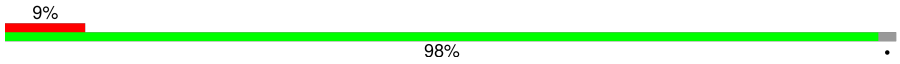

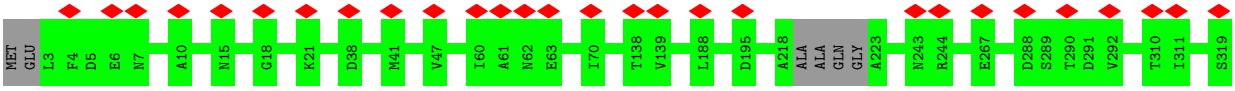

- Molecule 1: Cytosolic protein

Chain Es:

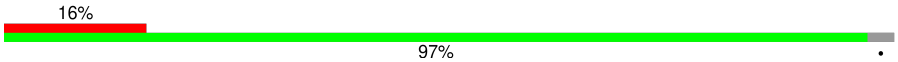

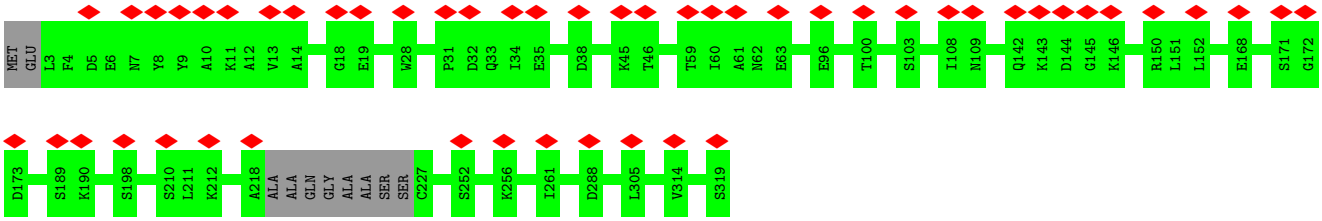

- Molecule 1: Cytosolic protein

Chain Et:

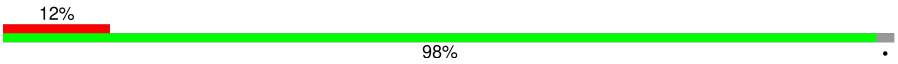

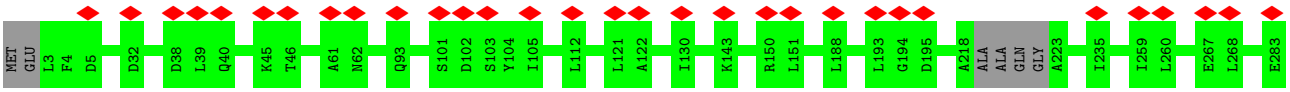

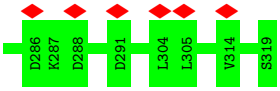

- Molecule 1: Cytosolic protein

Chain Eu:

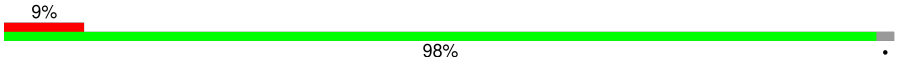

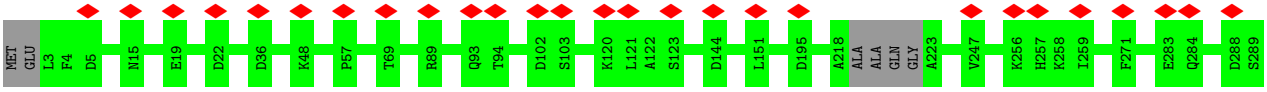

- Molecule 1: Cytosolic protein

Chain Ev:

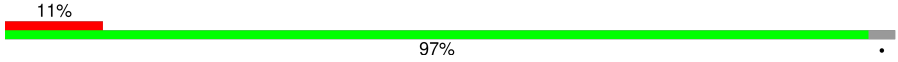

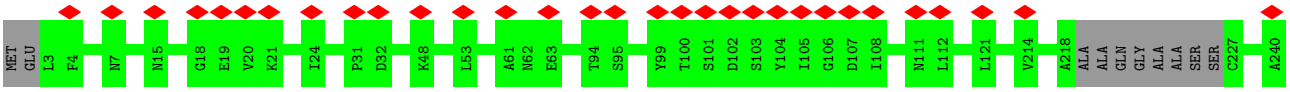

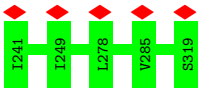

- Molecule 1: Cytosolic protein

Chain Ew:

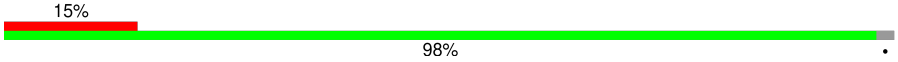

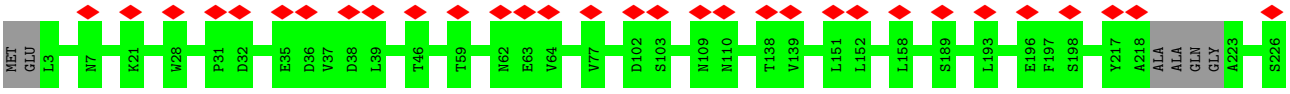

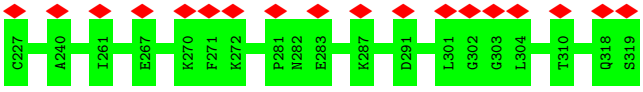

- Molecule 1: Cytosolic protein

Chain Ex:

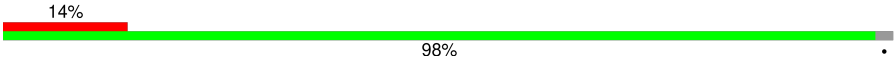

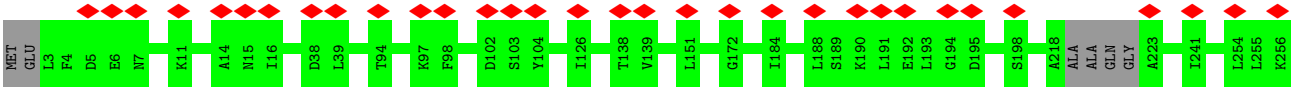

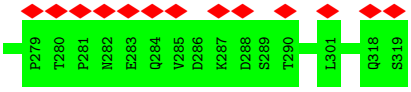

- Molecule 1: Cytosolic protein

Chain Ey:

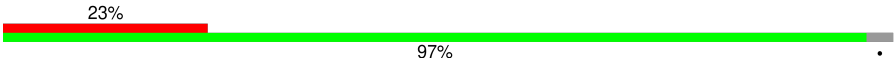

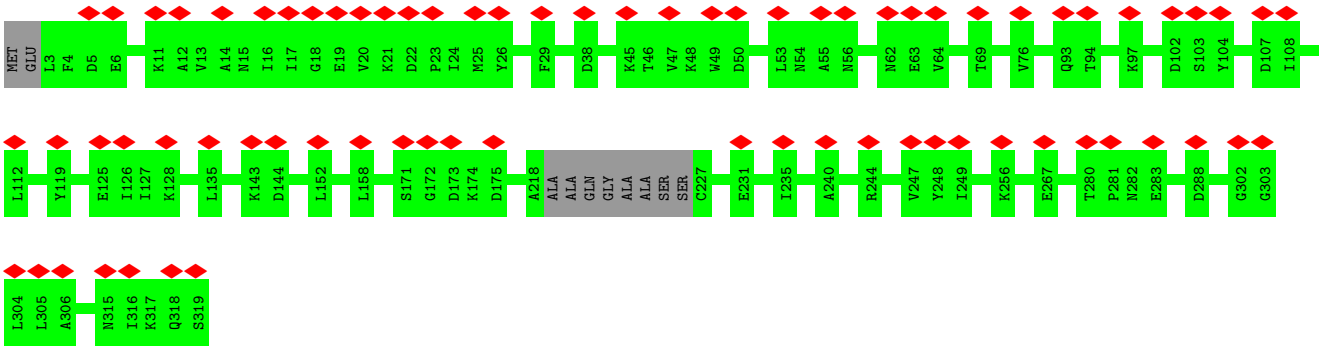

- Molecule 1: Cytosolic protein

Chain Ez:

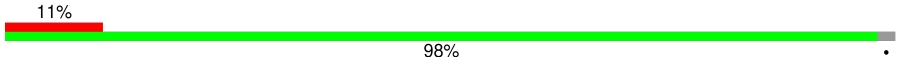

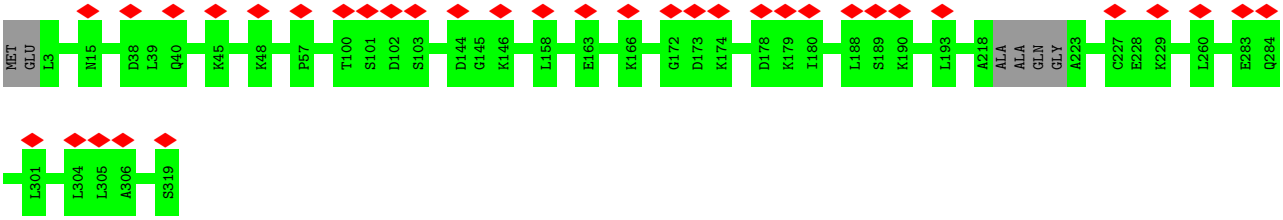

- Molecule 1: Cytosolic protein

Chain FA:

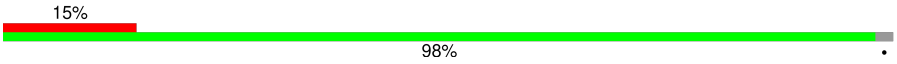

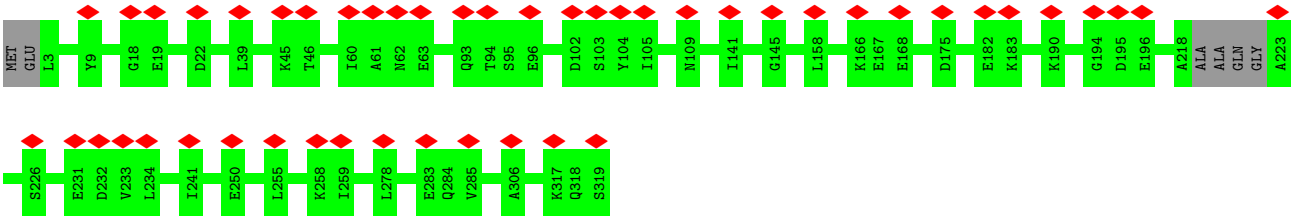

- Molecule 1: Cytosolic protein

Chain FB:

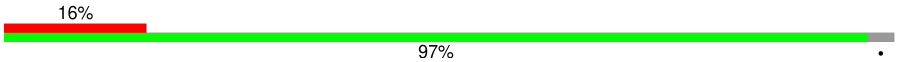

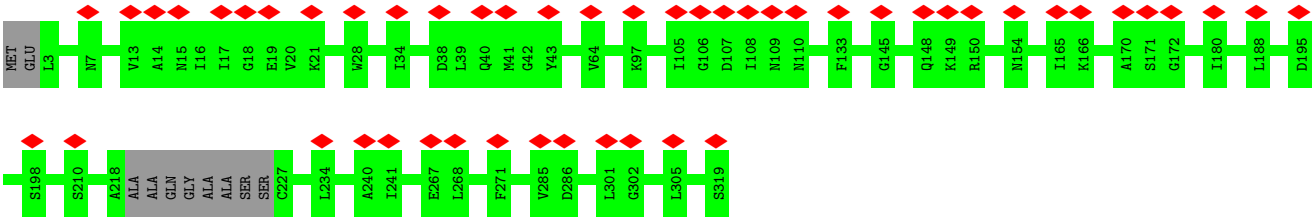

- Molecule 1: Cytosolic protein

Chain FC:

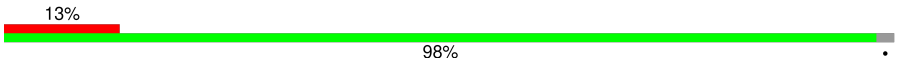

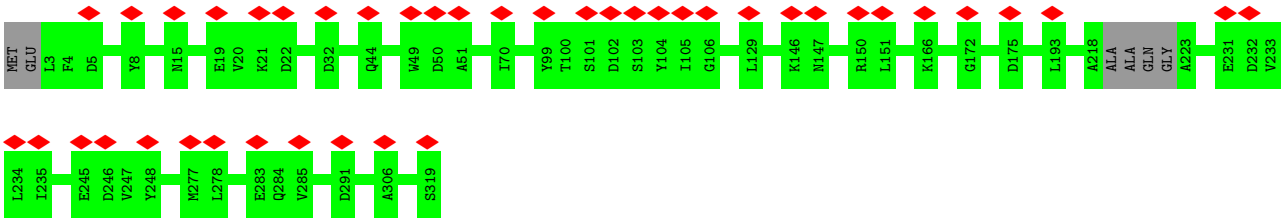

- Molecule 1: Cytosolic protein

Chain FD:

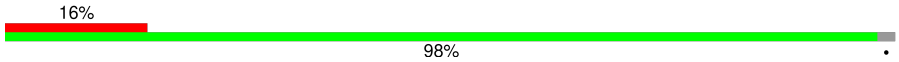

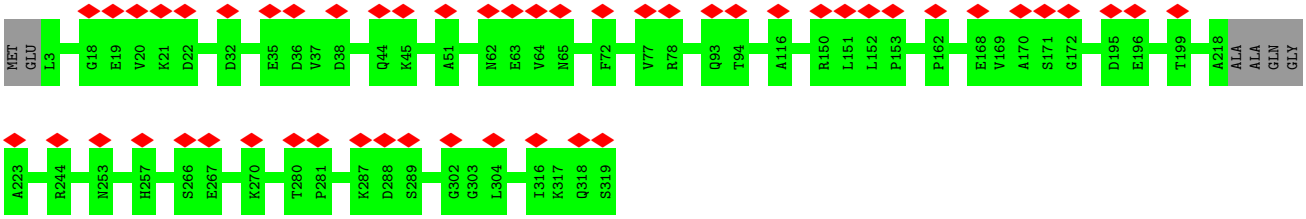

- Molecule 1: Cytosolic protein

Chain FE:

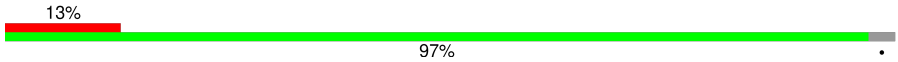

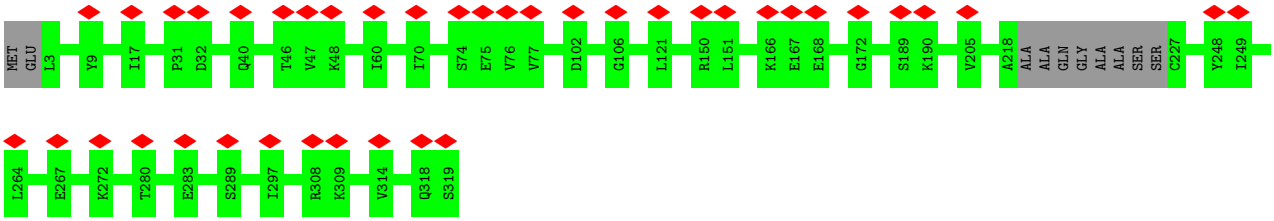

- Molecule 1: Cytosolic protein

Chain FF:

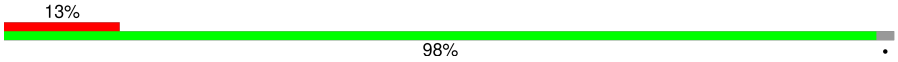

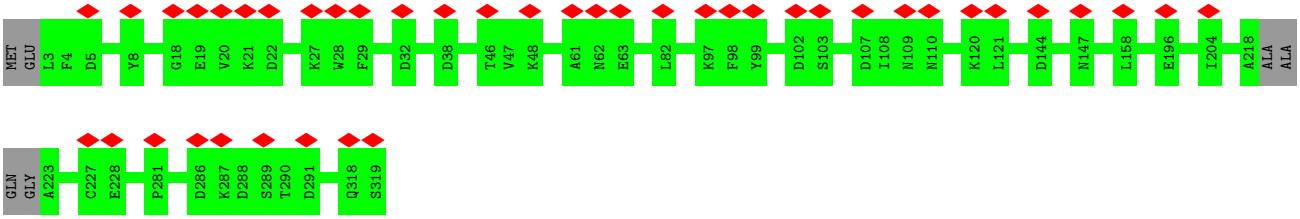

- Molecule 1: Cytosolic protein

Chain FG:

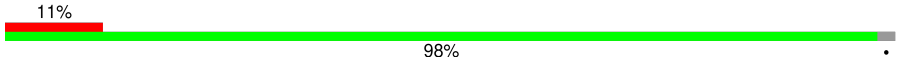

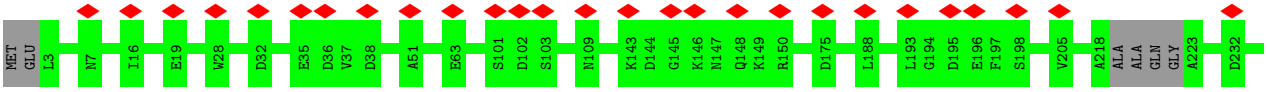

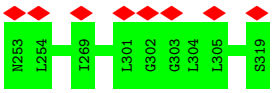

• Molecule 1: Cytosolic protein

Chain FH:

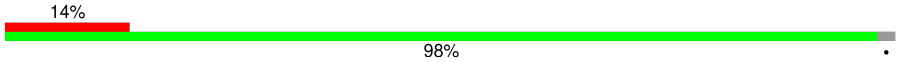

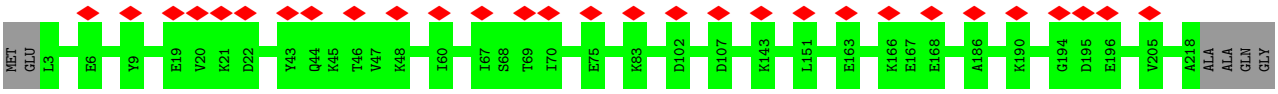

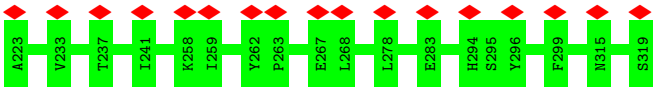

• Molecule 1: Cytosolic protein

Chain FI:

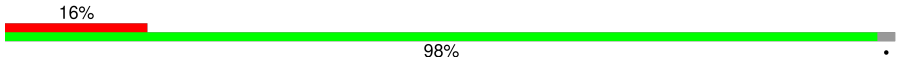

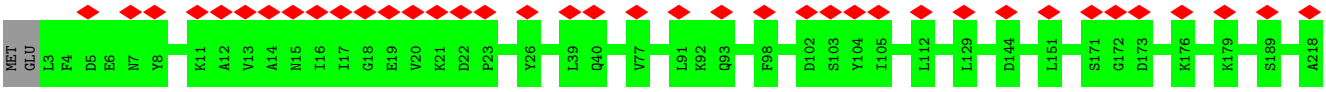

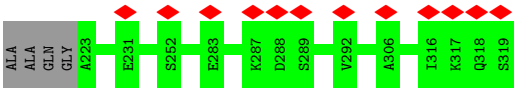

• Molecule 1: Cytosolic protein

Chain FJ:

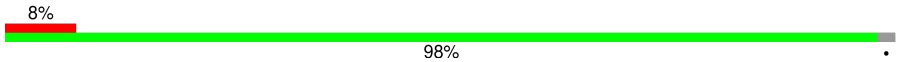

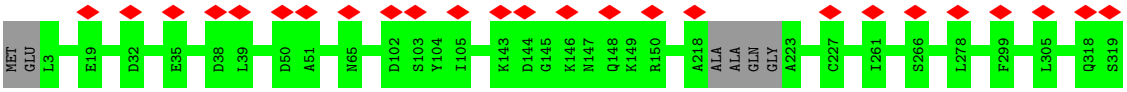

• Molecule 1: Cytosolic protein

Chain FK:

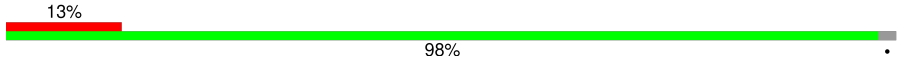

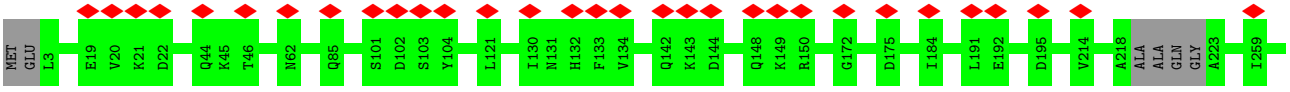

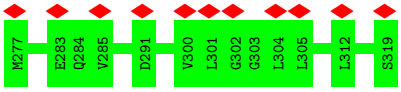

• Molecule 1: Cytosolic protein

Chain FL:

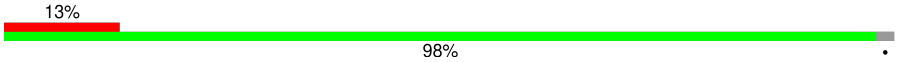

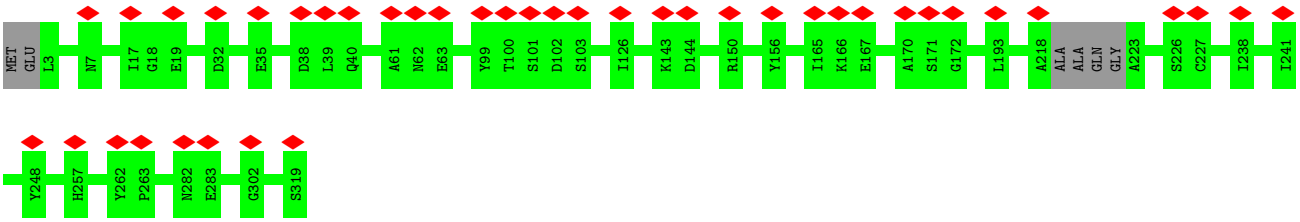

- Molecule 1: Cytosolic protein

Chain FM:

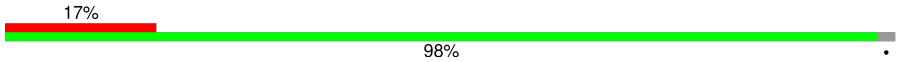

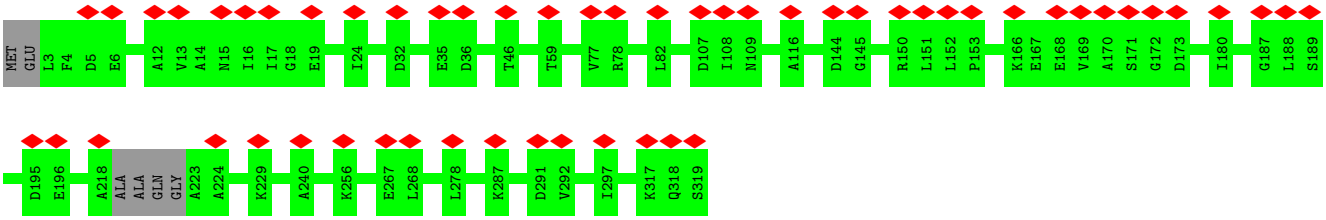

- Molecule 1: Cytosolic protein

Chain FN:

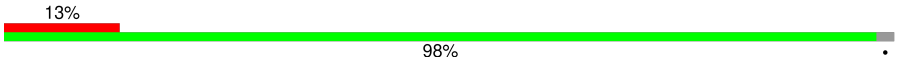

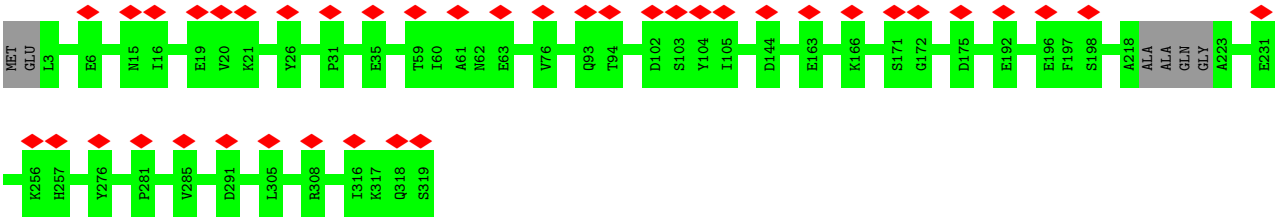

- Molecule 1: Cytosolic protein

Chain FO:

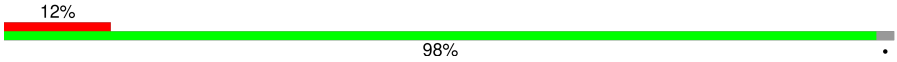

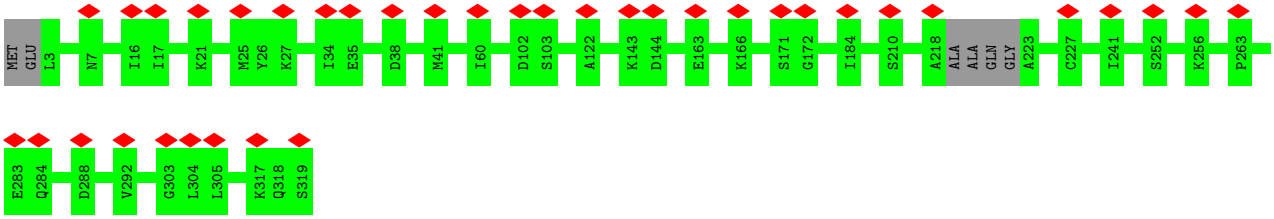

- Molecule 1: Cytosolic protein

Chain FP:

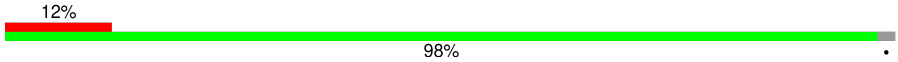

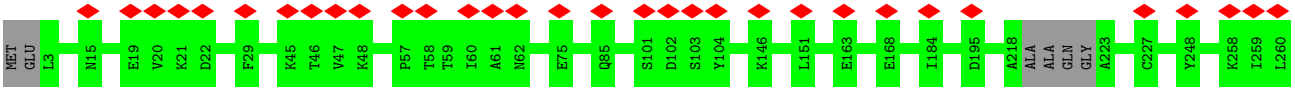

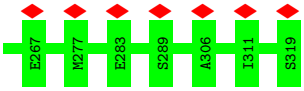

• Molecule 1: Cytosolic protein

Chain FQ:

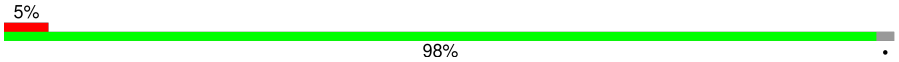

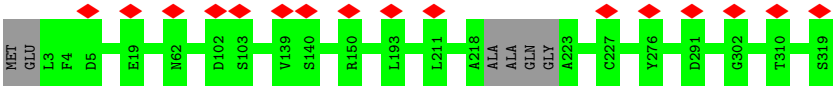

• Molecule 1: Cytosolic protein

Chain FR:

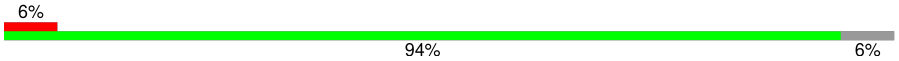

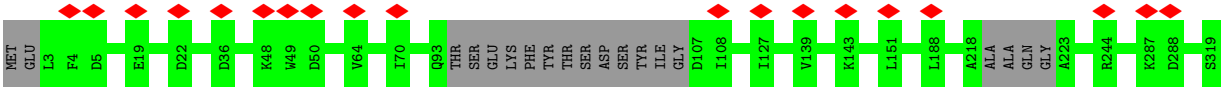

• Molecule 1: Cytosolic protein

Chain FS:

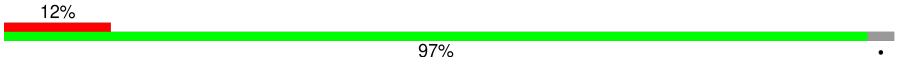

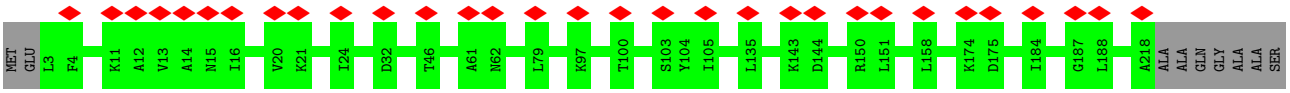

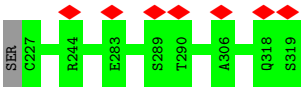

• Molecule 1: Cytosolic protein

Chain FT:

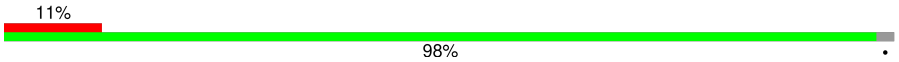

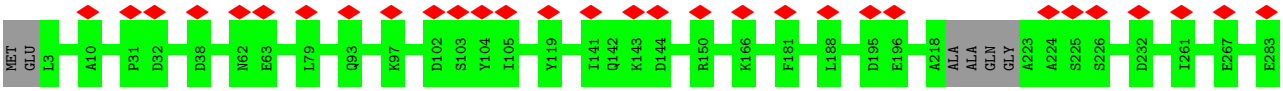

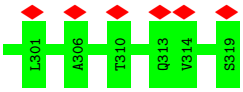

• Molecule 1: Cytosolic protein

Chain FU:

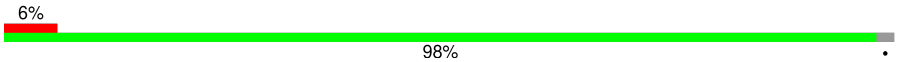

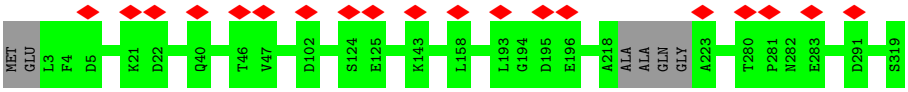

• Molecule 1: Cytosolic protein

Chain FV:

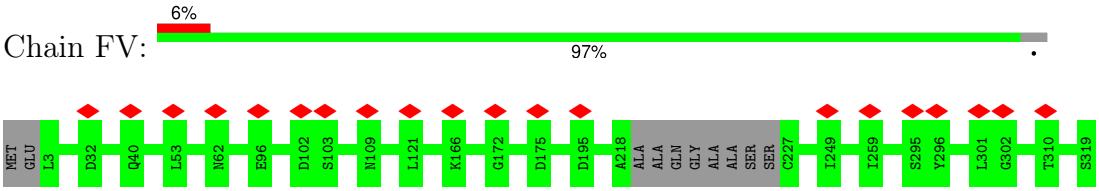

• Molecule 1: Cytosolic protein

Chain FW:

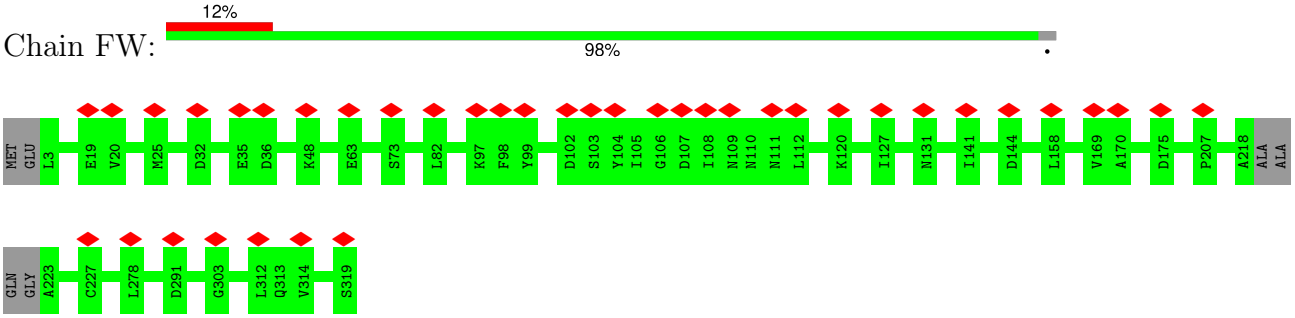

• Molecule 1: Cytosolic protein

Chain FX:

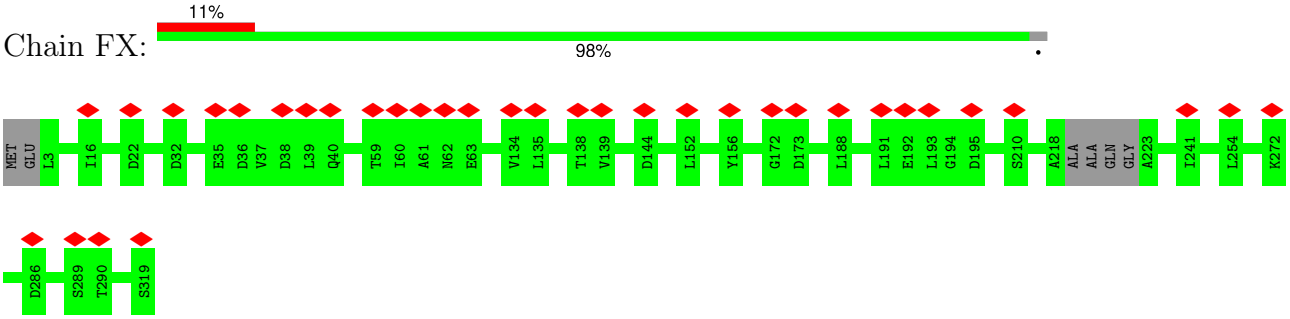

• Molecule 1: Cytosolic protein

Chain FY:

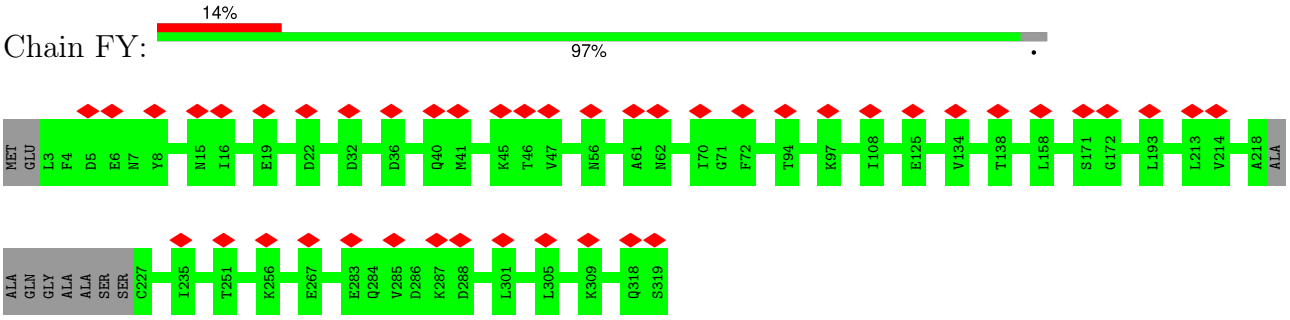

• Molecule 1: Cytosolic protein

Chain FZ:

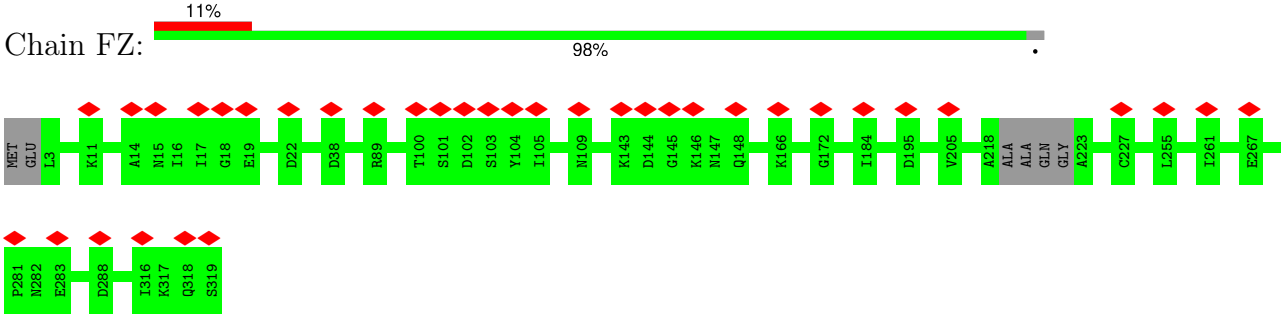

- Molecule 1: Cytosolic protein

Chain Fa:

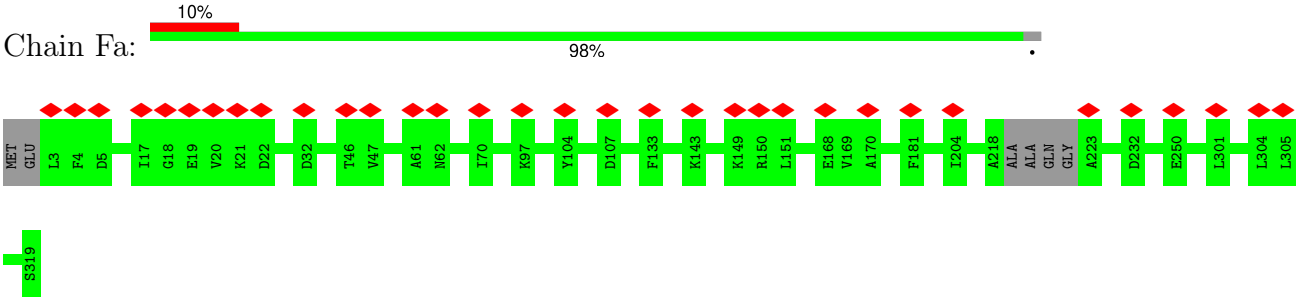

- Molecule 1: Cytosolic protein

Chain Fb:

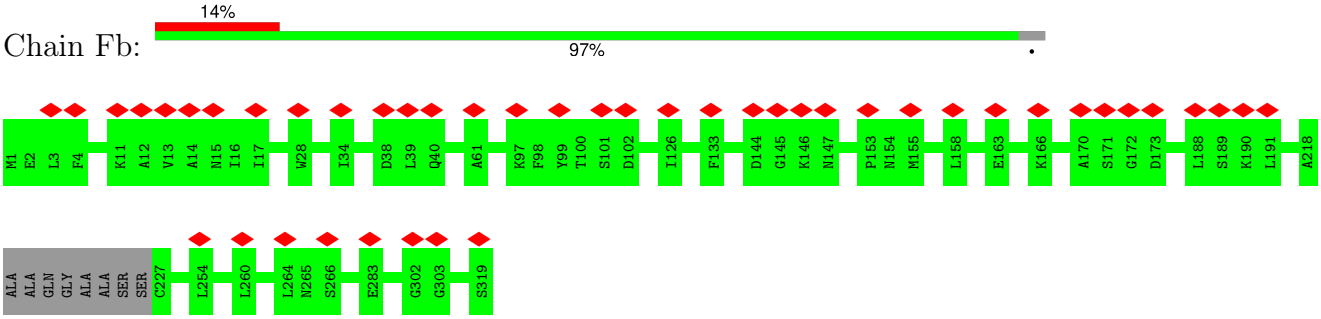

- Molecule 1: Cytosolic protein

Chain Fc:

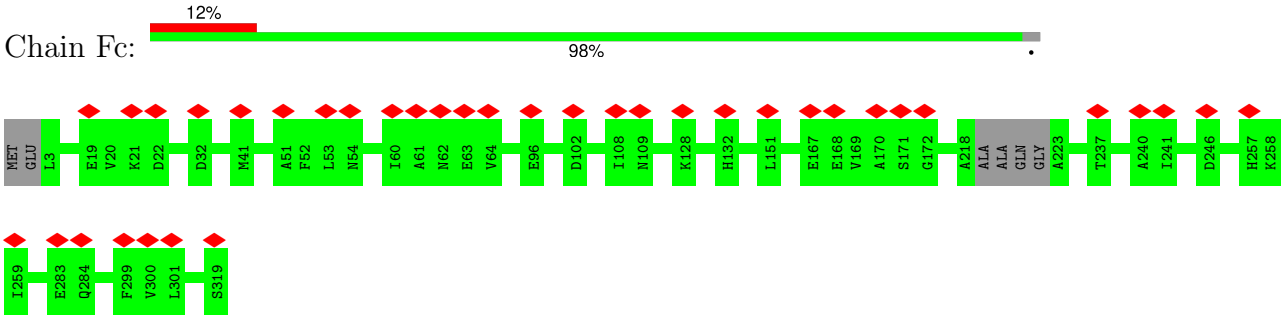

- Molecule 1: Cytosolic protein

Chain Fd:

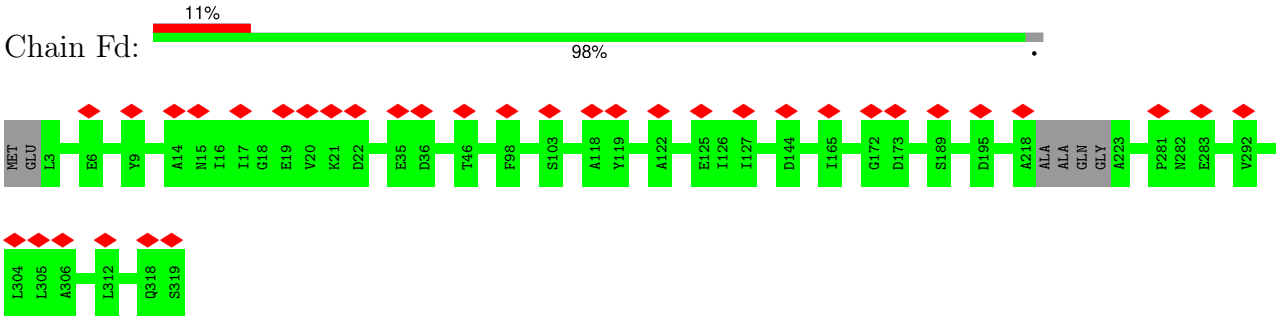

- Molecule 1: Cytosolic protein

Chain Fe:

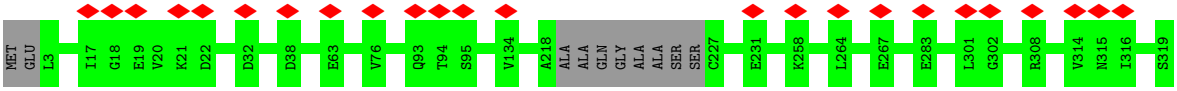

• Molecule 1: Cytosolic protein

Chain Ff:

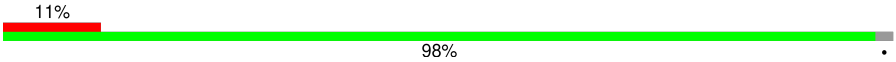

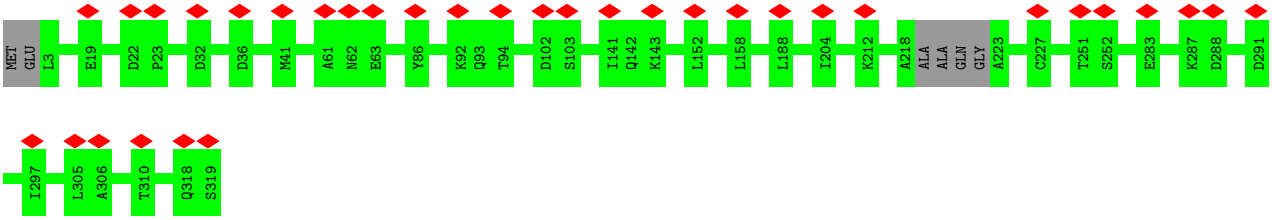

• Molecule 1: Cytosolic protein

Chain Fg:

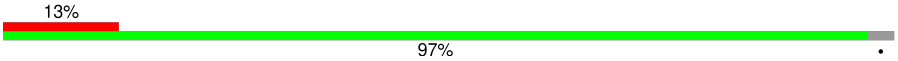

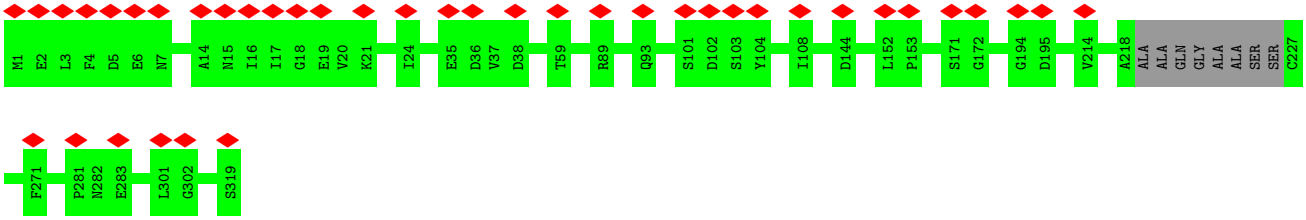

• Molecule 1: Cytosolic protein

Chain Fh:

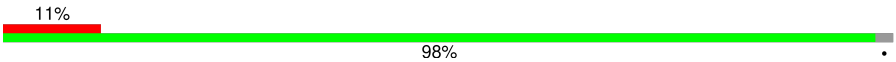

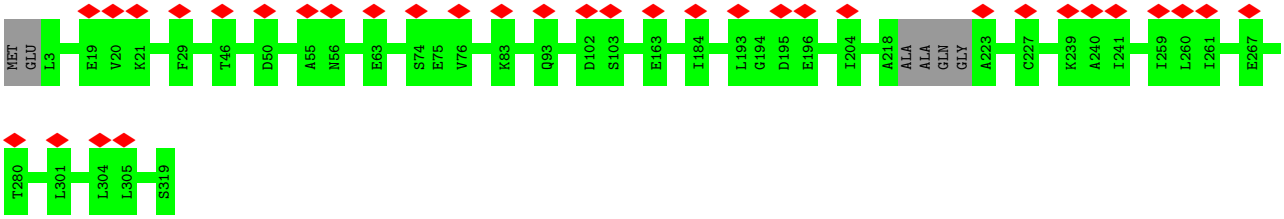

• Molecule 1: Cytosolic protein

Chain Fi:

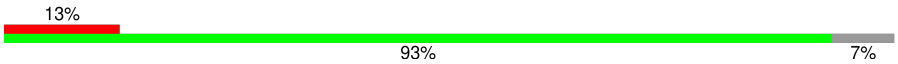

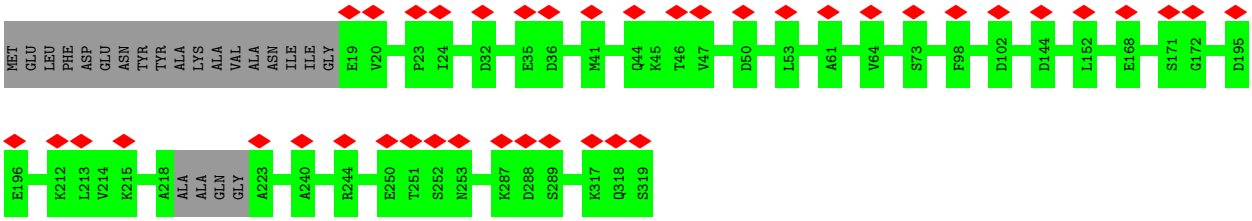

• Molecule 1: Cytosolic protein

Chain Fj:

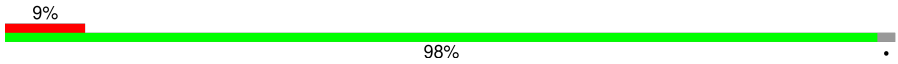

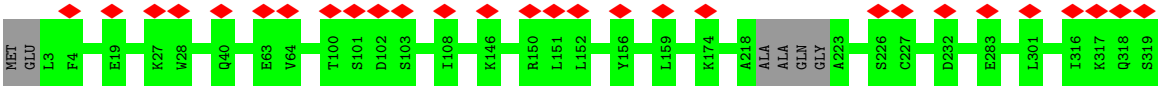

• Molecule 1: Cytosolic protein

Chain Fk:

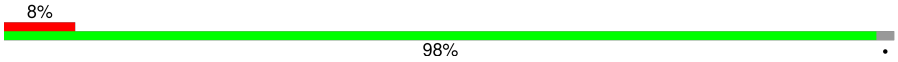

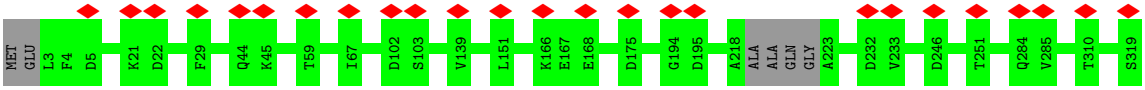

• Molecule 1: Cytosolic protein

Chain Fl:

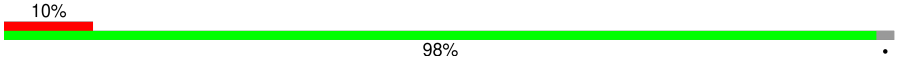

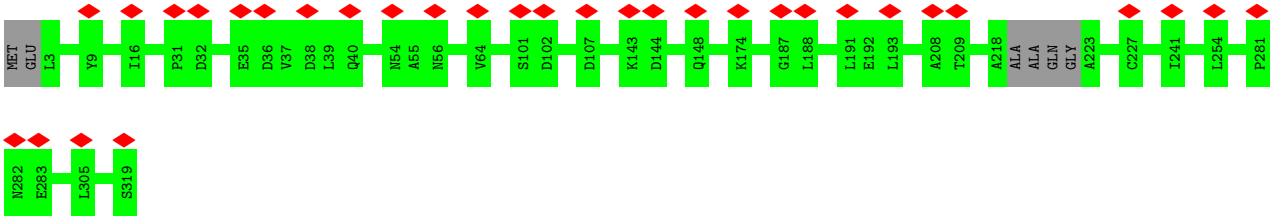

• Molecule 1: Cytosolic protein

Chain Fm:

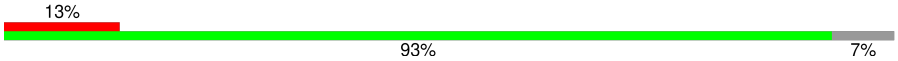

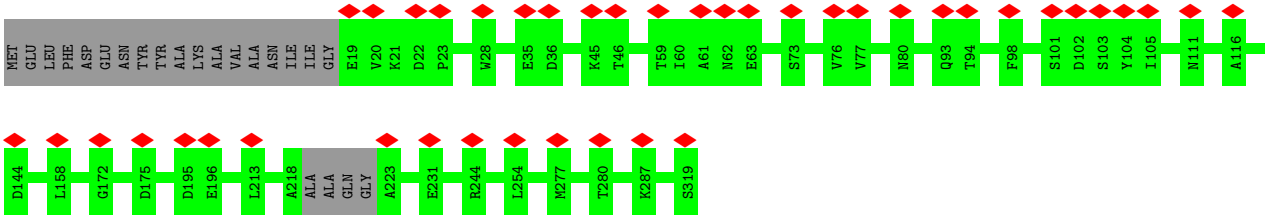

• Molecule 1: Cytosolic protein

Chain Fn:

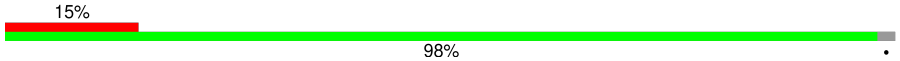

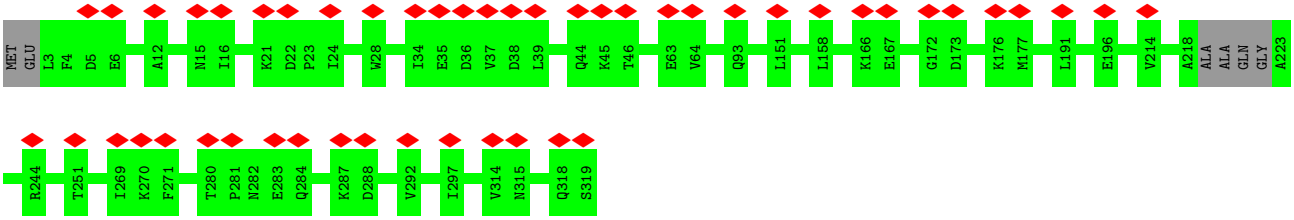

• Molecule 1: Cytosolic protein

Chain Fo:

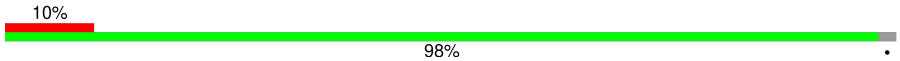

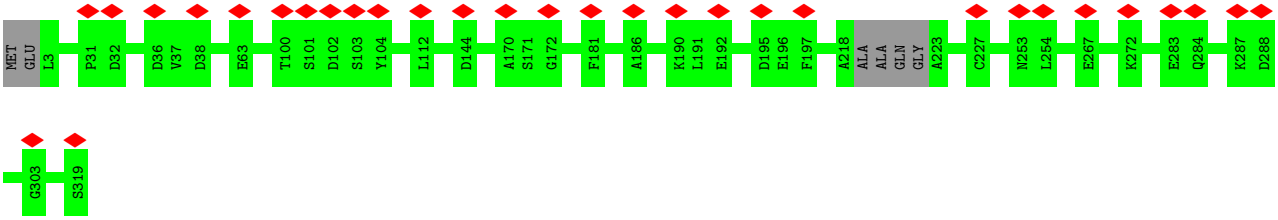

• Molecule 1: Cytosolic protein

Chain Fp:

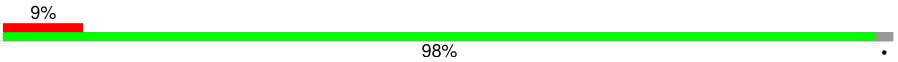

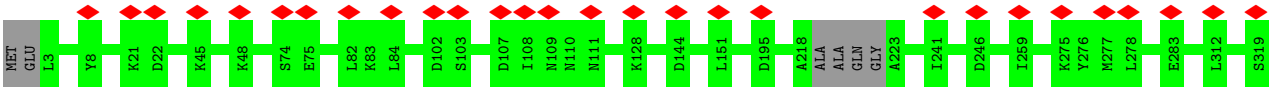

• Molecule 1: Cytosolic protein

Chain Fq:

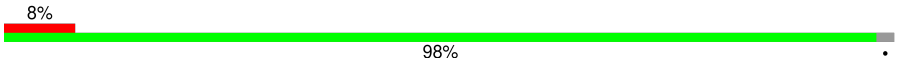

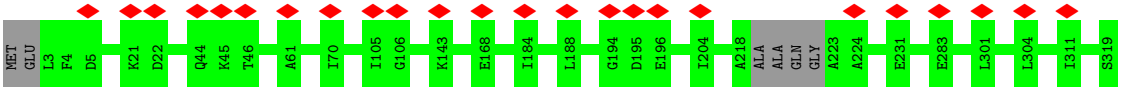

• Molecule 1: Cytosolic protein

Chain Fr:

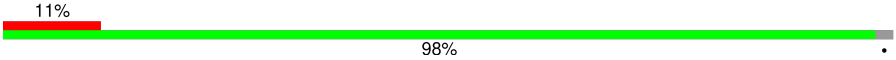

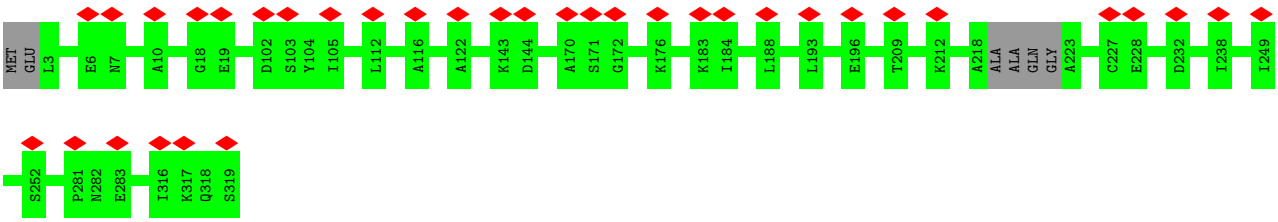

• Molecule 1: Cytosolic protein

Chain Fs:

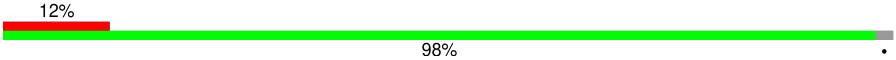

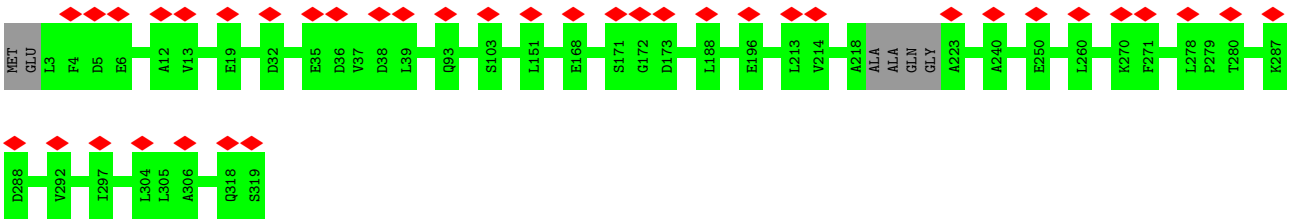

• Molecule 1: Cytosolic protein

Chain Ft:

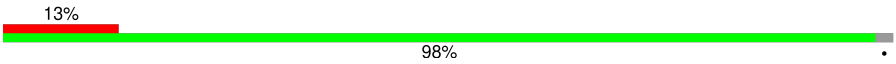

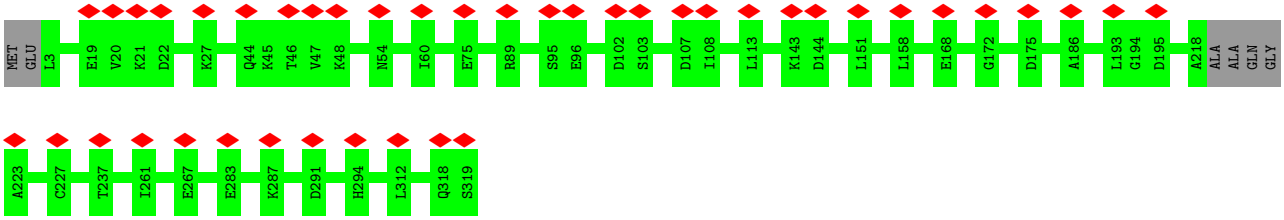

- Molecule 1: Cytosolic protein

Chain Fu:

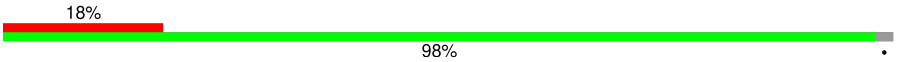

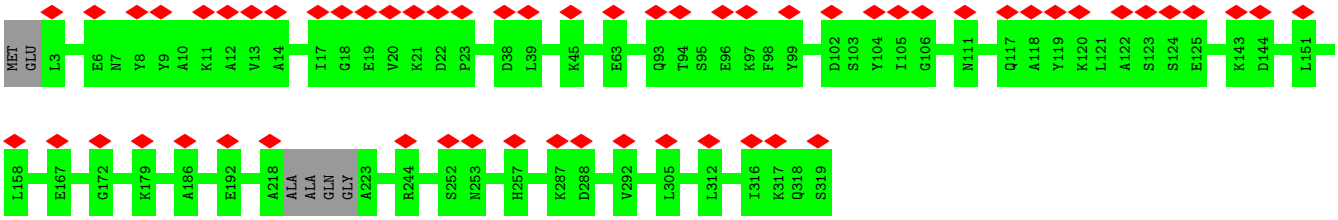

- Molecule 1: Cytosolic protein

Chain Fv:

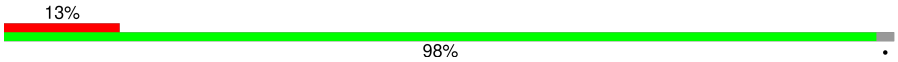

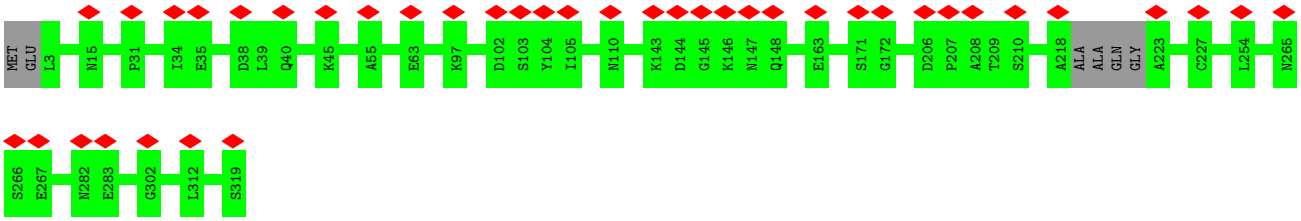

- Molecule 1: Cytosolic protein

Chain Fw:

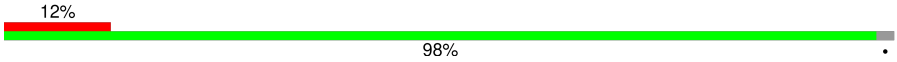

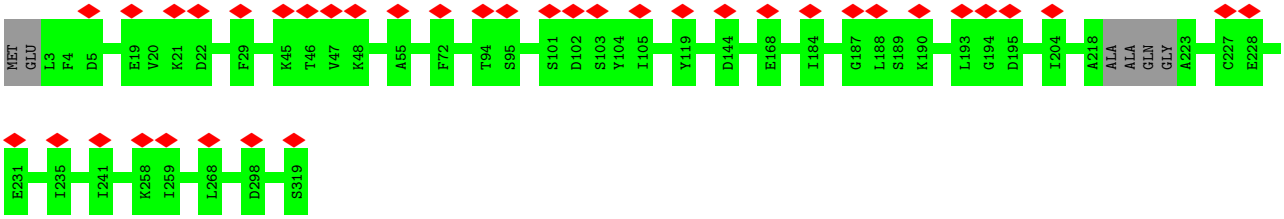

- Molecule 1: Cytosolic protein

Chain Fx:

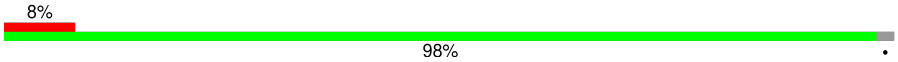

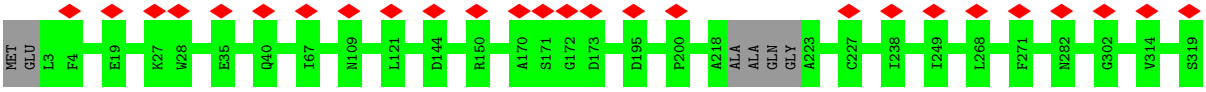

- Molecule 1: Cytosolic protein

Chain Fy:

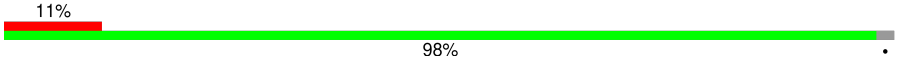

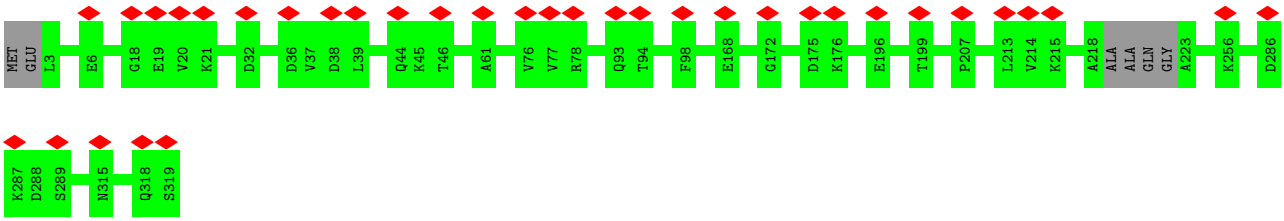

- Molecule 1: Cytosolic protein

Chain Fz:

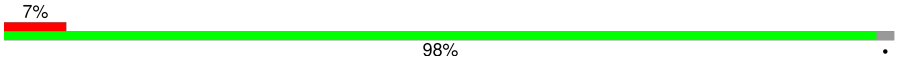

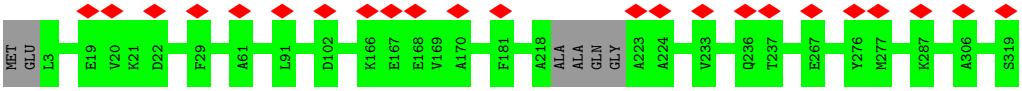

- Molecule 1: Cytosolic protein

Chain GA:

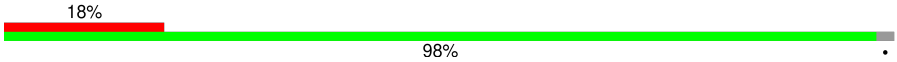

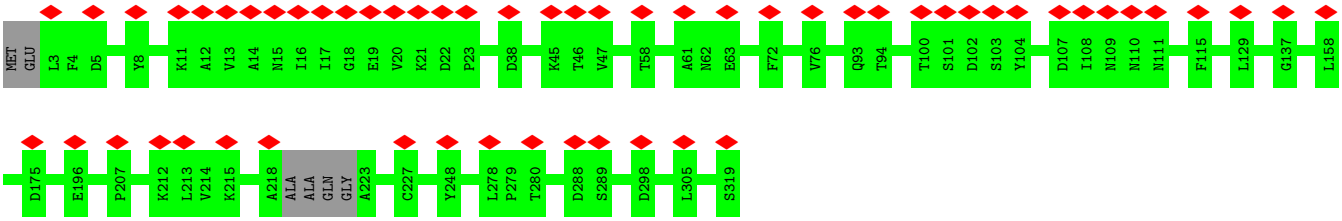

- Molecule 1: Cytosolic protein

Chain GB:

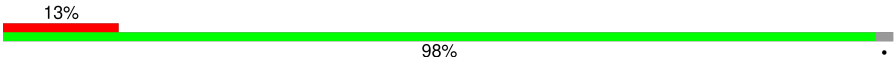

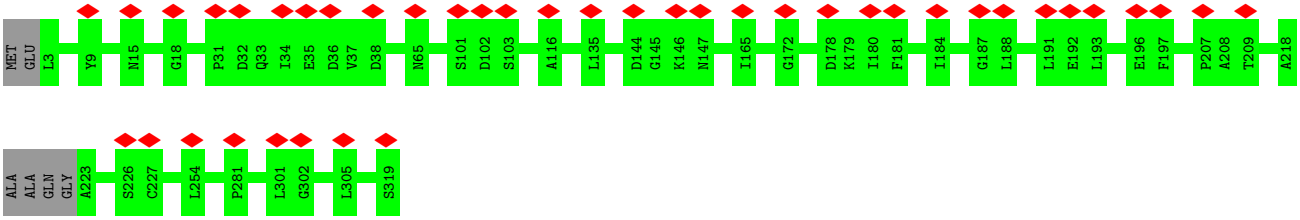

- Molecule 1: Cytosolic protein

Chain GC:

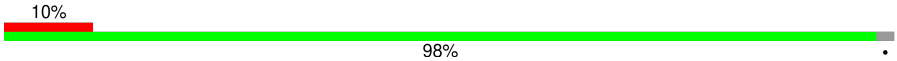

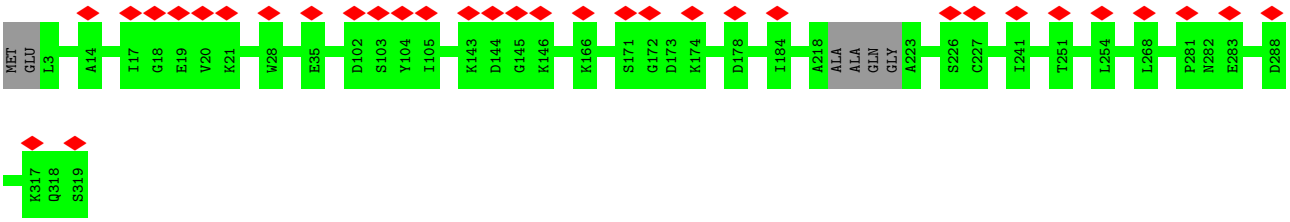

• Molecule 1: Cytosolic protein

Chain GD:

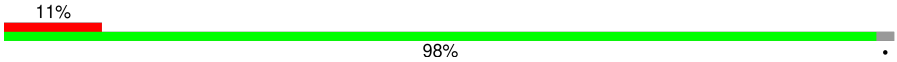

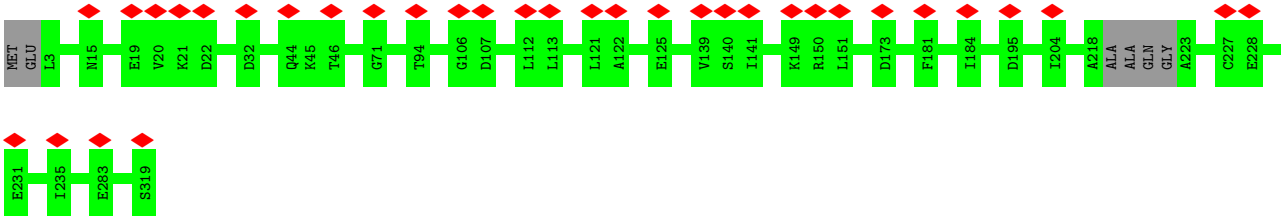

• Molecule 1: Cytosolic protein

Chain GE:

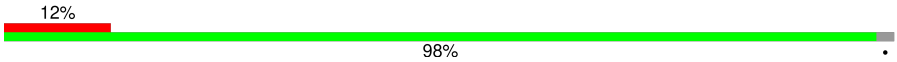

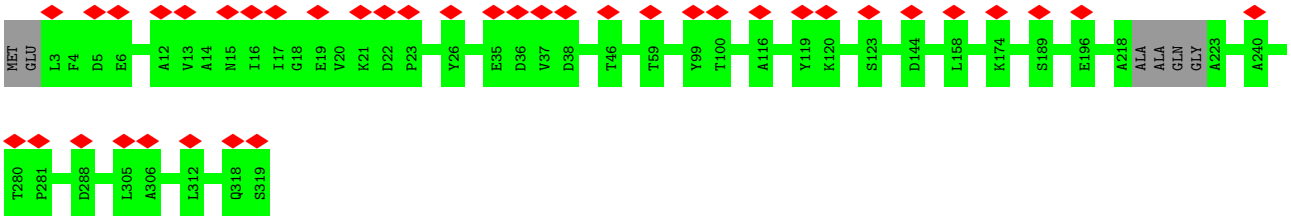

• Molecule 1: Cytosolic protein

Chain GF:

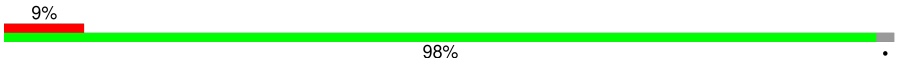

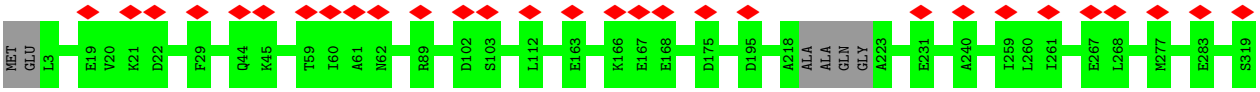

• Molecule 1: Cytosolic protein

Chain GG:

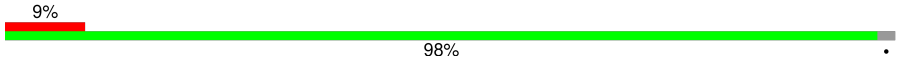

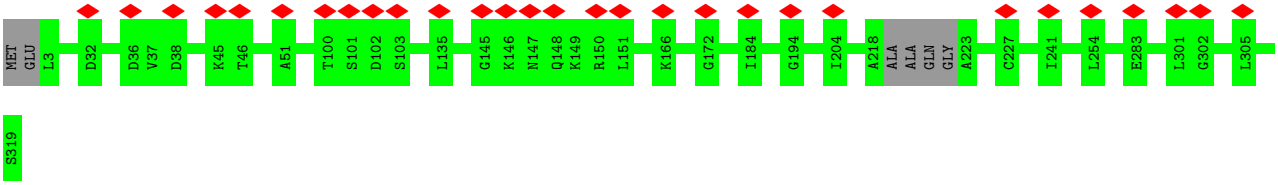

• Molecule 1: Cytosolic protein

Chain GH:

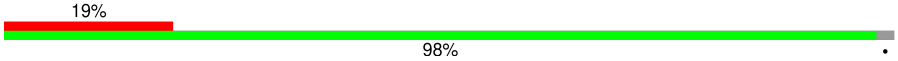

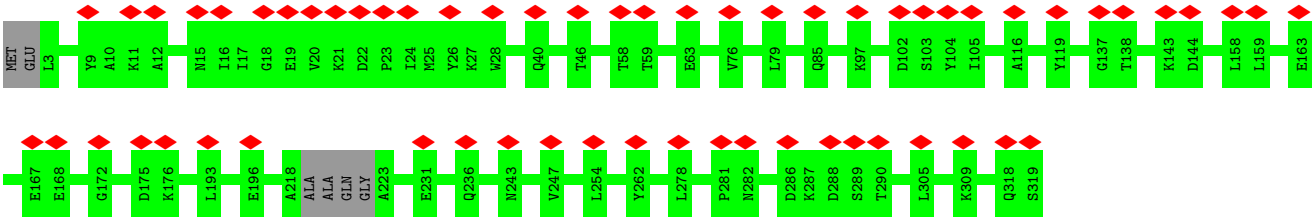

• Molecule 1: Cytosolic protein

Chain GI:

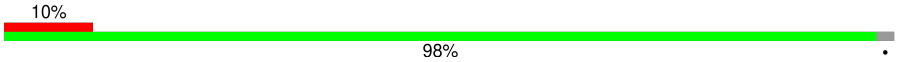

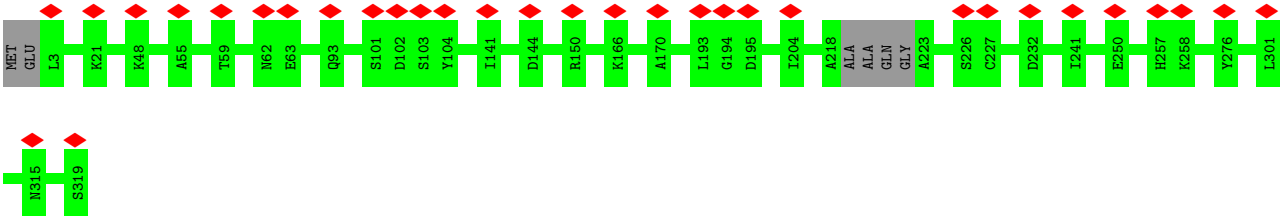

• Molecule 1: Cytosolic protein

Chain GJ:

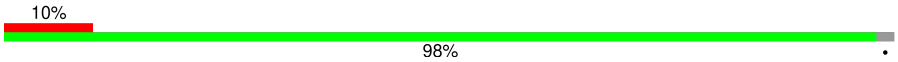

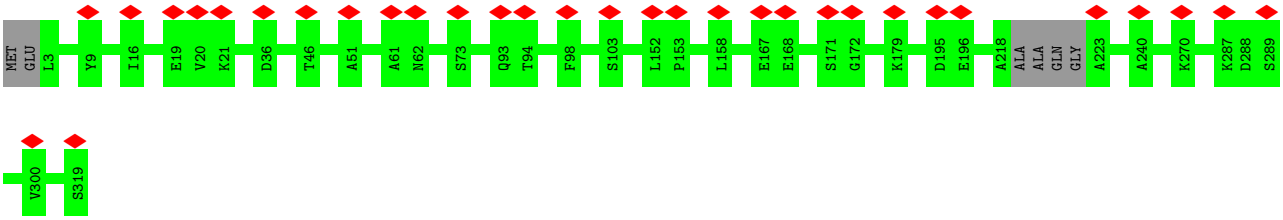

• Molecule 1: Cytosolic protein

Chain GK:

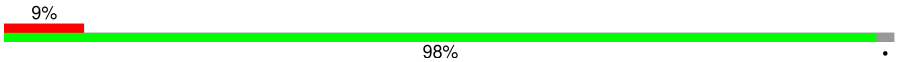

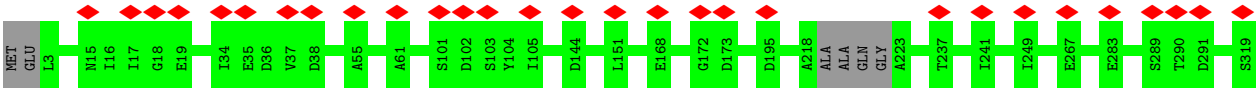

• Molecule 1: Cytosolic protein

Chain GL:

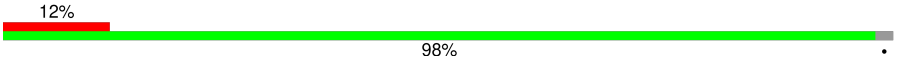

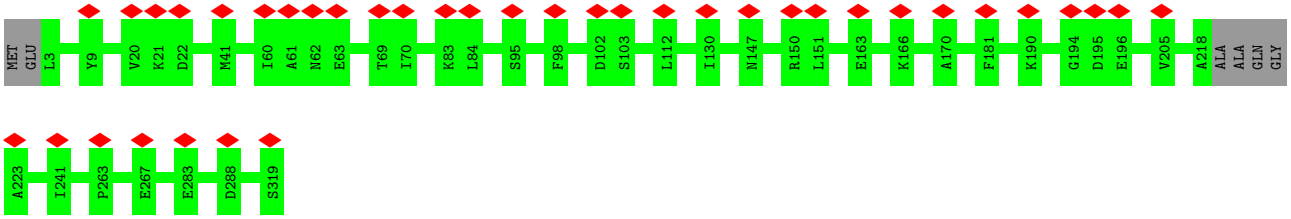

• Molecule 1: Cytosolic protein

Chain GM:

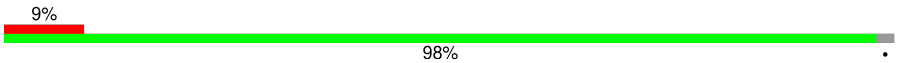

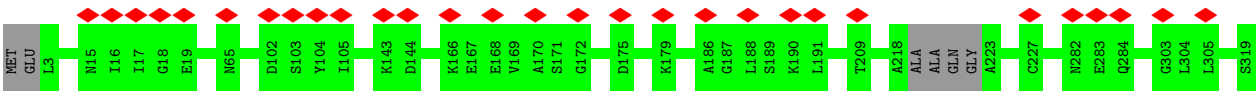

• Molecule 1: Cytosolic protein

Chain GN:

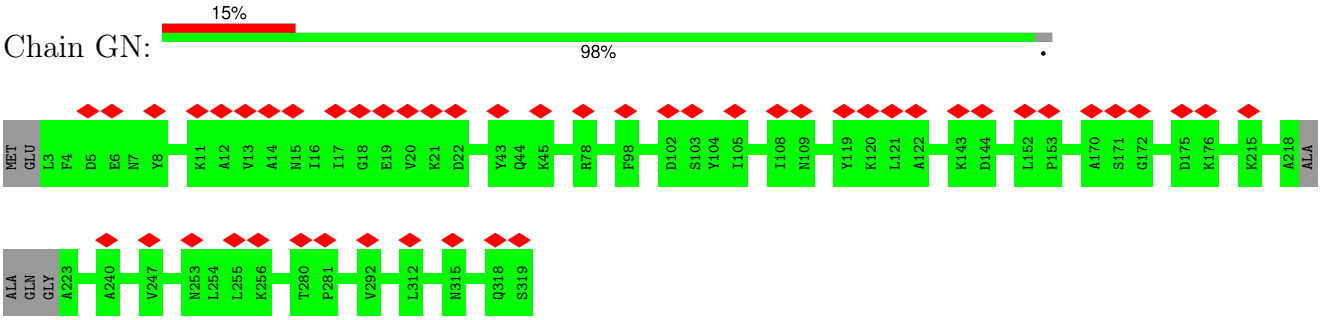

- Molecule 1: Cytosolic protein

Chain GO:

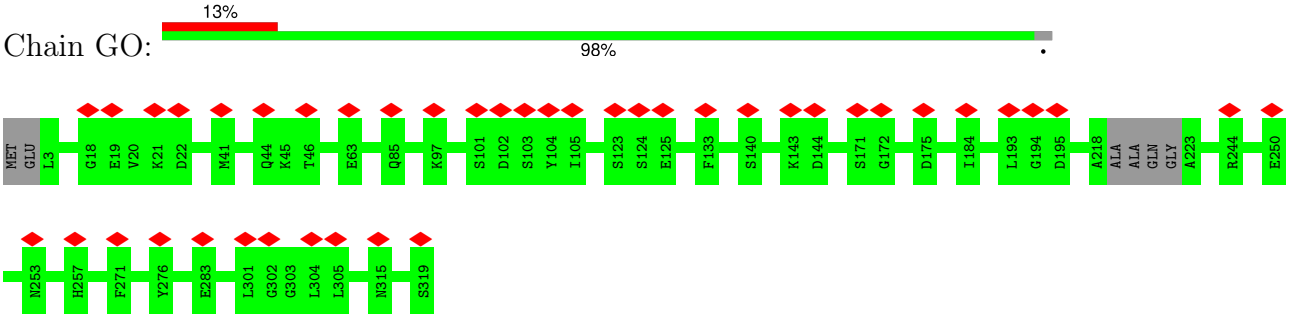

- Molecule 1: Cytosolic protein

Chain GP:

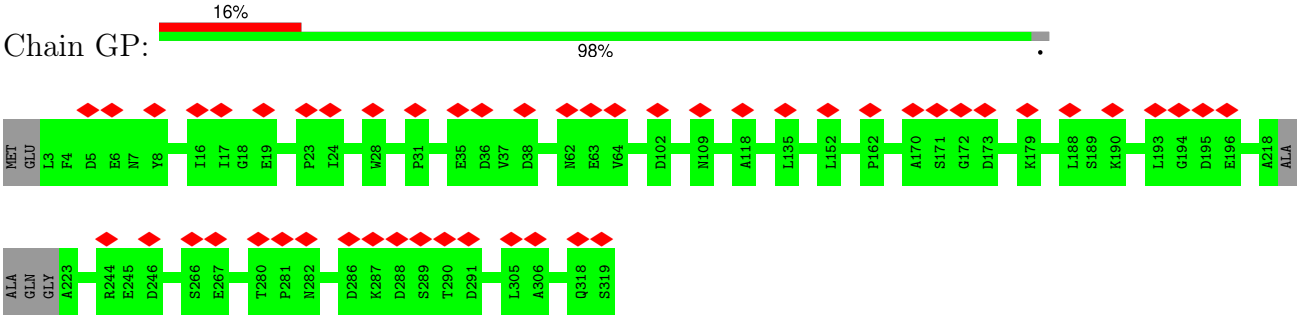

- Molecule 1: Cytosolic protein

Chain GQ:

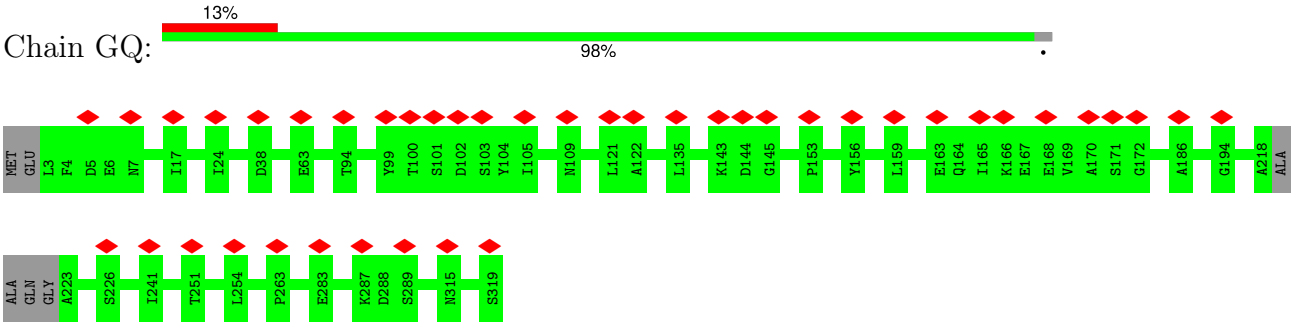

- Molecule 1: Cytosolic protein

Chain GR:

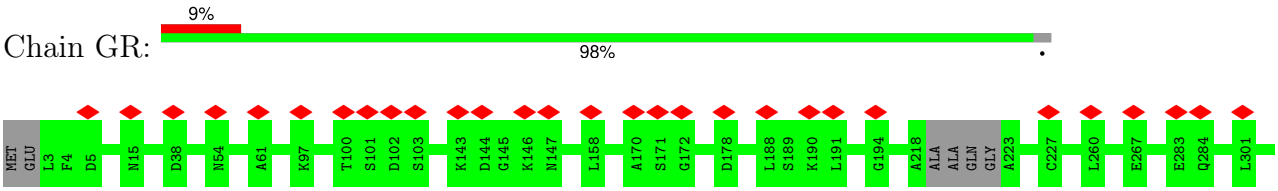


S319
• Molecule 1: Cytosolic protein
Chain GS:
12%
98%
MET GLU L3 E19 V20 K21 D22 T59 I60 A61 N62 E63 I67 R78 S95 D107 L112 D144 R150 L151 E163 K166 E167 E168 V169 A170 S171 G172 D175 F181 E182 K190 L193 G194 D195 V203 I204 A218 ALA ALA GLN GLY A223
A224 C227 I241 L260 I261 E267 V285 N315 Q318 S319
• Molecule 1: Cytosolic protein
Chain GT:
18%
98%
MET GLU L3 F4 D5 E6 N7 Y8 A12 I16 I17 G18 E19 V20 K21 D22 P23 I24 D36 V37 D38 L39 Q40 Q44 K45 A61 N62 E63 V64 K92 Q93 T94 Y99 T100 S123 L129 T138 D144 L152 P153 K166 A170 S171 G172 D173
L191 D195 E196 A218 ALA ALA GLN GLY A223 E267 K270 P273 T280 P281 N282 E283 D286 K287 D291 V292 L304 L305 A306 S319
• Molecule 1: Cytosolic protein
Chain Je:
12%
97%
MET GLU L3 F4 D5 A14 N15 I16 I17 G18 E19 D22 D32 L39 I60 E63 I67 K92 K97 D102 S103 Y104 I105 L151 L188 S189 D195 A218 ALA ALA GLN GLY ALA ALA SER SER C227 Y248 I249 E250 N253 L254 Y262
E267 Y276 E283 Q284 V285 Y296 G302 G303 L304 L305 S319
• Molecule 1: Cytosolic protein
Chain Jf:
12%
98%
MET GLU L3 F4 D5 A10 K11 N15 I16 I17 G18 E19 E35 D36 I60 A61 N62 E63 S95 E96 K97 S101 D102 S103 Y104 I105 G106 D107 A116 L135 K143 D144 K149 G172 D173 K174 D175 A218 ALA ALA GLN GLY A223 C227 E250
I259 E267 T280 P281 N282 E283 D291 S319
• Molecule 1: Cytosolic protein

Chain Jg: 13% 98%

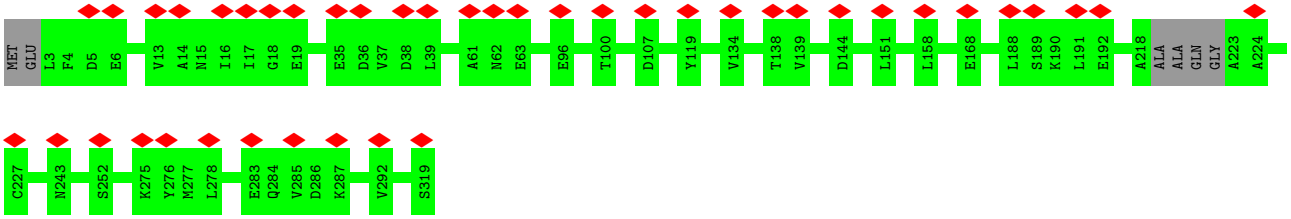

- Molecule 1: Cytosolic protein

Chain Jh: 17% 97%

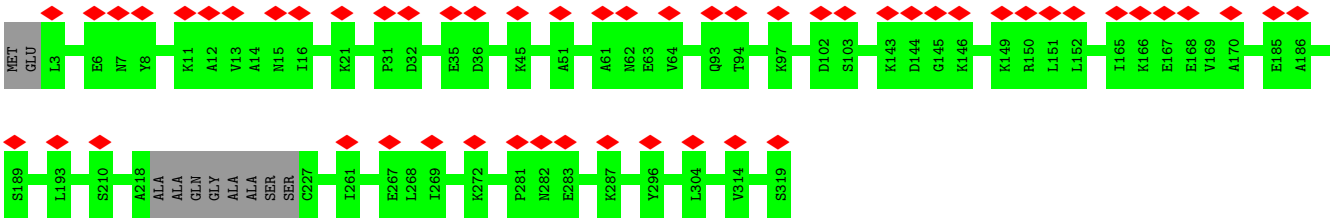

- Molecule 1: Cytosolic protein

Chain Ji: 17% 98%

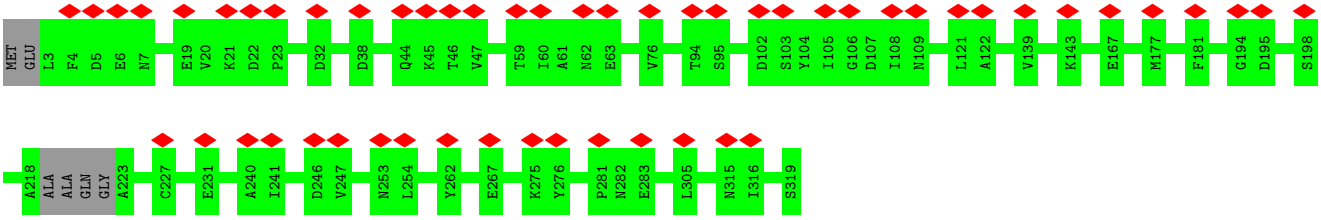

- Molecule 1: Cytosolic protein

Chain Jj: 16% 98%

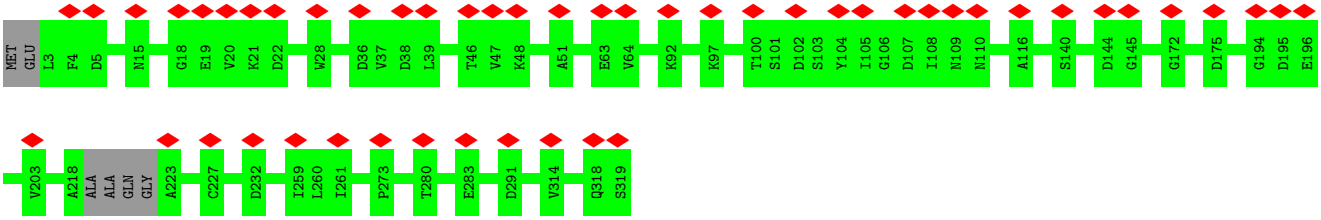

- Molecule 1: Cytosolic protein

Chain Jk: 16% 97%

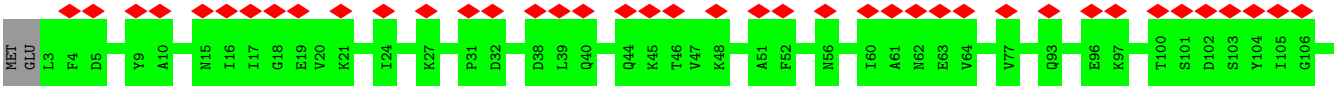

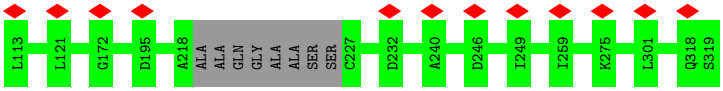

- Molecule 1: Cytosolic protein

Chain Jl:

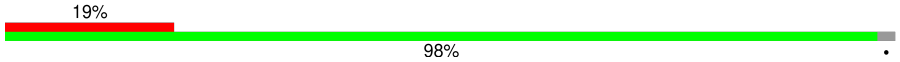

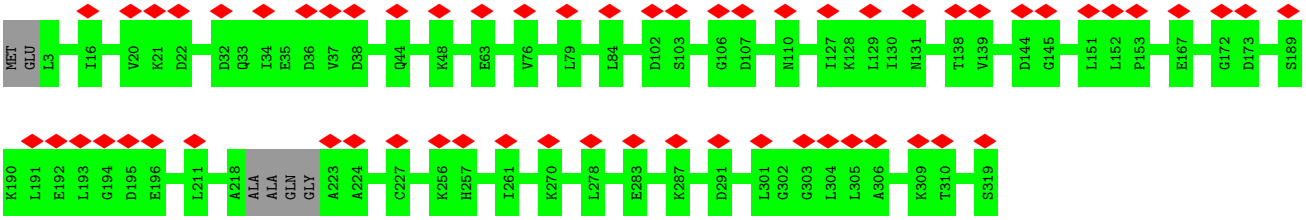

- Molecule 1: Cytosolic protein

Chain Jm:

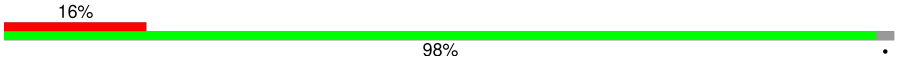

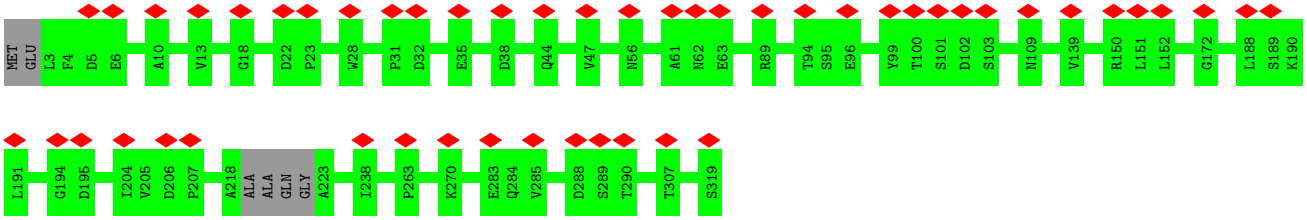

- Molecule 1: Cytosolic protein

Chain Jn:

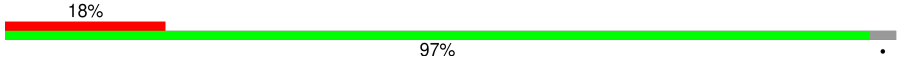

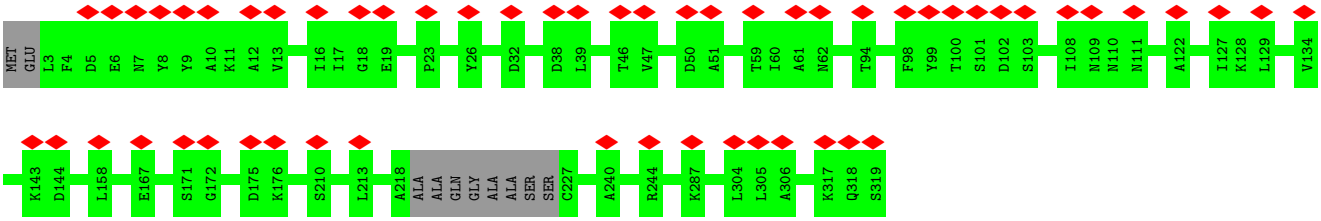

- Molecule 1: Cytosolic protein

Chain Jo:

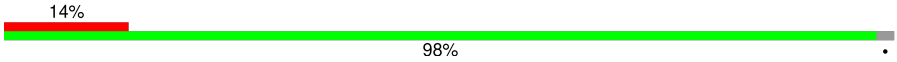

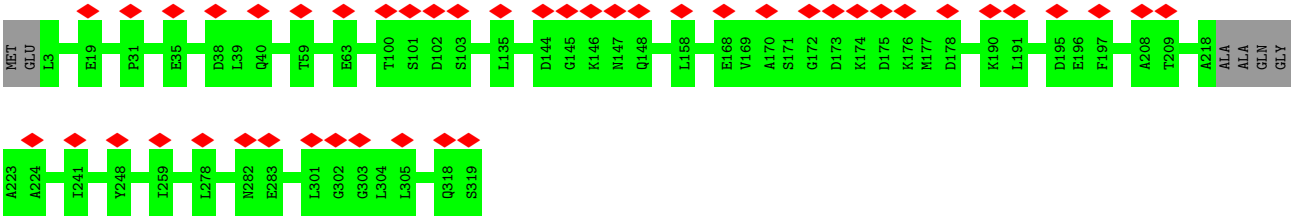

- Molecule 1: Cytosolic protein

Chain Jp: 13% 98%

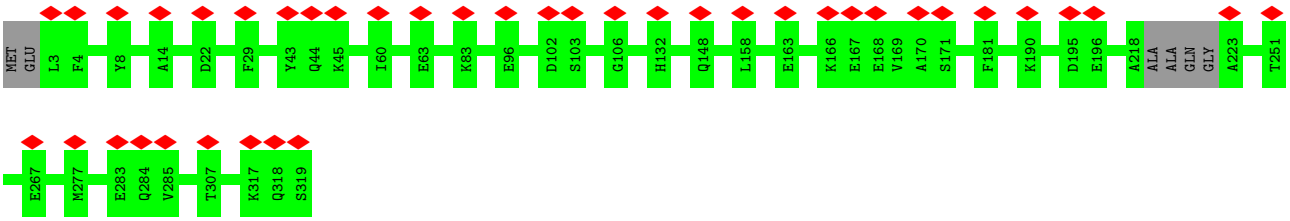

- Molecule 1: Cytosolic protein

Chain Jq: 13% 97%

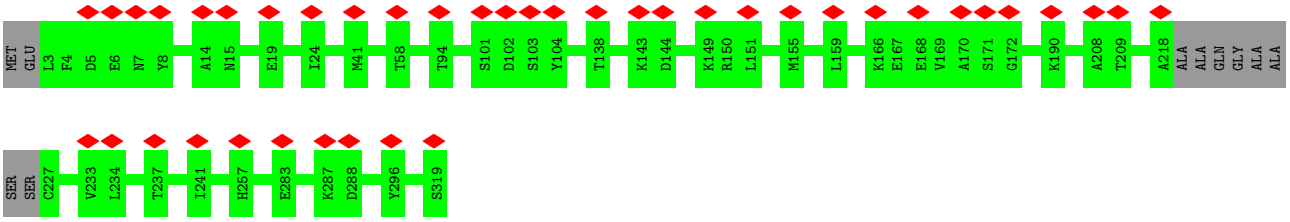

- Molecule 1: Cytosolic protein

Chain Jr: 18% 98%

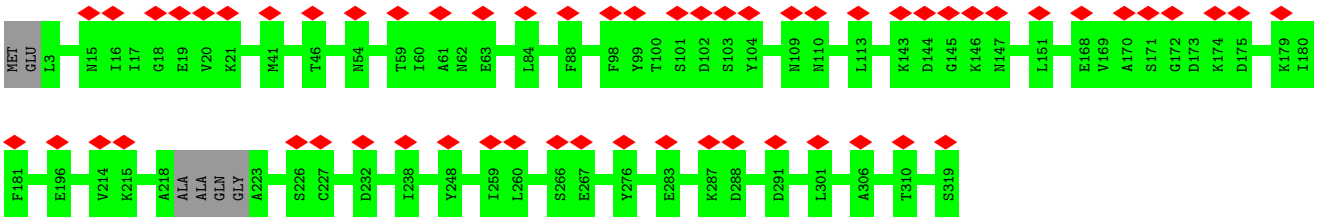

- Molecule 1: Cytosolic protein

Chain Js: 16% 98%

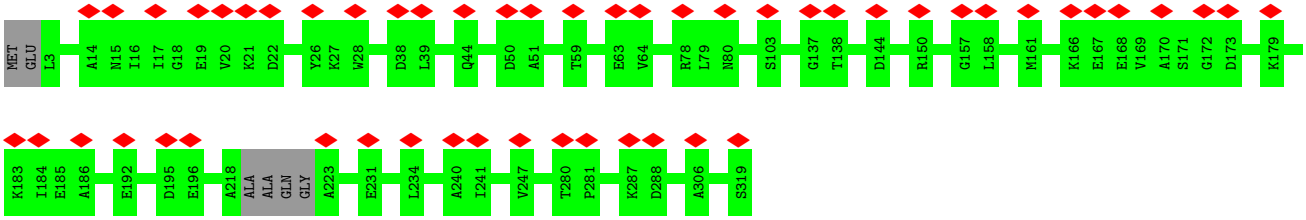

- Molecule 1: Cytosolic protein

Chain Jt: 13% 97%

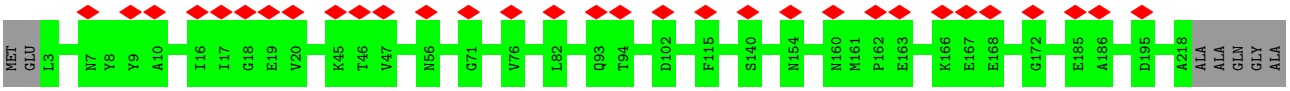

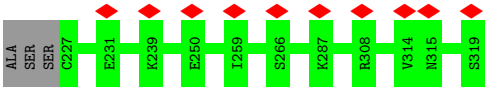

• Molecule 1: Cytosolic protein

Chain Ju:

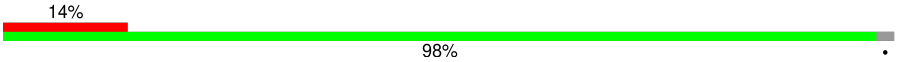

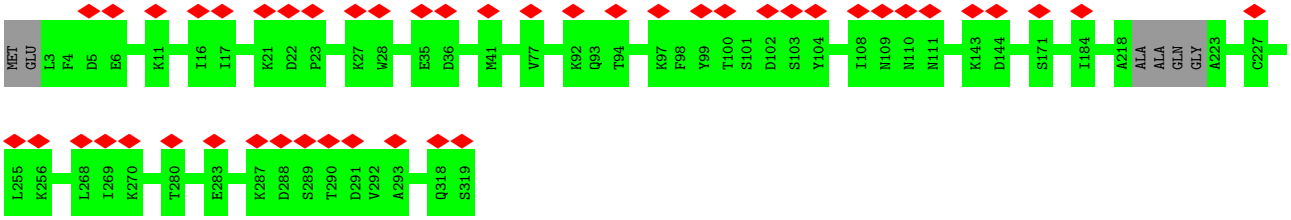

• Molecule 1: Cytosolic protein

Chain Jv:

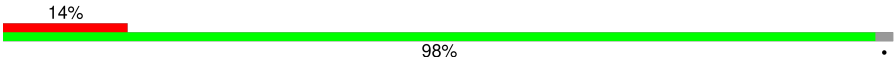

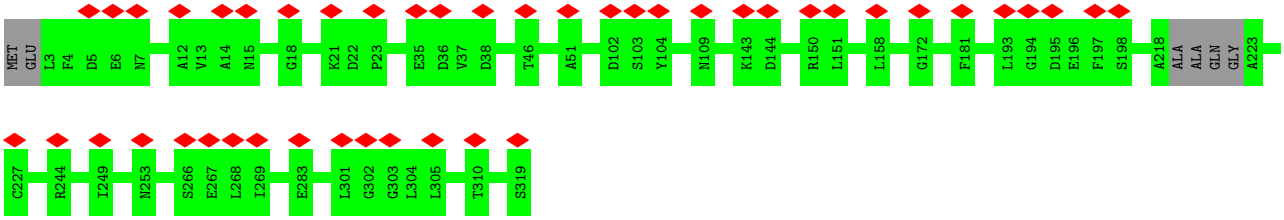

• Molecule 1: Cytosolic protein

Chain Jw:

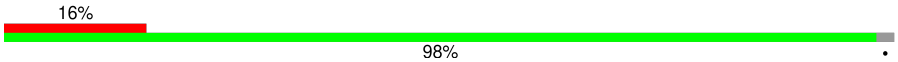

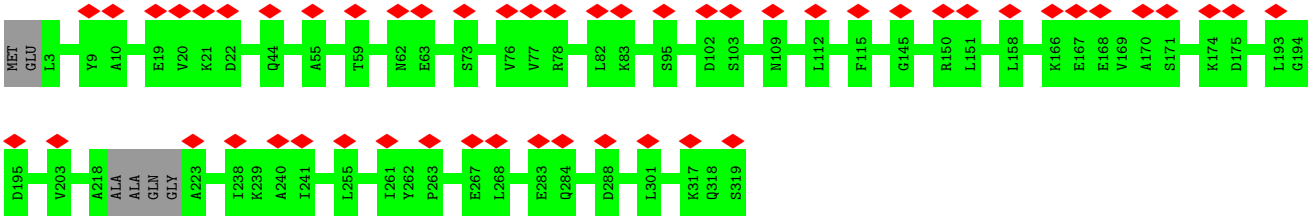

• Molecule 1: Cytosolic protein

Chain Jx:

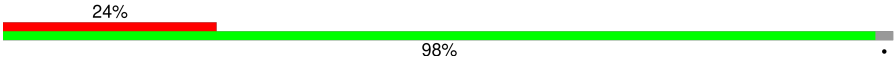

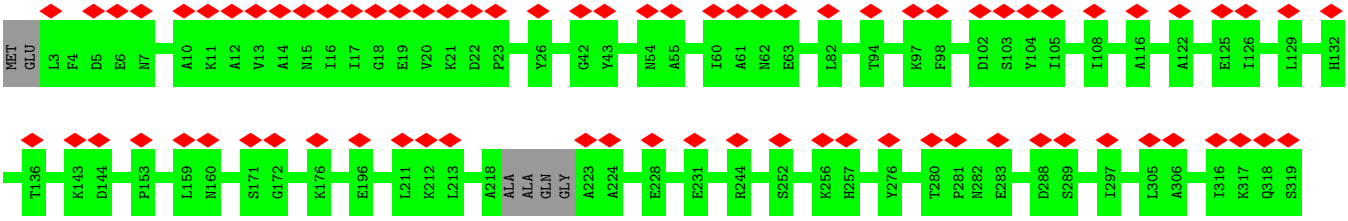

• Molecule 1: Cytosolic protein

Chain Jy:

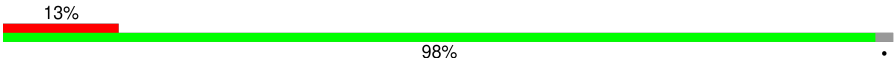

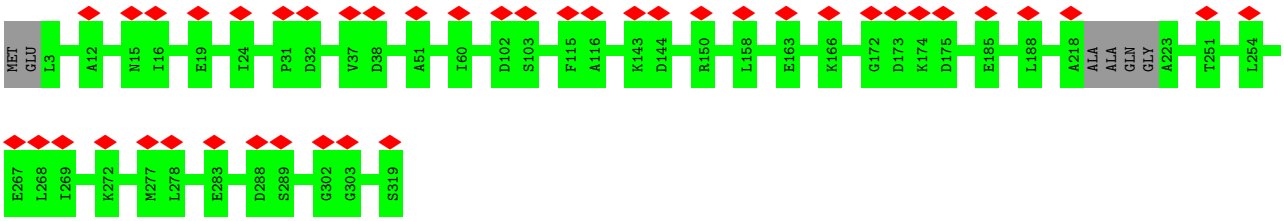

- Molecule 1: Cytosolic protein

Chain Jz:

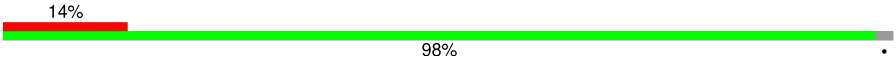

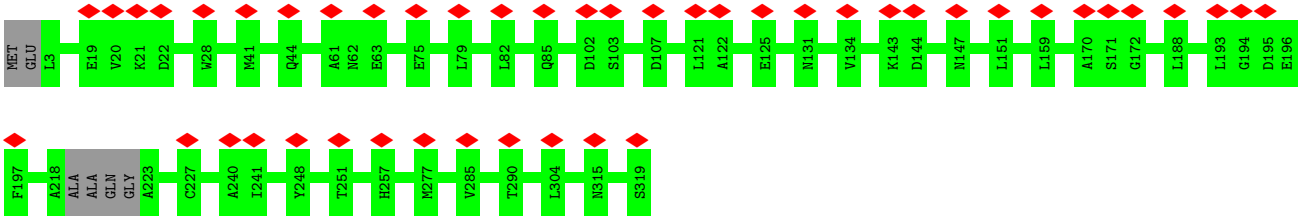

- Molecule 1: Cytosolic protein

Chain KA:

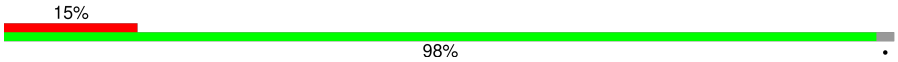

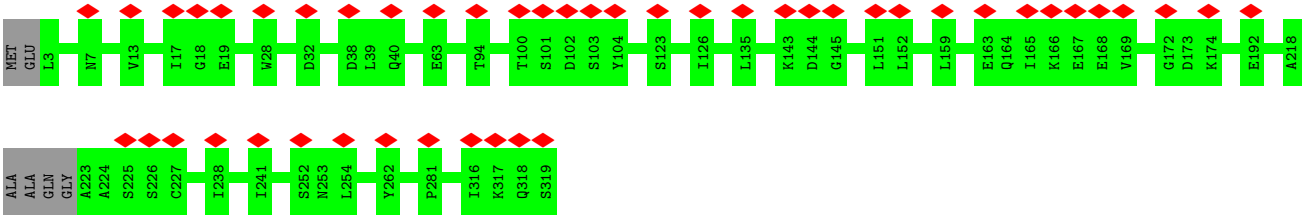

- Molecule 1: Cytosolic protein

Chain KB:

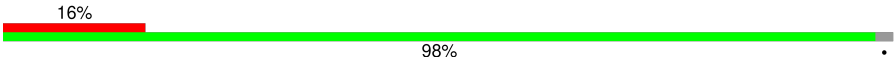

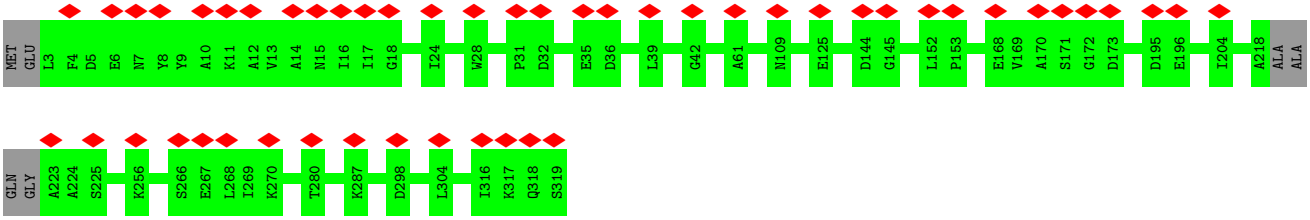

- Molecule 1: Cytosolic protein

Chain KC:

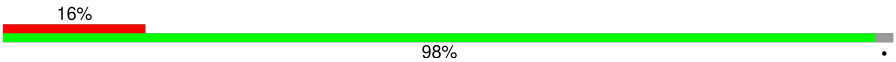

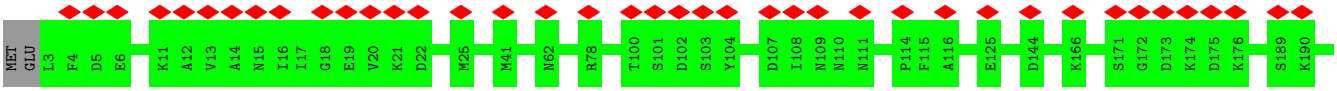

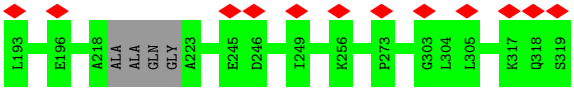

• Molecule 1: Cytosolic protein

Chain KD:

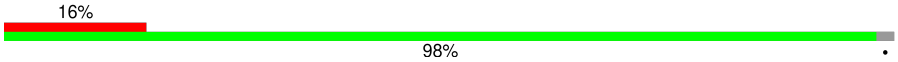

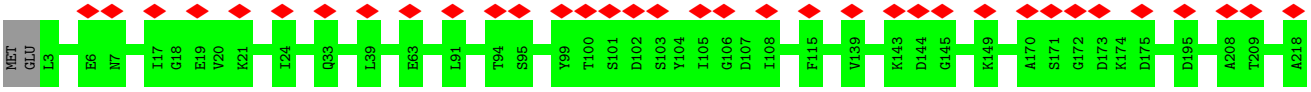

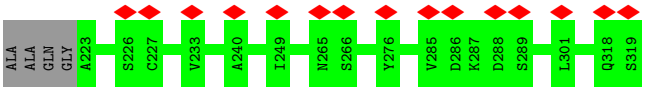

• Molecule 1: Cytosolic protein

Chain KE:

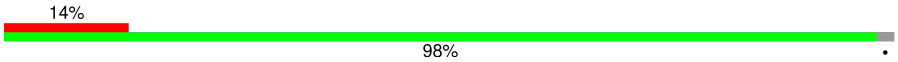

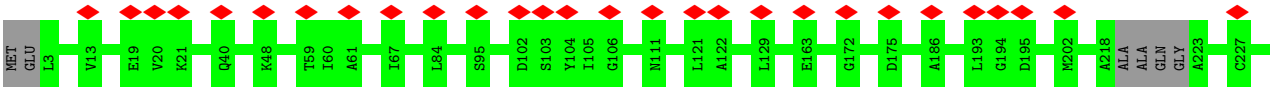

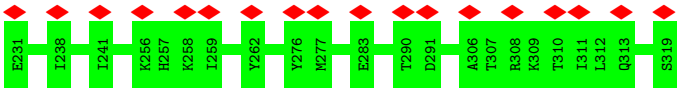

• Molecule 1: Cytosolic protein

Chain KF:

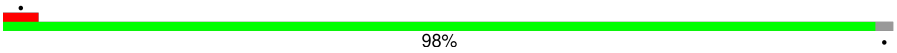

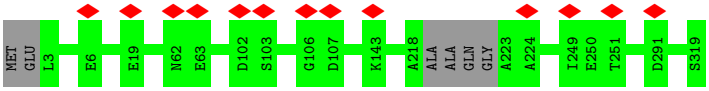

• Molecule 1: Cytosolic protein

Chain KG:

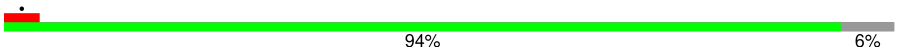

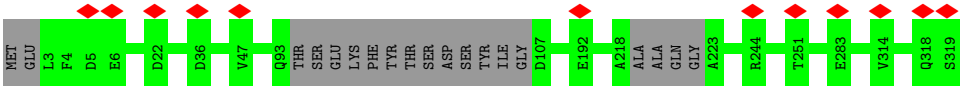

• Molecule 1: Cytosolic protein

Chain KH:

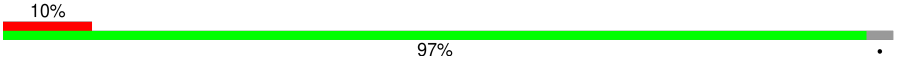

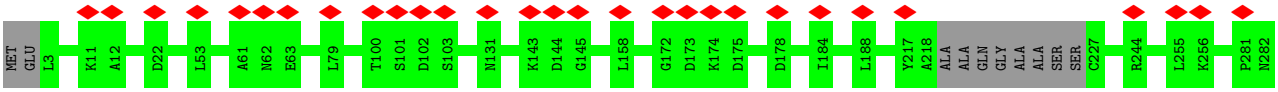

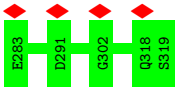

• Molecule 1: Cytosolic protein

Chain KI:

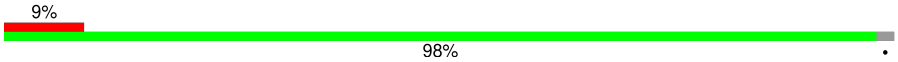

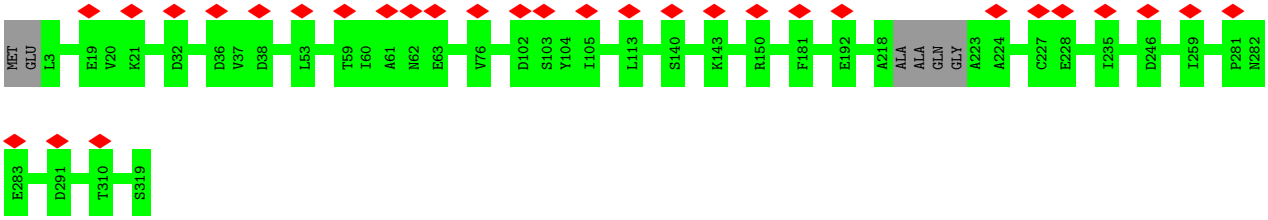

• Molecule 1: Cytosolic protein

Chain KJ:

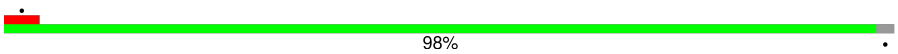

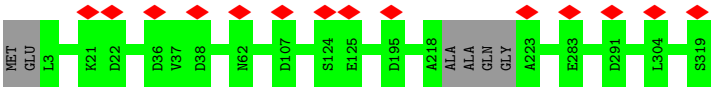

• Molecule 1: Cytosolic protein

Chain KK:

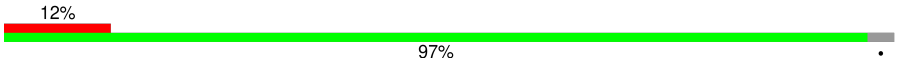

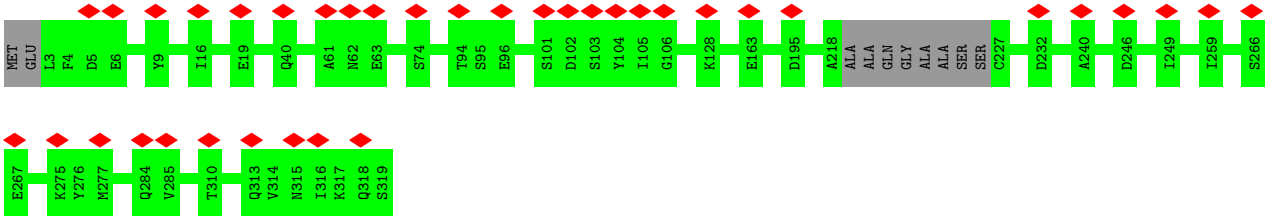

• Molecule 1: Cytosolic protein

Chain KL:

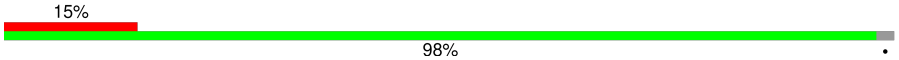

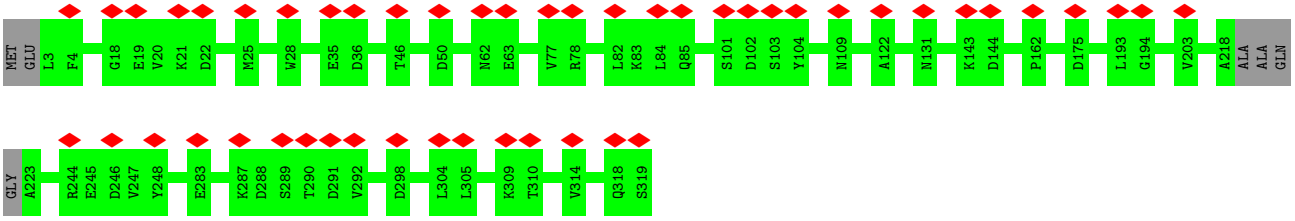

• Molecule 1: Cytosolic protein

Chain KM:

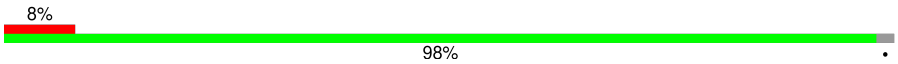

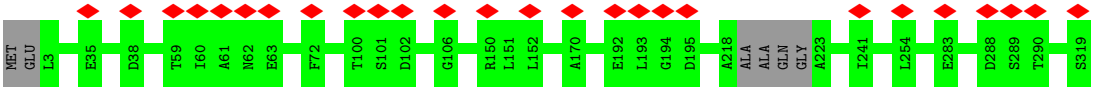

• Molecule 1: Cytosolic protein

Chain KN:

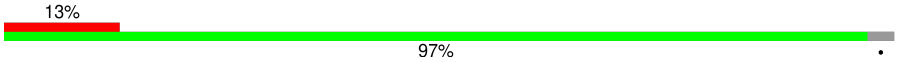

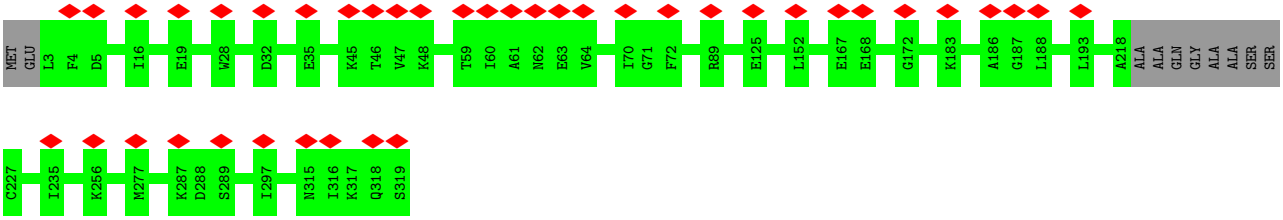

• Molecule 1: Cytosolic protein

Chain KO:

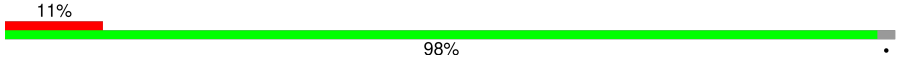

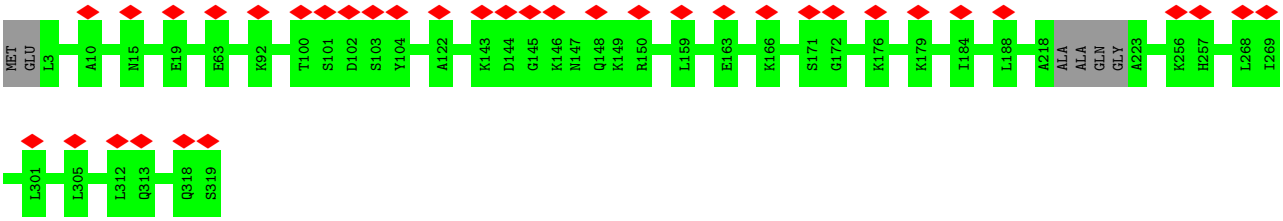

• Molecule 1: Cytosolic protein

Chain KP:

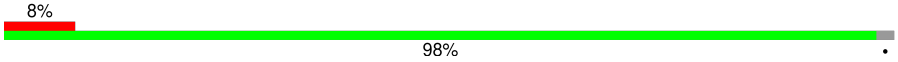

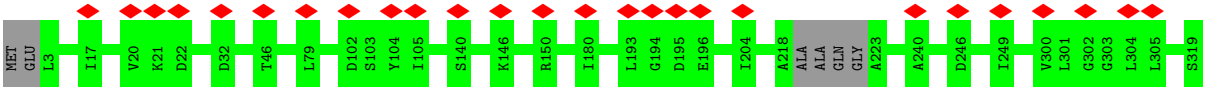

• Molecule 1: Cytosolic protein

Chain KQ:

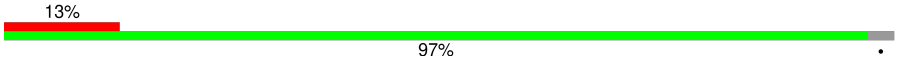

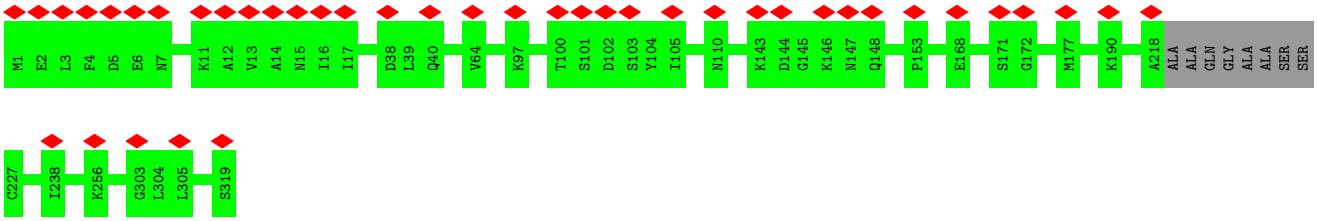

• Molecule 1: Cytosolic protein

Chain KR:

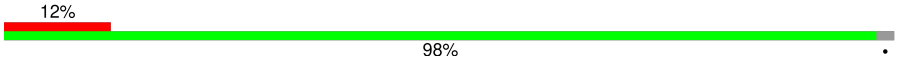

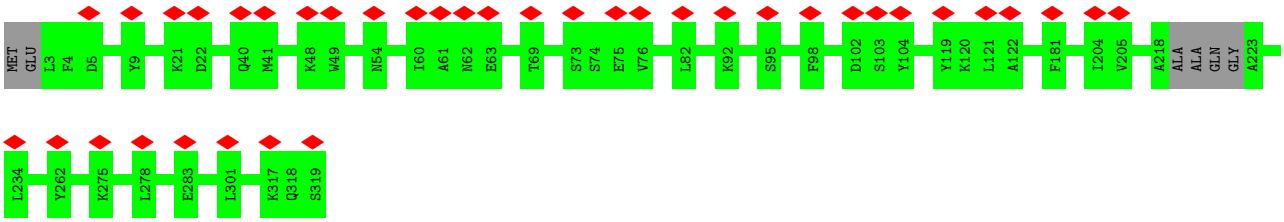

• Molecule 1: Cytosolic protein

Chain KS:

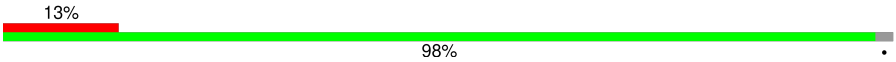

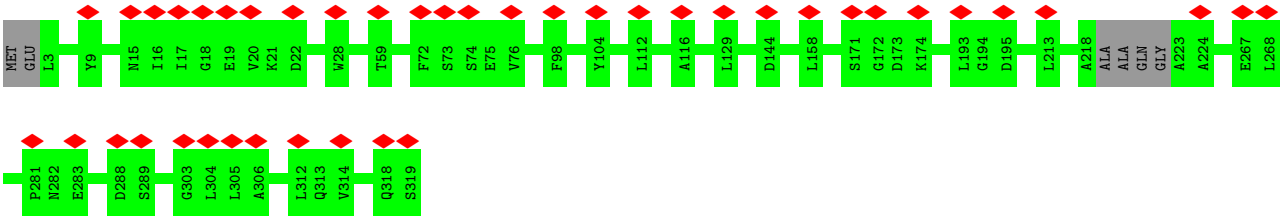

• Molecule 1: Cytosolic protein

Chain KT:

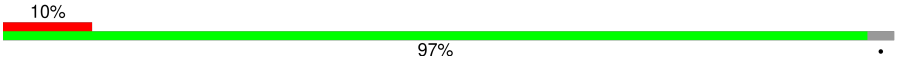

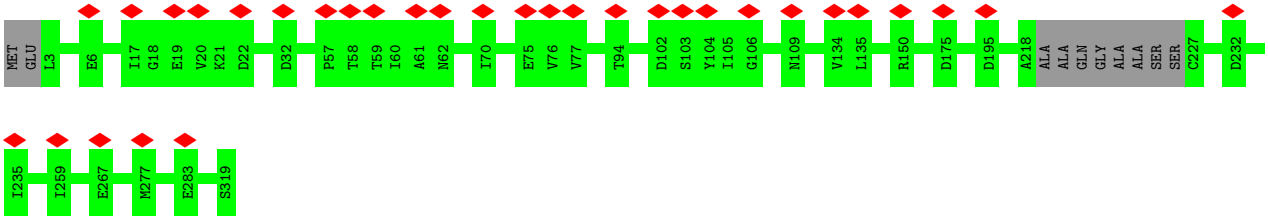

• Molecule 1: Cytosolic protein

Chain KU:

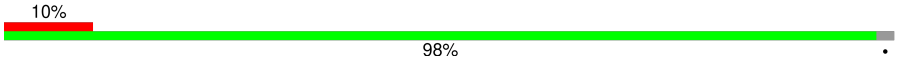

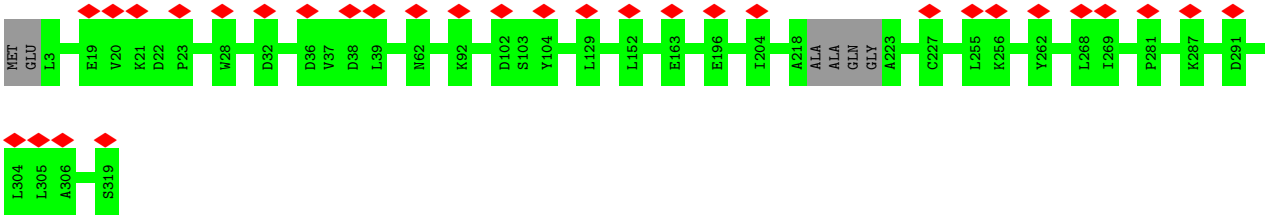

• Molecule 1: Cytosolic protein

Chain KV:

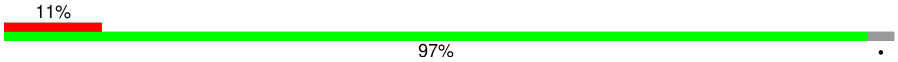

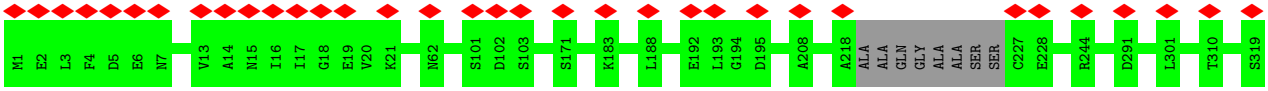

• Molecule 1: Cytosolic protein

Chain KW:

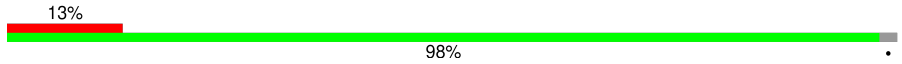

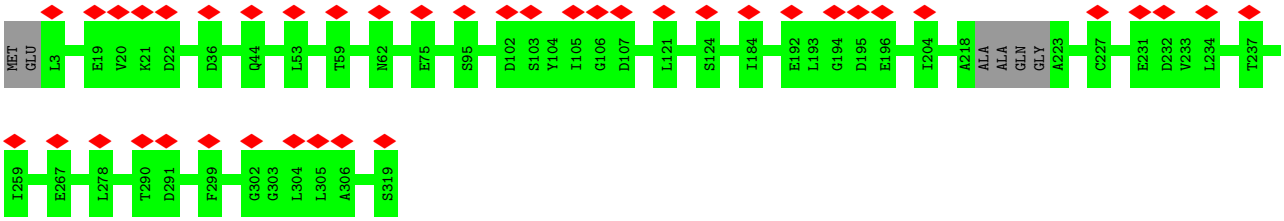

- Molecule 1: Cytosolic protein

Chain KX:

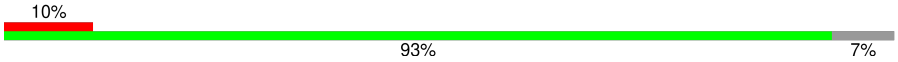

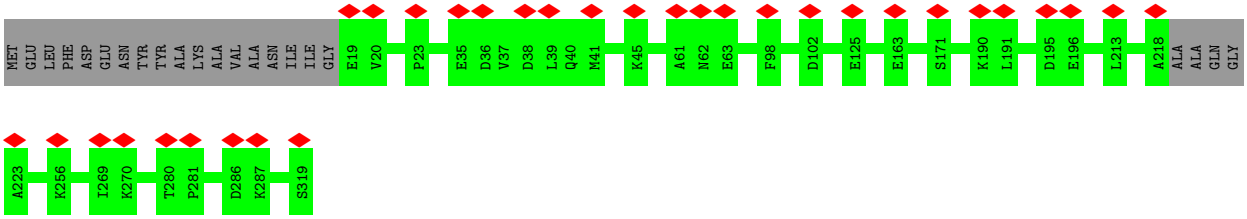

- Molecule 1: Cytosolic protein

Chain KY:

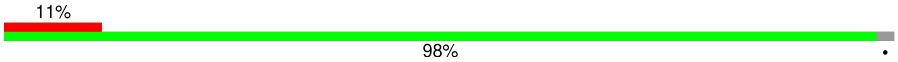

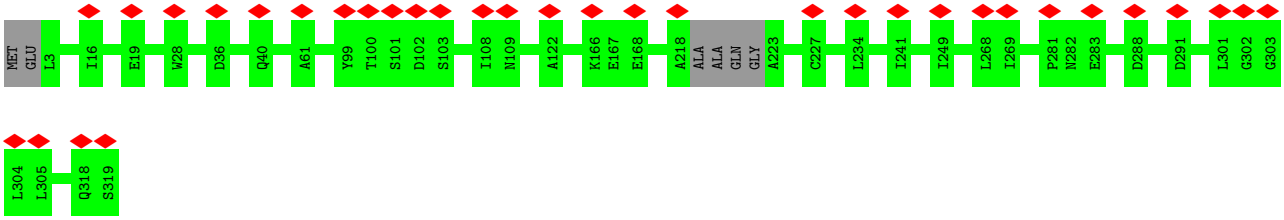

- Molecule 1: Cytosolic protein

Chain KZ:

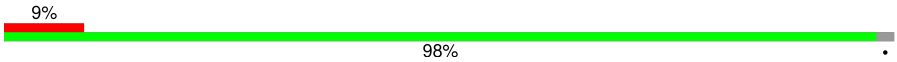

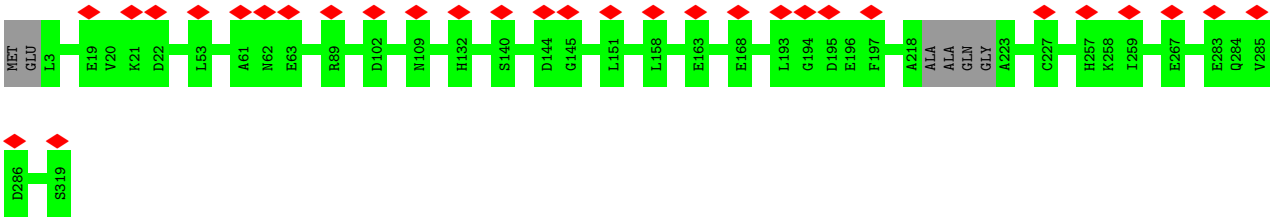

- Molecule 1: Cytosolic protein

Chain Ka:

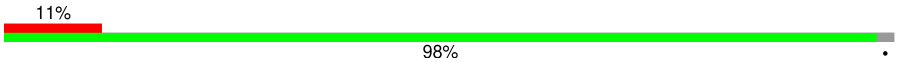

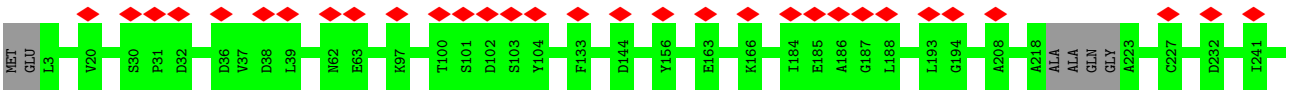

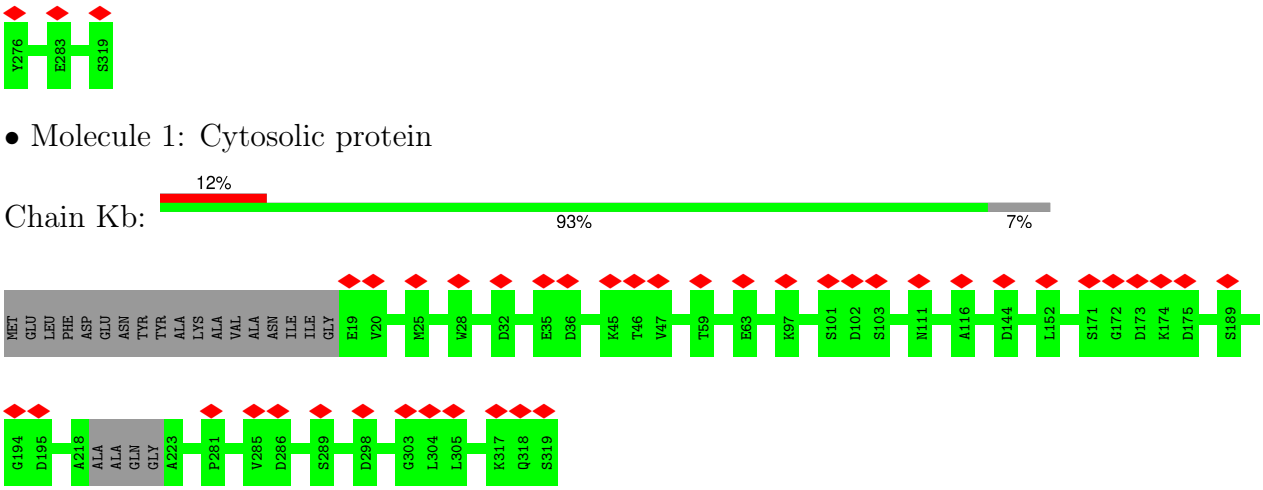
Y276
E283
S319
• Molecule 1: Cytosolic protein
Chain Kb:
12%
93%
7%
MET GLU LEU PHE ASP GLU ASN TYR TYR ALA LYS ALA VAL ALA ASN ILE ILE GLY E19 V20 M25 W28 D32 E35 D36 K45 T46 V47 T59 E63 K97 S101 D102 S103 N111 A116 D144 L152 S171 G172 D173 K174 D175 S189
G194 D195 A218 ALA ALA GLN GLY A223 P281 V285 D286 S289 D298 G303 L304 L305 K317 Q318 S319

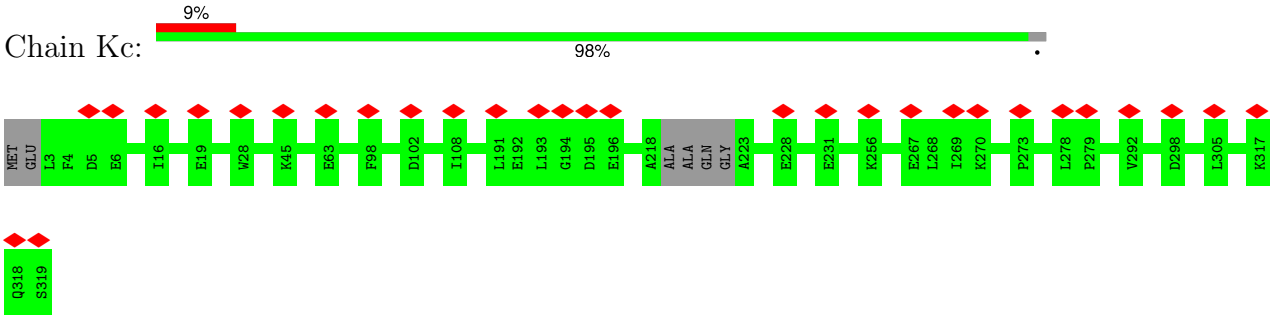
• Molecule 1: Cytosolic protein
Chain Kc:
9%
98%
MET GLU L3 F4 D5 E6 I16 E19 W28 K45 E63 F98 D102 I108 L191 E192 L193 G194 D195 E196 A218 ALA ALA GLN GLY A223 E228 E231 K256 E267 L268 I269 K270 P273 L278 P279 V292 D298 L305 K317
Q318 S319

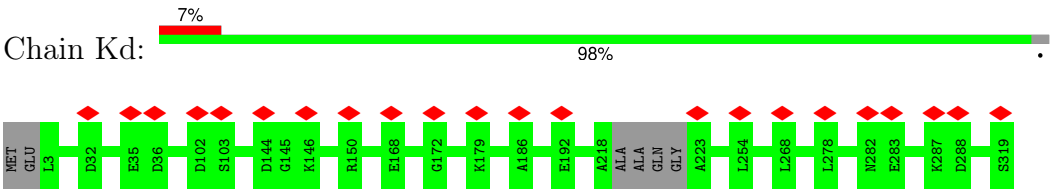
• Molecule 1: Cytosolic protein
Chain Kd:
7%
98%
MET GLU L3 D32 E35 D36 D102 S103 D144 G145 K146 R150 E168 G172 K179 A186 E192 A218 ALA ALA GLN GLY A223 L254 L268 L278 N282 E283 K287 D288 S319

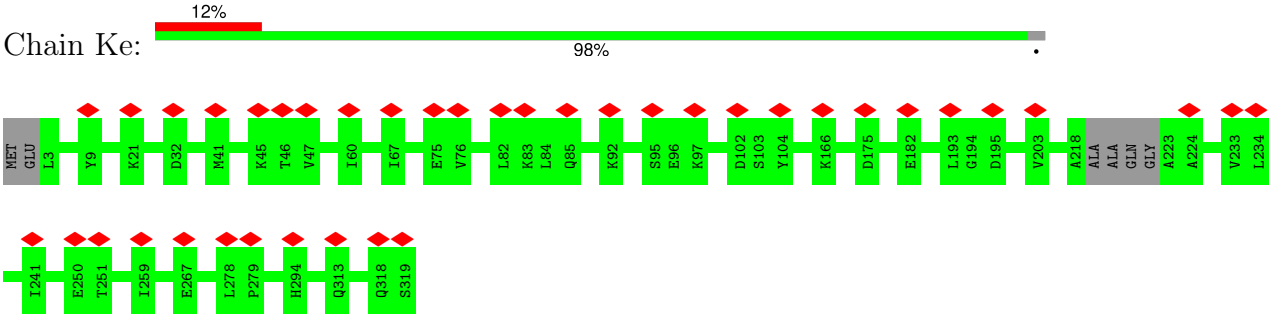
• Molecule 1: Cytosolic protein
Chain Ke:
12%
98%
MET GLU L3 Y9 K21 D32 K41 K45 T46 V47 I60 I67 E75 V76 L82 K83 L84 Q85 K92 S95 E96 K97 D102 S103 Y104 K166 D175 E182 L193 G194 D195 V203 A218 ALA ALA GLN GLY A223 A224 V233 L234
T241 E250 T251 I259 E267 L278 P279 H294 Q313 Q318 S319

• Molecule 1: Cytosolic protein
Chain Kf:
10%
98%

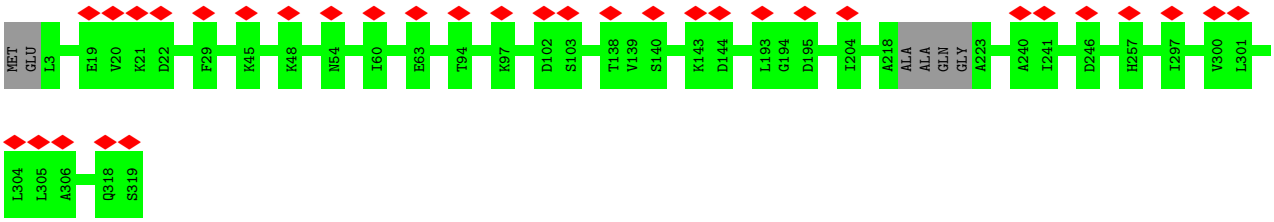

• Molecule 1: Cytosolic protein

Chain Kg:

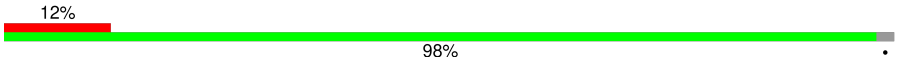

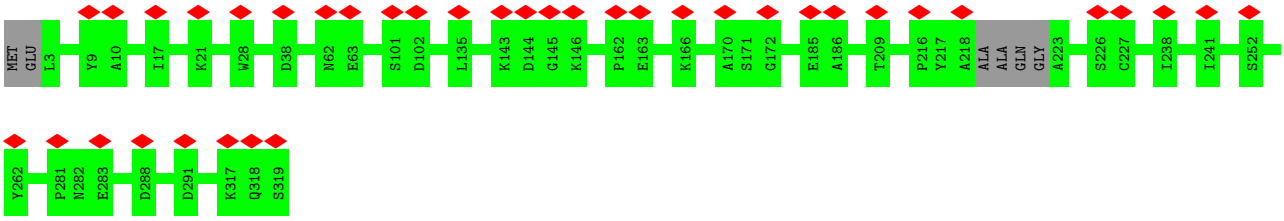

• Molecule 1: Cytosolic protein

Chain Kh:

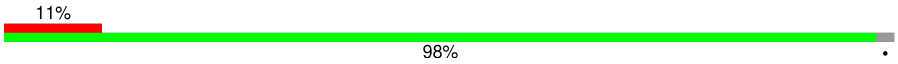

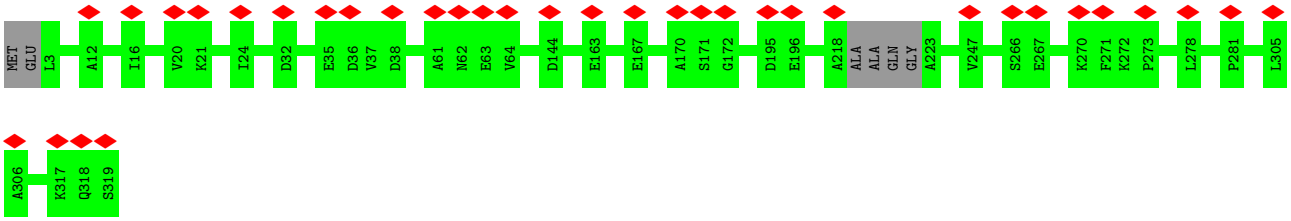

• Molecule 1: Cytosolic protein

Chain Ki:

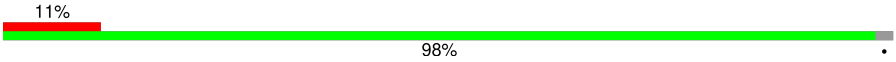

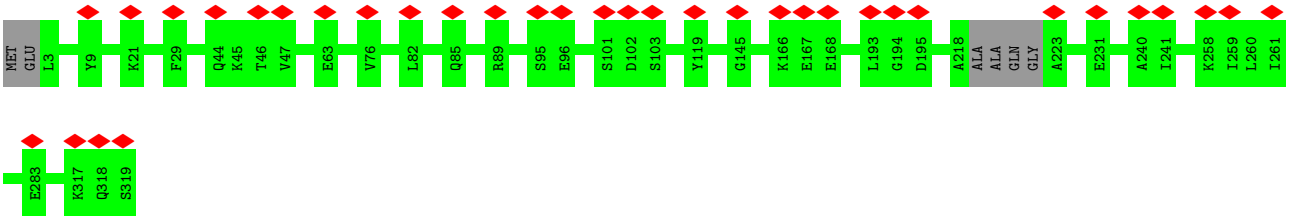

• Molecule 1: Cytosolic protein

Chain Kj:

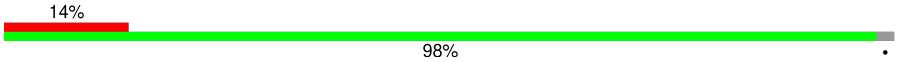

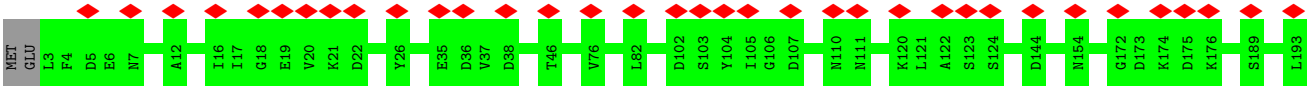

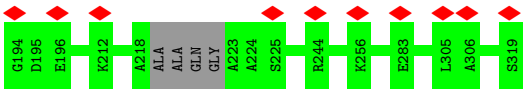

• Molecule 1: Cytosolic protein

Chain Kk:

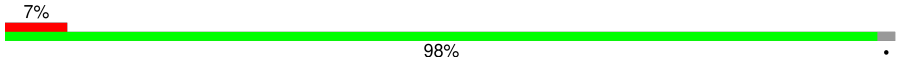

• Molecule 1: Cytosolic protein

Chain Kl:

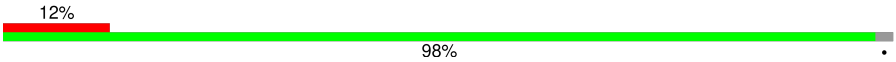

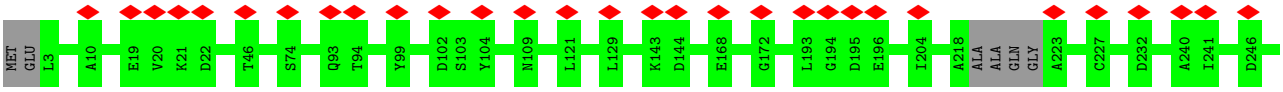

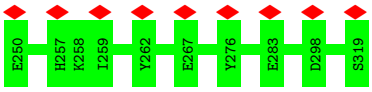

• Molecule 1: Cytosolic protein

Chain Km:

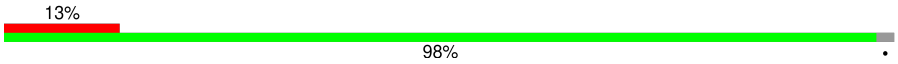

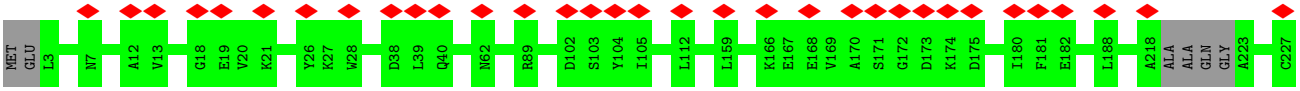

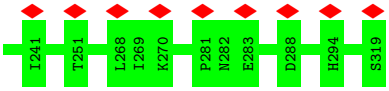

• Molecule 1: Cytosolic protein

Chain Kn:

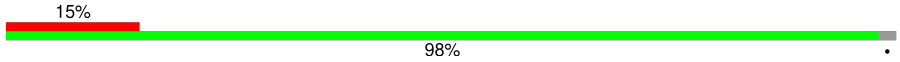

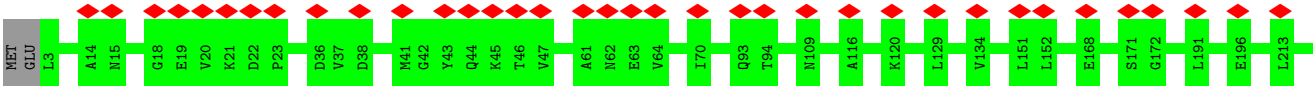

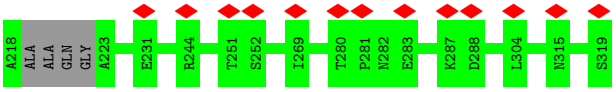

• Molecule 1: Cytosolic protein

Chain Ko:

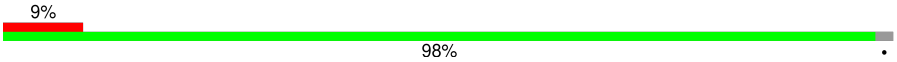

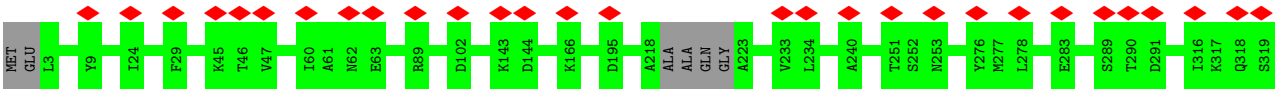

• Molecule 1: Cytosolic protein

Chain Kp:

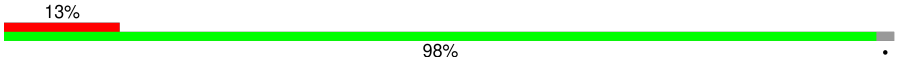

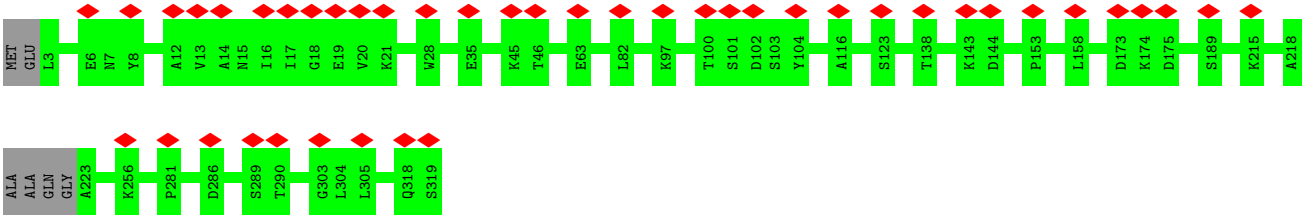

• Molecule 1: Cytosolic protein

Chain Kq:

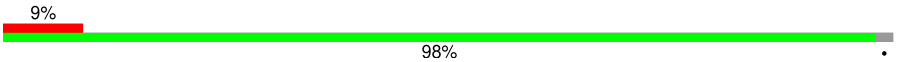

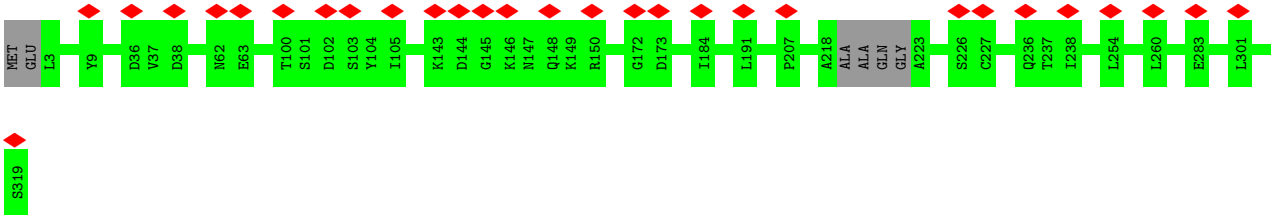

• Molecule 1: Cytosolic protein

Chain Kr:

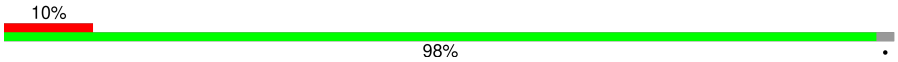

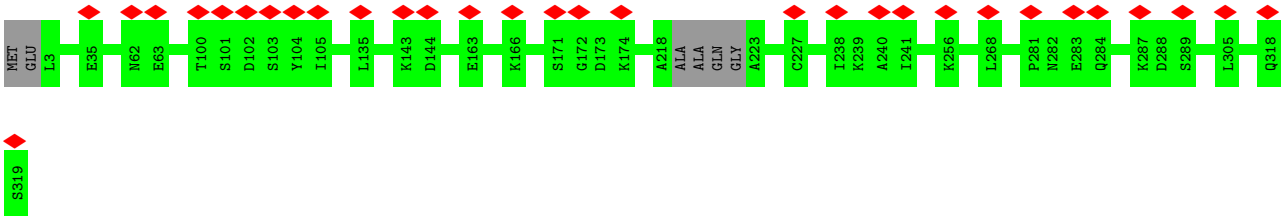

• Molecule 1: Cytosolic protein

Chain Ks:

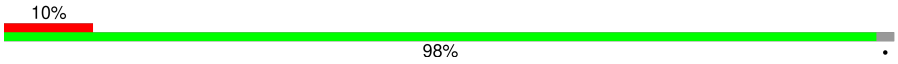

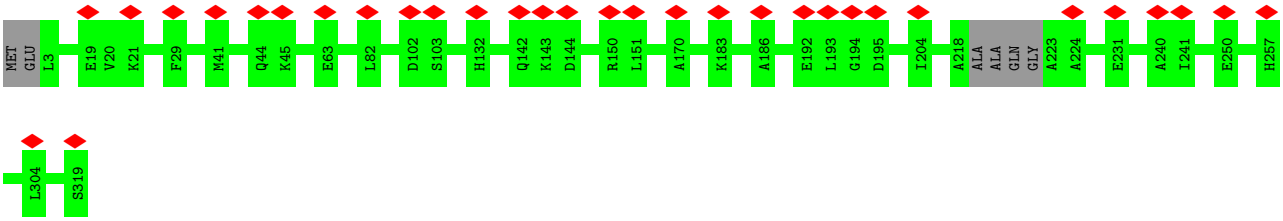

• Molecule 1: Cytosolic protein

Chain Kt:

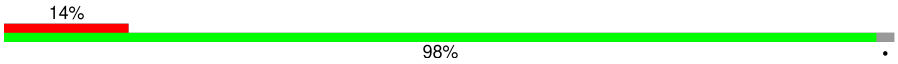

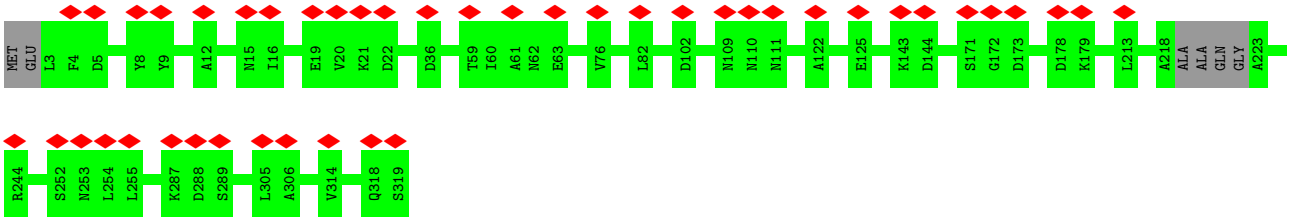

- Molecule 1: Cytosolic protein

Chain Ku:

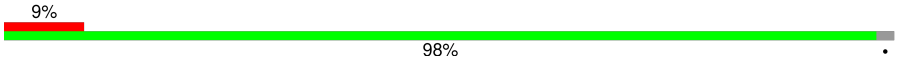

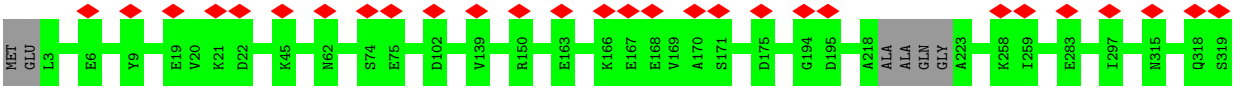

- Molecule 1: Cytosolic protein

Chain Kv:

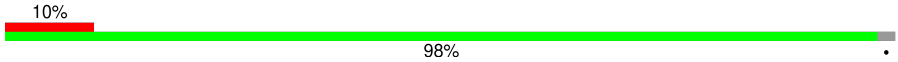

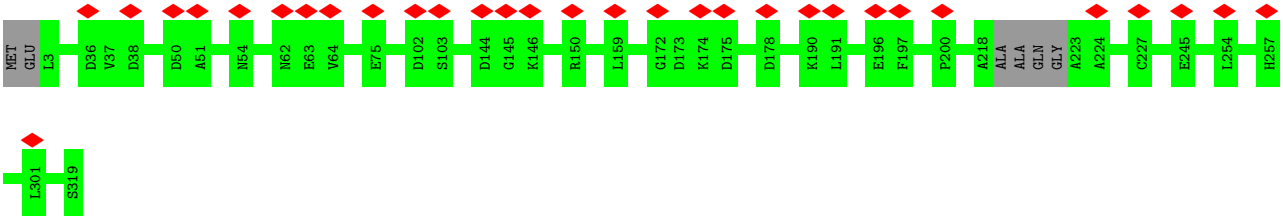

- Molecule 1: Cytosolic protein

Chain Kw:

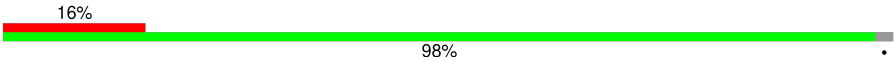

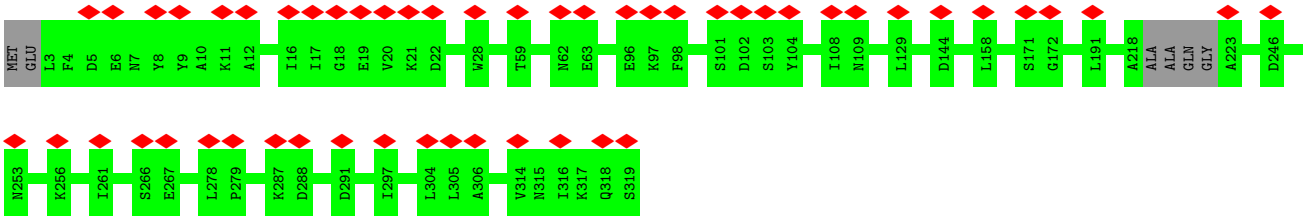

- Molecule 1: Cytosolic protein

Chain Kx:

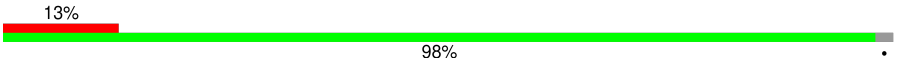

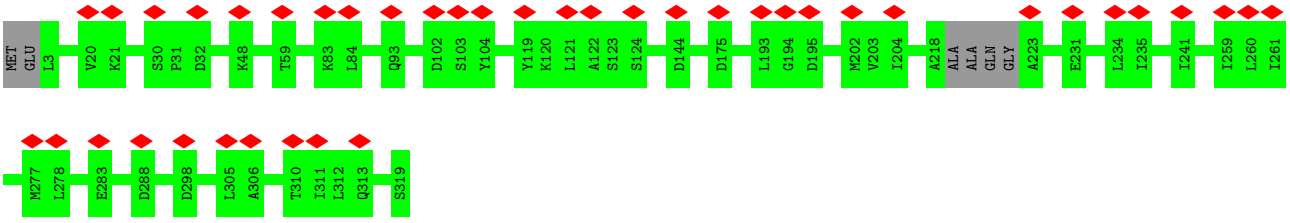

• Molecule 1: Cytosolic protein

Chain Ky:

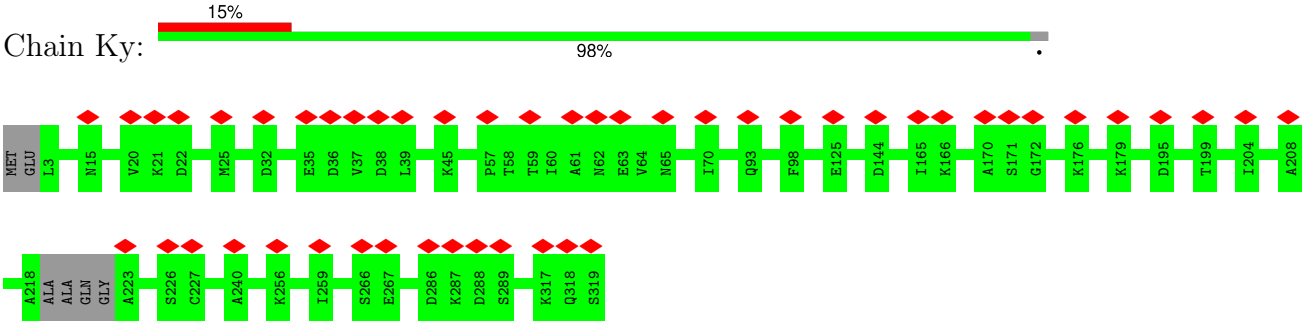

• Molecule 1: Cytosolic protein

Chain Kz:

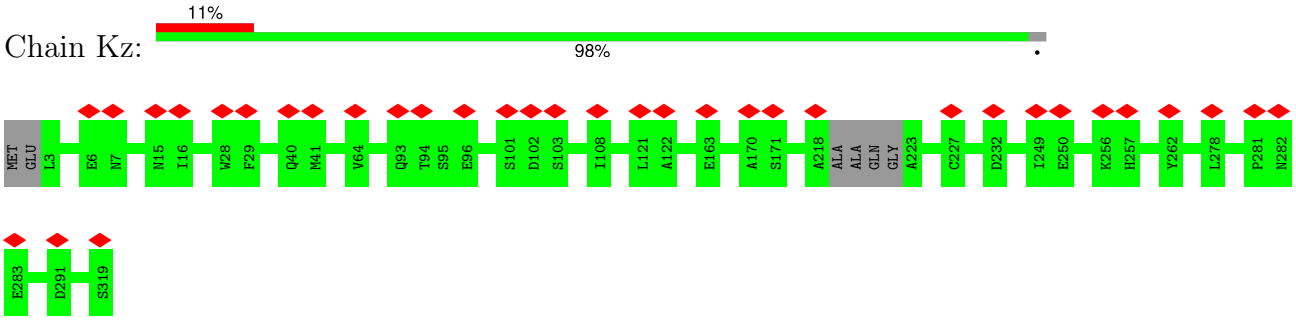

• Molecule 1: Cytosolic protein

Chain LA:

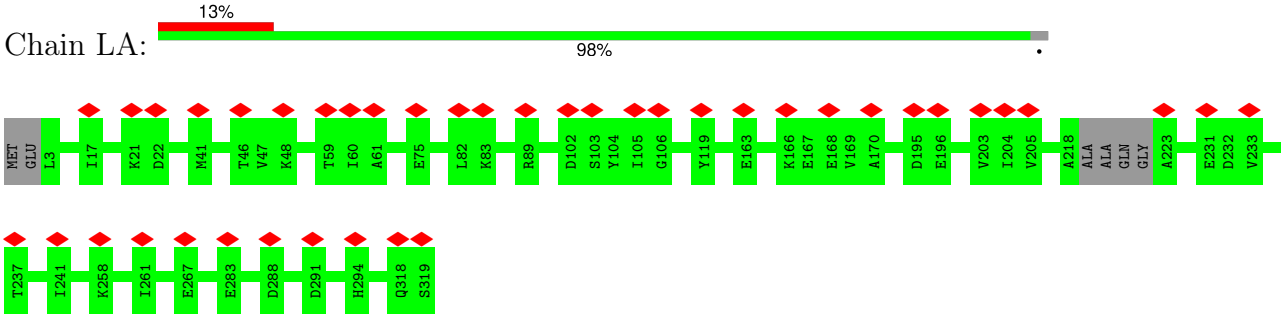

• Molecule 1: Cytosolic protein

Chain LB:

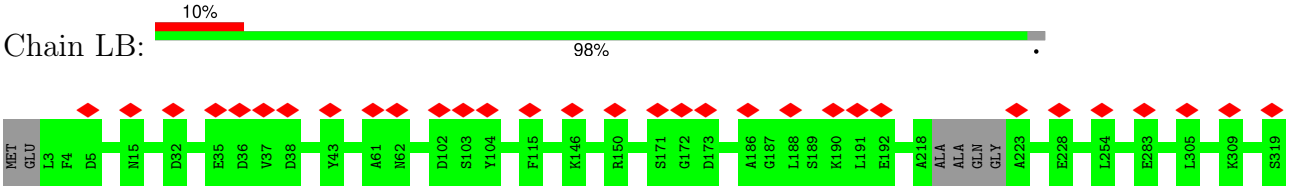

• Molecule 1: Cytosolic protein

Chain LC:

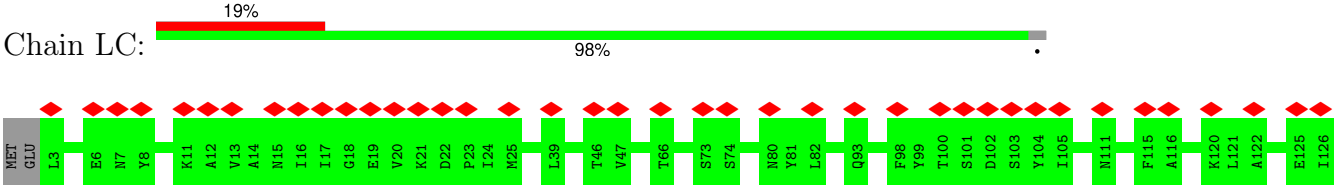

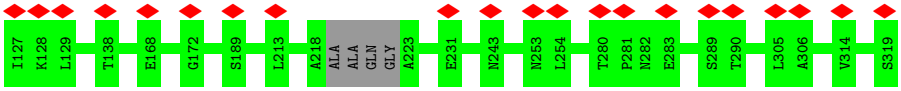

- Molecule 1: Cytosolic protein

Chain LD:

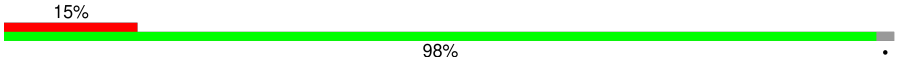

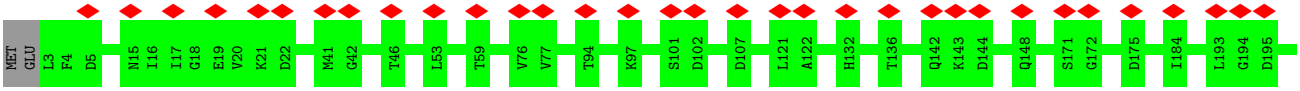

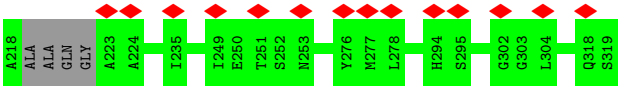

- Molecule 1: Cytosolic protein

Chain LE:

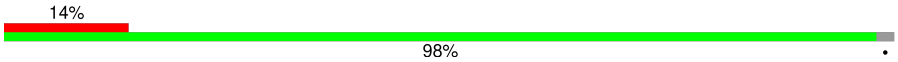

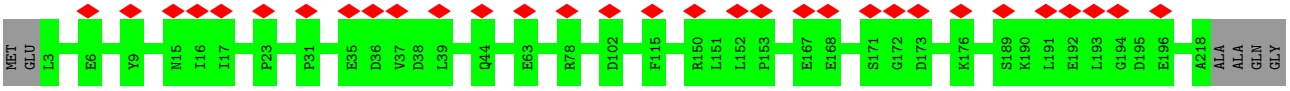

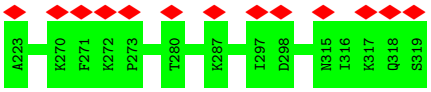

- Molecule 1: Cytosolic protein

Chain LF:

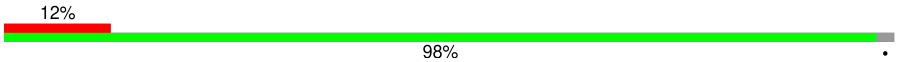

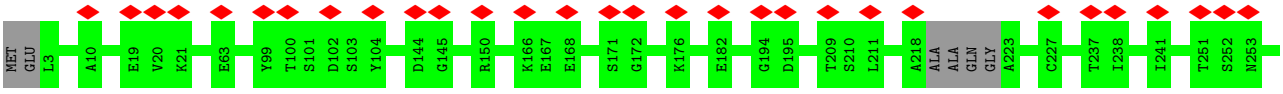

- Molecule 1: Cytosolic protein

Chain LG:

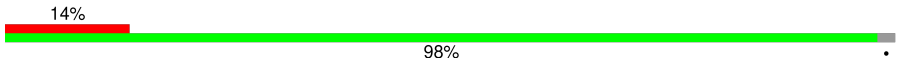

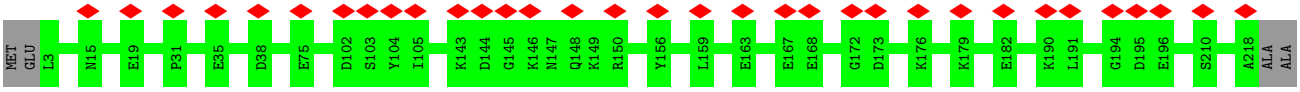

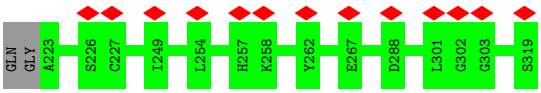

- Molecule 1: Cytosolic protein

Chain LH:

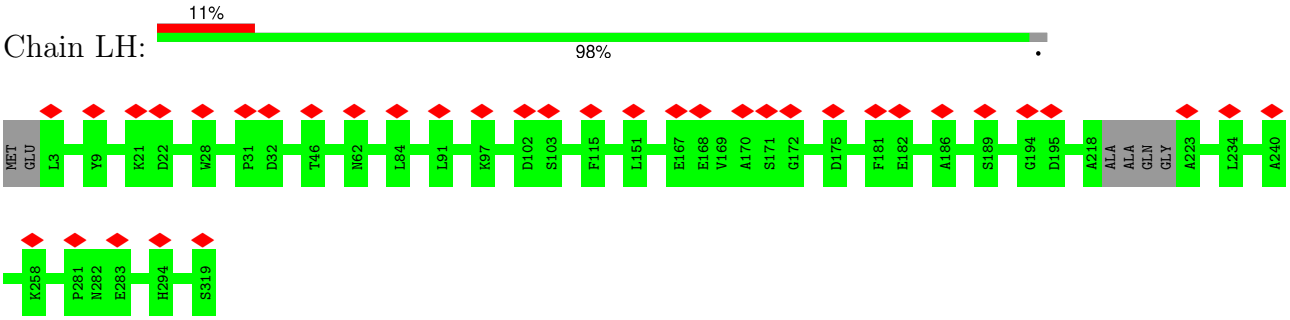

- Molecule 1: Cytosolic protein

Chain LI:

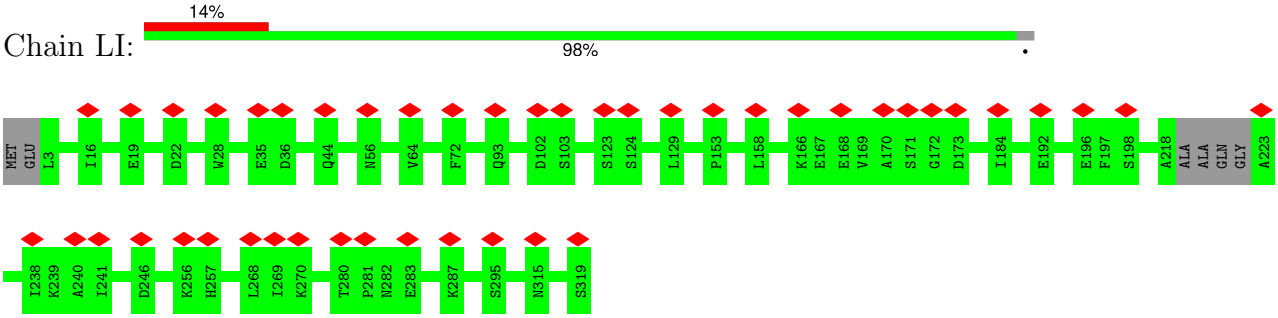

- Molecule 1: Cytosolic protein

Chain OT:

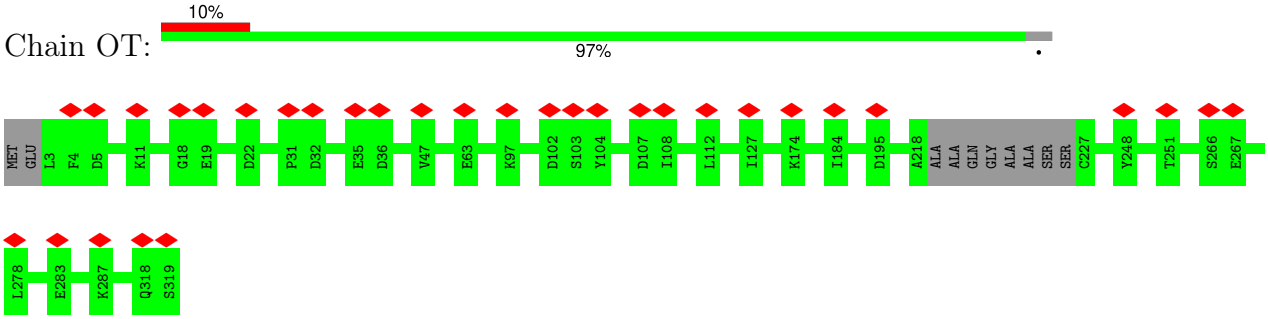

- Molecule 1: Cytosolic protein

Chain OU:

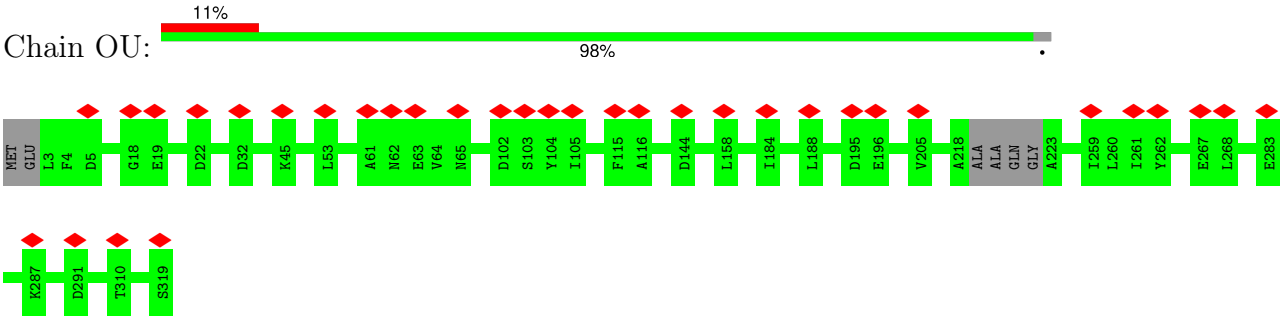

- Molecule 1: Cytosolic protein

Chain OV:

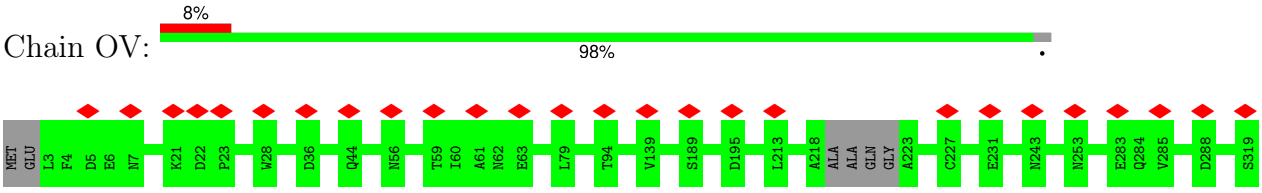

- Molecule 1: Cytosolic protein

Chain OW:

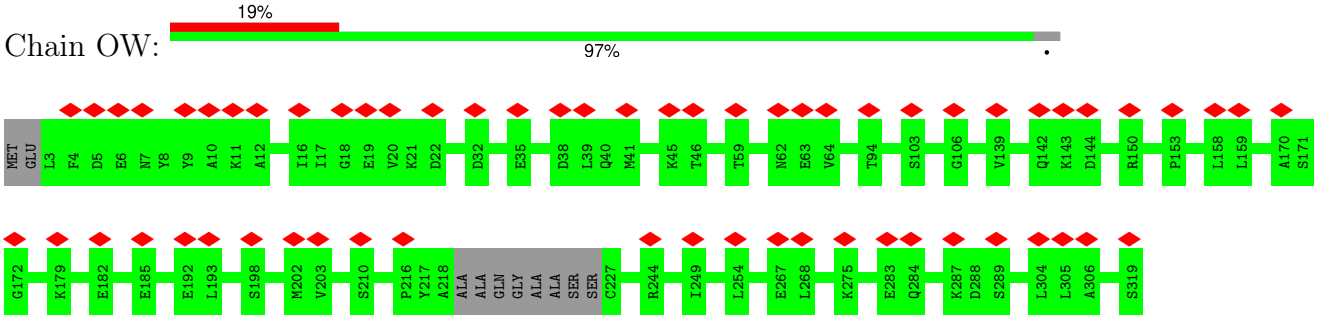

- Molecule 1: Cytosolic protein

Chain OX:

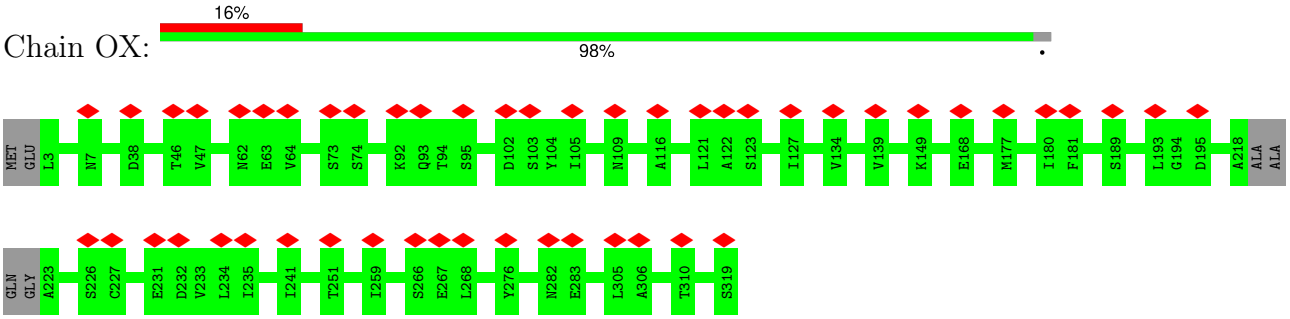

- Molecule 1: Cytosolic protein

Chain OY:

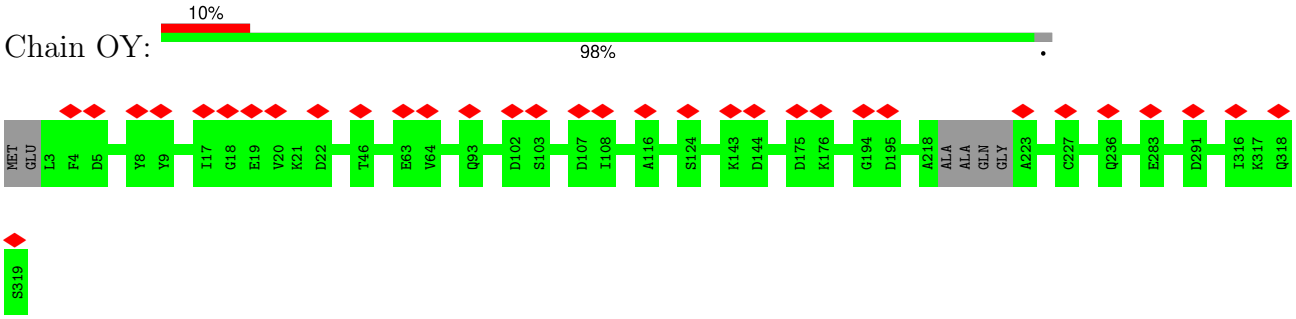

- Molecule 1: Cytosolic protein

Chain OZ:

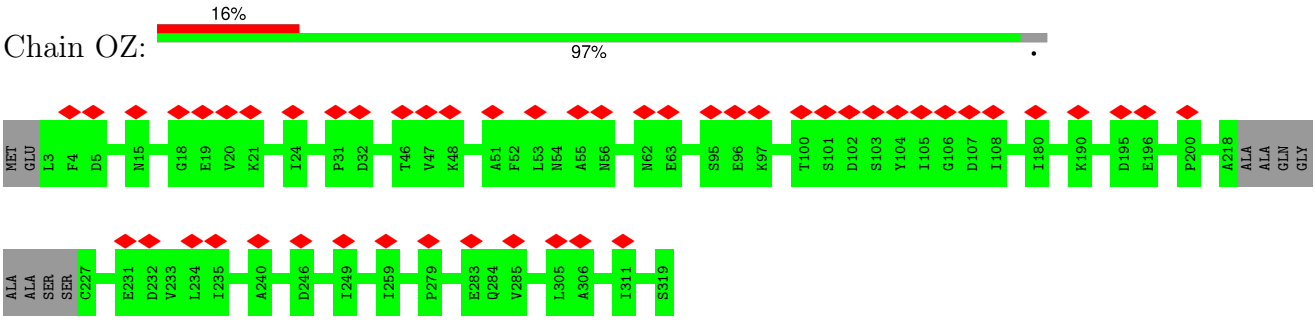

- Molecule 1: Cytosolic protein

Chain Oa:

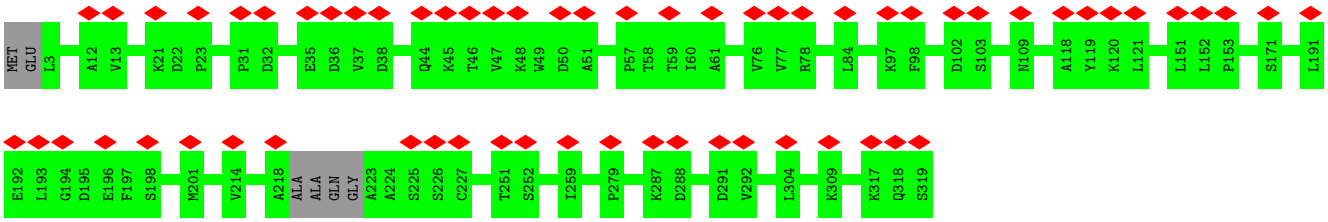

• Molecule 1: Cytosolic protein

Chain Ob:

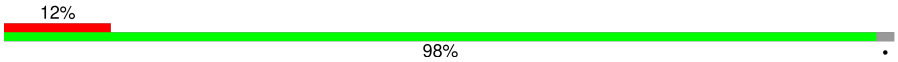

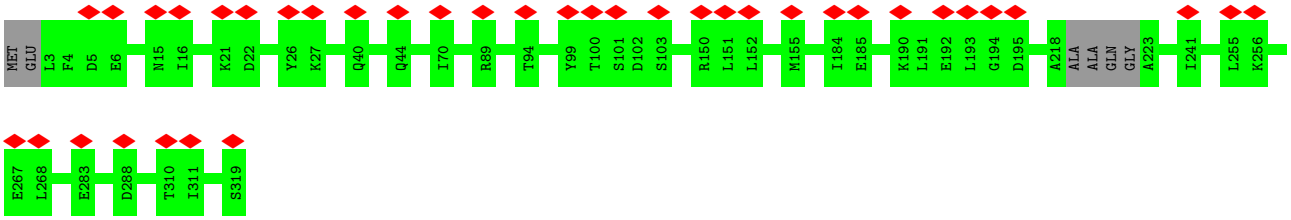

• Molecule 1: Cytosolic protein

Chain Oc:

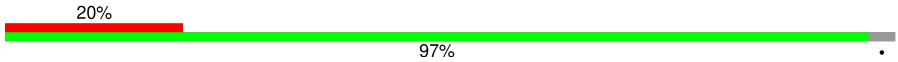

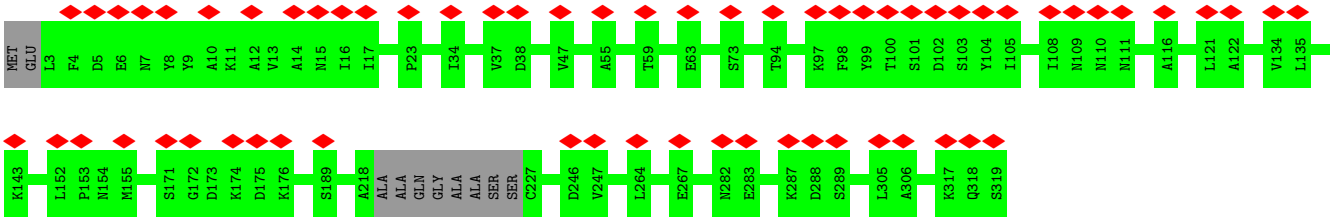

• Molecule 1: Cytosolic protein

Chain Od:

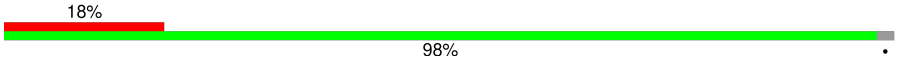

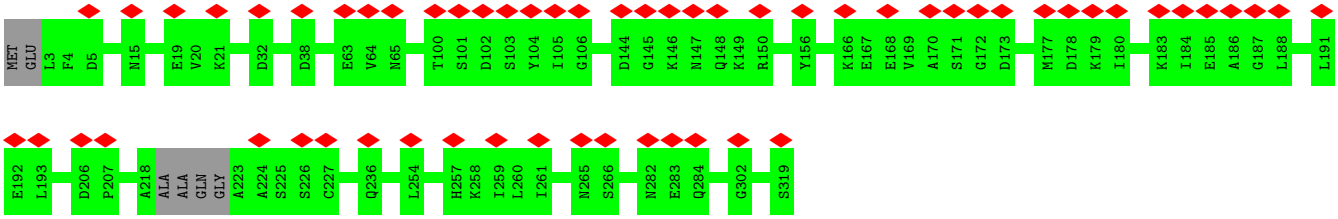

• Molecule 1: Cytosolic protein

Chain Oe:

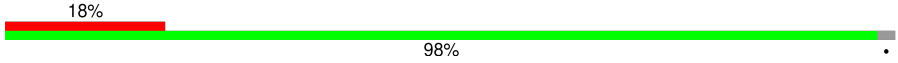

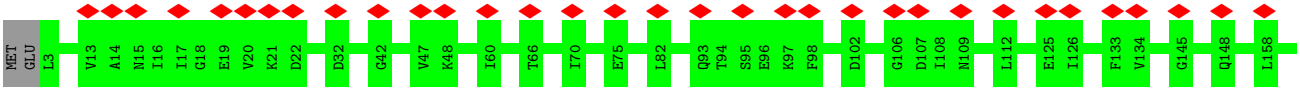

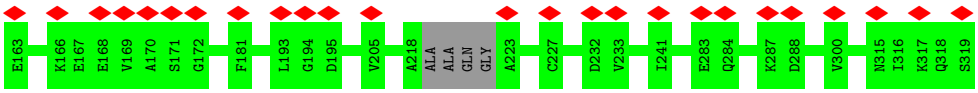

• Molecule 1: Cytosolic protein

Chain Of:

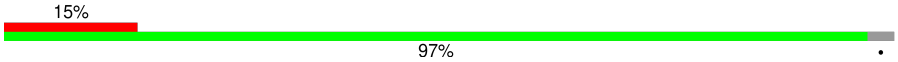

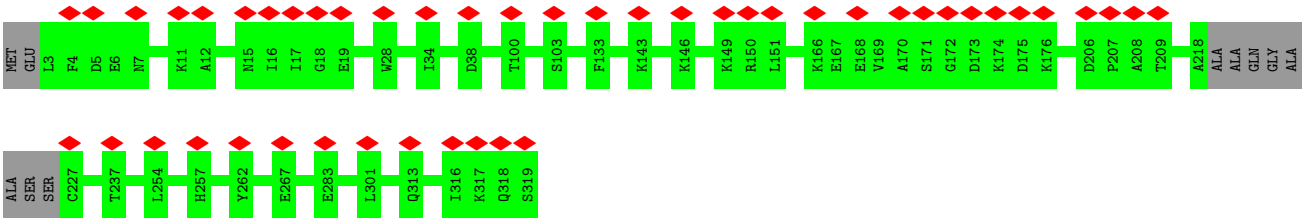

• Molecule 1: Cytosolic protein

Chain Og:

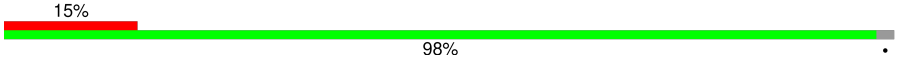

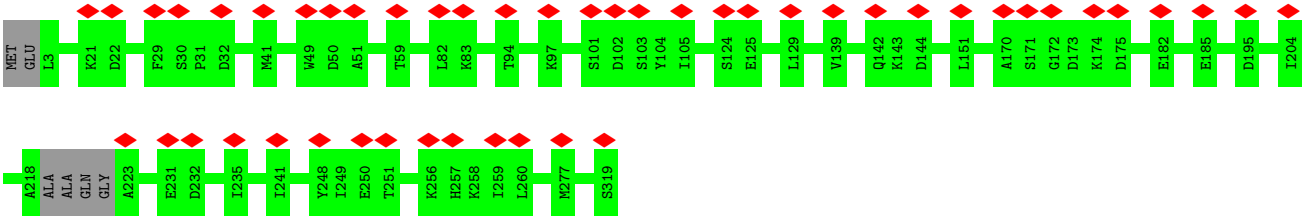

• Molecule 1: Cytosolic protein

Chain Oh:

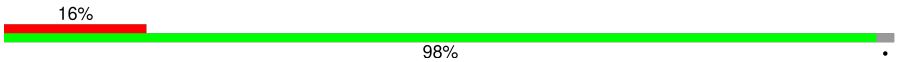

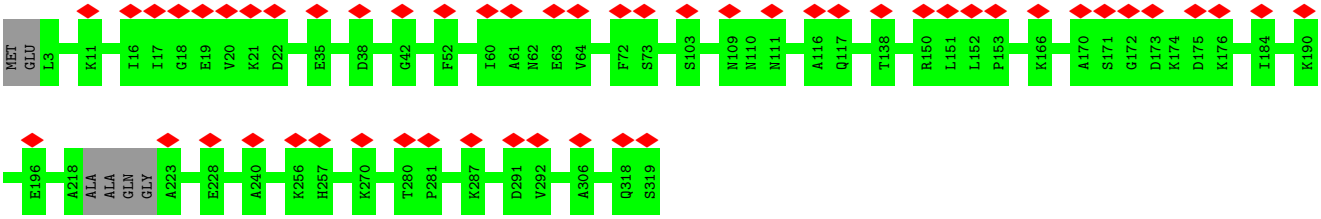

• Molecule 1: Cytosolic protein

Chain Oi:

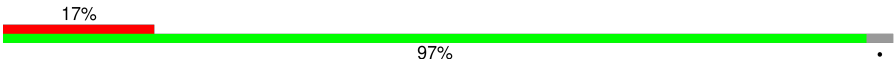

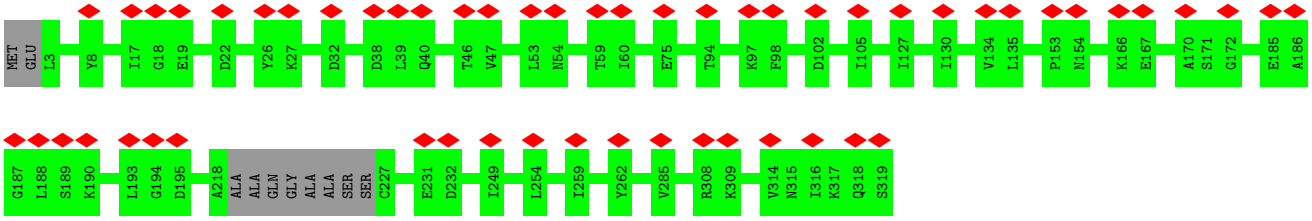

• Molecule 1: Cytosolic protein

Chain Oj:

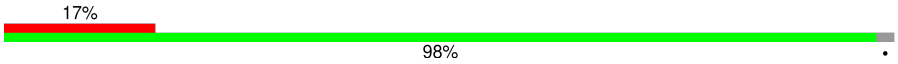

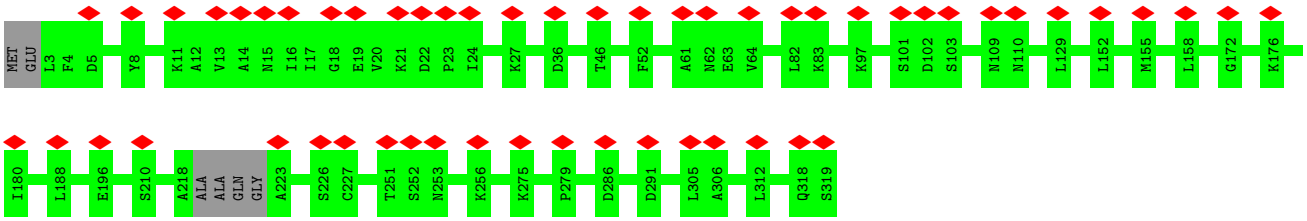

- Molecule 1: Cytosolic protein

Chain Ok:

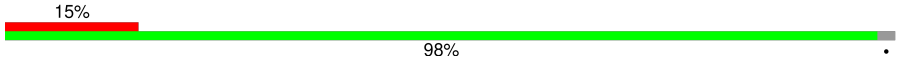

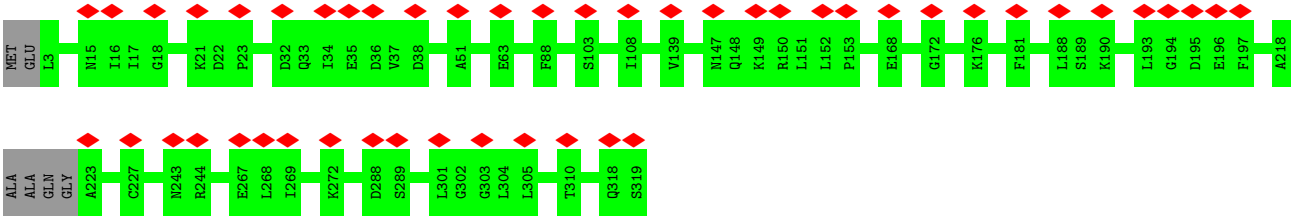

- Molecule 1: Cytosolic protein

Chain Ol:

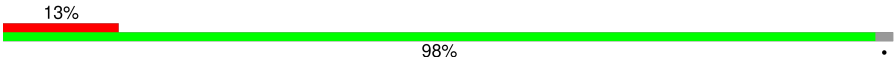

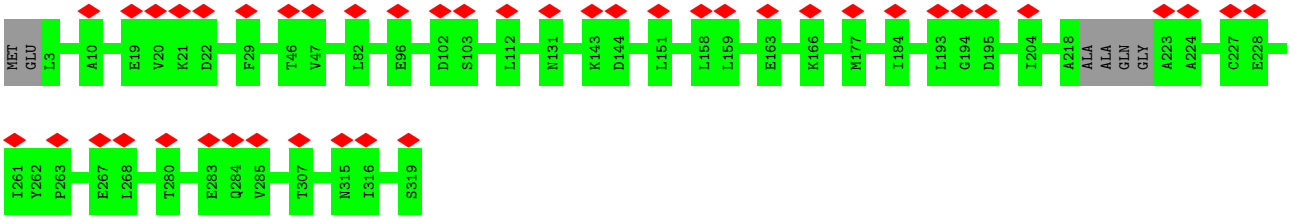

- Molecule 1: Cytosolic protein

Chain Om:

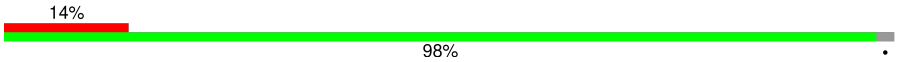

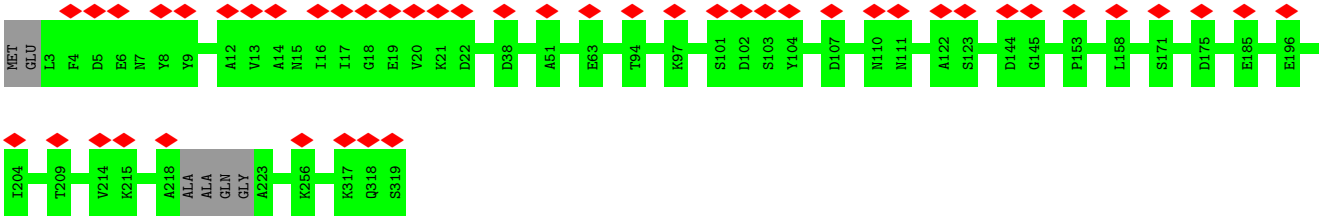

- Molecule 1: Cytosolic protein

Chain On:

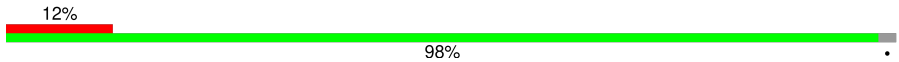

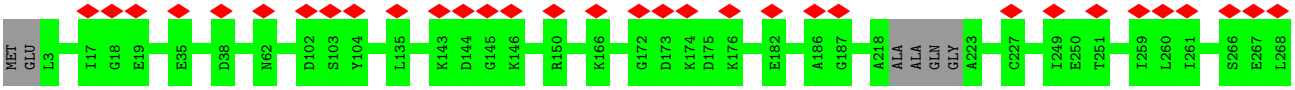

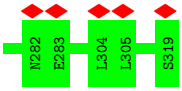

- Molecule 1: Cytosolic protein

Chain Oo:

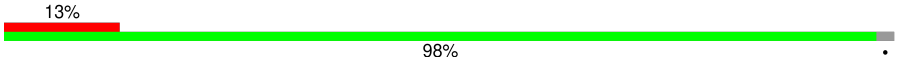

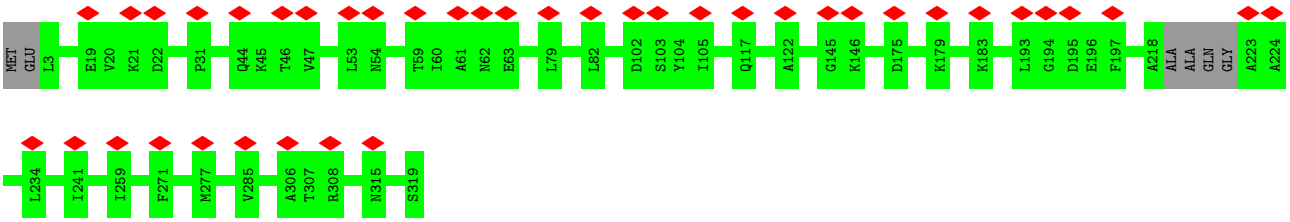

- Molecule 1: Cytosolic protein

Chain Op:

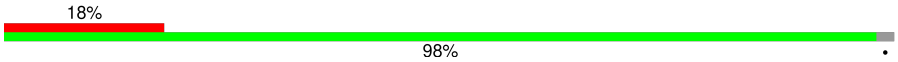

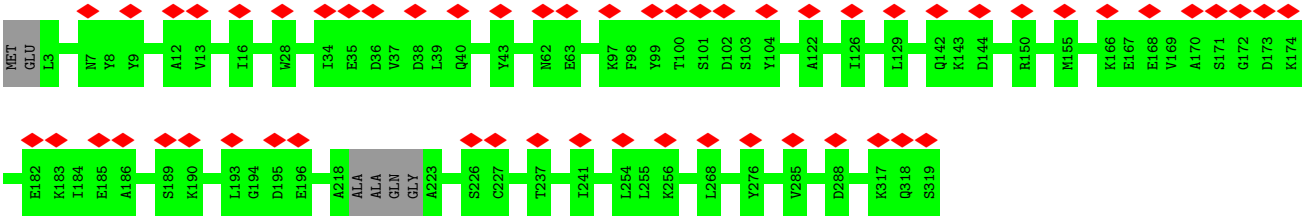

- Molecule 1: Cytosolic protein

Chain Oq:

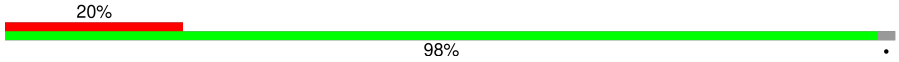

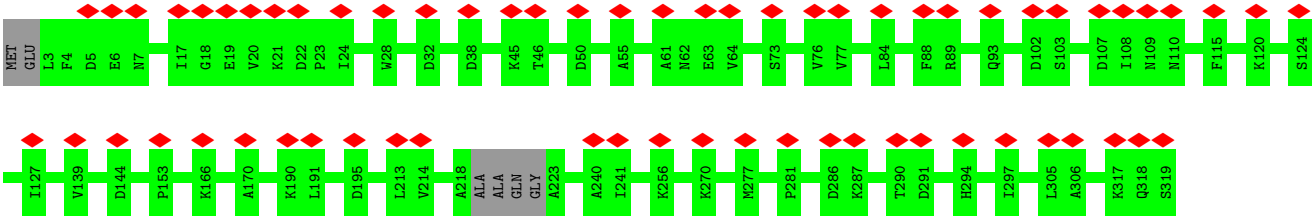

- Molecule 1: Cytosolic protein

Chain Or:

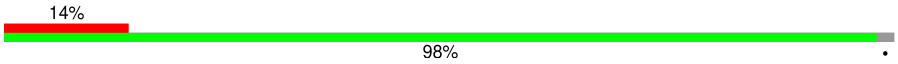

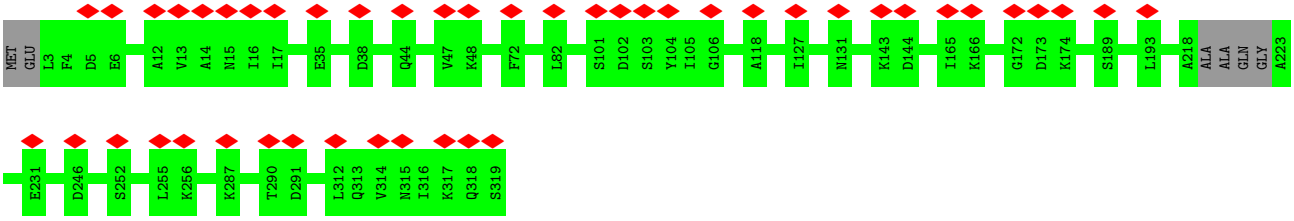

- Molecule 1: Cytosolic protein

Chain Os: 14% 98%

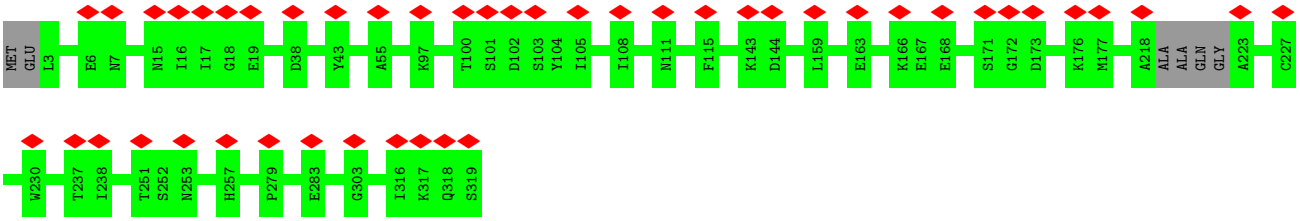

- Molecule 1: Cytosolic protein

Chain Ot: 15% 98%

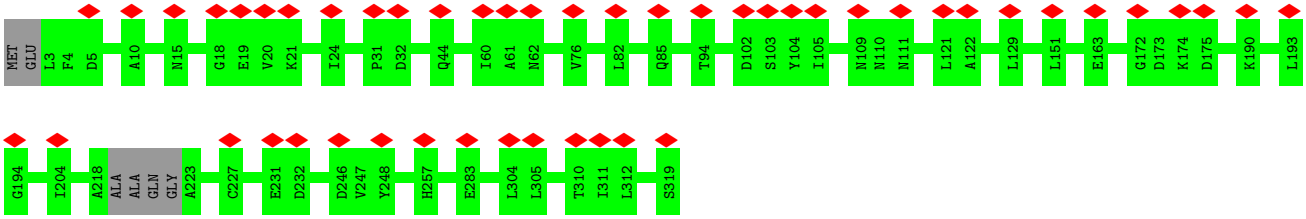

- Molecule 1: Cytosolic protein

Chain Ou: 98%

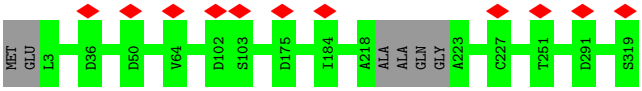

- Molecule 1: Cytosolic protein

Chain Ov: 94% 6%

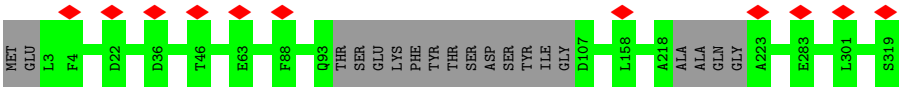

- Molecule 1: Cytosolic protein

Chain Ow: 10% 97%

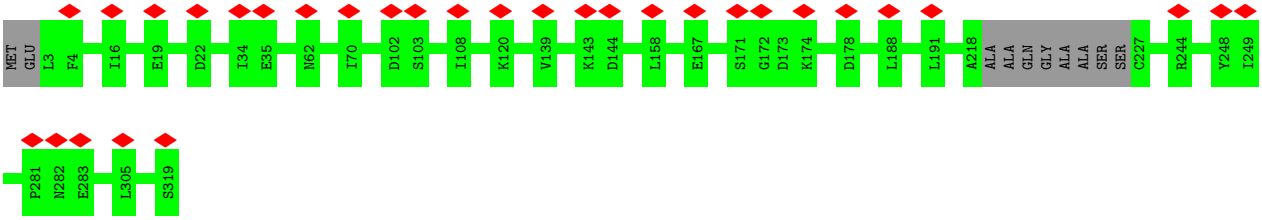

- Molecule 1: Cytosolic protein

Chain Ox: 8% 98%

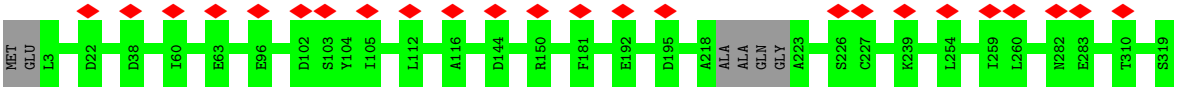

• Molecule 1: Cytosolic protein

Chain Oy:

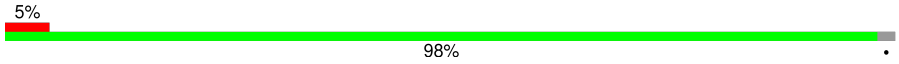

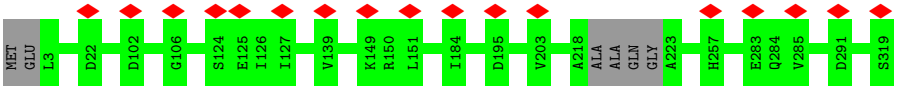

• Molecule 1: Cytosolic protein

Chain Oz:

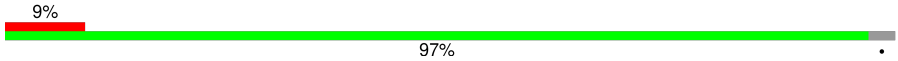

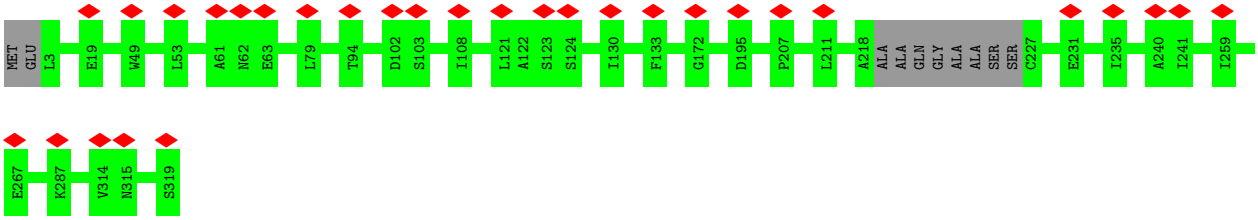

• Molecule 1: Cytosolic protein

Chain PA:

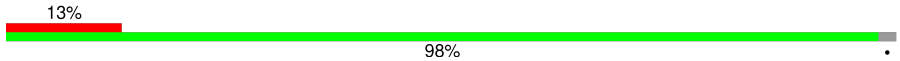

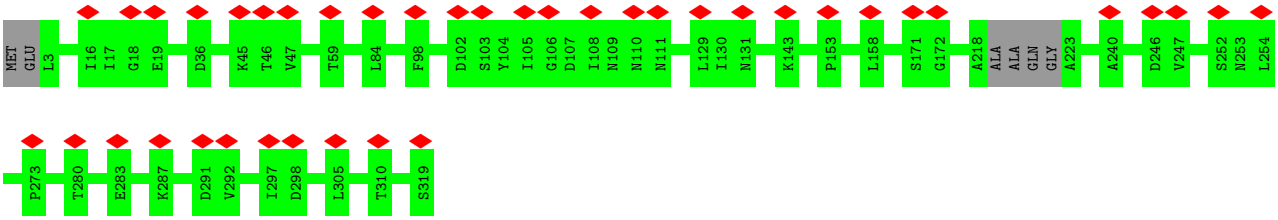

• Molecule 1: Cytosolic protein

Chain PB:

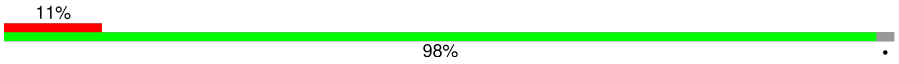

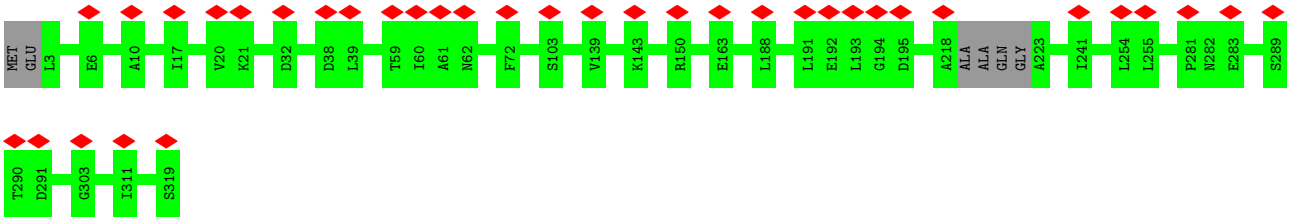

• Molecule 1: Cytosolic protein

Chain PC:

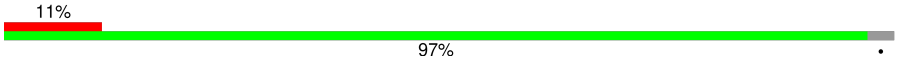

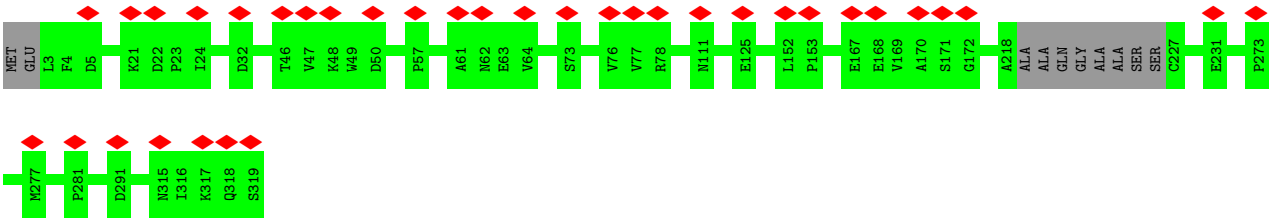

• Molecule 1: Cytosolic protein

Chain PD:

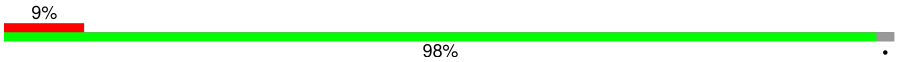

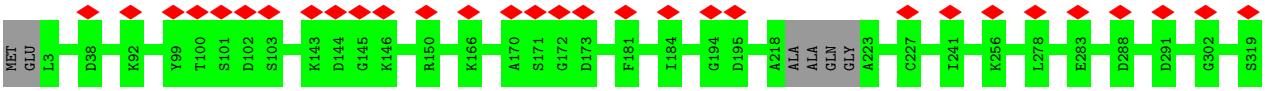

• Molecule 1: Cytosolic protein

Chain PE:

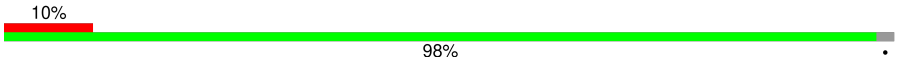

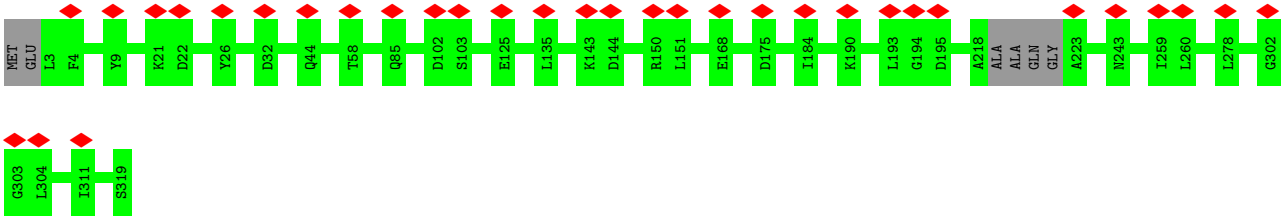

• Molecule 1: Cytosolic protein

Chain PF:

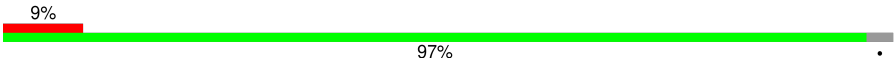

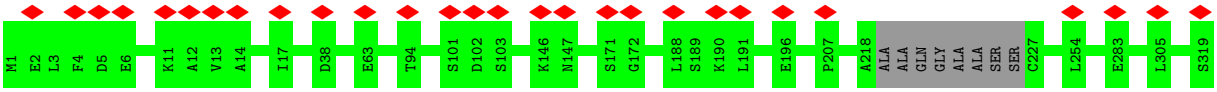

• Molecule 1: Cytosolic protein

Chain PG:

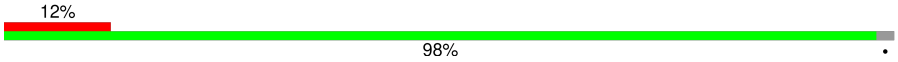

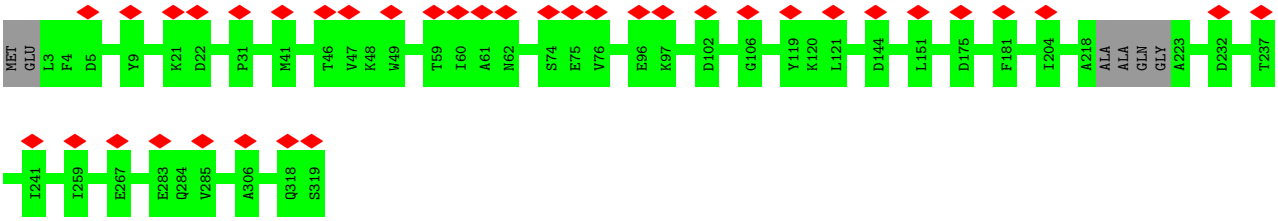

• Molecule 1: Cytosolic protein

Chain PH:

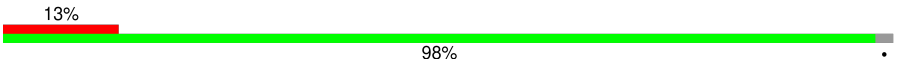

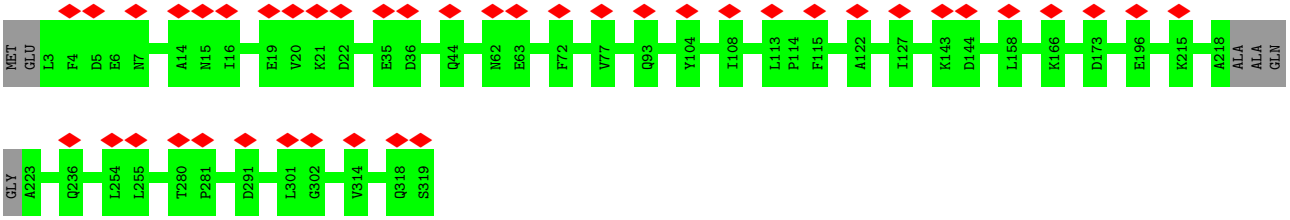

• Molecule 1: Cytosolic protein

Chain PI:

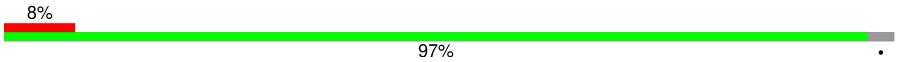

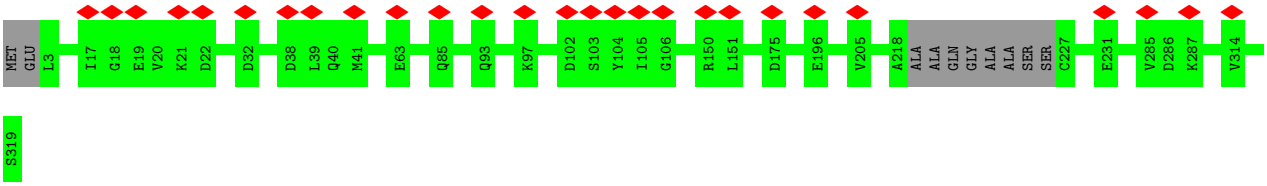

• Molecule 1: Cytosolic protein

Chain PJ:

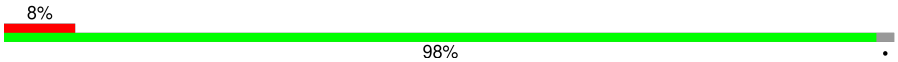

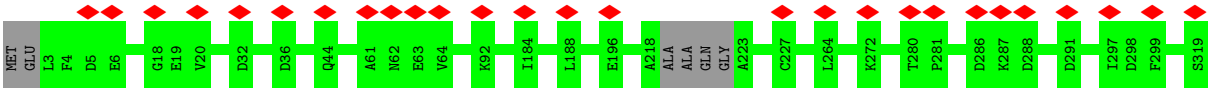

• Molecule 1: Cytosolic protein

Chain PK:

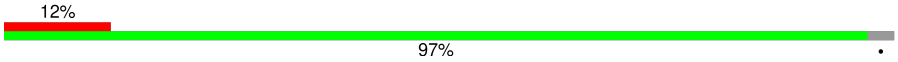

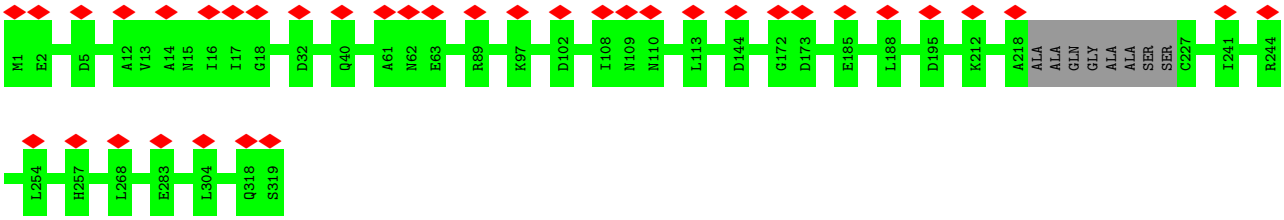

• Molecule 1: Cytosolic protein

Chain PL:

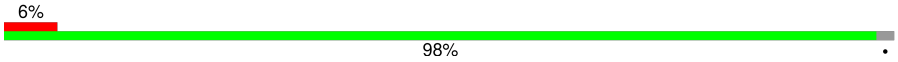

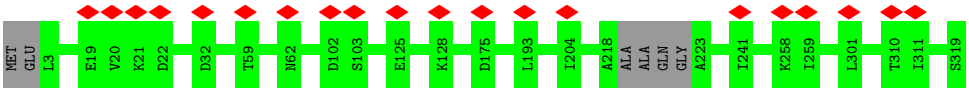

• Molecule 1: Cytosolic protein

Chain PM:

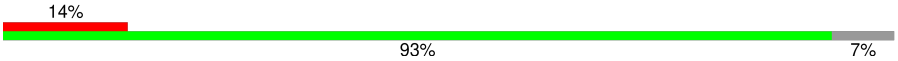

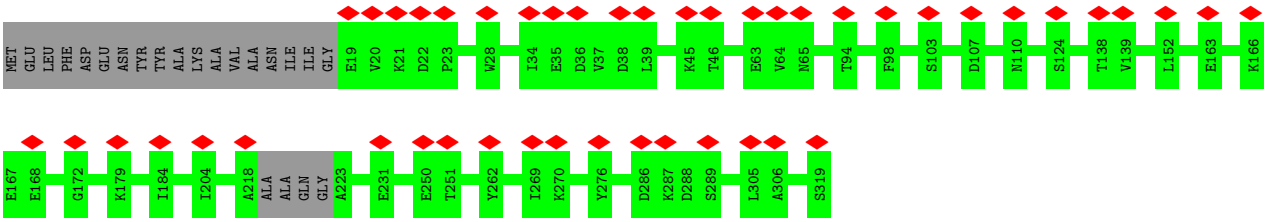

• Molecule 1: Cytosolic protein

Chain PN:

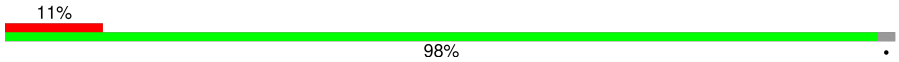

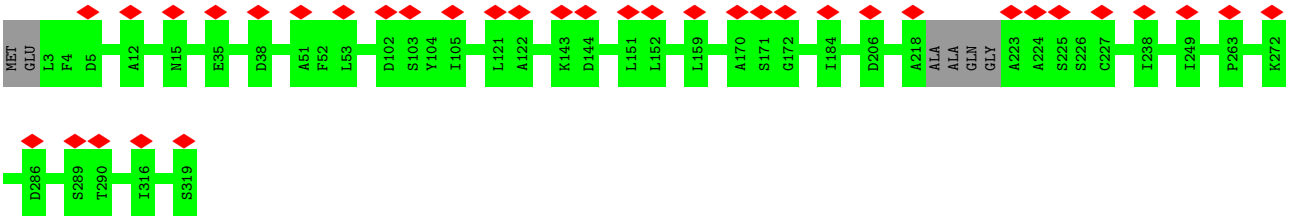

• Molecule 1: Cytosolic protein

Chain PO:

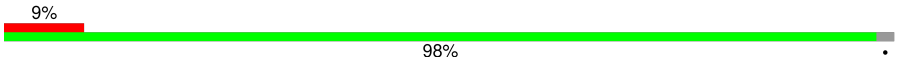

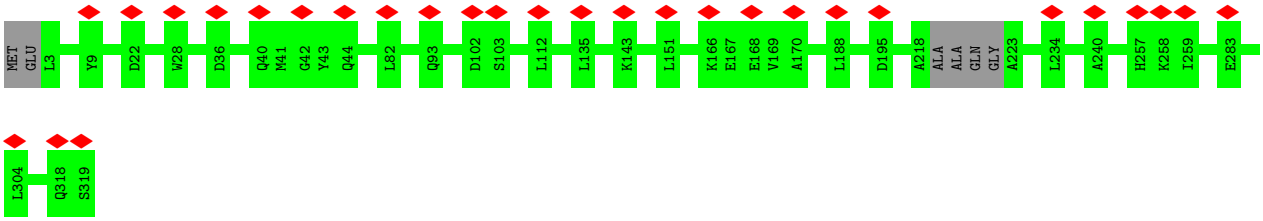

• Molecule 1: Cytosolic protein

Chain PP:

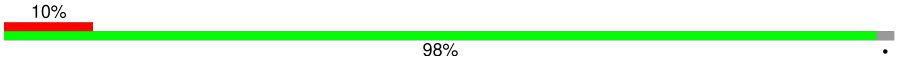

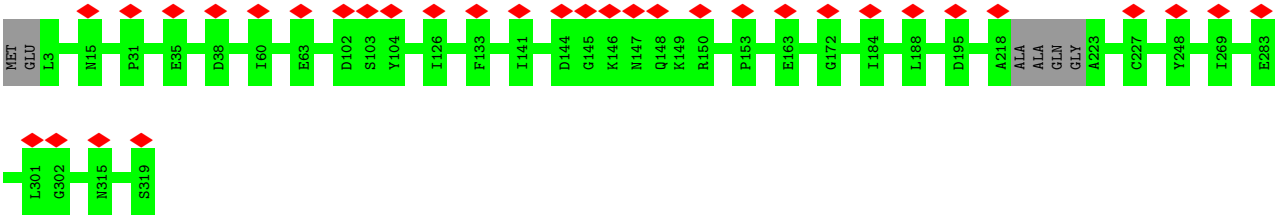

• Molecule 1: Cytosolic protein

Chain PQ:

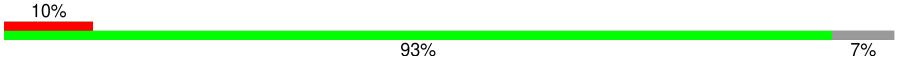

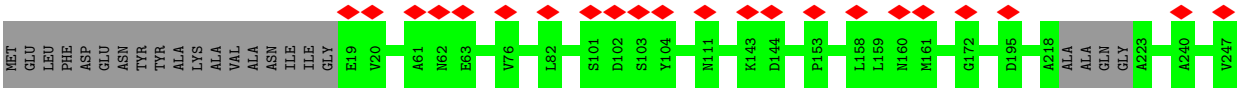

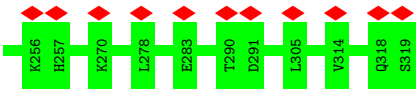

- Molecule 1: Cytosolic protein

Chain PR:

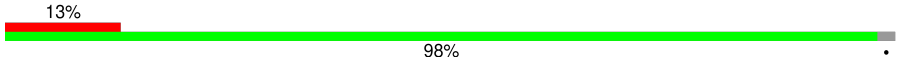

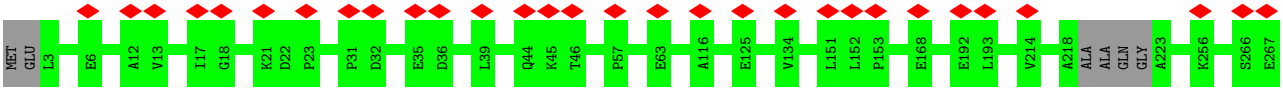

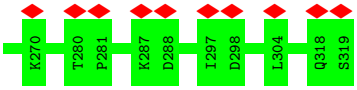

- Molecule 1: Cytosolic protein

Chain PS:

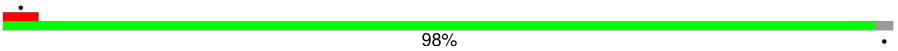

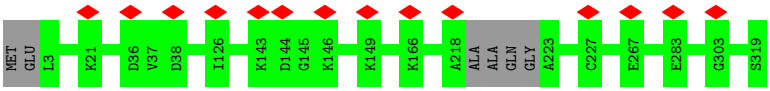

- Molecule 1: Cytosolic protein

Chain PT:

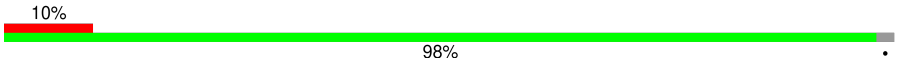

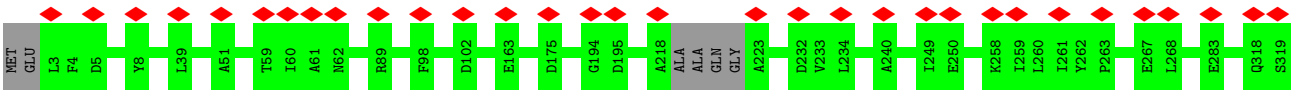

- Molecule 1: Cytosolic protein

Chain PU:

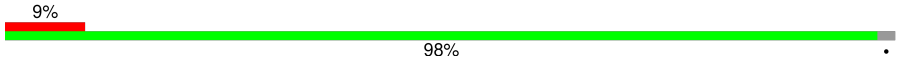

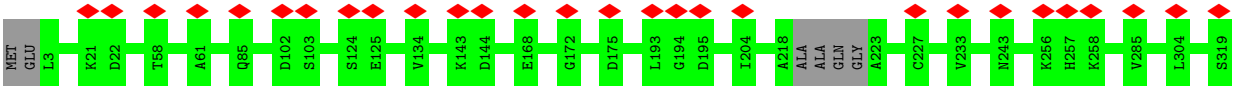

- Molecule 1: Cytosolic protein

Chain PV:

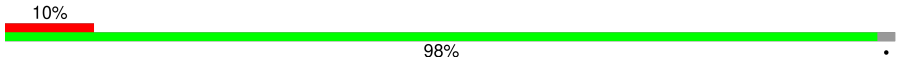

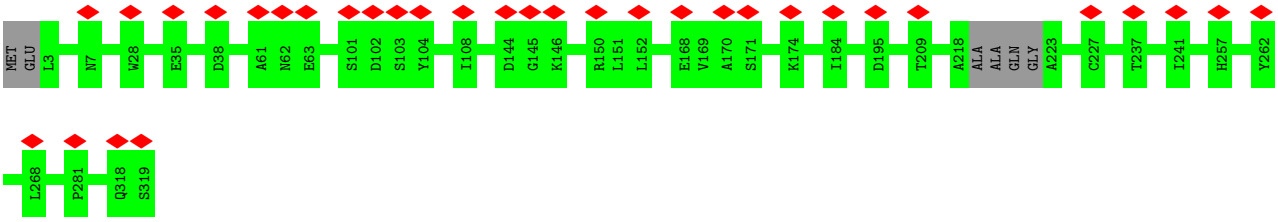

- Molecule 1: Cytosolic protein

Chain PW:

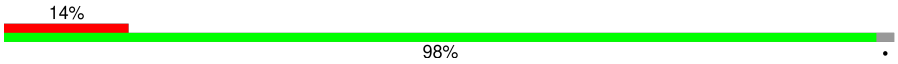

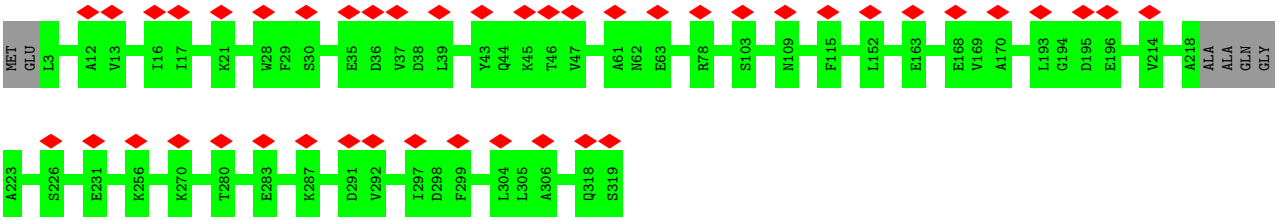

- Molecule 1: Cytosolic protein

Chain PX:

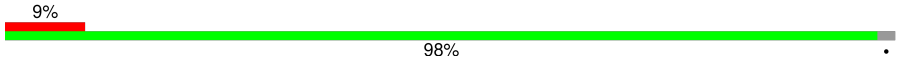

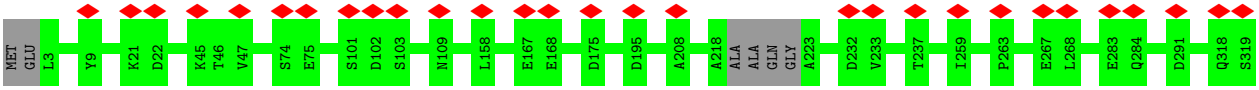

- Molecule 1: Cytosolic protein

Chain PY:

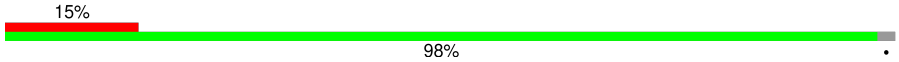

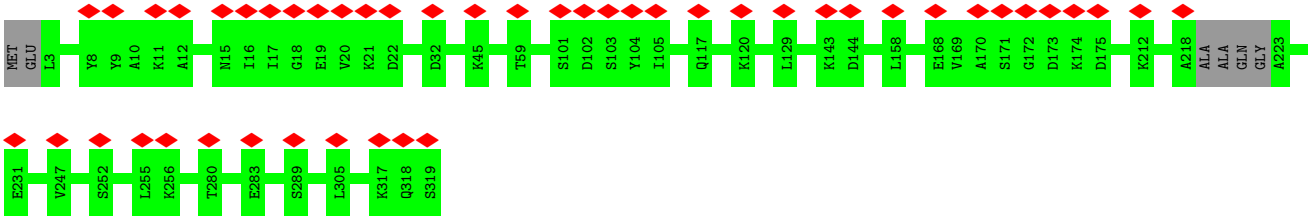

- Molecule 1: Cytosolic protein

Chain PZ:

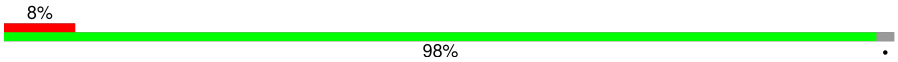

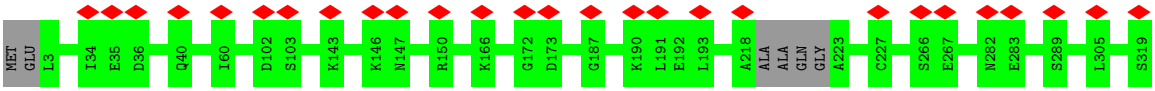

- Molecule 1: Cytosolic protein

Chain Pa:

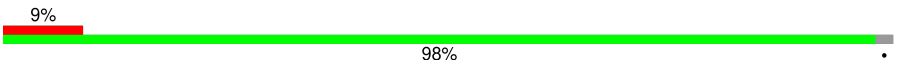

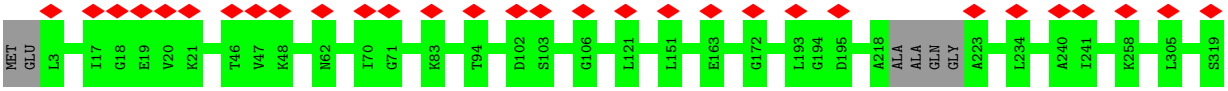

- Molecule 1: Cytosolic protein

Chain Pb:

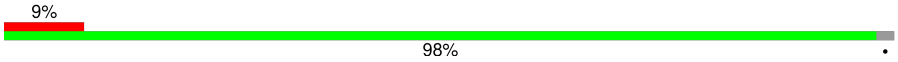

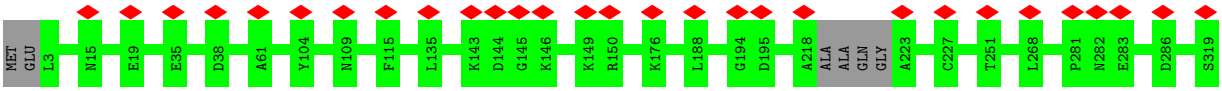

- Molecule 1: Cytosolic protein

Chain Pc:

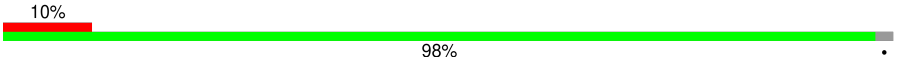

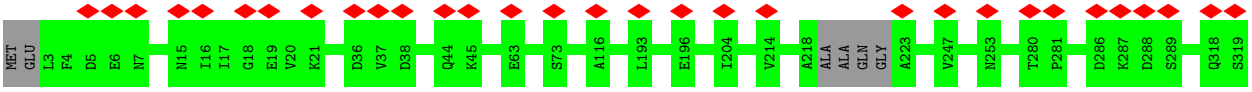

- Molecule 1: Cytosolic protein

Chain Pd:

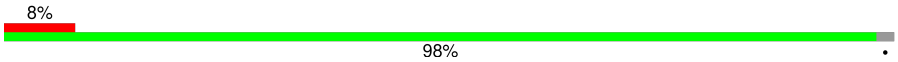

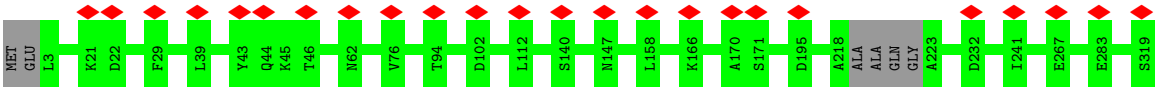

- Molecule 1: Cytosolic protein

Chain Pe:

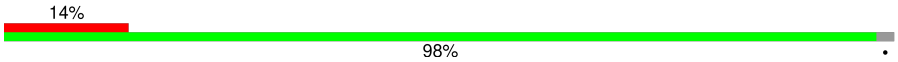

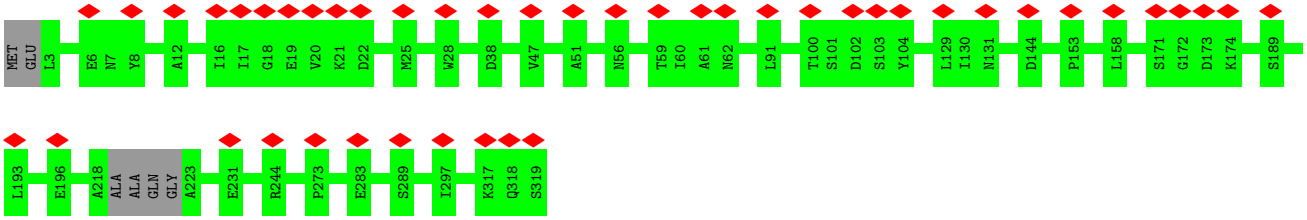

- Molecule 1: Cytosolic protein

Chain Pf:

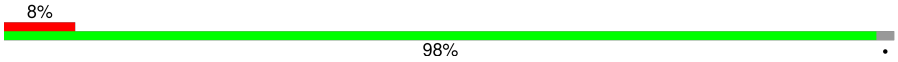

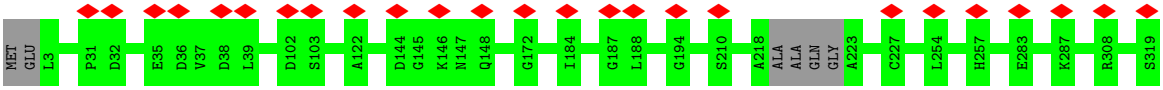

- Molecule 1: Cytosolic protein

Chain Pg:

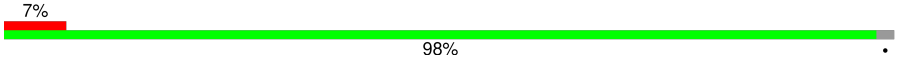

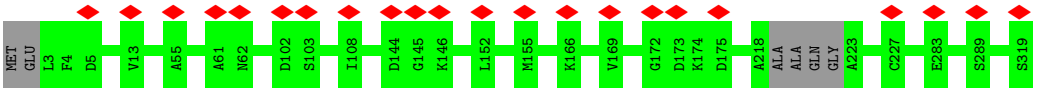

- Molecule 1: Cytosolic protein

Chain Ph:

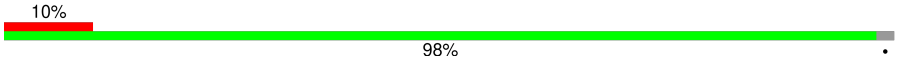

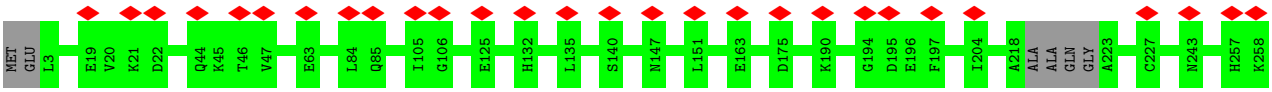

• Molecule 1: Cytosolic protein

Chain Pi:

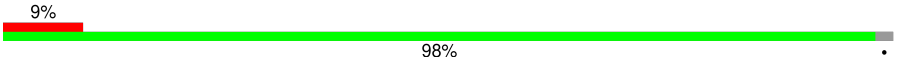

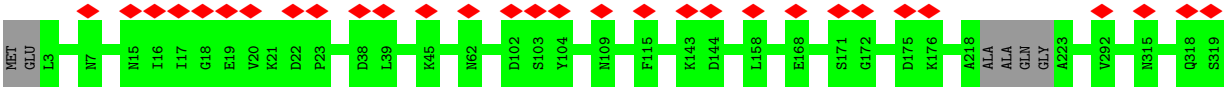

• Molecule 1: Cytosolic protein

Chain Pj:

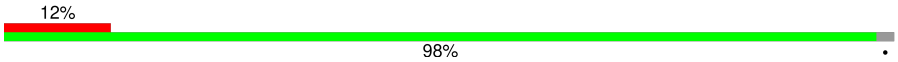

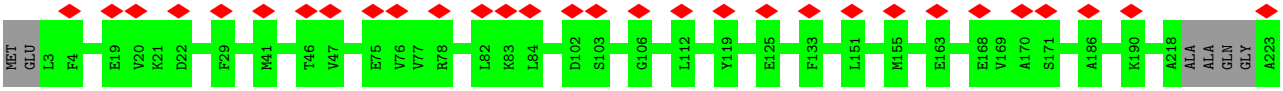

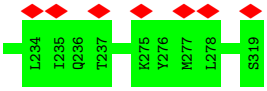

• Molecule 1: Cytosolic protein

Chain Pk:

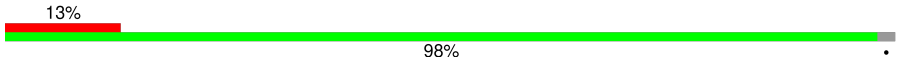

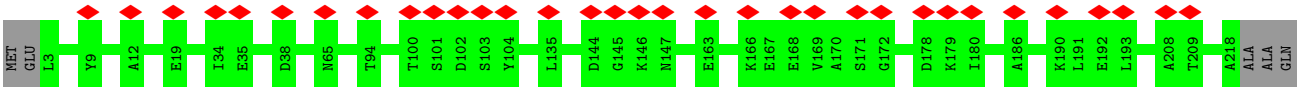

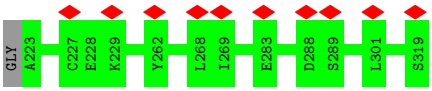

• Molecule 1: Cytosolic protein

Chain Pl:

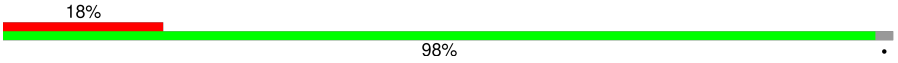

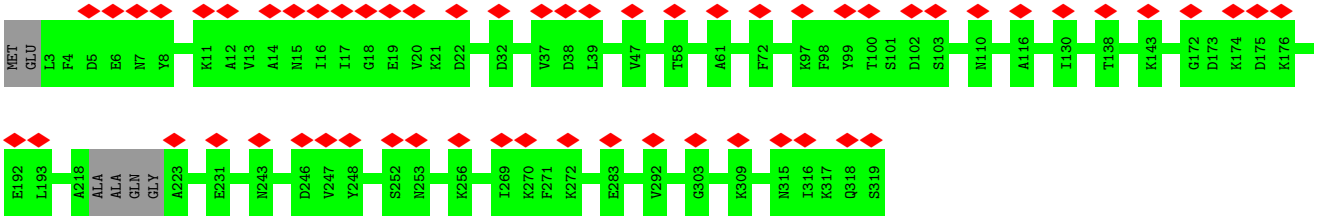

• Molecule 1: Cytosolic protein

Chain Pm:

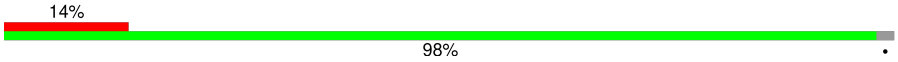

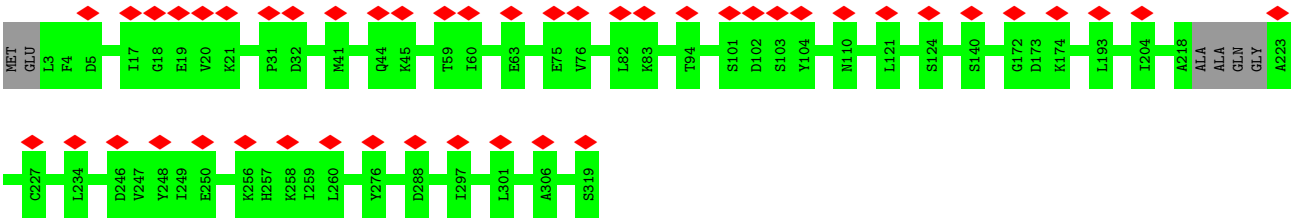

• Molecule 1: Cytosolic protein

Chain Pn:

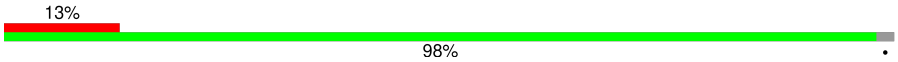

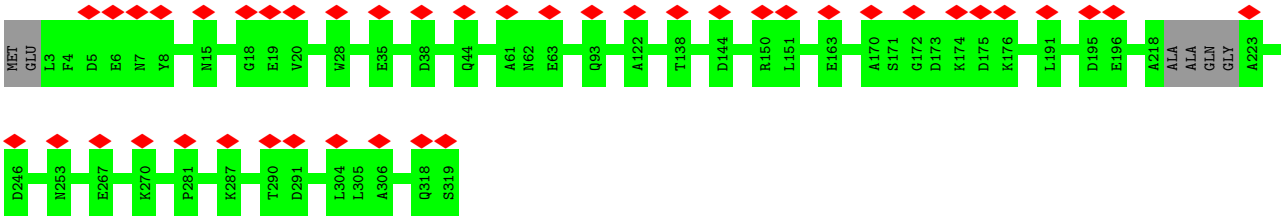

• Molecule 1: Cytosolic protein

Chain Po:

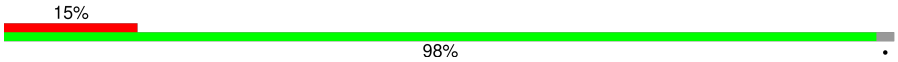

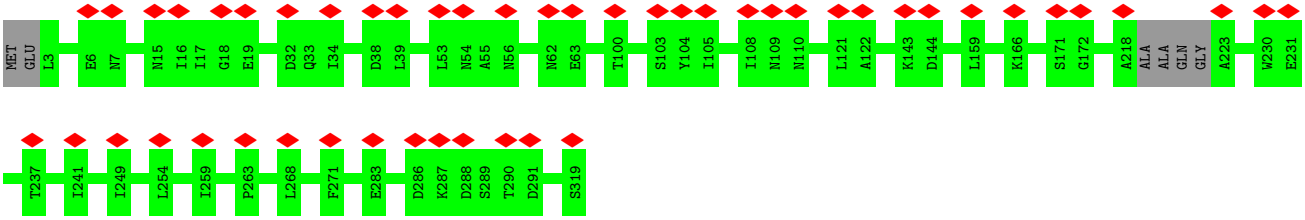

• Molecule 1: Cytosolic protein

Chain Pp:

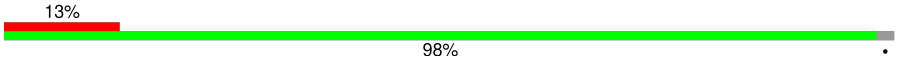

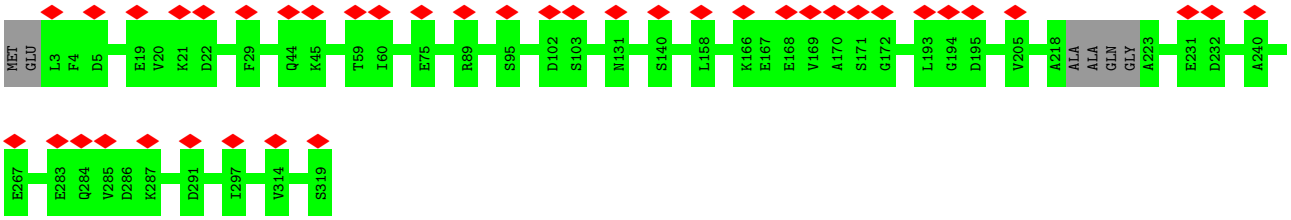

• Molecule 1: Cytosolic protein

Chain Pq:

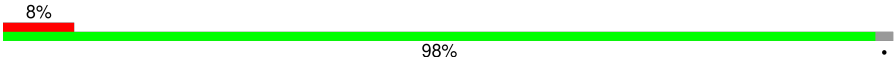

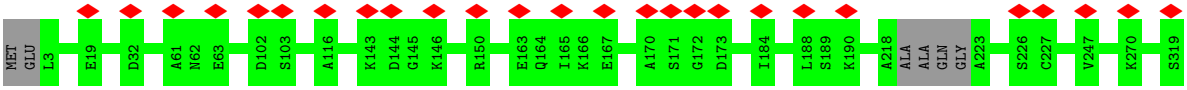

• Molecule 1: Cytosolic protein

Chain Pr:

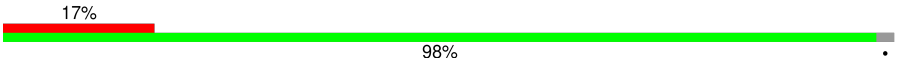

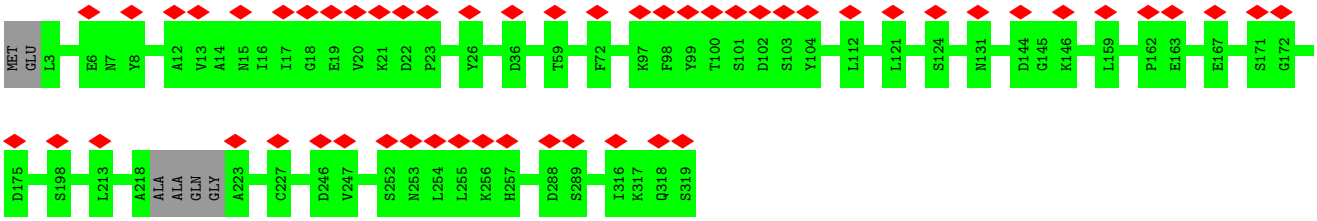

- Molecule 1: Cytosolic protein

Chain Ps:

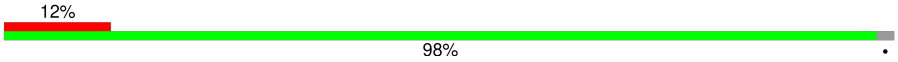

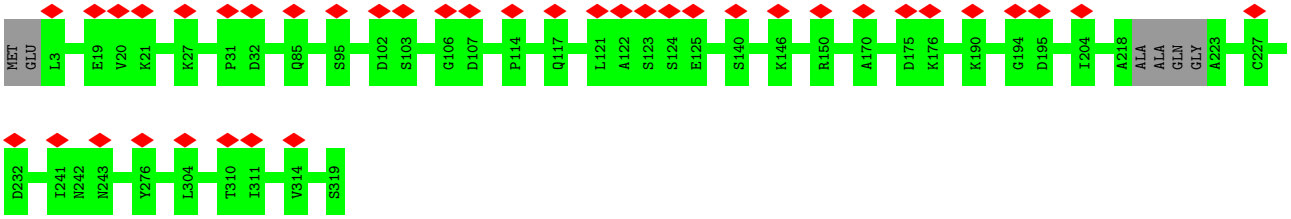

- Molecule 1: Cytosolic protein

Chain Pt:

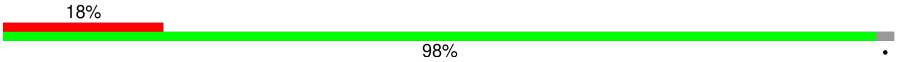

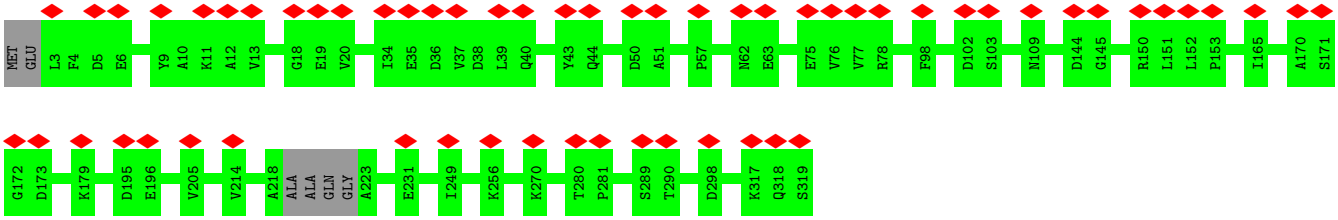

- Molecule 1: Cytosolic protein

Chain Pu:

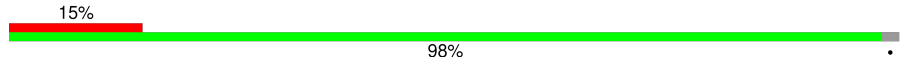

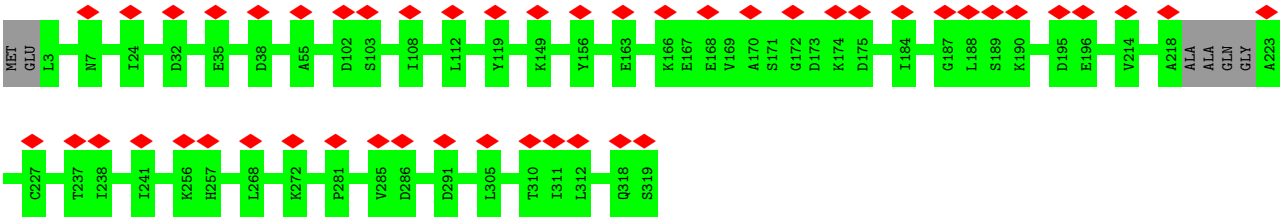

- Molecule 1: Cytosolic protein

Chain Pv:

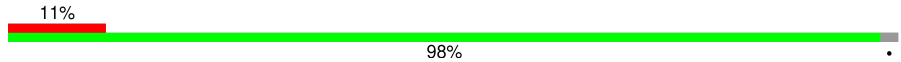

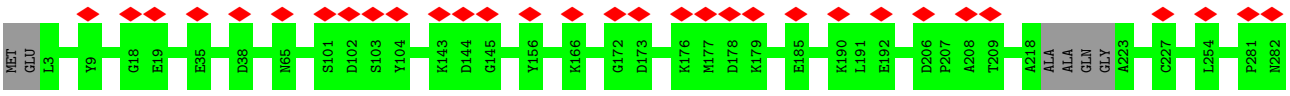

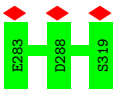

• Molecule 1: Cytosolic protein

Chain Pw:

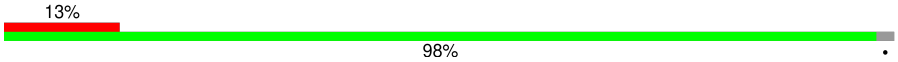

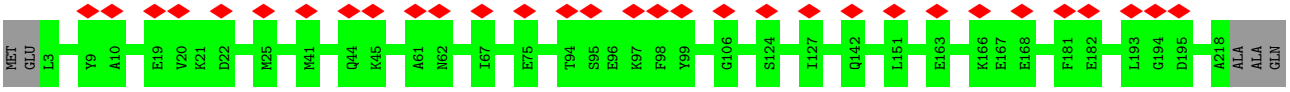

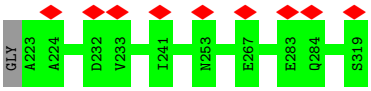

• Molecule 1: Cytosolic protein

Chain Px:

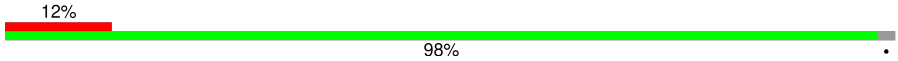

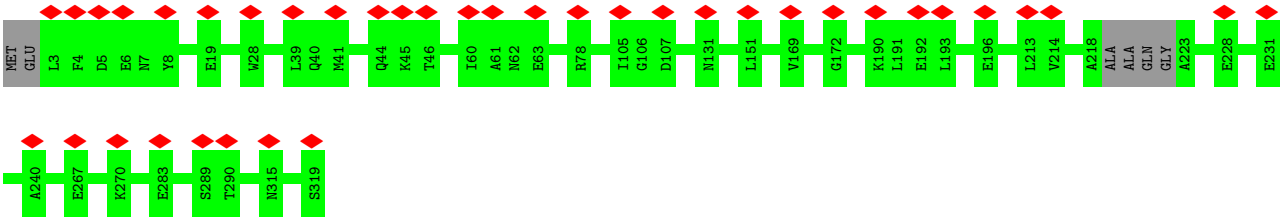

• Molecule 1: Cytosolic protein

Chain TI:

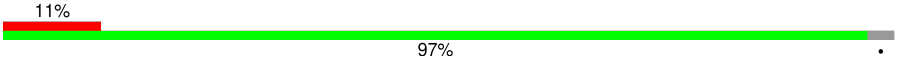

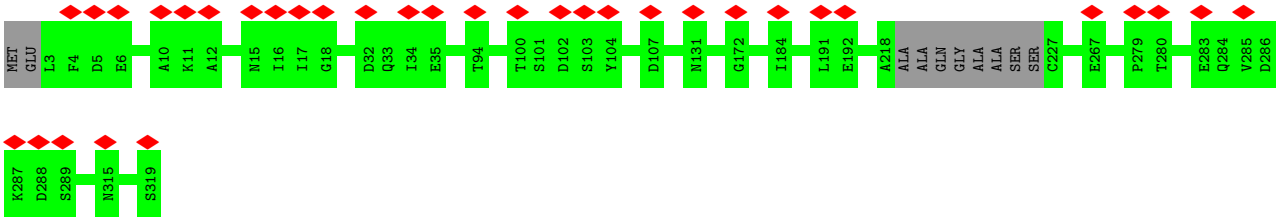

• Molecule 1: Cytosolic protein

Chain TJ:

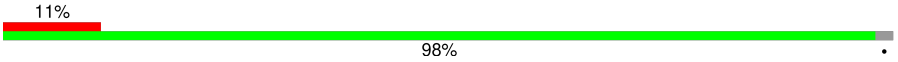

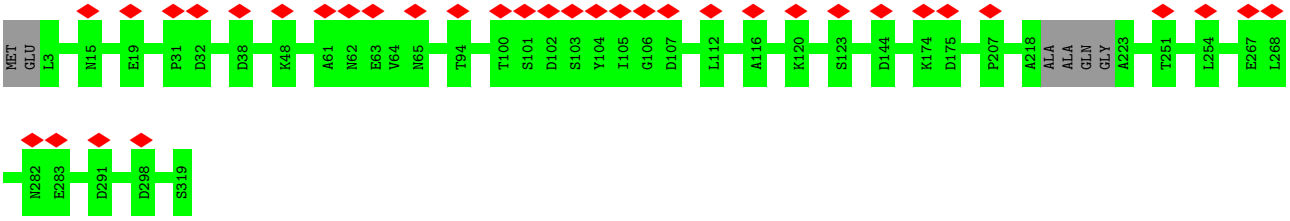

• Molecule 1: Cytosolic protein

Chain TK: 12% 98%

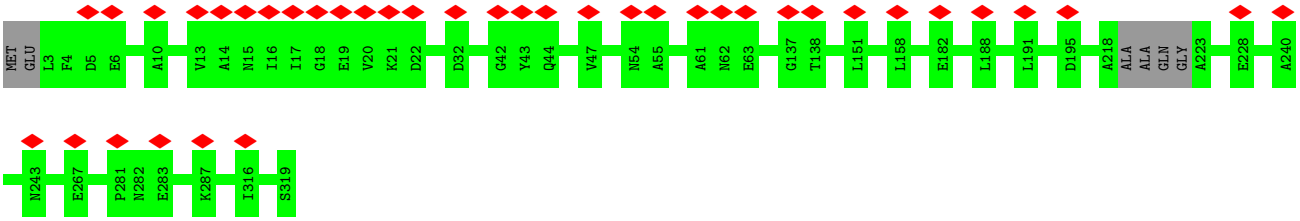

- Molecule 1: Cytosolic protein

Chain TL: 20% 97%

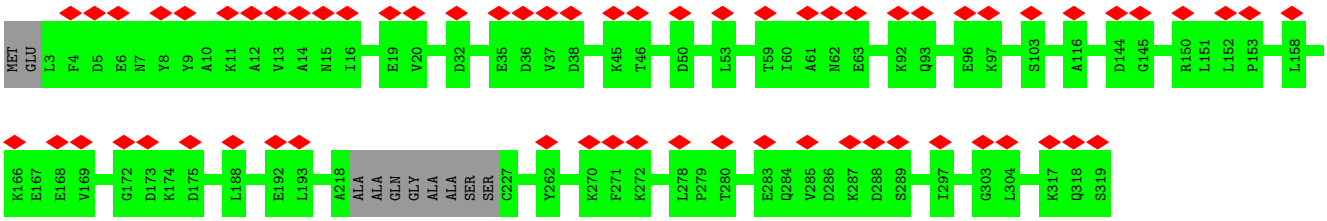

- Molecule 1: Cytosolic protein

Chain TM: 12% 98%

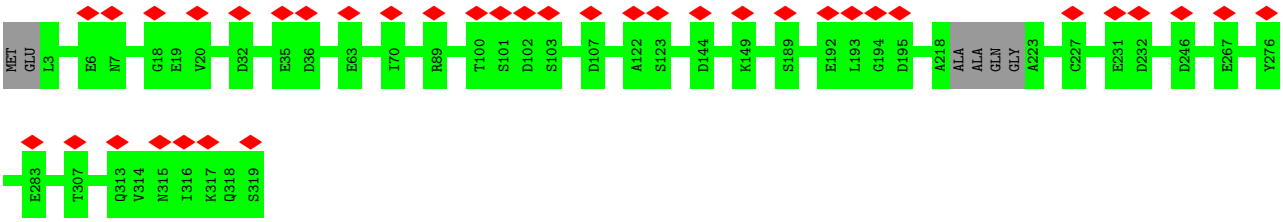

- Molecule 1: Cytosolic protein

Chain TN: 13% 98%

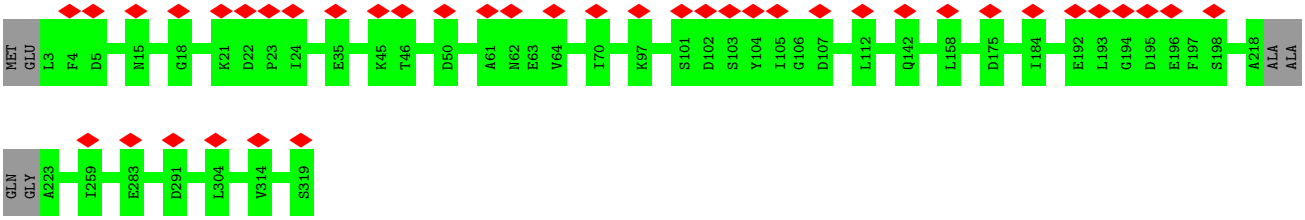

- Molecule 1: Cytosolic protein

Chain TO: 14% 97%

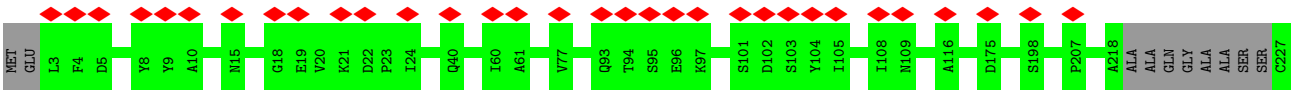

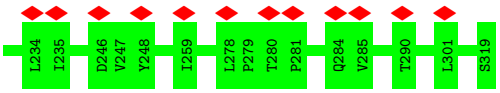

• Molecule 1: Cytosolic protein

Chain TP:

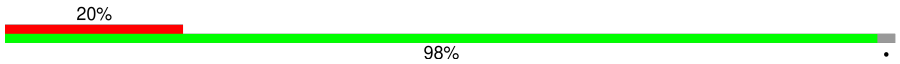

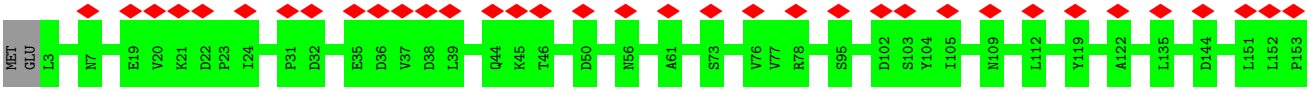

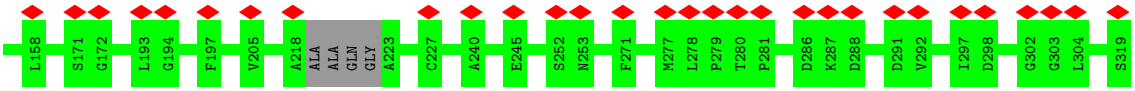

• Molecule 1: Cytosolic protein

Chain TQ:

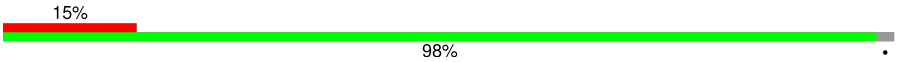

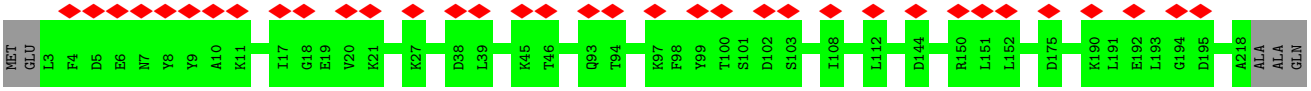

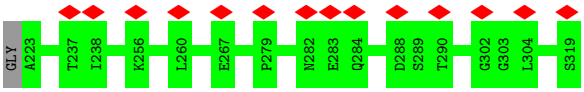

• Molecule 1: Cytosolic protein

Chain TR:

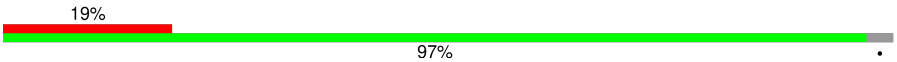

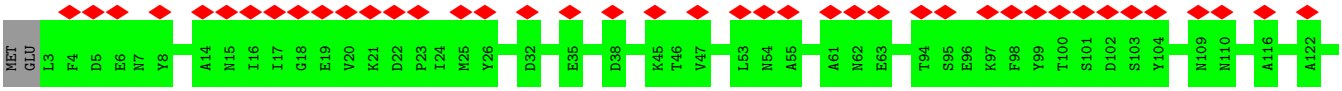

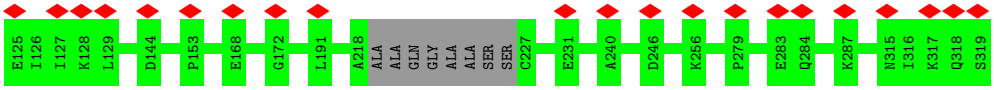

• Molecule 1: Cytosolic protein

Chain TS:

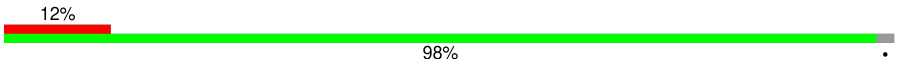

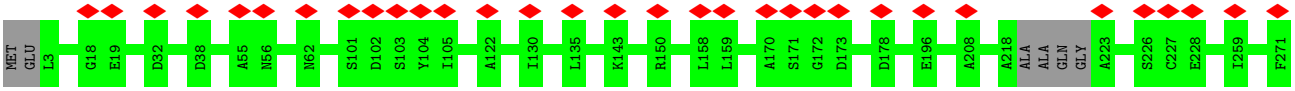

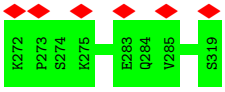

• Molecule 1: Cytosolic protein

Chain TT:

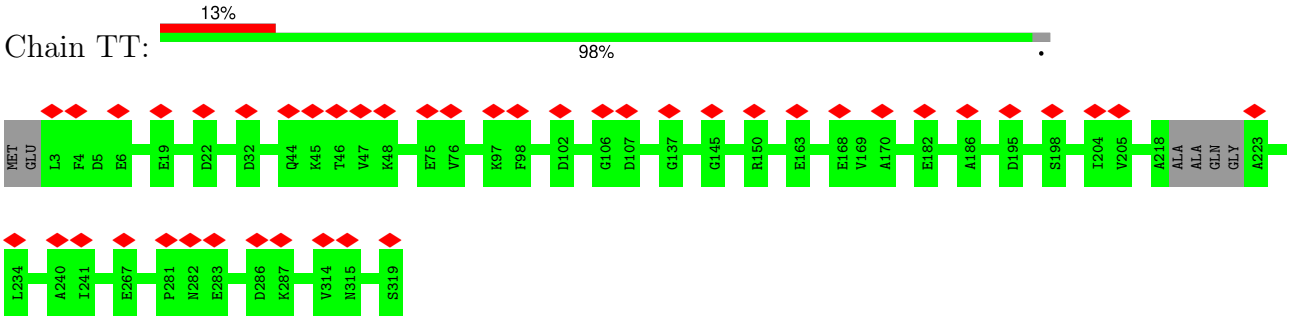

- Molecule 1: Cytosolic protein

Chain TU:

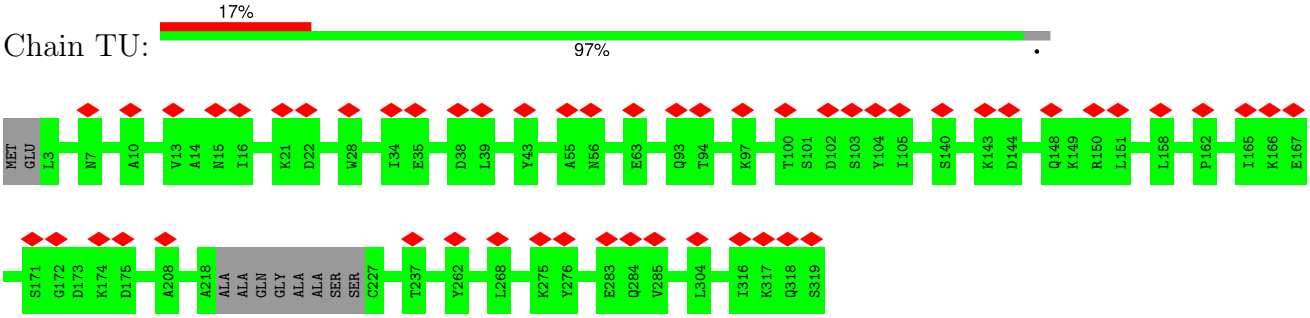

- Molecule 1: Cytosolic protein

Chain TV:

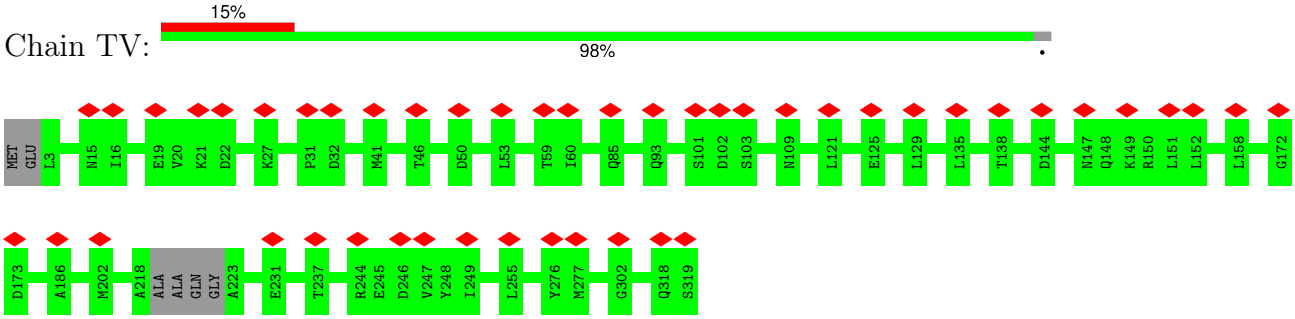

- Molecule 1: Cytosolic protein

Chain TW:

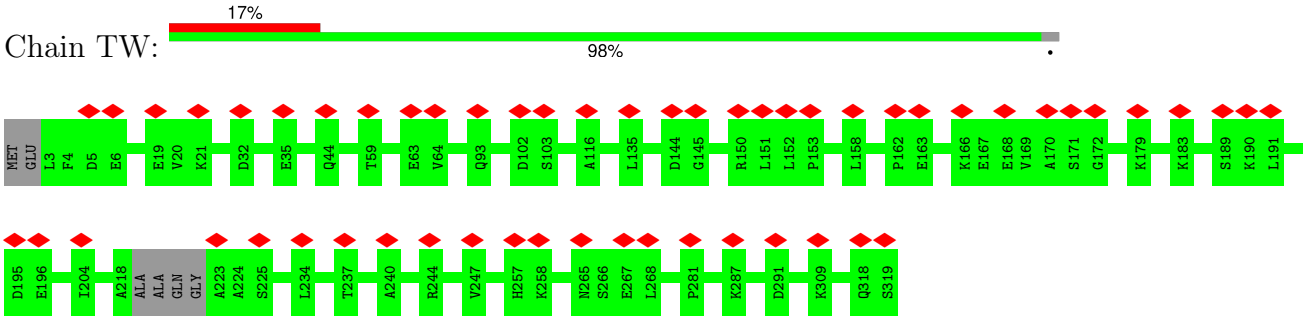

- Molecule 1: Cytosolic protein

Chain TX:

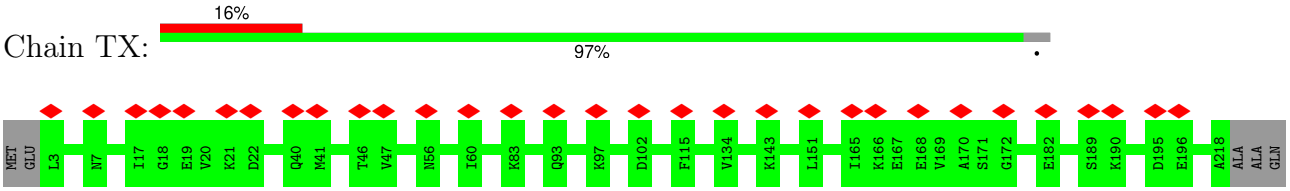

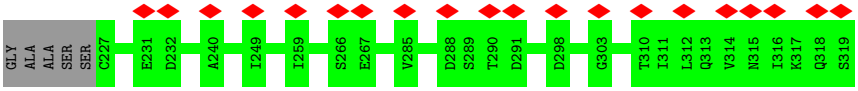

• Molecule 1: Cytosolic protein

Chain TY:

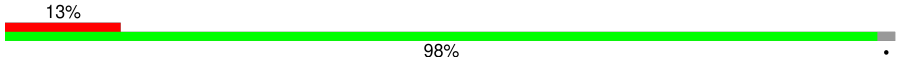

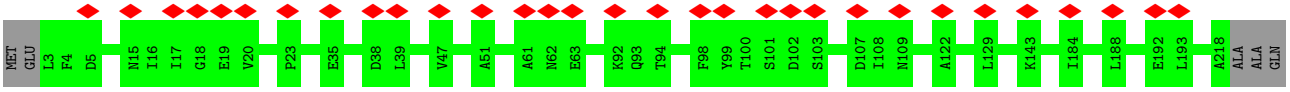

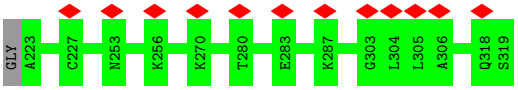

• Molecule 1: Cytosolic protein

Chain TZ:

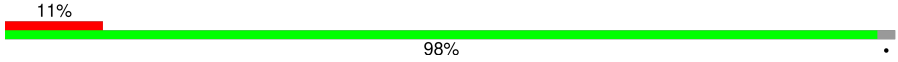

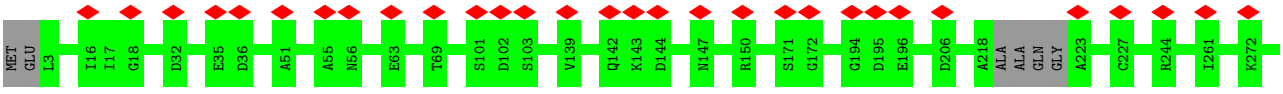

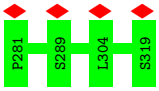

• Molecule 1: Cytosolic protein

Chain Ta:

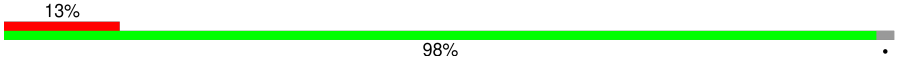

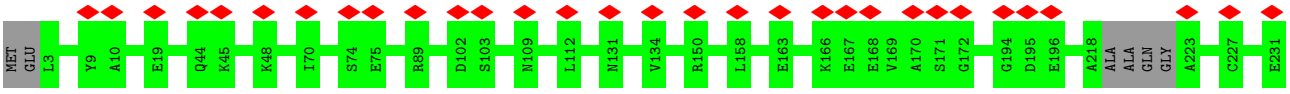

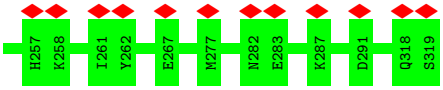

• Molecule 1: Cytosolic protein

Chain Tb:

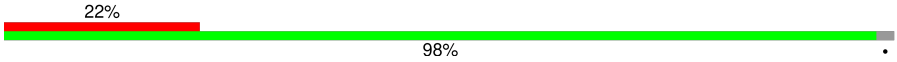

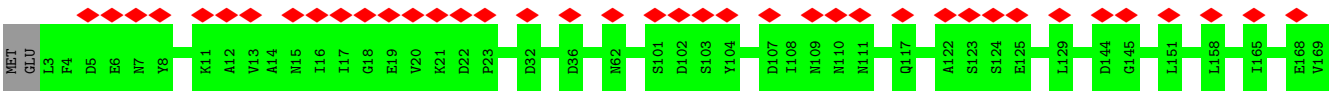

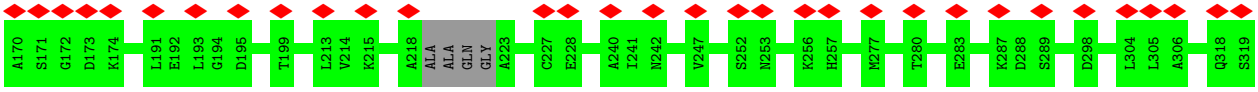

• Molecule 1: Cytosolic protein

Chain Tc:

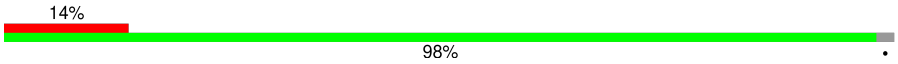

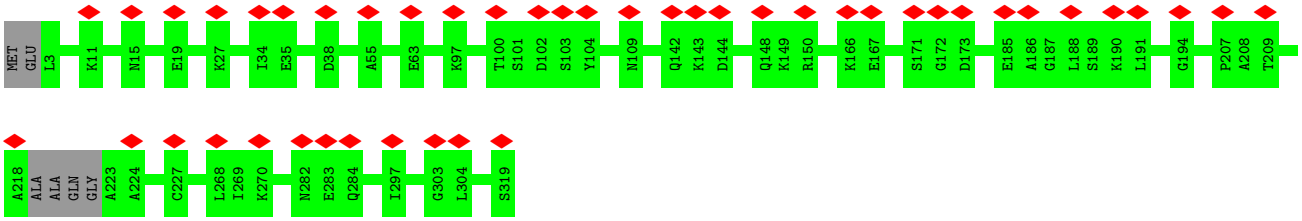

- Molecule 1: Cytosolic protein

Chain Td:

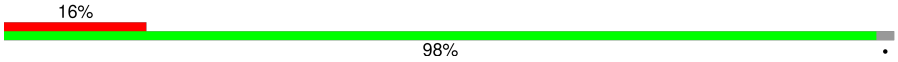

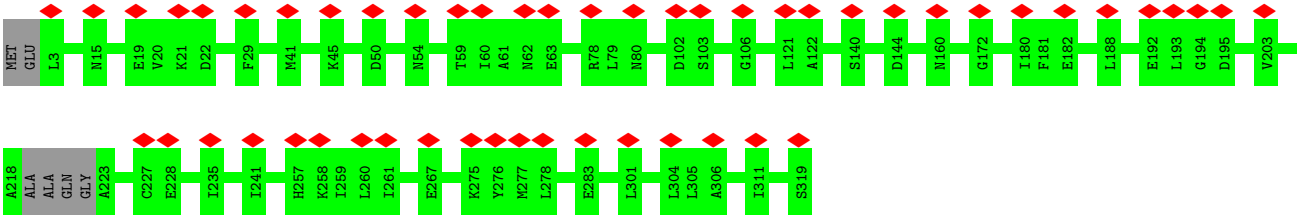

- Molecule 1: Cytosolic protein

Chain Te:

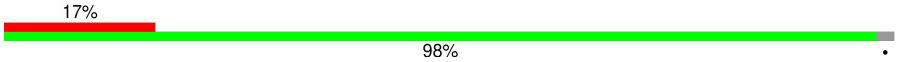

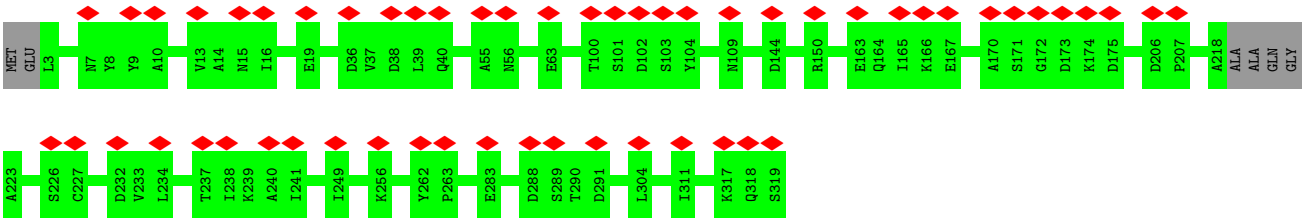

- Molecule 1: Cytosolic protein

Chain Tf:

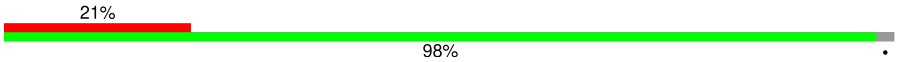

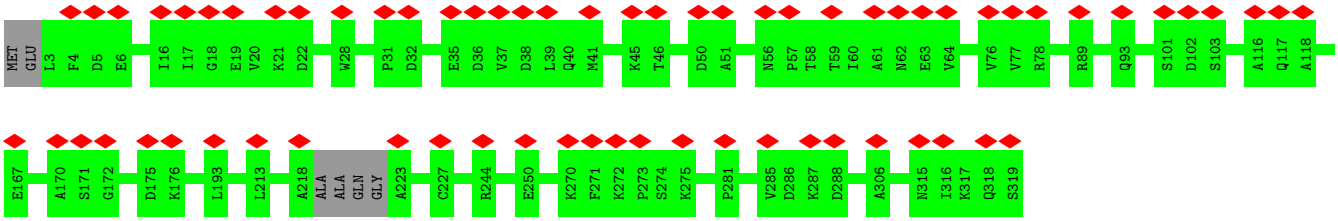

- Molecule 1: Cytosolic protein

Chain Tg:

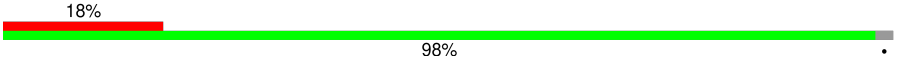

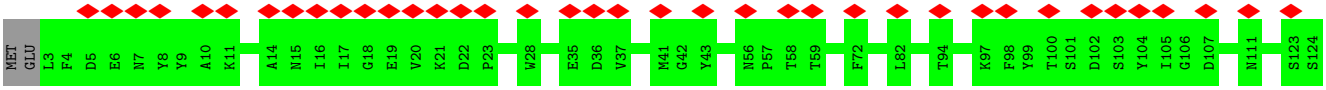

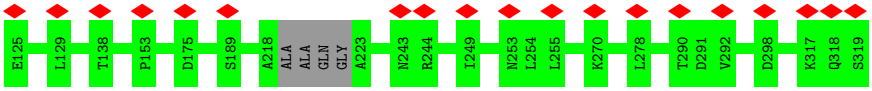

• Molecule 1: Cytosolic protein

Chain Th:

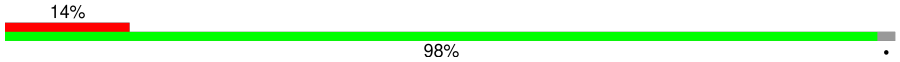

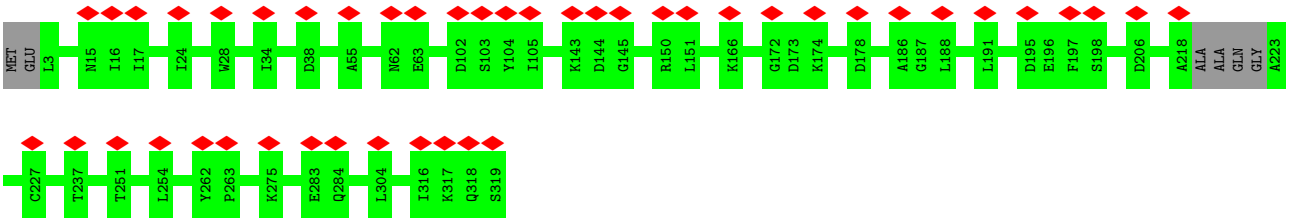

• Molecule 1: Cytosolic protein

Chain Ti:

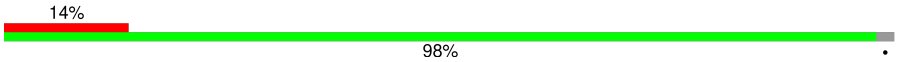

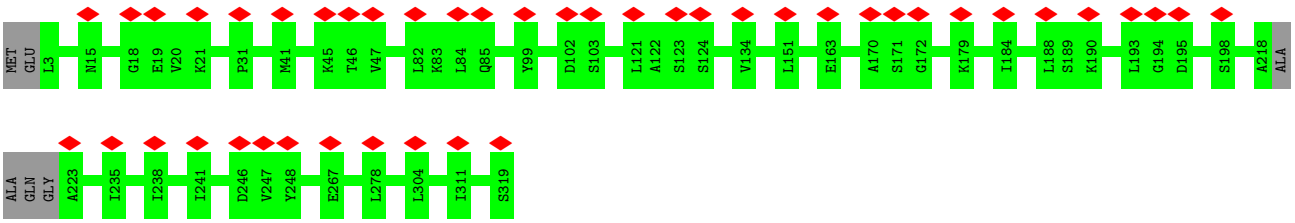

• Molecule 1: Cytosolic protein

Chain Tj:

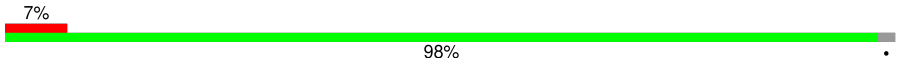

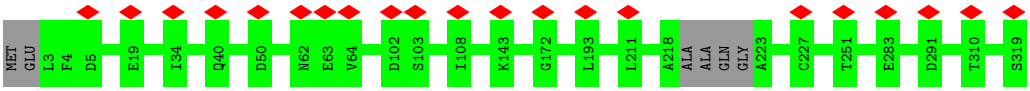

• Molecule 1: Cytosolic protein

Chain Tk:

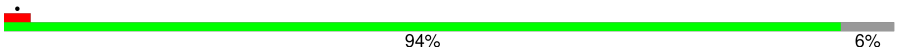

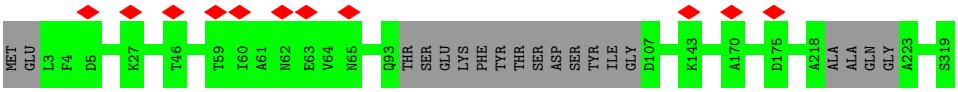

• Molecule 1: Cytosolic protein

Chain Tl:

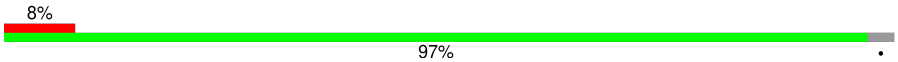

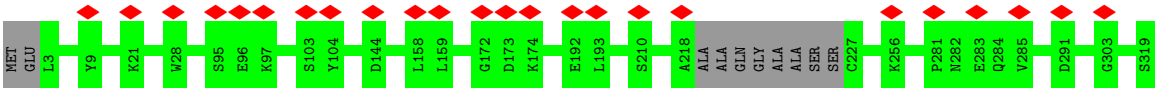

• Molecule 1: Cytosolic protein

Chain Tm:

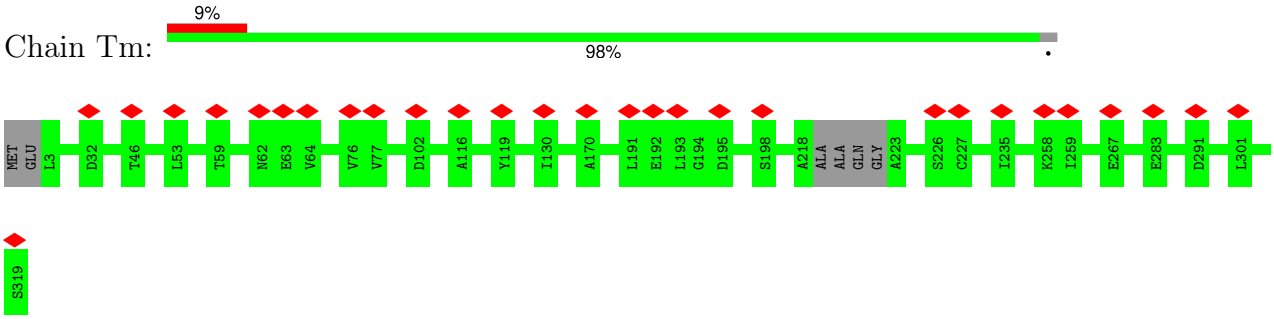

• Molecule 1: Cytosolic protein

Chain Tn:

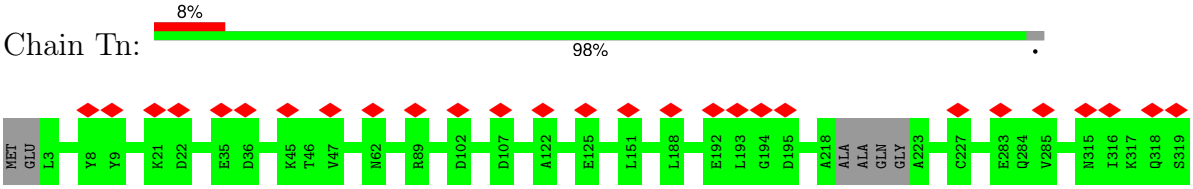

• Molecule 1: Cytosolic protein

Chain To:

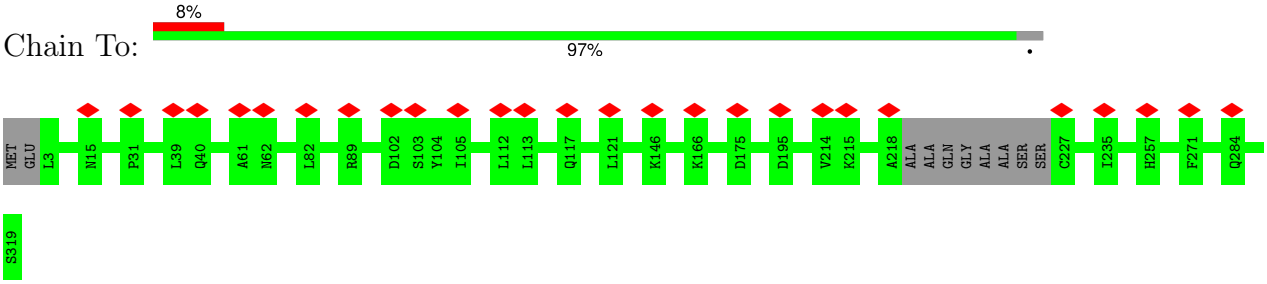

• Molecule 1: Cytosolic protein

Chain Tp:

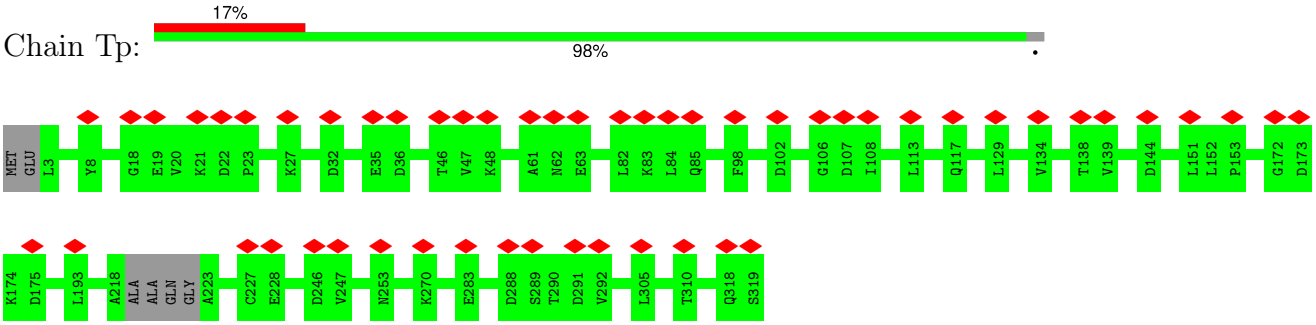

• Molecule 1: Cytosolic protein

Chain Tq:

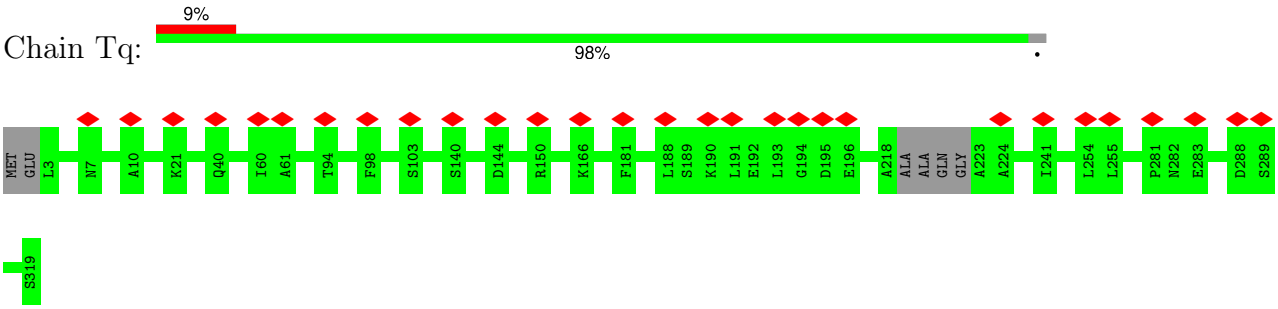

• Molecule 1: Cytosolic protein

Chain Tr:

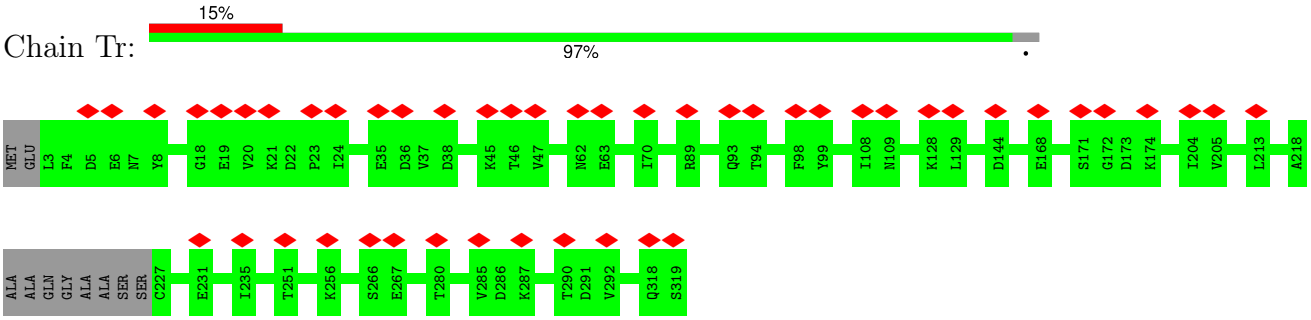

- Molecule 1: Cytosolic protein

Chain Ts:

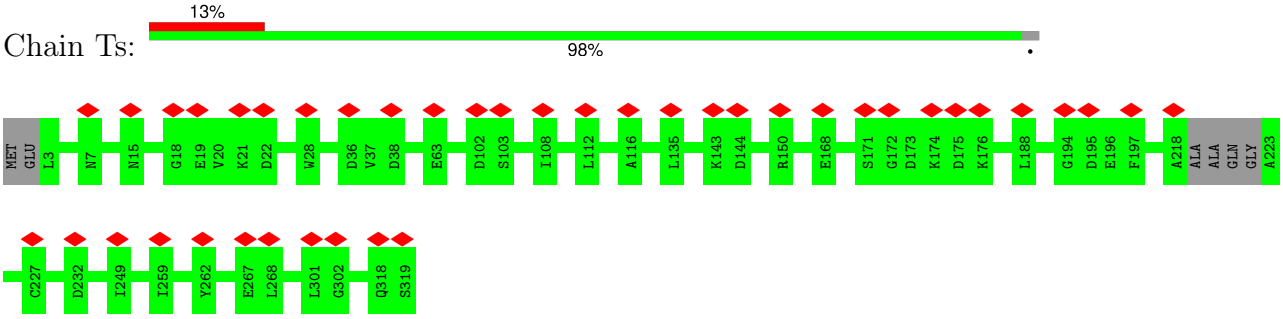

- Molecule 1: Cytosolic protein

Chain Tt:

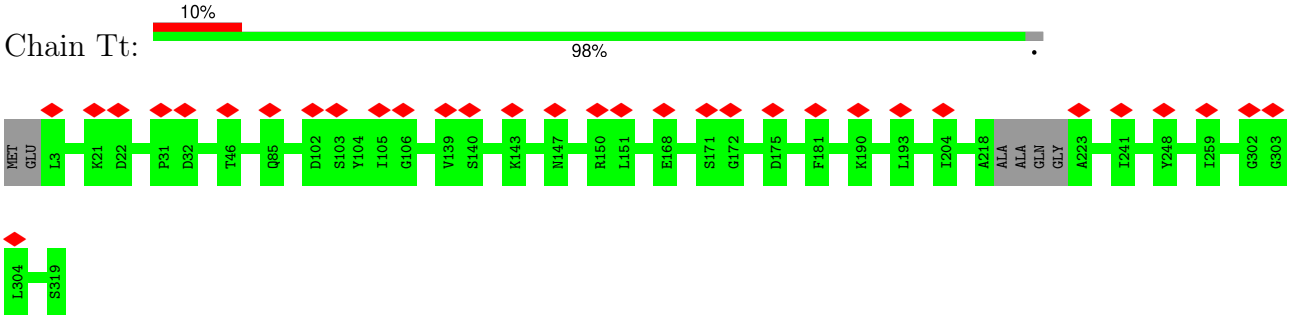

- Molecule 1: Cytosolic protein

Chain Tu:

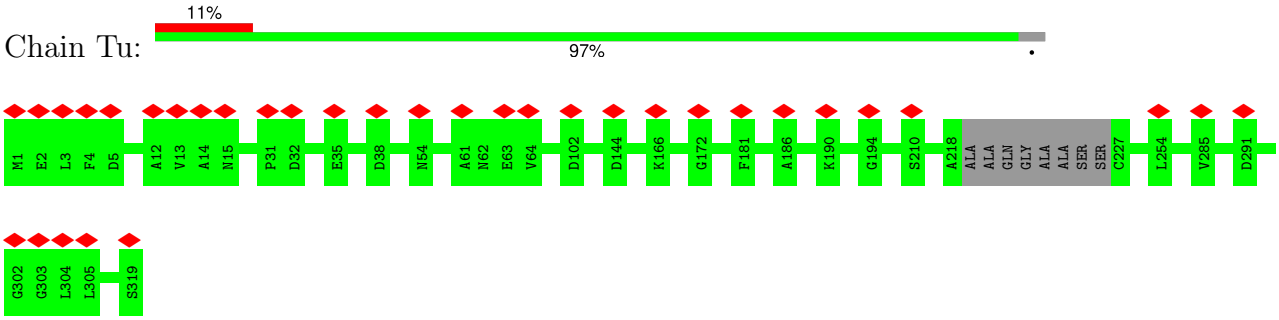

- Molecule 1: Cytosolic protein

Chain Tv:

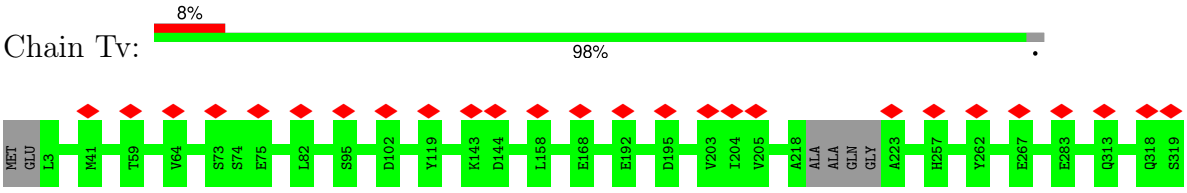

• Molecule 1: Cytosolic protein

Chain Tw:

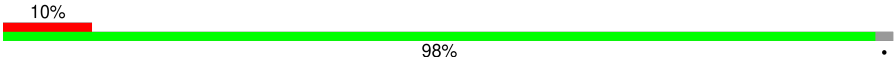

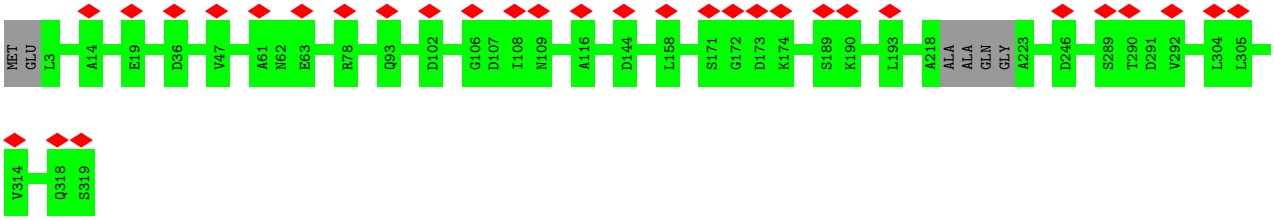

• Molecule 1: Cytosolic protein

Chain Tx:

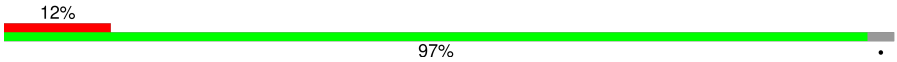

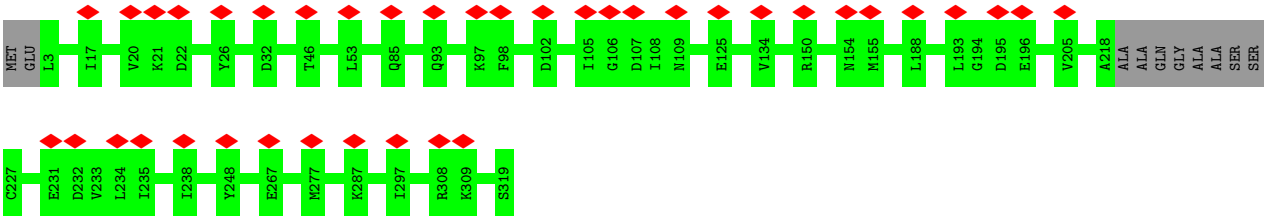

• Molecule 1: Cytosolic protein

Chain Ty:

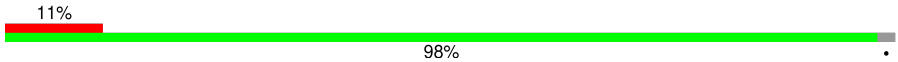

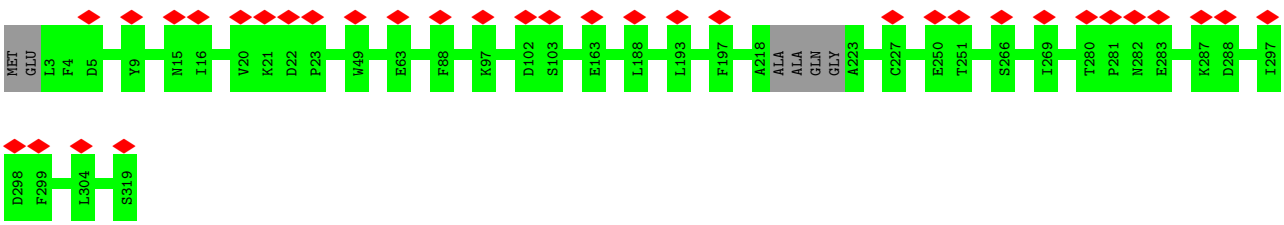

• Molecule 1: Cytosolic protein

Chain Tz:

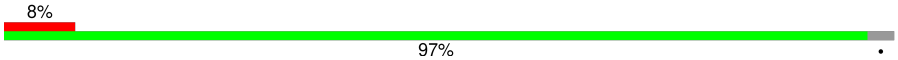

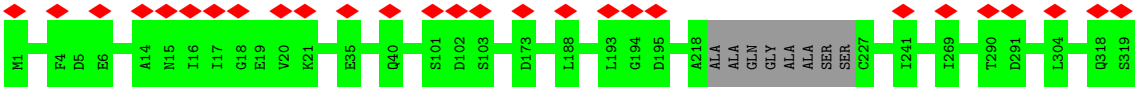

• Molecule 1: Cytosolic protein

Chain UA:

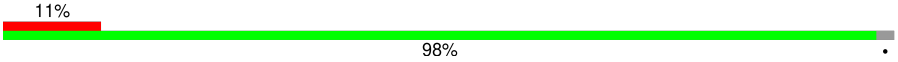

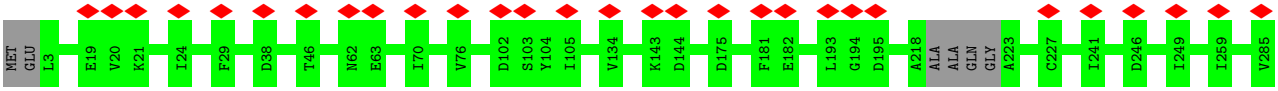

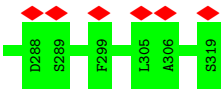

• Molecule 1: Cytosolic protein

Chain UB:

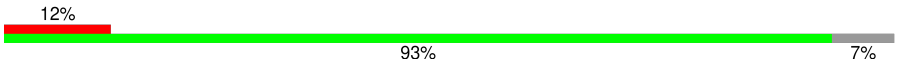

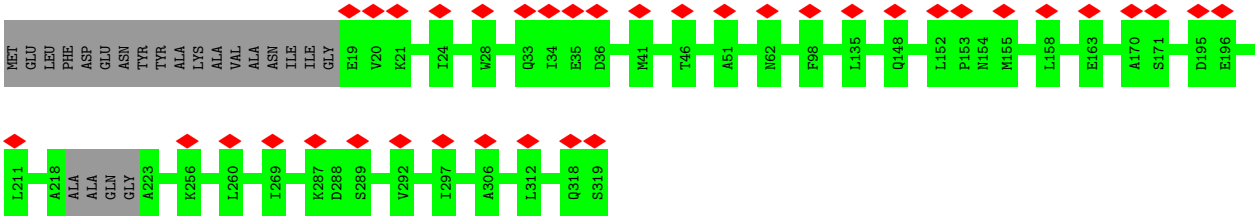

• Molecule 1: Cytosolic protein

Chain UC:

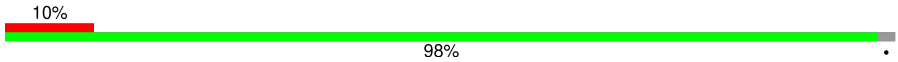

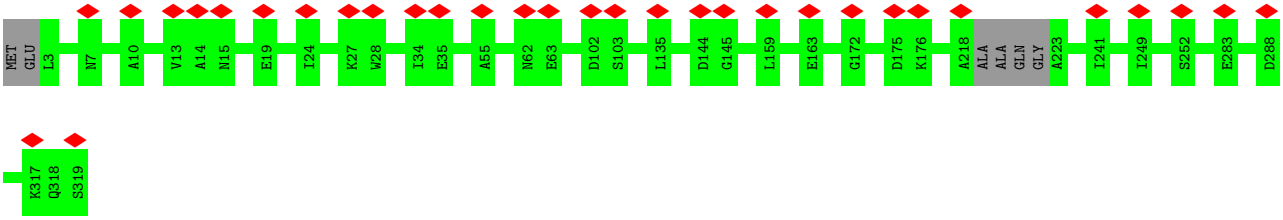

• Molecule 1: Cytosolic protein

Chain UD:

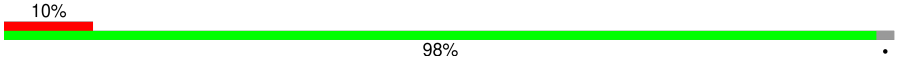

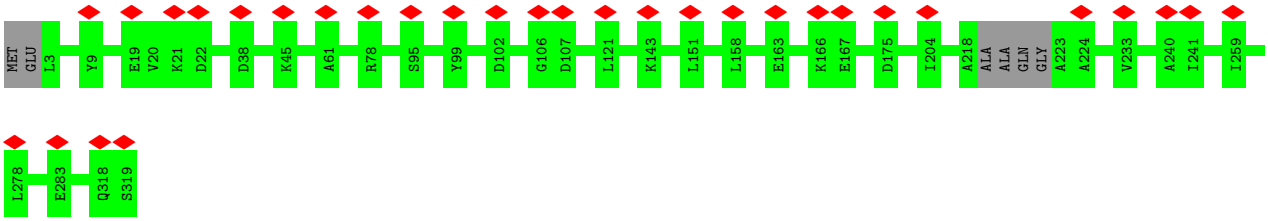

• Molecule 1: Cytosolic protein

Chain UE:

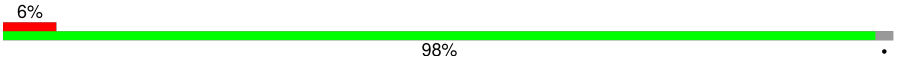

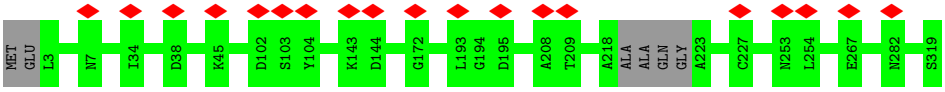

• Molecule 1: Cytosolic protein

Chain UF:

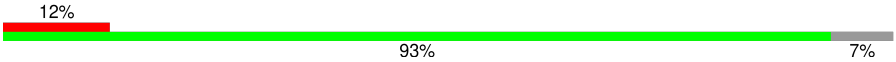

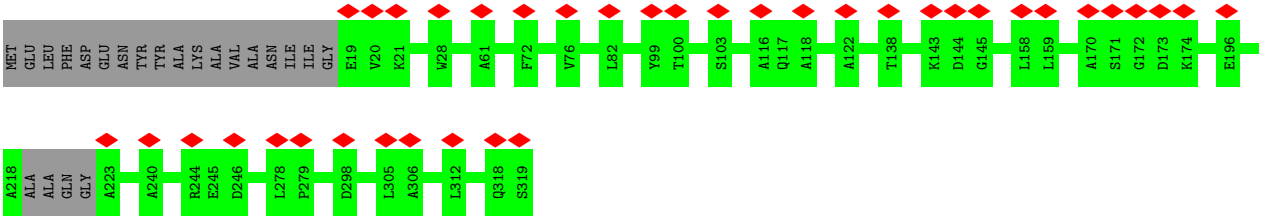

• Molecule 1: Cytosolic protein

Chain UG:

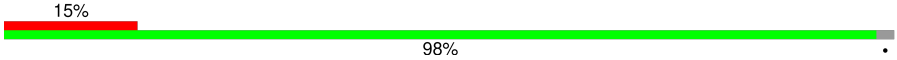

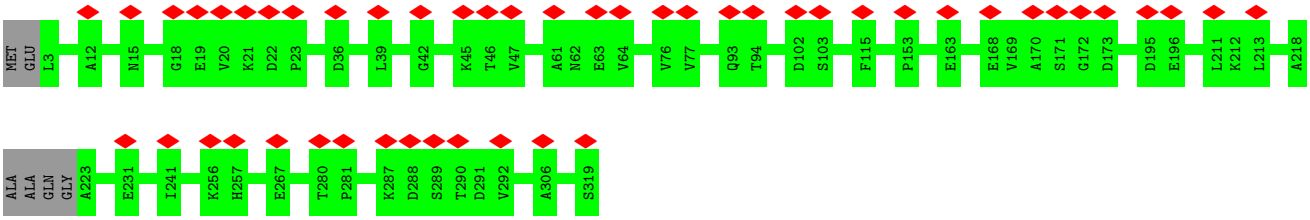

• Molecule 1: Cytosolic protein

Chain UH:

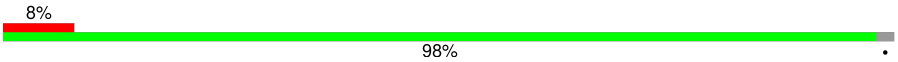

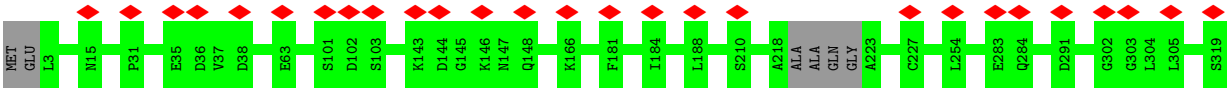

• Molecule 1: Cytosolic protein

Chain UI:

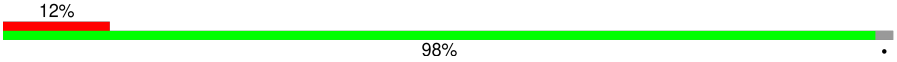

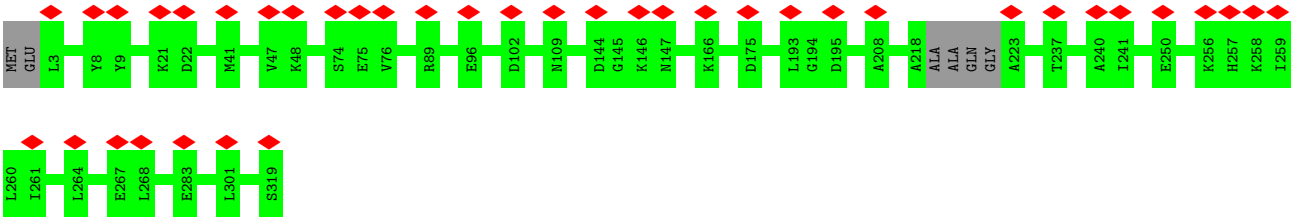

• Molecule 1: Cytosolic protein

Chain UJ:

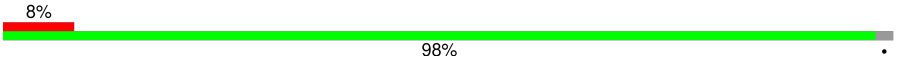

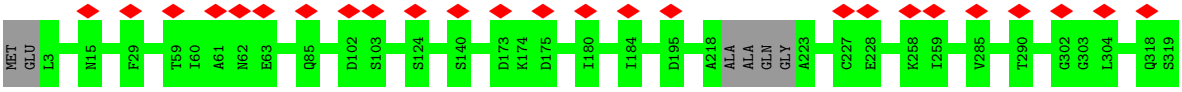

• Molecule 1: Cytosolic protein

Chain UK:

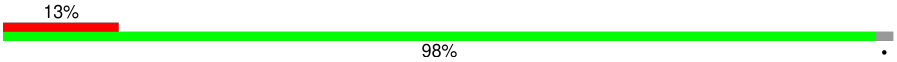

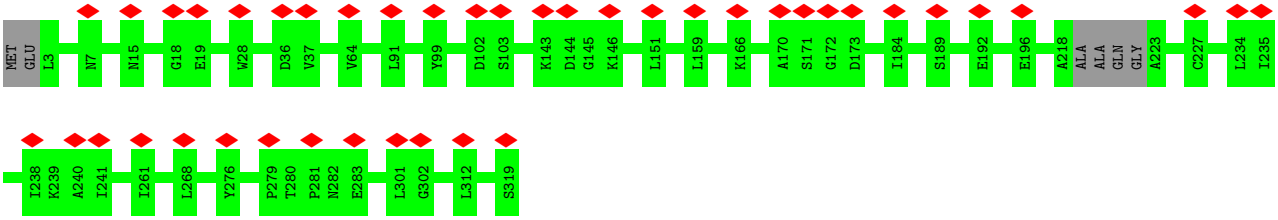

• Molecule 1: Cytosolic protein

Chain UL:

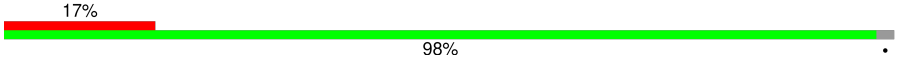

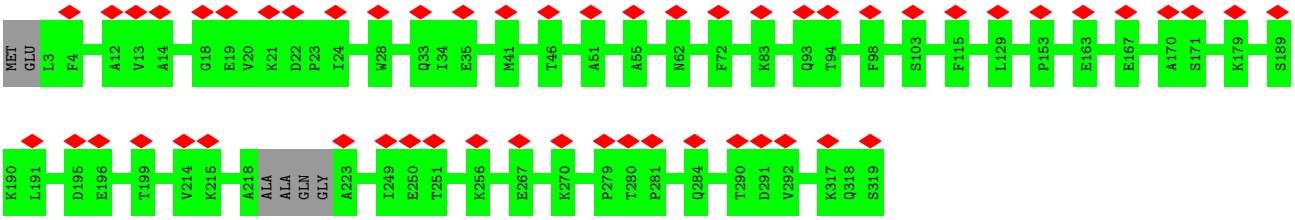

• Molecule 1: Cytosolic protein

Chain UM:

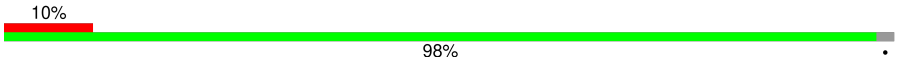

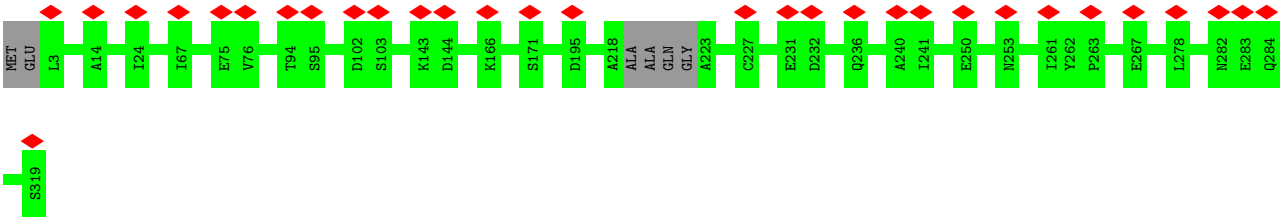

• Molecule 1: Cytosolic protein

Chain UN:

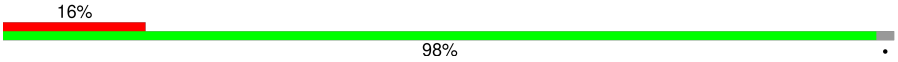

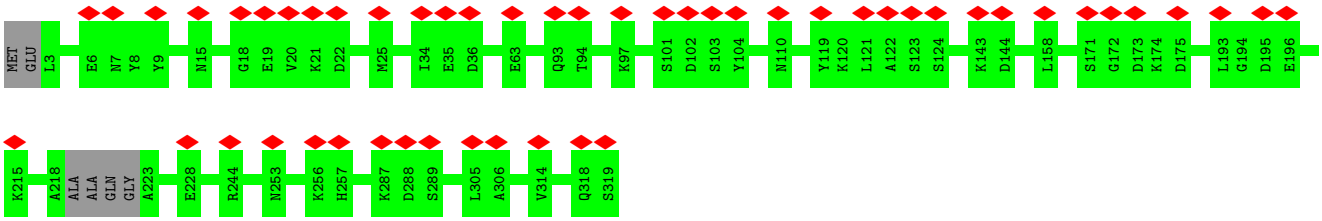

• Molecule 1: Cytosolic protein

Chain UO:

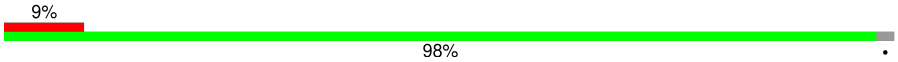

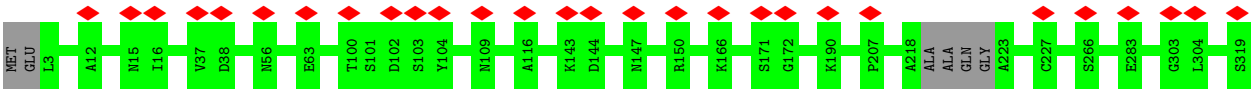

• Molecule 1: Cytosolic protein

Chain UP:

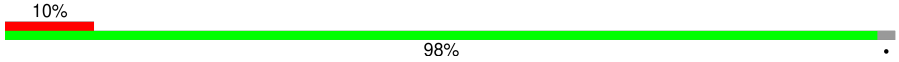

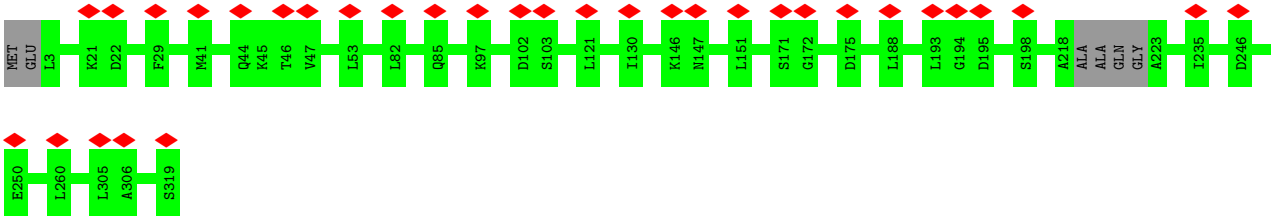

- Molecule 1: Cytosolic protein

Chain UQ:

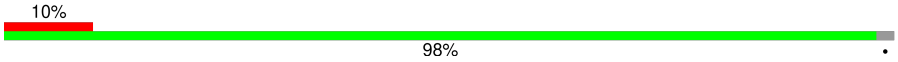

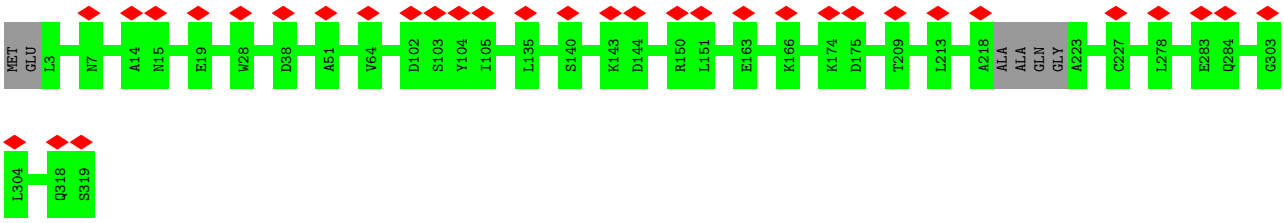

- Molecule 1: Cytosolic protein

Chain UR:

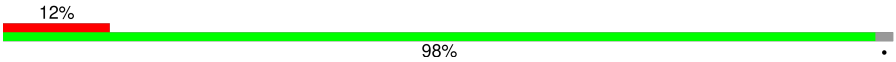

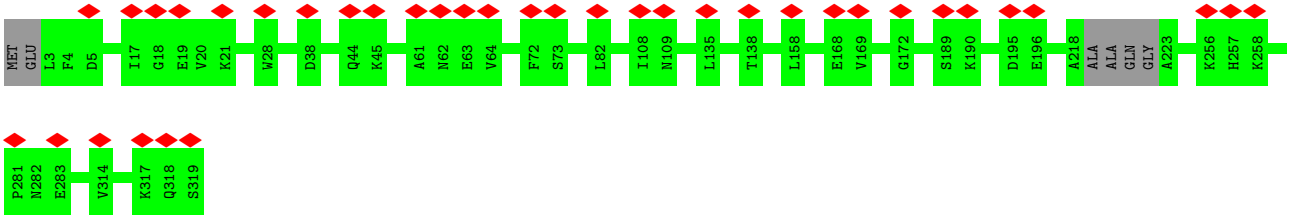

- Molecule 1: Cytosolic protein

Chain US:

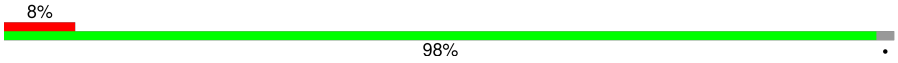

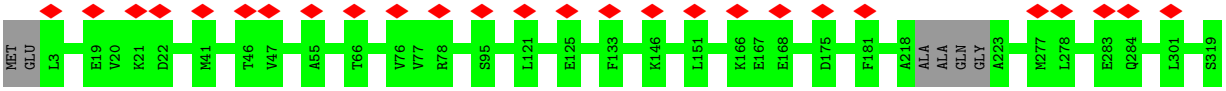

- Molecule 1: Cytosolic protein

Chain UT:

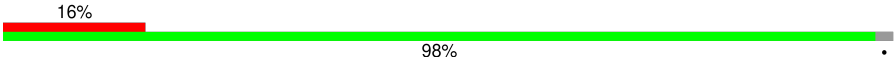

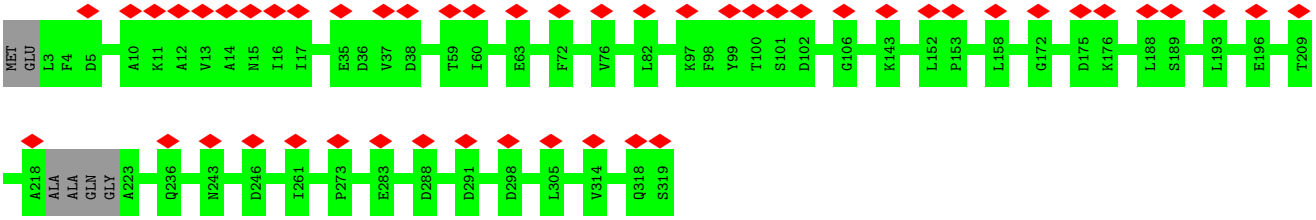

• Molecule 1: Cytosolic protein

Chain UU:

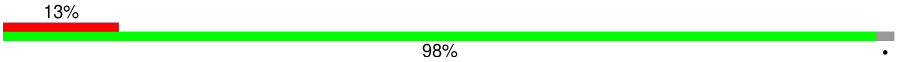

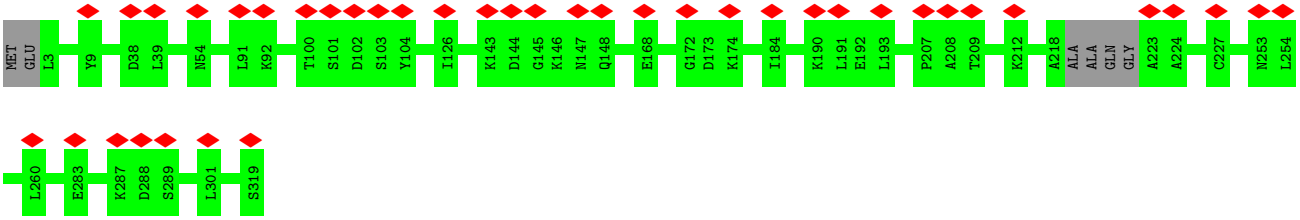

• Molecule 1: Cytosolic protein

Chain UV:

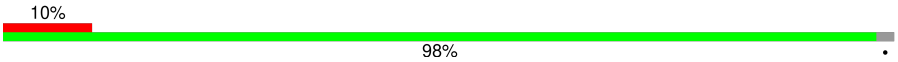

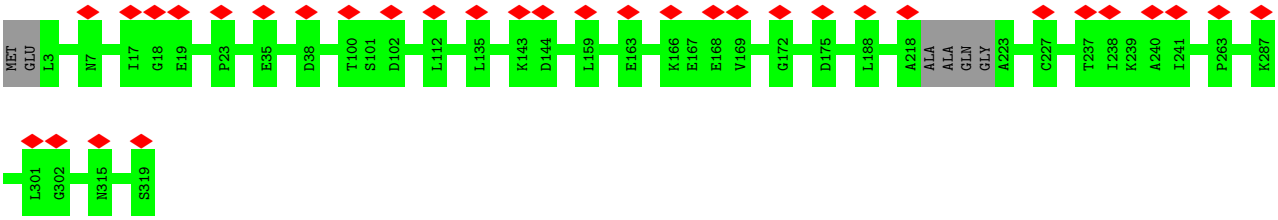

• Molecule 1: Cytosolic protein

Chain UW:

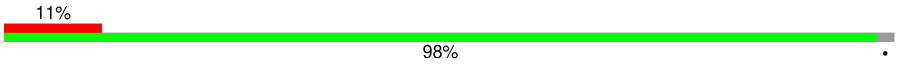

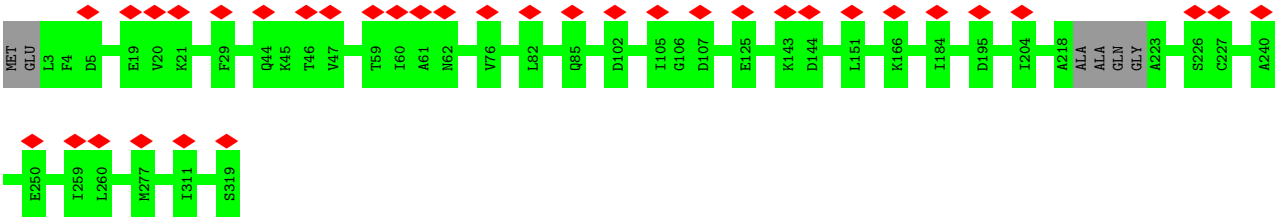

• Molecule 1: Cytosolic protein

Chain UX:

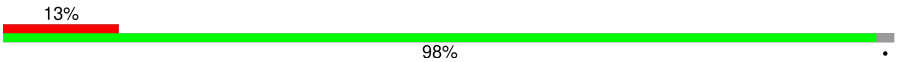

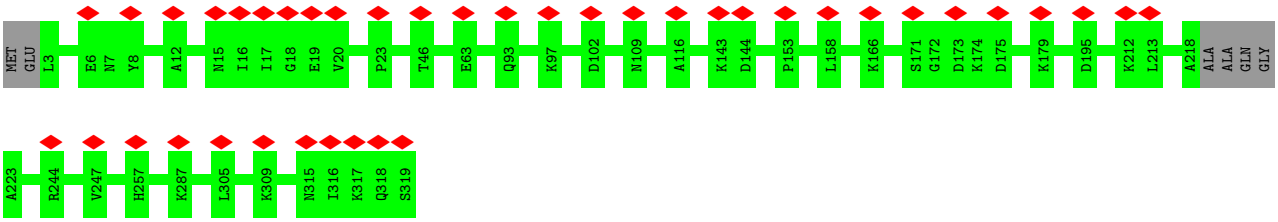

• Molecule 1: Cytosolic protein

Chain UY:

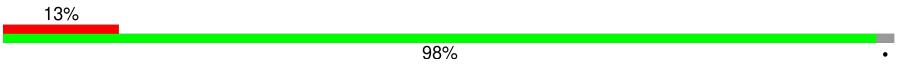

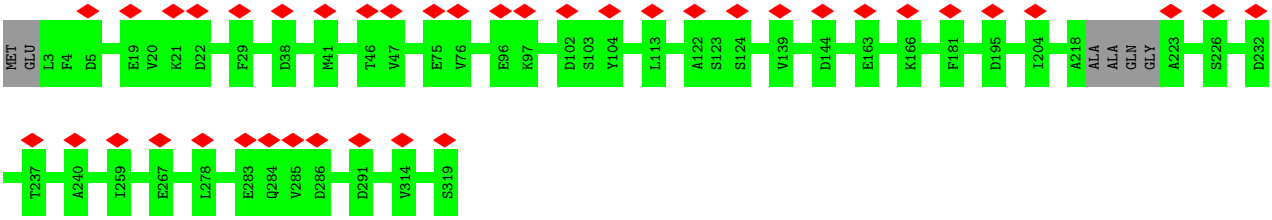

• Molecule 1: Cytosolic protein

Chain UZ:

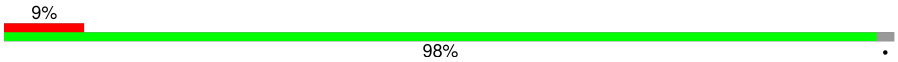

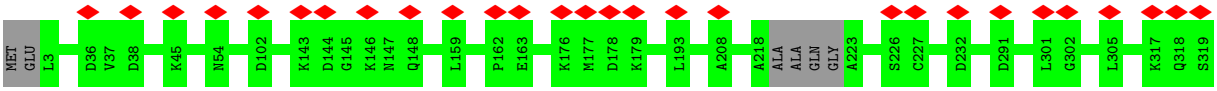

• Molecule 1: Cytosolic protein

Chain Ua:

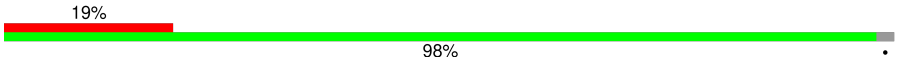

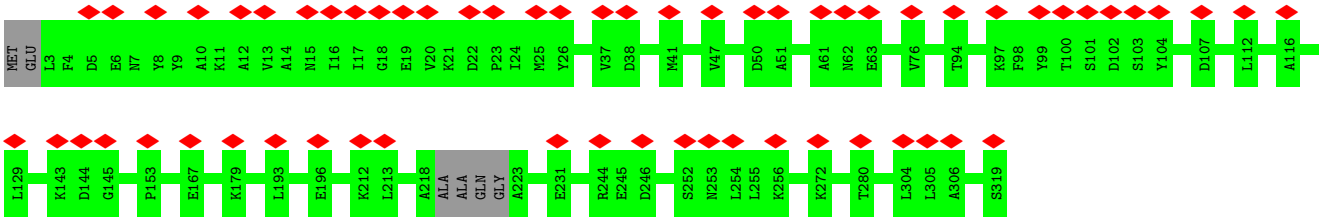

• Molecule 1: Cytosolic protein

Chain Ub:

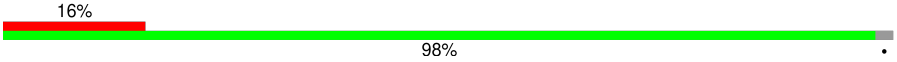

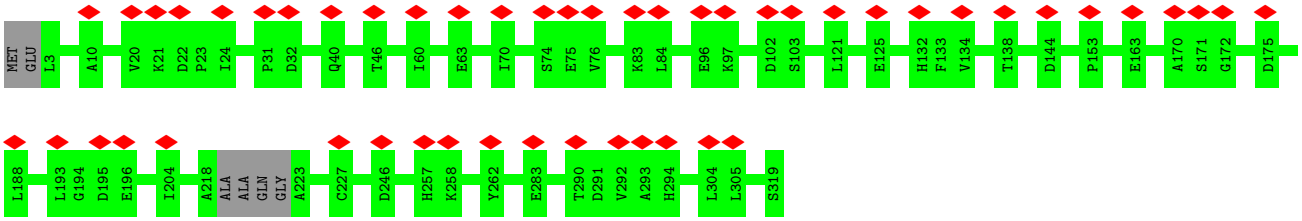

• Molecule 1: Cytosolic protein

Chain Uc:

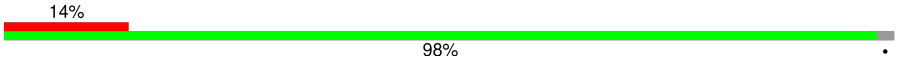

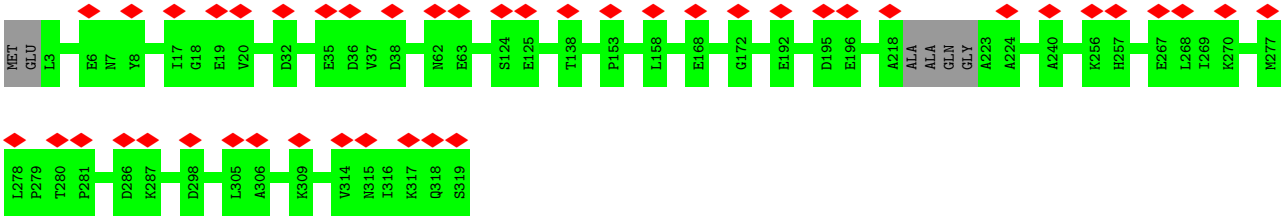

• Molecule 1: Cytosolic protein

Chain Ud:

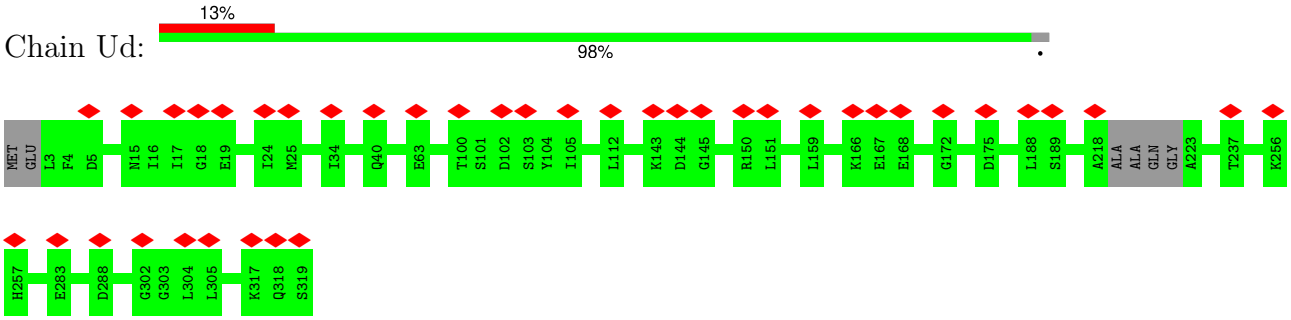

- Molecule 1: Cytosolic protein

Chain Ue:

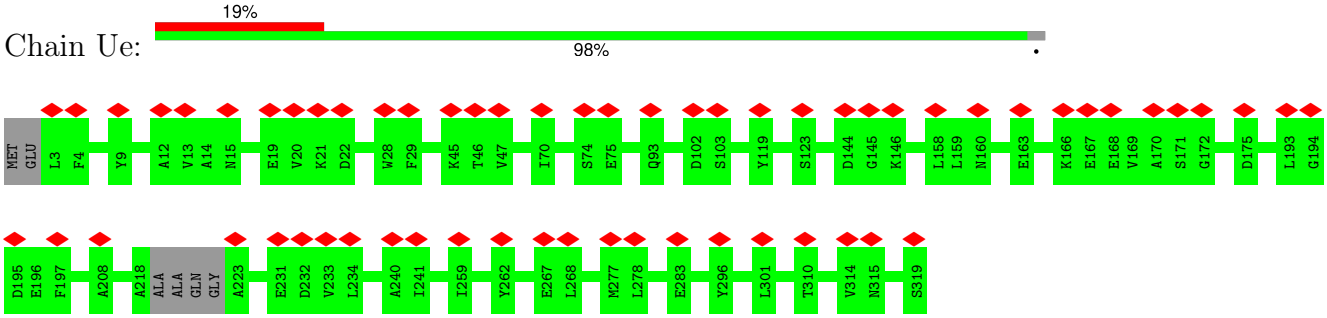

- Molecule 1: Cytosolic protein

Chain Uf:

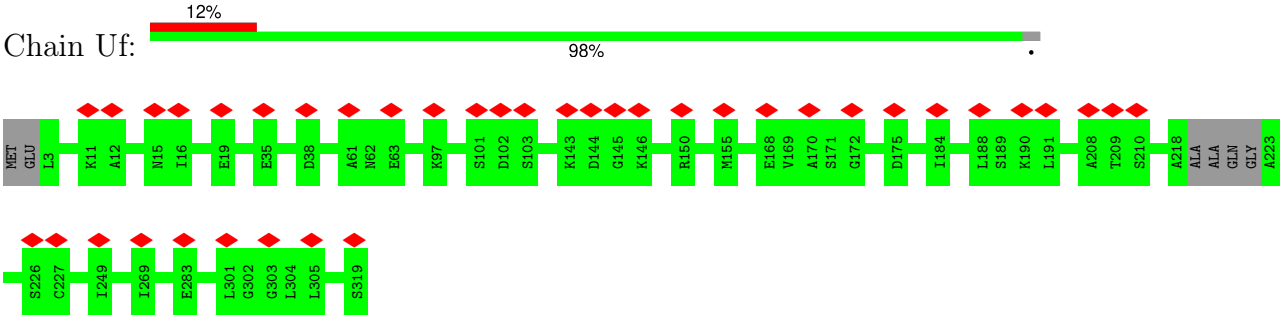

- Molecule 1: Cytosolic protein

Chain Ug:

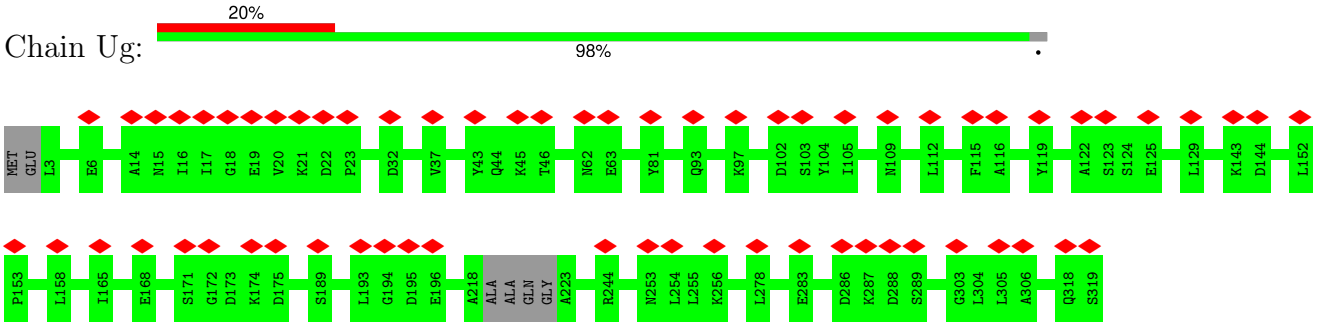

- Molecule 1: Cytosolic protein

Chain Uh:

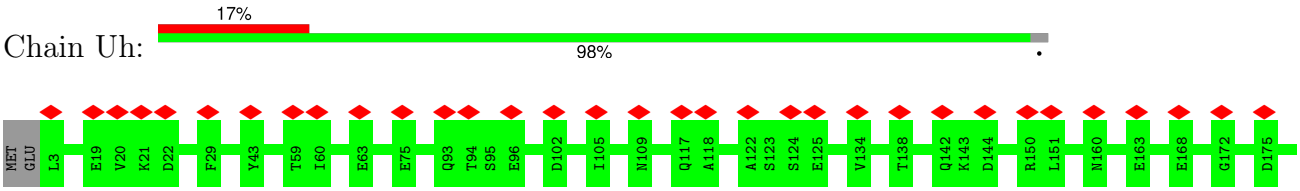

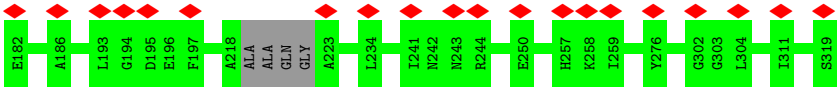

• Molecule 1: Cytosolic protein

Chain Ui:

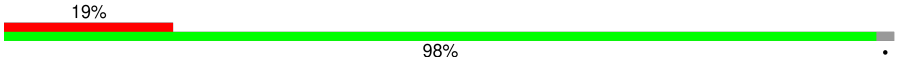

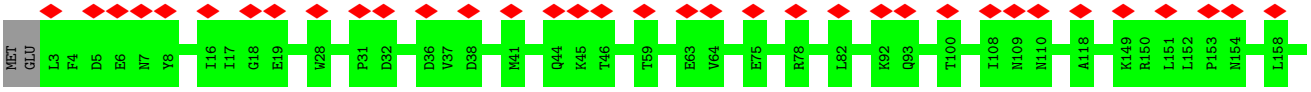

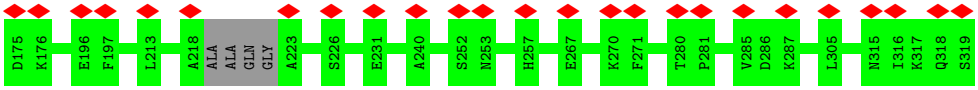

• Molecule 1: Cytosolic protein

Chain Uj:

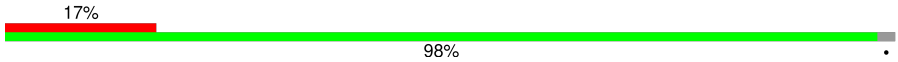

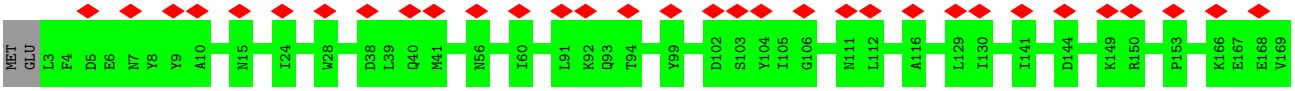

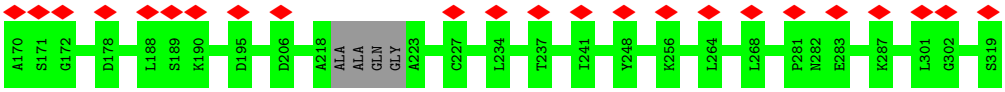

• Molecule 1: Cytosolic protein

Chain Uk:

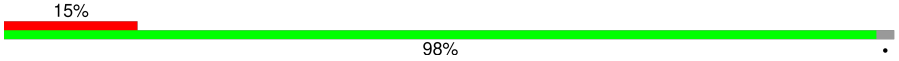

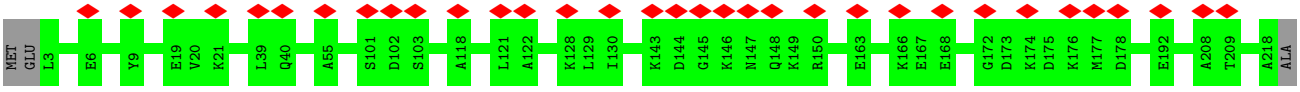

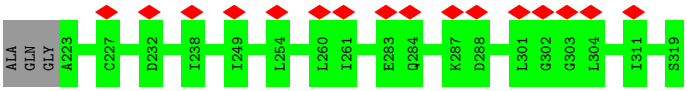

• Molecule 1: Cytosolic protein

Chain Ul:

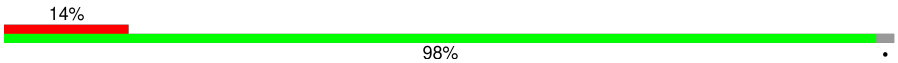

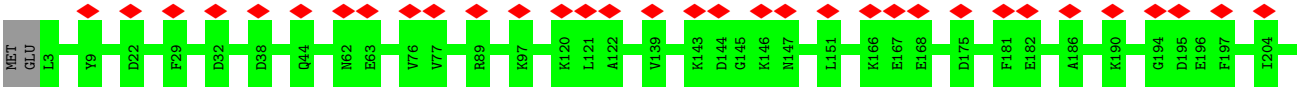

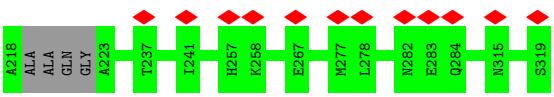

• Molecule 1: Cytosolic protein

Chain Um:

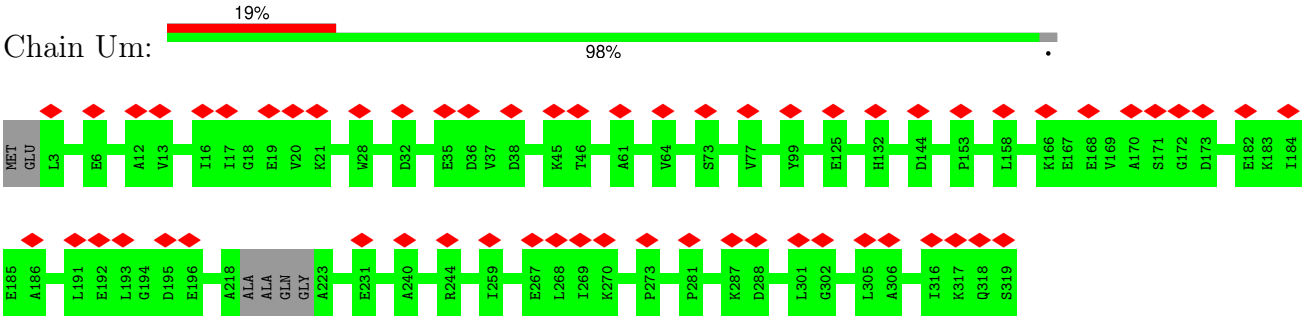

- Molecule 2: Decoration protein P03

Chain Bf:

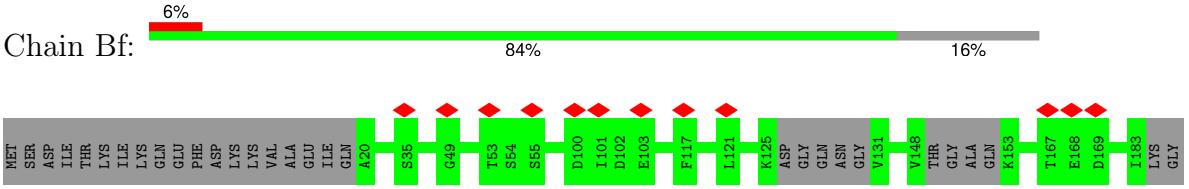

- Molecule 2: Decoration protein P03

Chain Bg:

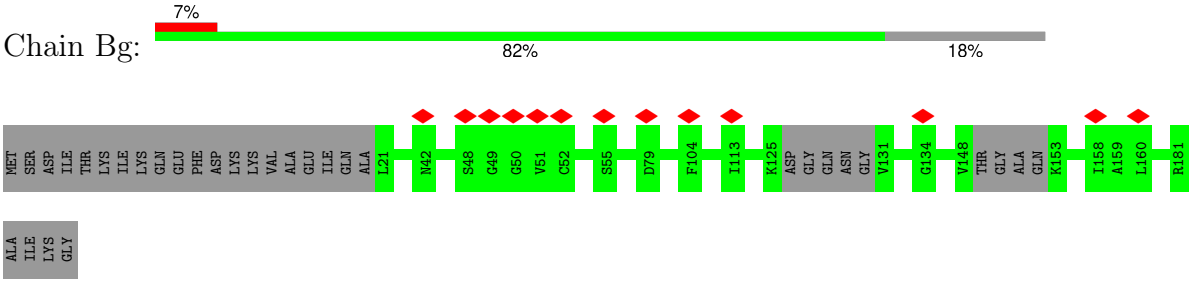

- Molecule 2: Decoration protein P03

Chain Bh:

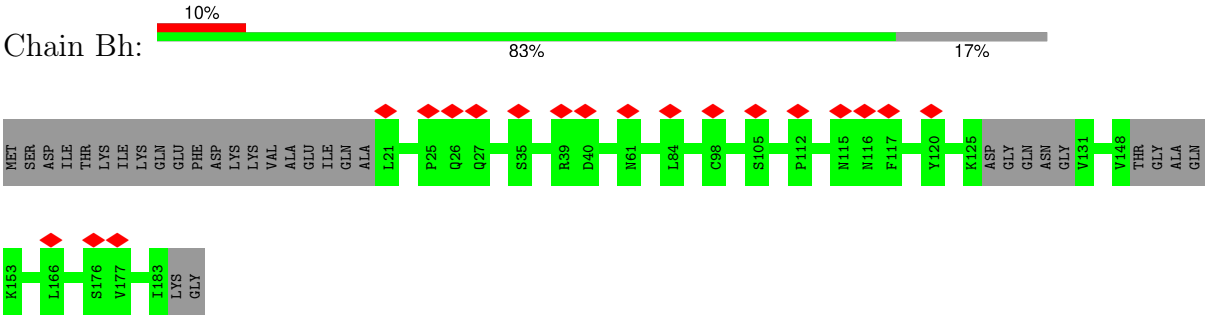

- Molecule 2: Decoration protein P03

Chain Bi:

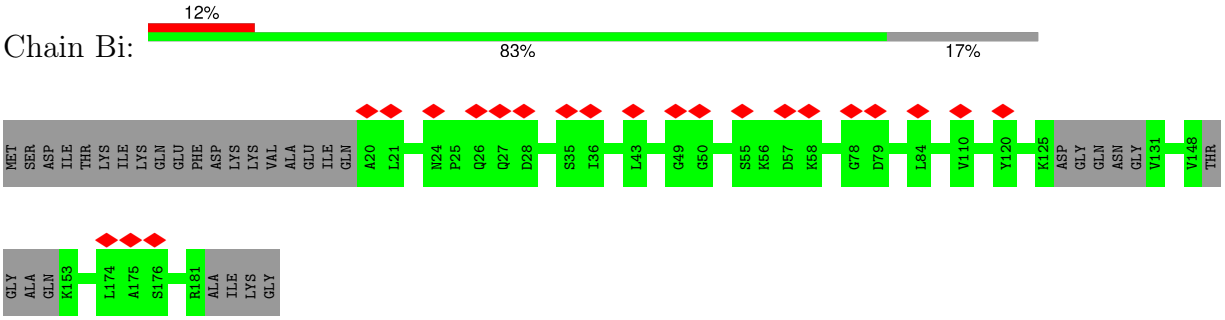

- Molecule 2: Decoration protein P03

Chain Bj:

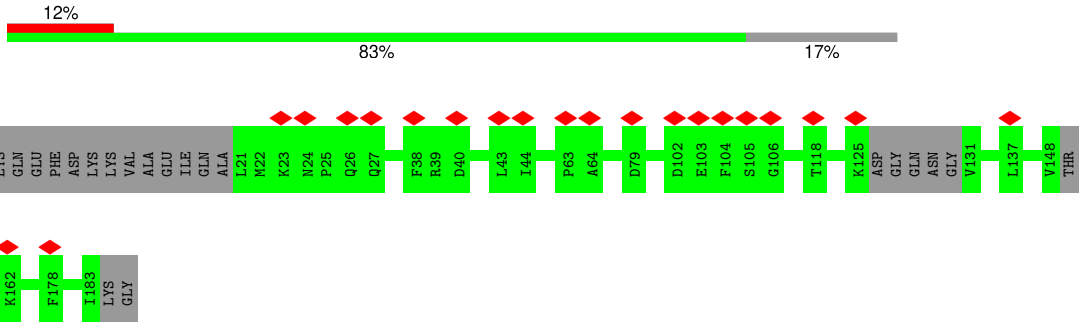

• Molecule 2: Decoration protein P03

Chain Bk:

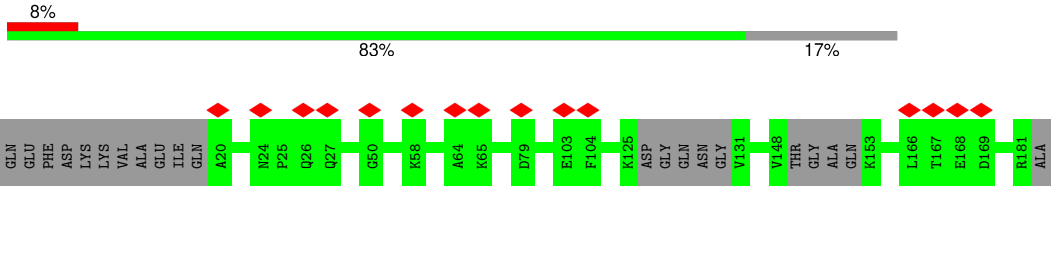

• Molecule 2: Decoration protein P03

Chain Bl:

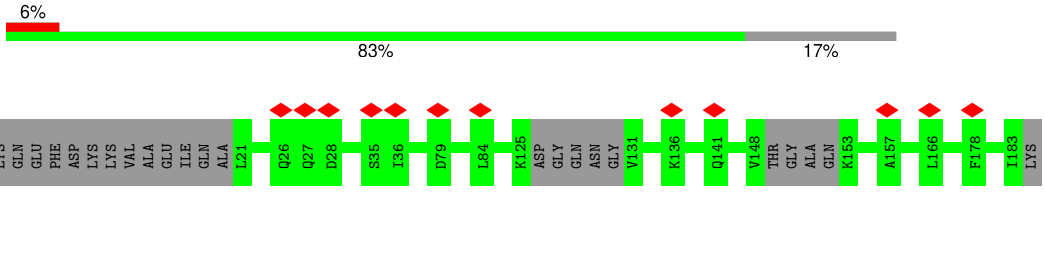

• Molecule 2: Decoration protein P03

Chain Bm:

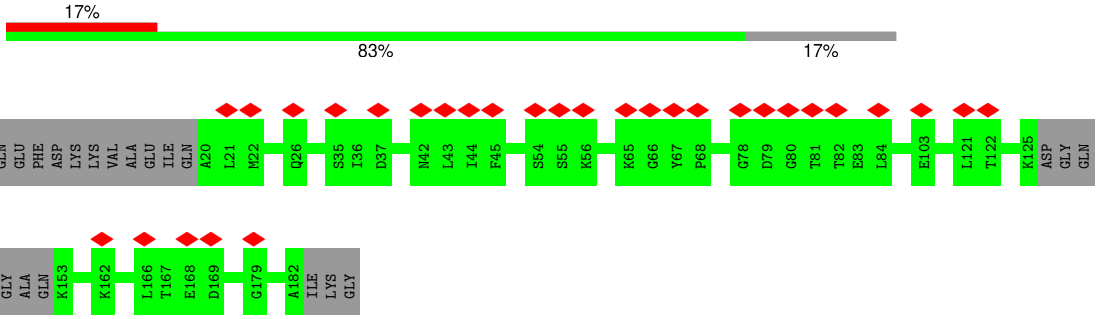

• Molecule 2: Decoration protein P03

Chain Bn:

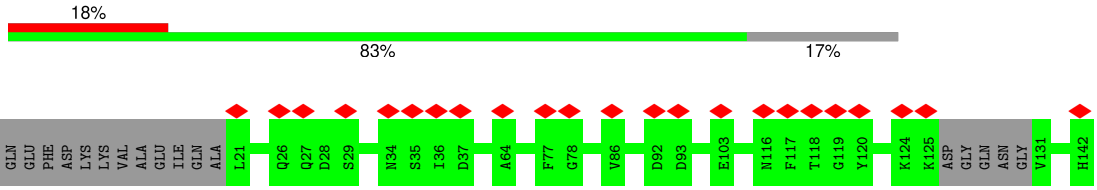

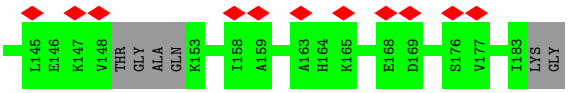

• Molecule 2: Decoration protein P03

Chain Bo:

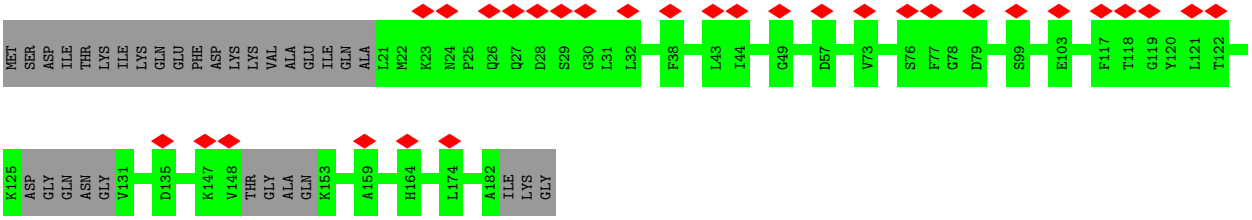

• Molecule 2: Decoration protein P03

Chain Bp:

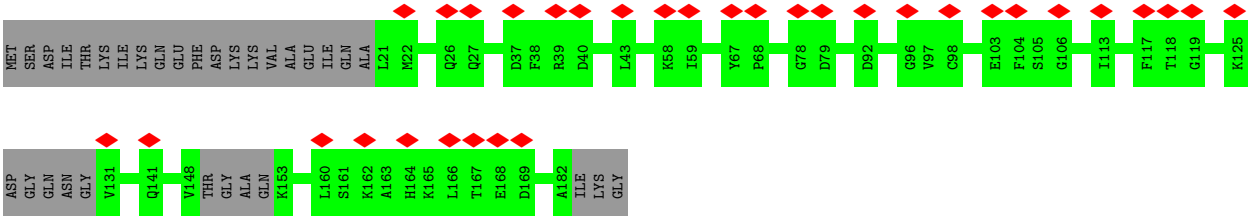

• Molecule 2: Decoration protein P03

Chain Bq:

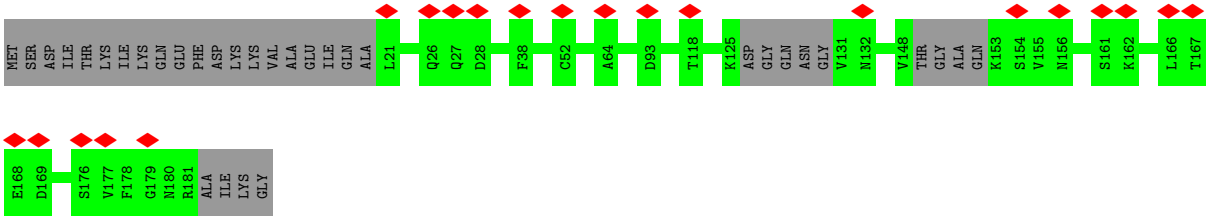

• Molecule 2: Decoration protein P03

Chain Br:

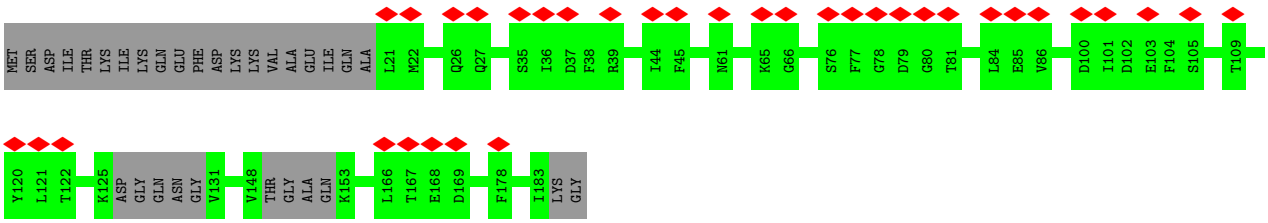

• Molecule 2: Decoration protein P03

Chain Bs:

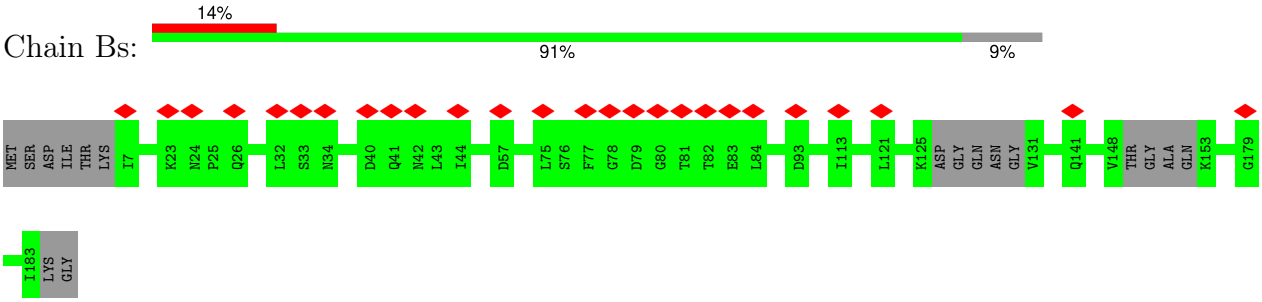

- Molecule 2: Decoration protein P03

Chain Bt:

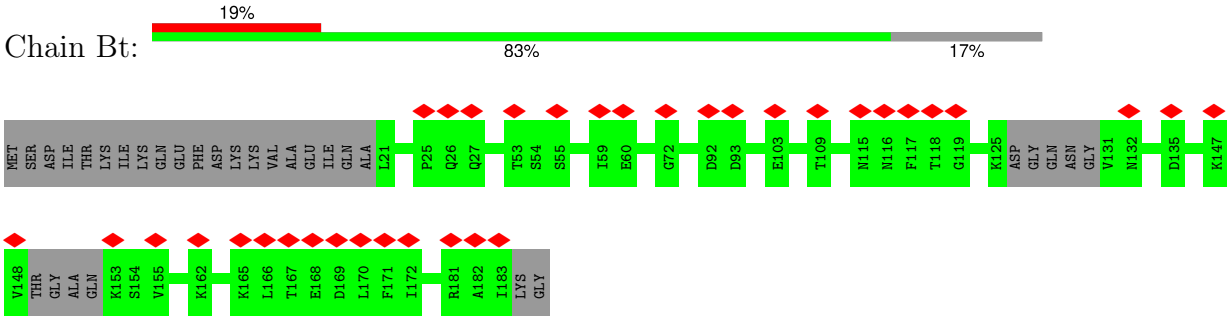

- Molecule 2: Decoration protein P03

Chain Bu:

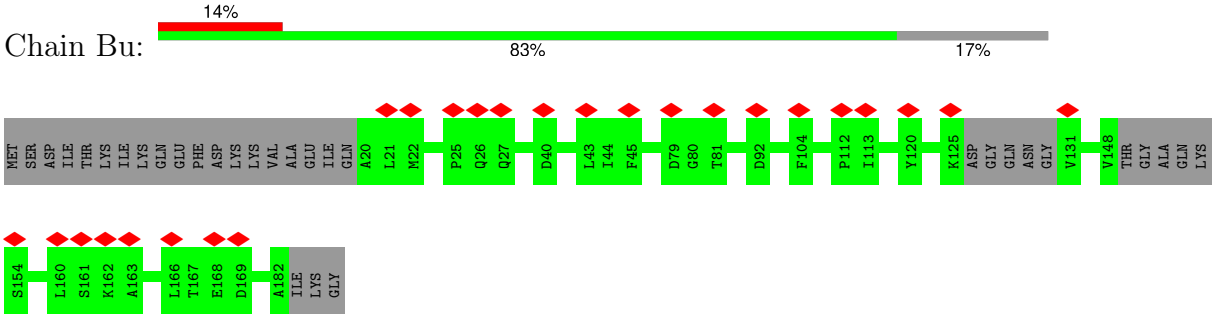

- Molecule 2: Decoration protein P03

Chain Bv:

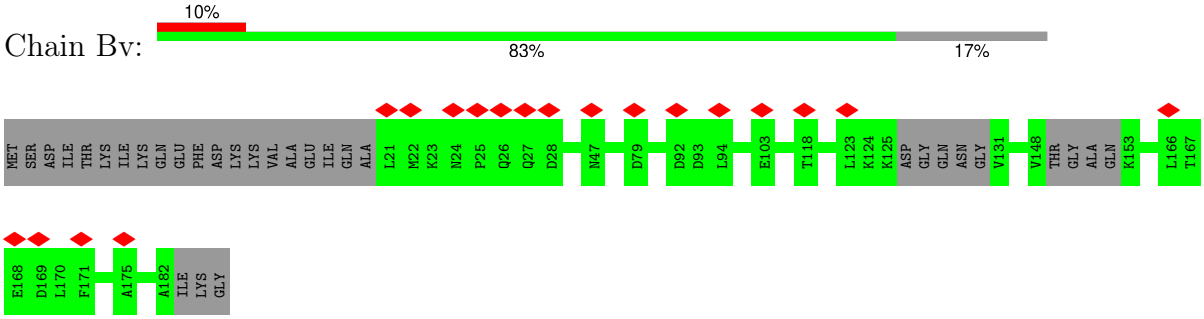

- Molecule 2: Decoration protein P03

Chain Bw:

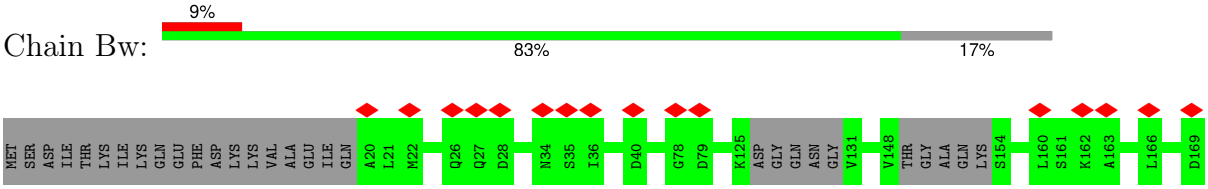

• Molecule 2: Decoration protein P03

Chain Bx:

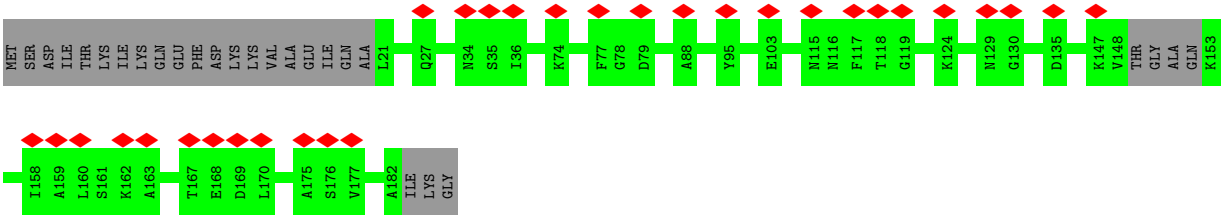

• Molecule 2: Decoration protein P03

Chain By:

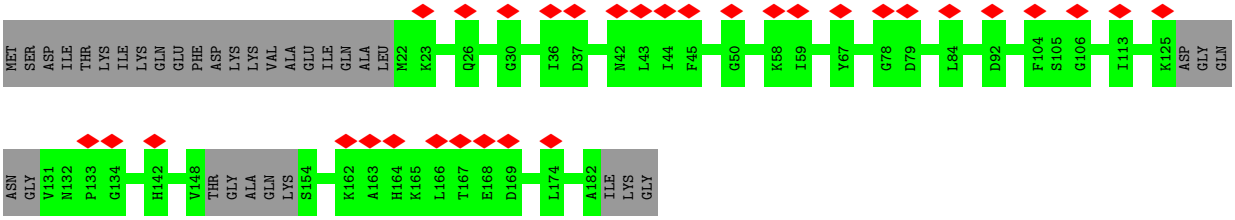

• Molecule 2: Decoration protein P03

Chain Bz:

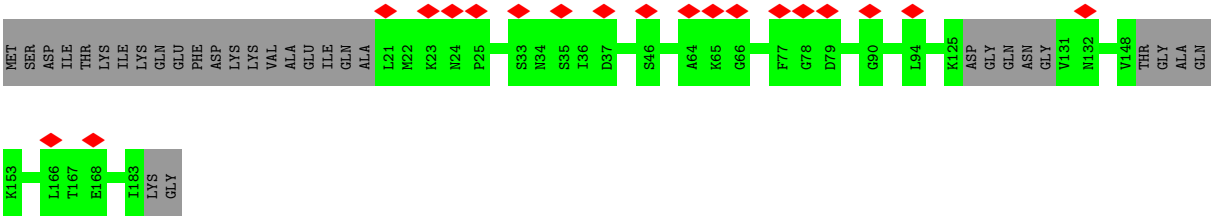

• Molecule 2: Decoration protein P03

Chain CA:

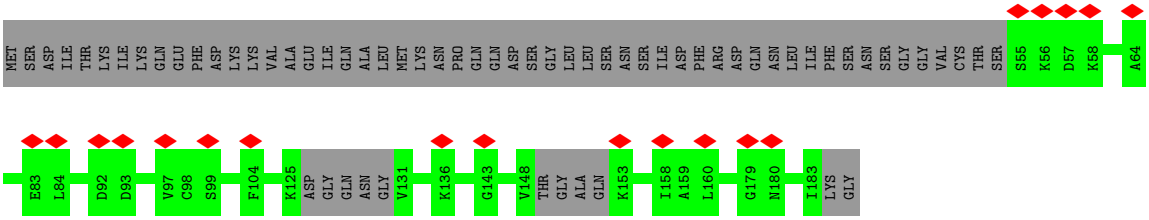

• Molecule 2: Decoration protein P03

Chain CB:

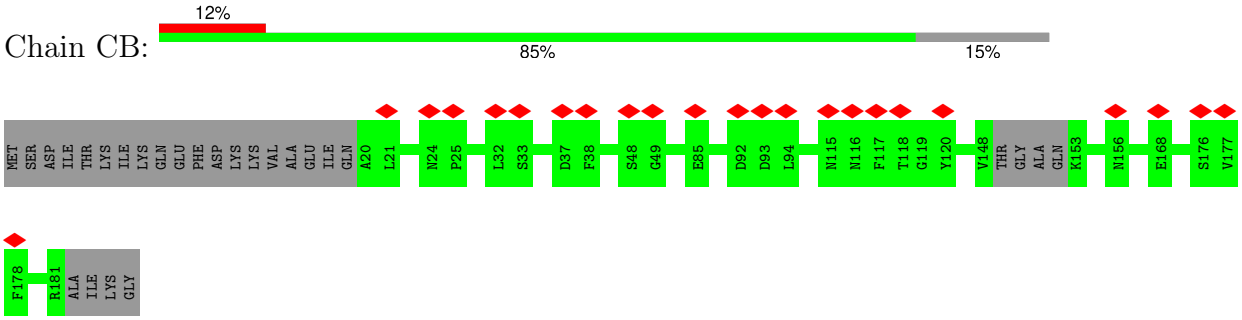

- Molecule 2: Decoration protein P03

Chain CC:

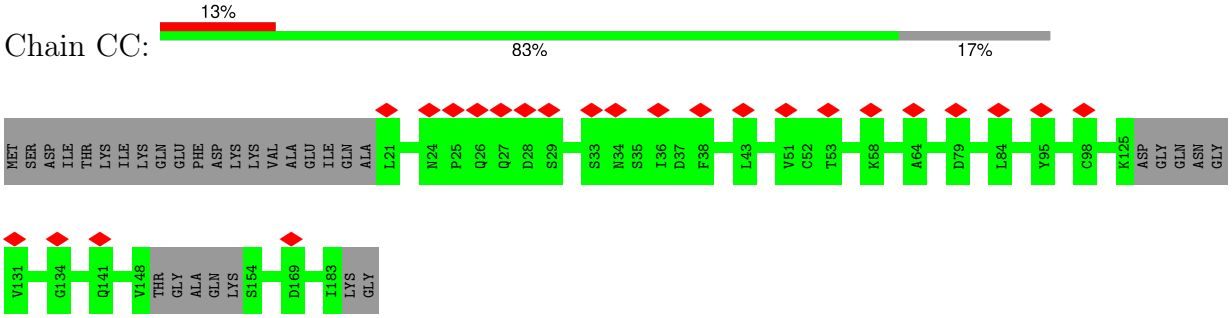

- Molecule 2: Decoration protein P03

Chain CD:

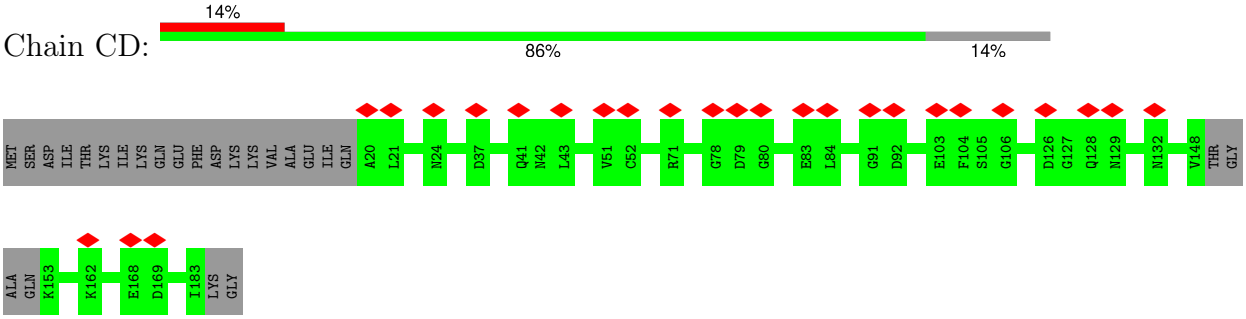

- Molecule 2: Decoration protein P03

Chain CE:

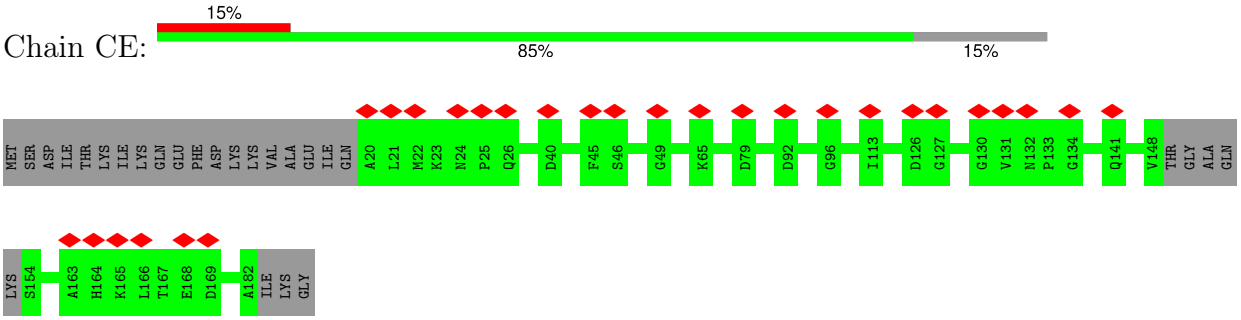

- Molecule 2: Decoration protein P03

Chain CF:

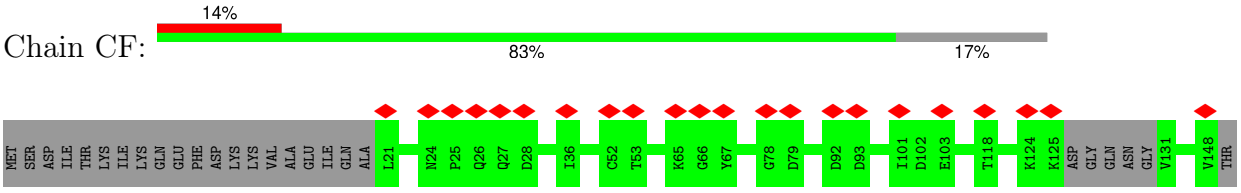

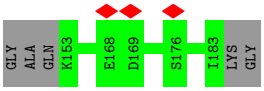

• Molecule 2: Decoration protein P03

Chain CG:

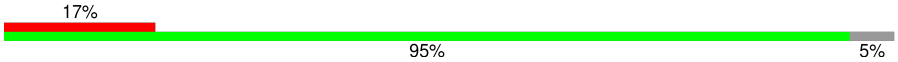

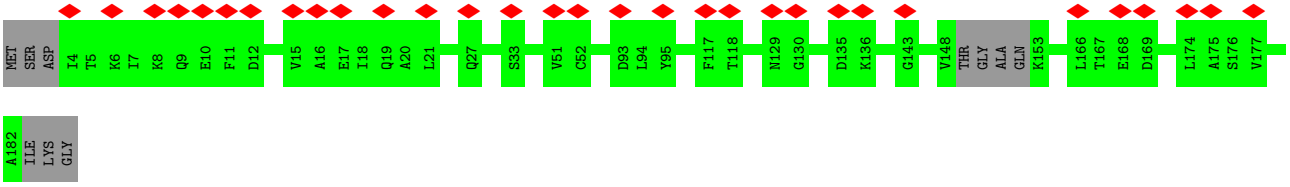

• Molecule 2: Decoration protein P03

Chain CH:

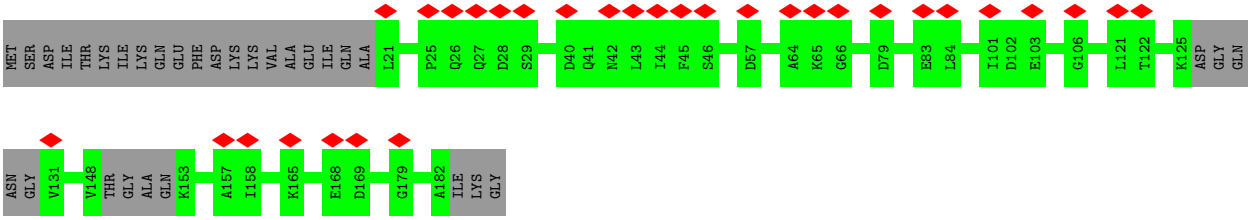

• Molecule 2: Decoration protein P03

Chain CI:

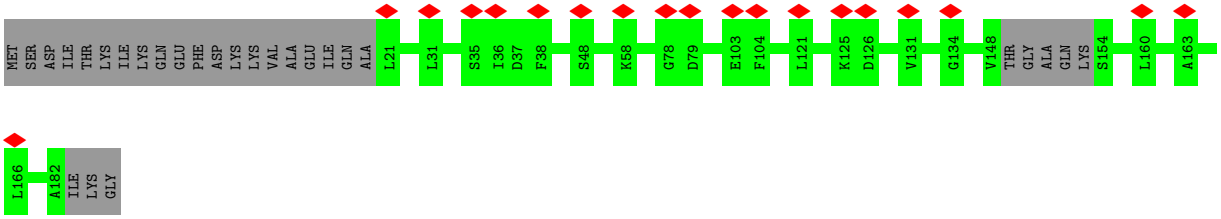

• Molecule 2: Decoration protein P03

Chain CJ:

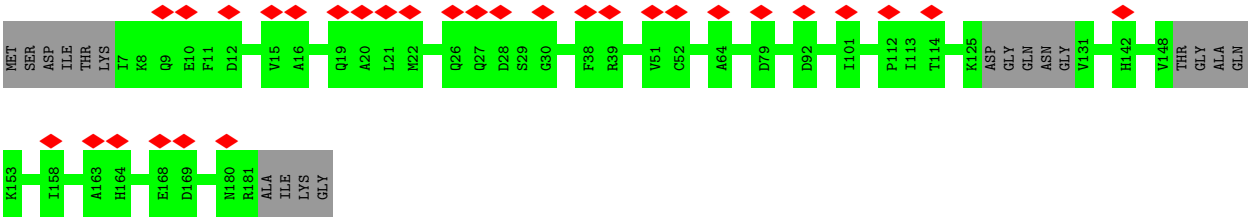

• Molecule 2: Decoration protein P03

Chain CK:

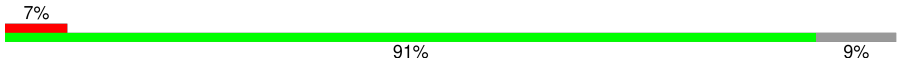

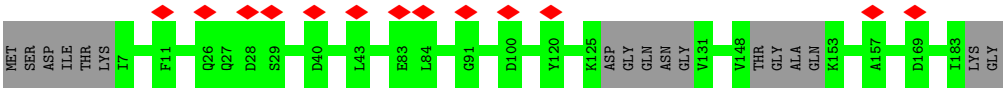

• Molecule 2: Decoration protein P03

Chain CL:

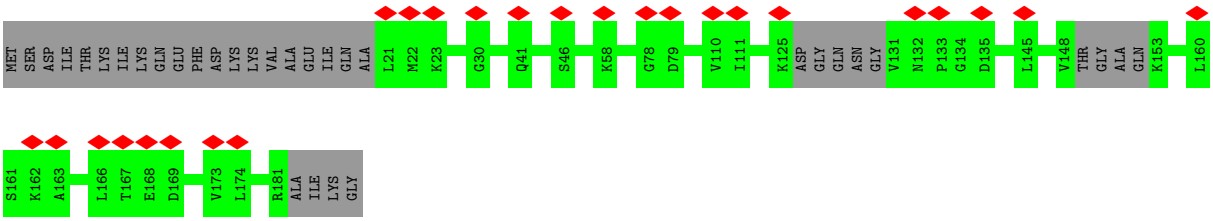

• Molecule 2: Decoration protein P03

Chain CM:

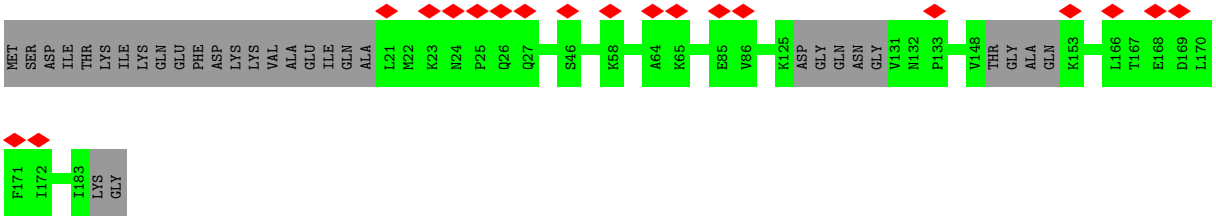

• Molecule 2: Decoration protein P03

Chain CN:

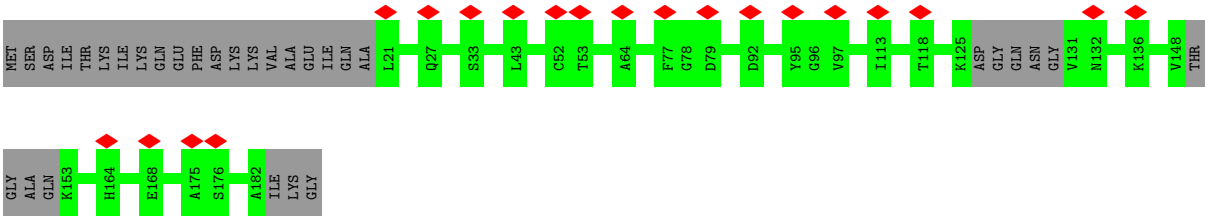

• Molecule 2: Decoration protein P03

Chain CO:

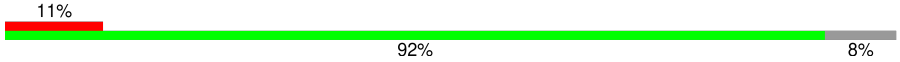

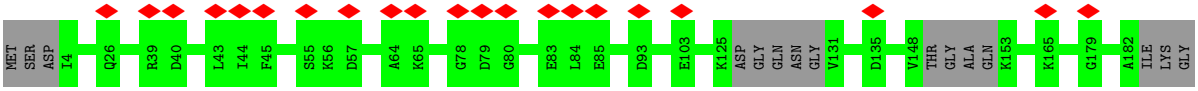

• Molecule 2: Decoration protein P03

Chain CP:

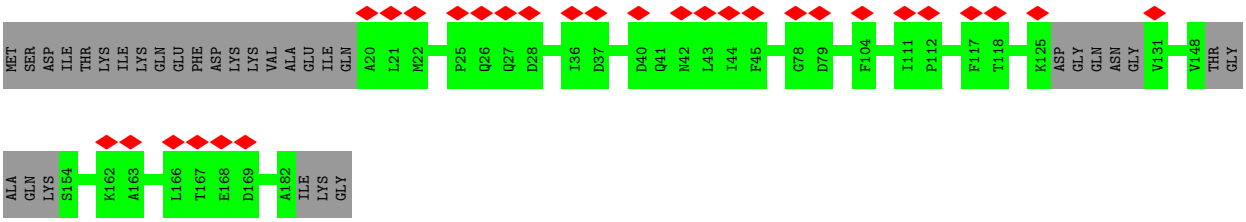

• Molecule 2: Decoration protein P03

Chain CQ:

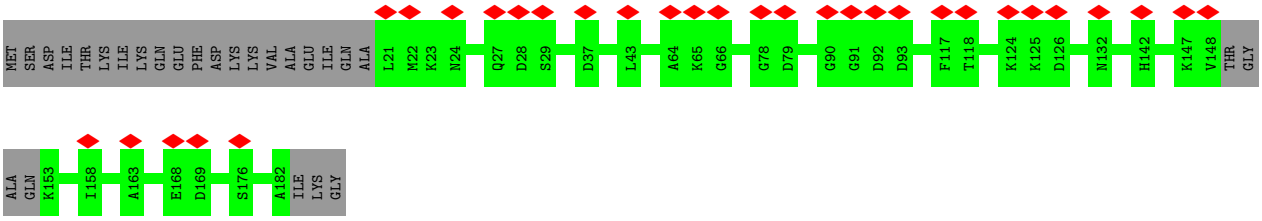

• Molecule 2: Decoration protein P03

Chain CR:

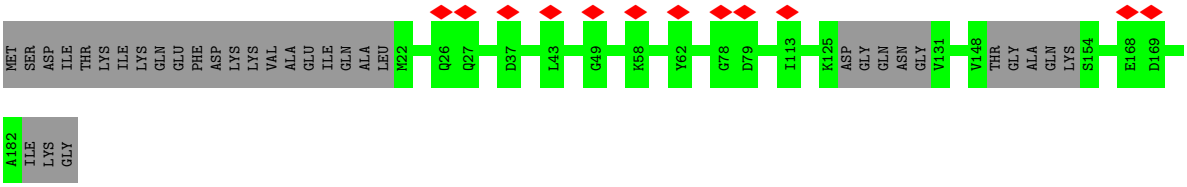

• Molecule 2: Decoration protein P03

Chain CS:

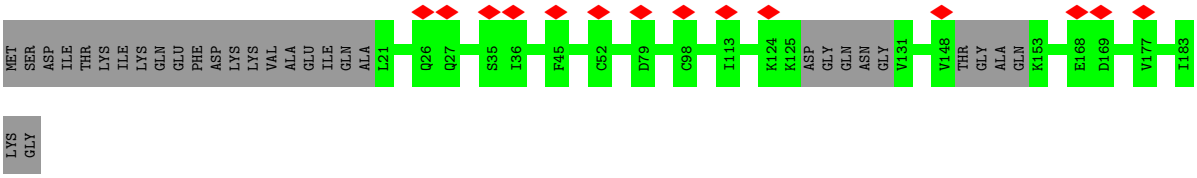

• Molecule 2: Decoration protein P03

Chain CT:

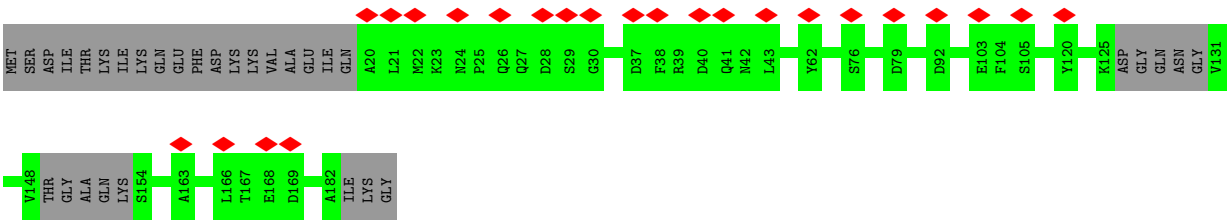

- Molecule 2: Decoration protein P03

Chain CU:

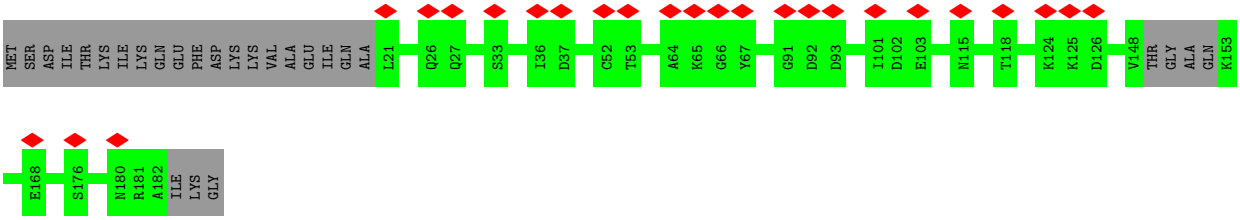

- Molecule 2: Decoration protein P03

Chain CV:

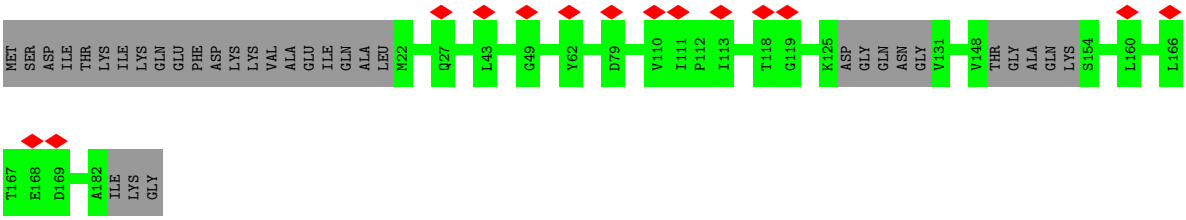

- Molecule 2: Decoration protein P03

Chain CW:

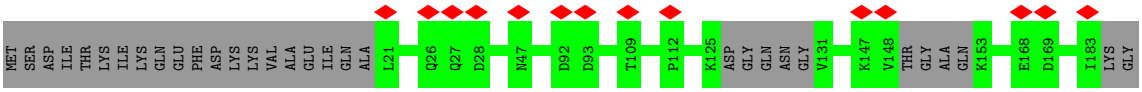

- Molecule 2: Decoration protein P03

Chain CX:

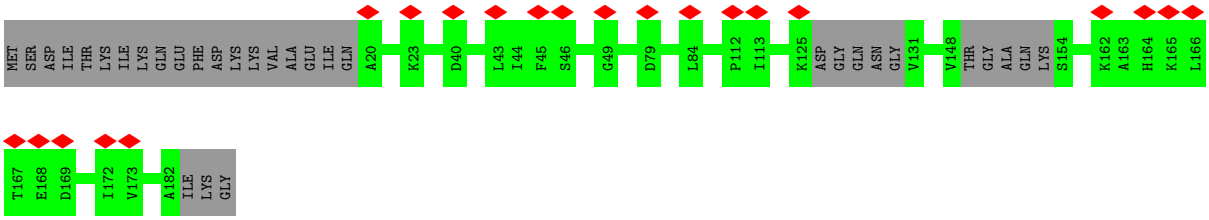

- Molecule 2: Decoration protein P03

Chain CY:

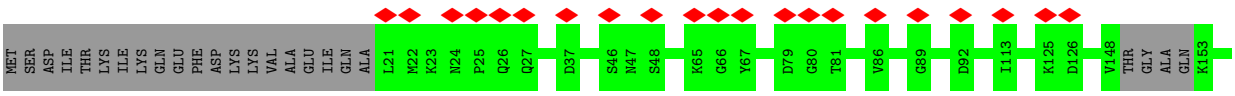

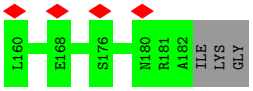

• Molecule 2: Decoration protein P03

Chain CZ:

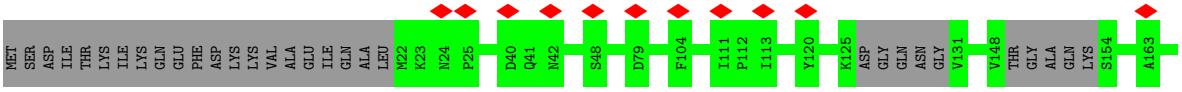

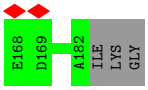

• Molecule 2: Decoration protein P03

Chain Ca:

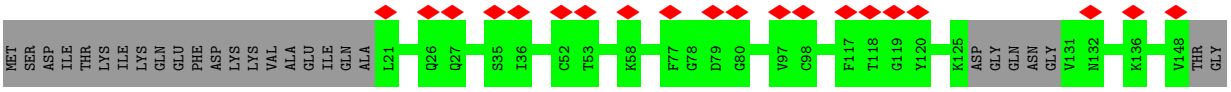

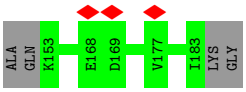

• Molecule 2: Decoration protein P03

Chain Cb:

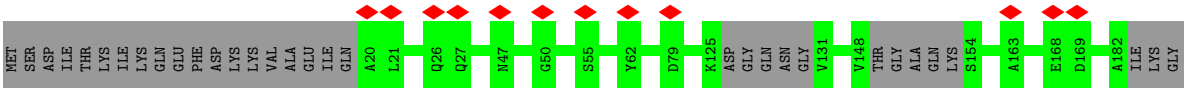

• Molecule 2: Decoration protein P03

Chain Cc:

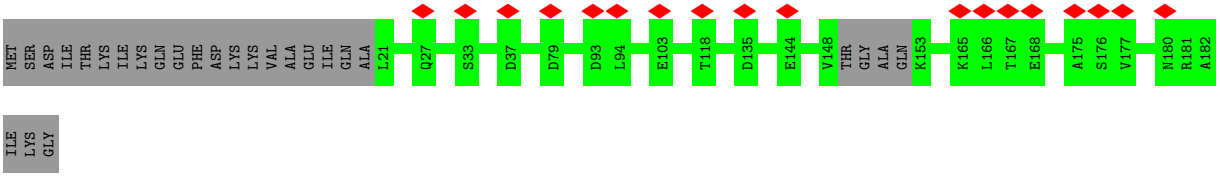

• Molecule 2: Decoration protein P03

Chain Cd:

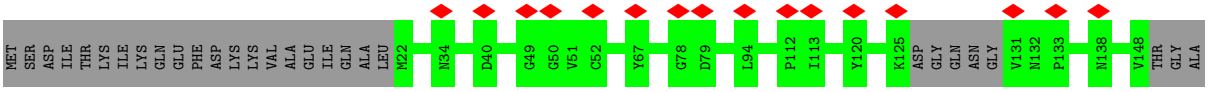

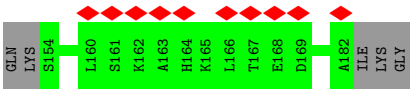

• Molecule 2: Decoration protein P03

Chain Ce:

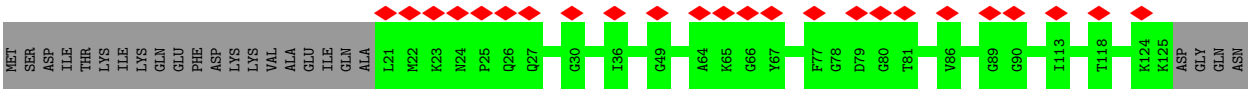

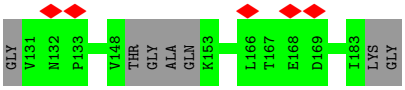

• Molecule 2: Decoration protein P03

Chain Cf:

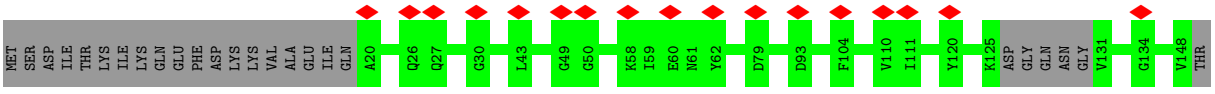

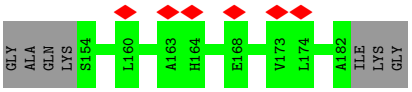

• Molecule 2: Decoration protein P03

Chain Cg:

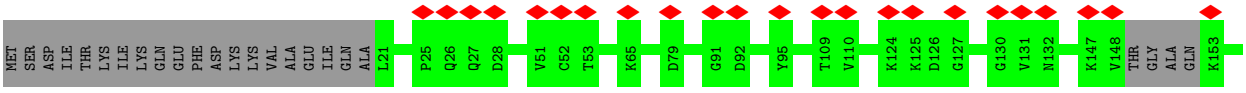

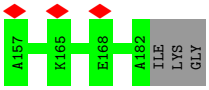

• Molecule 2: Decoration protein P03

Chain Ch:

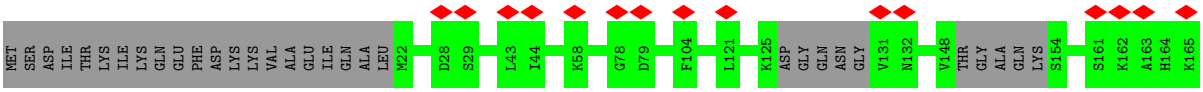

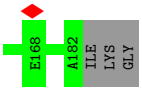

• Molecule 2: Decoration protein P03

Chain Ci:

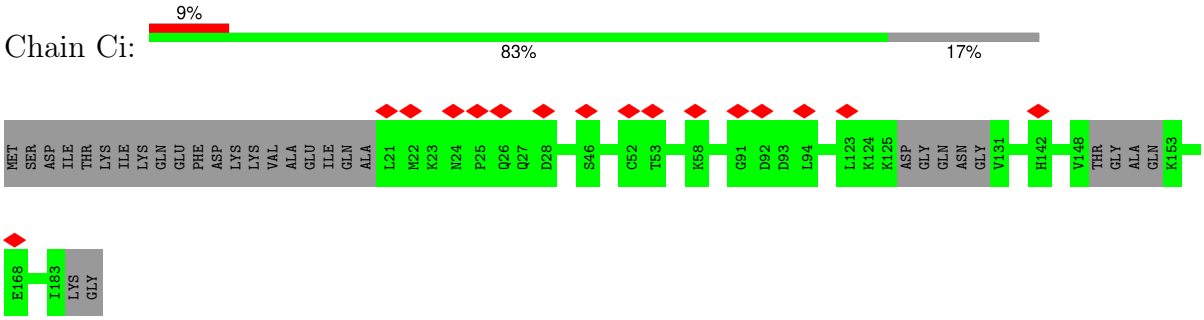

- Molecule 2: Decoration protein P03

Chain GU:

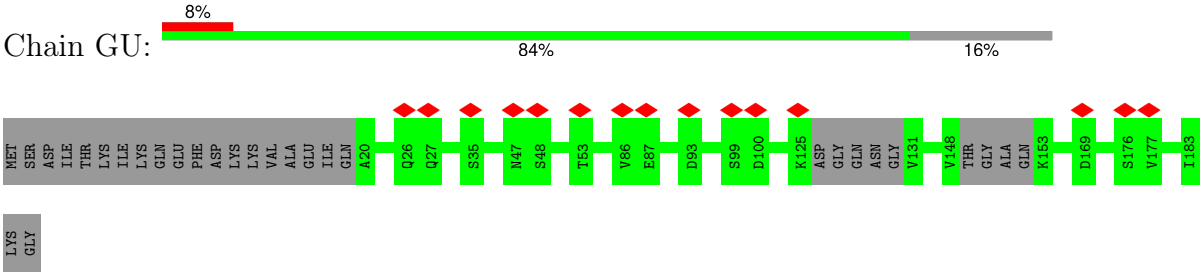

- Molecule 2: Decoration protein P03

Chain GV:

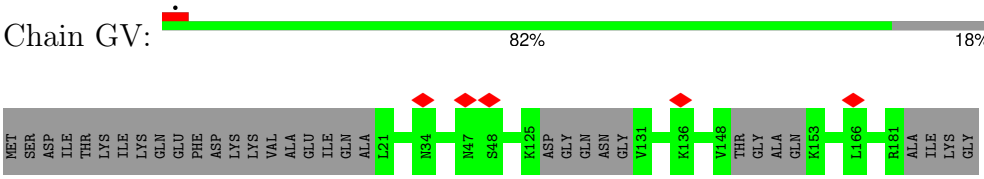

- Molecule 2: Decoration protein P03

Chain GW:

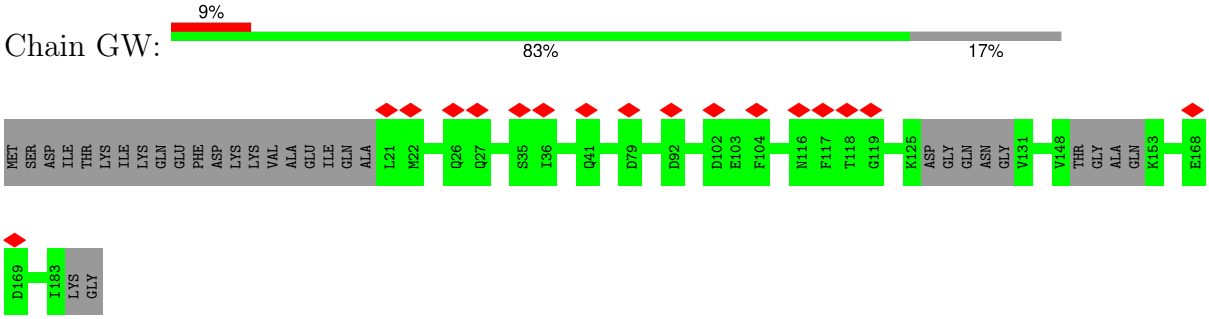

- Molecule 2: Decoration protein P03

Chain GX:

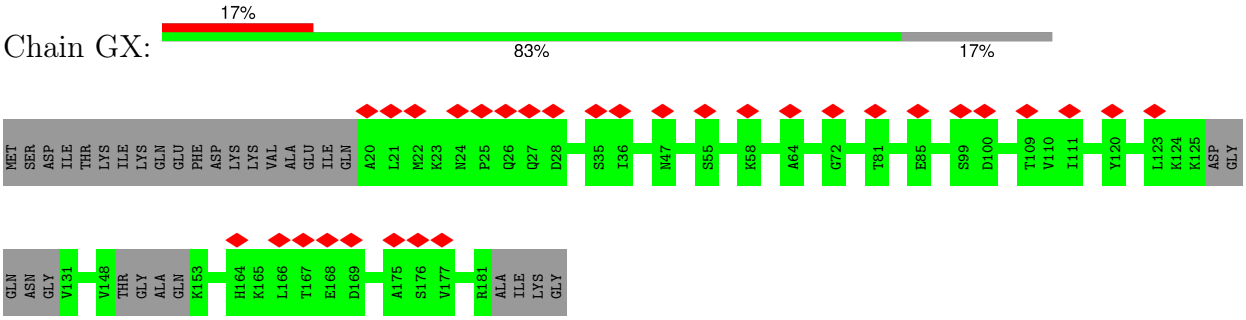

- Molecule 2: Decoration protein P03

Chain GY:

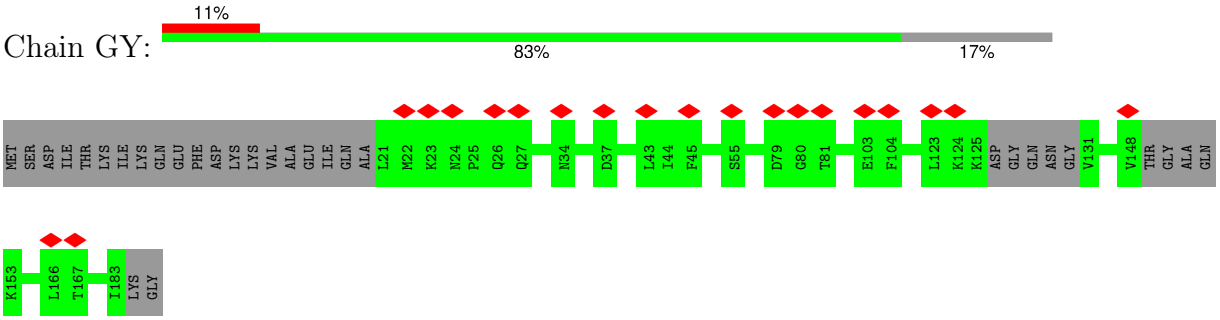

- Molecule 2: Decoration protein P03

Chain GZ:

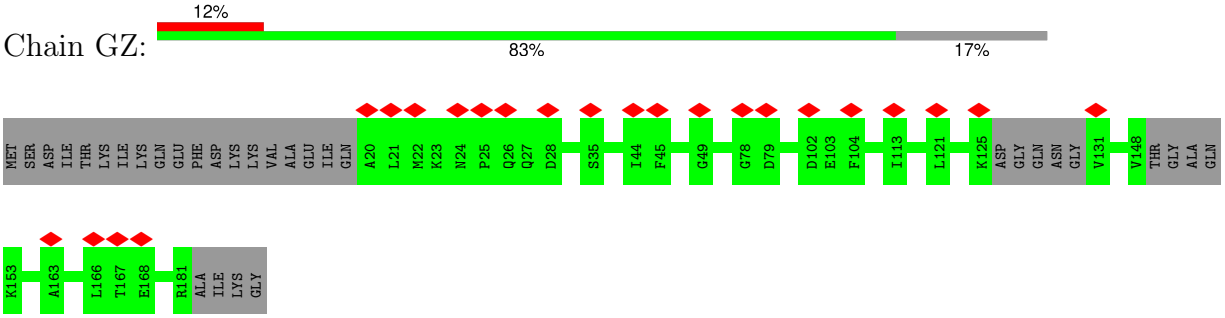

- Molecule 2: Decoration protein P03

Chain Ga:

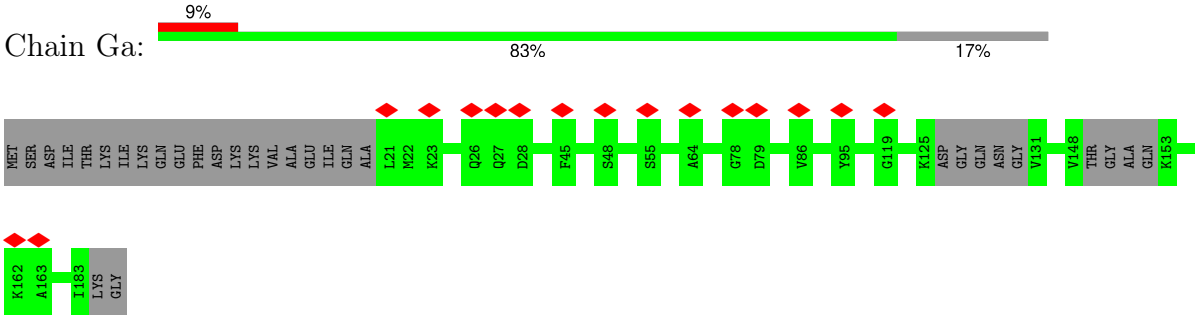

- Molecule 2: Decoration protein P03

Chain Gb:

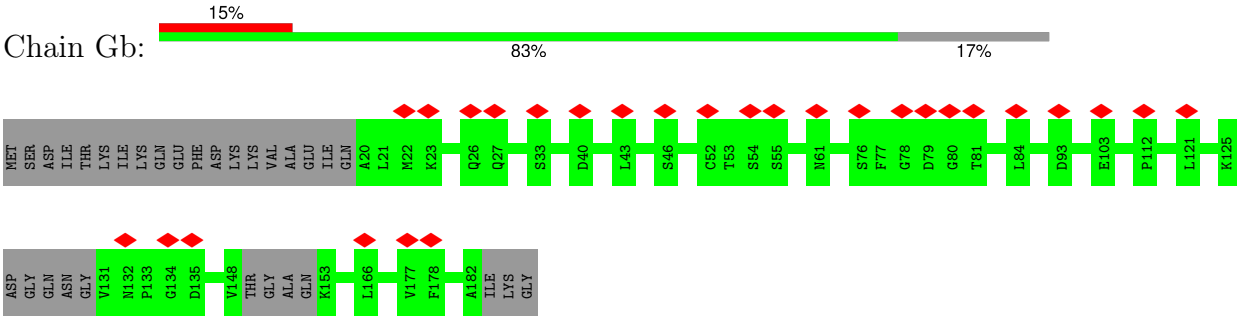

- Molecule 2: Decoration protein P03

Chain Gc:

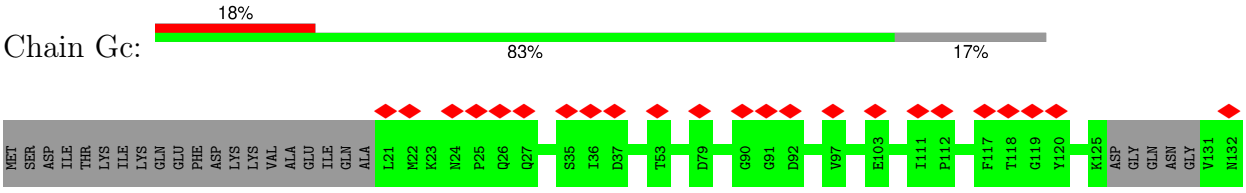

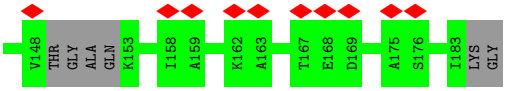

• Molecule 2: Decoration protein P03

Chain Gd:

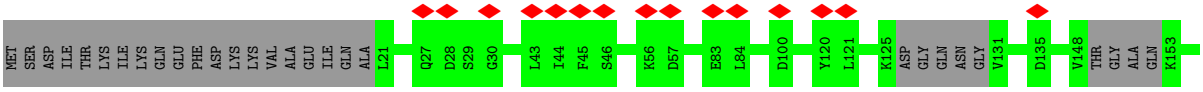

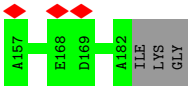

• Molecule 2: Decoration protein P03

Chain Ge:

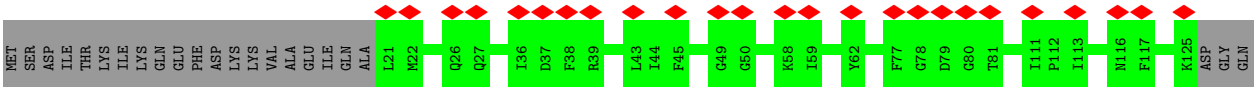

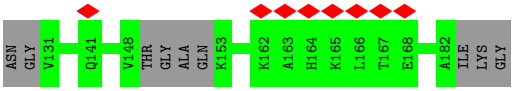

• Molecule 2: Decoration protein P03

Chain Gf:

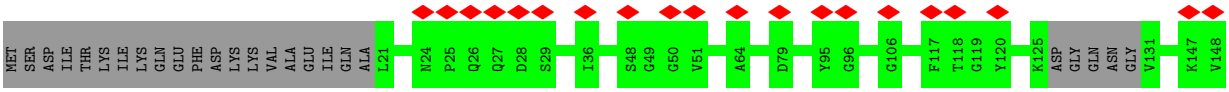

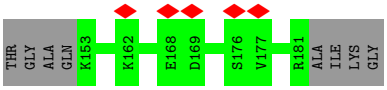

• Molecule 2: Decoration protein P03

Chain Gg:

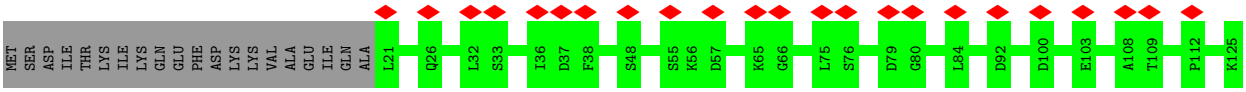

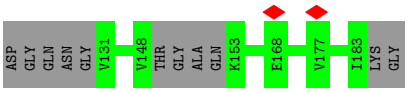

• Molecule 2: Decoration protein P03

Chain Gh:

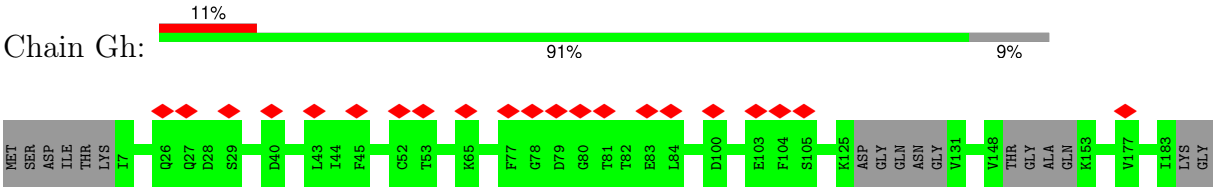

• Molecule 2: Decoration protein P03

Chain Gi:

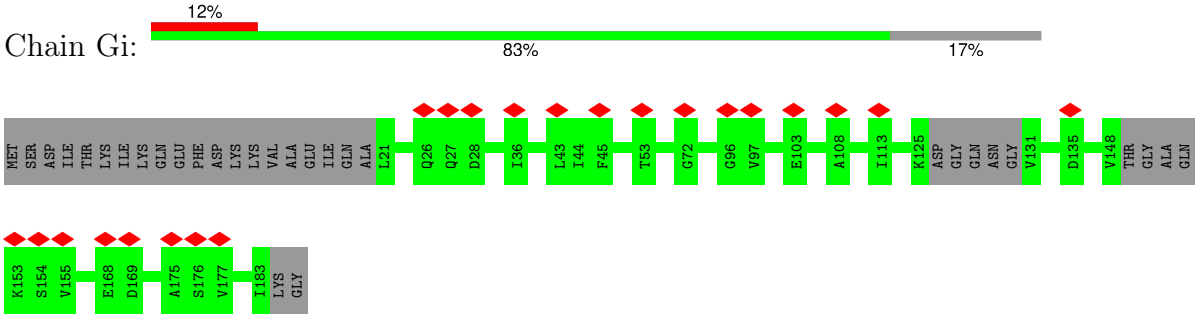

• Molecule 2: Decoration protein P03

Chain Gj:

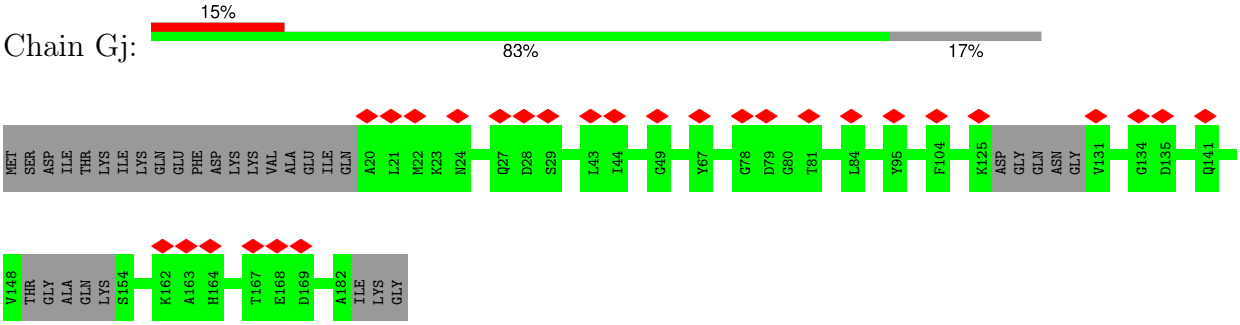

• Molecule 2: Decoration protein P03

Chain Gk:

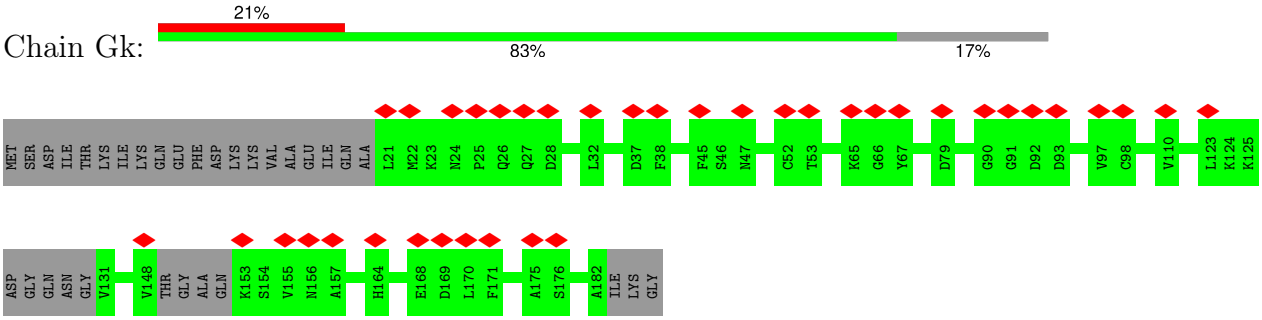

• Molecule 2: Decoration protein P03

Chain Gl:

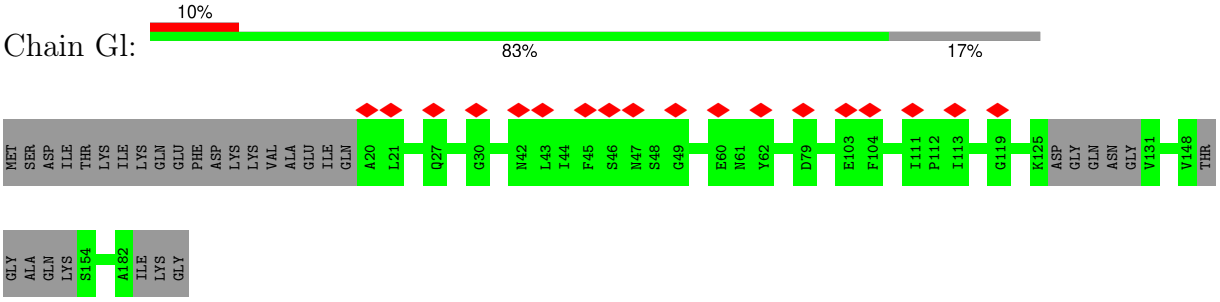

- Molecule 2: Decoration protein P03

Chain Gm:

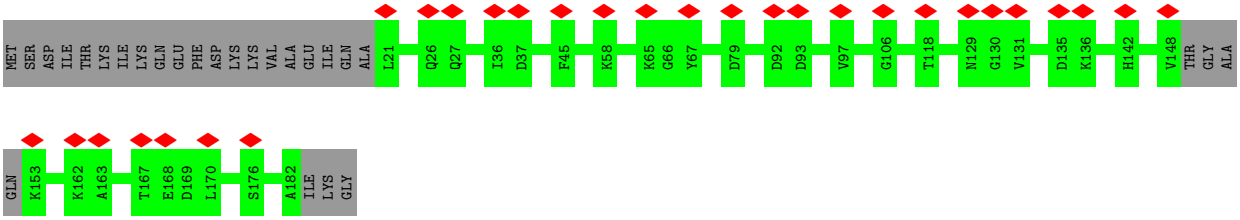

- Molecule 2: Decoration protein P03

Chain Gn:

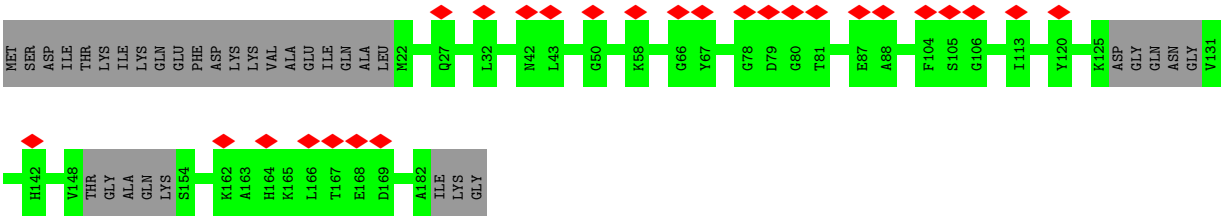

- Molecule 2: Decoration protein P03

Chain Go:

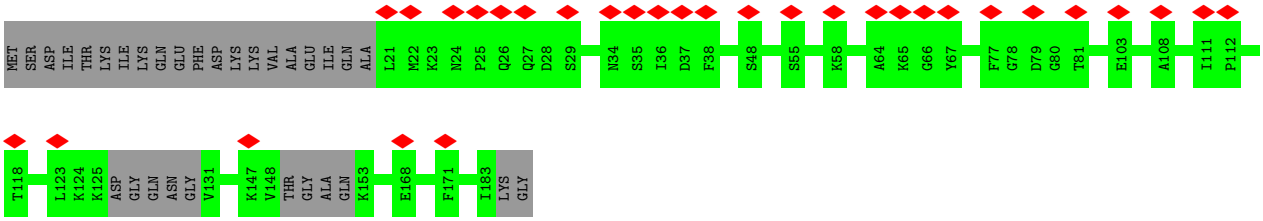

- Molecule 2: Decoration protein P03

Chain Gp:

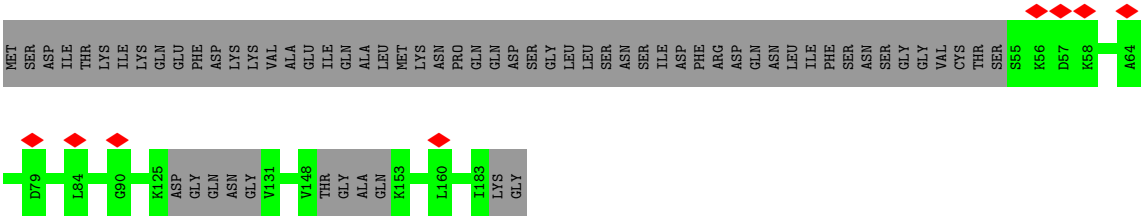

- Molecule 2: Decoration protein P03

Chain Gq:

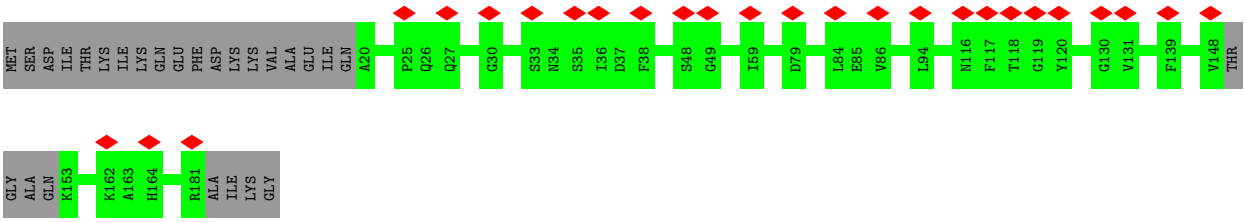

• Molecule 2: Decoration protein P03

Chain Gr:

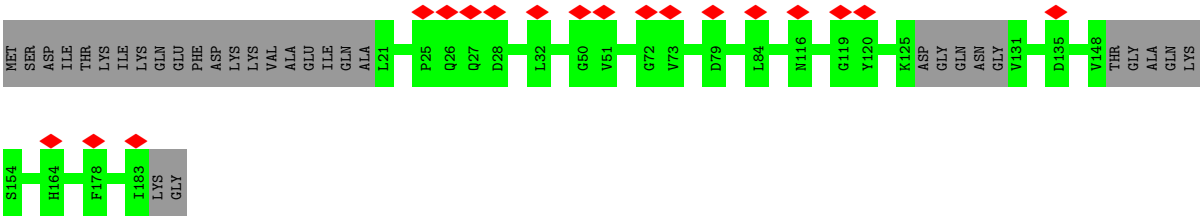

• Molecule 2: Decoration protein P03

Chain Gs:

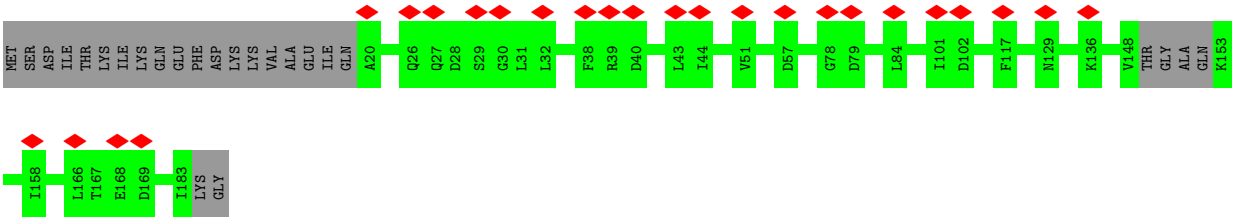

• Molecule 2: Decoration protein P03

Chain Gt:

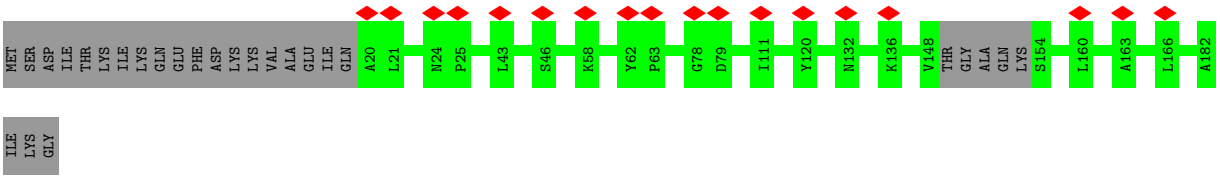

• Molecule 2: Decoration protein P03

Chain Gu:

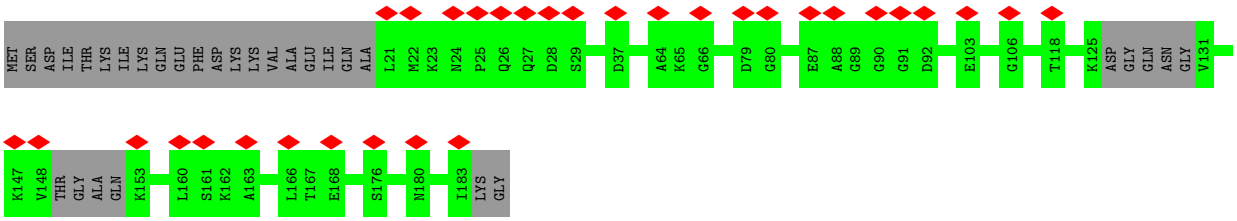

• Molecule 2: Decoration protein P03

Chain Gv:

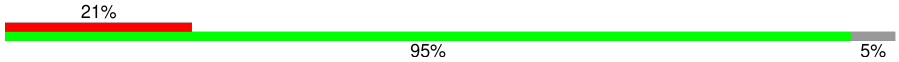

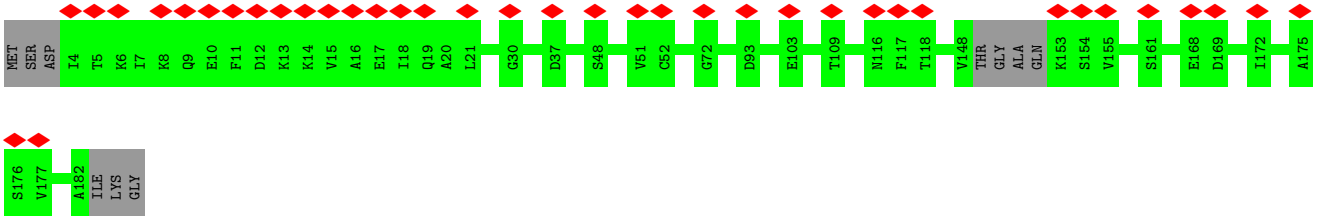

• Molecule 2: Decoration protein P03

Chain Gw:

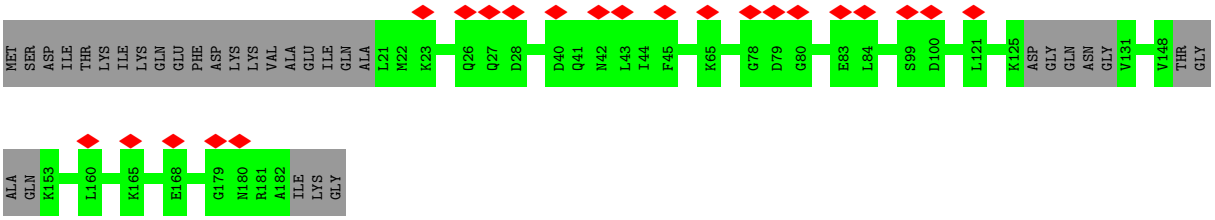

• Molecule 2: Decoration protein P03

Chain Gx:

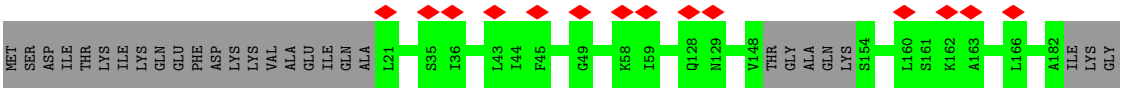

• Molecule 2: Decoration protein P03

Chain Gy:

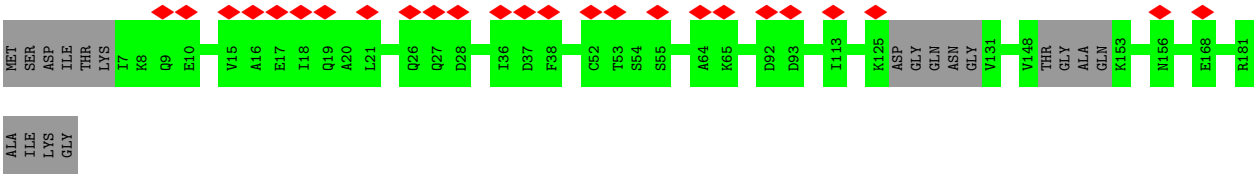

• Molecule 2: Decoration protein P03

Chain Gz:

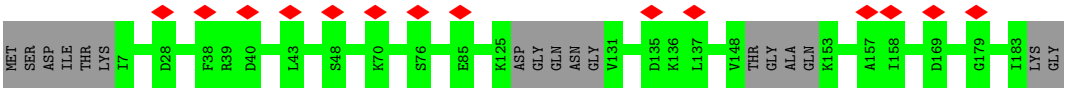

• Molecule 2: Decoration protein P03

Chain HA:

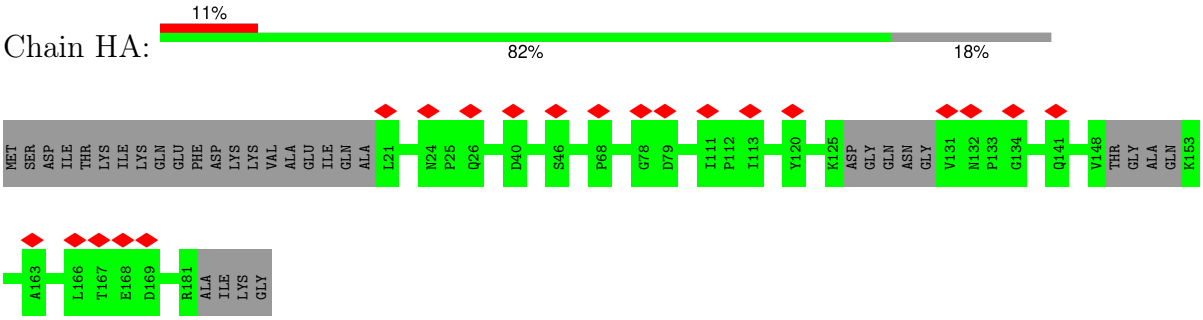

- Molecule 2: Decoration protein P03

Chain HB:

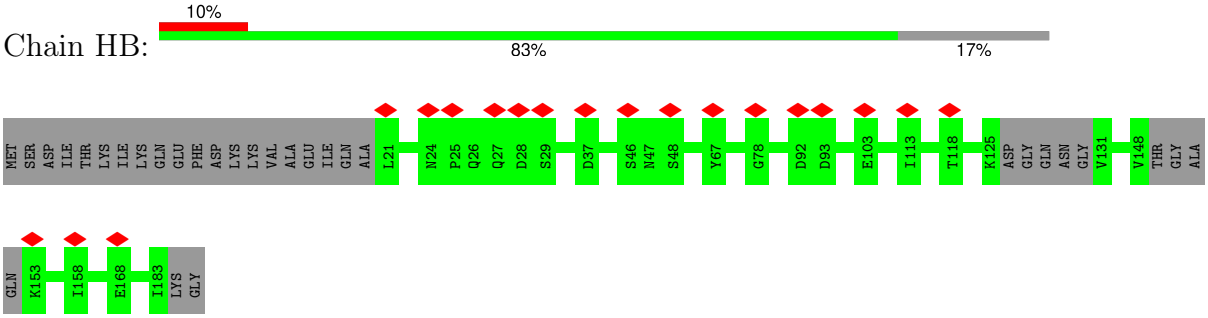

- Molecule 2: Decoration protein P03

Chain HC:

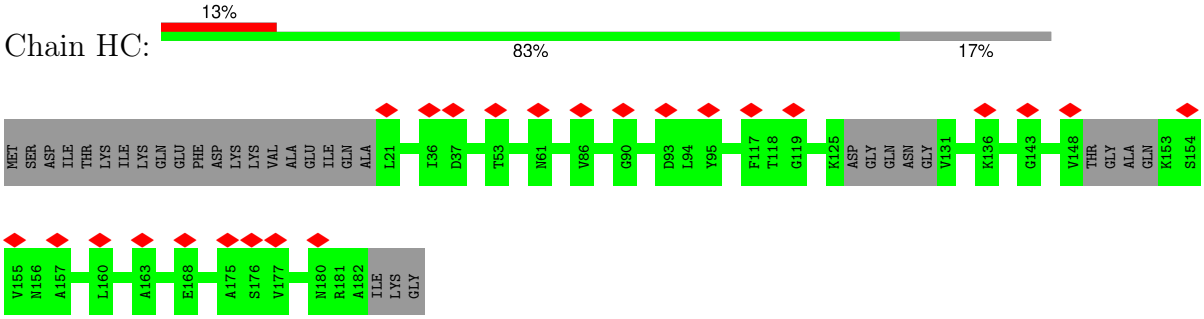

- Molecule 2: Decoration protein P03

Chain HD:

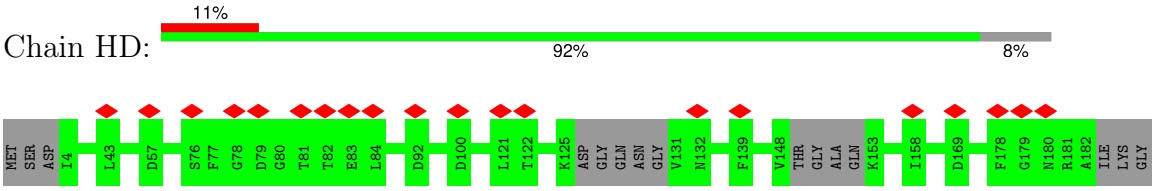

- Molecule 2: Decoration protein P03

Chain HE:

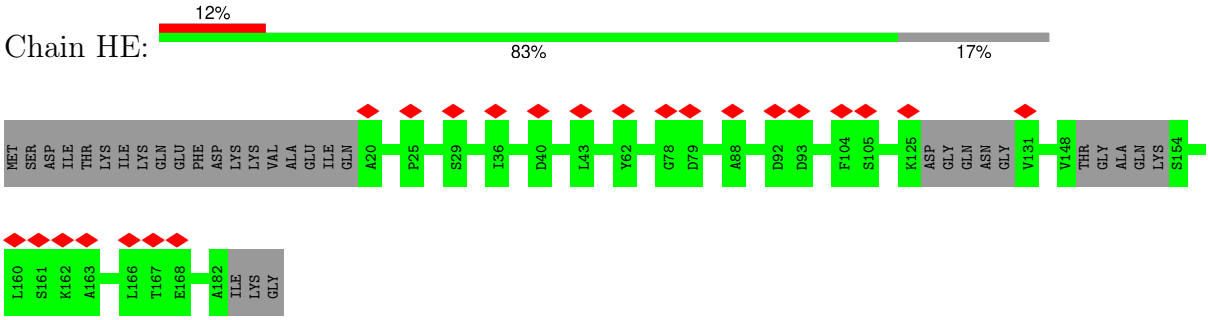

- Molecule 2: Decoration protein P03

Chain HF:

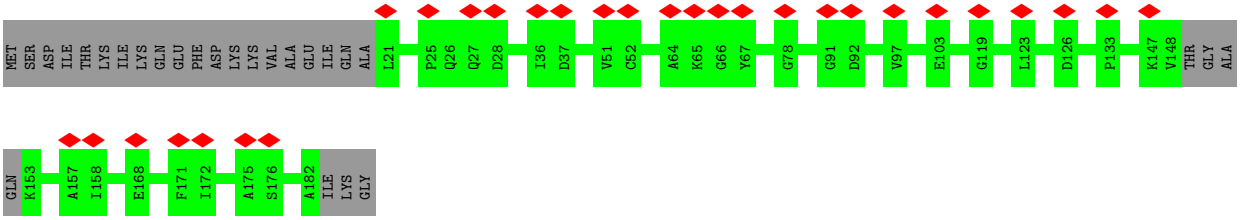

- Molecule 2: Decoration protein P03

Chain HG:

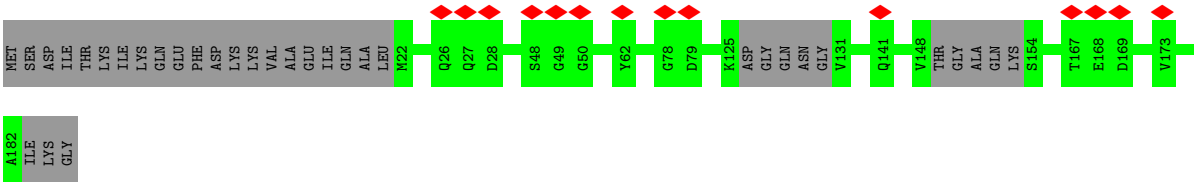

- Molecule 2: Decoration protein P03

Chain HH:

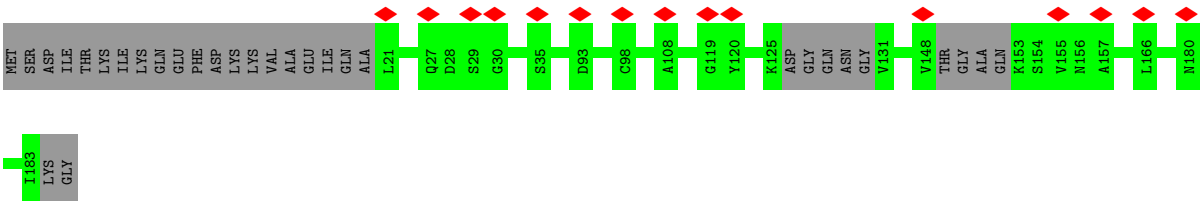

- Molecule 2: Decoration protein P03

Chain HI:

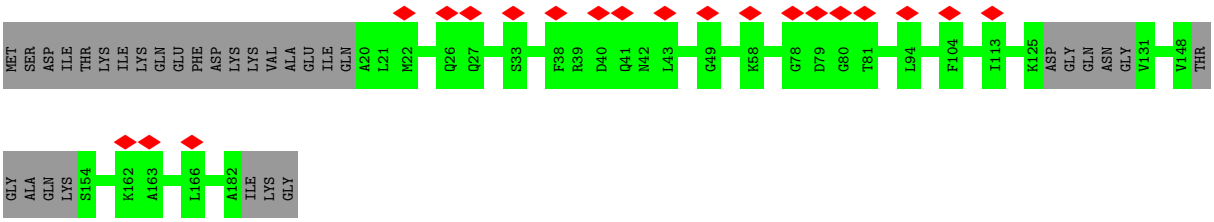

- Molecule 2: Decoration protein P03

Chain HJ:

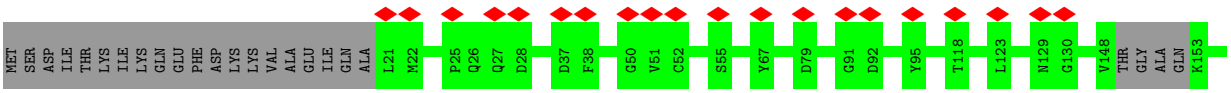

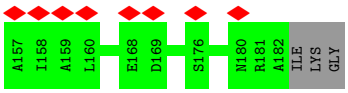

• Molecule 2: Decoration protein P03

Chain HK:

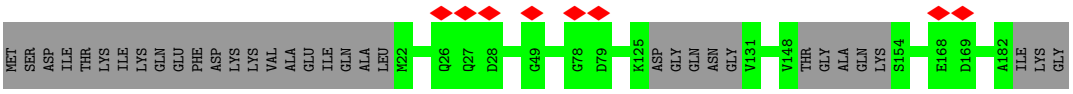

• Molecule 2: Decoration protein P03

Chain HL:

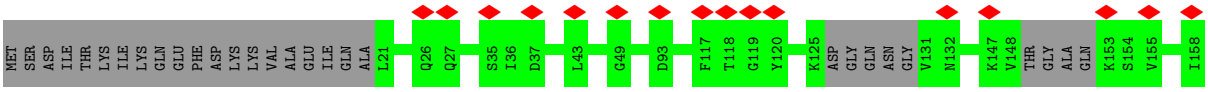

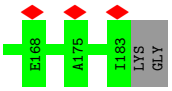

• Molecule 2: Decoration protein P03

Chain HM:

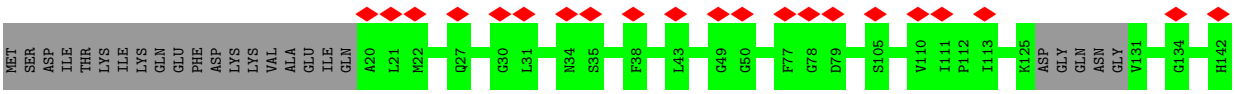

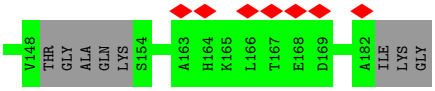

• Molecule 2: Decoration protein P03

Chain HN:

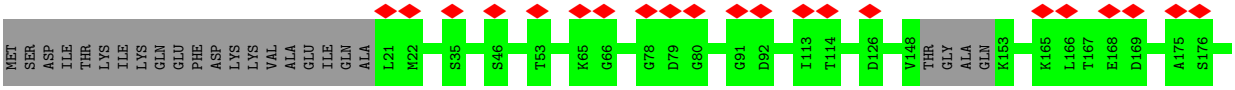

• Molecule 2: Decoration protein P03

Chain HO:

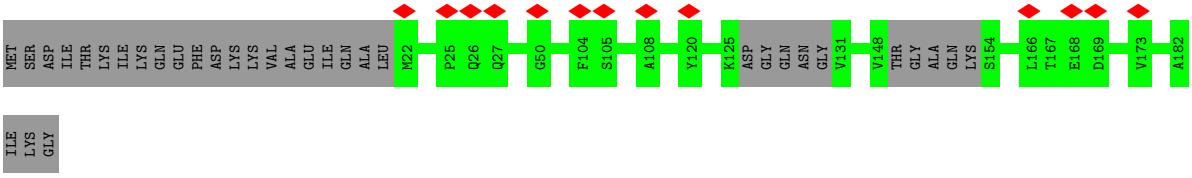

• Molecule 2: Decoration protein P03

Chain HP:

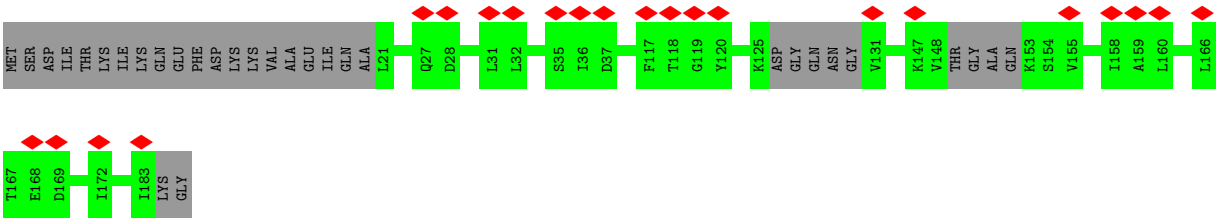

• Molecule 2: Decoration protein P03

Chain HQ:

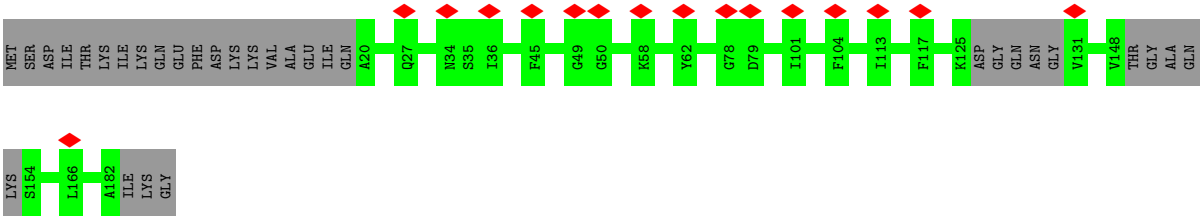

• Molecule 2: Decoration protein P03

Chain HR:

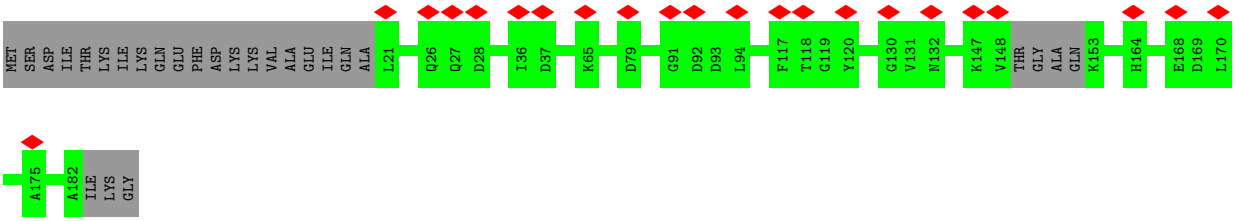

• Molecule 2: Decoration protein P03

Chain HS:

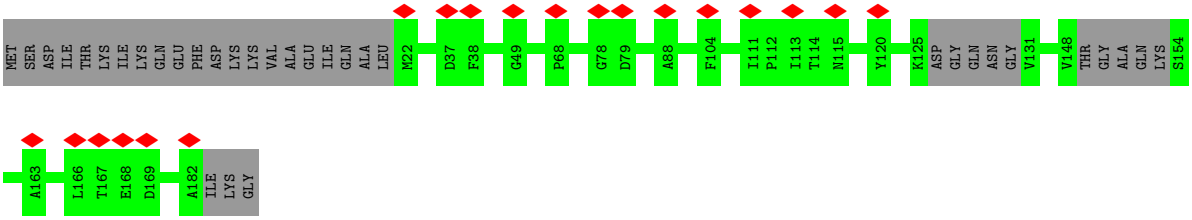

- Molecule 2: Decoration protein P03

Chain HT:

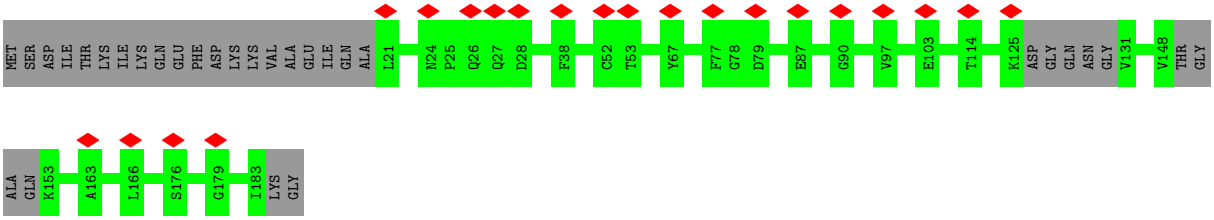

- Molecule 2: Decoration protein P03

Chain HU:

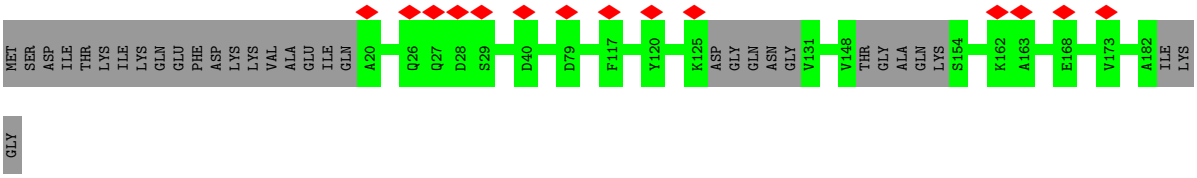

- Molecule 2: Decoration protein P03

Chain HV:

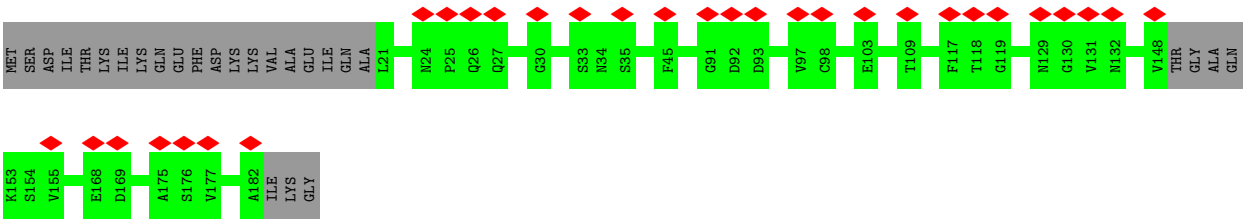

- Molecule 2: Decoration protein P03

Chain HW:

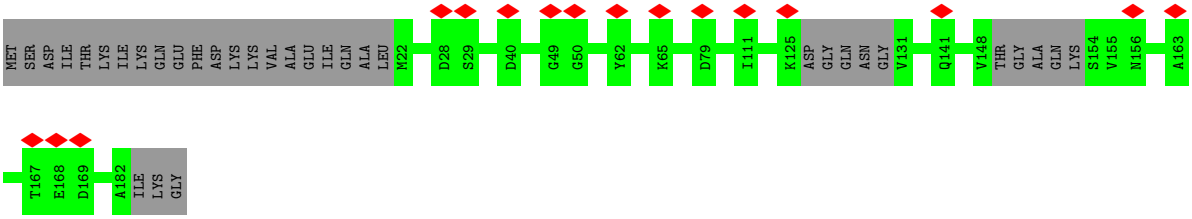

- Molecule 2: Decoration protein P03

Chain HX:

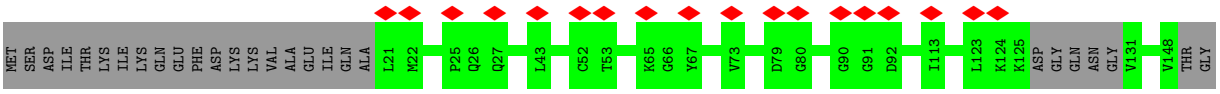

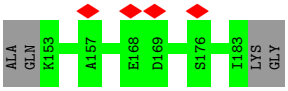

• Molecule 2: Decoration protein P03

Chain LJ:

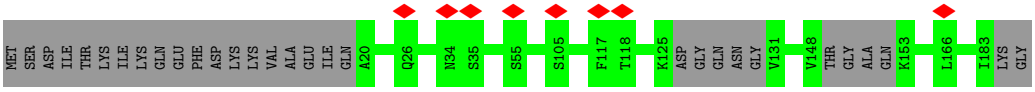

• Molecule 2: Decoration protein P03

Chain LK:

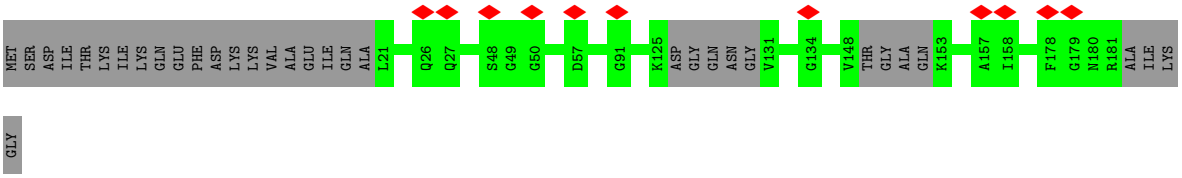

• Molecule 2: Decoration protein P03

Chain LL:

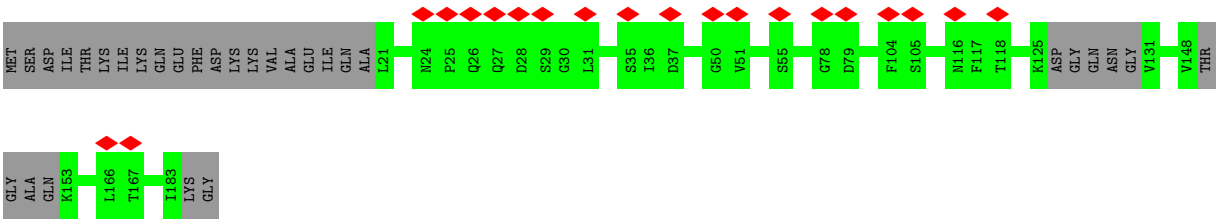

• Molecule 2: Decoration protein P03

Chain LM:

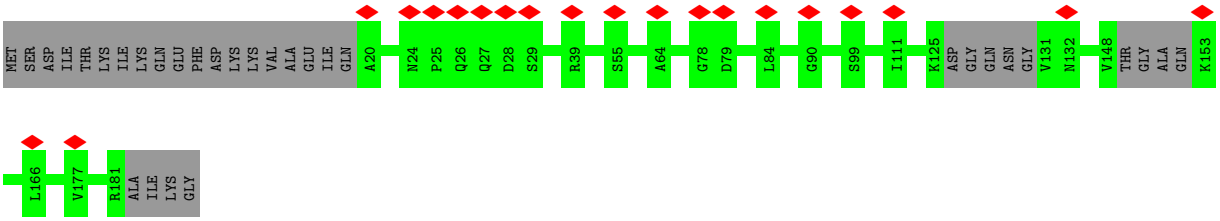

• Molecule 2: Decoration protein P03

Chain LN:

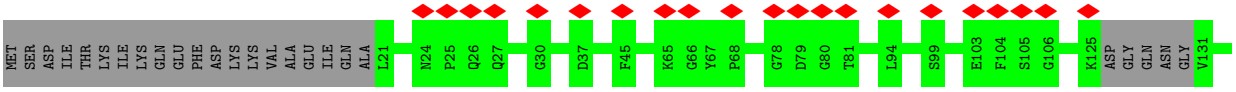

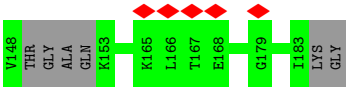

• Molecule 2: Decoration protein P03

Chain LO:

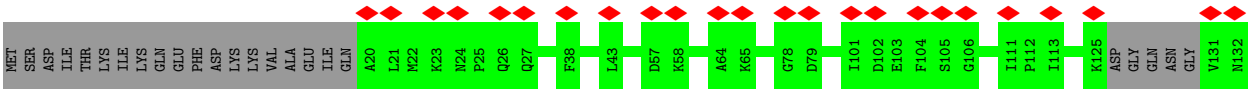

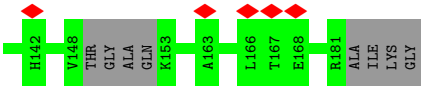

• Molecule 2: Decoration protein P03

Chain LP:

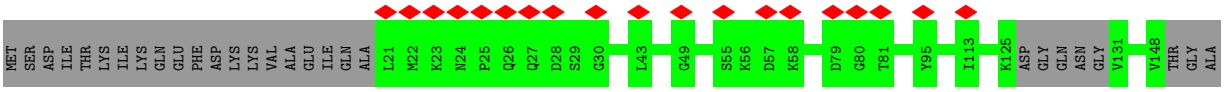

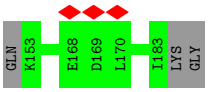

• Molecule 2: Decoration protein P03

Chain LQ:

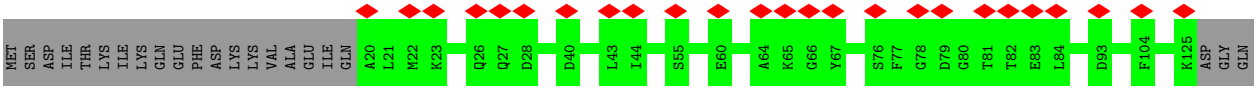

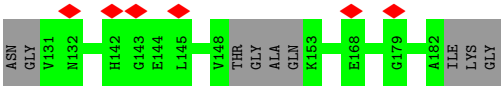

• Molecule 2: Decoration protein P03

Chain LR:

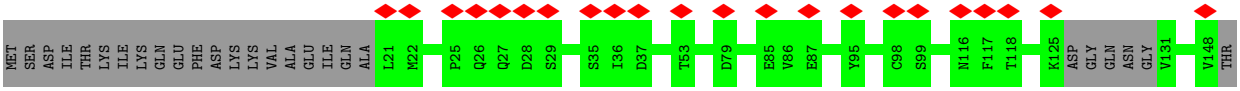

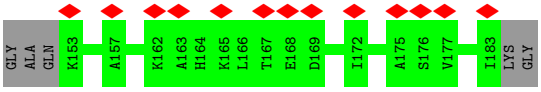

• Molecule 2: Decoration protein P03

Chain LS:

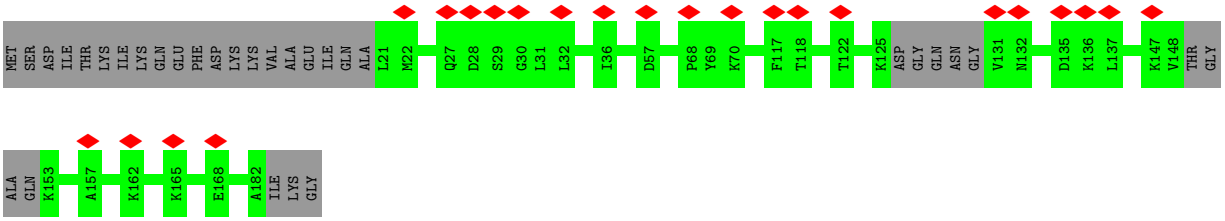

- Molecule 2: Decoration protein P03

Chain LT:

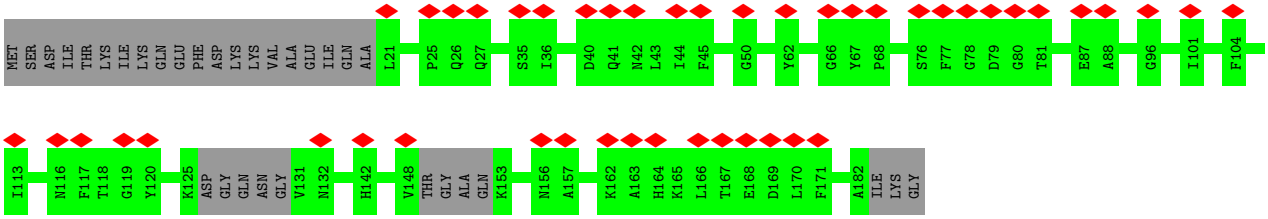

- Molecule 2: Decoration protein P03

Chain LU:

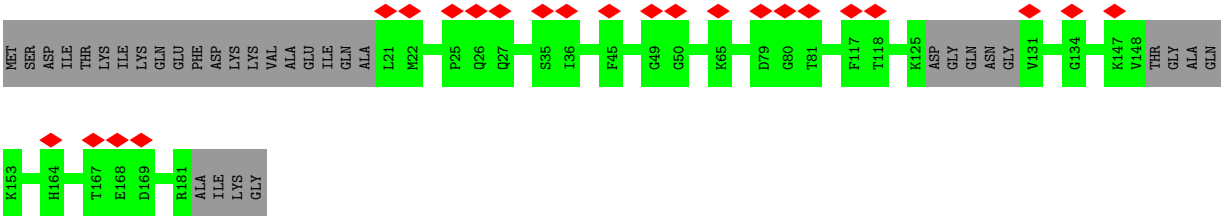

- Molecule 2: Decoration protein P03

Chain LV:

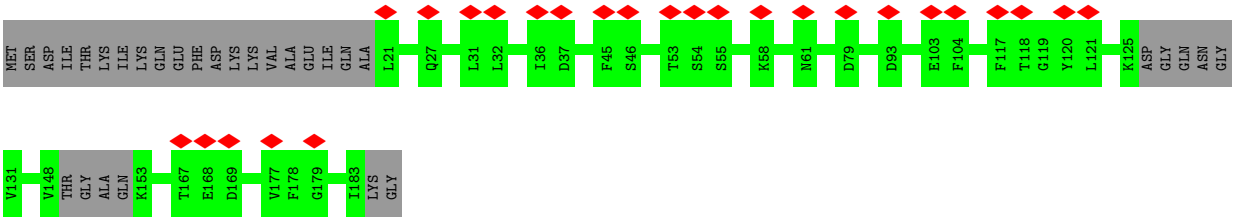

- Molecule 2: Decoration protein P03

Chain LW:

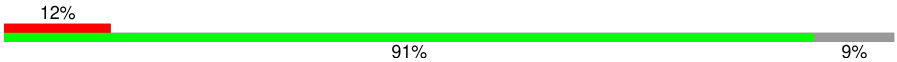

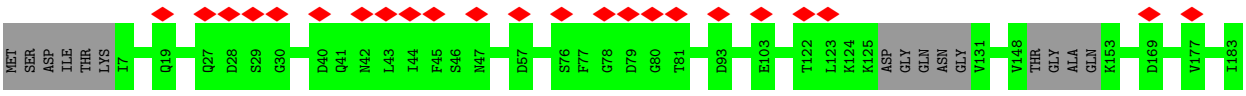

• Molecule 2: Decoration protein P03

Chain LX:

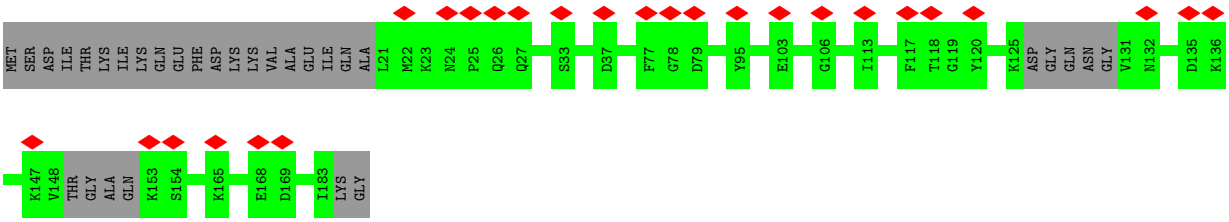

• Molecule 2: Decoration protein P03

Chain LY:

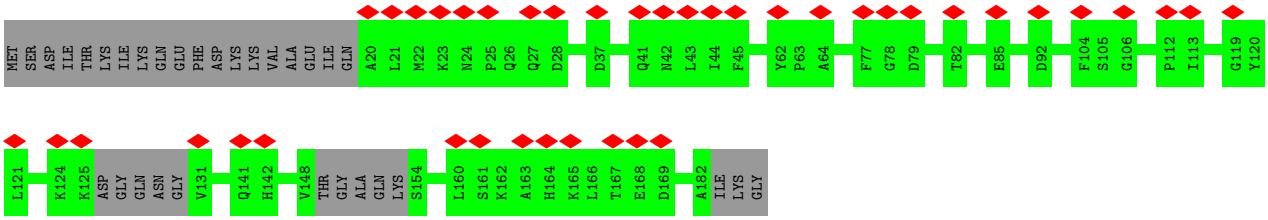

• Molecule 2: Decoration protein P03

Chain LZ:

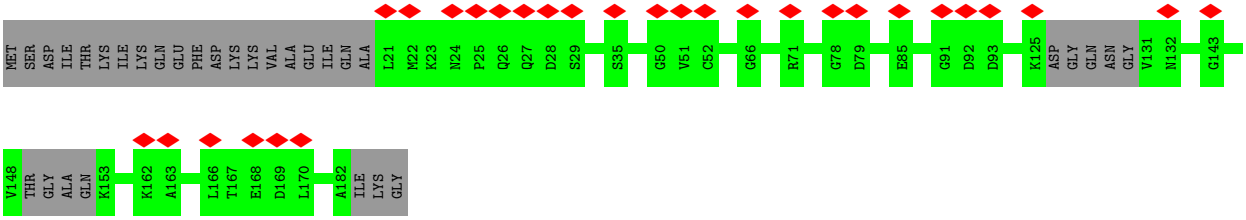

• Molecule 2: Decoration protein P03

Chain La:

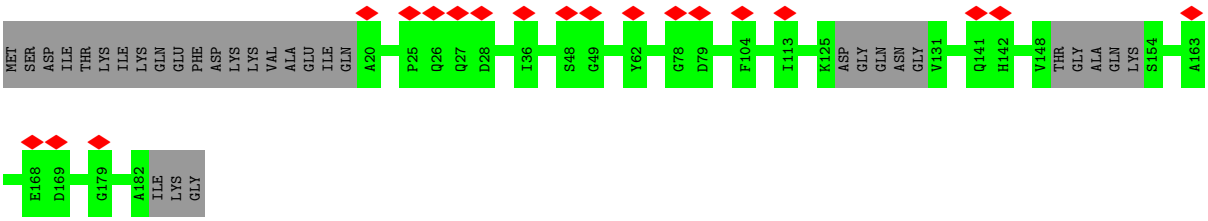

• Molecule 2: Decoration protein P03

Chain Lb:

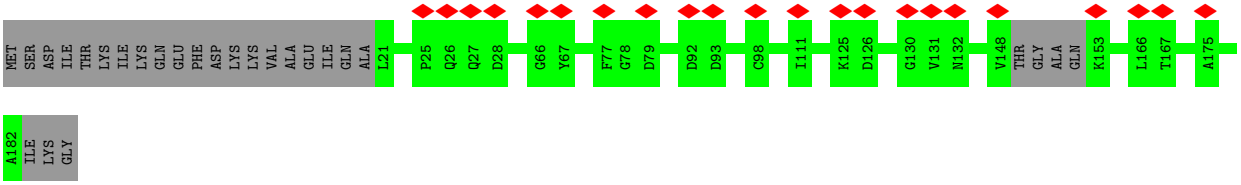

• Molecule 2: Decoration protein P03

Chain Lc:

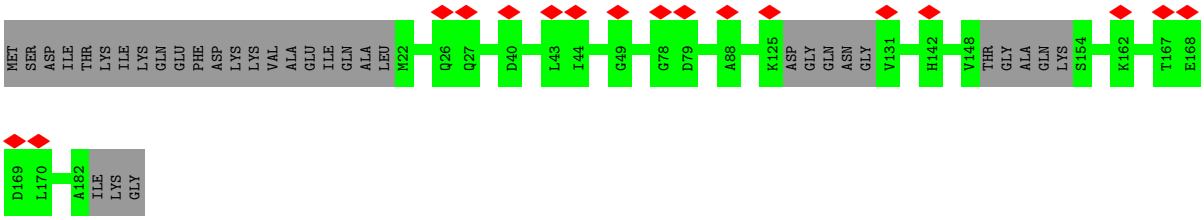

• Molecule 2: Decoration protein P03

Chain Ld:

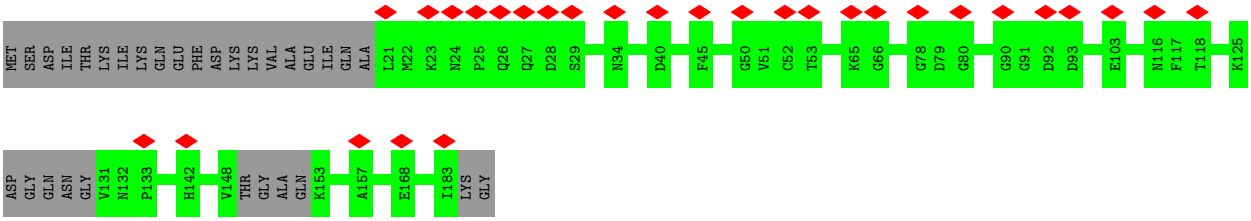

• Molecule 2: Decoration protein P03

Chain Le:

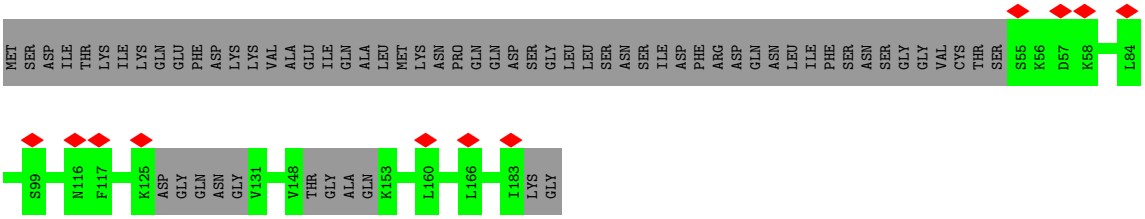

• Molecule 2: Decoration protein P03

Chain Lf:

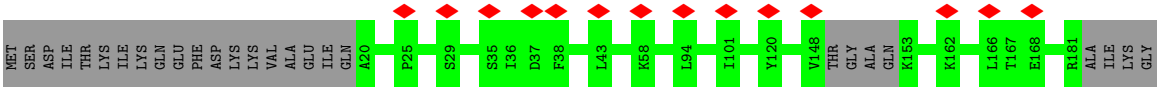

• Molecule 2: Decoration protein P03

Chain Lg:

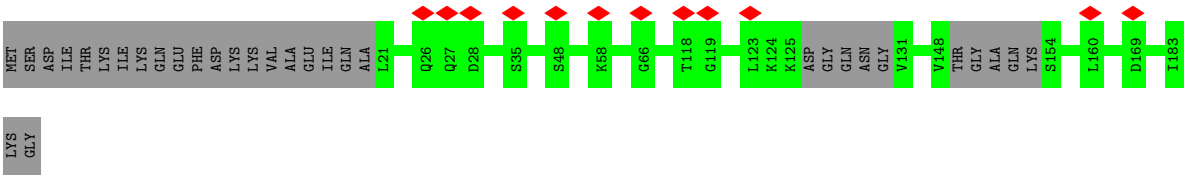

- Molecule 2: Decoration protein P03

Chain Lh:

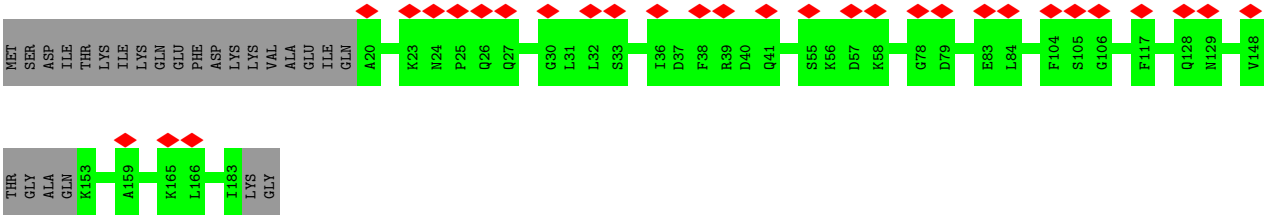

- Molecule 2: Decoration protein P03

Chain Li:

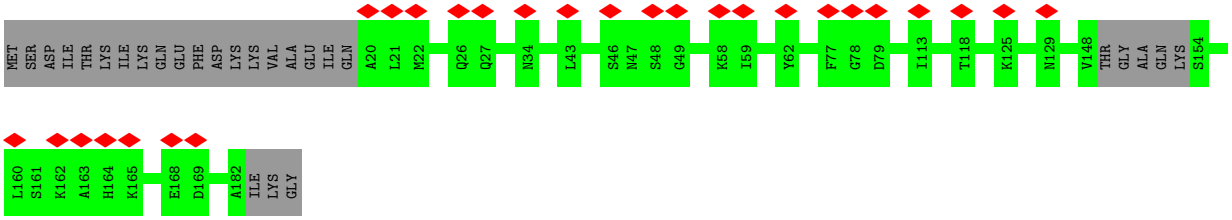

- Molecule 2: Decoration protein P03

Chain Lj:

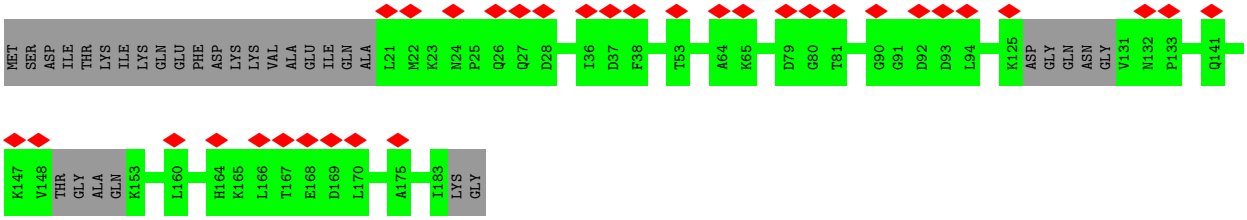

- Molecule 2: Decoration protein P03

Chain Lk:

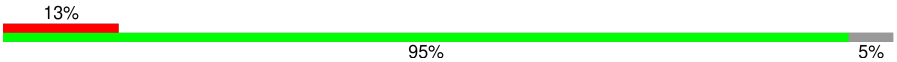

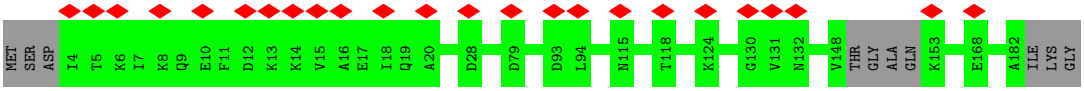

• Molecule 2: Decoration protein P03

Chain Ll:

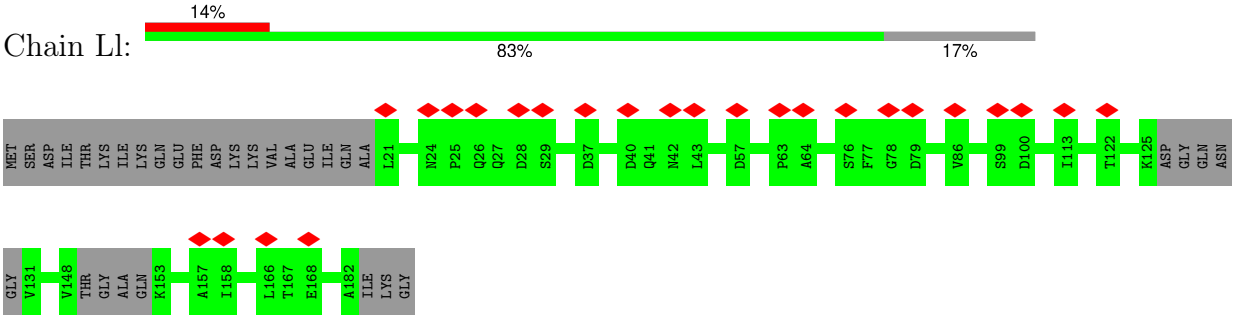

• Molecule 2: Decoration protein P03

Chain Lm:

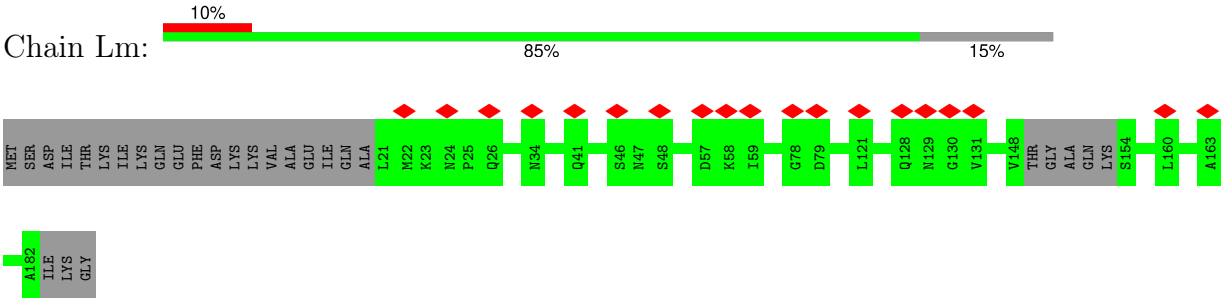

• Molecule 2: Decoration protein P03

Chain Ln:

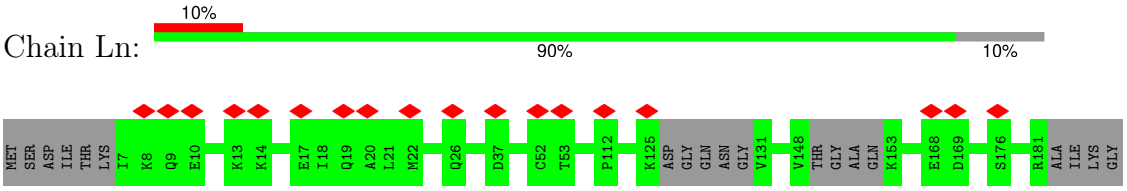

• Molecule 2: Decoration protein P03

Chain Lo:

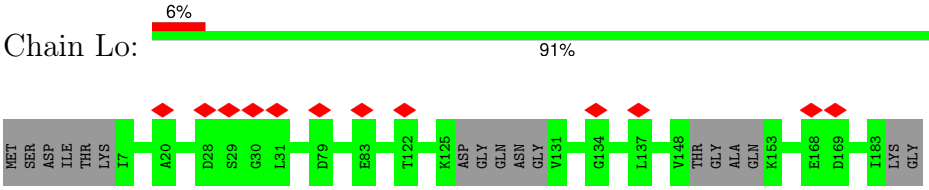

• Molecule 2: Decoration protein P03

Chain Lp:

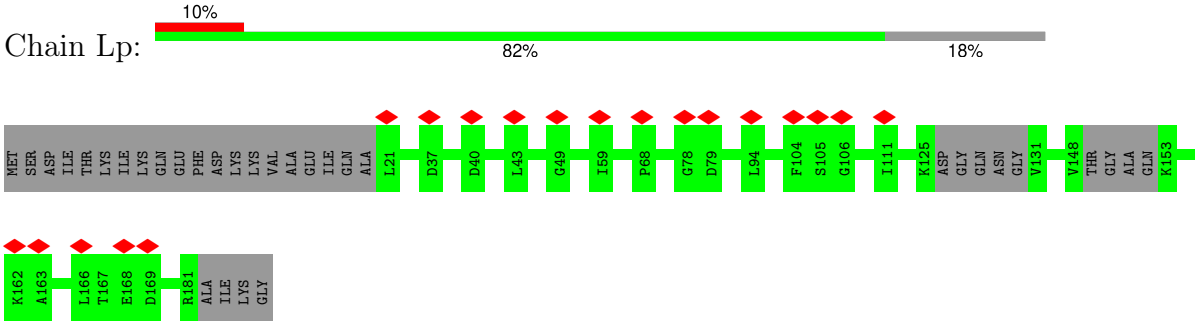

• Molecule 2: Decoration protein P03

Chain Lq:

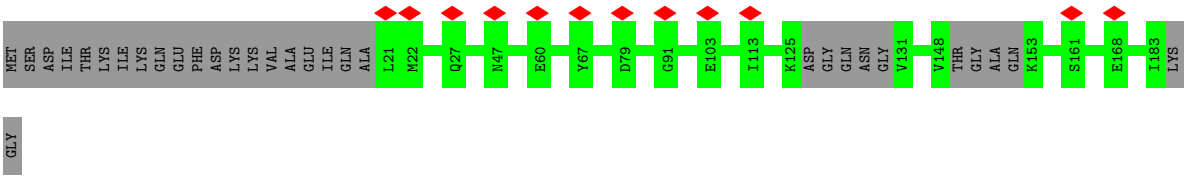

• Molecule 2: Decoration protein P03

Chain Lr:

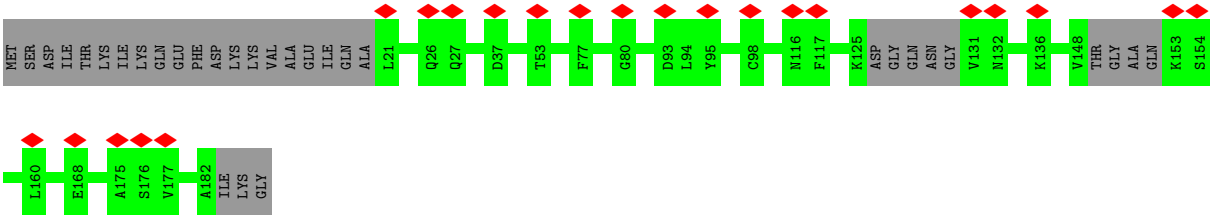

• Molecule 2: Decoration protein P03

Chain Ls:

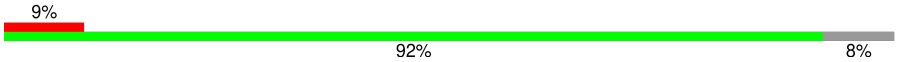

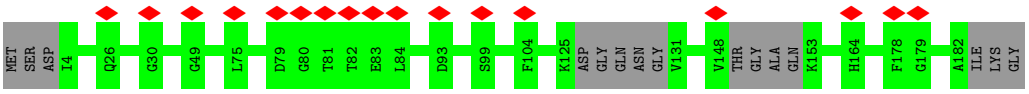

• Molecule 2: Decoration protein P03

Chain Lt:

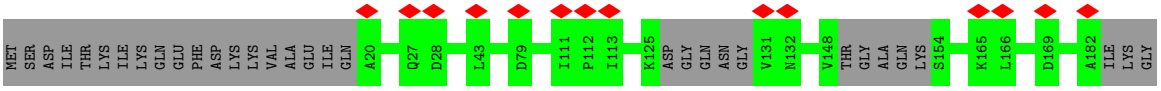

• Molecule 2: Decoration protein P03

Chain Lu:

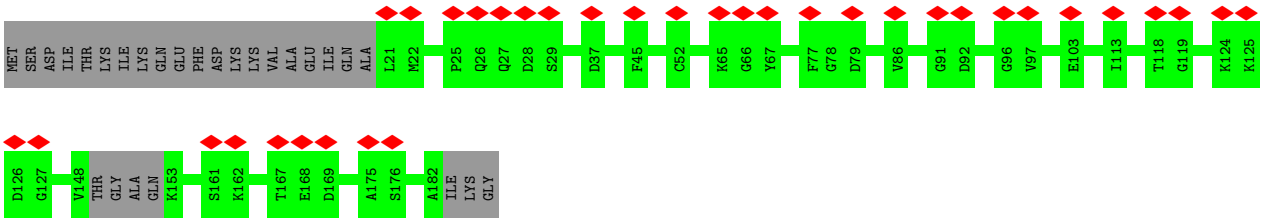

• Molecule 2: Decoration protein P03

Chain Lv:

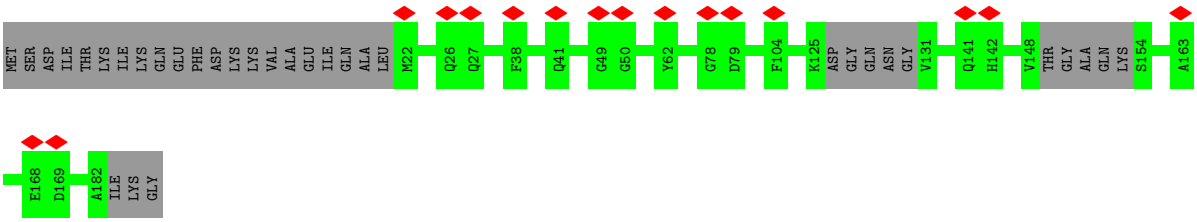

• Molecule 2: Decoration protein P03

Chain Lw:

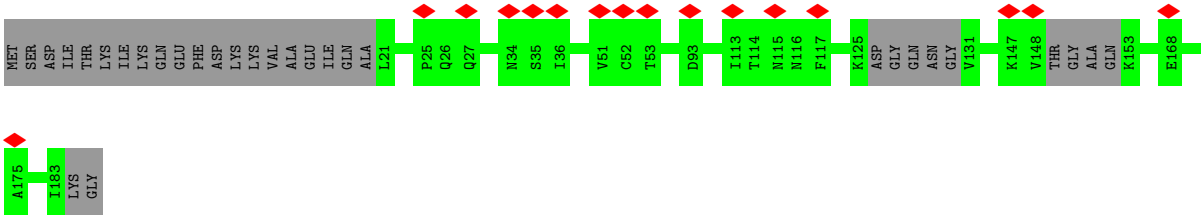

• Molecule 2: Decoration protein P03

Chain Lx:

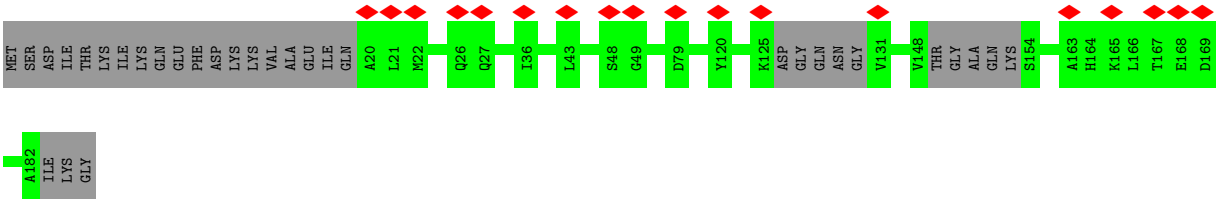

• Molecule 2: Decoration protein P03

Chain Ly:

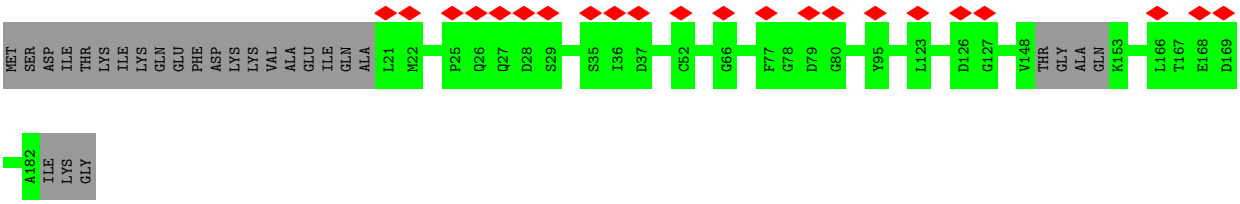

• Molecule 2: Decoration protein P03

Chain Lz:

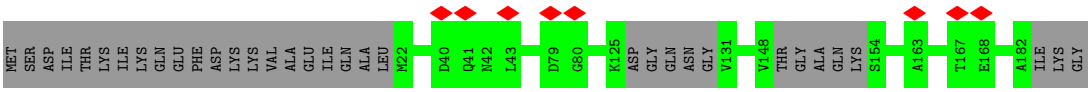

• Molecule 2: Decoration protein P03

Chain MA:

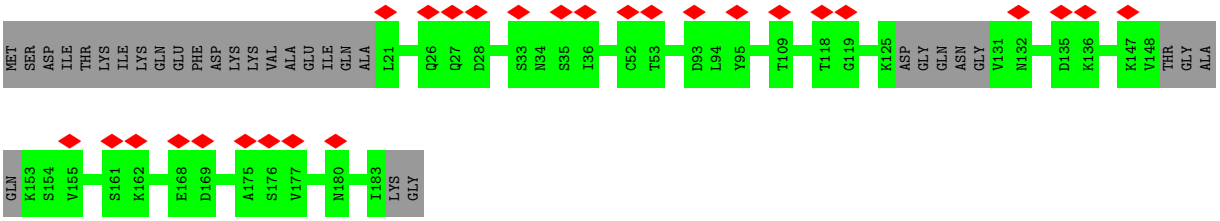

- Molecule 2: Decoration protein P03

Chain MB:

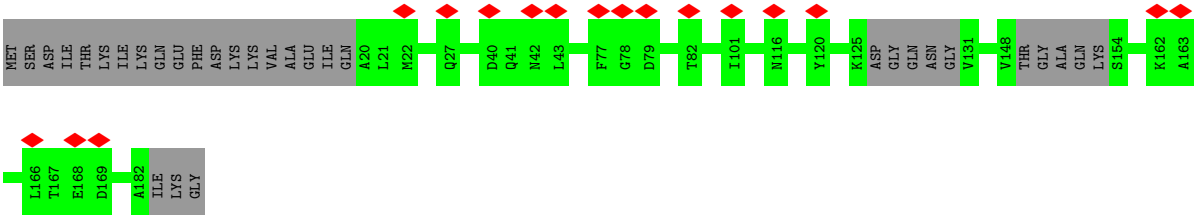

- Molecule 2: Decoration protein P03

Chain MC:

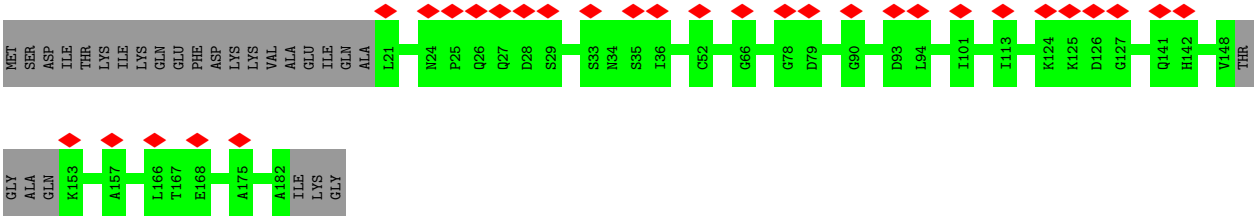

- Molecule 2: Decoration protein P03

Chain MD:

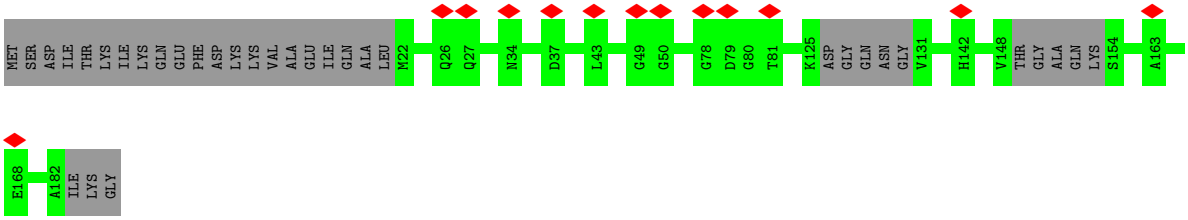

- Molecule 2: Decoration protein P03

Chain ME:

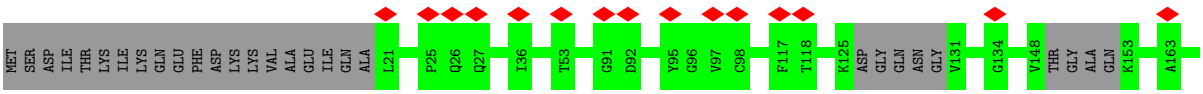

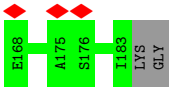

• Molecule 2: Decoration protein P03

Chain MF:

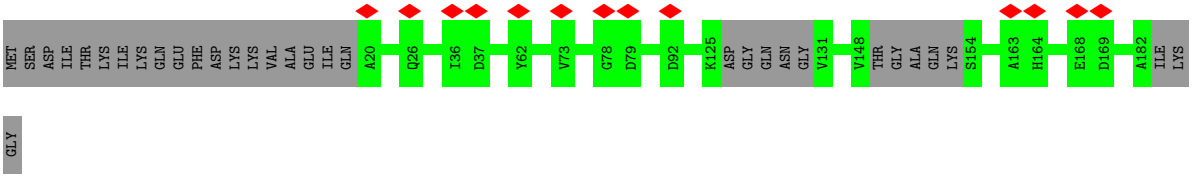

• Molecule 2: Decoration protein P03

Chain MG:

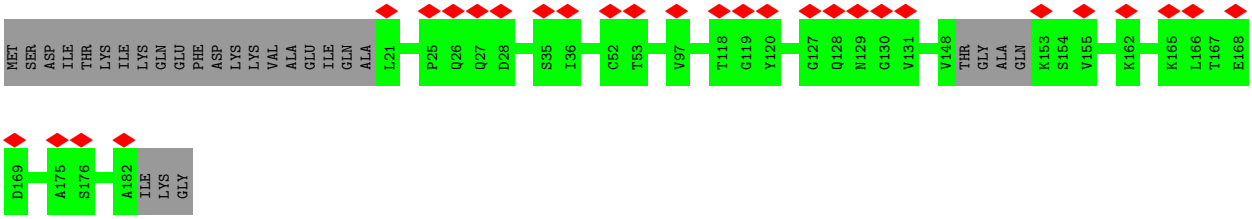

• Molecule 2: Decoration protein P03

Chain MH:

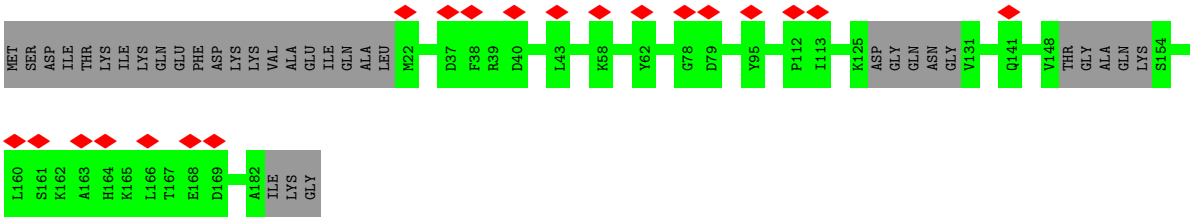

• Molecule 2: Decoration protein P03

Chain MI:

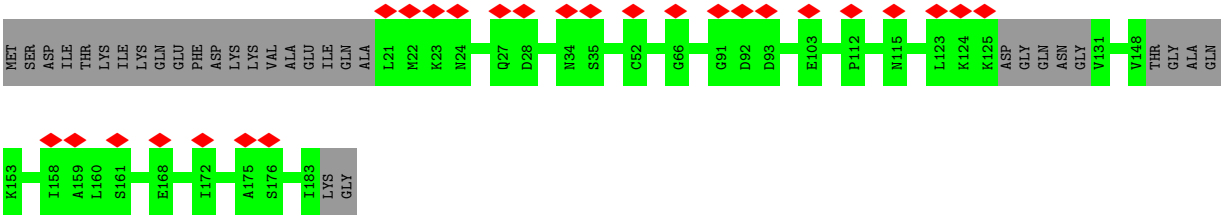

• Molecule 2: Decoration protein P03

Chain MJ:

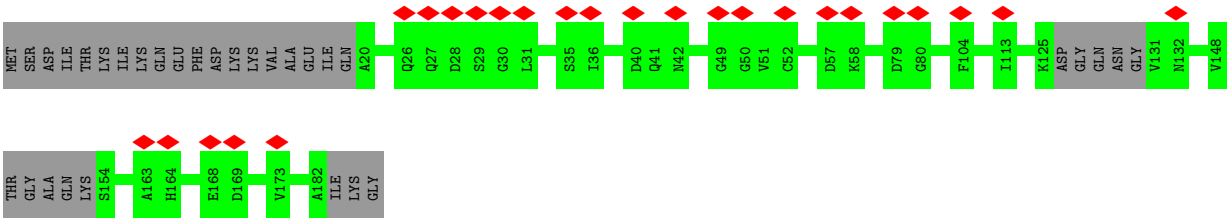

• Molecule 2: Decoration protein P03

Chain MK:

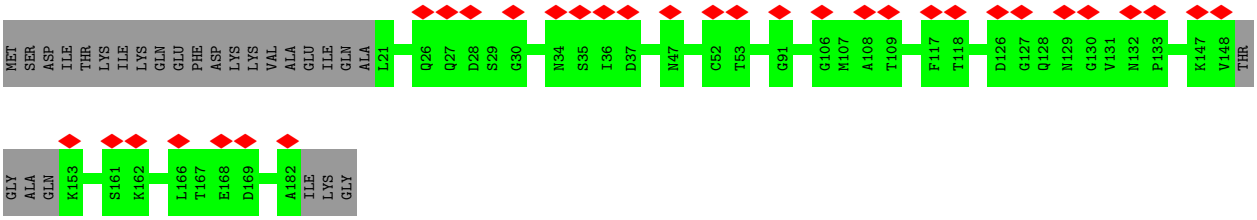

• Molecule 2: Decoration protein P03

Chain ML:

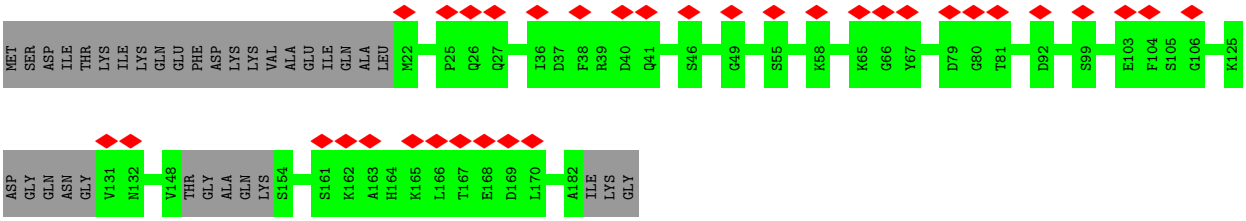

• Molecule 2: Decoration protein P03

Chain MM:

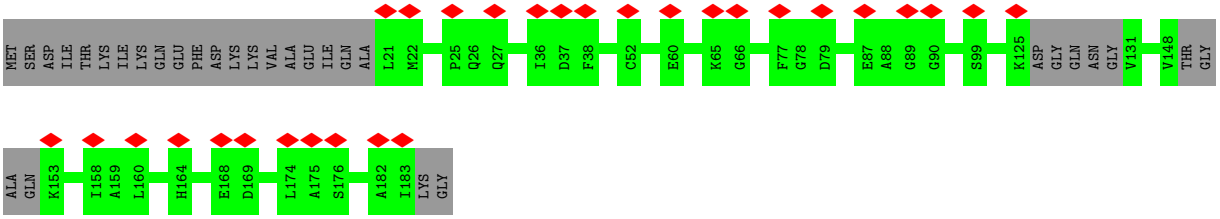

• Molecule 2: Decoration protein P03

Chain Py:

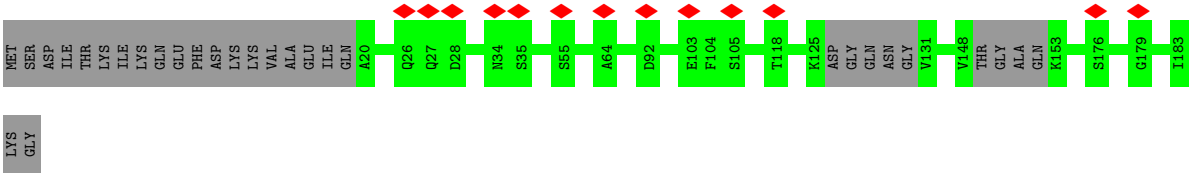

• Molecule 2: Decoration protein P03

Chain Pz:

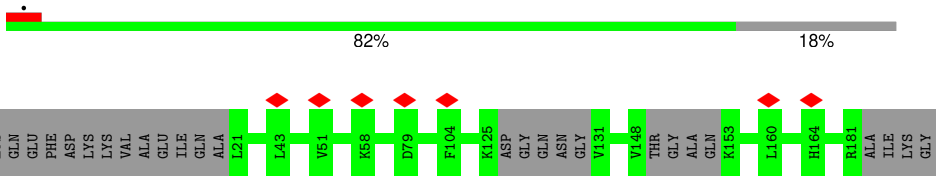

• Molecule 2: Decoration protein P03

Chain QA:

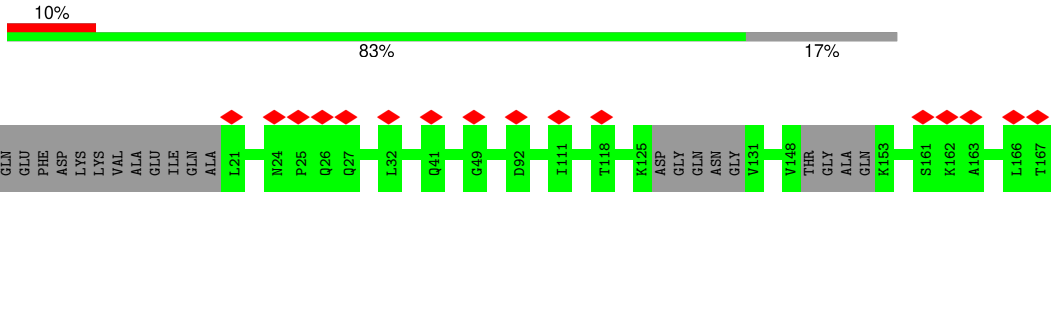

• Molecule 2: Decoration protein P03

Chain QB:

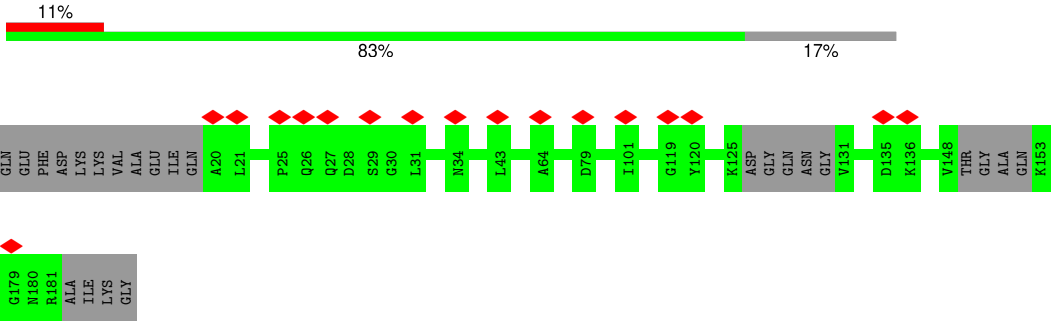

• Molecule 2: Decoration protein P03

Chain QC:

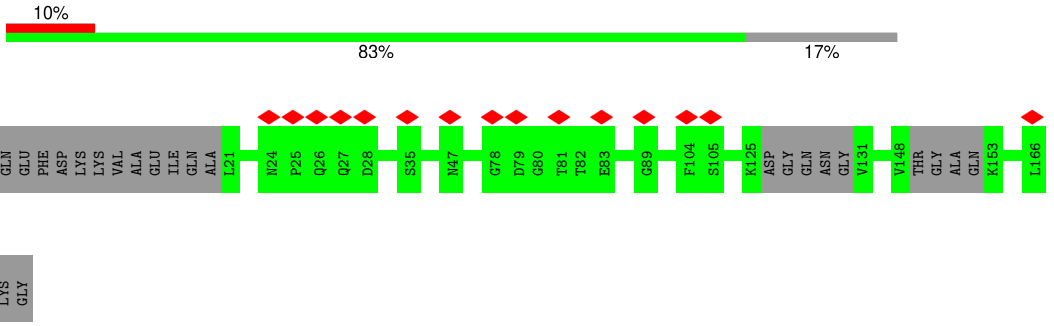

• Molecule 2: Decoration protein P03

Chain QD:

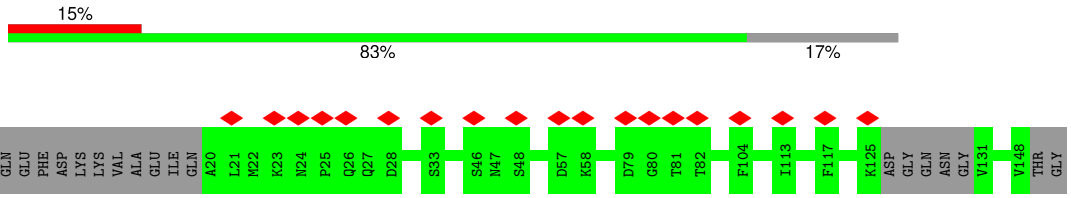

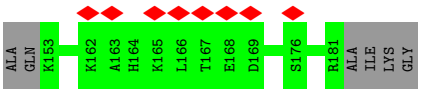

• Molecule 2: Decoration protein P03

Chain QE:

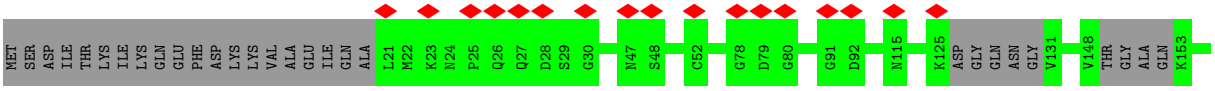

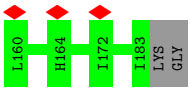

• Molecule 2: Decoration protein P03

Chain QF:

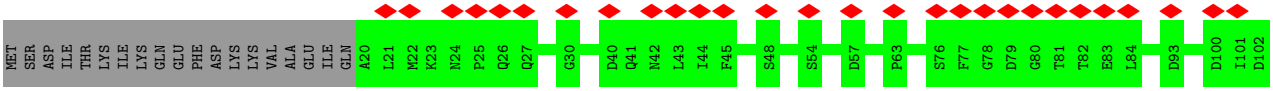

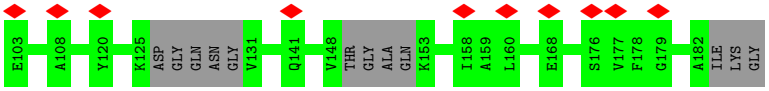

• Molecule 2: Decoration protein P03

Chain QG:

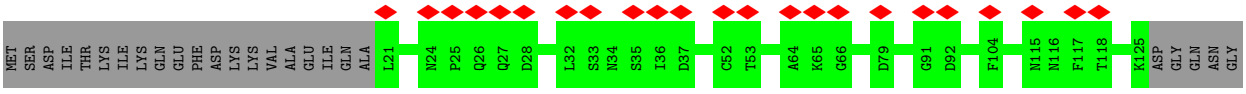

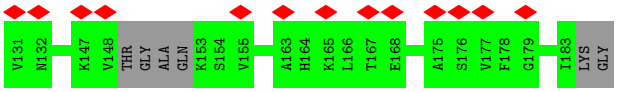

• Molecule 2: Decoration protein P03

Chain QH:

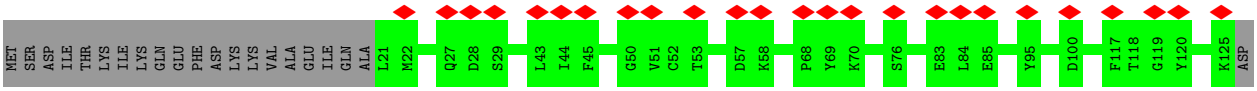

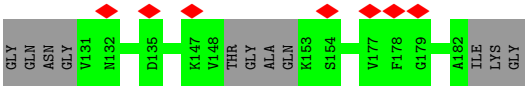

• Molecule 2: Decoration protein P03

Chain QI:

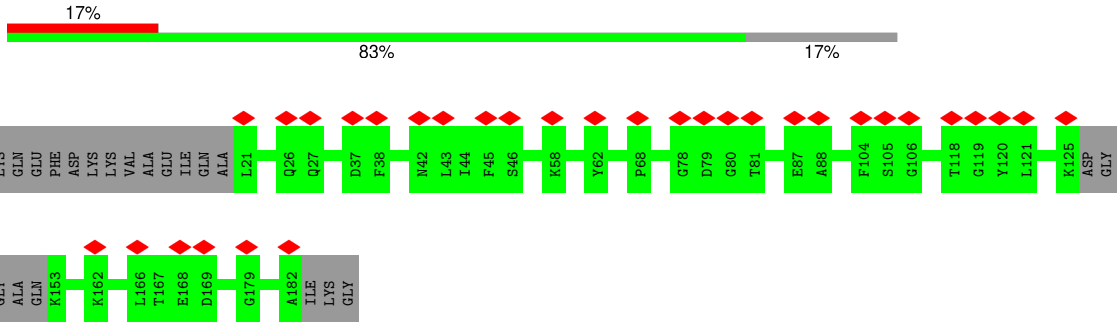

- Molecule 2: Decoration protein P03

Chain QJ:

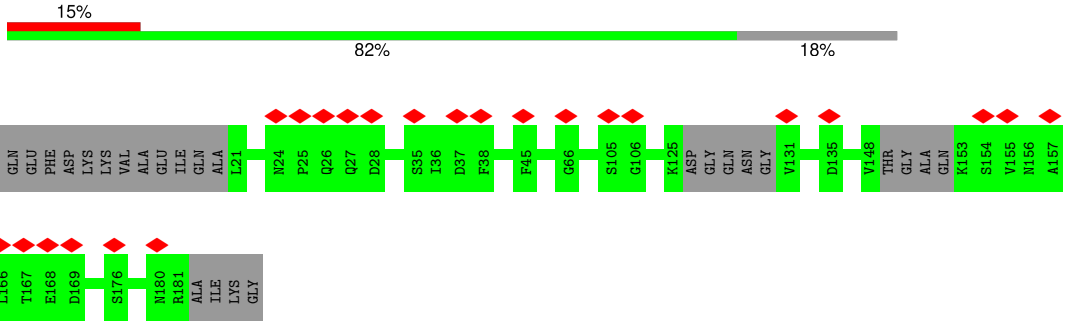

- Molecule 2: Decoration protein P03

Chain QK:

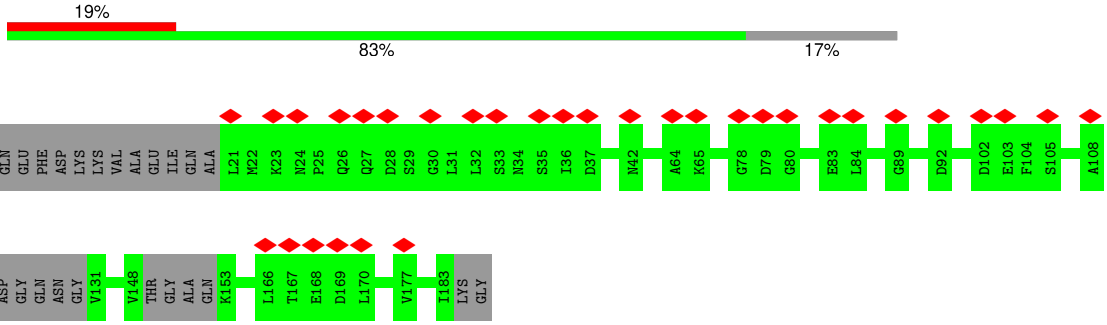

- Molecule 2: Decoration protein P03

Chain QL:

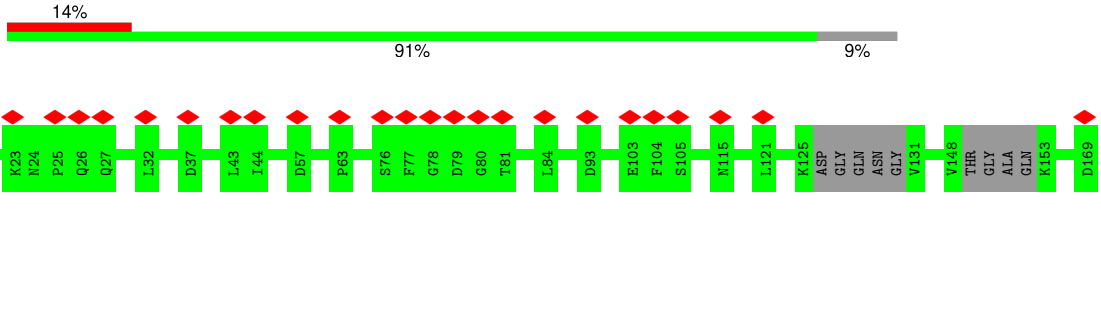

- Molecule 2: Decoration protein P03

Chain QM:

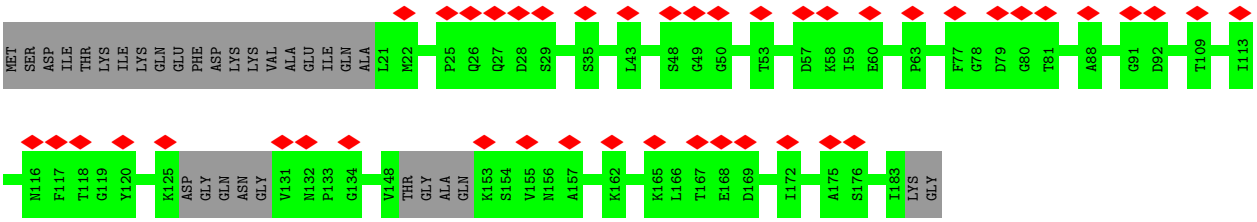

- Molecule 2: Decoration protein P03

Chain QN:

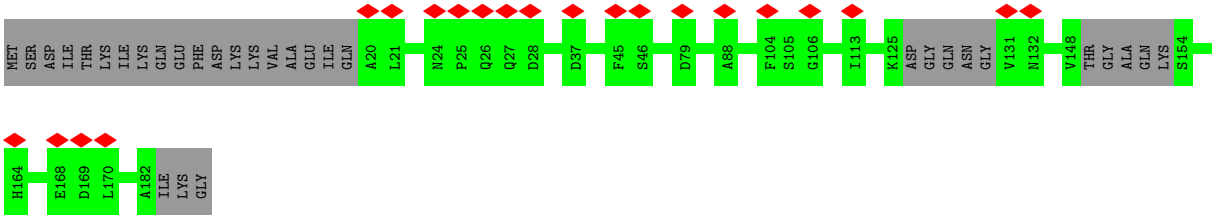

- Molecule 2: Decoration protein P03

Chain QO:

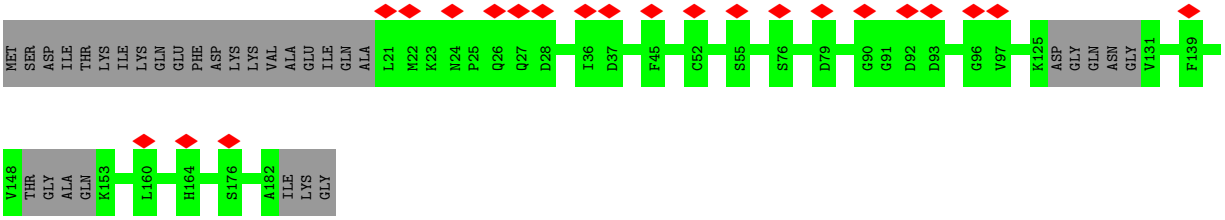

- Molecule 2: Decoration protein P03

Chain QP:

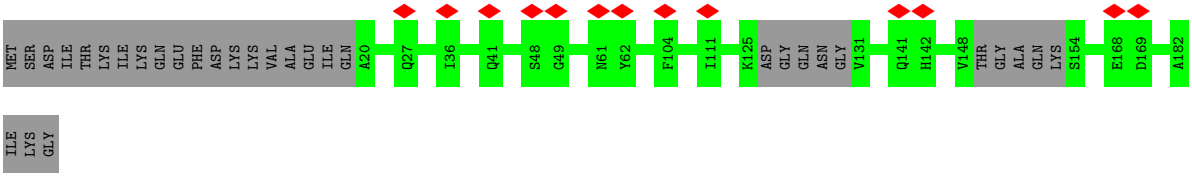

- Molecule 2: Decoration protein P03

Chain QQ:

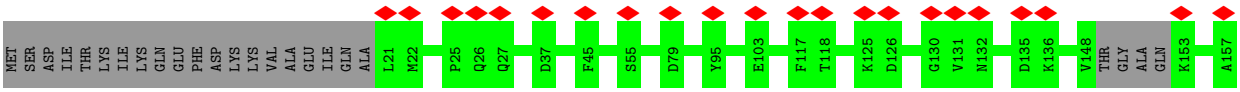

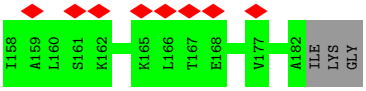

• Molecule 2: Decoration protein P03

Chain QR:

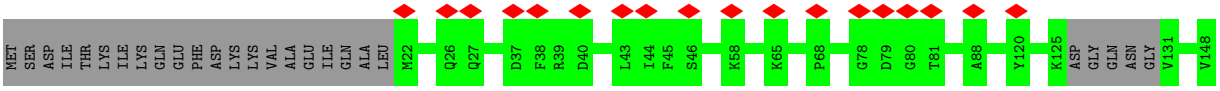

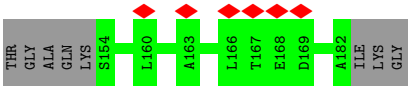

• Molecule 2: Decoration protein P03

Chain QS:

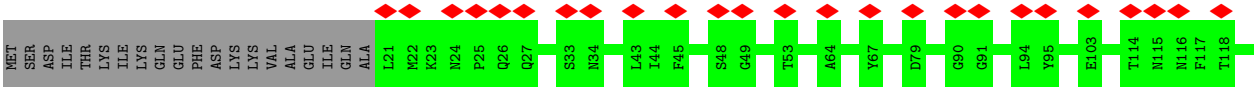

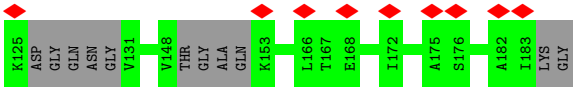

• Molecule 2: Decoration protein P03

Chain QT:



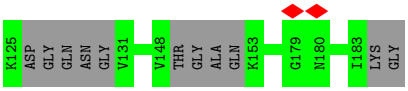

• Molecule 2: Decoration protein P03

Chain QU:

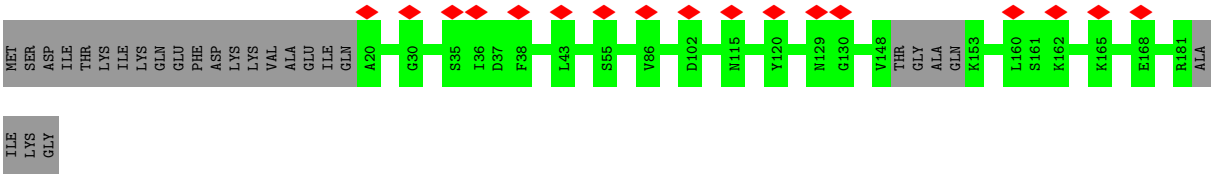

• Molecule 2: Decoration protein P03

Chain QV:

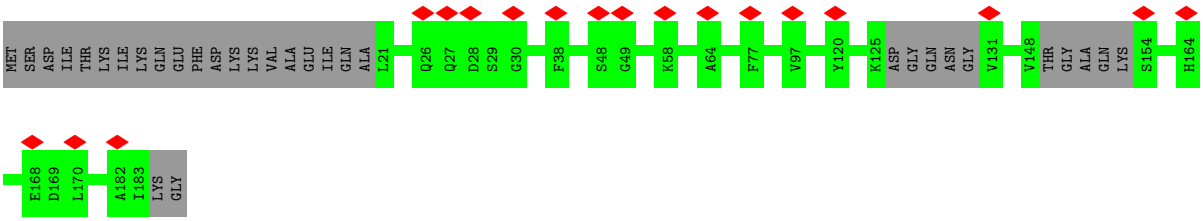

- Molecule 2: Decoration protein P03

Chain QW:

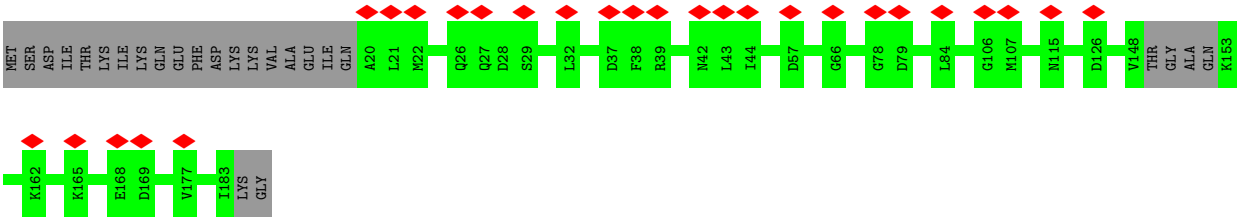

- Molecule 2: Decoration protein P03

Chain QX:

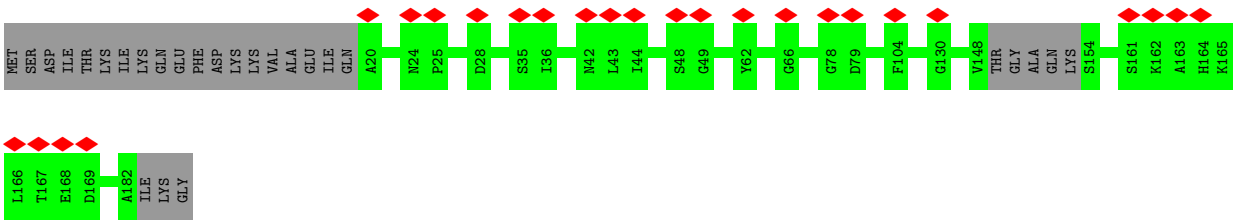

- Molecule 2: Decoration protein P03

Chain QY:

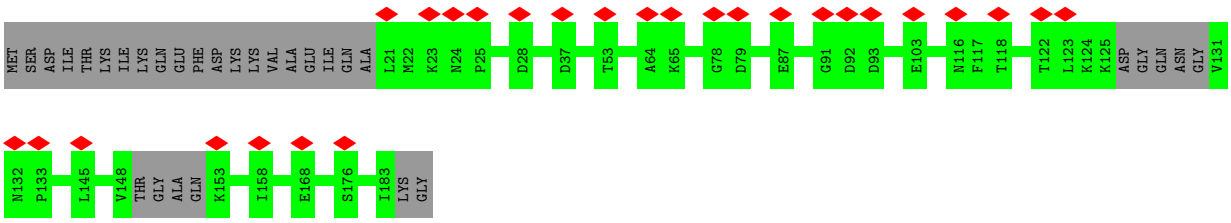

- Molecule 2: Decoration protein P03

Chain QZ:

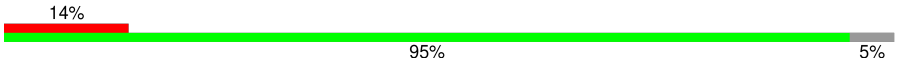

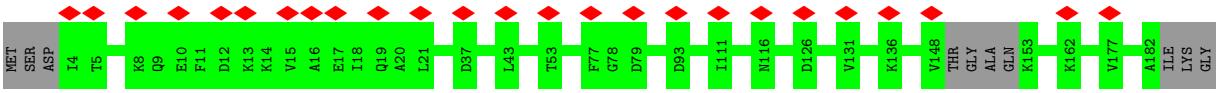

• Molecule 2: Decoration protein P03

Chain Qa:

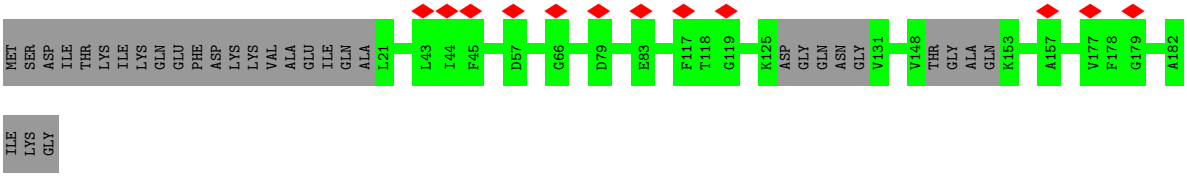

• Molecule 2: Decoration protein P03

Chain Qb:

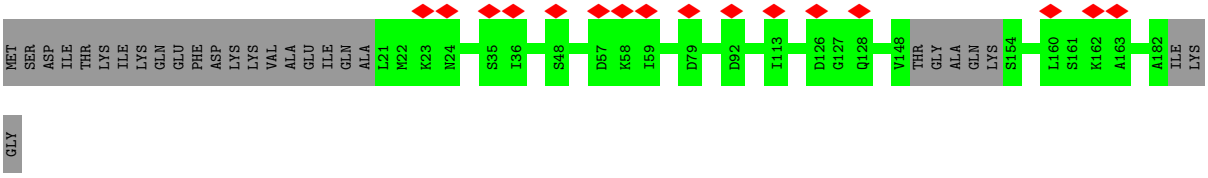

• Molecule 2: Decoration protein P03

Chain Qc:

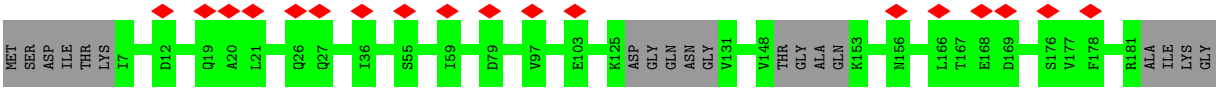

• Molecule 2: Decoration protein P03

Chain Qd:

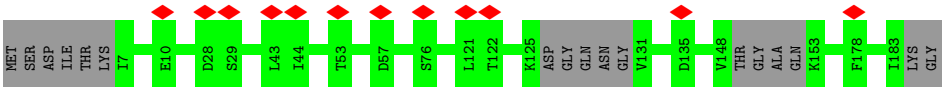

• Molecule 2: Decoration protein P03

Chain Qe:

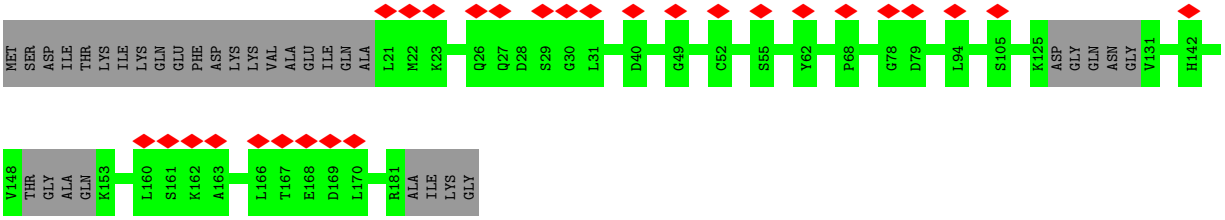

• Molecule 2: Decoration protein P03

Chain Qf:

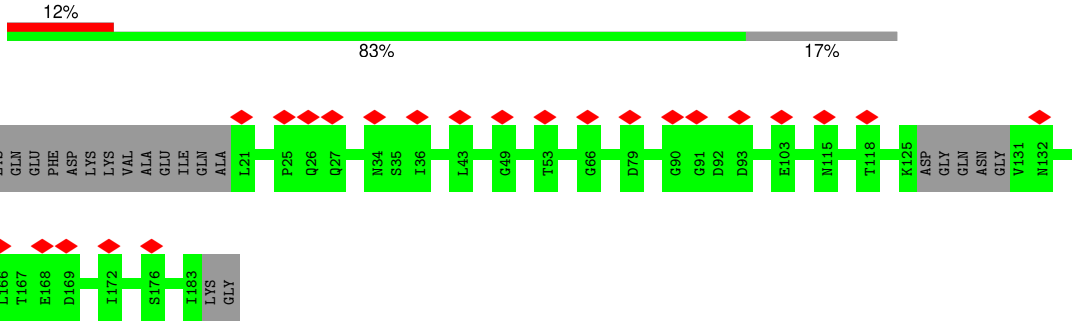

• Molecule 2: Decoration protein P03

Chain Qg:

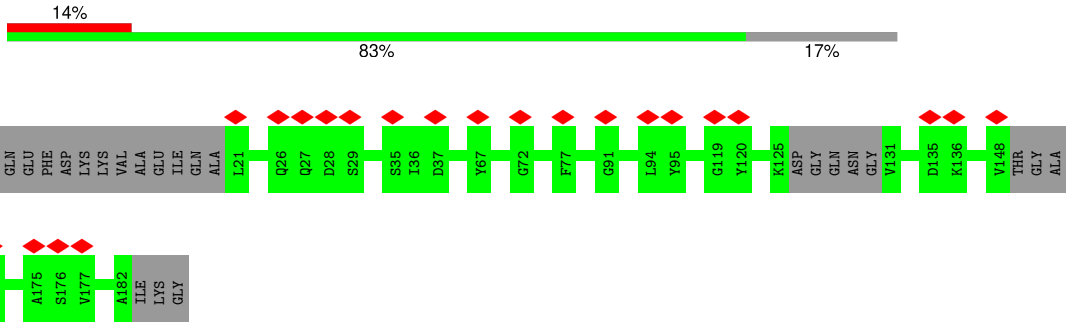

• Molecule 2: Decoration protein P03

Chain Qh:

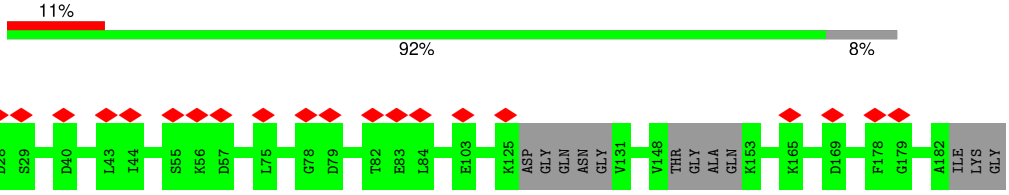

• Molecule 2: Decoration protein P03

Chain Qi:

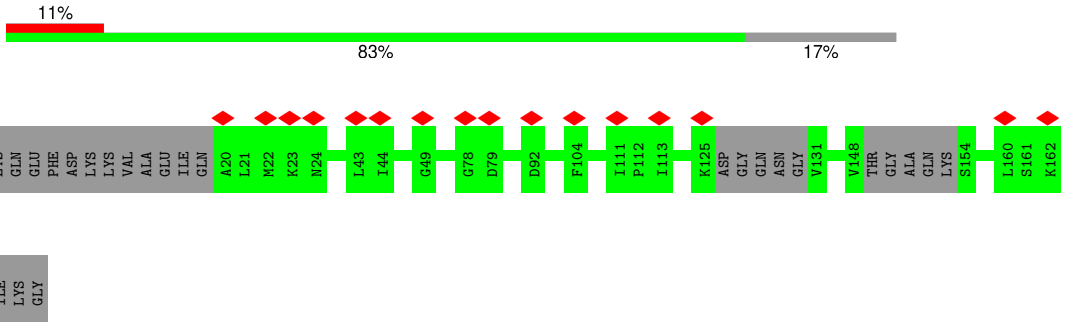

• Molecule 2: Decoration protein P03

Chain Qj:

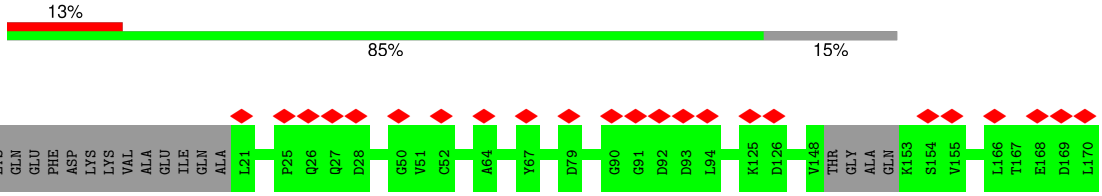

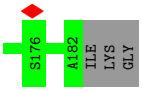

• Molecule 2: Decoration protein P03

Chain Qk:

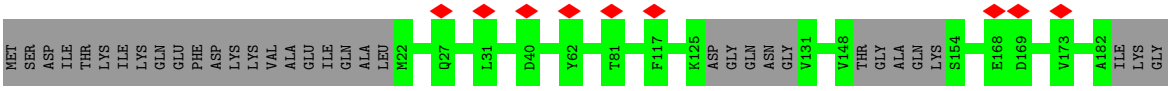

• Molecule 2: Decoration protein P03

Chain Ql:

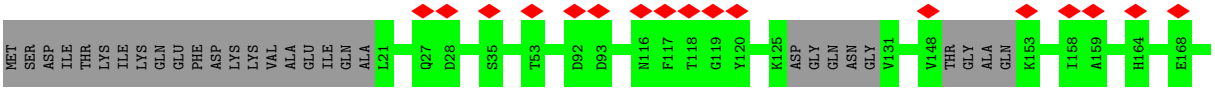

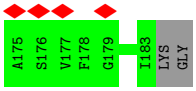

• Molecule 2: Decoration protein P03

Chain Qm:

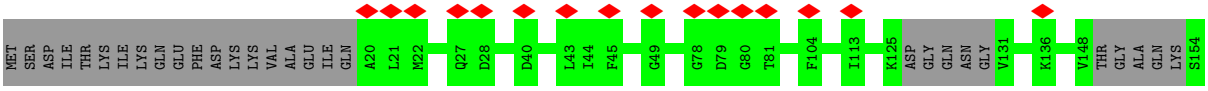

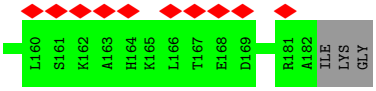

• Molecule 2: Decoration protein P03

Chain Qn:

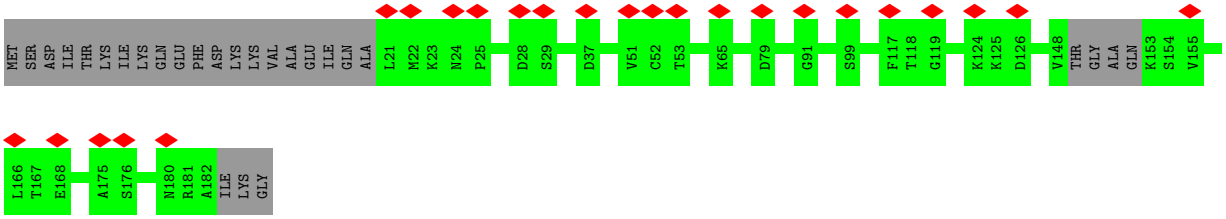

• Molecule 2: Decoration protein P03

Chain Qo:

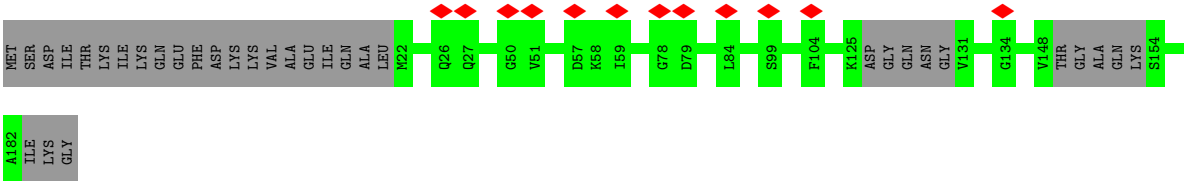

• Molecule 2: Decoration protein P03

Chain Qp:

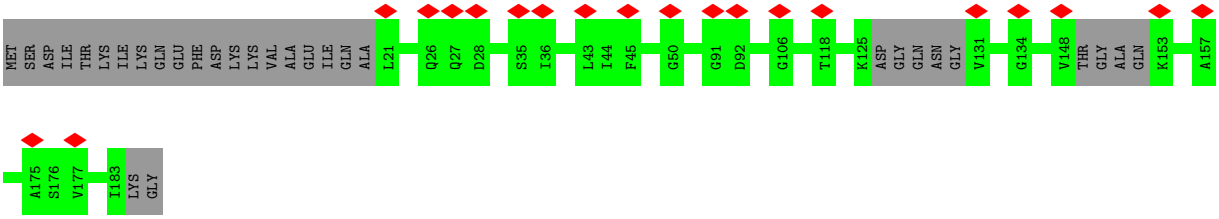

• Molecule 2: Decoration protein P03

Chain Qq:

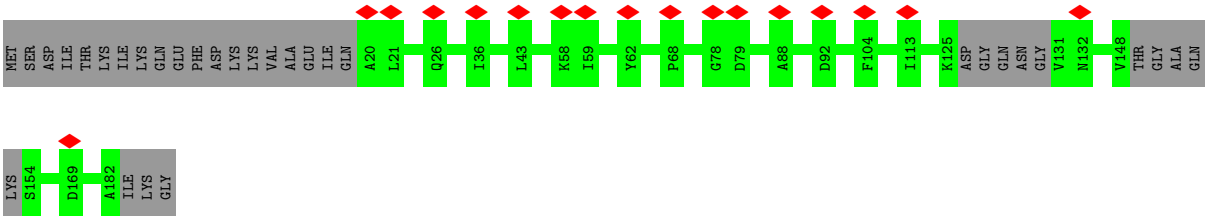

• Molecule 2: Decoration protein P03

Chain Qr:

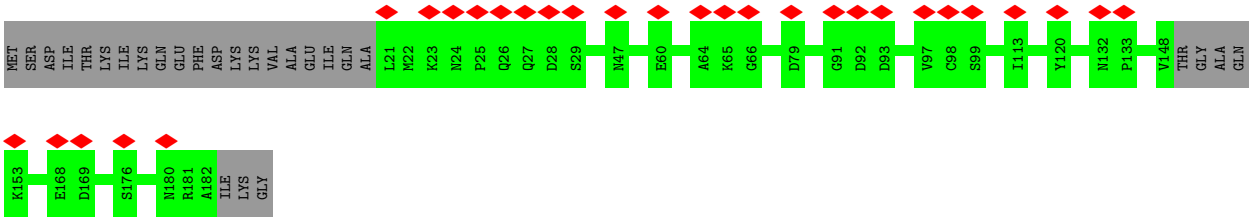

• Molecule 2: Decoration protein P03

Chain Qs:

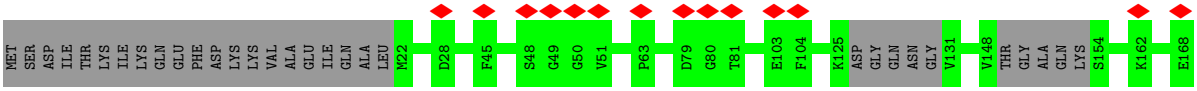

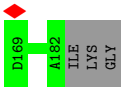

• Molecule 2: Decoration protein P03

Chain Qt:

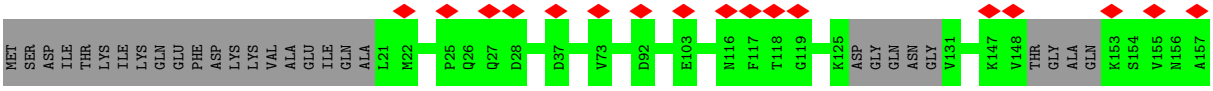

• Molecule 2: Decoration protein P03

Chain Qu:

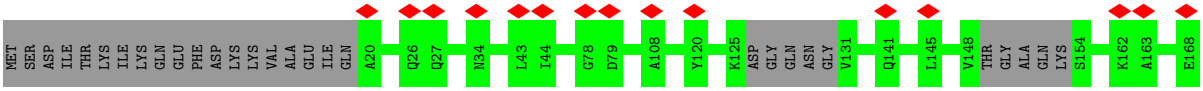

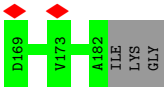

• Molecule 2: Decoration protein P03

Chain Qv:

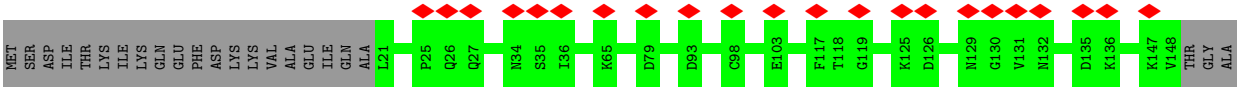

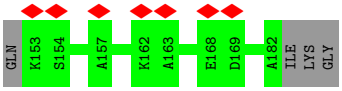

• Molecule 2: Decoration protein P03

Chain Qw:

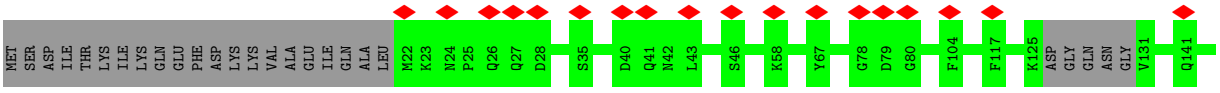

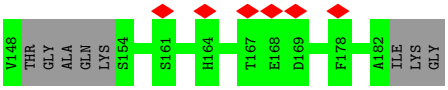

• Molecule 2: Decoration protein P03

Chain Qx:

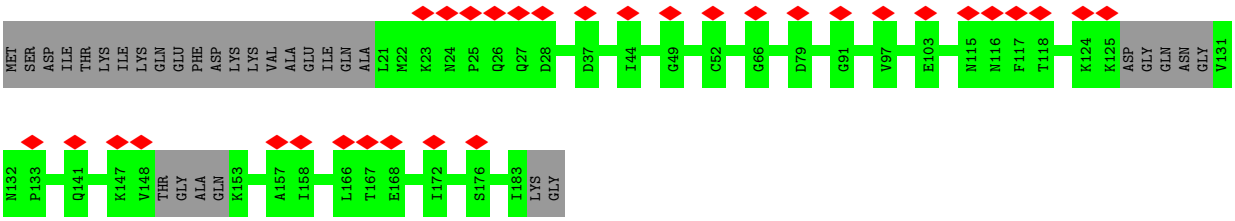

- Molecule 2: Decoration protein P03

Chain Qy:

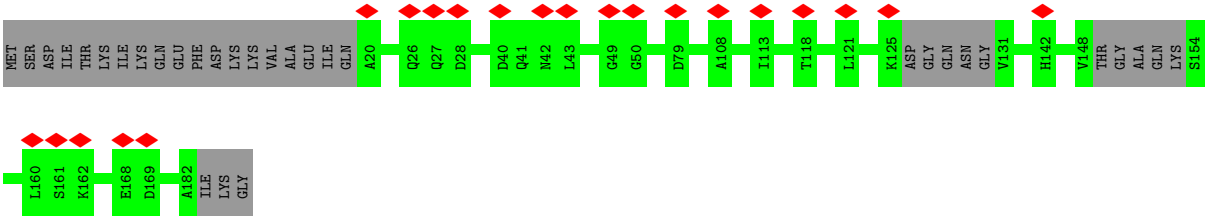

- Molecule 2: Decoration protein P03

Chain Qz:

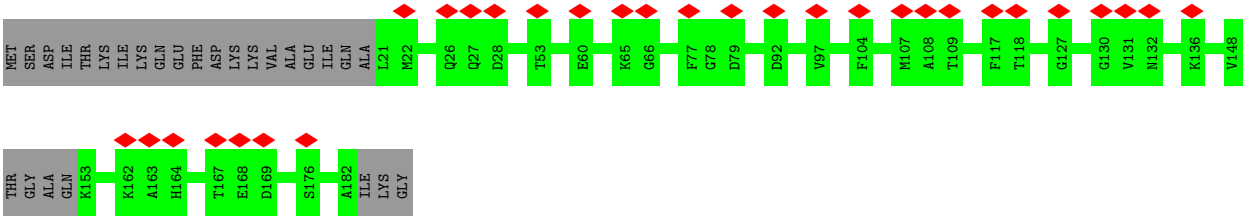

- Molecule 2: Decoration protein P03

Chain RA:

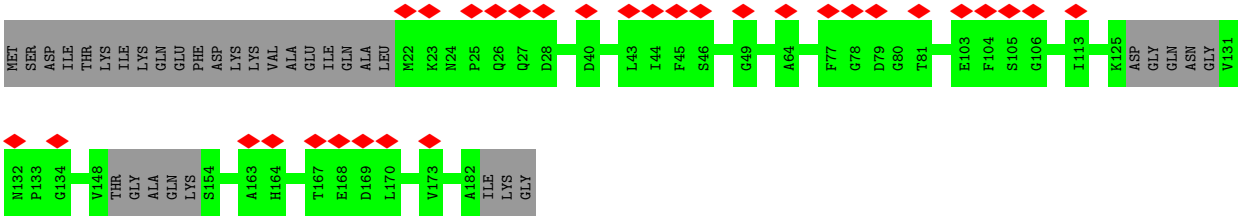

- Molecule 2: Decoration protein P03

Chain RB:

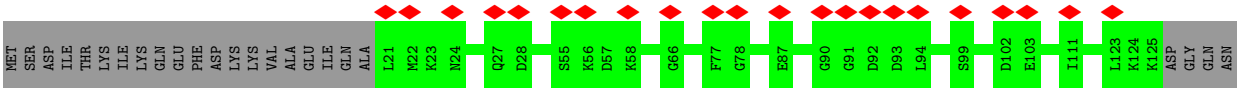

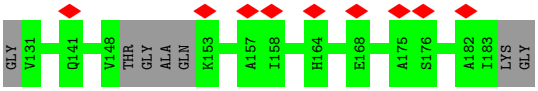

• Molecule 2: Decoration protein P03

Chain Un:

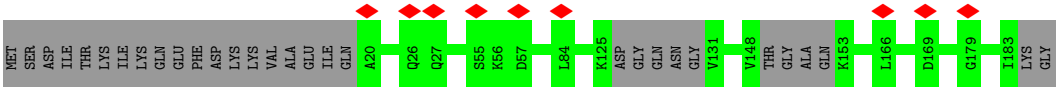

• Molecule 2: Decoration protein P03

Chain Uo:

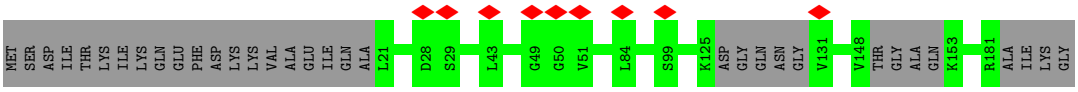

• Molecule 2: Decoration protein P03

Chain Up:

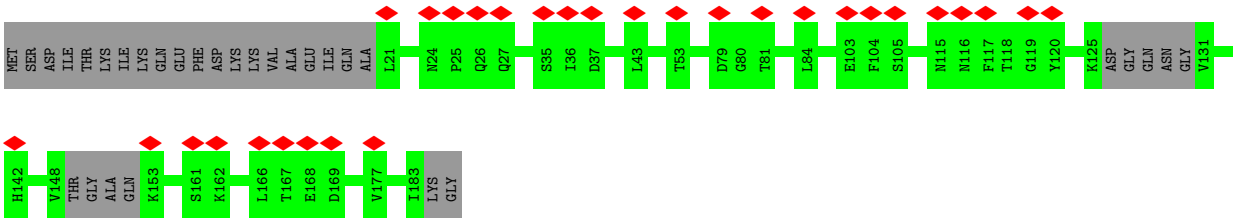

• Molecule 2: Decoration protein P03

Chain Uq:

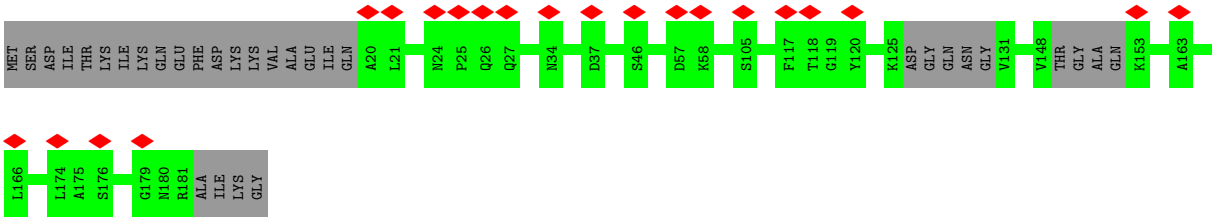

• Molecule 2: Decoration protein P03

Chain Ur:

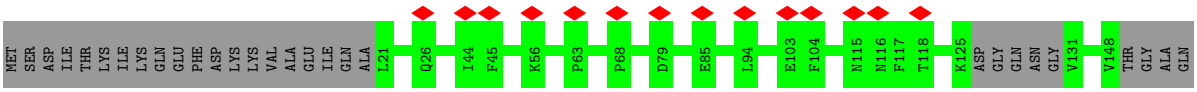

• Molecule 2: Decoration protein P03

Chain Us:

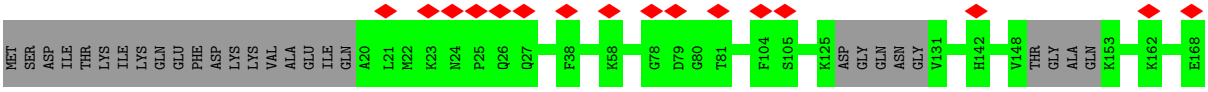

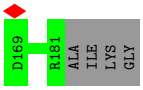

• Molecule 2: Decoration protein P03

Chain Ut:

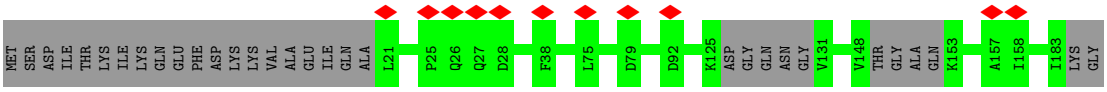

• Molecule 2: Decoration protein P03

Chain Uu:

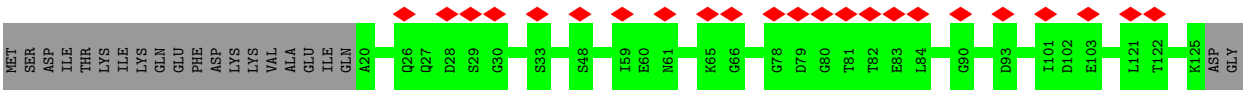

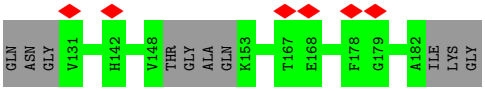

• Molecule 2: Decoration protein P03

Chain Uv:

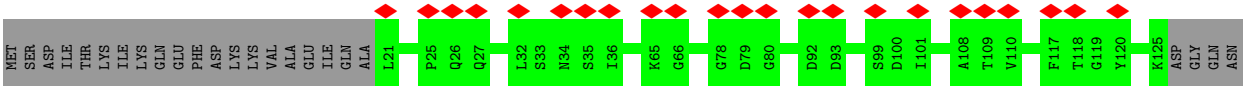

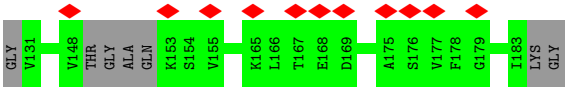

• Molecule 2: Decoration protein P03

Chain Uw:

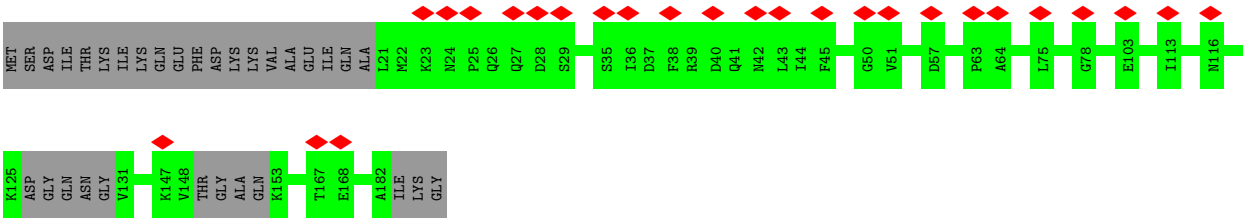

• Molecule 2: Decoration protein P03

Chain Ux:

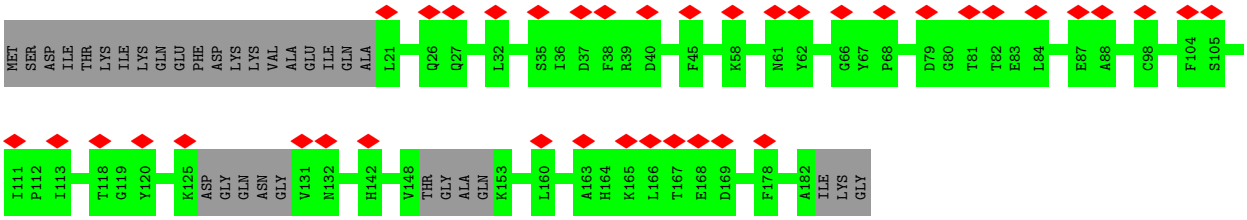

• Molecule 2: Decoration protein P03

Chain Uy:

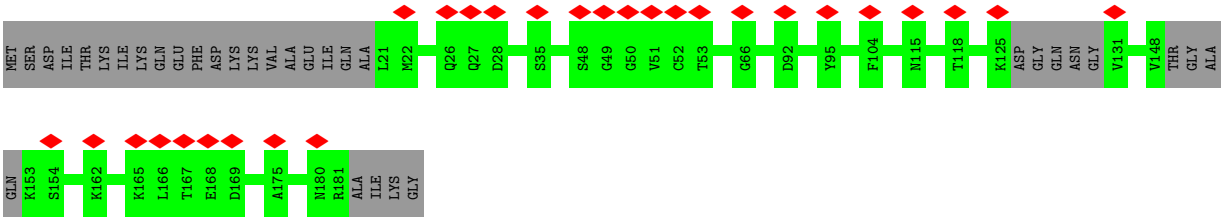

• Molecule 2: Decoration protein P03

Chain Uz:

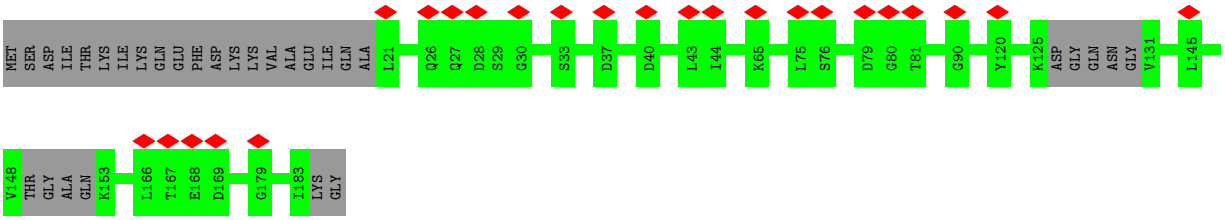

• Molecule 2: Decoration protein P03

Chain VA:

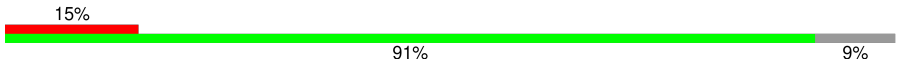

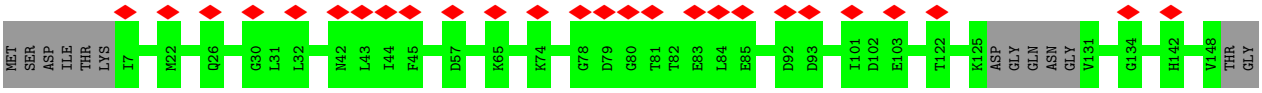

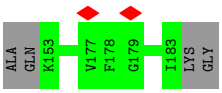

• Molecule 2: Decoration protein P03

Chain VB:

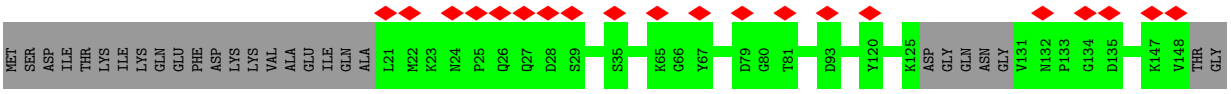

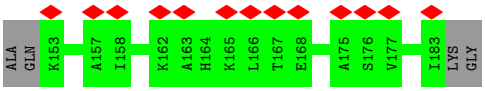

• Molecule 2: Decoration protein P03

Chain VC:

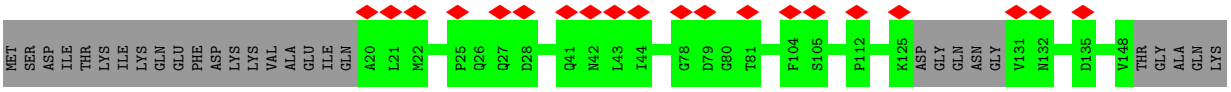

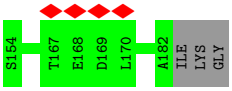

• Molecule 2: Decoration protein P03

Chain VD:

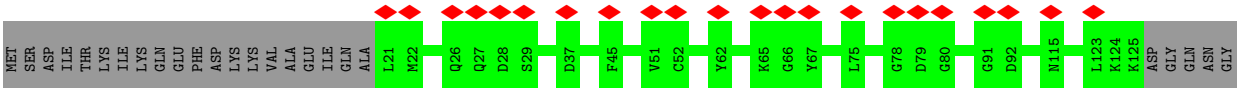

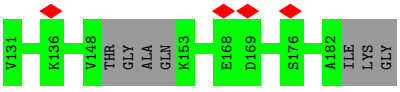

• Molecule 2: Decoration protein P03

Chain VE:

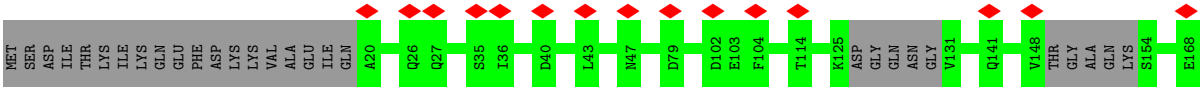

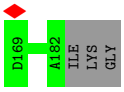

• Molecule 2: Decoration protein P03

Chain VF: 15% 85% 15%

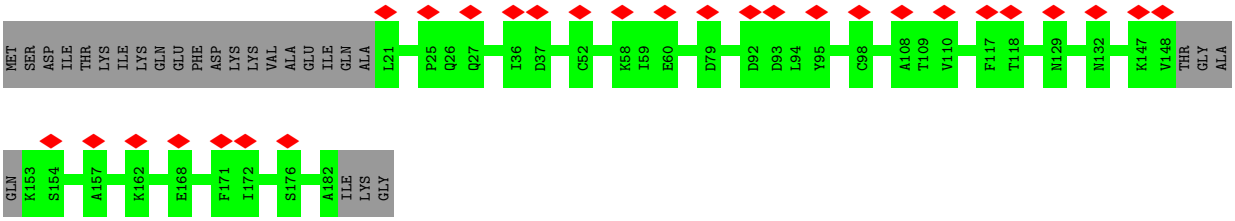

• Molecule 2: Decoration protein P03

Chain VG: 13% 82% 18%

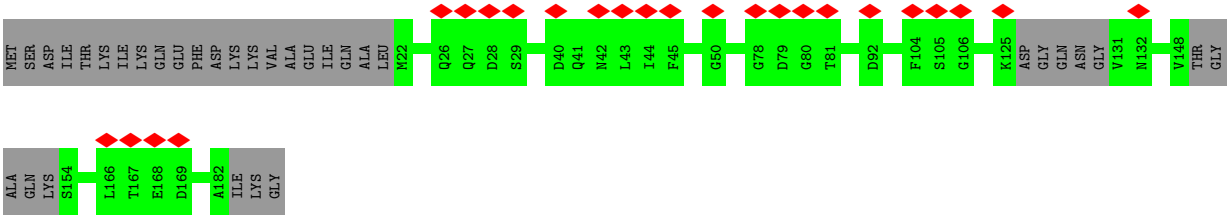

• Molecule 2: Decoration protein P03

Chain VH: 19% 83% 17%

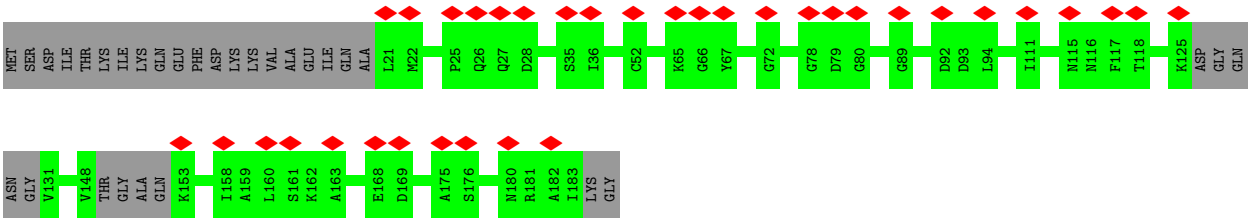

• Molecule 2: Decoration protein P03

Chain VI: 9% 65% 35%

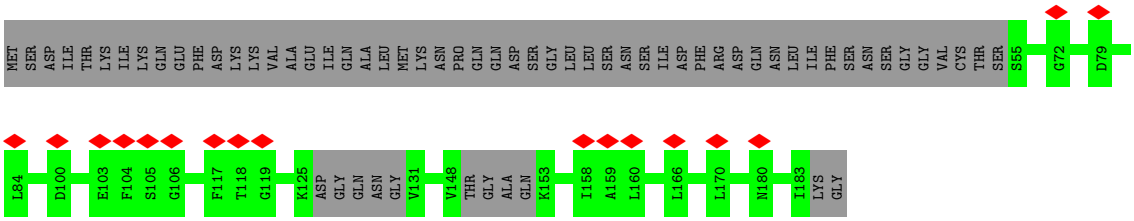

• Molecule 2: Decoration protein P03

Chain VJ: 10% 85% 15%

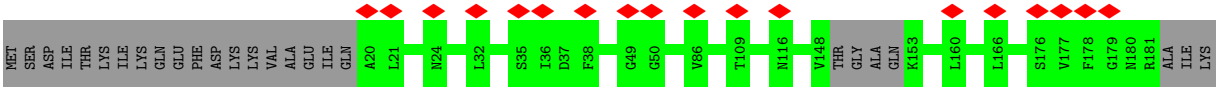

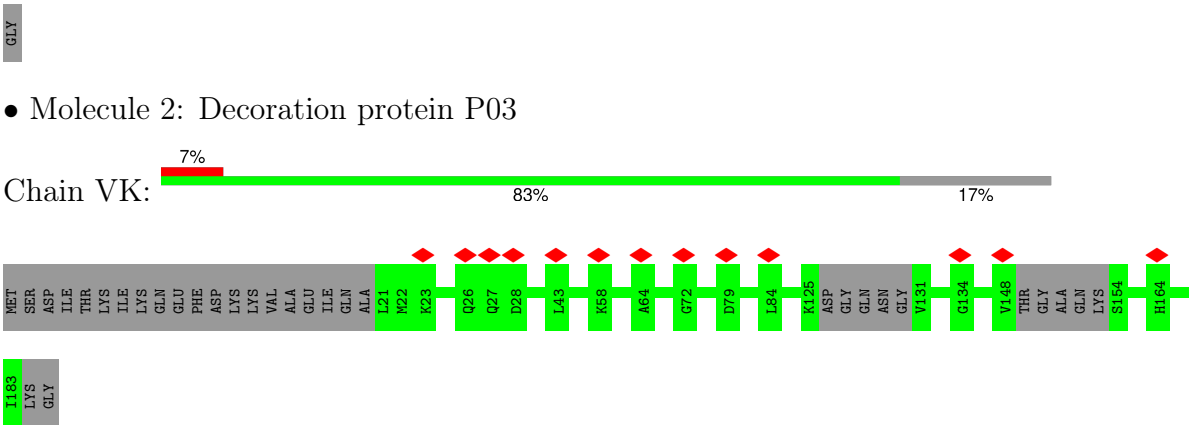
GLY
• Molecule 2: Decoration protein P03
Chain VK:
7%
83%
17%
MET SER ASP ILE THR LYS ILE LYS GLN GLU PHE ASP LYS LYS VAL ALA GLU ILE GLN ALA L21 M22 K23 Q26 Q27 D28 L43 K58 A64 G72 D79 L84 K125 ASP GLY GLN ASN GLY V131 G134 V148 THR GLY ALA GLN LYS S154 H164
I183 LYS GLY

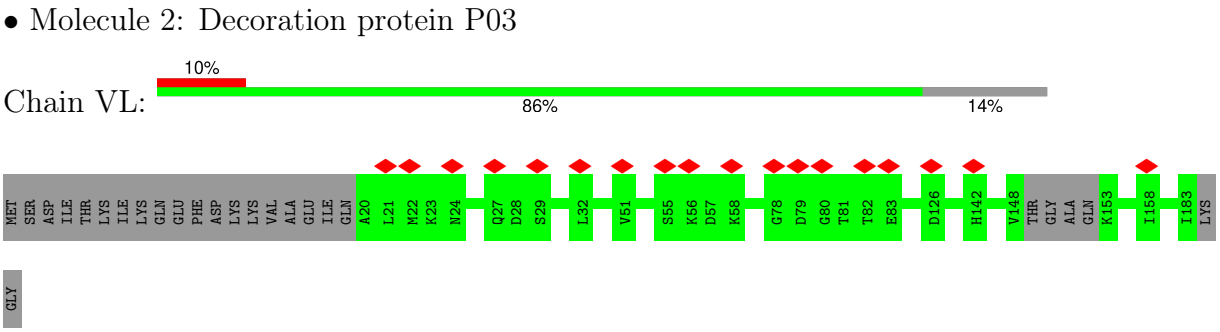
• Molecule 2: Decoration protein P03
Chain VL:
10%
86%
14%
MET SER ASP ILE THR LYS ILE LYS GLN GLU PHE ASP LYS LYS VAL ALA GLU ILE GLN A20 L21 M22 K23 N24 Q27 D28 S29 I32 V51 S55 K56 D57 K58 G78 D79 G80 T81 T82 E83 D126 H142 V148 THR GLY ALA GLN K153 I158 I183 LYS
GLY

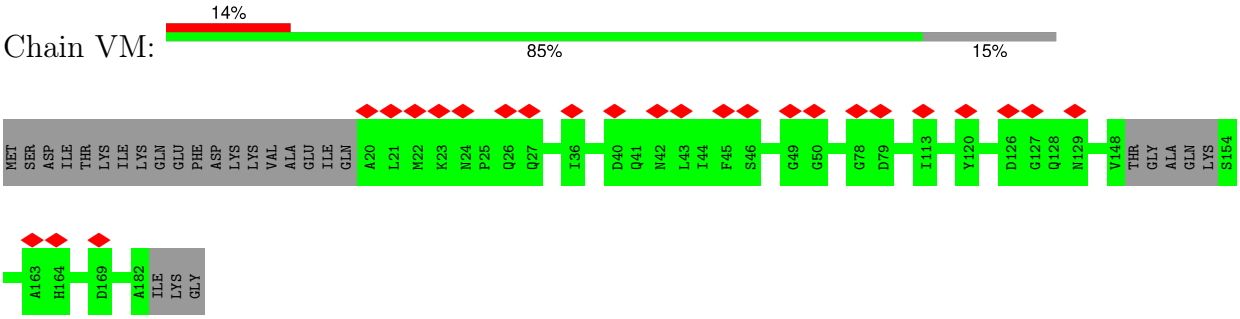
• Molecule 2: Decoration protein P03
Chain VM:
14%
85%
15%
MET SER ASP ILE THR LYS ILE LYS GLN GLU PHE ASP LYS LYS VAL ALA GLU ILE GLN A20 L21 M22 K23 N24 P25 Q26 Q27 I36 D40 Q41 N42 L43 I44 F45 S46 G49 G50 G78 D79 I113 Y120 D126 G127 Q128 N129 V148 THR GLY ALA GLN LYS S154
A163 H164 D169 A182 ILE LYS GLY

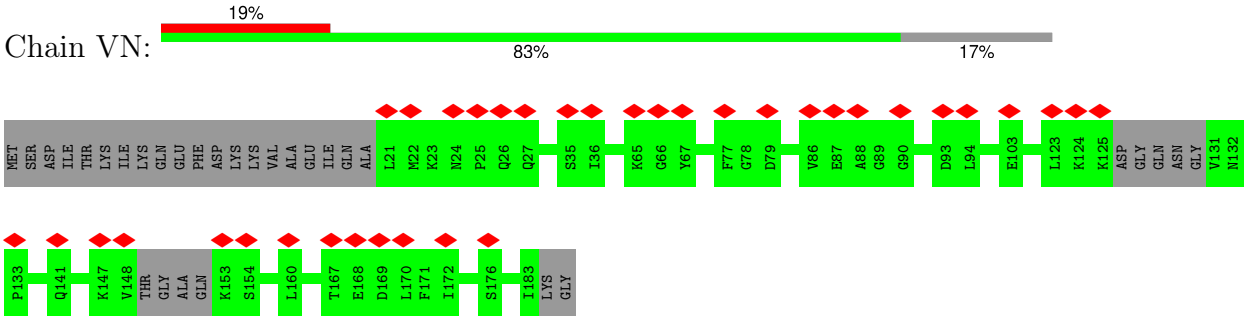
• Molecule 2: Decoration protein P03
Chain VN:
19%
83%
17%
MET SER ASP ILE THR LYS ILE LYS GLN GLU PHE ASP LYS LYS VAL ALA GLU ILE GLN ALA L21 M22 K23 N24 P25 Q26 Q27 S35 I36 K65 G66 Y67 F77 G78 D79 V86 E87 A88 G89 G90 D93 L94 E103 L123 K124 K125 ASP GLY GLN ASN GLY V131 N132
P133 Q141 K147 V148 THR GLY ALA GLN K153 S154 L160 T167 E168 D169 L170 F171 I172 S176 I183 LYS GLY

• Molecule 2: Decoration protein P03
Chain VO:
18%
95%
5%

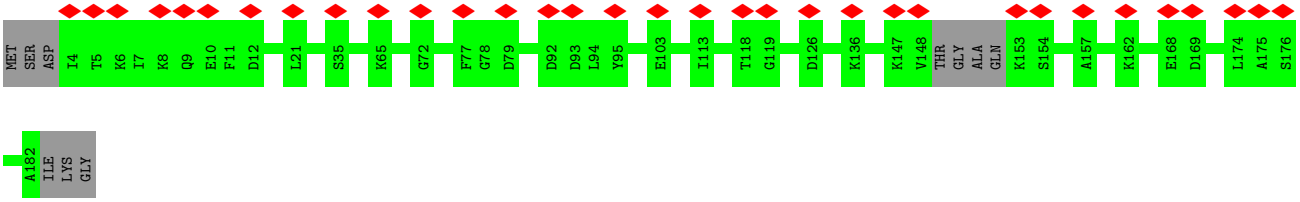

• Molecule 2: Decoration protein P03

Chain VP:

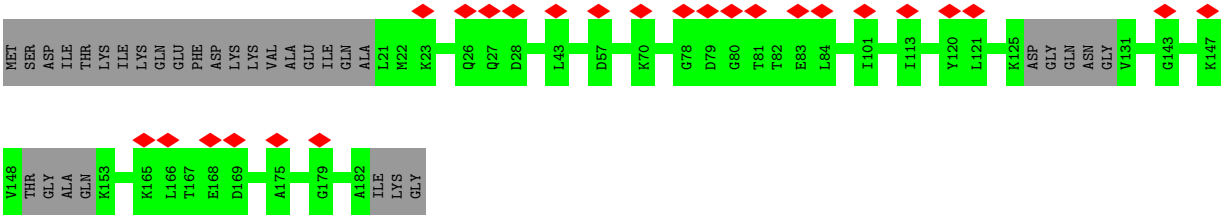

• Molecule 2: Decoration protein P03

Chain VQ:

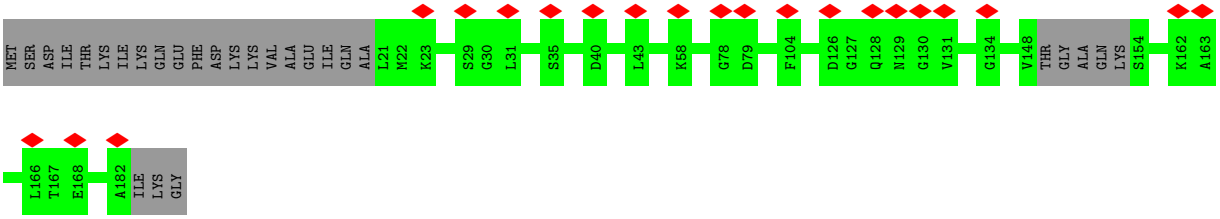

• Molecule 2: Decoration protein P03

Chain VR:

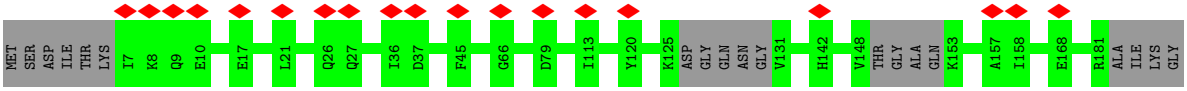

• Molecule 2: Decoration protein P03

Chain VS:

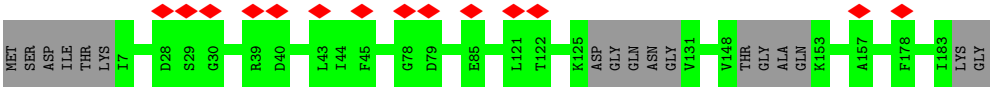

• Molecule 2: Decoration protein P03

Chain VT:

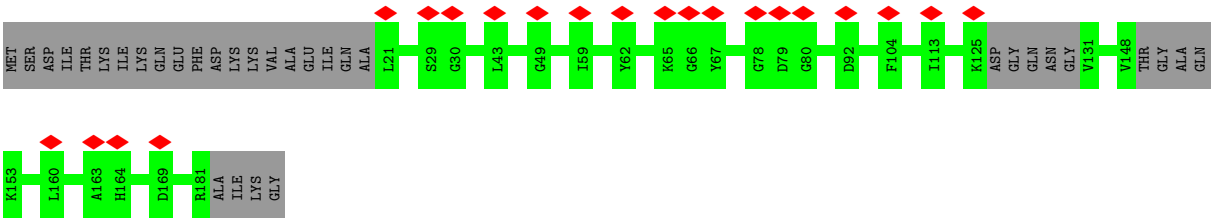

• Molecule 2: Decoration protein P03

Chain VU:

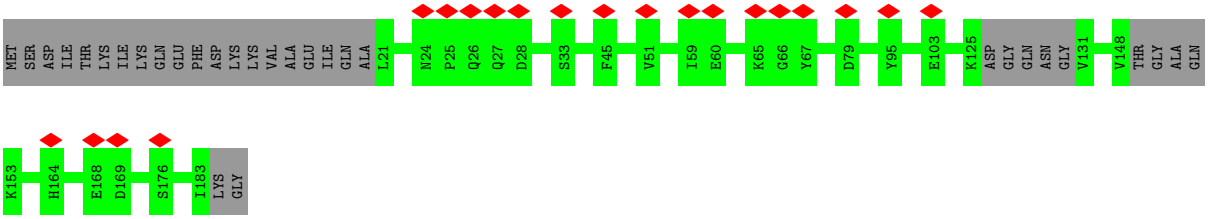

• Molecule 2: Decoration protein P03

Chain VV:

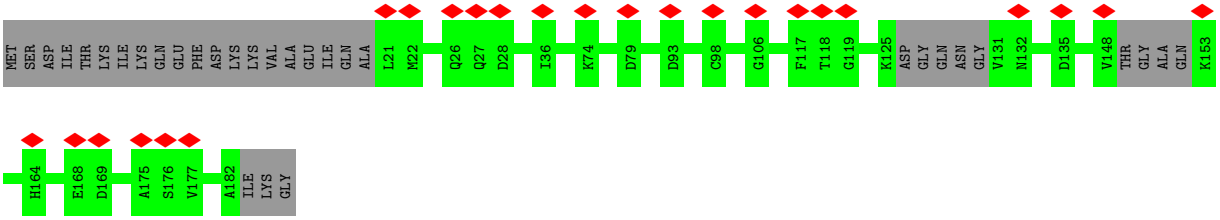

• Molecule 2: Decoration protein P03

Chain VW:

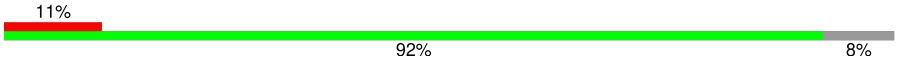

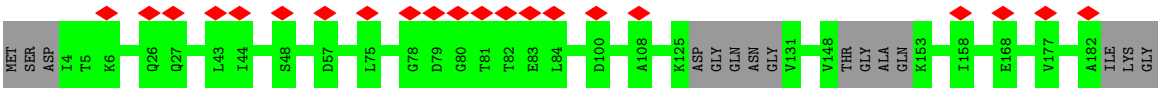

• Molecule 2: Decoration protein P03

Chain VX:

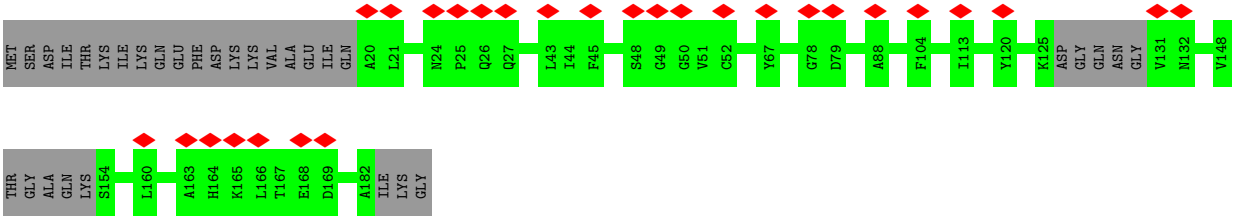

• Molecule 2: Decoration protein P03

Chain VY:

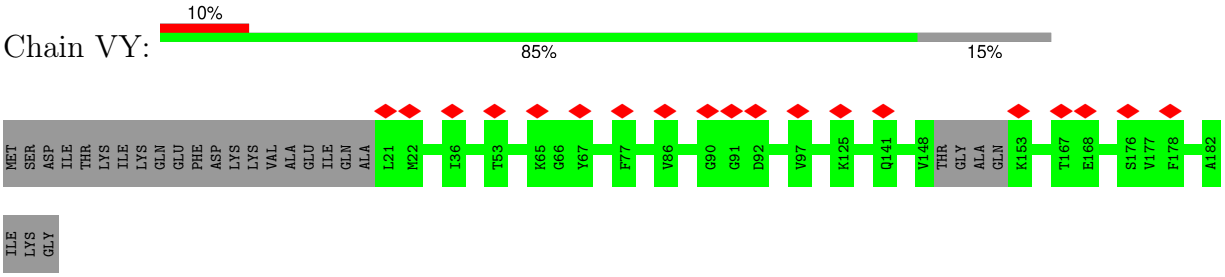

• Molecule 2: Decoration protein P03

Chain VZ:

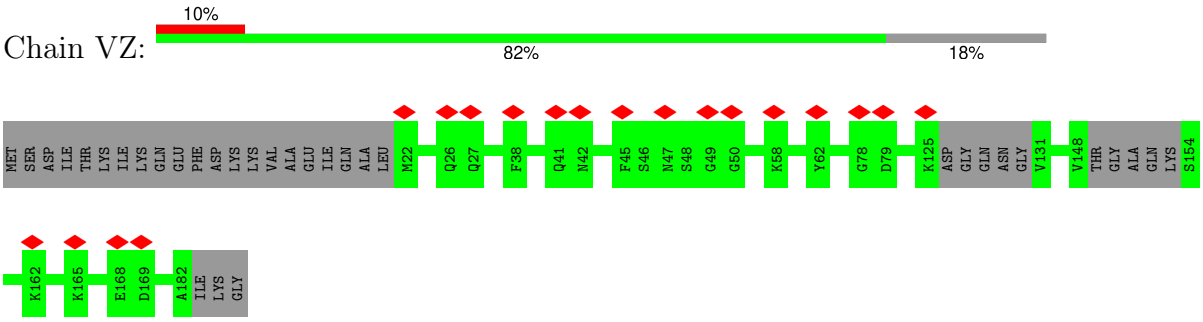

• Molecule 2: Decoration protein P03

Chain Va:

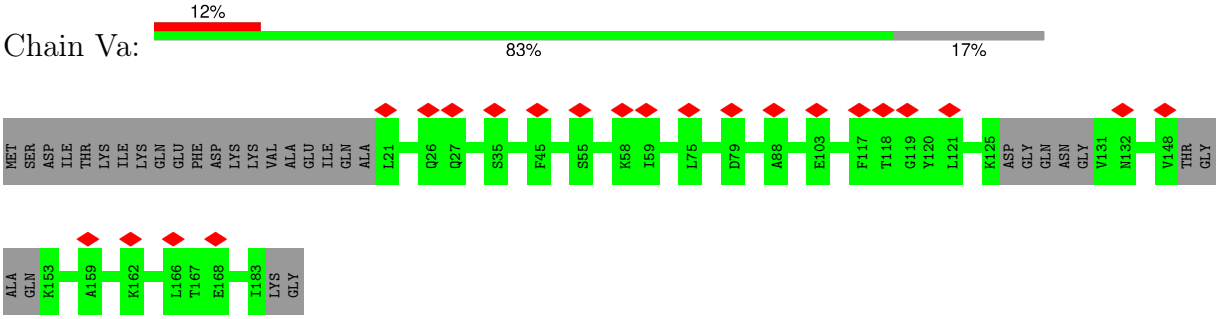

• Molecule 2: Decoration protein P03

Chain Vb:

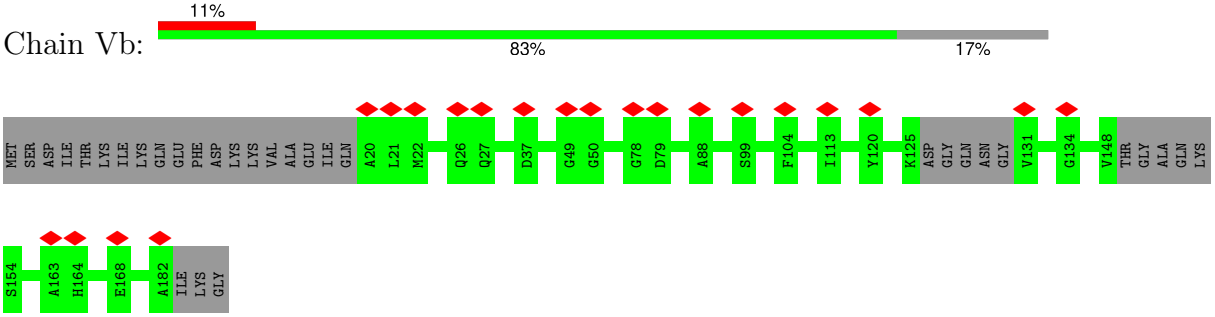

• Molecule 2: Decoration protein P03

Chain Vc:

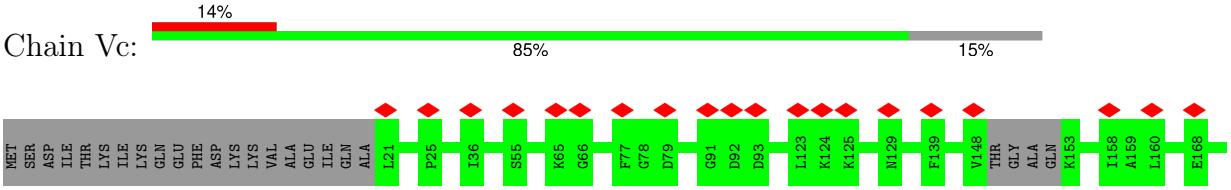

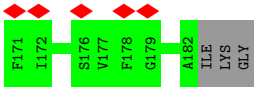

• Molecule 2: Decoration protein P03

Chain Vd:

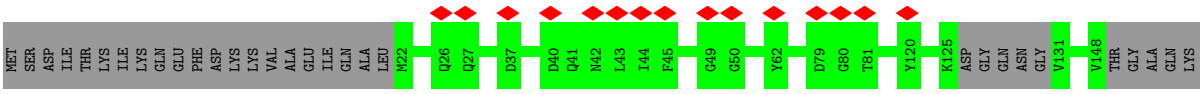

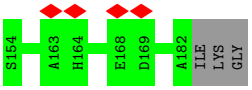

• Molecule 2: Decoration protein P03

Chain Ve:

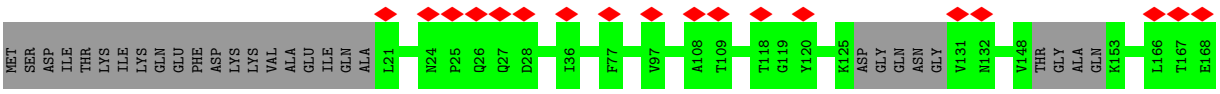

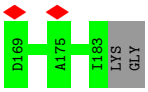

• Molecule 2: Decoration protein P03

Chain Vf:

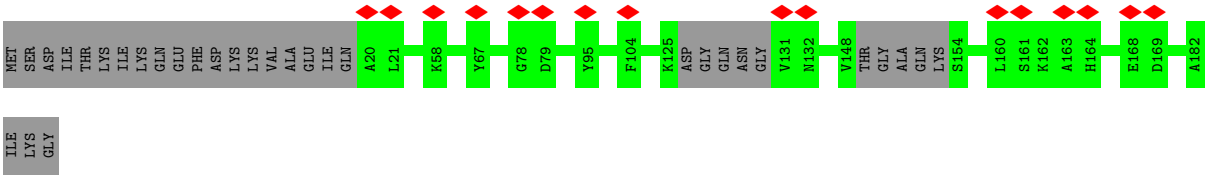

• Molecule 2: Decoration protein P03

Chain Vg:

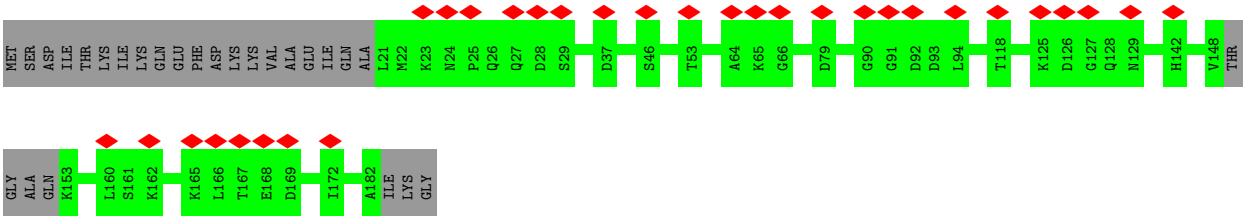

• Molecule 2: Decoration protein P03

Chain Vh:

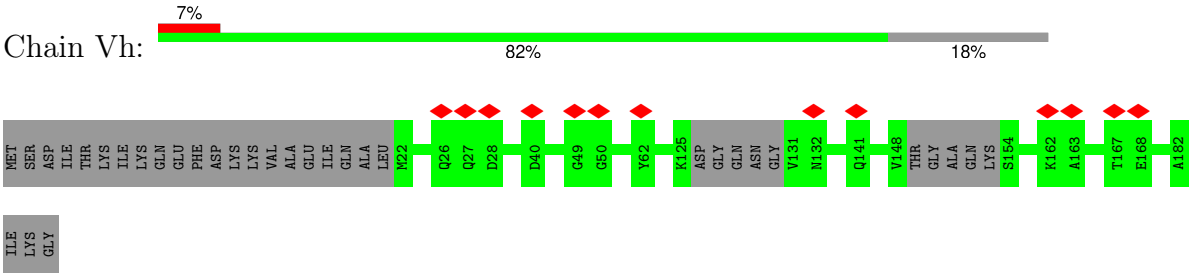

- Molecule 2: Decoration protein P03

Chain Vi:

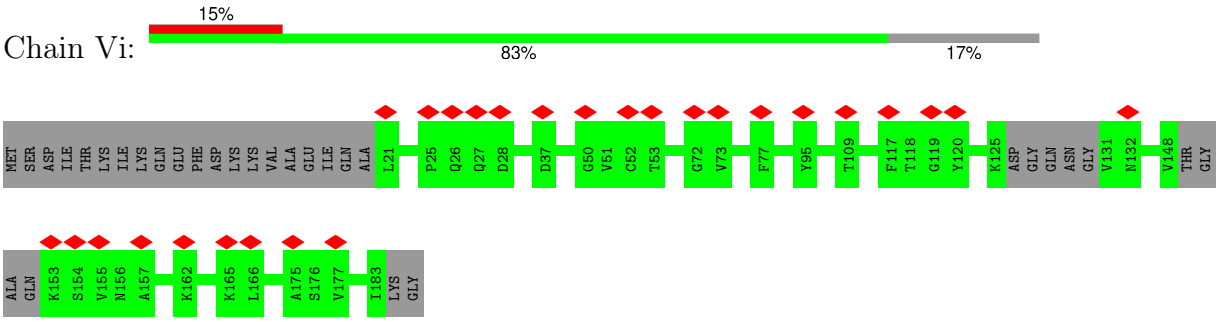

- Molecule 2: Decoration protein P03

Chain Vj:

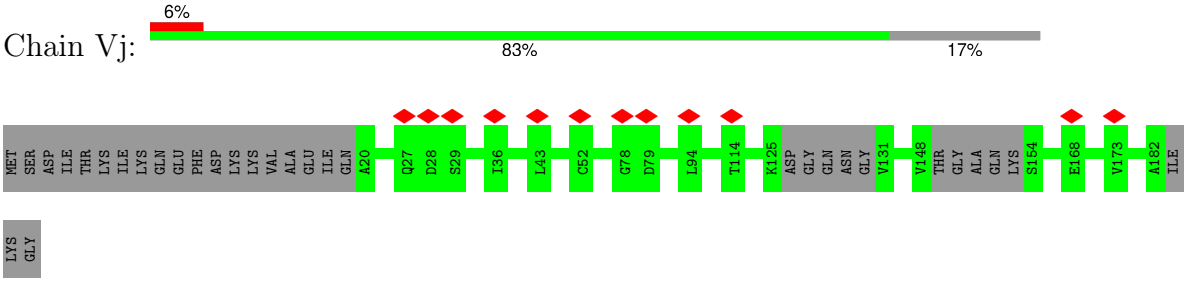

- Molecule 2: Decoration protein P03

Chain Vk:

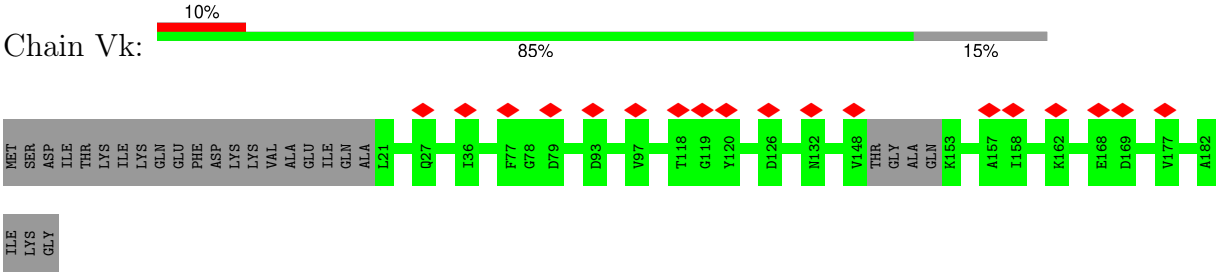

- Molecule 2: Decoration protein P03

Chain Vl:

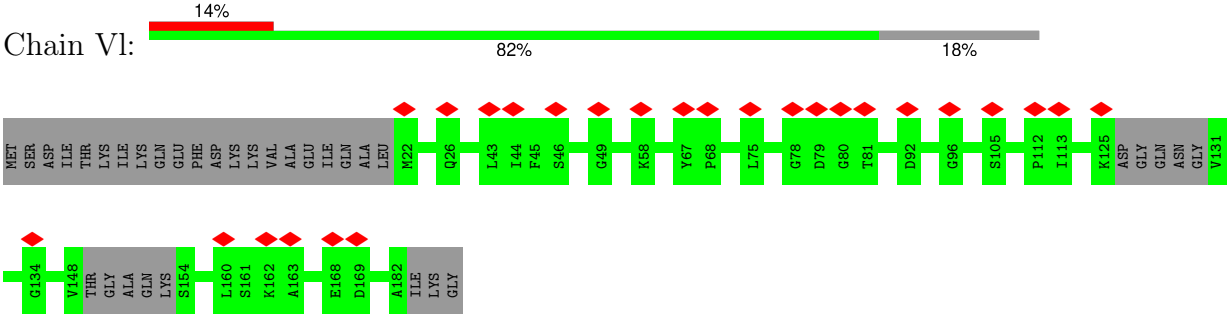

- Molecule 2: Decoration protein P03

Chain Vm:

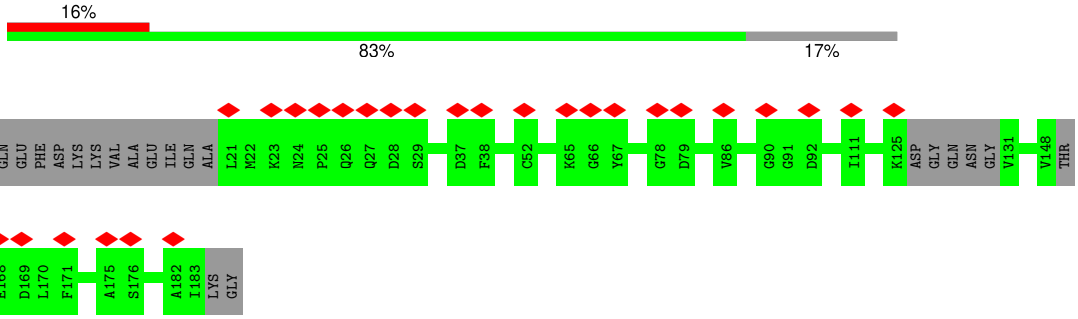

- Molecule 2: Decoration protein P03

Chain Vn:

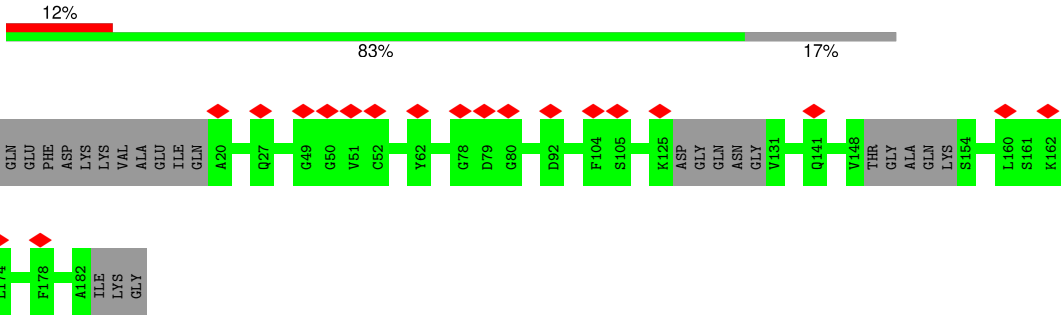

- Molecule 2: Decoration protein P03

Chain Vo:

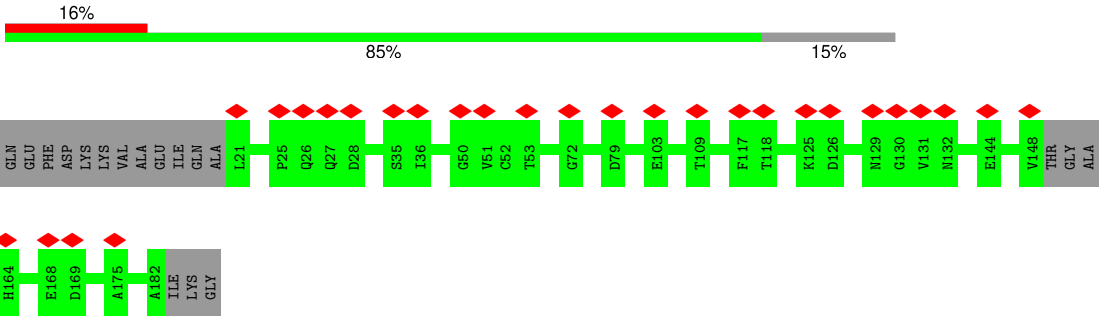

- Molecule 2: Decoration protein P03

Chain Vp:

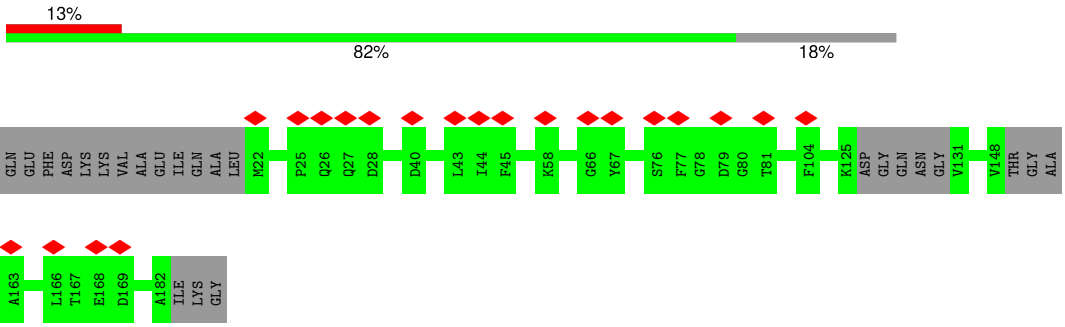

- Molecule 2: Decoration protein P03

Chain Vq:

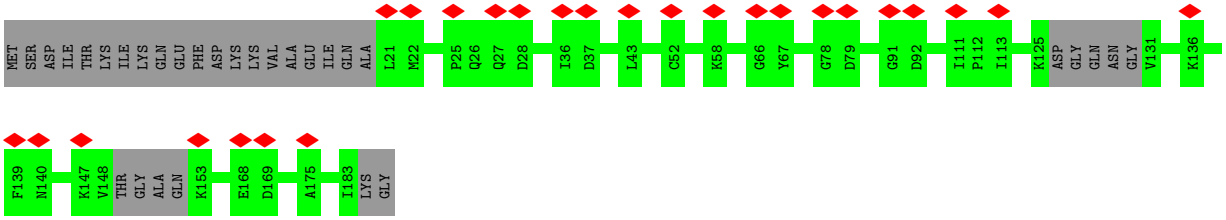

• Molecule 3: Decoration protein P04

Chain Cj:

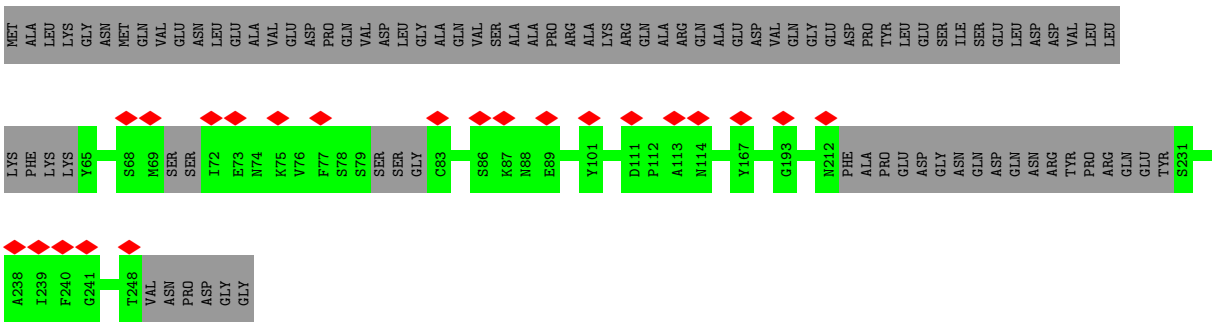

• Molecule 3: Decoration protein P04

Chain HY:

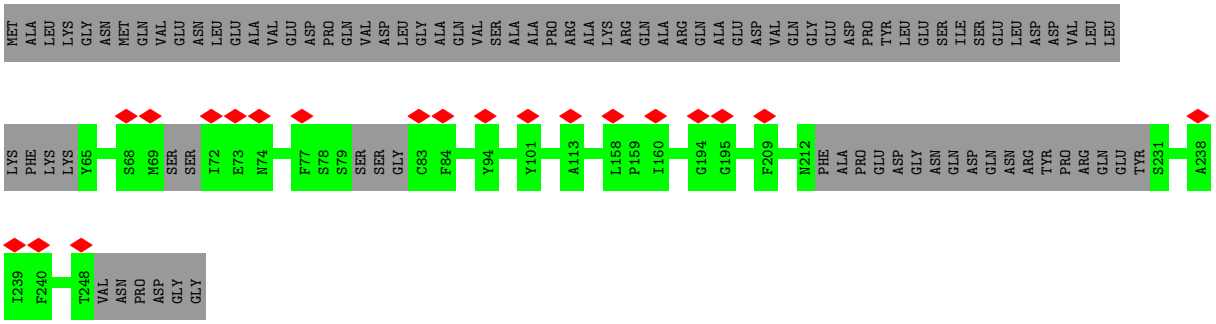

• Molecule 3: Decoration protein P04

Chain MN:

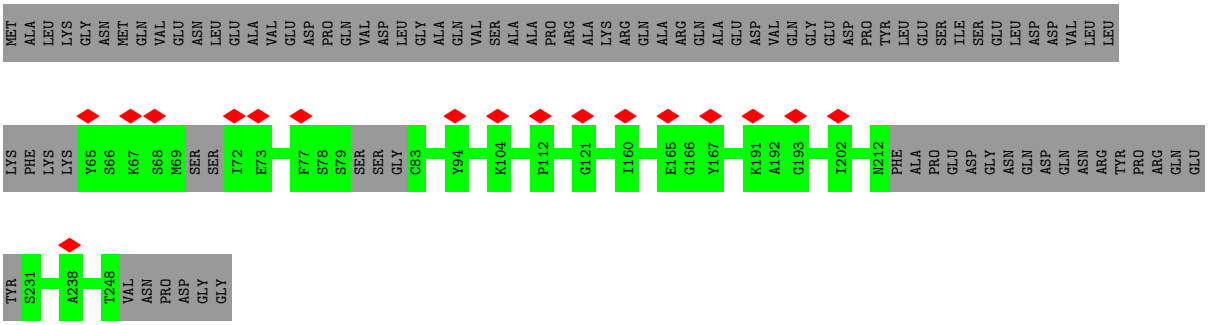

• Molecule 3: Decoration protein P04

Chain RC:

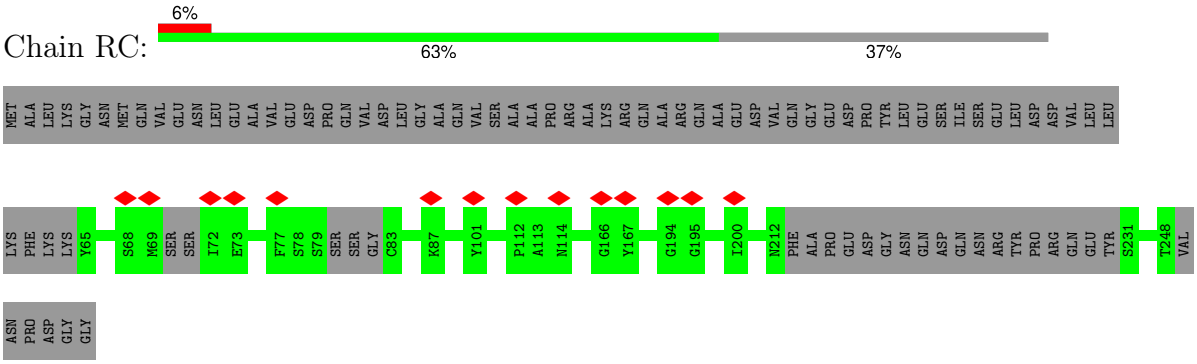

• Molecule 3: Decoration protein P04

Chain Vr:

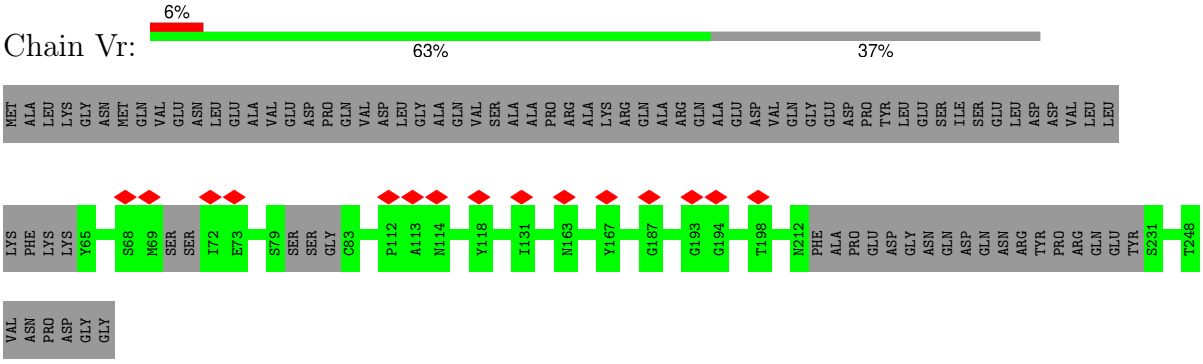

• Molecule 4: DUF228 domain-containing protein

Chain Ck:

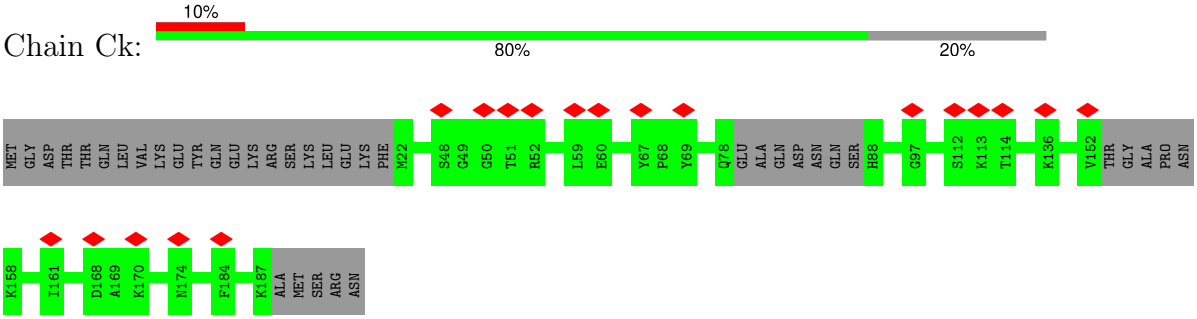

• Molecule 4: DUF228 domain-containing protein

Chain Cl:

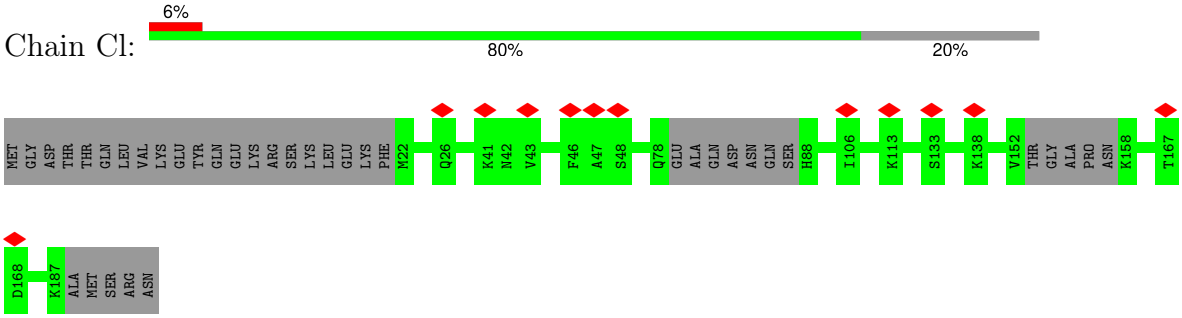

• Molecule 4: DUF228 domain-containing protein

Chain Cm:

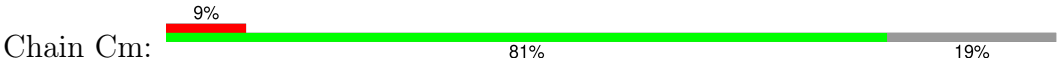

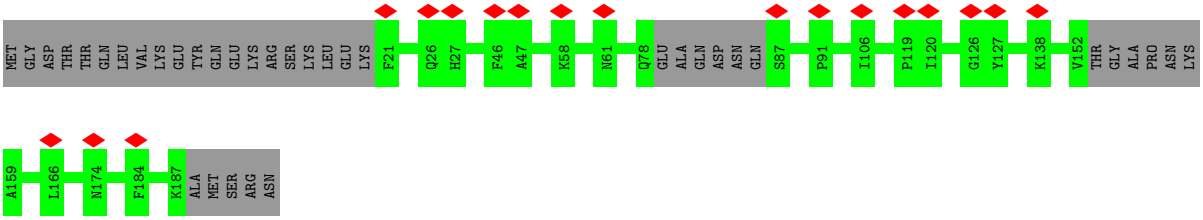

• Molecule 4: DUF228 domain-containing protein

Chain Cn:

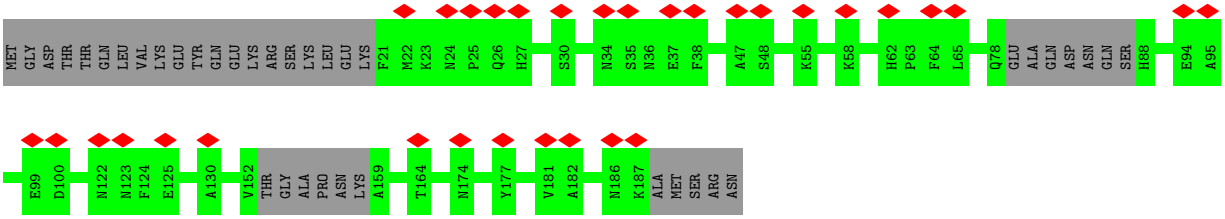

• Molecule 4: DUF228 domain-containing protein

Chain Co:

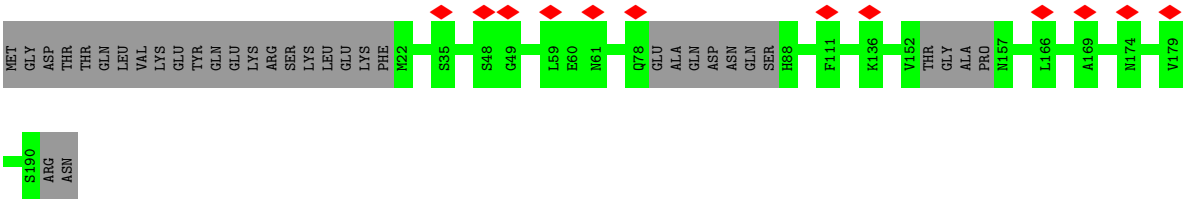

• Molecule 4: DUF228 domain-containing protein

Chain Cp:

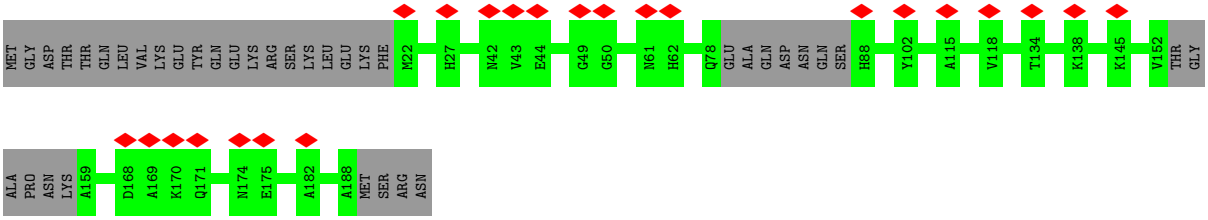

• Molecule 4: DUF228 domain-containing protein

Chain Cq:

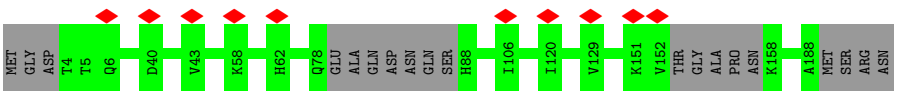

• Molecule 4: DUF228 domain-containing protein

Chain Cr:

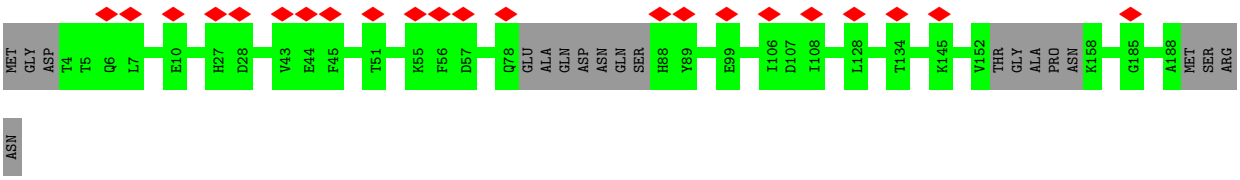

• Molecule 4: DUF228 domain-containing protein

Chain Cs:

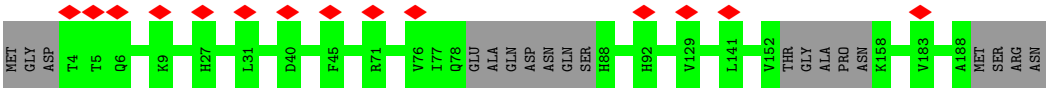

• Molecule 4: DUF228 domain-containing protein

Chain Ct:

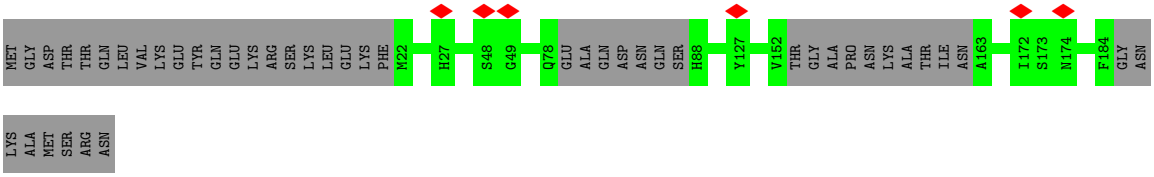

• Molecule 4: DUF228 domain-containing protein

Chain Cu:

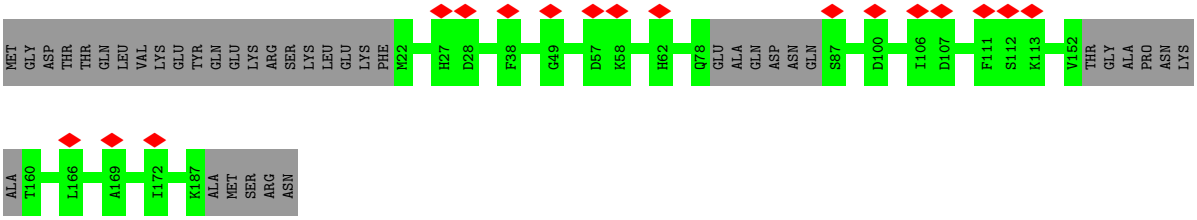

• Molecule 4: DUF228 domain-containing protein

Chain Cv:

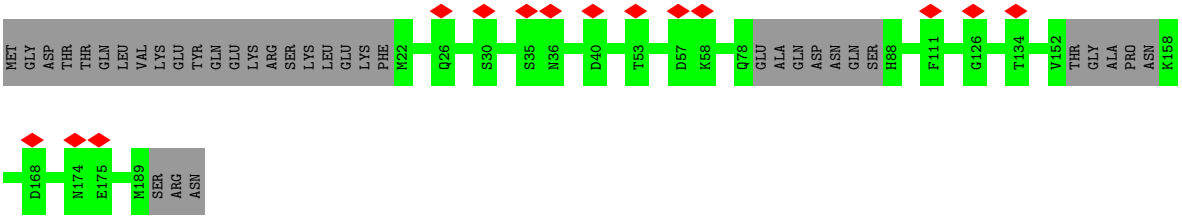

• Molecule 4: DUF228 domain-containing protein

Chain Cw:

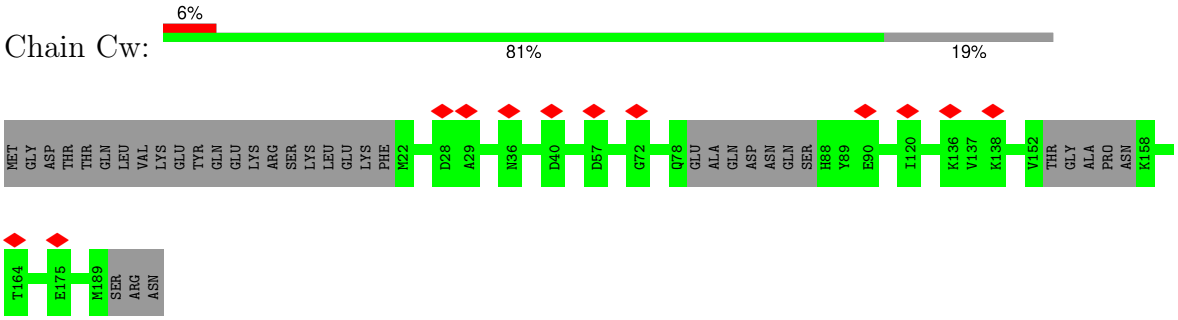

- Molecule 4: DUF228 domain-containing protein

Chain Cx:

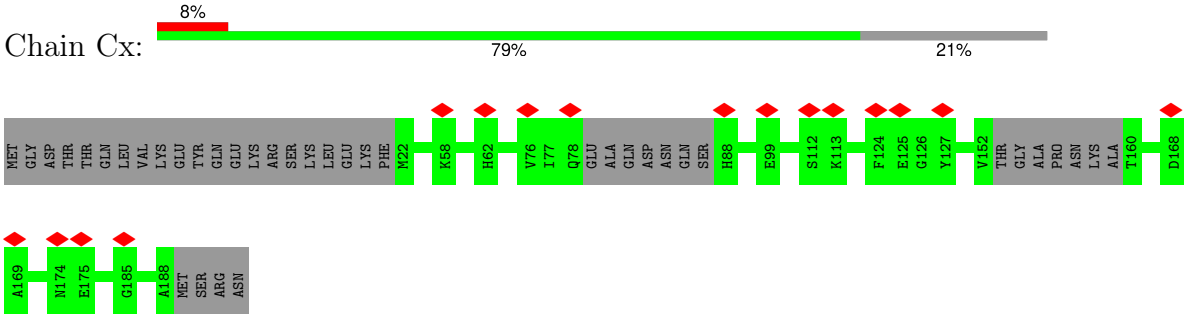

- Molecule 4: DUF228 domain-containing protein

Chain Cy:

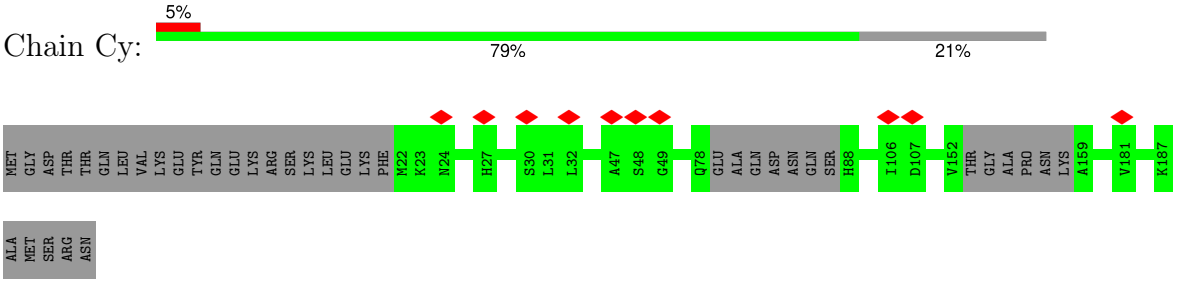

- Molecule 4: DUF228 domain-containing protein

Chain Cz:

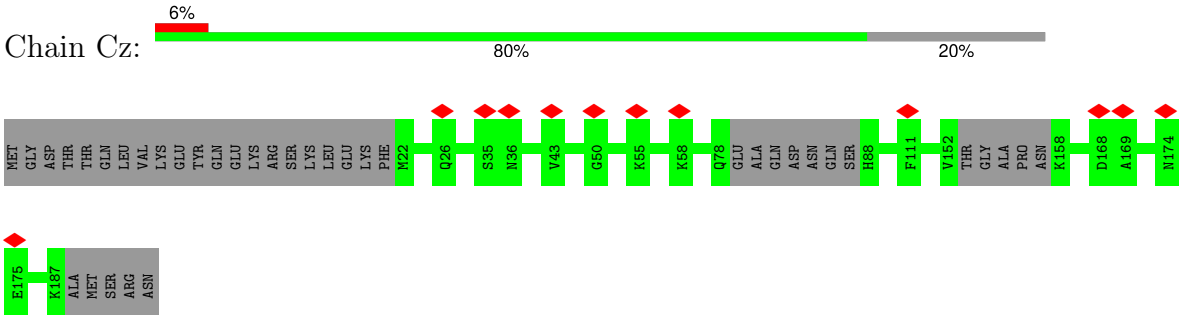

- Molecule 4: DUF228 domain-containing protein

Chain DA:

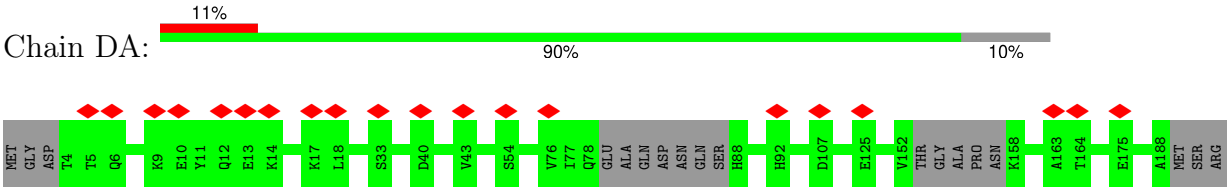

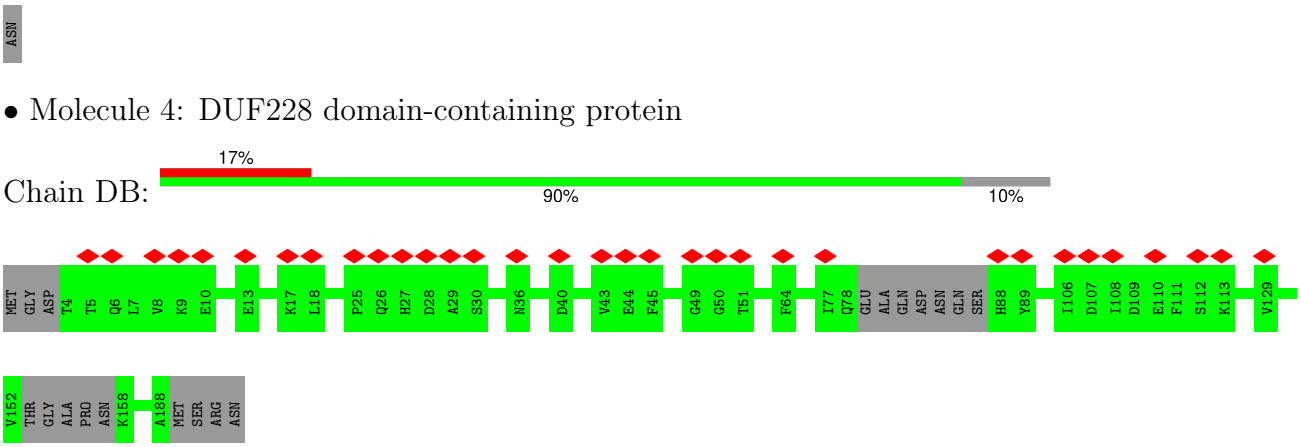

• Molecule 4: DUF228 domain-containing protein

Chain DB:

• Molecule 4: DUF228 domain-containing protein

Chain DC:

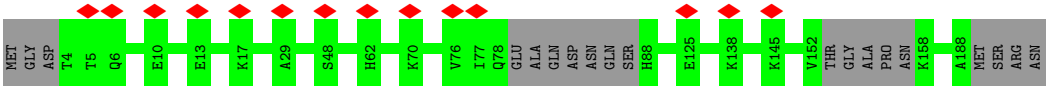

• Molecule 4: DUF228 domain-containing protein

Chain DD:

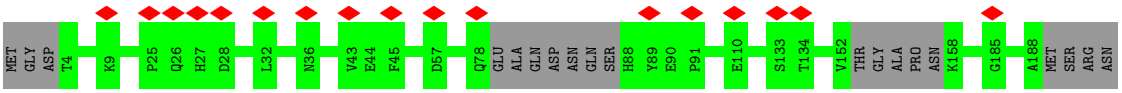

• Molecule 4: DUF228 domain-containing protein

Chain DE:

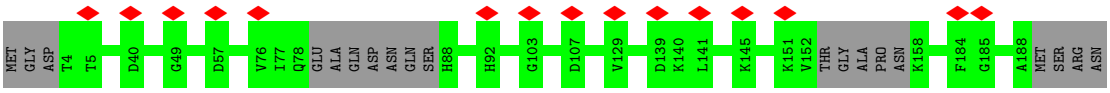

• Molecule 4: DUF228 domain-containing protein

Chain DF:

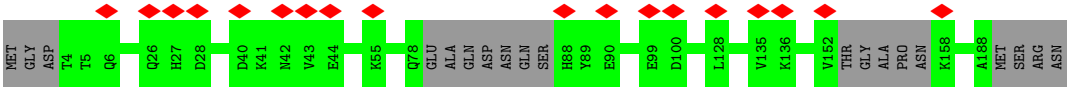

• Molecule 4: DUF228 domain-containing protein

Chain DG:

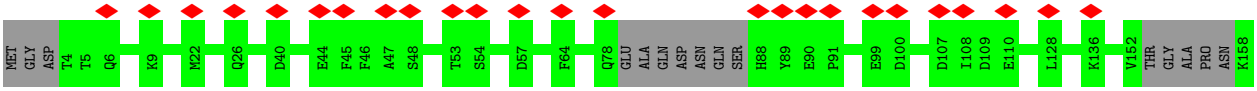

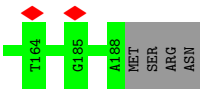

• Molecule 4: DUF228 domain-containing protein

Chain DH:

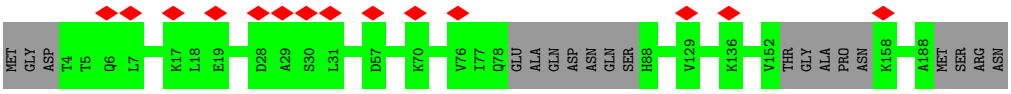

• Molecule 4: DUF228 domain-containing protein

Chain DI:

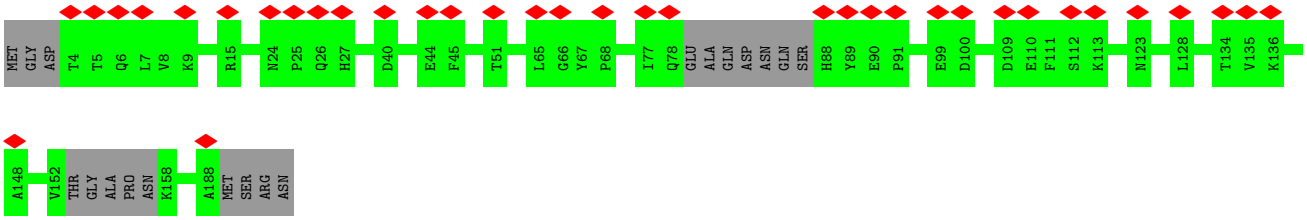

• Molecule 4: DUF228 domain-containing protein

Chain DJ:

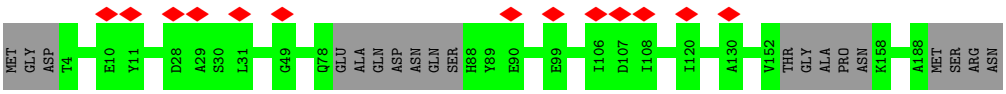

• Molecule 4: DUF228 domain-containing protein

Chain HZ:

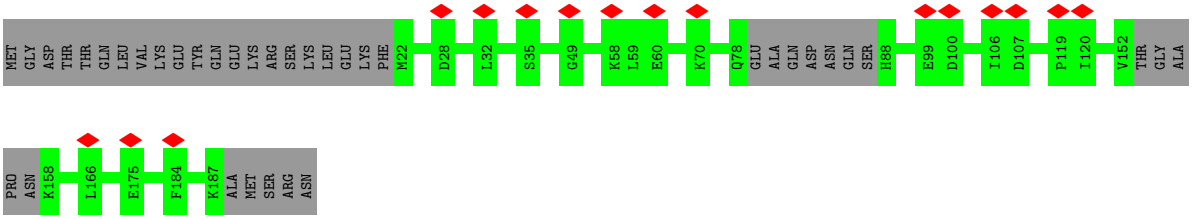

• Molecule 4: DUF228 domain-containing protein

Chain Ha:

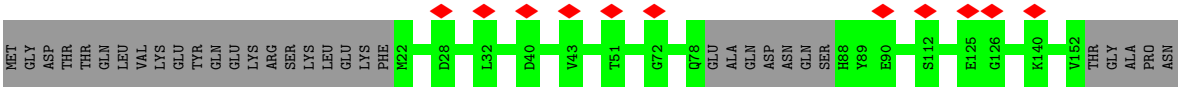

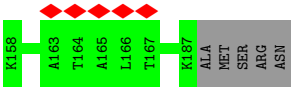

• Molecule 4: DUF228 domain-containing protein

Chain Hb:

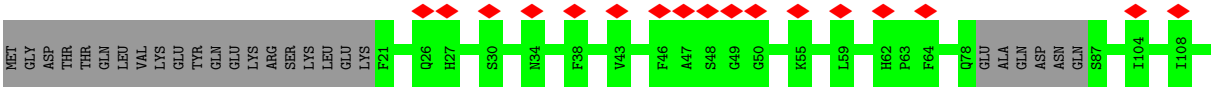

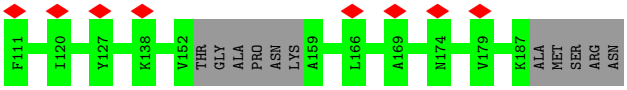

• Molecule 4: DUF228 domain-containing protein

Chain Hc:

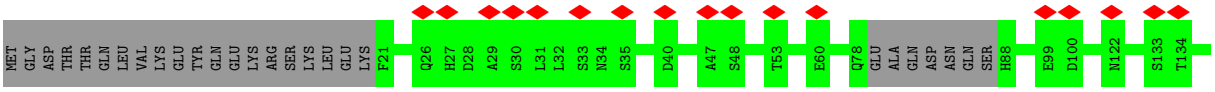

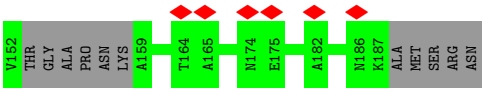

• Molecule 4: DUF228 domain-containing protein

Chain Hd:

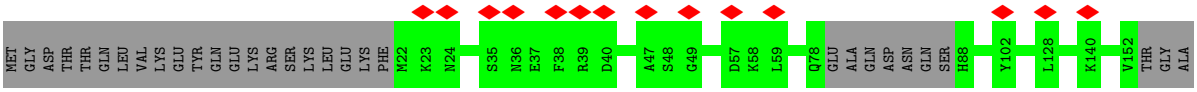

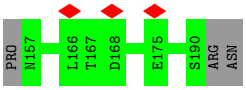

• Molecule 4: DUF228 domain-containing protein

Chain He:

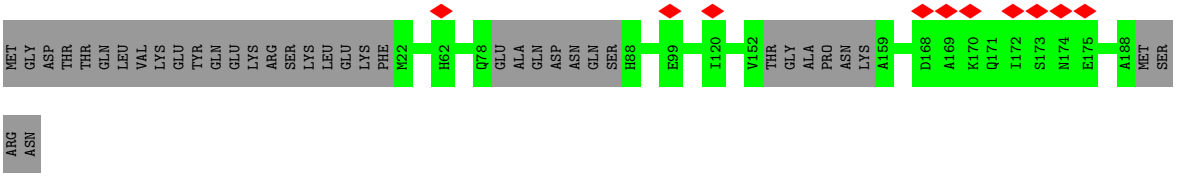

• Molecule 4: DUF228 domain-containing protein

Chain Hf:

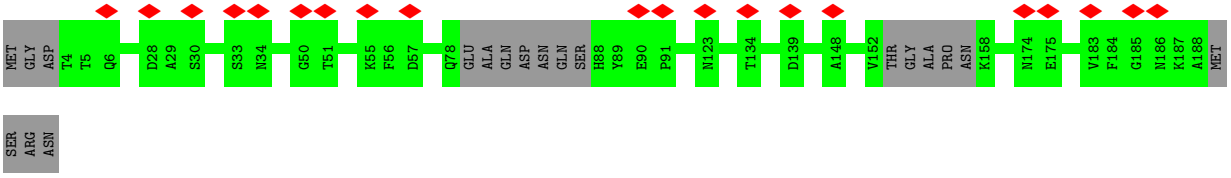

• Molecule 4: DUF228 domain-containing protein

Chain Hg:

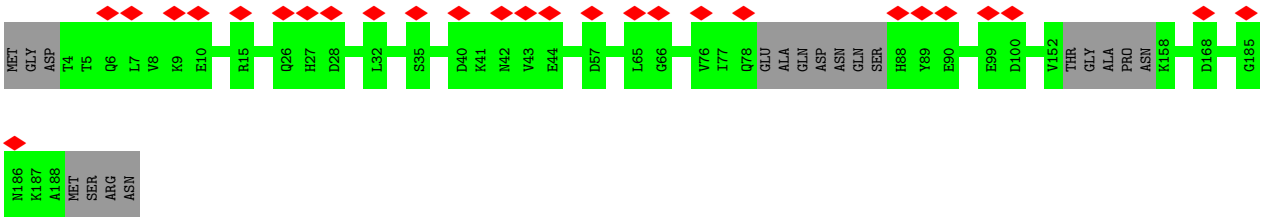

• Molecule 4: DUF228 domain-containing protein

Chain Hh:

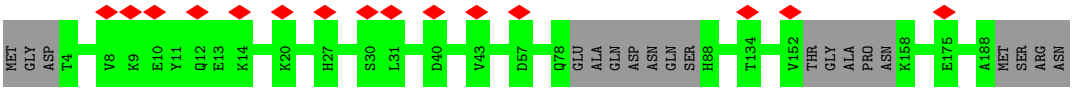

• Molecule 4: DUF228 domain-containing protein

Chain Hi:

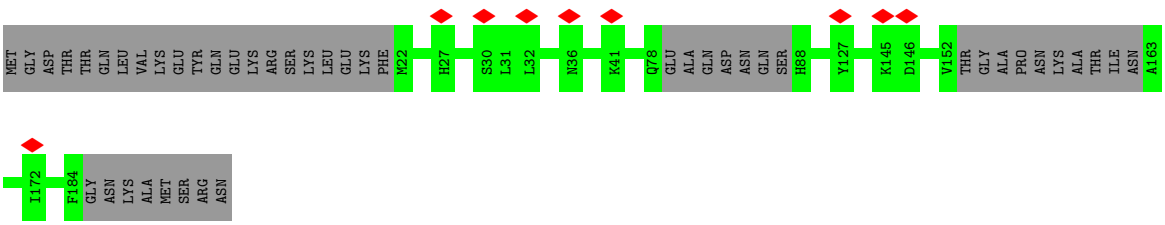

• Molecule 4: DUF228 domain-containing protein

Chain Hj:

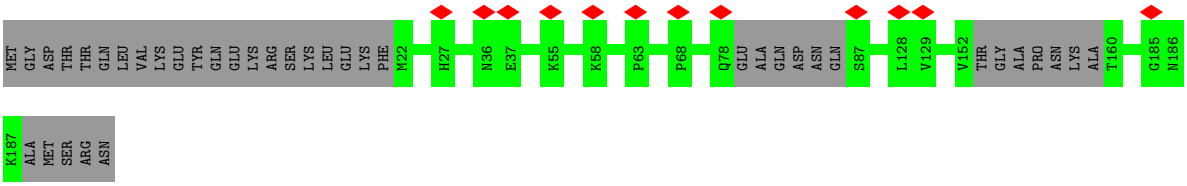

• Molecule 4: DUF228 domain-containing protein

Chain Hk:

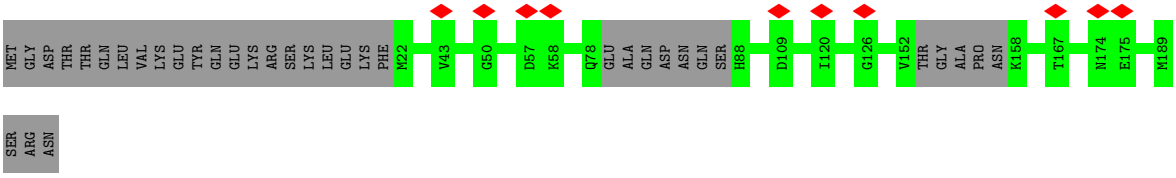

• Molecule 4: DUF228 domain-containing protein

Chain Hl:

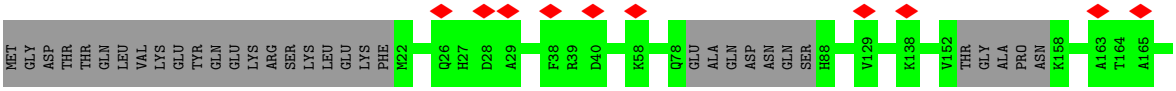

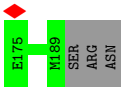

• Molecule 4: DUF228 domain-containing protein

Chain Hm:

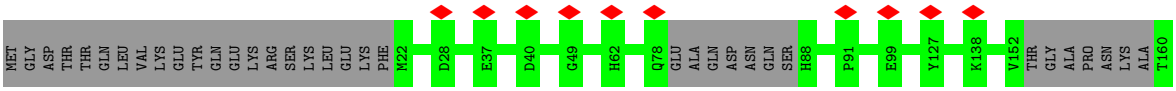

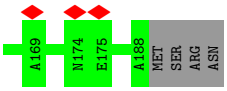

• Molecule 4: DUF228 domain-containing protein

Chain Hn:

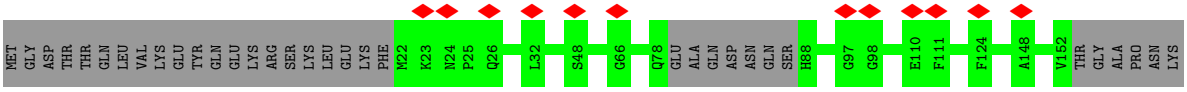

• Molecule 4: DUF228 domain-containing protein

Chain Ho:

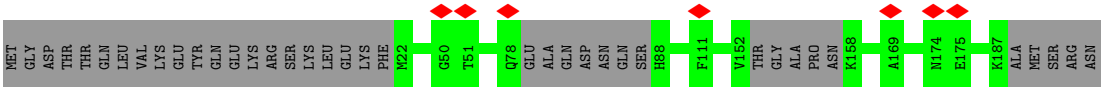

• Molecule 4: DUF228 domain-containing protein

Chain Hp:

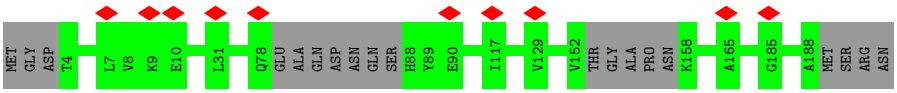

• Molecule 4: DUF228 domain-containing protein

Chain Hq:

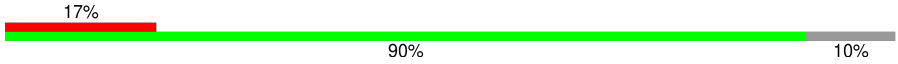

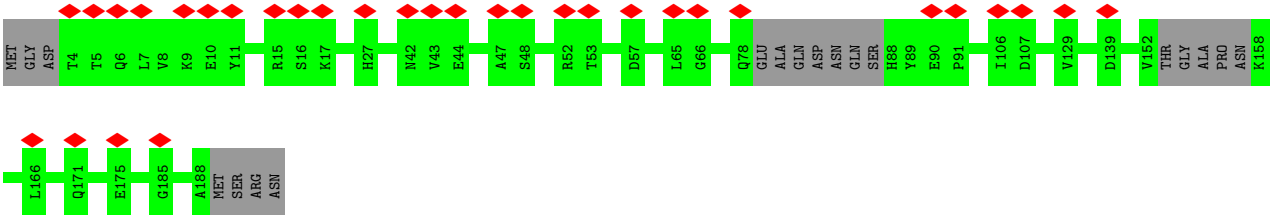

• Molecule 4: DUF228 domain-containing protein

Chain Hr:

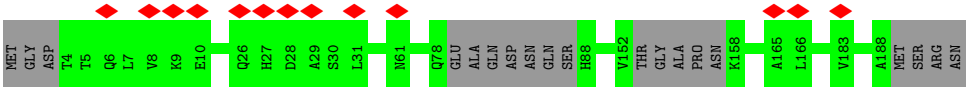

• Molecule 4: DUF228 domain-containing protein

Chain Hs:

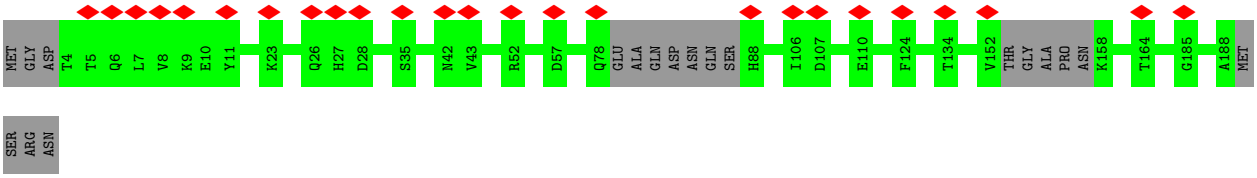

• Molecule 4: DUF228 domain-containing protein

Chain Ht:

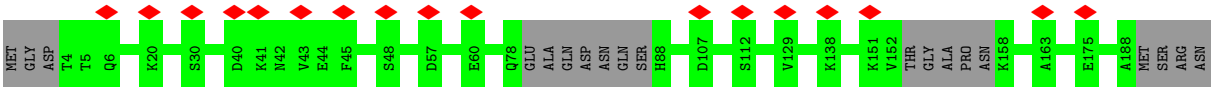

• Molecule 4: DUF228 domain-containing protein

Chain Hu:

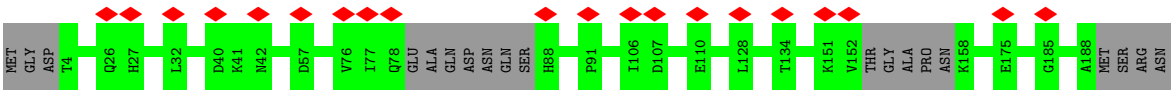

• Molecule 4: DUF228 domain-containing protein

Chain Hv:

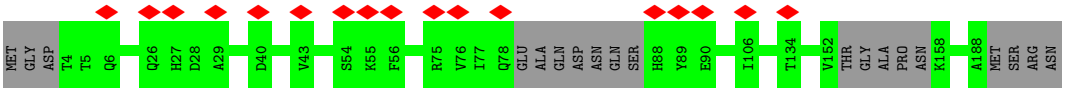

• Molecule 4: DUF228 domain-containing protein

Chain Hw:

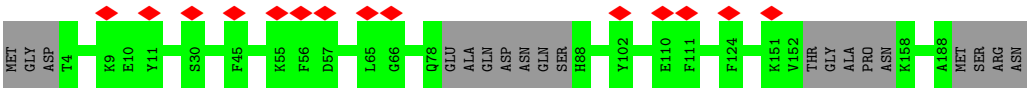

• Molecule 4: DUF228 domain-containing protein

Chain Hx:

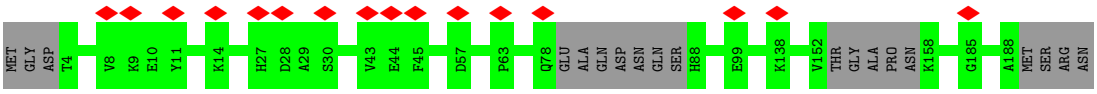

• Molecule 4: DUF228 domain-containing protein

Chain Hy:

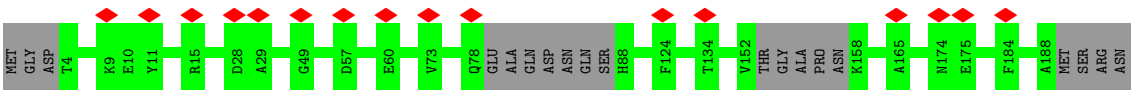

• Molecule 4: DUF228 domain-containing protein

Chain MO:

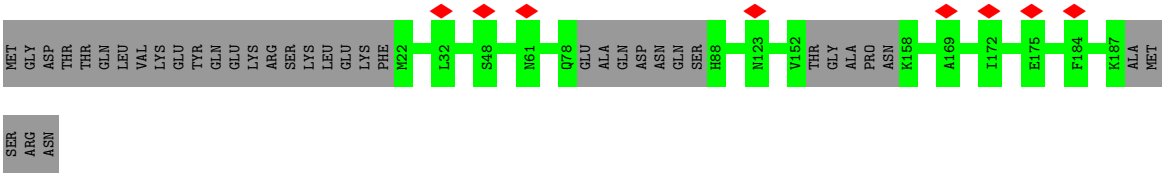

• Molecule 4: DUF228 domain-containing protein

Chain MP:

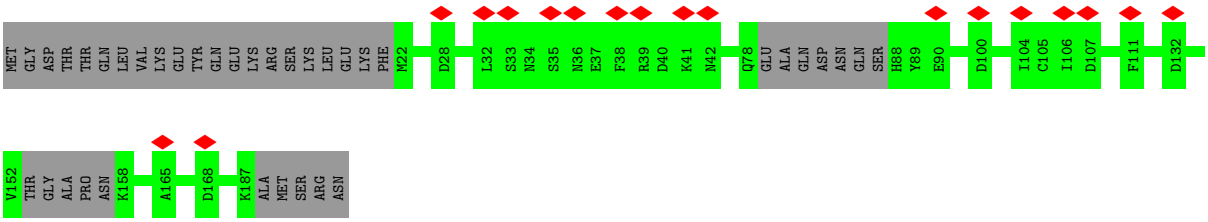

• Molecule 4: DUF228 domain-containing protein

Chain MQ:

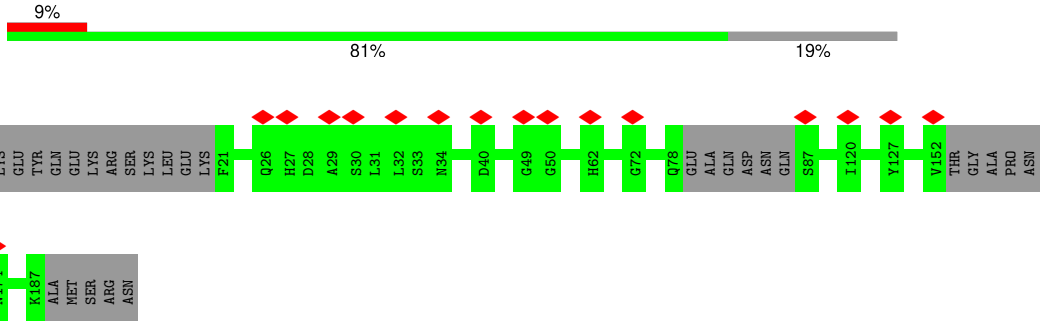

• Molecule 4: DUF228 domain-containing protein

Chain MR:

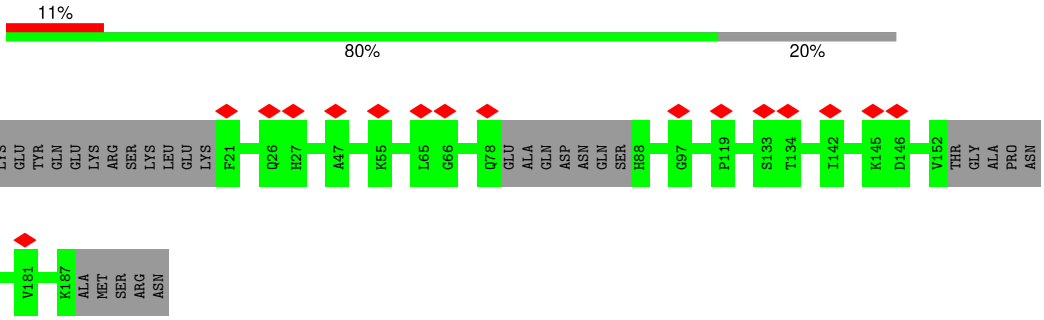

• Molecule 4: DUF228 domain-containing protein

Chain MS:

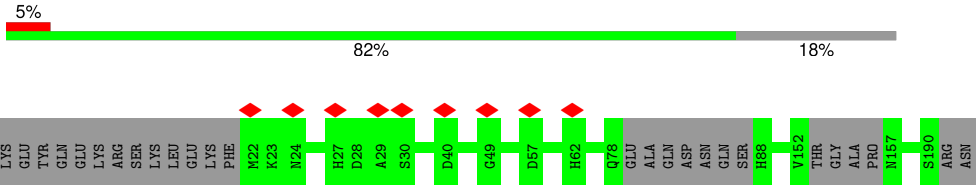

• Molecule 4: DUF228 domain-containing protein

Chain MT:

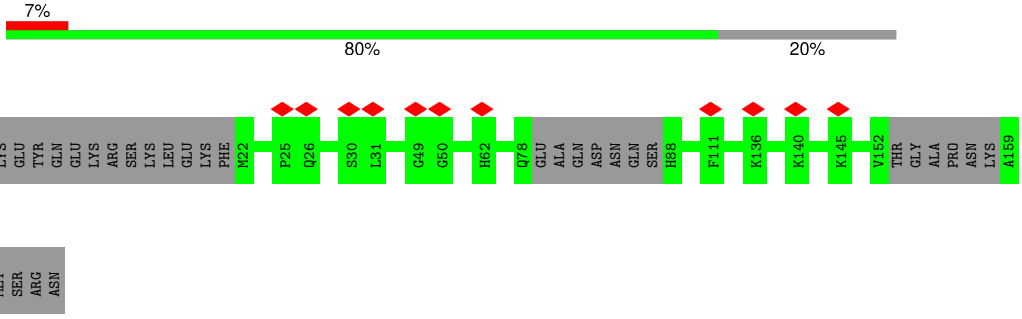

• Molecule 4: DUF228 domain-containing protein

Chain MU:

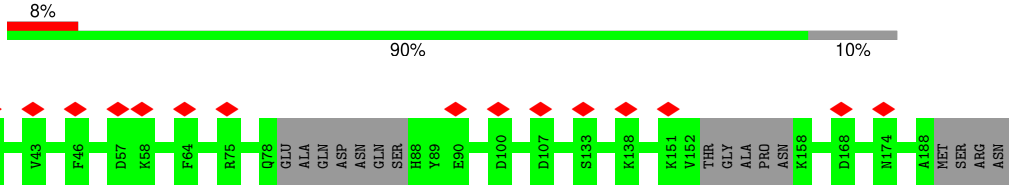

• Molecule 4: DUF228 domain-containing protein

Chain MV:

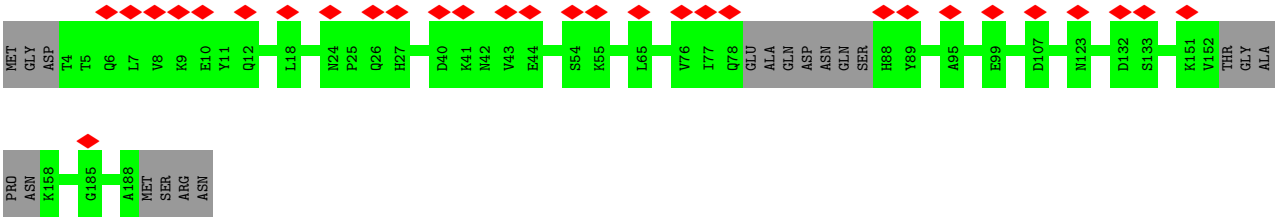

- Molecule 4: DUF228 domain-containing protein

Chain MW:

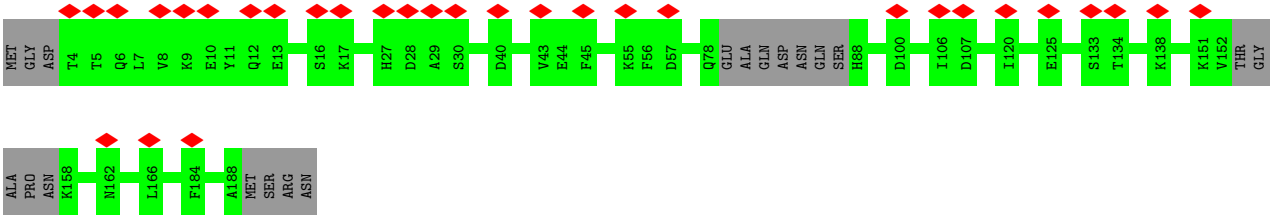

- Molecule 4: DUF228 domain-containing protein

Chain MX:

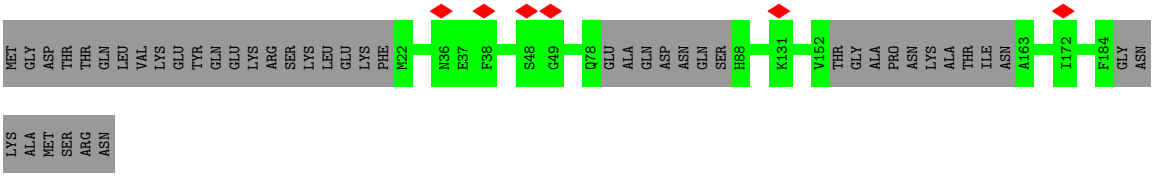

- Molecule 4: DUF228 domain-containing protein

Chain MY:

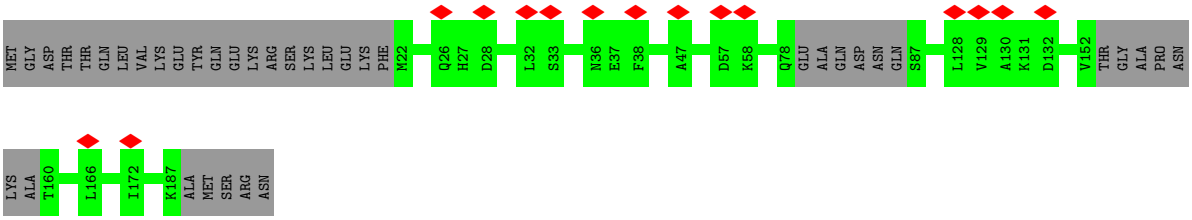

- Molecule 4: DUF228 domain-containing protein

Chain MZ:

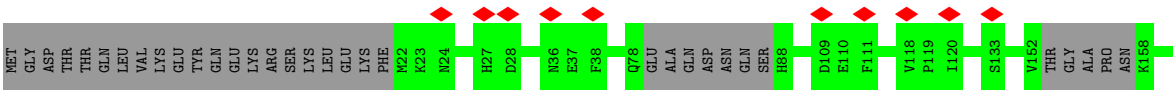

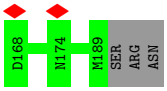

• Molecule 4: DUF228 domain-containing protein

Chain Ma:

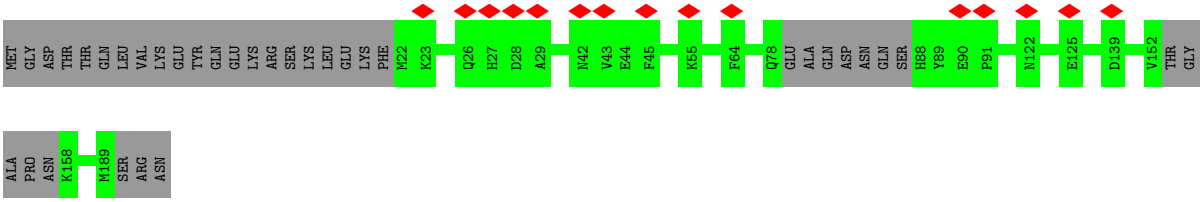

• Molecule 4: DUF228 domain-containing protein

Chain Mb:

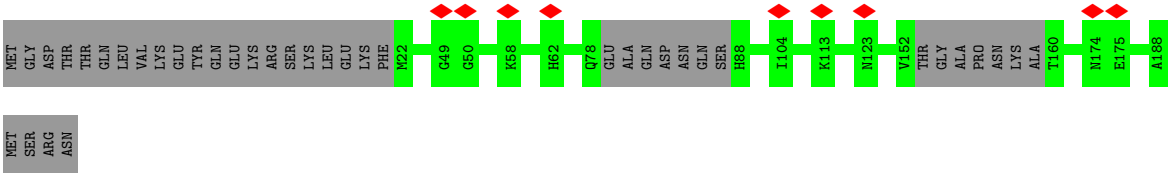

• Molecule 4: DUF228 domain-containing protein

Chain Mc:

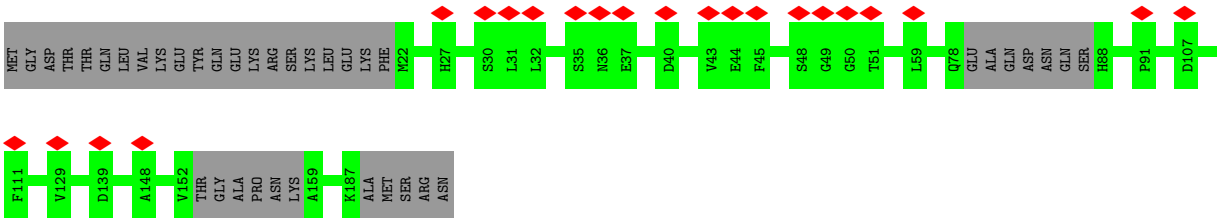

• Molecule 4: DUF228 domain-containing protein

Chain Md:

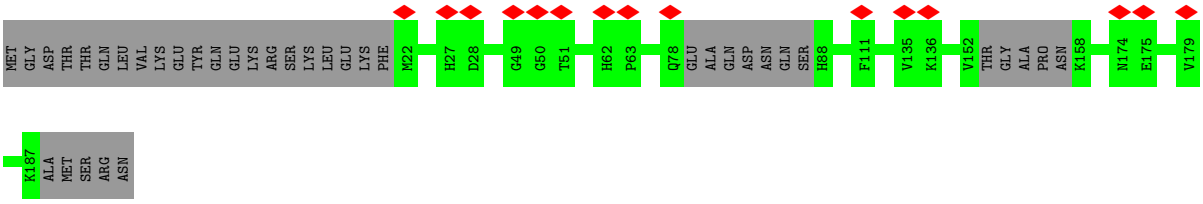

• Molecule 4: DUF228 domain-containing protein

Chain Me:

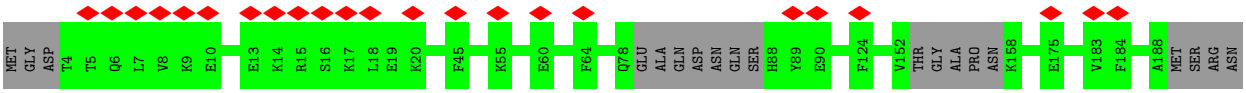

• Molecule 4: DUF228 domain-containing protein

Chain Mf:

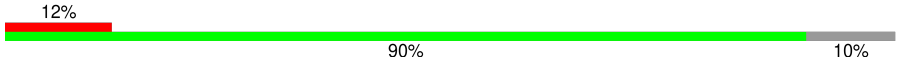

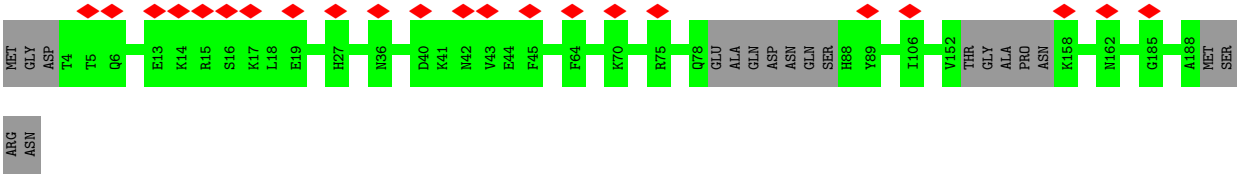

• Molecule 4: DUF228 domain-containing protein

Chain Mg:

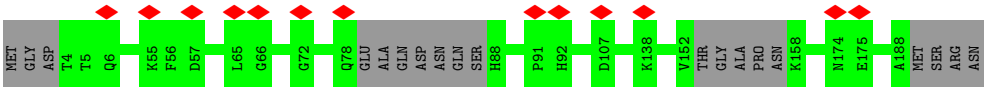

• Molecule 4: DUF228 domain-containing protein

Chain Mh:

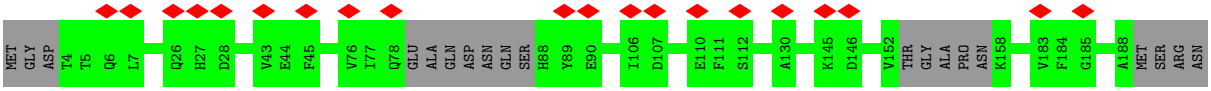

• Molecule 4: DUF228 domain-containing protein

Chain Mi:

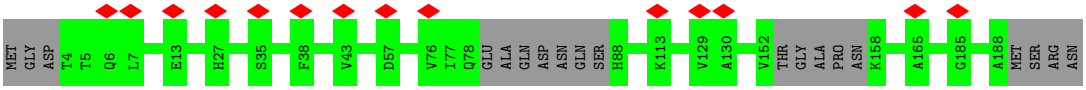

• Molecule 4: DUF228 domain-containing protein

Chain Mj:

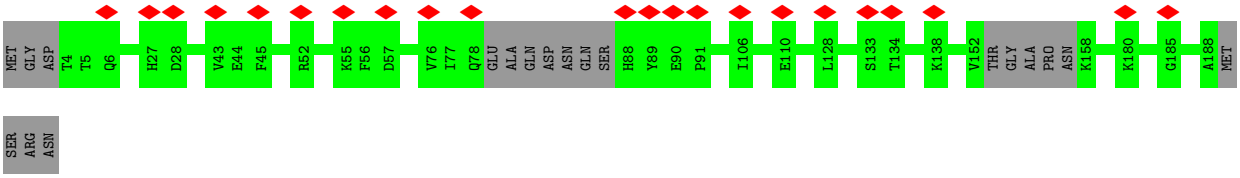

• Molecule 4: DUF228 domain-containing protein

Chain Mk:

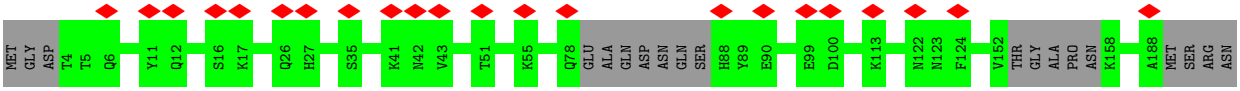

• Molecule 4: DUF228 domain-containing protein

Chain Ml:

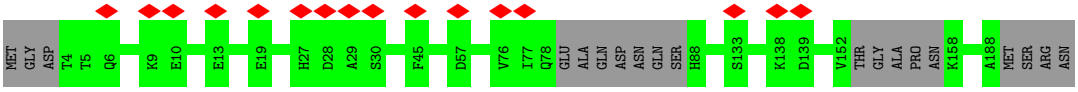

• Molecule 4: DUF228 domain-containing protein

Chain Mm:

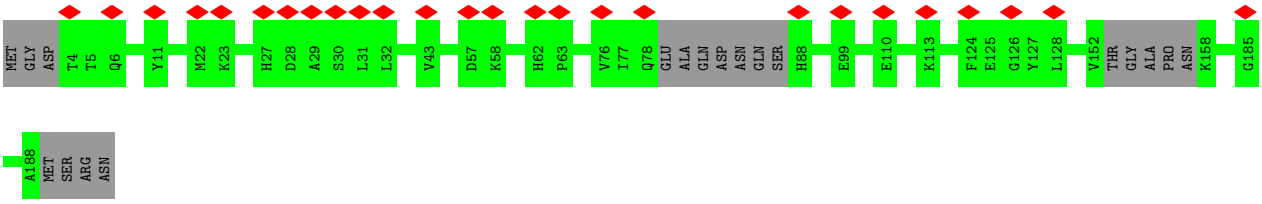

• Molecule 4: DUF228 domain-containing protein

Chain Mn:

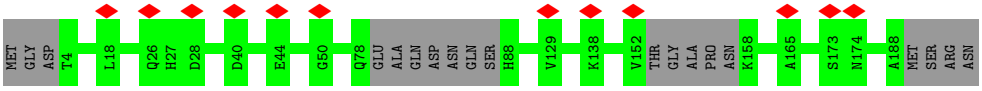

• Molecule 4: DUF228 domain-containing protein

Chain RD:

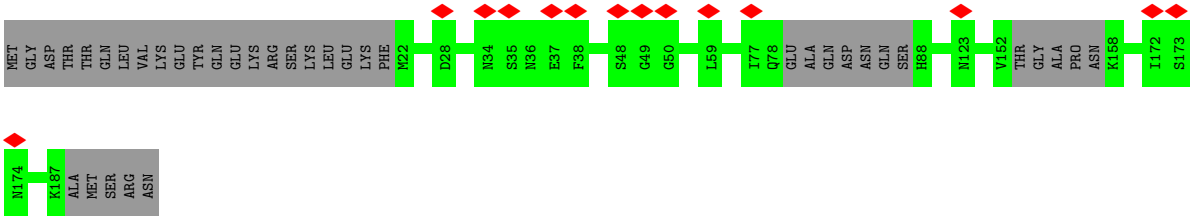

• Molecule 4: DUF228 domain-containing protein

Chain RE:

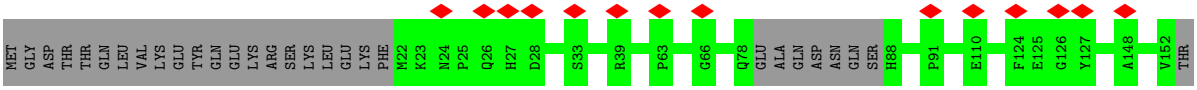

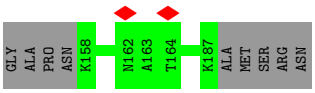

• Molecule 4: DUF228 domain-containing protein

Chain RF:

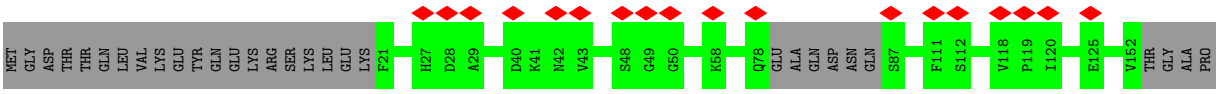

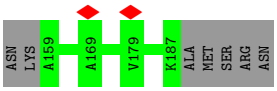

• Molecule 4: DUF228 domain-containing protein

Chain RG:

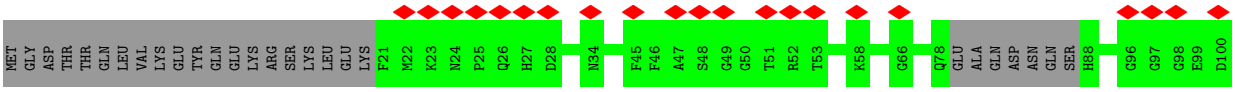

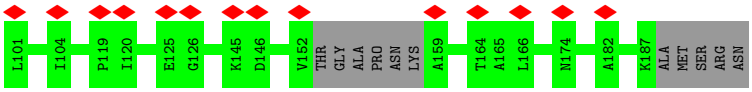

• Molecule 4: DUF228 domain-containing protein

Chain RH:

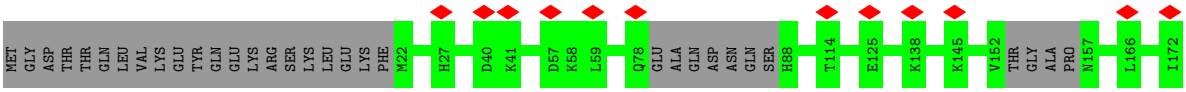

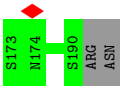

• Molecule 4: DUF228 domain-containing protein

Chain RI:

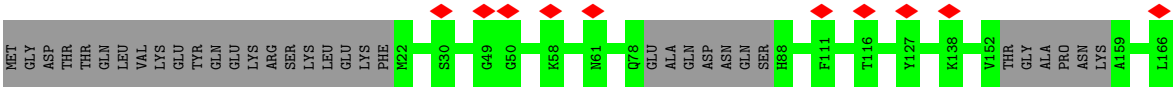

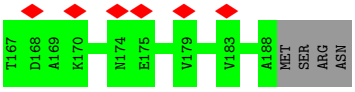

• Molecule 4: DUF228 domain-containing protein

Chain RJ:

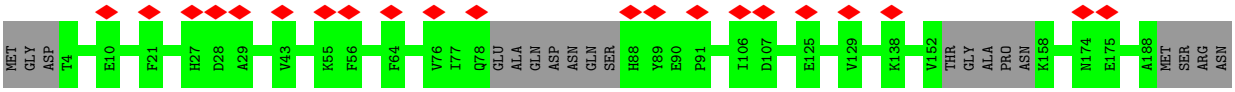

• Molecule 4: DUF228 domain-containing protein

Chain RK:

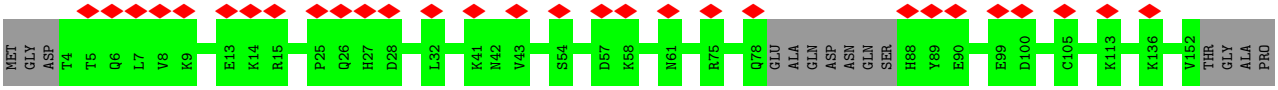

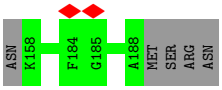

• Molecule 4: DUF228 domain-containing protein

Chain RL:

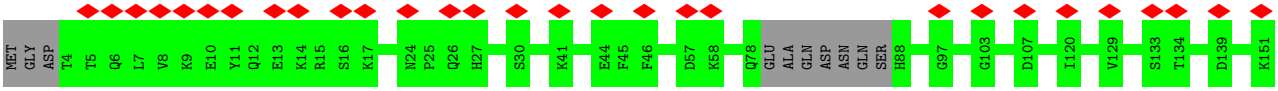

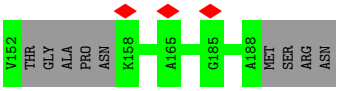

• Molecule 4: DUF228 domain-containing protein

Chain RM:

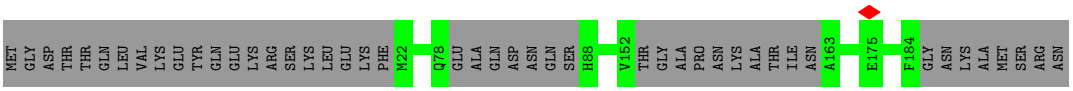

• Molecule 4: DUF228 domain-containing protein

Chain RN:

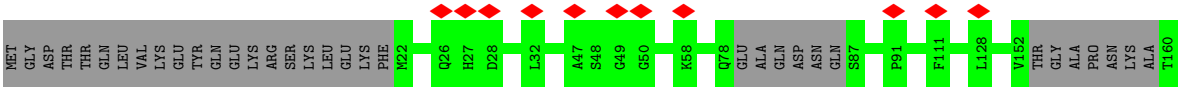

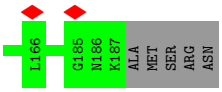

• Molecule 4: DUF228 domain-containing protein

Chain RO:

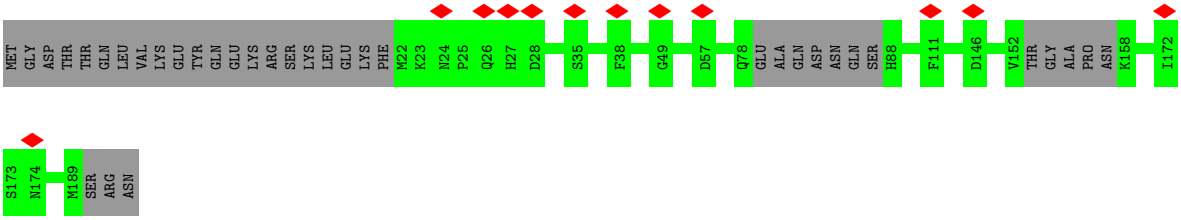

• Molecule 4: DUF228 domain-containing protein

Chain RP:

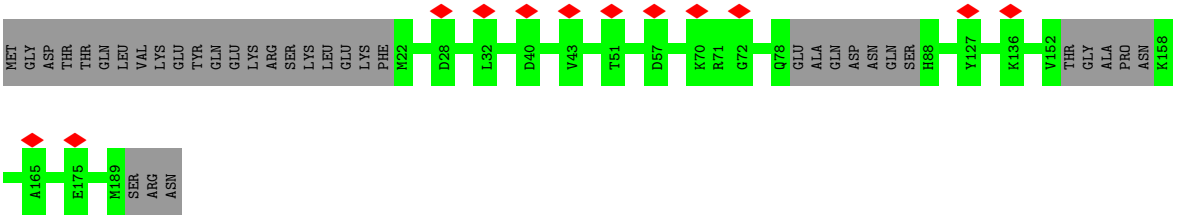

• Molecule 4: DUF228 domain-containing protein

Chain RQ:

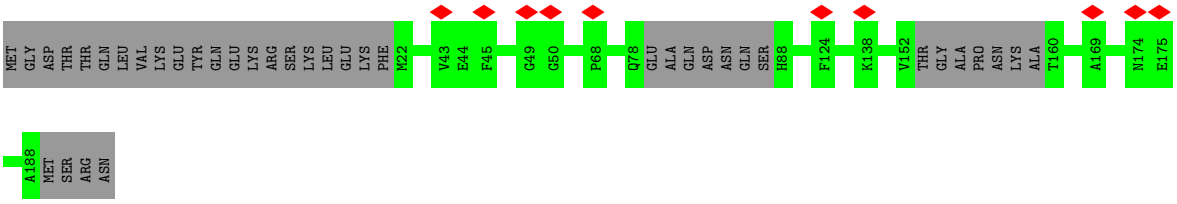

• Molecule 4: DUF228 domain-containing protein

Chain RR:

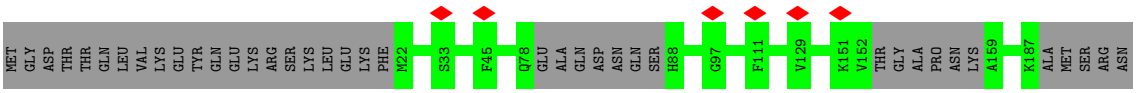

• Molecule 4: DUF228 domain-containing protein

Chain RS:

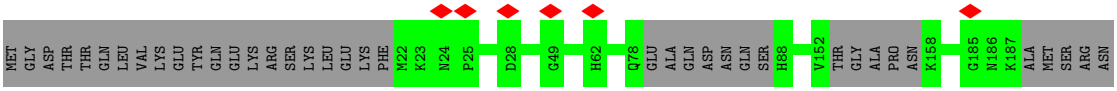

• Molecule 4: DUF228 domain-containing protein

Chain RT:



• Molecule 4: DUF228 domain-containing protein

Chain RU:



• Molecule 4: DUF228 domain-containing protein

Chain RV:

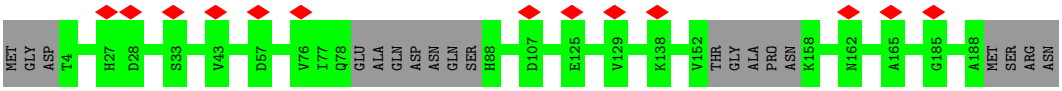

• Molecule 4: DUF228 domain-containing protein

Chain RW:

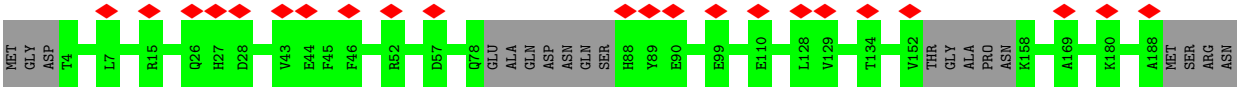

• Molecule 4: DUF228 domain-containing protein

Chain RX:

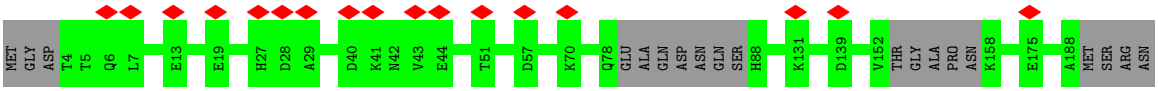

• Molecule 4: DUF228 domain-containing protein

Chain RY:

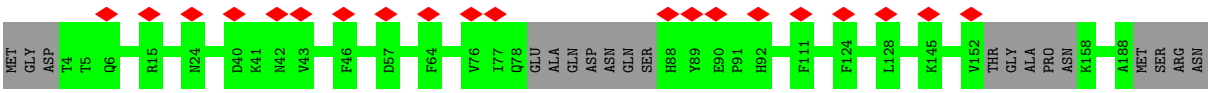

• Molecule 4: DUF228 domain-containing protein

Chain RZ:

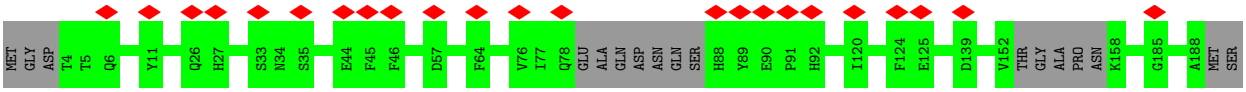

ARG
ASN

• Molecule 4: DUF228 domain-containing protein

Chain Ra:

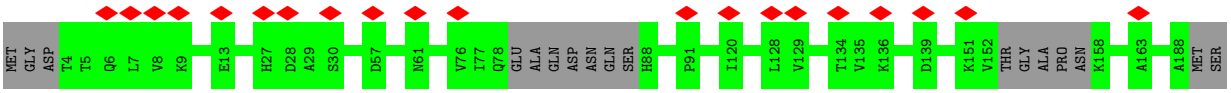

ARG
ASN

• Molecule 4: DUF228 domain-containing protein

Chain Rb:

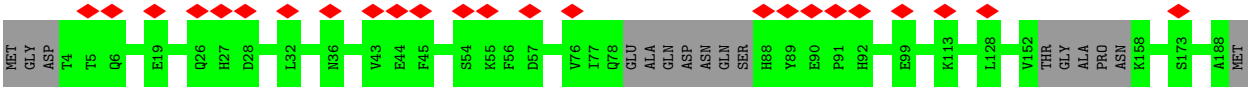

SER
ARG
ASN

• Molecule 4: DUF228 domain-containing protein

Chain Rc:

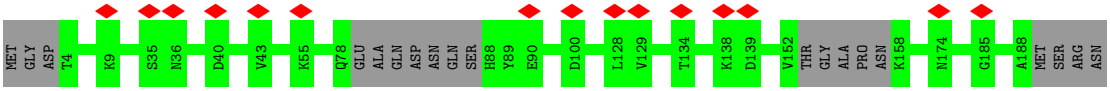

• Molecule 4: DUF228 domain-containing protein

Chain Vs:

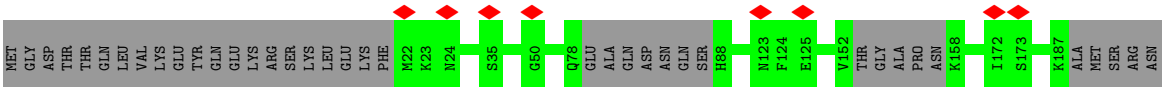

• Molecule 4: DUF228 domain-containing protein

Chain Vt:

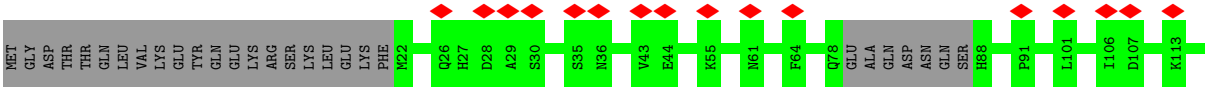

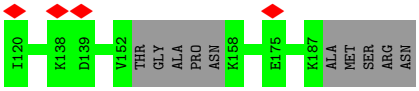

• Molecule 4: DUF228 domain-containing protein

Chain Vu:

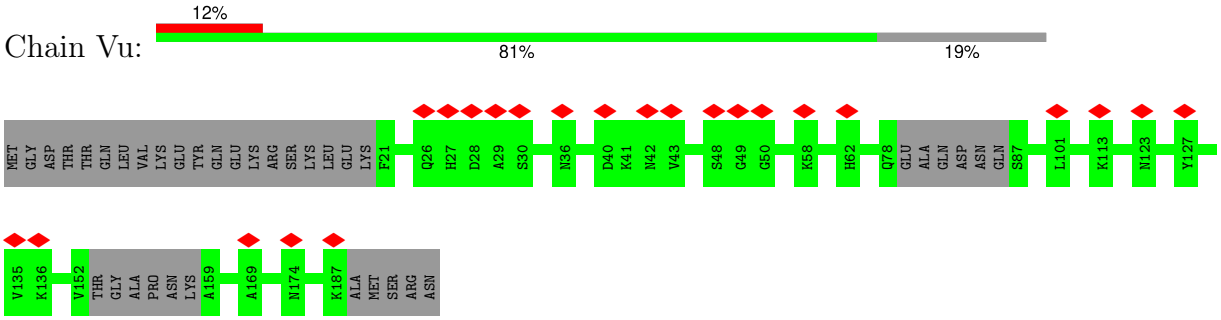

- Molecule 4: DUF228 domain-containing protein

Chain Vv:

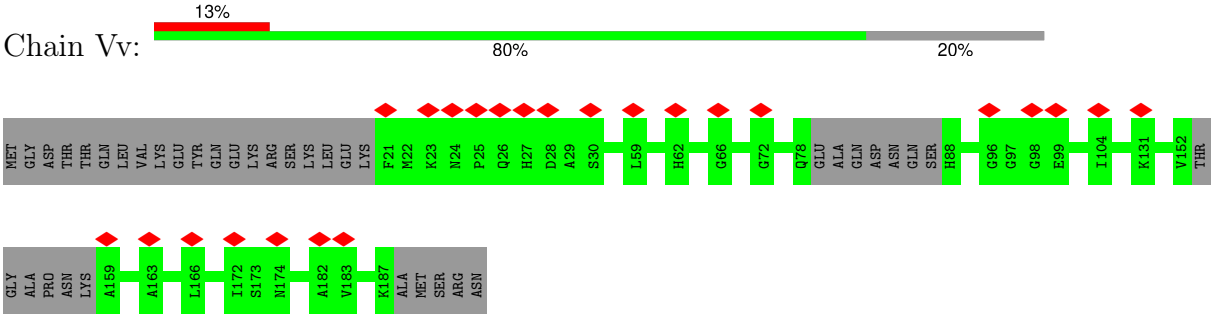

- Molecule 4: DUF228 domain-containing protein

Chain Vw:

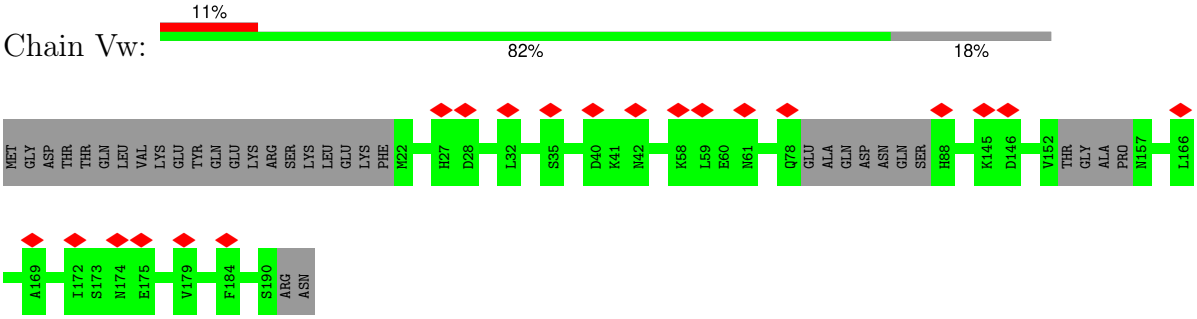

- Molecule 4: DUF228 domain-containing protein

Chain Vx:

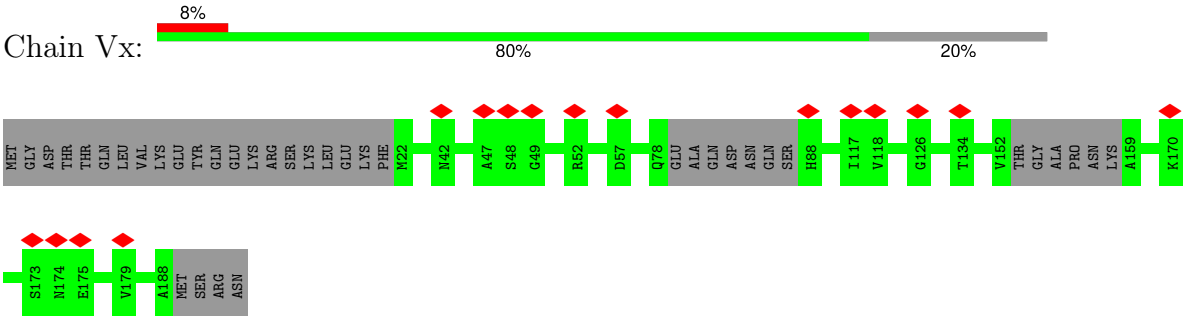

- Molecule 4: DUF228 domain-containing protein

Chain Vy:

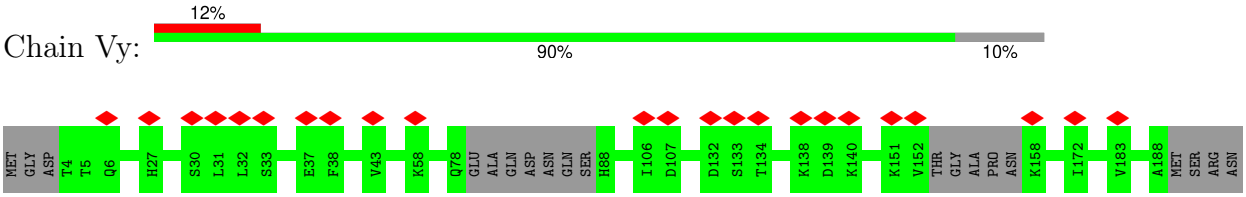

• Molecule 4: DUF228 domain-containing protein

Chain Vz:

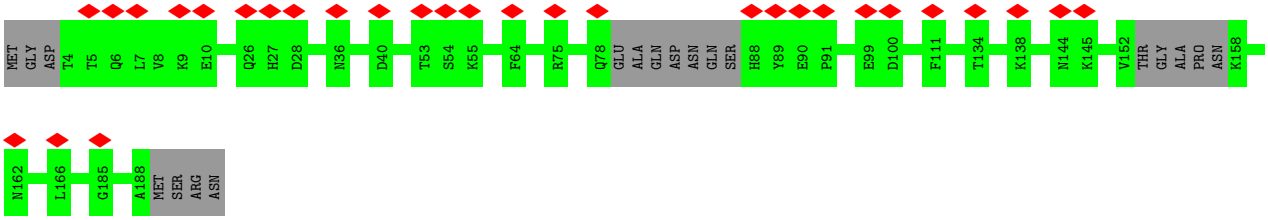

• Molecule 4: DUF228 domain-containing protein

Chain WA:

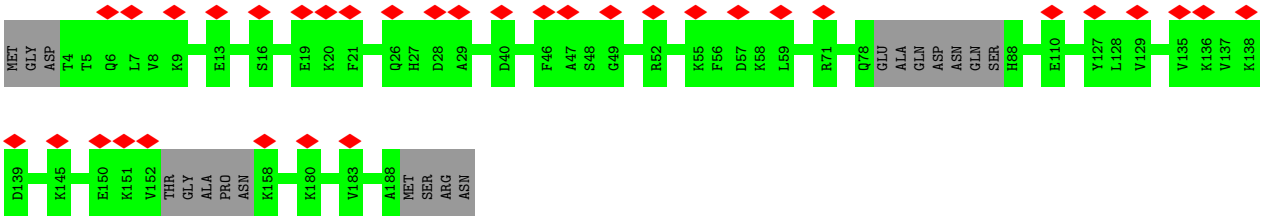

• Molecule 4: DUF228 domain-containing protein

Chain WB:

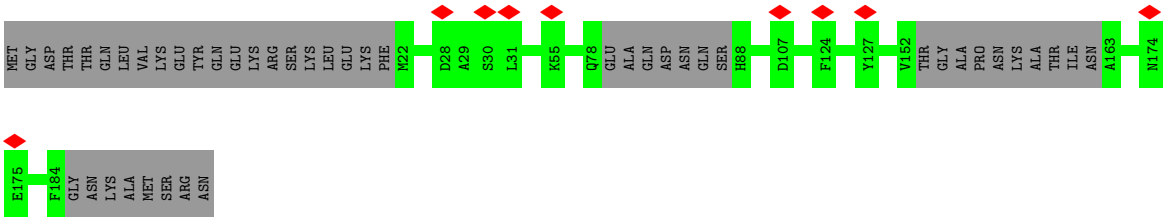

• Molecule 4: DUF228 domain-containing protein

Chain WC:

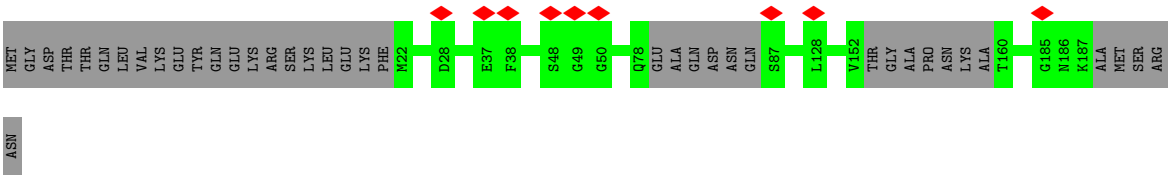

• Molecule 4: DUF228 domain-containing protein

Chain WD:

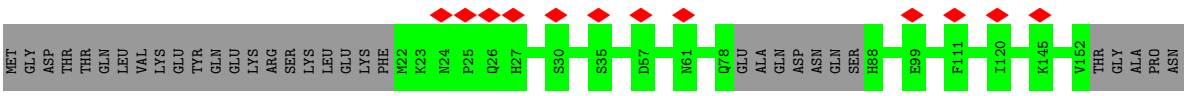

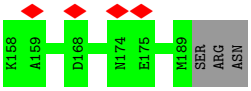

• Molecule 4: DUF228 domain-containing protein

Chain WE:

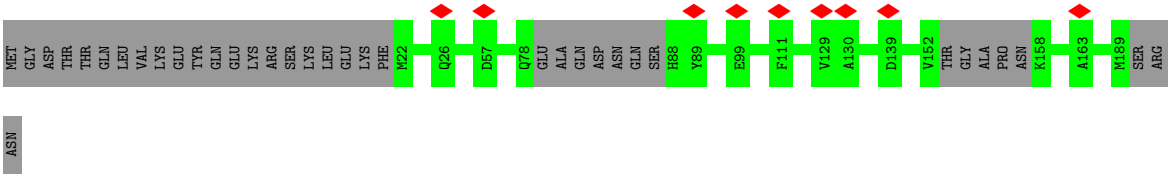

• Molecule 4: DUF228 domain-containing protein

Chain WF:

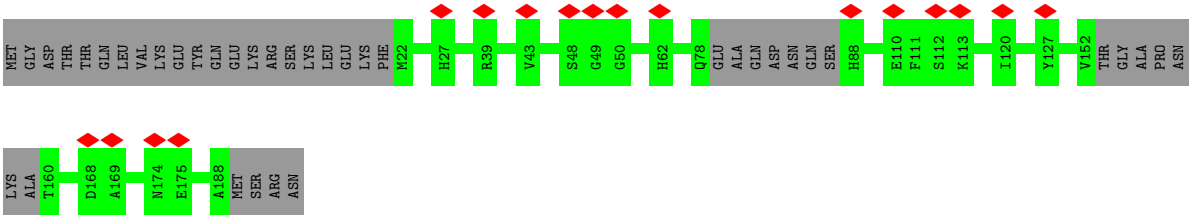

• Molecule 4: DUF228 domain-containing protein

Chain WG:

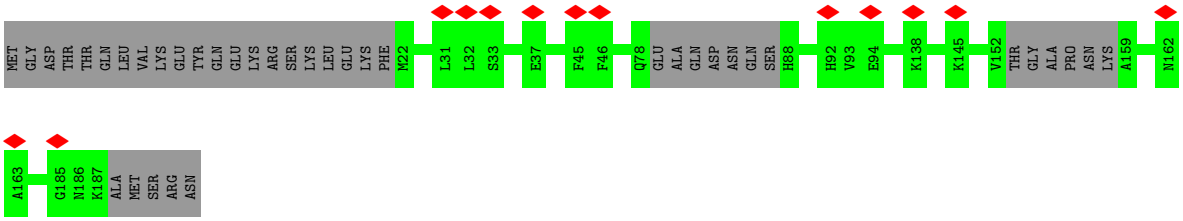

• Molecule 4: DUF228 domain-containing protein

Chain WH:

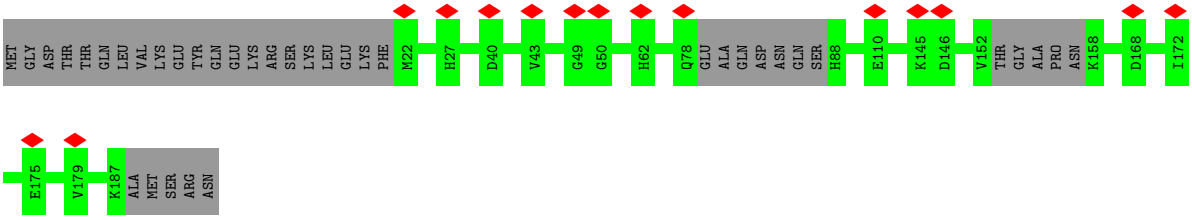

• Molecule 4: DUF228 domain-containing protein

Chain WI:

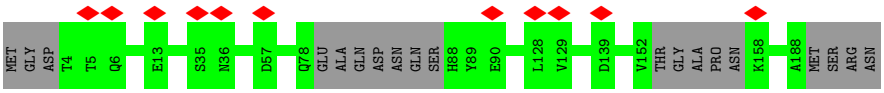

• Molecule 4: DUF228 domain-containing protein

Chain WJ:

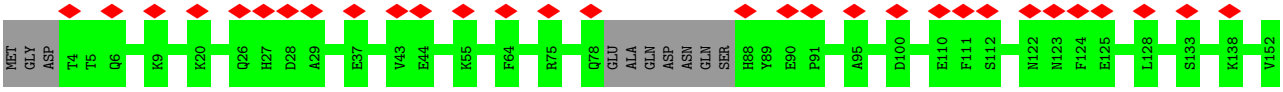

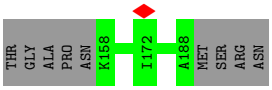

• Molecule 4: DUF228 domain-containing protein

Chain WK:

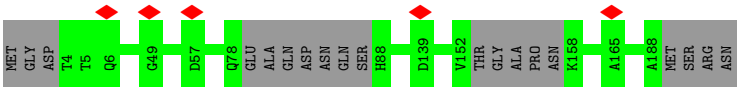

• Molecule 4: DUF228 domain-containing protein

Chain WL:

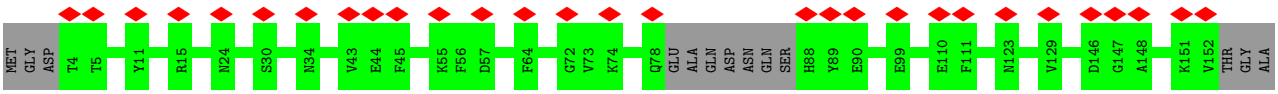

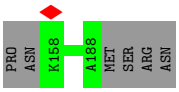

• Molecule 4: DUF228 domain-containing protein

Chain WM:

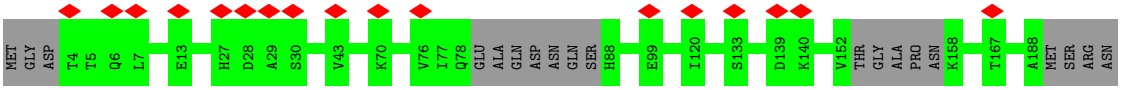

• Molecule 4: DUF228 domain-containing protein

Chain WN:

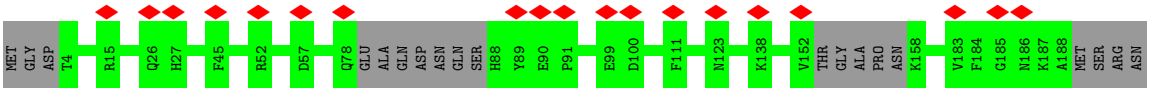

• Molecule 4: DUF228 domain-containing protein

Chain WO:

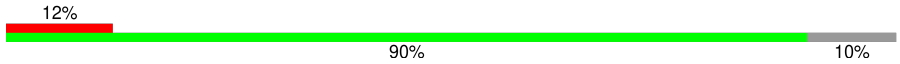

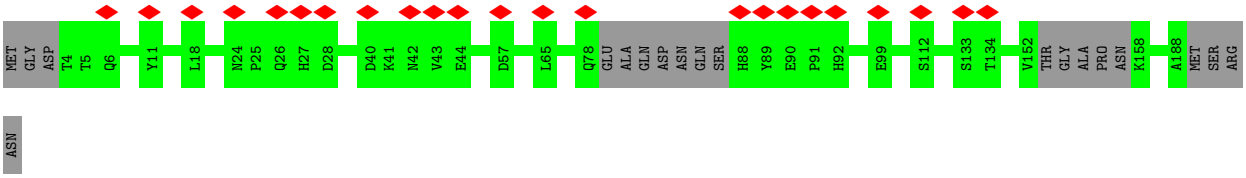

• Molecule 4: DUF228 domain-containing protein

Chain WP:

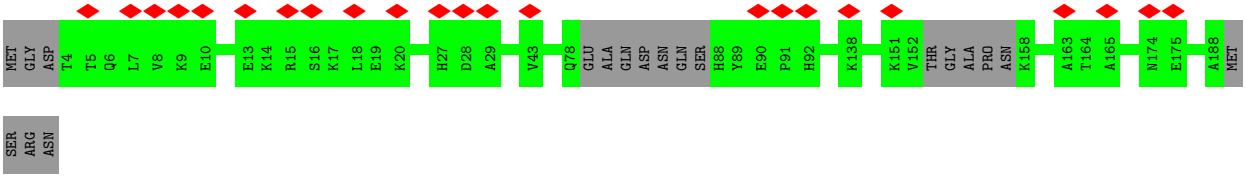

• Molecule 4: DUF228 domain-containing protein

Chain WQ:

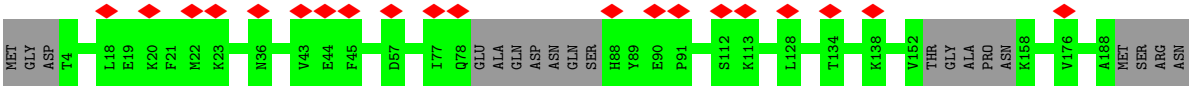

• Molecule 4: DUF228 domain-containing protein

Chain WR:

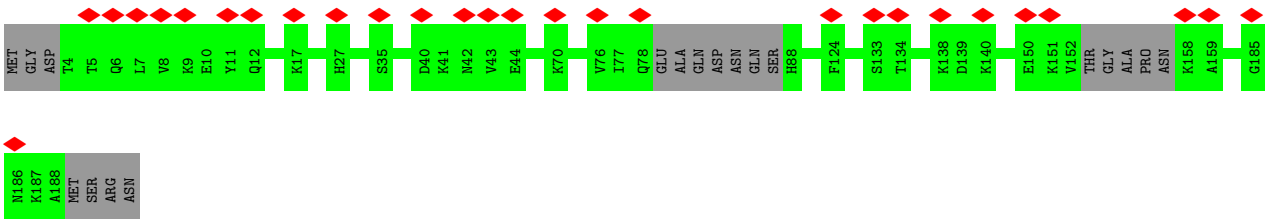

• Molecule 5: Scaffold protein

Chain DK:



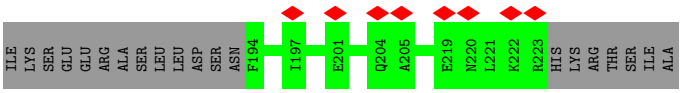

• Molecule 5: Scaffold protein

Chain DL:



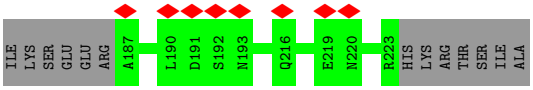

• Molecule 5: Scaffold protein

Chain DM:

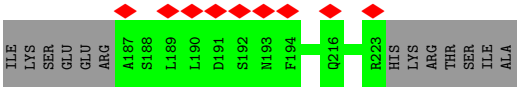

• Molecule 5: Scaffold protein

Chain DN:

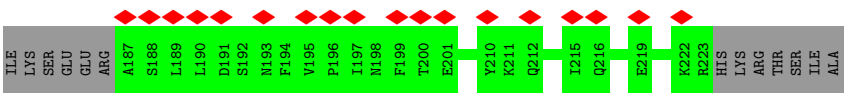

• Molecule 5: Scaffold protein

Chain DO:



- Molecule 5: Scaffold protein

Chain DP:

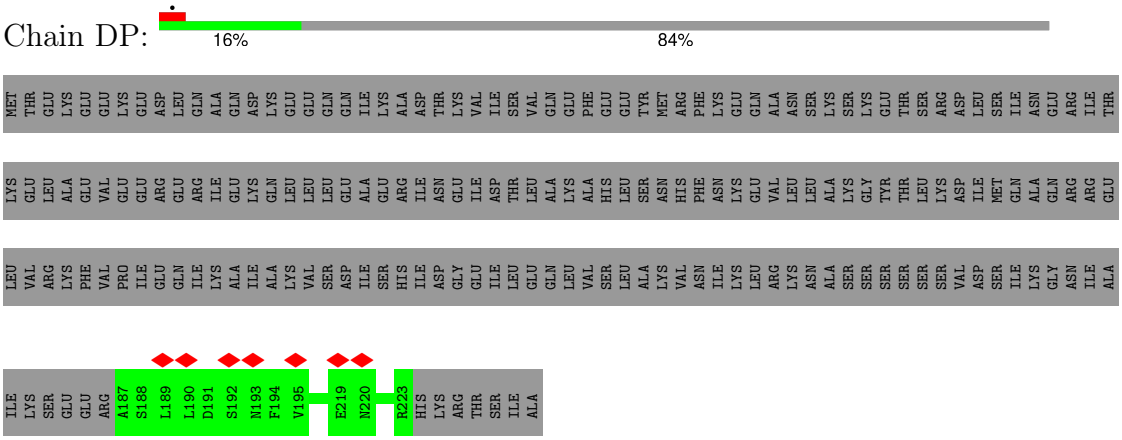

- Molecule 5: Scaffold protein

Chain DQ:

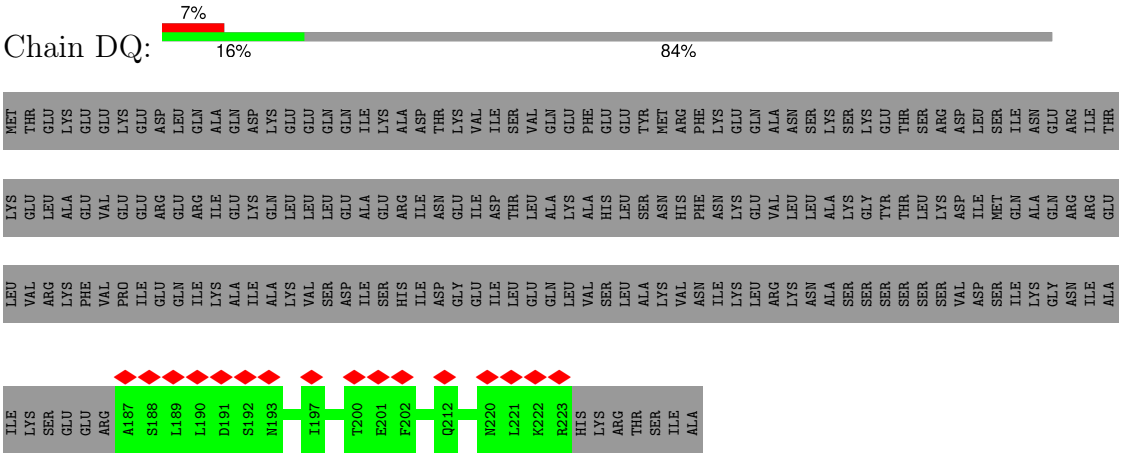

- Molecule 5: Scaffold protein

Chain DR:



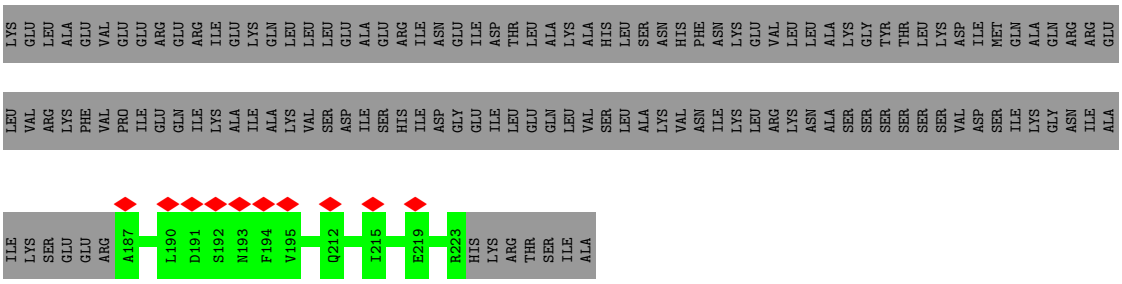

• Molecule 5: Scaffold protein

Chain DS:

• Molecule 5: Scaffold protein

Chain DT:

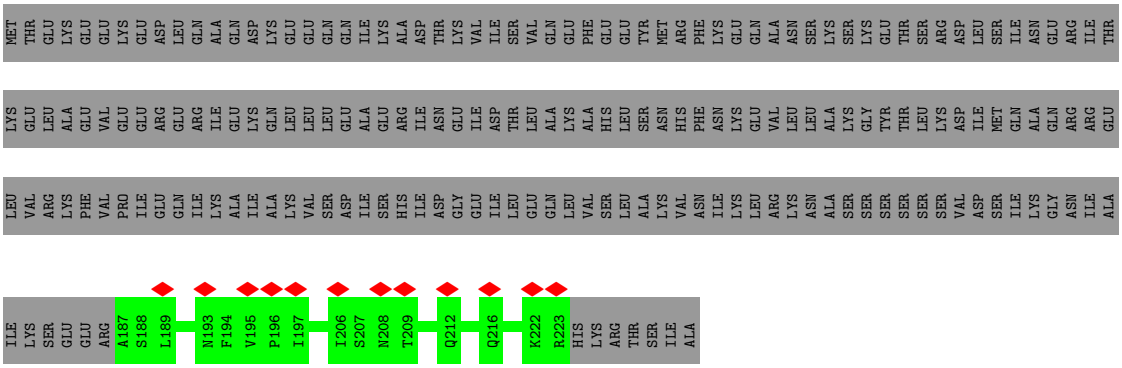

• Molecule 5: Scaffold protein

Chain DU:

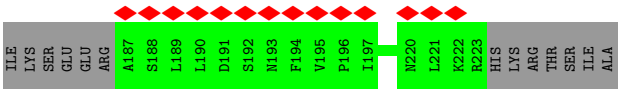

• Molecule 5: Scaffold protein

Chain DV:



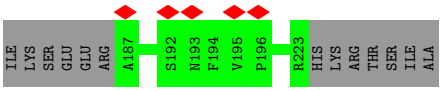

• Molecule 5: Scaffold protein

Chain DW:

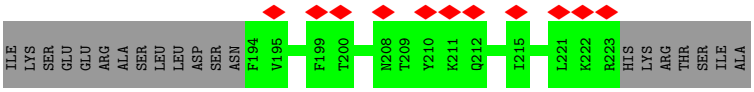

• Molecule 5: Scaffold protein

Chain DX:

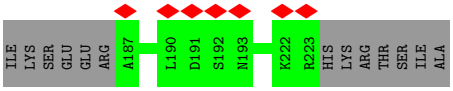

• Molecule 5: Scaffold protein

Chain DY:

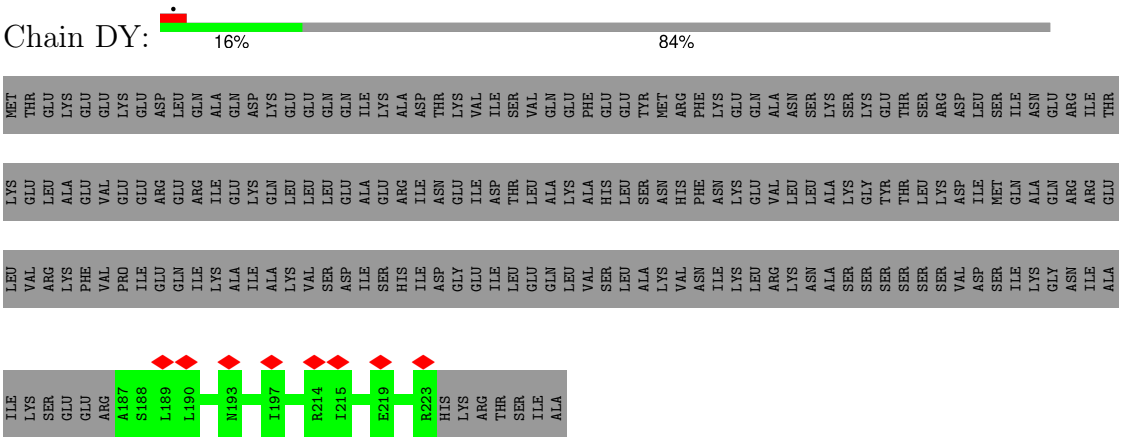

- Molecule 5: Scaffold protein

Chain DZ:

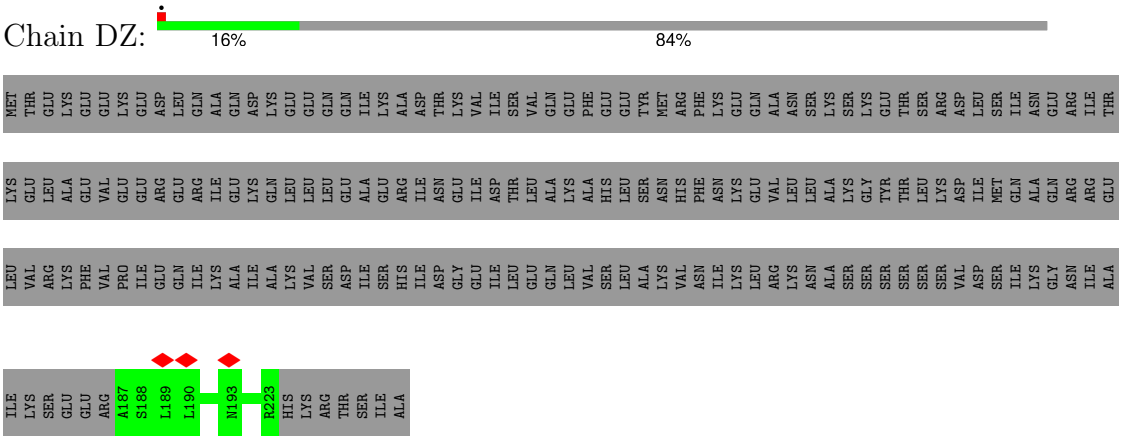

- Molecule 5: Scaffold protein

Chain Da:

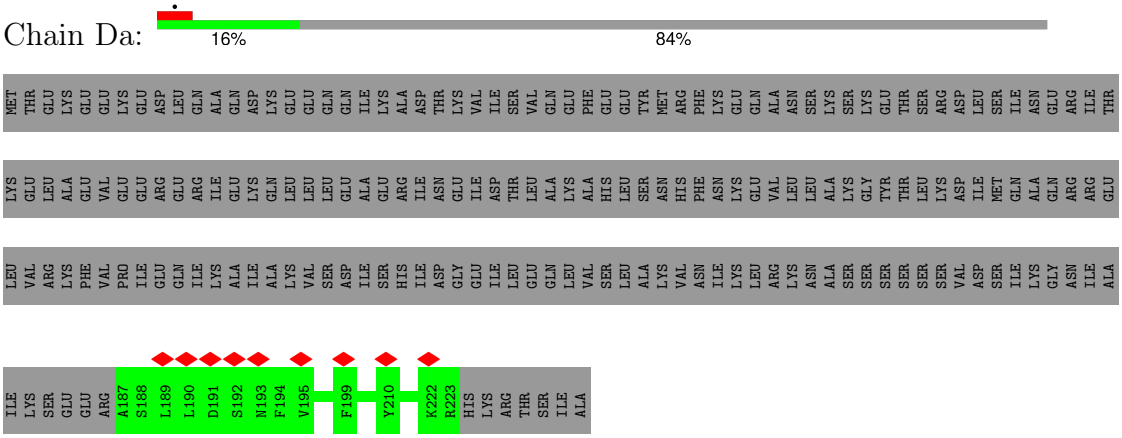

- Molecule 5: Scaffold protein

Chain Db:

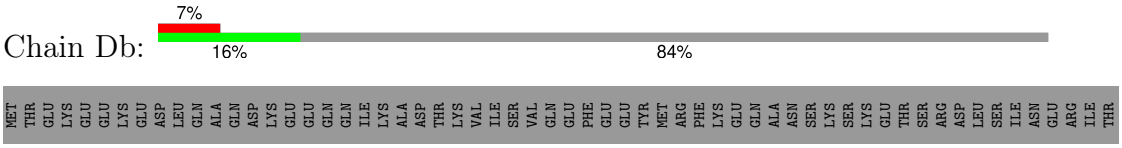



• Molecule 5: Scaffold protein

Chain Dc:

• Molecule 5: Scaffold protein

Chain Dd:

• Molecule 5: Scaffold protein

Chain De:

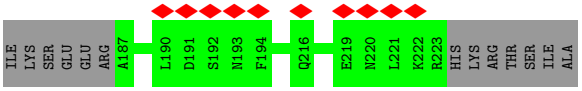

• Molecule 5: Scaffold protein

Chain Df:





• Molecule 5: Scaffold protein

Chain Dg:

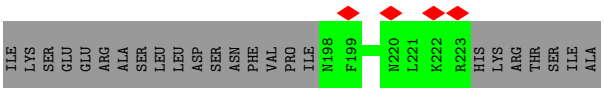

• Molecule 5: Scaffold protein

Chain Dh:

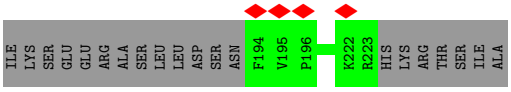

• Molecule 5: Scaffold protein

Chain Di: 13% 87%

MET THR GLU LYS GLU GLU LYS GLU ASP LEU GLN ALA GLN ASP LYS GLU GLU GLN GLN ILE LYS ALA ASP THR LYS VAL ILE SER VAL GLN GLU PHE GLU GLU TYR MET ARG PHE LYS GLU GLN ALA ASN SER LYS SER LYS GLU THR SER ARG ASP LEU SER ILE ASN GLU ARG ILE THR

LYS GLU LEU ALA GLU VAL GLU GLU ARG GLU ARG ILE GLU LYS GLN LEU LEU LEU GLU ALA GLU ARG ILE ASN GLU ILE ASP THR LEU ALA LYS ALA HIS LEU SER ASN HIS PHE ASN LYS GLU VAL LEU LEU ALA LYS GLY TYR THR LEU LYS ASP ILE MET GLN ALA GLN ARG ARG GLU

LEU VAL ARG LYS PHE VAL PRO ILE GLU GLN ILE LYS ALA ILE ALA LYS VAL SER ASP ILE SER HIS ILE ASP GLY GLU ILE LEU GLU GLN LEU VAL SER LEU ALA LYS VAL ASN ILE LYS LEU ARG LYS ASN ALA SER SER SER SER SER VAL ASP SER ILE LYS GLY ASN ILE ALA

ILE LYS SER GLU GLU ARG ALA SER LEU LEU ASP SER ASN F194 V195 F199 A205 I206 R213 E219 R223 HIS LYS ARG THR SER ILE ALA

- Molecule 5: Scaffold protein

Chain Dj: 13% 87%

MET THR GLU LYS GLU GLU LYS GLU ASP LEU GLN ALA GLN ASP LYS GLU GLU GLN GLN ILE LYS ALA ASP THR LYS VAL ILE SER VAL GLN GLU PHE GLU GLU TYR MET ARG PHE LYS GLU GLN ALA ASN SER LYS SER LYS GLU THR SER ARG ASP LEU SER ILE ASN GLU ARG ILE THR

LYS GLU LEU ALA GLU VAL GLU GLU ARG GLU ARG ILE GLU LYS GLN LEU LEU LEU GLU ALA GLU ARG ILE ASN GLU ILE ASP THR LEU ALA LYS ALA HIS LEU SER ASN HIS PHE ASN LYS GLU VAL LEU LEU ALA LYS GLY TYR THR LEU LYS ASP ILE MET GLN ALA GLN ARG ARG GLU

LEU VAL ARG LYS PHE VAL PRO ILE GLU GLN ILE LYS ALA ILE ALA LYS VAL SER ASP ILE SER HIS ILE ASP GLY GLU ILE LEU GLU GLN LEU VAL SER LEU ALA LYS VAL ASN ILE LYS LEU ARG LYS ASN ALA SER SER SER SER SER VAL ASP SER ILE LYS GLY ASN ILE ALA

ILE LYS SER GLU GLU ARG ALA SER LEU LEU ASP SER ASN F194 V195 S207 K211 R223 HIS LYS ARG THR SER ILE ALA

- Molecule 5: Scaffold protein

Chain Dk: 13% 87%

MET THR GLU LYS GLU GLU LYS GLU ASP LEU GLN ALA GLN ASP LYS GLU GLU GLN GLN ILE LYS ALA ASP THR LYS VAL ILE SER VAL GLN GLU PHE GLU GLU TYR MET ARG PHE LYS GLU GLN ALA ASN SER LYS SER LYS GLU THR SER ARG ASP LEU SER ILE ASN GLU ARG ILE THR

LYS GLU LEU ALA GLU VAL GLU GLU ARG GLU ARG ILE GLU LYS GLN LEU LEU LEU GLU ALA GLU ARG ILE ASN GLU ILE ASP THR LEU ALA LYS ALA HIS LEU SER ASN HIS PHE ASN LYS GLU VAL LEU LEU ALA LYS GLY TYR THR LEU LYS ASP ILE MET GLN ALA GLN ARG ARG GLU

LEU VAL ARG LYS PHE VAL PRO ILE GLU GLN ILE LYS ALA ILE ALA LYS VAL SER ASP ILE SER HIS ILE ASP GLY GLU ILE LEU GLU GLN LEU VAL SER LEU ALA LYS VAL ASN ILE LYS LEU ARG LYS ASN ALA SER SER SER SER SER VAL ASP SER ILE LYS GLY ASN ILE ALA

ILE LYS SER GLU GLU ARG ALA SER LEU LEU ASP SER ASN F194 K222 R223 HIS LYS ARG THR SER ILE ALA

- Molecule 5: Scaffold protein

Chain Dl: 16% 84%

MET THR GLU LYS GLU GLU LYS GLU ASP LEU GLN ALA GLN ASP LYS GLU GLU GLN GLN ILE LYS ALA ASP THR LYS VAL ILE SER VAL GLN GLU PHE GLU GLU TYR MET ARG PHE LYS GLU GLN ALA ASN SER LYS SER LYS GLU THR SER ARG ASP LEU SER ILE ASN GLU ARG ILE THR



• Molecule 5: Scaffold protein

Chain Dm:



• Molecule 5: Scaffold protein

Chain Dn:

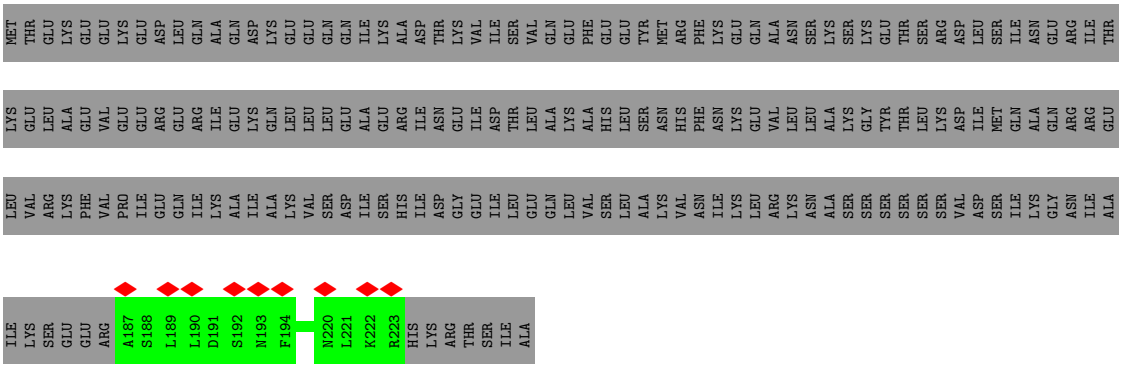

• Molecule 5: Scaffold protein

Chain Do:

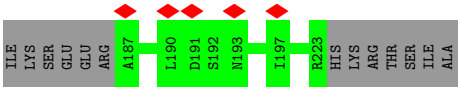

• Molecule 5: Scaffold protein

Chain Dp:

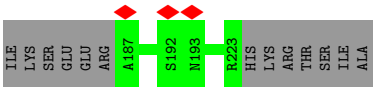

• Molecule 5: Scaffold protein

Chain Dq:



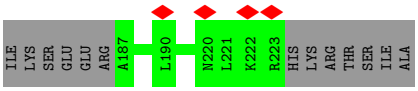

• Molecule 5: Scaffold protein

Chain Dr:

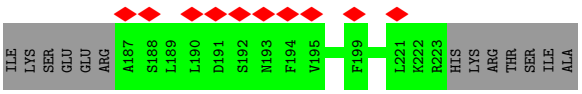

• Molecule 5: Scaffold protein

Chain Ds:



- Molecule 5: Scaffold protein

Chain Dt:

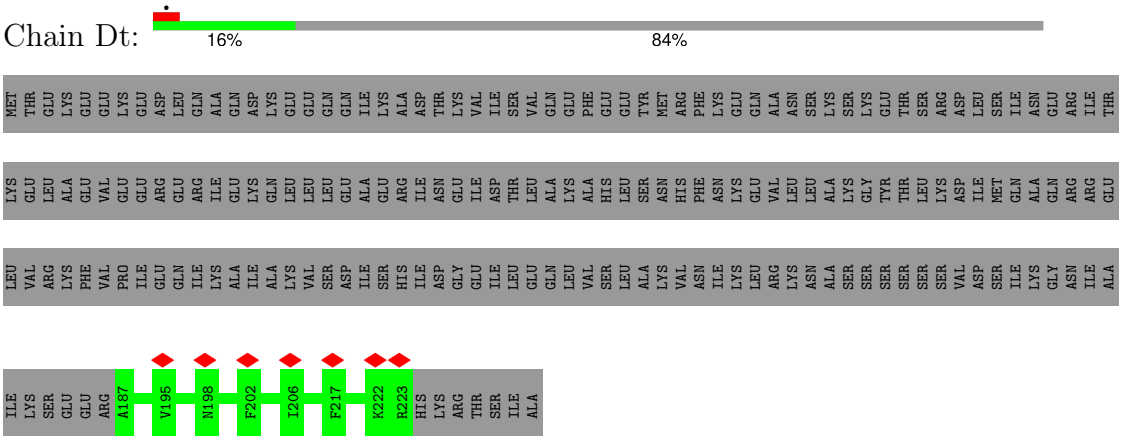

- Molecule 5: Scaffold protein

Chain Du:

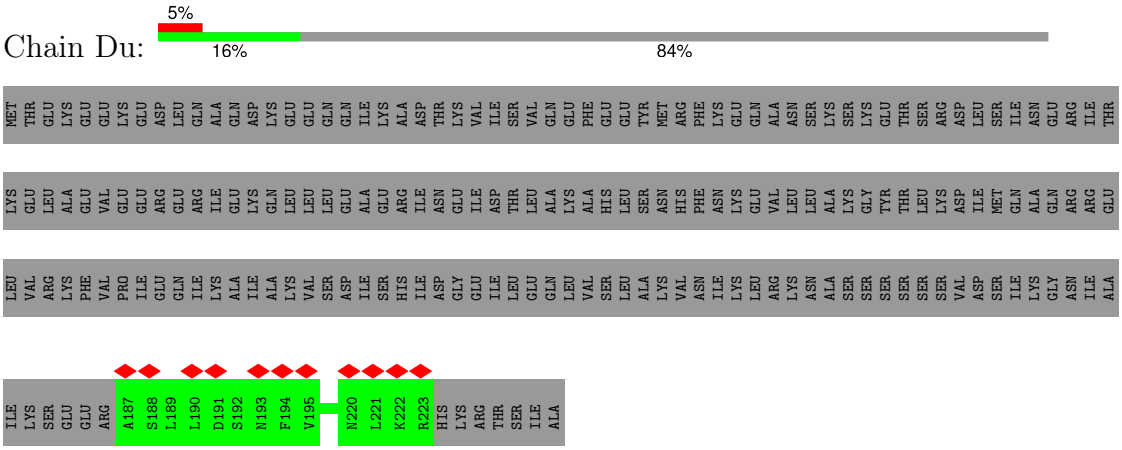

- Molecule 5: Scaffold protein

Chain Dv:

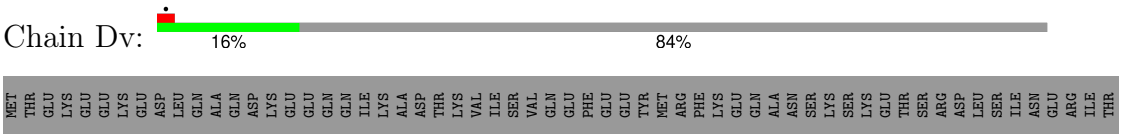



• Molecule 5: Scaffold protein

Chain Dw:

• Molecule 5: Scaffold protein

Chain Dx:

• Molecule 5: Scaffold protein

Chain Dy:

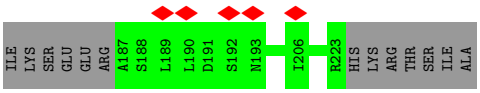

• Molecule 5: Scaffold protein

Chain Dz:



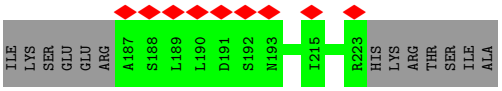

• Molecule 5: Scaffold protein

Chain EA:

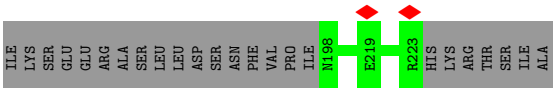

• Molecule 5: Scaffold protein

Chain EB:

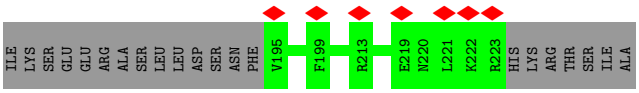

• Molecule 5: Scaffold protein

Chain EC:



- Molecule 5: Scaffold protein

Chain ED:

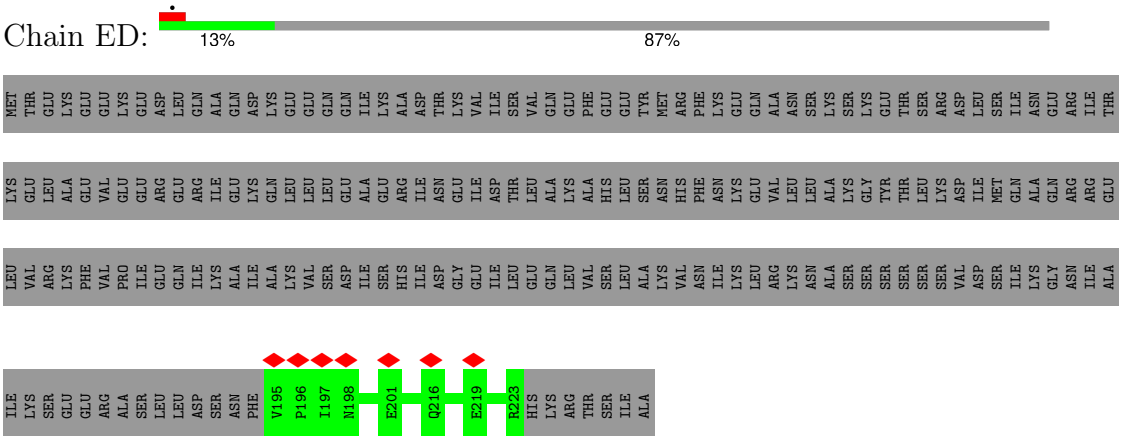

- Molecule 5: Scaffold protein

Chain EE:

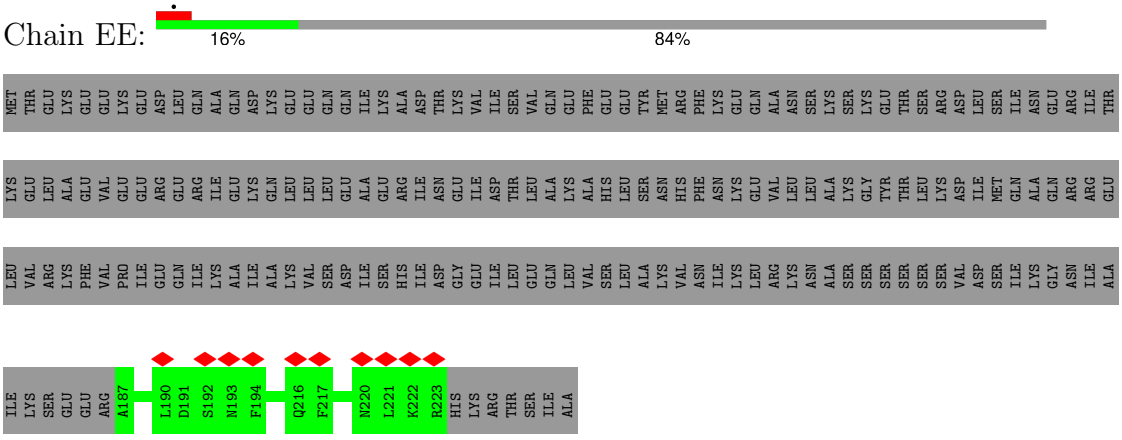

- Molecule 5: Scaffold protein

Chain EF:



• Molecule 5: Scaffold protein

Chain EG:

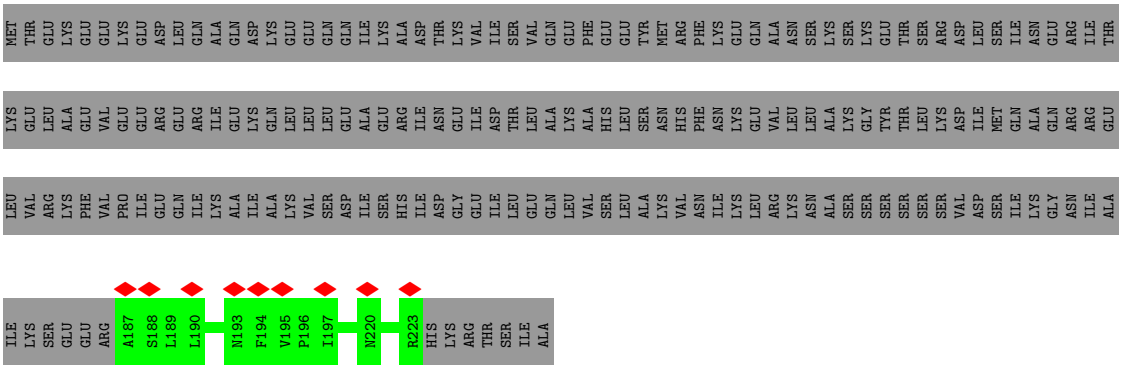

• Molecule 5: Scaffold protein

Chain EH:

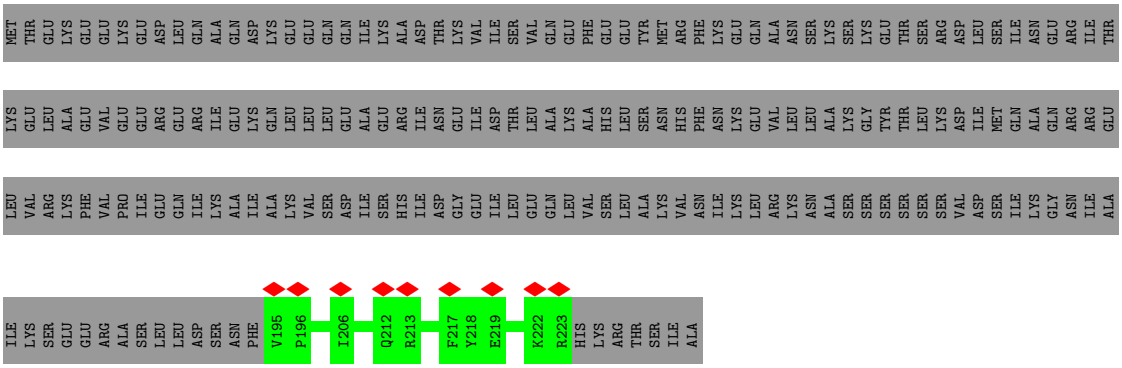

• Molecule 5: Scaffold protein

Chain EI:

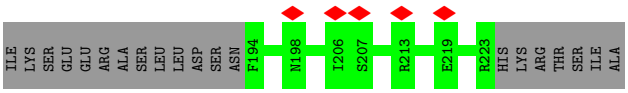

• Molecule 5: Scaffold protein

Chain EJ:



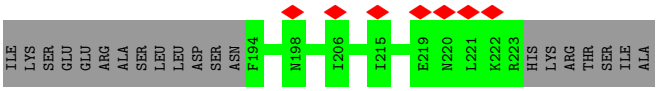

• Molecule 5: Scaffold protein

Chain EK:



• Molecule 5: Scaffold protein

Chain EL:



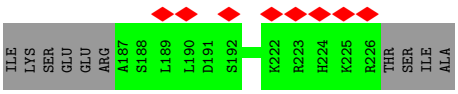

• Molecule 5: Scaffold protein

Chain EM: 16% 84%

MET THR GLU LYS GLU GLU LYS GLU ASP LEU GLN ALA GLN ASP LYS GLU GLU GLN GLN ILE LYS ALA ASP THR LYS VAL ILE SER VAL GLN GLU PHE GLU GLU TYR MET ARG PHE LYS GLU GLN ALA ASN SER LYS SER LYS GLU THR SER ARG ASP LEU SER ILE ASN GLU ARG ILE THR

LYS GLU LEU ALA GLU VAL GLU GLU ARG GLU ARG ILE GLU LYS GLN LEU LEU LEU GLU ALA GLU ARG ILE ASN GLU ILE ASP THR LEU ALA LYS ALA HIS LEU SER ASN HIS PHE ASN LYS GLU VAL LEU LEU ALA LYS GLY TYR THR LEU LYS ASP ILE MET GLN ALA GLN ARG ARG GLU

LEU VAL ARG LYS PHE VAL PRO ILE GLU GLN ILE LYS ALA ILE ALA LYS VAL SER ASP ILE SER HIS ILE ASP GLY GLU ILE LEU GLU GLN LEU VAL SER LEU ALA LYS VAL ASN ILE LYS LEU ARG LYS ASN ALA SER SER SER SER SER VAL ASP SER ILE LYS GLY ASN ILE ALA

ILE LYS SER GLU GLU ARG A187 S188 L189 L190 F194 Y210 N220 L221 K222 R223 HIS LYS ARG THR SER ILE ALA

- Molecule 5: Scaffold protein

Chain EN: 16% 84%

MET THR GLU LYS GLU GLU LYS GLU ASP LEU GLN ALA GLN ASP LYS GLU GLU GLN GLN ILE LYS ALA ASP THR LYS VAL ILE SER VAL GLN GLU PHE GLU GLU TYR MET ARG PHE LYS GLU GLN ALA ASN SER LYS SER LYS GLU THR SER ARG ASP LEU SER ILE ASN GLU ARG ILE THR

LYS GLU LEU ALA GLU VAL GLU GLU ARG GLU ARG ILE GLU LYS GLN LEU LEU LEU GLU ALA GLU ARG ILE ASN GLU ILE ASP THR LEU ALA LYS ALA HIS LEU SER ASN HIS PHE ASN LYS GLU VAL LEU LEU ALA LYS GLY TYR THR LEU LYS ASP ILE MET GLN ALA GLN ARG ARG GLU

LEU VAL ARG LYS PHE VAL PRO ILE GLU GLN ILE LYS ALA ILE ALA LYS VAL SER ASP ILE SER HIS ILE ASP GLY GLU ILE LEU GLU GLN LEU VAL SER LEU ALA LYS VAL ASN ILE LYS LEU ARG LYS ASN ALA SER SER SER SER SER VAL ASP SER ILE LYS GLY ASN ILE ALA

ILE LYS SER GLU GLU ARG A187 F194 E219 R223 HIS LYS ARG THR SER ILE ALA

- Molecule 5: Scaffold protein

Chain EO: 17% 83%

MET THR GLU LYS GLU GLU LYS GLU ASP LEU GLN ALA GLN ASP LYS GLU GLU GLN GLN ILE LYS ALA ASP THR LYS VAL ILE SER VAL GLN GLU PHE GLU GLU TYR MET ARG PHE LYS GLU GLN ALA ASN SER LYS SER LYS GLU THR SER ARG ASP LEU SER ILE ASN GLU ARG ILE THR

LYS GLU LEU ALA GLU VAL GLU GLU ARG GLU ARG ILE GLU LYS GLN LEU LEU LEU GLU ALA GLU ARG ILE ASN GLU ILE ASP THR LEU ALA LYS ALA HIS LEU SER ASN HIS PHE ASN LYS GLU VAL LEU LEU ALA LYS GLY TYR THR LEU LYS ASP ILE MET GLN ALA GLN ARG ARG GLU

LEU VAL ARG LYS PHE VAL PRO ILE GLU GLN ILE LYS ALA ILE ALA LYS VAL SER ASP ILE SER HIS ILE ASP GLY GLU ILE LEU GLU GLN LEU VAL SER LEU ALA LYS VAL ASN ILE LYS LEU ARG LYS ASN ALA SER SER SER SER SER VAL ASP SER ILE LYS GLY ASN ILE ALA

ILE LYS SER GLU GLU ARG A187 H224 K225 R226 THR SER ILE ALA

- Molecule 5: Scaffold protein

Chain EP: 16% 84%

MET THR GLU LYS GLU GLU LYS GLU ASP LEU GLN ALA GLN ASP LYS GLU GLU GLN GLN ILE LYS ALA ASP THR LYS VAL ILE SER VAL GLN GLU PHE GLU GLU TYR MET ARG PHE LYS GLU GLN ALA ASN SER LYS SER LYS GLU THR SER ARG ASP LEU SER ILE ASN GLU ARG ILE THR



• Molecule 5: Scaffold protein

Chain EQ:

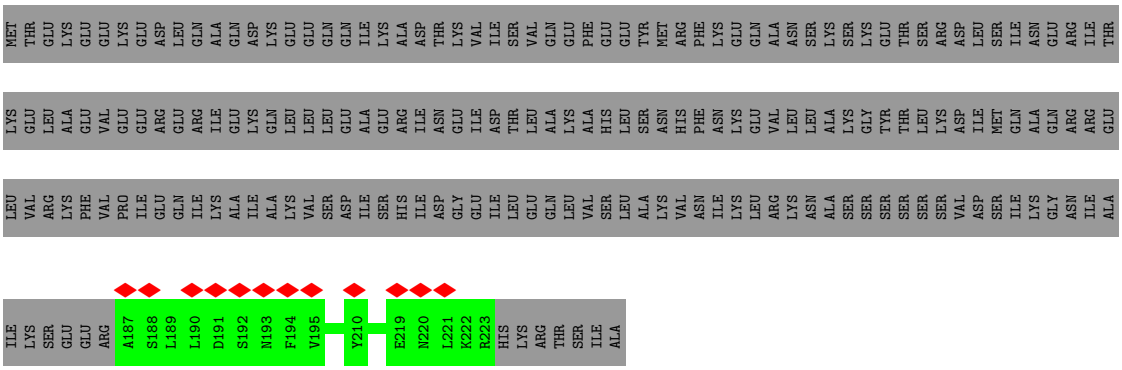

• Molecule 5: Scaffold protein

Chain ER:

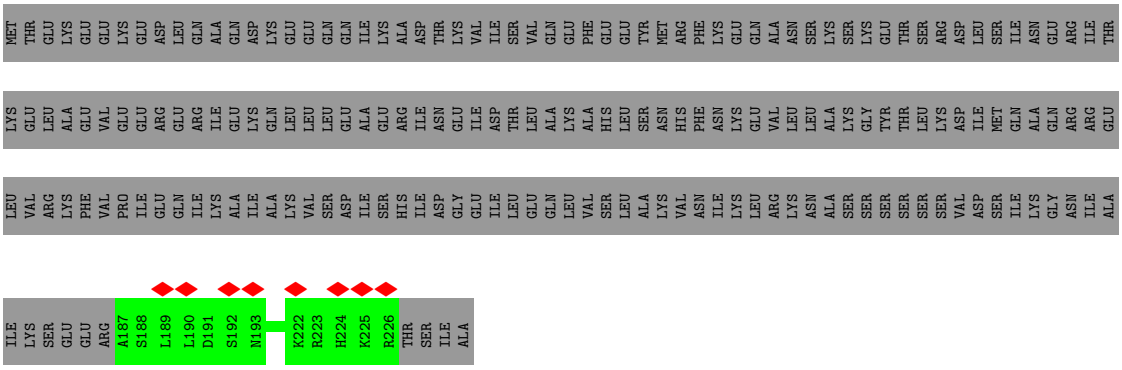

• Molecule 5: Scaffold protein

Chain ES:

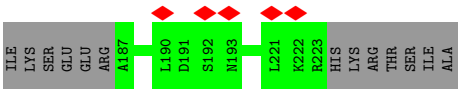

• Molecule 5: Scaffold protein

Chain ET:



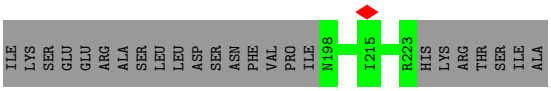

• Molecule 5: Scaffold protein

Chain EU:

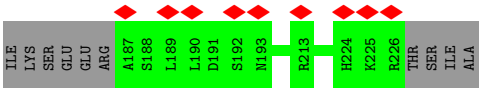

• Molecule 5: Scaffold protein

Chain EV:

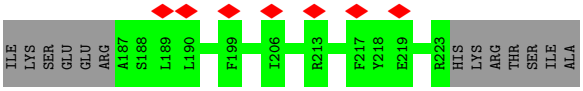

• Molecule 5: Scaffold protein

Chain EW:

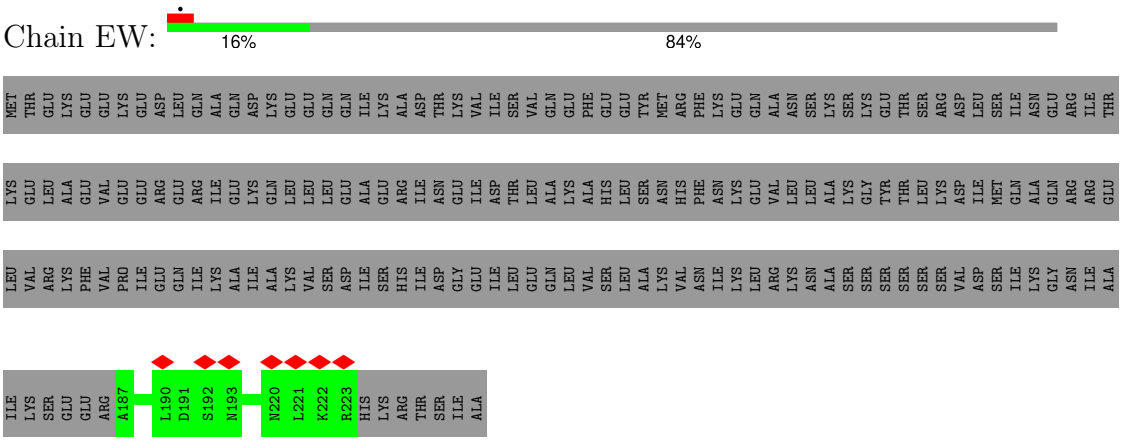

- Molecule 5: Scaffold protein

Chain EX:

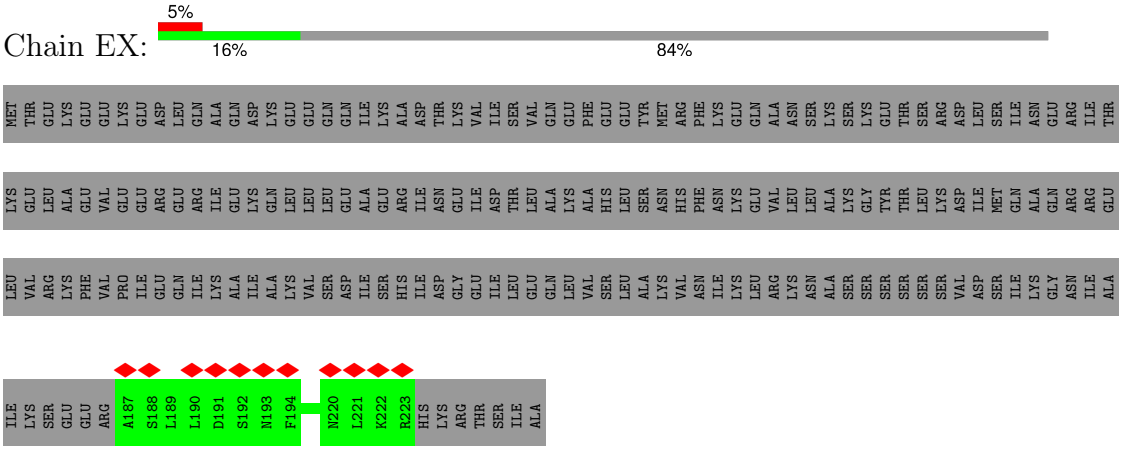

- Molecule 5: Scaffold protein

Chain EY:

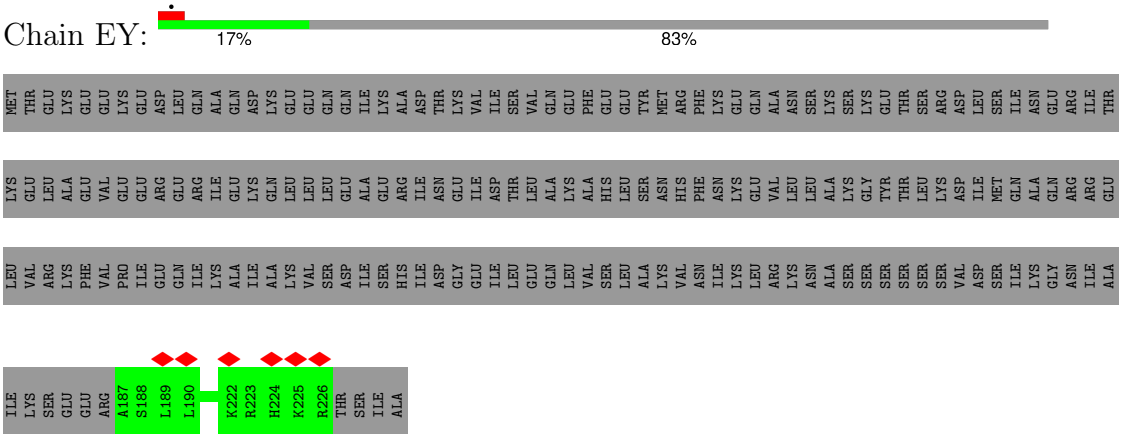

- Molecule 5: Scaffold protein

Chain EZ:

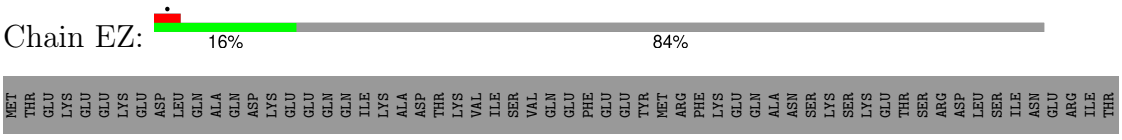



• Molecule 5: Scaffold protein

Chain Ea:



• Molecule 5: Scaffold protein

Chain Eb:

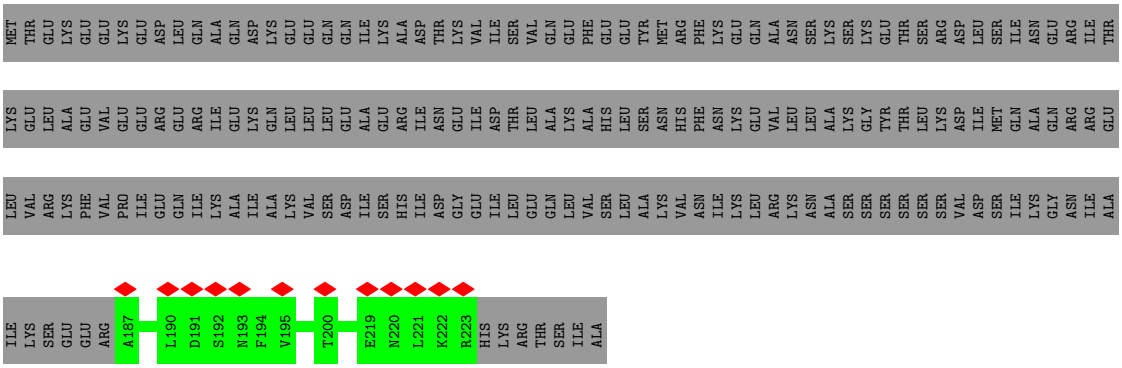

• Molecule 5: Scaffold protein

Chain Ec:

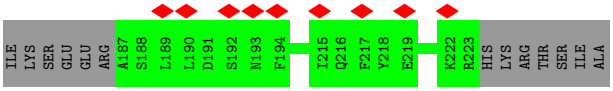

• Molecule 5: Scaffold protein

Chain Ed:



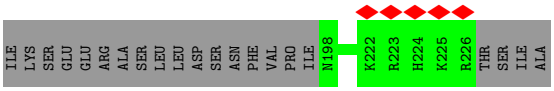

• Molecule 5: Scaffold protein

Chain Ee:

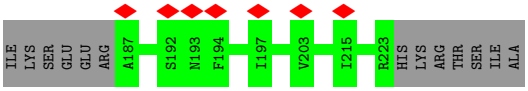

• Molecule 5: Scaffold protein

Chain Ef:

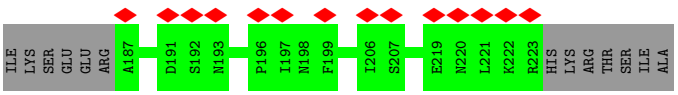

• Molecule 5: Scaffold protein

Chain Eg:

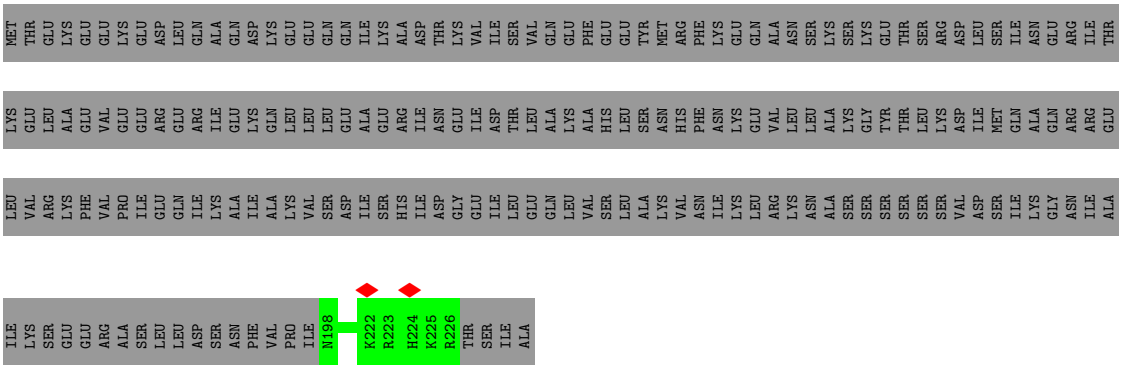

- Molecule 5: Scaffold protein

Chain Eh:

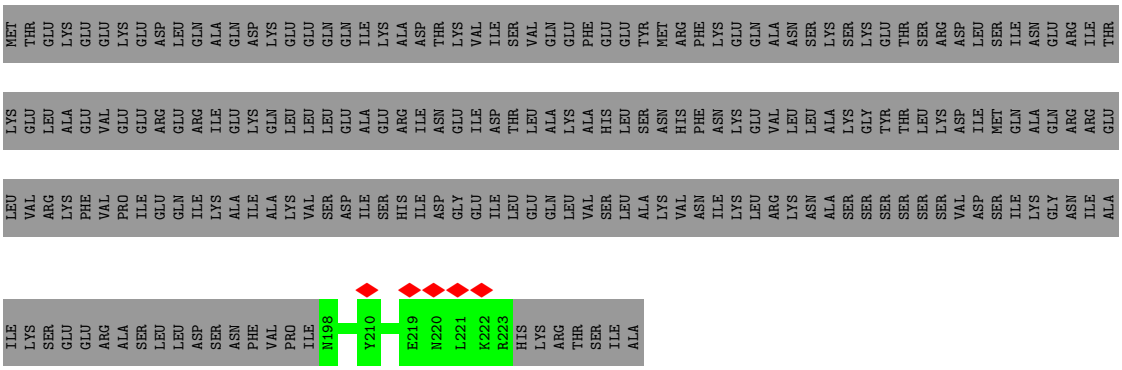

- Molecule 5: Scaffold protein

Chain Ei:



- Molecule 5: Scaffold protein

Chain Ej:



- Molecule 5: Scaffold protein

Chain Ek:

- Molecule 5: Scaffold protein

Chain El:

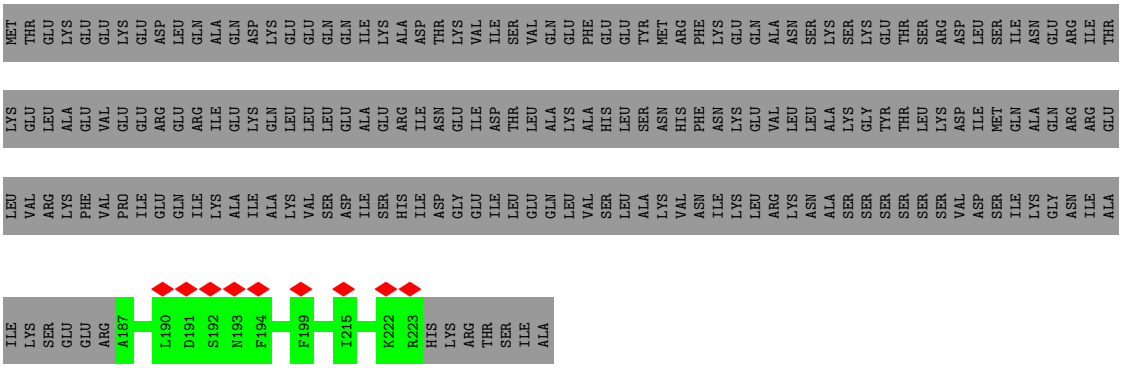

- Molecule 5: Scaffold protein

Chain Em:

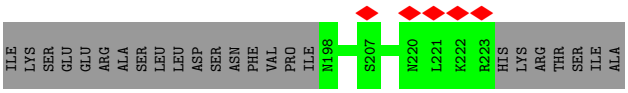

• Molecule 5: Scaffold protein

Chain En:



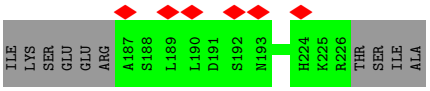

• Molecule 5: Scaffold protein

Chain Eo:

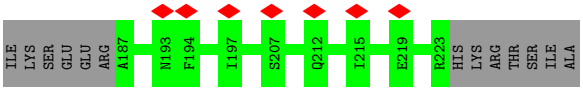

• Molecule 5: Scaffold protein

Chain Hz:

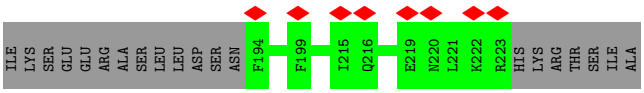

• Molecule 5: Scaffold protein

Chain IA:

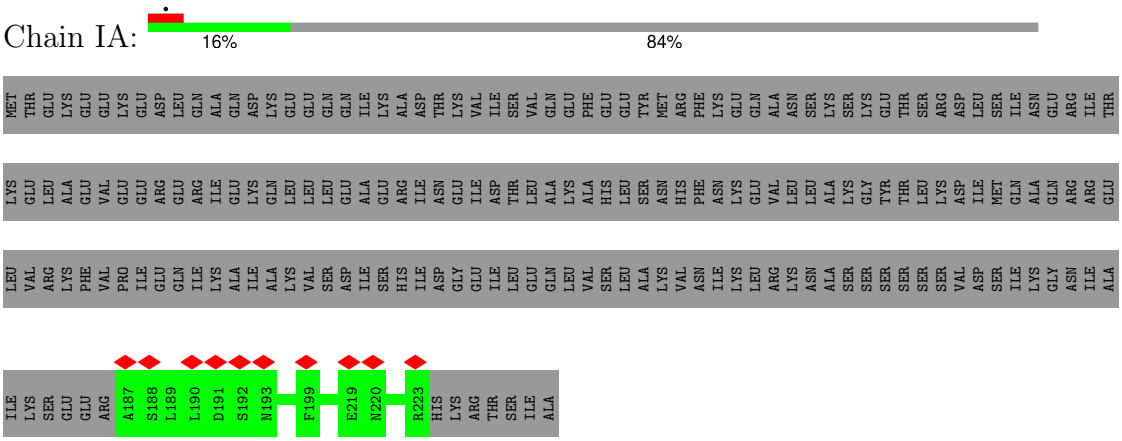

- Molecule 5: Scaffold protein

Chain IB:

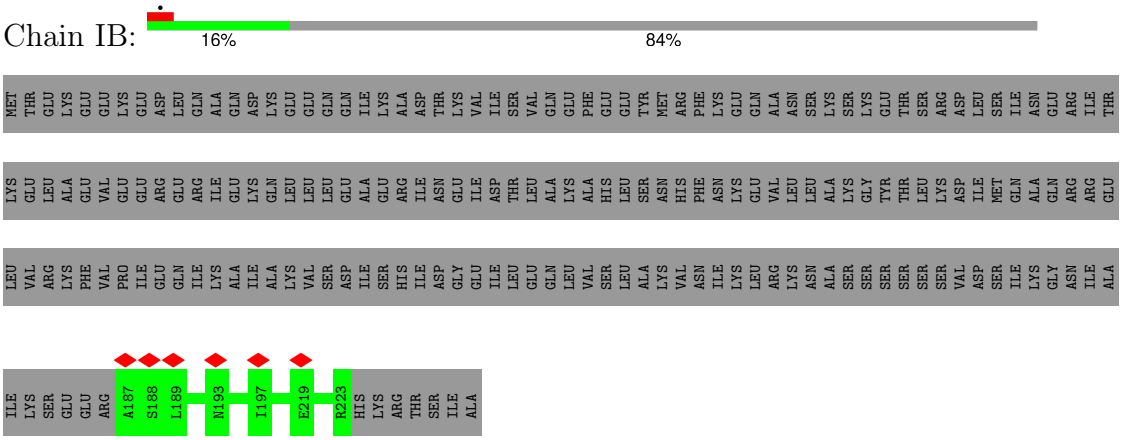

- Molecule 5: Scaffold protein

Chain IC:

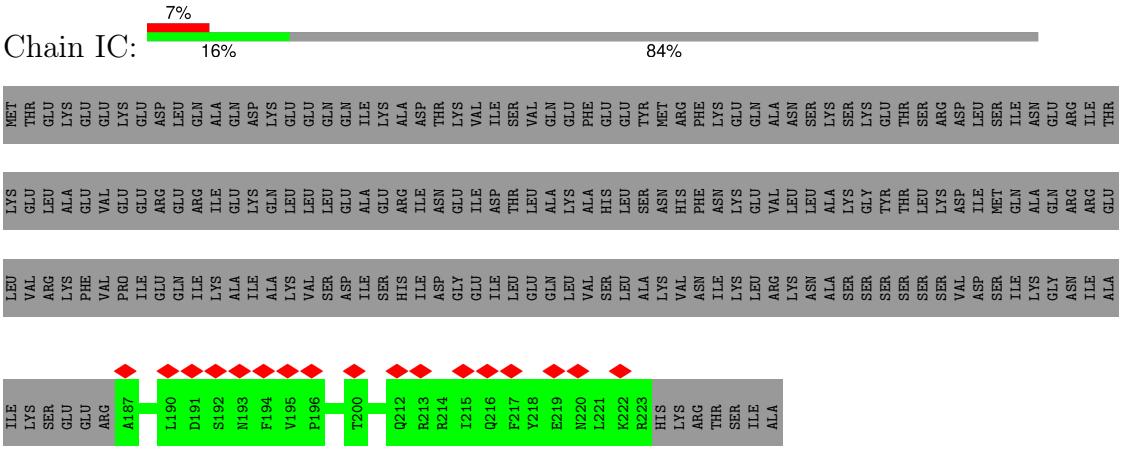

- Molecule 5: Scaffold protein

Chain ID:

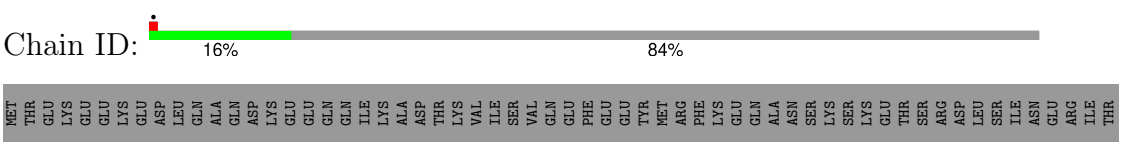



• Molecule 5: Scaffold protein

Chain IE:



• Molecule 5: Scaffold protein

Chain IF:

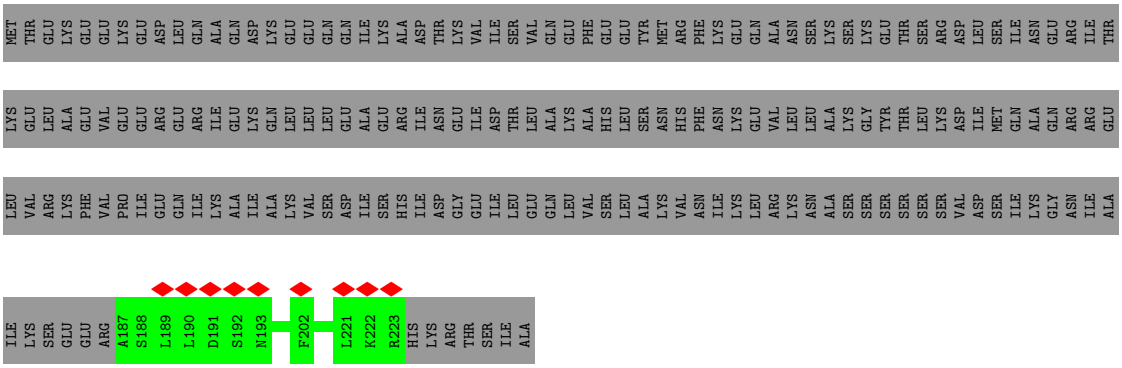

• Molecule 5: Scaffold protein

Chain IG:

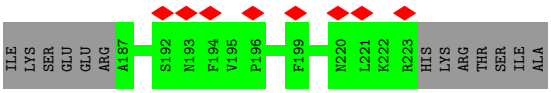

• Molecule 5: Scaffold protein

Chain IH:



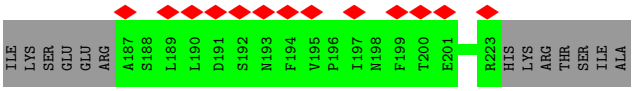

• Molecule 5: Scaffold protein

Chain II:

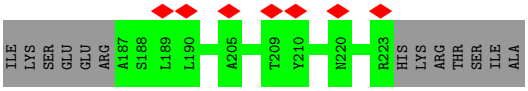

• Molecule 5: Scaffold protein

Chain IJ:

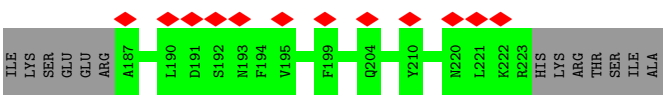

• Molecule 5: Scaffold protein

Chain IK:



- Molecule 5: Scaffold protein

Chain IL:

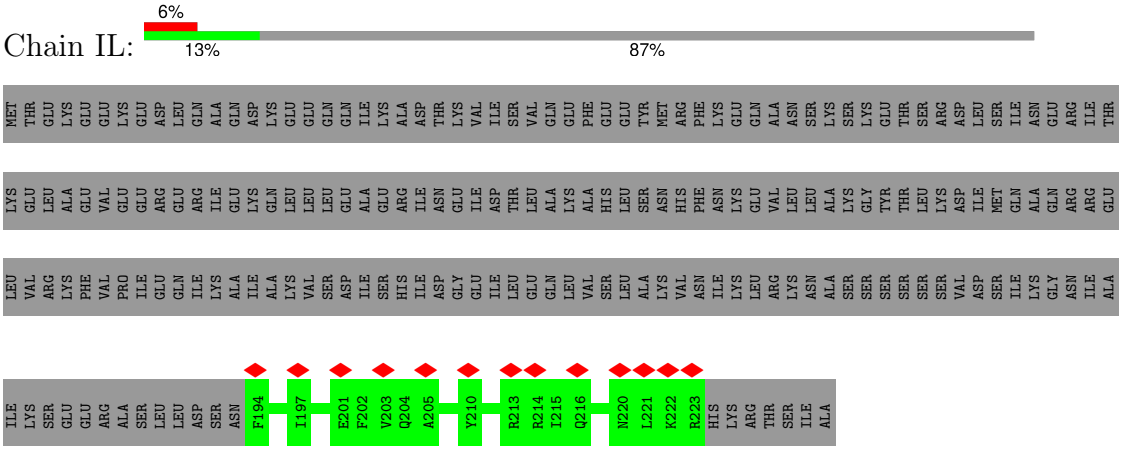

- Molecule 5: Scaffold protein

Chain IM:



- Molecule 5: Scaffold protein

Chain IN:



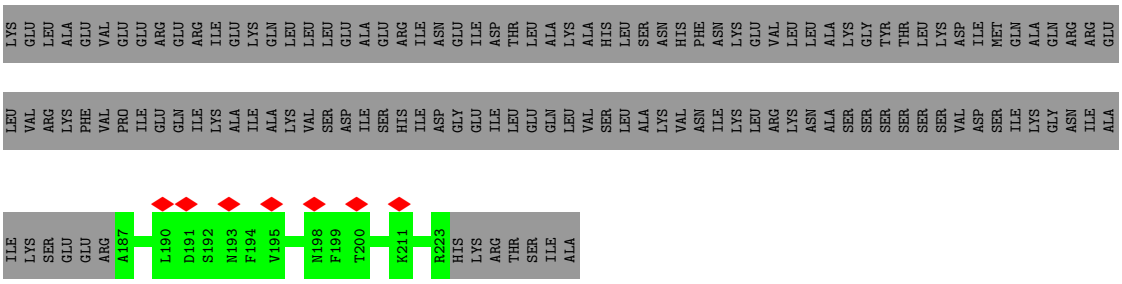

- Molecule 5: Scaffold protein

Chain IO:

- Molecule 5: Scaffold protein

Chain IP:

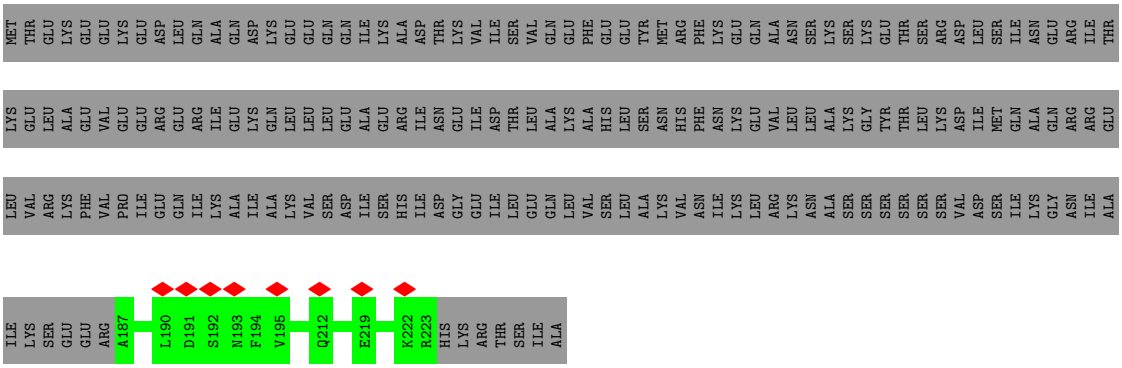

- Molecule 5: Scaffold protein

Chain IQ:

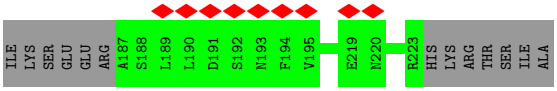

• Molecule 5: Scaffold protein

Chain IR:



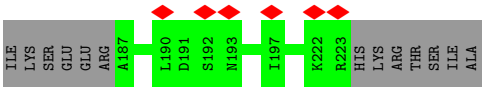

• Molecule 5: Scaffold protein

Chain IS:

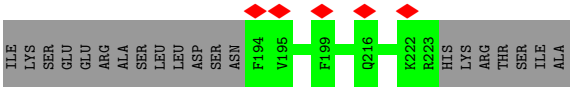

• Molecule 5: Scaffold protein

Chain IT:

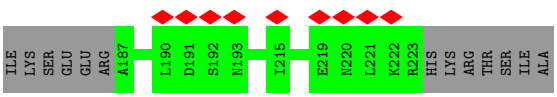

• Molecule 5: Scaffold protein

Chain IU:



- Molecule 5: Scaffold protein

Chain IV:

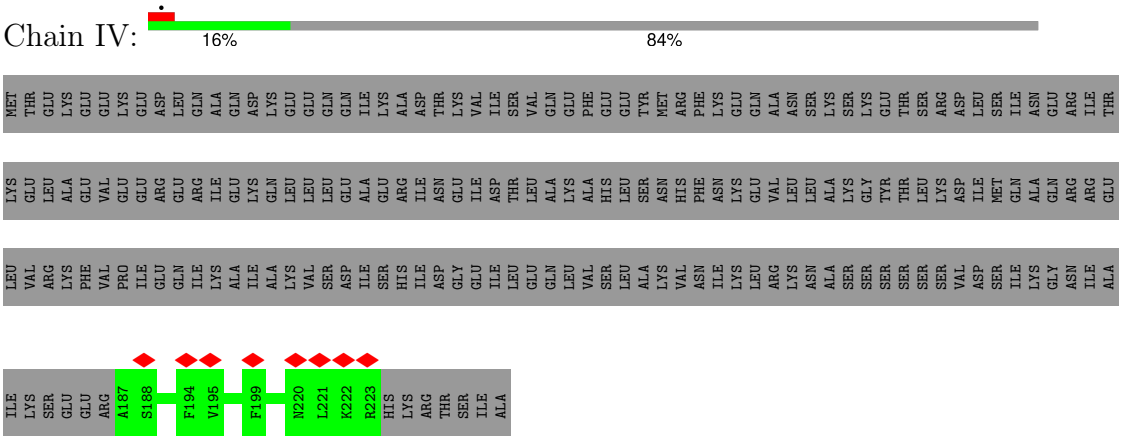

- Molecule 5: Scaffold protein

Chain IW:

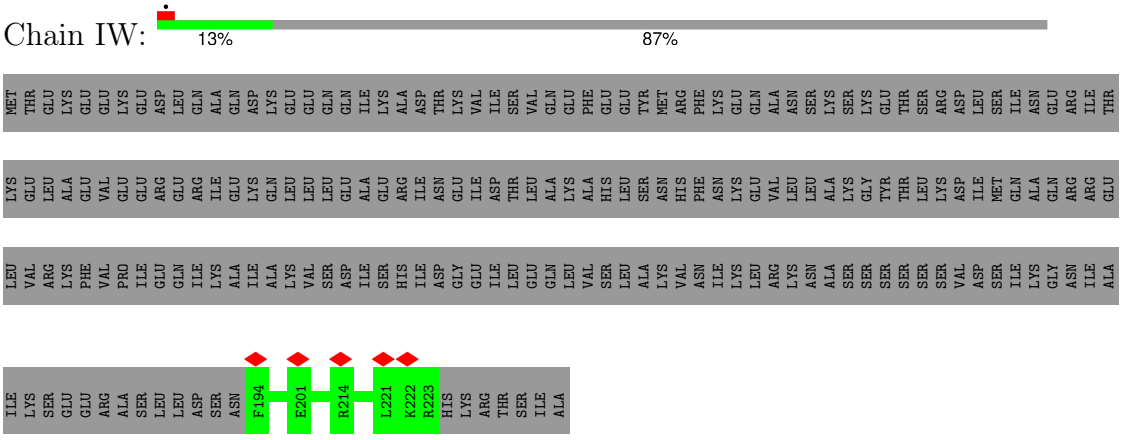

- Molecule 5: Scaffold protein

Chain IX:

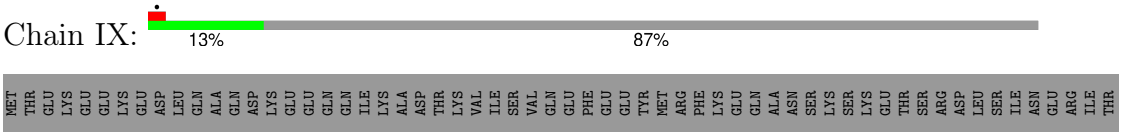



• Molecule 5: Scaffold protein

Chain IY:

• Molecule 5: Scaffold protein

Chain IZ:

• Molecule 5: Scaffold protein

Chain Ia:

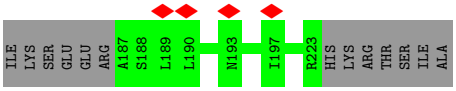

• Molecule 5: Scaffold protein

Chain Ib:



• Molecule 5: Scaffold protein

Chain Ic:



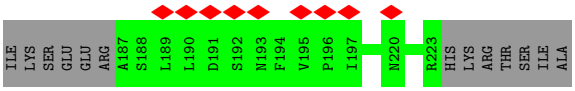

• Molecule 5: Scaffold protein

Chain Id:

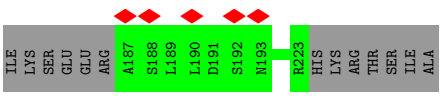

• Molecule 5: Scaffold protein

Chain Ie:



- Molecule 5: Scaffold protein

Chain If:



- Molecule 5: Scaffold protein

Chain Ig:

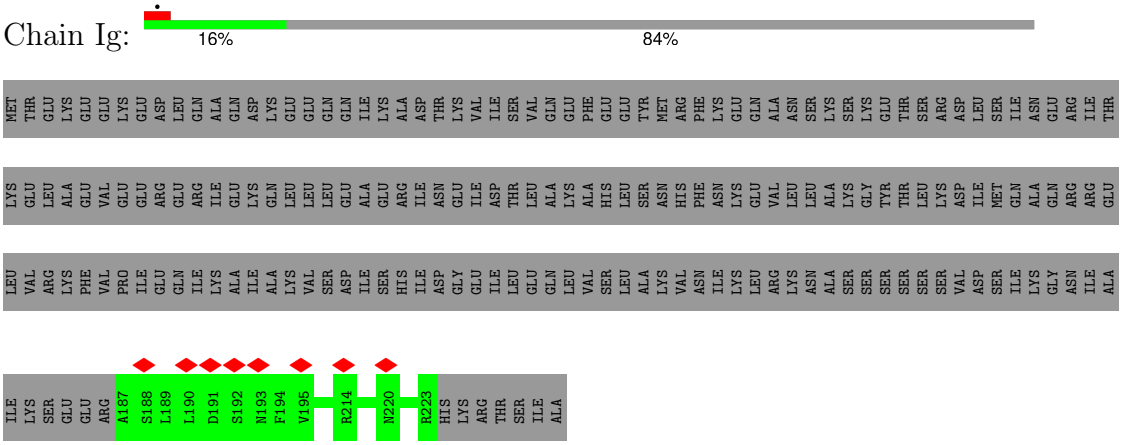

- Molecule 5: Scaffold protein

Chain Ih:





• Molecule 5: Scaffold protein

Chain Ii:



• Molecule 5: Scaffold protein

Chain Ij:

• Molecule 5: Scaffold protein

Chain Ik:

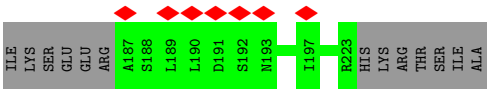

• Molecule 5: Scaffold protein

Chain Il:



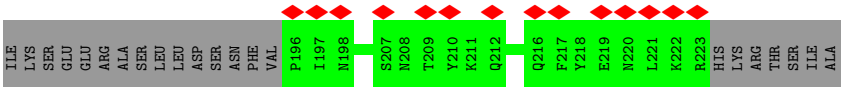

• Molecule 5: Scaffold protein

Chain Im:

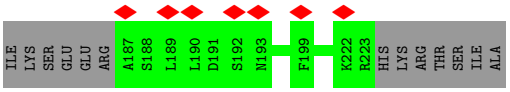

• Molecule 5: Scaffold protein

Chain In:

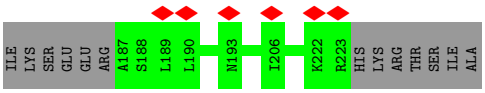

• Molecule 5: Scaffold protein

Chain Io:



- Molecule 5: Scaffold protein

Chain Ip:

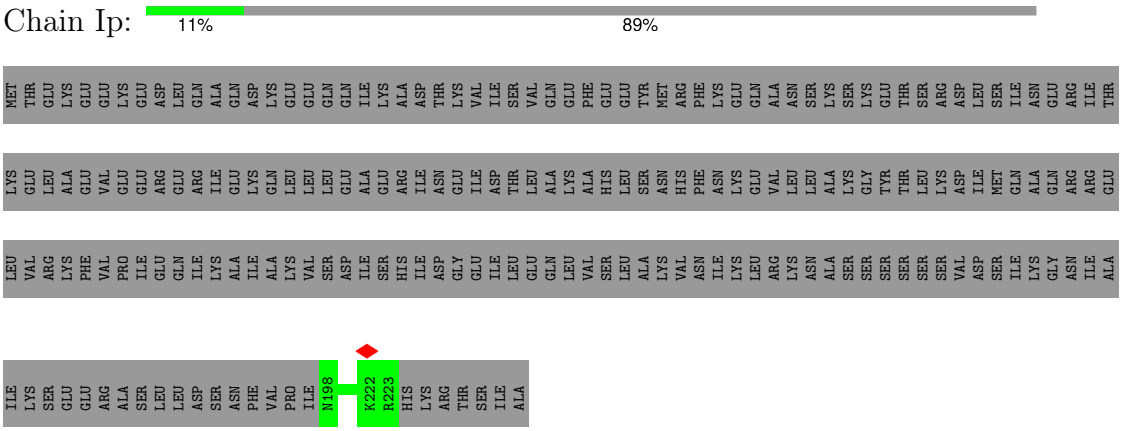

- Molecule 5: Scaffold protein

Chain Iq:

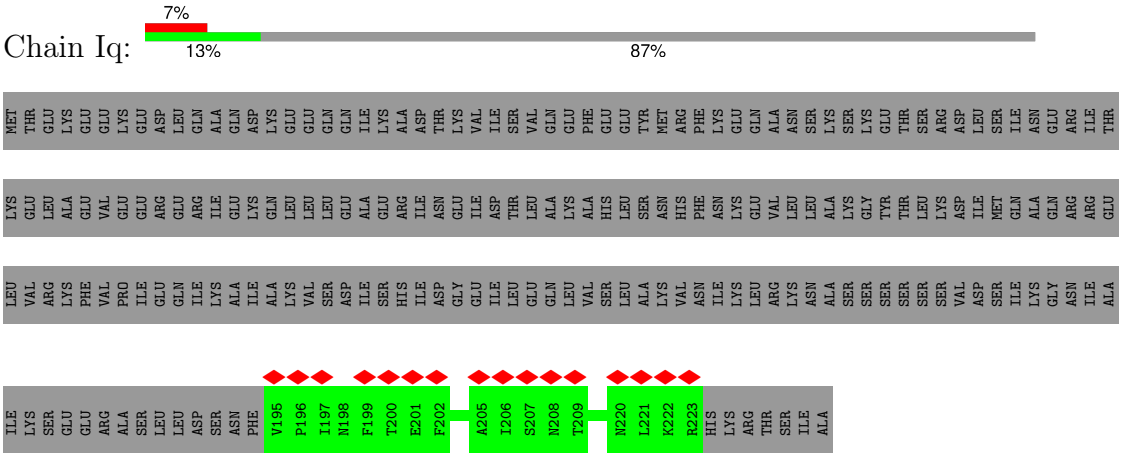

- Molecule 5: Scaffold protein

Chain Ir:



• Molecule 5: Scaffold protein

Chain Is:

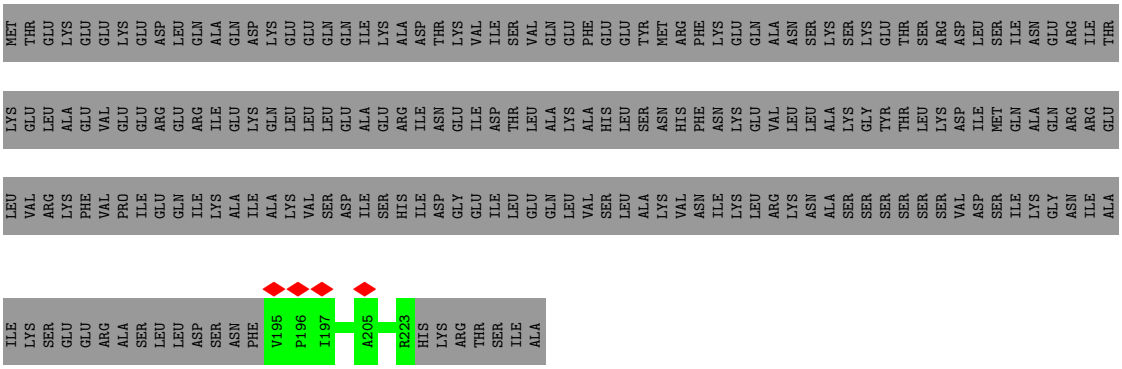

• Molecule 5: Scaffold protein

Chain It:



• Molecule 5: Scaffold protein

Chain Iu:

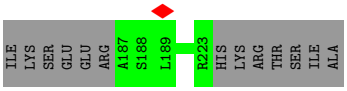

• Molecule 5: Scaffold protein

Chain Iv:



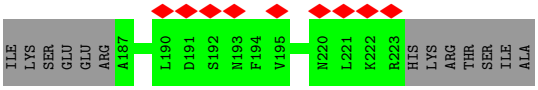

• Molecule 5: Scaffold protein

Chain Iw:

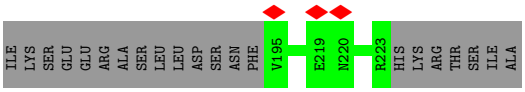

• Molecule 5: Scaffold protein

Chain Ix:

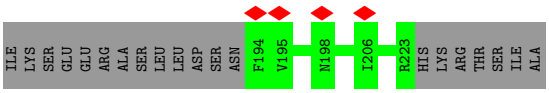

• Molecule 5: Scaffold protein

Chain Iy:

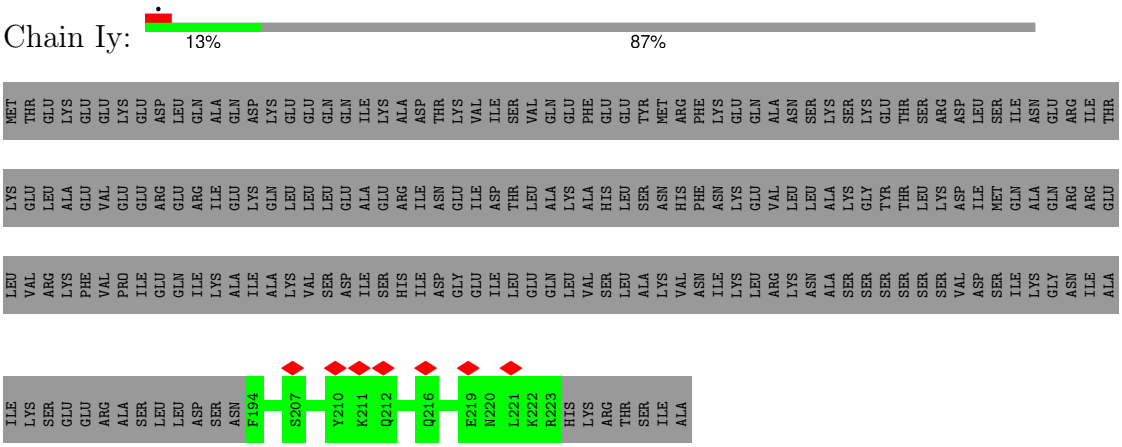

- Molecule 5: Scaffold protein

Chain Iz:



- Molecule 5: Scaffold protein

Chain JA:

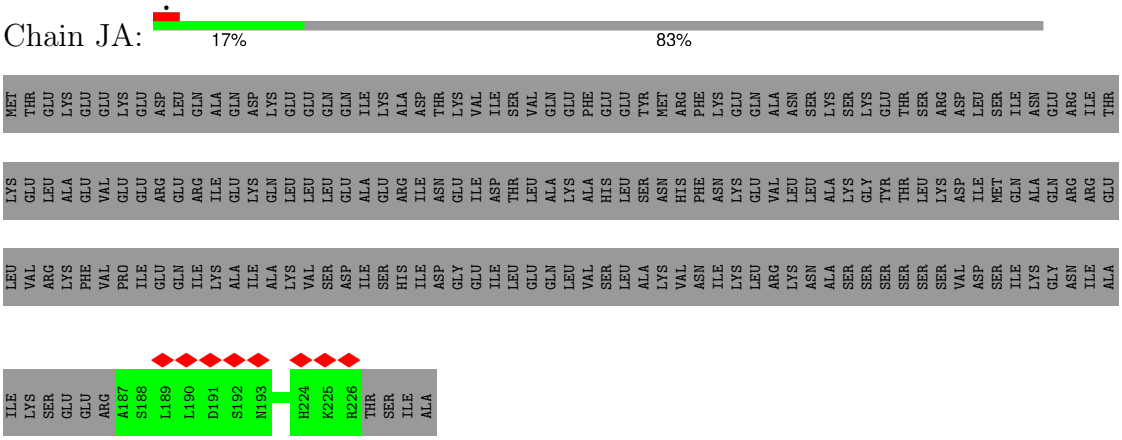

- Molecule 5: Scaffold protein

Chain JB:





• Molecule 5: Scaffold protein

Chain JC:

• Molecule 5: Scaffold protein

Chain JD:

• Molecule 5: Scaffold protein

Chain JE:

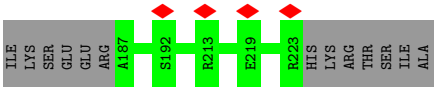

• Molecule 5: Scaffold protein

Chain JF:



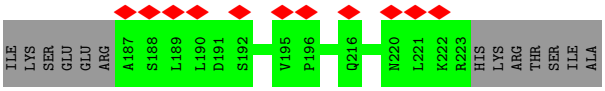

• Molecule 5: Scaffold protein

Chain JG:

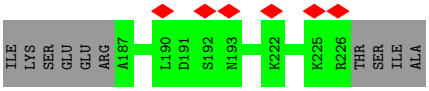

• Molecule 5: Scaffold protein

Chain JH:

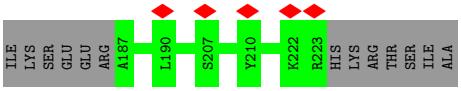

• Molecule 5: Scaffold protein

Chain JI:



- Molecule 5: Scaffold protein

Chain JJ:

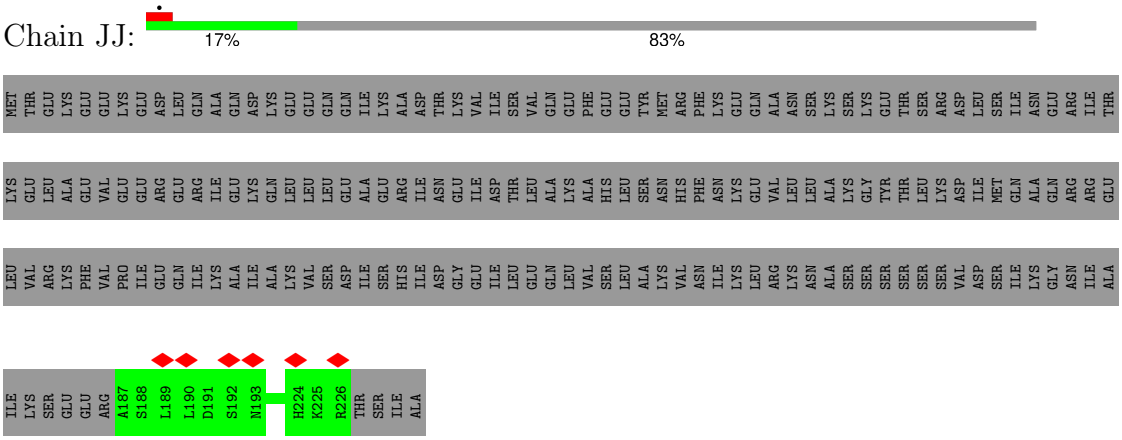

- Molecule 5: Scaffold protein

Chain JK:

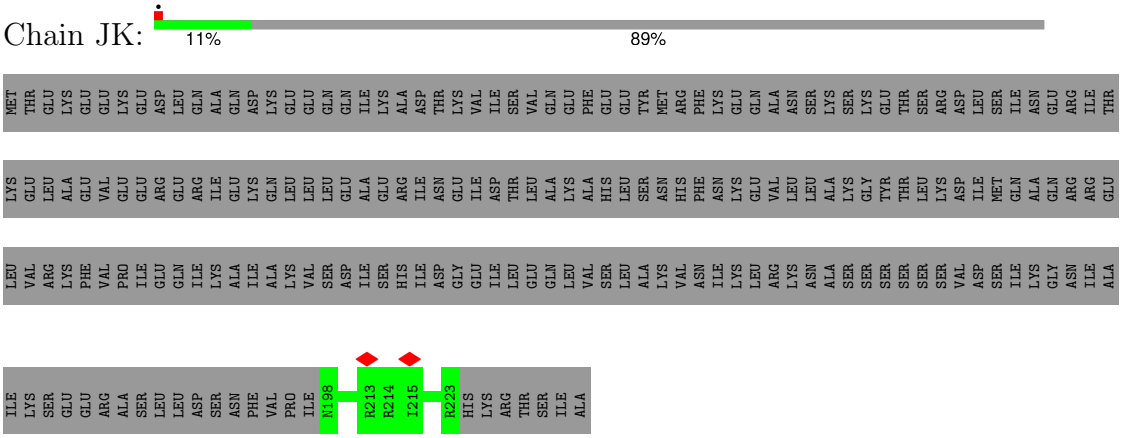

- Molecule 5: Scaffold protein

Chain JL:

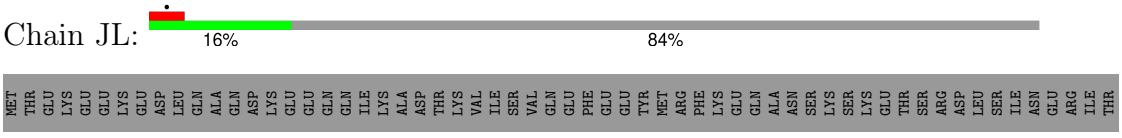



- Molecule 5: Scaffold protein

Chain JM:

- Molecule 5: Scaffold protein

Chain JN:



- Molecule 5: Scaffold protein

Chain JO:

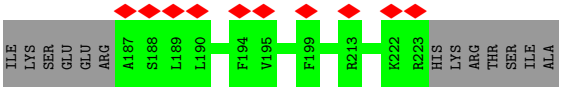

• Molecule 5: Scaffold protein

Chain JP:



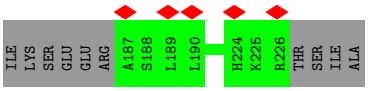

• Molecule 5: Scaffold protein

Chain JQ:

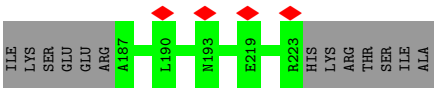

• Molecule 5: Scaffold protein

Chain JR:

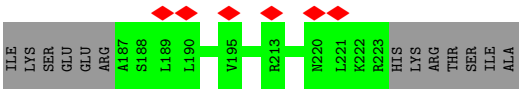

• Molecule 5: Scaffold protein

Chain JS:

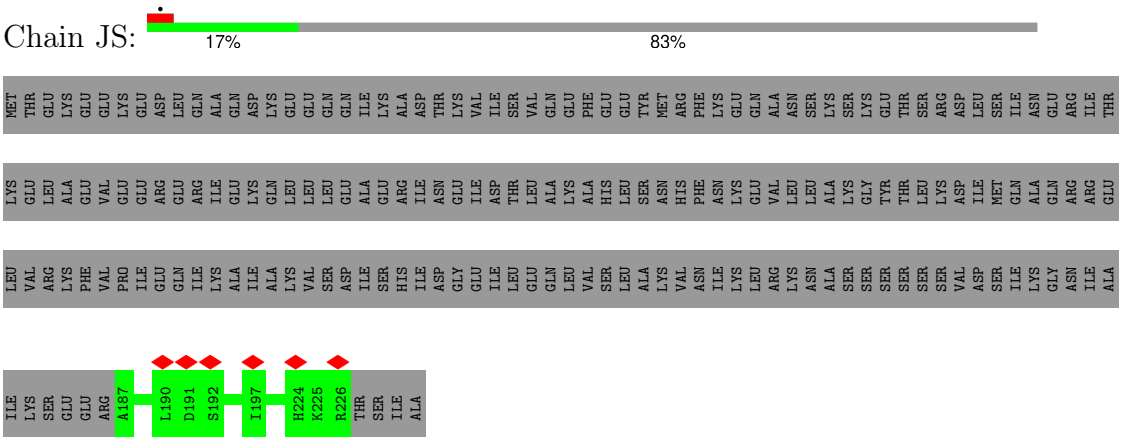

- Molecule 5: Scaffold protein

Chain JT:

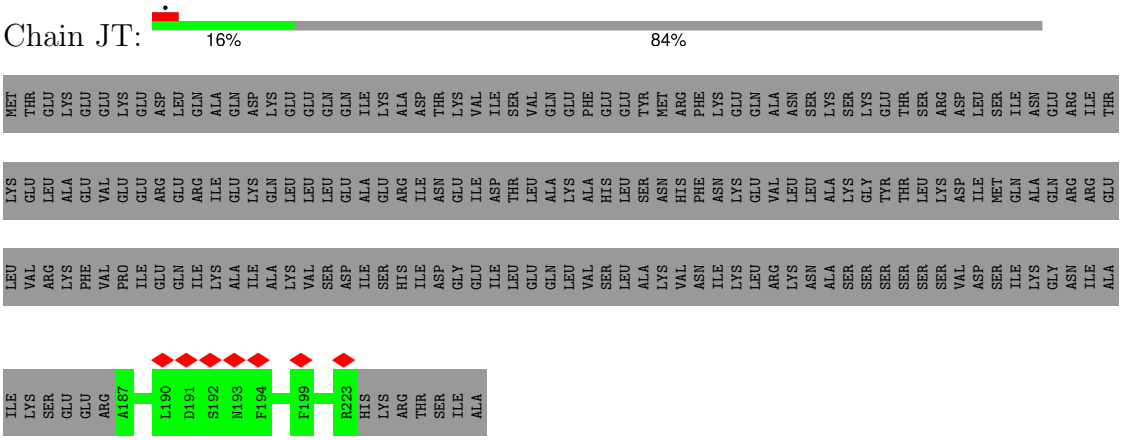

- Molecule 5: Scaffold protein

Chain JU:

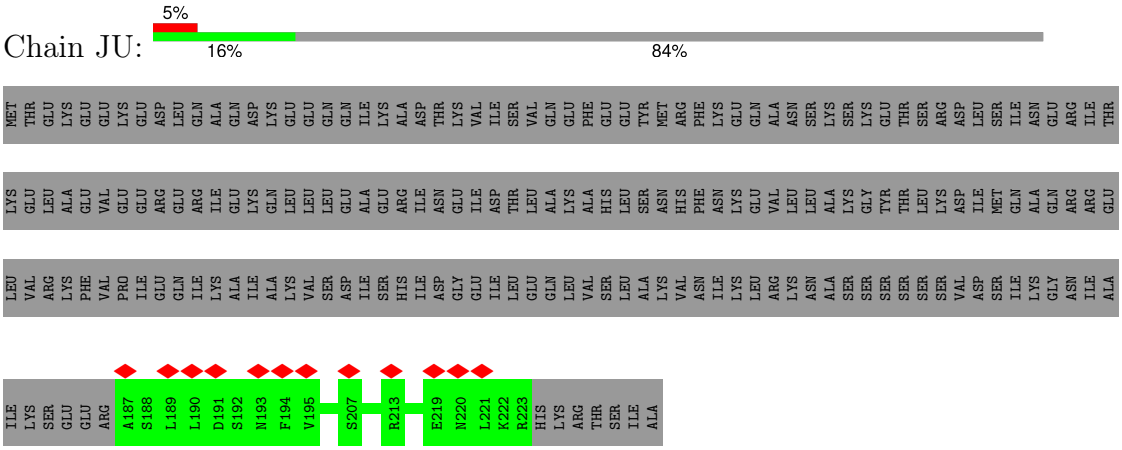

- Molecule 5: Scaffold protein

Chain JV:





• Molecule 5: Scaffold protein

Chain JW:

• Molecule 5: Scaffold protein

Chain JX:

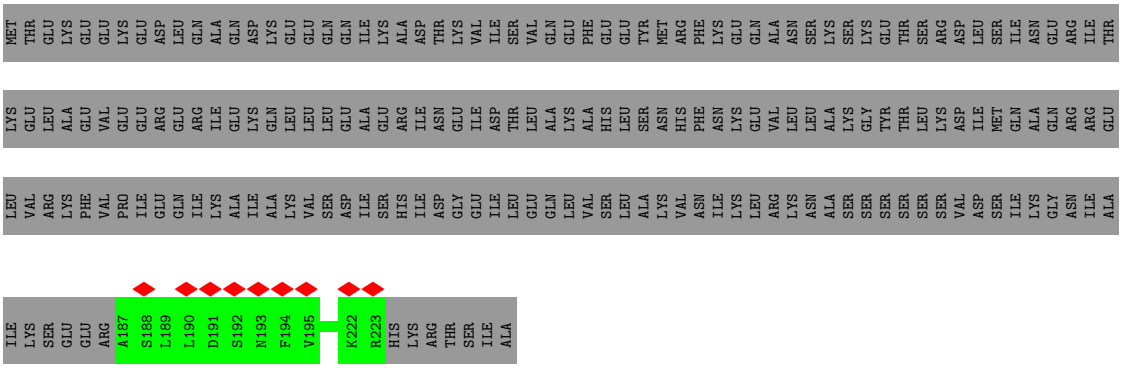

• Molecule 5: Scaffold protein

Chain JY:

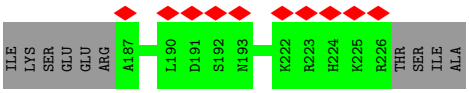

• Molecule 5: Scaffold protein

Chain JZ:



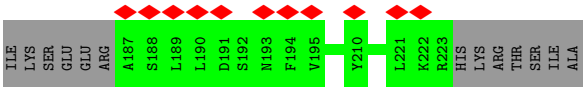

• Molecule 5: Scaffold protein

Chain Ja:

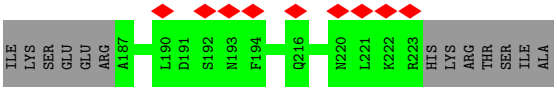

• Molecule 5: Scaffold protein

Chain Jb:

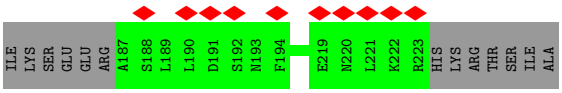

• Molecule 5: Scaffold protein

Chain Jc:



- Molecule 5: Scaffold protein

Chain Jd:

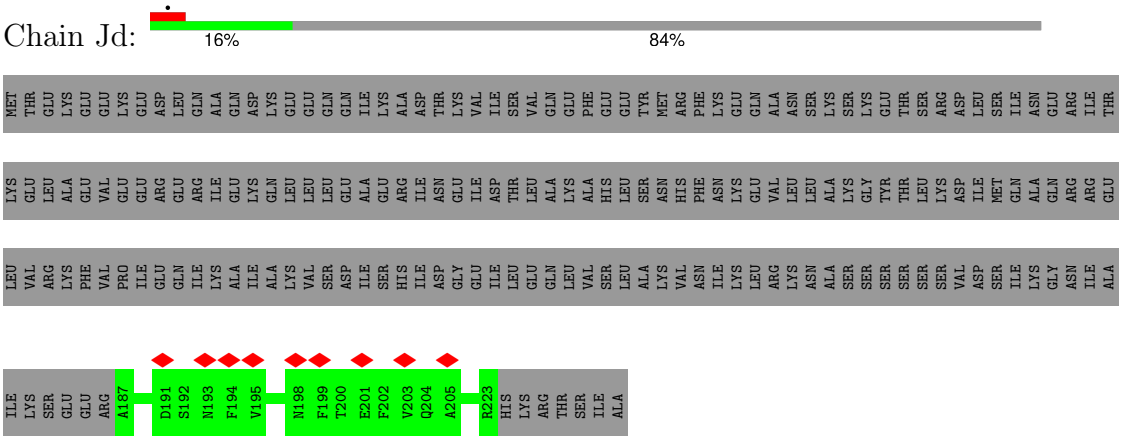

- Molecule 5: Scaffold protein

Chain Mo:

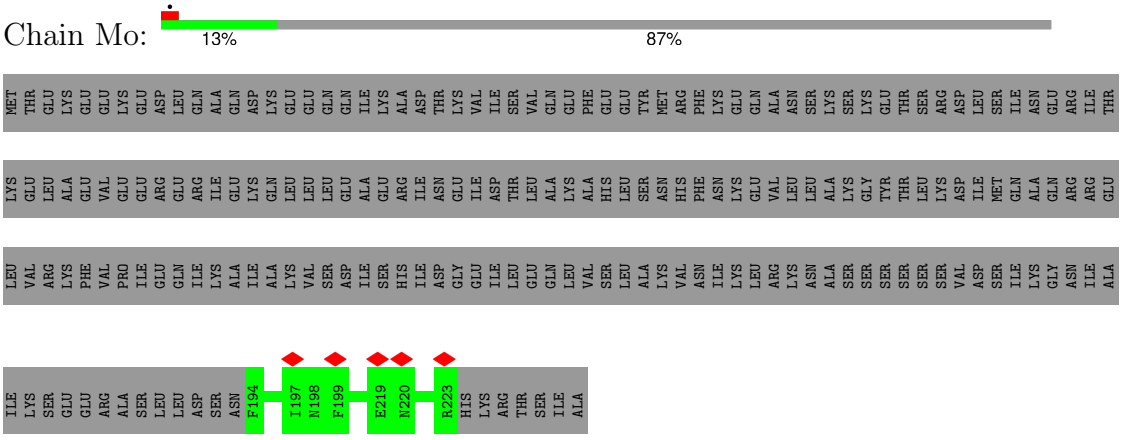

- Molecule 5: Scaffold protein

Chain Mp:

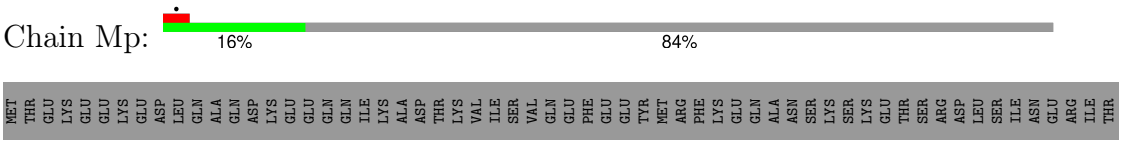



- Molecule 5: Scaffold protein

Chain Mq:



- Molecule 5: Scaffold protein

Chain Mr:

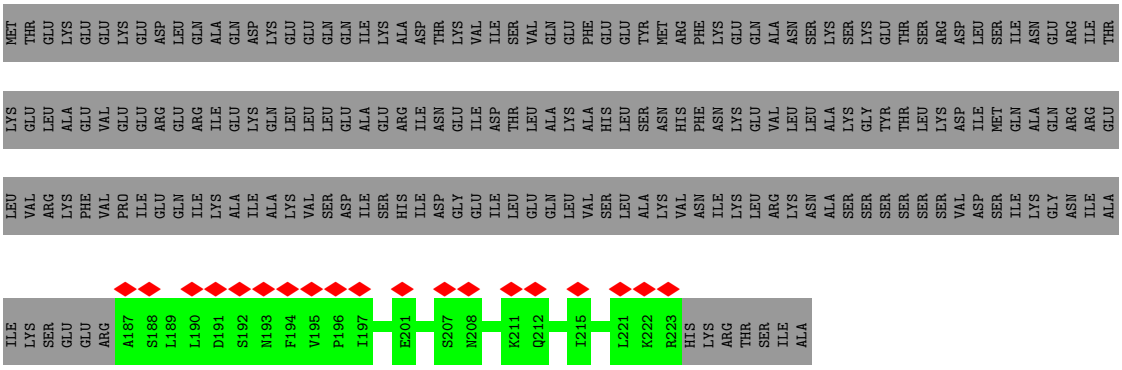

- Molecule 5: Scaffold protein

Chain Ms:

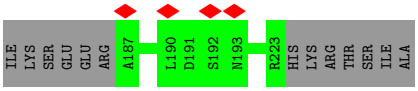

• Molecule 5: Scaffold protein

Chain Mt:

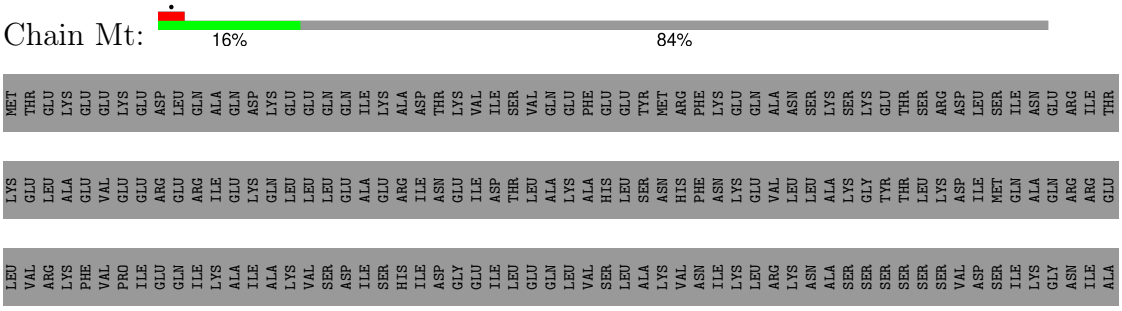

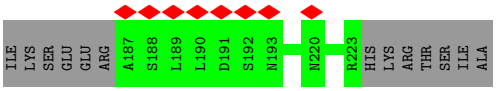

• Molecule 5: Scaffold protein

Chain Mu:

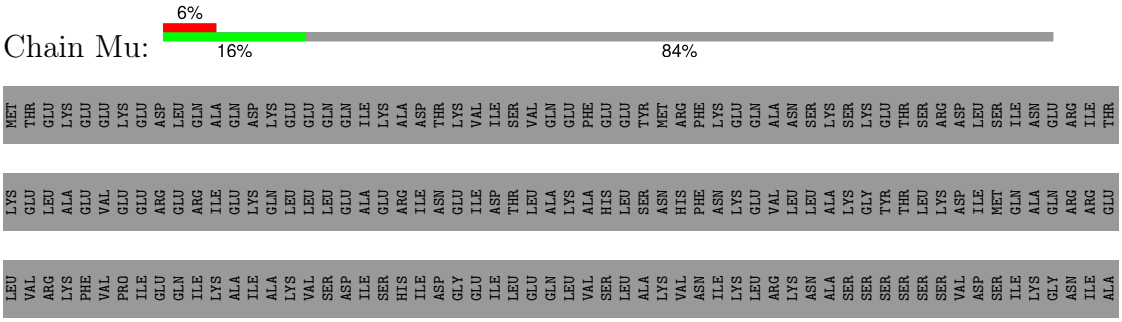



• Molecule 5: Scaffold protein

Chain Mv:

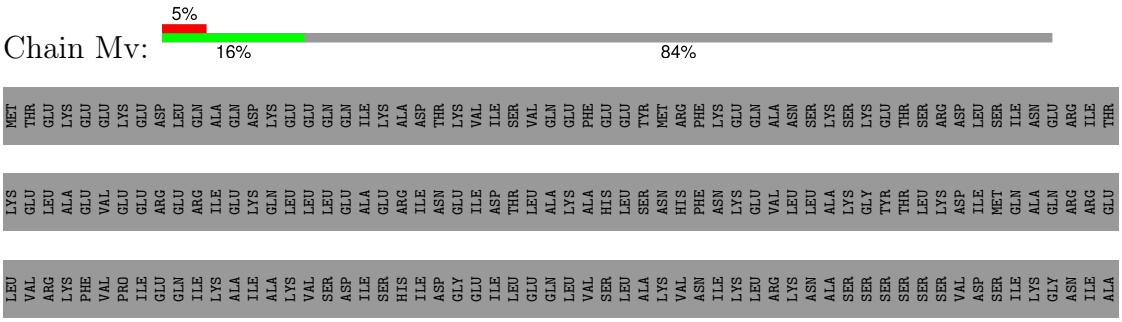

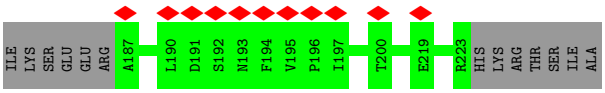

• Molecule 5: Scaffold protein

Chain Mw:

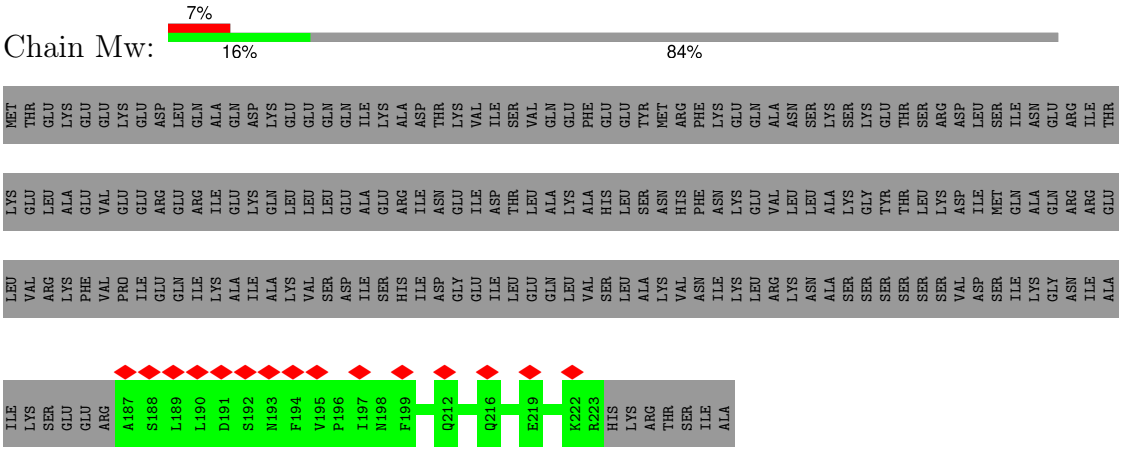

- Molecule 5: Scaffold protein

Chain Mx:

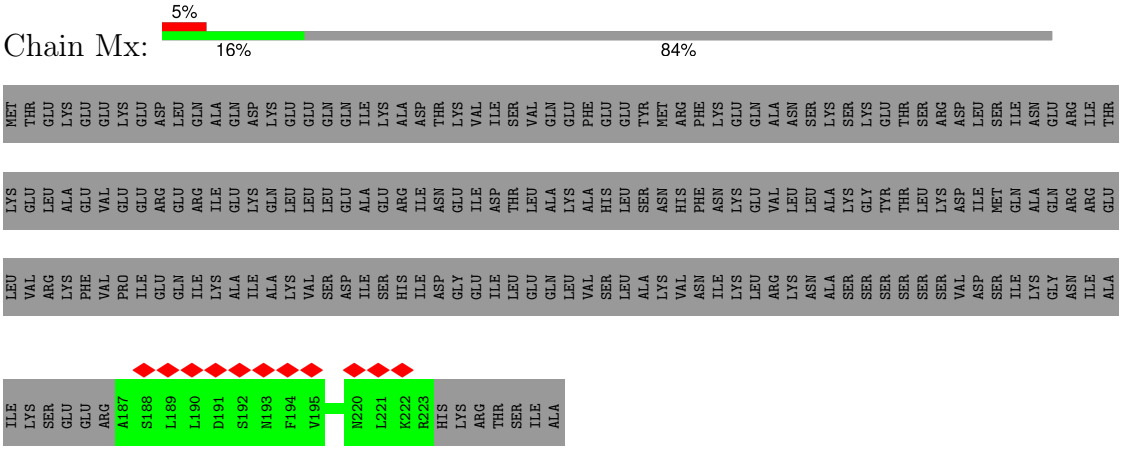

- Molecule 5: Scaffold protein

Chain My:

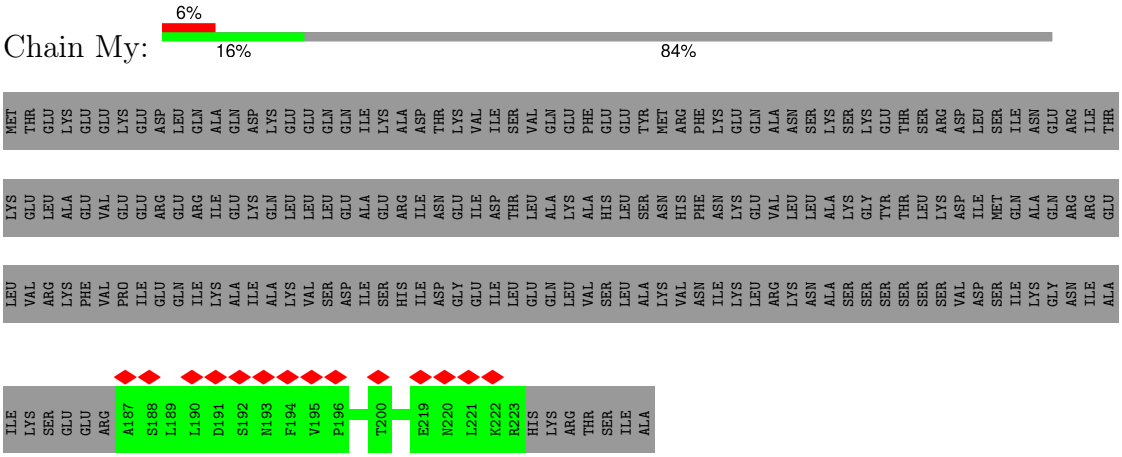

- Molecule 5: Scaffold protein

Chain Mz:





• Molecule 5: Scaffold protein

Chain NA:

• Molecule 5: Scaffold protein

Chain NB:

• Molecule 5: Scaffold protein

Chain NC:

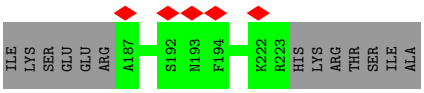

• Molecule 5: Scaffold protein

Chain ND:



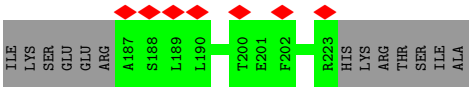

• Molecule 5: Scaffold protein

Chain NE:

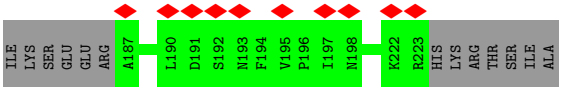

• Molecule 5: Scaffold protein

Chain NF:

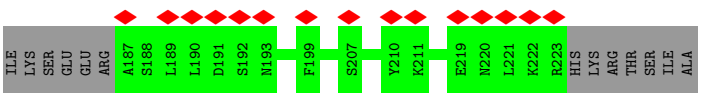

• Molecule 5: Scaffold protein

Chain NG: 16% 84%



- Molecule 5: Scaffold protein

Chain NH: 13% 87%

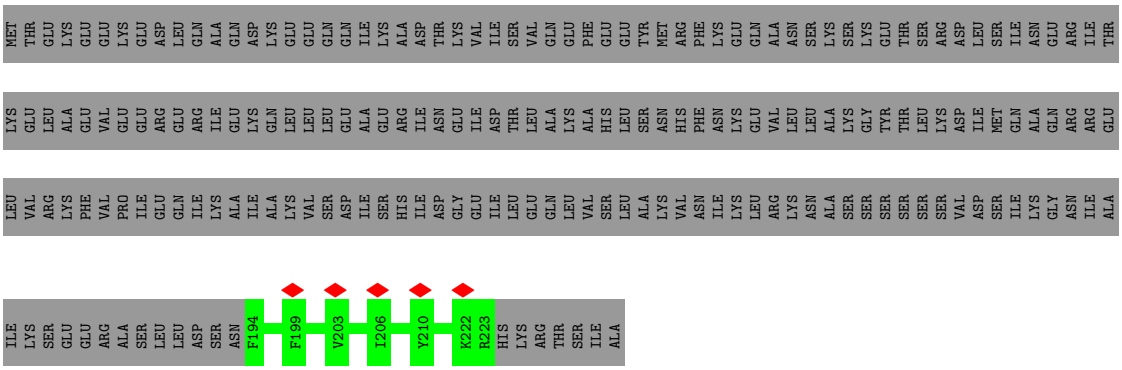

- Molecule 5: Scaffold protein

Chain NI: 16% 84%

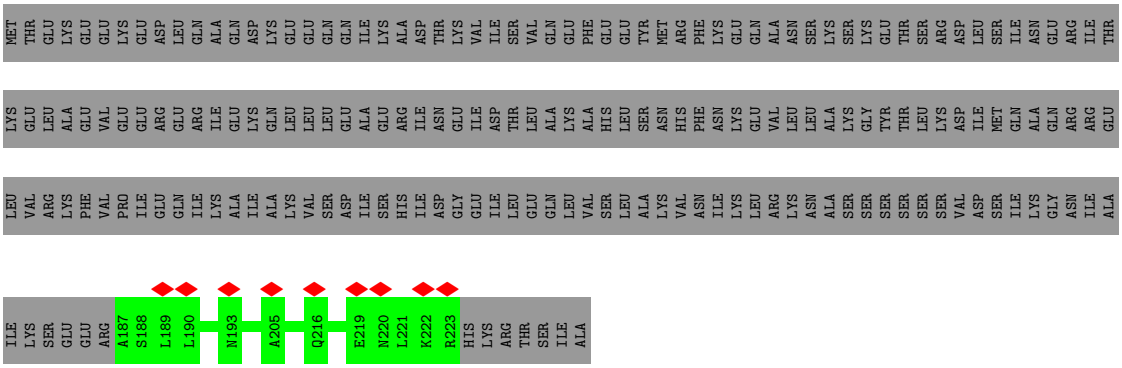

- Molecule 5: Scaffold protein

Chain NJ: 16% 84%



- Molecule 5: Scaffold protein

Chain NK:

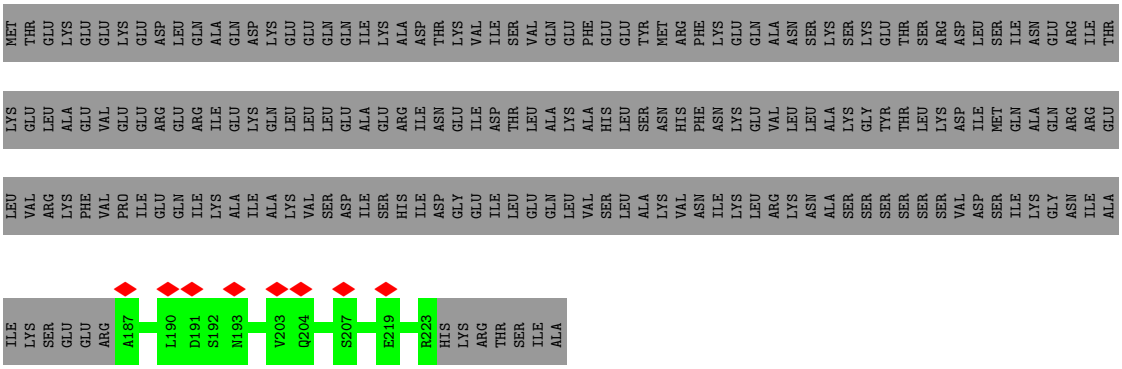

- Molecule 5: Scaffold protein

Chain NL:

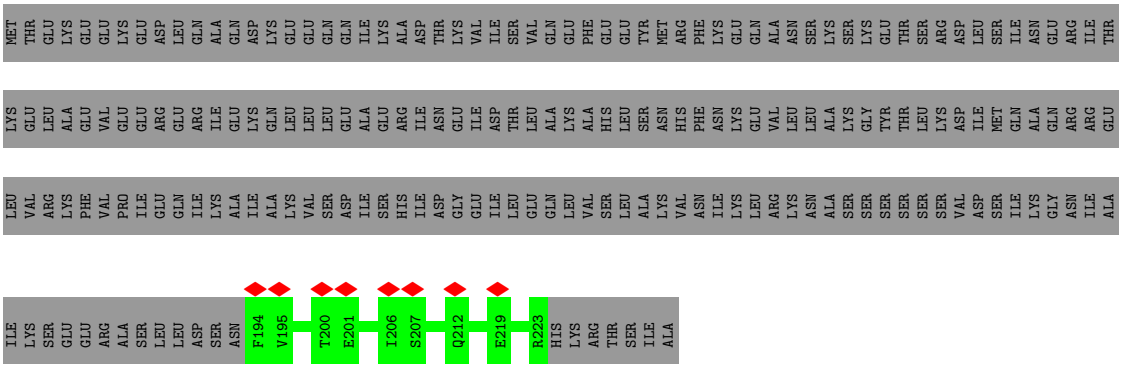

- Molecule 5: Scaffold protein

Chain NM:

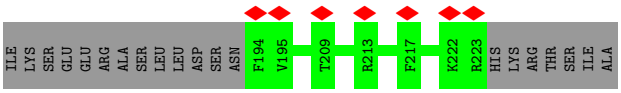

• Molecule 5: Scaffold protein

Chain NN:



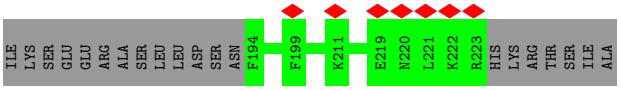

• Molecule 5: Scaffold protein

Chain NO:

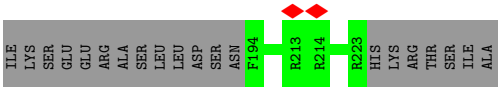

• Molecule 5: Scaffold protein

Chain NP:

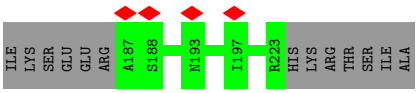

• Molecule 5: Scaffold protein

Chain NQ: 13% 87%

MET THR GLU LYS GLU GLU LYS GLU ASP LEU GLN ALA GLN ASP LYS GLU GLU GLN GLN ILE LYS ALA ASP THR LYS VAL ILE SER VAL GLN GLU PHE GLU GLU TYR MET ARG PHE LYS GLU GLN ALA ASN SER LYS SER LYS GLU THR SER ARG ASP LEU SER ILE ASN GLU ARG ILE THR

LYS GLU LEU ALA GLU VAL GLU GLU ARG GLU ARG ILE GLU LYS GLN LEU LEU LEU GLU ALA GLU ARG ILE ASN GLU ILE ASP THR LEU ALA LYS ALA HIS LEU SER ASN HIS PHE ASN LYS GLU VAL LEU LEU ALA LYS GLY TYR THR LEU LYS ASP ILE MET GLN ALA GLN ARG ARG GLU

LEU VAL ARG LYS PHE VAL PRO ILE GLU GLN ILE LYS ALA ILE ALA LYS VAL SER ASP ILE SER HIS ILE ASP GLY GLU ILE LEU LEU GLU GLN LEU VAL SER LEU ALA LYS VAL ASN ILE LYS LEU ARG LYS ASN ALA SER SER SER SER SER SER VAL ASP SER ILE LYS GLY ASN ILE ALA

ILE LYS SER GLU GLU ARG ALA SER LEU LEU ASP SER ASN PHE V195 K222 R223 HIS LYS ARG THR SER ILE ALA

- Molecule 5: Scaffold protein

Chain NR: 16% 84%

MET THR GLU LYS GLU GLU LYS GLU ASP LEU GLN ALA GLN ASP LYS GLU GLU GLN GLN ILE LYS ALA ASP THR LYS VAL ILE SER VAL GLN GLU PHE GLU GLU TYR MET ARG PHE LYS GLU GLN ALA ASN SER LYS SER LYS GLU THR SER ARG ASP LEU SER ILE ASN GLU ARG ILE THR

LYS GLU LEU ALA GLU VAL GLU GLU ARG GLU ARG ILE GLU LYS GLN LEU LEU LEU GLU ALA GLU ARG ILE ASN GLU ILE ASP THR LEU ALA LYS ALA HIS LEU SER ASN HIS PHE ASN LYS GLU VAL LEU LEU ALA LYS GLY TYR THR LEU LYS ASP ILE MET GLN ALA GLN ARG ARG GLU

LEU VAL ARG LYS PHE VAL PRO ILE GLU GLN ILE LYS ALA ILE ALA LYS VAL SER ASP ILE SER HIS ILE ASP GLY GLU ILE LEU LEU GLU GLN LEU VAL SER LEU ALA LYS VAL ASN ILE LYS LEU ARG LYS ASN ALA SER SER SER SER SER SER VAL ASP SER ILE LYS GLY ASN ILE ALA

ILE LYS SER GLU GLU ARG A187 L190 D191 S192 N193 F194 V195 P196 Y210 N220 L221 K222 R223 HIS LYS ARG THR SER ILE ALA

- Molecule 5: Scaffold protein

Chain NS: 16% 84%

MET THR GLU LYS GLU GLU LYS GLU ASP LEU GLN ALA GLN ASP LYS GLU GLU GLN GLN ILE LYS ALA ASP THR LYS VAL ILE SER VAL GLN GLU PHE GLU GLU TYR MET ARG PHE LYS GLU GLN ALA ASN SER LYS SER LYS GLU THR SER ARG ASP LEU SER ILE ASN GLU ARG ILE THR

LYS GLU LEU ALA GLU VAL GLU GLU ARG GLU ARG ILE GLU LYS GLN LEU LEU LEU GLU ALA GLU ARG ILE ASN GLU ILE ASP THR LEU ALA LYS ALA HIS LEU SER ASN HIS PHE ASN LYS GLU VAL LEU LEU ALA LYS GLY TYR THR LEU LYS ASP ILE MET GLN ALA GLN ARG ARG GLU

LEU VAL ARG LYS PHE VAL PRO ILE GLU GLN ILE LYS ALA ILE ALA LYS VAL SER ASP ILE SER HIS ILE ASP GLY GLU ILE LEU LEU GLU GLN LEU VAL SER LEU ALA LYS VAL ASN ILE LYS LEU ARG LYS ASN ALA SER SER SER SER SER SER VAL ASP SER ILE LYS GLY ASN ILE ALA

ILE LYS SER GLU GLU ARG A187 S192 N193 I197 R223 HIS LYS ARG THR SER ILE ALA

- Molecule 5: Scaffold protein

Chain NT: 16% 84%

MET THR GLU LYS GLU GLU LYS GLU ASP LEU GLN ALA GLN ASP LYS GLU GLU GLN GLN ILE LYS ALA ASP THR LYS VAL ILE SER VAL GLN GLU PHE GLU GLU TYR MET ARG PHE LYS GLU GLN ALA ASN SER LYS SER LYS GLU THR SER ARG ASP LEU SER ILE ASN GLU ARG ILE THR



• Molecule 5: Scaffold protein

Chain NU:

• Molecule 5: Scaffold protein

Chain NV:

• Molecule 5: Scaffold protein

Chain NW:

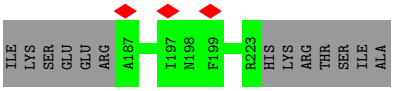

• Molecule 5: Scaffold protein

Chain NX:



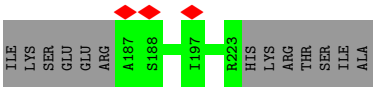

• Molecule 5: Scaffold protein

Chain NY:

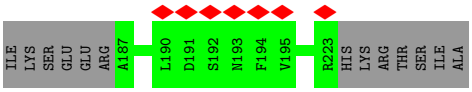

• Molecule 5: Scaffold protein

Chain NZ:

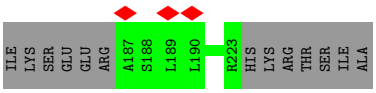

• Molecule 5: Scaffold protein

Chain Na:

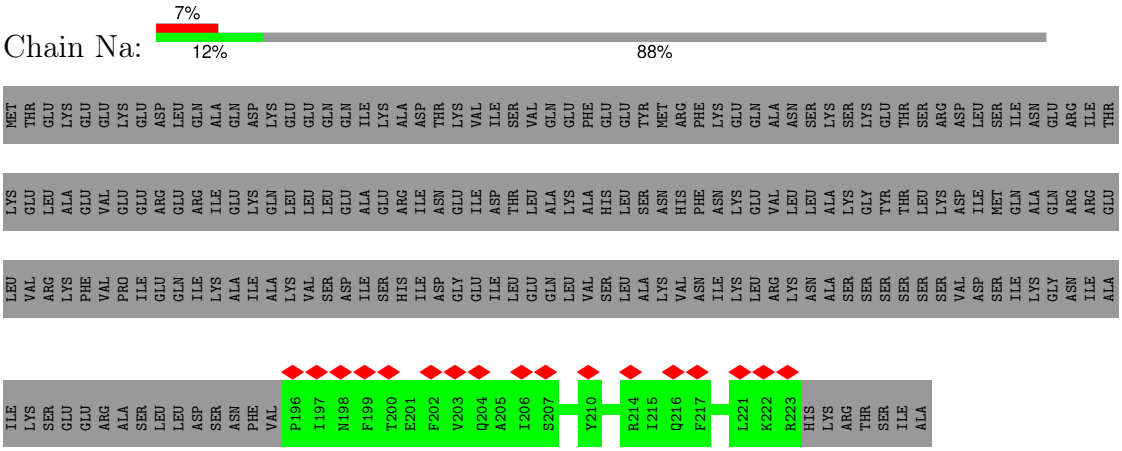

- Molecule 5: Scaffold protein

Chain Nb:

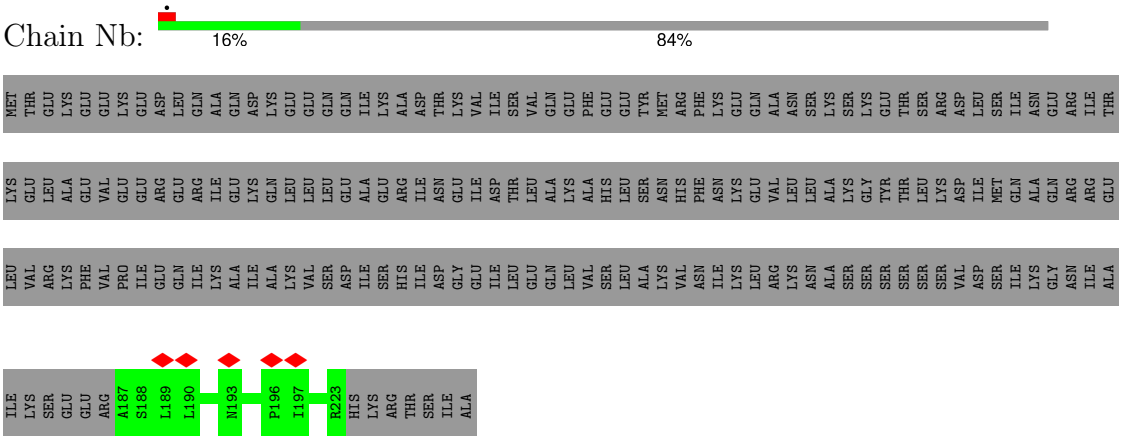

- Molecule 5: Scaffold protein

Chain Nc:

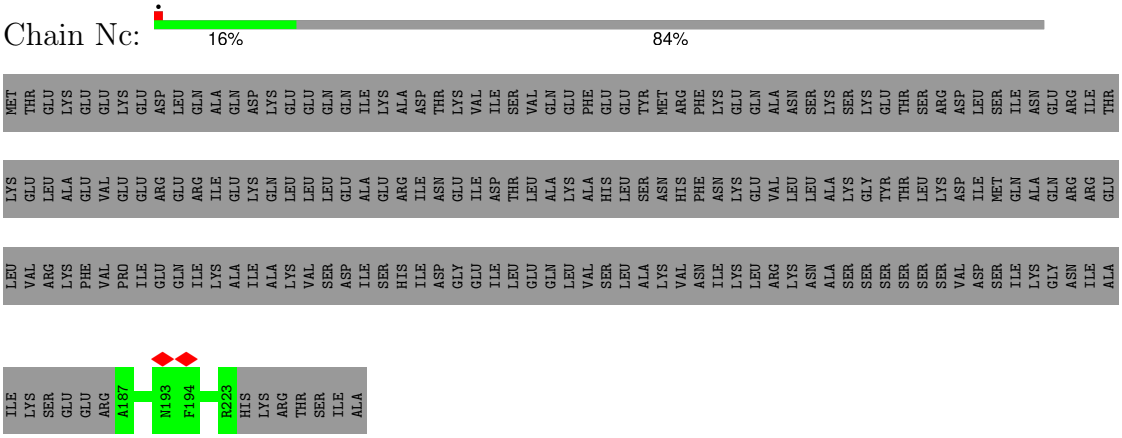

- Molecule 5: Scaffold protein

Chain Nd:

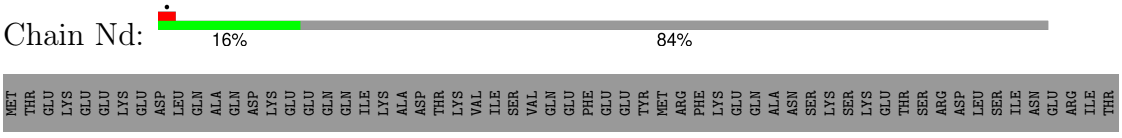



• Molecule 5: Scaffold protein

Chain Ne:

• Molecule 5: Scaffold protein

Chain Nf:

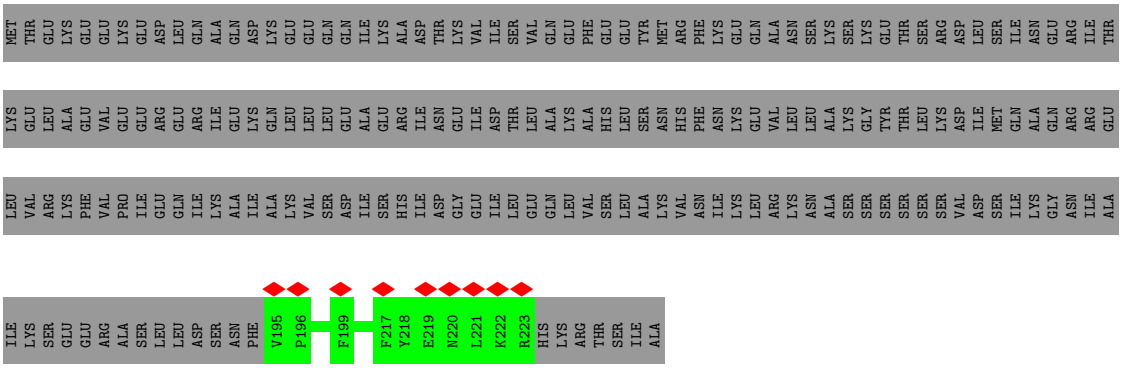

• Molecule 5: Scaffold protein

Chain Ng:

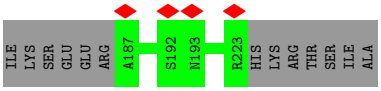

• Molecule 5: Scaffold protein

Chain Nh:



• Molecule 5: Scaffold protein

Chain Ni:



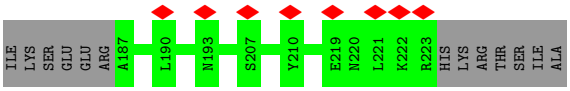

• Molecule 5: Scaffold protein

Chain Nj:

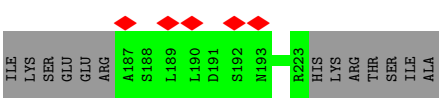

• Molecule 5: Scaffold protein

Chain Nk:

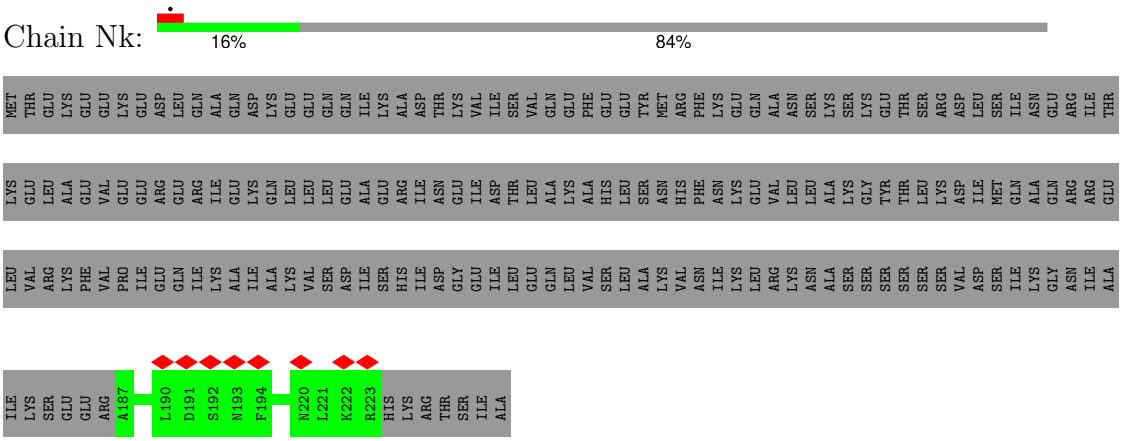

- Molecule 5: Scaffold protein

Chain Nl:

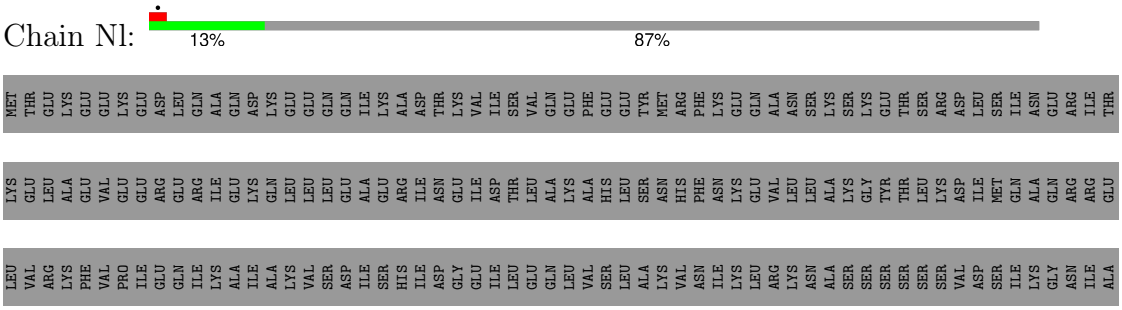

- Molecule 5: Scaffold protein

Chain Nm:

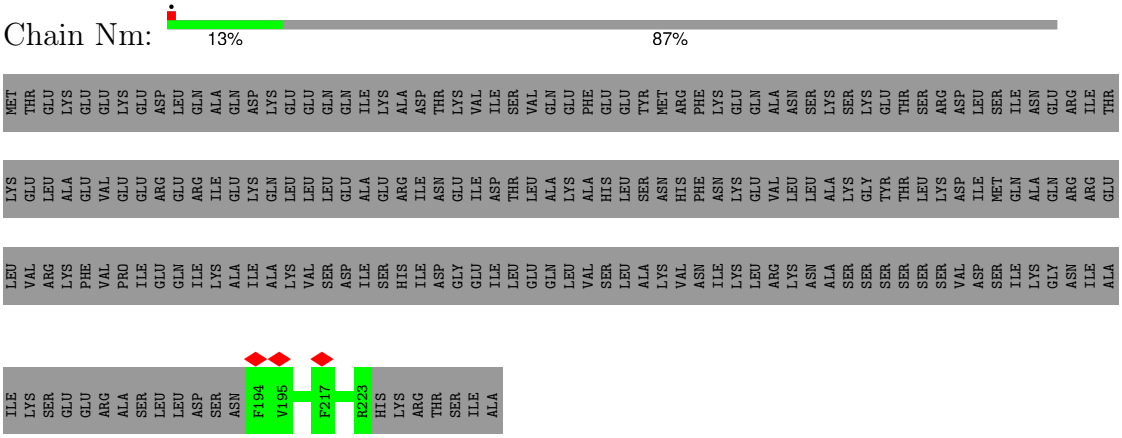

- Molecule 5: Scaffold protein

Chain Nn:





• Molecule 5: Scaffold protein

Chain No:

• Molecule 5: Scaffold protein

Chain Np:

• Molecule 5: Scaffold protein

Chain Nq:

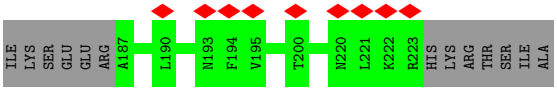

• Molecule 5: Scaffold protein

Chain Nr:



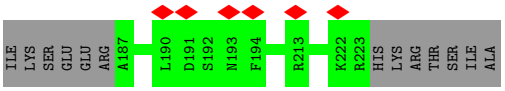

• Molecule 5: Scaffold protein

Chain Ns:

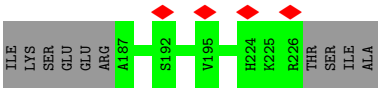

• Molecule 5: Scaffold protein

Chain Nt:

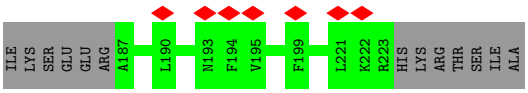

• Molecule 5: Scaffold protein

Chain Nu:

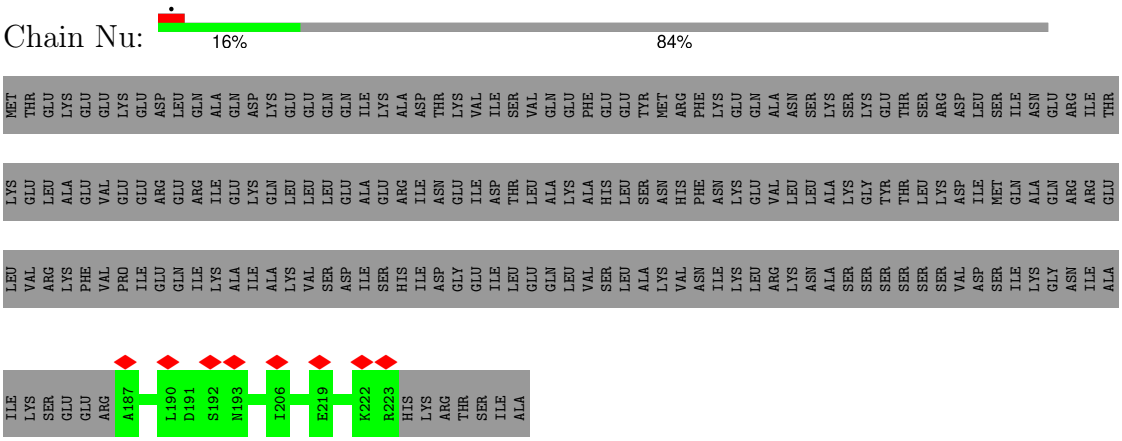

- Molecule 5: Scaffold protein

Chain Nv:

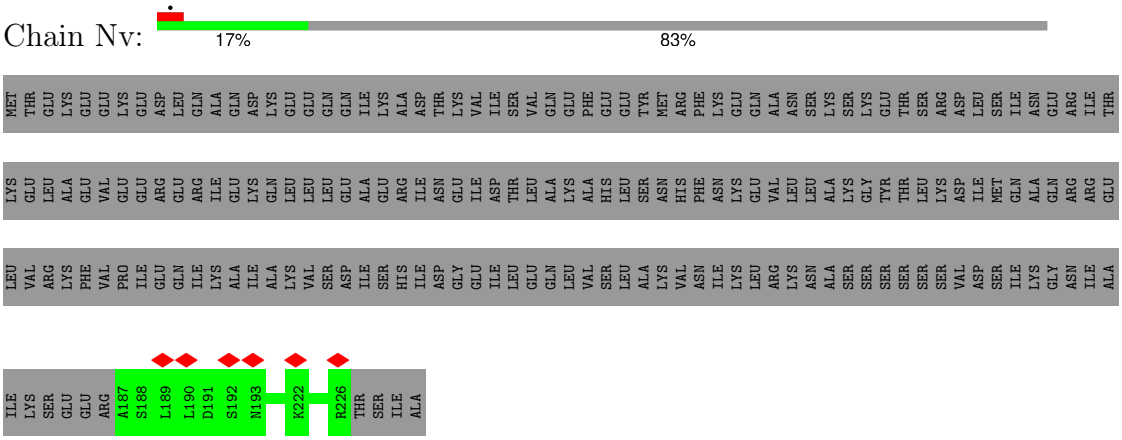

- Molecule 5: Scaffold protein

Chain Nw:

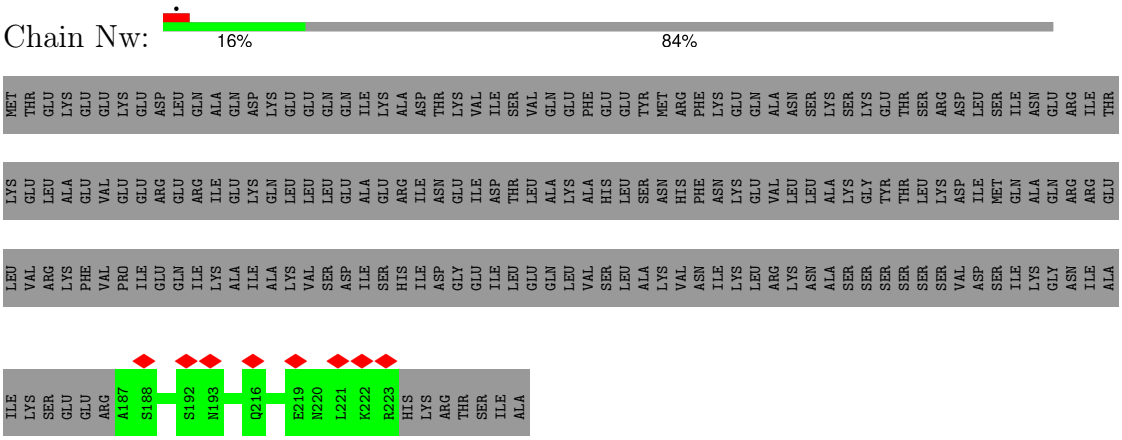

- Molecule 5: Scaffold protein

Chain Nx:

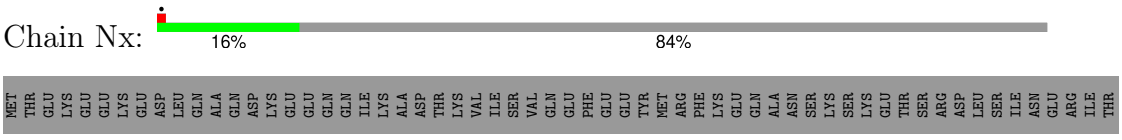



• Molecule 5: Scaffold protein

Chain Ny:



• Molecule 5: Scaffold protein

Chain Nz:



• Molecule 5: Scaffold protein

Chain OA:

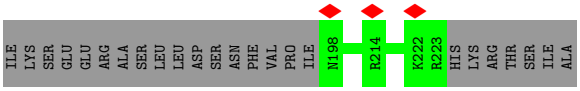

- Molecule 5: Scaffold protein

Chain OB:



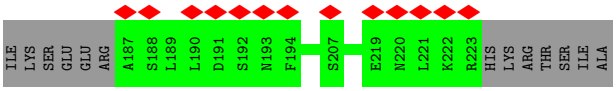

- Molecule 5: Scaffold protein

Chain OC:

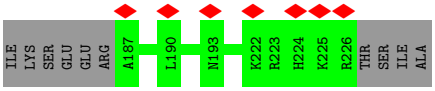

- Molecule 5: Scaffold protein

Chain OD:

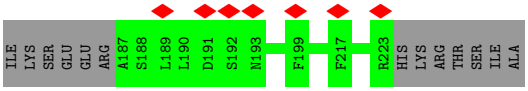

- Molecule 5: Scaffold protein

Chain OE:



- Molecule 5: Scaffold protein

Chain OF:

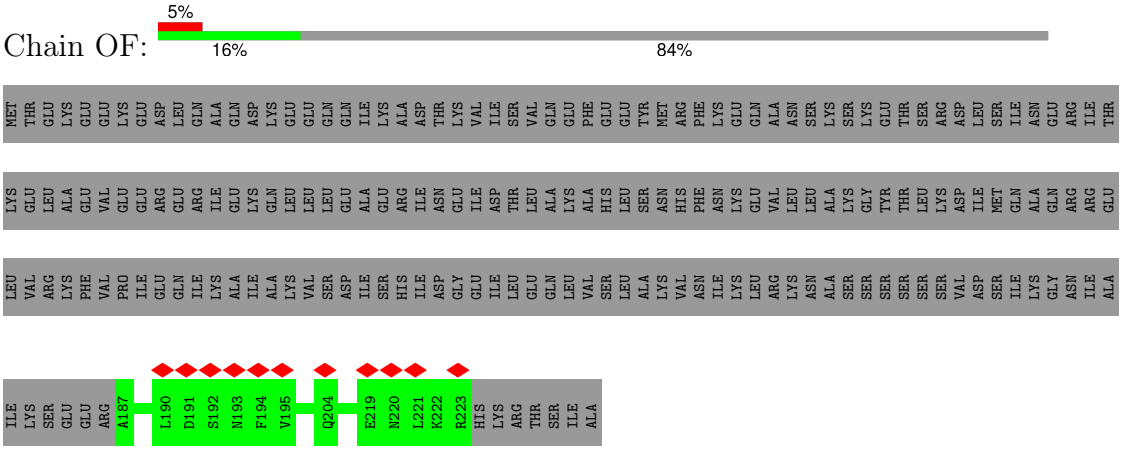

- Molecule 5: Scaffold protein

Chain OG:

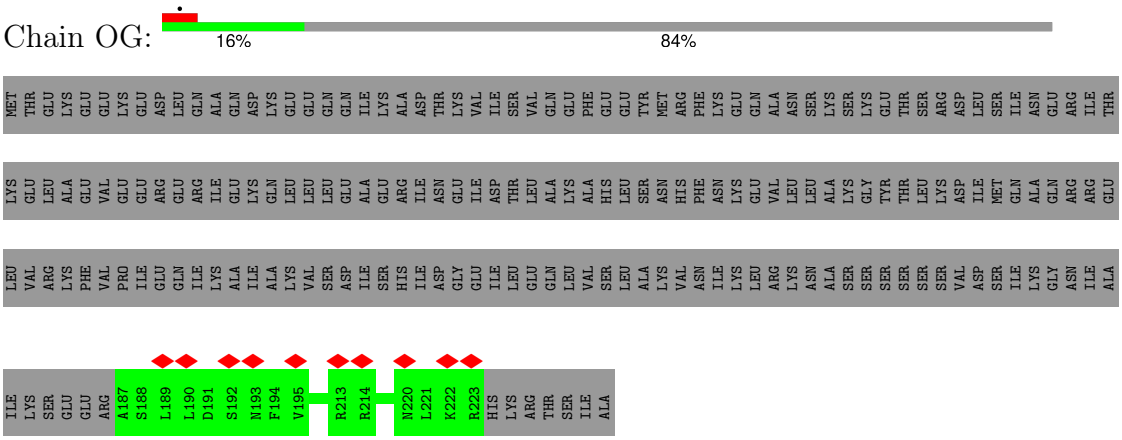

- Molecule 5: Scaffold protein

Chain OH:





- Molecule 5: Scaffold protein

Chain OI:



- Molecule 5: Scaffold protein

Chain OJ:

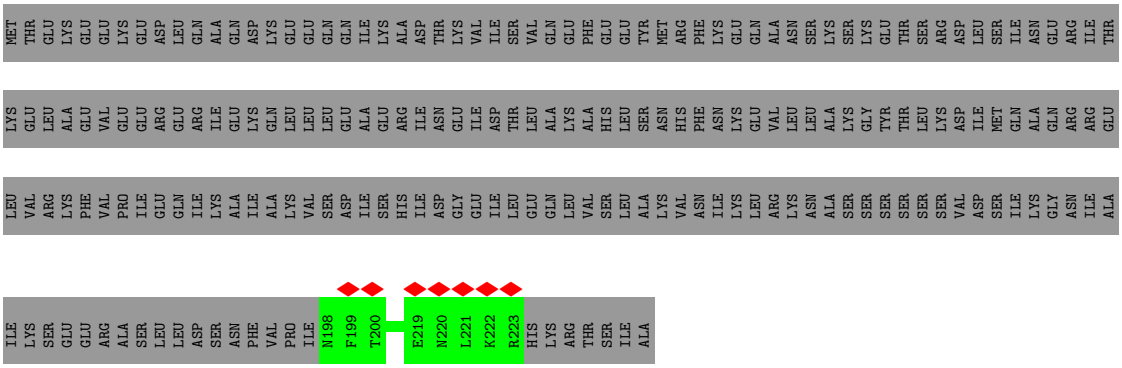

- Molecule 5: Scaffold protein

Chain OK:

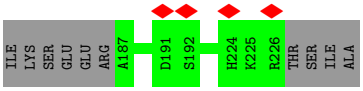

• Molecule 5: Scaffold protein

Chain OL:



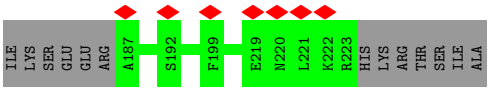

• Molecule 5: Scaffold protein

Chain OM:

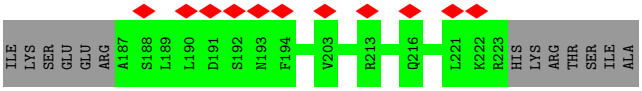

• Molecule 5: Scaffold protein

Chain ON:

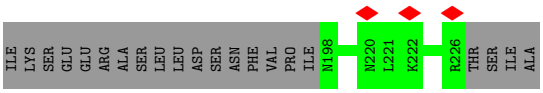

• Molecule 5: Scaffold protein

Chain OO:



- Molecule 5: Scaffold protein

Chain OP:

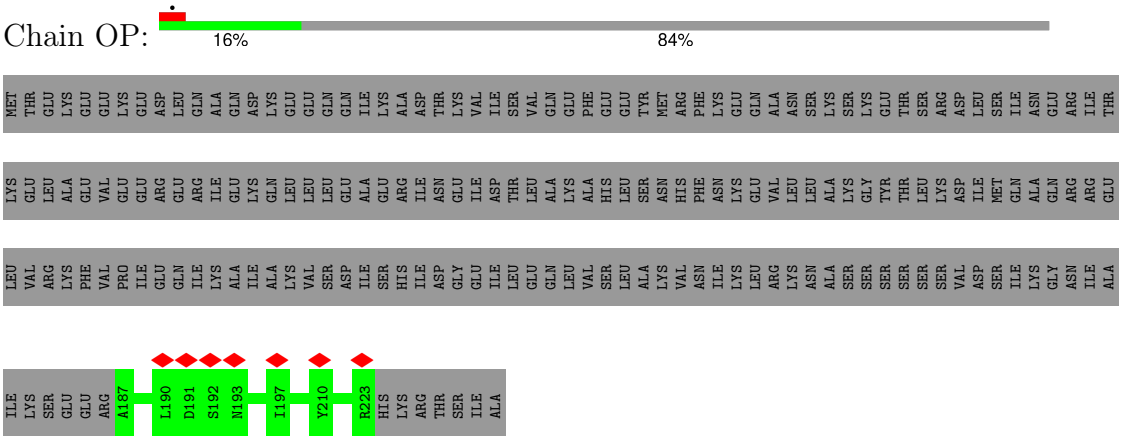

- Molecule 5: Scaffold protein

Chain OQ:

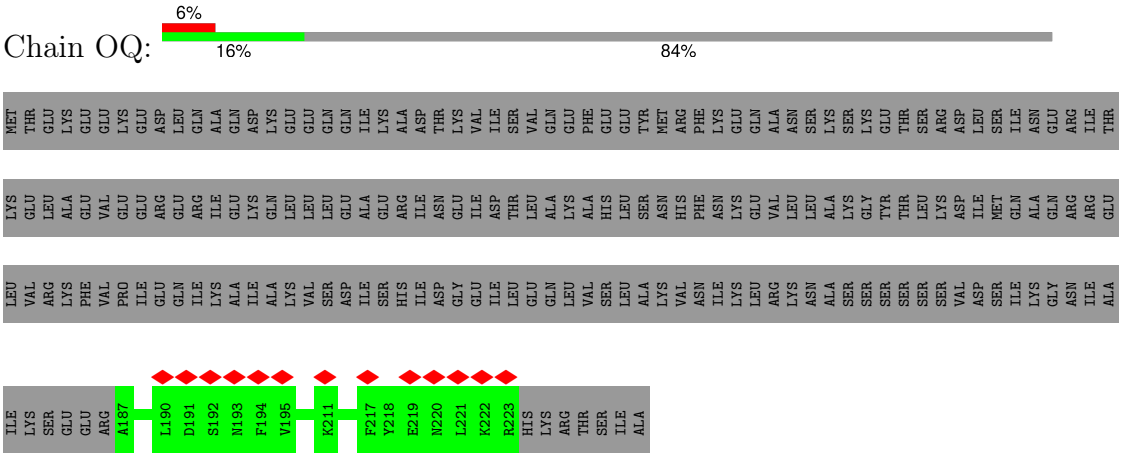

- Molecule 5: Scaffold protein

Chain OR:





• Molecule 5: Scaffold protein

Chain OS:



• Molecule 5: Scaffold protein

Chain Rd:

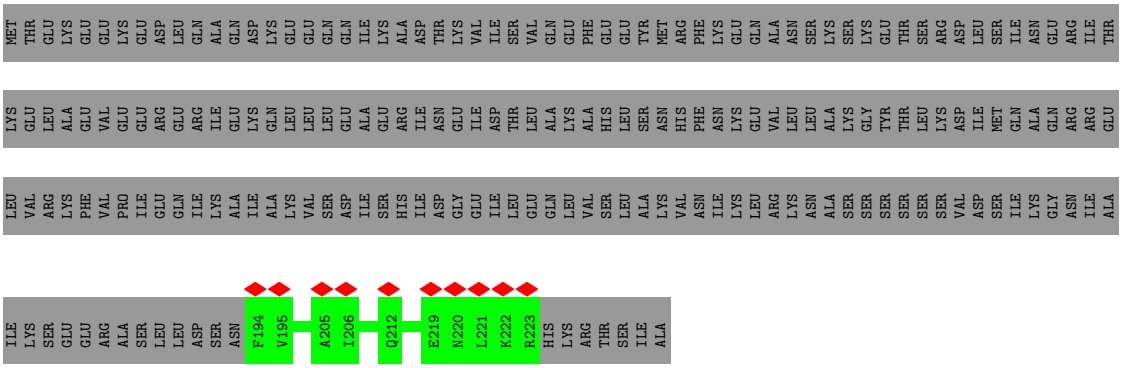

• Molecule 5: Scaffold protein

Chain Re:

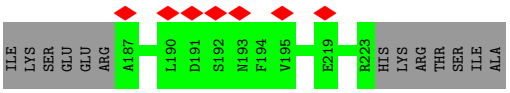

• Molecule 5: Scaffold protein

Chain Rf:



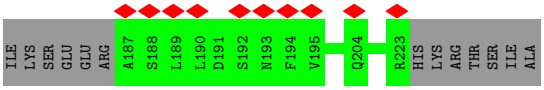

• Molecule 5: Scaffold protein

Chain Rg:

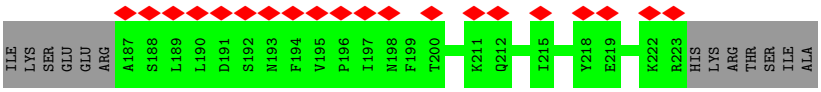

• Molecule 5: Scaffold protein

Chain Rh:

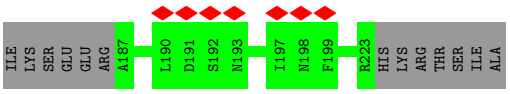

• Molecule 5: Scaffold protein

Chain Ri:

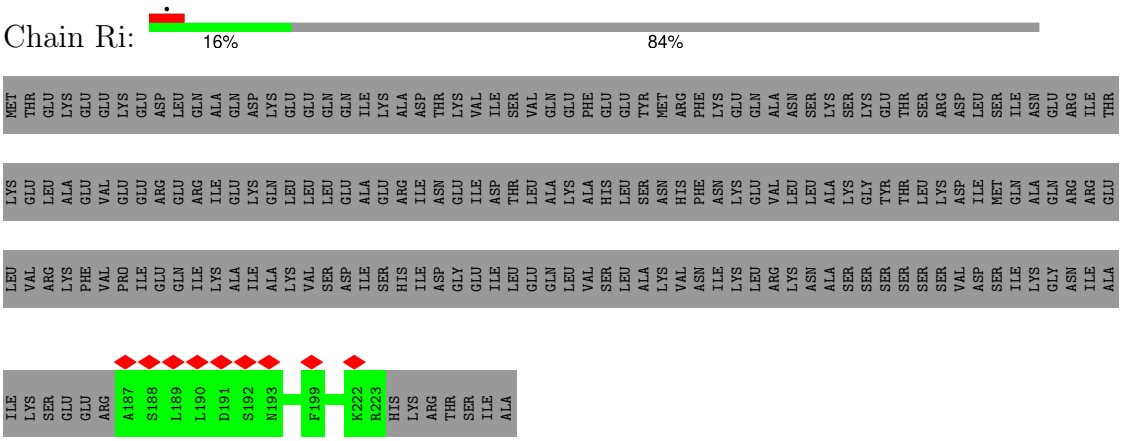

- Molecule 5: Scaffold protein

Chain Rj:

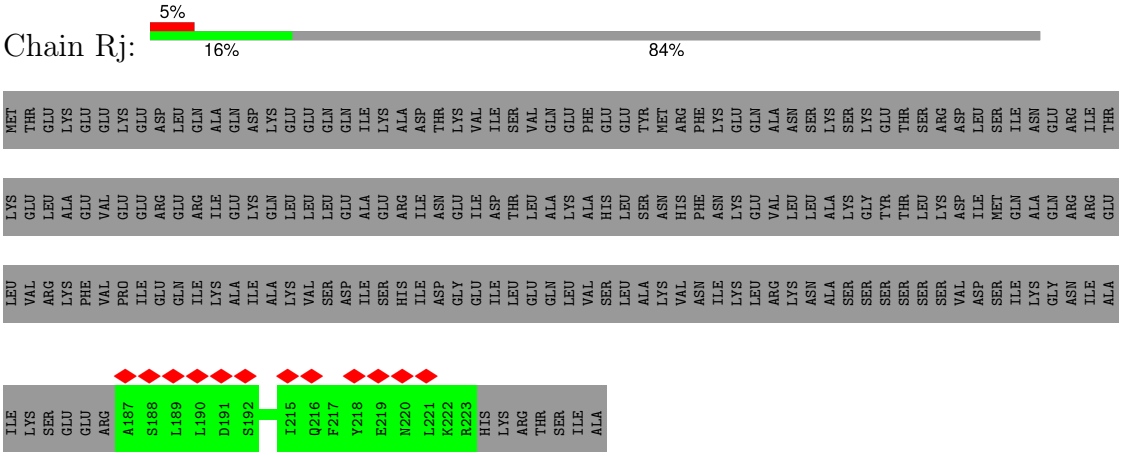

- Molecule 5: Scaffold protein

Chain Rk:

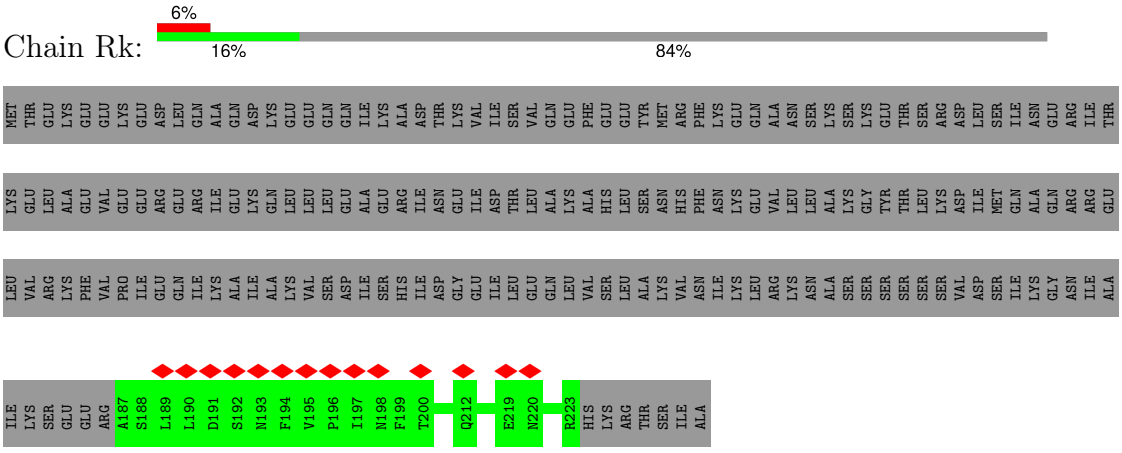

- Molecule 5: Scaffold protein

Chain Rl:

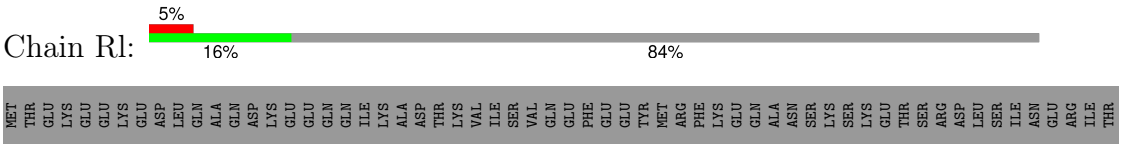

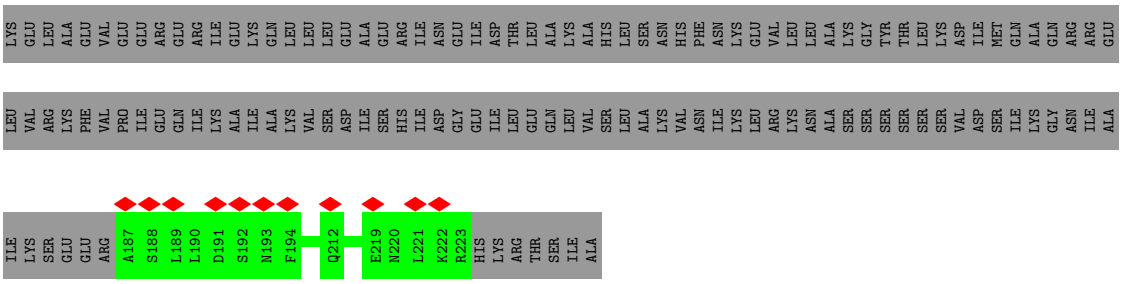

- Molecule 5: Scaffold protein

Chain Rm:

- Molecule 5: Scaffold protein

Chain Rn:

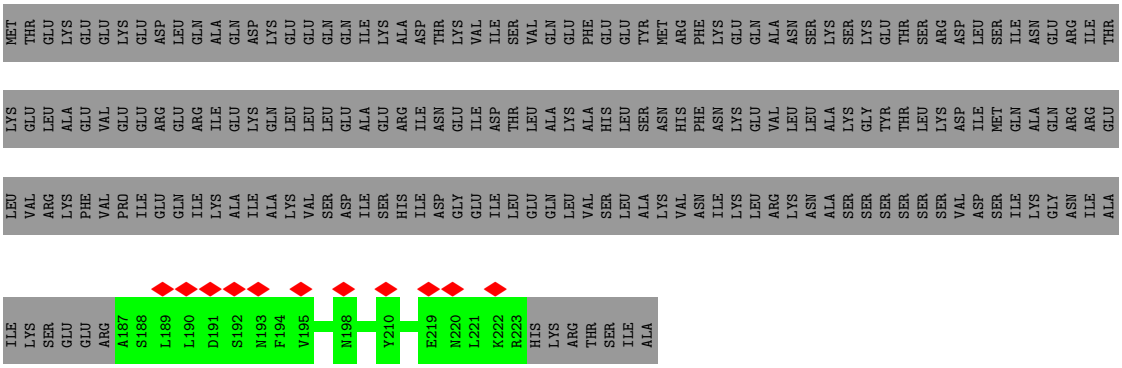

- Molecule 5: Scaffold protein

Chain Ro:

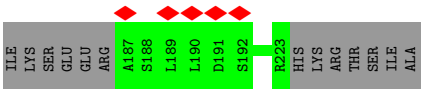

• Molecule 5: Scaffold protein

Chain Rp:

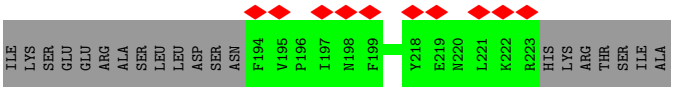

• Molecule 5: Scaffold protein

Chain Rq:



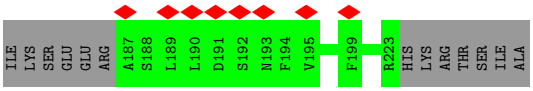

• Molecule 5: Scaffold protein

Chain Rr:

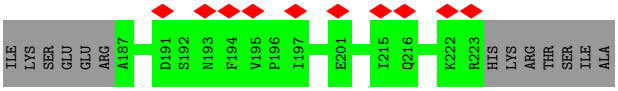

• Molecule 5: Scaffold protein

Chain Rs:

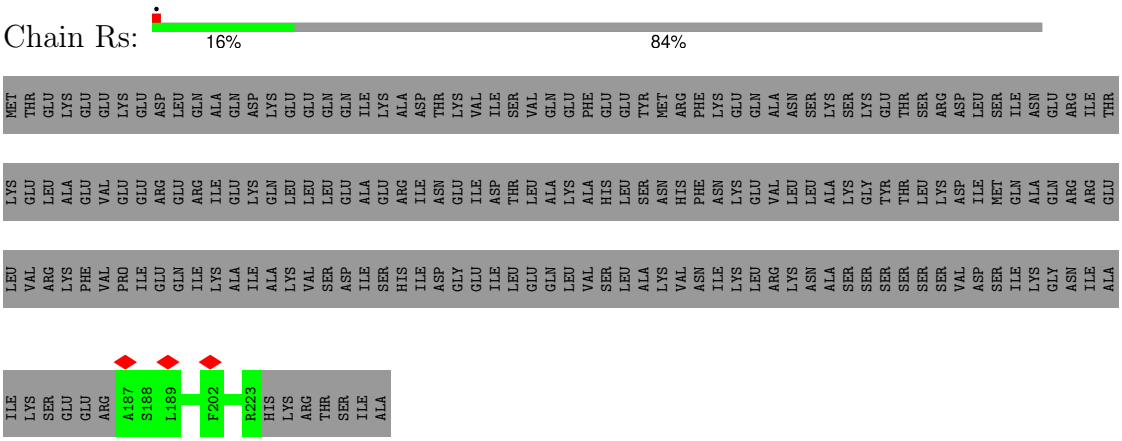

- Molecule 5: Scaffold protein

Chain Rt:

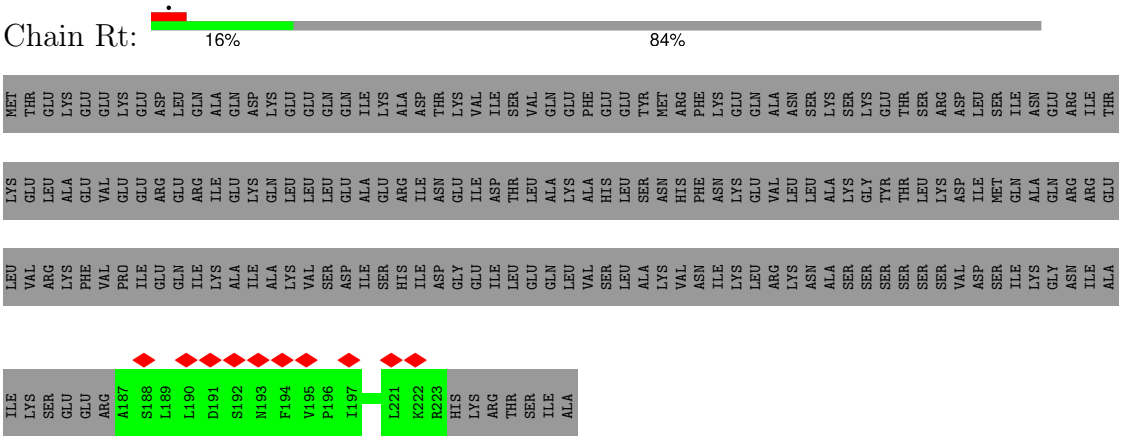

- Molecule 5: Scaffold protein

Chain Ru:

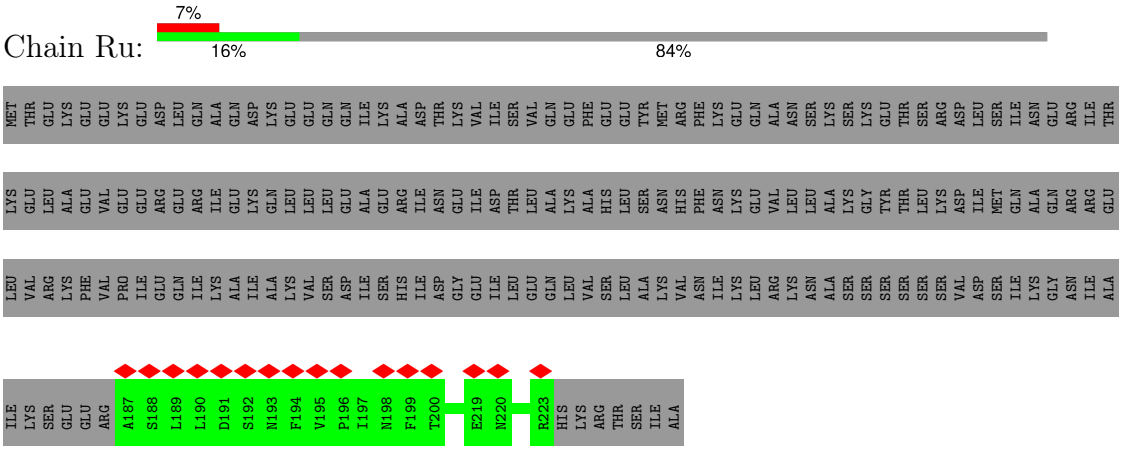

- Molecule 5: Scaffold protein

Chain Rv:





• Molecule 5: Scaffold protein

Chain Rw:

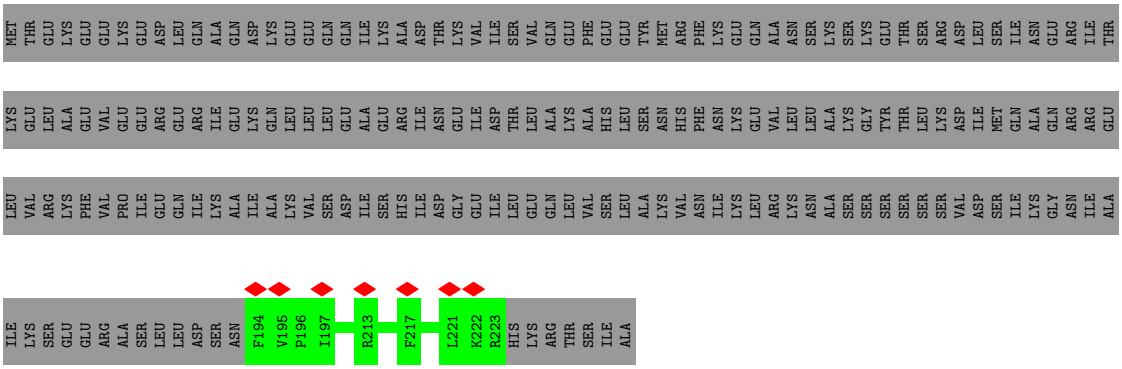

• Molecule 5: Scaffold protein

Chain Rx:

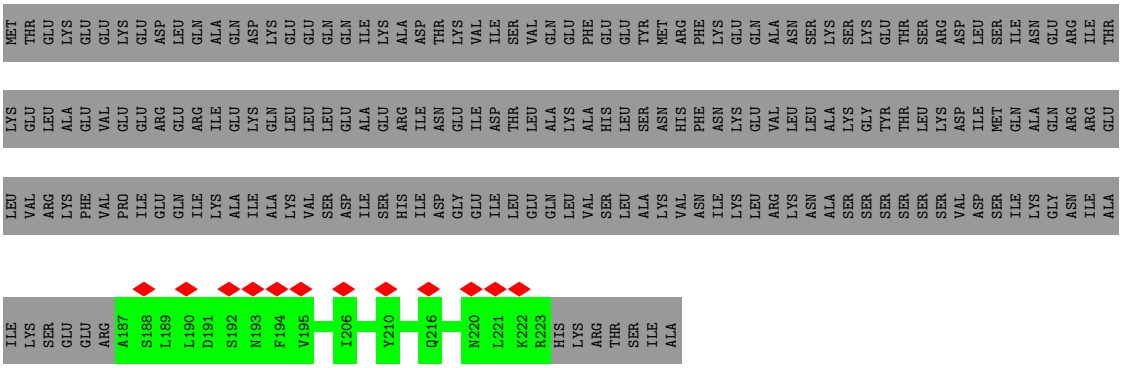

• Molecule 5: Scaffold protein

Chain Ry:



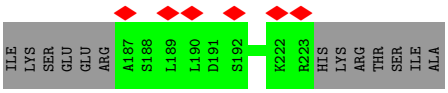

• Molecule 5: Scaffold protein

Chain Rz:



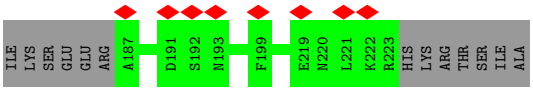

• Molecule 5: Scaffold protein

Chain SA:

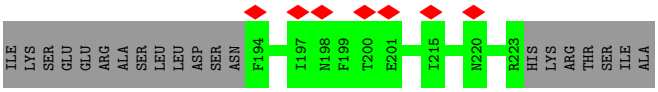

• Molecule 5: Scaffold protein

Chain SB:

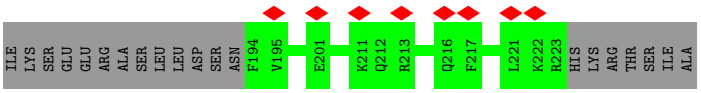

• Molecule 5: Scaffold protein

Chain SC:

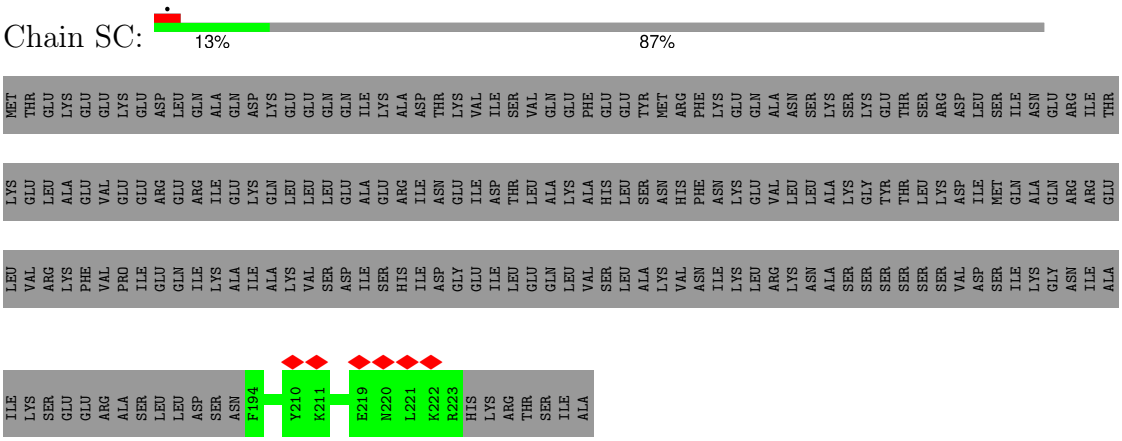

- Molecule 5: Scaffold protein

Chain SD:

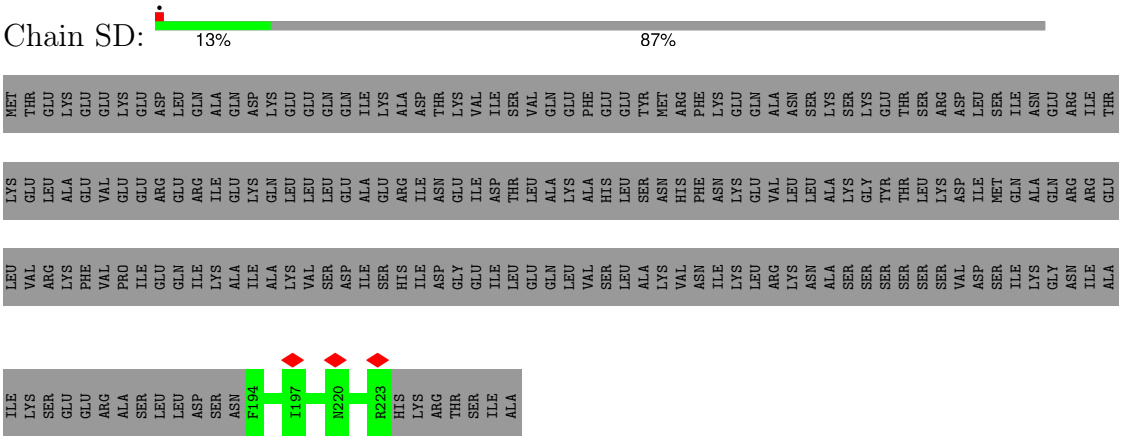

- Molecule 5: Scaffold protein

Chain SE:

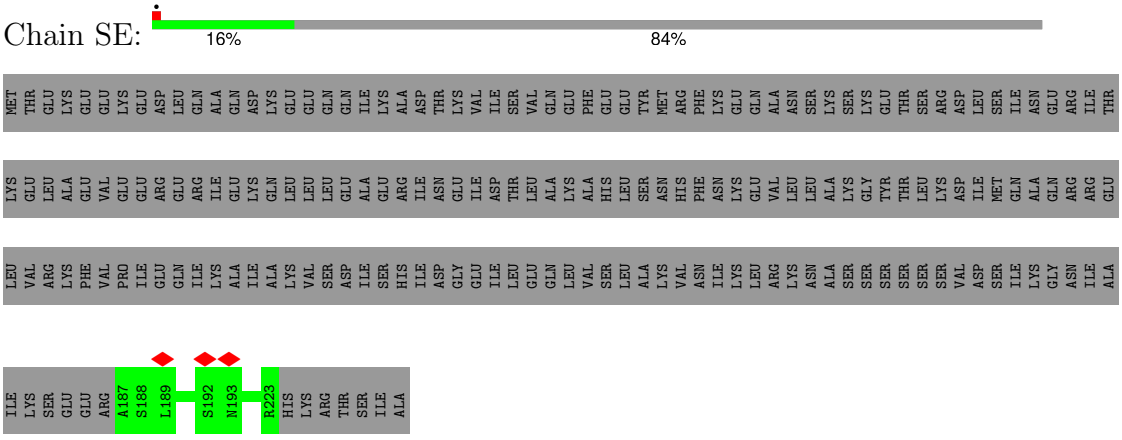

- Molecule 5: Scaffold protein

Chain SF:





• Molecule 5: Scaffold protein

Chain SG:

• Molecule 5: Scaffold protein

Chain SH:

• Molecule 5: Scaffold protein

Chain SI:

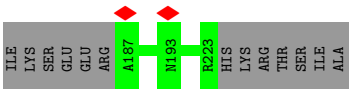

• Molecule 5: Scaffold protein

Chain SJ:



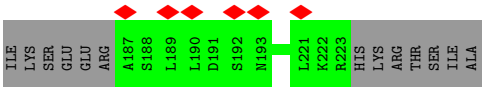

• Molecule 5: Scaffold protein

Chain SK:

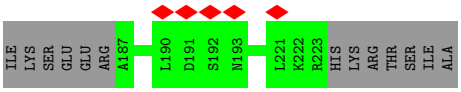

• Molecule 5: Scaffold protein

Chain SL:

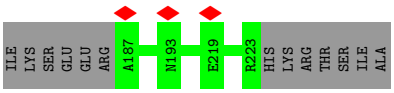

• Molecule 5: Scaffold protein

Chain SM:



- Molecule 5: Scaffold protein

Chain SN:

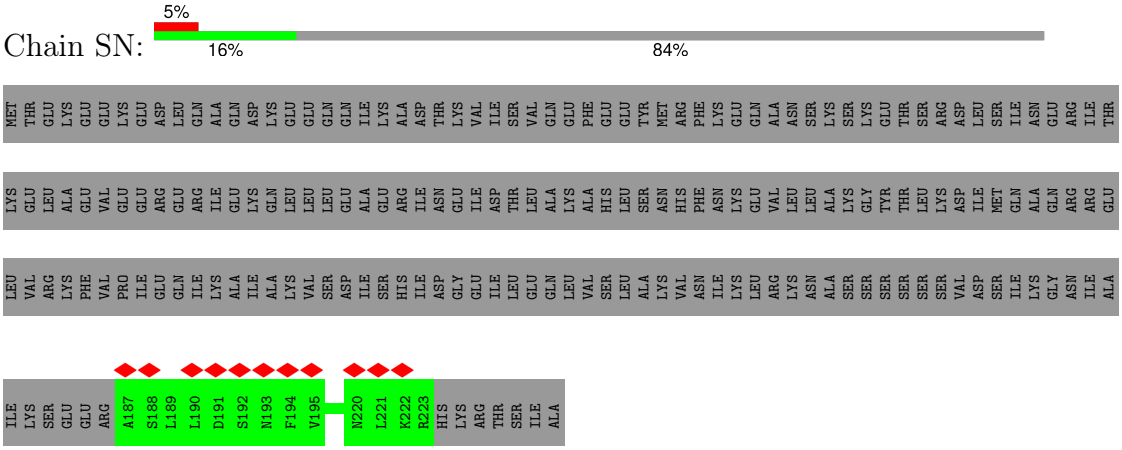

- Molecule 5: Scaffold protein

Chain SO:

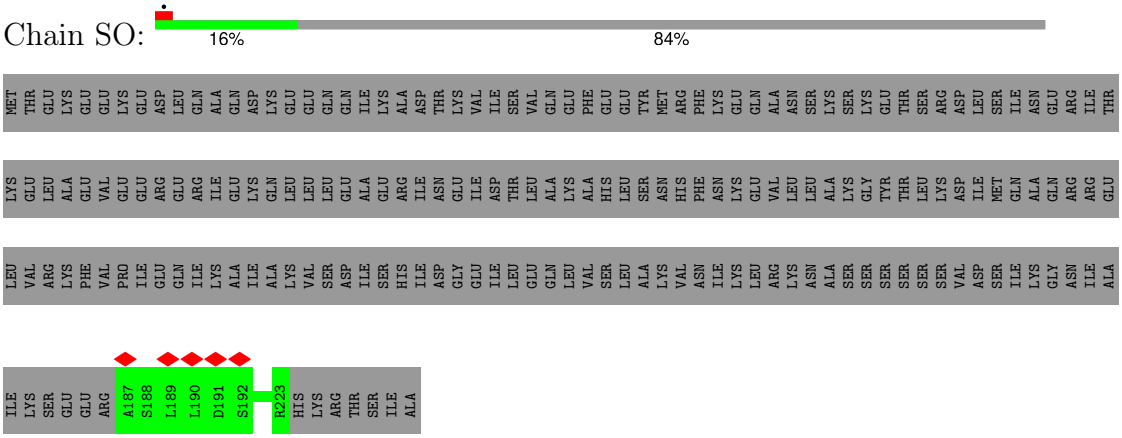

- Molecule 5: Scaffold protein

Chain SP:

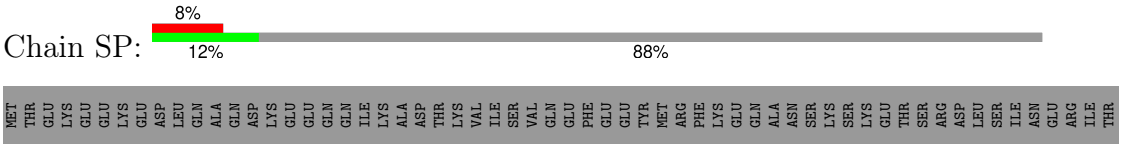

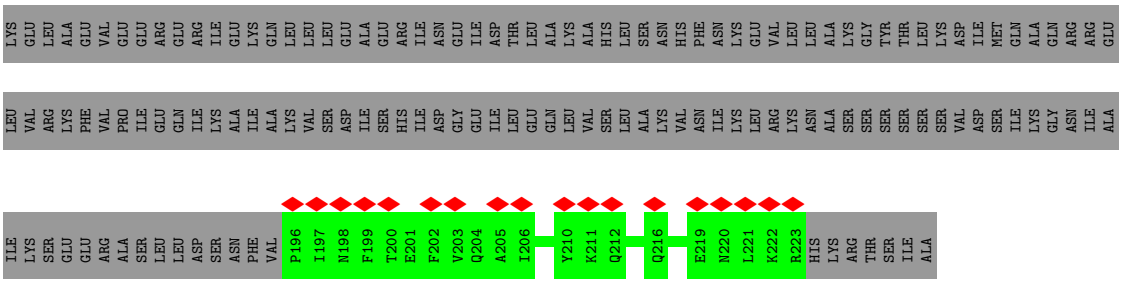

• Molecule 5: Scaffold protein

Chain SQ:



• Molecule 5: Scaffold protein

Chain SR:

• Molecule 5: Scaffold protein

Chain SS:

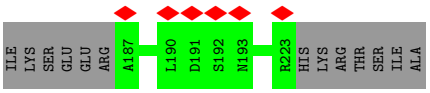

• Molecule 5: Scaffold protein

Chain ST:



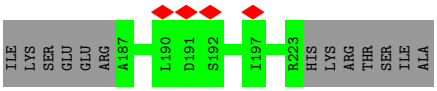

• Molecule 5: Scaffold protein

Chain SU:

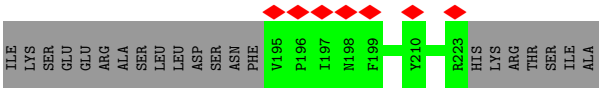

• Molecule 5: Scaffold protein

Chain SV:

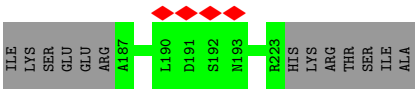

• Molecule 5: Scaffold protein

Chain SW:



- Molecule 5: Scaffold protein

Chain SX:

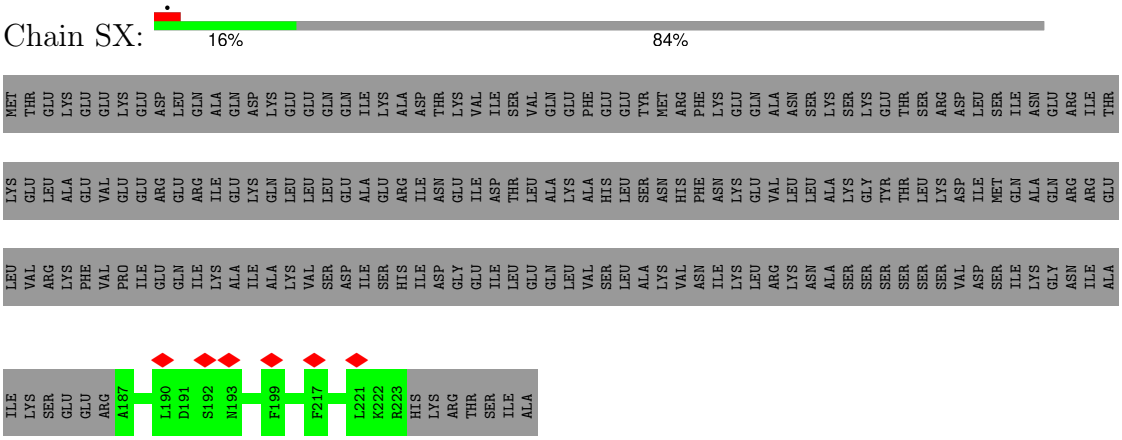

- Molecule 5: Scaffold protein

Chain SY:

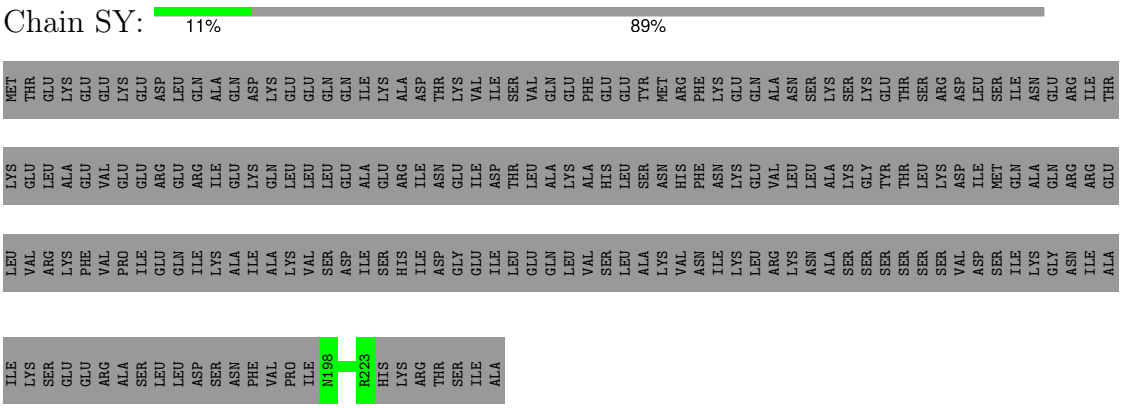

- Molecule 5: Scaffold protein

Chain SZ:





• Molecule 5: Scaffold protein

Chain Sa:



• Molecule 5: Scaffold protein

Chain Sb:

• Molecule 5: Scaffold protein

Chain Sc:



- Molecule 5: Scaffold protein

Chain Sd:



- Molecule 5: Scaffold protein

Chain Se:



- Molecule 5: Scaffold protein

Chain Sf:

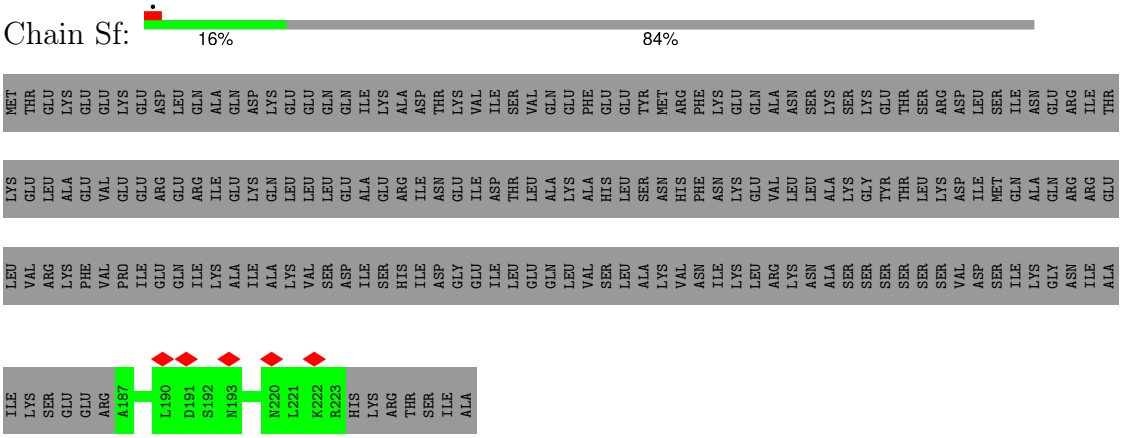

- Molecule 5: Scaffold protein

Chain Sg:

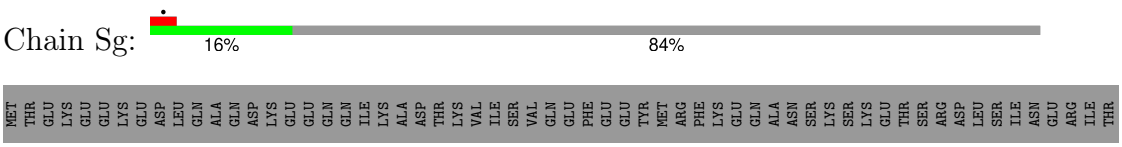



• Molecule 5: Scaffold protein

Chain Sh:



• Molecule 5: Scaffold protein

Chain Si:



• Molecule 5: Scaffold protein

Chain Sj:

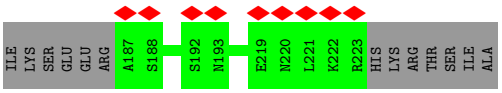

• Molecule 5: Scaffold protein

Chain Sk:



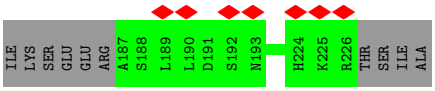

• Molecule 5: Scaffold protein

Chain Sl:

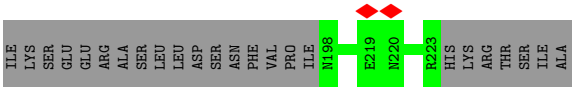

• Molecule 5: Scaffold protein

Chain Sm:

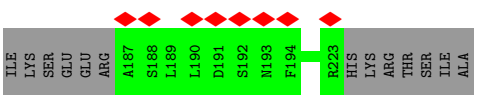

• Molecule 5: Scaffold protein

Chain Sn:



- Molecule 5: Scaffold protein

Chain So:

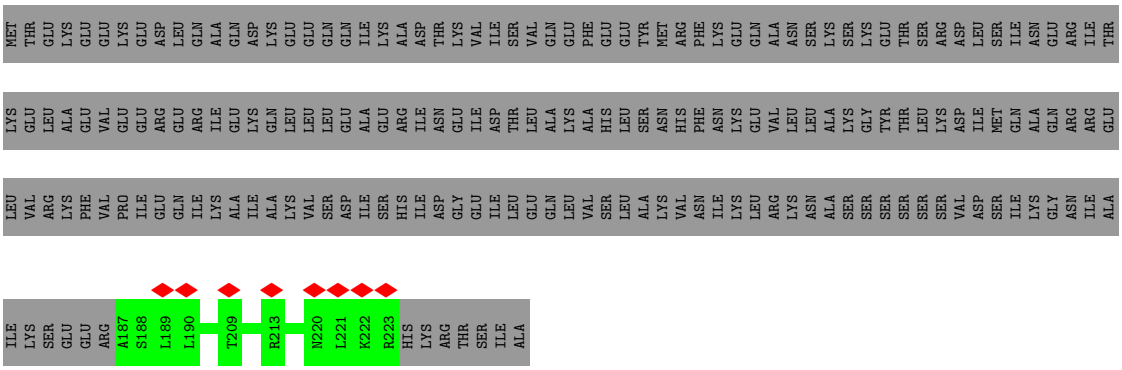

- Molecule 5: Scaffold protein

Chain Sp:

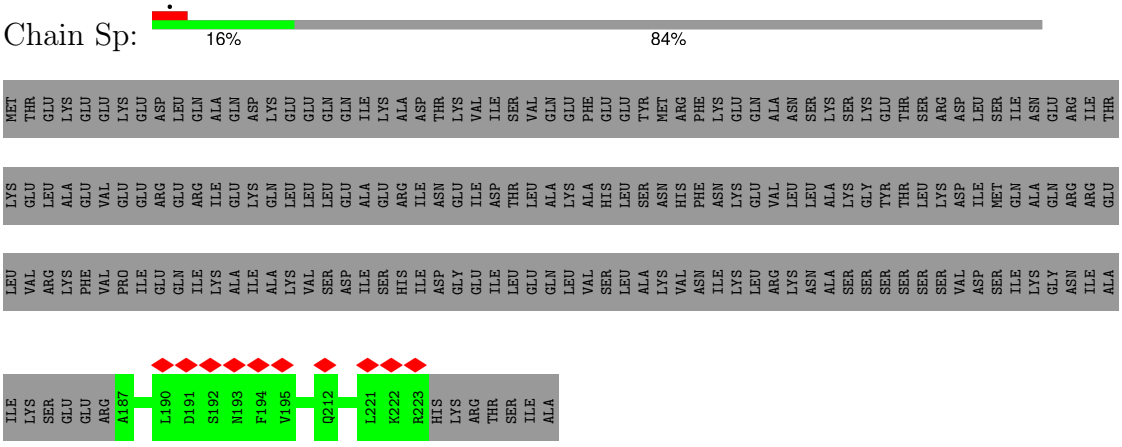

- Molecule 5: Scaffold protein

Chain Sq:

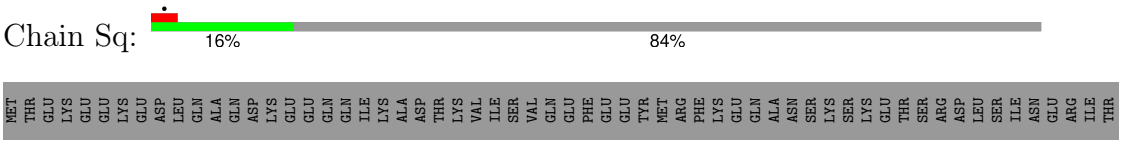



• Molecule 5: Scaffold protein

Chain Sr:

• Molecule 5: Scaffold protein

Chain Ss:

• Molecule 5: Scaffold protein

Chain St:

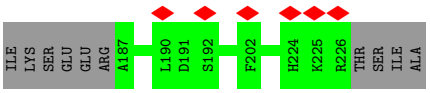

• Molecule 5: Scaffold protein

Chain Su:



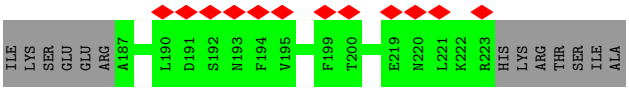

• Molecule 5: Scaffold protein

Chain Sv:

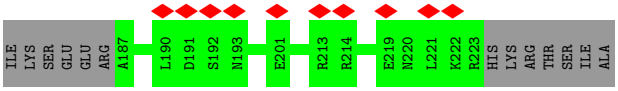

• Molecule 5: Scaffold protein

Chain Sw:

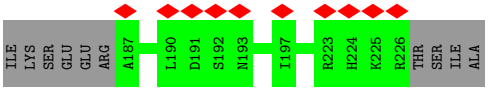

• Molecule 5: Scaffold protein

Chain Sx:

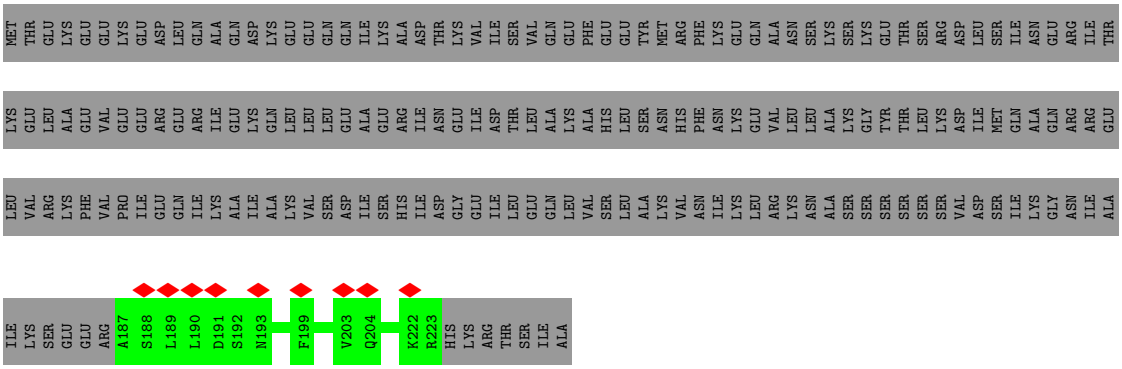

- Molecule 5: Scaffold protein

Chain Sy:

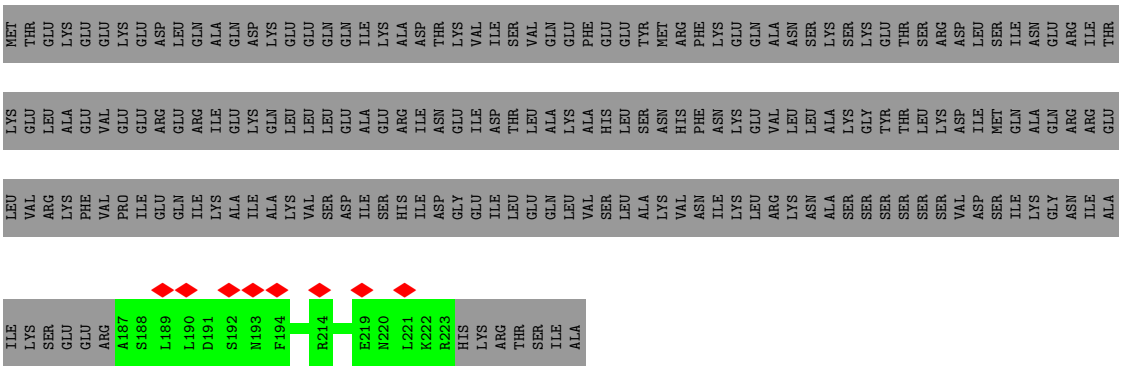

- Molecule 5: Scaffold protein

Chain Sz:

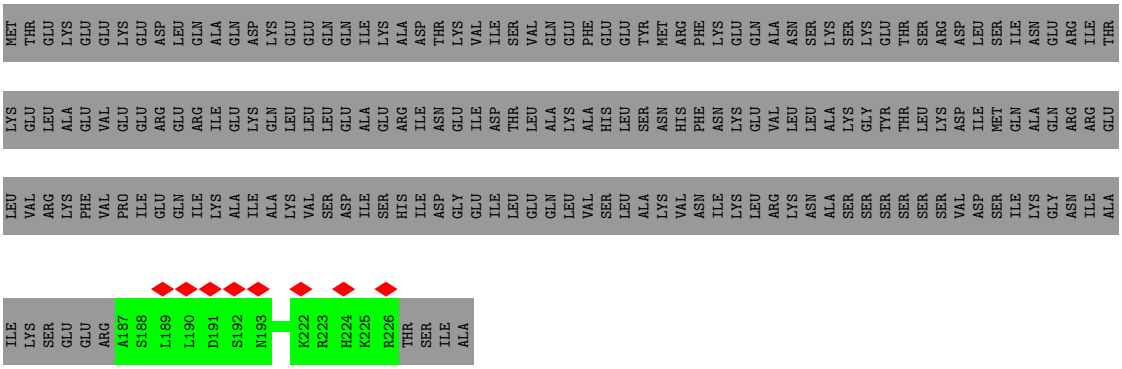

- Molecule 5: Scaffold protein

Chain TA:



• Molecule 5: Scaffold protein

Chain TB:

• Molecule 5: Scaffold protein

Chain TC:

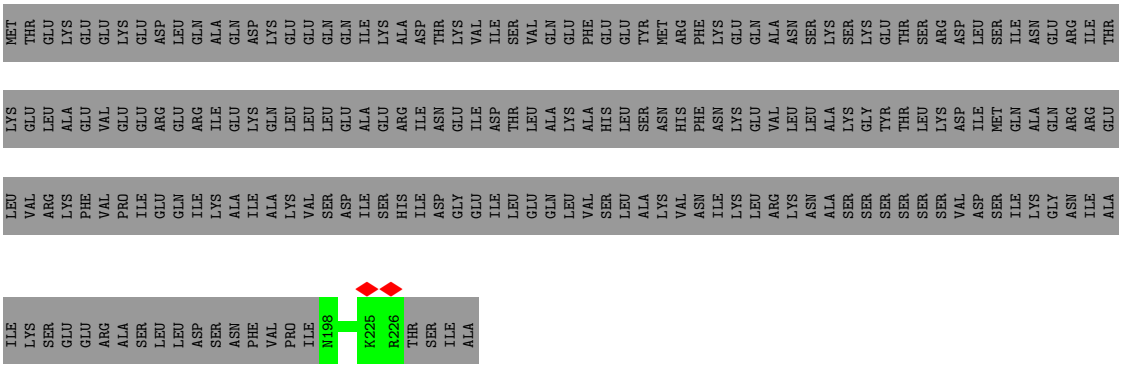

• Molecule 5: Scaffold protein

Chain TD:

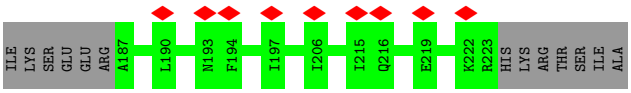

• Molecule 5: Scaffold protein

Chain TE:



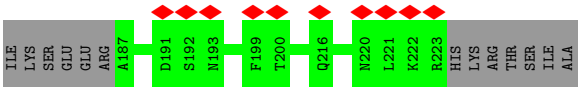

• Molecule 5: Scaffold protein

Chain TF:

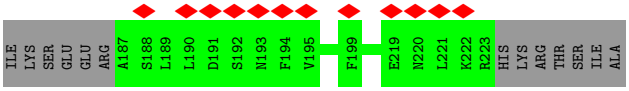

• Molecule 5: Scaffold protein

Chain TG:

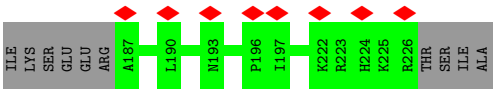

• Molecule 5: Scaffold protein

Chain TH:

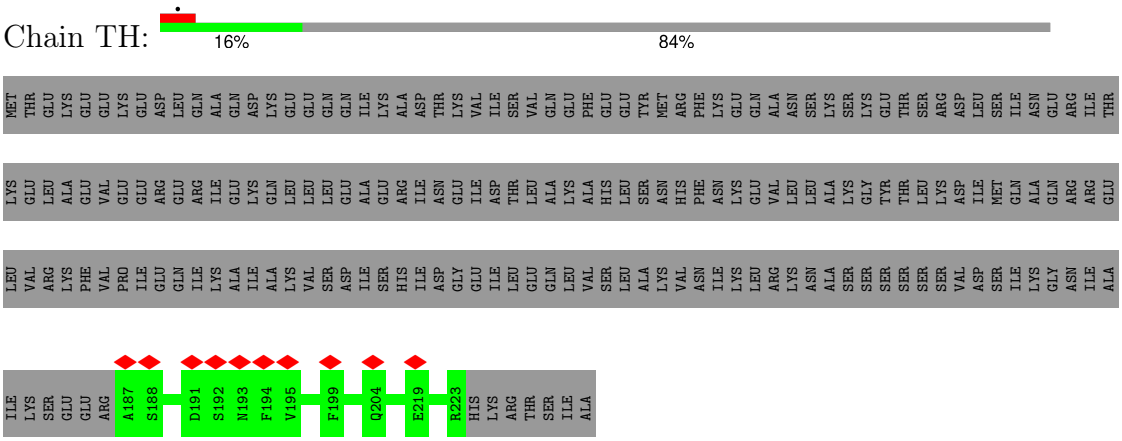

- Molecule 5: Scaffold protein

Chain WS:

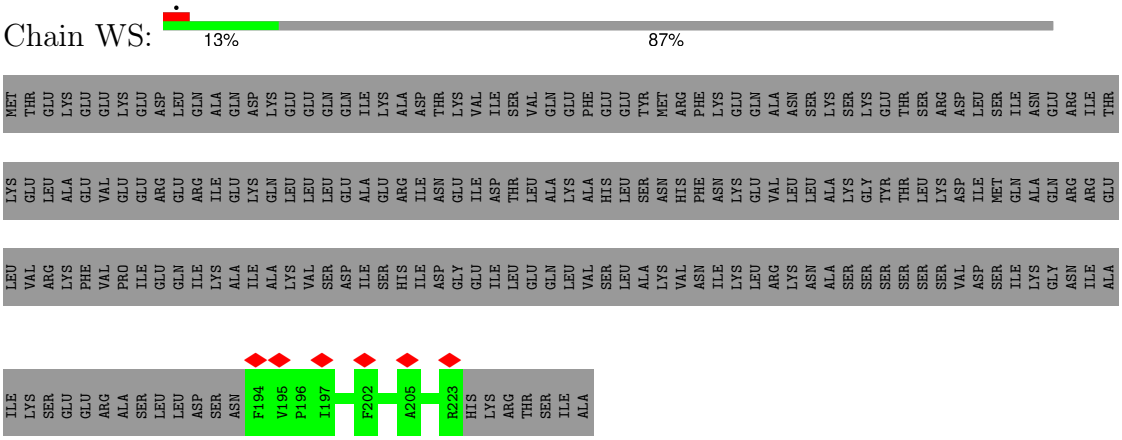

- Molecule 5: Scaffold protein

Chain WT:

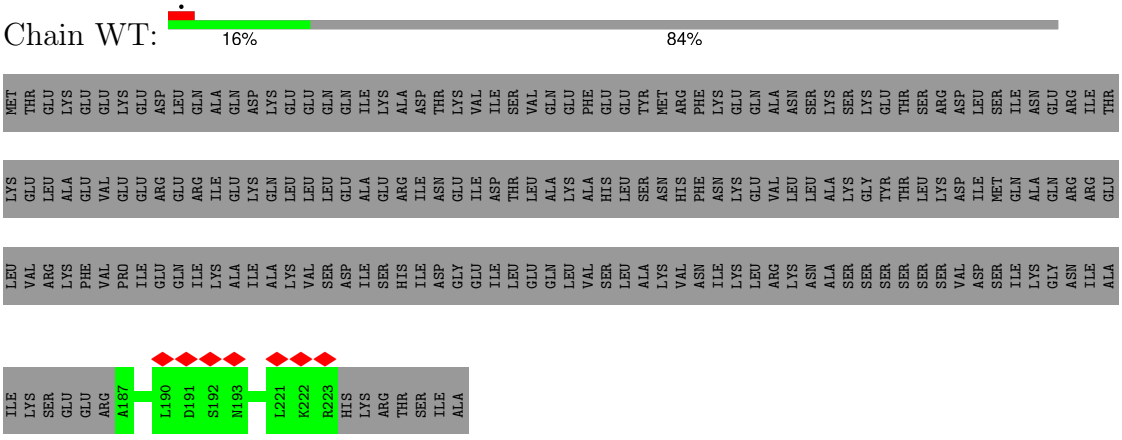

- Molecule 5: Scaffold protein

Chain WU:

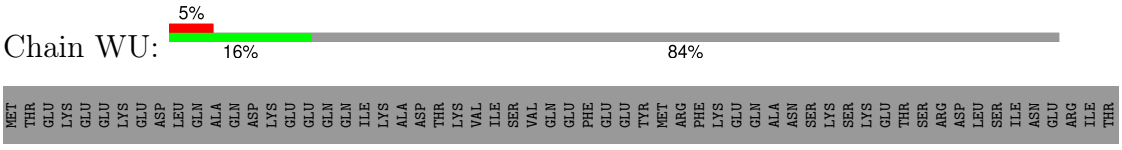

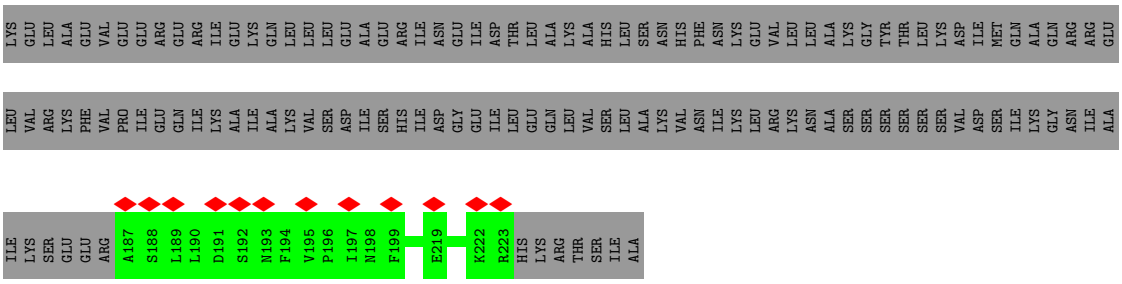

• Molecule 5: Scaffold protein

Chain WV:

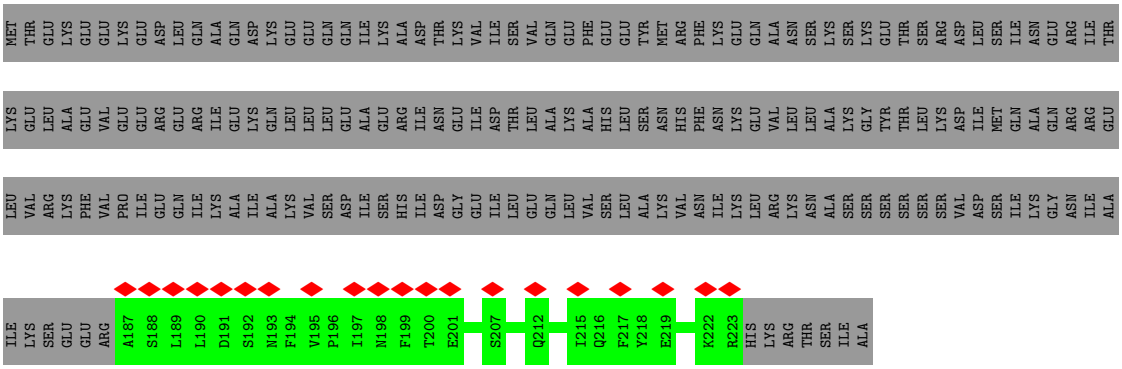

• Molecule 5: Scaffold protein

Chain WW:



• Molecule 5: Scaffold protein

Chain WX:

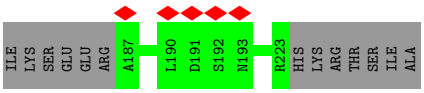

• Molecule 5: Scaffold protein

Chain WY:



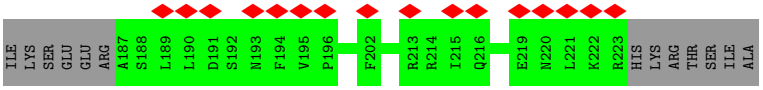

• Molecule 5: Scaffold protein

Chain WZ:

• Molecule 5: Scaffold protein

Chain Wa:

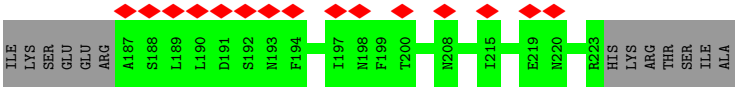

• Molecule 5: Scaffold protein

Chain Wb:

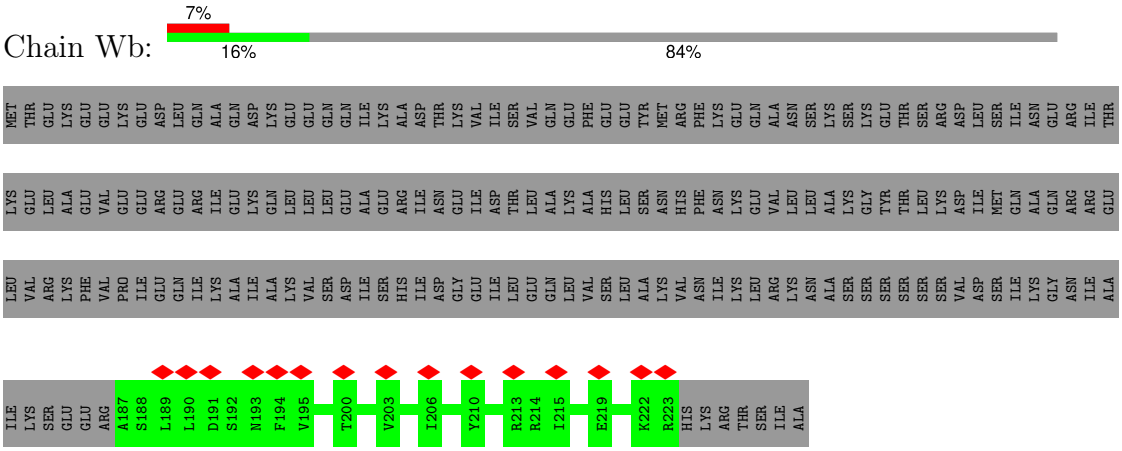

- Molecule 5: Scaffold protein

Chain Wc:

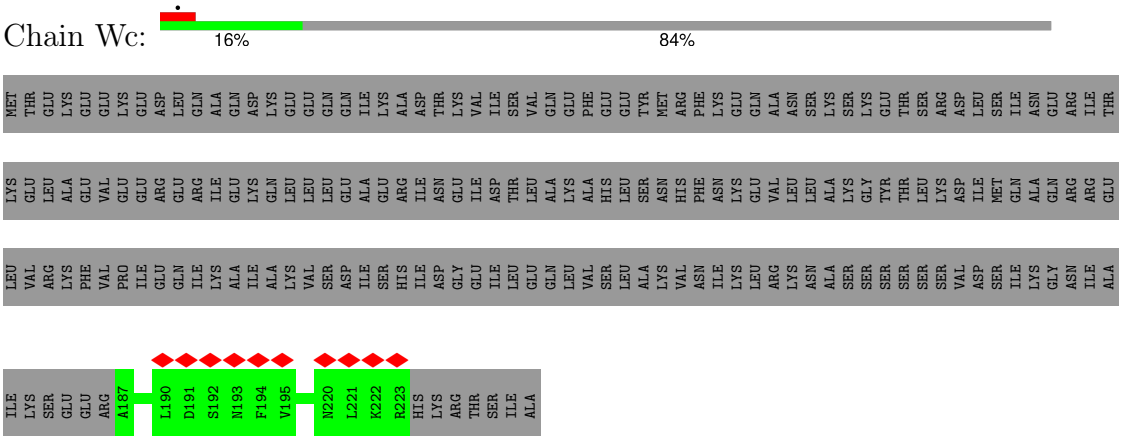

- Molecule 5: Scaffold protein

Chain Wd:



- Molecule 5: Scaffold protein

Chain We:



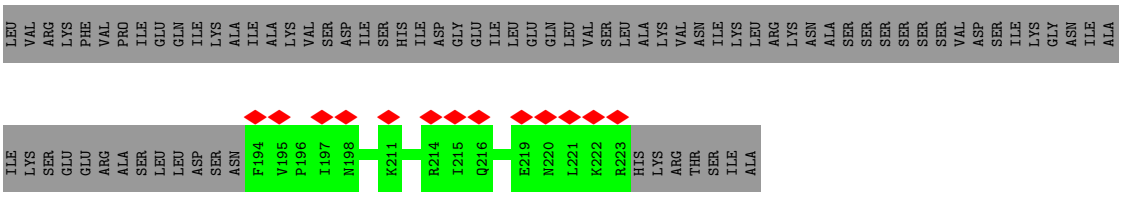

• Molecule 5: Scaffold protein

Chain Wf:



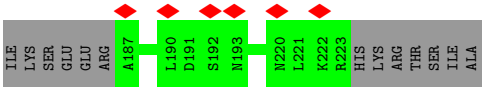

• Molecule 5: Scaffold protein

Chain Wg:



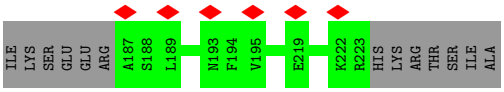

• Molecule 5: Scaffold protein

Chain Wh:

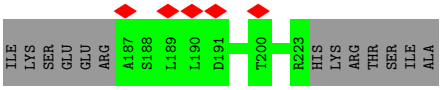

- Molecule 5: Scaffold protein

Chain Wi:

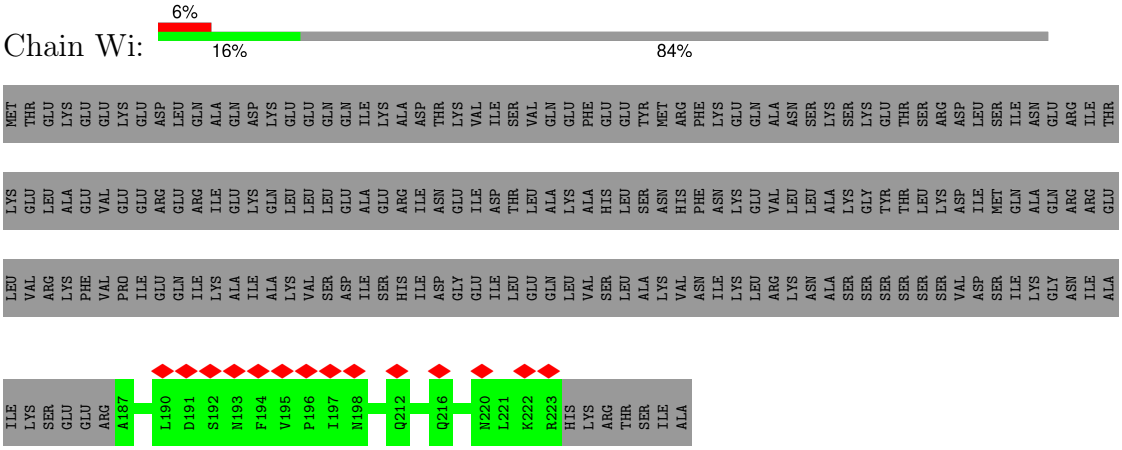

- Molecule 5: Scaffold protein

Chain Wj:

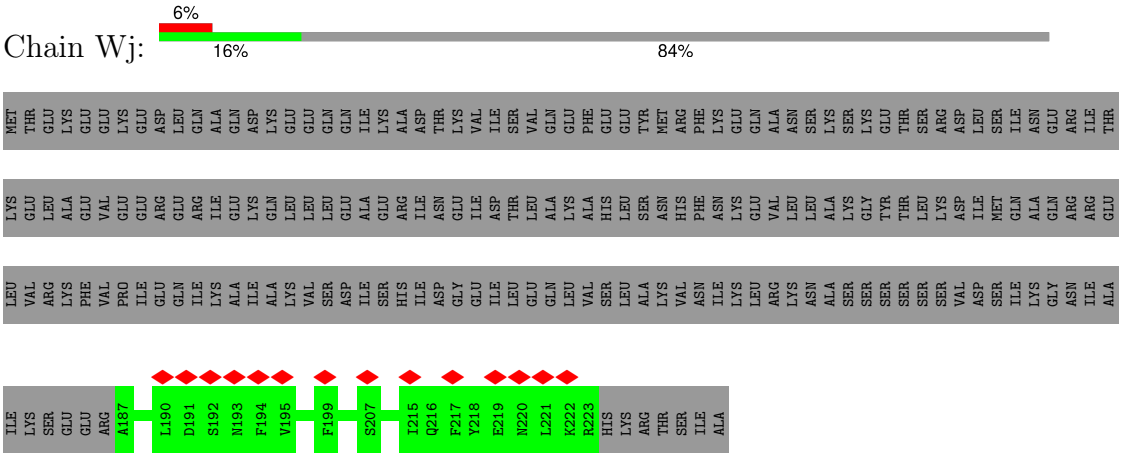

- Molecule 5: Scaffold protein

Chain Wk:



- Molecule 5: Scaffold protein

Chain Wl:





• Molecule 5: Scaffold protein

Chain Wm:



• Molecule 5: Scaffold protein

Chain Wn:



• Molecule 5: Scaffold protein

Chain Wo:

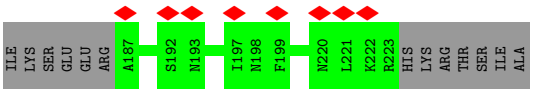

• Molecule 5: Scaffold protein

Chain Wp:

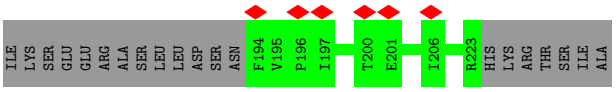

• Molecule 5: Scaffold protein

Chain Wq:



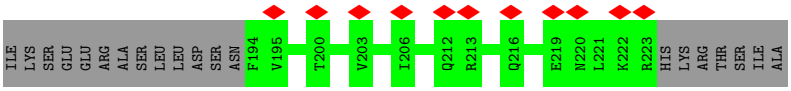

• Molecule 5: Scaffold protein

Chain Wr:

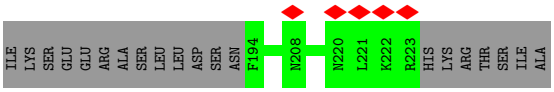

• Molecule 5: Scaffold protein

Chain Ws: 13% 87%

MET THR GLU LYS GLU GLU LYS GLU ASP LEU GLN ALA GLN ASP LYS GLU GLU GLN GLN ILE LYS ALA ASP THR LYS VAL ILE SER VAL GLN GLU PHE GLU GLU TYR MET ARG PHE LYS GLU GLN ALA ASN SER LYS SER LYS GLU THR SER ARG ASP LEU SER ILE ASN GLU ARG ILE THR

LYS GLU LEU ALA GLU VAL GLU GLU ARG GLU ARG ILE GLU LYS GLN LEU LEU LEU GLU ALA GLU ARG ILE ASN GLU ILE ASP THR LEU ALA LYS ALA HIS LEU SER ASN HIS PHE ASN LYS GLU VAL LEU LEU ALA LYS GLY TYR THR LEU LYS ASP ILE MET GLN ALA GLN ARG ARG GLU

LEU VAL ARG LYS PHE VAL PRO ILE GLU GLN ILE LYS ALA ILE ALA LYS VAL SER ASP ILE SER HIS ILE ASP GLY GLU ILE LEU GLU GLN LEU VAL SER LEU ALA LYS VAL ASN ILE LYS LEU ARG LYS ASN ALA SER SER SER SER SER VAL ASP SER ILE LYS GLY ASN ILE ALA

ILE LYS SER GLU GLU ARG ALA SER LEU LEU ASP SER ASN F194 K222 R223 HIS LYS ARG THR SER ILE ALA

- Molecule 5: Scaffold protein

Chain Wt: 16% 84%

MET THR GLU LYS GLU GLU LYS GLU ASP LEU GLN ALA GLN ASP LYS GLU GLU GLN GLN ILE LYS ALA ASP THR LYS VAL ILE SER VAL GLN GLU PHE GLU GLU TYR MET ARG PHE LYS GLU GLN ALA ASN SER LYS SER LYS GLU THR SER ARG ASP LEU SER ILE ASN GLU ARG ILE THR

LYS GLU LEU ALA GLU VAL GLU GLU ARG GLU ARG ILE GLU LYS GLN LEU LEU LEU GLU ALA GLU ARG ILE ASN GLU ILE ASP THR LEU ALA LYS ALA HIS LEU SER ASN HIS PHE ASN LYS GLU VAL LEU LEU ALA LYS GLY TYR THR LEU LYS ASP ILE MET GLN ALA GLN ARG ARG GLU

LEU VAL ARG LYS PHE VAL PRO ILE GLU GLN ILE LYS ALA ILE ALA LYS VAL SER ASP ILE SER HIS ILE ASP GLY GLU ILE LEU GLU GLN LEU VAL SER LEU ALA LYS VAL ASN ILE LYS LEU ARG LYS ASN ALA SER SER SER SER SER VAL ASP SER ILE LYS GLY ASN ILE ALA

ILE LYS SER GLU GLU ARG A187 S188 L189 L190 D191 S192 N193 R223 HIS LYS ARG THR SER ILE ALA

- Molecule 5: Scaffold protein

Chain Wu: 13% 87%

MET THR GLU LYS GLU GLU LYS GLU ASP LEU GLN ALA GLN ASP LYS GLU GLU GLN GLN ILE LYS ALA ASP THR LYS VAL ILE SER VAL GLN GLU PHE GLU GLU TYR MET ARG PHE LYS GLU GLN ALA ASN SER LYS SER LYS GLU THR SER ARG ASP LEU SER ILE ASN GLU ARG ILE THR

LYS GLU LEU ALA GLU VAL GLU GLU ARG GLU ARG ILE GLU LYS GLN LEU LEU LEU GLU ALA GLU ARG ILE ASN GLU ILE ASP THR LEU ALA LYS ALA HIS LEU SER ASN HIS PHE ASN LYS GLU VAL LEU LEU ALA LYS GLY TYR THR LEU LYS ASP ILE MET GLN ALA GLN ARG ARG GLU

LEU VAL ARG LYS PHE VAL PRO ILE GLU GLN ILE LYS ALA ILE ALA LYS VAL SER ASP ILE SER HIS ILE ASP GLY GLU ILE LEU GLU GLN LEU VAL SER LEU ALA LYS VAL ASN ILE LYS LEU ARG LYS ASN ALA SER SER SER SER SER VAL ASP SER ILE LYS GLY ASN ILE ALA

ILE LYS SER GLU GLU ARG ALA SER LEU LEU ASP SER ASN PHE V195 K222 R223 HIS LYS ARG THR SER ILE ALA

- Molecule 5: Scaffold protein

Chain Wv: 16% 84%

MET THR GLU LYS GLU GLU LYS GLU ASP LEU GLN ALA GLN ASP LYS GLU GLU GLN GLN ILE LYS ALA ASP THR LYS VAL ILE SER VAL GLN GLU PHE GLU GLU TYR MET ARG PHE LYS GLU GLN ALA ASN SER LYS SER LYS GLU THR SER ARG ASP LEU SER ILE ASN GLU ARG ILE THR



• Molecule 5: Scaffold protein

Chain Ww:

• Molecule 5: Scaffold protein

Chain Wx:

• Molecule 5: Scaffold protein

Chain Wy:

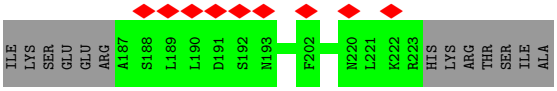

• Molecule 5: Scaffold protein

Chain Wz:



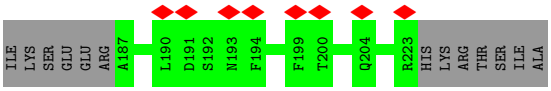

• Molecule 5: Scaffold protein

Chain XA:

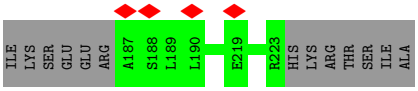

• Molecule 5: Scaffold protein

Chain XB:

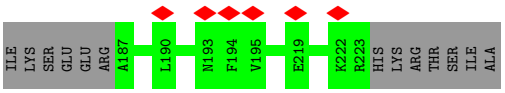

• Molecule 5: Scaffold protein

Chain XC:

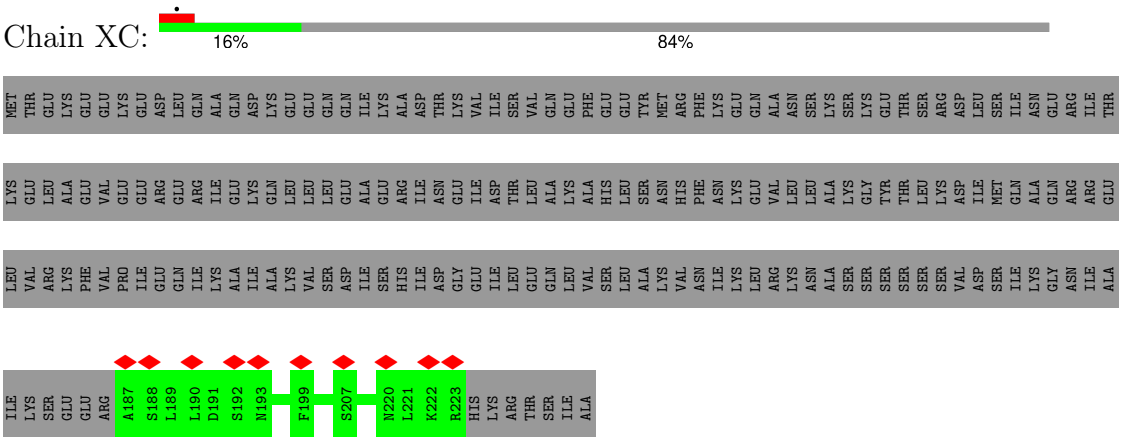

- Molecule 5: Scaffold protein

Chain XD:

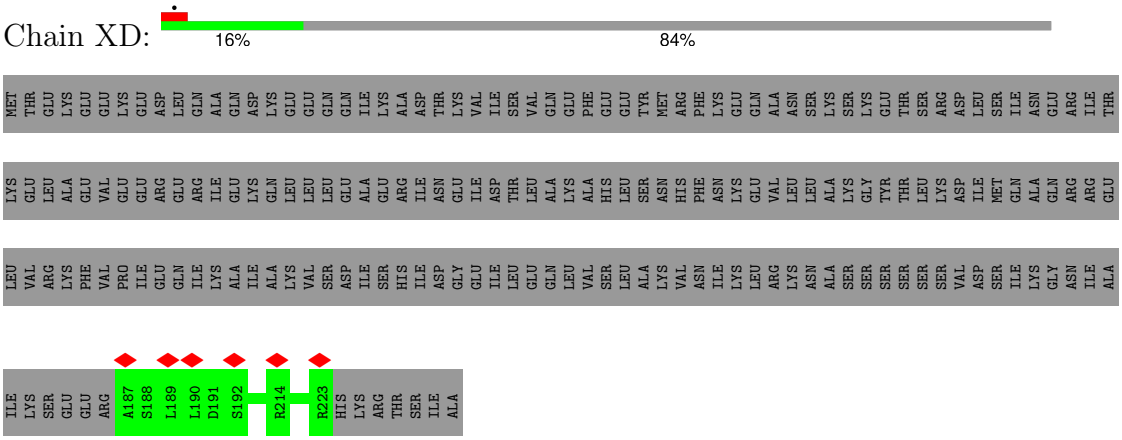

- Molecule 5: Scaffold protein

Chain XE:

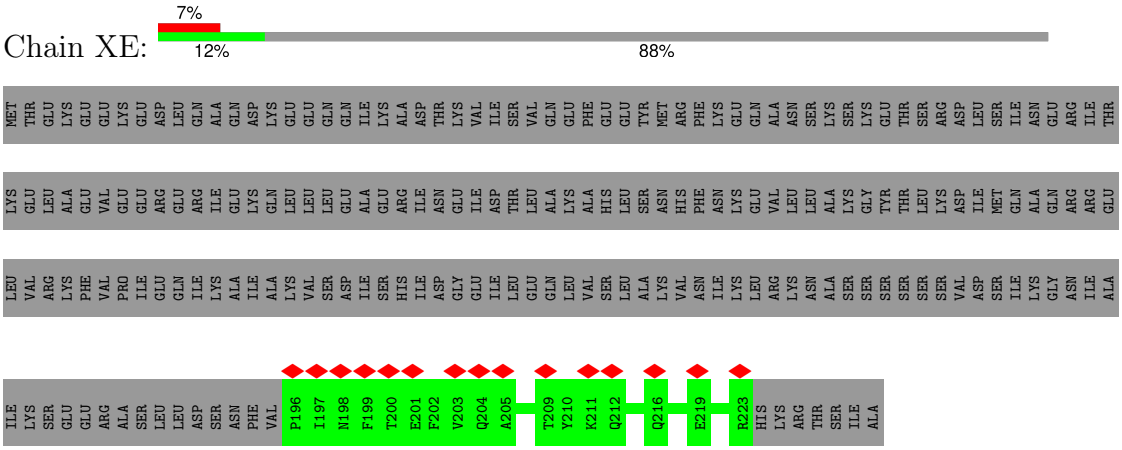

- Molecule 5: Scaffold protein

Chain XF:





• Molecule 5: Scaffold protein

Chain XG:

• Molecule 5: Scaffold protein

Chain XH:

• Molecule 5: Scaffold protein

Chain XI:

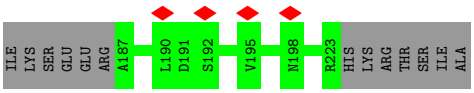

• Molecule 5: Scaffold protein

Chain XJ:



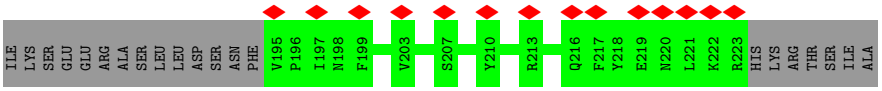

• Molecule 5: Scaffold protein

Chain XK:

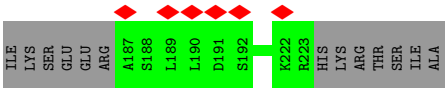

• Molecule 5: Scaffold protein

Chain XL:

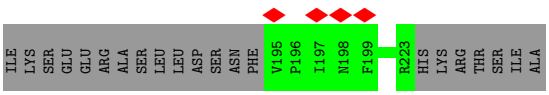

• Molecule 5: Scaffold protein

Chain XM:

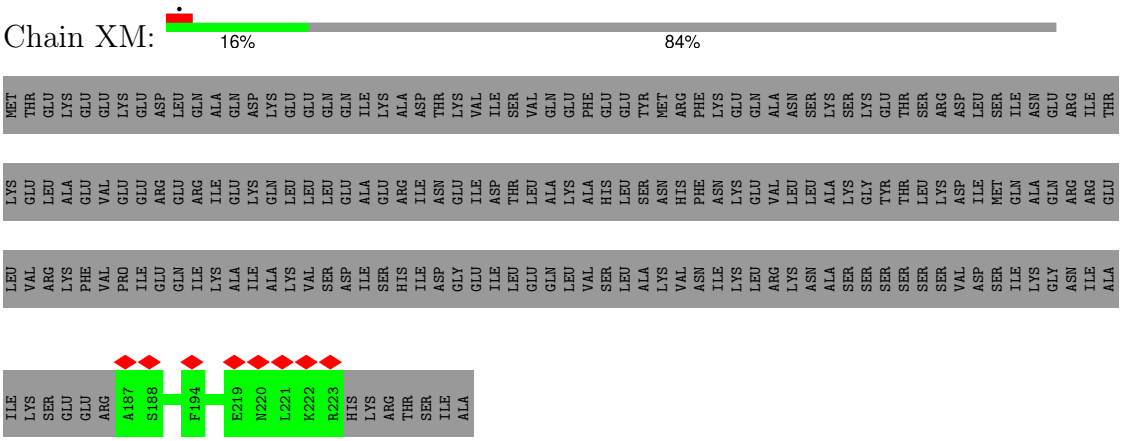

- Molecule 5: Scaffold protein

Chain XN:

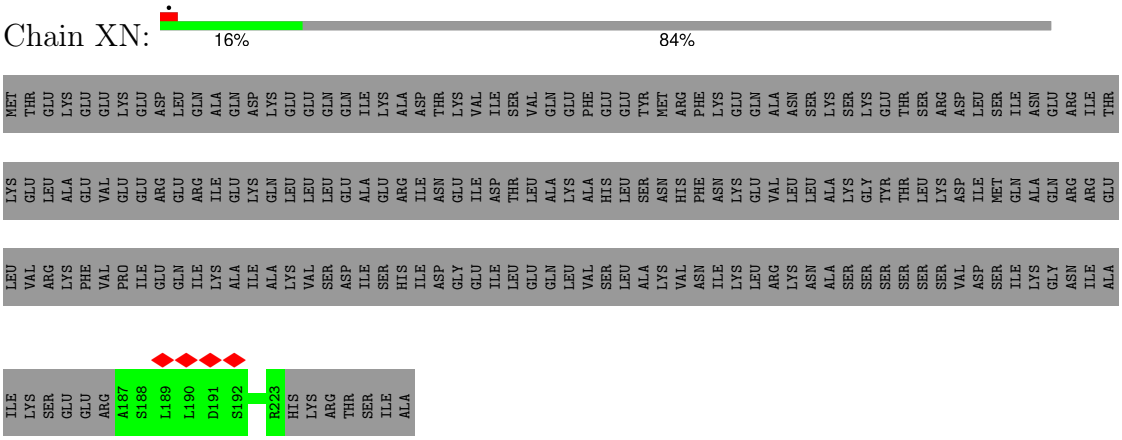

- Molecule 5: Scaffold protein

Chain XO:



- Molecule 5: Scaffold protein

Chain XP:





• Molecule 5: Scaffold protein

Chain XQ:



• Molecule 5: Scaffold protein

Chain XR:

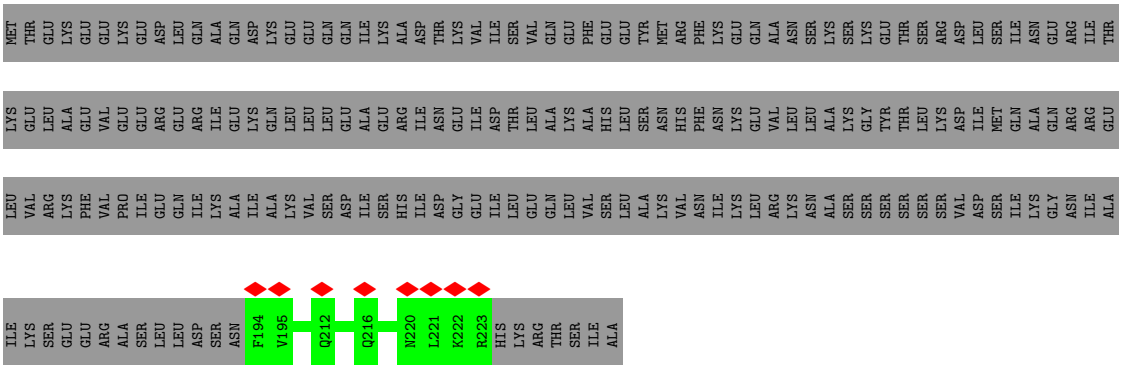

• Molecule 5: Scaffold protein

Chain XS:

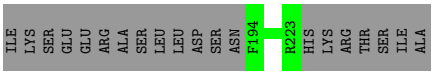

• Molecule 5: Scaffold protein

Chain XT:

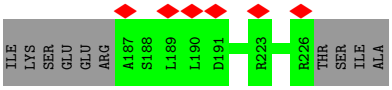

• Molecule 5: Scaffold protein

Chain XU:



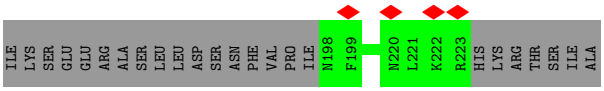

• Molecule 5: Scaffold protein

Chain XV:

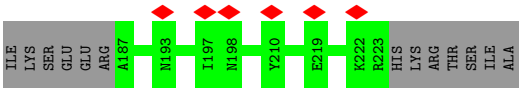

• Molecule 5: Scaffold protein

Chain XW:



- Molecule 5: Scaffold protein

Chain XX:



- Molecule 5: Scaffold protein

Chain XY:

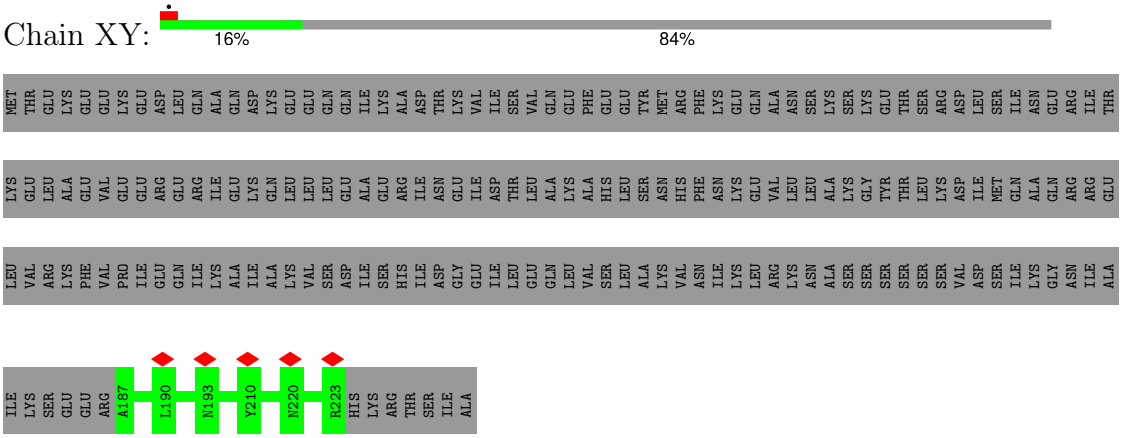

- Molecule 5: Scaffold protein

Chain XZ:

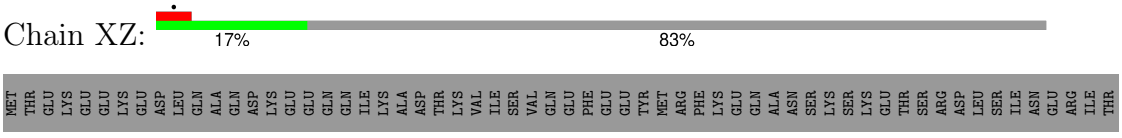



• Molecule 5: Scaffold protein

Chain Xa:

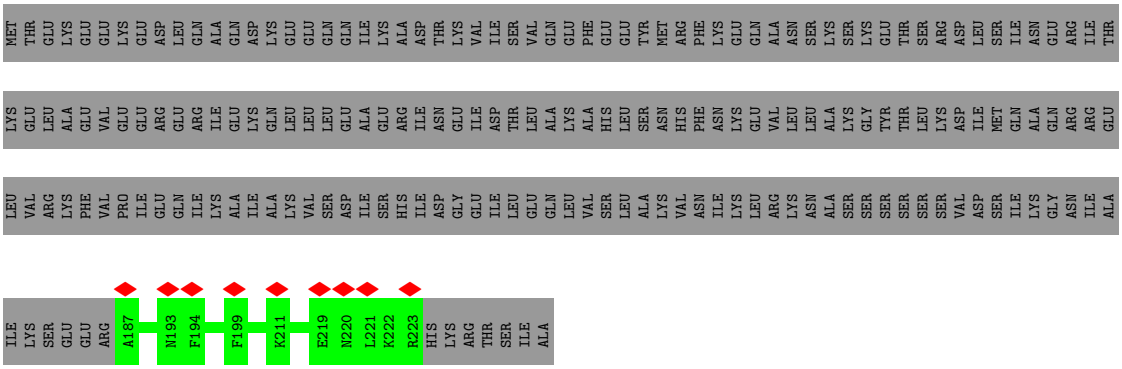

• Molecule 5: Scaffold protein

Chain Xb:



• Molecule 5: Scaffold protein

Chain Xc:

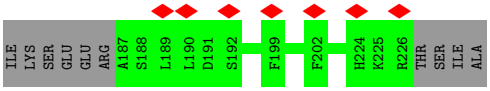

• Molecule 5: Scaffold protein

Chain Xd:



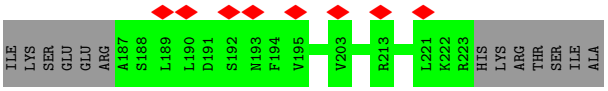

• Molecule 5: Scaffold protein

Chain Xe:

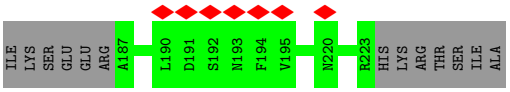

• Molecule 5: Scaffold protein

Chain Xf:

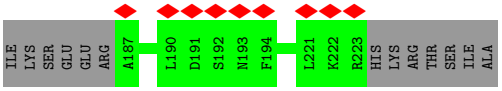

• Molecule 5: Scaffold protein

Chain Xg:

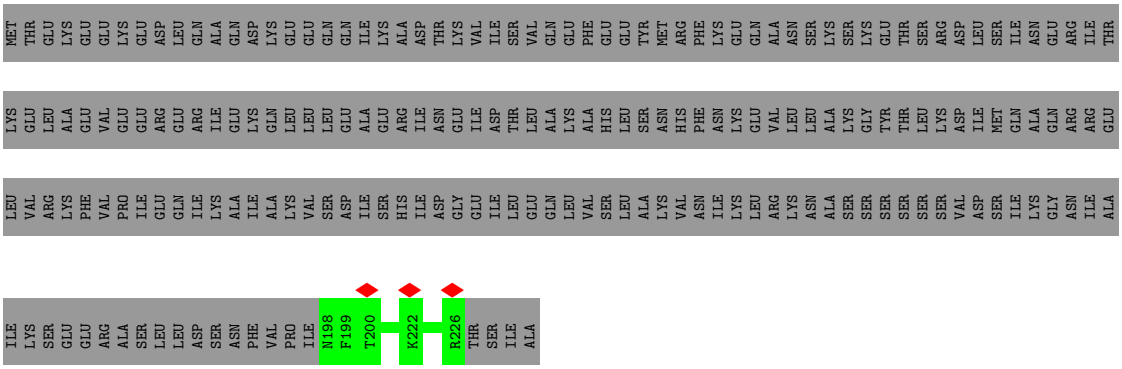

• Molecule 5: Scaffold protein

Chain Xh:



• Molecule 5: Scaffold protein

Chain Xi:



• Molecule 5: Scaffold protein

Chain Xj:

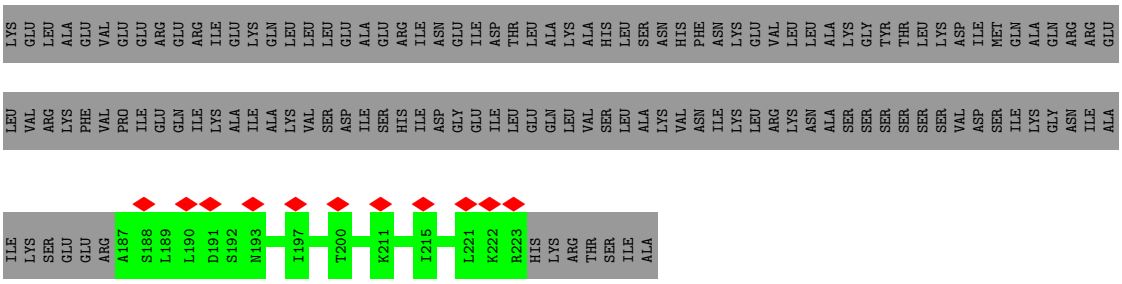

- Molecule 5: Scaffold protein

Chain Xk:

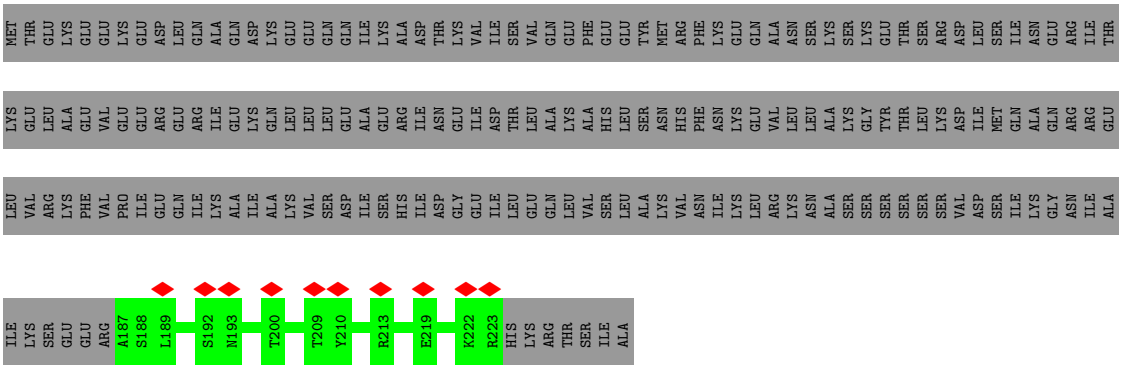

- Molecule 5: Scaffold protein

Chain Xl:



- Molecule 5: Scaffold protein

Chain Xm:

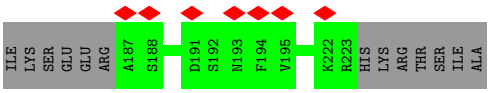

- Molecule 5: Scaffold protein

Chain Xn:



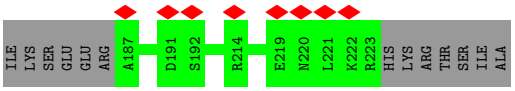

- Molecule 5: Scaffold protein

Chain Xo:

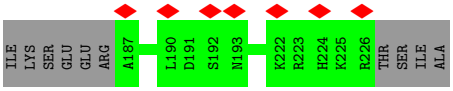

- Molecule 5: Scaffold protein

Chain Xp:

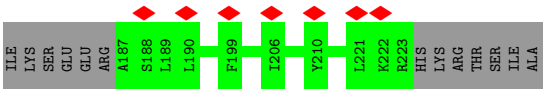

- Molecule 5: Scaffold protein

Chain Xq:

MET THR GLU LYS GLU GLU LYS GLU ASP LEU GLN ALA GLN ASP LYS GLU GLU GLN GLN ILE LYS ALA ASP THR LYS VAL ILE SER VAL GLN GLU PHE GLU GLU TYR MET ARG PHE LYS GLU GLN ALA ASN SER LYS SER LYS GLU THR SER ARG ASP LEU SER ILE ASN GLU ARG ILE THR

LYS GLU LEU ALA GLU VAL GLU GLU ARG GLU ARG ILE GLU LYS GLN LEU LEU LEU GLU ALA GLU ARG ILE ASN GLU ILE ASP THR LEU ALA LYS ALA HIS LEU SER ASN HIS PHE ASN LYS GLU VAL LEU LEU ALA LYS GLY TYR THR LEU LYS ASP ILE MET GLN ALA GLN ARG ARG GLU

LEU VAL ARG LYS PHE VAL PRO ILE GLU GLN ILE LYS ALA ILE ALA LYS VAL SER ASP ILE SER HIS ILE ASP GLY GLU ILE LEU LEU GLU GLN LEU VAL SER LEU ALA LYS VAL ASN ILE LYS LEU ARG LYS ASN ALA SER SER SER SER SER SER VAL ASP SER ILE LYS GLY ASN ILE ALA

ILE LYS SER GLU GLU ARG A187 S188 L189 N193 F194 V195 R213 R214 I215 N220 L221 K222 R223 HIS LYS ARG THR SER ILE ALA

- Molecule 5: Scaffold protein

Chain Xr:

MET THR GLU LYS GLU GLU LYS GLU ASP LEU GLN ALA GLN ASP LYS GLU GLU GLN GLN ILE LYS ALA ASP THR LYS VAL ILE SER VAL GLN GLU PHE GLU GLU TYR MET ARG PHE LYS GLU GLN ALA ASN SER LYS SER LYS GLU THR SER ARG ASP LEU SER ILE ASN GLU ARG ILE THR

LYS GLU LEU ALA GLU VAL GLU GLU ARG GLU ARG ILE GLU LYS GLN LEU LEU LEU GLU ALA GLU ARG ILE ASN GLU ILE ASP THR LEU ALA LYS ALA HIS LEU SER ASN HIS PHE ASN LYS GLU VAL LEU LEU ALA LYS GLY TYR THR LEU LYS ASP ILE MET GLN ALA GLN ARG ARG GLU

LEU VAL ARG LYS PHE VAL PRO ILE GLU GLN ILE LYS ALA ILE ALA LYS VAL SER ASP ILE SER HIS ILE ASP GLY GLU ILE LEU LEU GLU GLN LEU VAL SER LEU ALA LYS VAL ASN ILE LYS LEU ARG LYS ASN ALA SER SER SER SER SER SER VAL ASP SER ILE LYS GLY ASN ILE ALA

ILE LYS SER GLU GLU ARG A187 S188 L189 L190 D191 S192 N193 K222 R223 H224 K225 R226 THR SER ILE ALA

- Molecule 5: Scaffold protein

Chain Xs:

MET THR GLU LYS GLU GLU LYS GLU ASP LEU GLN ALA GLN ASP LYS GLU GLU GLN GLN ILE LYS ALA ASP THR LYS VAL ILE SER VAL GLN GLU PHE GLU GLU TYR MET ARG PHE LYS GLU GLN ALA ASN SER LYS SER LYS GLU THR SER ARG ASP LEU SER ILE ASN GLU ARG ILE THR

LYS GLU LEU ALA GLU VAL GLU GLU ARG GLU ARG ILE GLU LYS GLN LEU LEU LEU GLU ALA GLU ARG ILE ASN GLU ILE ASP THR LEU ALA LYS ALA HIS LEU SER ASN HIS PHE ASN LYS GLU VAL LEU LEU ALA LYS GLY TYR THR LEU LYS ASP ILE MET GLN ALA GLN ARG ARG GLU

LEU VAL ARG LYS PHE VAL PRO ILE GLU GLN ILE LYS ALA ILE ALA LYS VAL SER ASP ILE SER HIS ILE ASP GLY GLU ILE LEU LEU GLU GLN LEU VAL SER LEU ALA LYS VAL ASN ILE LYS LEU ARG LYS ASN ALA SER SER SER SER SER SER VAL ASP SER ILE LYS GLY ASN ILE ALA

ILE LYS SER GLU GLU ARG A187 L190 F194 I197 N198 E201 I215 E219 R223 HIS LYS ARG THR SER ILE ALA

- Molecule 5: Scaffold protein

Chain Xt:

MET THR GLU LYS GLU GLU LYS GLU ASP LEU GLN ALA GLN ASP LYS GLU GLU GLN GLN ILE LYS ALA ASP THR LYS VAL ILE SER VAL GLN GLU PHE GLU GLU TYR MET ARG PHE LYS GLU GLN ALA ASN SER LYS SER LYS GLU THR SER ARG ASP LEU SER ILE ASN GLU ARG ILE THR

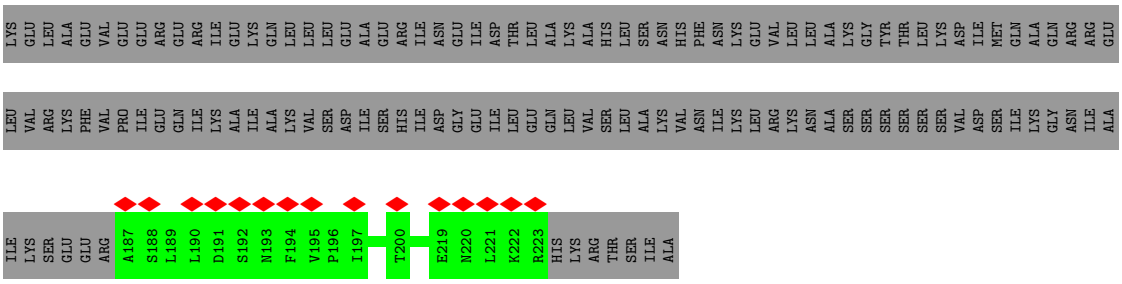

• Molecule 5: Scaffold protein

Chain Xu:



• Molecule 5: Scaffold protein

Chain Xv:



• Molecule 5: Scaffold protein

Chain Xw:

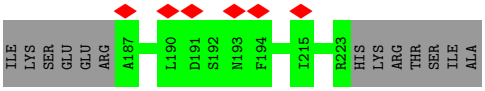

• Molecule 5: Scaffold protein

Chain YJ:



• Molecule 5: Scaffold protein

Chain YK:



• Molecule 5: Scaffold protein

Chain YL:

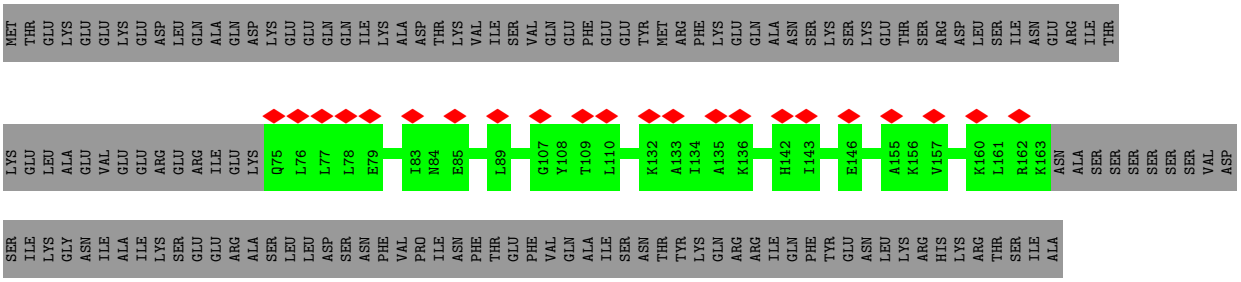

• Molecule 5: Scaffold protein

Chain YM:

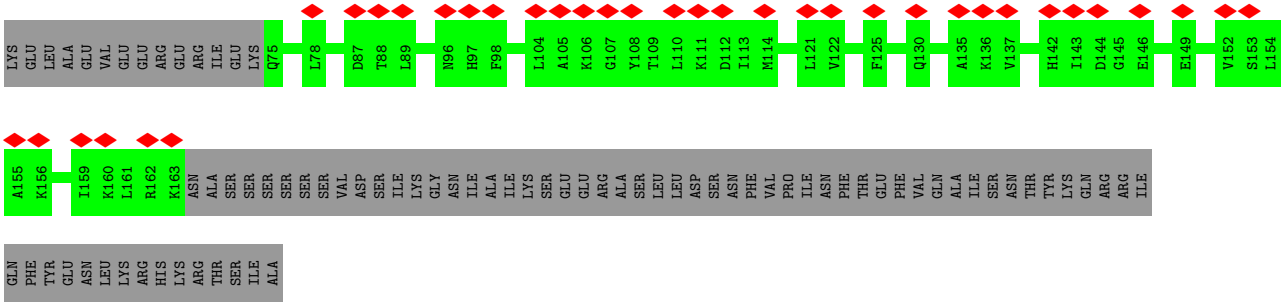

- Molecule 5: Scaffold protein

Chain YN:

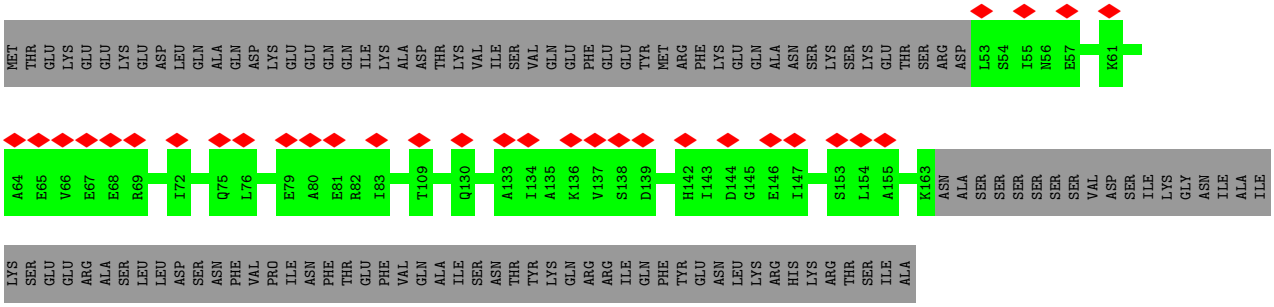

- Molecule 5: Scaffold protein

Chain YO:

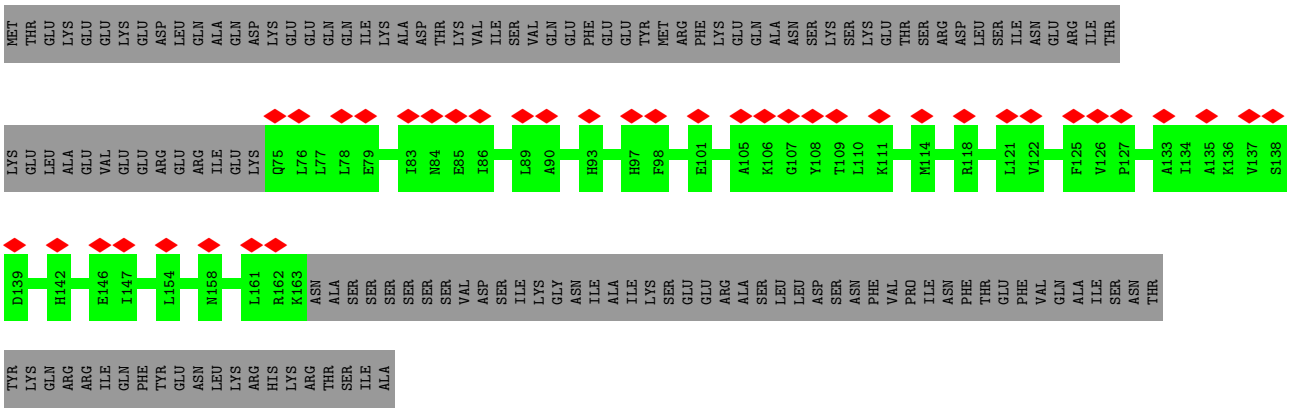

- Molecule 5: Scaffold protein

Chain YP:

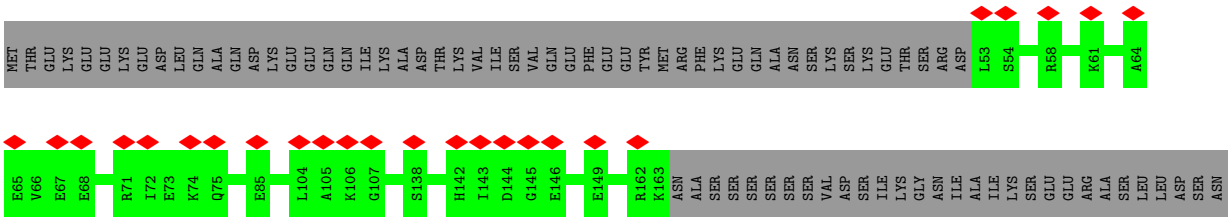

PHE VAL PRO ILE ASN PHE THR GLU PHE VAL GLN ALA ILE SER ASN THR TYR LYS GLN ARG ARG ILE GLN PHE TYR GLU ASN LEU LYS ARG HIS LYS ARG THR SER ILE ALA

- Molecule 5: Scaffold protein

Chain YQ:

MET THR GLU LYS GLU GLU LYS GLU ASP LEU GLN ALA GLN ASP LYS GLU GLU GLN GLN ILE LYS ALA ASP THR LYS VAL ILE SER VAL GLN GLU PHE GLU GLU TYR MET ARG PHE LYS GLU GLN ALA ASN SER LYS SER LYS GLU THR SER ARG ASP L53 S54 R58 K61 E62 L63

A64 E65 R69 A90 K106 G107 Y108 T109 V122 K136 V137 S138 D139 H142 I143 E146 K163 ASN ALA SER SER SER SER SER SER VAL ASP SER ILE LYS GLY ASN ILE ALA ILE LYS SER GLU GLU ARG ALA SER LEU LEU ASP SER ASN PHE VAL PRO ILE ASN

PHE THR GLU PHE VAL GLN ALA ILE SER ASN THR TYR LYS GLN ARG ARG ILE GLN PHE TYR GLU ASN LEU LYS ARG HIS LYS ARG THR SER ILE ALA

- Molecule 5: Scaffold protein

Chain YR:

MET THR GLU LYS GLU GLU LYS GLU ASP LEU GLN ALA GLN ASP LYS GLU GLU GLN GLN ILE LYS ALA ASP THR LYS VAL ILE SER VAL GLN GLU PHE GLU GLU TYR MET ARG PHE LYS GLU GLN ALA ASN SER LYS SER LYS GLU THR SER ARG ASP L53 S54 A64 E65 I72

L76 A105 K106 I128 A135 S141 H142 E146 L151 R162 K163 ASN ALA SER SER SER SER SER SER VAL ASP SER ILE LYS GLY ASN ILE ALA ILE LYS SER GLU GLU ARG ALA SER LEU LEU ASP SER ASN PHE VAL PRO ILE ASN PHE THR GLU PHE VAL GLN ALA

ILE SER ASN THR TYR LYS GLN ARG ARG ILE GLN PHE TYR GLU ASN LEU LYS ARG HIS LYS ARG THR SER ILE ALA

- Molecule 5: Scaffold protein

Chain YS:

MET THR GLU LYS GLU GLU LYS GLU ASP LEU GLN ALA GLN ASP LYS GLU GLU GLN GLN ILE LYS ALA ASP THR LYS VAL ILE SER VAL GLN GLU PHE GLU GLU TYR MET ARG PHE LYS GLU GLN ALA ASN SER LYS SER LYS GLU THR SER ARG ASP LEU SER ILE ASN GLU ARG ILE THR

LYS GLU LEU ALA GLU VAL GLU GLU ARG GLU ARG ILE GLU LYS Q75 H97 F98 K106 G107 Y108 T109 L110 K111 D112 R123 E129 K136 V137 S138 D139 H142 I143 D144 R162 K163 ASN ALA SER SER SER SER SER SER VAL ASP SER ILE LYS GLY ASN ILE ALA ILE

LYS SER GLU GLU ARG ALA SER LEU LEU ASP SER ASN PHE VAL PRO ILE ASN PHE THR GLU PHE VAL GLN ALA ILE SER ASN THR TYR LYS GLN ARG ARG ILE GLN PHE TYR GLU ASN LEU LYS ARG HIS LYS ARG THR SER ILE ALA

- Molecule 5: Scaffold protein

Chain YT:

MET THR GLU LYS GLU GLU LYS GLU ASP LEU GLN ALA GLN ASP LYS GLU GLU GLN GLN ILE LYS ALA ASP THR LYS VAL ILE SER VAL GLN GLU PHE GLU GLU TYR MET ARG PHE LYS GLU GLN ALA ASN SER LYS SER LYS GLU THR SER ARG ASP L53 S54 I55 N56 E57 R58 I59 T60



• Molecule 5: Scaffold protein

Chain YU:

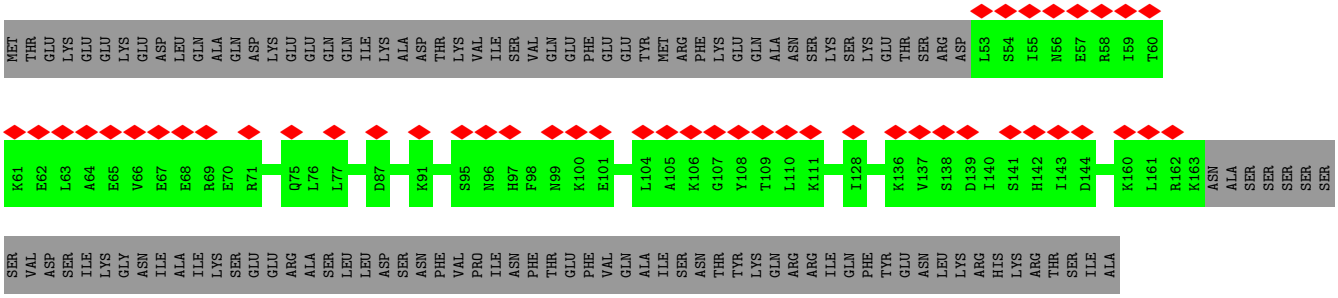

• Molecule 5: Scaffold protein

Chain YV:

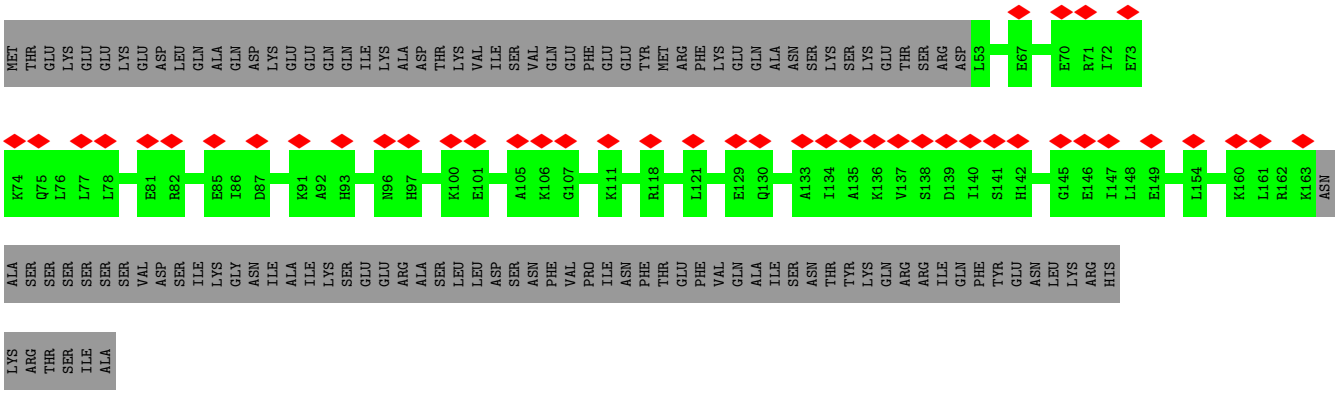

• Molecule 5: Scaffold protein

Chain YW:

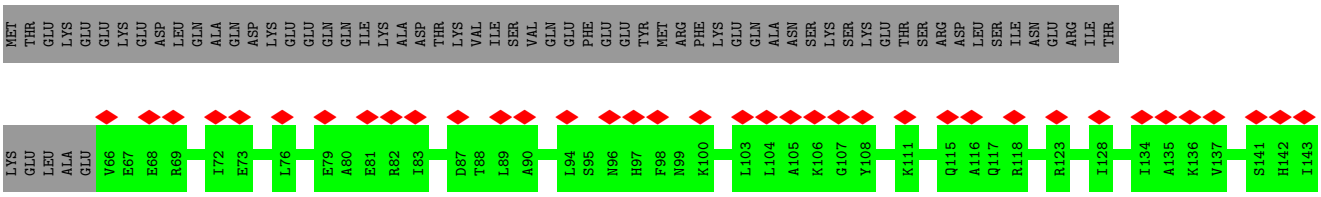



• Molecule 5: Scaffold protein

Chain YX:

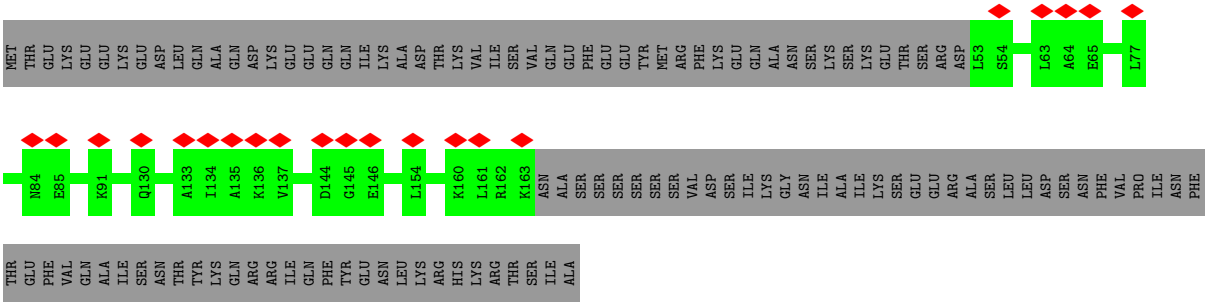

• Molecule 5: Scaffold protein

Chain YY:

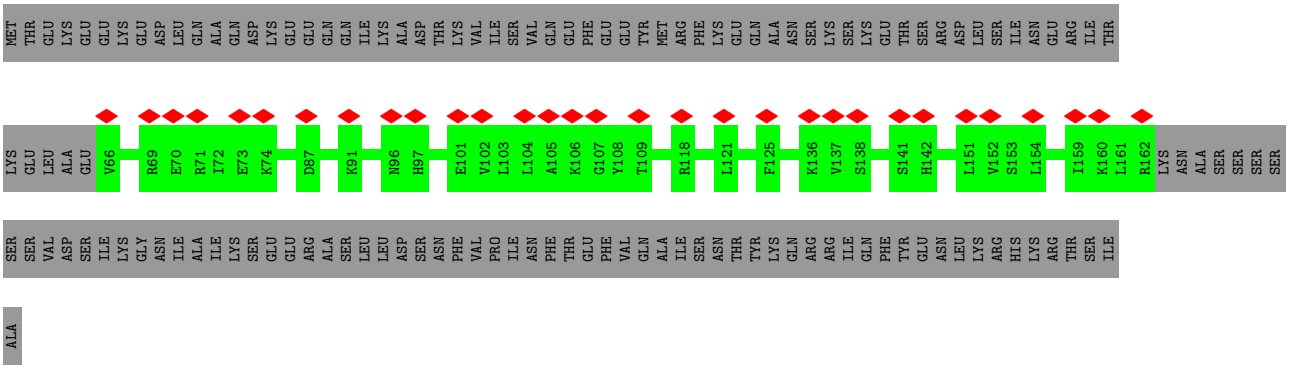

• Molecule 5: Scaffold protein

Chain YZ:



• Molecule 5: Scaffold protein

Chain Ya:

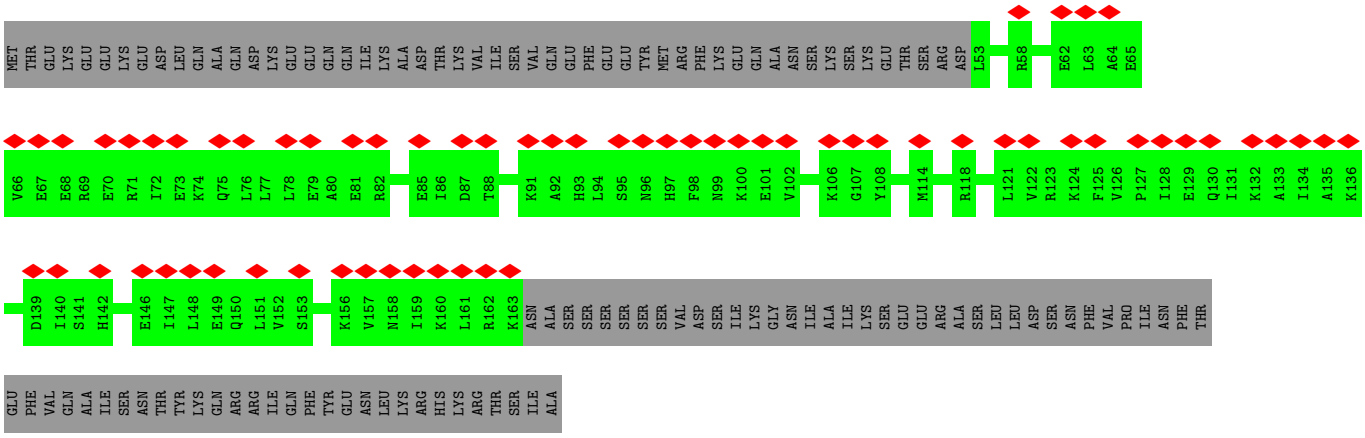

- Molecule 5: Scaffold protein

Chain Yb:

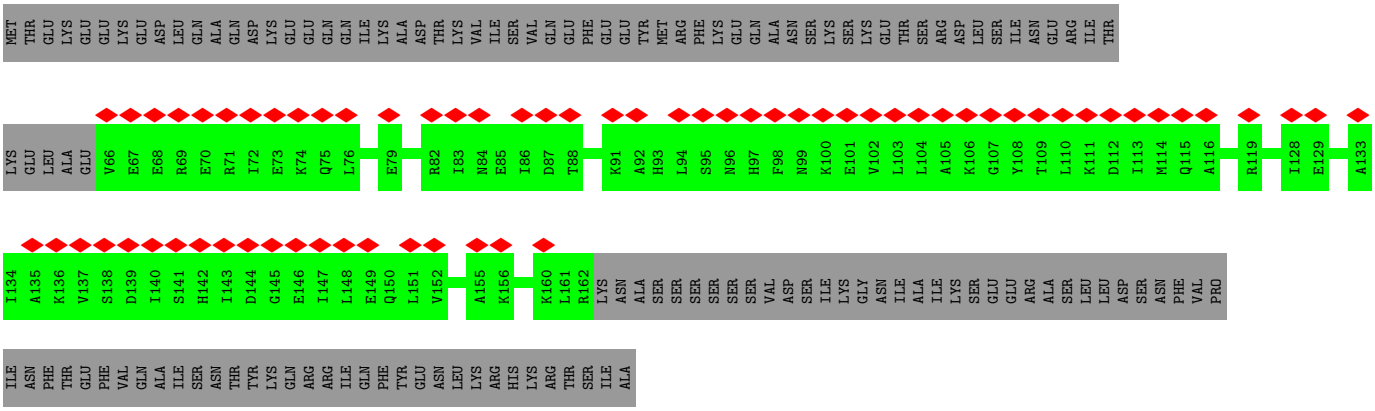

- Molecule 5: Scaffold protein

Chain Yc:

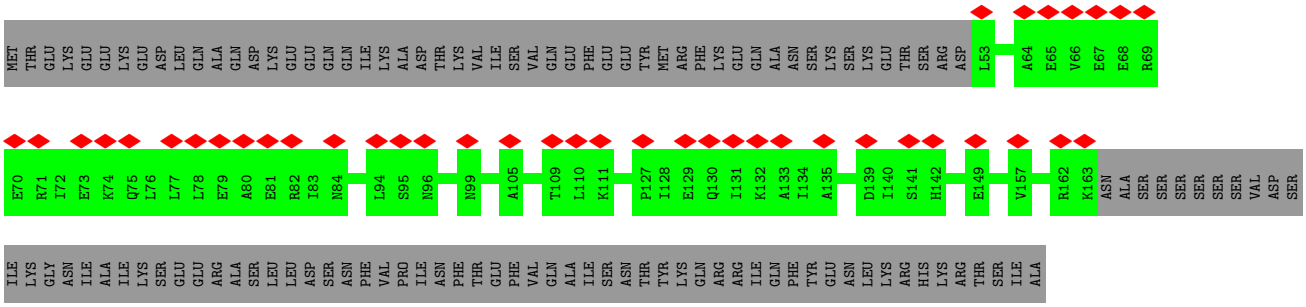

- Molecule 5: Scaffold protein

Chain Yd:



- Molecule 5: Scaffold protein

Chain Ye:

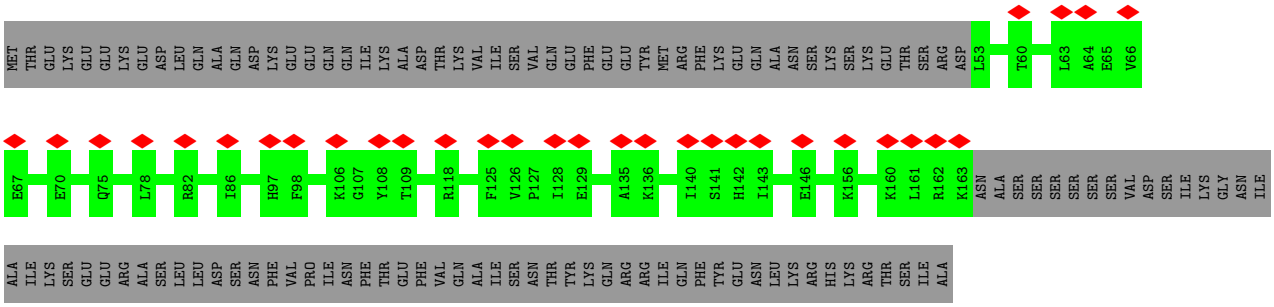

- Molecule 5: Scaffold protein

Chain Yf:

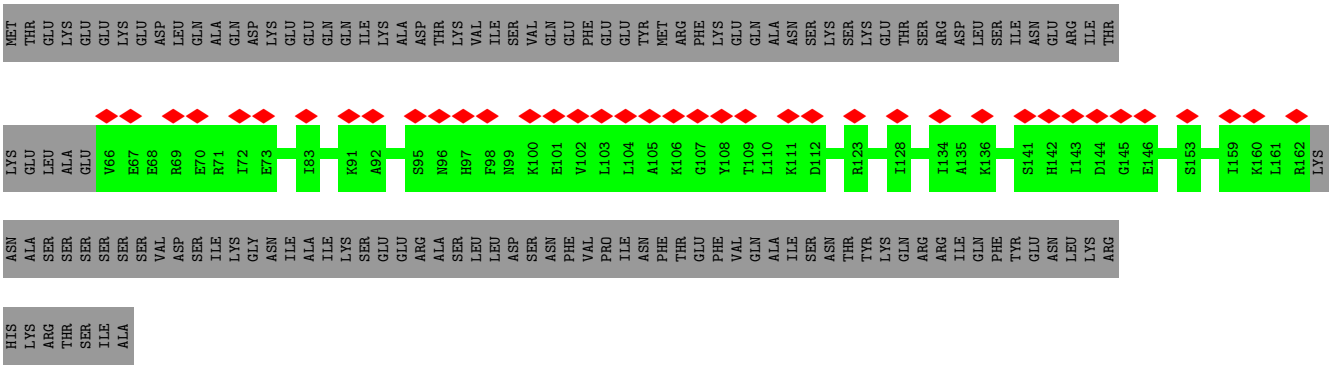

- Molecule 5: Scaffold protein

Chain Yg:



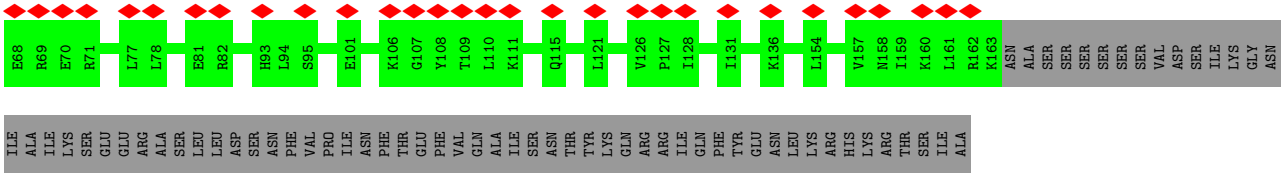

- Molecule 5: Scaffold protein

Chain Yh:

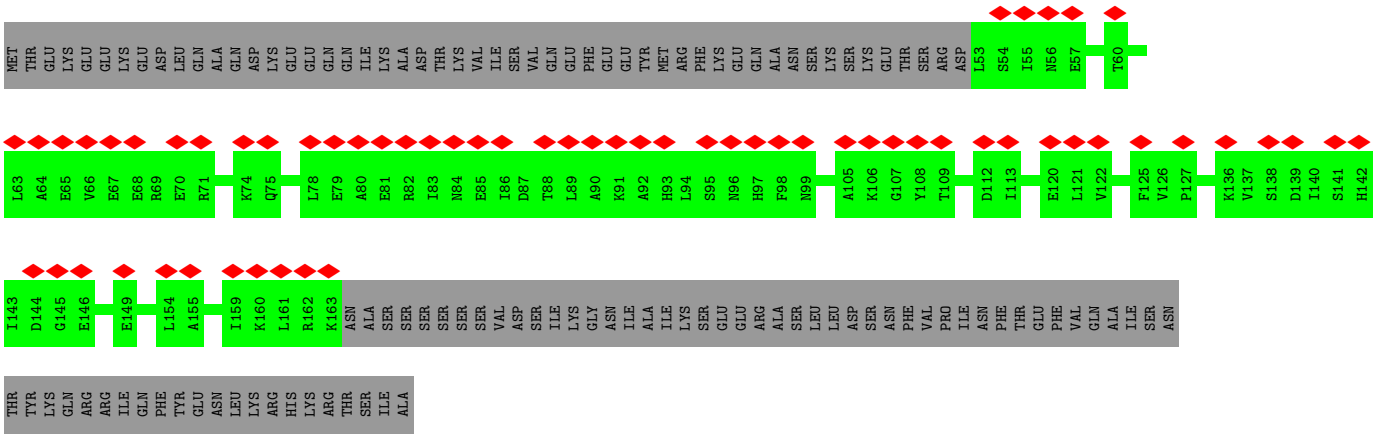

- Molecule 5: Scaffold protein

Chain Yi:

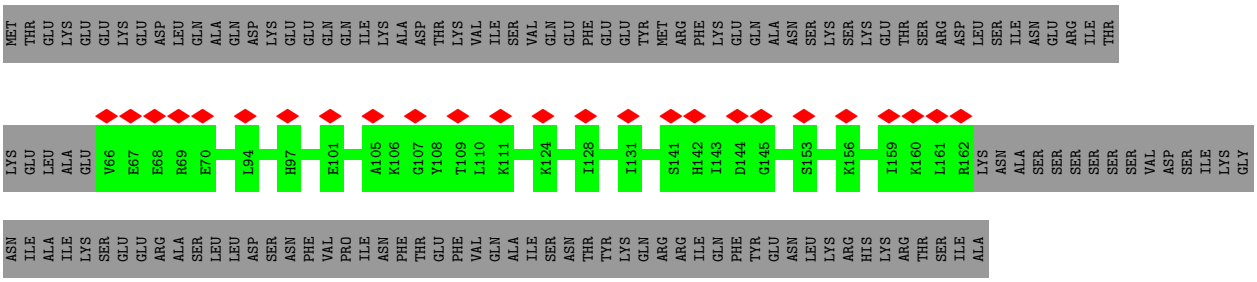

- Molecule 5: Scaffold protein

Chain Yj:

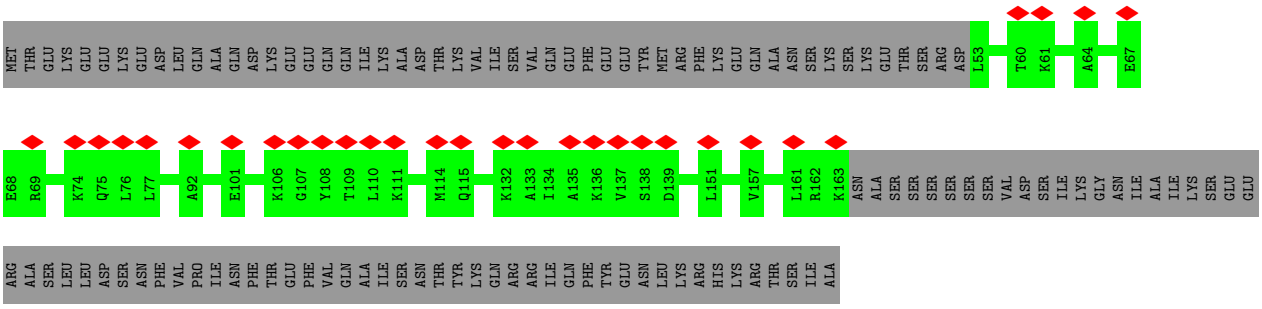

- Molecule 5: Scaffold protein

Chain Yk:

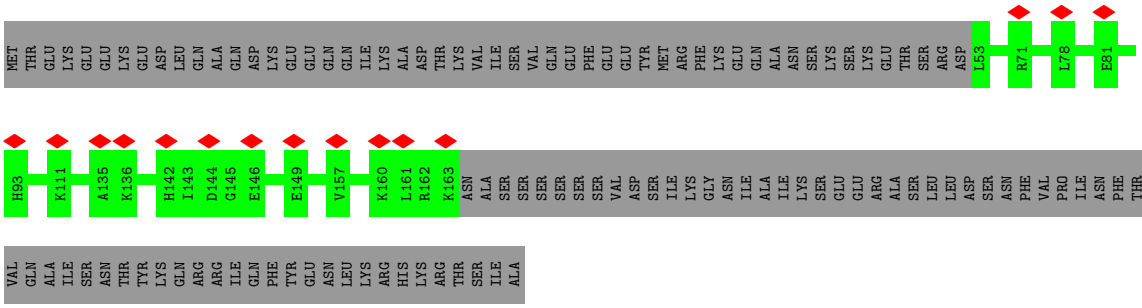

- Molecule 5: Scaffold protein

Chain Yl:

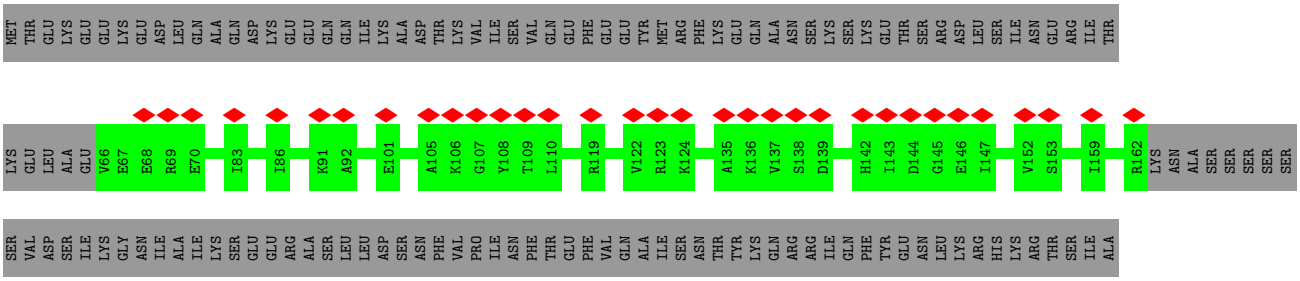

- Molecule 5: Scaffold protein

Chain Ym:



- Molecule 5: Scaffold protein

Chain Yn:

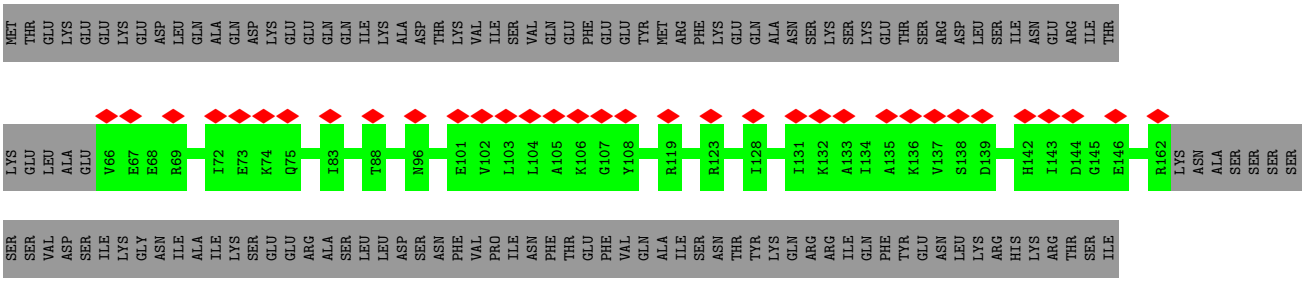

ALA

- Molecule 5: Scaffold protein

Chain Yo:

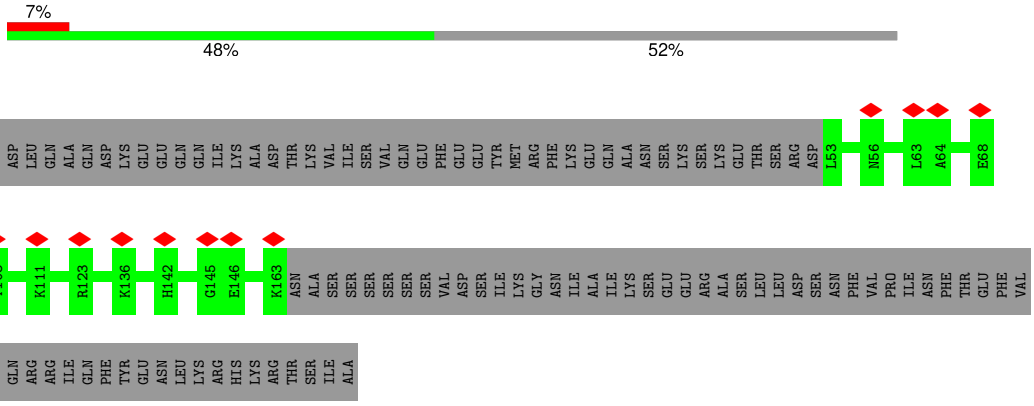

- Molecule 5: Scaffold protein

Chain Yp:

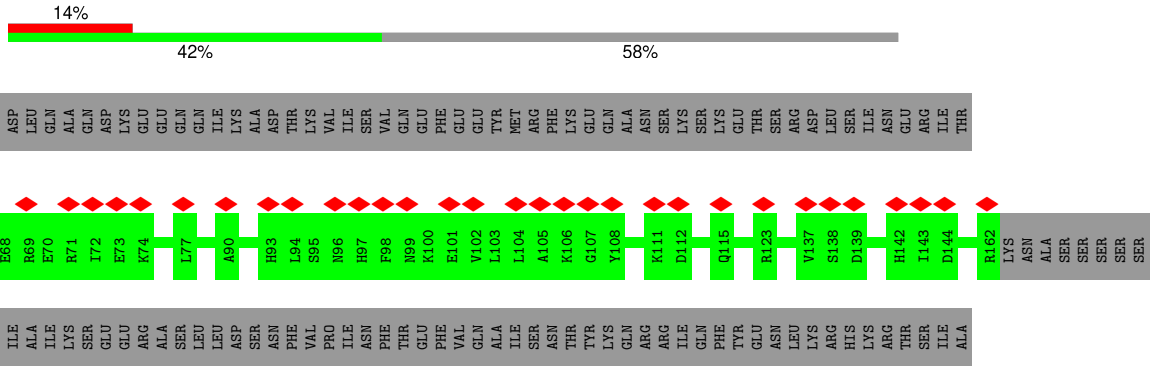

- Molecule 5: Scaffold protein

Chain Yq:

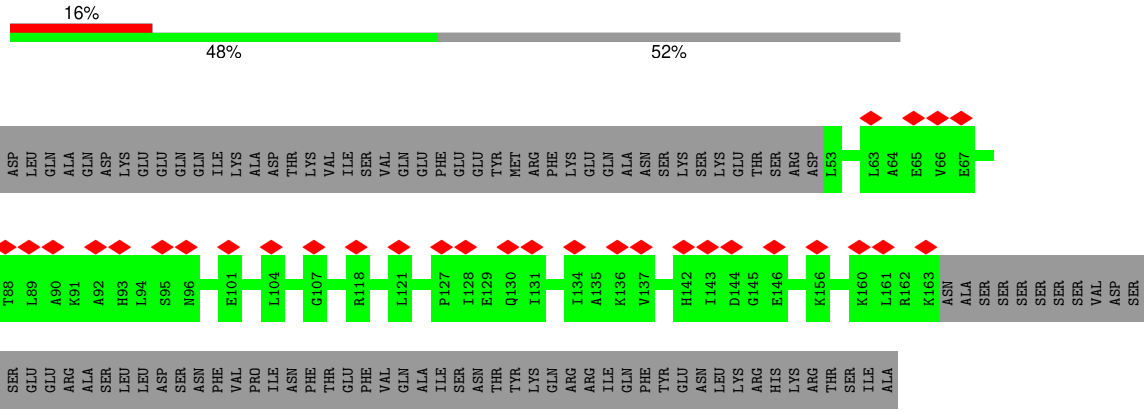

- Molecule 5: Scaffold protein

Chain Yr:



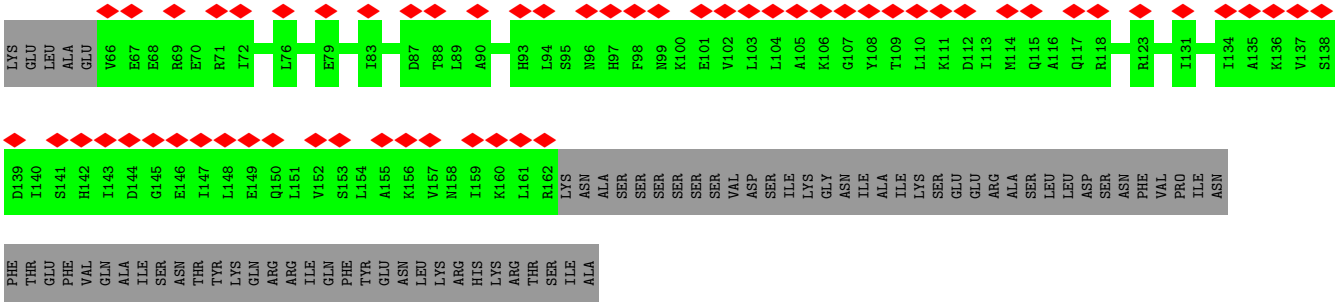

- Molecule 5: Scaffold protein

Chain Ys:



- Molecule 5: Scaffold protein

Chain Yt:

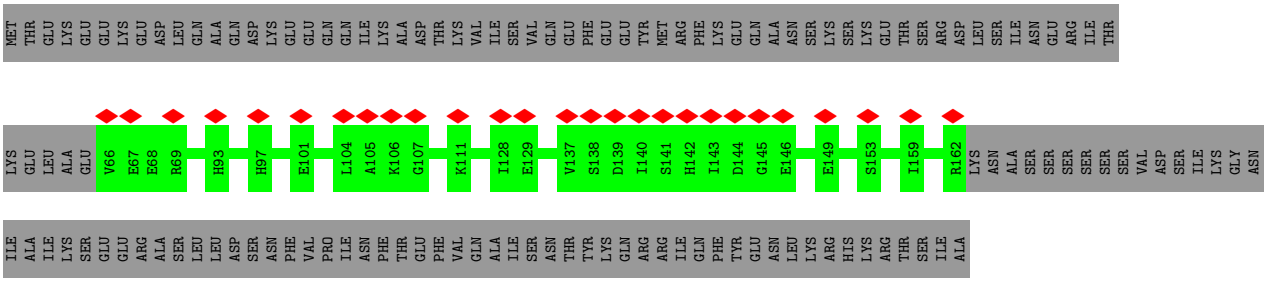

- Molecule 5: Scaffold protein

Chain Yu:



- Molecule 5: Scaffold protein

Chain Yv:

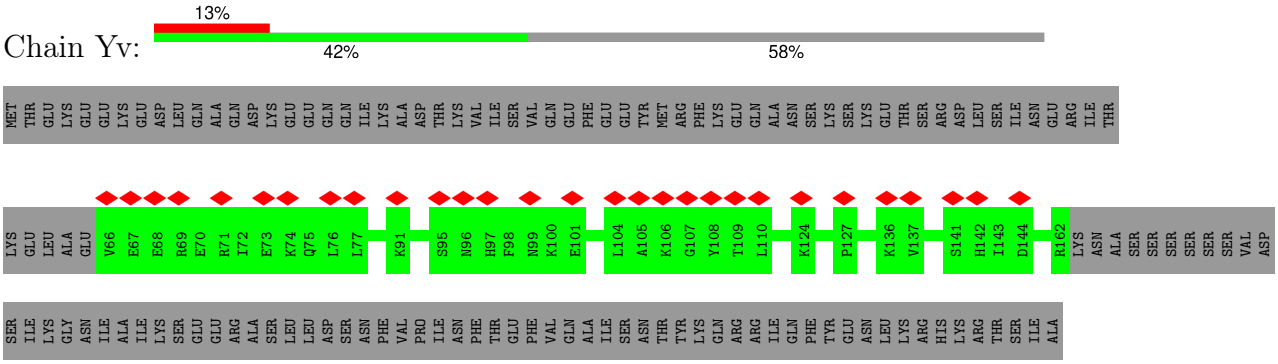

- Molecule 5: Scaffold protein

Chain Yw:

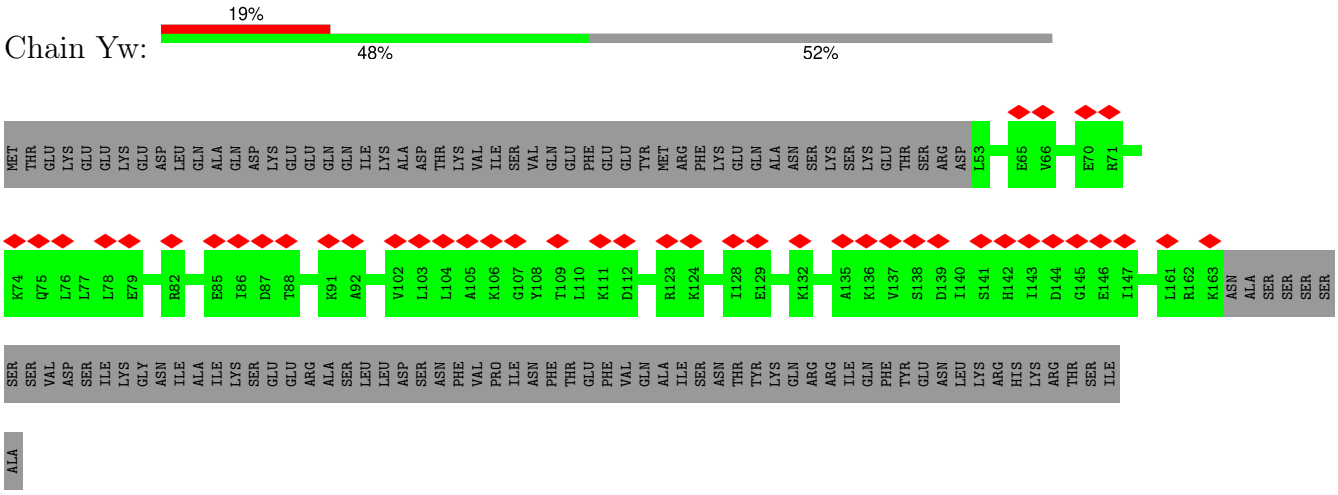

- Molecule 5: Scaffold protein

Chain Yx:

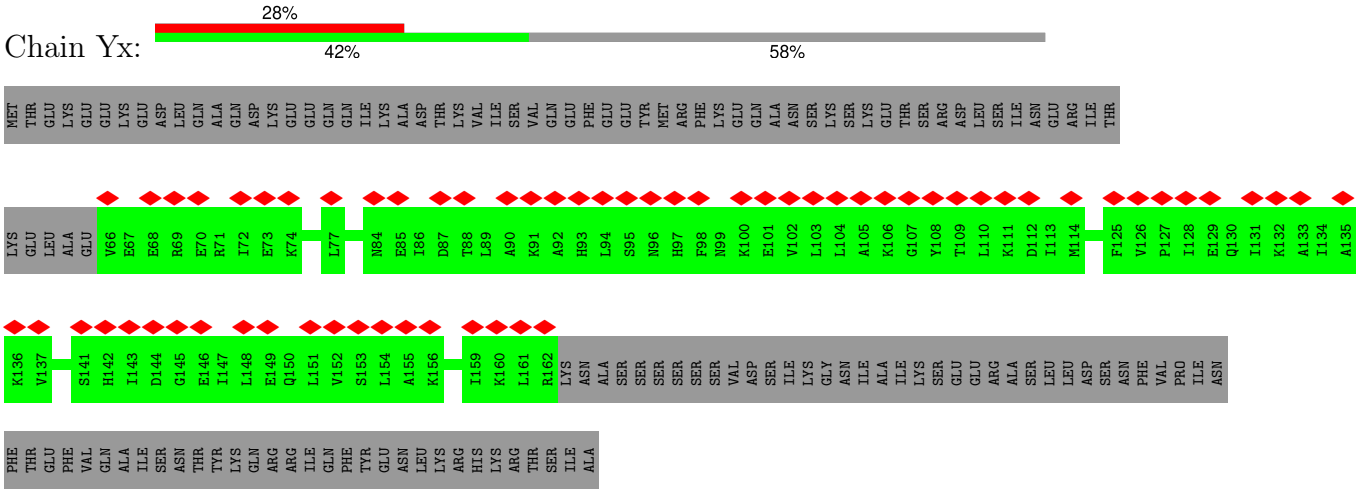

- Molecule 5: Scaffold protein

Chain Yy:

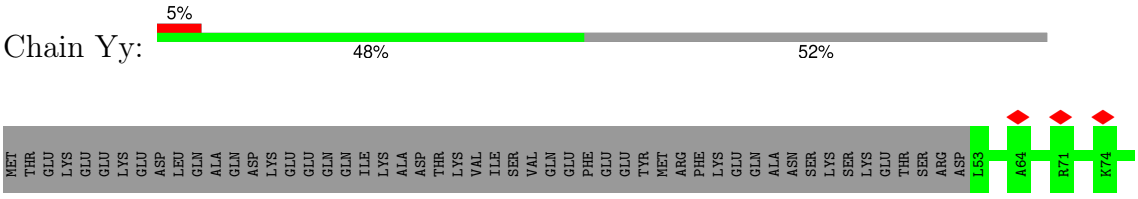

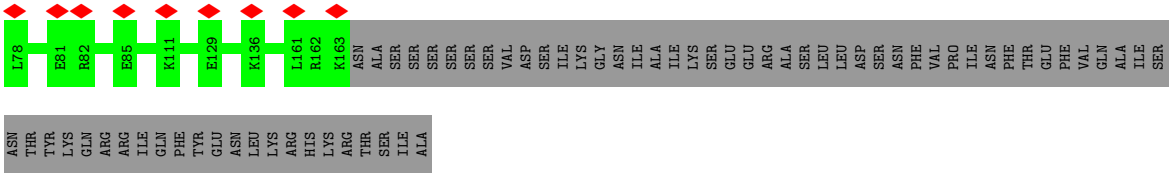

- Molecule 5: Scaffold protein

Chain Yz:

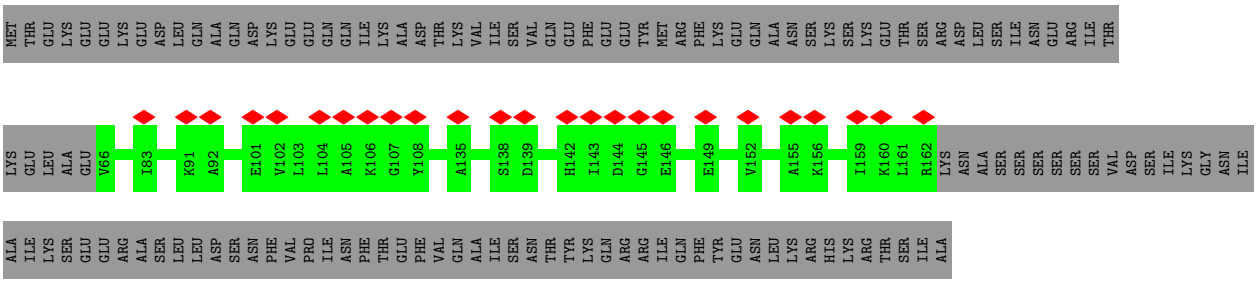

- Molecule 5: Scaffold protein

Chain ZA:



- Molecule 5: Scaffold protein

Chain ZB:

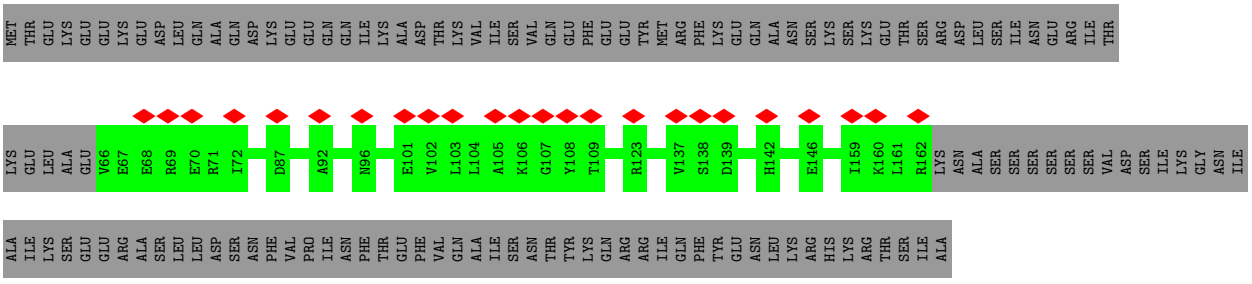

- Molecule 5: Scaffold protein

Chain ZC:

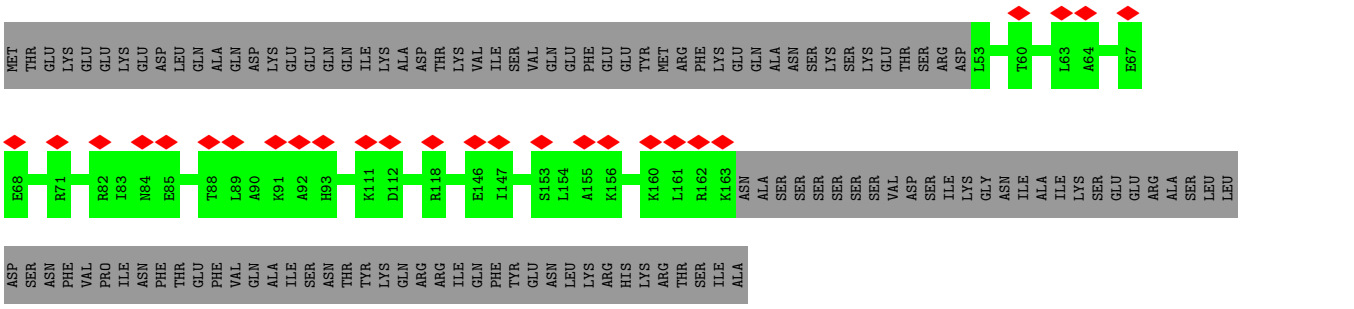

- Molecule 5: Scaffold protein

Chain ZD:



- Molecule 5: Scaffold protein

Chain ZE:

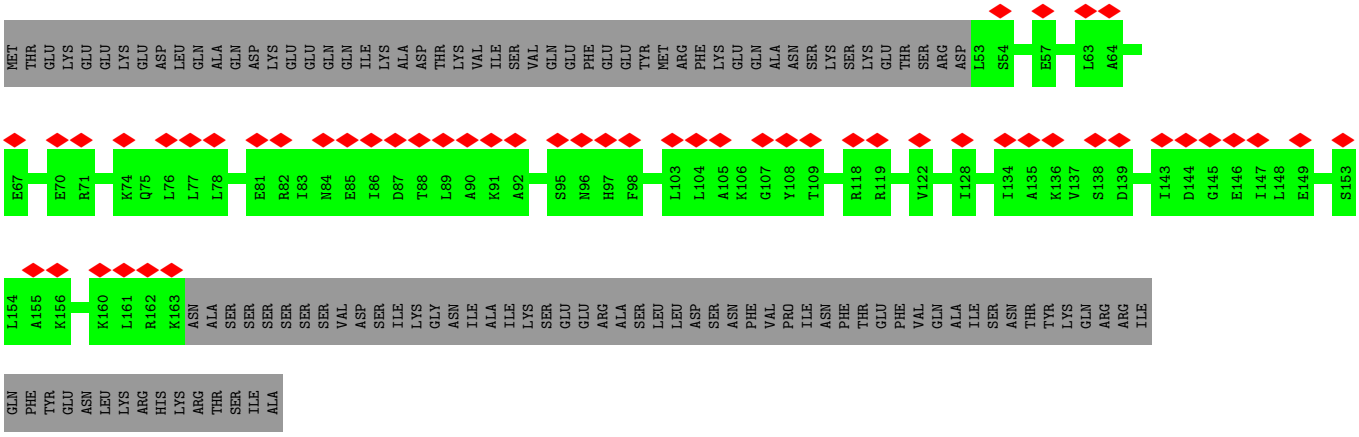

- Molecule 5: Scaffold protein

Chain ZF:



- Molecule 5: Scaffold protein

Chain ZG:

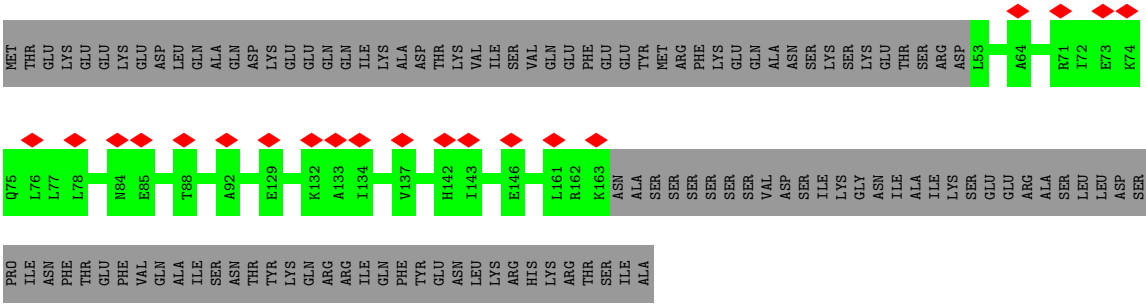

- Molecule 5: Scaffold protein

Chain ZH:

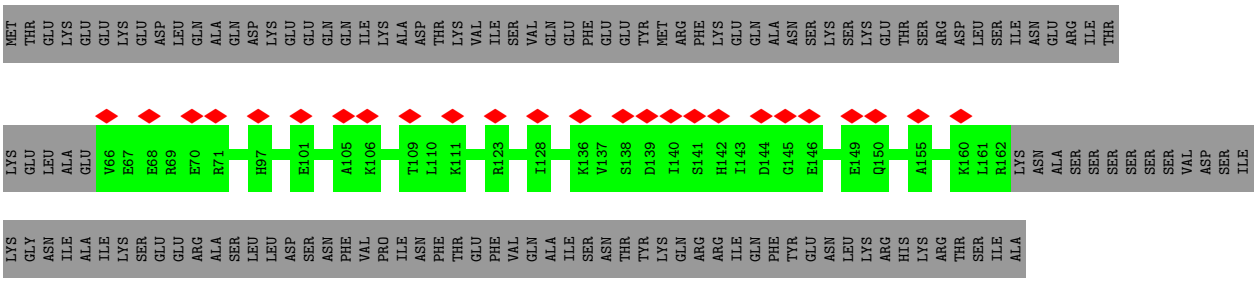

- Molecule 5: Scaffold protein

Chain ZI:

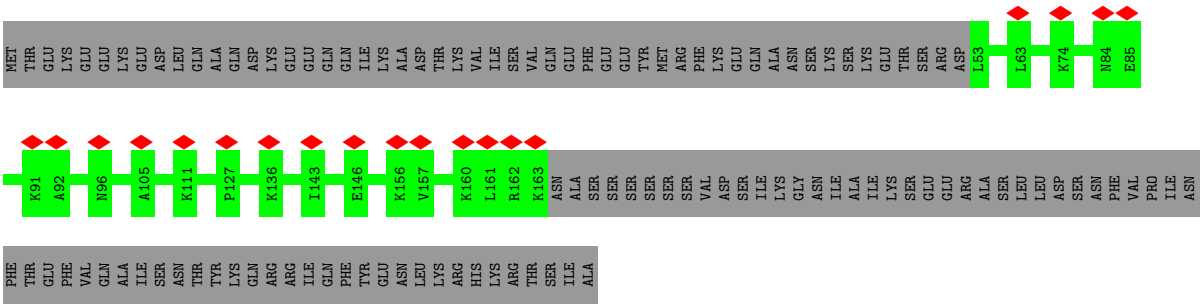

- Molecule 5: Scaffold protein

Chain ZJ:

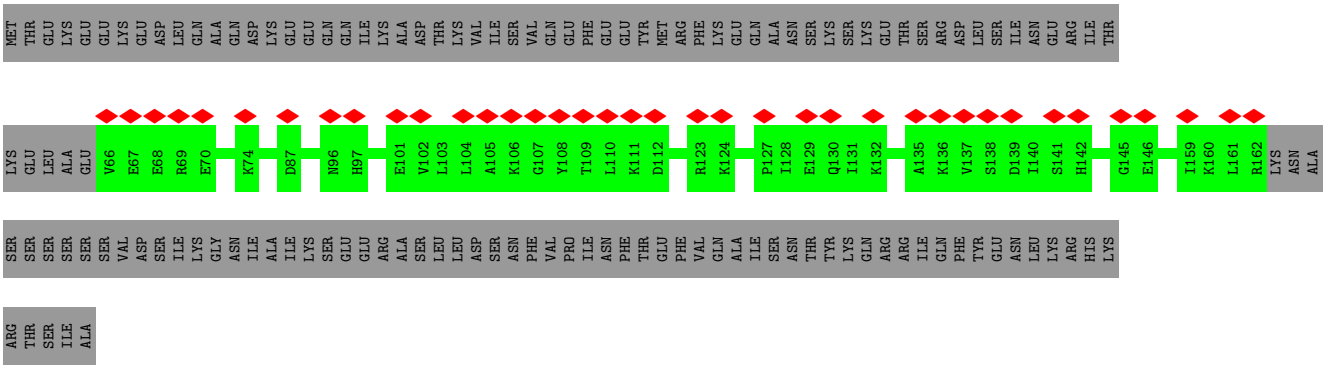

- Molecule 5: Scaffold protein

Chain ZK:

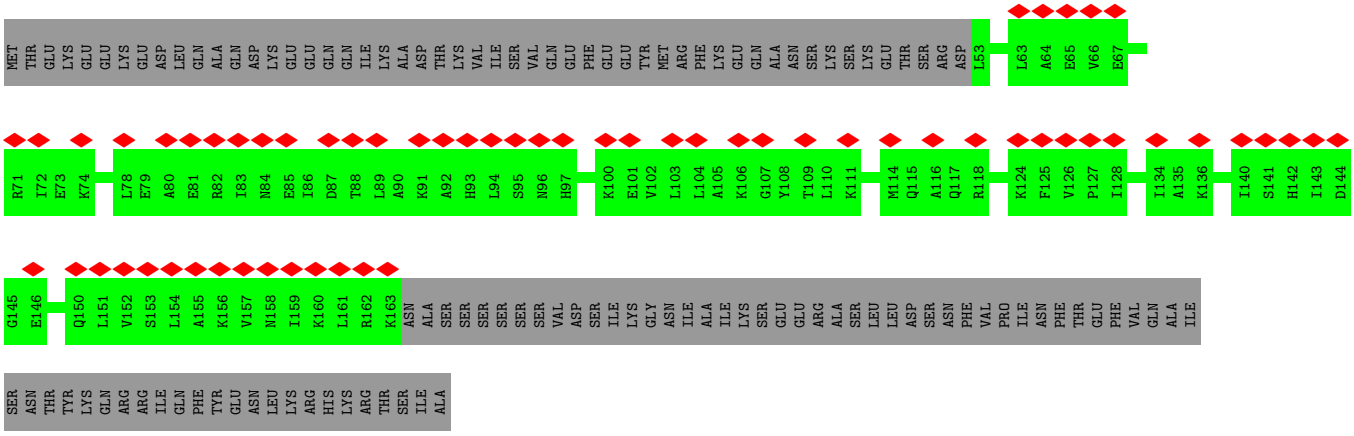

- Molecule 5: Scaffold protein

Chain ZL:



- Molecule 5: Scaffold protein

Chain ZM:

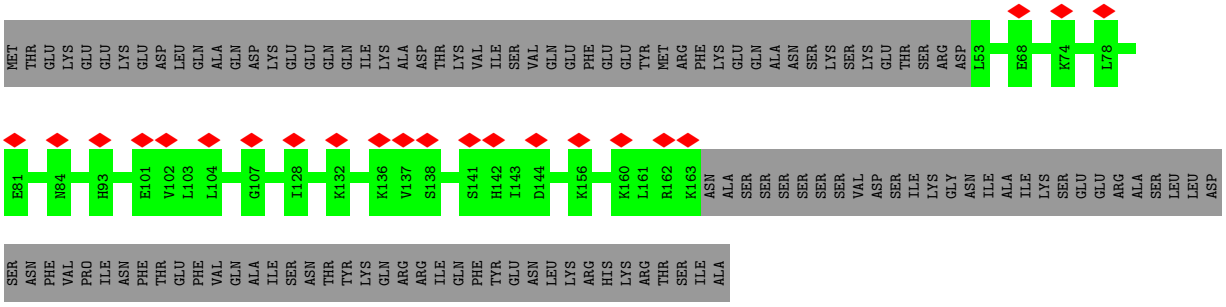

- Molecule 5: Scaffold protein

Chain ZN:

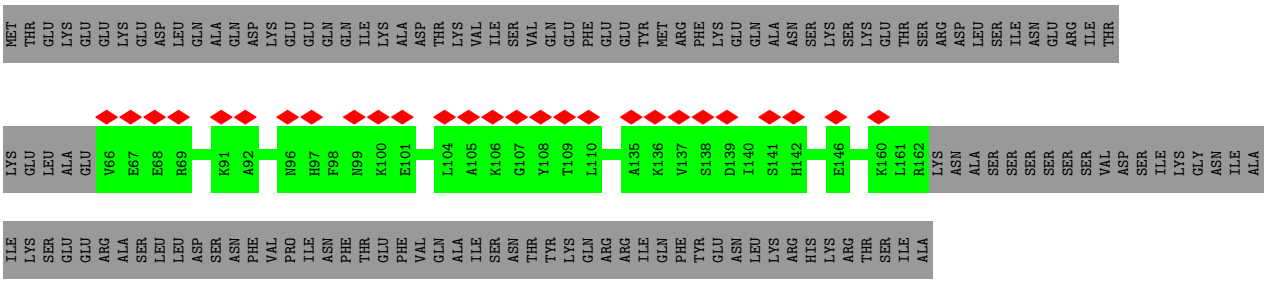

- Molecule 5: Scaffold protein

Chain ZO:



- Molecule 5: Scaffold protein

Chain ZP:

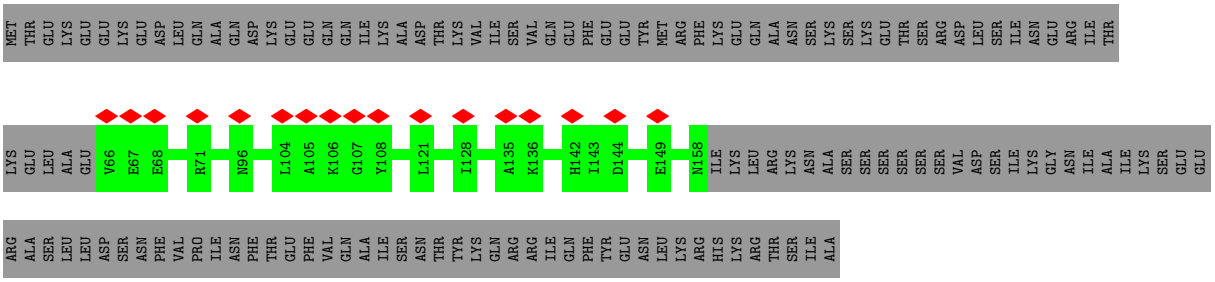

- Molecule 5: Scaffold protein

Chain ZQ:



- Molecule 5: Scaffold protein

Chain ZR:



- Molecule 5: Scaffold protein

Chain ZS:



- Molecule 5: Scaffold protein

Chain ZT:



- Molecule 5: Scaffold protein

Chain ZU:

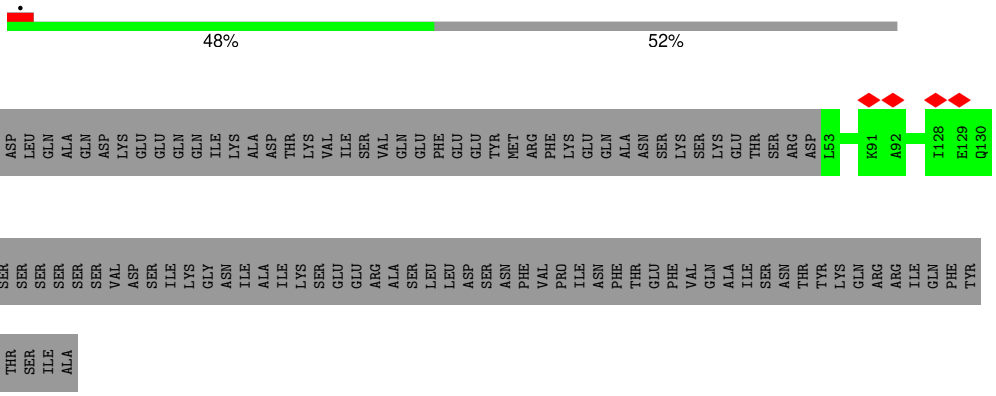

- Molecule 5: Scaffold protein

Chain ZV:

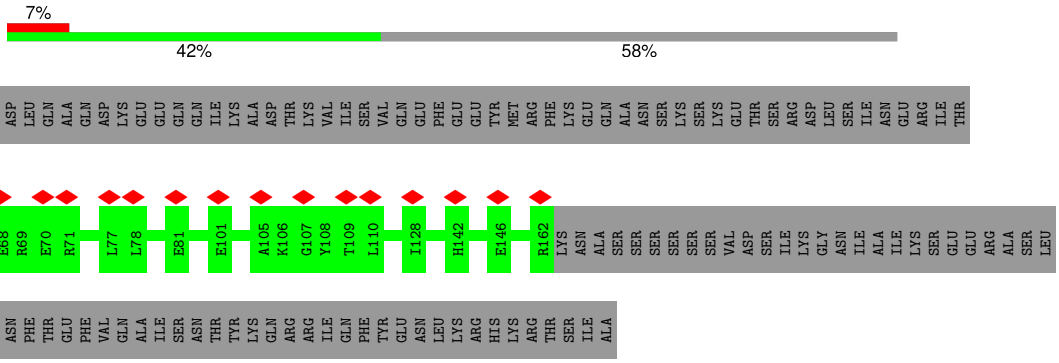

- Molecule 5: Scaffold protein

Chain ZW:

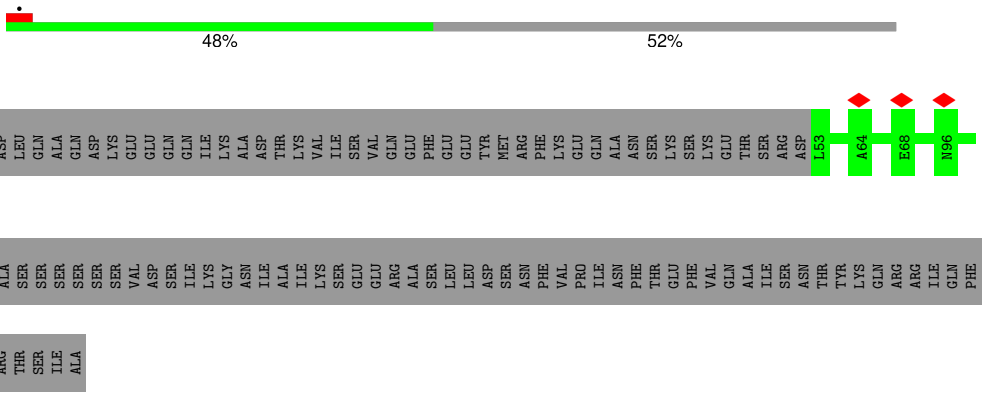

- Molecule 5: Scaffold protein

Chain ZX:

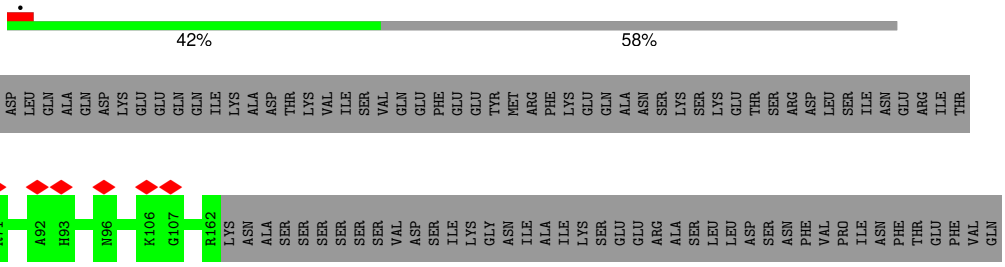

ALA ILE SER ASN THR TYR LYS GLN ARG ARG ILE GLN PHE TYR GLU ASN LEU LYS ARG HIS LYS ARG THR SER ILE ALA

- Molecule 5: Scaffold protein

Chain ZY:

MET THR GLU LYS GLU GLU LYS GLU ASP LEU GLN ALA GLN ASP LYS GLU GLU GLN GLN ILE LYS ALA ASP THR LYS VAL ILE SER VAL GLN GLU PHE GLU GLU TYR MET ARG PHE LYS GLU GLN ALA ASN SER LYS SER LYS GLU THR SER ARG ASP L53 E68 R71 H93

A105 I128 H142 I143 D144 L154 K160 K163 ASN ALA SER SER SER SER SER SER VAL ASP SER ILE LYS GLY ASN ILE ALA ILE LYS SER GLU GLU ARG ALA SER LEU LEU ASP SER ASN PHE VAL PRO ILE ASN PHE THR GLU PHE VAL GLN ALA ILE SER ASN THR TYR

LYS GLN ARG ARG ILE GLN PHE TYR GLU ASN LEU LYS ARG HIS LYS ARG THR SER ILE ALA

- Molecule 5: Scaffold protein

Chain ZZ:

MET THR GLU LYS GLU GLU LYS GLU ASP LEU GLN ALA GLN ASP LYS GLU GLU GLN GLN ILE LYS ALA ASP THR LYS VAL ILE SER VAL GLN GLU PHE GLU GLU TYR MET ARG PHE LYS GLU GLN ALA ASN SER LYS SER LYS GLU THR SER ARG ASP LEU SER ILE ASN GLU ARG ILE THR

LYS GLU LEU ALA GLU V66 E67 E68 R69 S95 K106 G107 Y108 R123 E146 K160 L161 R162 LYS ASN ALA SER SER SER SER SER VAL ASP SER ILE LYS GLY ASN ILE ALA ILE LYS SER GLU GLU ARG ALA SER LEU LEU ASP SER ASN PHE VAL PRO ILE ASN PHE

THR GLU PHE VAL GLN ALA ILE SER ASN THR TYR LYS GLN ARG ARG ILE GLN PHE TYR GLU ASN LEU LYS ARG HIS LYS ARG THR SER ILE ALA

- Molecule 5: Scaffold protein

Chain Za:

MET THR GLU LYS GLU GLU LYS GLU ASP LEU GLN ALA GLN ASP LYS GLU GLU GLN GLN ILE LYS ALA ASP THR LYS VAL ILE SER VAL GLN GLU PHE GLU GLU TYR MET ARG PHE LYS GLU GLN ALA ASN SER LYS SER LYS GLU THR SER ARG ASP L53 R58 K61 N96 H97

F98 N99 I128 K136 K163 ASN ALA SER SER SER SER SER SER VAL ASP SER ILE LYS GLY ASN ILE ALA ILE LYS SER GLU GLU ARG ALA SER LEU LEU ASP SER ASN PHE VAL PRO ILE ASN PHE THR GLU PHE VAL GLN ALA ILE SER ASN THR TYR LYS GLN ARG ARG ILE

GLN PHE TYR GLU ASN LEU LYS ARG HIS LYS ARG THR SER ILE ALA

- Molecule 5: Scaffold protein

Chain Zb:

MET THR GLU LYS GLU GLU LYS GLU ASP LEU GLN ALA GLN ASP LYS GLU GLU GLN GLN ILE LYS ALA ASP THR LYS VAL ILE SER VAL GLN GLU PHE GLU GLU TYR MET ARG PHE LYS GLU GLN ALA ASN SER LYS SER LYS GLU THR SER ARG ASP LEU SER ILE ASN GLU ARG ILE THR

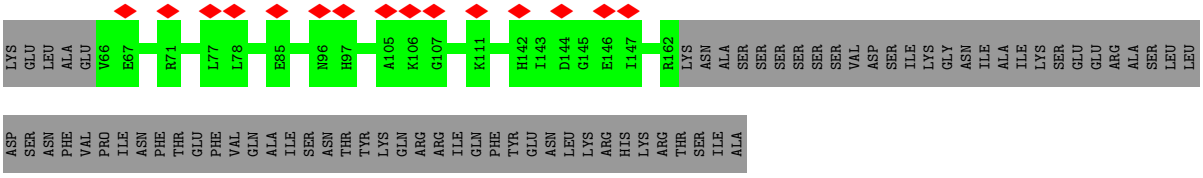

• Molecule 5: Scaffold protein

Chain Zc:



• Molecule 5: Scaffold protein

Chain Zd:

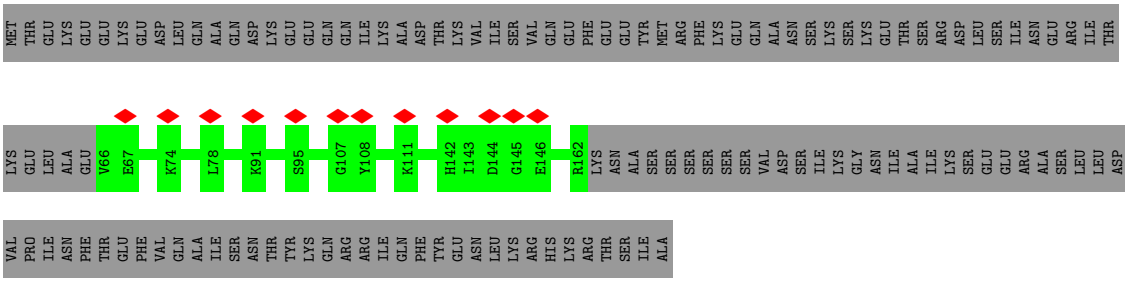

• Molecule 5: Scaffold protein

Chain Ze:



• Molecule 5: Scaffold protein

Chain Zf:



- Molecule 5: Scaffold protein

Chain Zg:



- Molecule 5: Scaffold protein

Chain Zh:

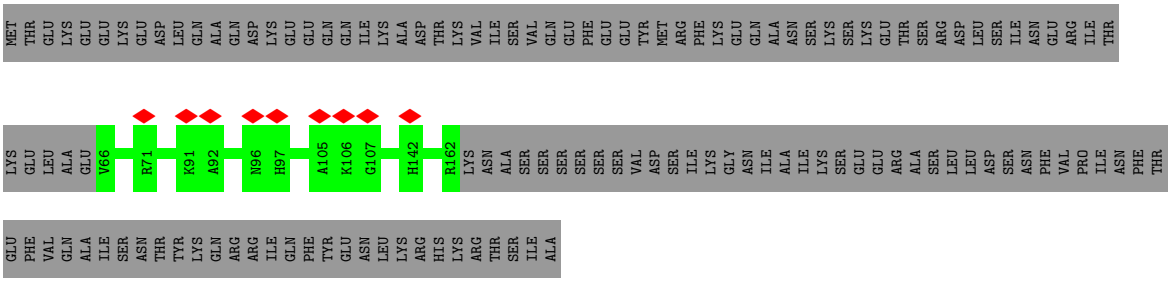

- Molecule 5: Scaffold protein

Chain Zi:



- Molecule 5: Scaffold protein

Chain Zj:



• Molecule 5: Scaffold protein

Chain Zk:



• Molecule 5: Scaffold protein

Chain Zl:

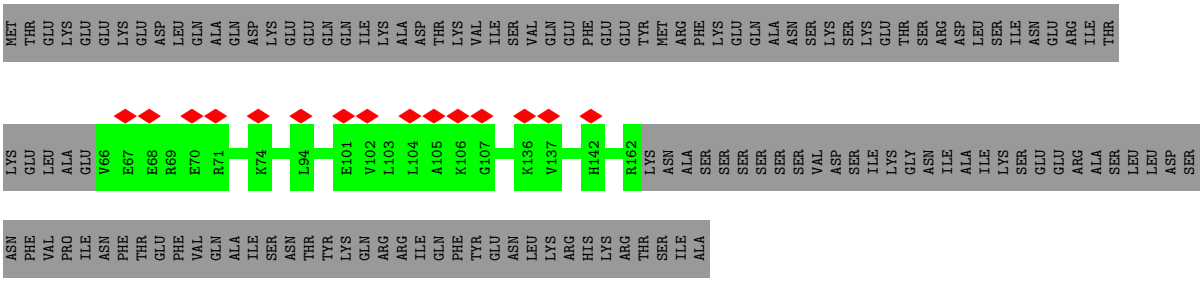

• Molecule 5: Scaffold protein

Chain Zm:



• Molecule 5: Scaffold protein

Chain Zn:

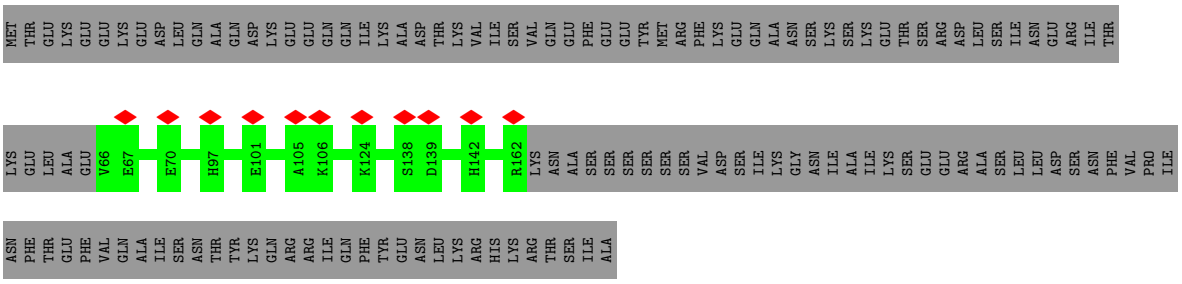

- Molecule 5: Scaffold protein

Chain Zo:



- Molecule 5: Scaffold protein

Chain Zp:



- Molecule 5: Scaffold protein

Chain Zq:



- Molecule 5: Scaffold protein

Chain Zr:

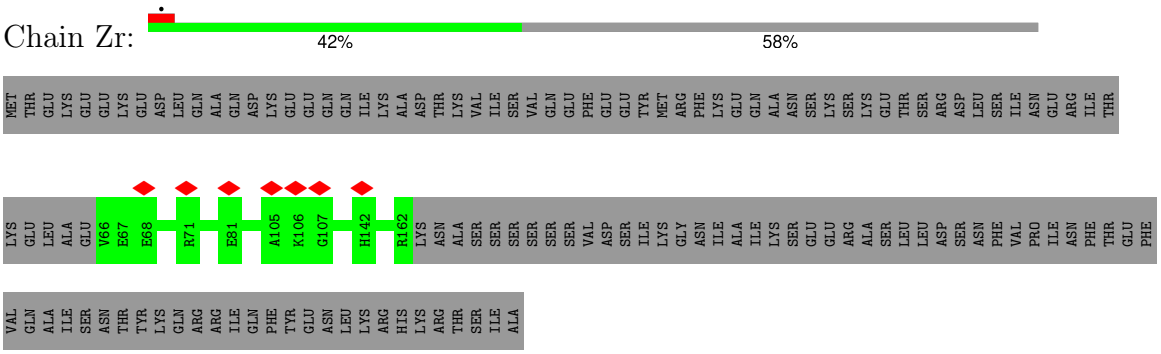

- Molecule 5: Scaffold protein

Chain Zs:

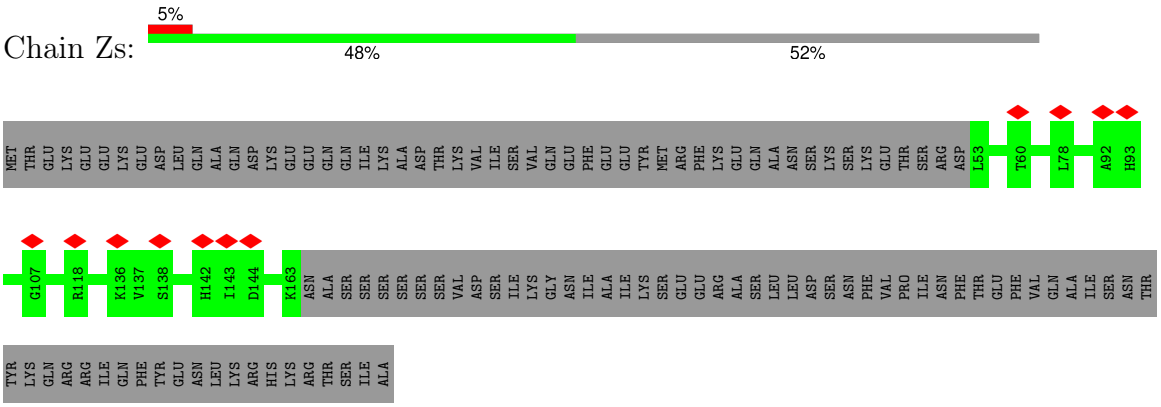

- Molecule 5: Scaffold protein

Chain Zt:

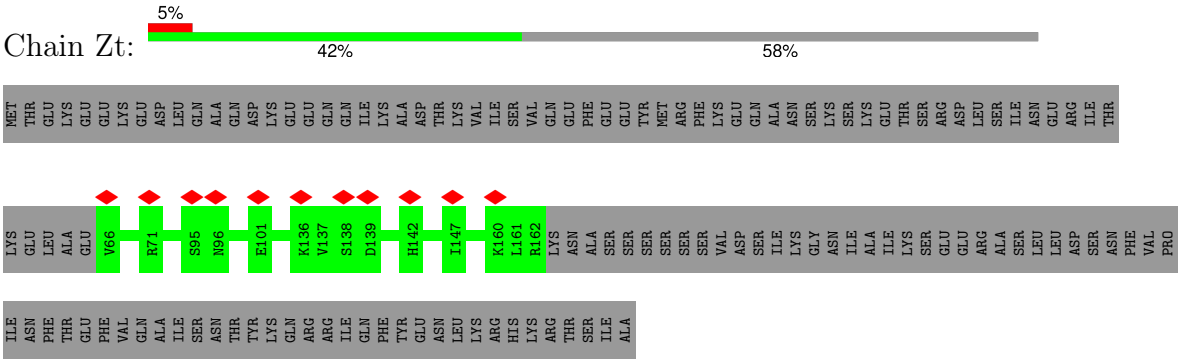

- Molecule 5: Scaffold protein

Chain Zu:

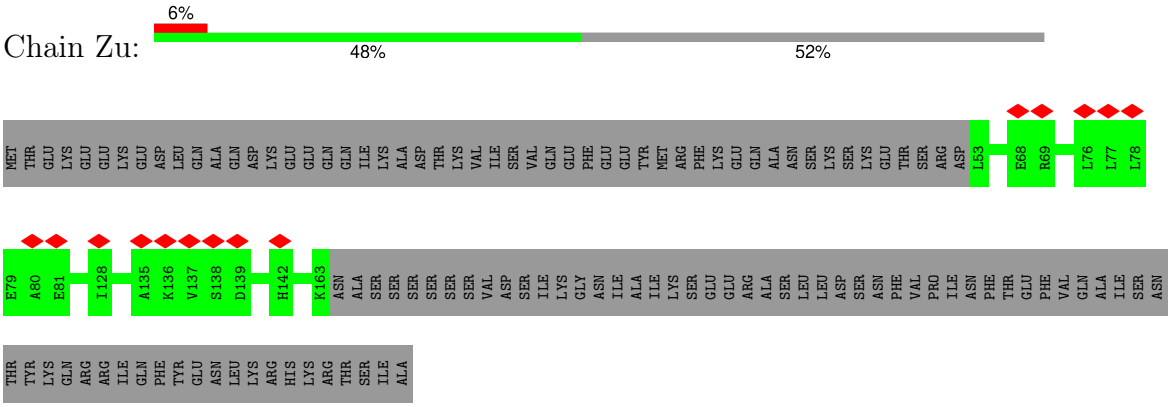

- Molecule 5: Scaffold protein

Chain Zv:

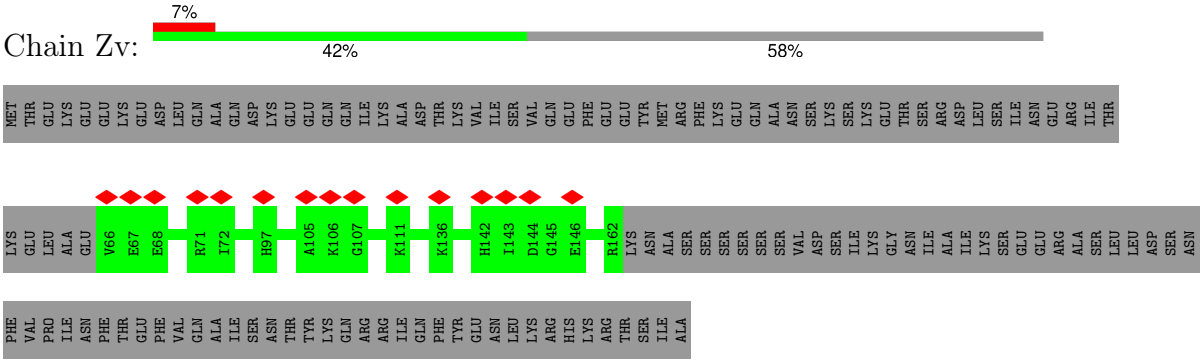

- Molecule 5: Scaffold protein

Chain Zw:



- Molecule 5: Scaffold protein

Chain Zx:

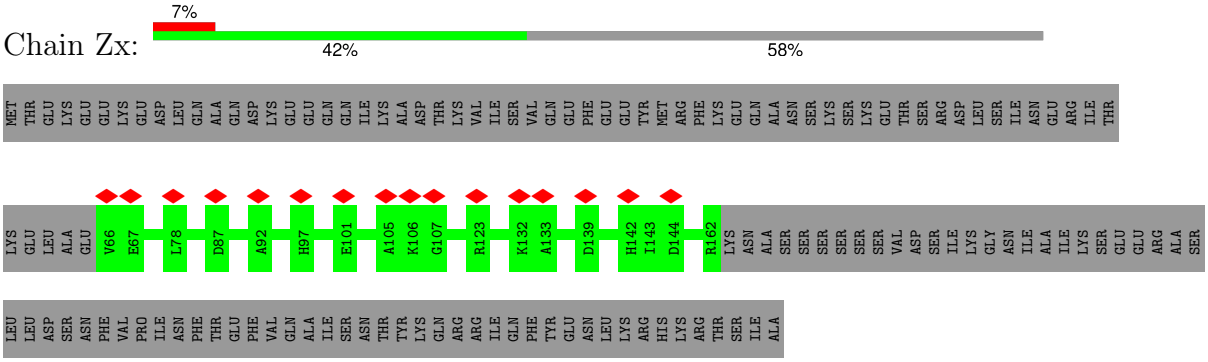

- Molecule 5: Scaffold protein

Chain Zy:

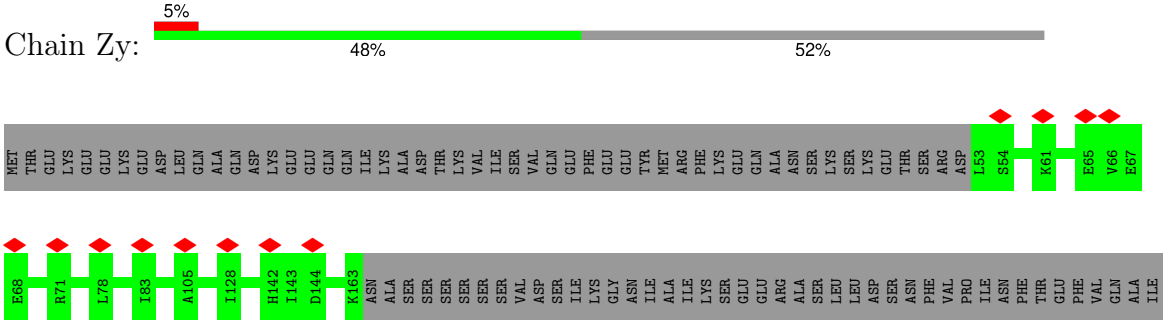

• Molecule 5: Scaffold protein

Chain Zz:



• Molecule 5: Scaffold protein

Chain aA:



• Molecule 5: Scaffold protein

Chain aB:

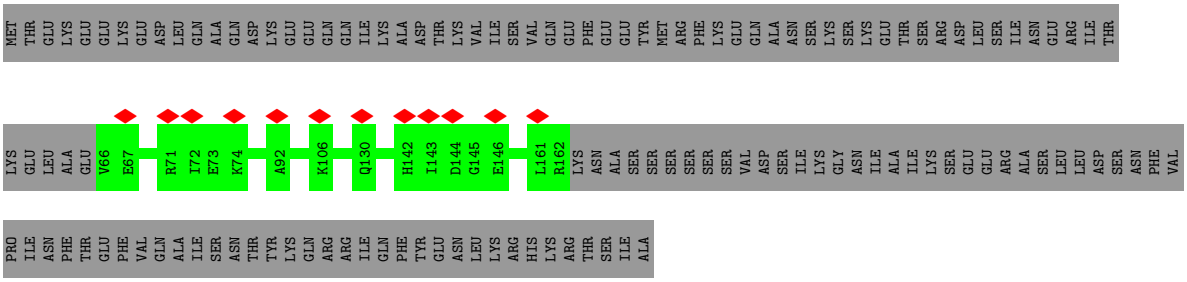

• Molecule 5: Scaffold protein

Chain aC:





- Molecule 5: Scaffold protein

Chain aD:

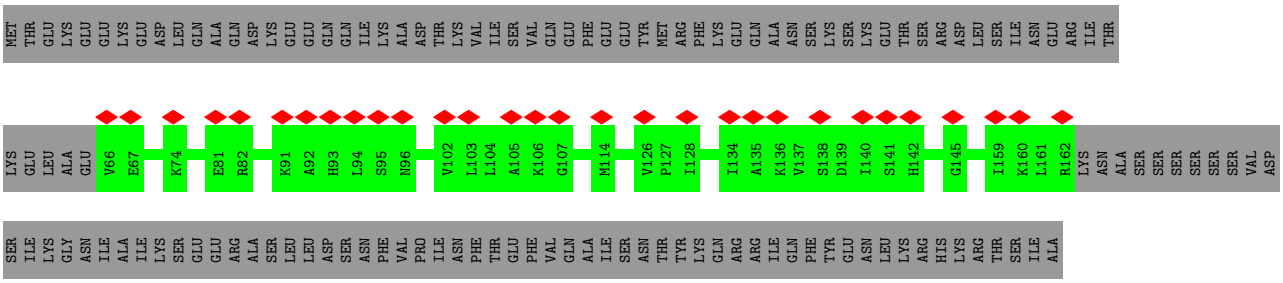

- Molecule 5: Scaffold protein

Chain aE:



- Molecule 5: Scaffold protein

Chain aF:

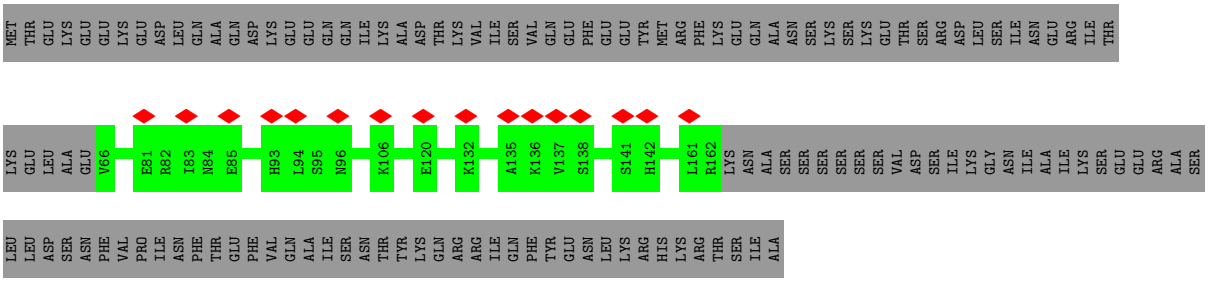

- Molecule 5: Scaffold protein

Chain aG:



- Molecule 5: Scaffold protein

Chain aH:

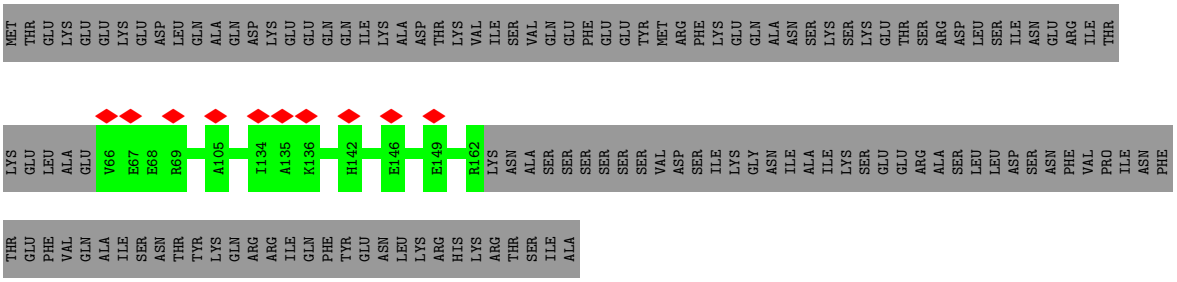

- Molecule 5: Scaffold protein

Chain aI:



- Molecule 5: Scaffold protein

Chain aJ:

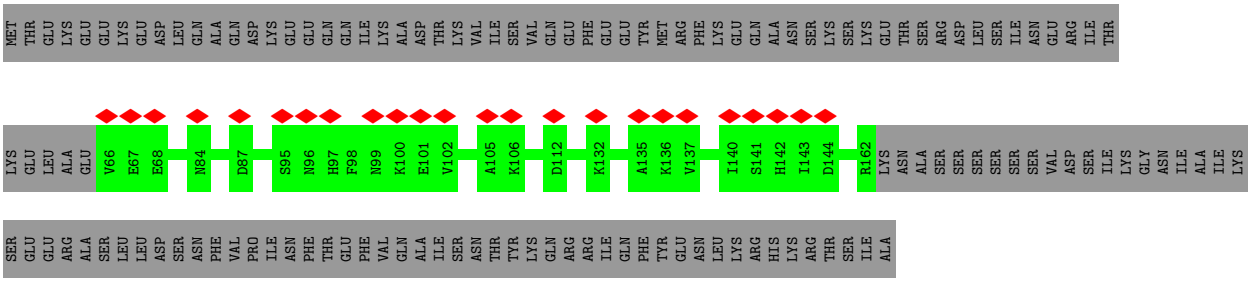

- Molecule 5: Scaffold protein

Chain aK:

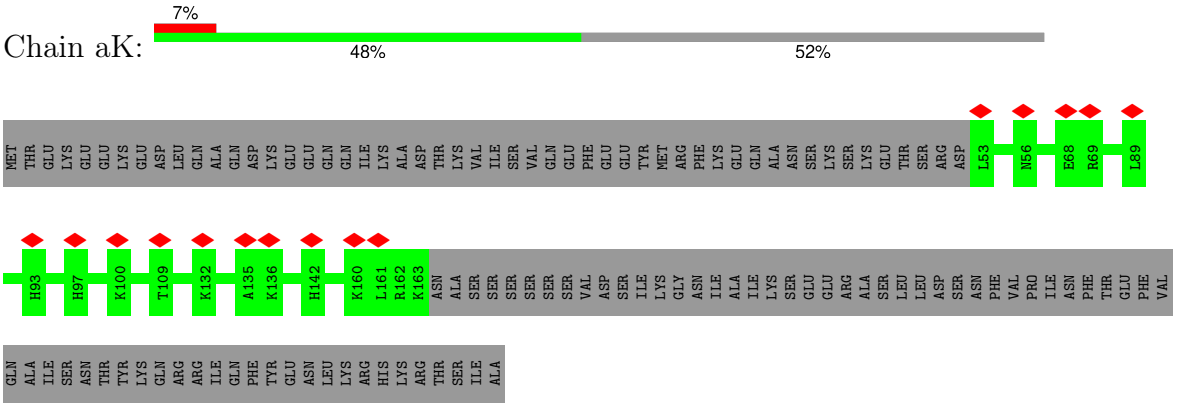

- Molecule 5: Scaffold protein

Chain aL:

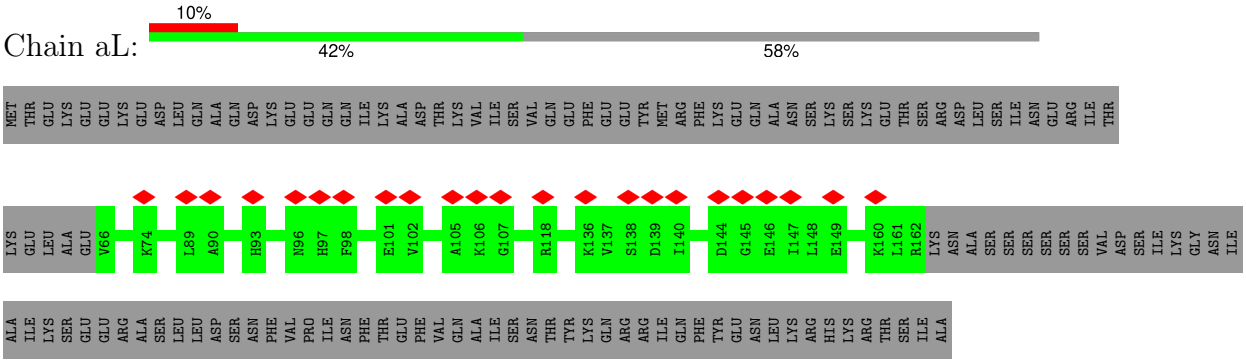

- Molecule 5: Scaffold protein

Chain aM:



- Molecule 5: Scaffold protein

Chain aN:

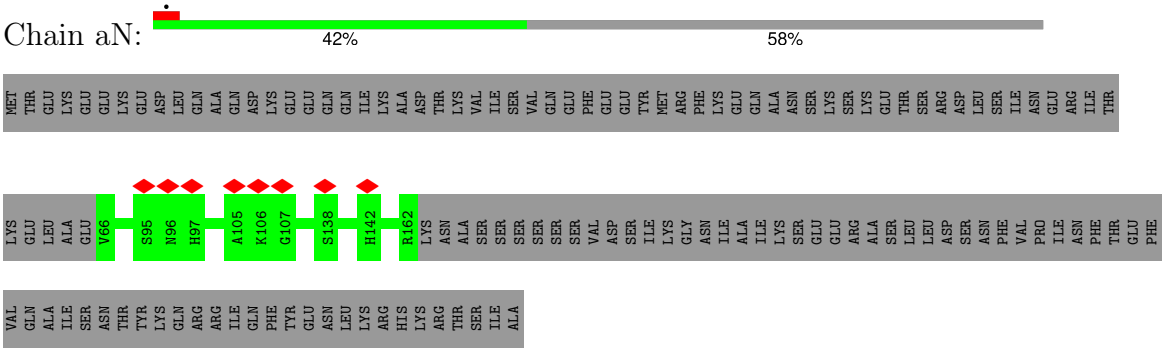

- Molecule 5: Scaffold protein

Chain aO:

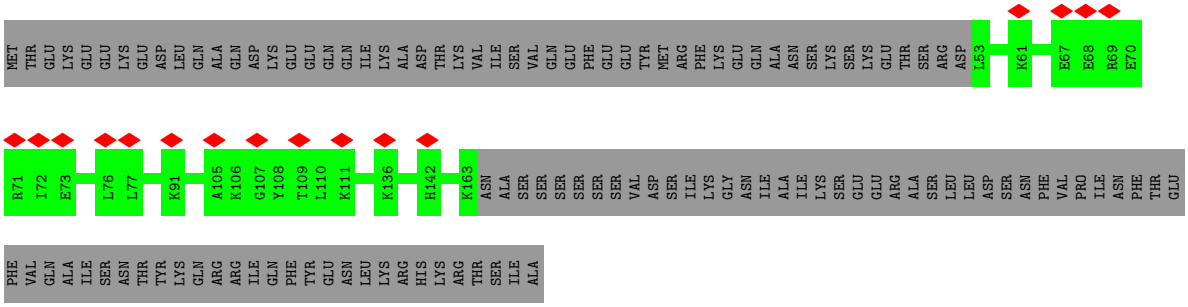

- Molecule 5: Scaffold protein

Chain aP:

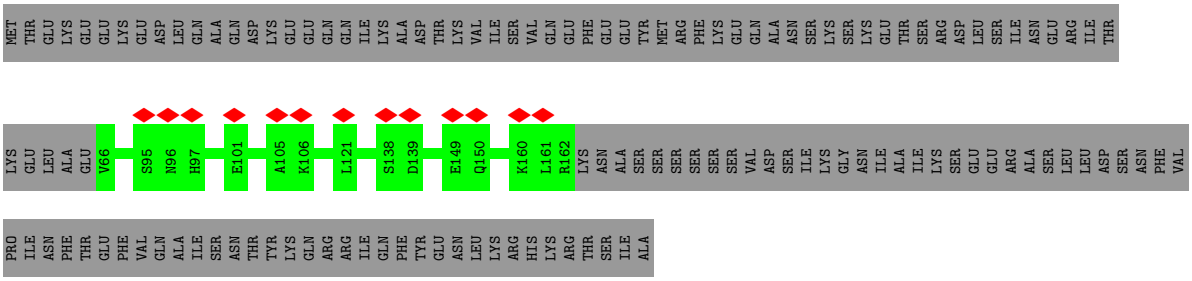

- Molecule 5: Scaffold protein

Chain aQ:



- Molecule 5: Scaffold protein

Chain aR:

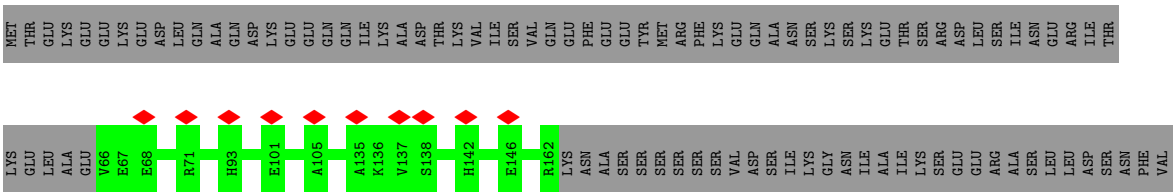

• Molecule 5: Scaffold protein

Chain aS:



• Molecule 5: Scaffold protein

Chain aT:

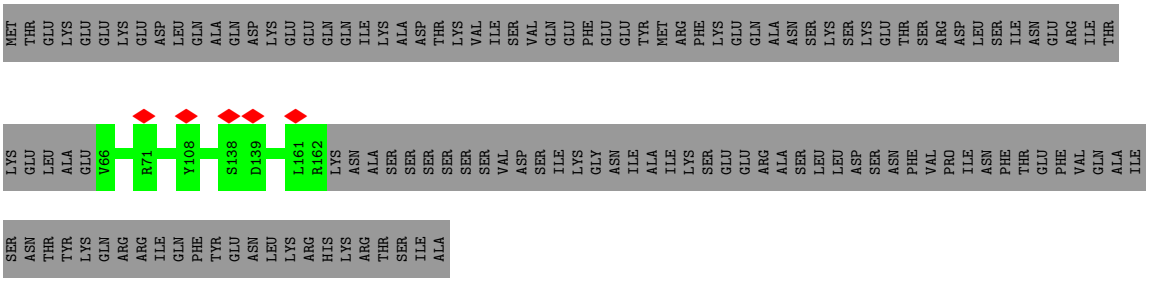

• Molecule 5: Scaffold protein

Chain aU:



• Molecule 5: Scaffold protein

Chain aV:



GLU PHE VAL GLN ALA ILE SER ASN THR TYR LYS GLN ARG ARG ILE GLN PHE TYR GLU ASN LEU LYS ARG HIS LYS ARG THR SER ILE ALA

- Molecule 5: Scaffold protein

Chain aW:

MET THR GLU LYS GLU GLU LYS GLU ASP LEU GLN ALA GLN ASP LYS GLU GLU GLN GLN ILE LYS ALA ASP THR LYS VAL ILE SER VAL GLN GLU PHE GLU GLU TYR MET ARG PHE LYS GLU GLN ALA ASN SER LYS SER LYS GLU THR SER ARG ASP L53 E62 E73 H97

D139 H142 I143 D144 K163 ASN ALA SER SER SER SER SER SER VAL ASP SER ILE LYS GLY ASN ILE ALA ILE LYS SER GLU GLU ARG ALA SER LEU LEU ASP SER ASN PHE VAL PRO ILE ASN PHE THR GLU PHE VAL GLN ALA ILE SER ASN THR TYR LYS GLN ARG ARG ILE GLN

PHE TYR GLU ASN LEU LYS ARG HIS LYS ARG THR SER ILE ALA

- Molecule 5: Scaffold protein

Chain aX:

MET THR GLU LYS GLU GLU LYS GLU ASP LEU GLN ALA GLN ASP LYS GLU GLU GLN GLN ILE LYS ALA ASP THR LYS VAL ILE SER VAL GLN GLU PHE GLU GLU TYR MET ARG PHE LYS GLU GLN ALA ASN SER LYS SER LYS GLU THR SER ARG ASP LEU SER ILE ASN GLU ARG ILE THR

LYS GLU LEU ALA GLU V66 L78 E85 A92 H93 H97 K100 E101 L104 A105 I113 M114 R123 P127 I128 I131 K132 A133 E146 R162 LYS ASN ALA SER SER SER SER SER SER VAL ASP SER ILE LYS GLY ASN ILE ALA ILE LYS SER GLU GLU

ARG ALA SER LEU LEU ASP SER ASN PHE VAL PRO ILE ASN PHE THR GLU PHE VAL GLN ALA ILE SER ASN THR TYR LYS GLN ARG ARG ILE GLN PHE TYR GLU ASN LEU LYS ARG HIS LYS ARG THR SER ILE ALA

- Molecule 5: Scaffold protein

Chain aY:

MET THR GLU LYS GLU GLU LYS GLU ASP LEU GLN ALA GLN ASP LYS GLU GLU GLN GLN ILE LYS ALA ASP THR LYS VAL ILE SER VAL GLN GLU PHE GLU GLU TYR MET ARG PHE LYS GLU GLN ALA ASN SER LYS SER LYS GLU THR SER ARG ASP L53 E62 L63 A64 E65 E68

K100 E101 K136 H142 K163 ASN ALA SER SER SER SER SER SER VAL ASP SER ILE LYS GLY ASN ILE ALA ILE LYS SER GLU GLU ARG ALA SER LEU LEU ASP SER ASN PHE VAL PRO ILE ASN PHE THR GLU PHE VAL GLN ALA ILE SER ASN THR TYR LYS GLN ARG ARG

ILE GLN PHE TYR GLU ASN LEU LYS ARG HIS LYS ARG THR SER ILE ALA

- Molecule 5: Scaffold protein

Chain aZ:

MET THR GLU LYS GLU GLU LYS GLU ASP LEU GLN ALA GLN ASP LYS GLU GLU GLN GLN ILE LYS ALA ASP THR LYS VAL ILE SER VAL GLN GLU PHE GLU GLU TYR MET ARG PHE LYS GLU GLN ALA ASN SER LYS SER LYS GLU THR SER ARG ASP LEU SER ILE ASN GLU ARG ILE THR

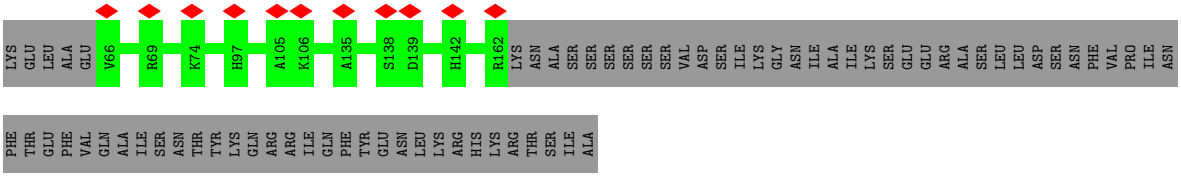

• Molecule 5: Scaffold protein

Chain aa:



• Molecule 5: Scaffold protein

Chain ab:

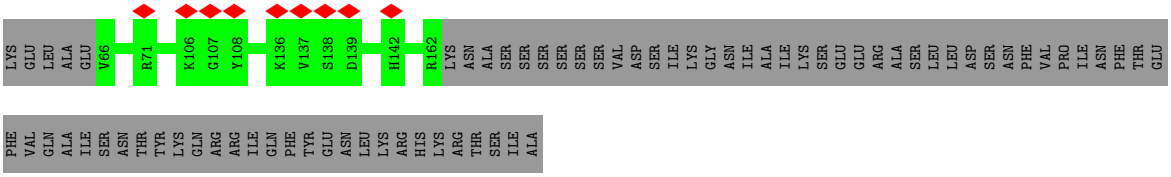

• Molecule 5: Scaffold protein

Chain ac:

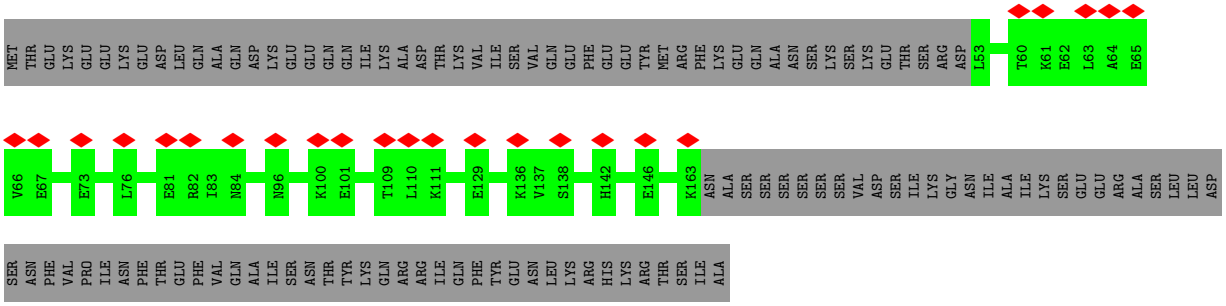

• Molecule 5: Scaffold protein

Chain ad:

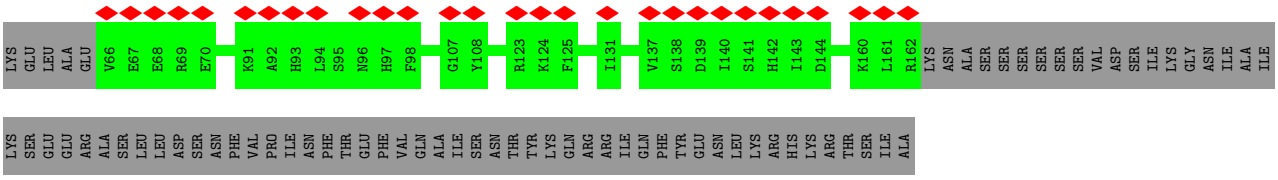

• Molecule 5: Scaffold protein

Chain ae:

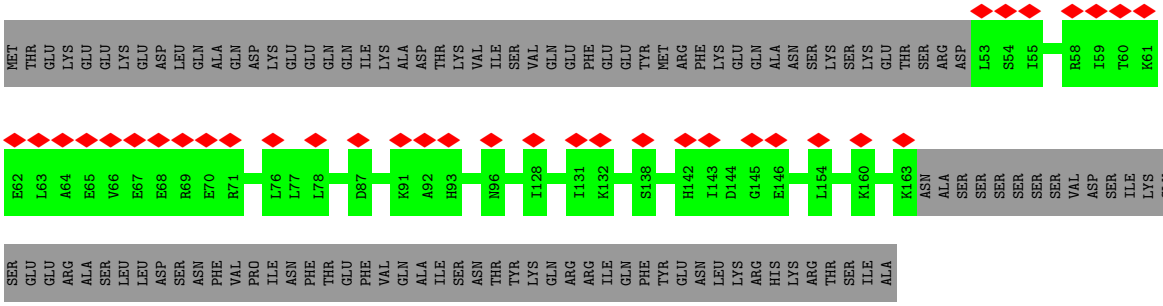

• Molecule 5: Scaffold protein

Chain af:

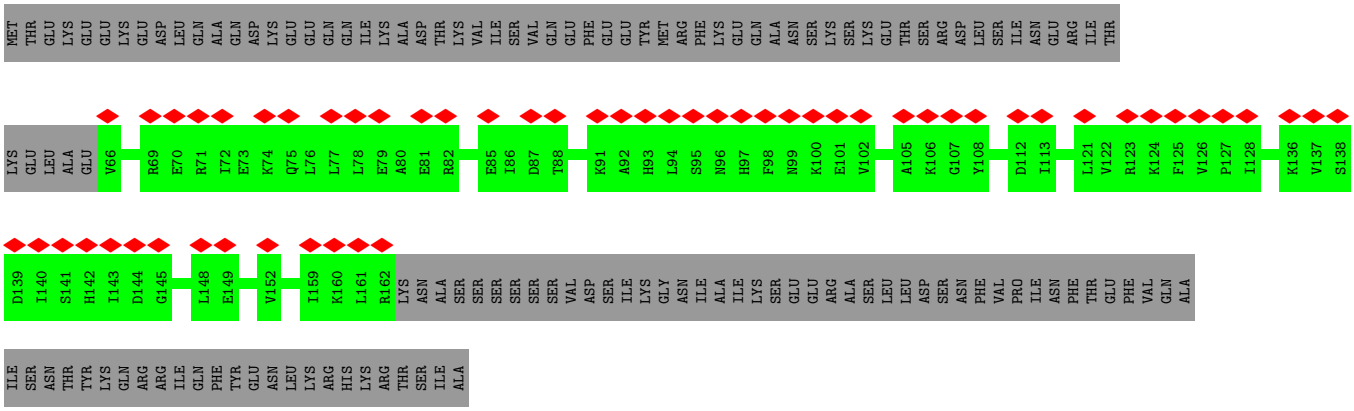

• Molecule 5: Scaffold protein

Chain ag:

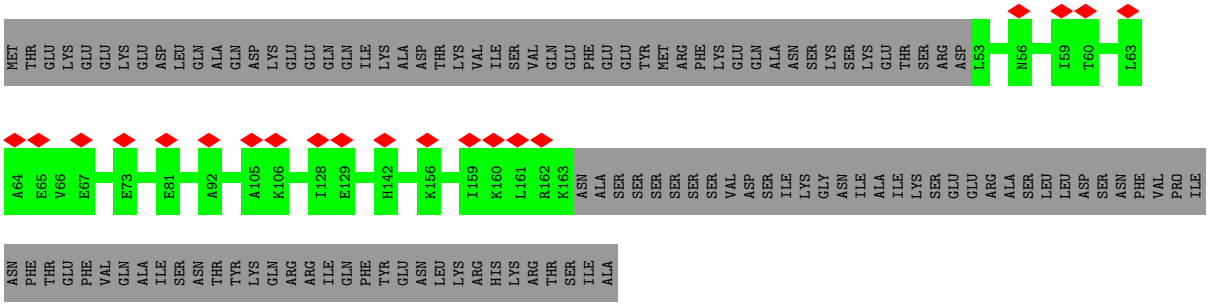

• Molecule 5: Scaffold protein

Chain ah:

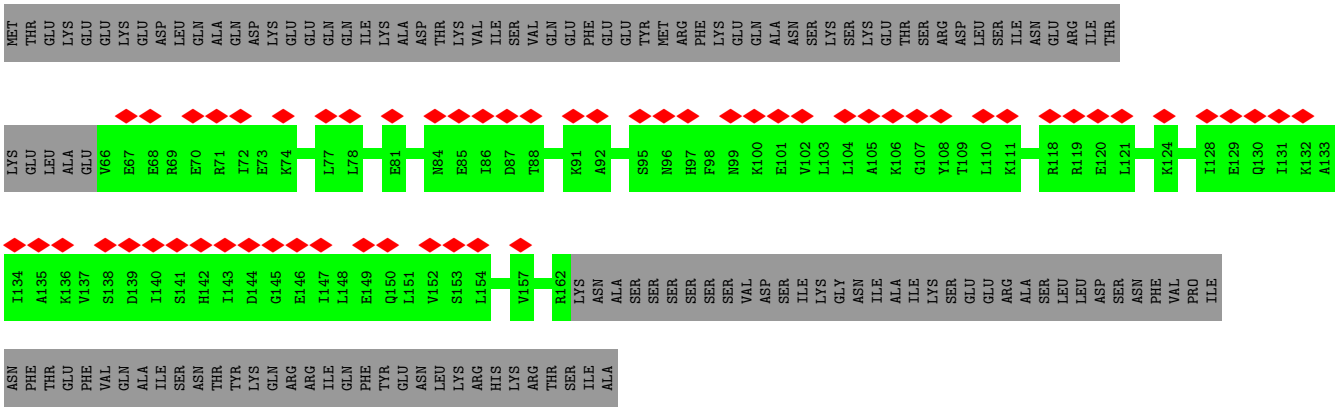

- Molecule 5: Scaffold protein

Chain ai:

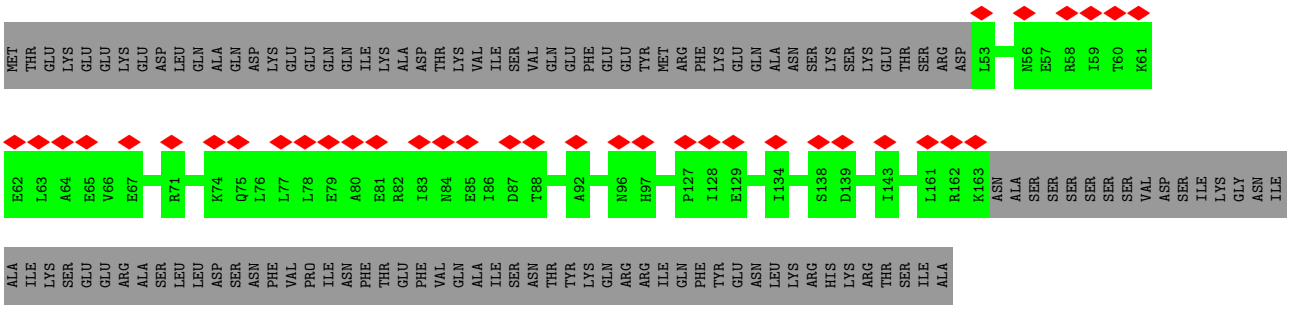

- Molecule 5: Scaffold protein

Chain aj:

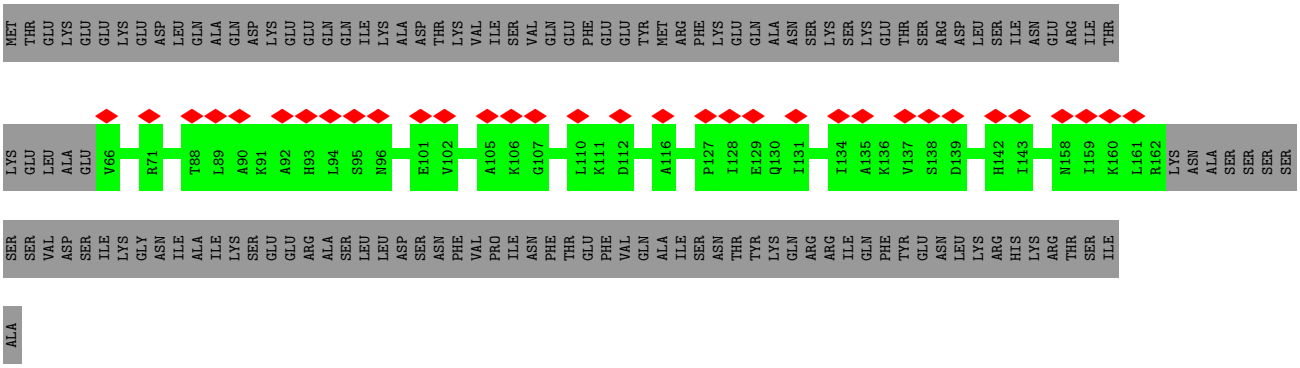

- Molecule 5: Scaffold protein

Chain ak:



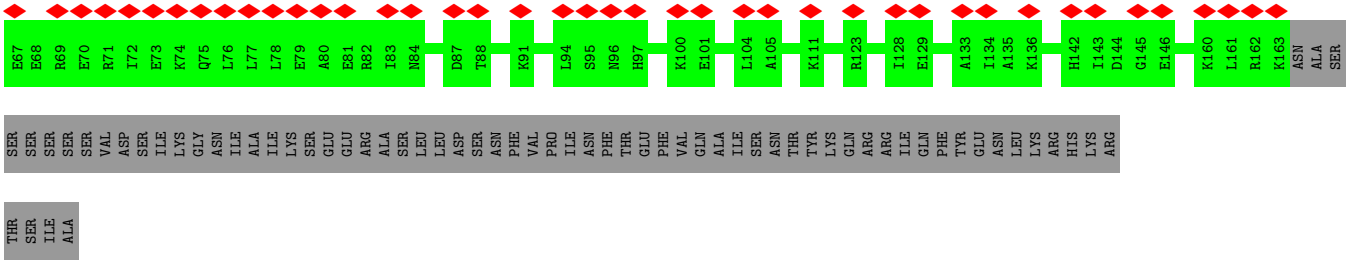

• Molecule 5: Scaffold protein

Chain al:



• Molecule 5: Scaffold protein

Chain am:

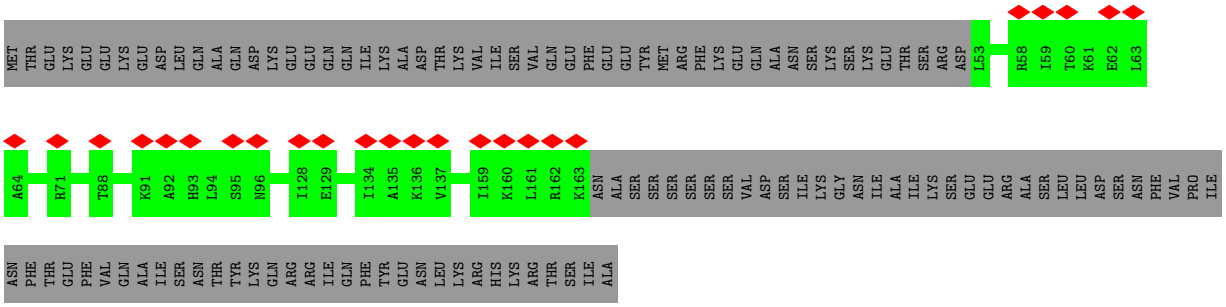

• Molecule 5: Scaffold protein

Chain an:

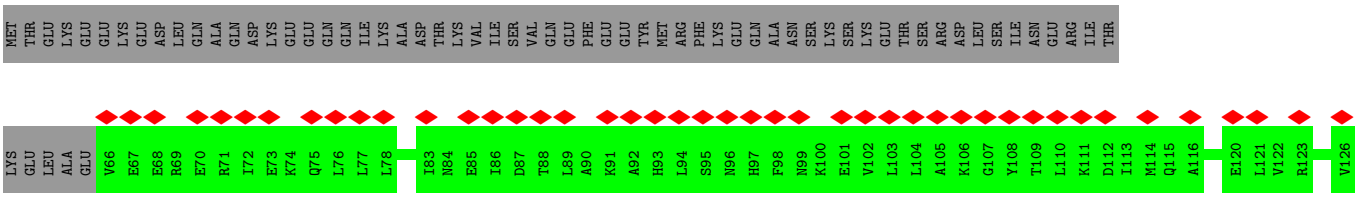

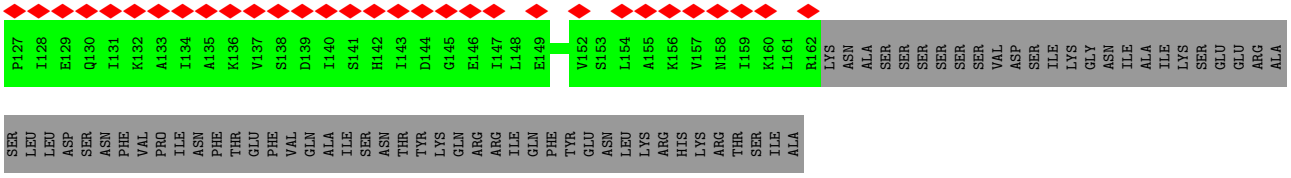

- Molecule 5: Scaffold protein

Chain ao:

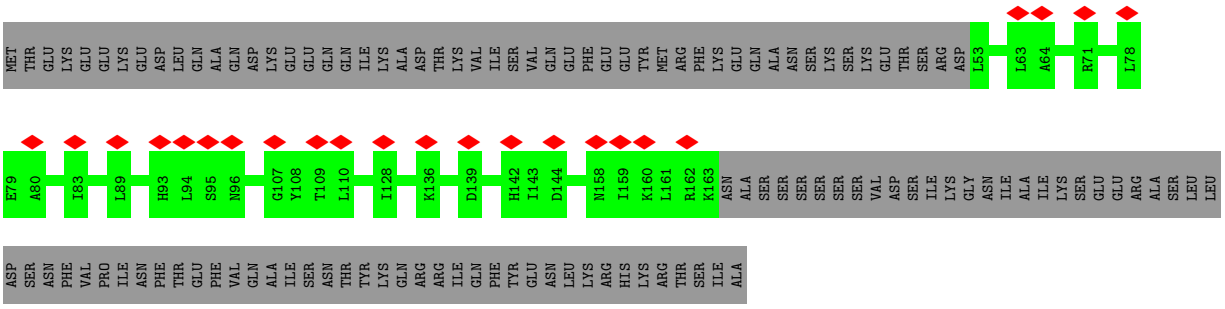

- Molecule 5: Scaffold protein

Chain ap:

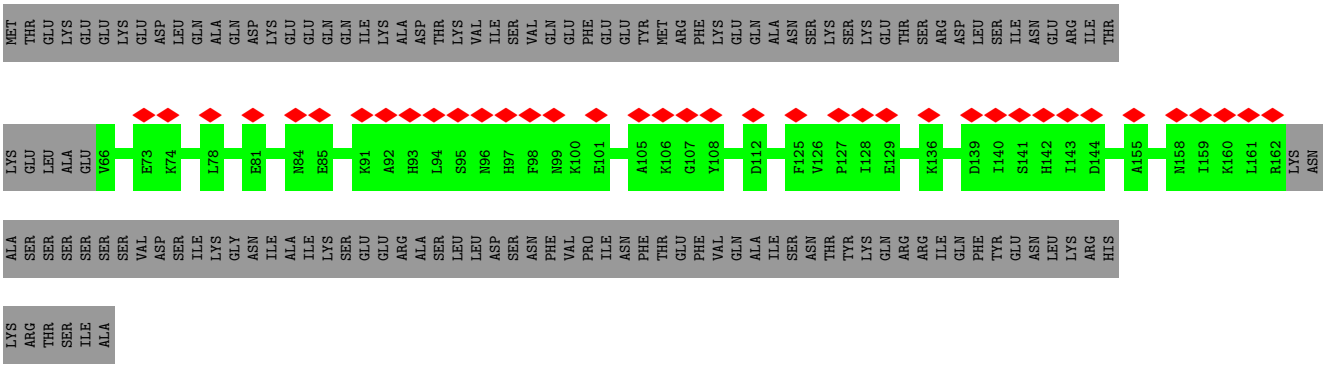

- Molecule 5: Scaffold protein

Chain aq:

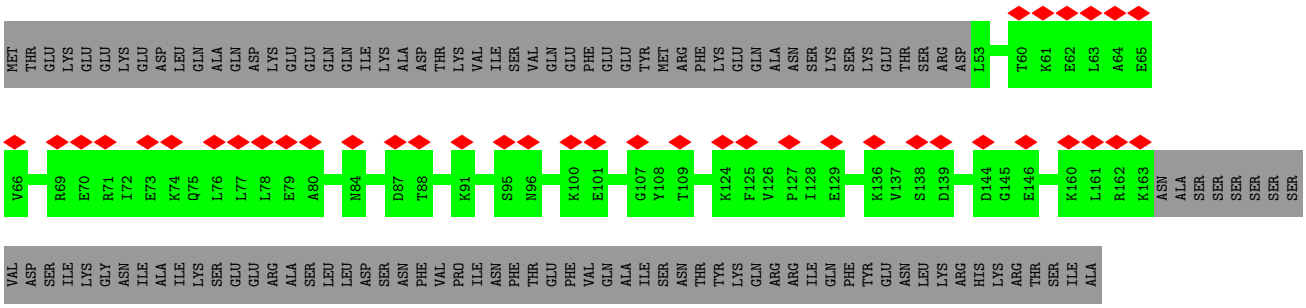

- Molecule 5: Scaffold protein

Chain ar:

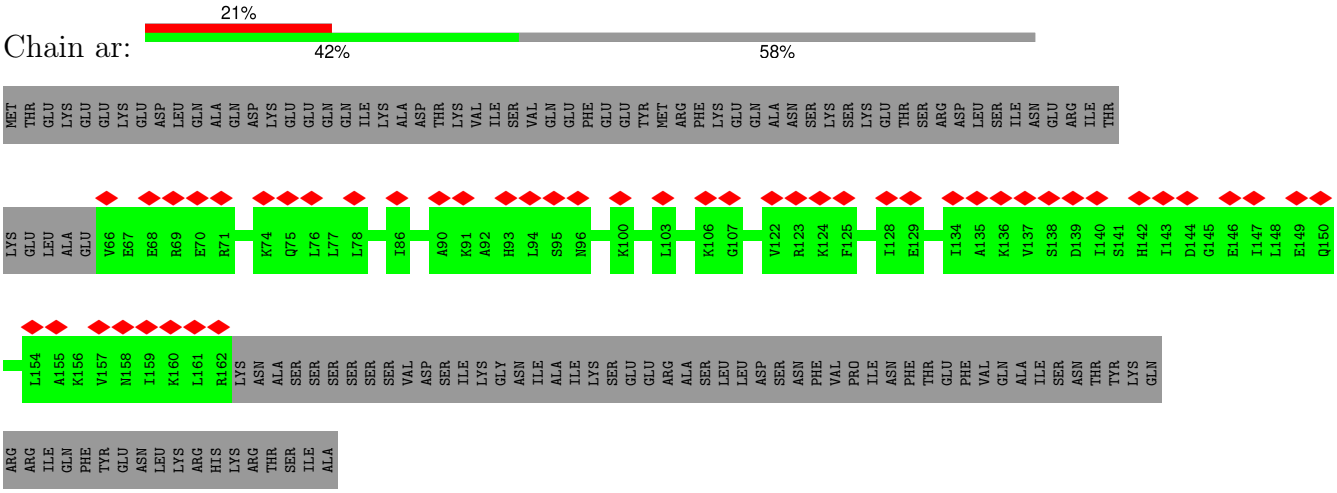

- Molecule 5: Scaffold protein

Chain as:

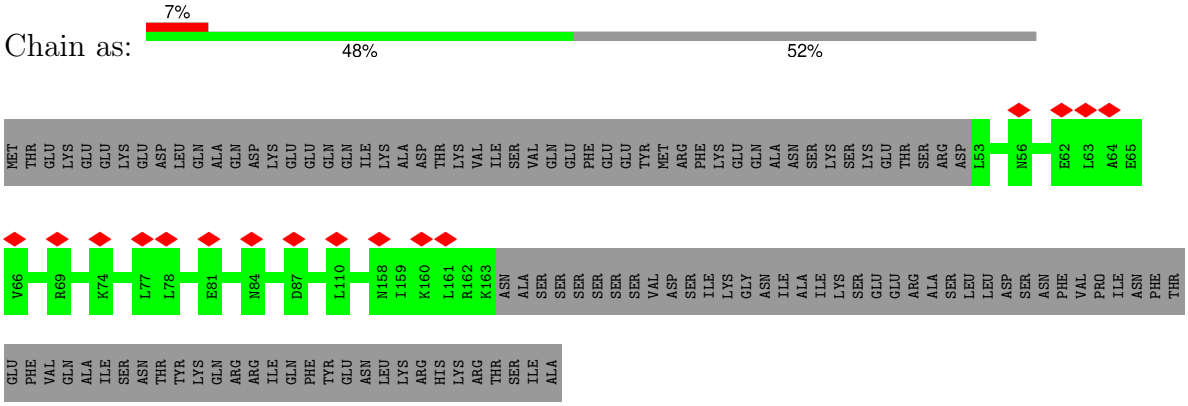

- Molecule 5: Scaffold protein

Chain at:

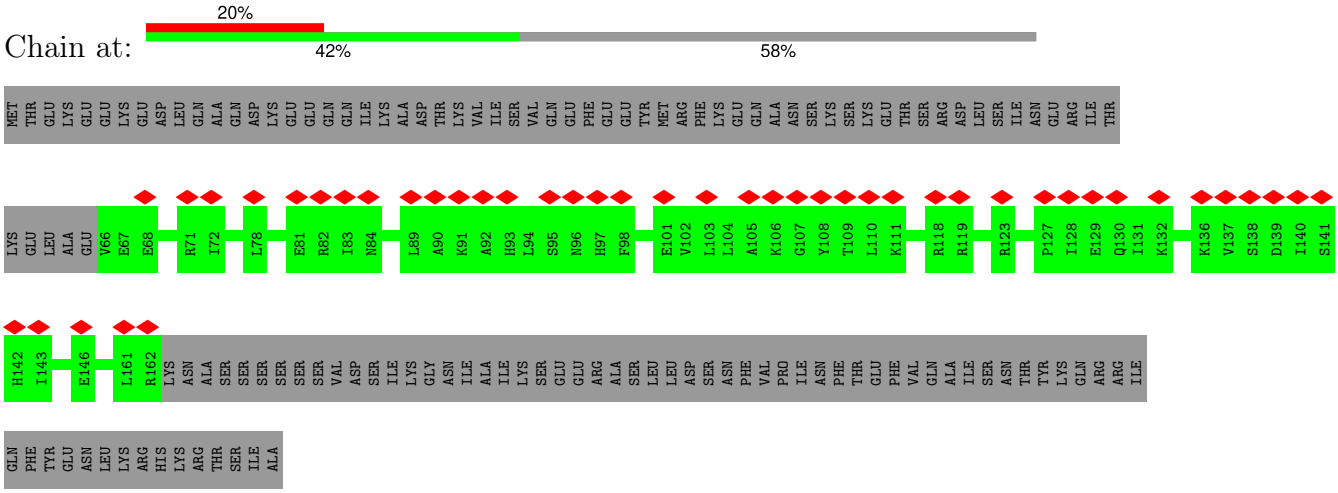

- Molecule 5: Scaffold protein

Chain au:



• Molecule 5: Scaffold protein

Chain av:

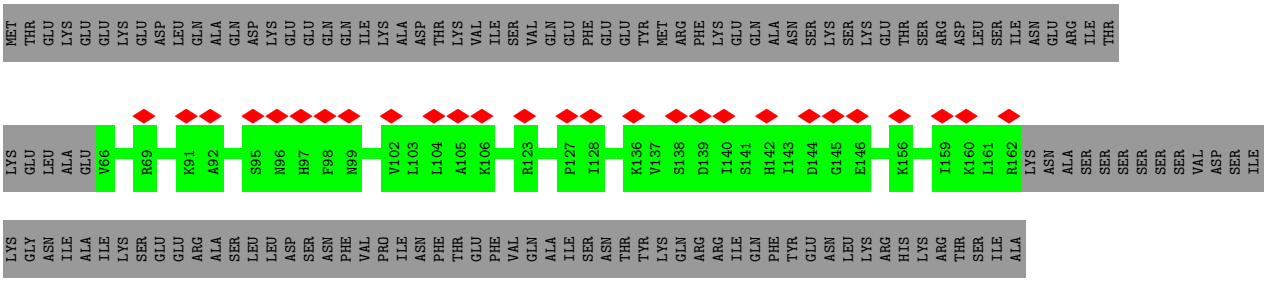

• Molecule 5: Scaffold protein

Chain aw:



• Molecule 5: Scaffold protein

Chain ax:

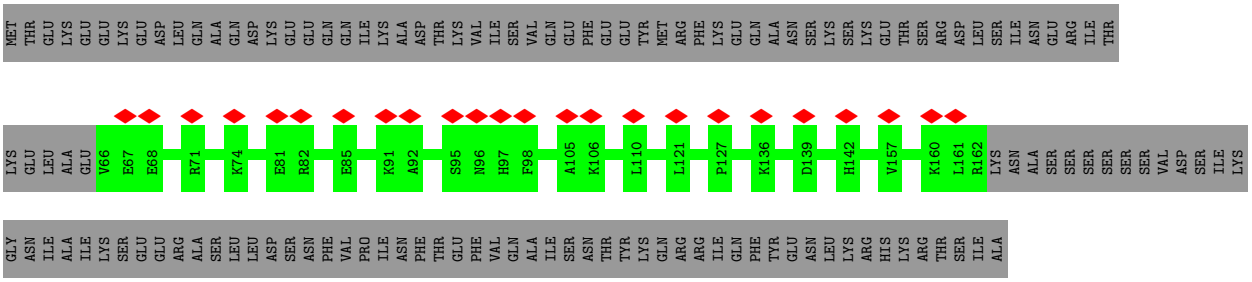

• Molecule 5: Scaffold protein

Chain ay:

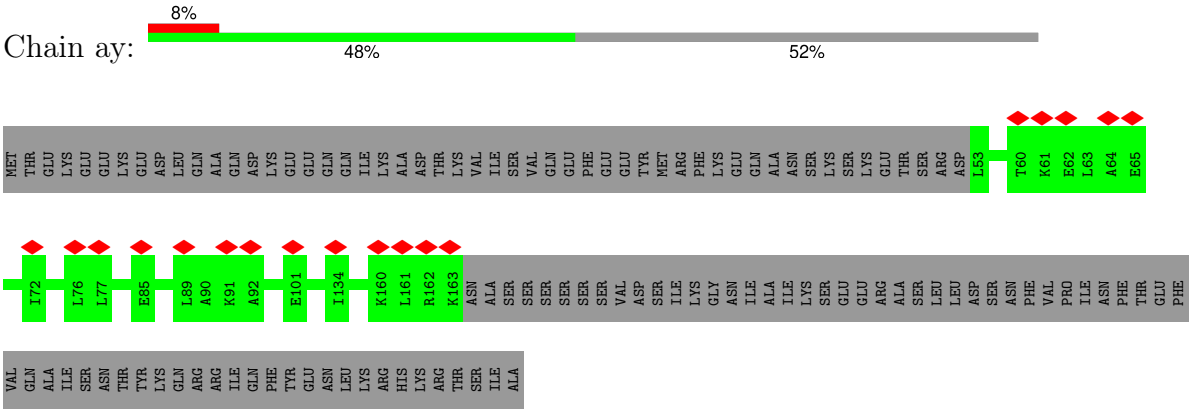

- Molecule 5: Scaffold protein

Chain az:

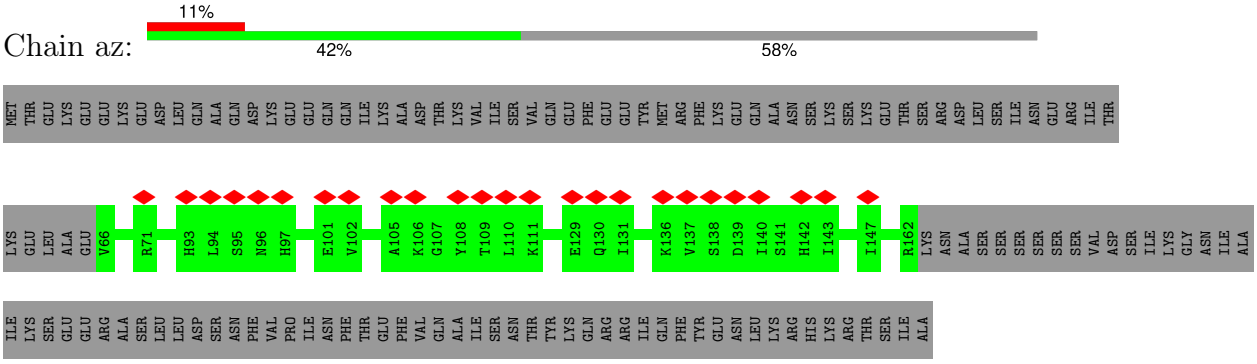

- Molecule 5: Scaffold protein

Chain bA:

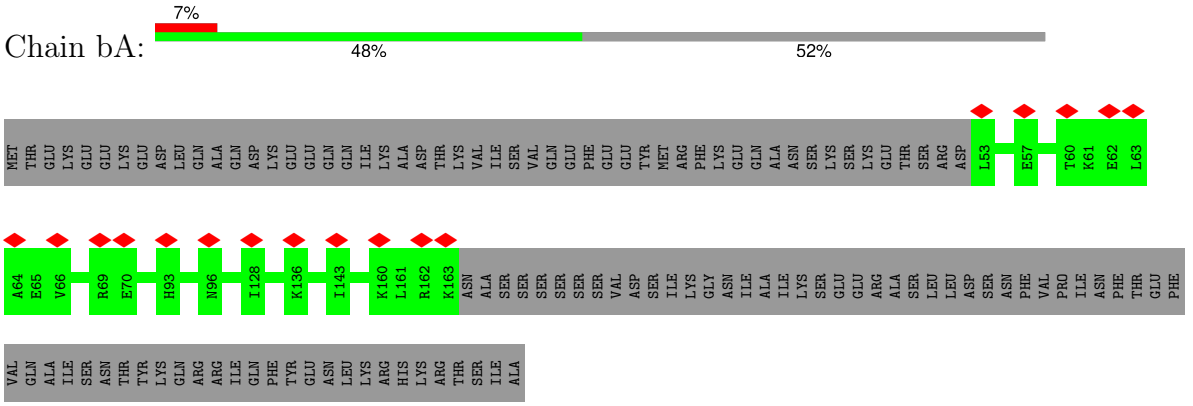

- Molecule 5: Scaffold protein

Chain bB:

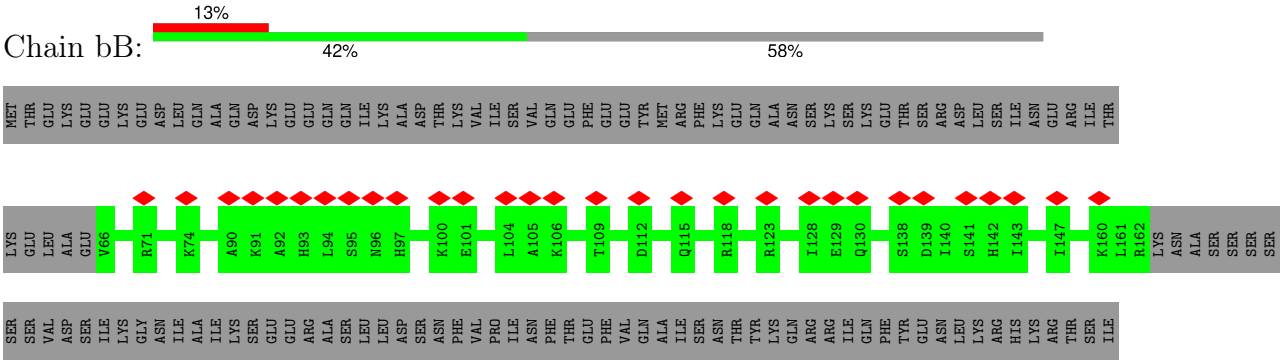

ALA

• Molecule 5: Scaffold protein

Chain bC:

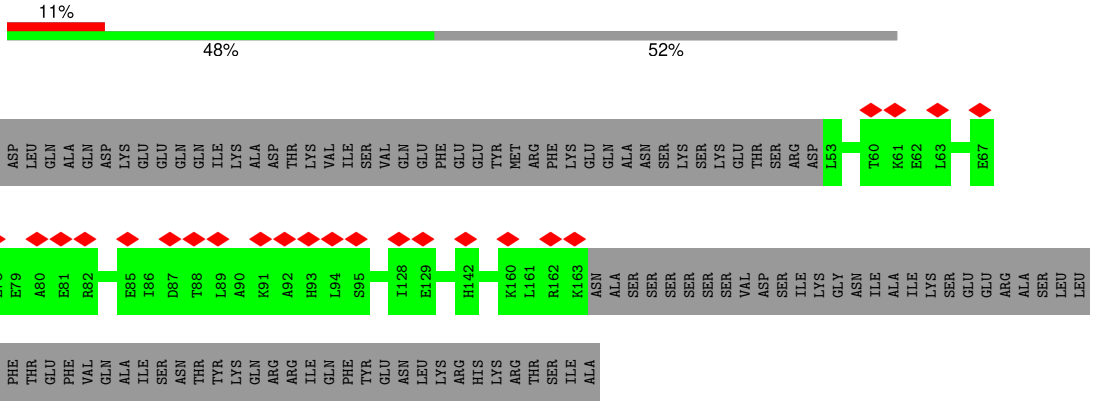

• Molecule 5: Scaffold protein

Chain bD:

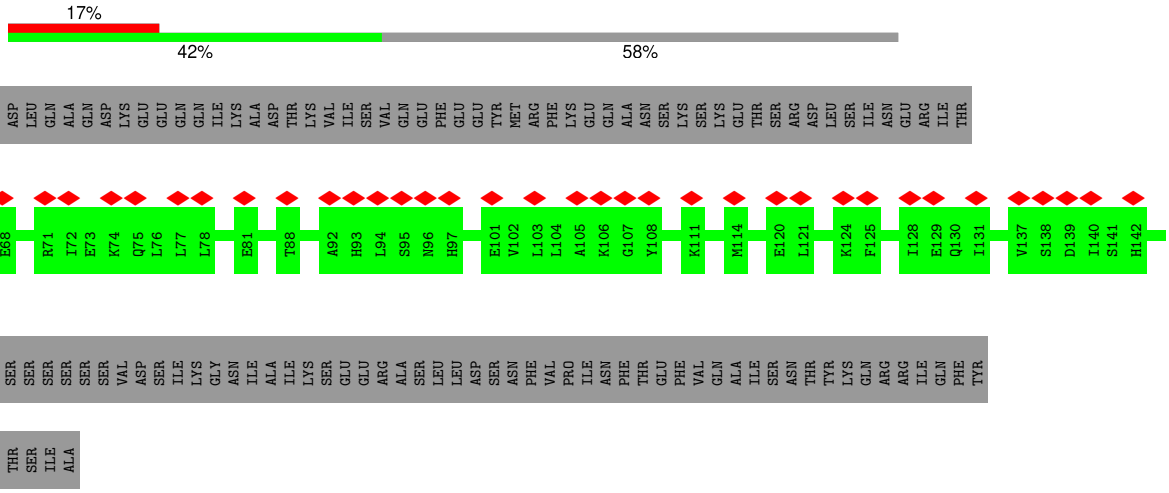

• Molecule 5: Scaffold protein

Chain bE:

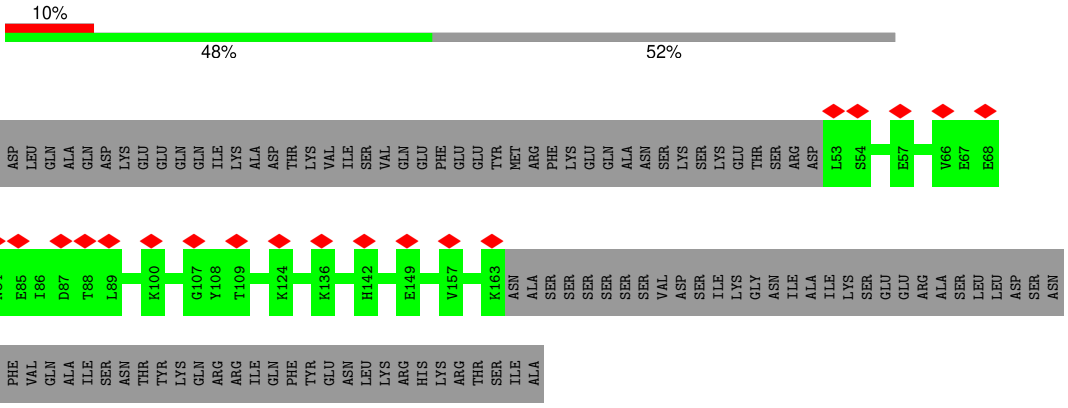

• Molecule 5: Scaffold protein

Chain bF:



- Molecule 5: Scaffold protein

Chain bG:



- Molecule 5: Scaffold protein

Chain bH:



- Molecule 5: Scaffold protein

Chain bI:



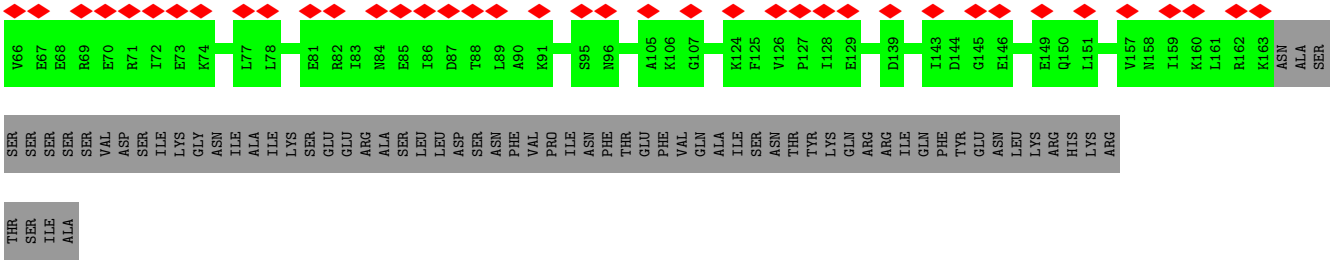

• Molecule 5: Scaffold protein

Chain bJ:

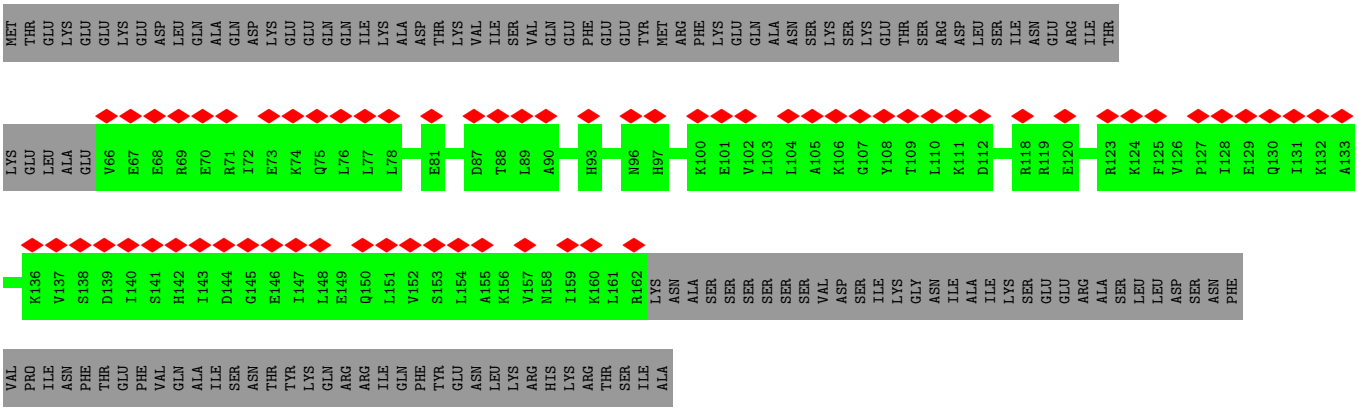

• Molecule 5: Scaffold protein

Chain bK:



• Molecule 5: Scaffold protein

Chain bL:



- Molecule 5: Scaffold protein

Chain bM:

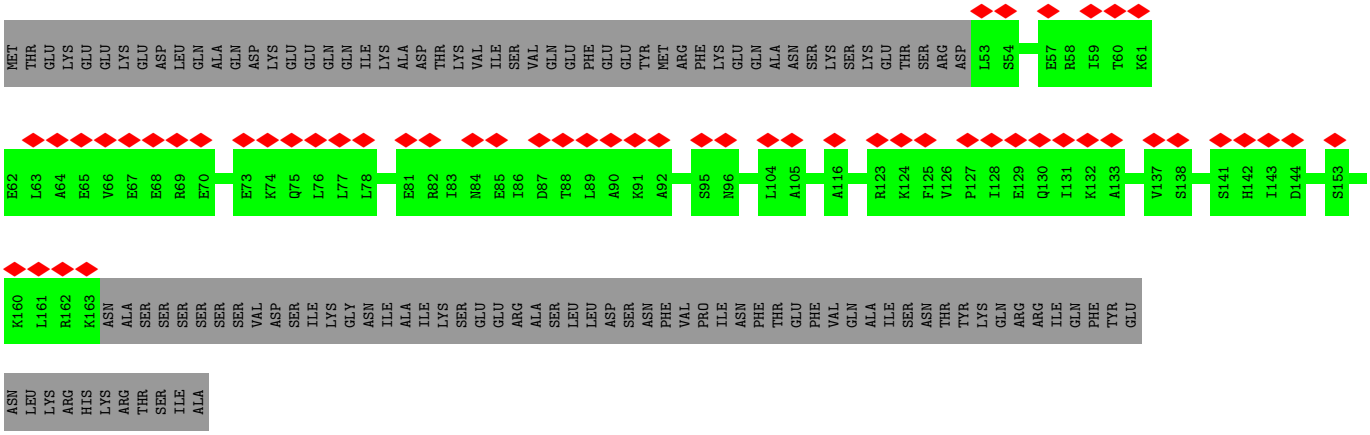

- Molecule 5: Scaffold protein

Chain bN:



- Molecule 5: Scaffold protein

Chain bO:



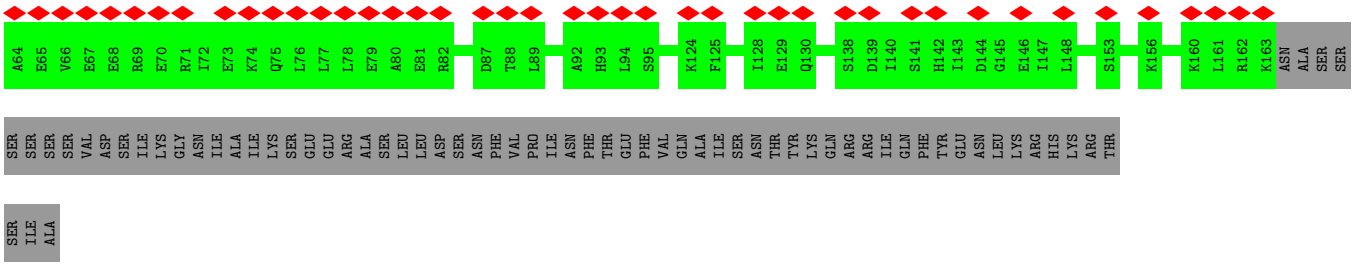

• Molecule 5: Scaffold protein

Chain bP:

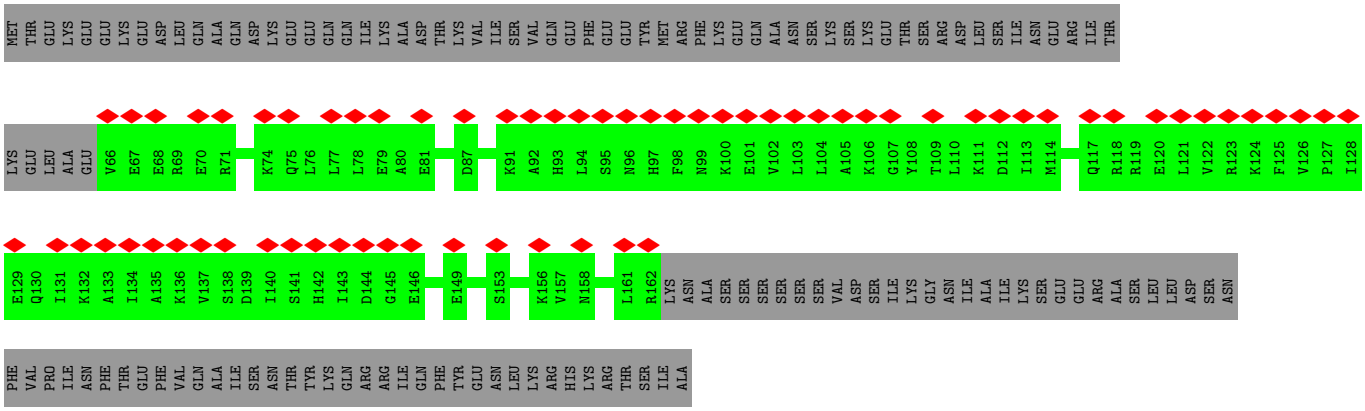

• Molecule 5: Scaffold protein

Chain bQ:



• Molecule 5: Scaffold protein

Chain bR:



• Molecule 5: Scaffold protein

Chain bS:

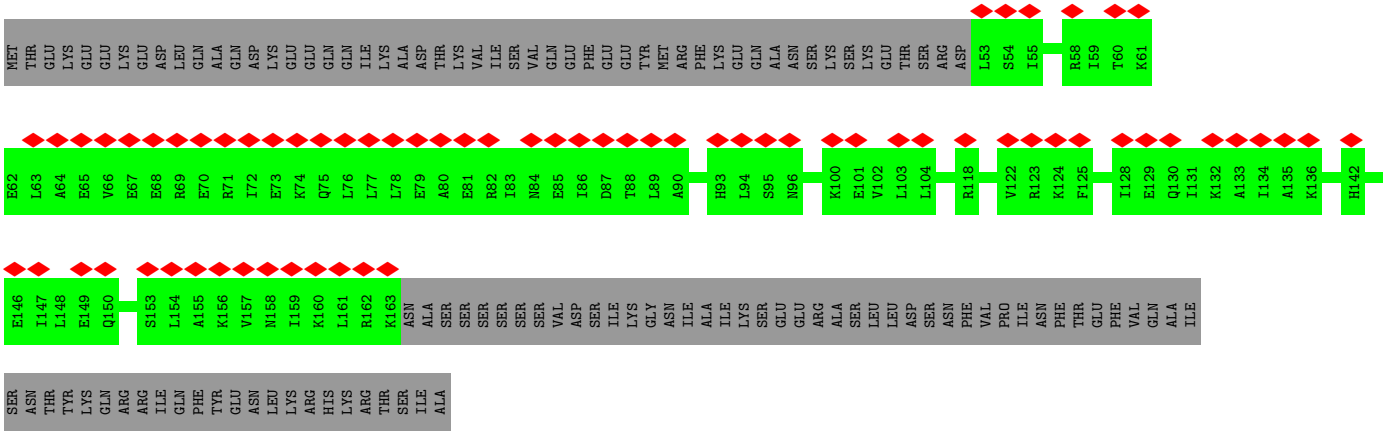

• Molecule 5: Scaffold protein

Chain bT:



• Molecule 5: Scaffold protein

Chain bU:

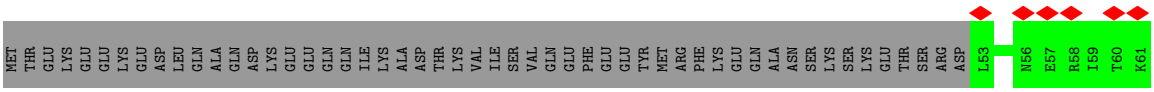

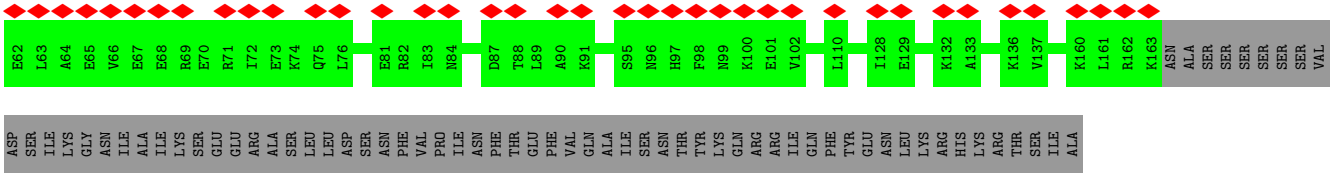

- Molecule 5: Scaffold protein

Chain bV:

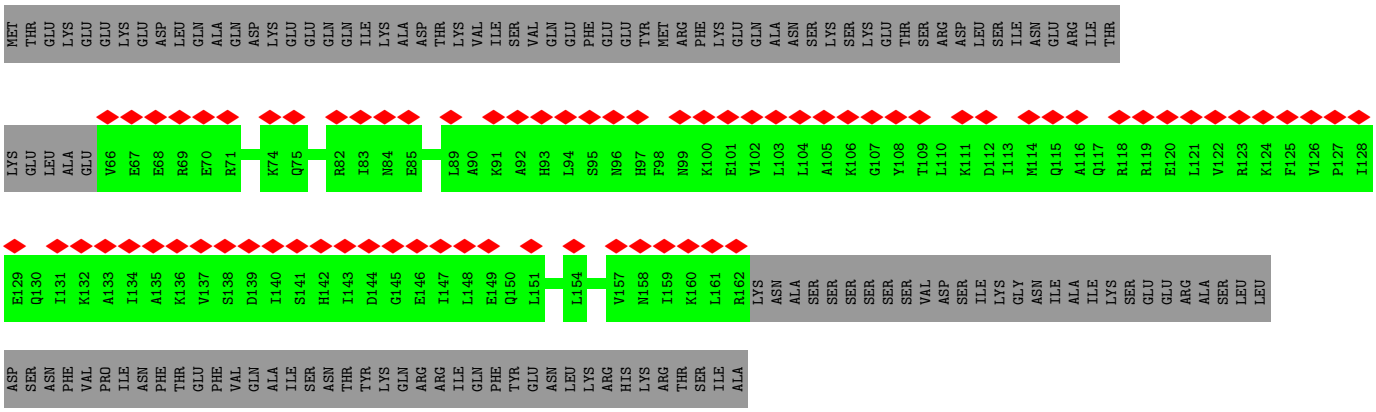

- Molecule 5: Scaffold protein

Chain bW:

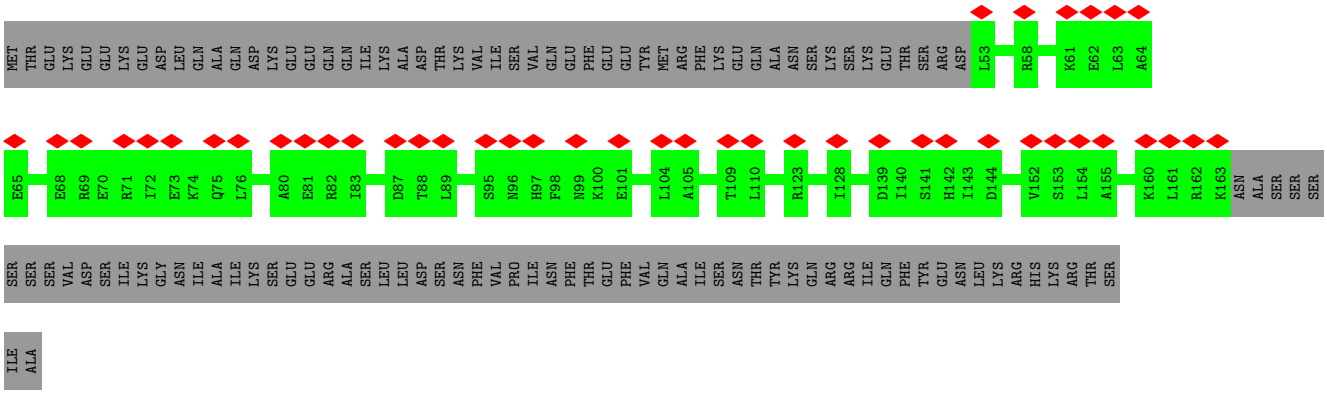

- Molecule 5: Scaffold protein

Chain bX:

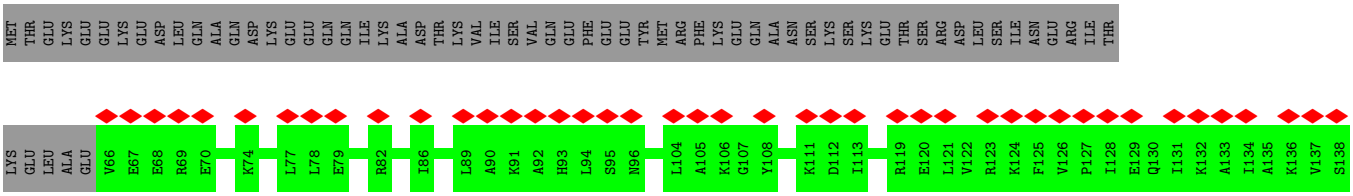

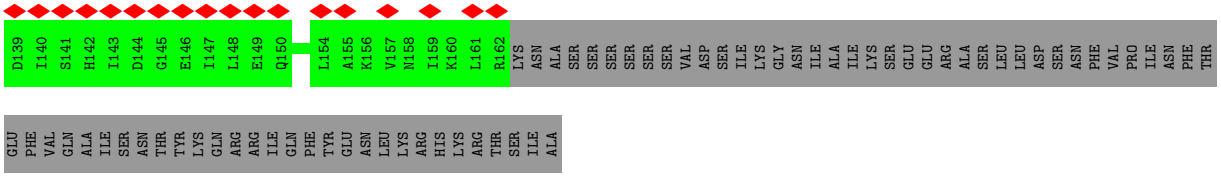

- Molecule 5: Scaffold protein

Chain bY:



- Molecule 5: Scaffold protein

Chain bZ:



- Molecule 5: Scaffold protein

Chain ba:

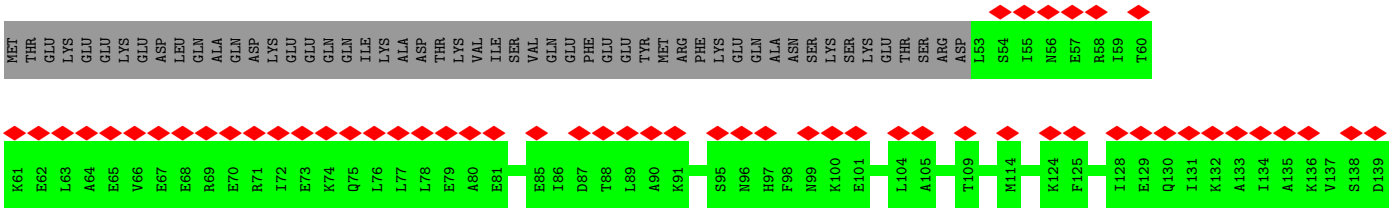



• Molecule 5: Scaffold protein

Chain bb:



• Molecule 5: Scaffold protein

Chain bc:

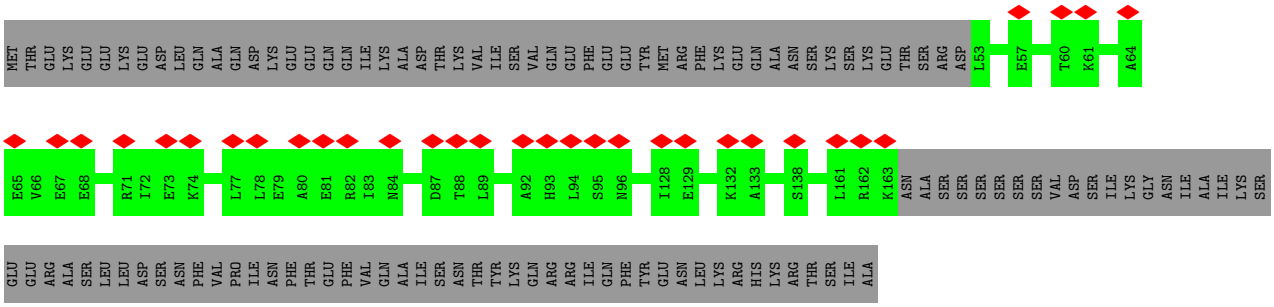

• Molecule 5: Scaffold protein

Chain bd:

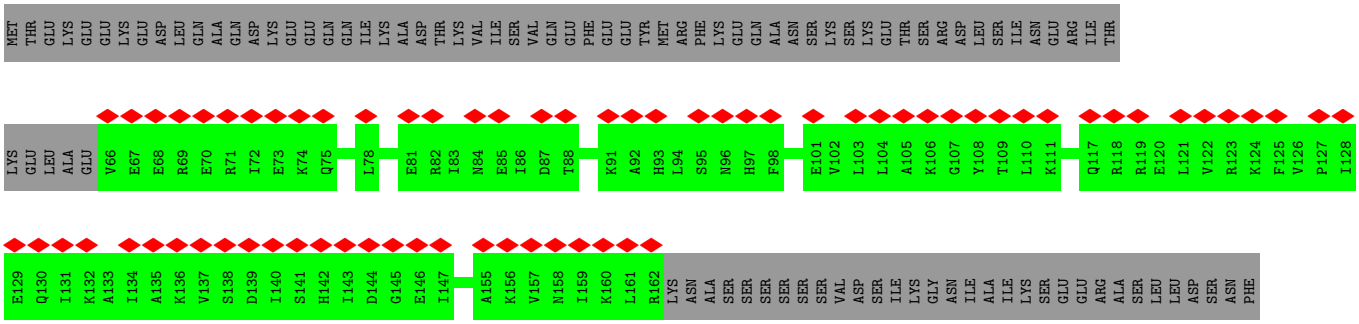

VAL PRO ILE ASN PHE THR GLU PHE VAL GLN ALA ILE SER ASN THR TYR LYS GLN ARG ARG ILE GLN PHE TYR GLU ASN LEU LYS ARG HIS LYS ARG THR SER ILE ALA

- Molecule 5: Scaffold protein

Chain be:

MET THR GLU LYS GLU GLU LYS GLU ASP LEU GLN ALA GLN ASP LYS GLU GLU GLN GLN ILE LYS ALA ASP THR LYS VAL ILE SER VAL GLN GLU PHE GLU GLU TYR MET ARG PHE LYS GLU GLN ALA ASN SER LYS SER LYS GLU THR SER ARG ASP L53 T60 K61 E62 L63 A64 E65

V66 E67 E68 R69 E70 R71 I72 E73 L77 L78 E79 A80 E81 R82 I83 N84 K91 A92 H93 L94 S95 N96 N99 K100 E101 V102 L103 L104 A105 L110 V126 K132 K136 V137 S138 D139 I140 S141 H142 I143 D144 G145 E146 V157 K160 L161 R162 K163 ASN ALA SER

SER SER SER SER VAL ASP SER ILE LYS GLY ASN ILE ALA ILE LYS SER GLU GLU ARG ALA SER LEU LEU ASP SER ASN PHE VAL PRO ILE ASN PHE THR GLU PHE VAL GLN ALA ILE SER ASN THR TYR LYS GLN ARG ARG ILE GLU ASN LEU LYS ARG HIS LYS ARG

THR SER ILE ALA

- Molecule 5: Scaffold protein

Chain bf:

MET THR GLU LYS GLU GLU LYS GLU ASP LEU GLN ALA GLN ASP LYS GLU GLU GLN GLN ILE LYS ALA ASP THR LYS VAL ILE SER VAL GLN GLU PHE GLU GLU TYR MET ARG PHE LYS GLU GLN ALA ASN SER LYS SER LYS GLU THR SER ARG ASP LEU SER ILE ASN GLU ARG ILE THR

LYS GLU LEU ALA GLU V66 E67 E68 R69 E70 R71 K74 L77 L78 E81 R82 I83 N84 E85 K91 A92 H93 L94 S95 N96 H97 F98 N99 K100 E101 V102 L103 L104 A105 K106 G107 Y108 T109 L110 K111 D112 I113 M114 Q115 A116 R119 E120 L121 V122 R123 K124 F125 V126 P127 I128

E129 Q130 I131 K132 A133 I134 A135 K136 V137 S138 D139 I140 S141 H142 I143 D144 G145 E146 I147 L148 E149 Q150 L151 V152 K156 V157 N158 I159 K160 L161 R162 LYS ASN ALA SER SER SER SER SER VAL ASP SER ILE LYS GLY ASN ILE ALA ILE LYS SER GLU GLU ARG ALA SER LEU LEU

ASP SER ASN PHE VAL PRO ILE ASN PHE THR GLU PHE VAL GLN ALA ILE SER ASN THR TYR LYS GLN ARG ARG ILE GLN PHE TYR GLU ASN LEU LYS ARG HIS LYS ARG THR SER ILE ALA

- Molecule 5: Scaffold protein

Chain bg:

MET THR GLU LYS GLU GLU LYS GLU ASP LEU GLN ALA GLN ASP LYS GLU GLU GLN GLN ILE LYS ALA ASP THR LYS VAL ILE SER VAL GLN GLU PHE GLU GLU TYR MET ARG PHE LYS GLU GLN ALA ASN SER LYS SER LYS GLU THR SER ARG ASP L53 S54 I55 N56 E57 R58 I59 T60

K61 E62 L63 A64 E65 V66 E67 E68 R69 E70 R71 I72 E73 K74 Q75 L76 L77 L78 E79 A80 E81 R82 I83 N84 E85 I86 D87 T88 L89 A90 K91 A92 H93 L94 S95 N96 E101 V102 L103 L104 A105 T109 L110 K111 R123 K124 F125 V126 P127 I128 E129 Q130 I131 K132 A133 I134 A135

K136 V137 S138 S141 H142 L148 E149 Q150 L151 L154 A155 K156 V157 N158 I159 K160 L161 R162 K163 ASN ALA SER SER SER SER SER VAL ASP SER ILE LYS GLY ASN ILE ALA ILE LYS SER GLU GLU ARG ALA SER LEU LEU ASP SER ASN PHE VAL PRO ILE ASN PHE THR GLU

PHE VAL GLN ALA ILE SER ASN THR TYR LYS GLN ARG ARG ILE GLN PHE TYR GLU ASN LEU LYS ARG HIS LYS ARG THR SER ILE ALA

- Molecule 5: Scaffold protein

Chain bh:

MET THR GLU LYS GLU GLU LYS GLU ASP LEU GLN ALA GLN ASP LYS GLU GLU GLN GLN ILE LYS ALA ASP THR LYS VAL ILE SER VAL GLN GLU PHE GLU GLU TYR MET ARG PHE LYS GLU GLN ALA ASN SER LYS SER LYS GLU THR SER ARG ASP LEU SER ILE ASN GLU ARG ILE THR

LYS GLU LEU ALA GLU V66 E67 E68 R69 E70 R71 I72 E73 K74 Q75 L76 L77 L78 E79 R82 E85 I86 D87 T88 L89 A90 K91 A92 H93 L94 S95 N96 H97 F98 N99 K100 E101 V102 L103 L104 A105 K106 G107 Y108 T109 L110 K111 D112 I113 M114 Q115 A116 Q117 R118 R119 E120 L121 V122

R123 K124 F125 V126 P127 I128 E129 Q130 I131 K132 A133 K136 V137 S138 D139 I140 S141 H142 I143 D144 G145 E146 Q150 L151 V152 S153 L154 A155 K156 V157 N158 I159 K160 L161 R162 LYS ASN ALA SER SER SER SER SER SER VAL ASP SER ILE LYS GLY ASN ILE ALA ILE LYS SER GLU GLU

ARG ALA SER LEU LEU ASP SER ASN PHE VAL PRO ILE ASN PHE THR GLU PHE VAL GLN ALA ILE SER ASN THR TYR LYS GLN ARG ARG ILE GLN PHE TYR GLU ASN LEU LYS ARG HIS LYS ARG THR SER ILE ALA

- Molecule 5: Scaffold protein

Chain bi:

MET THR GLU LYS GLU GLU LYS GLU ASP LEU GLN ALA GLN ASP LYS GLU GLU GLN GLN ILE LYS ALA ASP THR LYS VAL ILE SER VAL GLN GLU PHE GLU GLU TYR MET ARG PHE LYS GLU GLN ALA ASN SER LYS SER LYS GLU THR SER ARG ASP L53 E57 T60 K61 E62 L63

A64 E65 V66 E67 E68 R69 E70 R71 I72 E73 K74 Q75 L76 L77 L78 E79 A80 E81 R82 I83 N84 E85 I86 D87 T88 L89 A90 K91 S95 N96 H97 K100 E101 L104 A105 K106 R123 K124 P127 I128 A133 I134 A135 K136 I143 D144 G145 E146 I159 K160 L161 R162

K163 ASN ALA SER SER SER SER SER SER VAL ASP SER ILE LYS GLY ASN ILE ALA ILE LYS SER GLU GLU ARG ALA SER LEU LEU ASP SER ASN PHE VAL PRO ILE ASN PHE THR GLU PHE VAL GLN ALA ILE SER ASN THR TYR LYS GLN ARG ARG ILE GLN PHE TYR GLU ASN LEU LYS

ARG HIS LYS ARG THR SER ILE ALA

- Molecule 5: Scaffold protein

Chain bj:

MET THR GLU LYS GLU GLU LYS GLU ASP LEU GLN ALA GLN ASP LYS GLU GLU GLN GLN ILE LYS ALA ASP THR LYS VAL ILE SER VAL GLN GLU PHE GLU GLU TYR MET ARG PHE LYS GLU GLN ALA ASN SER LYS SER LYS GLU THR SER ARG ASP LEU SER ILE ASN GLU ARG ILE THR

LYS GLU LEU ALA GLU V66 E67 E68 R69 E70 R71 I72 E73 K74 Q75 L76 L77 L78 E79 A80 E81 R82 E85 I86 D87 T88 L89 A90 K91 A92 H93 L94 S95 N96 H97 F98 N99 K100 E101 V102 L103 L104 A105 K106 G107 Y108 T109 L110 K111 D112 I113 M114 Q115 A116 Q117 R118 R119 E120 L121

V122 R123 K124 F125 V126 P127 I128 E129 Q130 I131 K132 A133 I134 A135 K136 V137 S138 D139 I140 S141 H142 I143 D144 G145 E146 I147 L148 E149 Q150 L151 V152 S153 L154 A155 K156 V157 N158 I159 K160 L161 R162 LYS ASN ALA SER SER SER SER SER SER VAL ASP SER ILE LYS GLY ASN ILE ALA ILE

LYS SER GLU GLU ARG ALA SER LEU LEU ASP SER ASN PHE VAL PRO ILE ASN PHE THR GLU PHE VAL GLN ALA ILE SER ASN THR TYR LYS GLN ARG ARG ILE GLN PHE TYR GLU ASN LEU LYS ARG HIS LYS ARG THR SER ILE ALA

- Molecule 5: Scaffold protein

Chain bk:

MET THR GLU LYS GLU GLU LYS GLU ASP LEU GLN ALA GLN ASP LYS GLU GLU GLN GLN ILE LYS ALA ASP THR LYS VAL ILE SER VAL GLN GLU PHE GLU GLU TYR MET ARG PHE LYS GLU GLN ALA ASN SER LYS SER LYS GLU THR SER ARG ASP L53 S54 I55 N56 E57 R58 I59 T60

K61 E62 L63 A64 E65 V66 E67 E68 R69 E70 R71 I72 E73 K74 Q75 L76 E81 N84 E85 T88 K91 A92 H93 L94 S95 N96 K100 E101 V102 L103 L104 Y108 T109 L110 L121 P127 I128 E129 A133 I134 S138 D139 H142 I143 D144 G145 E146 I147 L148

A155 K156 V157 N158 L161 R162 K163 ASN ALA SER SER SER SER SER SER VAL ASP SER ILE LYS GLY ASN ILE ALA ILE LYS SER GLU GLU ARG ALA SER ASN PHE VAL PRO ILE ASN PHE THR GLU PHE VAL GLN ALA ILE SER ASN THR TYR LYS GLN ARG ARG

ILE GLN PHE TYR GLU ASN LEU LYS ARG HIS LYS ARG THR SER ILE ALA

- Molecule 5: Scaffold protein

Chain bl:

MET THR GLU LYS GLU GLU LYS GLU ASP LEU GLN ALA GLN ASP LYS GLU GLU GLN GLN ILE LYS ALA ASP THR LYS VAL ILE SER VAL GLN GLU PHE GLU GLU TYR MET ARG PHE LYS GLU GLN ALA ASN SER LYS SER LYS GLU THR SER ARG ASP LEU SER ILE ASN GLU ARG ILE THR

LYS GLU LEU ALA GLU V66 E67 E68 R69 E70 R71 Q75 L76 L77 L78 E79 A80 E81 R82 I83 N84 E85 I86 D87 T88 L89 A90 K91 A92 H93 L94 S95 N96 H97 F98 N99 K100 E101 V102 L103 L104 A105 K106 G107 Y108 T109 L110 K111 D112 I113 M114 Q115 A116 Q117 R118 R119 E120 L121 V122

R123 K124 F125 V126 P127 I128 I131 K132 A133 I134 A135 K136 V137 S138 D139 I140 S141 H142 I143 D144 G145 E146 Q150 L151 V152 S153 K156 V157 N158 I159 K160 L161 R162 LYS ASN ALA SER SER SER SER SER VAL ASP SER ILE LYS GLY ASN ILE ALA ILE LYS SER GLU GLU ARG

ALA SER LEU LEU ASP SER ASN PHE VAL PRO ILE ASN PHE THR GLU PHE VAL GLN ALA ILE SER ASN THR TYR LYS GLN ARG ARG ILE GLN PHE TYR GLU ASN LEU LYS ARG HIS LYS ARG THR SER ILE ALA

- Molecule 5: Scaffold protein

Chain bm:

MET THR GLU LYS GLU GLU LYS GLU ASP LEU GLN ALA GLN ASP LYS GLU GLU GLN GLN ILE LYS ALA ASP THR LYS VAL ILE SER VAL GLN GLU PHE GLU GLU TYR MET ARG PHE LYS GLU GLN ALA ASN SER LYS SER LYS GLU THR SER ARG ASP L53 I59 T60 K61 E62 L63 A64

E65 V66 E67 E68 R69 E73 K74 Q75 L76 L77 L78 E79 A80 E81 R82 I83 N84 E85 T88 L89 H93 N96 H97 L104 A105 S138 H142 E146 K160 L161 R162 K163 ASN ALA SER SER SER SER SER SER VAL ASP SER ILE LYS GLY ASN ILE ALA ILE LYS

SER GLU GLU ARG ALA SER LEU LEU ASP SER ASN PHE VAL PRO ILE ASN PHE THR GLU PHE VAL GLN ALA ILE SER ASN THR TYR LYS GLN ARG ARG ARG ILE GLN PHE TYR GLU ASN LEU LYS ARG HIS LYS ARG THR SER ILE ALA

- Molecule 5: Scaffold protein

Chain bn:

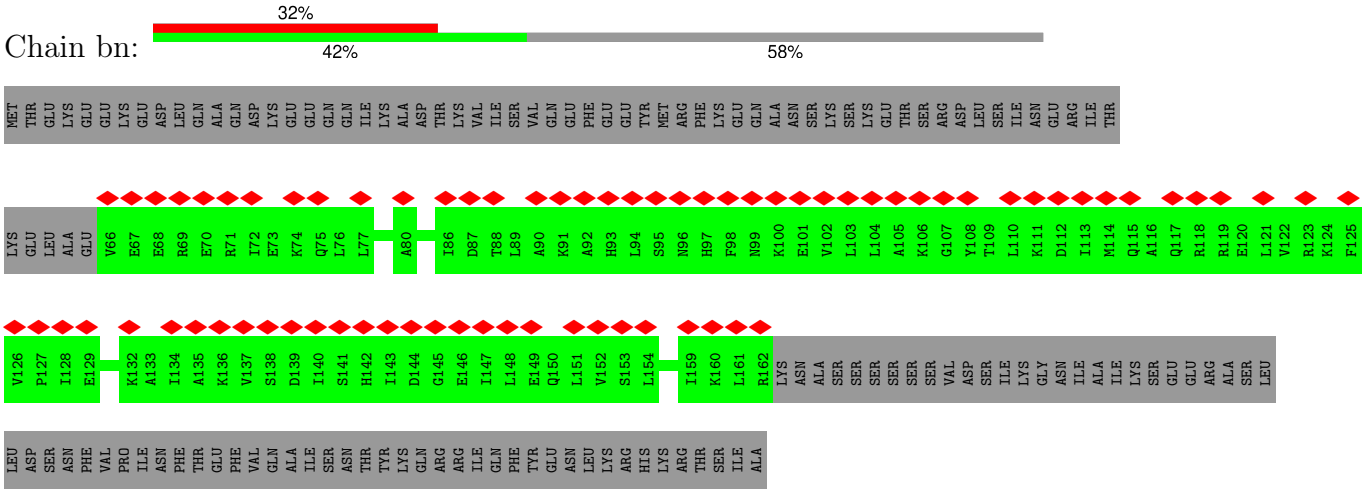

- Molecule 5: Scaffold protein

Chain bo:

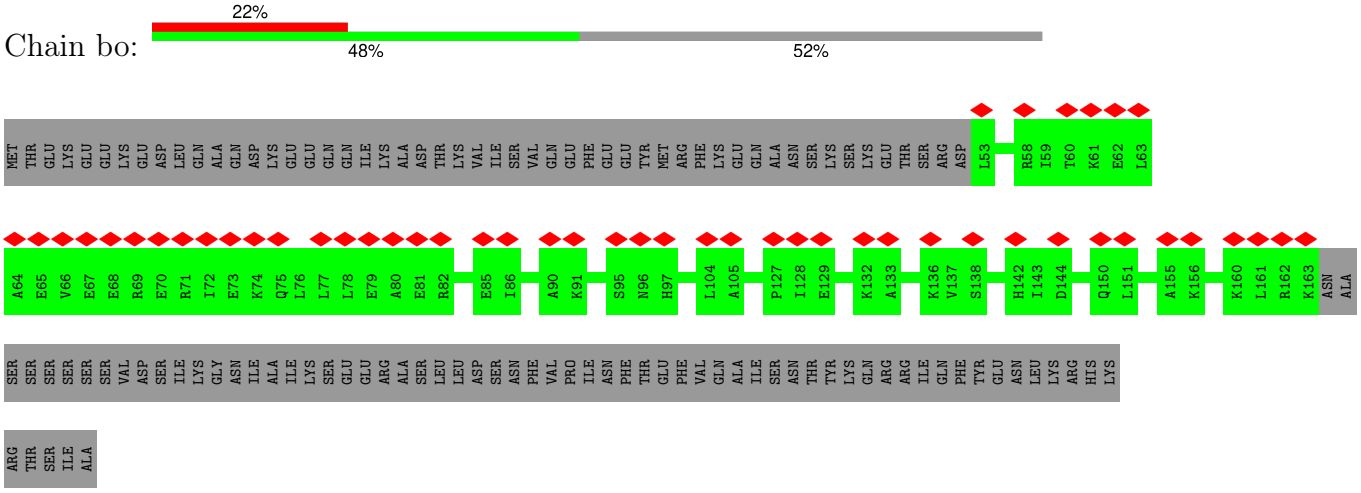

- Molecule 5: Scaffold protein

Chain bp:

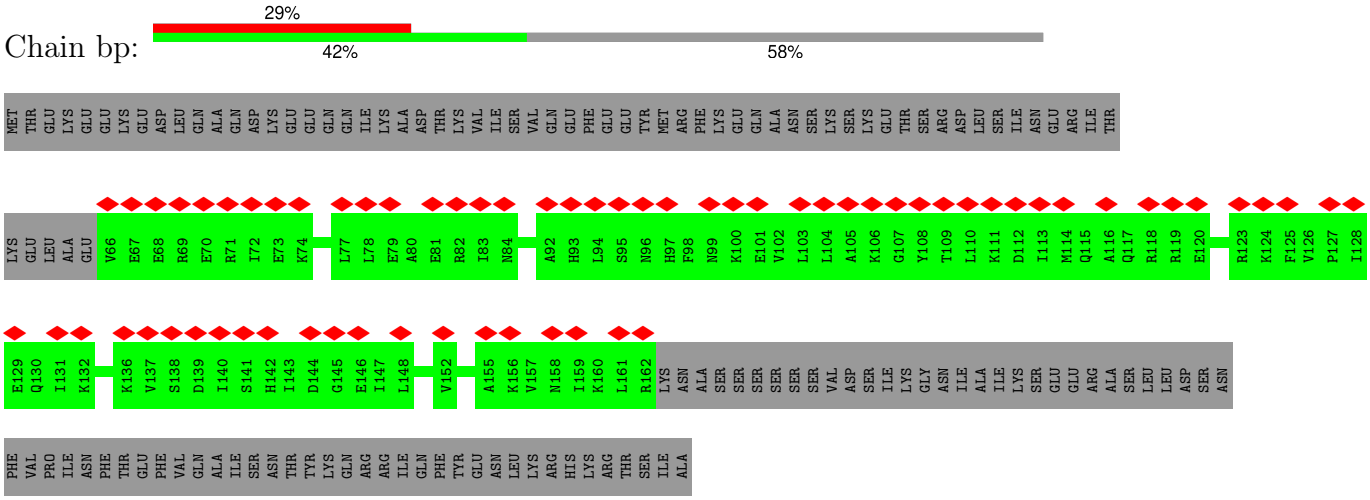

- Molecule 5: Scaffold protein

Chain bq:

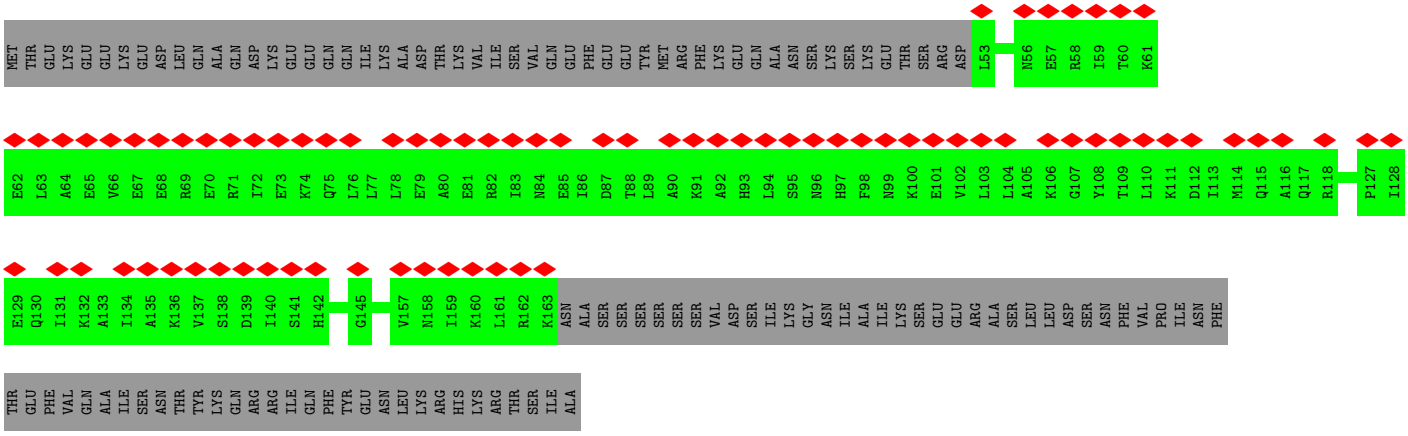

- Molecule 5: Scaffold protein

Chain br:



- Molecule 5: Scaffold protein

Chain bs:

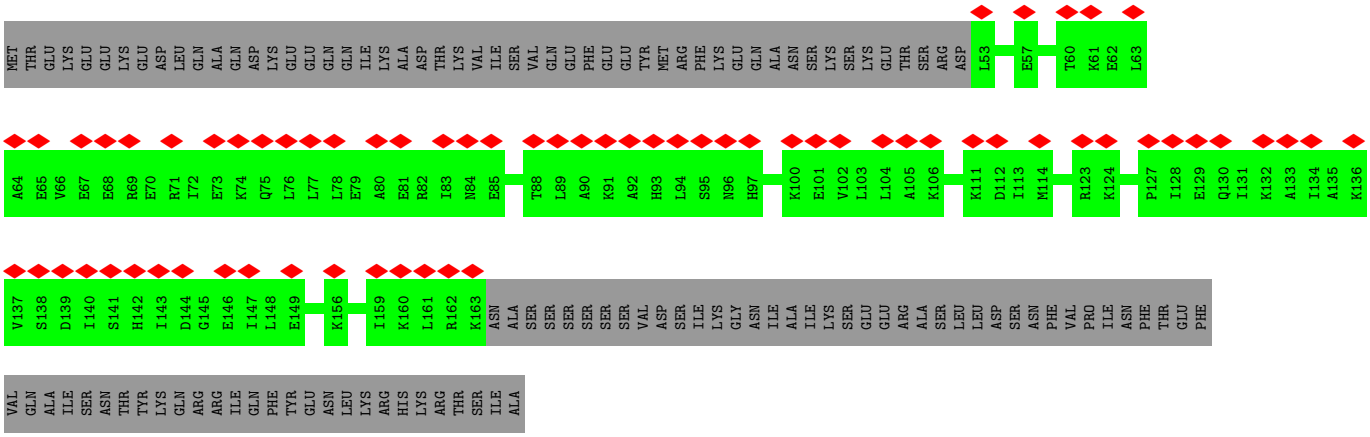

- Molecule 5: Scaffold protein

Chain bt:

MET THR GLU LYS GLU GLU LYS GLU ASP LEU GLN ALA GLN ASP LYS GLU GLU GLN GLN ILE LYS ALA ASP THR LYS VAL ILE SER VAL GLN GLU PHE GLU GLU TYR MET ARG PHE LYS GLU GLN ALA ASN SER LYS SER LYS GLU THR SER ARG ASP LEU SER ILE ASN GLU ARG ILE THR

LYS GLU LEU ALA GLU V66 E67 E68 R69 E70 R71 I72 E73 K74 Q75 L76 L77 L78 E79 A80 E81 R82 I83 N84 E85 I86 D87 T88 L89 A90 K91 A92 H93 L94 S95 N96 H97 F98 N99 K100 E101 V102 L103 L104 A105 K106 G107 Y108 T109 L110 K111 D112 I113 M114 Q115 A116 Q117 R118 R119 E120

L121 V122 R123 K124 F125 V126 P127 I128 E129 Q130 I131 K132 A133 I134 A135 K136 V137 S138 D139 I140 S141 H142 I143 D144 G145 E146 I147 L148 E149 Q150 L151 V152 S153 L154 A155 K156 V157 N158 I159 K160 L161 R162 LYS ASN ALA SER SER SER SER SER SER SER VAL ASP SER ILE LYS GLY ASN ILE ALA

ILE LYS SER GLU GLU ARG ALA SER LEU LEU ASP SER ASN PHE VAL PRO ILE ASN PHE THR GLU PHE VAL GLN GLN ALA ILE SER ASN THR TYR LYS GLN ARG ARG ILE GLN PHE TYR GLU ASN LEU LYS ARG HIS LYS ARG THR SER ILE ALA

- Molecule 5: Scaffold protein

Chain bu: 18% 48% 52%

MET THR GLU LYS GLU GLU LYS GLU ASP LEU GLN ALA GLN ASP LYS GLU GLU GLN GLN ILE LYS ALA ASP THR LYS VAL ILE SER VAL GLN GLU PHE GLU GLU TYR MET ARG PHE LYS GLU GLN ALA ASN SER LYS SER LYS GLU THR SER ARG ASP L53 E57 K61 E62 L63 A64

E65 V66 E67 E68 R69 E70 R71 I72 E73 K74 L77 E81 E85 I86 L89 A90 K91 A92 H93 L94 S95 N96 H97 K106 T109 L110 V122 R123 K132 A133 D139 I140 S141 H142 E149 V152 K160 L161 R162 K163 ASN ALA SER SER SER SER SER SER

VAL ASP SER ILE LYS GLY ASN ILE ALA ILE LYS SER GLU GLU ARG ALA SER LEU LEU ASP SER ASN PHE VAL PRO ILE ASN PHE THR GLU PHE VAL GLN ALA ILE SER ASN THR TYR LYS GLN ARG ARG ILE GLN PHE TYR GLU ASN LEU LYS ARG HIS LYS ARG THR SER ILE ALA

- Molecule 5: Scaffold protein

Chain bv: 33% 42% 58%

MET THR GLU LYS GLU GLU LYS GLU ASP LEU GLN ALA GLN ASP LYS GLU GLU GLN GLN ILE LYS ALA ASP THR LYS VAL ILE SER VAL GLN GLU PHE GLU GLU TYR MET ARG PHE LYS GLU GLN ALA ASN SER LYS SER LYS GLU THR SER ARG ASP LEU SER ILE ASN GLU ARG ILE THR

LYS GLU LEU ALA GLU V66 E67 E68 R69 E70 R71 I72 E73 K74 Q75 L76 L77 L78 E79 A80 E81 R82 I83 N84 E85 I86 D87 T88 L89 A90 K91 A92 H93 L94 S95 N96 H97 F98 N99 K100 E101 V102 L103 L104 A105 K106 G107 Y108 T109 L110 K111 D112 I113 M114 Q115 A116 Q117 R118 R119 E120

L121 V122 R123 K124 F125 V126 P127 I128 E129 Q130 I131 K132 A133 I134 A135 K136 V137 S138 D139 I140 S141 H142 I143 D144 L148 E149 V152 A155 K156 R162 LYS ASN ALA SER SER SER SER SER VAL ASP SER ILE LYS GLY ASN ILE ALA ILE LYS SER GLU GLU ARG ALA SER

LEU LEU ASP SER ASN PHE VAL PRO ILE ASN PHE THR GLU PHE VAL GLN ALA ILE SER ASN THR TYR LYS GLN ARG ARG ILE GLN PHE TYR GLU ASN LEU LYS ARG HIS LYS ARG THR SER ILE ALA

- Molecule 5: Scaffold protein

Chain bw: 30% 48% 52%

MET THR GLU LYS GLU GLU LYS GLU ASP LEU GLN ALA GLN ASP LYS GLU GLU GLN GLN ILE LYS ALA ASP THR LYS VAL ILE SER VAL GLN GLU PHE GLU GLU TYR MET ARG PHE LYS GLU GLN ALA ASN SER LYS SER LYS GLU THR SER ARG ASP L53 S54 I55 R58 I59 T60 K61

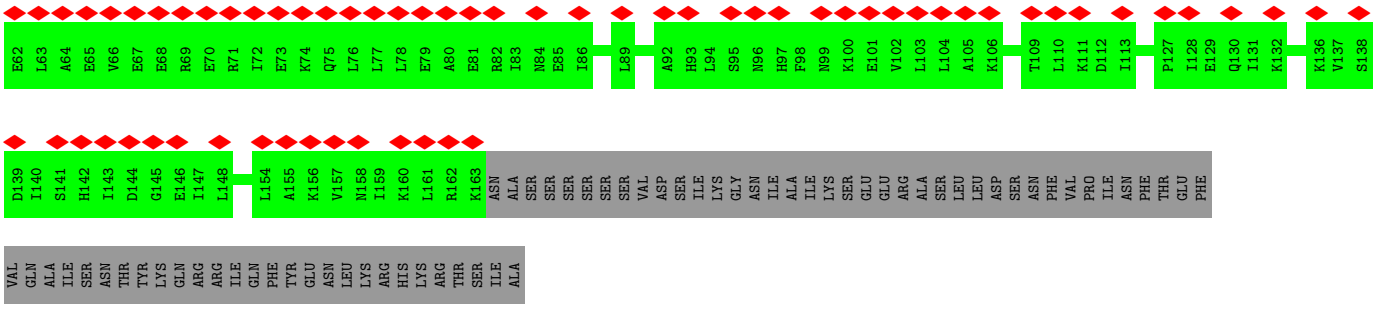

- Molecule 5: Scaffold protein

Chain bx:

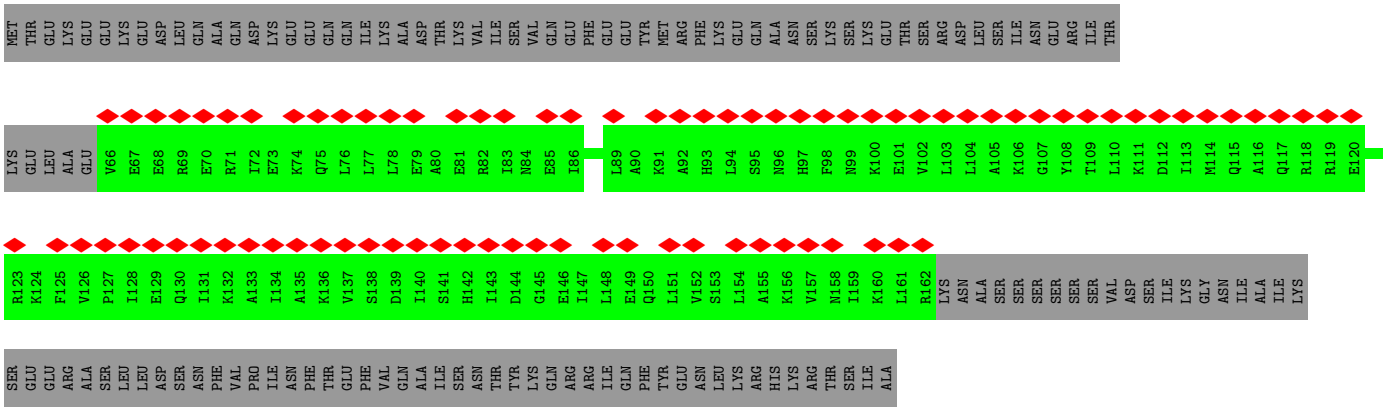

- Molecule 5: Scaffold protein

Chain by:



- Molecule 5: Scaffold protein

Chain bz:



- Molecule 5: Scaffold protein

Chain cA:

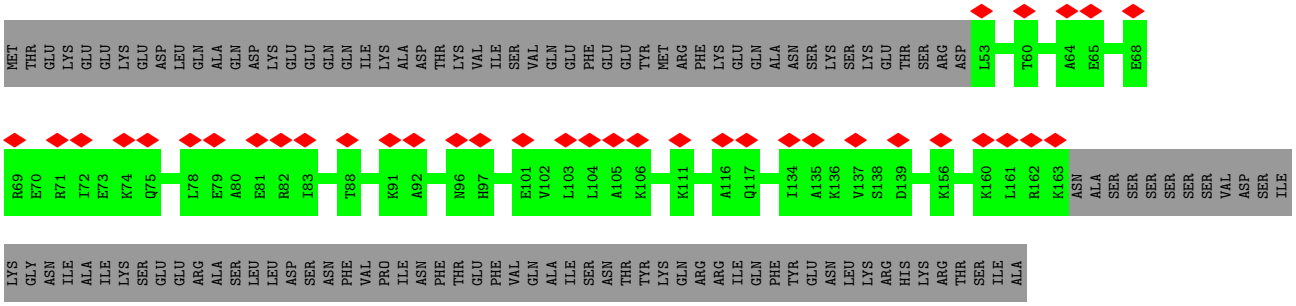

- Molecule 5: Scaffold protein

Chain cB:

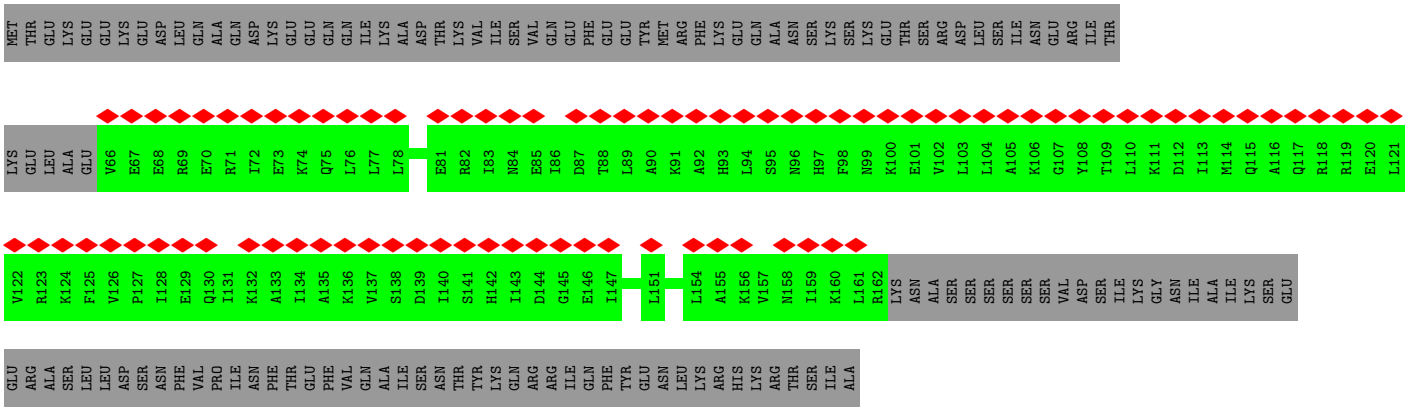

- Molecule 5: Scaffold protein

Chain cC:

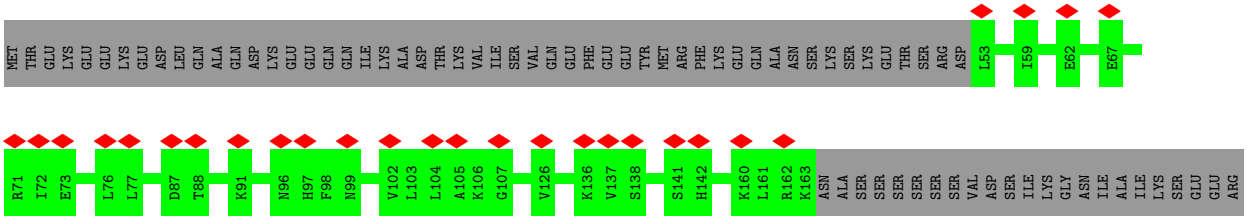

ALA SER LEU LEU ASP SER ASN ASN PHE VAL PRO ILE ASN PHE THR GLU PHE VAL GLN ALA ILE SER ASN THR TYR LYS GLN ARG ARG ILE GLN PHE TYR GLU ASN LEU LYS ARG HIS LYS ARG THR SER ILE ALA

- Molecule 5: Scaffold protein

Chain cD:

MET THR GLU LYS GLU GLU LYS GLU ASP LEU GLN ALA GLN ASP LYS GLU GLU GLN GLN ILE LYS ALA ASP THR LYS VAL ILE SER VAL GLN GLU PHE GLU GLU TYR MET ARG PHE LYS GLU GLN ALA ASN SER LYS SER LYS GLU THR SER ARG ASP LEU SER ILE ASN GLU ARG ILE THR

LYS GLU LEU ALA GLU V66 E67 E68 R69 E70 R71 K74 Q75 E79 A80 E81 R82 E85 I86 D87 T88 L89 A90 K91 A92 H93 N96 H97 F98 N99 K100 E101 V102 L103 L104 A105 K106 G107 Y108 T109 L110 K111 D112 I113 M114 Q115 A116 Q117 R118 R119 E120 L121 V122 R123 K124

P127 I128 E129 K136 V137 S138 D139 I140 S141 H142 I143 D144 G145 E146 I147 L148 E149 Q150 I159 K160 L161 R162 LYS ASN ALA SER SER SER SER SER SER VAL ASP SER ILE LYS GLY ASN ILE ALA ILE LYS SER GLU GLU ARG ALA SER LEU LEU ASP SER ASN PHE VAL PRO ILE ASN

PHE THR GLU PHE VAL GLN ALA ILE SER ASN THR TYR LYS GLN ARG HIS LYS ARG THR SER ILE ALA

- Molecule 5: Scaffold protein

Chain cE:

MET THR GLU LYS GLU GLU LYS GLU ASP LEU GLN ALA GLN ASP LYS GLU GLU GLN GLN ILE LYS ALA ASP THR LYS VAL ILE SER VAL GLN GLU PHE GLU GLU TYR MET ARG PHE LYS GLU GLN ALA ASN SER LYS SER LYS GLU THR SER ARG ASP L53 T60 K61 E62 L63 A64 E65

V66 E67 E68 R69 E70 E73 K74 Q75 L76 L77 L78 E79 A80 E81 N84 E85 T88 L89 A90 K91 N96 H97 F98 N99 K100 E101 V102 L103 L104 A105 K106 G107 L110 P127 I128 E129 Q130 A133 K136 V137 I143 D144 G145 E146 I147 L148 E149 L154 A155 K156

L161 R162 K163 ASN ALA SER SER SER SER SER SER VAL ASP SER ILE LYS GLY ASN ILE ALA ILE LYS SER GLU GLU ARG ALA SER LEU LEU ASP SER ASN PHE VAL PRO ILE ASN PHE THR GLU PHE VAL GLN ALA ILE SER ASN THR TYR LYS GLN ARG ARG ILE GLN PHE TYR GLU

ASN LEU LYS ARG HIS LYS ARG THR SER ILE ALA

- Molecule 5: Scaffold protein

Chain cF:

MET THR GLU LYS GLU GLU LYS GLU ASP LEU GLN ALA GLN ASP LYS GLU GLU GLN GLN ILE LYS ALA ASP THR LYS VAL ILE SER VAL GLN GLU PHE GLU GLU TYR MET ARG PHE LYS GLU GLN ALA ASN SER LYS SER LYS GLU THR SER ARG ASP LEU SER ILE ASN GLU ARG ILE THR

LYS GLU LEU ALA GLU V66 E67 E68 R69 E70 Q75 L78 E79 A80 E81 R82 I83 N84 E85 I86 A90 K91 L94 S95 N96 H97 F98 N99 K100 E101 V102 L103 L104 A105 K106 G107 Y108 T109 D112 I113 M114 Q115 A116 Q117 R118 R119 E120 L121 V122 R123 K124 F125 V126 P127 I128

E129 Q130 I131 K132 A135 K136 V137 S138 D139 I140 S141 H142 I143 D144 G145 E146 I147 L148 E149 Q150 L151 V152 A155 K156 V157 N158 I159 K160 L161 R162 LYS ASN ALA SER SER SER SER SER SER VAL ASP SER ILE LYS GLY ASN ILE ALA ILE LYS SER GLU GLU ARG ALA SER LEU LEU

ASP SER ASN PHE VAL PRO ILE ASN PHE THR GLU PHE VAL GLN ALA ILE SER ASN THR TYR LYS GLN ARG ARG ILE GLN PHE TYR GLU ASN LEU LYS ARG HIS LYS ARG THR SER ILE ALA

- Molecule 5: Scaffold protein

Chain cG: 37% 48% 52%

MET THR GLU LYS GLU GLU LYS GLU ASP LEU GLN ALA GLN ASP LYS GLU GLU GLN GLN ILE LYS ALA ASP THR LYS VAL ILE SER VAL GLN GLU PHE GLU GLU TYR MET ARG PHE LYS GLU GLN ALA ASN SER LYS SER LYS GLU THR SER ARG ASP L53 N56 E57 R58 I59 T60 K61

E62 L63 A64 E65 V66 E67 E68 R69 E70 R71 I72 E73 K74 Q75 L76 L77 L78 E79 A80 E81 R82 I83 N84 E85 T88 L89 A90 K91 A92 H93 L94 S95 N96 H97 F98 N99 K100 E101 V102 L103 L104 A105 K106 G107 Y108 T109 L110 K111 D112 I113 L121 V122 R123 K124 F125 V126 T131

K132 A133 I134 A135 K136 V137 S138 D139 I140 S141 H142 I143 D144 G145 E146 L147 L148 E149 Q150 L151 L154 A155 K156 V157 N158 I159 K160 L161 R162 K163 ASN ALA SER SER SER SER SER VAL ASP SER ILE LYS GLY ASN ILE ALA ILE LYS SER GLU GLU ARG ALA SER LEU LEU ASP SER

ASN PHE VAL PRO ILE ASN PHE THR GLU PHE VAL GLN ALA ILE SER ASN THR TYR LYS GLN ARG ARG ILE GLN PHE TYR GLU ASN LEU LYS ARG HIS LYS ARG THR SER ILE ALA

- Molecule 5: Scaffold protein

Chain cH: 42% 42% 58%

MET THR GLU LYS GLU GLU LYS GLU ASP LEU GLN ALA GLN ASP LYS GLU GLU GLN GLN ILE LYS ALA ASP THR LYS VAL ILE SER VAL GLN GLU PHE GLU GLU TYR MET ARG PHE LYS GLU GLN ALA ASN SER LYS SER LYS GLU THR SER ARG ASP LEU SER ILE ASN GLU ARG ILE THR

LYS GLU LEU ALA GLU V66 E67 E68 R69 E70 R71 I72 E73 K74 Q75 L76 L77 L78 E79 A80 E81 R82 I83 N84 E85 I86 D87 T88 L89 A90 K91 A92 H93 L94 S95 N96 H97 F98 N99 K100 E101 V102 L103 L104 A105 K106 G107 Y108 T109 L110 K111 D112 I113 M114 Q115 A116 Q117 R118 R119 E120

L121 V122 R123 K124 F125 V126 P127 I128 E129 Q130 I131 K132 A133 I134 A135 K136 V137 S138 D139 I140 S141 H142 I143 D144 G145 E146 I147 L148 E149 Q150 L151 V152 S153 L154 A155 K156 V157 N158 I159 K160 L161 R162 LYS ASN ALA SER SER SER SER SER VAL ASP SER ILE LYS GLY ASN ILE ALA

ILE LYS SER GLU GLU ARG ALA SER LEU LEU ASP SER ASN PHE VAL PRO ILE ASN PHE THR GLU PHE VAL GLN ALA ILE SER ASN THR TYR LYS GLN ARG ARG ILE GLN PHE TYR GLU ASN LEU LYS ARG HIS LYS ARG THR SER ILE ALA

- Molecule 5: Scaffold protein

Chain cI: 7% 48% 52%

MET THR GLU LYS GLU GLU LYS GLU ASP LEU GLN ALA GLN ASP LYS GLU GLU GLN GLN ILE LYS ALA ASP THR LYS VAL ILE SER VAL GLN GLU PHE GLU GLU TYR MET ARG PHE LYS GLU GLN ALA ASN SER LYS SER LYS GLU THR SER ARG ASP L53 E57 K61 E62 L63 A64

R71 I72 E79 R82 A90 K91 A92 N96 E129 K136 I159 K160 K163 ASN ALA SER SER SER SER SER VAL ASP SER ILE LYS GLY ASN ILE ALA ILE LYS SER GLU GLU ARG ALA SER LEU LEU ASP SER ASN PHE VAL PRO ILE ASN PHE THR GLU

PHE VAL GLN ALA ILE SER ASN THR TYR LYS GLN ARG ARG ILE GLN PHE TYR GLU ASN LEU LYS ARG HIS LYS ARG THR SER ILE ALA

- Molecule 5: Scaffold protein

Chain cJ:

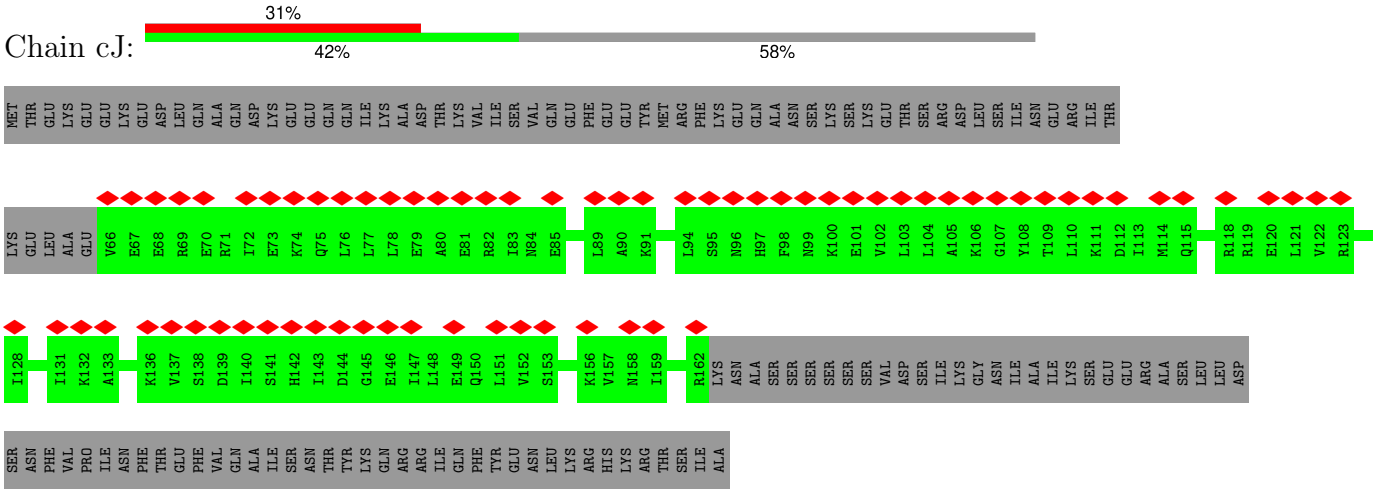

- Molecule 5: Scaffold protein

Chain cK:

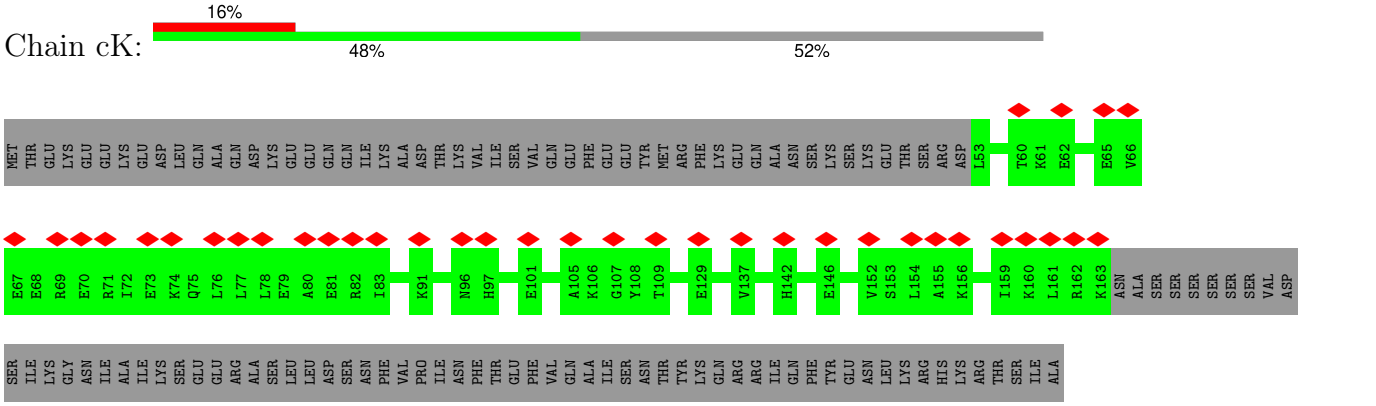

- Molecule 5: Scaffold protein

Chain cL:

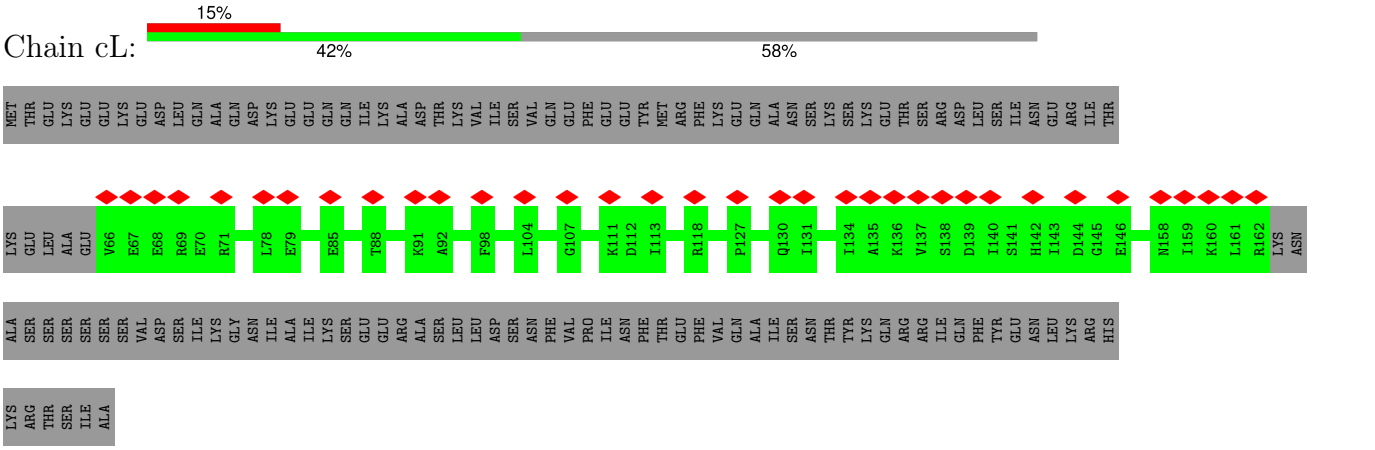

- Molecule 5: Scaffold protein

Chain cM:



L53 A64 E65 V66 E67 E68 R69 E70 R71 I72 E73 K74 Q75 L76 L77 L78 E79 A80 E81 R82 I83 N84 E85 I86 D87 T88 L89 A90 K91 A92 H93 L94 S95 N96 H97 E101 V102 L103 L104 A105 K106 G107 Y108 T109 L110 K111 D112 Q115 A116 Q117 R118 R119 E120 L121 V122 R123 V126

P127 T128 E129 Q130 I131 K132 A133 I134 A135 K136 V137 S138 D139 I140 S141 H142 I143 D144 G145 E146 I147 L148 E149 Q150 L151 V152 S153 L154 A155 K156 V157 N158 I159 K160 L161 R162 K163 ASN ALA SER SER SER SER SER SER VAL ASP SER ILE LYS GLY ASN ILE ALA ILE LYS SER GLU GLU ARG

ALA SER LEU LEU ASP SER ASN PHE VAL PRO ILE ASN PHE THR GLU PHE VAL GLN ALA ILE SER ASN THR TYR LYS GLN ARG ARG ILE GLN PHE TYR GLU ASN LEU LYS ARG HIS LYS ARG THR SER ILE ALA

- Molecule 5: Scaffold protein

Chain cN: 42% 42% 58%

MET THR GLU LYS GLU GLU LYS GLU ASP LEU GLN ALA GLN ASP LYS GLU GLU GLN GLN ILE LYS ALA ASP THR LYS VAL ILE SER VAL GLN GLU PHE GLU GLU TYR MET ARG PHE LYS GLU GLN ALA ASN SER LYS SER LYS GLU THR SER ARG ASP LEU SER ILE ASN GLU ARG ILE THR

LYS GLU LEU ALA GLU V66 E67 E68 R69 E70 R71 I72 E73 K74 Q75 L76 L77 L78 E79 A80 E81 R82 I83 N84 E85 I86 D87 T88 L89 A90 K91 A92 H93 L94 S95 N96 H97 F98 N99 K100 E101 V102 L103 L104 A105 K106 G107 Y108 T109 L110 K111 D112 I113 M114 Q115 A116 Q117 R118 R119 E120

L121 V122 R123 K124 F125 V126 P127 I128 E129 Q130 I131 K132 A133 I134 A135 K136 V137 S138 D139 I140 S141 H142 I143 D144 G145 E146 I147 L148 E149 Q150 L151 V152 S153 L154 A155 K156 V157 N158 I159 K160 L161 R162 LYS ASN ALA SER SER SER SER SER SER VAL ASP SER ILE LYS GLY ASN ILE ALA

ILE LYS SER GLU GLU ARG ALA SER LEU LEU ASP SER ASN PHE VAL PRO ILE ASN PHE THR GLU PHE VAL GLN ALA ILE SER ASN THR TYR LYS GLN ARG ARG ILE GLN PHE TYR GLU ASN LEU LYS ARG HIS LYS ARG THR SER ILE ALA

- Molecule 5: Scaffold protein

Chain cO: 25% 48% 52%

MET THR GLU LYS GLU GLU LYS GLU ASP LEU GLN ALA GLN ASP LYS GLU GLU GLN GLN ILE LYS ALA ASP THR LYS VAL ILE SER VAL GLN GLU PHE GLU GLU TYR MET ARG PHE LYS GLU GLN ALA ASN SER LYS SER LYS GLU THR SER ARG ASP L53 S54 I55 N56 E57 R58 I59 T60

K61 E62 L63 A64 E65 E68 R69 E70 R71 I72 E73 K74 Q75 L76 L77 L78 E81 R82 I83 N84 E85 I86 D87 T88 L89 A90 K91 A92 H93 N96 H97 F98 N99 K100 E101 V102 L103 L104 A105 K106 T109 L110 K111 K124 I128 E129 A135 K136 H142 I143 D144 G145

E146 I147 L148 V157 N158 I159 K160 L161 R162 K163 ASN ALA SER SER SER SER SER SER VAL ASP SER ILE LYS GLY ASN ILE ALA ILE LYS SER GLU GLU ARG ALA SER LEU LEU ASP SER ASN PHE VAL PRO ILE ASN PHE THR GLU PHE VAL GLN ALA ILE SER ASN THR TYR LYS GLN

ARG ARG ILE GLN PHE TYR GLU ASN LEU LYS ARG HIS LYS ARG THR SER ILE ALA

- Molecule 5: Scaffold protein

Chain cP: 40% 42% 58%

MET THR GLU LYS GLU GLU LYS GLU ASP LEU GLN ALA GLN ASP LYS GLU GLU GLN GLN ILE LYS ALA ASP THR LYS VAL ILE SER VAL GLN GLU PHE GLU GLU TYR MET ARG PHE LYS GLU GLN ALA ASN SER LYS SER LYS GLU THR SER ARG ASP LEU SER ILE ASN GLU ARG ILE THR



- Molecule 5: Scaffold protein

Chain cQ:

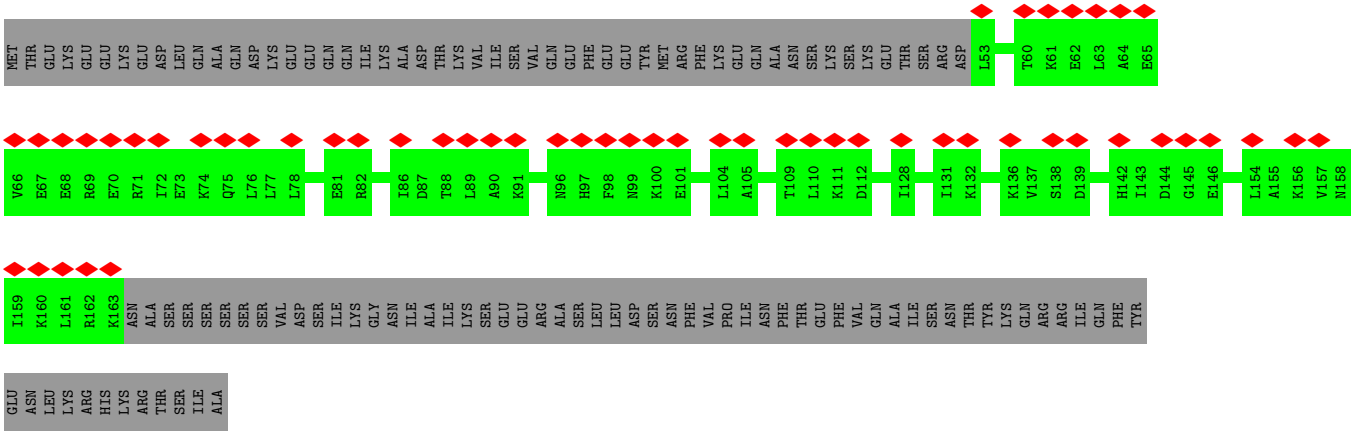

- Molecule 5: Scaffold protein

Chain cR:

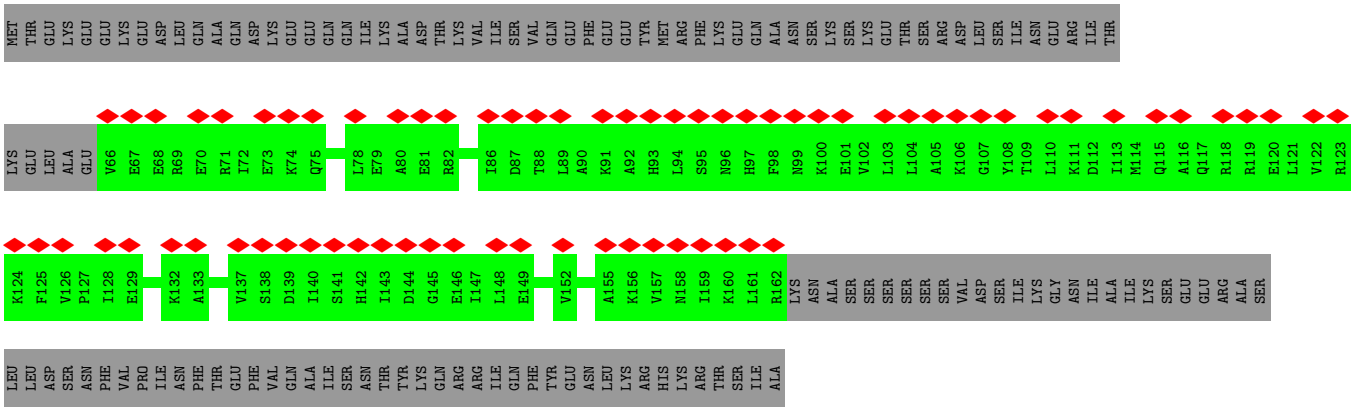

- Molecule 5: Scaffold protein

Chain cS:



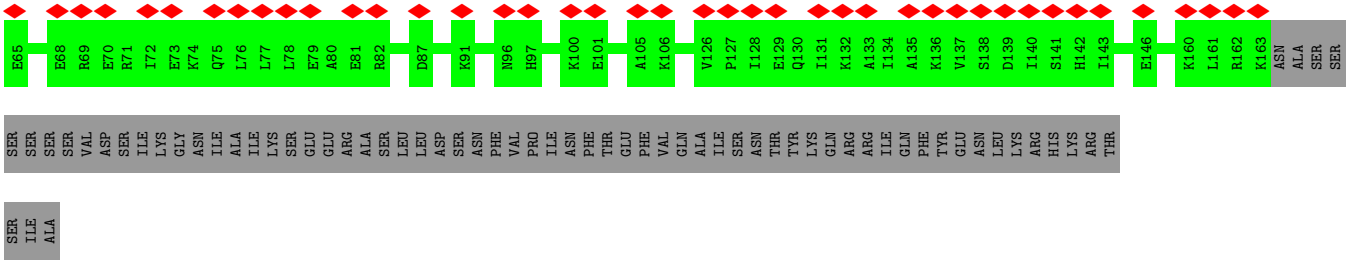

- Molecule 5: Scaffold protein

Chain cT:

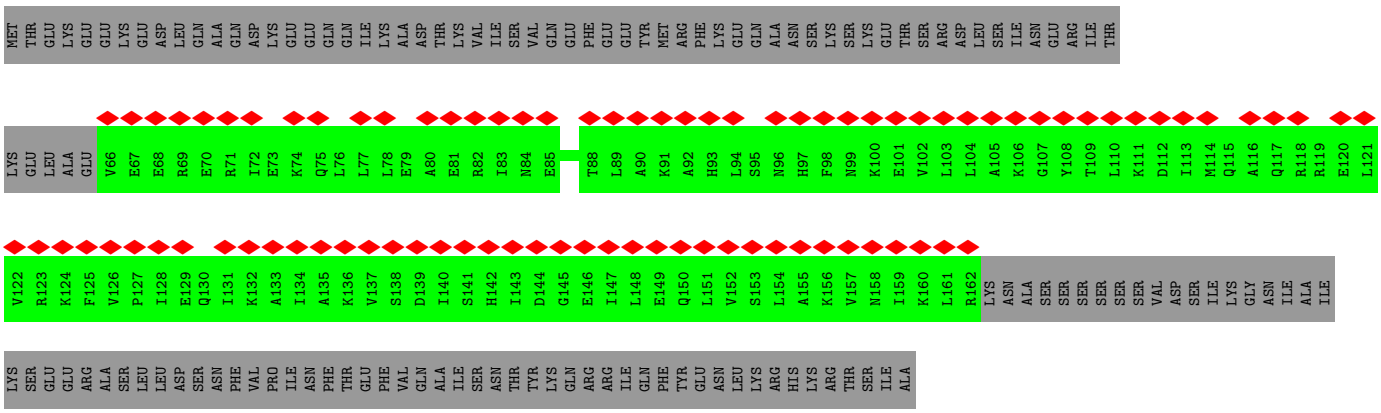

- Molecule 5: Scaffold protein

Chain cU:

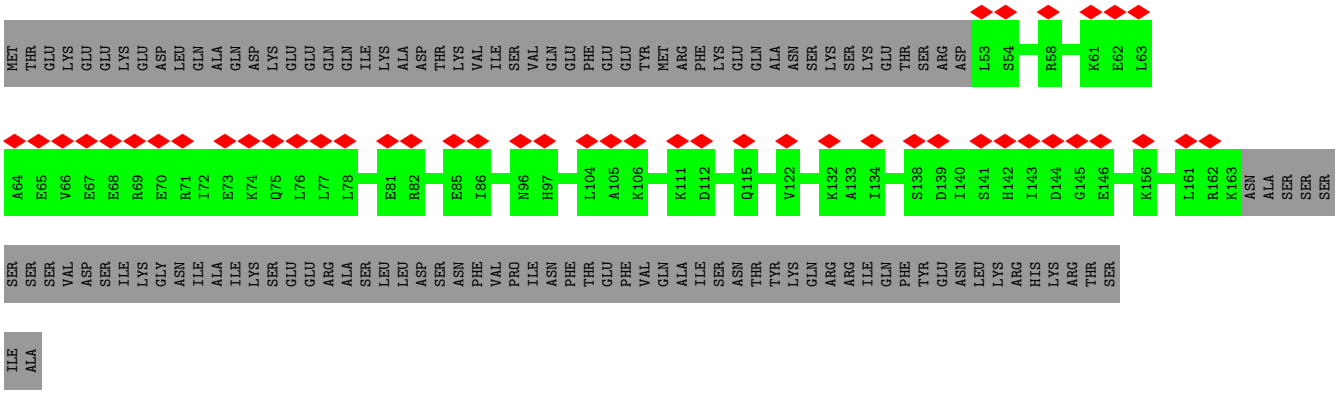

- Molecule 5: Scaffold protein

Chain cV:

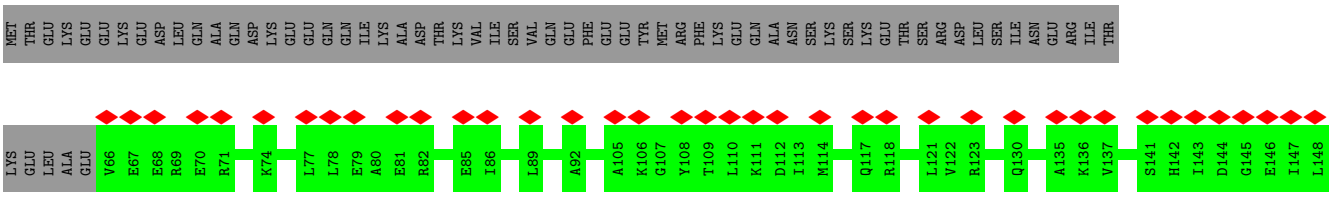



• Molecule 5: Scaffold protein

Chain cW:

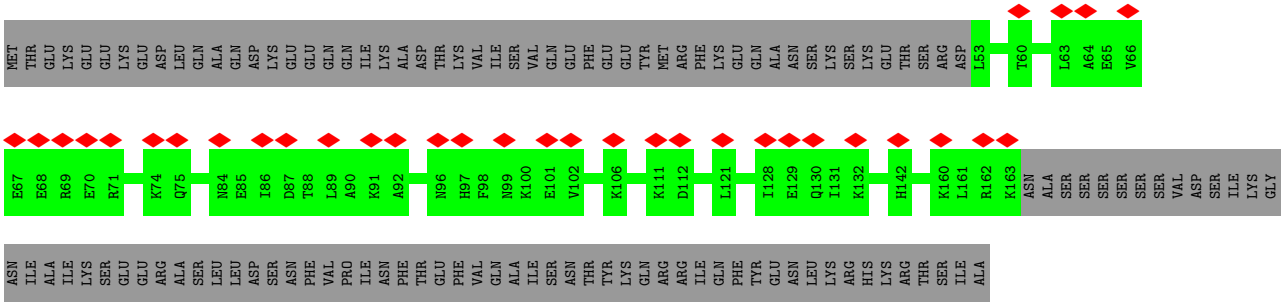

• Molecule 5: Scaffold protein

Chain cX:

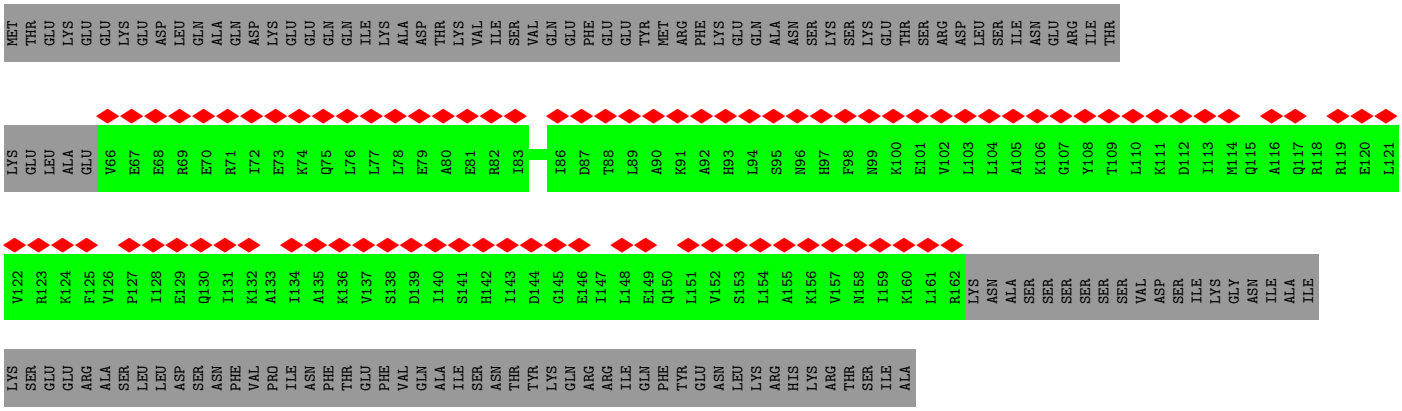

• Molecule 5: Scaffold protein

Chain cY:

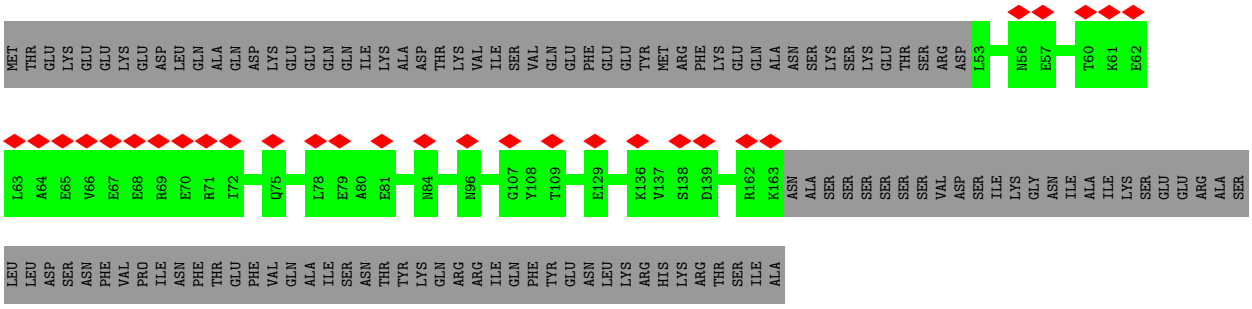

• Molecule 5: Scaffold protein

Chain cZ:

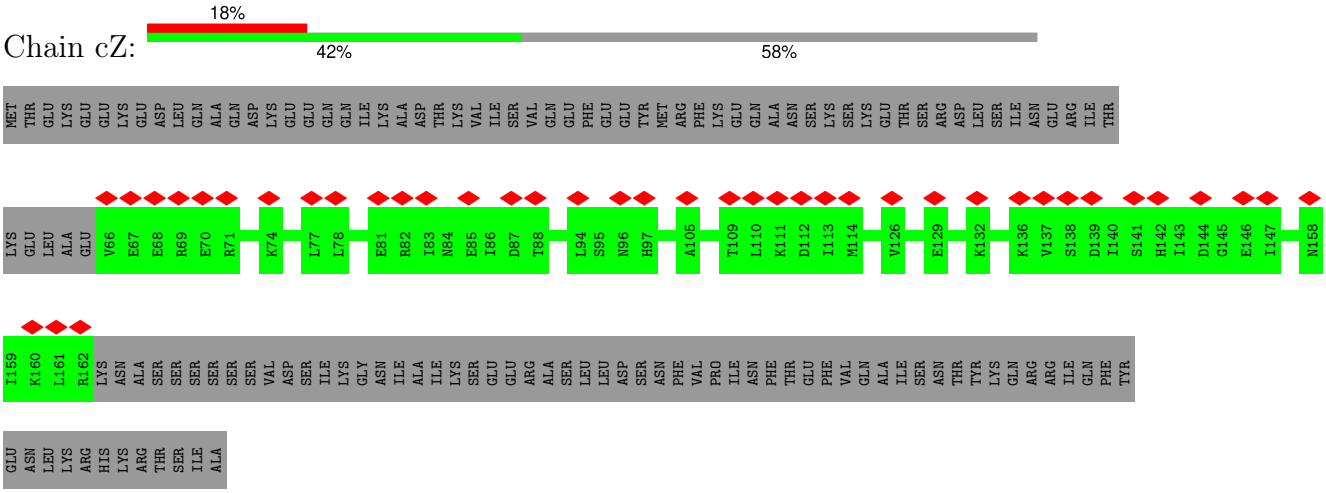

- Molecule 5: Scaffold protein

Chain ca:

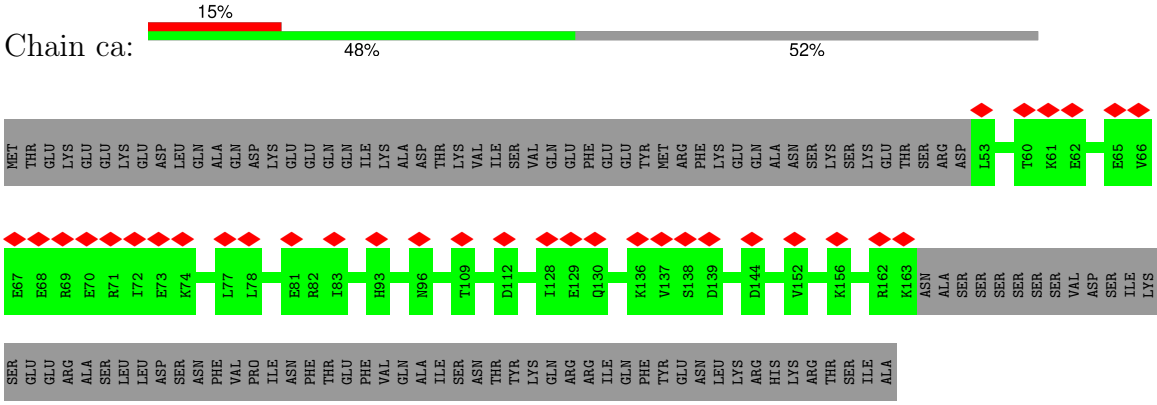

- Molecule 5: Scaffold protein

Chain cb:

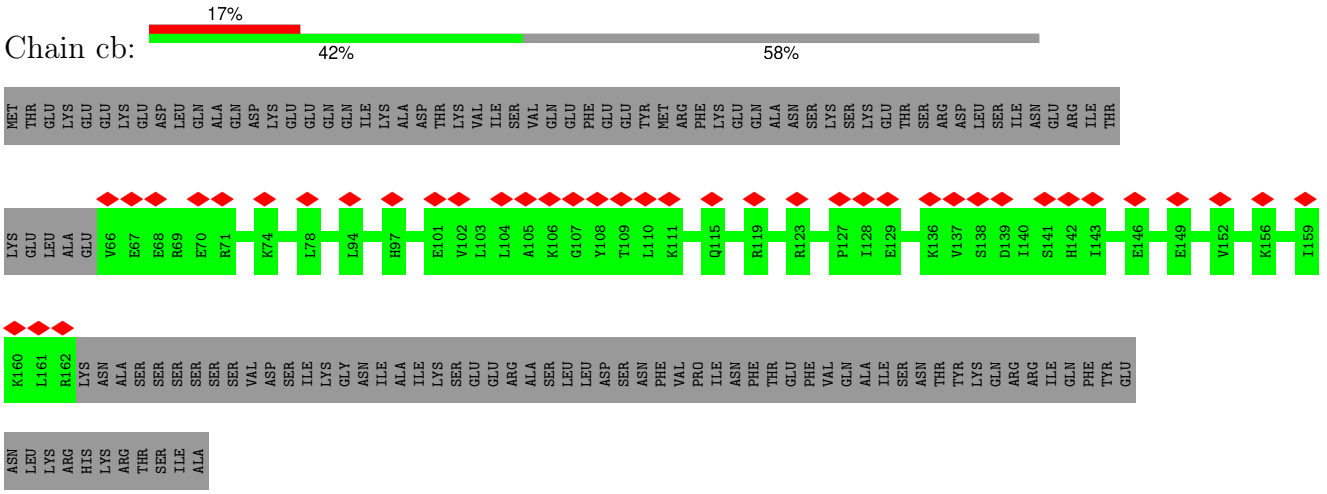

- Molecule 5: Scaffold protein

Chain cc:

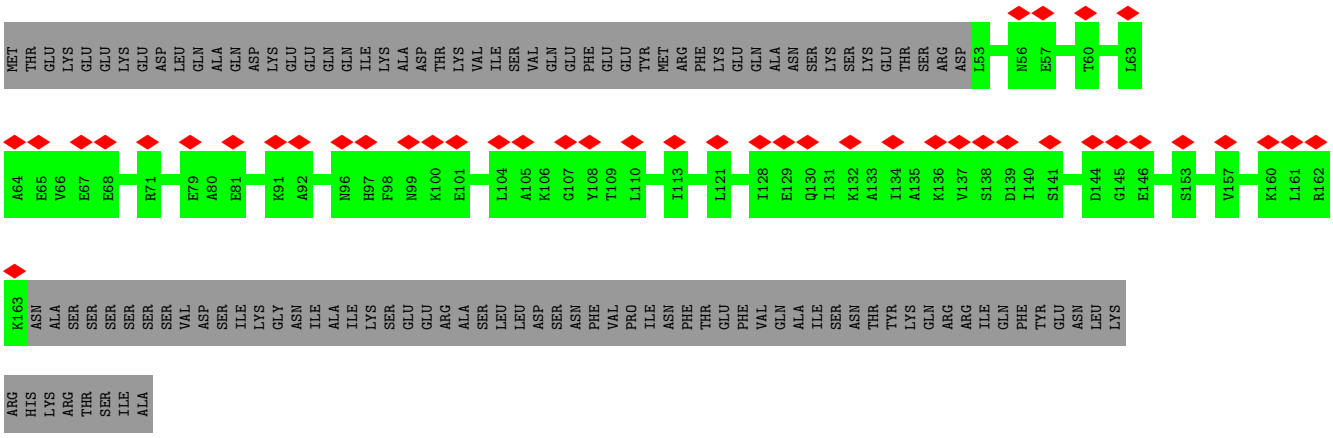

• Molecule 5: Scaffold protein

Chain cd:

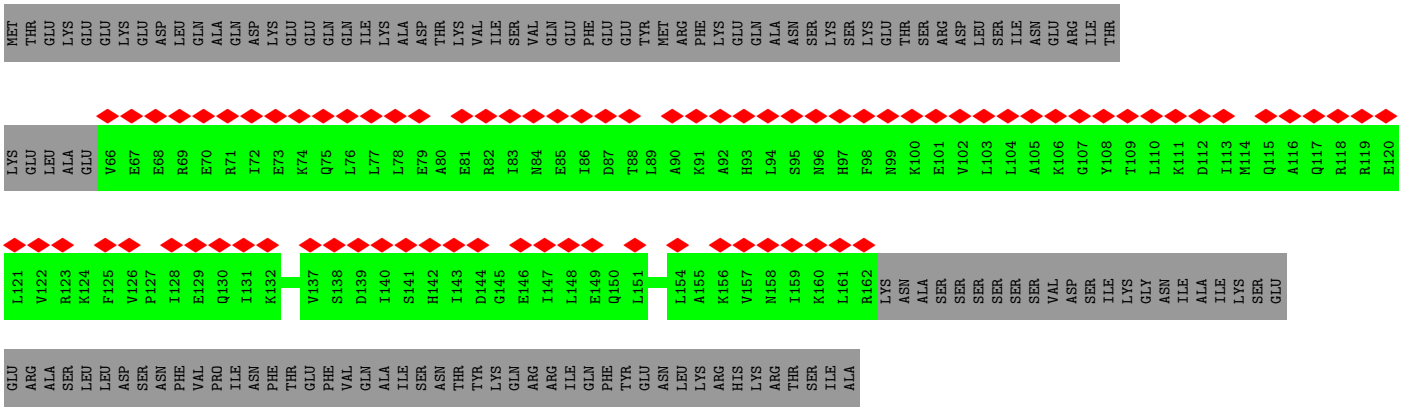

• Molecule 5: Scaffold protein

Chain ce:

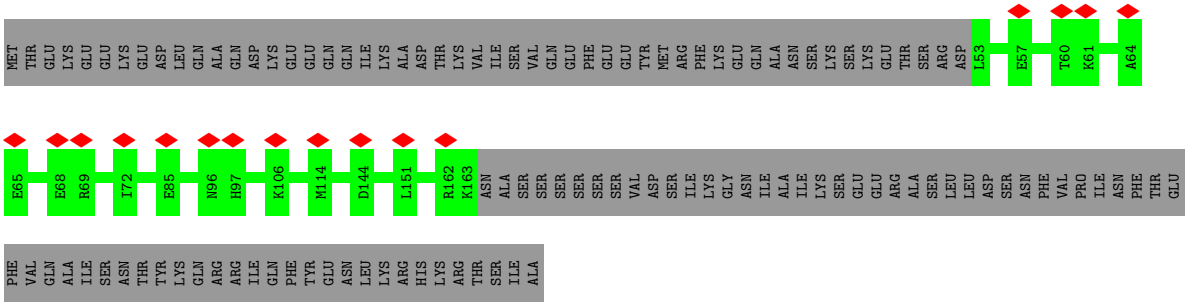

• Molecule 5: Scaffold protein

Chain cf:

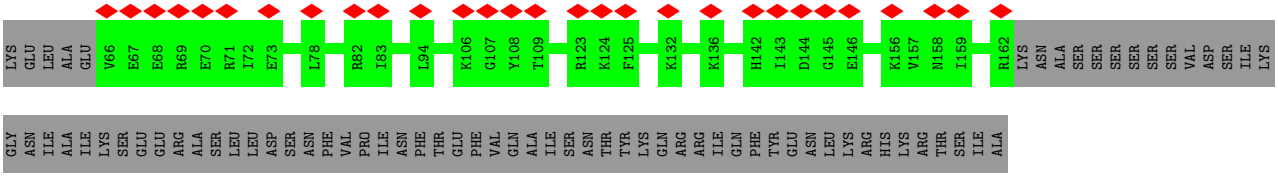

- Molecule 5: Scaffold protein

Chain cg:

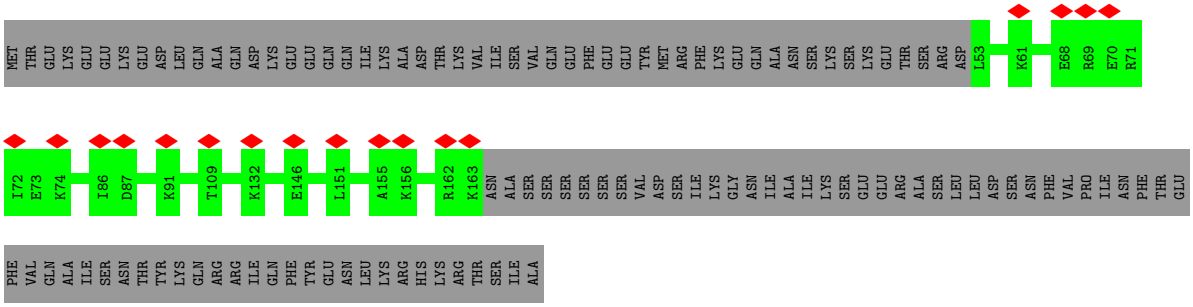

- Molecule 5: Scaffold protein

Chain ch:

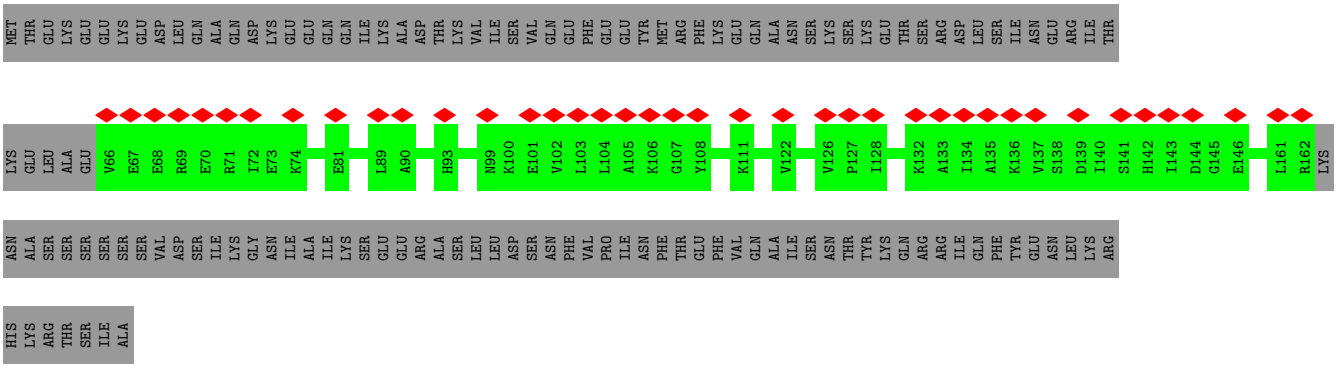

- Molecule 5: Scaffold protein

Chain ci:

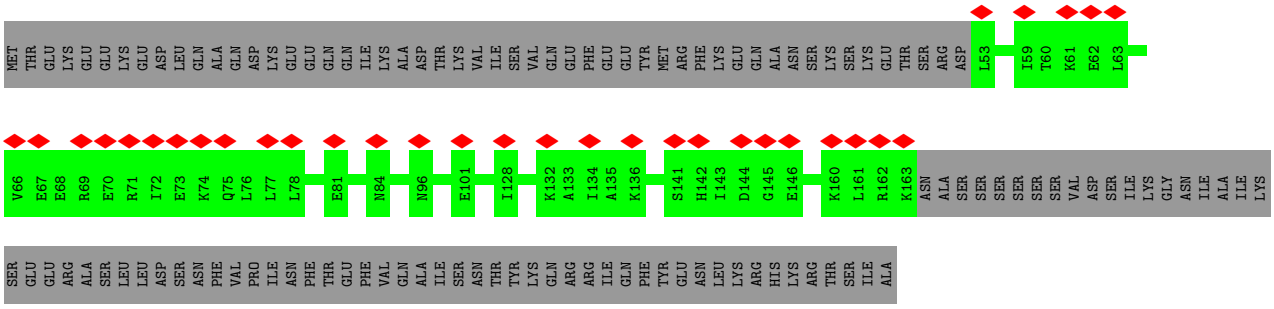

- Molecule 5: Scaffold protein

Chain cj:

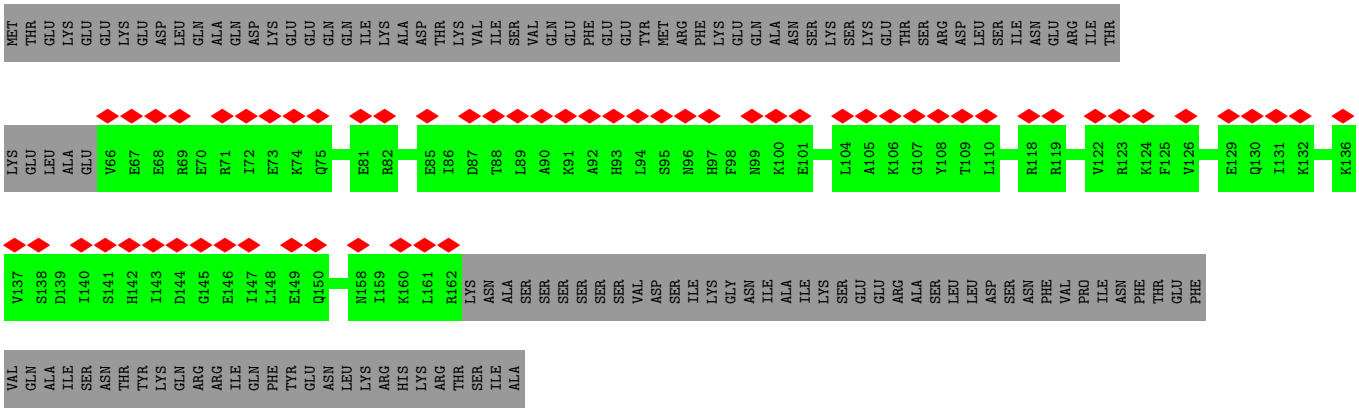

- Molecule 5: Scaffold protein

Chain ck:



- Molecule 5: Scaffold protein

Chain cl:

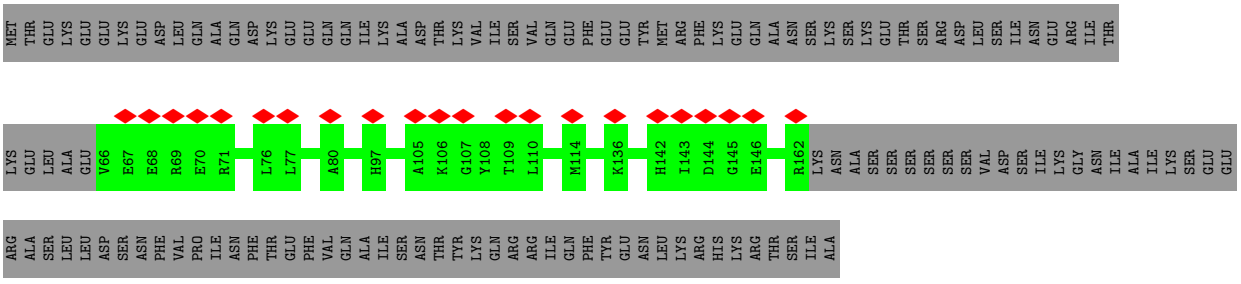

- Molecule 5: Scaffold protein

Chain cm:



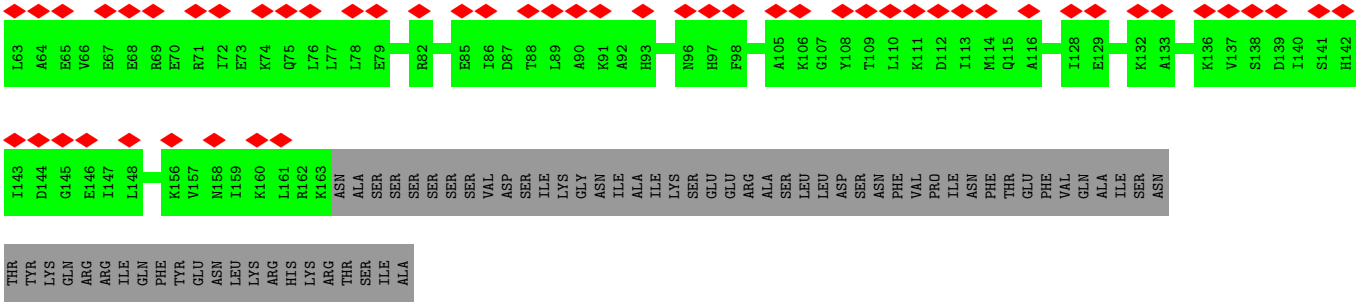

- Molecule 5: Scaffold protein

Chain cn:

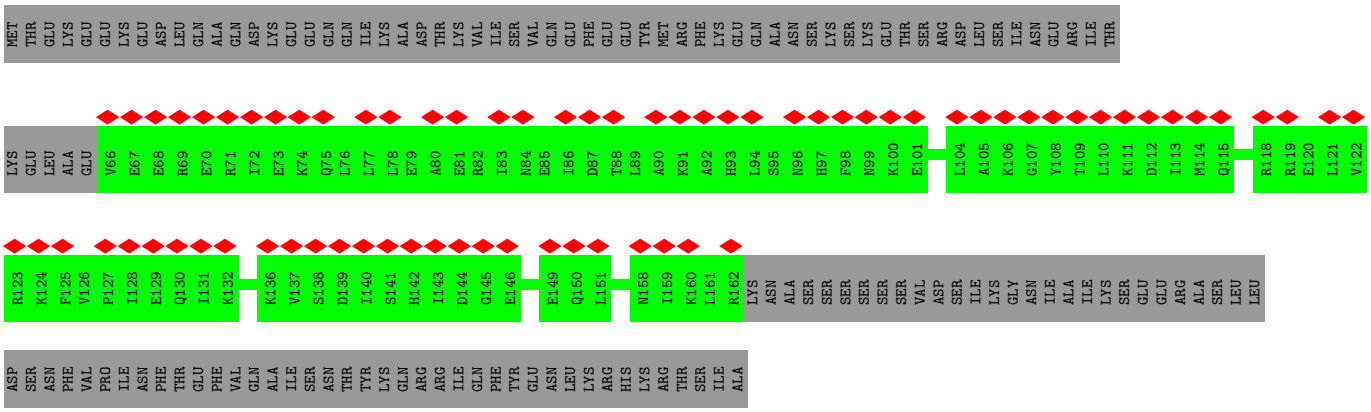

- Molecule 5: Scaffold protein

Chain co:

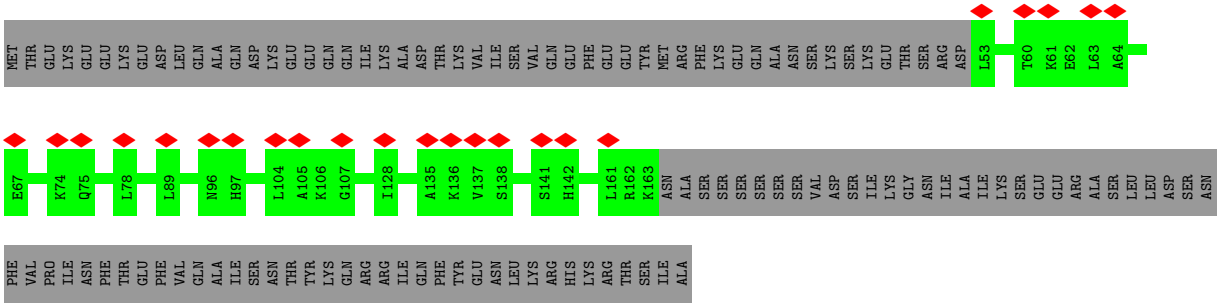

- Molecule 5: Scaffold protein

Chain cp:

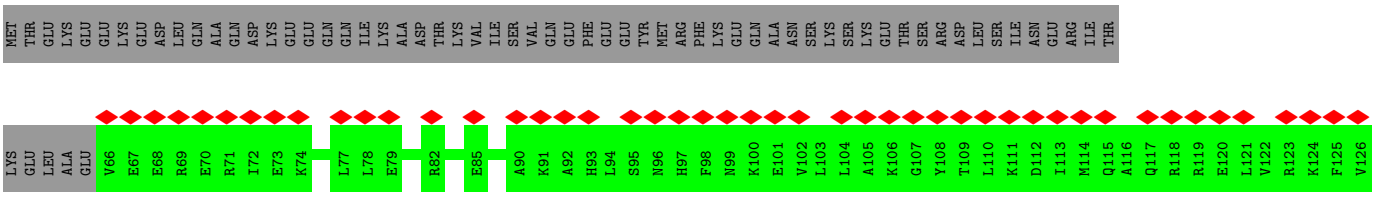

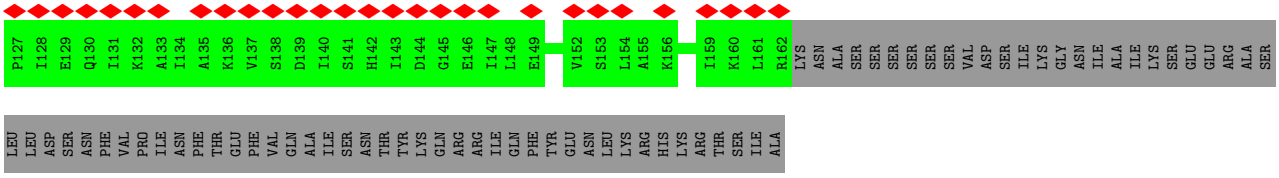

• Molecule 5: Scaffold protein

Chain cq:

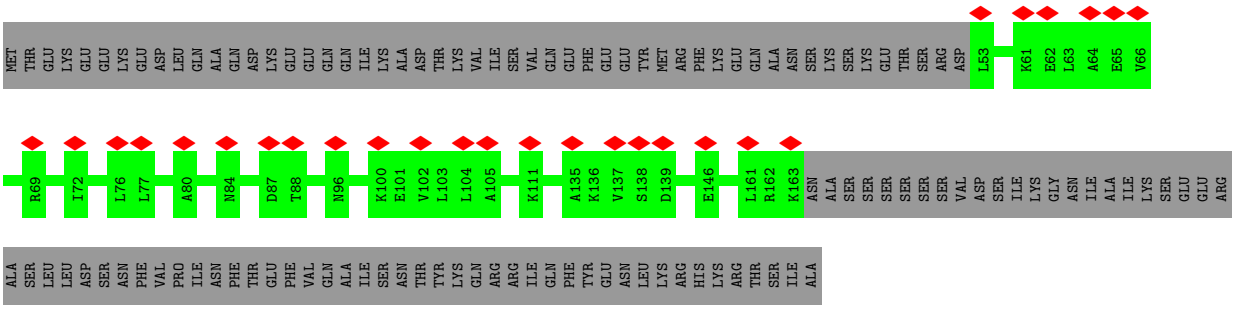

• Molecule 5: Scaffold protein

Chain cr:

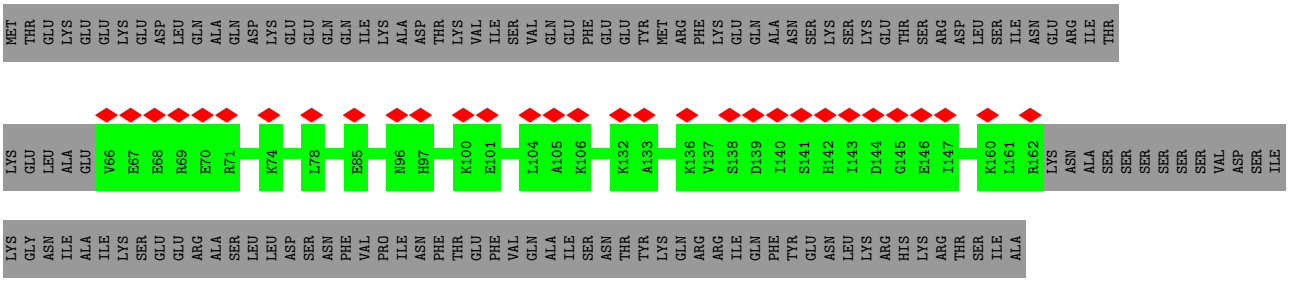

• Molecule 5: Scaffold protein

Chain cs:

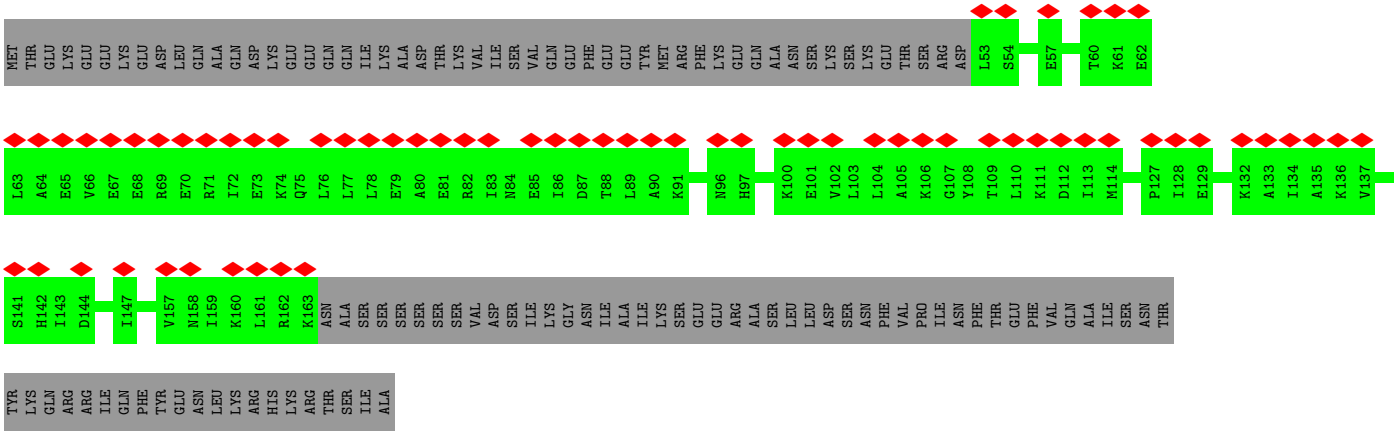

• Molecule 5: Scaffold protein

Chain ct:

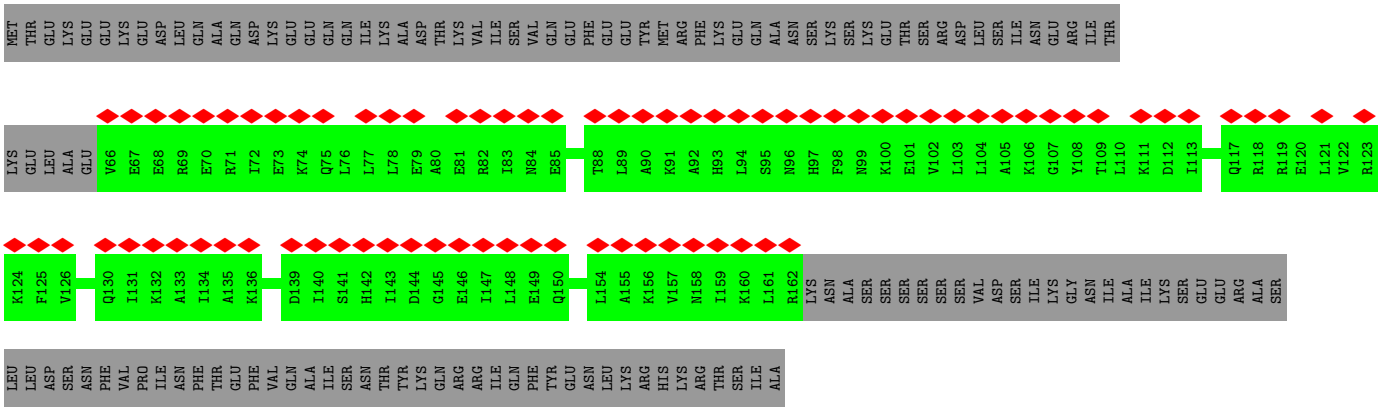

- Molecule 5: Scaffold protein

Chain cu:

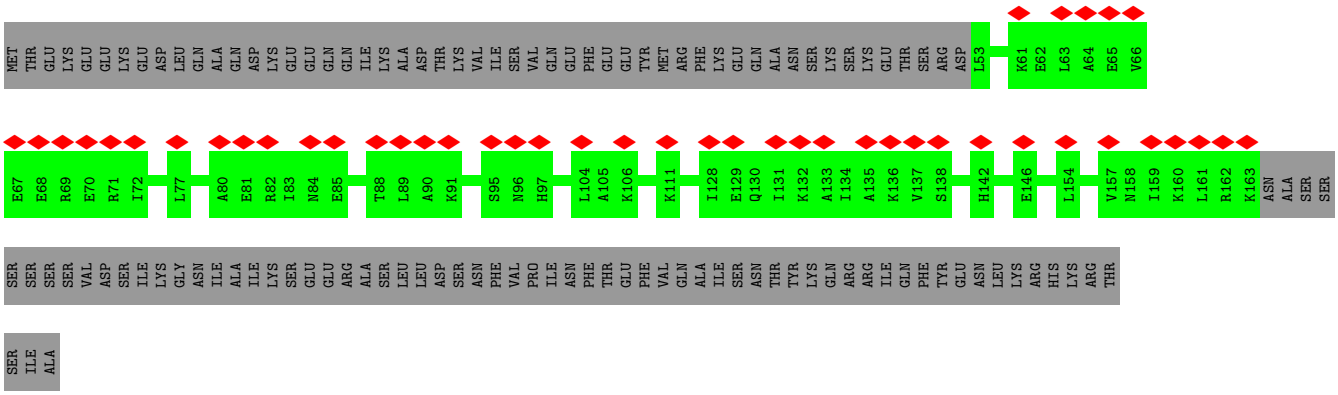

- Molecule 5: Scaffold protein

Chain cv:

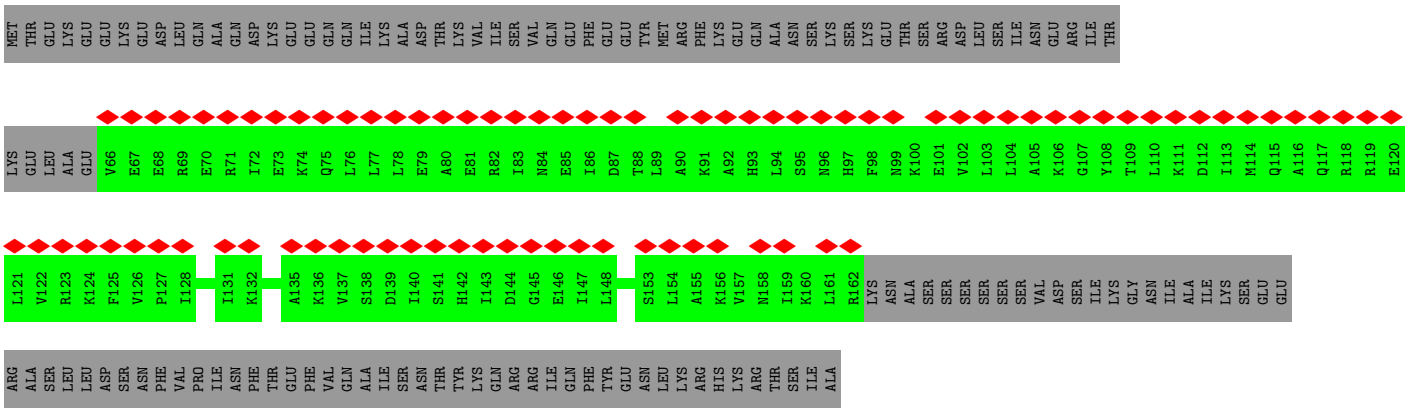

- Molecule 5: Scaffold protein

Chain cw:

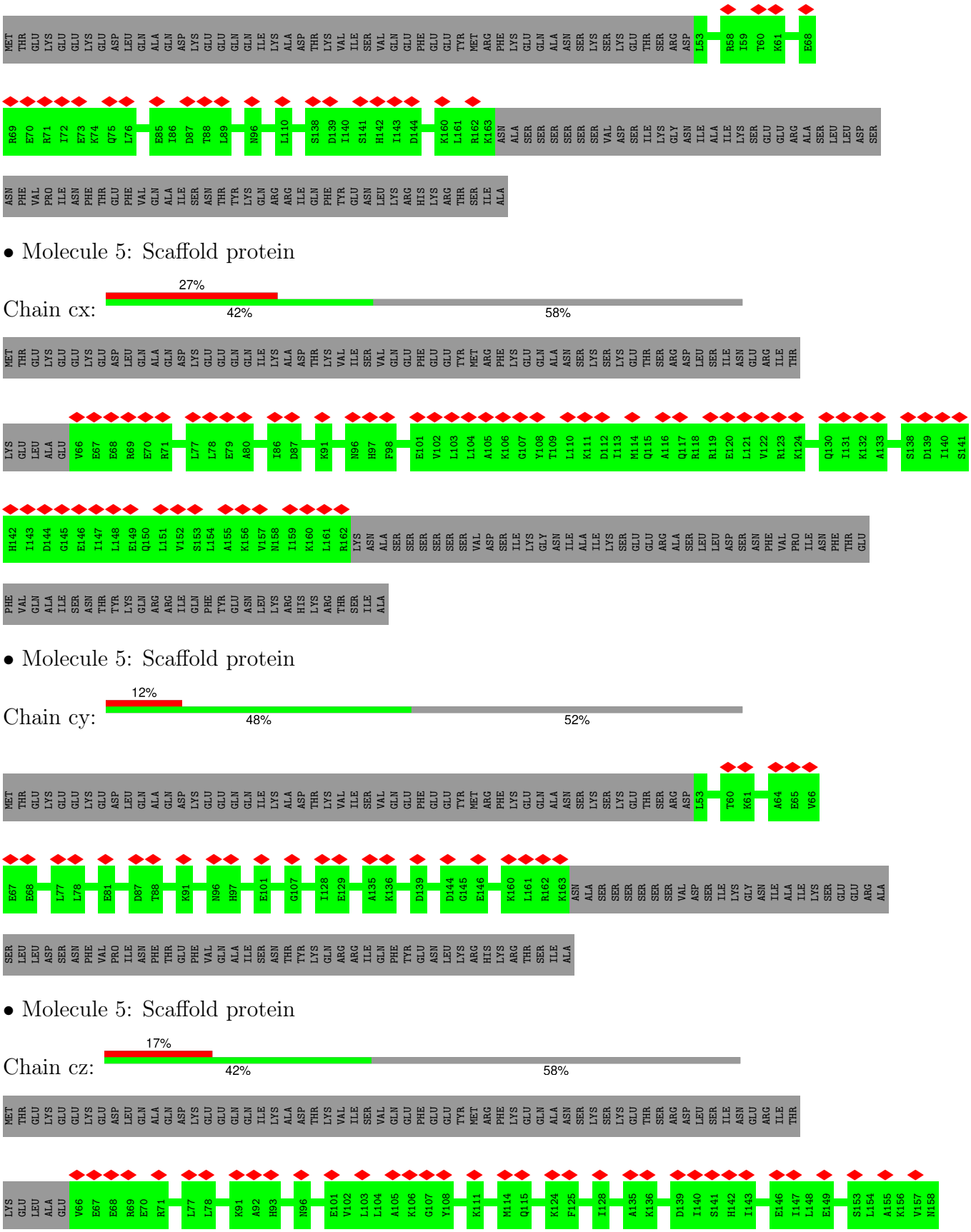

• Molecule 5: Scaffold protein

• Molecule 5: Scaffold protein

• Molecule 5: Scaffold protein

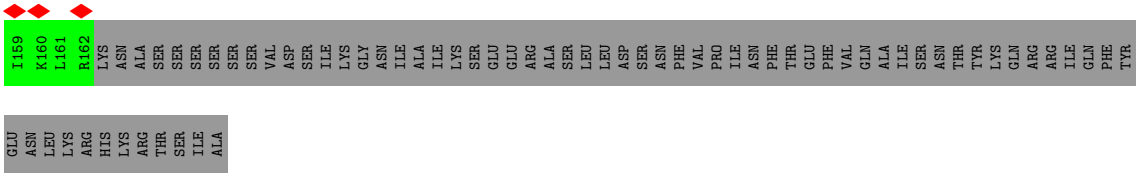

• Molecule 5: Scaffold protein

Chain dA:



• Molecule 5: Scaffold protein

Chain dB:

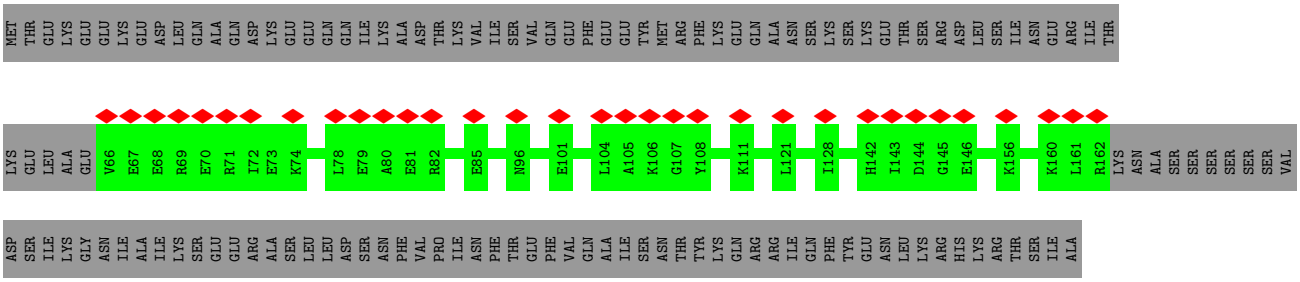

• Molecule 5: Scaffold protein

Chain dC:



• Molecule 5: Scaffold protein

Chain dD:

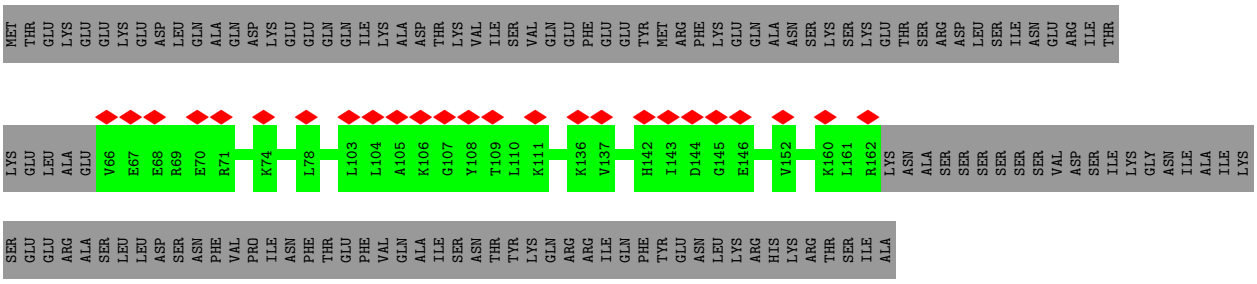

- Molecule 5: Scaffold protein

Chain dE:

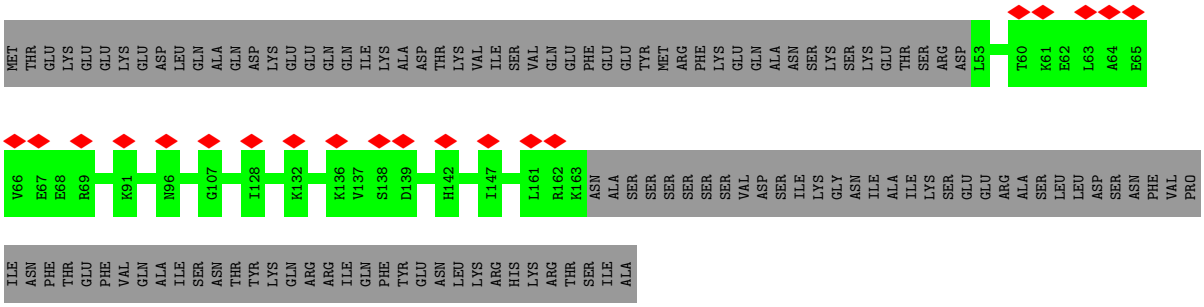

- Molecule 5: Scaffold protein

Chain dF:



- Molecule 5: Scaffold protein

Chain dG:

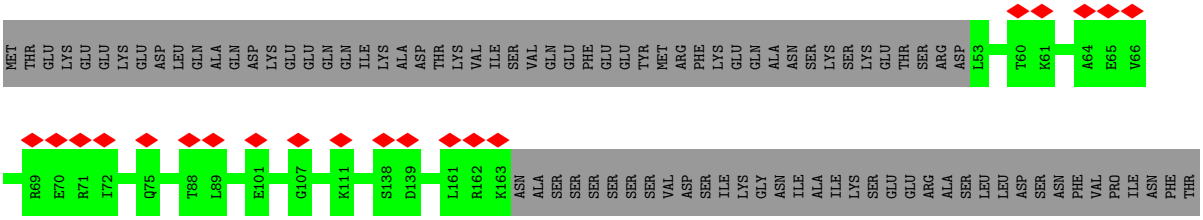

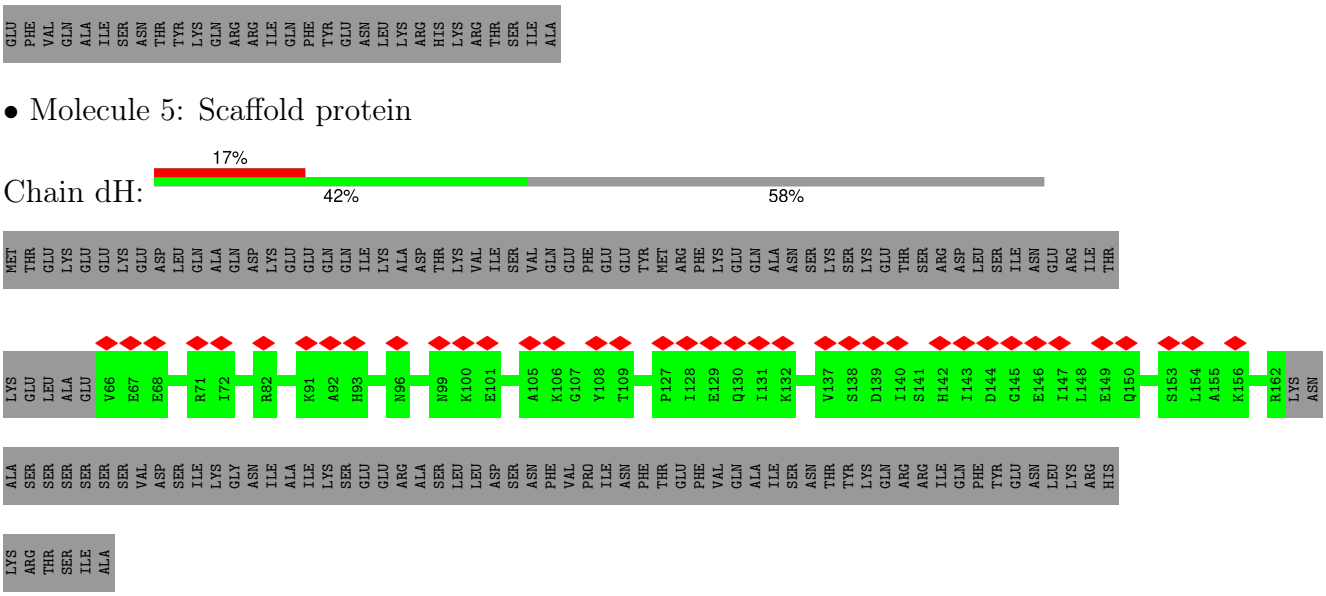

• Molecule 5: Scaffold protein

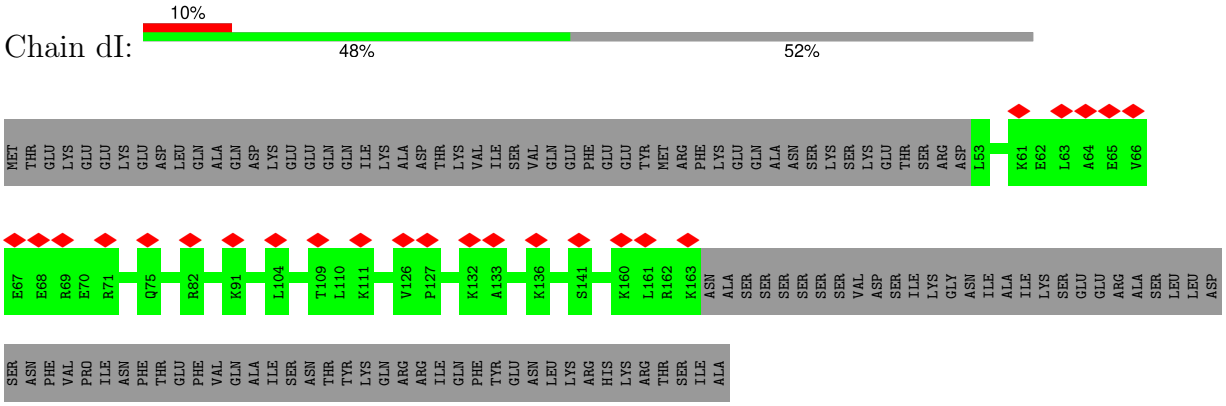

• Molecule 5: Scaffold protein

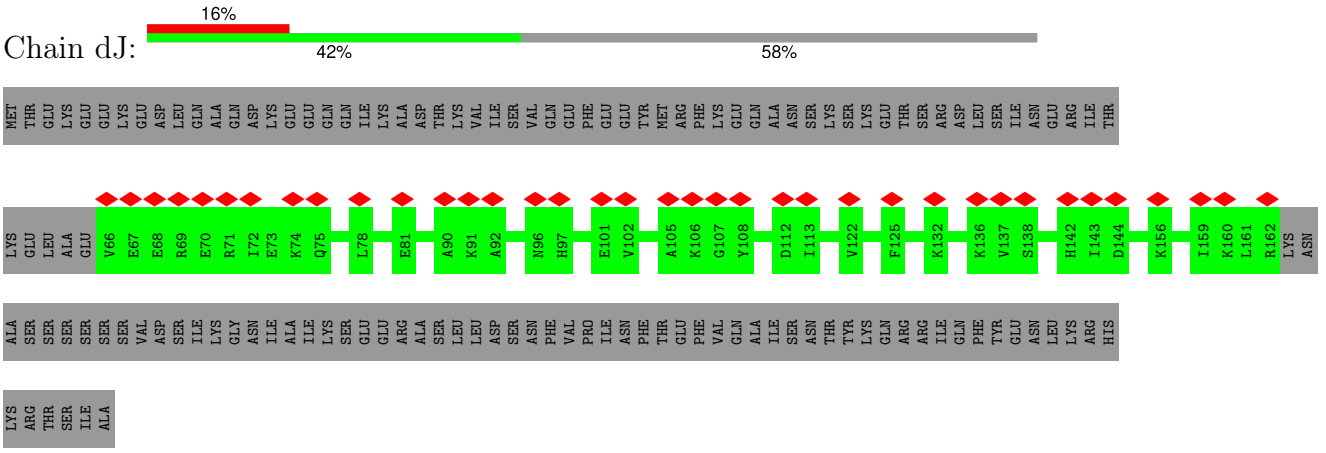

• Molecule 5: Scaffold protein

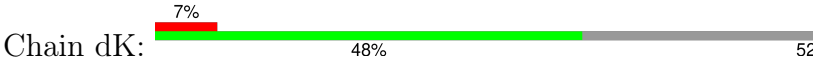



- Molecule 5: Scaffold protein

Chain dL:



- Molecule 5: Scaffold protein

Chain dM:

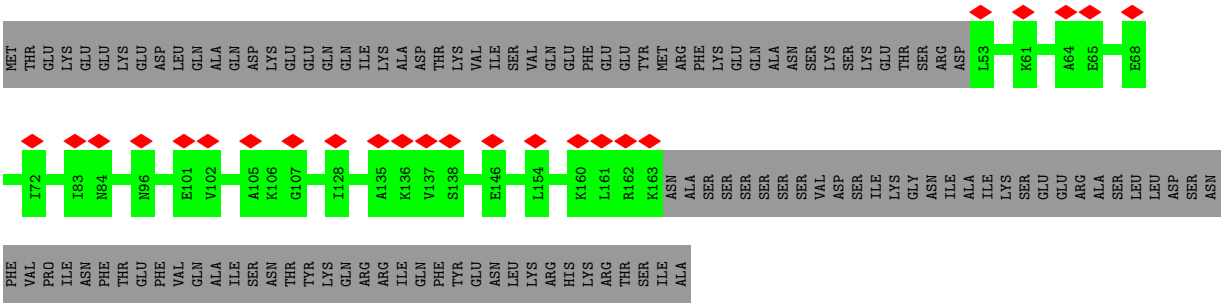

- Molecule 5: Scaffold protein

Chain dN:

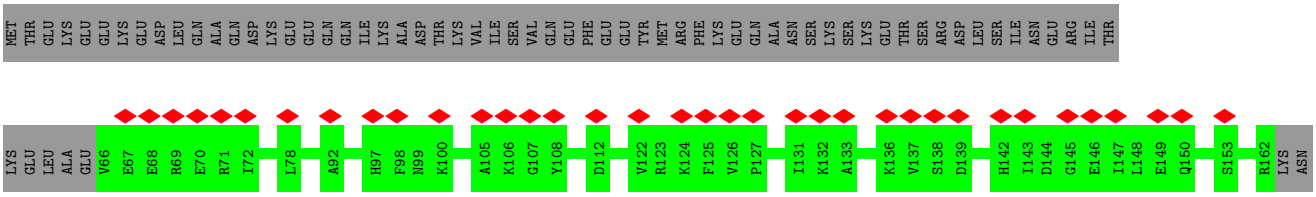



• Molecule 5: Scaffold protein

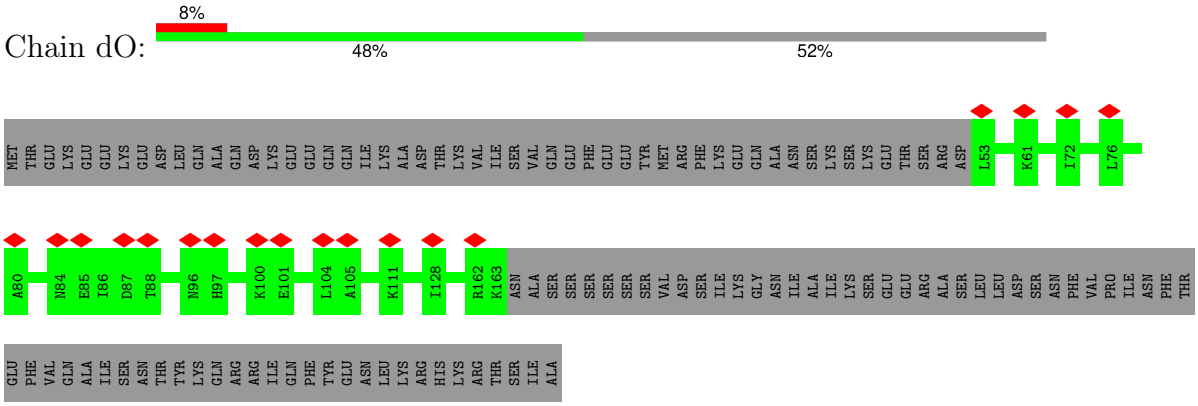

• Molecule 5: Scaffold protein

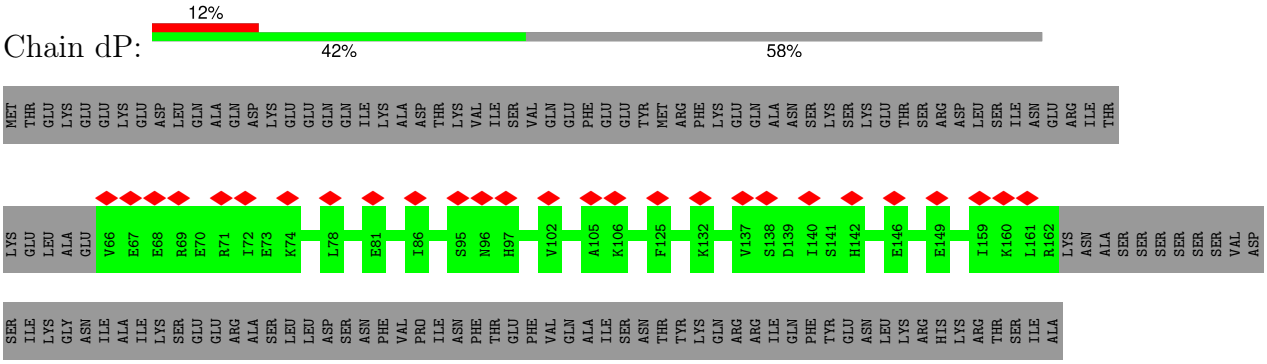

• Molecule 5: Scaffold protein

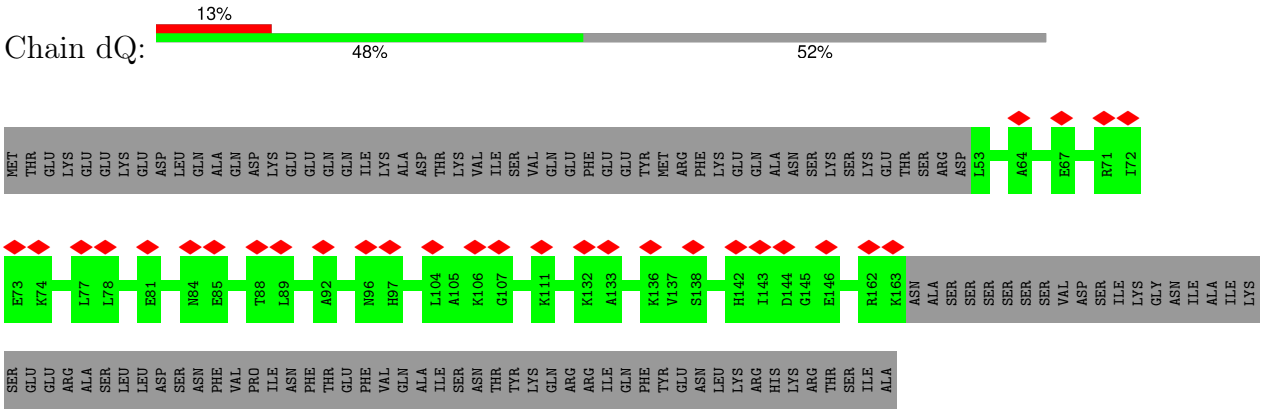

• Molecule 5: Scaffold protein



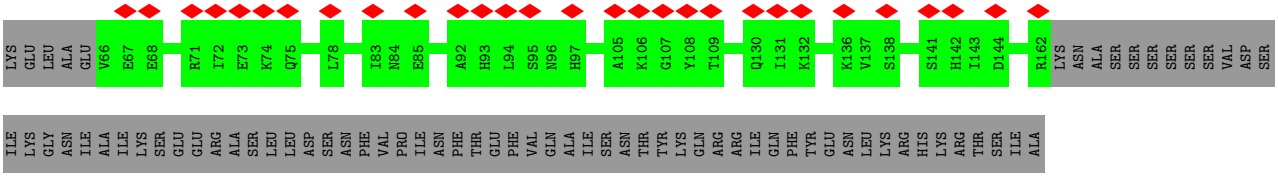

• Molecule 5: Scaffold protein

Chain dS:

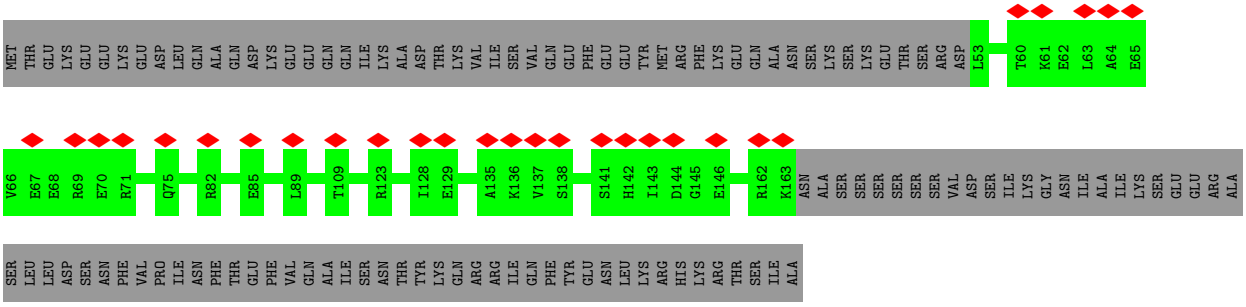

• Molecule 5: Scaffold protein

Chain dT:

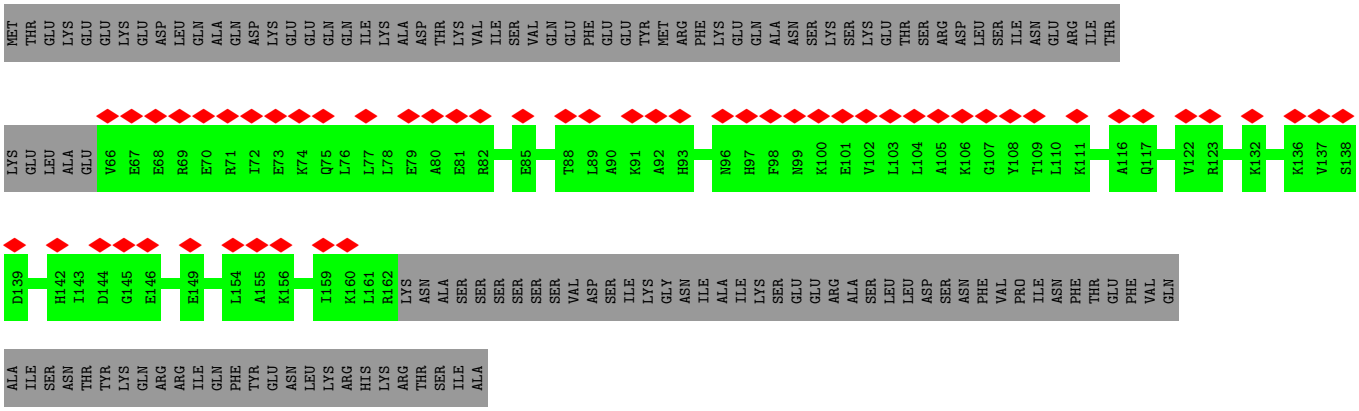

• Molecule 5: Scaffold protein

Chain dU:



• Molecule 5: Scaffold protein

Chain dV:

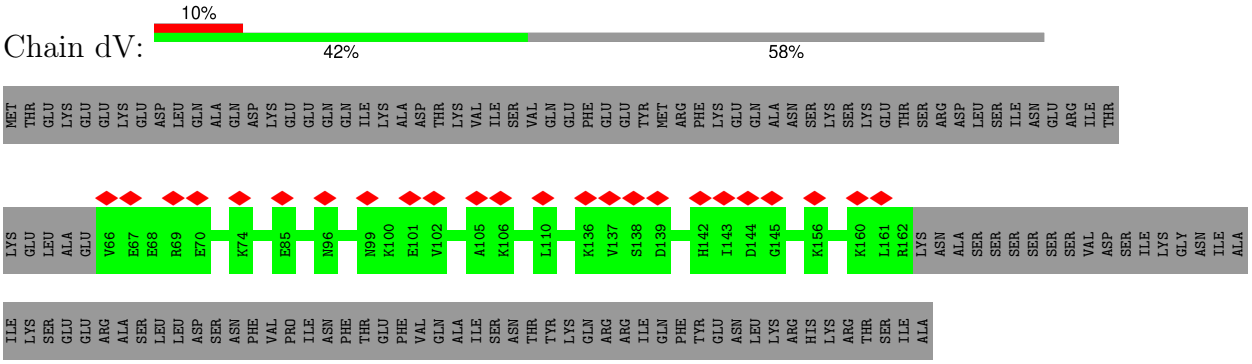

- Molecule 5: Scaffold protein

Chain dW:

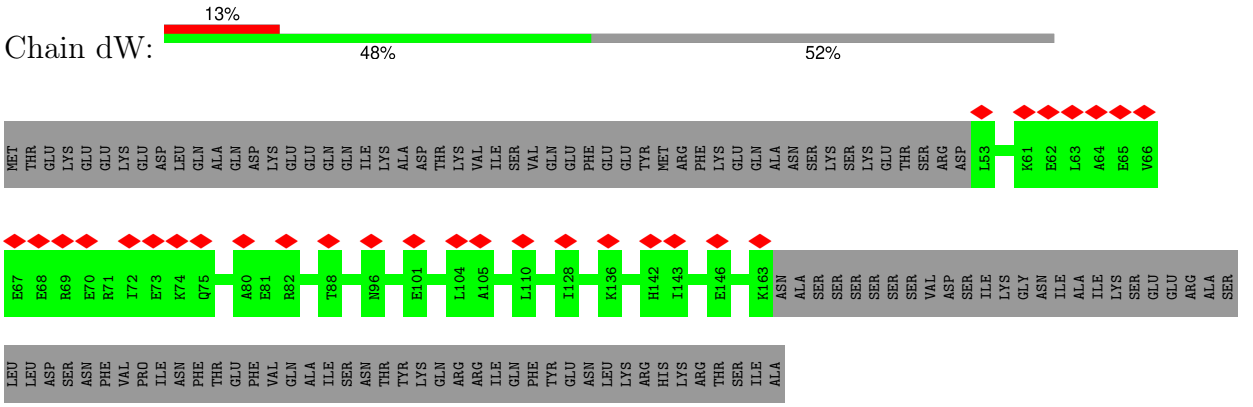

- Molecule 5: Scaffold protein

Chain dX:

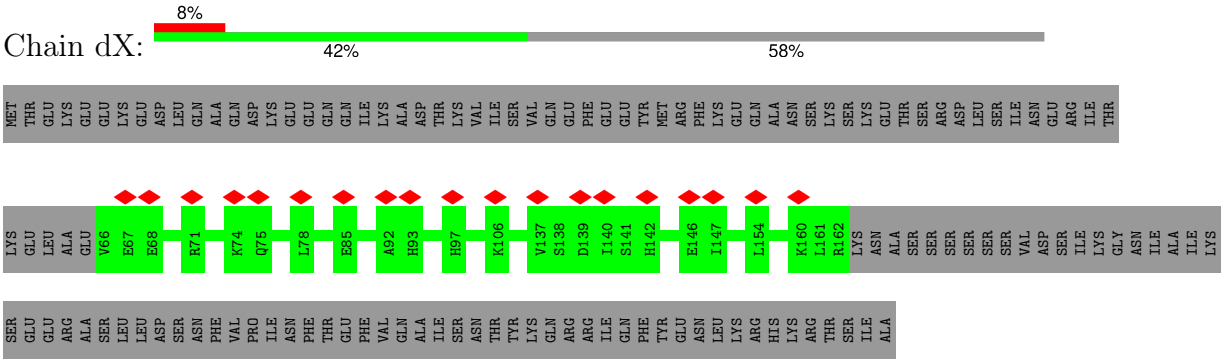

- Molecule 5: Scaffold protein

Chain dY:

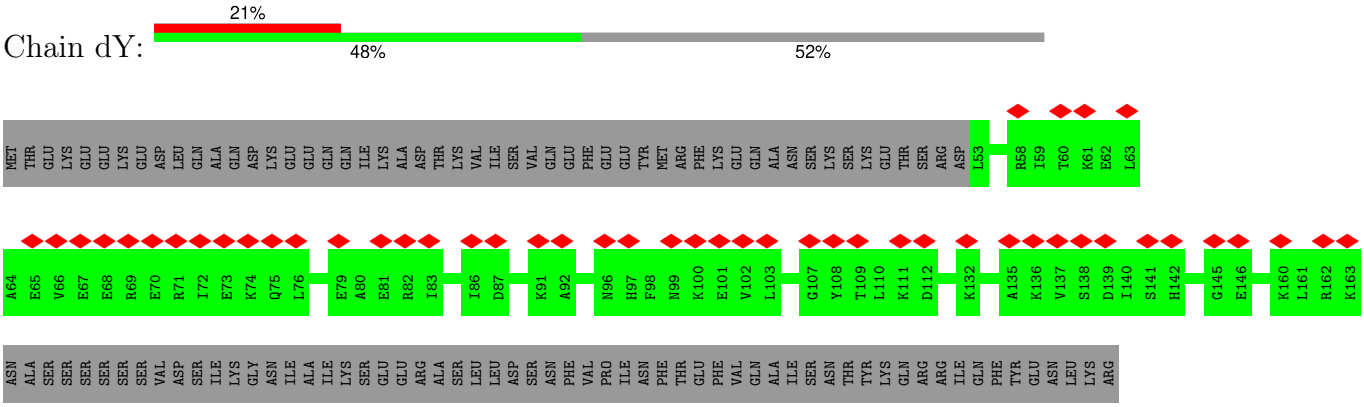

HIS LYS ARG THR SER ILE ALA

- Molecule 5: Scaffold protein

Chain dZ:

MET THR GLU LYS GLU GLU LYS GLU ASP LEU GLN ALA GLN ASP LYS GLU GLU GLN GLN ILE LYS ALA ASP THR LYS VAL ILE SER VAL GLN GLU PHE GLU GLU TYR MET ARG PHE LYS GLU GLN ALA ASN SER LYS SER LYS GLU THR SER ARG ASP LEU SER ILE ASN GLU ARG ILE THR

LYS GLU LEU ALA GLU V66 E67 E68 R69 E70 R71 I72 E73 K74 Q75 L76 R82 I83 N84 E85 I86 D87 T88 L89 A90 K91 A92 H93 L94 S95 N96 H97 F98 M99 K100 E101 V102 L103 L104 A105 K106 G107 Y108 T109 L110 K111 D112 I113 M114 Q115 A116 R119 E120 L121 V122 R123 K124 F125

V126 K132 A135 K136 V137 S138 D139 I140 S141 H142 I143 D144 G145 E146 I147 L148 E149 Q150 L151 L154 A155 N158 I159 K160 L161 R162 LYS ASN ALA SER SER SER SER SER SER SER VAL ASP SER ILE LYS GLY ASN ILE ALA ILE LYS SER GLU GLU GLU ARG ALA SER LEU LEU ASP SER

ASN PHE VAL PRO ILE ASN PHE THR GLU PHE VAL GLN ALA ILE SER ASN THR TYR LYS GLN ARG ARG ILE GLN PHE TYR GLU ASN LEU LYS ARG HIS LYS ARG THR SER ILE ALA

- Molecule 5: Scaffold protein

Chain da:

MET THR GLU LYS GLU GLU LYS GLU ASP LEU GLN ALA GLN ASP LYS GLU GLU GLN GLN ILE LYS ALA ASP THR LYS VAL ILE SER VAL GLN GLU PHE GLU GLU TYR MET ARG PHE LYS GLU GLN ALA ASN SER LYS SER LYS GLU THR SER ARG ASP L53 E57 T60 K61 E62 L63

A64 E65 V66 E67 E68 R69 I72 L78 E79 S138 D139 H142 I143 D144 K163 ASN ALA SER SER SER SER SER VAL ASP SER ILE LYS GLY ASN ILE ALA ILE LYS SER GLU GLU ARG ALA SER LEU LEU ASP SER ASN PHE VAL PRO ILE ASN PHE THR GLU PHE VAL

GLN ALA ILE SER ASN THR TYR LYS GLN ARG ARG ILE GLN PHE TYR GLU ASN LEU LYS ARG HIS LYS ARG THR SER ILE ALA

- Molecule 5: Scaffold protein

Chain db:

MET THR GLU LYS GLU GLU LYS GLU ASP LEU GLN ALA GLN ASP LYS GLU GLU GLN GLN ILE LYS ALA ASP THR LYS VAL ILE SER VAL GLN GLU PHE GLU GLU TYR MET ARG PHE LYS GLU GLN ALA ASN SER LYS SER LYS GLU THR SER ARG ASP LEU SER ILE ASN GLU ARG ILE THR

LYS GLU LEU ALA GLU V66 E67 E68 R69 E70 R71 I72 E73 K74 Q75 L76 L77 L78 E81 R82 K91 L94 K100 E101 L104 A105 K106 G107 Y108 T109 K124 K132 K136 V137 S138 D139 I140 S141 H142 E146 K160 L161 R162 LYS ASN ALA SER SER SER SER

SER SER VAL ASP SER ILE LYS GLY ASN ILE ALA ILE LYS SER GLU GLU ARG ALA SER LEU LEU ASP SER ASN PHE VAL PRO ILE ASN PHE THR GLU PHE VAL GLN ALA ILE SER ASN THR TYR LYS GLN ARG ARG ILE GLN PHE TYR GLU ASN LEU LYS ARG HIS LYS ARG THR SER ILE

ALA

- Molecule 5: Scaffold protein

Chain dc:

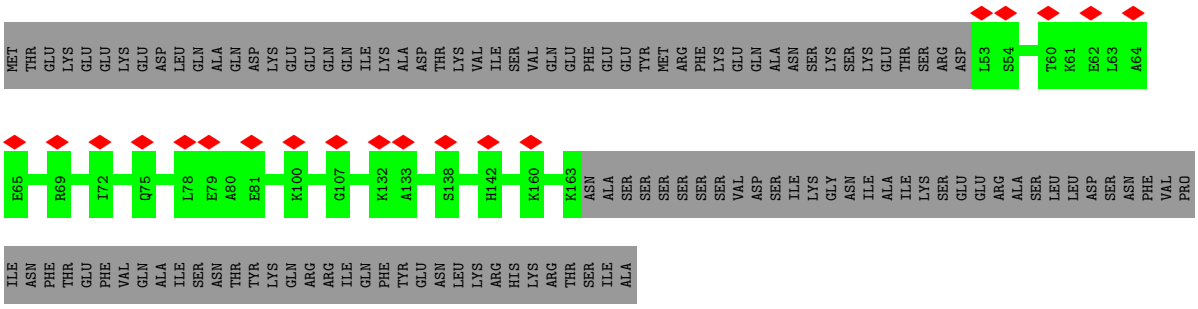

- Molecule 5: Scaffold protein

Chain dd:

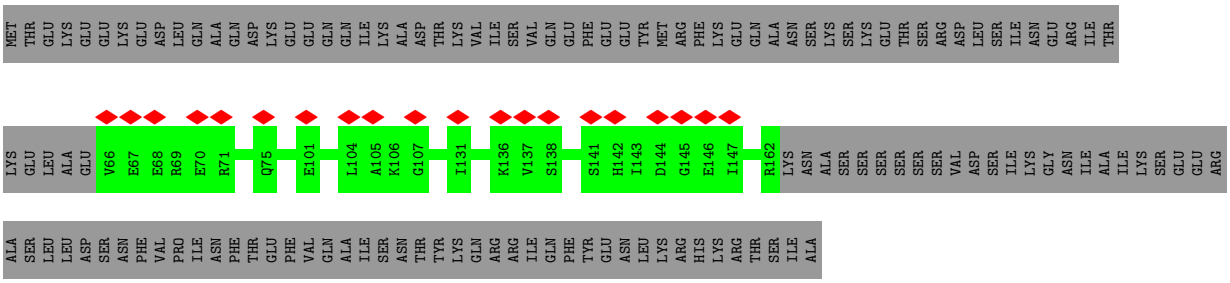

- Molecule 5: Scaffold protein

Chain de:



- Molecule 5: Scaffold protein

Chain df:

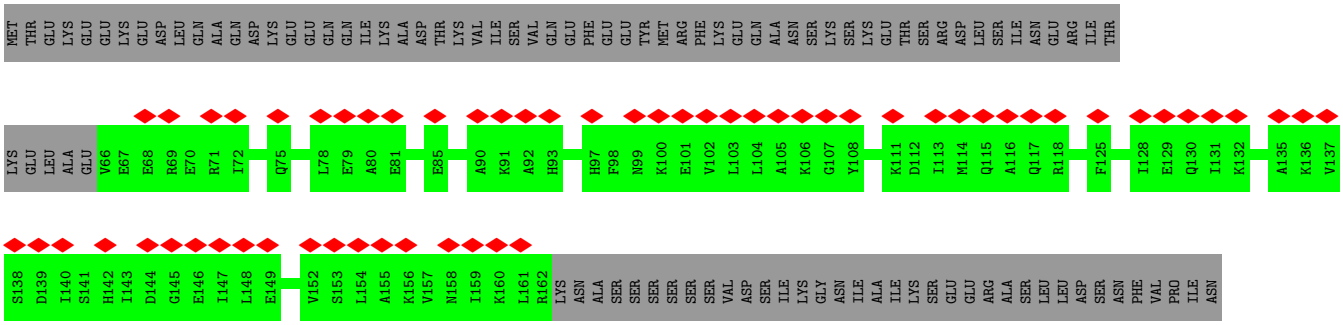

• Molecule 5: Scaffold protein

Chain dg:



• Molecule 5: Scaffold protein

Chain dh:

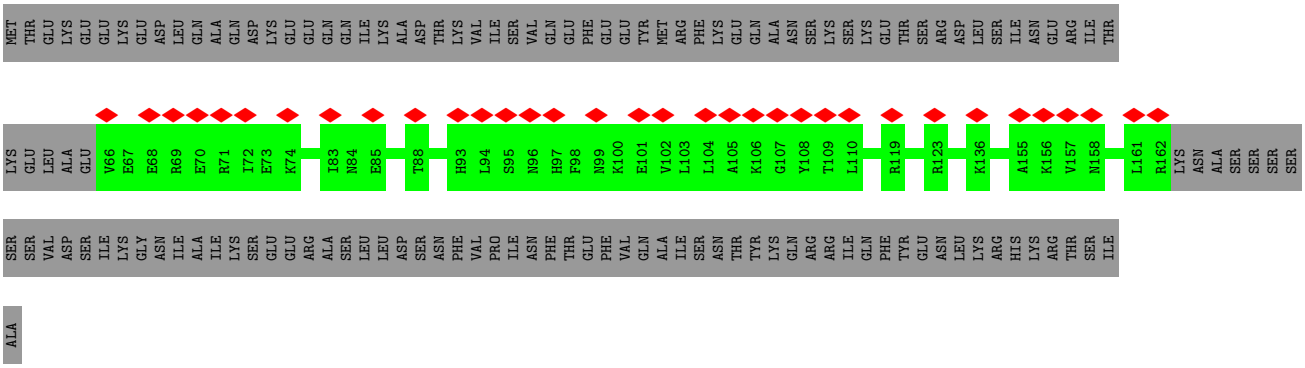

• Molecule 5: Scaffold protein

Chain di:

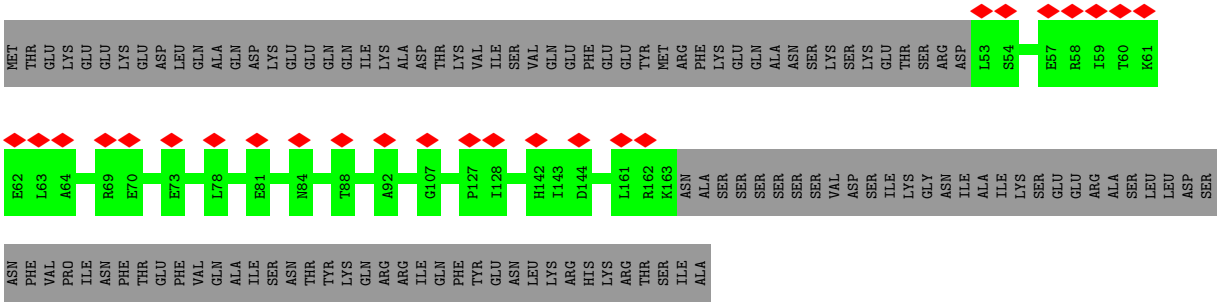

• Molecule 5: Scaffold protein

Chain dj:

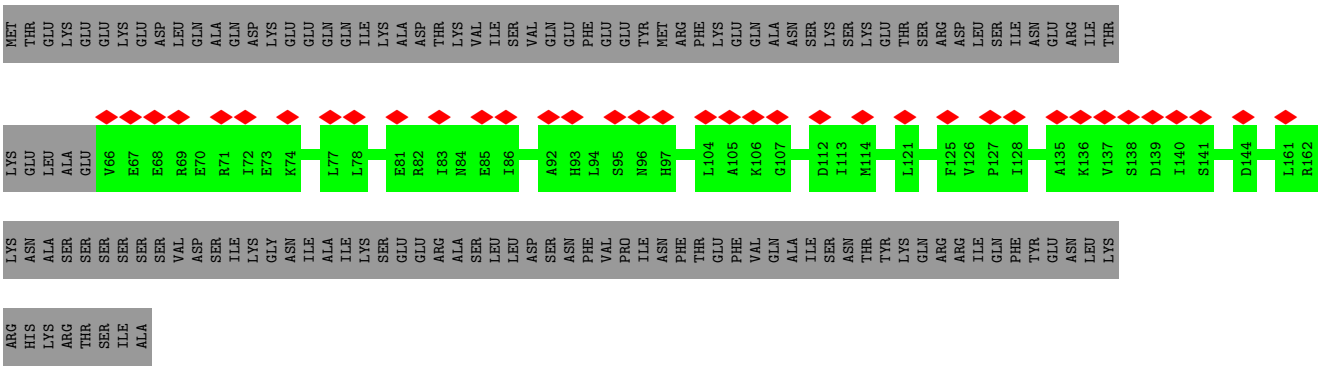

- Molecule 5: Scaffold protein

Chain dk:

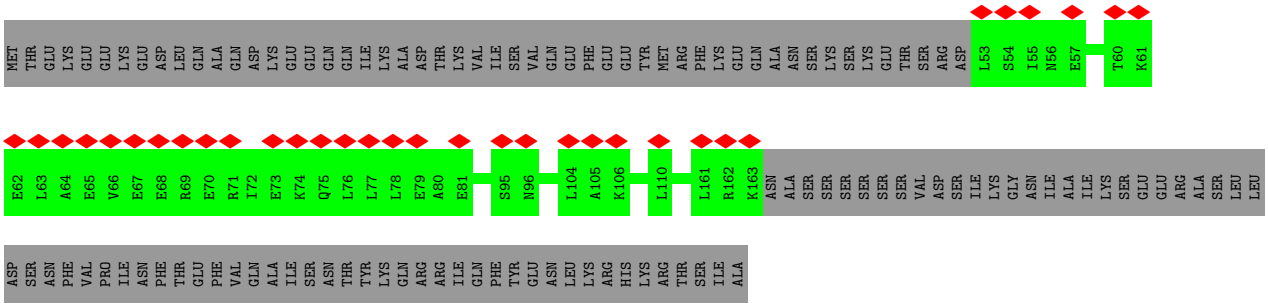

- Molecule 5: Scaffold protein

Chain dl:

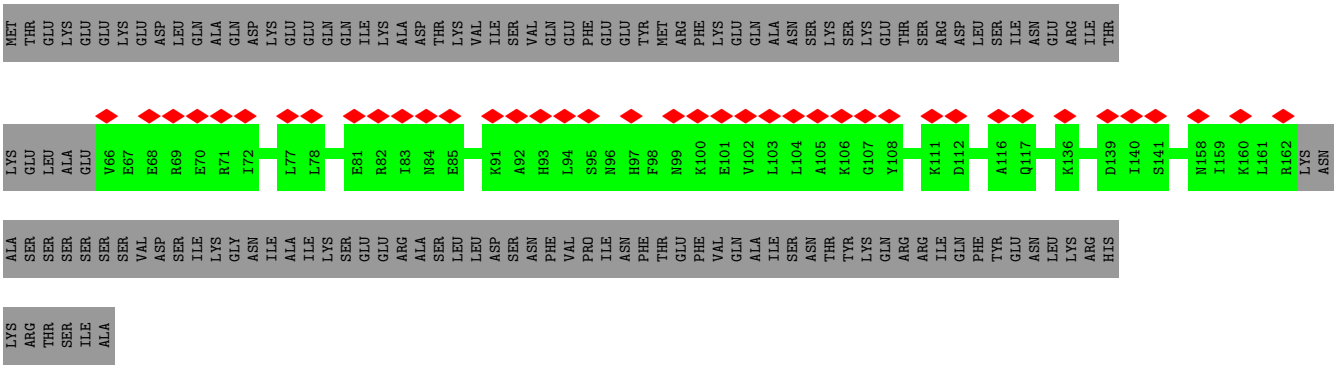

- Molecule 5: Scaffold protein

Chain dm:

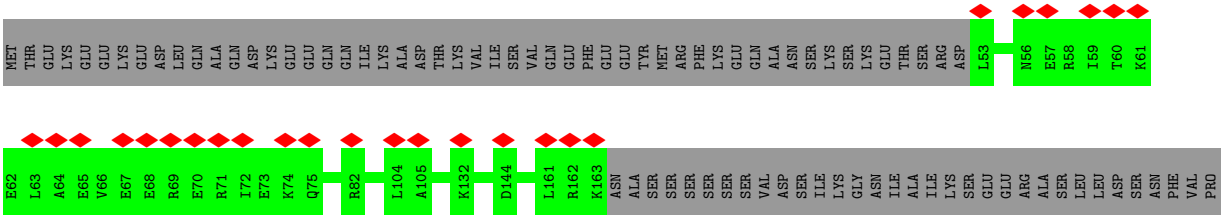

ILE ASN PHE THR GLU PHE VAL GLN ALA ILE SER ASN THR TYR LYS GLN ARG ARG ILE GLN PHE TYR GLU ASN LEU LYS ARG HIS LYS ARG THR SER ILE ALA

- Molecule 5: Scaffold protein

Chain dn:

MET THR GLU LYS GLU GLU LYS GLU ASP LEU GLN ALA GLN ASP LYS GLU GLU GLN GLN ILE LYS ALA ASP THR LYS VAL ILE SER VAL GLN GLU PHE GLU GLU TYR MET ARG PHE LYS GLU GLN ALA ASN SER LYS SER LYS GLU THR SER ARG ASP LEU SER ILE ASN GLU ARG ILE THR

LYS GLU LEU ALA GLU V66 E67 E68 R69 E70 R71 I72 E73 K74 Q75 L76 L77 E81 R82 H93 N96 K100 E101 V102 L103 L104 A105 K106 G107 Y108 D112 A116 Q117 R118 R119 E120 L121 K124 F125 D139 I140 S141 H142 I143 K160 L161 R162 LYS ASN ALA SER

SER SER SER SER VAL ASP SER ILE LYS GLY ASN ILE ALA ILE LYS SER GLU GLU ARG ALA SER LEU LEU ASP SER ASN PHE VAL PRO ILE ASN PHE THR GLU PHE VAL GLN ALA ILE SER ASN THR TYR LYS GLN ARG ARG ILE GLN PHE TYR GLU ASN LEU LYS ARG HIS LYS ARG

THR SER ILE ALA

- Molecule 5: Scaffold protein

Chain do:

MET THR GLU LYS GLU GLU LYS GLU ASP LEU GLN ALA GLN ASP LYS GLU GLU GLN GLN ILE LYS ALA ASP THR LYS VAL ILE SER VAL GLN GLU PHE GLU GLU TYR MET ARG PHE LYS GLU GLN ALA ASN SER LYS SER LYS GLU THR SER ARG ASP L53 E57 R58 I59 T60 K61

R71 I72 E73 K74 L78 E81 R82 S95 N96 H97 V122 E129 D139 H142 K156 K160 L161 R162 K163 ASN ALA SER SER SER SER SER VAL ASP SER ILE LYS GLY ASN ILE ALA ILE LYS SER GLU GLU ARG ALA SER LEU LEU ASP SER ASN PHE VAL

PRO ILE ASN PHE THR GLU PHE VAL GLN ALA ILE SER ASN THR TYR LYS GLN ARG ARG ILE GLN PHE TYR GLU ASN LEU LYS ARG HIS LYS ARG THR SER ILE ALA

- Molecule 5: Scaffold protein

Chain dp:

MET THR GLU LYS GLU GLU LYS GLU ASP LEU GLN ALA GLN ASP LYS GLU GLU GLN GLN ILE LYS ALA ASP THR LYS VAL ILE SER VAL GLN GLU PHE GLU GLU TYR MET ARG PHE LYS GLU GLN ALA ASN SER LYS SER LYS GLU THR SER ARG ASP LEU SER ILE ASN GLU ARG ILE THR

LYS GLU LEU ALA GLU V66 R69 E70 R71 R82 K91 A92 H93 L94 S95 N96 H97 F98 N99 K100 E101 A105 K106 G107 Y108 T109 L110 K111 A116 E120 L121 V122 I128 K136 V137 S138 D139 H142 I143 D144 R162 LYS ASN ALA SER SER SER SER SER SER

VAL ASP SER ILE LYS GLY ASN ILE ALA ILE LYS SER GLU GLU ARG ALA SER LEU LEU ASP SER ASN PHE VAL PRO ILE ASN PHE THR GLU PHE VAL GLN ALA ILE SER ASN THR TYR LYS GLN ARG ARG ILE GLN PHE TYR GLU ASN LEU LYS ARG HIS LYS ARG THR SER ILE ALA

- Molecule 5: Scaffold protein

Chain dq:

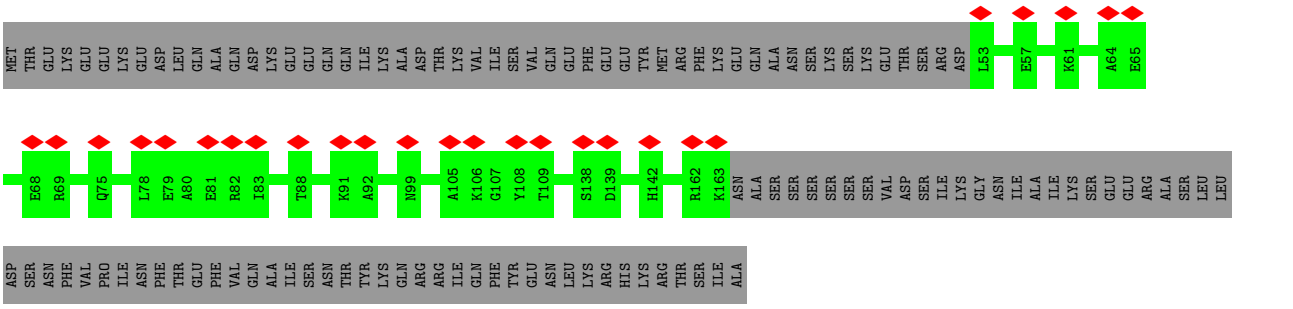

- Molecule 5: Scaffold protein

Chain dr:

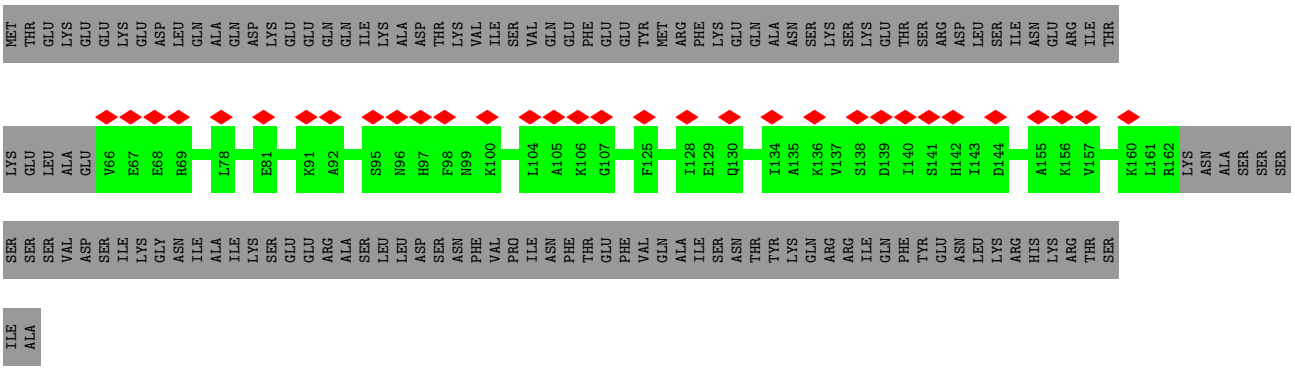

- Molecule 5: Scaffold protein

Chain ds:

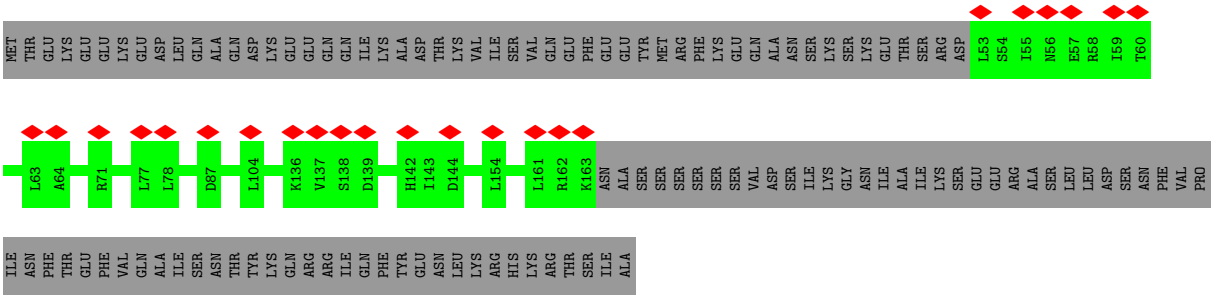

- Molecule 5: Scaffold protein

Chain dt:

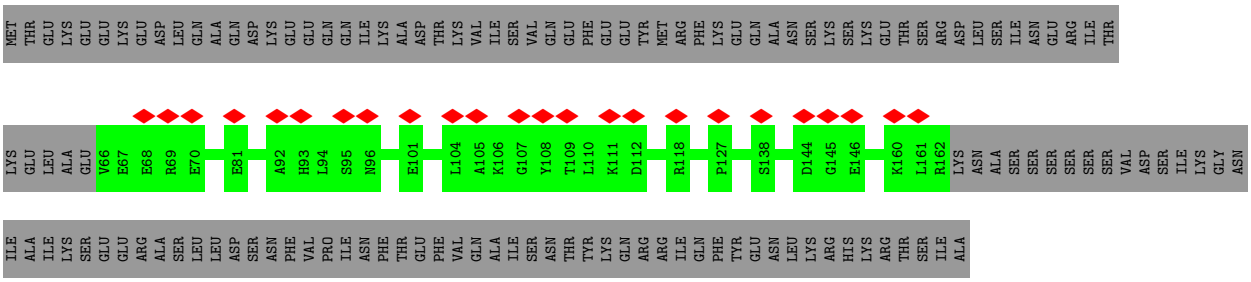

- Molecule 5: Scaffold protein

Chain du:

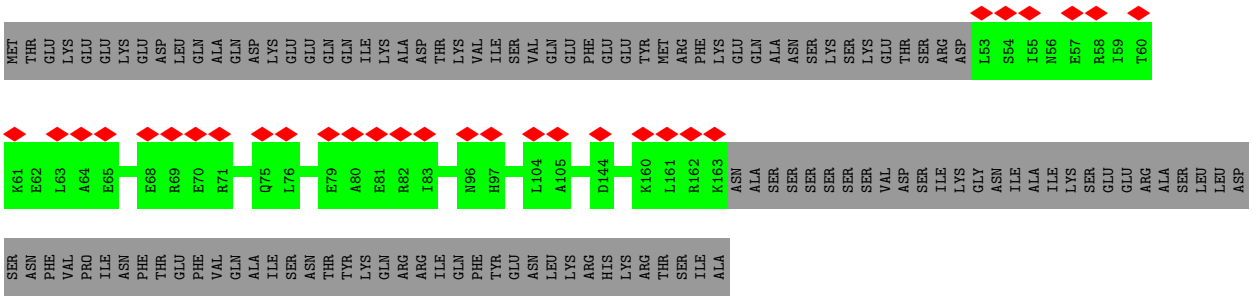

- Molecule 5: Scaffold protein

Chain dv:

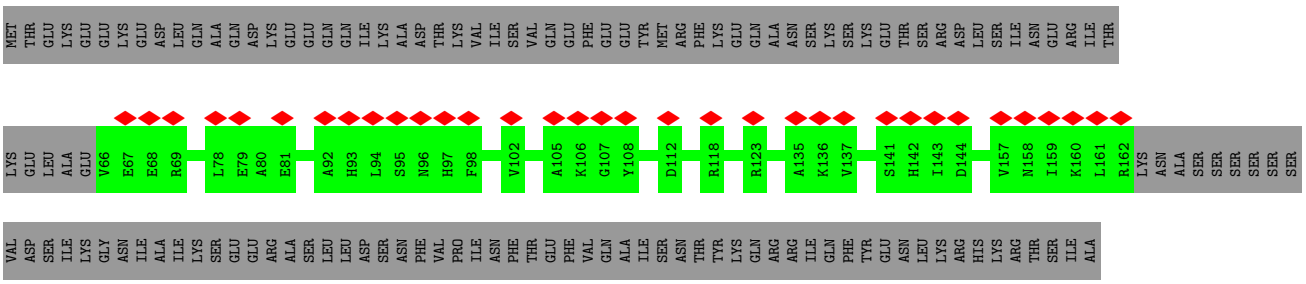

- Molecule 5: Scaffold protein

Chain dw:

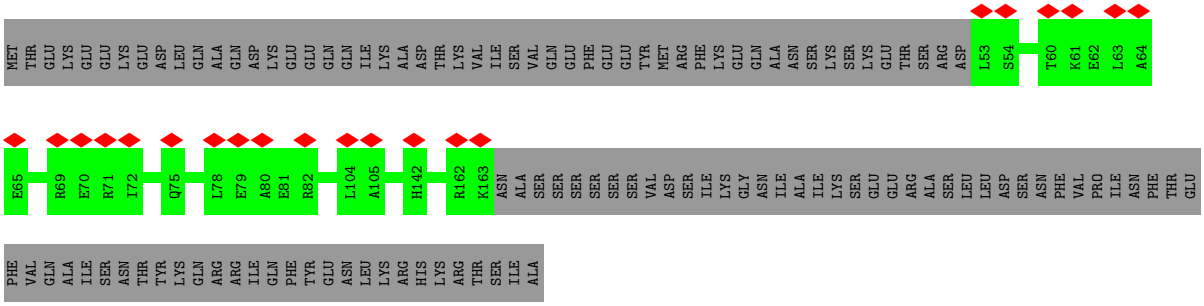

- Molecule 5: Scaffold protein

Chain dx:

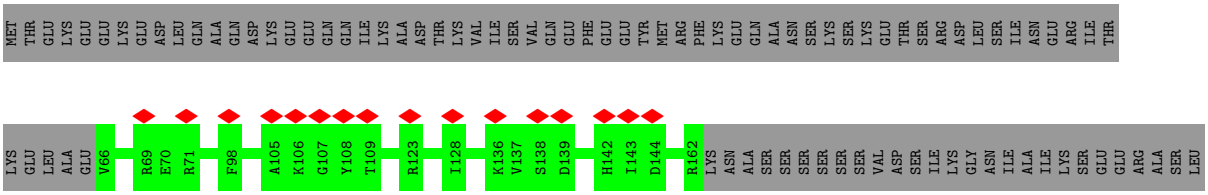

LEU ASP SER ASN PHE VAL PRO ILE ASN PHE THR GLU PHE VAL GLN ALA ILE SER ASN THR TYR LYS GLN ARG ARG ILE GLN PHE TYR GLU ASN LEU LYS ARG HIS LYS ARG THR SER ILE ALA

- Molecule 5: Scaffold protein

Chain dy:

MET THR GLU LYS GLU GLU LYS GLU ASP LEU GLN ALA GLN ASP LYS GLU GLU GLN GLN ILE LYS ALA ASP THR LYS VAL ILE SER VAL GLN GLU PHE GLU GLU TYR MET ARG PHE LYS GLU GLN ALA ASN SER LYS SER LYS GLU THR SER ARG ASP L53 I59 T60 K61 E62 R69

E70 E73 L77 E81 N84 D87 N96 D139 H142 E146 R162 K163 ASN ALA SER SER SER SER SER SER VAL ASP SER ILE LYS GLY ASN ILE ALA ILE LYS SER GLU GLU ARG ALA SER LEU LEU ASP SER ASN PHE VAL PRO ILE ASN PHE THR GLU

PHE VAL GLN ALA ILE SER ASN THR TYR LYS GLN ARG ARG ILE GLN PHE TYR GLU ASN LEU LYS ARG HIS LYS ARG THR SER ILE ALA

- Molecule 5: Scaffold protein

Chain dz:

MET THR GLU LYS GLU GLU LYS GLU ASP LEU GLN ALA GLN ASP LYS GLU GLU GLN GLN ILE LYS ALA ASP THR LYS VAL ILE SER VAL GLN GLU PHE GLU GLU TYR MET ARG PHE LYS GLU GLN ALA ASN SER LYS SER LYS GLU THR SER ARG ASP LEU SER ILE ASN GLU ARG ILE THR

LYS GLU LEU ALA GLU V66 E67 E68 R69 K74 L78 R82 A92 N96 H97 F98 A105 K106 G107 Y108 K136 I140 S141 H142 I143 I147 L148 E149 V157 L161 R162 LYS ASN ALA SER SER SER SER SER SER VAL ASP ASP SER ILE LYS GLY ASN ILE ALA

ILE LYS SER GLU GLU ARG ALA SER LEU LEU ASP SER ASN PHE VAL PRO ILE ASN PHE THR GLU PHE VAL GLN ALA ILE SER ASN THR TYR LYS GLN ARG ARG ILE GLN PHE TYR GLU ASN LEU LYS ARG HIS LYS ARG THR SER ILE ALA

- Molecule 5: Scaffold protein

Chain eA:

MET THR GLU LYS GLU GLU LYS GLU ASP LEU GLN ALA GLN ASP LYS GLU GLU GLN GLN ILE LYS ALA ASP THR LYS VAL ILE SER VAL GLN GLU PHE GLU GLU TYR MET ARG PHE LYS GLU GLN ALA ASN SER LYS SER LYS GLU THR SER ARG ASP L53 S54 E57 T60 K61 E62

L63 A64 E65 V66 E67 E68 R69 E70 R71 I72 Q75 T88 N96 L104 A105 Y108 T109 L110 D139 H142 K160 L161 R162 K163 ASN ALA SER SER SER SER SER SER VAL ASP SER ILE LYS GLY ASN ILE ALA ILE LYS SER GLU GLU ARG ALA SER LEU LEU ASP

SER ASN PHE VAL PRO ILE ASN PHE THR GLU PHE VAL GLN ALA ILE SER ASN THR TYR LYS GLN ARG ARG ILE GLN PHE TYR GLU ASN LEU LYS ARG HIS LYS ARG THR SER ILE ALA

- Molecule 5: Scaffold protein

Chain eB:

MET THR GLU LYS GLU GLU LYS GLU ASP LEU GLN ALA GLN ASP LYS GLU GLU GLN GLN ILE LYS ALA ASP THR LYS VAL ILE SER VAL GLN GLU PHE GLU GLU TYR MET ARG PHE LYS GLU GLN ALA ASN SER LYS SER LYS GLU THR SER ARG ASP LEU SER ILE ASN GLU ARG ILE THR

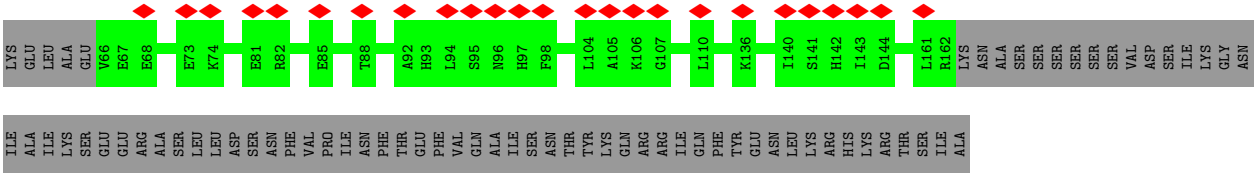

- Molecule 5: Scaffold protein

Chain eC:

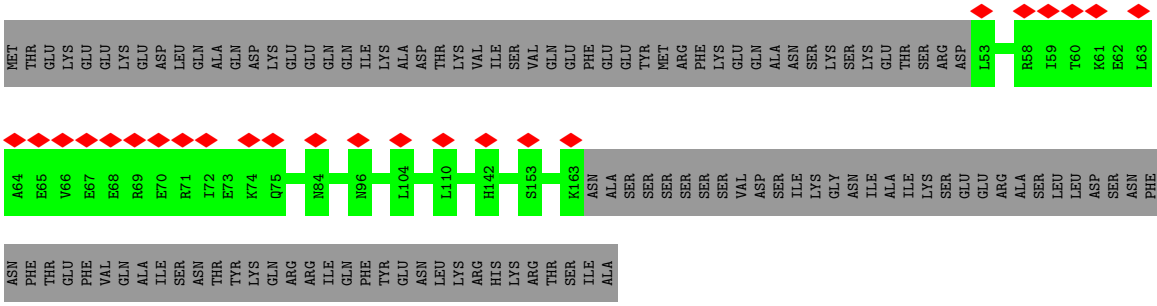

- Molecule 5: Scaffold protein

Chain eD:

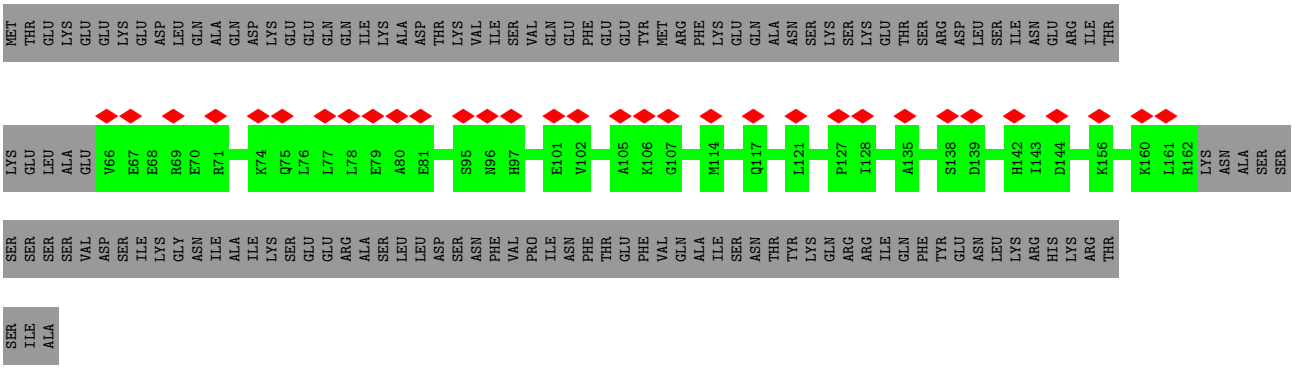

- Molecule 5: Scaffold protein

Chain eE:

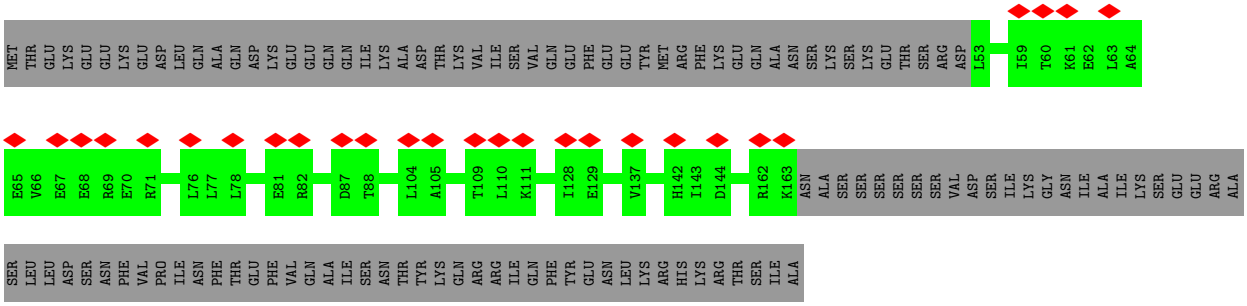

- Molecule 5: Scaffold protein

Chain eF:

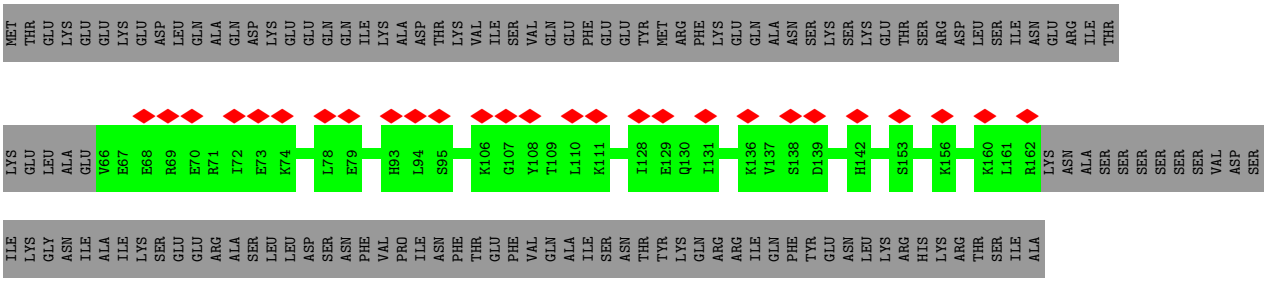

- Molecule 5: Scaffold protein

Chain eG:

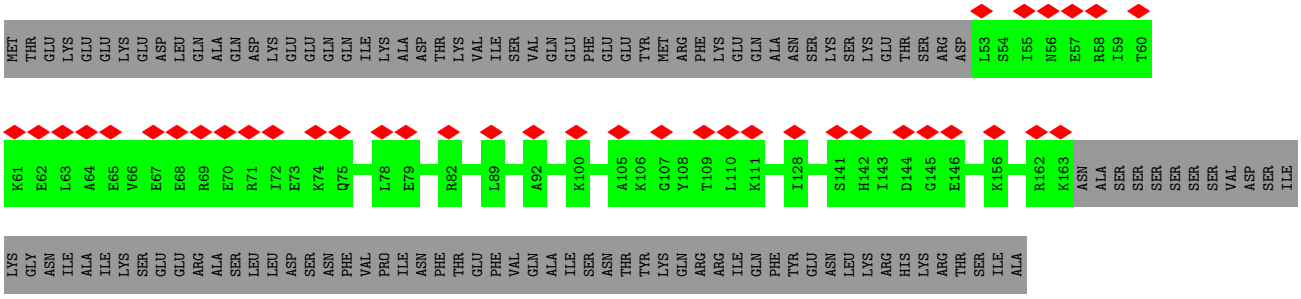

- Molecule 5: Scaffold protein

Chain eH:



- Molecule 5: Scaffold protein

Chain eI:

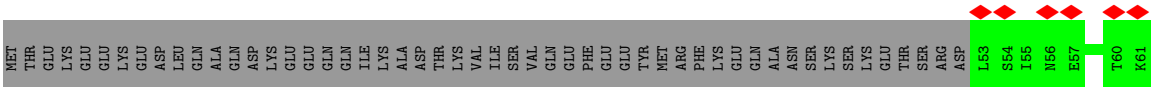

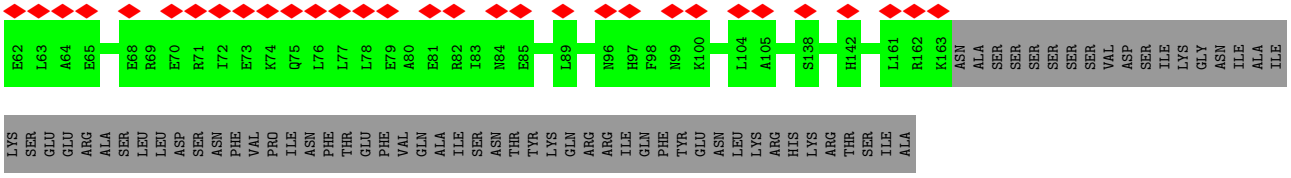

- Molecule 5: Scaffold protein

Chain eJ:

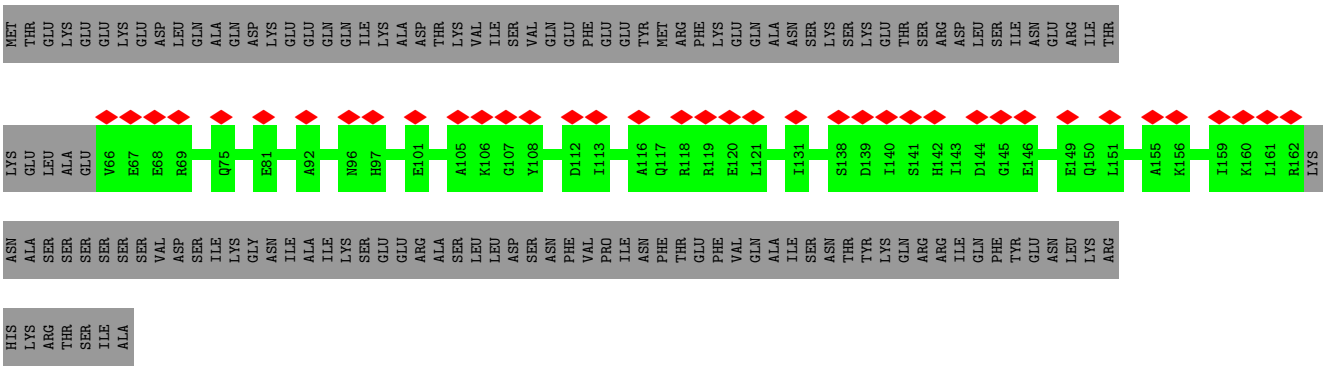

- Molecule 5: Scaffold protein

Chain eK:

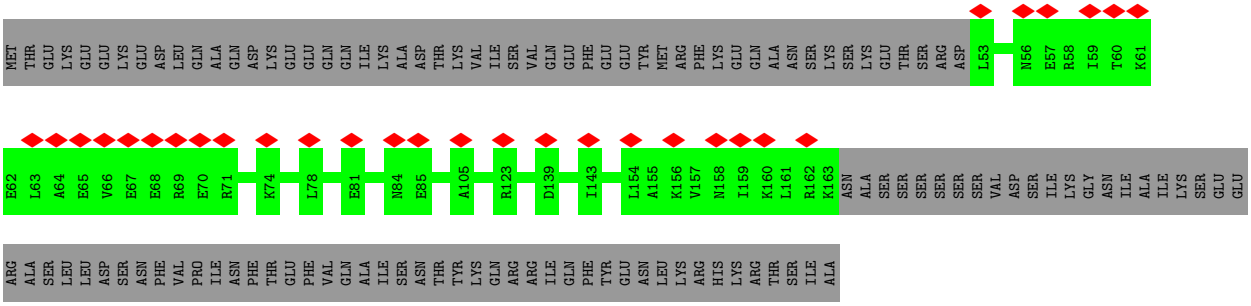

- Molecule 5: Scaffold protein

Chain eL:

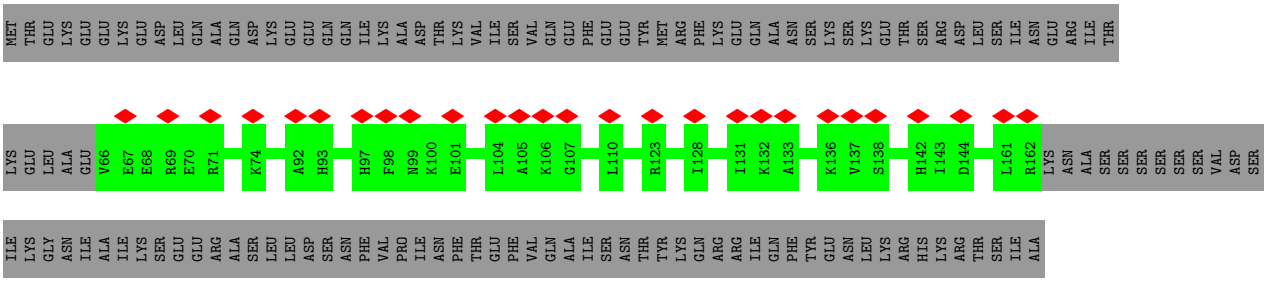

- Molecule 5: Scaffold protein

Chain eM:

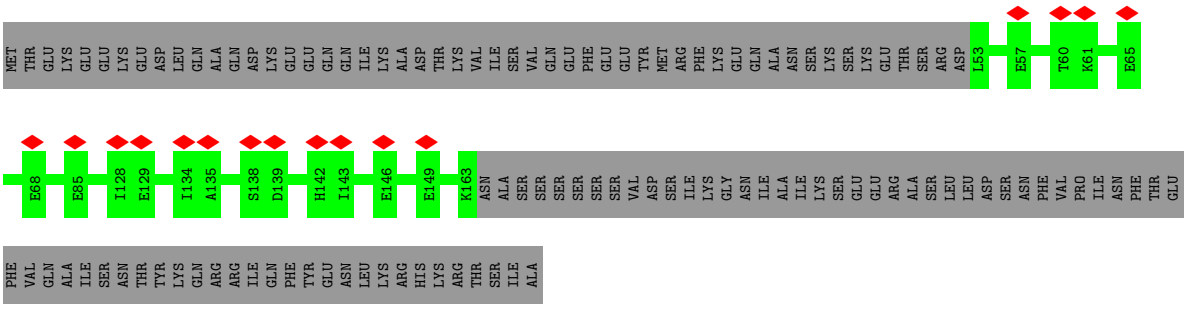

- Molecule 5: Scaffold protein

Chain eN:

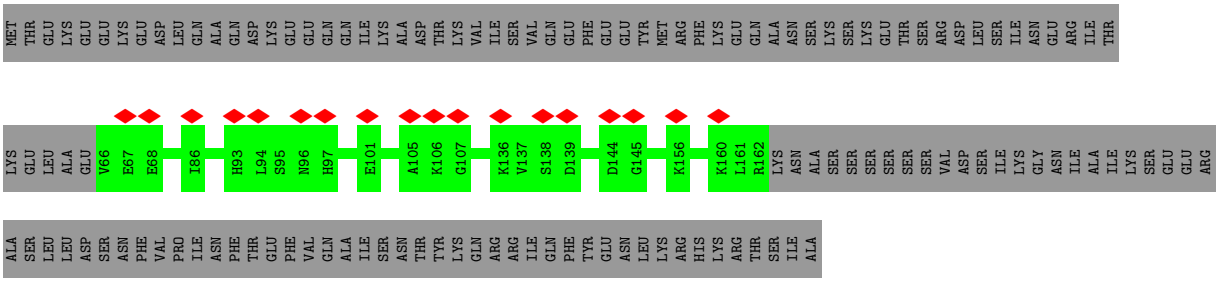

- Molecule 5: Scaffold protein

Chain eO:



- Molecule 5: Scaffold protein

Chain eP:

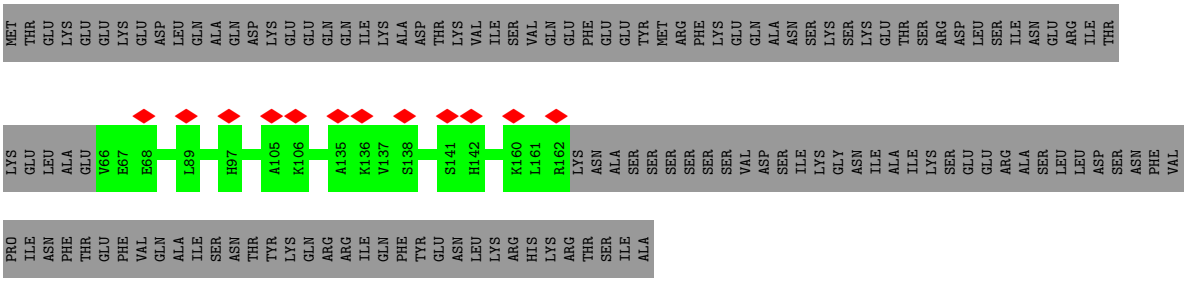

- Molecule 5: Scaffold protein

Chain eQ:

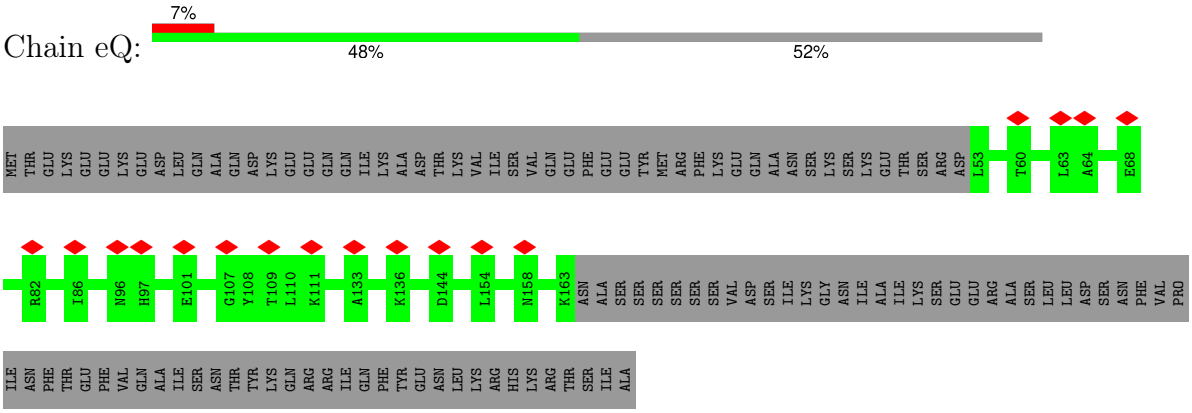

- Molecule 5: Scaffold protein

Chain eR:

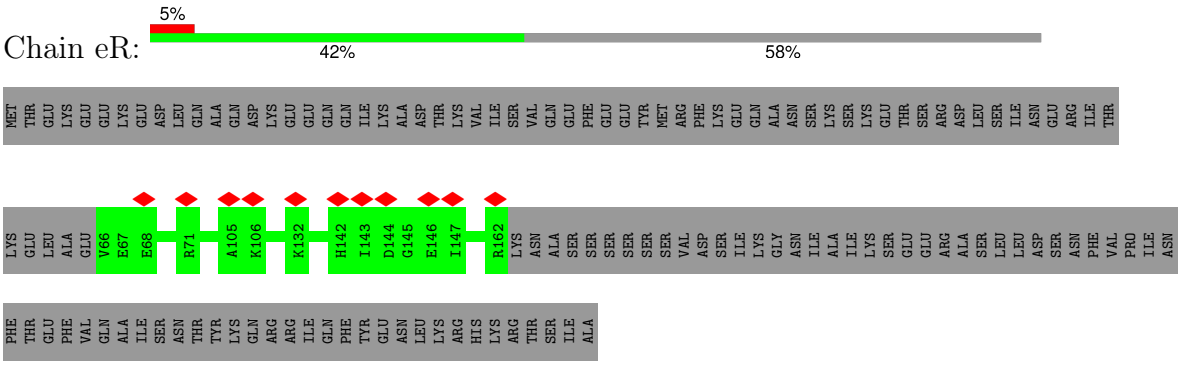

- Molecule 5: Scaffold protein

Chain eS:

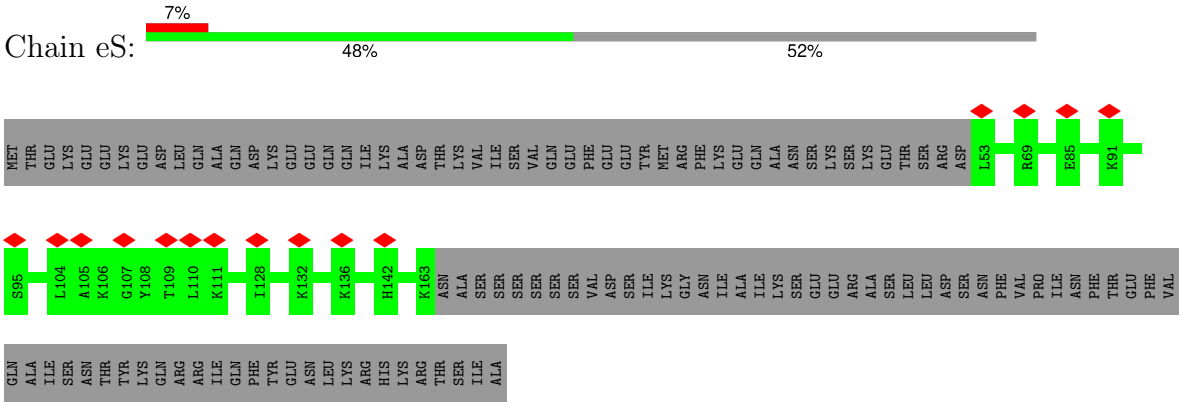

- Molecule 5: Scaffold protein

Chain eT:

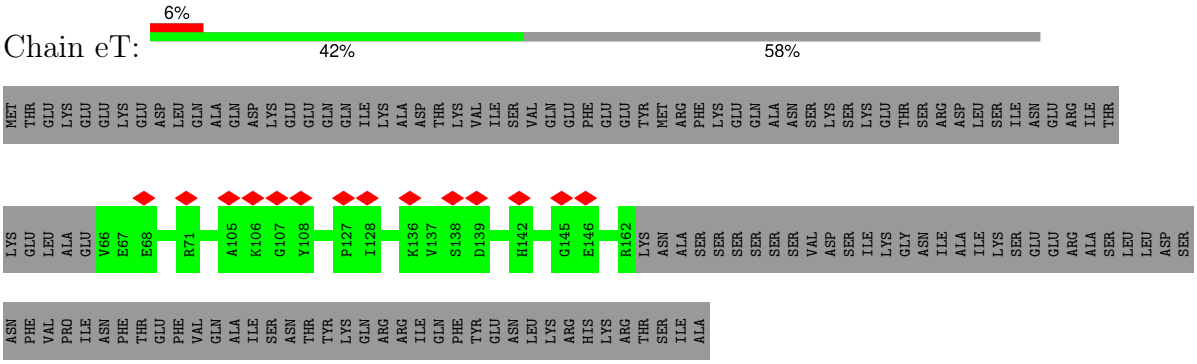

- Molecule 5: Scaffold protein

Chain eU:

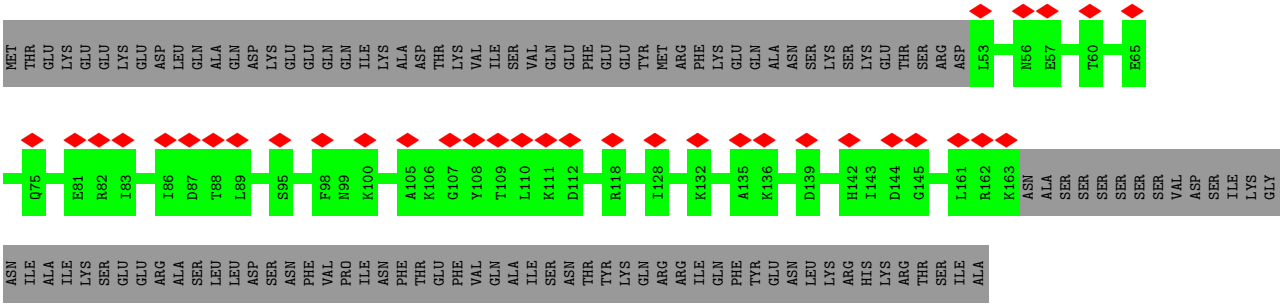

- Molecule 5: Scaffold protein

Chain eV:

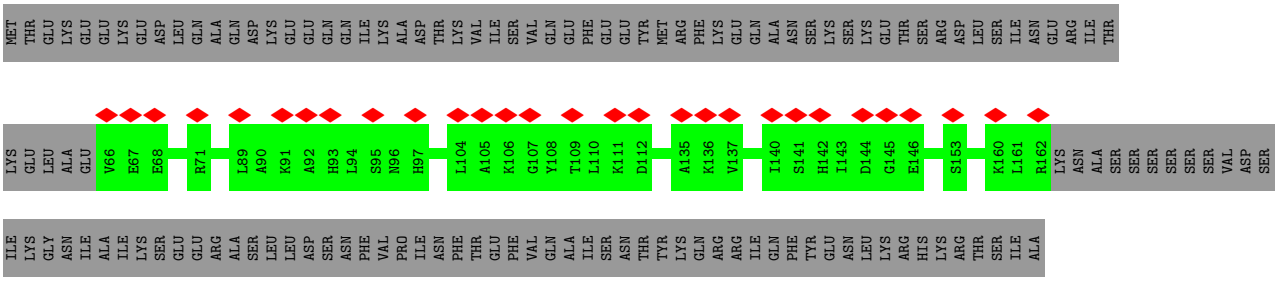

- Molecule 5: Scaffold protein

Chain eW:

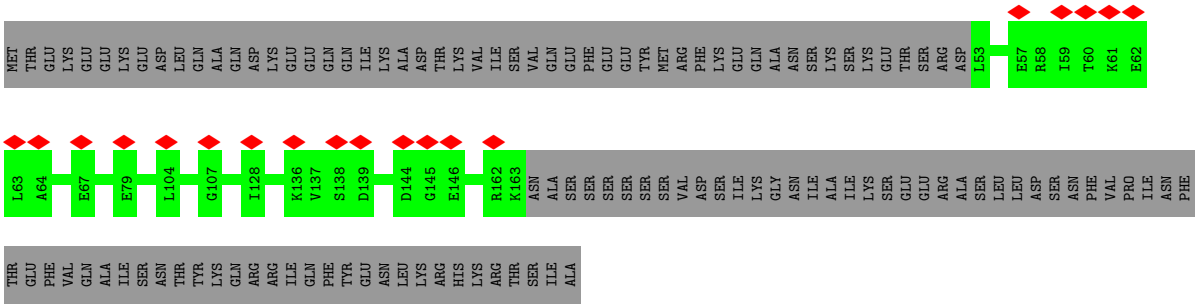

- Molecule 5: Scaffold protein

Chain eX:

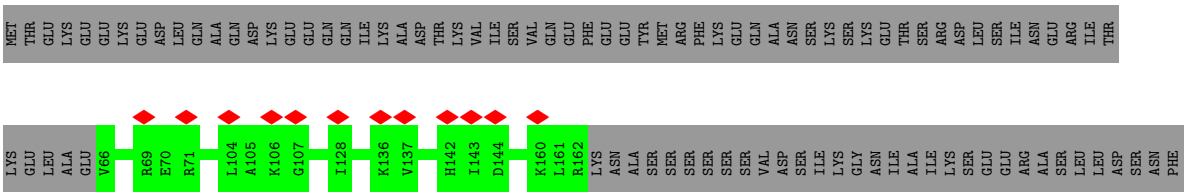

VAL PRO ILE ASN PHE THR GLU PHE VAL GLN ALA ILE SER ASN THR TYR LYS GLN ARG ARG ILE GLN PHE TYR GLU ASN LEU LYS ARG HIS LYS ARG THR SER ILE ALA

- Molecule 5: Scaffold protein

Chain eY:

MET THR GLU LYS GLU GLU LYS GLU ASP LEU GLN ALA GLN ASP LYS GLU GLU GLN GLN ILE LYS ALA ASP THR LYS VAL ILE SER VAL GLN GLU PHE GLU GLU TYR MET ARG PHE LYS GLU GLN ALA ASN SER LYS SER LYS GLU THR SER ARG ASP L53 N56 E57 T60 K61 E62

L63 A64 E65 E68 H97 L104 T109 L110 K111 I128 I131 S141 H142 I143 D144 K163 ASN ALA SER SER SER SER SER SER VAL ASP SER ILE LYS GLY ASN ILE ALA ILE LYS SER GLU GLU ARG ALA SER LEU LEU ASP SER ASN PHE VAL PRO ILE ASN PHE

THR GLU PHE VAL GLN ALA ILE SER ASN THR TYR LYS GLN ARG ARG ILE GLN PHE TYR GLU ASN LEU LYS ARG HIS LYS ARG THR SER ILE ALA

- Molecule 5: Scaffold protein

Chain eZ:

MET THR GLU LYS GLU GLU LYS GLU ASP LEU GLN ALA GLN ASP LYS GLU GLU GLN GLN ILE LYS ALA ASP THR LYS VAL ILE SER VAL GLN GLU PHE GLU GLU TYR MET ARG PHE LYS GLU GLN ALA ASN SER LYS SER LYS GLU THR SER ARG ASP LEU SER ILE ASN GLU ARG ILE THR

LYS GLU LEU ALA GLU V66 E67 E68 R69 E70 K91 E101 A105 K106 K136 H142 I143 D144 G145 E149 K160 L161 R162 LYS ASN ALA SER SER SER SER SER SER VAL ASP SER ILE LYS GLY ASN ILE ALA ILE LYS SER GLU GLU GLU ARG ALA SER LEU LEU ASP SER

ASN PHE VAL PRO ILE ASN PHE THR GLU PHE VAL GLN ALA ILE SER ASN THR TYR LYS GLN ARG ARG ILE GLN PHE TYR GLU ASN LEU LYS ARG HIS LYS ARG THR SER ILE ALA

- Molecule 5: Scaffold protein

Chain ea:

MET THR GLU LYS GLU GLU LYS GLU ASP LEU GLN ALA GLN ASP LYS GLU GLU GLN GLN ILE LYS ALA ASP THR LYS VAL ILE SER VAL GLN GLU PHE GLU GLU TYR MET ARG PHE LYS GLU GLN ALA ASN SER LYS SER LYS GLU THR SER ARG ASP L53 S54 T60 L63 A64

E68 L110 S141 H142 I143 D144 G145 E146 L151 R162 K163 ASN ALA SER SER SER SER SER SER VAL ASP SER ILE LYS GLY ASN ILE ALA ILE LYS SER GLU GLU ARG ALA SER LEU LEU ASP SER ASN PHE VAL PRO ILE ASN PHE THR GLU PHE VAL GLN ALA ILE SER ASN

THR TYR LYS GLN ARG ARG ILE GLN PHE TYR GLU ASN LEU LYS ARG HIS LYS ARG THR SER ILE ALA

- Molecule 5: Scaffold protein

Chain eb:

MET THR GLU LYS GLU GLU LYS GLU ASP LEU GLN ALA GLN ASP LYS GLU GLU GLN GLN ILE LYS ALA ASP THR LYS VAL ILE SER VAL GLN GLU PHE GLU GLU TYR MET ARG PHE LYS GLU GLN ALA ASN SER LYS SER LYS GLU THR SER ARG ASP LEU SER ILE ASN GLU ARG ILE THR

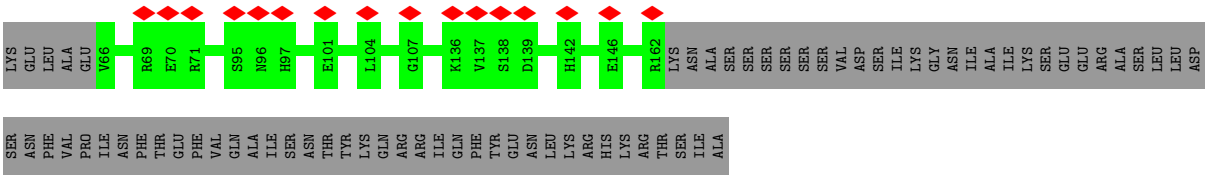

- Molecule 5: Scaffold protein

Chain ec:



- Molecule 5: Scaffold protein

Chain ed:

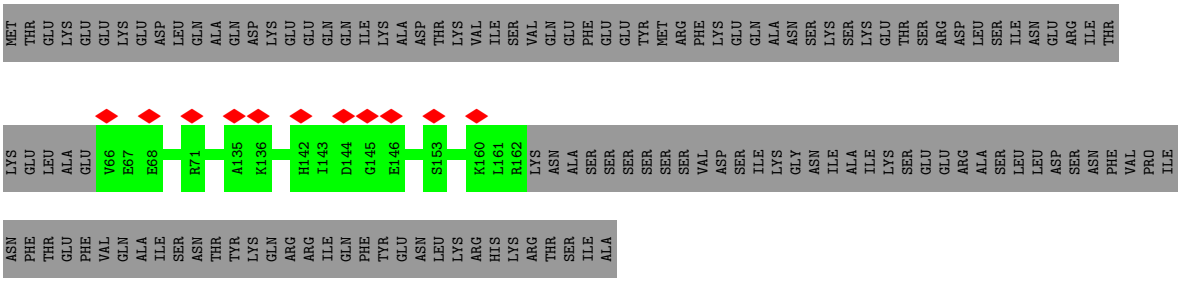

- Molecule 5: Scaffold protein

Chain ee:



- Molecule 5: Scaffold protein

Chain ef:



• Molecule 5: Scaffold protein

Chain eg:



• Molecule 5: Scaffold protein

Chain eh:

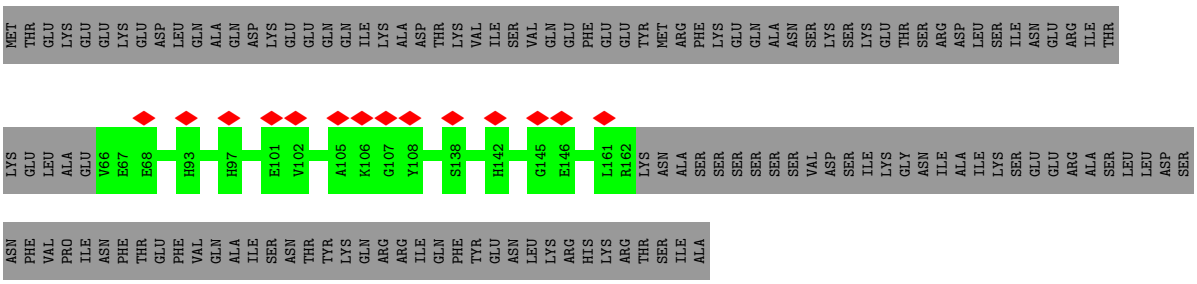

• Molecule 5: Scaffold protein

Chain ei:



• Molecule 5: Scaffold protein

Chain ej:

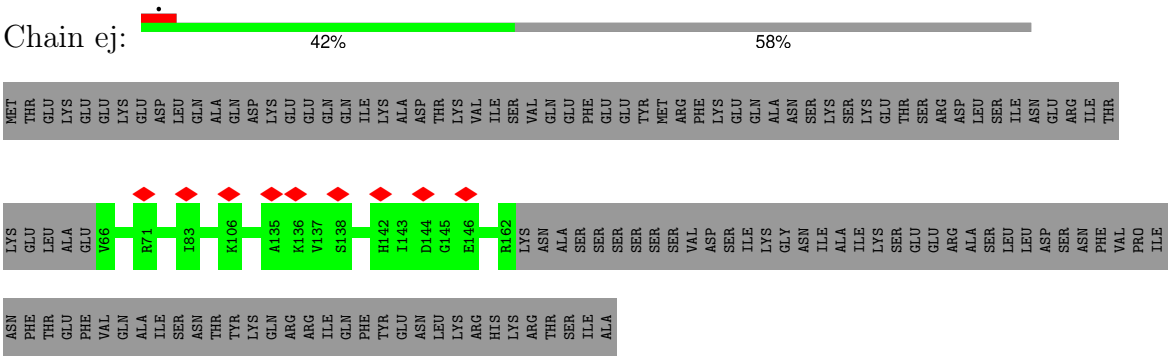

- Molecule 5: Scaffold protein

Chain ek:

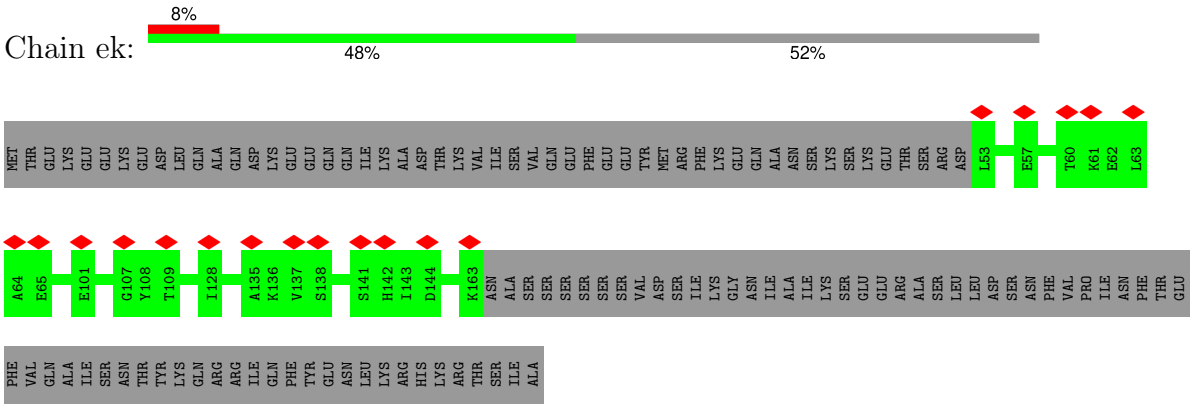

- Molecule 5: Scaffold protein

Chain el:

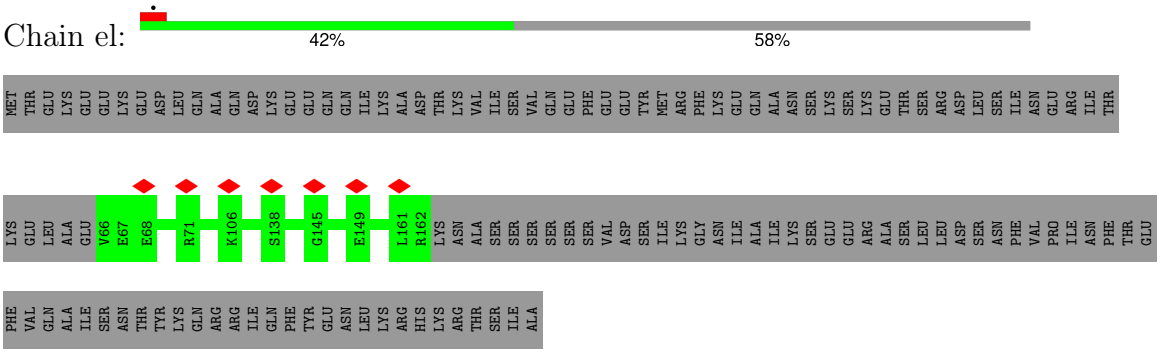

- Molecule 5: Scaffold protein

Chain em:

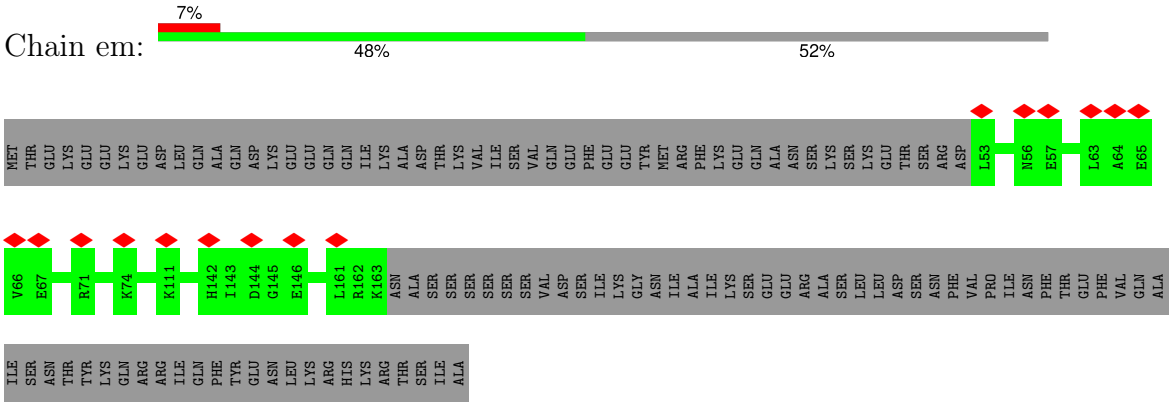

- Molecule 5: Scaffold protein

Chain en:

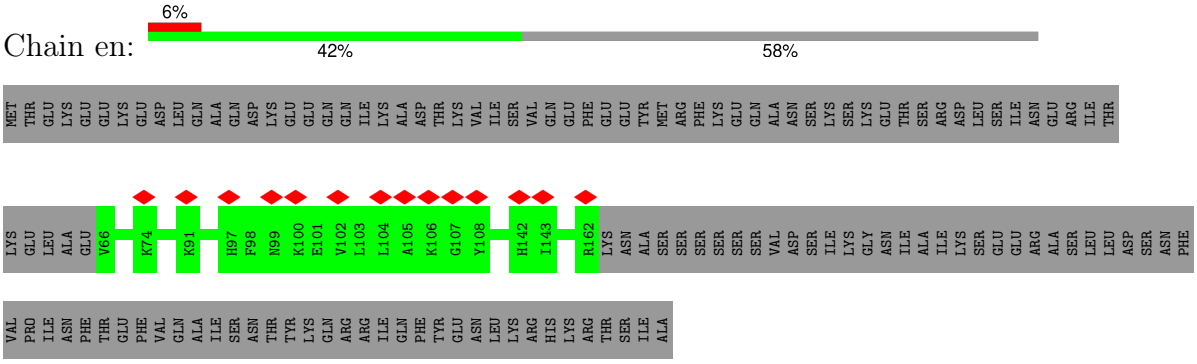

- Molecule 5: Scaffold protein

Chain eo:

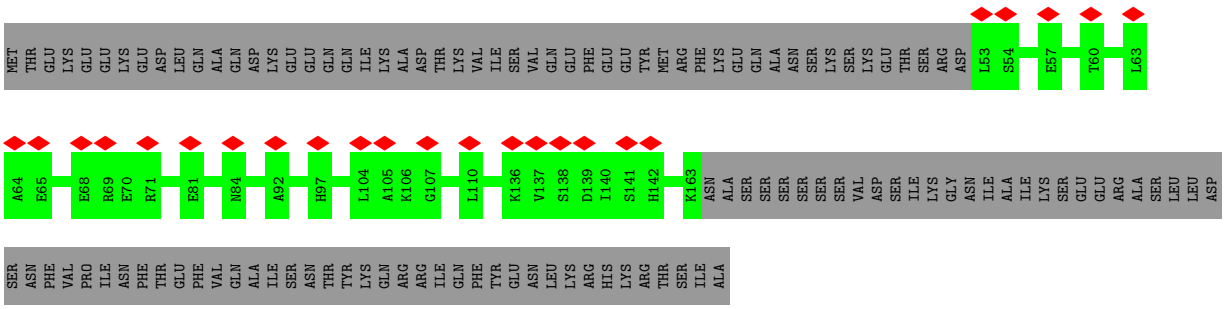

- Molecule 5: Scaffold protein

Chain ep:

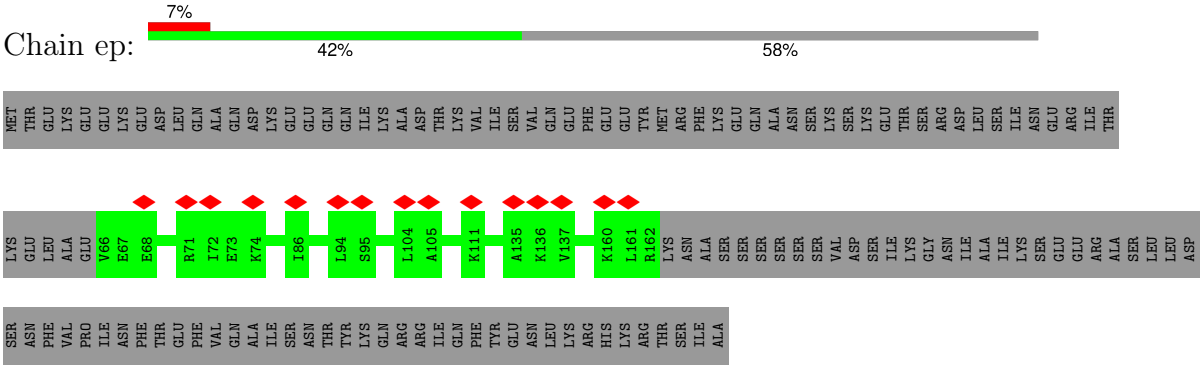

- Molecule 5: Scaffold protein

Chain eq:

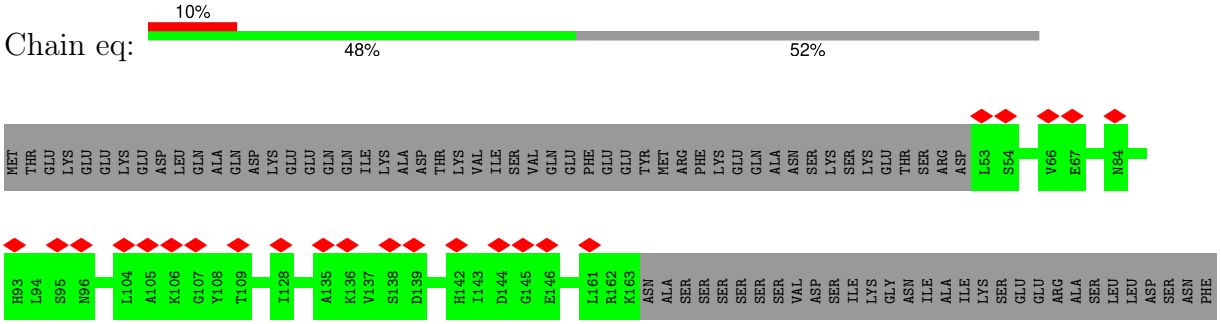

VAL PRO ILE ASN PHE THR GLU PHE VAL GLN ALA ILE SER ASN THR TYR LYS GLN ARG ARG ILE GLN PHE TYR GLU ASN LEU LYS ARG HIS LYS ARG THR SER ILE ALA

- Molecule 5: Scaffold protein

Chain er:

MET THR GLU LYS GLU GLU LYS GLU ASP LEU GLN ALA GLN ASP LYS GLU GLU GLN GLN ILE LYS ALA ASP THR LYS VAL ILE SER VAL GLN GLU PHE GLU GLU TYR MET ARG PHE LYS GLU GLN ALA ASN SER LYS SER LYS GLU THR SER ARG ASP LEU SER ILE ASN GLU ARG ILE THR

LYS GLU LEU ALA GLU V66 E67 E68 R69 A90 E101 K106 G107 I128 S138 D139 I140 S141 H142 L161 R162 LYS ASN ALA SER SER SER SER SER SER VAL ASP SER ILE LYS GLY ASN ILE ALA ILE LYS SER GLU GLU ARG ALA SER LEU LEU ASP SER ASN PHE VAL

PRO ILE ASN PHE THR GLU PHE VAL GLN ALA ILE SER ASN THR TYR LYS GLN ARG ARG ILE GLN PHE TYR GLU ASN LEU LYS ARG HIS LYS ARG THR SER ILE ALA

- Molecule 5: Scaffold protein

Chain es:

MET THR GLU LYS GLU GLU LYS GLU ASP LEU GLN ALA GLN ASP LYS GLU GLU GLN GLN ILE LYS ALA ASP THR LYS VAL ILE SER VAL GLN GLU PHE GLU GLU TYR MET ARG PHE LYS GLU GLN ALA ASN SER LYS SER LYS GLU THR SER ARG ASP L53 A64 E68 R71 I72

Q75 L78 A92 N96 H97 G107 Y108 T109 I134 A135 K136 V137 S138 D139 H142 E146 K163 ASN ALA SER SER SER SER SER SER VAL ASP SER ILE LYS GLY ASN ILE ALA ILE LYS SER GLU GLU ARG ALA SER LEU LEU ASP SER ASN PHE VAL PRO ILE

ASN PHE THR GLU PHE VAL GLN ALA ILE SER ASN THR TYR LYS GLN ARG ARG ILE GLN PHE TYR GLU ASN LEU LYS ARG HIS LYS ARG THR SER ILE ALA

- Molecule 5: Scaffold protein

Chain et:

MET THR GLU LYS GLU GLU LYS GLU ASP LEU GLN ALA GLN ASP LYS GLU GLU GLN GLN ILE LYS ALA ASP THR LYS VAL ILE SER VAL GLN GLU PHE GLU GLU TYR MET ARG PHE LYS GLU GLN ALA ASN SER LYS SER LYS GLU THR SER ARG ASP LEU SER ILE ASN GLU ARG ILE THR

LYS GLU LEU ALA GLU V66 E67 E68 R69 E70 R71 K74 Q75 F98 L104 A105 K106 G107 Y108 T109 L110 K111 K136 V137 D144 G145 E146 E149 K156 K160 L161 R162 LYS ASN ALA SER SER SER SER SER VAL ASP SER ILE LYS GLY ASN ILE ALA ILE LYS

SER GLU GLU ARG ALA SER LEU LEU ASP SER ASN PHE VAL PRO ILE ASN PHE THR GLU PHE VAL GLN ALA ILE SER ASN THR TYR LYS GLN ARG ARG ILE GLN PHE TYR GLU ASN LEU LYS ARG HIS LYS ARG THR SER ILE ALA

- Molecule 5: Scaffold protein

Chain eu:

MET THR GLU LYS GLU GLU LYS GLU ASP LEU GLN ALA GLN ASP LYS GLU GLU GLN GLN ILE LYS ALA ASP THR LYS VAL ILE SER VAL GLN GLU PHE GLU GLU TYR MET ARG PHE LYS GLU GLN ALA ASN SER LYS SER LYS GLU THR SER ARG ASP L53 T60 K61 A64 E65 V66

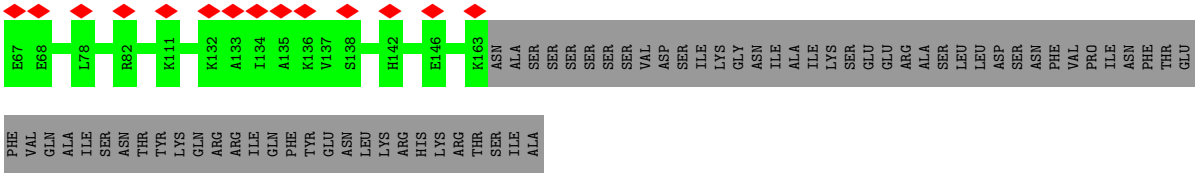

- Molecule 5: Scaffold protein

Chain ev:

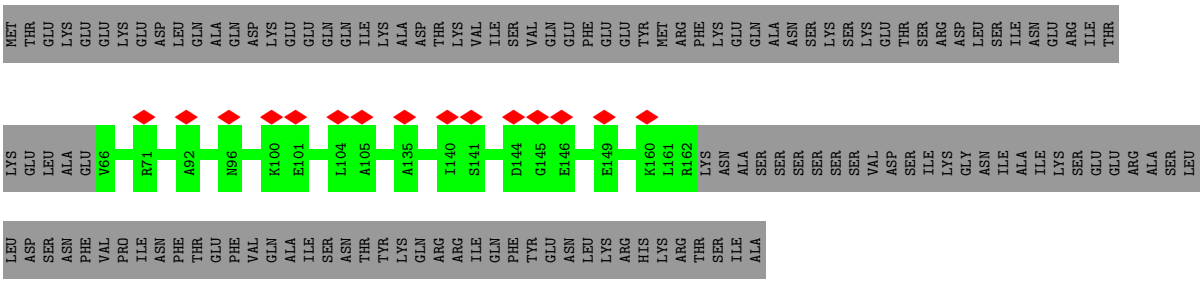

- Molecule 5: Scaffold protein

Chain ew:



- Molecule 5: Scaffold protein

Chain ex:

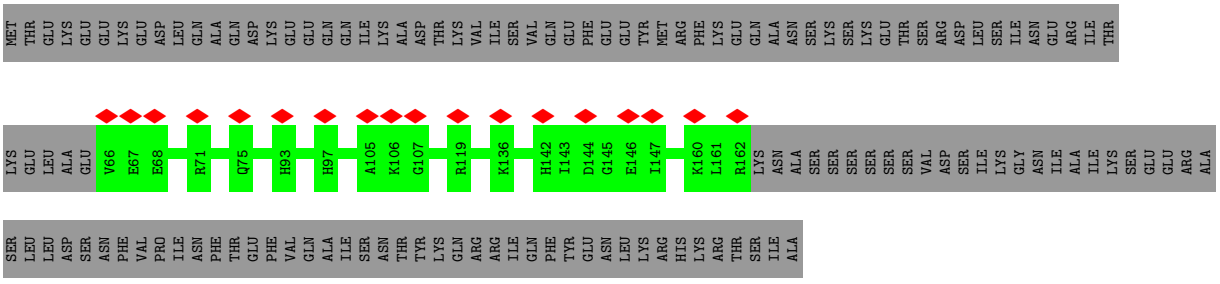

- Molecule 5: Scaffold protein

Chain ey:

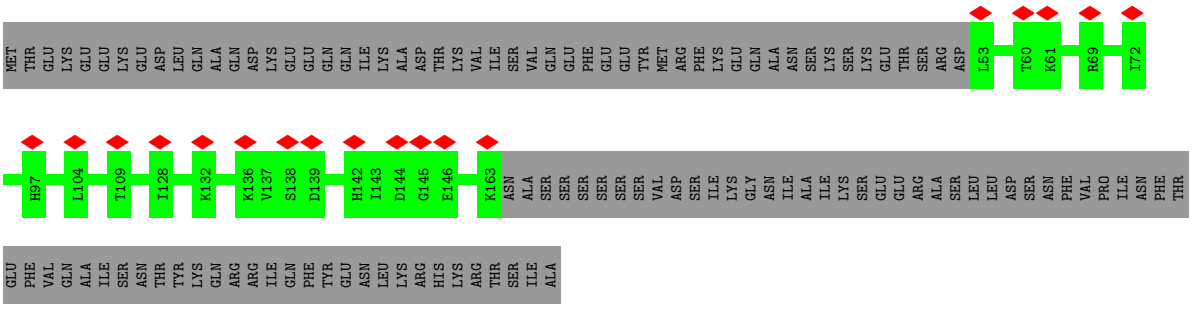

- Molecule 5: Scaffold protein

Chain ez:

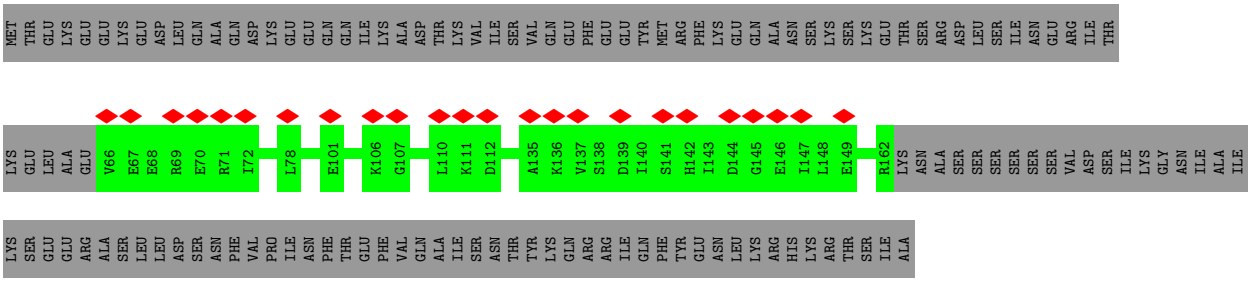

- Molecule 5: Scaffold protein

Chain fA:

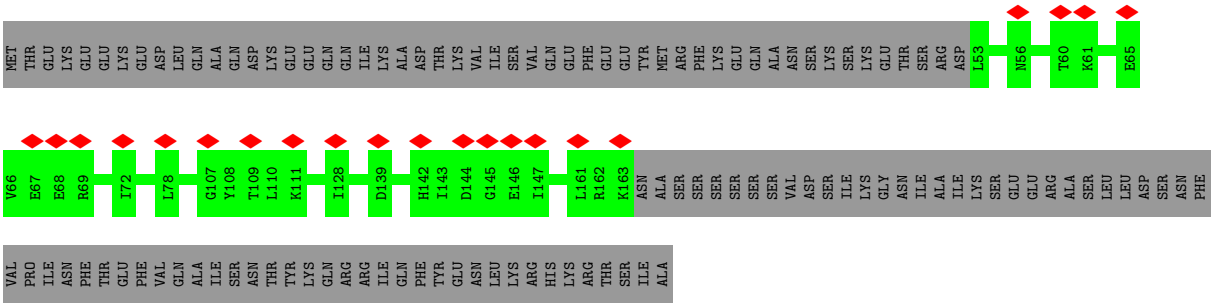

- Molecule 5: Scaffold protein

Chain fB:

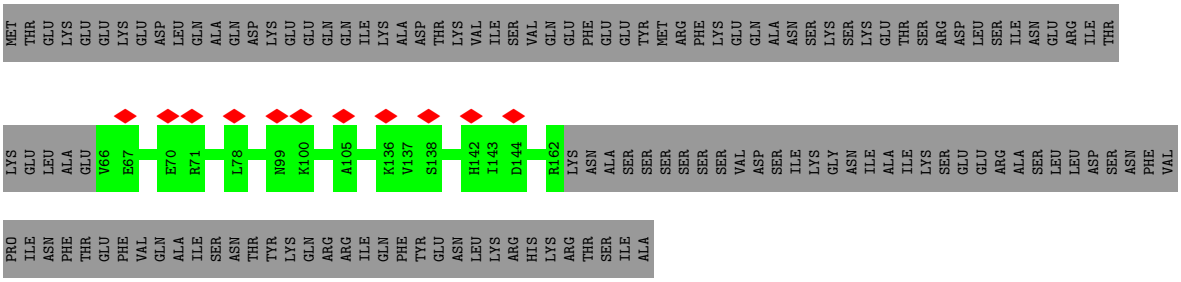

- Molecule 5: Scaffold protein

Chain fC:

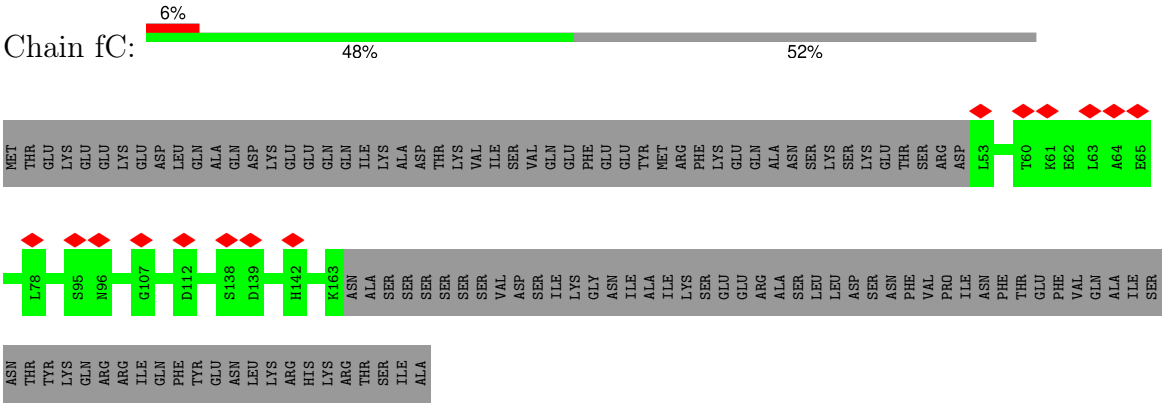

- Molecule 5: Scaffold protein

Chain fD:

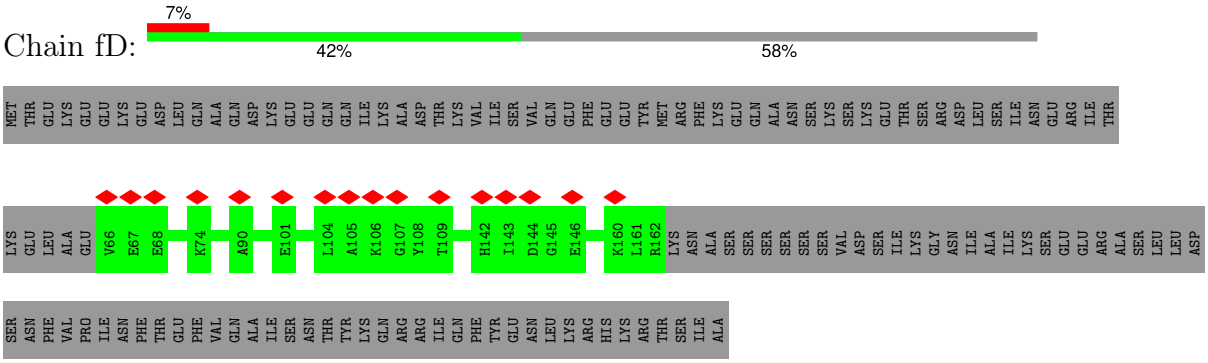

- Molecule 5: Scaffold protein

Chain fE:

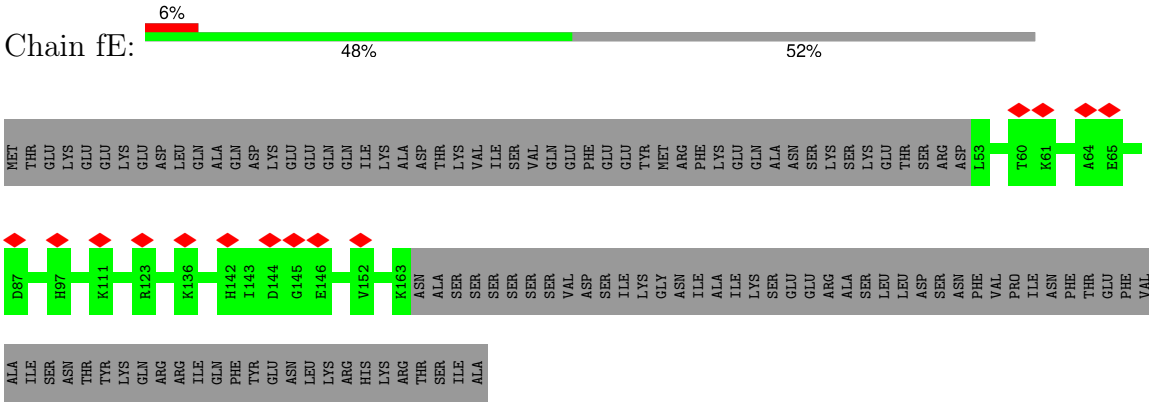

- Molecule 5: Scaffold protein

Chain fF:

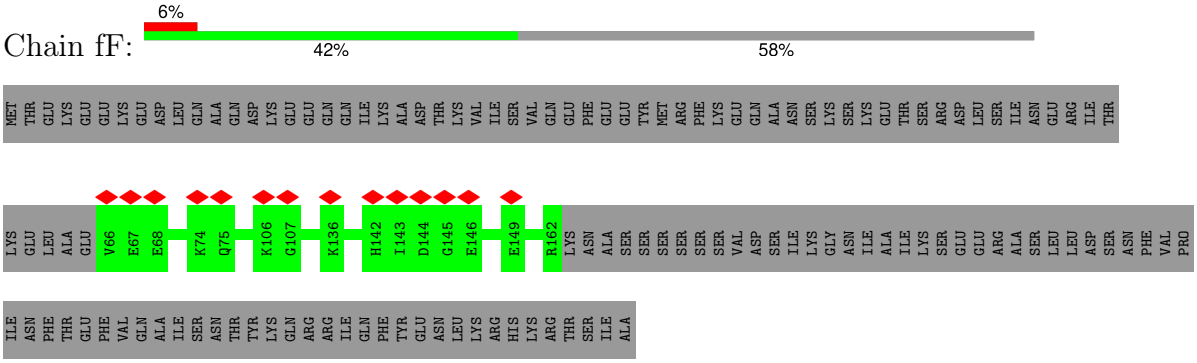

- Molecule 5: Scaffold protein

Chain fG:



- Molecule 5: Scaffold protein

Chain fH:

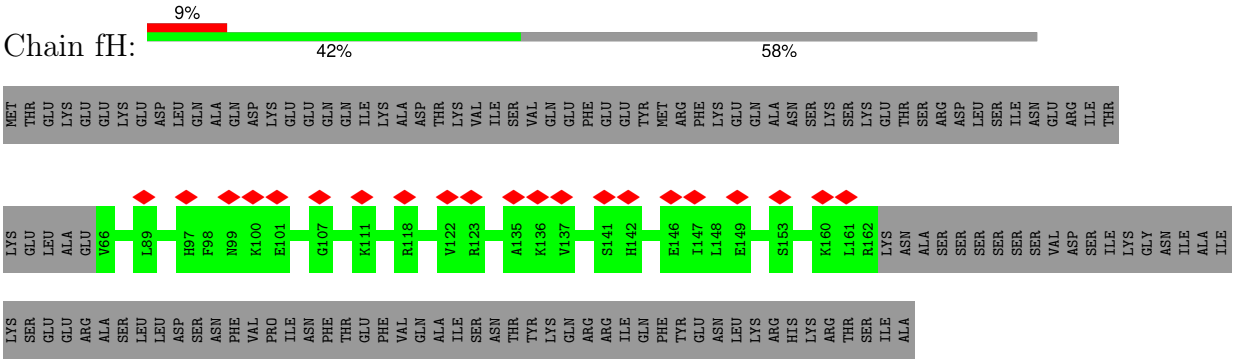

- Molecule 5: Scaffold protein

Chain fI:

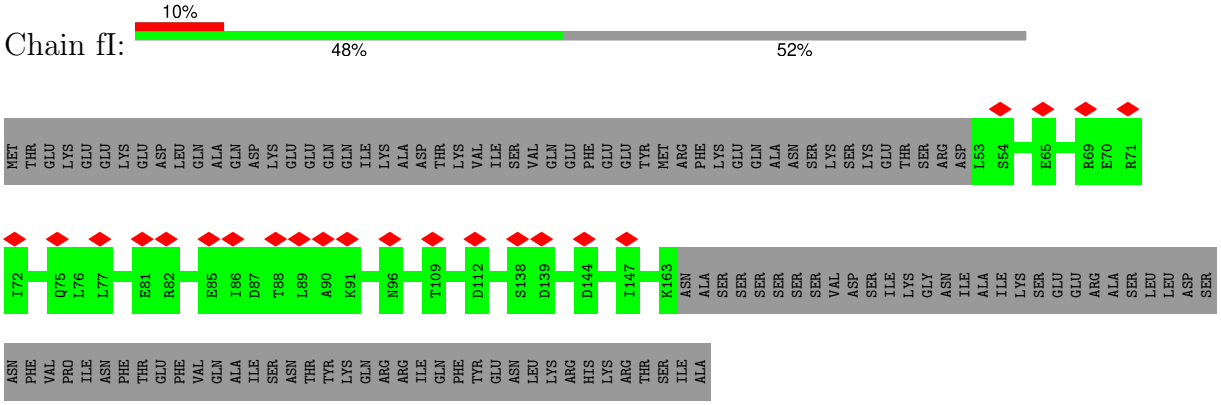

- Molecule 5: Scaffold protein

Chain fJ:

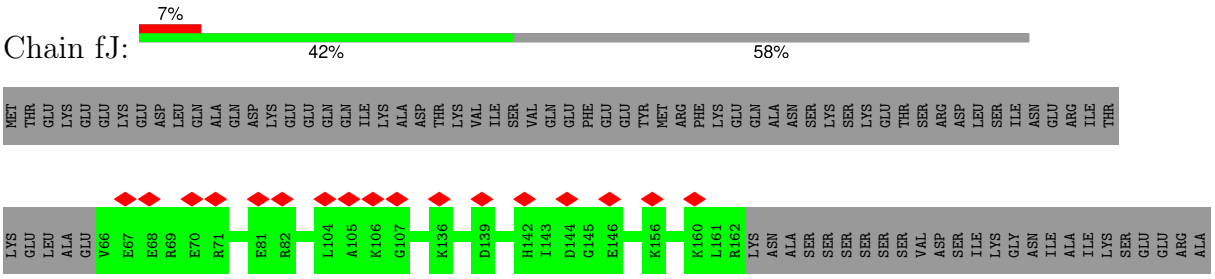

SER LEU LEU ASP SER ASN PHE VAL PRO ILE ASN PHE THR GLU PHE VAL GLN ALA ILE SER ASN THR TYR LYS GLN ARG ARG ILE GLN PHE TYR GLU ASN LEU LYS ARG HIS LYS ARG THR SER ILE ALA

- Molecule 5: Scaffold protein

Chain fK:

MET THR GLU LYS GLU GLU LYS GLU ASP LEU GLN ALA GLN ASP LYS GLU GLU GLN GLN ILE LYS ALA ASP THR LYS VAL ILE SER VAL GLN GLU PHE GLU GLU TYR MET ARG PHE LYS GLU GLN ALA ASN SER LYS SER LYS GLU THR SER ARG ASP L53 A64 E65 R71 I72

E79 D87 L104 G107 Y108 T109 K136 D139 H142 E146 K163 ASN ALA SER SER SER SER SER SER VAL ASP SER ILE LYS GLY ASN ILE ALA ILE LYS SER GLU GLU ARG ALA SER LEU LEU ASP SER ASN PHE VAL PRO ILE ASN PHE THR GLU PHE VAL GLN

ALA ILE SER ASN THR TYR LYS GLN ARG ARG ILE GLN PHE TYR GLU ASN LEU LYS ARG HIS LYS ARG THR SER ILE ALA

- Molecule 5: Scaffold protein

Chain fL:

MET THR GLU LYS GLU GLU LYS GLU ASP LEU GLN ALA GLN ASP LYS GLU GLU GLN GLN ILE LYS ALA ASP THR LYS VAL ILE SER VAL GLN GLU PHE GLU GLU TYR MET ARG PHE LYS GLU GLN ALA ASN SER LYS SER LYS GLU THR SER ARG ASP LEU SER ILE ASN GLU ARG ILE THR

LYS GLU LEU ALA GLU V66 E67 E68 R71 K74 K106 G107 K136 H142 I143 E146 R162 LYS ASN ALA SER SER SER SER SER SER VAL ASP SER ILE LYS GLY ASN ILE ALA ILE LYS SER GLU GLU ARG ALA SER LEU LEU ASP SER ASN PHE VAL PRO ILE ASN

PHE THR GLU PHE VAL GLN ALA ILE SER ASN THR TYR LYS GLN ARG ARG ILE GLN PHE TYR GLU ASN LEU LYS ARG HIS LYS ARG THR SER ILE ALA

- Molecule 5: Scaffold protein

Chain fM:

MET THR GLU LYS GLU GLU LYS GLU ASP LEU GLN ALA GLN ASP LYS GLU GLU GLN GLN ILE LYS ALA ASP THR LYS VAL ILE SER VAL GLN GLU PHE GLU GLU TYR MET ARG PHE LYS GLU GLN ALA ASN SER LYS SER LYS GLU THR SER ARG ASP L53 K61 A64 R69

K100 G107 Y108 T109 L110 S138 K163 ASN ALA SER SER SER SER SER SER VAL ASP SER ILE LYS GLY ASN ILE ALA ILE LYS SER GLU GLU ARG ALA SER LEU LEU ASP SER ASN PHE VAL PRO ILE ASN PHE THR GLU PHE VAL GLN ALA ILE SER ASN THR TYR LYS GLN ARG

ARG ILE GLN PHE TYR GLU ASN LEU LYS ARG HIS LYS ARG THR SER ILE ALA

- Molecule 5: Scaffold protein

Chain fN:

MET THR GLU LYS GLU GLU LYS GLU ASP LEU GLN ALA GLN ASP LYS GLU GLU GLN GLN ILE LYS ALA ASP THR LYS VAL ILE SER VAL GLN GLU PHE GLU GLU TYR MET ARG PHE LYS GLU GLN ALA ASN SER LYS SER LYS GLU THR SER ARG ASP LEU SER ILE ASN GLU ARG ILE THR

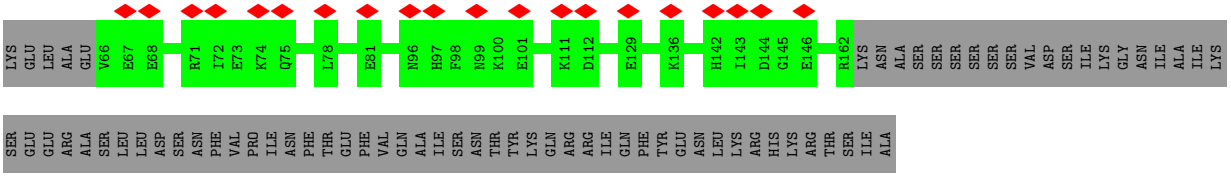

• Molecule 5: Scaffold protein

Chain fO:

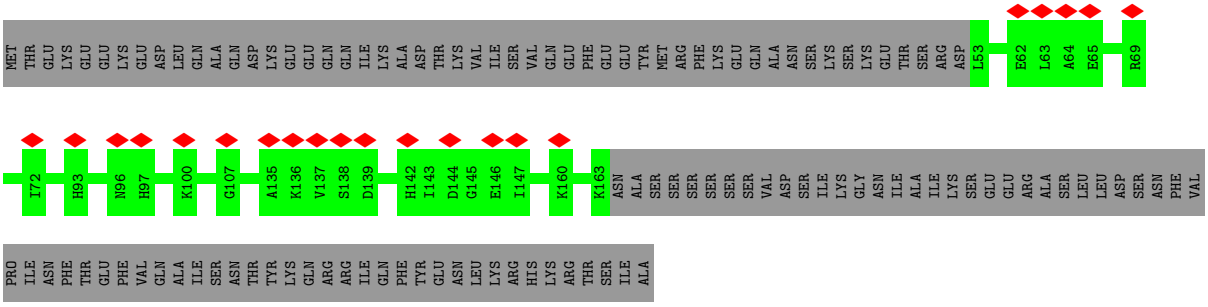

• Molecule 5: Scaffold protein

Chain fP:

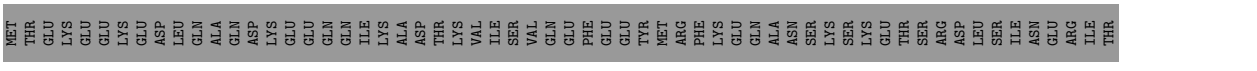

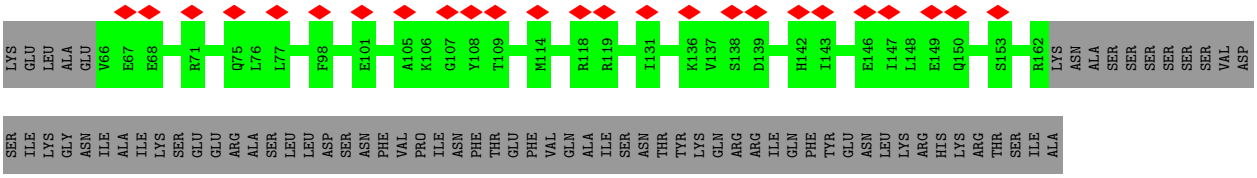

• Molecule 5: Scaffold protein

Chain fQ:

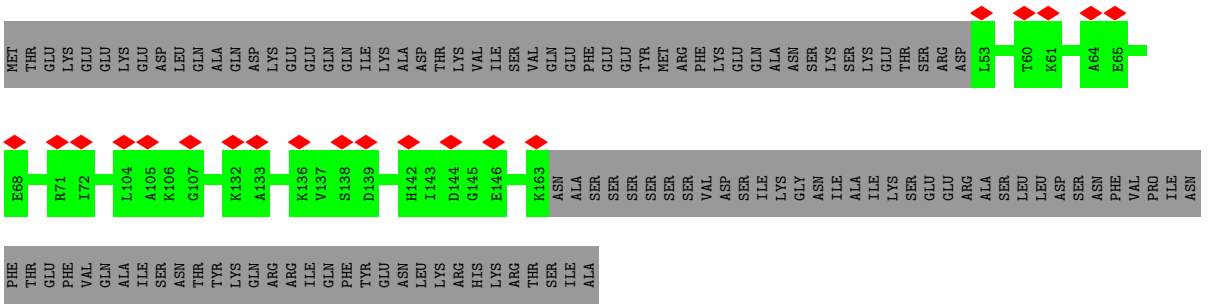

• Molecule 5: Scaffold protein

Chain fR:

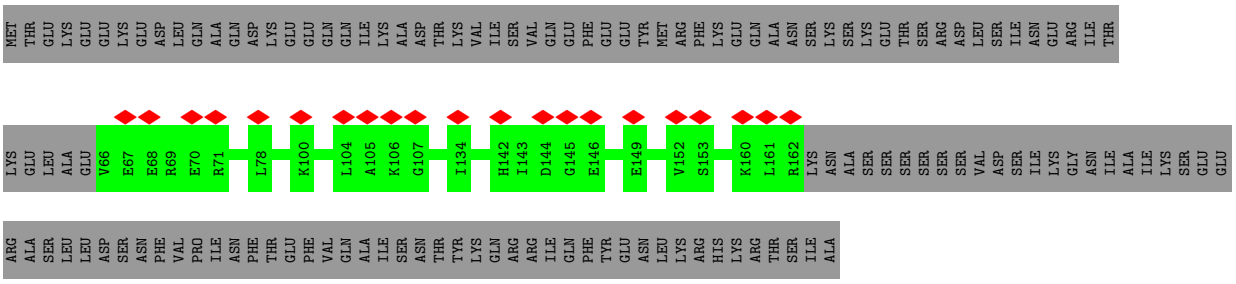

- Molecule 5: Scaffold protein

Chain fS:

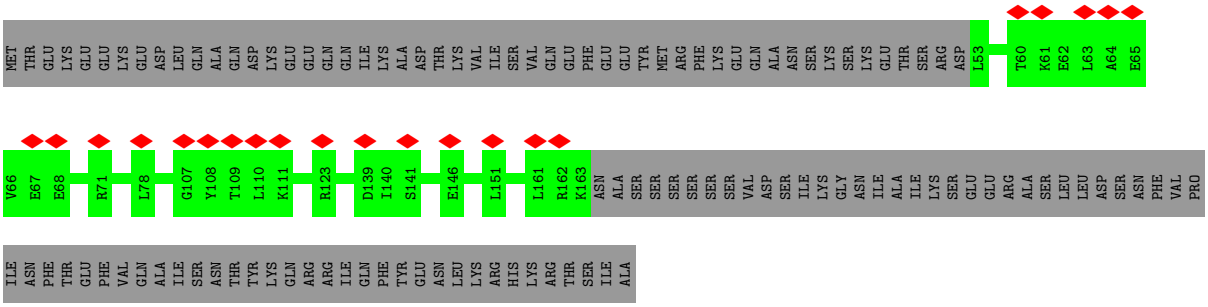

- Molecule 5: Scaffold protein

Chain fT:

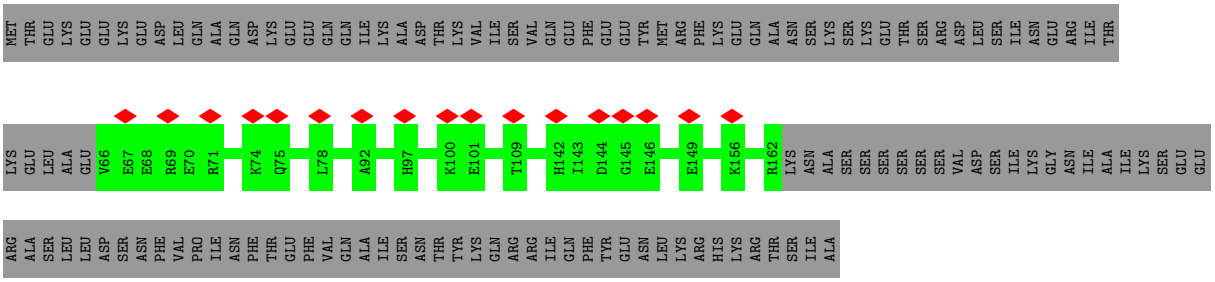

- Molecule 5: Scaffold protein

Chain fU:



- Molecule 5: Scaffold protein

Chain fV:

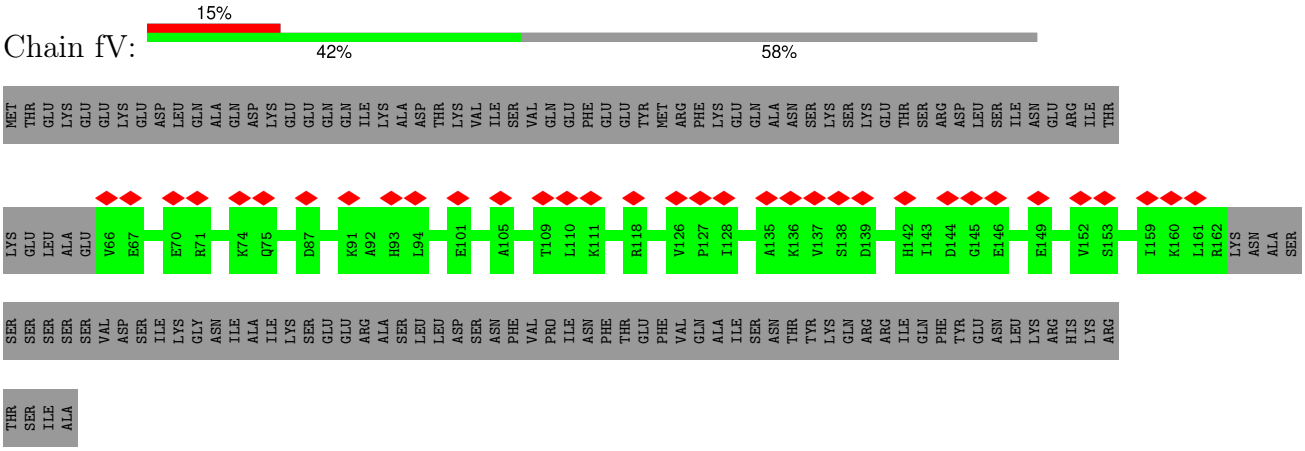

- Molecule 5: Scaffold protein

Chain fW:

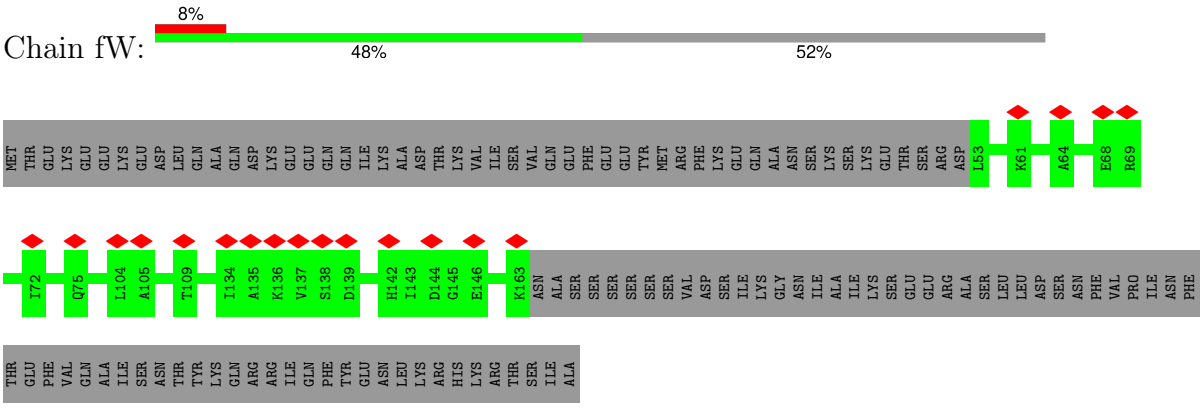

- Molecule 5: Scaffold protein

Chain fX:

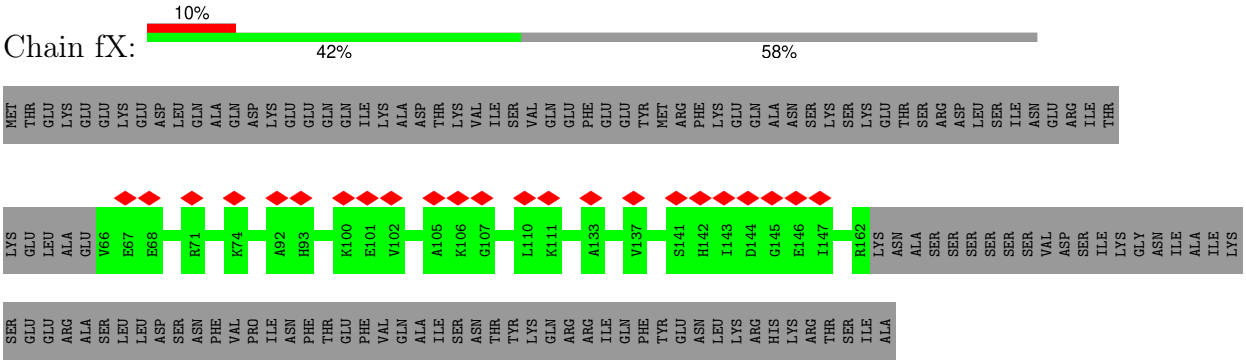

- Molecule 5: Scaffold protein

Chain fY:

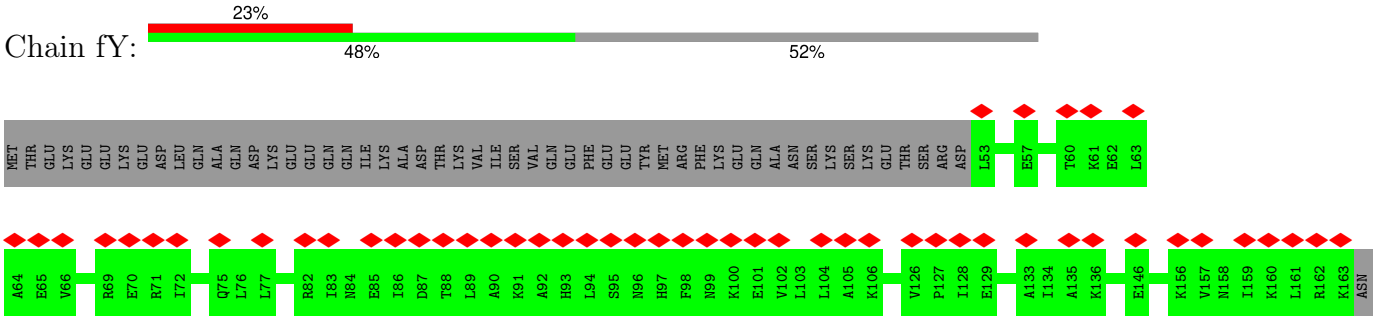


ALA SER SER SER SER SER SER VAL ASP SER ILE LYS GLY ASN ILE ALA ILE LYS SER GLU GLU ARG ALA SER LEU LEU ASP SER ASN PHE VAL PRO ILE ASN PHE THR GLU PHE VAL GLN ALA ILE SER ASN THR TYR LYS GLN ARG ARG ILE GLN PHE TYR GLU ASN LEU LYS ARG HIS
LYS ARG THR SER ILE ALA
• Molecule 5: Scaffold protein
Chain fZ:
24%
42%
58%
MET THR GLU LYS GLU GLU LYS GLU ASP LEU GLN ALA GLN ASP LYS GLU GLU GLN GLN ILE LYS ALA ASP THR LYS VAL ILE SER VAL GLN GLU PHE GLU GLU TYR MET ARG PHE LYS GLU GLN ALA ASN SER LYS SER LYS GLU THR SER ARG ASP LEU SER ILE ASN GLU ARG ILE THR
LYS GLU LEU ALA GLU V66 E67 E68 R69 E70 R71 K74 L78 E79 E85 I86 D87 T88 K91 A92 H93 L94 S95 N96 H97 F98 N99 K100 E101 V102 L103 L104 A105 K106 G107 Y108 T109 L110 K111 D112 R119 R123 K124 F125 I131 K132 A133 I134 A135 K136 V137 S138 D139
I140 S141 H142 I143 D144 G145 E146 I147 L154 N158 I159 K160 L161 R162 LYS ASN ALA SER SER SER SER SER SER VAL ASP SER ILE LYS GLY ASN ILE ALA ILE LYS SER GLU GLU ARG ALA SER LEU LEU ASP SER ASN PHE VAL PRO ILE ASN PHE THR GLU PHE VAL GLN ALA ILE
SER ASN THR TYR LYS GLN ARG ARG ILE GLN PHE TYR GLU ASN LEU LYS ARG HIS LYS ARG THR SER ILE ALA
• Molecule 5: Scaffold protein
Chain fa:
22%
48%
52%
MET THR GLU LYS GLU GLU LYS GLU ASP LEU GLN ALA GLN ASP LYS GLU GLU GLN GLN ILE LYS ALA ASP THR LYS VAL ILE SER VAL GLN GLU PHE GLU GLU TYR MET ARG PHE LYS GLU GLN ALA ASN SER LYS SER LYS GLU THR SER ARG ASP L53 N56 E57 T60 K61 E62
L63 A64 E65 V66 E67 E68 R69 E70 R71 I72 E73 K74 L77 A80 E81 R82 I83 N84 E85 T88 L89 A90 K91 A92 H93 L94 S95 N96 H97 F98 N99 K100 E101 V102 L103 L104 A105 K106 I128 E129 K132 A135 S153 V157 N158 I159 K160 L161 R162 K163 ASN ALA
SER SER SER SER SER VAL ASP SER ILE LYS GLY ASN ILE ALA ILE LYS SER GLU GLU ARG ALA SER LEU LEU ASP SER ASN PHE VAL PRO ILE ASN PHE THR GLU PHE VAL GLN ALA ILE SER ASN THR TYR LYS GLN ARG ARG ILE GLN PHE TYR GLU ASN LEU LYS ARG HIS LYS
ARG THR SER ILE ALA
• Molecule 5: Scaffold protein
Chain fb:
16%
42%
58%
MET THR GLU LYS GLU GLU LYS GLU ASP LEU GLN ALA GLN ASP LYS GLU GLU GLN GLN ILE LYS ALA ASP THR LYS VAL ILE SER VAL GLN GLU PHE GLU GLU TYR MET ARG PHE LYS GLU GLN ALA ASN SER LYS SER LYS GLU THR SER ARG ASP LEU SER ILE ASN GLU ARG ILE THR
LYS GLU LEU ALA GLU V66 E67 E70 R71 K74 Q75 T88 L89 A90 K91 A92 N96 H97 E101 V102 L103 L104 A105 K106 G107 Y108 T109 Q115 V122 R123 K124 I128 K132 A135 K136 V137 S138 D139 I140 S141 H142 I143 D144 G145 E146 I147 I159 K160 L161
R162 LYS ASN ALA SER SER SER SER SER VAL ASP SER ILE LYS GLY ASN ILE ALA ILE LYS SER GLU GLU ARG ALA SER LEU LEU ASP SER ASN PHE VAL PRO ILE ASN PHE THR GLU PHE VAL GLN ALA ILE SER ASN THR TYR LYS GLN ARG ARG ILE GLN PHE TYR GLU ASN LEU

LYS ARG HIS LYS ARG THR SER ILE ALA

- Molecule 5: Scaffold protein

Chain fc:

MET THR GLU LYS GLU GLU LYS GLU ASP LEU GLN ALA GLN ASP LYS GLU GLU GLN GLN ILE LYS ALA ASP THR LYS VAL ILE SER VAL GLN GLU PHE GLU GLU TYR MET ARG PHE LYS GLU GLN ALA ASN SER LYS SER LYS GLU THR SER ARG ASP L53 N56 E57 K61 A64

E65 V66 E67 E68 R82 I83 N84 E85 T88 L89 A90 K91 A92 H93 L94 S95 N96 H97 F98 N99 K100 E101 V102 L103 L104 A105 K106 G145 E146 I159 K160 L161 R162 K163 ASN ALA SER SER SER SER SER VAL ASP SER ILE LYS GLY ASN ILE ALA ILE LYS SER GLU GLU

ARG ALA SER LEU LEU ASP SER ASN PHE VAL PRO ILE ASN PHE THR GLU PHE VAL GLN ALA ILE SER ASN THR TYR LYS GLN ARG ARG ILE GLN PHE TYR GLU ASN LEU LYS ARG HIS LYS ARG THR SER ILE ALA

- Molecule 5: Scaffold protein

Chain fd:

MET THR GLU LYS GLU GLU LYS GLU ASP LEU GLN ALA GLN ASP LYS GLU GLU GLN GLN ILE LYS ALA ASP THR LYS VAL ILE SER VAL GLN GLU PHE GLU GLU TYR MET ARG PHE LYS GLU GLN ALA ASN SER LYS SER LYS GLU THR SER ARG ASP LEU SER ILE ASN GLU ARG ILE THR

LYS GLU LEU ALA GLU V66 E67 E70 K74 L77 A92 H93 N96 H97 E101 V102 L103 L104 A105 K106 G107 D112 I128 E129 V137 S138 D139 H142 I143 D144 G145 E146 I159 R162 LYS ASN ALA SER SER SER SER SER SER VAL ASP SER ILE LYS

GLY ASN ILE ALA ILE LYS SER GLU GLU ARG ALA SER LEU LEU ASP SER ASN PHE VAL PRO ILE ASN PHE THR GLU PHE VAL GLN ALA ILE SER ASN THR TYR LYS GLN ARG ARG ILE GLN PHE TYR GLU ASN LEU LYS ARG HIS LYS ARG THR SER ILE ALA

- Molecule 5: Scaffold protein

Chain fe:

MET THR GLU LYS GLU GLU LYS GLU ASP LEU GLN ALA GLN ASP LYS GLU GLU GLN GLN ILE LYS ALA ASP THR LYS VAL ILE SER VAL GLN GLU PHE GLU GLU TYR MET ARG PHE LYS GLU GLN ALA ASN SER LYS SER LYS GLU THR SER ARG ASP L53 K61 A64 E67

E70 R71 I72 L76 E81 R82 I83 N84 E85 I86 D87 T88 L89 A90 K91 A92 H93 L94 S95 N96 H97 F98 N99 K100 E101 T109 L110 Q117 A135 S138 D139 E146 E149 V152 K156 V157 K160 L161 R162 K163 ASN ALA SER SER SER SER SER VAL

ASP SER ILE LYS GLY ASN ILE ALA ILE LYS SER GLU GLU ARG ALA SER LEU LEU ASP SER ASN PHE VAL PRO ILE ASN PHE THR GLU PHE VAL GLN ALA ILE SER ASN THR TYR LYS GLN ARG ARG ILE GLN PHE TYR GLU ASN LEU LYS ARG HIS LYS ARG THR SER ILE ALA

- Molecule 5: Scaffold protein

Chain ff:

MET THR GLU LYS GLU GLU LYS GLU ASP LEU GLN ALA GLN ASP LYS GLU GLU GLN GLN ILE LYS ALA ASP THR LYS VAL ILE SER VAL GLN GLU PHE GLU GLU TYR MET ARG PHE LYS GLU GLN ALA ASN SER LYS SER LYS GLU THR SER ARG ASP LEU SER ILE ASN GLU ARG ILE THR

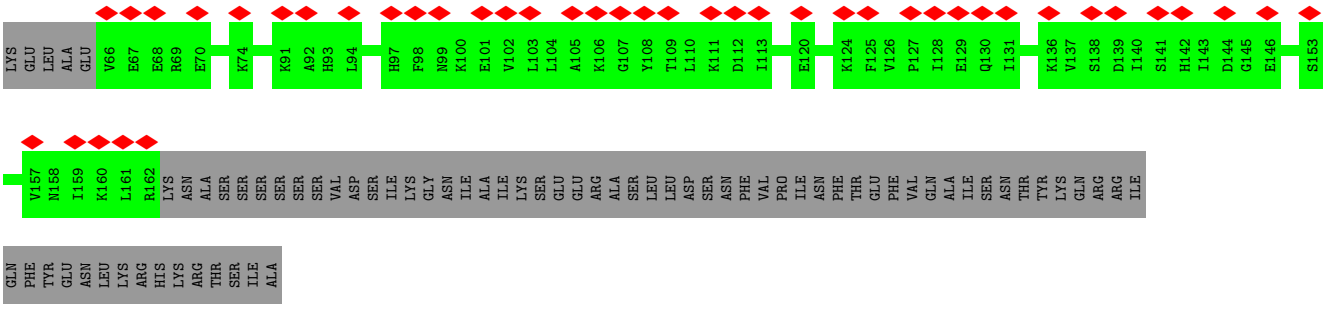

- Molecule 5: Scaffold protein

Chain fg:

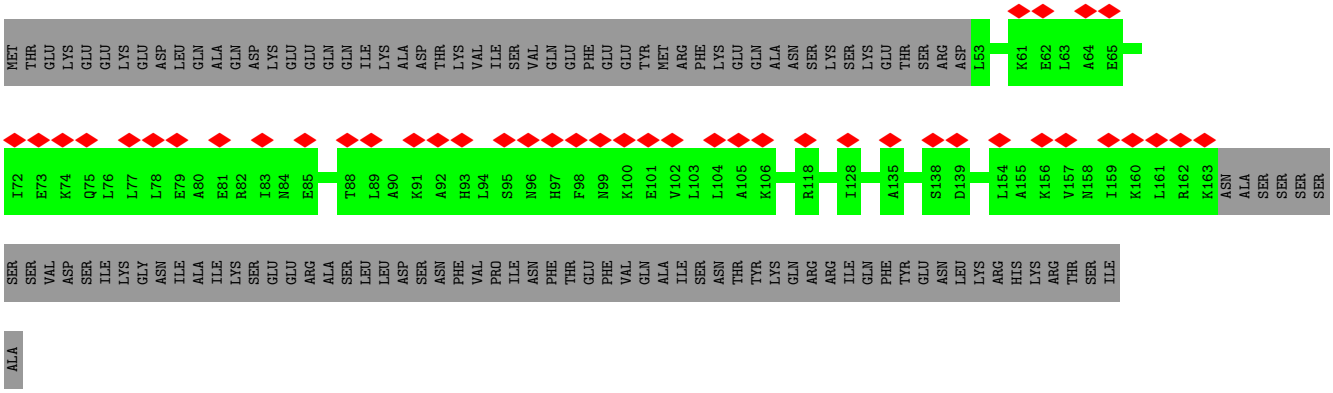

- Molecule 5: Scaffold protein

Chain fh:

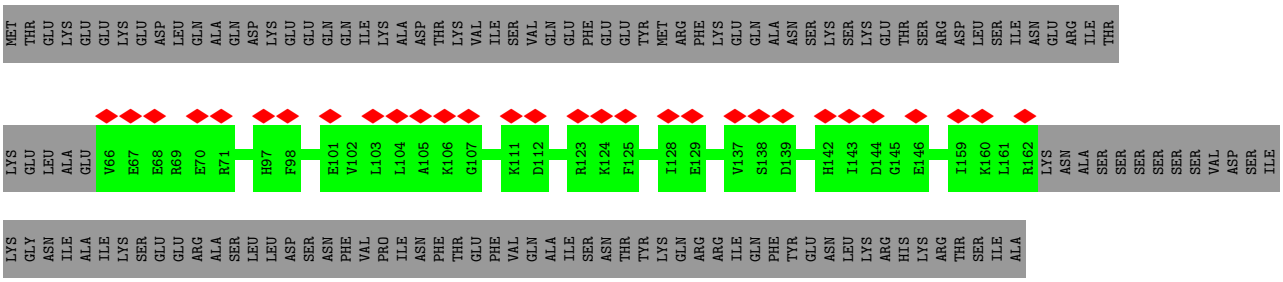

- Molecule 5: Scaffold protein

Chain fi:

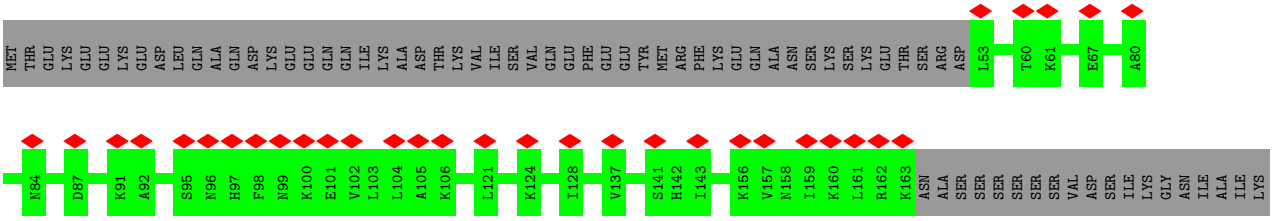

- Molecule 5: Scaffold protein

Chain fj:

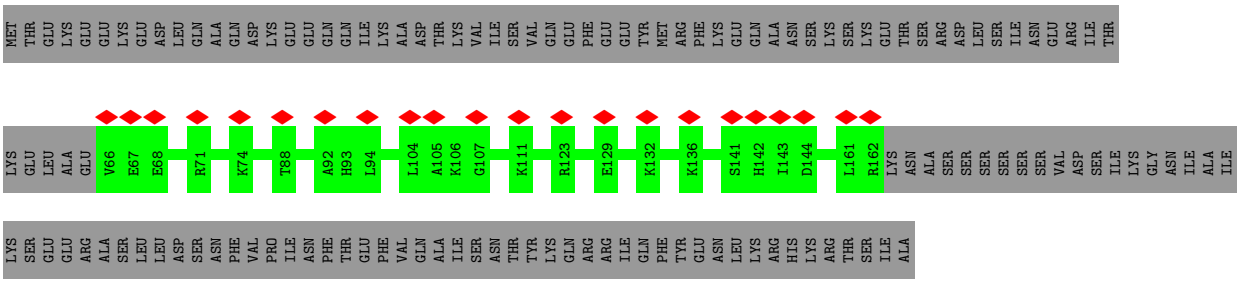

- Molecule 5: Scaffold protein

Chain fk:

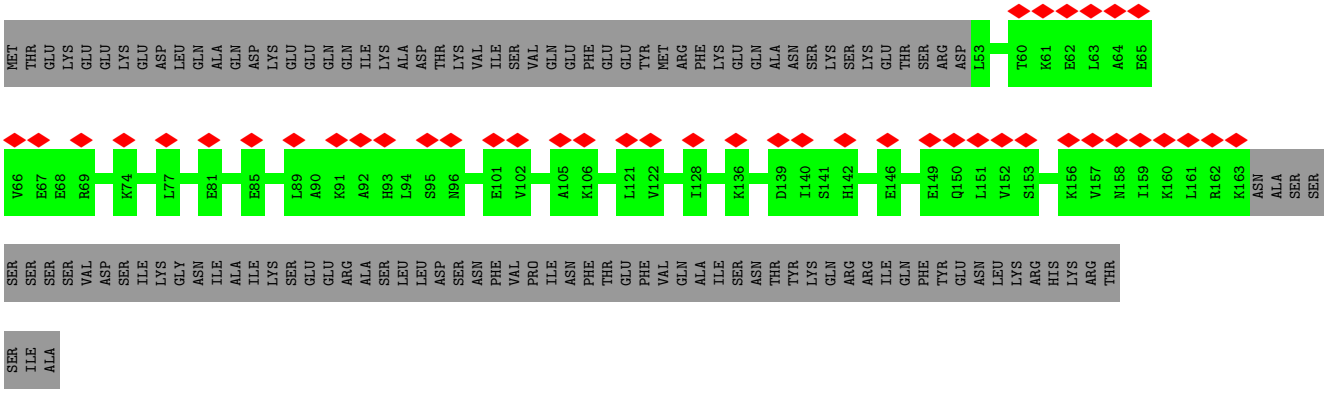

- Molecule 5: Scaffold protein

Chain fl:



- Molecule 5: Scaffold protein

Chain fm:

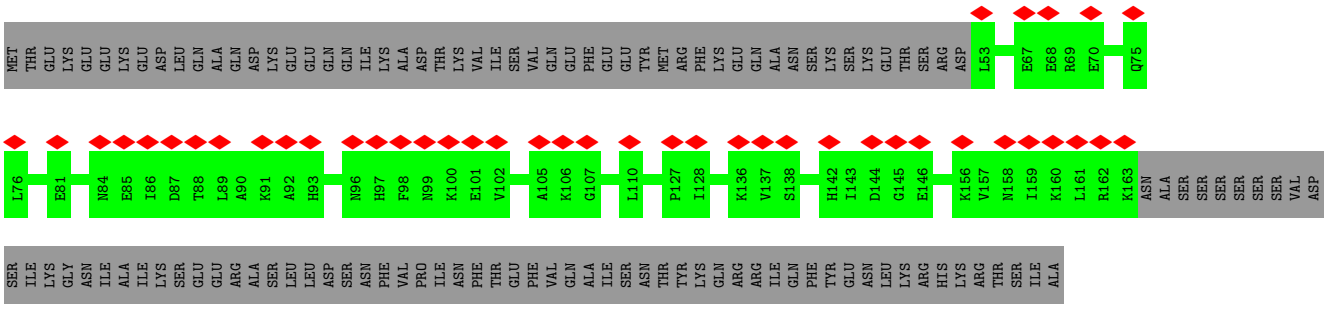

- Molecule 5: Scaffold protein

Chain fn:



- Molecule 5: Scaffold protein

Chain fo:

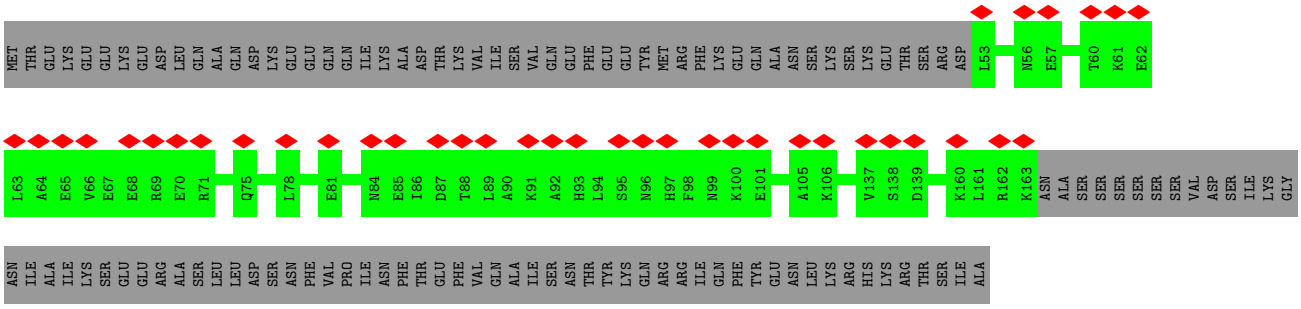

- Molecule 5: Scaffold protein

Chain fp:

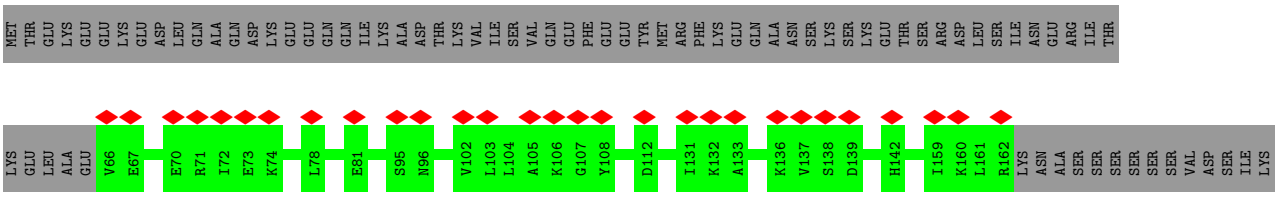

GLY ASN ILE ALA ILE LYS SER GLU GLU ARG ALA SER LEU LEU ASP SER ASN PHE VAL PRO ILE ASN PHE THR GLU GLU VAL GLN ALA ILE SER ASN THR TYR LYS GLN ARG ARG ILE GLN GLN PHE TYR GLU ASN LEU LYS ARG HIS LYS ARG THR SER ILE ALA

- Molecule 5: Scaffold protein

Chain fq:

MET THR GLU LYS GLU GLU LYS GLU ASP LEU GLN ALA GLN ASP LYS GLU GLU GLN GLN ILE LYS ALA ASP THR LYS VAL ILE SER VAL GLN GLU PHE GLU GLU TYR MET ARG PHE LYS GLU GLN ALA ASN SER LYS SER LYS GLU THR SER ARG ASP L53 R58 L63 A64 E65

E68 R69 E70 R71 I72 E73 K74 Q75 R82 L89 A90 K91 A92 S95 N96 H97 V102 L103 L104 A105 I128 E129 K136 V157 N158 I159 K160 L161 R162 K163 ASN ALA SER SER SER SER SER SER VAL ASP SER ILE LYS GLY ASN ILE ALA ILE LYS SER GLU GLU ARG

ALA SER LEU LEU ASP SER ASN PHE VAL PRO ILE ASN PHE THR GLU PHE VAL GLN ALA ILE SER ASN THR TYR LYS GLN ARG ARG ILE GLN PHE TYR GLU ASN LEU LYS ARG HIS LYS ARG THR SER ILE ALA

- Molecule 5: Scaffold protein

Chain fr:

MET THR GLU LYS GLU GLU LYS GLU ASP LEU GLN ALA GLN ASP LYS GLU GLU GLN GLN ILE LYS ALA ASP THR LYS VAL ILE SER VAL GLN GLU PHE GLU GLU TYR MET ARG PHE LYS GLU GLN ALA ASN SER LYS SER LYS GLU THR SER ARG ASP LEU SER ILE ASN GLU ARG ILE THR

LYS GLU LEU ALA GLU V66 K74 Q75 L78 E81 A90 N96 H97 A105 K106 G107 Y108 T109 I128 E129 Q130 I131 V137 S138 D139 H142 I143 D144 G145 E146 R162 LYS ASN ALA SER SER SER SER SER VAL ASP SER ILE LYS GLY ASN ILE ALA ILE

LYS SER GLU GLU ARG ALA SER LEU LEU ASP SER ASN PHE VAL PRO ILE ASN PHE THR GLU PHE VAL GLN ALA ILE SER ASN THR TYR LYS GLN ARG ARG ILE GLN PHE TYR GLU ASN LEU LYS ARG HIS LYS ARG THR SER ILE ALA

- Molecule 5: Scaffold protein

Chain fs:

MET THR GLU LYS GLU GLU LYS GLU ASP LEU GLN ALA GLN ASP LYS GLU GLU GLN GLN ILE LYS ALA ASP THR LYS VAL ILE SER VAL GLN GLU PHE GLU GLU TYR MET ARG PHE LYS GLU GLN ALA ASN SER LYS SER LYS GLU THR SER ARG ASP L53 I59 R69 E70 K74

L77 L78 E79 A80 E81 R82 I83 N84 E85 I86 D87 T88 K91 A92 H93 L94 S95 N96 H97 F98 N99 K100 E101 V102 K106 G107 Q115 A116 Q117 R118 L121 F125 E129 K132 A133 I134 H142 L148 E149 S153 K156 V157 N158 I159 K160 L161 R162 K163

ASN ALA SER SER SER SER SER VAL ASP SER ILE LYS GLY ASN ILE ALA ILE LYS SER GLU GLU ARG ALA SER LEU LEU ASP SER ASN PHE VAL PRO ILE ASN PHE THR GLU PHE VAL GLN ALA ILE SER ASN THR TYR LYS GLN ARG ARG ILE GLN PHE TYR GLU ASN LEU LYS ARG

HIS LYS ARG THR SER ILE ALA

- Molecule 5: Scaffold protein

Chain ft:

MET THR GLU LYS GLU GLU LYS GLU ASP LEU GLN ALA GLN ASP LYS GLU GLU GLN GLN ILE LYS ALA ASP THR LYS VAL ILE SER VAL GLN GLU PHE GLU GLU TYR MET ARG PHE LYS GLU GLN ALA ASN SER LYS SER LYS GLU THR SER ARG ASP LEU SER ILE ASN GLU ARG ILE THR



• Molecule 5: Scaffold protein

Chain fu:

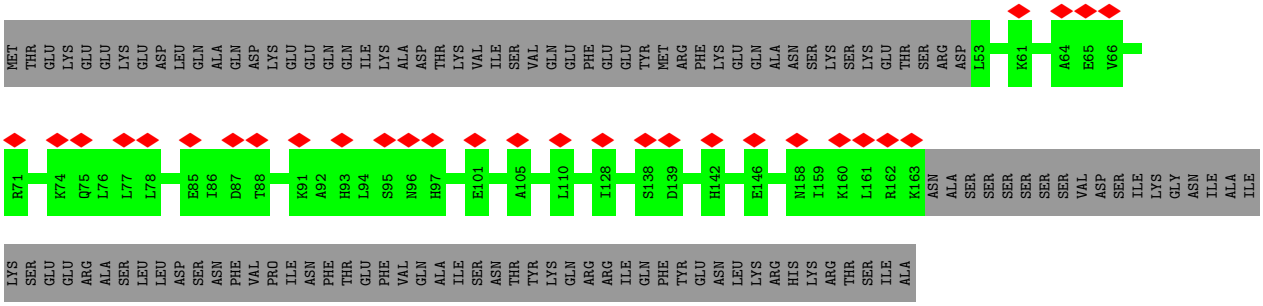

• Molecule 5: Scaffold protein

Chain fv:

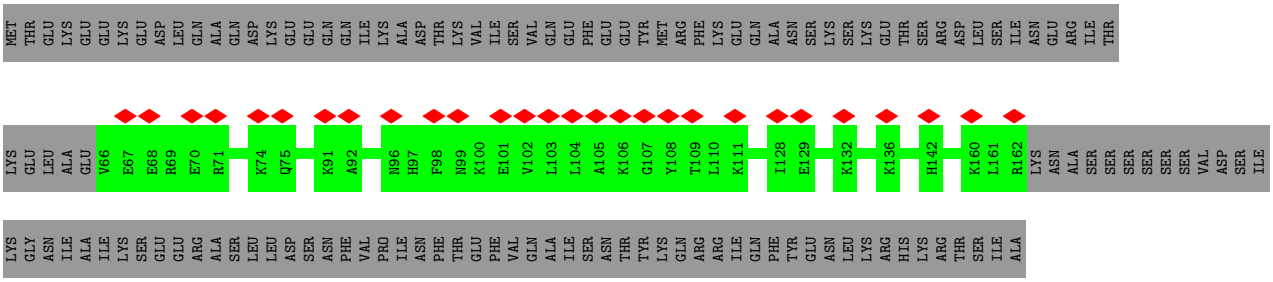

• Molecule 5: Scaffold protein

Chain fw:

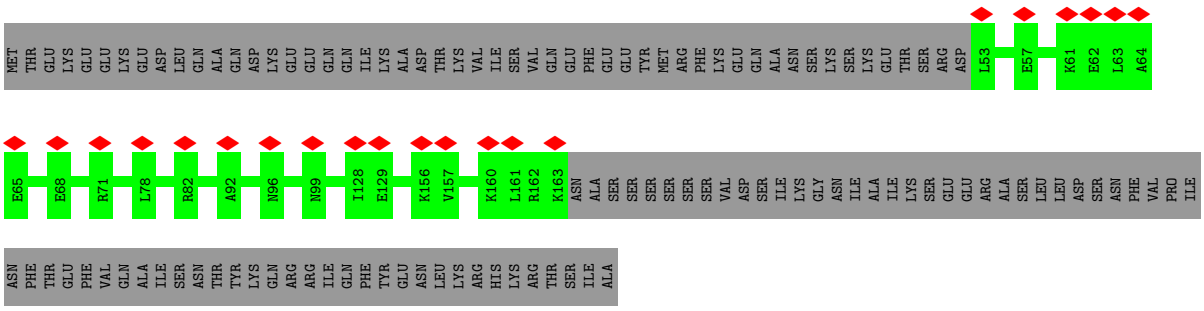

• Molecule 5: Scaffold protein

Chain fx:

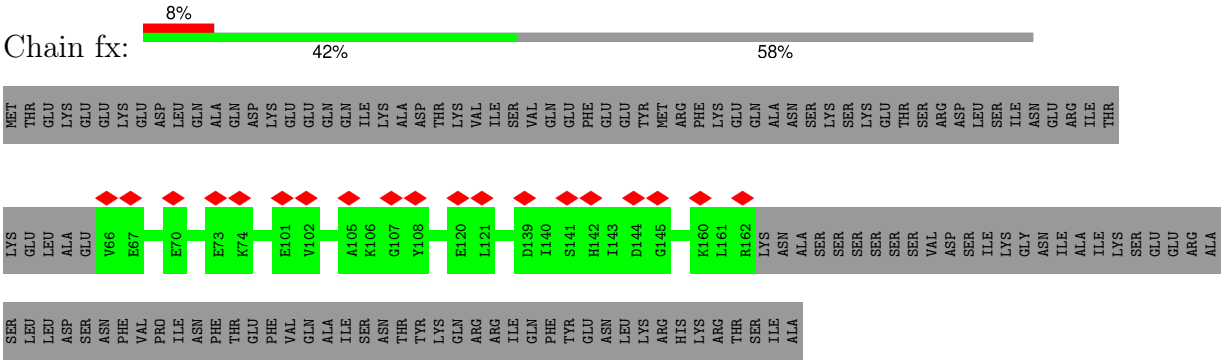

- Molecule 5: Scaffold protein

Chain fy:

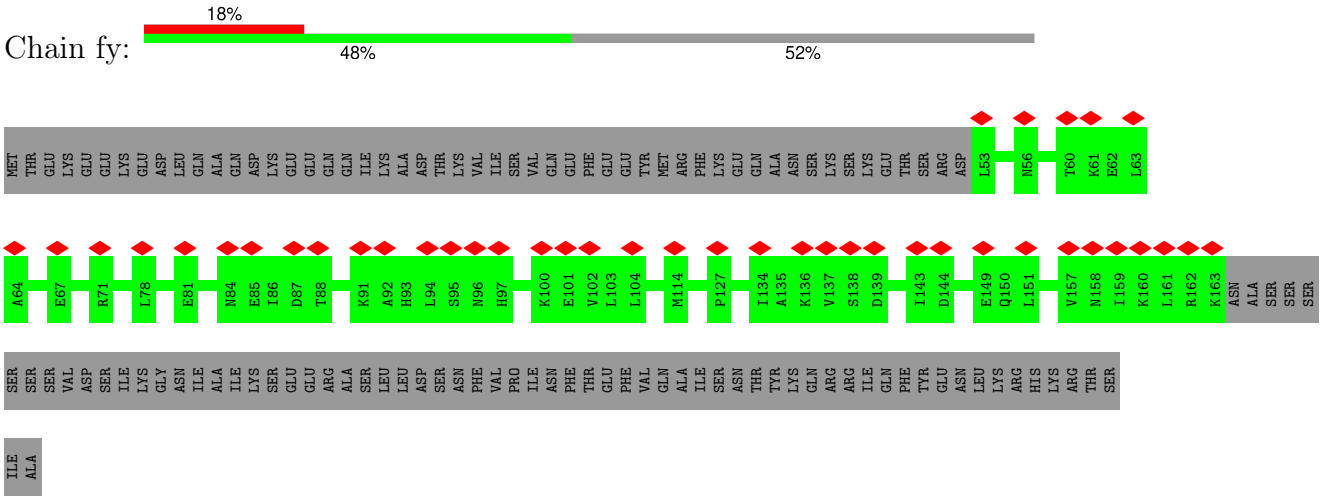

- Molecule 5: Scaffold protein

Chain fz:

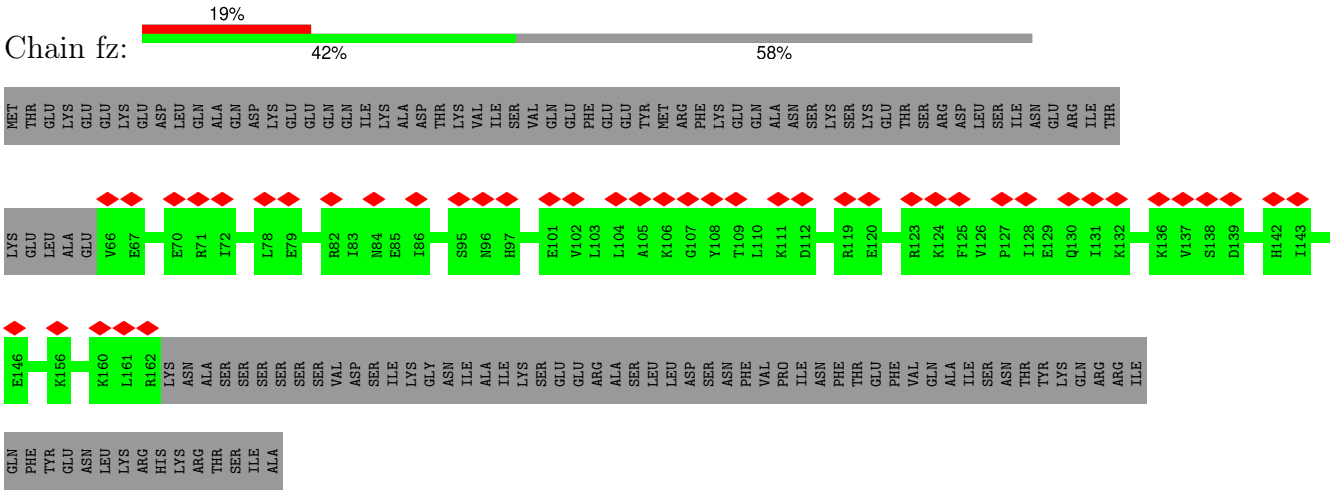

- Molecule 5: Scaffold protein

Chain gA:

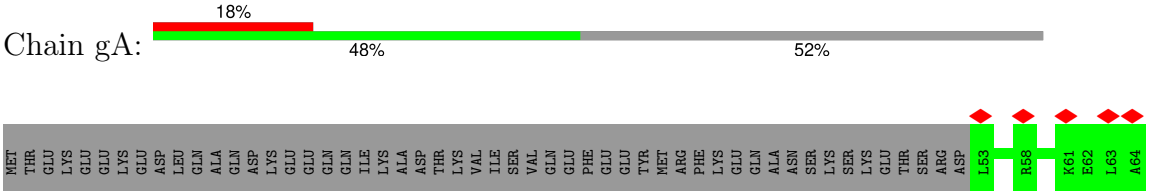

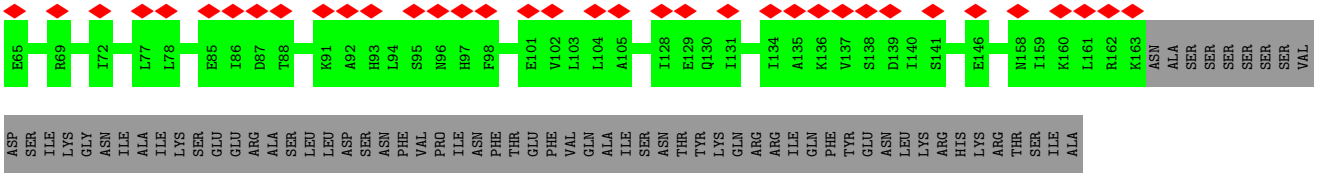

• Molecule 5: Scaffold protein

Chain gB:



• Molecule 5: Scaffold protein

Chain gC:



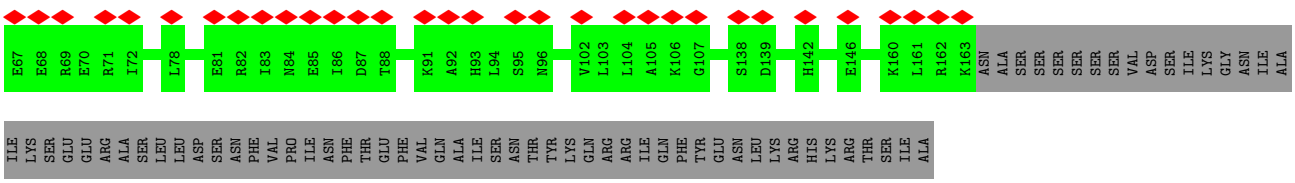

• Molecule 5: Scaffold protein

Chain gD:

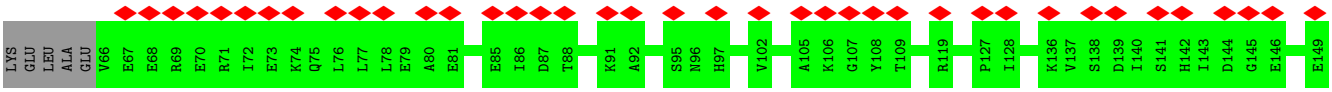

TYR GLU ASN LEU LYS ARG HIS LYS ARG THR SER ILE ALA

- Molecule 6: Putative phage portal protein

Chain Xx: 5% 82% 18%

MET CYS ASP LEU ARG LYS THR LYS LEU ILE ASP LYS I13 I98 V117 D118 Y124 K125 VAL LYS SER ASN ASN LYS ASN ASN SER LEU ASP A137 Y148 F166 F173 I184 L197 A203 LEU SER SER ALA THR THR SER LEU SER ALA LEU THR GLN SER ASN

ASN ASP ARG GLY SER GLY ILE LEU SER SER PHE LEU ARG LYS GLN ASN SER ASN ASN HIS SER LYS ASP ILE SER ASN LEU ARG ASN LEU ASN ASP SER LEU SER GLN E255 L256 A257 S261 N264 N265 E313 G322 R326 N394 F407

- Molecule 6: Putative phage portal protein

Chain Xy: 9% 89% 11%

MET CYS ASP LEU ARG LYS THR LYS LEU ILE ASP LYS I13 E30 A33 A46 A47 H48 L66 V83 K84 T85 K86 D87 T88 P95 V96 F104 V117 D118 Y124 K125 VAL LYS SER ASN ASN LYS ASN ASN SER LEU ASP A137 S143 I147 F166

I170 F173 D202 S205 S212 Q216 S217 N218 ASN ASP ARG GLY SER GLY ILE LEU SER SER PHE LEU ARG LYS GLN ASN SER ASN ASN HIS SER LYS D241 N244 L245 N264 F269 G319 N320 E338 T349 G353 L364 E395 F407

- Molecule 6: Putative phage portal protein

Chain Xz: 8% 85% 15%

MET CYS ASP LEU ARG LYS THR LYS LEU ILE ASP LYS I13 A33 A47 H48 D87 V96 N97 I98 E99 L100 F104 Y124 K125 VAL LYS SER ASN ASN LYS ASN ASN SER LEU ASP A137 K142 S143 Y148 I170 F173 Y177 L197 Q201 L204

L211 SER ALA LEU THR GLN SER ASN ASN ASP ARG GLY SER GLY ILE LEU SER SER PHE LEU ARG LYS GLN ASN SER ASN ASN HIS SER LYS ASP ILE SER ASN LEU ARG ASN LEU ASN ASP S251 L252 A257 R258 L259 K260 S261 N264 N265 L278 N320 R326 G353

S360 S391 F407

- Molecule 6: Putative phage portal protein

Chain YA: 6% 82% 18%

MET CYS ASP LEU ARG LYS THR LYS LEU ILE ASP LYS I13 K20 A33 E34 A46 A47 H48 P95 V96 N97 I98 F104 D114 K125 VAL LYS SER ASN ASN LYS ASN ASN SER LEU ASP A137 F166 F173 E181 I184 L197 D202 ALA LEU SER

SER ALA THR THR SER LEU SER ALA LEU THR GLN SER ASN ASN ASP ARG GLY SER GLY ILE LEU SER SER PHE LEU ARG LYS GLN ASN SER ASN ASN HIS SER LYS ASP ILE SER ASN LEU ARG ASN LEU ASN ASP SER L252 S253 Q254 N264 Q314 A315 R326 G353 L354 D355

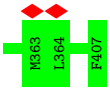

• Molecule 6: Putative phage portal protein

Chain YB:

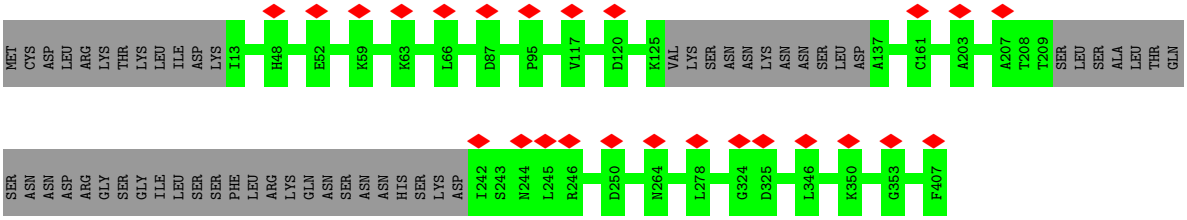

• Molecule 6: Putative phage portal protein

Chain YC:

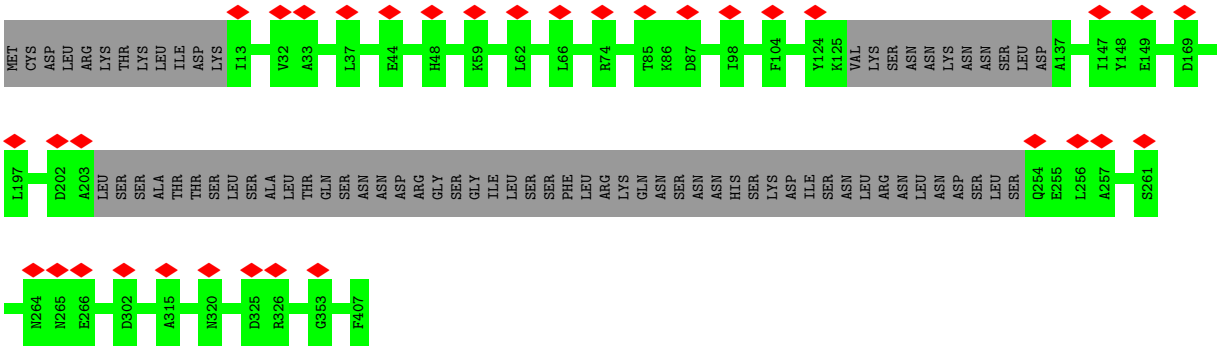

• Molecule 6: Putative phage portal protein

Chain YD:

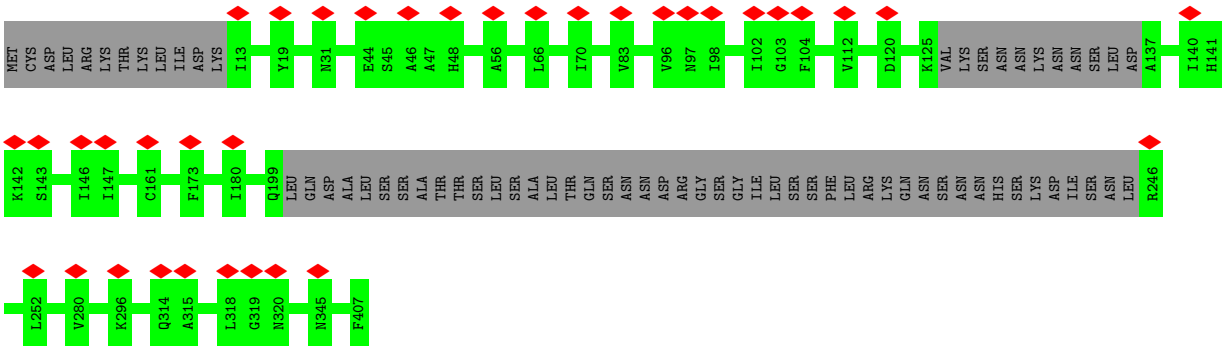

• Molecule 6: Putative phage portal protein

Chain YE:

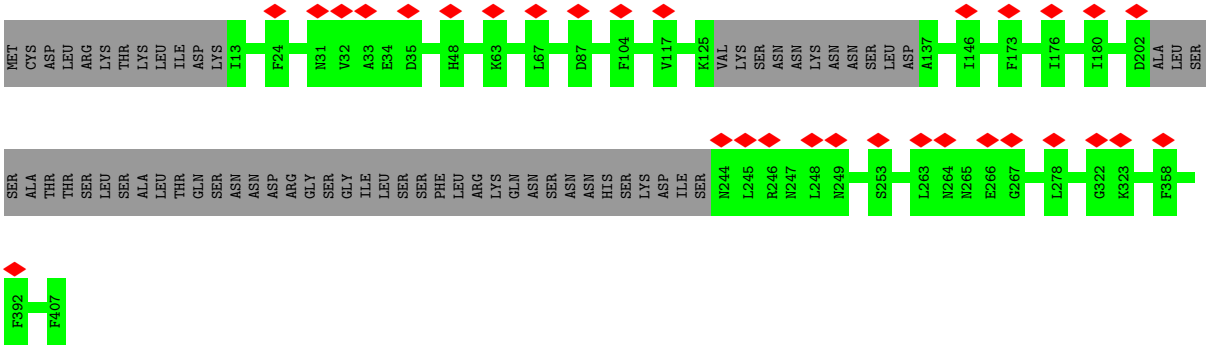

• Molecule 6: Putative phage portal protein

Chain YF:

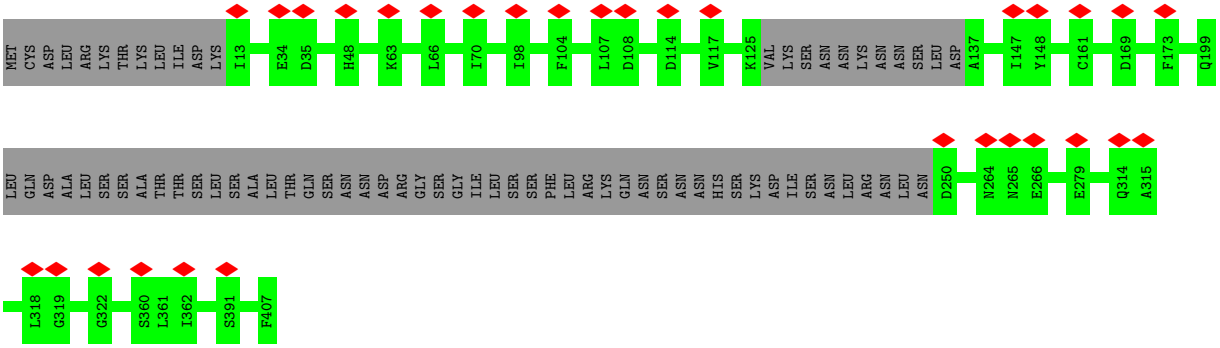

• Molecule 6: Putative phage portal protein

Chain YG:

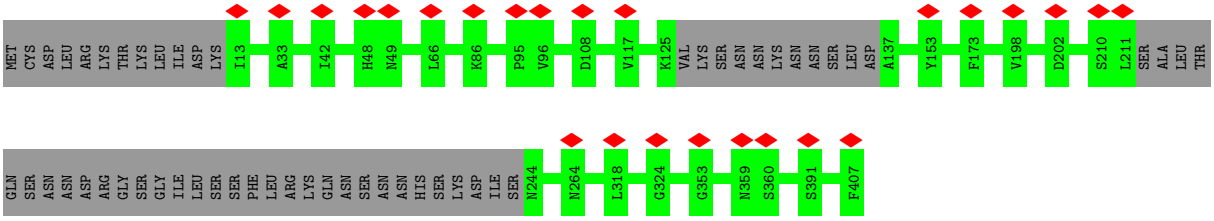

• Molecule 6: Putative phage portal protein

Chain YH:

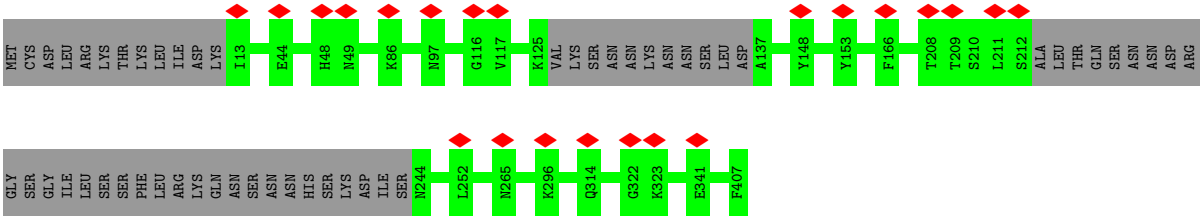

• Molecule 6: Putative phage portal protein

Chain YI:

90%
10%

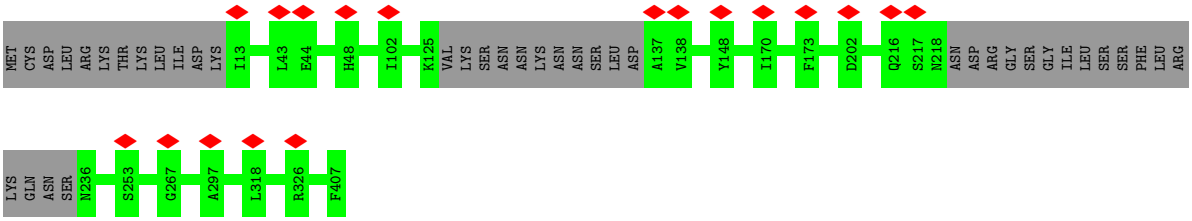
MET CYS ASP LEU ARG LYS THR LYS LEU ILE ASP LYS I13 L43 E44 H48 I102 K125 VAL LYS SER ASN ASN LYS ASN ASN SER LEU ASP A137 V138 Y148 I170 F173 D202 Q216 S217 N218 ASN ASP ARG GLY SER GLY ILE LEU SER SER PHE LEU ARG
LYS GLN ASN SER N236 S253 G267 A297 L318 R326 F407

4 Experimental information (i)

Property	Value	Source
EM reconstruction method	SINGLE PARTICLE	Depositor
Imposed symmetry	POINT, C1	Depositor
Number of particles used	5505	Depositor
Resolution determination method	FSC 0.143 CUT-OFF	Depositor
CTF correction method	PHASE FLIPPING AND AMPLITUDE CORRECTION	Depositor
Microscope	FEI TITAN KRIOS	Depositor
Voltage (kV)	300	Depositor
Electron dose ($e^-/Å^2$)	44	Depositor
Minimum defocus (nm)	500	Depositor
Maximum defocus (nm)	1800	Depositor
Magnification	165000	Depositor
Image detector	GATAN K3 (6k x 4k)	Depositor
Maximum map value	0.047	Depositor
Minimum map value	-0.021	Depositor
Average map value	0.000	Depositor
Map value standard deviation	0.002	Depositor
Recommended contour level	0.011	Depositor
Map size (Å)	1200.384, 1200.384, 1200.384	wwPDB
Map dimensions	720, 720, 720	wwPDB
Map angles (°)	90.0, 90.0, 90.0	wwPDB
Pixel spacing (Å)	1.6672001, 1.6672001, 1.6672001	Depositor

5 Model quality (i)

5.1 Standard geometry (i)

The Z score for a bond length (or angle) is the number of standard deviations the observed value is removed from the expected value. A bond length (or angle) with $|Z| > 5$ is considered an outlier worth inspection. RMSZ is the root-mean-square of all Z scores of the bond lengths (or angles).

Mol	Chain	Bond lengths		Bond angles	
		RMSZ	#|Z| >5	RMSZ	#|Z| >5
1	AA	0.27	0/2536	0.43	0/3428
1	AB	0.27	0/2558	0.42	0/3458
1	AC	0.27	0/2558	0.43	0/3458
1	AD	0.27	0/2536	0.43	0/3428
1	AE	0.27	0/2558	0.43	0/3458
1	AF	0.27	0/2558	0.42	0/3458
1	AG	0.27	0/2536	0.42	0/3428
1	AH	0.27	0/2558	0.44	0/3458
1	AI	0.27	0/2558	0.43	0/3458
1	AJ	0.27	0/2536	0.43	0/3428
1	AK	0.27	0/2558	0.43	0/3458
1	AL	0.27	0/2558	0.42	0/3458
1	AM	0.27	0/2536	0.42	0/3428
1	AN	0.27	0/2558	0.43	0/3458
1	AO	0.27	0/2558	0.43	0/3458
1	AP	0.27	0/2536	0.43	0/3428
1	AQ	0.27	0/2558	0.44	0/3458
1	AR	0.27	0/2558	0.42	0/3458
1	AS	0.26	0/2558	0.42	0/3458
1	AT	0.27	0/2558	0.43	0/3458
1	AU	0.26	0/2558	0.43	0/3458
1	AV	0.27	0/2558	0.43	0/3458
1	AW	0.26	0/2558	0.43	0/3458
1	AX	0.26	0/2558	0.43	0/3458
1	AY	0.26	0/2558	0.43	0/3458
1	AZ	0.26	0/2558	0.43	0/3458
1	Aa	0.26	0/2558	0.43	0/3458
1	Ab	0.26	0/2558	0.42	0/3458
1	Ac	0.26	0/2449	0.42	0/3309
1	Ad	0.27	0/2536	0.42	0/3428
1	Ae	0.26	0/2558	0.42	0/3458
1	Af	0.27	0/2558	0.42	0/3458
1	Ag	0.27	0/2536	0.42	0/3428
1	Ah	0.27	0/2558	0.43	0/3458

Mol	Chain	Bond lengths		Bond angles	
		RMSZ	#|Z| >5	RMSZ	#|Z| >5
1	Ai	0.27	0/2558	0.42	0/3458
1	Aj	0.27	0/2536	0.42	0/3428
1	Ak	0.27	0/2558	0.43	0/3458
1	Al	0.27	0/2558	0.42	0/3458
1	Am	0.27	0/2553	0.43	0/3450
1	An	0.27	0/2558	0.43	0/3458
1	Ao	0.27	0/2558	0.42	0/3458
1	Ap	0.27	0/2536	0.42	0/3428
1	Aq	0.27	0/2558	0.43	0/3458
1	Ar	0.28	0/2553	0.44	0/3450
1	As	0.27	0/2558	0.43	0/3458
1	At	0.27	0/2428	0.43	0/3281
1	Au	0.27	0/2558	0.43	0/3458
1	Av	0.27	0/2558	0.42	0/3458
1	Aw	0.26	0/2558	0.43	0/3458
1	Ax	0.26	0/2428	0.42	0/3281
1	Ay	0.26	0/2558	0.43	0/3458
1	Az	0.26	0/2558	0.42	0/3458
1	BA	0.26	0/2558	0.42	0/3458
1	BB	0.26	0/2558	0.42	0/3458
1	BC	0.26	0/2558	0.43	0/3458
1	BD	0.26	0/2558	0.42	0/3458
1	BE	0.26	0/2558	0.42	0/3458
1	BF	0.26	0/2558	0.42	0/3458
1	BG	0.26	0/2558	0.43	0/3458
1	BH	0.26	0/2558	0.42	0/3458
1	BI	0.26	0/2558	0.43	0/3458
1	BJ	0.27	0/2558	0.42	0/3458
1	BK	0.27	0/2558	0.43	0/3458
1	BL	0.26	0/2558	0.42	0/3458
1	BM	0.26	0/2558	0.43	0/3458
1	BN	0.26	0/2558	0.43	0/3458
1	BO	0.27	0/2558	0.42	0/3458
1	BP	0.26	0/2558	0.42	0/3458
1	BQ	0.26	0/2558	0.42	0/3458
1	BR	0.26	0/2558	0.43	0/3458
1	BS	0.26	0/2558	0.42	0/3458
1	BT	0.26	0/2558	0.42	0/3458
1	BU	0.26	0/2558	0.42	0/3458
1	BV	0.26	0/2558	0.43	0/3458
1	BW	0.26	0/2558	0.42	0/3458
1	BX	0.26	0/2558	0.43	0/3458
1	BY	0.26	0/2558	0.42	0/3458

Mol	Chain	Bond lengths		Bond angles	
		RMSZ	#|Z| >5	RMSZ	#|Z| >5
1	BZ	0.26	0/2558	0.42	0/3458
1	Ba	0.26	0/2558	0.42	0/3458
1	Bb	0.26	0/2558	0.42	0/3458
1	Bc	0.26	0/2558	0.43	0/3458
1	Bd	0.26	0/2558	0.42	0/3458
1	Be	0.26	0/2558	0.42	0/3458
1	Ep	0.27	0/2536	0.43	0/3428
1	Eq	0.27	0/2558	0.42	0/3458
1	Er	0.27	0/2558	0.43	0/3458
1	Es	0.27	0/2536	0.42	0/3428
1	Et	0.27	0/2558	0.43	0/3458
1	Eu	0.27	0/2558	0.42	0/3458
1	Ev	0.27	0/2536	0.42	0/3428
1	Ew	0.28	0/2558	0.44	0/3458
1	Ex	0.27	0/2558	0.43	0/3458
1	Ey	0.27	0/2536	0.43	0/3428
1	Ez	0.27	0/2558	0.43	0/3458
1	FA	0.27	0/2558	0.42	0/3458
1	FB	0.27	0/2536	0.42	0/3428
1	FC	0.27	0/2558	0.43	0/3458
1	FD	0.27	0/2558	0.43	0/3458
1	FE	0.27	0/2536	0.42	0/3428
1	FF	0.27	0/2558	0.44	0/3458
1	FG	0.27	0/2558	0.43	0/3458
1	FH	0.26	0/2558	0.42	0/3458
1	FI	0.27	0/2558	0.43	0/3458
1	FJ	0.26	0/2558	0.43	0/3458
1	FK	0.26	0/2558	0.43	0/3458
1	FL	0.26	0/2558	0.43	0/3458
1	FM	0.26	0/2558	0.43	0/3458
1	FN	0.26	0/2558	0.43	0/3458
1	FO	0.26	0/2558	0.43	0/3458
1	FP	0.26	0/2558	0.43	0/3458
1	FQ	0.26	0/2558	0.42	0/3458
1	FR	0.26	0/2449	0.42	0/3309
1	FS	0.27	0/2536	0.42	0/3428
1	FT	0.26	0/2558	0.42	0/3458
1	FU	0.27	0/2558	0.42	0/3458
1	FV	0.27	0/2536	0.42	0/3428
1	FW	0.27	0/2558	0.43	0/3458
1	FX	0.27	0/2558	0.42	0/3458
1	FY	0.27	0/2536	0.42	0/3428
1	FZ	0.27	0/2558	0.43	0/3458

Mol	Chain	Bond lengths		Bond angles	
		RMSZ	#|Z| >5	RMSZ	#|Z| >5
1	Fa	0.27	0/2558	0.42	0/3458
1	Fb	0.27	0/2553	0.43	0/3450
1	Fc	0.27	0/2558	0.43	0/3458
1	Fd	0.27	0/2558	0.42	0/3458
1	Fe	0.27	0/2536	0.42	0/3428
1	Ff	0.26	0/2558	0.43	0/3458
1	Fg	0.28	0/2553	0.44	0/3450
1	Fh	0.27	0/2558	0.43	0/3458
1	Fi	0.27	0/2428	0.43	0/3281
1	Fj	0.27	0/2558	0.43	0/3458
1	Fk	0.26	0/2558	0.42	0/3458
1	Fl	0.26	0/2558	0.43	0/3458
1	Fm	0.26	0/2428	0.42	0/3281
1	Fn	0.27	0/2558	0.43	0/3458
1	Fo	0.26	0/2558	0.42	0/3458
1	Fp	0.26	0/2558	0.42	0/3458
1	Fq	0.26	0/2558	0.42	0/3458
1	Fr	0.26	0/2558	0.43	0/3458
1	Fs	0.26	0/2558	0.42	0/3458
1	Ft	0.26	0/2558	0.42	0/3458
1	Fu	0.26	0/2558	0.42	0/3458
1	Fv	0.26	0/2558	0.43	0/3458
1	Fw	0.26	0/2558	0.42	0/3458
1	Fx	0.26	0/2558	0.43	0/3458
1	Fy	0.27	0/2558	0.42	0/3458
1	Fz	0.27	0/2558	0.43	0/3458
1	GA	0.26	0/2558	0.42	0/3458
1	GB	0.26	0/2558	0.43	0/3458
1	GC	0.26	0/2558	0.43	0/3458
1	GD	0.26	0/2558	0.42	0/3458
1	GE	0.26	0/2558	0.42	0/3458
1	GF	0.26	0/2558	0.42	0/3458
1	GG	0.26	0/2558	0.43	0/3458
1	GH	0.26	0/2558	0.42	0/3458
1	GI	0.26	0/2558	0.42	0/3458
1	GJ	0.26	0/2558	0.42	0/3458
1	GK	0.26	0/2558	0.43	0/3458
1	GL	0.26	0/2558	0.42	0/3458
1	GM	0.26	0/2558	0.43	0/3458
1	GN	0.26	0/2558	0.42	0/3458
1	GO	0.26	0/2558	0.42	0/3458
1	GP	0.26	0/2558	0.42	0/3458
1	GQ	0.26	0/2558	0.42	0/3458

Mol	Chain	Bond lengths		Bond angles	
		RMSZ	#|Z| >5	RMSZ	#|Z| >5
1	GR	0.26	0/2558	0.43	0/3458
1	GS	0.26	0/2558	0.42	0/3458
1	GT	0.26	0/2558	0.42	0/3458
1	Je	0.27	0/2536	0.43	0/3428
1	Jf	0.27	0/2558	0.42	0/3458
1	Jg	0.27	0/2558	0.42	0/3458
1	Jh	0.27	0/2536	0.42	0/3428
1	Ji	0.27	0/2558	0.43	0/3458
1	Jj	0.27	0/2558	0.42	0/3458
1	Jk	0.27	0/2536	0.42	0/3428
1	Jl	0.28	0/2558	0.44	0/3458
1	Jm	0.27	0/2558	0.43	0/3458
1	Jn	0.27	0/2536	0.43	0/3428
1	Jo	0.27	0/2558	0.43	0/3458
1	Jp	0.27	0/2558	0.42	0/3458
1	Jq	0.27	0/2536	0.42	0/3428
1	Jr	0.27	0/2558	0.43	0/3458
1	Js	0.27	0/2558	0.43	0/3458
1	Jt	0.27	0/2536	0.42	0/3428
1	Ju	0.27	0/2558	0.44	0/3458
1	Jv	0.27	0/2558	0.43	0/3458
1	Jw	0.26	0/2558	0.42	0/3458
1	Jx	0.27	0/2558	0.43	0/3458
1	Jy	0.26	0/2558	0.43	0/3458
1	Jz	0.26	0/2558	0.43	0/3458
1	KA	0.26	0/2558	0.43	0/3458
1	KB	0.26	0/2558	0.43	0/3458
1	KC	0.26	0/2558	0.43	0/3458
1	KD	0.26	0/2558	0.43	0/3458
1	KE	0.26	0/2558	0.43	0/3458
1	KF	0.26	0/2558	0.42	0/3458
1	KG	0.27	0/2449	0.42	0/3309
1	KH	0.27	0/2536	0.42	0/3428
1	KI	0.26	0/2558	0.42	0/3458
1	KJ	0.27	0/2558	0.42	0/3458
1	KK	0.27	0/2536	0.42	0/3428
1	KL	0.27	0/2558	0.43	0/3458
1	KM	0.27	0/2558	0.42	0/3458
1	KN	0.27	0/2536	0.42	0/3428
1	KO	0.26	0/2558	0.43	0/3458
1	KP	0.27	0/2558	0.42	0/3458
1	KQ	0.27	0/2553	0.43	0/3450
1	KR	0.27	0/2558	0.43	0/3458

Mol	Chain	Bond lengths		Bond angles	
		RMSZ	#|Z| >5	RMSZ	#|Z| >5
1	KS	0.27	0/2558	0.42	0/3458
1	KT	0.27	0/2536	0.42	0/3428
1	KU	0.27	0/2558	0.43	0/3458
1	KV	0.27	0/2553	0.44	0/3450
1	KW	0.27	0/2558	0.43	0/3458
1	KX	0.27	0/2428	0.43	0/3281
1	KY	0.27	0/2558	0.43	0/3458
1	KZ	0.26	0/2558	0.42	0/3458
1	Ka	0.27	0/2558	0.43	0/3458
1	Kb	0.26	0/2428	0.42	0/3281
1	Kc	0.26	0/2558	0.43	0/3458
1	Kd	0.26	0/2558	0.42	0/3458
1	Ke	0.26	0/2558	0.42	0/3458
1	Kf	0.26	0/2558	0.42	0/3458
1	Kg	0.26	0/2558	0.43	0/3458
1	Kh	0.26	0/2558	0.42	0/3458
1	Ki	0.26	0/2558	0.42	0/3458
1	Kj	0.26	0/2558	0.42	0/3458
1	Kk	0.26	0/2558	0.43	0/3458
1	Kl	0.26	0/2558	0.42	0/3458
1	Km	0.26	0/2558	0.43	0/3458
1	Kn	0.27	0/2558	0.42	0/3458
1	Ko	0.27	0/2558	0.43	0/3458
1	Kp	0.26	0/2558	0.42	0/3458
1	Kq	0.26	0/2558	0.43	0/3458
1	Kr	0.26	0/2558	0.43	0/3458
1	Ks	0.26	0/2558	0.42	0/3458
1	Kt	0.26	0/2558	0.42	0/3458
1	Ku	0.26	0/2558	0.42	0/3458
1	Kv	0.26	0/2558	0.43	0/3458
1	Kw	0.26	0/2558	0.42	0/3458
1	Kx	0.26	0/2558	0.42	0/3458
1	Ky	0.26	0/2558	0.42	0/3458
1	Kz	0.26	0/2558	0.43	0/3458
1	LA	0.26	0/2558	0.42	0/3458
1	LB	0.26	0/2558	0.43	0/3458
1	LC	0.26	0/2558	0.42	0/3458
1	LD	0.26	0/2558	0.42	0/3458
1	LE	0.26	0/2558	0.42	0/3458
1	LF	0.26	0/2558	0.42	0/3458
1	LG	0.26	0/2558	0.43	0/3458
1	LH	0.26	0/2558	0.42	0/3458
1	LI	0.26	0/2558	0.42	0/3458

Mol	Chain	Bond lengths		Bond angles	
		RMSZ	#|Z| >5	RMSZ	#|Z| >5
1	OT	0.27	0/2536	0.43	0/3428
1	OU	0.27	0/2558	0.42	0/3458
1	OV	0.27	0/2558	0.43	0/3458
1	OW	0.27	0/2536	0.42	0/3428
1	OX	0.27	0/2558	0.43	0/3458
1	OY	0.27	0/2558	0.42	0/3458
1	OZ	0.27	0/2536	0.42	0/3428
1	Oa	0.27	0/2558	0.44	0/3458
1	Ob	0.27	0/2558	0.43	0/3458
1	Oc	0.27	0/2536	0.43	0/3428
1	Od	0.27	0/2558	0.43	0/3458
1	Oe	0.27	0/2558	0.42	0/3458
1	Of	0.27	0/2536	0.42	0/3428
1	Og	0.27	0/2558	0.43	0/3458
1	Oh	0.27	0/2558	0.43	0/3458
1	Oi	0.27	0/2536	0.42	0/3428
1	Oj	0.27	0/2558	0.44	0/3458
1	Ok	0.27	0/2558	0.43	0/3458
1	Ol	0.26	0/2558	0.42	0/3458
1	Om	0.27	0/2558	0.43	0/3458
1	On	0.27	0/2558	0.43	0/3458
1	Oo	0.26	0/2558	0.43	0/3458
1	Op	0.26	0/2558	0.43	0/3458
1	Oq	0.26	0/2558	0.43	0/3458
1	Or	0.26	0/2558	0.43	0/3458
1	Os	0.26	0/2558	0.43	0/3458
1	Ot	0.26	0/2558	0.43	0/3458
1	Ou	0.26	0/2558	0.42	0/3458
1	Ov	0.26	0/2449	0.42	0/3309
1	Ow	0.27	0/2536	0.42	0/3428
1	Ox	0.26	0/2558	0.42	0/3458
1	Oy	0.27	0/2558	0.42	0/3458
1	Oz	0.27	0/2536	0.42	0/3428
1	PA	0.27	0/2558	0.43	0/3458
1	PB	0.27	0/2558	0.42	0/3458
1	PC	0.27	0/2536	0.42	0/3428
1	PD	0.27	0/2558	0.43	0/3458
1	PE	0.27	0/2558	0.42	0/3458
1	PF	0.27	0/2553	0.43	0/3450
1	PG	0.27	0/2558	0.43	0/3458
1	PH	0.27	0/2558	0.42	0/3458
1	PI	0.27	0/2536	0.42	0/3428
1	PJ	0.26	0/2558	0.43	0/3458

Mol	Chain	Bond lengths		Bond angles	
		RMSZ	#|Z| >5	RMSZ	#|Z| >5
1	PK	0.28	0/2553	0.44	0/3450
1	PL	0.27	0/2558	0.43	0/3458
1	PM	0.27	0/2428	0.43	0/3281
1	PN	0.27	0/2558	0.43	0/3458
1	PO	0.27	0/2558	0.42	0/3458
1	PP	0.26	0/2558	0.43	0/3458
1	PQ	0.26	0/2428	0.42	0/3281
1	PR	0.26	0/2558	0.43	0/3458
1	PS	0.26	0/2558	0.42	0/3458
1	PT	0.26	0/2558	0.42	0/3458
1	PU	0.26	0/2558	0.42	0/3458
1	PV	0.26	0/2558	0.43	0/3458
1	PW	0.26	0/2558	0.42	0/3458
1	PX	0.26	0/2558	0.42	0/3458
1	PY	0.26	0/2558	0.42	0/3458
1	PZ	0.26	0/2558	0.43	0/3458
1	Pa	0.26	0/2558	0.42	0/3458
1	Pb	0.26	0/2558	0.43	0/3458
1	Pc	0.27	0/2558	0.42	0/3458
1	Pd	0.27	0/2558	0.43	0/3458
1	Pe	0.26	0/2558	0.42	0/3458
1	Pf	0.26	0/2558	0.43	0/3458
1	Pg	0.26	0/2558	0.43	0/3458
1	Ph	0.26	0/2558	0.42	0/3458
1	Pi	0.26	0/2558	0.42	0/3458
1	Pj	0.26	0/2558	0.42	0/3458
1	Pk	0.26	0/2558	0.43	0/3458
1	Pl	0.26	0/2558	0.42	0/3458
1	Pm	0.26	0/2558	0.42	0/3458
1	Pn	0.26	0/2558	0.42	0/3458
1	Po	0.26	0/2558	0.42	0/3458
1	Pp	0.26	0/2558	0.42	0/3458
1	Pq	0.26	0/2558	0.43	0/3458
1	Pr	0.26	0/2558	0.42	0/3458
1	Ps	0.26	0/2558	0.42	0/3458
1	Pt	0.26	0/2558	0.42	0/3458
1	Pu	0.26	0/2558	0.42	0/3458
1	Pv	0.26	0/2558	0.43	0/3458
1	Pw	0.26	0/2558	0.42	0/3458
1	Px	0.26	0/2558	0.42	0/3458
1	TI	0.27	0/2536	0.43	0/3428
1	TJ	0.27	0/2558	0.42	0/3458
1	TK	0.27	0/2558	0.42	0/3458

Mol	Chain	Bond lengths		Bond angles	
		RMSZ	#|Z| >5	RMSZ	#|Z| >5
1	TL	0.27	0/2536	0.42	0/3428
1	TM	0.27	0/2558	0.43	0/3458
1	TN	0.27	0/2558	0.42	0/3458
1	TO	0.27	0/2536	0.42	0/3428
1	TP	0.27	0/2558	0.44	0/3458
1	TQ	0.27	0/2558	0.43	0/3458
1	TR	0.27	0/2536	0.43	0/3428
1	TS	0.26	0/2558	0.43	0/3458
1	TT	0.27	0/2558	0.42	0/3458
1	TU	0.27	0/2536	0.42	0/3428
1	TV	0.27	0/2558	0.43	0/3458
1	TW	0.27	0/2558	0.43	0/3458
1	TX	0.27	0/2536	0.43	0/3428
1	TY	0.27	0/2558	0.44	0/3458
1	TZ	0.27	0/2558	0.42	0/3458
1	Ta	0.26	0/2558	0.42	0/3458
1	Tb	0.27	0/2558	0.43	0/3458
1	Tc	0.26	0/2558	0.43	0/3458
1	Td	0.26	0/2558	0.43	0/3458
1	Te	0.26	0/2558	0.43	0/3458
1	Tf	0.26	0/2558	0.43	0/3458
1	Tg	0.26	0/2558	0.43	0/3458
1	Th	0.26	0/2558	0.43	0/3458
1	Ti	0.26	0/2558	0.43	0/3458
1	Tj	0.26	0/2558	0.42	0/3458
1	Tk	0.26	0/2449	0.42	0/3309
1	Tl	0.27	0/2536	0.42	0/3428
1	Tm	0.26	0/2558	0.42	0/3458
1	Tn	0.27	0/2558	0.42	0/3458
1	To	0.27	0/2536	0.42	0/3428
1	Tp	0.27	0/2558	0.42	0/3458
1	Tq	0.27	0/2558	0.42	0/3458
1	Tr	0.27	0/2536	0.42	0/3428
1	Ts	0.26	0/2558	0.43	0/3458
1	Tt	0.27	0/2558	0.42	0/3458
1	Tu	0.27	0/2553	0.43	0/3450
1	Tv	0.27	0/2558	0.43	0/3458
1	Tw	0.27	0/2558	0.42	0/3458
1	Tx	0.27	0/2536	0.42	0/3428
1	Ty	0.27	0/2558	0.43	0/3458
1	Tz	0.28	0/2553	0.44	0/3450
1	UA	0.27	0/2558	0.43	0/3458
1	UB	0.27	0/2428	0.43	0/3281

Mol	Chain	Bond lengths		Bond angles	
		RMSZ	#|Z| >5	RMSZ	#|Z| >5
1	UC	0.27	0/2558	0.43	0/3458
1	UD	0.27	0/2558	0.42	0/3458
1	UE	0.26	0/2558	0.43	0/3458
1	UF	0.26	0/2428	0.42	0/3281
1	UG	0.27	0/2558	0.43	0/3458
1	UH	0.26	0/2558	0.42	0/3458
1	UI	0.26	0/2558	0.42	0/3458
1	UJ	0.26	0/2558	0.42	0/3458
1	UK	0.26	0/2558	0.43	0/3458
1	UL	0.26	0/2558	0.42	0/3458
1	UM	0.26	0/2558	0.42	0/3458
1	UN	0.26	0/2558	0.42	0/3458
1	UO	0.26	0/2558	0.43	0/3458
1	UP	0.26	0/2558	0.42	0/3458
1	UQ	0.26	0/2558	0.43	0/3458
1	UR	0.26	0/2558	0.42	0/3458
1	US	0.27	0/2558	0.43	0/3458
1	UT	0.26	0/2558	0.42	0/3458
1	UU	0.26	0/2558	0.42	0/3458
1	UV	0.26	0/2558	0.43	0/3458
1	UW	0.26	0/2558	0.42	0/3458
1	UX	0.26	0/2558	0.42	0/3458
1	UY	0.26	0/2558	0.42	0/3458
1	UZ	0.26	0/2558	0.43	0/3458
1	Ua	0.26	0/2558	0.42	0/3458
1	Ub	0.26	0/2558	0.42	0/3458
1	Uc	0.26	0/2558	0.42	0/3458
1	Ud	0.26	0/2558	0.43	0/3458
1	Ue	0.26	0/2558	0.42	0/3458
1	Uf	0.26	0/2558	0.43	0/3458
1	Ug	0.26	0/2558	0.42	0/3458
1	Uh	0.26	0/2558	0.42	0/3458
1	Ui	0.26	0/2558	0.42	0/3458
1	Uj	0.26	0/2558	0.42	0/3458
1	Uk	0.26	0/2558	0.43	0/3458
1	Ul	0.26	0/2558	0.42	0/3458
1	Um	0.26	0/2558	0.42	0/3458
2	Bf	0.27	0/1195	0.46	0/1608
2	Bg	0.27	0/1177	0.45	0/1583
2	Bh	0.27	0/1190	0.45	0/1601
2	Bi	0.27	0/1182	0.46	0/1590
2	Bj	0.27	0/1190	0.45	0/1601
2	Bk	0.27	0/1182	0.45	0/1590

Mol	Chain	Bond lengths		Bond angles	
		RMSZ	#|Z| >5	RMSZ	#|Z| >5
2	Bl	0.27	0/1190	0.46	0/1601
2	Bm	0.27	0/1187	0.45	0/1597
2	Bn	0.27	0/1190	0.45	0/1601
2	Bo	0.27	0/1182	0.45	0/1590
2	Bp	0.27	0/1182	0.45	0/1590
2	Bq	0.27	0/1177	0.45	0/1583
2	Br	0.27	0/1190	0.45	0/1601
2	Bs	0.28	0/1306	0.47	0/1755
2	Bt	0.27	0/1190	0.45	0/1601
2	Bu	0.26	0/1178	0.44	0/1586
2	Bv	0.27	0/1182	0.44	0/1590
2	Bw	0.27	0/1178	0.45	0/1586
2	Bx	0.26	0/1216	0.45	0/1637
2	By	0.26	0/1165	0.44	0/1568
2	Bz	0.27	0/1190	0.46	0/1601
2	CA	0.25	0/931	0.45	0/1252
2	CB	0.26	0/1216	0.45	0/1637
2	CC	0.27	0/1181	0.45	0/1590
2	CD	0.28	0/1229	0.47	0/1655
2	CE	0.27	0/1212	0.45	0/1633
2	CF	0.27	0/1190	0.45	0/1601
2	CG	0.26	0/1356	0.45	0/1823
2	CH	0.27	0/1182	0.45	0/1590
2	CI	0.26	0/1207	0.45	0/1626
2	CJ	0.27	0/1293	0.44	0/1737
2	CK	0.26	0/1306	0.44	0/1755
2	CL	0.27	0/1177	0.45	0/1583
2	CM	0.26	0/1190	0.45	0/1601
2	CN	0.27	0/1182	0.44	0/1590
2	CO	0.26	0/1322	0.44	0/1776
2	CP	0.26	0/1178	0.45	0/1586
2	CQ	0.26	0/1216	0.45	0/1637
2	CR	0.27	0/1165	0.44	0/1568
2	CS	0.27	0/1190	0.45	0/1601
2	CT	0.26	0/1178	0.45	0/1586
2	CU	0.26	0/1216	0.45	0/1637
2	CV	0.27	0/1165	0.44	0/1568
2	CW	0.26	0/1190	0.45	0/1601
2	CX	0.26	0/1178	0.45	0/1586
2	CY	0.26	0/1216	0.44	0/1637
2	CZ	0.27	0/1165	0.44	0/1568
2	Ca	0.26	0/1190	0.45	0/1601
2	Cb	0.27	0/1178	0.45	0/1586

Mol	Chain	Bond lengths		Bond angles	
		RMSZ	#|Z| >5	RMSZ	#|Z| >5
2	Cc	0.26	0/1216	0.45	0/1637
2	Cd	0.26	0/1165	0.44	0/1568
2	Ce	0.27	0/1190	0.46	0/1601
2	Cf	0.27	0/1178	0.46	0/1586
2	Cg	0.26	0/1216	0.45	0/1637
2	Ch	0.27	0/1165	0.45	0/1568
2	Ci	0.27	0/1190	0.46	0/1601
2	GU	0.27	0/1195	0.46	0/1608
2	GV	0.27	0/1177	0.45	0/1583
2	GW	0.27	0/1190	0.45	0/1601
2	GX	0.27	0/1182	0.46	0/1590
2	GY	0.27	0/1190	0.45	0/1601
2	GZ	0.27	0/1182	0.45	0/1590
2	Ga	0.27	0/1190	0.46	0/1601
2	Gb	0.27	0/1187	0.45	0/1597
2	Gc	0.27	0/1190	0.45	0/1601
2	Gd	0.27	0/1182	0.45	0/1590
2	Ge	0.27	0/1182	0.45	0/1590
2	Gf	0.27	0/1177	0.45	0/1583
2	Gg	0.27	0/1190	0.45	0/1601
2	Gh	0.28	0/1306	0.47	0/1755
2	Gi	0.27	0/1190	0.45	0/1601
2	Gj	0.26	0/1178	0.44	0/1586
2	Gk	0.26	0/1182	0.44	0/1590
2	Gl	0.26	0/1178	0.45	0/1586
2	Gm	0.26	0/1216	0.45	0/1637
2	Gn	0.27	0/1165	0.44	0/1568
2	Go	0.26	0/1190	0.46	0/1601
2	Gp	0.25	0/931	0.45	0/1252
2	Gq	0.27	0/1216	0.45	0/1637
2	Gr	0.27	0/1181	0.45	0/1590
2	Gs	0.28	0/1229	0.47	0/1655
2	Gt	0.27	0/1212	0.45	0/1633
2	Gu	0.27	0/1190	0.44	0/1601
2	Gv	0.26	0/1356	0.45	0/1823
2	Gw	0.26	0/1182	0.45	0/1590
2	Gx	0.26	0/1207	0.45	0/1626
2	Gy	0.26	0/1293	0.44	0/1737
2	Gz	0.26	0/1306	0.44	0/1755
2	HA	0.27	0/1177	0.45	0/1583
2	HB	0.26	0/1190	0.45	0/1601
2	HC	0.27	0/1182	0.44	0/1590
2	HD	0.26	0/1322	0.45	0/1776

Mol	Chain	Bond lengths		Bond angles	
		RMSZ	#|Z| >5	RMSZ	#|Z| >5
2	HE	0.26	0/1178	0.45	0/1586
2	HF	0.26	0/1216	0.45	0/1637
2	HG	0.27	0/1165	0.44	0/1568
2	HH	0.27	0/1190	0.45	0/1601
2	HI	0.26	0/1178	0.45	0/1586
2	HJ	0.26	0/1216	0.45	0/1637
2	HK	0.27	0/1165	0.44	0/1568
2	HL	0.26	0/1190	0.45	0/1601
2	HM	0.26	0/1178	0.45	0/1586
2	HN	0.26	0/1216	0.44	0/1637
2	HO	0.27	0/1165	0.44	0/1568
2	HP	0.26	0/1190	0.45	0/1601
2	HQ	0.27	0/1178	0.45	0/1586
2	HR	0.26	0/1216	0.45	0/1637
2	HS	0.27	0/1165	0.44	0/1568
2	HT	0.27	0/1190	0.46	0/1601
2	HU	0.27	0/1178	0.46	0/1586
2	HV	0.26	0/1216	0.45	0/1637
2	HW	0.27	0/1165	0.45	0/1568
2	HX	0.27	0/1190	0.46	0/1601
2	LJ	0.27	0/1195	0.46	0/1608
2	LK	0.27	0/1177	0.45	0/1583
2	LL	0.27	0/1190	0.45	0/1601
2	LM	0.27	0/1182	0.46	0/1590
2	LN	0.27	0/1190	0.45	0/1601
2	LO	0.27	0/1182	0.45	0/1590
2	LP	0.27	0/1190	0.46	0/1601
2	LQ	0.27	0/1187	0.45	0/1597
2	LR	0.27	0/1190	0.45	0/1601
2	LS	0.27	0/1182	0.46	0/1590
2	LT	0.26	0/1182	0.45	0/1590
2	LU	0.27	0/1177	0.45	0/1583
2	LV	0.27	0/1190	0.45	0/1601
2	LW	0.28	0/1306	0.47	0/1755
2	LX	0.27	0/1190	0.45	0/1601
2	LY	0.27	0/1178	0.44	0/1586
2	LZ	0.27	0/1182	0.44	0/1590
2	La	0.27	0/1178	0.44	0/1586
2	Lb	0.26	0/1216	0.45	0/1637
2	Lc	0.26	0/1165	0.44	0/1568
2	Ld	0.27	0/1190	0.46	0/1601
2	Le	0.25	0/931	0.45	0/1252
2	Lf	0.27	0/1216	0.45	0/1637

Mol	Chain	Bond lengths		Bond angles	
		RMSZ	#|Z| >5	RMSZ	#|Z| >5
2	Lg	0.27	0/1181	0.45	0/1590
2	Lh	0.28	0/1229	0.47	0/1655
2	Li	0.27	0/1212	0.45	0/1633
2	Lj	0.27	0/1190	0.45	0/1601
2	Lk	0.26	0/1356	0.44	0/1823
2	Ll	0.27	0/1182	0.45	0/1590
2	Lm	0.26	0/1207	0.45	0/1626
2	Ln	0.27	0/1293	0.44	0/1737
2	Lo	0.26	0/1306	0.44	0/1755
2	Lp	0.27	0/1177	0.45	0/1583
2	Lq	0.26	0/1190	0.45	0/1601
2	Lr	0.27	0/1182	0.45	0/1590
2	Ls	0.26	0/1322	0.44	0/1776
2	Lt	0.26	0/1178	0.45	0/1586
2	Lu	0.26	0/1216	0.45	0/1637
2	Lv	0.27	0/1165	0.44	0/1568
2	Lw	0.27	0/1190	0.45	0/1601
2	Lx	0.26	0/1178	0.45	0/1586
2	Ly	0.26	0/1216	0.45	0/1637
2	Lz	0.27	0/1165	0.44	0/1568
2	MA	0.26	0/1190	0.45	0/1601
2	MB	0.26	0/1178	0.45	0/1586
2	MC	0.26	0/1216	0.44	0/1637
2	MD	0.27	0/1165	0.44	0/1568
2	ME	0.26	0/1190	0.45	0/1601
2	MF	0.27	0/1178	0.45	0/1586
2	MG	0.26	0/1216	0.45	0/1637
2	MH	0.27	0/1165	0.44	0/1568
2	MI	0.27	0/1190	0.46	0/1601
2	MJ	0.27	0/1178	0.45	0/1586
2	MK	0.26	0/1216	0.45	0/1637
2	ML	0.27	0/1165	0.45	0/1568
2	MM	0.27	0/1190	0.46	0/1601
2	Py	0.27	0/1195	0.46	0/1608
2	Pz	0.27	0/1177	0.45	0/1583
2	QA	0.27	0/1190	0.45	0/1601
2	QB	0.27	0/1182	0.46	0/1590
2	QC	0.27	0/1190	0.45	0/1601
2	QD	0.27	0/1182	0.45	0/1590
2	QE	0.27	0/1190	0.46	0/1601
2	QF	0.27	0/1187	0.45	0/1597
2	QG	0.27	0/1190	0.45	0/1601
2	QH	0.27	0/1182	0.45	0/1590

Mol	Chain	Bond lengths		Bond angles	
		RMSZ	#|Z| >5	RMSZ	#|Z| >5
2	QI	0.26	0/1182	0.45	0/1590
2	QJ	0.27	0/1177	0.46	0/1583
2	QK	0.27	0/1190	0.45	0/1601
2	QL	0.28	0/1306	0.47	0/1755
2	QM	0.27	0/1190	0.46	0/1601
2	QN	0.26	0/1178	0.44	0/1586
2	QO	0.27	0/1182	0.44	0/1590
2	QP	0.26	0/1178	0.45	0/1586
2	QQ	0.26	0/1216	0.45	0/1637
2	QR	0.26	0/1165	0.44	0/1568
2	QS	0.27	0/1190	0.45	0/1601
2	QT	0.25	0/931	0.45	0/1252
2	QU	0.27	0/1216	0.45	0/1637
2	QV	0.27	0/1181	0.45	0/1590
2	QW	0.28	0/1229	0.47	0/1655
2	QX	0.27	0/1212	0.45	0/1633
2	QY	0.27	0/1190	0.44	0/1601
2	QZ	0.26	0/1356	0.45	0/1823
2	Qa	0.27	0/1182	0.45	0/1590
2	Qb	0.26	0/1207	0.45	0/1626
2	Qc	0.27	0/1293	0.44	0/1737
2	Qd	0.26	0/1306	0.44	0/1755
2	Qe	0.27	0/1177	0.45	0/1583
2	Qf	0.26	0/1190	0.45	0/1601
2	Qg	0.27	0/1182	0.44	0/1590
2	Qh	0.26	0/1322	0.45	0/1776
2	Qi	0.26	0/1178	0.45	0/1586
2	Qj	0.26	0/1216	0.45	0/1637
2	Qk	0.27	0/1165	0.44	0/1568
2	Ql	0.27	0/1190	0.45	0/1601
2	Qm	0.26	0/1178	0.45	0/1586
2	Qn	0.26	0/1216	0.45	0/1637
2	Qo	0.27	0/1165	0.44	0/1568
2	Qp	0.26	0/1190	0.45	0/1601
2	Qq	0.26	0/1178	0.45	0/1586
2	Qr	0.26	0/1216	0.45	0/1637
2	Qs	0.27	0/1165	0.44	0/1568
2	Qt	0.26	0/1190	0.45	0/1601
2	Qu	0.27	0/1178	0.45	0/1586
2	Qv	0.27	0/1216	0.45	0/1637
2	Qw	0.26	0/1165	0.44	0/1568
2	Qx	0.27	0/1190	0.46	0/1601
2	Qy	0.27	0/1178	0.46	0/1586

Mol	Chain	Bond lengths		Bond angles	
		RMSZ	#|Z| >5	RMSZ	#|Z| >5
2	Qz	0.26	0/1216	0.45	0/1637
2	RA	0.27	0/1165	0.45	0/1568
2	RB	0.27	0/1190	0.46	0/1601
2	Un	0.27	0/1195	0.46	0/1608
2	Uo	0.27	0/1177	0.45	0/1583
2	Up	0.27	0/1190	0.45	0/1601
2	Uq	0.27	0/1182	0.46	0/1590
2	Ur	0.27	0/1190	0.45	0/1601
2	Us	0.26	0/1182	0.45	0/1590
2	Ut	0.27	0/1190	0.46	0/1601
2	Uu	0.27	0/1187	0.45	0/1597
2	Uv	0.27	0/1190	0.45	0/1601
2	Uw	0.27	0/1182	0.45	0/1590
2	Ux	0.27	0/1182	0.45	0/1590
2	Uy	0.27	0/1177	0.45	0/1583
2	Uz	0.27	0/1190	0.45	0/1601
2	VA	0.28	0/1306	0.47	0/1755
2	VB	0.27	0/1190	0.45	0/1601
2	VC	0.26	0/1178	0.44	0/1586
2	VD	0.26	0/1182	0.44	0/1590
2	VE	0.27	0/1178	0.44	0/1586
2	VF	0.26	0/1216	0.45	0/1637
2	VG	0.26	0/1165	0.44	0/1568
2	VH	0.27	0/1190	0.46	0/1601
2	VI	0.25	0/931	0.45	0/1252
2	VJ	0.27	0/1216	0.45	0/1637
2	VK	0.27	0/1181	0.45	0/1590
2	VL	0.28	0/1229	0.47	0/1655
2	VM	0.27	0/1212	0.45	0/1633
2	VN	0.27	0/1190	0.44	0/1601
2	VO	0.26	0/1356	0.45	0/1823
2	VP	0.27	0/1182	0.45	0/1590
2	VQ	0.27	0/1207	0.45	0/1626
2	VR	0.27	0/1293	0.44	0/1737
2	VS	0.26	0/1306	0.44	0/1755
2	VT	0.27	0/1177	0.45	0/1583
2	VU	0.26	0/1190	0.45	0/1601
2	VV	0.27	0/1182	0.44	0/1590
2	VW	0.26	0/1322	0.45	0/1776
2	VX	0.26	0/1178	0.45	0/1586
2	VY	0.26	0/1216	0.45	0/1637
2	VZ	0.27	0/1165	0.44	0/1568
2	Va	0.27	0/1190	0.45	0/1601

Mol	Chain	Bond lengths		Bond angles	
		RMSZ	#|Z| >5	RMSZ	#|Z| >5
2	Vb	0.26	0/1178	0.45	0/1586
2	Vc	0.26	0/1216	0.45	0/1637
2	Vd	0.27	0/1165	0.44	0/1568
2	Ve	0.26	0/1190	0.45	0/1601
2	Vf	0.26	0/1178	0.45	0/1586
2	Vg	0.26	0/1216	0.44	0/1637
2	Vh	0.27	0/1165	0.44	0/1568
2	Vi	0.26	0/1190	0.45	0/1601
2	Vj	0.27	0/1178	0.45	0/1586
2	Vk	0.26	0/1216	0.45	0/1637
2	Vl	0.27	0/1165	0.44	0/1568
2	Vm	0.27	0/1190	0.46	0/1601
2	Vn	0.27	0/1178	0.46	0/1586
2	Vo	0.26	0/1216	0.45	0/1637
2	Vp	0.27	0/1165	0.45	0/1568
2	Vq	0.27	0/1190	0.46	0/1601
3	Cj	0.26	0/1274	0.46	0/1721
3	HY	0.26	0/1274	0.46	0/1721
3	MN	0.26	0/1274	0.46	0/1721
3	RC	0.26	0/1274	0.46	0/1721
3	Vr	0.26	0/1274	0.46	0/1721
4	Ck	0.27	0/1216	0.46	0/1636
4	Cl	0.27	0/1216	0.46	0/1636
4	Cm	0.27	0/1225	0.46	0/1649
4	Cn	0.27	0/1219	0.46	0/1641
4	Co	0.27	0/1243	0.47	0/1672
4	Cp	0.26	0/1212	0.47	0/1632
4	Cq	0.24	0/1381	0.45	0/1855
4	Cr	0.24	0/1381	0.45	0/1855
4	Cs	0.24	0/1381	0.45	0/1855
4	Ct	0.26	0/1158	0.44	0/1559
4	Cu	0.26	0/1208	0.45	0/1626
4	Cv	0.26	0/1229	0.45	0/1653
4	Cw	0.25	0/1229	0.46	0/1653
4	Cx	0.27	0/1207	0.45	0/1625
4	Cy	0.27	0/1207	0.45	0/1625
4	Cz	0.26	0/1216	0.46	0/1636
4	DA	0.24	0/1381	0.45	0/1855
4	DB	0.24	0/1381	0.45	0/1855
4	DC	0.24	0/1381	0.44	0/1855
4	DD	0.24	0/1381	0.44	0/1855
4	DE	0.24	0/1381	0.44	0/1855
4	DF	0.24	0/1381	0.44	0/1855

Mol	Chain	Bond lengths		Bond angles	
		RMSZ	#|Z| >5	RMSZ	#|Z| >5
4	DG	0.24	0/1381	0.44	0/1855
4	DH	0.24	0/1381	0.45	0/1855
4	DI	0.24	0/1381	0.45	0/1855
4	DJ	0.24	0/1381	0.45	0/1855
4	HZ	0.27	0/1216	0.46	0/1636
4	Ha	0.27	0/1216	0.46	0/1636
4	Hb	0.27	0/1225	0.46	0/1649
4	Hc	0.27	0/1219	0.46	0/1641
4	Hd	0.27	0/1243	0.47	0/1672
4	He	0.26	0/1212	0.47	0/1632
4	Hf	0.24	0/1381	0.45	0/1855
4	Hg	0.24	0/1381	0.45	0/1855
4	Hh	0.24	0/1381	0.45	0/1855
4	Hi	0.26	0/1158	0.44	0/1559
4	Hj	0.26	0/1208	0.45	0/1626
4	Hk	0.26	0/1229	0.45	0/1653
4	Hl	0.25	0/1229	0.46	0/1653
4	Hm	0.27	0/1207	0.45	0/1625
4	Hn	0.27	0/1207	0.45	0/1625
4	Ho	0.26	0/1216	0.46	0/1636
4	Hp	0.24	0/1381	0.45	0/1855
4	Hq	0.24	0/1381	0.44	0/1855
4	Hr	0.24	0/1381	0.44	0/1855
4	Hs	0.24	0/1381	0.44	0/1855
4	Ht	0.24	0/1381	0.44	0/1855
4	Hu	0.24	0/1381	0.44	0/1855
4	Hv	0.24	0/1381	0.44	0/1855
4	Hw	0.24	0/1381	0.45	0/1855
4	Hx	0.24	0/1381	0.45	0/1855
4	Hy	0.24	0/1381	0.45	0/1855
4	MO	0.27	0/1216	0.46	0/1636
4	MP	0.27	0/1216	0.46	0/1636
4	MQ	0.27	0/1225	0.46	0/1649
4	MR	0.27	0/1219	0.46	0/1641
4	MS	0.27	0/1243	0.47	0/1672
4	MT	0.26	0/1212	0.47	0/1632
4	MU	0.24	0/1381	0.45	0/1855
4	MV	0.24	0/1381	0.45	0/1855
4	MW	0.24	0/1381	0.45	0/1855
4	MX	0.26	0/1158	0.45	0/1559
4	MY	0.26	0/1208	0.46	0/1626
4	MZ	0.26	0/1229	0.45	0/1653
4	Ma	0.25	0/1229	0.46	0/1653

Mol	Chain	Bond lengths		Bond angles	
		RMSZ	#|Z| >5	RMSZ	#|Z| >5
4	Mb	0.27	0/1207	0.45	0/1625
4	Mc	0.27	0/1207	0.45	0/1625
4	Md	0.26	0/1216	0.46	0/1636
4	Me	0.24	0/1381	0.45	0/1855
4	Mf	0.24	0/1381	0.45	0/1855
4	Mg	0.24	0/1381	0.44	0/1855
4	Mh	0.24	0/1381	0.44	0/1855
4	Mi	0.24	0/1381	0.44	0/1855
4	Mj	0.24	0/1381	0.44	0/1855
4	Mk	0.24	0/1381	0.44	0/1855
4	Ml	0.24	0/1381	0.45	0/1855
4	Mm	0.24	0/1381	0.45	0/1855
4	Mn	0.24	0/1381	0.45	0/1855
4	RD	0.27	0/1216	0.46	0/1636
4	RE	0.27	0/1216	0.46	0/1636
4	RF	0.27	0/1225	0.46	0/1649
4	RG	0.27	0/1219	0.46	0/1641
4	RH	0.27	0/1243	0.47	0/1672
4	RI	0.26	0/1212	0.47	0/1632
4	RJ	0.24	0/1381	0.45	0/1855
4	RK	0.24	0/1381	0.45	0/1855
4	RL	0.24	0/1381	0.45	0/1855
4	RM	0.26	0/1158	0.45	0/1559
4	RN	0.27	0/1208	0.45	0/1626
4	RO	0.26	0/1229	0.45	0/1653
4	RP	0.25	0/1229	0.46	0/1653
4	RQ	0.27	0/1207	0.45	0/1625
4	RR	0.27	0/1207	0.45	0/1625
4	RS	0.26	0/1216	0.46	0/1636
4	RT	0.24	0/1381	0.45	0/1855
4	RU	0.24	0/1381	0.45	0/1855
4	RV	0.24	0/1381	0.44	0/1855
4	RW	0.24	0/1381	0.44	0/1855
4	RX	0.24	0/1381	0.44	0/1855
4	RY	0.24	0/1381	0.44	0/1855
4	RZ	0.24	0/1381	0.44	0/1855
4	Ra	0.24	0/1381	0.45	0/1855
4	Rb	0.24	0/1381	0.45	0/1855
4	Rc	0.24	0/1381	0.45	0/1855
4	Vs	0.27	0/1216	0.46	0/1636
4	Vt	0.27	0/1216	0.46	0/1636
4	Vu	0.27	0/1225	0.46	0/1649
4	Vv	0.27	0/1219	0.46	0/1641

Mol	Chain	Bond lengths		Bond angles	
		RMSZ	#|Z| >5	RMSZ	#|Z| >5
4	Vw	0.27	0/1243	0.47	0/1672
4	Vx	0.26	0/1212	0.47	0/1632
4	Vy	0.25	0/1381	0.45	0/1855
4	Vz	0.24	0/1381	0.45	0/1855
4	WA	0.24	0/1381	0.45	0/1855
4	WB	0.26	0/1158	0.45	0/1559
4	WC	0.26	0/1208	0.45	0/1626
4	WD	0.26	0/1229	0.45	0/1653
4	WE	0.25	0/1229	0.46	0/1653
4	WF	0.27	0/1207	0.45	0/1625
4	WG	0.27	0/1207	0.45	0/1625
4	WH	0.26	0/1216	0.46	0/1636
4	WI	0.24	0/1381	0.45	0/1855
4	WJ	0.24	0/1381	0.44	0/1855
4	WK	0.24	0/1381	0.44	0/1855
4	WL	0.24	0/1381	0.44	0/1855
4	WM	0.24	0/1381	0.44	0/1855
4	WN	0.24	0/1381	0.44	0/1855
4	WO	0.24	0/1381	0.44	0/1855
4	WP	0.24	0/1381	0.45	0/1855
4	WQ	0.24	0/1381	0.45	0/1855
4	WR	0.24	0/1381	0.45	0/1855
5	DK	0.28	0/272	0.45	0/365
5	DL	0.28	0/321	0.44	0/432
5	DM	0.27	0/321	0.43	0/432
5	DN	0.28	0/321	0.44	0/432
5	DO	0.28	0/321	0.43	0/432
5	DP	0.28	0/321	0.43	0/432
5	DQ	0.27	0/321	0.43	0/432
5	DR	0.27	0/321	0.43	0/432
5	DS	0.27	0/321	0.43	0/432
5	DT	0.29	0/321	0.44	0/432
5	DU	0.29	0/321	0.45	0/432
5	DV	0.28	0/321	0.43	0/432
5	DW	0.27	0/272	0.44	0/365
5	DX	0.27	0/321	0.44	0/432
5	DY	0.27	0/321	0.45	0/432
5	DZ	0.28	0/321	0.44	0/432
5	Da	0.27	0/321	0.43	0/432
5	Db	0.27	0/321	0.44	0/432
5	Dc	0.28	0/321	0.43	0/432
5	Dd	0.28	0/272	0.44	0/365
5	De	0.27	0/321	0.44	0/432

Mol	Chain	Bond lengths		Bond angles	
		RMSZ	#|Z| >5	RMSZ	#|Z| >5
5	Df	0.28	0/237	0.47	0/316
5	Dg	0.27	0/237	0.46	0/316
5	Dh	0.28	0/272	0.46	0/365
5	Di	0.28	0/272	0.45	0/365
5	Dj	0.27	0/272	0.47	0/365
5	Dk	0.27	0/272	0.44	0/365
5	Dl	0.27	0/321	0.43	0/432
5	Dm	0.26	0/260	0.45	0/349
5	Dn	0.27	0/321	0.43	0/432
5	Do	0.27	0/321	0.42	0/432
5	Dp	0.27	0/321	0.43	0/432
5	Dq	0.27	0/321	0.43	0/432
5	Dr	0.27	0/321	0.42	0/432
5	Ds	0.27	0/321	0.43	0/432
5	Dt	0.29	0/321	0.43	0/432
5	Du	0.27	0/321	0.43	0/432
5	Dv	0.27	0/321	0.43	0/432
5	Dw	0.26	0/253	0.44	0/338
5	Dx	0.28	0/321	0.44	0/432
5	Dy	0.27	0/321	0.43	0/432
5	Dz	0.27	0/321	0.43	0/432
5	EA	0.29	0/237	0.46	0/316
5	EB	0.26	0/260	0.45	0/349
5	EC	0.27	0/321	0.43	0/432
5	ED	0.27	0/260	0.44	0/349
5	EE	0.27	0/321	0.43	0/432
5	EF	0.28	0/237	0.46	0/316
5	EG	0.27	0/321	0.43	0/432
5	EH	0.28	0/260	0.45	0/349
5	EI	0.28	0/272	0.45	0/365
5	EJ	0.27	0/272	0.45	0/365
5	EK	0.28	0/272	0.45	0/365
5	EL	0.26	0/352	0.45	0/472
5	EM	0.27	0/321	0.41	0/432
5	EN	0.27	0/321	0.42	0/432
5	EO	0.26	0/352	0.45	0/472
5	EP	0.26	0/321	0.43	0/432
5	EQ	0.27	0/321	0.43	0/432
5	ER	0.26	0/352	0.46	0/472
5	ES	0.27	0/321	0.42	0/432
5	ET	0.27	0/237	0.46	0/316
5	EU	0.26	0/352	0.45	0/472
5	EV	0.27	0/321	0.43	0/432

Mol	Chain	Bond lengths		Bond angles	
		RMSZ	#|Z| >5	RMSZ	#|Z| >5
5	EW	0.27	0/321	0.43	0/432
5	EX	0.26	0/321	0.42	0/432
5	EY	0.27	0/352	0.46	0/472
5	EZ	0.26	0/321	0.43	0/432
5	Ea	0.26	0/352	0.45	0/472
5	Eb	0.27	0/321	0.42	0/432
5	Ec	0.27	0/321	0.42	0/432
5	Ed	0.27	0/268	0.48	0/356
5	Ee	0.26	0/321	0.42	0/432
5	Ef	0.27	0/321	0.44	0/432
5	Eg	0.26	0/268	0.50	0/356
5	Eh	0.27	0/237	0.45	0/316
5	Ei	0.27	0/321	0.42	0/432
5	Ej	0.27	0/352	0.45	0/472
5	Ek	0.27	0/321	0.43	0/432
5	El	0.27	0/321	0.43	0/432
5	Em	0.27	0/237	0.46	0/316
5	En	0.26	0/352	0.46	0/472
5	Eo	0.26	0/321	0.43	0/432
5	Hz	0.28	0/272	0.46	0/365
5	IA	0.28	0/321	0.43	0/432
5	IB	0.27	0/321	0.43	0/432
5	IC	0.28	0/321	0.44	0/432
5	ID	0.28	0/321	0.43	0/432
5	IE	0.28	0/321	0.43	0/432
5	IF	0.27	0/321	0.43	0/432
5	IG	0.27	0/321	0.43	0/432
5	IH	0.27	0/321	0.43	0/432
5	II	0.29	0/321	0.44	0/432
5	IJ	0.28	0/321	0.44	0/432
5	IK	0.28	0/321	0.44	0/432
5	IL	0.28	0/272	0.45	0/365
5	IM	0.27	0/321	0.44	0/432
5	IN	0.27	0/321	0.44	0/432
5	IO	0.28	0/321	0.44	0/432
5	IP	0.28	0/321	0.43	0/432
5	IQ	0.27	0/321	0.44	0/432
5	IR	0.28	0/321	0.43	0/432
5	IS	0.28	0/272	0.45	0/365
5	IT	0.27	0/321	0.44	0/432
5	IU	0.27	0/321	0.44	0/432
5	IV	0.27	0/321	0.43	0/432
5	IW	0.28	0/272	0.46	0/365

Mol	Chain	Bond lengths		Bond angles	
		RMSZ	#|Z| >5	RMSZ	#|Z| >5
5	IX	0.28	0/272	0.45	0/365
5	IY	0.27	0/272	0.47	0/365
5	IZ	0.27	0/272	0.45	0/365
5	Ia	0.27	0/321	0.43	0/432
5	Ib	0.26	0/260	0.45	0/349
5	Ic	0.27	0/321	0.43	0/432
5	Id	0.27	0/321	0.43	0/432
5	Ie	0.27	0/321	0.43	0/432
5	If	0.27	0/321	0.43	0/432
5	Ig	0.27	0/321	0.43	0/432
5	Ih	0.27	0/321	0.43	0/432
5	Ii	0.28	0/321	0.43	0/432
5	Ij	0.28	0/321	0.43	0/432
5	Ik	0.27	0/321	0.43	0/432
5	Il	0.26	0/253	0.44	0/338
5	Im	0.28	0/321	0.44	0/432
5	In	0.27	0/321	0.44	0/432
5	Io	0.27	0/321	0.43	0/432
5	Ip	0.29	0/237	0.46	0/316
5	Iq	0.26	0/260	0.45	0/349
5	Ir	0.27	0/321	0.43	0/432
5	Is	0.27	0/260	0.45	0/349
5	It	0.27	0/321	0.43	0/432
5	Iu	0.27	0/321	0.43	0/432
5	Iv	0.27	0/321	0.43	0/432
5	Iw	0.28	0/260	0.46	0/349
5	Ix	0.28	0/272	0.45	0/365
5	Iy	0.26	0/272	0.45	0/365
5	Iz	0.27	0/272	0.45	0/365
5	JA	0.26	0/352	0.44	0/472
5	JB	0.27	0/321	0.42	0/432
5	JC	0.27	0/321	0.42	0/432
5	JD	0.26	0/352	0.45	0/472
5	JE	0.26	0/321	0.43	0/432
5	JF	0.27	0/321	0.43	0/432
5	JG	0.26	0/352	0.45	0/472
5	JH	0.27	0/321	0.43	0/432
5	JI	0.27	0/321	0.42	0/432
5	JJ	0.26	0/352	0.45	0/472
5	JK	0.27	0/237	0.47	0/316
5	JL	0.27	0/321	0.44	0/432
5	JM	0.26	0/321	0.42	0/432
5	JN	0.26	0/352	0.46	0/472

Mol	Chain	Bond lengths		Bond angles	
		RMSZ	#|Z| >5	RMSZ	#|Z| >5
5	JO	0.26	0/321	0.42	0/432
5	JP	0.26	0/352	0.46	0/472
5	JQ	0.27	0/321	0.42	0/432
5	JR	0.27	0/321	0.42	0/432
5	JS	0.26	0/352	0.44	0/472
5	JT	0.26	0/321	0.42	0/432
5	JU	0.27	0/321	0.44	0/432
5	JV	0.26	0/352	0.46	0/472
5	JW	0.26	0/321	0.43	0/432
5	JX	0.27	0/321	0.42	0/432
5	JY	0.26	0/352	0.45	0/472
5	JZ	0.27	0/321	0.43	0/432
5	Ja	0.27	0/321	0.44	0/432
5	Jb	0.27	0/321	0.43	0/432
5	Jc	0.26	0/352	0.46	0/472
5	Jd	0.26	0/321	0.43	0/432
5	Mo	0.28	0/272	0.44	0/365
5	Mp	0.28	0/321	0.44	0/432
5	Mq	0.27	0/321	0.43	0/432
5	Mr	0.28	0/321	0.44	0/432
5	Ms	0.28	0/321	0.44	0/432
5	Mt	0.28	0/321	0.43	0/432
5	Mu	0.27	0/321	0.44	0/432
5	Mv	0.28	0/321	0.43	0/432
5	Mw	0.27	0/321	0.43	0/432
5	Mx	0.29	0/321	0.44	0/432
5	My	0.28	0/321	0.44	0/432
5	Mz	0.27	0/321	0.43	0/432
5	NA	0.27	0/272	0.44	0/365
5	NB	0.27	0/321	0.44	0/432
5	NC	0.27	0/321	0.45	0/432
5	ND	0.28	0/321	0.44	0/432
5	NE	0.28	0/321	0.44	0/432
5	NF	0.27	0/321	0.44	0/432
5	NG	0.28	0/321	0.43	0/432
5	NH	0.28	0/272	0.45	0/365
5	NI	0.27	0/321	0.44	0/432
5	NJ	0.27	0/321	0.43	0/432
5	NK	0.27	0/321	0.44	0/432
5	NL	0.28	0/272	0.45	0/365
5	NM	0.28	0/272	0.45	0/365
5	NN	0.27	0/272	0.48	0/365
5	NO	0.27	0/272	0.45	0/365

Mol	Chain	Bond lengths		Bond angles	
		RMSZ	#|Z| >5	RMSZ	#|Z| >5
5	NP	0.27	0/321	0.43	0/432
5	NQ	0.27	0/260	0.45	0/349
5	NR	0.27	0/321	0.42	0/432
5	NS	0.27	0/321	0.42	0/432
5	NT	0.27	0/321	0.42	0/432
5	NU	0.27	0/321	0.43	0/432
5	NV	0.27	0/321	0.43	0/432
5	NW	0.27	0/321	0.43	0/432
5	NX	0.29	0/321	0.44	0/432
5	NY	0.28	0/321	0.43	0/432
5	NZ	0.27	0/321	0.43	0/432
5	Na	0.26	0/253	0.44	0/338
5	Nb	0.28	0/321	0.43	0/432
5	Nc	0.27	0/321	0.44	0/432
5	Nd	0.27	0/321	0.42	0/432
5	Ne	0.28	0/321	0.43	0/432
5	Nf	0.26	0/260	0.45	0/349
5	Ng	0.27	0/321	0.43	0/432
5	Nh	0.27	0/260	0.44	0/349
5	Ni	0.27	0/321	0.43	0/432
5	Nj	0.27	0/321	0.43	0/432
5	Nk	0.27	0/321	0.43	0/432
5	Nl	0.28	0/260	0.46	0/349
5	Nm	0.28	0/272	0.44	0/365
5	Nn	0.27	0/272	0.45	0/365
5	No	0.27	0/272	0.45	0/365
5	Np	0.26	0/352	0.45	0/472
5	Nq	0.27	0/321	0.42	0/432
5	Nr	0.27	0/321	0.42	0/432
5	Ns	0.26	0/352	0.44	0/472
5	Nt	0.26	0/321	0.43	0/432
5	Nu	0.27	0/321	0.42	0/432
5	Nv	0.27	0/352	0.45	0/472
5	Nw	0.27	0/321	0.42	0/432
5	Nx	0.26	0/321	0.42	0/432
5	Ny	0.26	0/352	0.46	0/472
5	Nz	0.26	0/321	0.43	0/432
5	OA	0.27	0/237	0.47	0/316
5	OB	0.26	0/321	0.42	0/432
5	OC	0.27	0/352	0.46	0/472
5	OD	0.26	0/321	0.42	0/432
5	OE	0.26	0/352	0.45	0/472
5	OF	0.27	0/321	0.42	0/432

Mol	Chain	Bond lengths		Bond angles	
		RMSZ	#|Z| >5	RMSZ	#|Z| >5
5	OG	0.27	0/321	0.43	0/432
5	OH	0.26	0/352	0.45	0/472
5	OI	0.26	0/321	0.42	0/432
5	OJ	0.27	0/237	0.46	0/316
5	OK	0.26	0/352	0.45	0/472
5	OL	0.26	0/321	0.42	0/432
5	OM	0.26	0/321	0.42	0/432
5	ON	0.27	0/268	0.48	0/356
5	OO	0.27	0/321	0.43	0/432
5	OP	0.27	0/321	0.43	0/432
5	OQ	0.27	0/321	0.43	0/432
5	OR	0.26	0/352	0.46	0/472
5	OS	0.26	0/321	0.43	0/432
5	Rd	0.28	0/272	0.46	0/365
5	Re	0.28	0/321	0.44	0/432
5	Rf	0.27	0/321	0.43	0/432
5	Rg	0.28	0/321	0.43	0/432
5	Rh	0.28	0/321	0.44	0/432
5	Ri	0.28	0/321	0.43	0/432
5	Rj	0.27	0/321	0.43	0/432
5	Rk	0.28	0/321	0.43	0/432
5	Rl	0.27	0/321	0.43	0/432
5	Rm	0.29	0/321	0.44	0/432
5	Rn	0.28	0/321	0.45	0/432
5	Ro	0.28	0/321	0.43	0/432
5	Rp	0.28	0/272	0.44	0/365
5	Rq	0.27	0/321	0.45	0/432
5	Rr	0.27	0/321	0.45	0/432
5	Rs	0.28	0/321	0.44	0/432
5	Rt	0.28	0/321	0.43	0/432
5	Ru	0.27	0/321	0.44	0/432
5	Rv	0.28	0/321	0.43	0/432
5	Rw	0.28	0/272	0.44	0/365
5	Rx	0.27	0/321	0.44	0/432
5	Ry	0.27	0/321	0.44	0/432
5	Rz	0.27	0/321	0.43	0/432
5	SA	0.28	0/272	0.46	0/365
5	SB	0.28	0/272	0.45	0/365
5	SC	0.27	0/272	0.47	0/365
5	SD	0.27	0/272	0.45	0/365
5	SE	0.27	0/321	0.43	0/432
5	SF	0.27	0/260	0.45	0/349
5	SG	0.27	0/321	0.43	0/432

Mol	Chain	Bond lengths		Bond angles	
		RMSZ	#|Z| >5	RMSZ	#|Z| >5
5	SH	0.27	0/321	0.43	0/432
5	SI	0.27	0/321	0.43	0/432
5	SJ	0.27	0/321	0.43	0/432
5	SK	0.27	0/321	0.43	0/432
5	SL	0.27	0/321	0.43	0/432
5	SM	0.28	0/321	0.43	0/432
5	SN	0.28	0/321	0.43	0/432
5	SO	0.27	0/321	0.43	0/432
5	SP	0.26	0/253	0.44	0/338
5	SQ	0.28	0/321	0.44	0/432
5	SR	0.27	0/321	0.44	0/432
5	SS	0.27	0/321	0.42	0/432
5	ST	0.28	0/321	0.44	0/432
5	SU	0.27	0/260	0.45	0/349
5	SV	0.27	0/321	0.43	0/432
5	SW	0.27	0/260	0.44	0/349
5	SX	0.27	0/321	0.43	0/432
5	SY	0.27	0/237	0.46	0/316
5	SZ	0.27	0/321	0.43	0/432
5	Sa	0.28	0/260	0.45	0/349
5	Sb	0.28	0/272	0.44	0/365
5	Sc	0.26	0/272	0.46	0/365
5	Sd	0.27	0/272	0.45	0/365
5	Se	0.26	0/352	0.45	0/472
5	Sf	0.27	0/321	0.41	0/432
5	Sg	0.27	0/321	0.42	0/432
5	Sh	0.26	0/352	0.44	0/472
5	Si	0.26	0/321	0.43	0/432
5	Sj	0.27	0/321	0.43	0/432
5	Sk	0.26	0/352	0.46	0/472
5	Sl	0.27	0/237	0.45	0/316
5	Sm	0.26	0/321	0.42	0/432
5	Sn	0.26	0/352	0.45	0/472
5	So	0.26	0/321	0.43	0/432
5	Sp	0.27	0/321	0.43	0/432
5	Sq	0.26	0/321	0.42	0/432
5	Sr	0.27	0/352	0.46	0/472
5	Ss	0.26	0/321	0.42	0/432
5	St	0.26	0/352	0.46	0/472
5	Su	0.27	0/321	0.42	0/432
5	Sv	0.27	0/321	0.42	0/432
5	Sw	0.26	0/352	0.45	0/472
5	Sx	0.26	0/321	0.42	0/432

Mol	Chain	Bond lengths		Bond angles	
		RMSZ	#|Z| >5	RMSZ	#|Z| >5
5	Sy	0.27	0/321	0.44	0/432
5	Sz	0.26	0/352	0.46	0/472
5	TA	0.26	0/321	0.42	0/432
5	TB	0.27	0/321	0.43	0/432
5	TC	0.27	0/268	0.49	0/356
5	TD	0.27	0/321	0.43	0/432
5	TE	0.27	0/321	0.43	0/432
5	TF	0.27	0/321	0.43	0/432
5	TG	0.26	0/352	0.46	0/472
5	TH	0.26	0/321	0.43	0/432
5	WS	0.28	0/272	0.45	0/365
5	WT	0.28	0/321	0.43	0/432
5	WU	0.27	0/321	0.43	0/432
5	WV	0.28	0/321	0.44	0/432
5	WW	0.28	0/321	0.43	0/432
5	WX	0.28	0/321	0.43	0/432
5	WY	0.27	0/321	0.43	0/432
5	WZ	0.28	0/321	0.43	0/432
5	Wa	0.27	0/321	0.43	0/432
5	Wb	0.28	0/321	0.43	0/432
5	Wc	0.28	0/321	0.44	0/432
5	Wd	0.28	0/237	0.46	0/316
5	We	0.27	0/272	0.44	0/365
5	Wf	0.27	0/321	0.44	0/432
5	Wg	0.27	0/321	0.45	0/432
5	Wh	0.27	0/321	0.44	0/432
5	Wi	0.28	0/321	0.44	0/432
5	Wj	0.27	0/321	0.44	0/432
5	Wk	0.28	0/321	0.42	0/432
5	Wl	0.28	0/272	0.44	0/365
5	Wm	0.27	0/321	0.44	0/432
5	Wn	0.27	0/321	0.44	0/432
5	Wo	0.27	0/321	0.44	0/432
5	Wp	0.28	0/272	0.45	0/365
5	Wq	0.28	0/272	0.45	0/365
5	Wr	0.27	0/272	0.47	0/365
5	Ws	0.27	0/272	0.45	0/365
5	Wt	0.26	0/321	0.43	0/432
5	Wu	0.26	0/260	0.45	0/349
5	Wv	0.27	0/321	0.43	0/432
5	Ww	0.27	0/321	0.43	0/432
5	Wx	0.27	0/321	0.43	0/432
5	Wy	0.27	0/321	0.43	0/432

Mol	Chain	Bond lengths		Bond angles	
		RMSZ	#|Z| >5	RMSZ	#|Z| >5
5	Wz	0.27	0/321	0.43	0/432
5	XA	0.27	0/321	0.42	0/432
5	XB	0.29	0/321	0.43	0/432
5	XC	0.28	0/321	0.43	0/432
5	XD	0.28	0/321	0.42	0/432
5	XE	0.26	0/253	0.44	0/338
5	XF	0.28	0/321	0.44	0/432
5	XG	0.27	0/321	0.43	0/432
5	XH	0.27	0/321	0.42	0/432
5	XI	0.28	0/321	0.43	0/432
5	XJ	0.27	0/260	0.45	0/349
5	XK	0.27	0/321	0.43	0/432
5	XL	0.27	0/260	0.44	0/349
5	XM	0.27	0/321	0.43	0/432
5	XN	0.27	0/321	0.42	0/432
5	XO	0.27	0/321	0.43	0/432
5	XP	0.28	0/260	0.45	0/349
5	XQ	0.28	0/272	0.45	0/365
5	XR	0.27	0/272	0.45	0/365
5	XS	0.27	0/272	0.45	0/365
5	XT	0.26	0/352	0.45	0/472
5	XU	0.27	0/237	0.45	0/316
5	XV	0.27	0/321	0.42	0/432
5	XW	0.26	0/352	0.45	0/472
5	XX	0.26	0/321	0.43	0/432
5	XY	0.27	0/321	0.42	0/432
5	XZ	0.27	0/352	0.46	0/472
5	Xa	0.27	0/321	0.43	0/432
5	Xb	0.26	0/321	0.41	0/432
5	Xc	0.26	0/352	0.45	0/472
5	Xd	0.26	0/321	0.43	0/432
5	Xe	0.27	0/321	0.43	0/432
5	Xf	0.26	0/321	0.41	0/432
5	Xg	0.27	0/268	0.50	0/356
5	Xh	0.26	0/321	0.42	0/432
5	Xi	0.27	0/352	0.46	0/472
5	Xj	0.27	0/321	0.42	0/432
5	Xk	0.27	0/321	0.42	0/432
5	Xl	0.26	0/352	0.45	0/472
5	Xm	0.26	0/321	0.42	0/432
5	Xn	0.27	0/321	0.43	0/432
5	Xo	0.26	0/352	0.46	0/472
5	Xp	0.26	0/321	0.42	0/432

Mol	Chain	Bond lengths		Bond angles	
		RMSZ	#|Z| >5	RMSZ	#|Z| >5
5	Xq	0.27	0/321	0.42	0/432
5	Xr	0.26	0/352	0.46	0/472
5	Xs	0.27	0/321	0.43	0/432
5	Xt	0.27	0/321	0.43	0/432
5	Xu	0.27	0/321	0.43	0/432
5	Xv	0.26	0/352	0.46	0/472
5	Xw	0.26	0/321	0.43	0/432
5	YJ	0.24	0/910	0.50	0/1218
5	YK	0.24	0/910	0.49	0/1218
5	YL	0.23	0/723	0.47	0/969
5	YM	0.23	0/723	0.47	0/969
5	YN	0.25	0/910	0.51	0/1218
5	YO	0.23	0/723	0.47	0/969
5	YP	0.25	0/910	0.50	0/1218
5	YQ	0.27	0/910	0.53	0/1218
5	YR	0.26	0/910	0.51	0/1218
5	YS	0.24	0/723	0.49	0/969
5	YT	0.24	0/910	0.47	0/1218
5	YU	0.24	0/910	0.48	0/1218
5	YV	0.23	0/910	0.47	0/1218
5	YW	0.24	0/796	0.49	0/1066
5	YX	0.24	0/910	0.47	0/1218
5	YY	0.24	0/796	0.48	0/1066
5	YZ	0.24	0/910	0.49	0/1218
5	Ya	0.24	0/910	0.47	0/1218
5	Yb	0.24	0/796	0.51	0/1066
5	Yc	0.25	0/910	0.49	0/1218
5	Yd	0.24	0/796	0.47	0/1066
5	Ye	0.24	0/910	0.48	0/1218
5	Yf	0.24	0/796	0.50	0/1066
5	Yg	0.24	0/910	0.50	0/1218
5	Yh	0.23	0/910	0.46	0/1218
5	Yi	0.26	0/796	0.50	0/1066
5	Yj	0.24	0/910	0.48	0/1218
5	Yk	0.24	0/910	0.47	0/1218
5	Yl	0.23	0/796	0.48	0/1066
5	Ym	0.23	0/910	0.46	0/1218
5	Yn	0.23	0/796	0.48	0/1066
5	Yo	0.24	0/910	0.47	0/1218
5	Yp	0.23	0/796	0.47	0/1066
5	Yq	0.23	0/910	0.47	0/1218
5	Yr	0.23	0/796	0.48	0/1066
5	Ys	0.24	0/910	0.48	0/1218

Mol	Chain	Bond lengths		Bond angles	
		RMSZ	#|Z| >5	RMSZ	#|Z| >5
5	Yt	0.23	0/796	0.48	0/1066
5	Yu	0.23	0/910	0.47	0/1218
5	Yv	0.23	0/796	0.48	0/1066
5	Yw	0.23	0/910	0.46	0/1218
5	Yx	0.23	0/796	0.48	0/1066
5	Yy	0.23	0/910	0.47	0/1218
5	Yz	0.23	0/796	0.47	0/1066
5	ZA	0.24	0/910	0.47	0/1218
5	ZB	0.23	0/796	0.48	0/1066
5	ZC	0.23	0/910	0.46	0/1218
5	ZD	0.23	0/796	0.47	0/1066
5	ZE	0.23	0/910	0.47	0/1218
5	ZF	0.23	0/796	0.48	0/1066
5	ZG	0.23	0/910	0.47	0/1218
5	ZH	0.23	0/796	0.48	0/1066
5	ZI	0.24	0/910	0.47	0/1218
5	ZJ	0.23	0/796	0.48	0/1066
5	ZK	0.23	0/910	0.47	0/1218
5	ZL	0.23	0/796	0.47	0/1066
5	ZM	0.23	0/910	0.47	0/1218
5	ZN	0.23	0/796	0.46	0/1066
5	ZO	0.23	0/910	0.47	0/1218
5	ZP	0.23	0/760	0.46	0/1019
5	ZQ	0.23	0/910	0.45	0/1218
5	ZR	0.23	0/796	0.46	0/1066
5	ZS	0.23	0/910	0.45	0/1218
5	ZT	0.23	0/796	0.46	0/1066
5	ZU	0.23	0/910	0.45	0/1218
5	ZV	0.23	0/796	0.46	0/1066
5	ZW	0.23	0/910	0.45	0/1218
5	ZX	0.23	0/796	0.46	0/1066
5	ZY	0.23	0/910	0.45	0/1218
5	ZZ	0.23	0/796	0.46	0/1066
5	Za	0.23	0/910	0.45	0/1218
5	Zb	0.23	0/796	0.46	0/1066
5	Zc	0.23	0/910	0.46	0/1218
5	Zd	0.23	0/796	0.46	0/1066
5	Ze	0.23	0/910	0.45	0/1218
5	Zf	0.23	0/796	0.46	0/1066
5	Zg	0.23	0/910	0.44	0/1218
5	Zh	0.23	0/796	0.46	0/1066
5	Zi	0.23	0/910	0.45	0/1218
5	Zj	0.23	0/796	0.46	0/1066

Mol	Chain	Bond lengths		Bond angles	
		RMSZ	#|Z| >5	RMSZ	#|Z| >5
5	Zk	0.23	0/910	0.45	0/1218
5	Zl	0.23	0/796	0.46	0/1066
5	Zm	0.23	0/910	0.44	0/1218
5	Zn	0.23	0/796	0.46	0/1066
5	Zo	0.23	0/910	0.45	0/1218
5	Zp	0.23	0/796	0.46	0/1066
5	Zq	0.24	0/910	0.45	0/1218
5	Zr	0.23	0/796	0.46	0/1066
5	Zs	0.23	0/910	0.45	0/1218
5	Zt	0.23	0/796	0.46	0/1066
5	Zu	0.23	0/910	0.45	0/1218
5	Zv	0.23	0/796	0.46	0/1066
5	Zw	0.23	0/910	0.45	0/1218
5	Zx	0.23	0/796	0.46	0/1066
5	Zy	0.23	0/910	0.45	0/1218
5	Zz	0.23	0/796	0.46	0/1066
5	aA	0.23	0/910	0.45	0/1218
5	aB	0.23	0/796	0.46	0/1066
5	aC	0.23	0/910	0.44	0/1218
5	aD	0.23	0/796	0.46	0/1066
5	aE	0.23	0/910	0.45	0/1218
5	aF	0.23	0/796	0.46	0/1066
5	aG	0.23	0/910	0.45	0/1218
5	aH	0.23	0/796	0.46	0/1066
5	aI	0.23	0/910	0.44	0/1218
5	aJ	0.23	0/796	0.46	0/1066
5	aK	0.23	0/910	0.45	0/1218
5	aL	0.23	0/796	0.46	0/1066
5	aM	0.23	0/910	0.44	0/1218
5	aN	0.23	0/796	0.46	0/1066
5	aO	0.23	0/910	0.44	0/1218
5	aP	0.23	0/796	0.46	0/1066
5	aQ	0.23	0/910	0.44	0/1218
5	aR	0.23	0/796	0.46	0/1066
5	aS	0.23	0/910	0.45	0/1218
5	aT	0.23	0/796	0.46	0/1066
5	aU	0.23	0/910	0.45	0/1218
5	aV	0.23	0/796	0.46	0/1066
5	aW	0.23	0/910	0.45	0/1218
5	aX	0.23	0/796	0.46	0/1066
5	aY	0.23	0/910	0.45	0/1218
5	aZ	0.23	0/796	0.46	0/1066
5	aa	0.23	0/910	0.45	0/1218

Mol	Chain	Bond lengths		Bond angles	
		RMSZ	#|Z| >5	RMSZ	#|Z| >5
5	ab	0.23	0/796	0.46	0/1066
5	ac	0.23	0/910	0.45	0/1218
5	ad	0.23	0/796	0.46	0/1066
5	ae	0.23	0/910	0.45	0/1218
5	af	0.23	0/796	0.46	0/1066
5	ag	0.23	0/910	0.44	0/1218
5	ah	0.23	0/796	0.46	0/1066
5	ai	0.23	0/910	0.45	0/1218
5	aj	0.23	0/796	0.46	0/1066
5	ak	0.23	0/910	0.45	0/1218
5	al	0.23	0/796	0.46	0/1066
5	am	0.23	0/910	0.44	0/1218
5	an	0.23	0/796	0.46	0/1066
5	ao	0.23	0/910	0.45	0/1218
5	ap	0.23	0/796	0.46	0/1066
5	aq	0.23	0/910	0.44	0/1218
5	ar	0.23	0/796	0.46	0/1066
5	as	0.23	0/910	0.45	0/1218
5	at	0.23	0/796	0.46	0/1066
5	au	0.23	0/910	0.44	0/1218
5	av	0.23	0/796	0.46	0/1066
5	aw	0.23	0/910	0.45	0/1218
5	ax	0.23	0/796	0.46	0/1066
5	ay	0.23	0/910	0.45	0/1218
5	az	0.23	0/796	0.46	0/1066
5	bA	0.23	0/910	0.45	0/1218
5	bB	0.23	0/796	0.46	0/1066
5	bC	0.23	0/910	0.45	0/1218
5	bD	0.23	0/796	0.46	0/1066
5	bE	0.23	0/910	0.45	0/1218
5	bF	0.23	0/796	0.46	0/1066
5	bG	0.23	0/910	0.44	0/1218
5	bH	0.23	0/796	0.46	0/1066
5	bI	0.23	0/910	0.45	0/1218
5	bJ	0.23	0/796	0.46	0/1066
5	bK	0.23	0/910	0.45	0/1218
5	bL	0.23	0/796	0.46	0/1066
5	bM	0.23	0/910	0.45	0/1218
5	bN	0.23	0/796	0.46	0/1066
5	bO	0.23	0/910	0.45	0/1218
5	bP	0.23	0/796	0.46	0/1066
5	bQ	0.23	0/910	0.45	0/1218
5	bR	0.23	0/796	0.46	0/1066

Mol	Chain	Bond lengths		Bond angles	
		RMSZ	#|Z| >5	RMSZ	#|Z| >5
5	bS	0.23	0/910	0.45	0/1218
5	bT	0.23	0/796	0.46	0/1066
5	bU	0.23	0/910	0.45	0/1218
5	bV	0.23	0/796	0.46	0/1066
5	bW	0.23	0/910	0.45	0/1218
5	bX	0.23	0/796	0.46	0/1066
5	bY	0.23	0/910	0.45	0/1218
5	bZ	0.23	0/796	0.46	0/1066
5	ba	0.23	0/910	0.45	0/1218
5	bb	0.23	0/796	0.46	0/1066
5	bc	0.23	0/910	0.45	0/1218
5	bd	0.23	0/796	0.46	0/1066
5	be	0.23	0/910	0.45	0/1218
5	bf	0.23	0/796	0.46	0/1066
5	bg	0.23	0/910	0.45	0/1218
5	bh	0.23	0/796	0.46	0/1066
5	bi	0.23	0/910	0.45	0/1218
5	bj	0.23	0/796	0.46	0/1066
5	bk	0.23	0/910	0.45	0/1218
5	bl	0.23	0/796	0.46	0/1066
5	bm	0.23	0/910	0.45	0/1218
5	bn	0.23	0/796	0.46	0/1066
5	bo	0.23	0/910	0.44	0/1218
5	bp	0.23	0/796	0.46	0/1066
5	bq	0.23	0/910	0.45	0/1218
5	br	0.23	0/796	0.46	0/1066
5	bs	0.23	0/910	0.45	0/1218
5	bt	0.23	0/796	0.46	0/1066
5	bu	0.23	0/910	0.45	0/1218
5	bv	0.23	0/796	0.46	0/1066
5	bw	0.23	0/910	0.45	0/1218
5	bx	0.23	0/796	0.46	0/1066
5	by	0.23	0/910	0.45	0/1218
5	bz	0.23	0/796	0.46	0/1066
5	cA	0.23	0/910	0.45	0/1218
5	cB	0.23	0/796	0.46	0/1066
5	cC	0.23	0/910	0.45	0/1218
5	cD	0.23	0/796	0.46	0/1066
5	cE	0.23	0/910	0.45	0/1218
5	cF	0.23	0/796	0.46	0/1066
5	cG	0.23	0/910	0.44	0/1218
5	cH	0.23	0/796	0.46	0/1066
5	cI	0.23	0/910	0.44	0/1218

Mol	Chain	Bond lengths		Bond angles	
		RMSZ	#|Z| >5	RMSZ	#|Z| >5
5	cJ	0.23	0/796	0.46	0/1066
5	cK	0.23	0/910	0.45	0/1218
5	cL	0.23	0/796	0.46	0/1066
5	cM	0.23	0/910	0.45	0/1218
5	cN	0.23	0/796	0.46	0/1066
5	cO	0.23	0/910	0.44	0/1218
5	cP	0.23	0/796	0.46	0/1066
5	cQ	0.23	0/910	0.45	0/1218
5	cR	0.23	0/796	0.46	0/1066
5	cS	0.23	0/910	0.45	0/1218
5	cT	0.23	0/796	0.46	0/1066
5	cU	0.23	0/910	0.45	0/1218
5	cV	0.23	0/796	0.46	0/1066
5	cW	0.23	0/910	0.44	0/1218
5	cX	0.23	0/796	0.46	0/1066
5	cY	0.23	0/910	0.44	0/1218
5	cZ	0.23	0/796	0.46	0/1066
5	ca	0.23	0/910	0.44	0/1218
5	cb	0.23	0/796	0.46	0/1066
5	cc	0.23	0/910	0.44	0/1218
5	cd	0.23	0/796	0.46	0/1066
5	ce	0.23	0/910	0.44	0/1218
5	cf	0.23	0/796	0.46	0/1066
5	cg	0.23	0/910	0.45	0/1218
5	ch	0.23	0/796	0.46	0/1066
5	ci	0.23	0/910	0.45	0/1218
5	cj	0.23	0/796	0.46	0/1066
5	ck	0.23	0/910	0.44	0/1218
5	cl	0.23	0/796	0.46	0/1066
5	cm	0.23	0/910	0.44	0/1218
5	cn	0.23	0/796	0.46	0/1066
5	co	0.23	0/910	0.44	0/1218
5	cp	0.23	0/796	0.46	0/1066
5	cq	0.23	0/910	0.45	0/1218
5	cr	0.23	0/796	0.46	0/1066
5	cs	0.23	0/910	0.45	0/1218
5	ct	0.23	0/796	0.46	0/1066
5	cu	0.23	0/910	0.45	0/1218
5	cv	0.23	0/796	0.46	0/1066
5	cw	0.23	0/910	0.44	0/1218
5	cx	0.23	0/796	0.46	0/1066
5	cy	0.23	0/910	0.45	0/1218
5	cz	0.23	0/796	0.46	0/1066

Mol	Chain	Bond lengths		Bond angles	
		RMSZ	#|Z| >5	RMSZ	#|Z| >5
5	dA	0.23	0/910	0.44	0/1218
5	dB	0.23	0/796	0.46	0/1066
5	dC	0.23	0/910	0.45	0/1218
5	dD	0.23	0/796	0.46	0/1066
5	dE	0.23	0/910	0.45	0/1218
5	dF	0.23	0/796	0.46	0/1066
5	dG	0.23	0/910	0.45	0/1218
5	dH	0.23	0/796	0.46	0/1066
5	dI	0.23	0/910	0.45	0/1218
5	dJ	0.23	0/796	0.46	0/1066
5	dK	0.23	0/910	0.45	0/1218
5	dL	0.23	0/796	0.46	0/1066
5	dM	0.23	0/910	0.45	0/1218
5	dN	0.23	0/796	0.46	0/1066
5	dO	0.23	0/910	0.45	0/1218
5	dP	0.23	0/796	0.46	0/1066
5	dQ	0.23	0/910	0.44	0/1218
5	dR	0.23	0/796	0.46	0/1066
5	dS	0.23	0/910	0.44	0/1218
5	dT	0.23	0/796	0.46	0/1066
5	dU	0.23	0/910	0.44	0/1218
5	dV	0.23	0/796	0.46	0/1066
5	dW	0.23	0/910	0.45	0/1218
5	dX	0.23	0/796	0.46	0/1066
5	dY	0.23	0/910	0.44	0/1218
5	dZ	0.23	0/796	0.46	0/1066
5	da	0.23	0/910	0.45	0/1218
5	db	0.23	0/796	0.46	0/1066
5	dc	0.23	0/910	0.45	0/1218
5	dd	0.23	0/796	0.46	0/1066
5	de	0.23	0/910	0.45	0/1218
5	df	0.23	0/796	0.46	0/1066
5	dg	0.25	0/910	0.48	0/1218
5	dh	0.23	0/796	0.46	0/1066
5	di	0.24	0/910	0.48	0/1218
5	dj	0.23	0/796	0.46	0/1066
5	dk	0.23	0/910	0.47	0/1218
5	dl	0.23	0/796	0.46	0/1066
5	dm	0.23	0/910	0.47	0/1218
5	dn	0.23	0/796	0.46	0/1066
5	do	0.25	0/910	0.49	0/1218
5	dp	0.23	0/796	0.46	0/1066
5	dq	0.23	0/910	0.47	0/1218

Mol	Chain	Bond lengths		Bond angles	
		RMSZ	#|Z| >5	RMSZ	#|Z| >5
5	dr	0.23	0/796	0.46	0/1066
5	ds	0.24	0/910	0.48	0/1218
5	dt	0.23	0/796	0.46	0/1066
5	du	0.24	0/910	0.47	0/1218
5	dv	0.23	0/796	0.46	0/1066
5	dw	0.24	0/910	0.47	0/1218
5	dx	0.23	0/796	0.46	0/1066
5	dy	0.24	0/910	0.47	0/1218
5	dz	0.23	0/796	0.46	0/1066
5	eA	0.23	0/910	0.47	0/1218
5	eB	0.23	0/796	0.46	0/1066
5	eC	0.25	0/910	0.48	0/1218
5	eD	0.23	0/796	0.46	0/1066
5	eE	0.25	0/910	0.48	0/1218
5	eF	0.23	0/796	0.46	0/1066
5	eG	0.24	0/910	0.47	0/1218
5	eH	0.23	0/796	0.46	0/1066
5	eI	0.25	0/910	0.48	0/1218
5	eJ	0.23	0/796	0.46	0/1066
5	eK	0.23	0/910	0.47	0/1218
5	eL	0.23	0/796	0.46	0/1066
5	eM	0.23	0/910	0.47	0/1218
5	eN	0.23	0/796	0.46	0/1066
5	eO	0.24	0/910	0.47	0/1218
5	eP	0.23	0/796	0.46	0/1066
5	eQ	0.24	0/910	0.46	0/1218
5	eR	0.23	0/796	0.46	0/1066
5	eS	0.24	0/910	0.47	0/1218
5	eT	0.23	0/796	0.46	0/1066
5	eU	0.24	0/910	0.47	0/1218
5	eV	0.23	0/796	0.46	0/1066
5	eW	0.24	0/910	0.47	0/1218
5	eX	0.23	0/796	0.46	0/1066
5	eY	0.24	0/910	0.47	0/1218
5	eZ	0.23	0/796	0.46	0/1066
5	ea	0.24	0/910	0.47	0/1218
5	eb	0.23	0/796	0.46	0/1066
5	ec	0.24	0/910	0.47	0/1218
5	ed	0.23	0/796	0.46	0/1066
5	ee	0.23	0/910	0.47	0/1218
5	ef	0.23	0/796	0.46	0/1066
5	eg	0.24	0/910	0.47	0/1218
5	eh	0.23	0/796	0.46	0/1066

Mol	Chain	Bond lengths		Bond angles	
		RMSZ	#|Z| >5	RMSZ	#|Z| >5
5	ei	0.23	0/910	0.47	0/1218
5	ej	0.23	0/796	0.46	0/1066
5	ek	0.24	0/910	0.47	0/1218
5	el	0.23	0/796	0.46	0/1066
5	em	0.24	0/910	0.47	0/1218
5	en	0.23	0/796	0.46	0/1066
5	eo	0.24	0/910	0.47	0/1218
5	ep	0.23	0/796	0.46	0/1066
5	eq	0.24	0/910	0.47	0/1218
5	er	0.23	0/796	0.46	0/1066
5	es	0.23	0/910	0.44	0/1218
5	et	0.23	0/796	0.46	0/1066
5	eu	0.23	0/910	0.45	0/1218
5	ev	0.23	0/796	0.46	0/1066
5	ew	0.23	0/910	0.44	0/1218
5	ex	0.23	0/796	0.46	0/1066
5	ey	0.23	0/910	0.45	0/1218
5	ez	0.23	0/796	0.46	0/1066
5	fA	0.23	0/910	0.45	0/1218
5	fB	0.23	0/796	0.46	0/1066
5	fC	0.23	0/910	0.44	0/1218
5	fD	0.23	0/796	0.46	0/1066
5	fE	0.23	0/910	0.44	0/1218
5	fF	0.23	0/796	0.46	0/1066
5	fG	0.23	0/910	0.45	0/1218
5	fH	0.23	0/796	0.46	0/1066
5	fI	0.23	0/910	0.45	0/1218
5	fJ	0.23	0/796	0.46	0/1066
5	fK	0.23	0/910	0.45	0/1218
5	fL	0.23	0/796	0.46	0/1066
5	fM	0.23	0/910	0.45	0/1218
5	fN	0.23	0/796	0.46	0/1066
5	fO	0.23	0/910	0.45	0/1218
5	fP	0.23	0/796	0.46	0/1066
5	fQ	0.23	0/910	0.45	0/1218
5	fR	0.23	0/796	0.46	0/1066
5	fS	0.23	0/910	0.45	0/1218
5	fT	0.23	0/796	0.46	0/1066
5	fU	0.23	0/910	0.45	0/1218
5	fV	0.23	0/796	0.46	0/1066
5	fW	0.23	0/910	0.44	0/1218
5	fX	0.23	0/796	0.46	0/1066
5	fY	0.23	0/910	0.45	0/1218

Mol	Chain	Bond lengths		Bond angles	
		RMSZ	#|Z| >5	RMSZ	#|Z| >5
5	fZ	0.23	0/796	0.46	0/1066
5	fa	0.23	0/910	0.45	0/1218
5	fb	0.23	0/796	0.46	0/1066
5	fc	0.23	0/910	0.45	0/1218
5	fd	0.23	0/796	0.46	0/1066
5	fe	0.23	0/910	0.44	0/1218
5	ff	0.23	0/796	0.46	0/1066
5	fg	0.23	0/910	0.45	0/1218
5	fh	0.23	0/796	0.46	0/1066
5	fi	0.23	0/910	0.45	0/1218
5	fj	0.23	0/796	0.46	0/1066
5	fk	0.23	0/910	0.45	0/1218
5	fl	0.23	0/796	0.46	0/1066
5	fm	0.23	0/910	0.45	0/1218
5	fn	0.23	0/796	0.46	0/1066
5	fo	0.23	0/910	0.45	0/1218
5	fp	0.23	0/796	0.46	0/1066
5	fq	0.23	0/910	0.45	0/1218
5	fr	0.23	0/796	0.46	0/1066
5	fs	0.23	0/910	0.45	0/1218
5	ft	0.23	0/796	0.46	0/1066
5	fu	0.23	0/910	0.45	0/1218
5	fv	0.23	0/796	0.46	0/1066
5	fw	0.23	0/910	0.45	0/1218
5	fx	0.23	0/796	0.46	0/1066
5	fy	0.23	0/910	0.45	0/1218
5	fz	0.23	0/796	0.46	0/1066
5	gA	0.23	0/910	0.44	0/1218
5	gB	0.23	0/796	0.46	0/1066
5	gC	0.23	0/910	0.45	0/1218
5	gD	0.23	0/796	0.46	0/1066
6	Xx	0.25	0/2796	0.44	0/3762
6	Xy	0.25	0/3008	0.43	0/4051
6	Xz	0.25	0/2878	0.44	0/3874
6	YA	0.25	0/2814	0.43	0/3786
6	YB	0.25	0/2937	0.43	0/3954
6	YC	0.25	0/2805	0.44	0/3774
6	YD	0.25	0/2838	0.43	0/3818
6	YE	0.25	0/2879	0.43	0/3874
6	YF	0.25	0/2803	0.42	0/3771
6	YG	0.25	0/2937	0.43	0/3954
6	YH	0.25	0/2943	0.45	0/3962
6	YI	0.25	0/3050	0.43	0/4107

Mol	Chain	Bond lengths		Bond angles	
		RMSZ	#|Z| >5	RMSZ	#|Z| >5
All	All	0.26	0/2082742	0.44	0/2806341

There are no bond length outliers.

There are no bond angle outliers.

There are no chirality outliers.

There are no planarity outliers.

5.2 Too-close contacts (i)

Due to software issues we are unable to calculate clashes - this section is therefore empty.

5.3 Torsion angles (i)

5.3.1 Protein backbone (i)

There are no protein backbone outliers to report in this entry.

5.3.2 Protein sidechains (i)

There are no protein residues with a non-rotameric sidechain to report in this entry.

5.3.3 RNA (i)

There are no RNA molecules in this entry.

5.4 Non-standard residues in protein, DNA, RNA chains (i)

There are no non-standard protein/DNA/RNA residues in this entry.

5.5 Carbohydrates (i)

There are no oligosaccharides in this entry.

5.6 Ligand geometry (i)

There are no ligands in this entry.

5.7 Other polymers (i)

There are no such residues in this entry.

5.8 Polymer linkage issues (i)

There are no chain breaks in this entry.

6 Map visualisation (i)

This section contains visualisations of the EMDB entry EMD-18518. These allow visual inspection of the internal detail of the map and identification of artifacts.

Images derived from a raw map, generated by summing the deposited half-maps, are presented below the corresponding image components of the primary map to allow further visual inspection and comparison with those of the primary map.

6.1 Orthogonal projections (i)

6.1.1 Primary map



X



Y



Z

6.1.2 Raw map

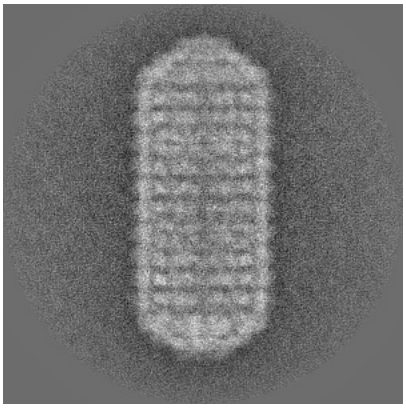

X



Y

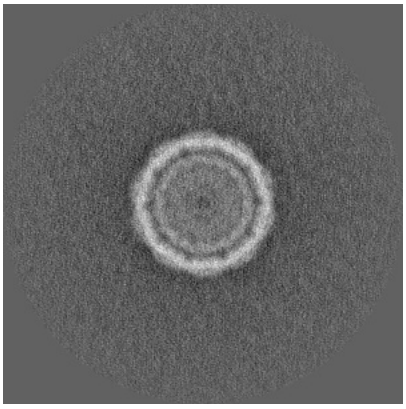

Z

The images above show the map projected in three orthogonal directions.

6.2 Central slices (i)

6.2.1 Primary map

X Index: 360


Y Index: 360


Z Index: 360

6.2.2 Raw map


X Index: 360


Y Index: 360


Z Index: 360

The images above show central slices of the map in three orthogonal directions.

6.3 Largest variance slices (i)

6.3.1 Primary map



X Index: 434



Y Index: 466



Z Index: 139

6.3.2 Raw map



X Index: 365



Y Index: 365



Z Index: 348

The images above show the largest variance slices of the map in three orthogonal directions.

6.4 Orthogonal standard-deviation projections (False-color) (i)

6.4.1 Primary map


X


Y


Z

6.4.2 Raw map

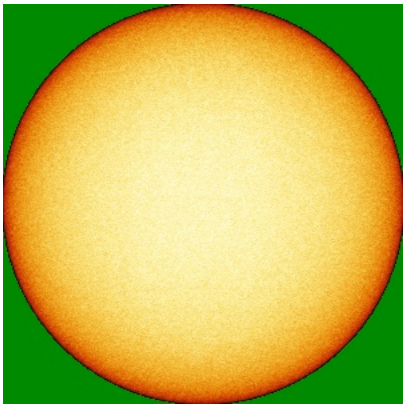
X

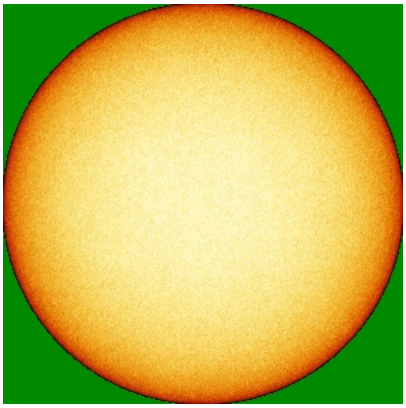
Y

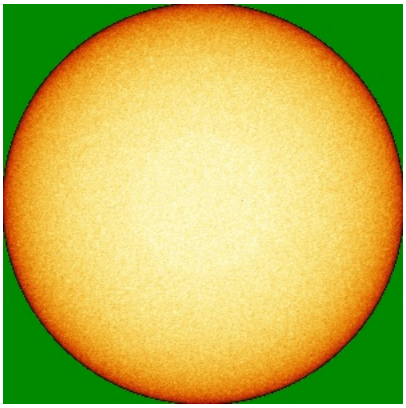
Z

The images above show the map standard deviation projections with false color in three orthogonal directions. Minimum values are shown in green, max in blue, and dark to light orange shades represent small to large values respectively.

6.5 Orthogonal surface views (i)

6.5.1 Primary map



X Y Z

The images above show the 3D surface view of the map at the recommended contour level 0.011. These images, in conjunction with the slice images, may facilitate assessment of whether an appropriate contour level has been provided.

6.5.2 Raw map

X Y Z

These images show the 3D surface of the raw map. The raw map's contour level was selected so that its surface encloses the same volume as the primary map does at its recommended contour level.

6.6 Mask visualisation (i)

This section shows the 3D surface view of the primary map at 50% transparency overlaid with the specified mask at 0% transparency

A mask typically either:

- Encompasses the whole structure
- Separates out a domain, a functional unit, a monomer or an area of interest from a larger structure

6.6.1 emd_18518_msk_1.map (i)



X



Y



Z

7 Map analysis (i)

This section contains the results of statistical analysis of the map.

7.1 Map-value distribution (i)

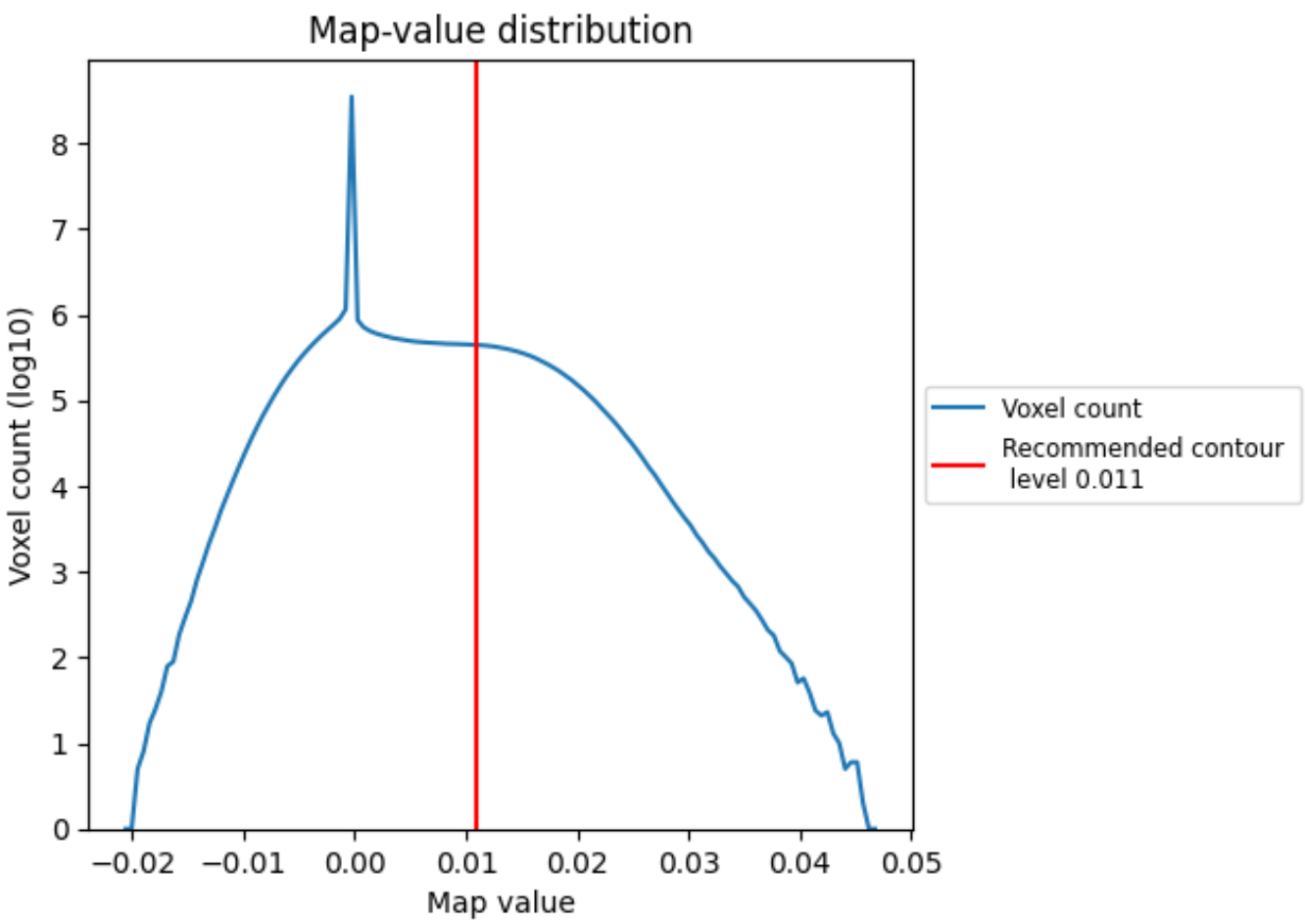

The map-value distribution is plotted in 128 intervals along the x-axis. The y-axis is logarithmic. A spike in this graph at zero usually indicates that the volume has been masked.

7.2 Volume estimate (i)

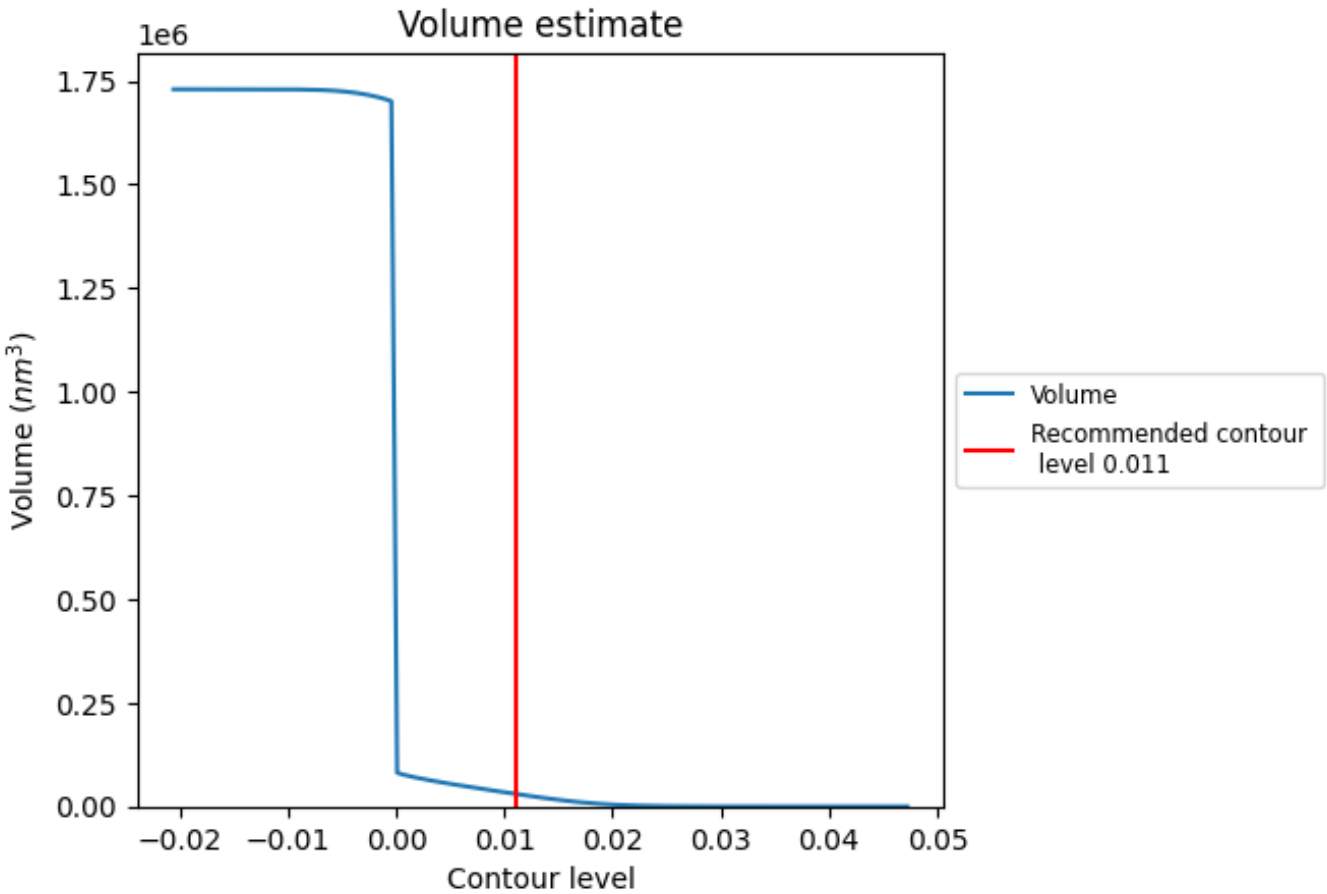

The volume at the recommended contour level is 30361 nm^3; this corresponds to an approximate mass of 27426 kDa.

The volume estimate graph shows how the enclosed volume varies with the contour level. The recommended contour level is shown as a vertical line and the intersection between the line and the curve gives the volume of the enclosed surface at the given level.

7.3 Rotationally averaged power spectrum (i)

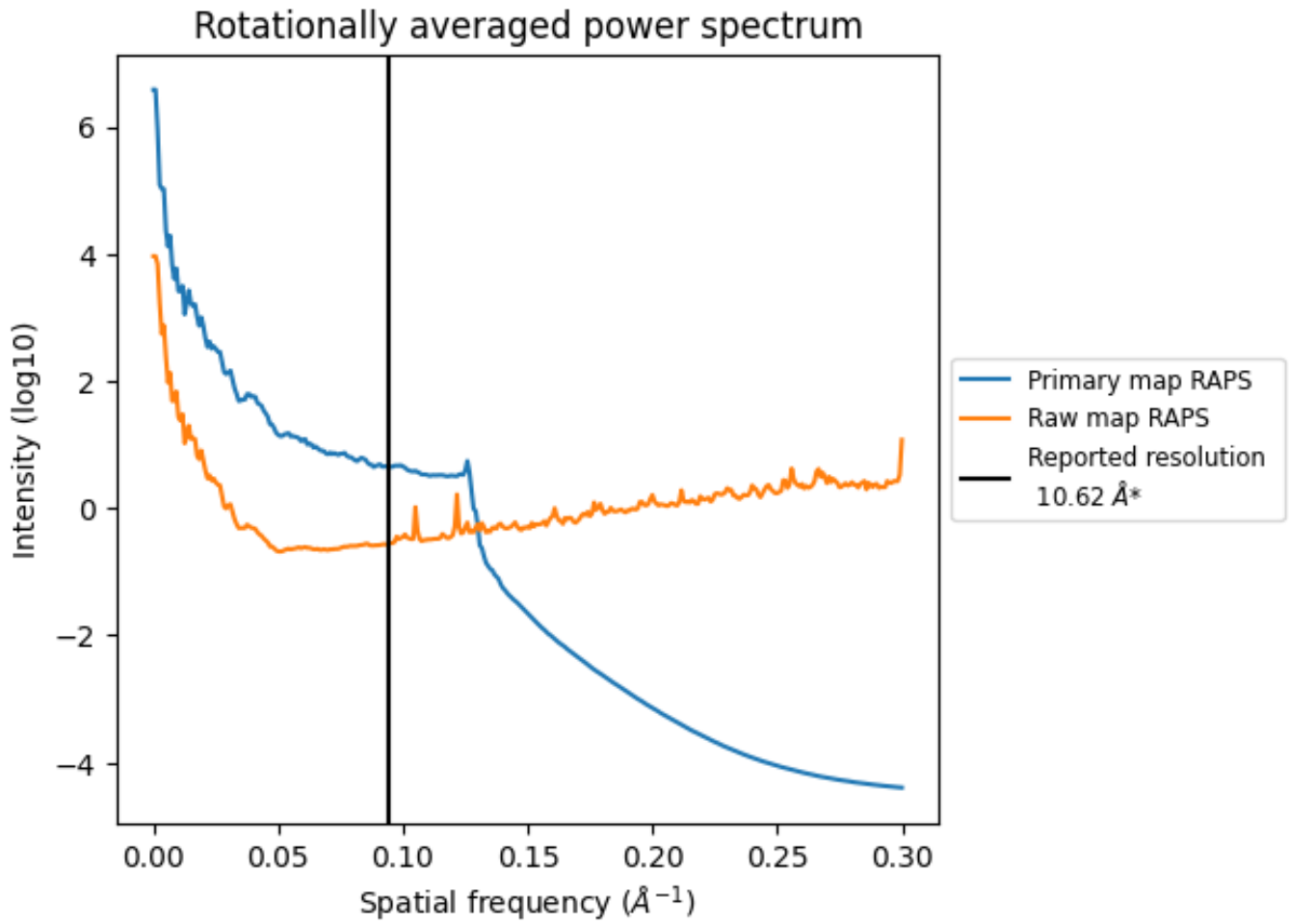

*Reported resolution corresponds to spatial frequency of 0.094 Å^{-1}

8 Fourier-Shell correlation (i)

Fourier-Shell Correlation (FSC) is the most commonly used method to estimate the resolution of single-particle and subtomogram-averaged maps. The shape of the curve depends on the imposed symmetry, mask and whether or not the two 3D reconstructions used were processed from a common reference. The reported resolution is shown as a black line. A curve is displayed for the half-bit criterion in addition to lines showing the 0.143 gold standard cut-off and 0.5 cut-off.

8.1 FSC (i)

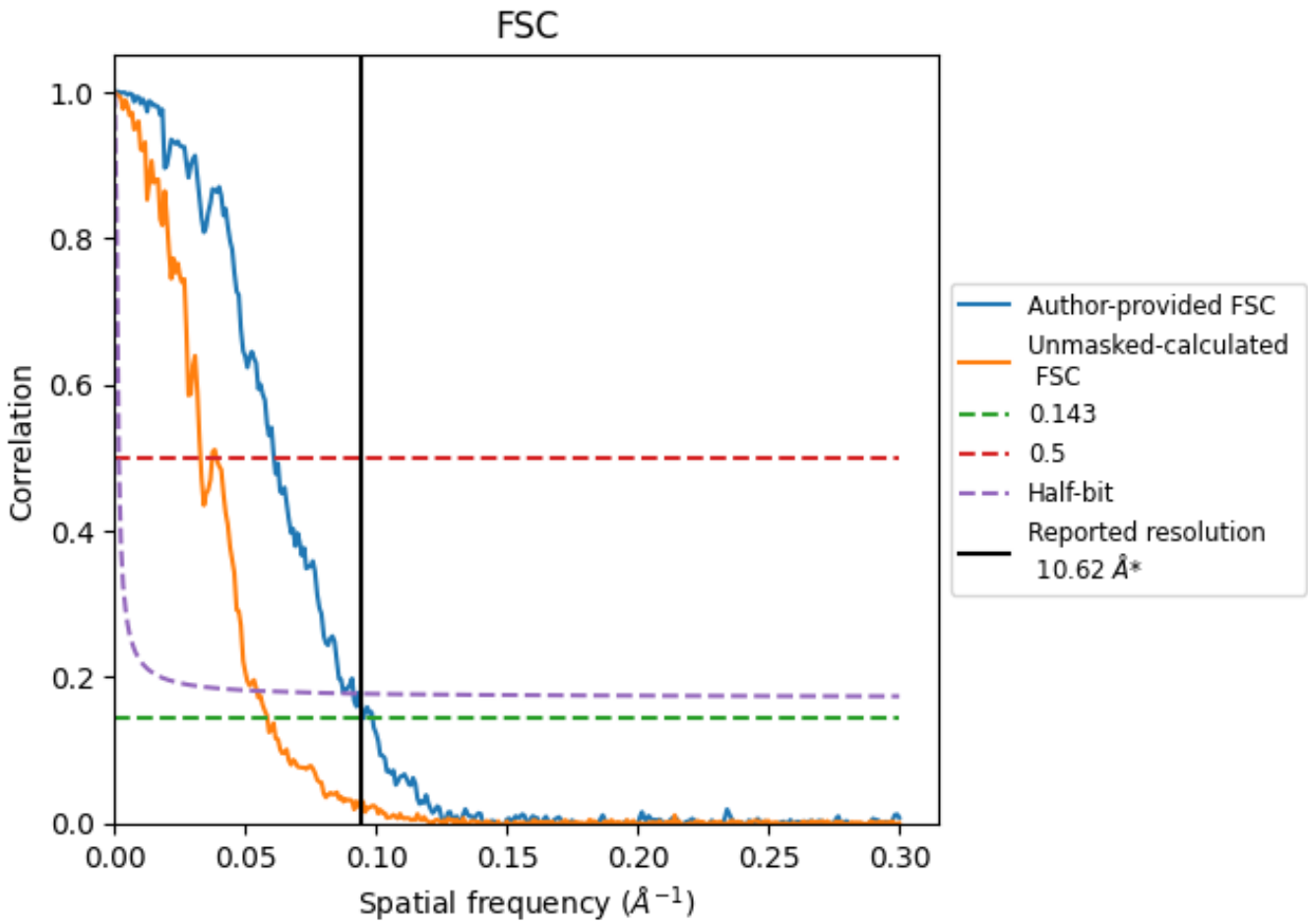

*Reported resolution corresponds to spatial frequency of 0.094 Å^{-1}

8.2 Resolution estimates (i)

Resolution estimate (Å)	Estimation criterion (FSC cut-off)		
	0.143	0.5	Half-bit
Reported by author	10.62	-	-
Author-provided FSC curve	10.53	16.42	10.94
Unmasked-calculated*	17.12	30.40	18.38

*Resolution estimate based on FSC curve calculated by comparison of deposited half-maps. The value from deposited half-maps intersecting FSC 0.143 CUT-OFF 17.12 differs from the reported value 10.62 by more than 10 %

9 Map-model fit (i)

This section contains information regarding the fit between EMDB map EMD-18518 and PDB model 8QO0. Per-residue inclusion information can be found in section 3 on page 157.

9.1 Map-model overlay (i)

This section was not generated.

9.2 Q-score mapped to coordinate model (i)

This section was not generated.

9.3 Atom inclusion mapped to coordinate model (i)

This section was not generated.

9.4 Atom inclusion (i)

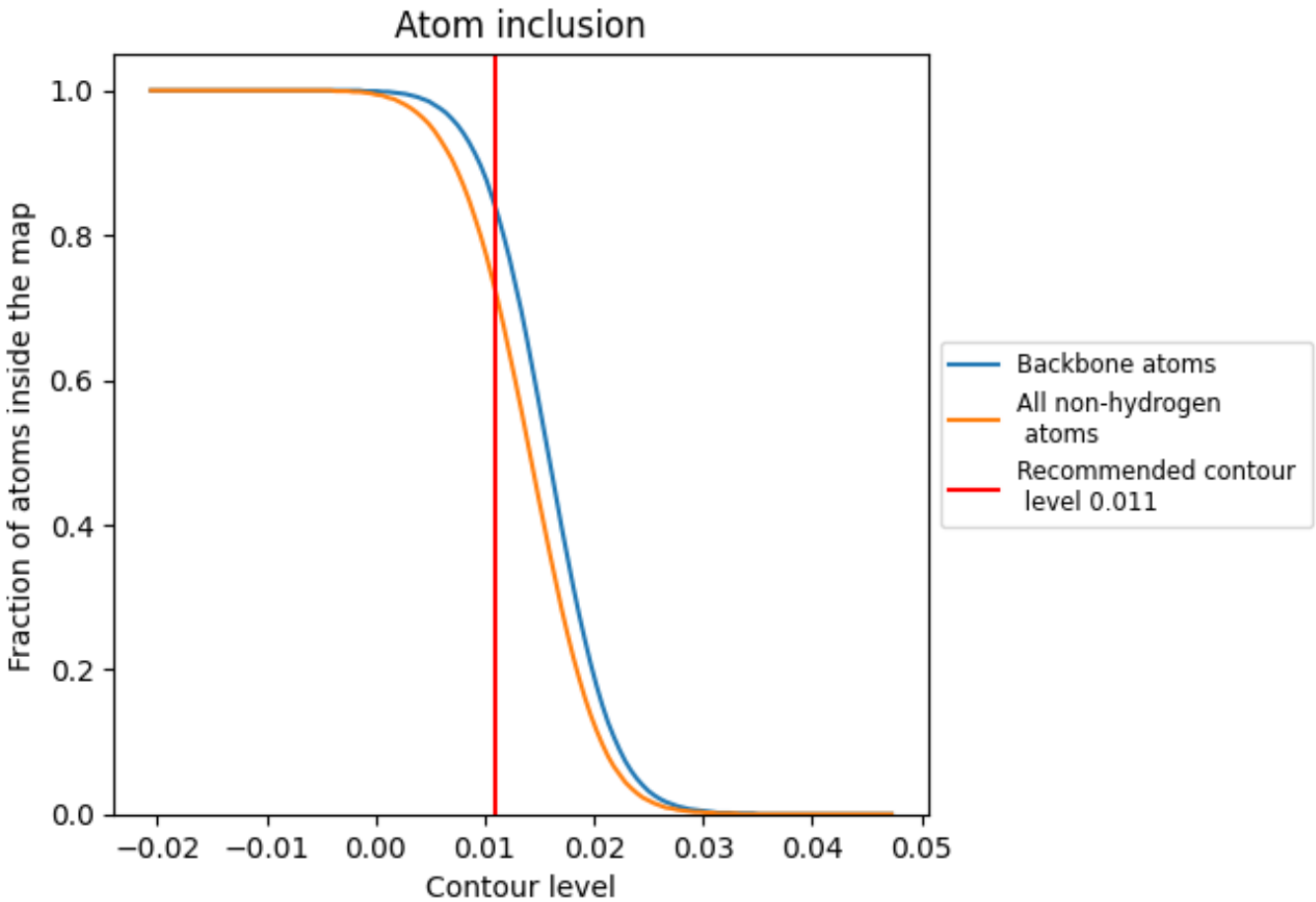

At the recommended contour level, 84% of all backbone atoms, 72% of all non-hydrogen atoms, are inside the map.

9.5 Map-model fit summary (i)

The table lists the average atom inclusion at the recommended contour level (0.011) and Q-score for the entire model and for each chain.

Chain	Atom inclusion
All	0.7220
AA	0.7810
AB	0.7820
AC	0.7590
AD	0.7220
AE	0.7570
AF	0.7370
AG	0.7440
AH	0.7240
AI	0.7560
AJ	0.6780
AK	0.7460
AL	0.8050
AM	0.7050
AN	0.6980
AO	0.7530
AP	0.7010
AQ	0.7280
AR	0.7420
AS	0.7220
AT	0.6940
AU	0.7840
AV	0.7430
AW	0.7430
AX	0.6960
AY	0.7230
AZ	0.7640
Aa	0.7360
Ab	0.8050
Ac	0.8050
Ad	0.7540
Ae	0.7640
Af	0.8020
Ag	0.7670
Ah	0.6990

Continued on next page...

Continued from previous page...

Chain	Atom inclusion
Ai	0.7630
Aj	0.7280
Ak	0.7640
Al	0.7600
Am	0.7630
An	0.7630
Ao	0.7530
Ap	0.7500
Aq	0.8050
Ar	0.7900
As	0.8100
At	0.7800
Au	0.7870
Av	0.7620
Aw	0.7650
Ax	0.7360
Ay	0.7060
Az	0.7990
BA	0.7610
BB	0.7820
BC	0.7510
BD	0.7340
BE	0.7980
BF	0.7460
BG	0.7990
BH	0.7760
BI	0.7820
BJ	0.7560
BK	0.7510
BL	0.7100
BM	0.7630
BN	0.7450
BO	0.7410
BP	0.7390
BQ	0.7950
BR	0.7580
BS	0.6810
BT	0.7500
BU	0.7400
BV	0.7710
BW	0.7510
BX	0.7890

Continued on next page...

Continued from previous page...

Chain	Atom inclusion
BY	0.7230
BZ	0.7850
Ba	0.7410
Bb	0.7710
Bc	0.7770
Bd	0.7860
Be	0.7340
Bf	0.8110
Bg	0.8200
Bh	0.7420
Bi	0.7490
Bj	0.7540
Bk	0.7720
Bl	0.8170
Bm	0.6890
Bn	0.6740
Bo	0.7050
Bp	0.6680
Bq	0.7550
Br	0.6960
Bs	0.7420
Bt	0.6760
Bu	0.7150
Bv	0.7500
Bw	0.8080
Bx	0.7130
By	0.6900
Bz	0.7610
CA	0.7300
CB	0.7150
CC	0.7660
CD	0.7560
CE	0.7120
CF	0.7270
CG	0.7110
CH	0.6730
CI	0.7690
CJ	0.7370
CK	0.8140
CL	0.7300
CM	0.7500
CN	0.7630

Continued on next page...

Continued from previous page...

Chain	Atom inclusion
CO	0.7350
CP	0.7330
CQ	0.6910
CR	0.8360
CS	0.8220
CT	0.7520
CU	0.7270
CV	0.7950
CW	0.7910
CX	0.7630
CY	0.7280
CZ	0.8120
Ca	0.7500
Cb	0.8270
Cc	0.7720
Cd	0.7150
Ce	0.7390
Cf	0.7390
Cg	0.7230
Ch	0.7850
Ci	0.7410
Cj	0.7380
Ck	0.7400
Cl	0.7980
Cm	0.7640
Cn	0.6950
Co	0.8160
Cp	0.7690
Cq	0.7970
Cr	0.7380
Cs	0.7750
Ct	0.8010
Cu	0.7790
Cv	0.7860
Cw	0.8030
Cx	0.7580
Cy	0.8060
Cz	0.7830
DA	0.7520
DB	0.6910
DC	0.7960
DD	0.7370

Continued on next page...

Continued from previous page...

Chain	Atom inclusion
DE	0.7910
DF	0.7790
DG	0.7470
DH	0.7980
DI	0.6910
DJ	0.7720
DK	0.6050
DL	0.7200
DM	0.6220
DN	0.4660
DO	0.7300
DP	0.6870
DQ	0.4430
DR	0.6740
DS	0.5730
DT	0.5830
DU	0.5500
DV	0.7300
DW	0.5580
DX	0.7200
DY	0.6680
DZ	0.7650
Da	0.6320
Db	0.4980
Dc	0.7720
Dd	0.7020
De	0.5600
Df	0.7510
Dg	0.7510
Dh	0.6740
Di	0.6980
Dj	0.6740
Dk	0.8530
Dl	0.7200
Dm	0.8140
Dn	0.6450
Do	0.7620
Dp	0.7490
Dq	0.7650
Dr	0.6290
Ds	0.8010
Dt	0.7000

Continued on next page...

Continued from previous page...

Chain	Atom inclusion
Du	0.6250
Dv	0.7390
Dw	0.2120
Dx	0.7260
Dy	0.7130
Dz	0.6710
EA	0.7600
EB	0.5790
EC	0.7260
ED	0.6880
EE	0.6190
EF	0.7730
EG	0.6640
EH	0.5830
EI	0.6940
EJ	0.5930
EK	0.8570
EL	0.7100
EM	0.6550
EN	0.7560
EO	0.7580
EP	0.6770
EQ	0.6030
ER	0.6870
ES	0.7230
ET	0.8220
EU	0.6960
EV	0.6840
EW	0.6610
EX	0.6090
EY	0.7430
EZ	0.6710
Ea	0.6930
Eb	0.6160
Ec	0.6090
Ed	0.7150
Ee	0.7040
Ef	0.5570
Eg	0.7470
Eh	0.7110
Ei	0.6840
Ej	0.6930

Continued on next page...

Continued from previous page...

Chain	Atom inclusion
Ek	0.7460
El	0.6350
Em	0.6890
En	0.7280
Eo	0.7130
Ep	0.7590
Eq	0.8030
Er	0.7750
Es	0.7040
Et	0.7530
Eu	0.7850
Ev	0.7650
Ew	0.6920
Ex	0.7400
Ey	0.6650
Ez	0.7560
FA	0.7390
FB	0.7100
FC	0.7470
FD	0.7050
FE	0.7380
FF	0.7480
FG	0.7470
FH	0.7480
FI	0.7210
FJ	0.8060
FK	0.7530
FL	0.7440
FM	0.6950
FN	0.7300
FO	0.7520
FP	0.7450
FQ	0.7930
FR	0.7950
FS	0.7540
FT	0.7490
FU	0.7940
FV	0.7920
FW	0.7470
FX	0.7630
FY	0.7420
FZ	0.7860

Continued on next page...

Continued from previous page...

Chain	Atom inclusion
Fa	0.7840
Fb	0.7630
Fc	0.7550
Fd	0.7720
Fe	0.7900
Ff	0.7630
Fg	0.7650
Fh	0.7670
Fi	0.7420
Fj	0.7950
Fk	0.8100
Fl	0.7750
Fm	0.7540
Fn	0.7430
Fo	0.7980
Fp	0.7950
Fq	0.7990
Fr	0.7680
Fs	0.7390
Ft	0.7560
Fu	0.7140
Fv	0.7790
Fw	0.7770
Fx	0.7960
Fy	0.7680
Fz	0.8090
GA	0.7160
GB	0.7600
GC	0.7710
GD	0.7710
GE	0.7650
GF	0.7770
GG	0.7810
GH	0.6740
GI	0.7810
GJ	0.7550
GK	0.7820
GL	0.7650
GM	0.8030
GN	0.7240
GO	0.7650
GP	0.7180

Continued on next page...

Continued from previous page...

Chain	Atom inclusion
GQ	0.7590
GR	0.7990
GS	0.7540
GT	0.7100
GU	0.8220
GV	0.8240
GW	0.7560
GX	0.7210
GY	0.7680
GZ	0.7590
Ga	0.7710
Gb	0.7090
Gc	0.6630
Gd	0.7760
Ge	0.6850
Gf	0.7320
Gg	0.7470
Gh	0.7740
Gi	0.7330
Gj	0.7100
Gk	0.6500
Gl	0.7500
Gm	0.7160
Gn	0.7240
Go	0.7180
Gp	0.7870
Gq	0.7260
Gr	0.8080
Gs	0.7130
Gt	0.7720
Gu	0.6900
Gv	0.6830
Gw	0.7310
Gx	0.7890
Gy	0.7430
Gz	0.7940
HA	0.7150
HB	0.7500
HC	0.7450
HD	0.7840
HE	0.7280
HF	0.7300

Continued on next page...

Continued from previous page...

Chain	Atom inclusion
HG	0.8340
HH	0.7990
HI	0.7850
HJ	0.7300
HK	0.8200
HL	0.7540
HM	0.7240
HN	0.7560
HO	0.8040
HP	0.7500
HQ	0.7820
HR	0.7260
HS	0.7430
HT	0.7740
HU	0.7980
HV	0.7040
HW	0.7430
HX	0.7300
HY	0.7330
HZ	0.7570
Ha	0.8000
Hb	0.7240
Hc	0.7090
Hd	0.8010
He	0.7940
Hf	0.7530
Hg	0.7350
Hh	0.7960
Hi	0.7860
Hj	0.7870
Hk	0.8080
Hl	0.7900
Hm	0.8080
Hn	0.7870
Ho	0.8130
Hp	0.7830
Hq	0.7040
Hr	0.7880
Hs	0.7420
Ht	0.7750
Hu	0.7670
Hv	0.7570

Continued on next page...

Continued from previous page...

Chain	Atom inclusion
Hw	0.7810
Hx	0.7780
Hy	0.7560
Hz	0.5850
IA	0.6480
IB	0.6740
IC	0.4660
ID	0.7560
IE	0.6940
IF	0.6350
IG	0.6250
IH	0.5800
II	0.6970
IJ	0.6060
IK	0.7620
IL	0.4690
IM	0.7360
IN	0.7040
IO	0.7780
IP	0.6610
IQ	0.5800
IR	0.7200
IS	0.7290
IT	0.6250
IU	0.7650
IV	0.6220
IW	0.6470
IX	0.6700
IY	0.7790
IZ	0.8220
Ia	0.7230
Ib	0.8020
Ic	0.6610
Id	0.7040
Ie	0.6970
If	0.7230
Ig	0.6870
Ih	0.7430
Ii	0.7170
Ij	0.6250
Ik	0.7070
Il	0.3620

Continued on next page...

Continued from previous page...

Chain	Atom inclusion
Im	0.6580
In	0.6770
Io	0.6970
Ip	0.7600
Iq	0.4130
Ir	0.8110
Is	0.6760
It	0.6840
Iu	0.7820
Iv	0.6220
Iw	0.6960
Ix	0.6940
Iy	0.6670
Iz	0.7910
JA	0.6780
JB	0.6480
JC	0.6710
JD	0.7160
JE	0.7520
JF	0.5700
JG	0.7490
JH	0.7330
JI	0.6970
JJ	0.7490
JK	0.8090
JL	0.5770
JM	0.6770
JN	0.6960
JO	0.6350
JP	0.7250
JQ	0.7070
JR	0.6870
JS	0.6960
JT	0.7070
JU	0.5770
JV	0.7050
JW	0.6160
JX	0.6480
JY	0.6810
JZ	0.6220
Ja	0.6510
Jb	0.6220

Continued on next page...

Continued from previous page...

Chain	Atom inclusion
Jc	0.7310
Jd	0.6740
Je	0.7550
Jf	0.7670
Jg	0.7550
Jh	0.7250
Ji	0.7420
Jj	0.7370
Jk	0.7330
Jl	0.7010
Jm	0.7160
Jn	0.7400
Jo	0.7730
Jp	0.7630
Jq	0.7500
Jr	0.7000
Js	0.7180
Jt	0.7520
Ju	0.7560
Jv	0.7340
Jw	0.7370
Jx	0.6560
Jy	0.7670
Jz	0.7400
KA	0.7350
KB	0.7360
KC	0.7360
KD	0.7400
KE	0.7370
KF	0.7960
KG	0.8240
KH	0.7630
KI	0.7730
KJ	0.8050
KK	0.7580
KL	0.7350
KM	0.7830
KN	0.7420
KO	0.7720
KP	0.7720
KQ	0.7520
KR	0.7590

Continued on next page...

Continued from previous page...

Chain	Atom inclusion
KS	0.7470
KT	0.7800
KU	0.7560
KV	0.7420
KW	0.7390
KX	0.7610
KY	0.7730
KZ	0.7670
Ka	0.7720
Kb	0.7350
Kc	0.7560
Kd	0.8060
Ke	0.7530
Kf	0.7960
Kg	0.7750
Kh	0.7550
Ki	0.7830
Kj	0.7430
Kk	0.8040
Kl	0.7500
Km	0.7630
Kn	0.7550
Ko	0.8050
Kp	0.7530
Kq	0.8100
Kr	0.7740
Ks	0.7770
Kt	0.7460
Ku	0.8000
Kv	0.7850
Kw	0.7300
Kx	0.7340
Ky	0.7260
Kz	0.7630
LA	0.7550
LB	0.7850
LC	0.6970
LD	0.7550
LE	0.7440
LF	0.7590
LG	0.7590
LH	0.7790

Continued on next page...

Continued from previous page...

Chain	Atom inclusion
LI	0.7340
LJ	0.8260
LK	0.8020
LL	0.7630
LM	0.7470
LN	0.7350
LO	0.7240
LP	0.7560
LQ	0.6820
LR	0.6720
LS	0.7400
LT	0.6280
LU	0.7680
LV	0.7360
LW	0.7580
LX	0.7380
LY	0.6350
LZ	0.6850
La	0.7630
Lb	0.7430
Lc	0.7770
Ld	0.7250
Le	0.7080
Lf	0.7770
Lg	0.7980
Lh	0.6920
Li	0.7130
Lj	0.6630
Lk	0.7540
Ll	0.7500
Lm	0.7840
Ln	0.7680
Lo	0.8140
Lp	0.7760
Lq	0.7850
Lr	0.7290
Ls	0.7690
Lt	0.7650
Lu	0.6590
Lv	0.8060
Lw	0.7760
Lx	0.7910

Continued on next page...

Continued from previous page...

Chain	Atom inclusion
Ly	0.7640
Lz	0.8490
MA	0.7380
MB	0.7660
MC	0.7190
MD	0.8230
ME	0.7640
MF	0.8170
MG	0.7380
MH	0.7250
MI	0.7530
MJ	0.7650
MK	0.7090
ML	0.6960
MM	0.7060
MN	0.7840
MO	0.8210
MP	0.7680
MQ	0.7680
MR	0.7630
MS	0.8490
MT	0.7940
MU	0.7580
MV	0.6920
MW	0.7340
MX	0.8030
MY	0.7650
MZ	0.7890
Ma	0.7860
Mb	0.8240
Mc	0.7480
Md	0.7830
Me	0.7430
Mf	0.7230
Mg	0.7960
Mh	0.7690
Mi	0.7830
Mj	0.7570
Mk	0.7350
Ml	0.7580
Mm	0.7140
Mn	0.7850

Continued on next page...

Continued from previous page...

Chain	Atom inclusion
Mo	0.6120
Mp	0.6290
Mq	0.6810
Mr	0.4820
Ms	0.7200
Mt	0.6250
Mu	0.5110
Mv	0.5830
Mw	0.6160
Mx	0.5730
My	0.5310
Mz	0.7100
NA	0.3990
NB	0.7360
NC	0.7170
ND	0.6740
NE	0.6250
NF	0.5240
NG	0.7750
NH	0.6900
NI	0.6550
NJ	0.7910
NK	0.6580
NL	0.6630
NM	0.6820
NN	0.6510
NO	0.7950
NP	0.7070
NQ	0.8140
NR	0.6550
NS	0.7590
NT	0.7490
NU	0.7520
NV	0.7360
NW	0.8340
NX	0.7300
NY	0.6640
NZ	0.6770
Na	0.3750
Nb	0.7460
Nc	0.7820
Nd	0.7460

Continued on next page...

Continued from previous page...

Chain	Atom inclusion
Ne	0.6550
Nf	0.6190
Ng	0.7390
Nh	0.8020
Ni	0.6680
Nj	0.7390
Nk	0.6380
Nl	0.6520
Nm	0.7170
Nn	0.6470
No	0.8180
Np	0.7370
Nq	0.6380
Nr	0.7590
Ns	0.7370
Nt	0.6710
Nu	0.6610
Nv	0.7280
Nw	0.6910
Nx	0.7330
Ny	0.7880
Nz	0.7520
OA	0.7780
OB	0.5900
OC	0.6960
OD	0.7230
OE	0.6870
OF	0.5930
OG	0.6380
OH	0.7190
OI	0.7720
OJ	0.6040
OK	0.7520
OL	0.6770
OM	0.6320
ON	0.7470
OO	0.7950
OP	0.7000
OQ	0.5670
OR	0.6870
OS	0.5470
OT	0.7690

Continued on next page...

Continued from previous page...

Chain	Atom inclusion
OU	0.7750
OV	0.7970
OW	0.7100
OX	0.7220
OY	0.7800
OZ	0.7470
Oa	0.6900
Ob	0.7450
Oc	0.6890
Od	0.7270
Oe	0.7150
Of	0.7250
Og	0.7210
Oh	0.7150
Oi	0.7090
Oj	0.7240
Ok	0.7200
Ol	0.7390
Om	0.7330
On	0.7710
Oo	0.7410
Op	0.7160
Oq	0.6910
Or	0.7160
Os	0.7570
Ot	0.7320
Ou	0.8040
Ov	0.8140
Ow	0.7640
Ox	0.7850
Oy	0.8030
Oz	0.7790
PA	0.7410
PB	0.7540
PC	0.7480
PD	0.7730
PE	0.7770
PF	0.7930
PG	0.7730
PH	0.7590
PI	0.7850
PJ	0.7860

Continued on next page...

Continued from previous page...

Chain	Atom inclusion
PK	0.7660
PL	0.7980
PM	0.7520
PN	0.7700
PO	0.7740
PP	0.7750
PQ	0.7720
PR	0.7430
PS	0.8360
PT	0.8020
PU	0.8010
PV	0.7810
PW	0.7330
PX	0.7850
PY	0.7310
PZ	0.8090
Pa	0.8040
Pb	0.8070
Pc	0.7920
Pd	0.8160
Pe	0.7480
Pf	0.7920
Pg	0.7900
Ph	0.7870
Pi	0.7830
Pj	0.7600
Pk	0.7610
Pl	0.6980
Pm	0.7660
Pn	0.7510
Po	0.7420
Pp	0.7800
Pq	0.8120
Pr	0.7190
Ps	0.7690
Pt	0.7080
Pu	0.7460
Pv	0.7690
Pw	0.7420
Px	0.7500
Py	0.8060
Pz	0.8160

Continued on next page...

Continued from previous page...

Chain	Atom inclusion
QA	0.7140
QB	0.7580
QC	0.7790
QD	0.7390
QE	0.7750
QF	0.6600
QG	0.6530
QH	0.6790
QI	0.6500
QJ	0.6970
QK	0.6760
QL	0.7280
QM	0.6340
QN	0.7660
QO	0.7300
QP	0.8260
QQ	0.6990
QR	0.7360
QS	0.7130
QT	0.7830
QU	0.7560
QV	0.7810
QW	0.7250
QX	0.7310
QY	0.7040
QZ	0.7290
Qa	0.8130
Qb	0.7910
Qc	0.7590
Qd	0.8230
Qe	0.7350
Qf	0.7530
Qg	0.7340
Qh	0.7710
Qi	0.7500
Qj	0.7310
Qk	0.8460
Ql	0.7790
Qm	0.7510
Qn	0.7330
Qo	0.8010
Qp	0.7780

Continued on next page...

Continued from previous page...

Chain	Atom inclusion
Qq	0.7750
Qr	0.7210
Qs	0.7910
Qt	0.7440
Qu	0.7920
Qv	0.7400
Qw	0.7280
Qx	0.7010
Qy	0.7940
Qz	0.7050
RA	0.6970
RB	0.7120
RC	0.7750
RD	0.7800
RE	0.7880
RF	0.7380
RG	0.6690
RH	0.7880
RI	0.7550
RJ	0.7600
RK	0.7050
RL	0.7250
RM	0.8410
RN	0.7950
RO	0.7890
RP	0.7990
RQ	0.8190
RR	0.8410
RS	0.8090
RT	0.7930
RU	0.7700
RV	0.8100
RW	0.7580
RX	0.7590
RY	0.7430
RZ	0.7190
Ra	0.7760
Rb	0.7540
Rc	0.7820
Rd	0.5350
Re	0.6870
Rf	0.5730

Continued on next page...

Continued from previous page...

Chain	Atom inclusion
Rg	0.4200
Rh	0.7000
Ri	0.6220
Rj	0.5440
Rk	0.5410
Rl	0.5600
Rm	0.5930
Rn	0.6090
Ro	0.7130
Rp	0.5310
Rq	0.6740
Rr	0.6770
Rs	0.7620
Rt	0.6350
Ru	0.5210
Rv	0.8050
Rw	0.6090
Rx	0.5700
Ry	0.7260
Rz	0.7070
SA	0.6740
SB	0.6630
SC	0.6590
SD	0.7750
SE	0.6910
SF	0.8020
SG	0.7000
SH	0.7040
SI	0.7620
SJ	0.7070
SK	0.7460
SL	0.7000
SM	0.7690
SN	0.6060
SO	0.7260
SP	0.3170
SQ	0.7260
SR	0.6840
SS	0.7360
ST	0.7100
SU	0.5420
SV	0.7390

Continued on next page...

Continued from previous page...

Chain	Atom inclusion
SW	0.6840
SX	0.6510
SY	0.8130
SZ	0.7000
Sa	0.7370
Sb	0.7170
Sc	0.7290
Sd	0.7870
Se	0.7880
Sf	0.7490
Sg	0.7000
Sh	0.7100
Si	0.6970
Sj	0.6090
Sk	0.7460
Sl	0.8090
Sm	0.6810
Sn	0.7520
So	0.6220
Sp	0.6450
Sq	0.6510
Sr	0.7340
Ss	0.7170
St	0.6990
Su	0.5640
Sv	0.6030
Sw	0.6600
Sx	0.6770
Sy	0.6580
Sz	0.6720
TA	0.6580
TB	0.6550
TC	0.7550
TD	0.6870
TE	0.6420
TF	0.5370
TG	0.6570
TH	0.6320
TI	0.7660
TJ	0.7570
TK	0.7690
TL	0.7000

Continued on next page...

Continued from previous page...

Chain	Atom inclusion
TM	0.7540
TN	0.7590
TO	0.7650
TP	0.6890
TQ	0.7160
TR	0.6840
TS	0.7590
TT	0.7370
TU	0.7250
TV	0.7530
TW	0.7340
TX	0.7200
TY	0.7470
TZ	0.7800
Ta	0.7470
Tb	0.7060
Tc	0.7580
Td	0.7300
Te	0.7100
Tf	0.6870
Tg	0.6870
Th	0.7290
Ti	0.7310
Tj	0.7930
Tk	0.8060
Tl	0.7660
Tm	0.7740
Tn	0.7860
To	0.7770
Tp	0.7300
Tq	0.7870
Tr	0.7300
Ts	0.7410
Tt	0.7790
Tu	0.7650
Tv	0.7860
Tw	0.7780
Tx	0.7600
Ty	0.7430
Tz	0.7660
UA	0.7730
UB	0.7670

Continued on next page...

Continued from previous page...

Chain	Atom inclusion
UC	0.7670
UD	0.7900
UE	0.8010
UF	0.7590
UG	0.7410
UH	0.8100
UI	0.7670
UJ	0.7820
UK	0.7570
UL	0.7000
UM	0.7640
UN	0.7240
UO	0.7990
UP	0.7770
UQ	0.7930
UR	0.7590
US	0.7760
UT	0.7380
UU	0.7870
UV	0.7770
UW	0.7860
UX	0.7640
UY	0.7690
UZ	0.7860
Ua	0.6990
Ub	0.7430
Uc	0.7330
Ud	0.7690
Ue	0.7040
Uf	0.7840
Ug	0.6990
Uh	0.7220
Ui	0.7190
Uj	0.7210
Uk	0.7440
Ul	0.7360
Um	0.7200
Un	0.8440
Uo	0.8360
Up	0.6970
Uq	0.7870
Ur	0.7700

Continued on next page...

Continued from previous page...

Chain	Atom inclusion
Us	0.7770
Ut	0.8340
Uu	0.7120
Uv	0.6670
Uw	0.7200
Ux	0.6320
Uy	0.7320
Uz	0.7400
VA	0.7190
VB	0.6790
VC	0.7440
VD	0.7410
VE	0.7930
VF	0.7060
VG	0.7220
VH	0.6940
VI	0.6980
VJ	0.7340
VK	0.7900
VL	0.7530
VM	0.7310
VN	0.6880
VO	0.7270
VP	0.7230
VQ	0.7940
VR	0.7690
VS	0.7980
VT	0.7610
VU	0.7550
VV	0.7300
VW	0.7690
VX	0.7540
VY	0.7620
VZ	0.7680
Va	0.7290
Vb	0.7460
Vc	0.7540
Vd	0.7850
Ve	0.7620
Vf	0.7330
Vg	0.7000
Vh	0.7990

Continued on next page...

Continued from previous page...

Chain	Atom inclusion
Vi	0.7380
Vj	0.8360
Vk	0.7850
Vl	0.7210
Vm	0.7170
Vn	0.7460
Vo	0.7050
Vp	0.7430
Vq	0.7130
Vr	0.7760
Vs	0.7850
Vt	0.7720
Vu	0.7430
Vv	0.7360
Vw	0.7750
Vx	0.7770
Vy	0.7410
Vz	0.7040
WA	0.7110
WB	0.8170
WC	0.8120
WD	0.8030
WE	0.8280
WF	0.7700
WG	0.7790
WH	0.7790
WI	0.7990
WJ	0.7140
WK	0.8150
WL	0.6910
WM	0.7730
WN	0.7540
WO	0.7370
WP	0.7380
WQ	0.7680
WR	0.7490
WS	0.6390
WT	0.6320
WU	0.6380
WV	0.4200
WW	0.6810
WX	0.7230

Continued on next page...

Continued from previous page...

Chain	Atom inclusion
WY	0.4140
WZ	0.5570
Wa	0.5600
Wb	0.4850
Wc	0.5600
Wd	0.7780
We	0.4500
Wf	0.7620
Wg	0.7070
Wh	0.7430
Wi	0.5370
Wj	0.4530
Wk	0.7880
Wl	0.6590
Wm	0.6030
Wn	0.7130
Wo	0.6840
Wp	0.6900
Wq	0.5850
Wr	0.6510
Ws	0.8370
Wt	0.6910
Wu	0.8100
Wv	0.7490
Ww	0.7000
Wx	0.7520
Wy	0.6580
Wz	0.6510
XA	0.7720
XB	0.7430
XC	0.6580
XD	0.7460
XE	0.4330
XF	0.6910
XG	0.7230
XH	0.7590
XI	0.7430
XJ	0.4370
XK	0.7330
XL	0.6720
XM	0.6640
XN	0.7460

Continued on next page...

Continued from previous page...

Chain	Atom inclusion
XO	0.7100
XP	0.7570
XQ	0.7290
XR	0.6470
XS	0.8370
XT	0.7190
XU	0.7160
XV	0.6970
XW	0.7220
XX	0.7100
XY	0.7330
XZ	0.7020
Xa	0.6580
Xb	0.7100
Xc	0.7190
Xd	0.6320
Xe	0.7000
Xf	0.6680
Xg	0.7270
Xh	0.6810
Xi	0.7940
Xj	0.6090
Xk	0.6030
Xl	0.7730
Xm	0.7590
Xn	0.6450
Xo	0.6990
Xp	0.6550
Xq	0.6380
Xr	0.6240
Xs	0.6940
Xt	0.5700
Xu	0.5830
Xv	0.7640
Xw	0.7430
Xx	0.7680
Xy	0.7340
Xz	0.7310
YA	0.7540
YB	0.7580
YC	0.7410
YD	0.7410

Continued on next page...

Continued from previous page...

Chain	Atom inclusion
YE	0.7670
YF	0.7310
YG	0.7520
YH	0.7650
YI	0.7750
YJ	0.7230
YK	0.7110
YL	0.6460
YM	0.5170
YN	0.6270
YO	0.5000
YP	0.6570
YQ	0.7010
YR	0.7500
YS	0.6880
YT	0.3420
YU	0.4800
YV	0.5540
YW	0.4630
YX	0.6550
YY	0.5910
YZ	0.7070
Ya	0.3670
Yb	0.2540
Yc	0.5390
Yd	0.4930
Ye	0.6040
Yf	0.5290
Yg	0.5930
Yh	0.3730
Yi	0.6230
Yj	0.6310
Yk	0.7340
Yl	0.5110
Ym	0.7610
Yn	0.5830
Yo	0.7190
Yp	0.5810
Yq	0.5760
Yr	0.3200
Ys	0.7650
Yt	0.6460

Continued on next page...

Continued from previous page...

Chain	Atom inclusion
Yu	0.7530
Yv	0.6190
Yw	0.5380
Yx	0.2950
Yy	0.7830
Yz	0.6620
ZA	0.8020
ZB	0.6940
ZC	0.6670
ZD	0.4790
ZE	0.4650
ZF	0.3560
ZG	0.7190
ZH	0.6700
ZI	0.7160
ZJ	0.5300
ZK	0.3710
ZL	0.2190
ZM	0.7050
ZN	0.6500
ZO	0.8350
ZP	0.6860
ZQ	0.7680
ZR	0.7430
ZS	0.8070
ZT	0.8090
ZU	0.8430
ZV	0.7360
ZW	0.8020
ZX	0.7700
ZY	0.8060
ZZ	0.7560
Za	0.7990
Zb	0.7590
Zc	0.7760
Zd	0.7770
Ze	0.8230
Zf	0.7590
Zg	0.8200
Zh	0.7510
Zi	0.8190
Zj	0.8540

Continued on next page...

Continued from previous page...

Chain	Atom inclusion
Zk	0.8140
Zl	0.7230
Zm	0.8190
Zn	0.7340
Zo	0.7700
Zp	0.8170
Zq	0.7890
Zr	0.7730
Zs	0.7600
Zt	0.7660
Zu	0.7380
Zv	0.7300
Zw	0.7930
Zx	0.6620
Zy	0.7730
Zz	0.7770
aA	0.7500
aB	0.7680
aC	0.7800
aD	0.5760
aE	0.7870
aF	0.7050
aG	0.8050
aH	0.7820
aI	0.7360
aJ	0.6460
aK	0.7440
aL	0.6540
aM	0.7900
aN	0.7750
aO	0.7690
aP	0.7140
aQ	0.8140
aR	0.7300
aS	0.8340
aT	0.7990
aU	0.8040
aV	0.7500
aW	0.7870
aX	0.6810
aY	0.8040
aZ	0.7630

Continued on next page...

Continued from previous page...

Chain	Atom inclusion
aa	0.7960
ab	0.7700
ac	0.6850
ad	0.5870
ae	0.5950
af	0.3630
ag	0.7080
ah	0.3250
ai	0.5820
aj	0.5680
ak	0.4860
al	0.2440
am	0.6450
an	0.2260
ao	0.6550
ap	0.5030
aq	0.5580
ar	0.4300
as	0.7010
at	0.4310
au	0.7170
av	0.6090
aw	0.7410
ax	0.6270
ay	0.7130
az	0.6030
bA	0.7240
bB	0.5770
bC	0.6500
bD	0.4710
bE	0.6720
bF	0.5160
bG	0.7310
bH	0.4950
bI	0.5050
bJ	0.2880
bK	0.2890
bL	0.0360
bM	0.4650
bN	0.0480
bO	0.4580
bP	0.2530

Continued on next page...

Continued from previous page...

Chain	Atom inclusion
bQ	0.1410
bR	0.0390
bS	0.3580
bT	0.0230
bU	0.5050
bV	0.2000
bW	0.4870
bX	0.2930
bY	0.4500
bZ	0.0920
ba	0.3430
bb	0.0890
bc	0.6310
bd	0.2220
be	0.5820
bf	0.2310
bg	0.3030
bh	0.1410
bi	0.4260
bj	0.0800
bk	0.4180
bl	0.1430
bm	0.5830
bn	0.1790
bo	0.4800
bp	0.2790
bq	0.2790
br	0.0970
bs	0.3630
bt	0.0100
bu	0.5400
bv	0.1970
bw	0.3270
bx	0.1500
by	0.3660
bz	0.0310
cA	0.5850
cB	0.1140
cC	0.6260
cD	0.3250
cE	0.4680
cF	0.2130

Continued on next page...

Continued from previous page...

Chain	Atom inclusion
cG	0.2300
cH	0.0090
cI	0.7130
cJ	0.2500
cK	0.5600
cL	0.5170
cM	0.1490
cN	0.0170
cO	0.4560
cP	0.0460
cQ	0.4290
cR	0.2460
cS	0.4980
cT	0.1030
cU	0.5150
cV	0.4350
cW	0.5670
cX	0.0850
cY	0.6350
cZ	0.4930
ca	0.5930
cb	0.4940
cc	0.5220
cd	0.1460
ce	0.6960
cf	0.5860
cg	0.7060
ch	0.4920
ci	0.5950
cj	0.3230
ck	0.7460
cl	0.6370
cm	0.4130
cn	0.2140
co	0.6920
cp	0.1960
cq	0.7070
cr	0.5960
cs	0.3160
ct	0.1590
cu	0.5340
cv	0.1190

Continued on next page...

Continued from previous page...

Chain	Atom inclusion
cw	0.6650
cx	0.2880
cy	0.6700
cz	0.4470
dA	0.7440
dB	0.6080
dC	0.7450
dD	0.6250
dE	0.6960
dF	0.3700
dG	0.7280
dH	0.5190
dI	0.6470
dJ	0.4930
dK	0.7110
dL	0.4950
dM	0.6890
dN	0.5510
dO	0.7200
dP	0.5790
dQ	0.6530
dR	0.6130
dS	0.6460
dT	0.3720
dU	0.7500
dV	0.6270
dW	0.6520
dX	0.6770
dY	0.4900
dZ	0.2150
da	0.7190
db	0.5670
dc	0.7200
dd	0.6720
de	0.7160
df	0.3300
dg	0.7320
dh	0.5290
di	0.6790
dj	0.5210
dk	0.5900
dl	0.5380

Continued on next page...

Continued from previous page...

Chain	Atom inclusion
dm	0.6850
dn	0.5570
do	0.6620
dp	0.5630
dq	0.6870
dr	0.5440
ds	0.6630
dt	0.6120
du	0.6520
dv	0.5430
dw	0.7270
dx	0.7030
dy	0.7250
dz	0.6370
eA	0.6640
eB	0.5910
eC	0.6820
eD	0.5650
eE	0.6550
eF	0.5910
eG	0.6030
eH	0.4440
eI	0.5990
eJ	0.5040
eK	0.6200
eL	0.6220
eM	0.7370
eN	0.6930
eO	0.7530
eP	0.7140
eQ	0.7090
eR	0.7550
eS	0.7170
eT	0.7140
eU	0.6170
eV	0.6210
eW	0.7080
eX	0.7230
eY	0.7170
eZ	0.7190
ea	0.7580
eb	0.7320

Continued on next page...

Continued from previous page...

Chain	Atom inclusion
ec	0.7740
ed	0.7530
ee	0.7580
ef	0.7840
eg	0.7430
eh	0.6980
ei	0.7520
ej	0.7680
ek	0.7240
el	0.7870
em	0.7420
en	0.7070
eo	0.6960
ep	0.7190
eq	0.6950
er	0.7730
es	0.7320
et	0.7190
eu	0.7360
ev	0.7320
ew	0.7600
ex	0.6540
ey	0.7320
ez	0.6630
fA	0.7220
fB	0.7660
fC	0.7600
fD	0.7190
fE	0.7450
fF	0.7250
fG	0.7580
fH	0.6730
fI	0.6950
fJ	0.7110
fK	0.7730
fL	0.7640
fM	0.7770
fN	0.6770
fO	0.7000
fP	0.6730
fQ	0.7200
fR	0.6770

Continued on next page...

Continued from previous page...

Chain	Atom inclusion
fS	0.6980
fT	0.6850
fU	0.7520
fV	0.6050
fW	0.7400
fX	0.6790
fY	0.4690
fZ	0.3610
fa	0.4720
fb	0.5550
fc	0.6140
fd	0.6630
fe	0.5240
ff	0.4790
fg	0.5160
fh	0.5690
fi	0.6260
fj	0.6920
fk	0.5610
fl	0.5230
fm	0.5100
fn	0.3860
fo	0.5690
fp	0.6500
fq	0.6410
fr	0.6550
fs	0.4810
ft	0.4720
fu	0.6360
fv	0.6140
fw	0.7200
fx	0.6630
fy	0.5550
fz	0.4480
gA	0.5330
gB	0.4920
gC	0.5690
gD	0.5260