



Full wwPDB X-ray Structure Validation Report ⓘ

Jun 15, 2024 – 07:20 PM EDT

PDB ID : 4PB6
Title : Feline calicivirus VP1 T=1 virus-like particle
Authors : Burmeister, W.P.; Buisson, M.
Deposited on : 2014-04-11
Resolution : 8.00 Å(reported)

This is a Full wwPDB X-ray Structure Validation Report for a publicly released PDB entry.

We welcome your comments at validation@mail.wwpdb.org

A user guide is available at

<https://www.wwpdb.org/validation/2017/XrayValidationReportHelp>

with specific help available everywhere you see the ⓘ symbol.

The types of validation reports are described at

<http://www.wwpdb.org/validation/2017/FAQs#types>.

The following versions of software and data (see [references ⓘ](#)) were used in the production of this report:

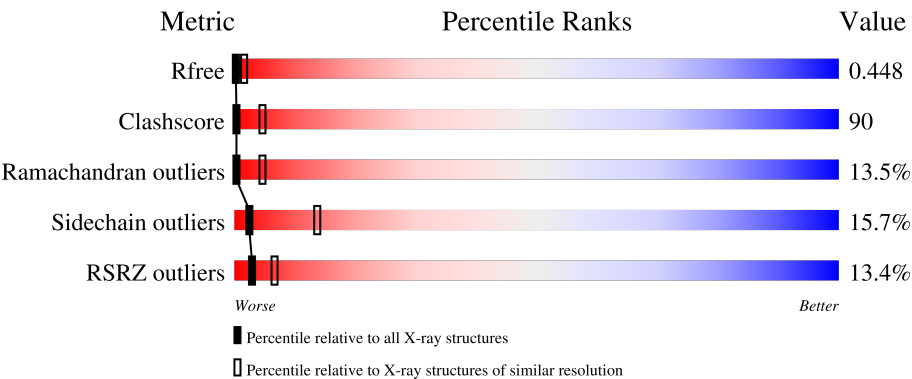
MolProbity	:	4.02b-467
Xtriage (Phenix)	:	1.13
EDS	:	2.37.1
Percentile statistics	:	20191225.v01 (using entries in the PDB archive December 25th 2019)
Refmac	:	5.8.0158
CCP4	:	7.0.044 (Gargrove)
Ideal geometry (proteins)	:	Engh & Huber (2001)
Ideal geometry (DNA, RNA)	:	Parkinson et al. (1996)
Validation Pipeline (wwPDB-VP)	:	2.37.1

1 Overall quality at a glance i

The following experimental techniques were used to determine the structure:
X-RAY DIFFRACTION

The reported resolution of this entry is 8.00 Å.

Percentile scores (ranging between 0-100) for global validation metrics of the entry are shown in the following graphic. The table shows the number of entries on which the scores are based.



Metric	Whole archive (#Entries)	Similar resolution (#Entries, resolution range(Å))
R _{free}	130704	1005 (11.50-3.90)
Clashscore	141614	1070 (11.50-3.90)
Ramachandran outliers	138981	1003 (11.50-3.90)
Sidechain outliers	138945	1003 (11.50-3.86)
RSRZ outliers	127900	1004 (9.50-3.80)

The table below summarises the geometric issues observed across the polymeric chains and their fit to the electron density. The red, orange, yellow and green segments of the lower bar indicate the fraction of residues that contain outliers for ≥ 3 , 2, 1 and 0 types of geometric quality criteria respectively. A grey segment represents the fraction of residues that are not modelled. The numeric value for each fraction is indicated below the corresponding segment, with a dot representing fractions $\leq 5\%$. The upper red bar (where present) indicates the fraction of residues that have poor fit to the electron density. The numeric value is given above the bar.

Mol	Chain	Length	Quality of chain
1	A	545	<div><div>12%</div><div>19%</div><div>53%</div><div>18%</div><div>•</div><div>8%</div></div>
1	B	545	<div><div>16%</div><div>19%</div><div>54%</div><div>18%</div><div>•</div><div>8%</div></div>
1	C	545	<div><div>15%</div><div>18%</div><div>54%</div><div>18%</div><div>•</div><div>8%</div></div>
1	D	545	<div><div>12%</div><div>18%</div><div>54%</div><div>18%</div><div>•</div><div>8%</div></div>
1	E	545	<div><div>17%</div><div>19%</div><div>53%</div><div>18%</div><div>•</div><div>8%</div></div>

Continued on next page...

Continued from previous page...

Mol	Chain	Length	Quality of chain
1	F	545	
1	G	545	
1	H	545	
1	I	545	
1	J	545	
1	K	545	
1	L	545	
1	M	545	
1	N	545	
1	O	545	
1	P	545	
1	Q	545	
1	R	545	
1	S	545	
1	T	545	

2 Entry composition

There is only 1 type of molecule in this entry. The entry contains 77840 atoms, of which 0 are hydrogens and 0 are deuteriums.

In the tables below, the ZeroOcc column contains the number of atoms modelled with zero occupancy, the AltConf column contains the number of residues with at least one atom in alternate conformation and the Trace column contains the number of residues modelled with at most 2 atoms.

- Molecule 1 is a protein called VP1.

Mol	Chain	Residues	Atoms					ZeroOcc	AltConf	Trace
1	A	502	Total	C	N	O	S	0	0	0
			3892	2491	651	742	8			
1	B	502	Total	C	N	O	S	0	0	0
			3892	2491	651	742	8			
1	C	502	Total	C	N	O	S	0	0	0
			3892	2491	651	742	8			
1	D	502	Total	C	N	O	S	0	0	0
			3892	2491	651	742	8			
1	E	502	Total	C	N	O	S	0	0	0
			3892	2491	651	742	8			
1	F	502	Total	C	N	O	S	0	0	0
			3892	2491	651	742	8			
1	G	502	Total	C	N	O	S	0	0	0
			3892	2491	651	742	8			
1	H	502	Total	C	N	O	S	0	0	0
			3892	2491	651	742	8			
1	I	502	Total	C	N	O	S	0	0	0
			3892	2491	651	742	8			
1	J	502	Total	C	N	O	S	0	0	0
			3892	2491	651	742	8			
1	K	502	Total	C	N	O	S	0	0	0
			3892	2491	651	742	8			
1	L	502	Total	C	N	O	S	0	0	0
			3892	2491	651	742	8			
1	M	502	Total	C	N	O	S	0	0	0
			3892	2491	651	742	8			
1	N	502	Total	C	N	O	S	0	0	0
			3892	2491	651	742	8			
1	O	502	Total	C	N	O	S	0	0	0
			3892	2491	651	742	8			
1	P	502	Total	C	N	O	S	0	0	0
			3892	2491	651	742	8			

Continued on next page...

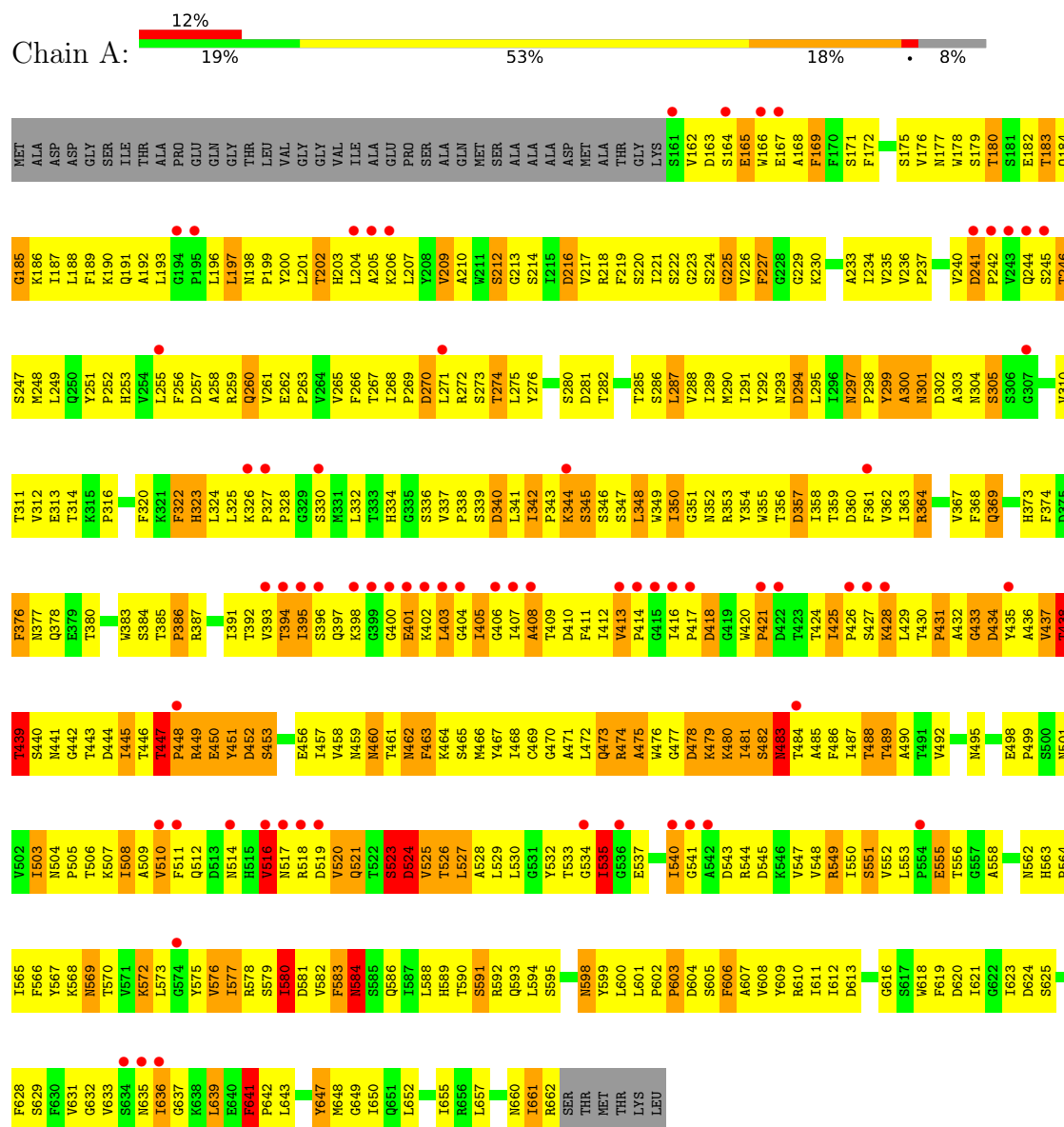
Continued from previous page...

Mol	Chain	Residues	Atoms					ZeroOcc	AltConf	Trace
1	Q	502	Total	C	N	O	S	0	0	0
			3892	2491	651	742	8			
1	R	502	Total	C	N	O	S	0	0	0
			3892	2491	651	742	8			
1	S	502	Total	C	N	O	S	0	0	0
			3892	2491	651	742	8			
1	T	502	Total	C	N	O	S	0	0	0
			3892	2491	651	742	8			

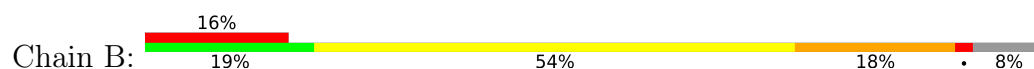
3 Residue-property plots

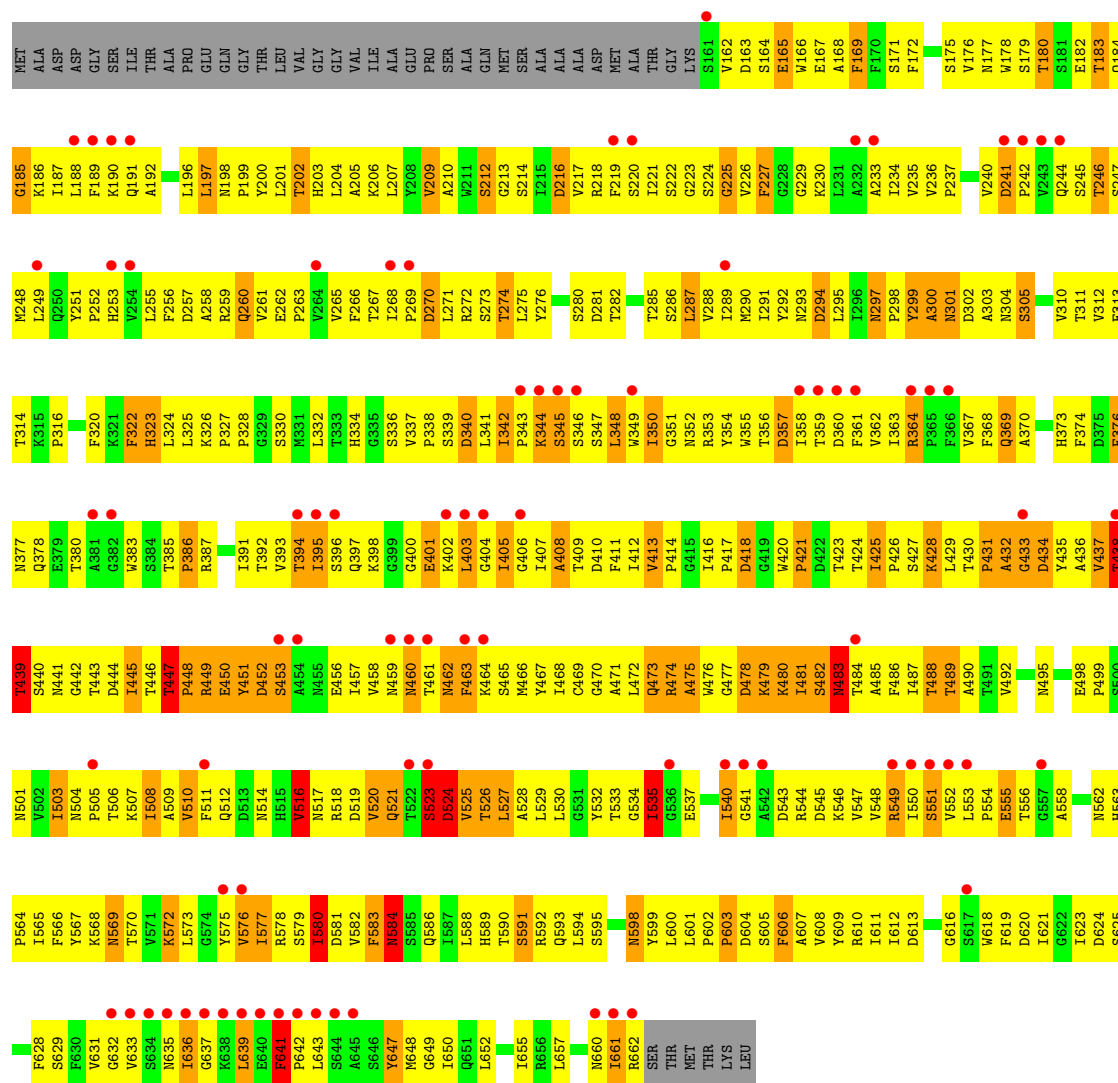
These plots are drawn for all protein, RNA, DNA and oligosaccharide chains in the entry. The first graphic for a chain summarises the proportions of the various outlier classes displayed in the second graphic. The second graphic shows the sequence view annotated by issues in geometry and electron density. Residues are color-coded according to the number of geometric quality criteria for which they contain at least one outlier: green = 0, yellow = 1, orange = 2 and red = 3 or more. A red dot above a residue indicates a poor fit to the electron density ($RSRZ > 2$). Stretches of 2 or more consecutive residues without any outlier are shown as a green connector. Residues present in the sample, but not in the model, are shown in grey.

• Molecule 1: VP1

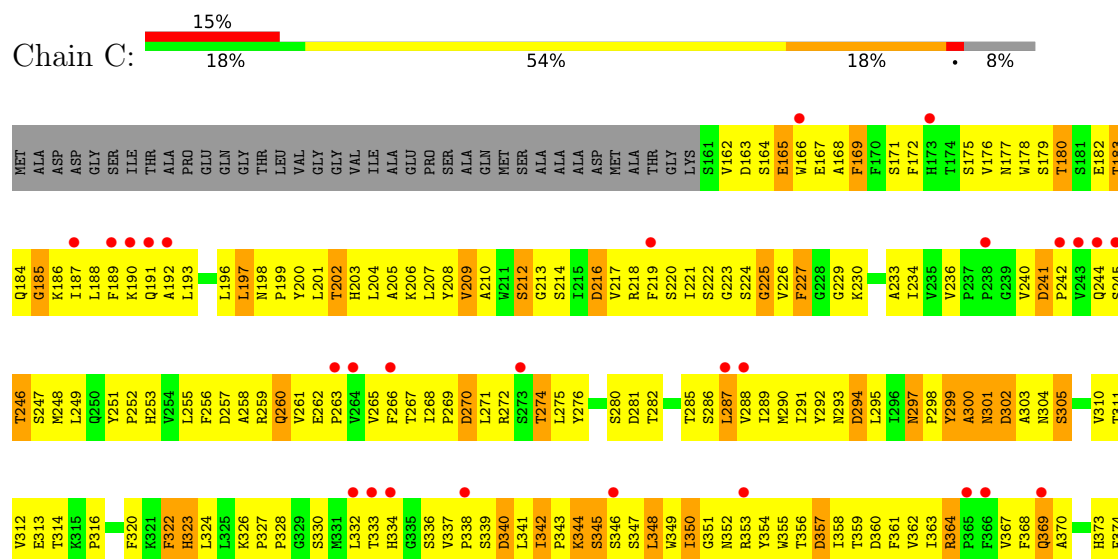


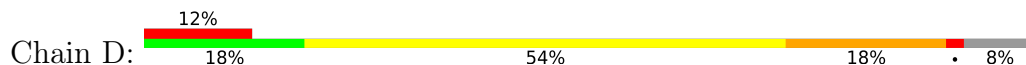
• Molecule 1: VP1

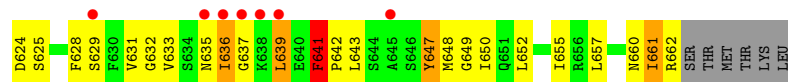




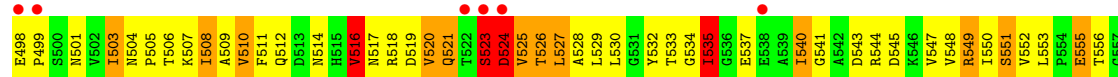
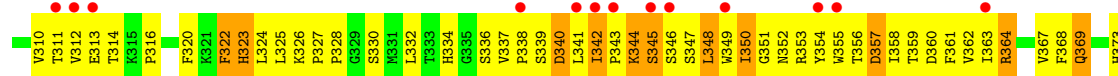
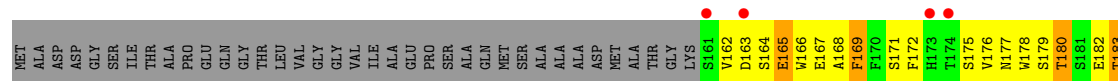
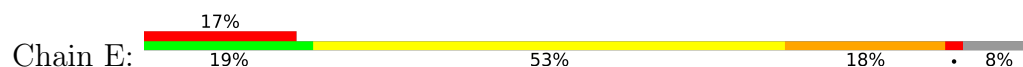
• Molecule 1: VP1




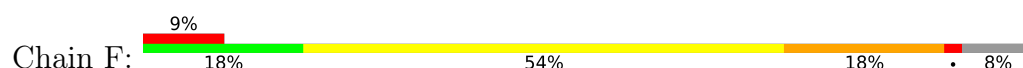


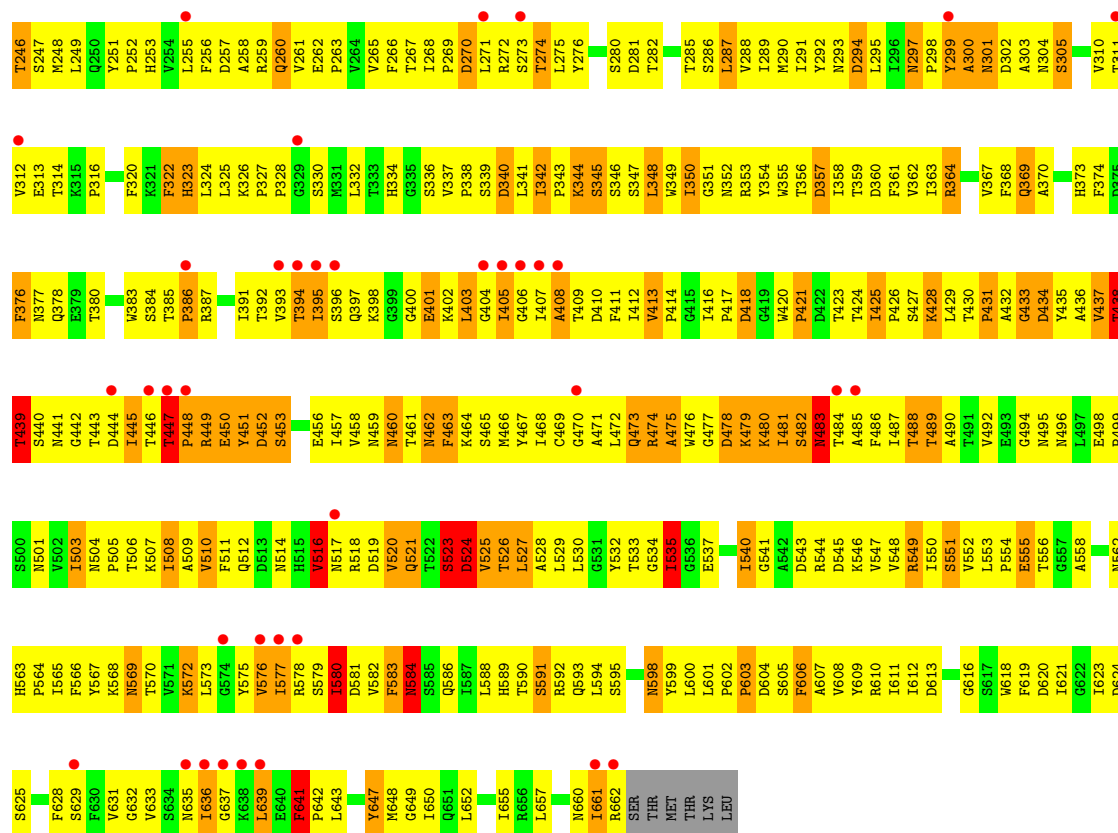


● Molecule 1: VP1


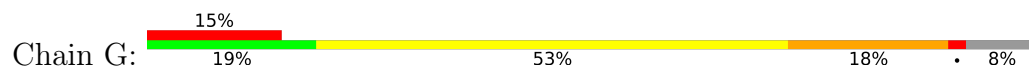


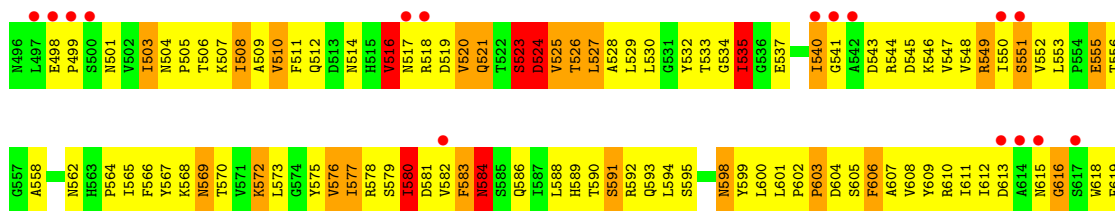
● Molecule 1: VP1



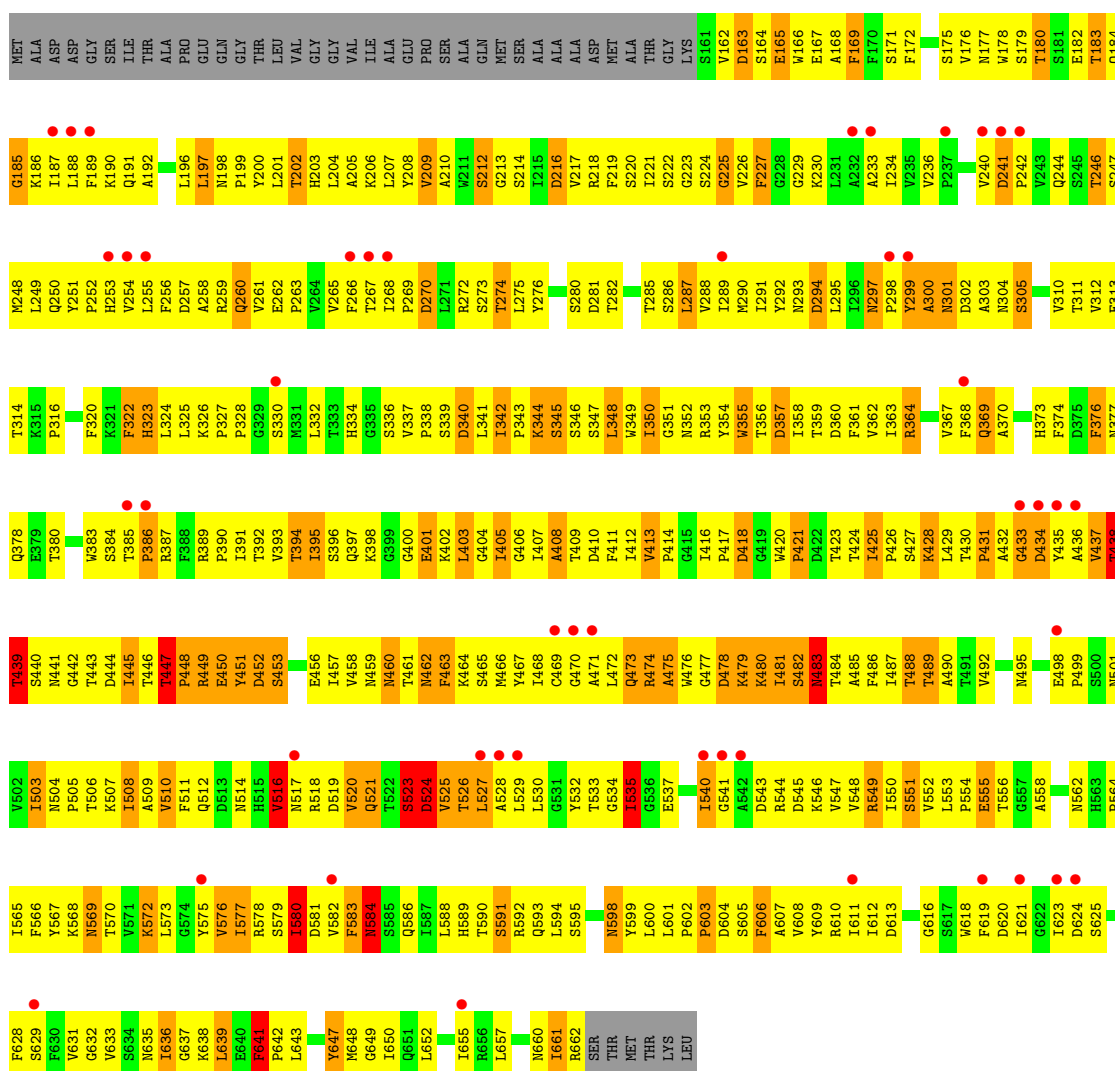
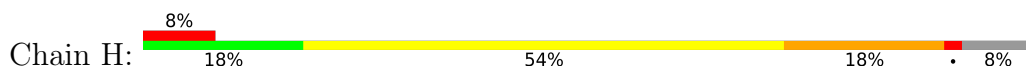


• Molecule 1: VP1

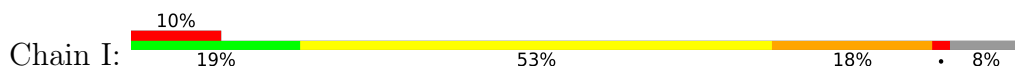





• Molecule 1: VP1




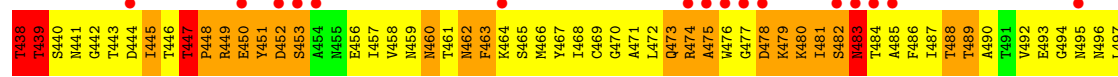
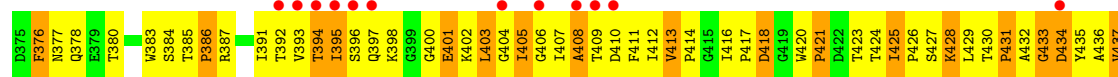
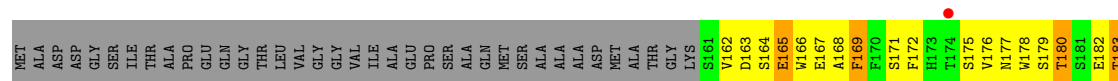
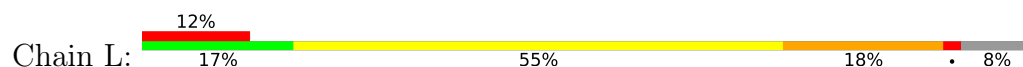
• Molecule 1: VP1



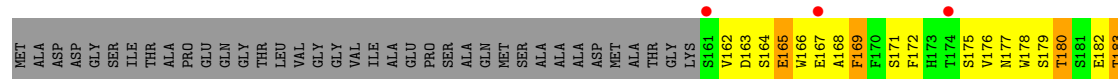
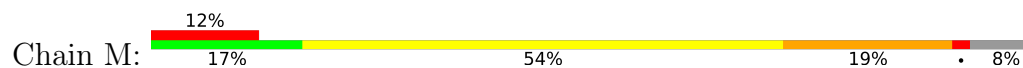





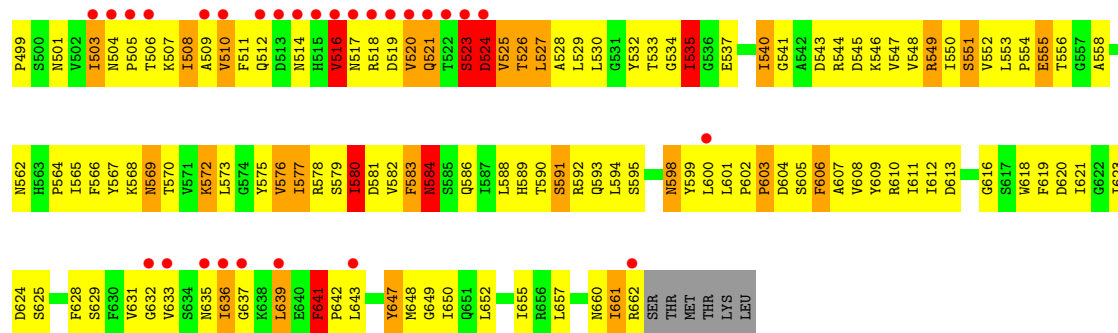
• Molecule 1: VP1



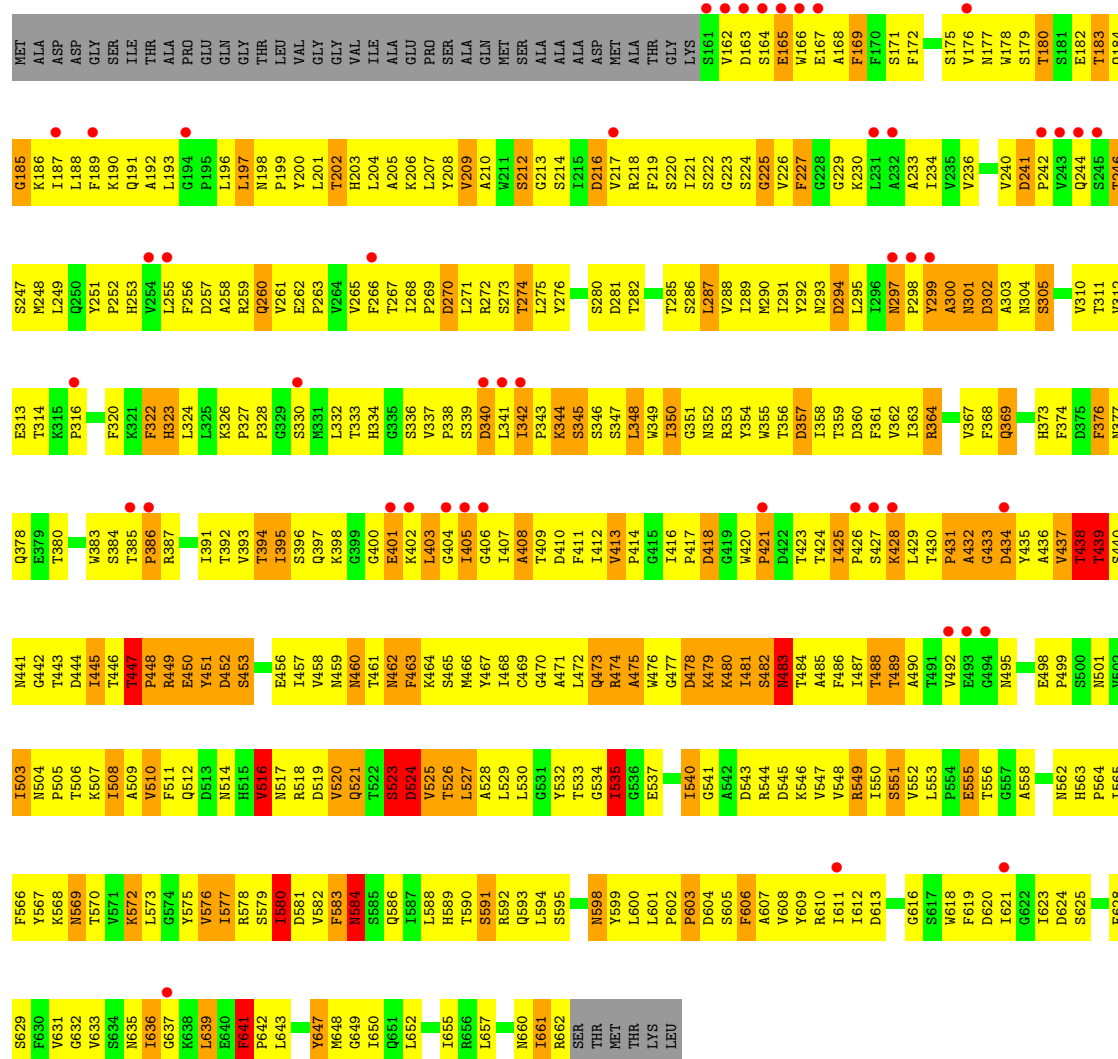
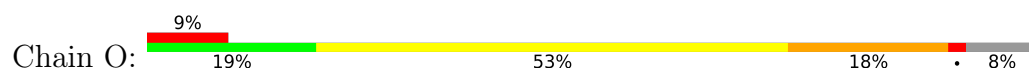
• Molecule 1: VP1



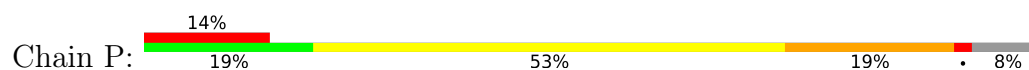


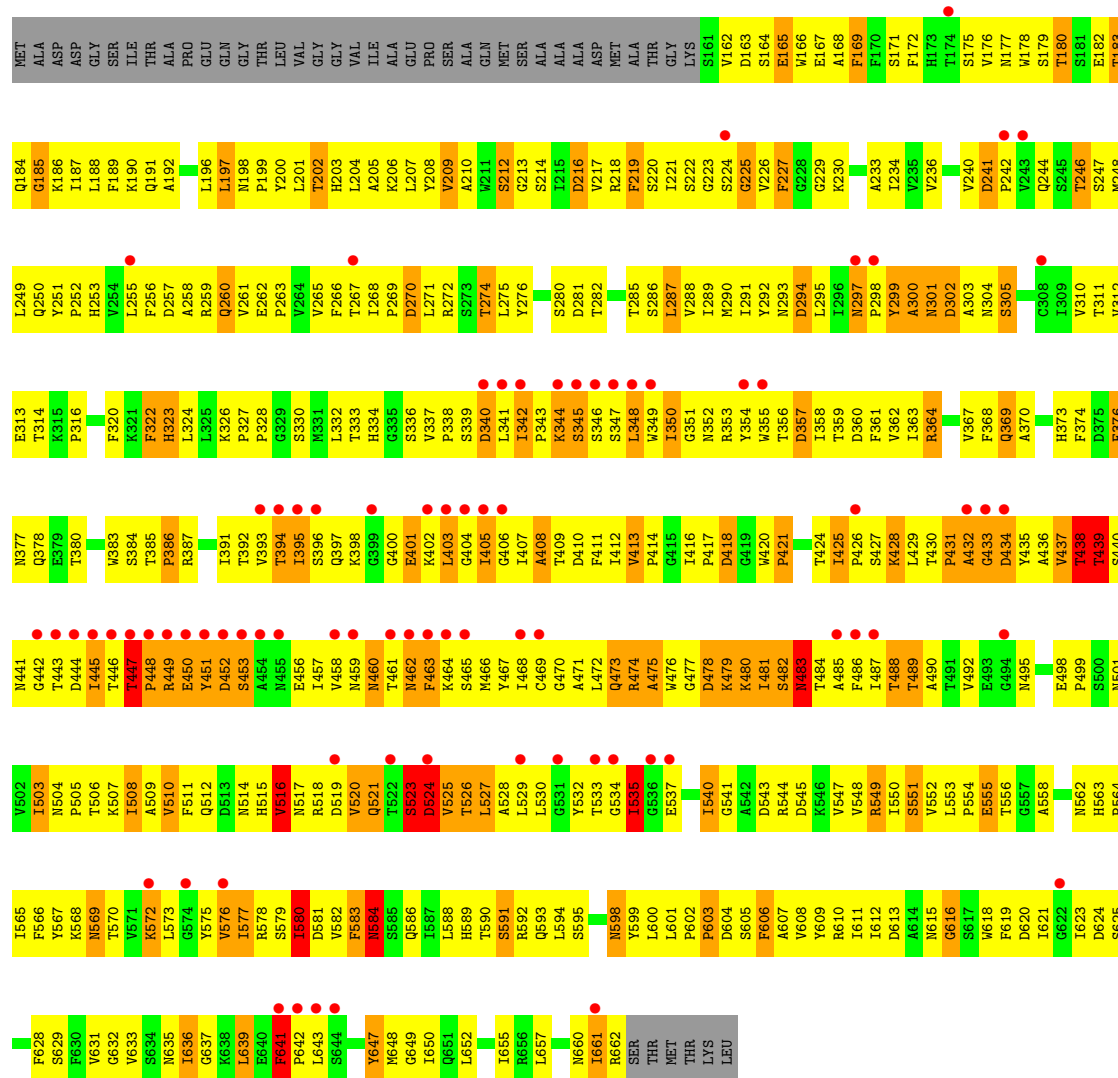


• Molecule 1: VP1


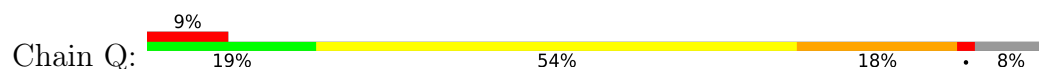


• Molecule 1: VP1





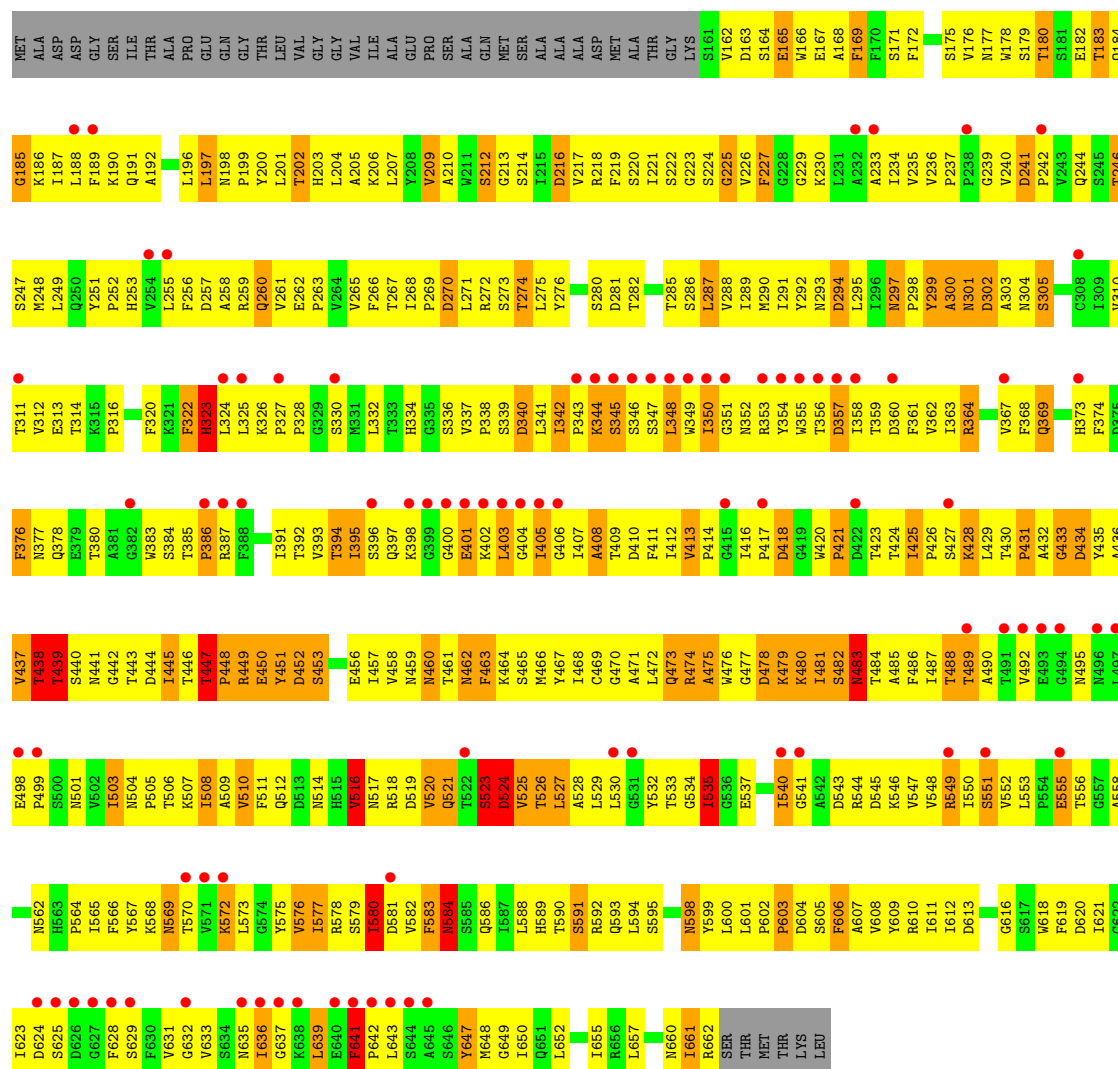
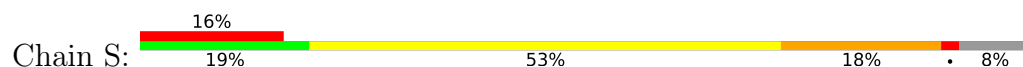
• Molecule 1: VP1



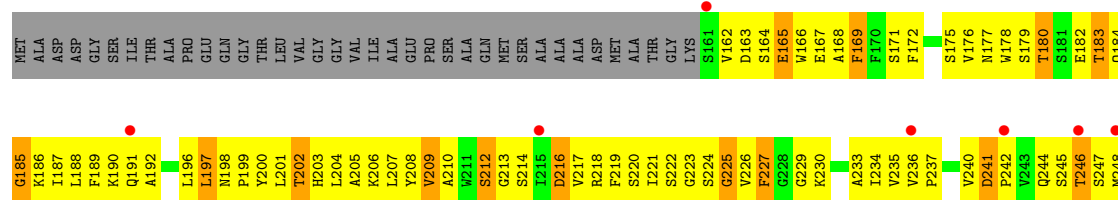
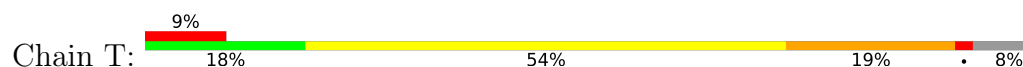


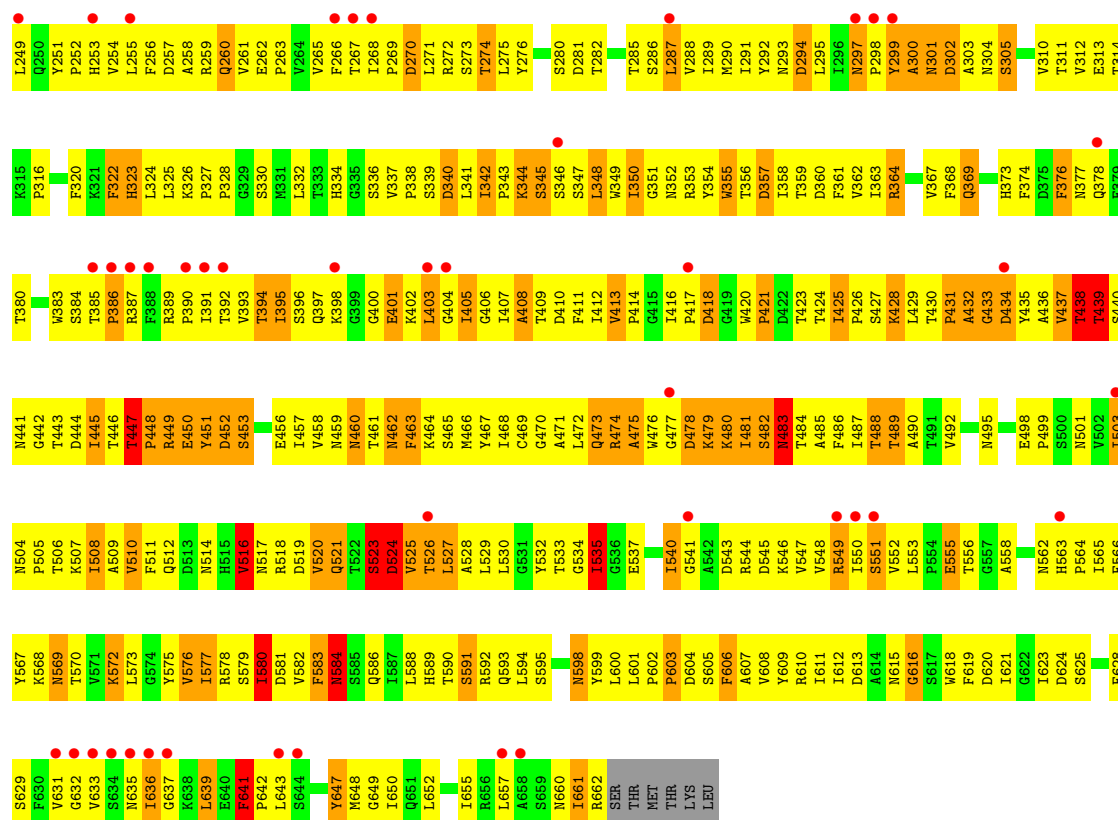


● Molecule 1: VP1



● Molecule 1: VP1





4 Data and refinement statistics

Property	Value	Source
Space group	P 21 3	Depositor
Cell constants a, b, c, α , β , γ	358.34Å 358.34Å 358.34Å 90.00° 90.00° 90.00°	Depositor
Resolution (Å)	65.51 – 8.00 65.42 – 8.00	Depositor EDS
% Data completeness (in resolution range)	87.8 (65.51-8.00) 88.1 (65.42-8.00)	Depositor EDS
R_{merge}	0.24	Depositor
R_{sym}	0.24	Depositor
$\langle I/\sigma(I) \rangle$ ¹	1.41 (at 8.38Å)	Xtriage
Refinement program	REFMAC 5.7.0029	Depositor
R, R_{free}	0.441 , 0.463 0.426 , 0.448	Depositor DCC
R_{free} test set	710 reflections (4.90%)	wwPDB-VP
Wilson B-factor (Å ²)	426.8	Xtriage
Anisotropy	0.000	Xtriage
Bulk solvent k_{sol} (e/Å ³), B_{sol} (Å ²)	0.83 , 94.3	EDS
L-test for twinning ²	$\langle L \rangle = 0.32$, $\langle L^2 \rangle = 0.16$	Xtriage
Estimated twinning fraction	0.108 for l,-k,h	Xtriage
F_o, F_c correlation	0.54	EDS
Total number of atoms	77840	wwPDB-VP
Average B, all atoms (Å ²)	95.0	wwPDB-VP

Xtriage's analysis on translational NCS is as follows: *The largest off-origin peak in the Patterson function is 7.33% of the height of the origin peak. No significant pseudotranslation is detected.*

¹Intensities estimated from amplitudes.

²Theoretical values of $\langle |L| \rangle$, $\langle L^2 \rangle$ for acentric reflections are 0.5, 0.333 respectively for untwinned datasets, and 0.375, 0.2 for perfectly twinned datasets.

5 Model quality ⓘ

5.1 Standard geometry ⓘ

The Z score for a bond length (or angle) is the number of standard deviations the observed value is removed from the expected value. A bond length (or angle) with $|Z| > 5$ is considered an outlier worth inspection. RMSZ is the root-mean-square of all Z scores of the bond lengths (or angles).

Mol	Chain	Bond lengths		Bond angles	
		RMSZ	# Z >5	RMSZ	# Z >5
1	A	0.67	1/3991 (0.0%)	0.89	11/5446 (0.2%)
1	B	0.67	1/3991 (0.0%)	0.89	11/5446 (0.2%)
1	C	0.67	1/3991 (0.0%)	0.89	11/5446 (0.2%)
1	D	0.67	1/3991 (0.0%)	0.89	11/5446 (0.2%)
1	E	0.67	2/3991 (0.1%)	0.89	11/5446 (0.2%)
1	F	0.67	1/3991 (0.0%)	0.89	11/5446 (0.2%)
1	G	0.67	2/3991 (0.1%)	0.89	11/5446 (0.2%)
1	H	0.67	1/3991 (0.0%)	0.89	11/5446 (0.2%)
1	I	0.67	1/3991 (0.0%)	0.89	11/5446 (0.2%)
1	J	0.67	1/3991 (0.0%)	0.89	11/5446 (0.2%)
1	K	0.67	1/3991 (0.0%)	0.89	11/5446 (0.2%)
1	L	0.67	1/3991 (0.0%)	0.89	11/5446 (0.2%)
1	M	0.67	1/3991 (0.0%)	0.89	11/5446 (0.2%)
1	N	0.67	1/3991 (0.0%)	0.89	11/5446 (0.2%)
1	O	0.67	1/3991 (0.0%)	0.89	11/5446 (0.2%)
1	P	0.67	1/3991 (0.0%)	0.89	11/5446 (0.2%)
1	Q	0.67	2/3991 (0.1%)	0.89	11/5446 (0.2%)
1	R	0.67	1/3991 (0.0%)	0.89	11/5446 (0.2%)
1	S	0.67	1/3991 (0.0%)	0.89	11/5446 (0.2%)
1	T	0.67	1/3991 (0.0%)	0.89	11/5446 (0.2%)
All	All	0.67	23/79820 (0.0%)	0.89	220/108920 (0.2%)

All (23) bond length outliers are listed below:

Mol	Chain	Res	Type	Atoms	Z	Observed(Å)	Ideal(Å)
1	T	476	TRP	CB-CG	5.99	1.61	1.50
1	H	476	TRP	CB-CG	5.97	1.60	1.50
1	Q	476	TRP	CB-CG	5.97	1.60	1.50
1	E	476	TRP	CB-CG	5.96	1.60	1.50
1	K	476	TRP	CB-CG	5.96	1.60	1.50
1	I	476	TRP	CB-CG	5.96	1.60	1.50
1	O	476	TRP	CB-CG	5.96	1.60	1.50
1	M	476	TRP	CB-CG	5.95	1.60	1.50

Continued on next page...

Continued from previous page...

Mol	Chain	Res	Type	Atoms	Z	Observed(Å)	Ideal(Å)
1	S	476	TRP	CB-CG	5.93	1.60	1.50
1	G	476	TRP	CB-CG	5.92	1.60	1.50
1	N	476	TRP	CB-CG	5.92	1.60	1.50
1	P	476	TRP	CB-CG	5.92	1.60	1.50
1	R	476	TRP	CB-CG	5.92	1.60	1.50
1	B	476	TRP	CB-CG	5.91	1.60	1.50
1	A	476	TRP	CB-CG	5.91	1.60	1.50
1	J	476	TRP	CB-CG	5.90	1.60	1.50
1	D	476	TRP	CB-CG	5.89	1.60	1.50
1	F	476	TRP	CB-CG	5.87	1.60	1.50
1	L	476	TRP	CB-CG	5.86	1.60	1.50
1	C	476	TRP	CB-CG	5.86	1.60	1.50
1	G	256	PHE	CB-CG	-5.02	1.42	1.51
1	E	256	PHE	CB-CG	-5.01	1.42	1.51
1	Q	256	PHE	CB-CG	-5.01	1.42	1.51

All (220) bond angle outliers are listed below:

Mol	Chain	Res	Type	Atoms	Z	Observed(°)	Ideal(°)
1	K	451	TYR	CB-CA-C	-8.92	92.56	110.40
1	C	451	TYR	CB-CA-C	-8.90	92.60	110.40
1	N	451	TYR	CB-CA-C	-8.90	92.60	110.40
1	F	451	TYR	CB-CA-C	-8.89	92.62	110.40
1	I	451	TYR	CB-CA-C	-8.88	92.64	110.40
1	R	451	TYR	CB-CA-C	-8.88	92.64	110.40
1	O	451	TYR	CB-CA-C	-8.88	92.64	110.40
1	E	451	TYR	CB-CA-C	-8.88	92.65	110.40
1	T	451	TYR	CB-CA-C	-8.88	92.65	110.40
1	D	451	TYR	CB-CA-C	-8.87	92.66	110.40
1	L	451	TYR	CB-CA-C	-8.87	92.66	110.40
1	B	451	TYR	CB-CA-C	-8.87	92.66	110.40
1	G	451	TYR	CB-CA-C	-8.87	92.67	110.40
1	P	451	TYR	CB-CA-C	-8.87	92.67	110.40
1	S	451	TYR	CB-CA-C	-8.86	92.67	110.40
1	A	451	TYR	CB-CA-C	-8.86	92.67	110.40
1	M	451	TYR	CB-CA-C	-8.86	92.67	110.40
1	H	451	TYR	CB-CA-C	-8.86	92.69	110.40
1	Q	451	TYR	CB-CA-C	-8.86	92.69	110.40
1	J	451	TYR	CB-CA-C	-8.85	92.69	110.40
1	M	480	LYS	N-CA-C	5.75	126.54	111.00
1	H	480	LYS	N-CA-C	5.75	126.54	111.00
1	L	480	LYS	N-CA-C	5.75	126.53	111.00

Continued on next page...

Continued from previous page...

Mol	Chain	Res	Type	Atoms	Z	Observed(°)	Ideal(°)
1	P	480	LYS	N-CA-C	5.75	126.53	111.00
1	O	480	LYS	N-CA-C	5.75	126.51	111.00
1	C	480	LYS	N-CA-C	5.74	126.51	111.00
1	K	480	LYS	N-CA-C	5.74	126.51	111.00
1	A	480	LYS	N-CA-C	5.74	126.50	111.00
1	J	480	LYS	N-CA-C	5.74	126.50	111.00
1	R	480	LYS	N-CA-C	5.74	126.50	111.00
1	E	480	LYS	N-CA-C	5.74	126.49	111.00
1	T	480	LYS	N-CA-C	5.74	126.49	111.00
1	D	480	LYS	N-CA-C	5.74	126.49	111.00
1	B	480	LYS	N-CA-C	5.73	126.48	111.00
1	N	480	LYS	N-CA-C	5.73	126.47	111.00
1	Q	480	LYS	N-CA-C	5.73	126.47	111.00
1	S	480	LYS	N-CA-C	5.73	126.47	111.00
1	I	480	LYS	N-CA-C	5.73	126.46	111.00
1	C	438	THR	N-CA-C	-5.72	95.54	111.00
1	N	438	THR	N-CA-C	-5.72	95.54	111.00
1	F	480	LYS	N-CA-C	5.72	126.45	111.00
1	G	438	THR	N-CA-C	-5.72	95.56	111.00
1	B	438	THR	N-CA-C	-5.72	95.56	111.00
1	T	438	THR	N-CA-C	-5.72	95.56	111.00
1	A	438	THR	N-CA-C	-5.71	95.57	111.00
1	T	439	THR	N-CA-C	5.71	126.43	111.00
1	G	480	LYS	N-CA-C	5.71	126.42	111.00
1	O	438	THR	N-CA-C	-5.71	95.58	111.00
1	I	438	THR	N-CA-C	-5.71	95.58	111.00
1	L	438	THR	N-CA-C	-5.71	95.59	111.00
1	F	438	THR	N-CA-C	-5.71	95.59	111.00
1	E	438	THR	N-CA-C	-5.71	95.60	111.00
1	K	438	THR	N-CA-C	-5.70	95.61	111.00
1	P	438	THR	N-CA-C	-5.70	95.61	111.00
1	P	439	THR	N-CA-C	5.70	126.39	111.00
1	F	439	THR	N-CA-C	5.70	126.38	111.00
1	B	439	THR	N-CA-C	5.70	126.38	111.00
1	J	438	THR	N-CA-C	-5.70	95.62	111.00
1	L	439	THR	N-CA-C	5.70	126.38	111.00
1	S	438	THR	N-CA-C	-5.70	95.62	111.00
1	M	439	THR	N-CA-C	5.69	126.38	111.00
1	O	439	THR	N-CA-C	5.69	126.37	111.00
1	S	439	THR	N-CA-C	5.69	126.37	111.00
1	D	438	THR	N-CA-C	-5.69	95.63	111.00
1	D	439	THR	N-CA-C	5.69	126.36	111.00

Continued on next page...

Continued from previous page...

Mol	Chain	Res	Type	Atoms	Z	Observed(°)	Ideal(°)
1	I	439	THR	N-CA-C	5.69	126.37	111.00
1	J	439	THR	N-CA-C	5.69	126.36	111.00
1	A	439	THR	N-CA-C	5.69	126.36	111.00
1	E	439	THR	N-CA-C	5.69	126.35	111.00
1	G	439	THR	N-CA-C	5.69	126.36	111.00
1	H	438	THR	N-CA-C	-5.69	95.64	111.00
1	R	438	THR	N-CA-C	-5.69	95.64	111.00
1	R	439	THR	N-CA-C	5.69	126.35	111.00
1	M	438	THR	N-CA-C	-5.68	95.65	111.00
1	H	439	THR	N-CA-C	5.68	126.34	111.00
1	Q	439	THR	N-CA-C	5.68	126.34	111.00
1	Q	438	THR	N-CA-C	-5.68	95.67	111.00
1	N	439	THR	N-CA-C	5.68	126.33	111.00
1	C	439	THR	N-CA-C	5.67	126.32	111.00
1	K	439	THR	N-CA-C	5.67	126.32	111.00
1	P	483	ASN	N-CA-C	5.55	125.99	111.00
1	N	483	ASN	N-CA-C	5.55	125.98	111.00
1	J	483	ASN	N-CA-C	5.54	125.97	111.00
1	E	483	ASN	N-CA-C	5.54	125.97	111.00
1	C	483	ASN	N-CA-C	5.54	125.96	111.00
1	H	483	ASN	N-CA-C	5.54	125.96	111.00
1	B	483	ASN	N-CA-C	5.54	125.96	111.00
1	Q	483	ASN	N-CA-C	5.54	125.95	111.00
1	G	483	ASN	N-CA-C	5.54	125.94	111.00
1	L	483	ASN	N-CA-C	5.53	125.94	111.00
1	O	483	ASN	N-CA-C	5.53	125.93	111.00
1	A	483	ASN	N-CA-C	5.53	125.93	111.00
1	F	483	ASN	N-CA-C	5.53	125.93	111.00
1	I	483	ASN	N-CA-C	5.53	125.92	111.00
1	S	483	ASN	N-CA-C	5.53	125.92	111.00
1	M	483	ASN	N-CA-C	5.52	125.92	111.00
1	K	483	ASN	N-CA-C	5.52	125.90	111.00
1	R	483	ASN	N-CA-C	5.52	125.90	111.00
1	T	483	ASN	N-CA-C	5.52	125.90	111.00
1	D	483	ASN	N-CA-C	5.51	125.88	111.00
1	G	478	ASP	CB-CG-OD2	5.34	123.10	118.30
1	F	216	ASP	CB-CG-OD2	5.32	123.08	118.30
1	S	216	ASP	CB-CG-OD2	5.30	123.07	118.30
1	L	478	ASP	CB-CG-OD2	5.28	123.05	118.30
1	Q	545	ASP	CB-CG-OD2	5.28	123.05	118.30
1	G	545	ASP	CB-CG-OD2	5.28	123.05	118.30
1	J	545	ASP	CB-CG-OD2	5.28	123.05	118.30

Continued on next page...

Continued from previous page...

Mol	Chain	Res	Type	Atoms	Z	Observed(°)	Ideal(°)
1	B	241	ASP	CB-CG-OD2	5.27	123.04	118.30
1	D	241	ASP	CB-CG-OD2	5.27	123.04	118.30
1	S	545	ASP	CB-CG-OD2	5.26	123.04	118.30
1	L	545	ASP	CB-CG-OD2	5.26	123.03	118.30
1	N	216	ASP	CB-CG-OD2	5.26	123.03	118.30
1	F	545	ASP	CB-CG-OD2	5.26	123.03	118.30
1	R	216	ASP	CB-CG-OD2	5.26	123.03	118.30
1	T	216	ASP	CB-CG-OD2	5.25	123.03	118.30
1	T	241	ASP	CB-CG-OD2	5.25	123.03	118.30
1	K	241	ASP	CB-CG-OD2	5.25	123.03	118.30
1	Q	241	ASP	CB-CG-OD2	5.25	123.03	118.30
1	O	478	ASP	CB-CG-OD2	5.25	123.02	118.30
1	C	545	ASP	CB-CG-OD2	5.25	123.02	118.30
1	H	478	ASP	CB-CG-OD2	5.25	123.02	118.30
1	B	478	ASP	CB-CG-OD2	5.25	123.02	118.30
1	P	478	ASP	CB-CG-OD2	5.24	123.02	118.30
1	K	216	ASP	CB-CG-OD2	5.24	123.02	118.30
1	M	216	ASP	CB-CG-OD2	5.24	123.02	118.30
1	N	545	ASP	CB-CG-OD2	5.24	123.02	118.30
1	Q	478	ASP	CB-CG-OD2	5.24	123.02	118.30
1	N	241	ASP	CB-CG-OD2	5.24	123.01	118.30
1	L	241	ASP	CB-CG-OD2	5.24	123.01	118.30
1	D	545	ASP	CB-CG-OD2	5.24	123.01	118.30
1	P	452	ASP	CB-CG-OD2	5.23	123.01	118.30
1	A	241	ASP	CB-CG-OD2	5.23	123.01	118.30
1	O	241	ASP	CB-CG-OD2	5.23	123.01	118.30
1	O	452	ASP	CB-CG-OD2	5.23	123.01	118.30
1	P	216	ASP	CB-CG-OD2	5.23	123.01	118.30
1	Q	216	ASP	CB-CG-OD2	5.23	123.01	118.30
1	S	478	ASP	CB-CG-OD2	5.23	123.01	118.30
1	R	545	ASP	CB-CG-OD2	5.23	123.01	118.30
1	T	478	ASP	CB-CG-OD2	5.23	123.01	118.30
1	N	478	ASP	CB-CG-OD2	5.23	123.00	118.30
1	O	216	ASP	CB-CG-OD2	5.22	123.00	118.30
1	Q	447	THR	C-N-CD	-5.22	109.11	120.60
1	A	216	ASP	CB-CG-OD2	5.22	123.00	118.30
1	E	478	ASP	CB-CG-OD2	5.22	123.00	118.30
1	A	478	ASP	CB-CG-OD2	5.22	123.00	118.30
1	L	216	ASP	CB-CG-OD2	5.22	123.00	118.30
1	D	216	ASP	CB-CG-OD2	5.22	123.00	118.30
1	F	241	ASP	CB-CG-OD2	5.22	123.00	118.30
1	K	478	ASP	CB-CG-OD2	5.22	123.00	118.30

Continued on next page...

Continued from previous page...

Mol	Chain	Res	Type	Atoms	Z	Observed(°)	Ideal(°)
1	G	447	THR	C-N-CD	-5.22	109.12	120.60
1	I	478	ASP	CB-CG-OD2	5.22	122.99	118.30
1	J	478	ASP	CB-CG-OD2	5.22	123.00	118.30
1	R	447	THR	C-N-CD	-5.22	109.12	120.60
1	A	447	THR	C-N-CD	-5.21	109.13	120.60
1	H	452	ASP	CB-CG-OD2	5.21	122.99	118.30
1	I	241	ASP	CB-CG-OD2	5.21	122.99	118.30
1	I	545	ASP	CB-CG-OD2	5.21	122.99	118.30
1	O	545	ASP	CB-CG-OD2	5.21	122.99	118.30
1	T	545	ASP	CB-CG-OD2	5.21	122.99	118.30
1	C	478	ASP	CB-CG-OD2	5.21	122.99	118.30
1	F	478	ASP	CB-CG-OD2	5.21	122.99	118.30
1	L	452	ASP	CB-CG-OD2	5.21	122.99	118.30
1	C	447	THR	C-N-CD	-5.21	109.14	120.60
1	E	545	ASP	CB-CG-OD2	5.21	122.99	118.30
1	L	447	THR	C-N-CD	-5.21	109.14	120.60
1	H	447	THR	C-N-CD	-5.21	109.14	120.60
1	M	447	THR	C-N-CD	-5.21	109.14	120.60
1	M	241	ASP	CB-CG-OD2	5.21	122.99	118.30
1	P	447	THR	C-N-CD	-5.20	109.15	120.60
1	B	216	ASP	CB-CG-OD2	5.20	122.98	118.30
1	B	447	THR	C-N-CD	-5.20	109.16	120.60
1	I	447	THR	C-N-CD	-5.20	109.16	120.60
1	A	452	ASP	CB-CG-OD2	5.20	122.98	118.30
1	A	545	ASP	CB-CG-OD2	5.20	122.98	118.30
1	B	545	ASP	CB-CG-OD2	5.20	122.98	118.30
1	R	478	ASP	CB-CG-OD2	5.20	122.98	118.30
1	N	447	THR	C-N-CD	-5.20	109.17	120.60
1	K	447	THR	C-N-CD	-5.19	109.17	120.60
1	M	478	ASP	CB-CG-OD2	5.19	122.97	118.30
1	T	447	THR	C-N-CD	-5.19	109.18	120.60
1	I	216	ASP	CB-CG-OD2	5.19	122.97	118.30
1	F	447	THR	C-N-CD	-5.19	109.18	120.60
1	J	241	ASP	CB-CG-OD2	5.19	122.97	118.30
1	K	545	ASP	CB-CG-OD2	5.19	122.97	118.30
1	E	447	THR	C-N-CD	-5.19	109.19	120.60
1	C	241	ASP	CB-CG-OD2	5.18	122.97	118.30
1	G	452	ASP	CB-CG-OD2	5.18	122.97	118.30
1	P	241	ASP	CB-CG-OD2	5.18	122.97	118.30
1	C	216	ASP	CB-CG-OD2	5.18	122.96	118.30
1	E	241	ASP	CB-CG-OD2	5.18	122.96	118.30
1	H	241	ASP	CB-CG-OD2	5.18	122.96	118.30

Continued on next page...

Continued from previous page...

Mol	Chain	Res	Type	Atoms	Z	Observed(°)	Ideal(°)
1	S	447	THR	C-N-CD	-5.18	109.20	120.60
1	C	452	ASP	CB-CG-OD2	5.18	122.96	118.30
1	J	447	THR	C-N-CD	-5.18	109.20	120.60
1	T	452	ASP	CB-CG-OD2	5.18	122.96	118.30
1	M	452	ASP	CB-CG-OD2	5.18	122.96	118.30
1	D	447	THR	C-N-CD	-5.18	109.21	120.60
1	Q	452	ASP	CB-CG-OD2	5.18	122.96	118.30
1	H	545	ASP	CB-CG-OD2	5.17	122.96	118.30
1	R	241	ASP	CB-CG-OD2	5.17	122.96	118.30
1	B	452	ASP	CB-CG-OD2	5.17	122.95	118.30
1	D	478	ASP	CB-CG-OD2	5.17	122.95	118.30
1	S	452	ASP	CB-CG-OD2	5.17	122.95	118.30
1	J	216	ASP	CB-CG-OD2	5.17	122.95	118.30
1	M	545	ASP	CB-CG-OD2	5.17	122.95	118.30
1	N	452	ASP	CB-CG-OD2	5.17	122.95	118.30
1	O	447	THR	C-N-CD	-5.17	109.23	120.60
1	E	452	ASP	CB-CG-OD2	5.17	122.95	118.30
1	G	216	ASP	CB-CG-OD2	5.16	122.95	118.30
1	R	452	ASP	CB-CG-OD2	5.16	122.95	118.30
1	S	241	ASP	CB-CG-OD2	5.16	122.94	118.30
1	J	452	ASP	CB-CG-OD2	5.16	122.94	118.30
1	D	452	ASP	CB-CG-OD2	5.15	122.94	118.30
1	E	216	ASP	CB-CG-OD2	5.14	122.93	118.30
1	G	241	ASP	CB-CG-OD2	5.13	122.92	118.30
1	P	545	ASP	CB-CG-OD2	5.13	122.92	118.30
1	I	452	ASP	CB-CG-OD2	5.13	122.92	118.30
1	K	452	ASP	CB-CG-OD2	5.11	122.90	118.30
1	F	452	ASP	CB-CG-OD2	5.11	122.90	118.30
1	H	216	ASP	CB-CG-OD2	5.10	122.89	118.30

There are no chirality outliers.

There are no planarity outliers.

5.2 Too-close contacts

In the following table, the Non-H and H(model) columns list the number of non-hydrogen atoms and hydrogen atoms in the chain respectively. The H(added) column lists the number of hydrogen atoms added and optimized by MolProbity. The Clashes column lists the number of clashes within the asymmetric unit, whereas Symm-Clashes lists symmetry-related clashes.

Mol	Chain	Non-H	H(model)	H(added)	Clashes	Symm-Clashes
1	A	3892	0	3823	914	5
1	B	3892	0	3823	911	0
1	C	3892	0	3825	678	207
1	D	3892	0	3823	913	3
1	E	3892	0	3824	824	88
1	F	3892	0	3823	917	8
1	G	3892	0	3825	684	143
1	H	3892	0	3825	678	124
1	I	3892	0	3825	675	88
1	J	3892	0	3824	761	91
1	K	3892	0	3824	760	104
1	L	3892	0	3823	910	38
1	M	3892	0	3824	772	123
1	N	3892	0	3824	826	115
1	O	3892	0	3825	676	152
1	P	3892	0	3825	684	149
1	Q	3892	0	3824	845	85
1	R	3892	0	3823	912	14
1	S	3892	0	3824	823	82
1	T	3892	0	3824	761	85
All	All	77840	0	76480	13874	928

The all-atom clashscore is defined as the number of clashes found per 1000 atoms (including hydrogen atoms). The all-atom clashscore for this structure is 90.

All (13874) close contacts within the same asymmetric unit are listed below, sorted by their clash magnitude.

Atom-1	Atom-2	Interatomic distance (Å)	Clash overlap (Å)
1:B:325:LEU:HD22	1:D:165:GLU:CG	1.29	1.62
1:Q:325:LEU:HD22	1:R:165:GLU:CG	1.29	1.61
1:A:325:LEU:HD22	1:E:165:GLU:CG	1.29	1.60
1:L:325:LEU:HD22	1:S:165:GLU:CG	1.29	1.59
1:F:325:LEU:HD22	1:N:165:GLU:CG	1.29	1.58
1:Q:165:GLU:CD	1:R:325:LEU:HD22	1.20	1.58
1:A:330:SER:C	1:L:240:VAL:HG11	1.21	1.58
1:B:325:LEU:HD22	1:D:165:GLU:CD	1.20	1.57
1:L:325:LEU:CD2	1:S:165:GLU:HG3	1.33	1.57
1:L:165:GLU:CG	1:S:325:LEU:HD22	1.29	1.57
1:F:165:GLU:HG3	1:N:325:LEU:CD2	1.34	1.56
1:A:165:GLU:CG	1:E:325:LEU:HD22	1.29	1.56
1:A:325:LEU:CD2	1:E:165:GLU:HG3	1.34	1.56
1:F:165:GLU:CD	1:N:325:LEU:HD22	1.20	1.55

Continued on next page...

Continued from previous page...

Atom-1	Atom-2	Interatomic distance (Å)	Clash overlap (Å)
1:F:325:LEU:HD22	1:N:165:GLU:CD	1.20	1.55
1:Q:165:GLU:CG	1:R:325:LEU:HD22	1.29	1.55
1:F:325:LEU:CD2	1:N:165:GLU:HG3	1.34	1.54
1:B:165:GLU:CG	1:D:325:LEU:HD22	1.29	1.54
1:E:330:SER:C	1:J:240:VAL:HG11	1.21	1.54
1:B:165:GLU:HG3	1:D:325:LEU:CD2	1.34	1.54
1:F:165:GLU:CG	1:N:325:LEU:HD22	1.29	1.53
1:Q:165:GLU:HG3	1:R:325:LEU:CD2	1.34	1.53
1:A:165:GLU:HG3	1:E:325:LEU:CD2	1.34	1.52
1:L:165:GLU:CD	1:S:325:LEU:HD22	1.20	1.52
1:L:165:GLU:HG3	1:S:325:LEU:CD2	1.34	1.52
1:A:240:VAL:HG11	1:D:330:SER:C	1.21	1.52
1:E:280:SER:HB3	1:E:334:HIS:CD2	1.45	1.52
1:B:280:SER:HB3	1:B:334:HIS:CD2	1.45	1.51
1:L:280:SER:HB3	1:L:334:HIS:CD2	1.46	1.51
1:K:280:SER:HB3	1:K:334:HIS:CD2	1.45	1.51
1:C:280:SER:HB3	1:C:334:HIS:CD2	1.46	1.51
1:N:280:SER:HB3	1:N:334:HIS:CD2	1.46	1.51
1:A:325:LEU:HD22	1:E:165:GLU:CD	1.20	1.50
1:B:165:GLU:CD	1:D:325:LEU:HD22	1.20	1.50
1:B:251:TYR:CD1	1:R:328:PRO:O	1.63	1.50
1:I:280:SER:HB3	1:I:334:HIS:CD2	1.45	1.50
1:M:240:VAL:HG11	1:Q:330:SER:C	1.21	1.50
1:B:325:LEU:CD2	1:D:165:GLU:HG3	1.34	1.50
1:Q:325:LEU:CD2	1:R:165:GLU:HG3	1.34	1.50
1:S:330:SER:C	1:T:240:VAL:HG11	1.21	1.50
1:F:328:PRO:O	1:R:251:TYR:CD1	1.64	1.49
1:B:328:PRO:O	1:F:251:TYR:CD1	1.63	1.49
1:H:280:SER:HB3	1:H:334:HIS:CD2	1.45	1.49
1:A:165:GLU:CD	1:E:325:LEU:HD22	1.20	1.49
1:M:251:TYR:CD1	1:Q:328:PRO:O	1.63	1.49
1:E:328:PRO:O	1:J:251:TYR:CD1	1.64	1.49
1:M:280:SER:HB3	1:M:334:HIS:CD2	1.45	1.49
1:Q:280:SER:HB3	1:Q:334:HIS:CD2	1.46	1.49
1:S:328:PRO:O	1:T:251:TYR:CD1	1.64	1.49
1:A:328:PRO:O	1:L:251:TYR:CD1	1.64	1.48
1:B:330:SER:C	1:F:240:VAL:HG11	1.21	1.48
1:D:251:TYR:CD1	1:L:328:PRO:O	1.63	1.48
1:R:280:SER:HB3	1:R:334:HIS:CD2	1.46	1.48
1:S:280:SER:HB3	1:S:334:HIS:CD2	1.45	1.48
1:A:251:TYR:CD1	1:D:328:PRO:O	1.63	1.48

Continued on next page...

Continued from previous page...

Atom-1	Atom-2	Interatomic distance (Å)	Clash overlap (Å)
1:A:280:SER:HB3	1:A:334:HIS:CD2	1.45	1.48
1:K:240:VAL:HG11	1:N:330:SER:C	1.22	1.48
1:D:280:SER:HB3	1:D:334:HIS:CD2	1.46	1.48
1:F:280:SER:HB3	1:F:334:HIS:CD2	1.45	1.48
1:F:451:TYR:CA	1:F:458:VAL:HG23	1.44	1.48
1:P:280:SER:HB3	1:P:334:HIS:CD2	1.46	1.48
1:B:240:VAL:HG11	1:R:330:SER:C	1.21	1.48
1:H:451:TYR:CA	1:H:458:VAL:HG23	1.44	1.48
1:I:451:TYR:CA	1:I:458:VAL:HG23	1.44	1.48
1:N:451:TYR:CA	1:N:458:VAL:HG23	1.44	1.48
1:D:451:TYR:CA	1:D:458:VAL:HG23	1.44	1.47
1:L:451:TYR:CA	1:L:458:VAL:HG23	1.44	1.47
1:O:280:SER:HB3	1:O:334:HIS:CD2	1.46	1.47
1:G:280:SER:HB3	1:G:334:HIS:CD2	1.45	1.47
1:J:280:SER:HB3	1:J:334:HIS:CD2	1.45	1.47
1:D:240:VAL:HG11	1:L:330:SER:C	1.21	1.47
1:E:451:TYR:CA	1:E:458:VAL:HG23	1.44	1.47
1:K:251:TYR:CD1	1:N:328:PRO:O	1.63	1.46
1:P:451:TYR:CA	1:P:458:VAL:HG23	1.44	1.46
1:T:280:SER:HB3	1:T:334:HIS:CD2	1.45	1.46
1:B:451:TYR:CA	1:B:458:VAL:HG23	1.44	1.46
1:L:325:LEU:HD22	1:S:165:GLU:CD	1.20	1.46
1:Q:451:TYR:CA	1:Q:458:VAL:HG23	1.44	1.46
1:Q:325:LEU:HD22	1:R:165:GLU:CD	1.20	1.46
1:T:451:TYR:CA	1:T:458:VAL:HG23	1.44	1.46
1:J:451:TYR:CA	1:J:458:VAL:HG23	1.44	1.45
1:C:451:TYR:CA	1:C:458:VAL:HG23	1.44	1.45
1:O:451:TYR:CA	1:O:458:VAL:HG23	1.44	1.45
1:D:402:LYS:NZ	1:D:511:PHE:CD2	1.85	1.45
1:L:402:LYS:NZ	1:L:511:PHE:CD2	1.85	1.45
1:F:275:LEU:HD11	1:R:275:LEU:CA	1.47	1.45
1:R:451:TYR:CA	1:R:458:VAL:HG23	1.44	1.45
1:I:402:LYS:NZ	1:I:511:PHE:CD2	1.85	1.44
1:M:451:TYR:CA	1:M:458:VAL:HG23	1.44	1.44
1:F:330:SER:C	1:R:240:VAL:HG11	1.21	1.44
1:K:402:LYS:NZ	1:K:511:PHE:CD2	1.85	1.44
1:K:451:TYR:CA	1:K:458:VAL:HG23	1.44	1.44
1:S:451:TYR:CA	1:S:458:VAL:HG23	1.44	1.44
1:A:451:TYR:CA	1:A:458:VAL:HG23	1.44	1.43
1:A:275:LEU:HD11	1:L:275:LEU:CA	1.48	1.43
1:G:451:TYR:CA	1:G:458:VAL:HG23	1.44	1.43

Continued on next page...

Continued from previous page...

Atom-1	Atom-2	Interatomic distance (Å)	Clash overlap (Å)
1:M:402:LYS:NZ	1:M:511:PHE:CD2	1.85	1.43
1:O:402:LYS:NZ	1:O:511:PHE:CD2	1.85	1.43
1:A:325:LEU:CB	1:E:165:GLU:OE1	1.67	1.42
1:I:601:LEU:CD1	1:I:650:ILE:CD1	1.98	1.42
1:J:402:LYS:NZ	1:J:511:PHE:CD2	1.85	1.42
1:O:601:LEU:CD1	1:O:650:ILE:CD1	1.97	1.42
1:P:601:LEU:CD1	1:P:650:ILE:CD1	1.97	1.42
1:D:275:LEU:CA	1:L:275:LEU:HD11	1.47	1.42
1:L:325:LEU:CB	1:S:165:GLU:OE1	1.67	1.42
1:N:402:LYS:NZ	1:N:511:PHE:CD2	1.85	1.42
1:N:601:LEU:CD1	1:N:650:ILE:CD1	1.97	1.42
1:P:402:LYS:NZ	1:P:511:PHE:CD2	1.85	1.42
1:T:601:LEU:CD1	1:T:650:ILE:CD1	1.97	1.42
1:B:275:LEU:CA	1:R:275:LEU:HD11	1.48	1.42
1:F:601:LEU:CD1	1:F:650:ILE:CD1	1.97	1.42
1:H:402:LYS:NZ	1:H:511:PHE:CD2	1.85	1.42
1:L:165:GLU:OE1	1:S:325:LEU:CB	1.67	1.42
1:L:601:LEU:CD1	1:L:650:ILE:CD1	1.97	1.42
1:Q:601:LEU:CD1	1:Q:650:ILE:CD1	1.97	1.42
1:S:402:LYS:NZ	1:S:511:PHE:CD2	1.85	1.42
1:D:601:LEU:CD1	1:D:650:ILE:CD1	1.98	1.42
1:H:601:LEU:CD1	1:H:650:ILE:CD1	1.97	1.42
1:M:275:LEU:CA	1:Q:275:LEU:HD11	1.48	1.42
1:R:451:TYR:H	1:R:458:VAL:CG2	1.34	1.41
1:B:601:LEU:CD1	1:B:650:ILE:CD1	1.97	1.41
1:B:275:LEU:HD11	1:F:275:LEU:CA	1.48	1.41
1:B:402:LYS:NZ	1:B:511:PHE:CD2	1.85	1.41
1:J:601:LEU:CD1	1:J:650:ILE:CD1	1.98	1.41
1:K:451:TYR:H	1:K:458:VAL:CG2	1.34	1.41
1:Q:165:GLU:OE1	1:R:325:LEU:CB	1.67	1.41
1:S:275:LEU:HD11	1:T:275:LEU:CA	1.47	1.41
1:F:325:LEU:CD2	1:N:165:GLU:CG	1.93	1.41
1:A:275:LEU:CA	1:D:275:LEU:HD11	1.48	1.41
1:E:275:LEU:HD11	1:J:275:LEU:CA	1.47	1.40
1:E:451:TYR:H	1:E:458:VAL:CG2	1.34	1.40
1:G:601:LEU:CD1	1:G:650:ILE:CD1	1.98	1.40
1:J:451:TYR:H	1:J:458:VAL:CG2	1.34	1.40
1:K:601:LEU:CD1	1:K:650:ILE:CD1	1.97	1.40
1:Q:451:TYR:H	1:Q:458:VAL:CG2	1.34	1.40
1:A:165:GLU:OE1	1:E:325:LEU:CB	1.68	1.40
1:B:325:LEU:CB	1:D:165:GLU:OE1	1.67	1.40

Continued on next page...

Continued from previous page...

Atom-1	Atom-2	Interatomic distance (Å)	Clash overlap (Å)
1:C:601:LEU:CD1	1:C:650:ILE:CD1	1.97	1.40
1:R:402:LYS:NZ	1:R:511:PHE:CD2	1.85	1.40
1:A:451:TYR:H	1:A:458:VAL:CG2	1.34	1.40
1:B:165:GLU:OE1	1:D:325:LEU:CB	1.67	1.40
1:M:601:LEU:CD1	1:M:650:ILE:CD1	1.97	1.40
1:Q:402:LYS:NZ	1:Q:511:PHE:CD2	1.85	1.40
1:R:601:LEU:CD1	1:R:650:ILE:CD1	1.97	1.40
1:F:451:TYR:H	1:F:458:VAL:CG2	1.34	1.40
1:H:451:TYR:H	1:H:458:VAL:CG2	1.34	1.40
1:L:451:TYR:H	1:L:458:VAL:CG2	1.34	1.40
1:T:402:LYS:NZ	1:T:511:PHE:CD2	1.85	1.40
1:K:275:LEU:CA	1:N:275:LEU:HD11	1.48	1.39
1:N:451:TYR:H	1:N:458:VAL:CG2	1.34	1.39
1:Q:325:LEU:CB	1:R:165:GLU:OE1	1.68	1.39
1:S:601:LEU:CD1	1:S:650:ILE:CD1	1.97	1.39
1:A:601:LEU:CD1	1:A:650:ILE:CD1	1.97	1.39
1:C:451:TYR:H	1:C:458:VAL:CG2	1.34	1.39
1:E:601:LEU:CD1	1:E:650:ILE:CD1	1.97	1.39
1:F:165:GLU:OE1	1:N:325:LEU:CB	1.67	1.39
1:L:325:LEU:CD2	1:S:165:GLU:CG	1.93	1.39
1:F:402:LYS:NZ	1:F:511:PHE:CD2	1.85	1.39
1:G:402:LYS:NZ	1:G:511:PHE:CD2	1.85	1.39
1:B:325:LEU:CD2	1:D:165:GLU:CG	1.93	1.39
1:B:451:TYR:H	1:B:458:VAL:CG2	1.34	1.39
1:D:451:TYR:H	1:D:458:VAL:CG2	1.34	1.39
1:Q:165:GLU:CG	1:R:325:LEU:CD2	1.93	1.39
1:S:451:TYR:H	1:S:458:VAL:CG2	1.34	1.39
1:T:451:TYR:H	1:T:458:VAL:CG2	1.34	1.38
1:A:327:PRO:CD	1:L:237:PRO:HD3	1.54	1.38
1:C:402:LYS:NZ	1:C:511:PHE:CD2	1.85	1.38
1:M:451:TYR:H	1:M:458:VAL:CG2	1.34	1.38
1:I:451:TYR:H	1:I:458:VAL:CG2	1.34	1.38
1:P:451:TYR:H	1:P:458:VAL:CG2	1.34	1.38
1:A:402:LYS:NZ	1:A:511:PHE:CD2	1.85	1.37
1:E:402:LYS:NZ	1:E:511:PHE:CD2	1.85	1.38
1:L:165:GLU:CG	1:S:325:LEU:CD2	1.93	1.38
1:Q:325:LEU:CD2	1:R:165:GLU:CG	1.93	1.37
1:B:237:PRO:HD3	1:R:327:PRO:CD	1.54	1.37
1:F:325:LEU:CB	1:N:165:GLU:OE1	1.68	1.37
1:F:327:PRO:CD	1:R:237:PRO:HD3	1.54	1.37
1:O:451:TYR:H	1:O:458:VAL:CG2	1.34	1.37

Continued on next page...

Continued from previous page...

Atom-1	Atom-2	Interatomic distance (Å)	Clash overlap (Å)
1:F:165:GLU:CG	1:N:325:LEU:CD2	1.93	1.37
1:A:237:PRO:HD3	1:D:327:PRO:CD	1.54	1.37
1:G:451:TYR:H	1:G:458:VAL:CG2	1.34	1.37
1:K:237:PRO:HD3	1:N:327:PRO:CD	1.54	1.36
1:E:275:LEU:CD1	1:J:275:LEU:HA	1.56	1.36
1:D:237:PRO:HD3	1:L:327:PRO:CD	1.54	1.36
1:E:313:GLU:OE1	1:L:255:LEU:HD13	1.24	1.36
1:H:255:LEU:HD13	1:T:313:GLU:OE1	1.24	1.36
1:M:237:PRO:HD3	1:Q:327:PRO:CD	1.54	1.36
1:A:275:LEU:CD1	1:L:275:LEU:HA	1.56	1.35
1:B:327:PRO:CD	1:F:237:PRO:HD3	1.54	1.35
1:K:275:LEU:HA	1:N:275:LEU:CD1	1.56	1.35
1:D:313:GLU:OE1	1:F:255:LEU:HD13	1.24	1.35
1:A:275:LEU:HA	1:D:275:LEU:CD1	1.56	1.34
1:S:275:LEU:CD1	1:T:275:LEU:HA	1.56	1.34
1:F:275:LEU:CD1	1:R:275:LEU:HA	1.56	1.34
1:B:255:LEU:HD13	1:Q:313:GLU:OE1	1.24	1.34
1:E:327:PRO:CD	1:J:237:PRO:HD3	1.54	1.34
1:H:313:GLU:OE1	1:O:255:LEU:HD13	1.24	1.34
1:D:275:LEU:HA	1:L:275:LEU:CD1	1.56	1.34
1:M:275:LEU:HA	1:Q:275:LEU:CD1	1.56	1.33
1:S:327:PRO:CD	1:T:237:PRO:HD3	1.54	1.33
1:B:275:LEU:HA	1:R:275:LEU:CD1	1.56	1.33
1:S:327:PRO:CG	1:T:237:PRO:HD3	1.59	1.33
1:D:237:PRO:HD3	1:L:327:PRO:CG	1.59	1.32
1:K:439:THR:OG1	1:K:457:ILE:HG12	1.29	1.32
1:B:237:PRO:HD3	1:R:327:PRO:CG	1.59	1.32
1:L:439:THR:OG1	1:L:457:ILE:HG12	1.29	1.32
1:C:439:THR:OG1	1:C:457:ILE:HG12	1.29	1.32
1:J:439:THR:OG1	1:J:457:ILE:HG12	1.29	1.31
1:B:275:LEU:CD1	1:F:275:LEU:HA	1.56	1.31
1:S:439:THR:OG1	1:S:457:ILE:HG12	1.29	1.31
1:F:327:PRO:CG	1:R:237:PRO:HD3	1.59	1.31
1:K:237:PRO:HD3	1:N:327:PRO:CG	1.59	1.31
1:R:439:THR:OG1	1:R:457:ILE:HG12	1.29	1.31
1:A:325:LEU:CD2	1:E:165:GLU:CG	1.93	1.31
1:B:327:PRO:CG	1:F:237:PRO:HD3	1.59	1.31
1:F:280:SER:OG	1:F:334:HIS:NE2	1.64	1.31
1:H:439:THR:OG1	1:H:457:ILE:HG12	1.29	1.31
1:J:402:LYS:CE	1:J:511:PHE:HD2	1.44	1.31
1:P:313:GLU:OE1	1:Q:255:LEU:HD13	1.24	1.31

Continued on next page...

Continued from previous page...

Atom-1	Atom-2	Interatomic distance (Å)	Clash overlap (Å)
1:A:255:LEU:HD13	1:B:313:GLU:OE1	1.24	1.30
1:C:255:LEU:HD13	1:K:313:GLU:OE1	1.24	1.30
1:I:255:LEU:HD13	1:M:313:GLU:OE1	1.24	1.30
1:P:402:LYS:CE	1:P:511:PHE:HD2	1.44	1.30
1:A:237:PRO:HD3	1:D:327:PRO:CG	1.59	1.30
1:E:327:PRO:CG	1:J:237:PRO:HD3	1.59	1.30
1:F:402:LYS:CE	1:F:511:PHE:HD2	1.44	1.30
1:H:402:LYS:CE	1:H:511:PHE:HD2	1.44	1.30
1:M:237:PRO:HD3	1:Q:327:PRO:CG	1.59	1.30
1:R:402:LYS:CE	1:R:511:PHE:HD2	1.44	1.30
1:S:280:SER:OG	1:S:334:HIS:NE2	1.64	1.30
1:J:280:SER:OG	1:J:334:HIS:NE2	1.64	1.30
1:A:327:PRO:CG	1:L:237:PRO:HD3	1.59	1.29
1:H:605:SER:HB3	1:H:650:ILE:CG2	1.63	1.29
1:K:280:SER:OG	1:K:334:HIS:NE2	1.64	1.29
1:K:402:LYS:CE	1:K:511:PHE:HD2	1.44	1.29
1:C:402:LYS:CE	1:C:511:PHE:HD2	1.44	1.29
1:N:402:LYS:CE	1:N:511:PHE:HD2	1.44	1.29
1:O:605:SER:HB3	1:O:650:ILE:CG2	1.63	1.29
1:B:165:GLU:CG	1:D:325:LEU:CD2	1.93	1.29
1:E:605:SER:HB3	1:E:650:ILE:CG2	1.63	1.29
1:L:402:LYS:CE	1:L:511:PHE:HD2	1.44	1.29
1:Q:605:SER:HB3	1:Q:650:ILE:CG2	1.63	1.29
1:T:280:SER:OG	1:T:334:HIS:NE2	1.64	1.29
1:A:165:GLU:CG	1:E:325:LEU:CD2	1.93	1.29
1:F:313:GLU:OE1	1:K:255:LEU:HD13	1.24	1.29
1:F:439:THR:OG1	1:F:457:ILE:HG12	1.29	1.29
1:F:605:SER:HB3	1:F:650:ILE:CG2	1.63	1.29
1:O:439:THR:OG1	1:O:457:ILE:HG12	1.29	1.29
1:A:313:GLU:OE1	1:J:255:LEU:HD13	1.24	1.29
1:G:605:SER:HB3	1:G:650:ILE:CG2	1.63	1.29
1:H:280:SER:OG	1:H:334:HIS:NE2	1.64	1.29
1:I:605:SER:HB3	1:I:650:ILE:CG2	1.63	1.29
1:N:605:SER:HB3	1:N:650:ILE:CG2	1.63	1.29
1:T:605:SER:HB3	1:T:650:ILE:CG2	1.63	1.29
1:B:402:LYS:CE	1:B:511:PHE:HD2	1.44	1.28
1:G:402:LYS:CE	1:G:511:PHE:HD2	1.44	1.28
1:I:280:SER:OG	1:I:334:HIS:NE2	1.64	1.28
1:J:601:LEU:HD12	1:J:650:ILE:CD1	1.61	1.28
1:S:402:LYS:CE	1:S:511:PHE:HD2	1.44	1.28
1:S:605:SER:HB3	1:S:650:ILE:CG2	1.62	1.28

Continued on next page...

Continued from previous page...

Atom-1	Atom-2	Interatomic distance (Å)	Clash overlap (Å)
1:A:402:LYS:CE	1:A:511:PHE:HD2	1.44	1.28
1:D:402:LYS:CE	1:D:511:PHE:HD2	1.44	1.28
1:E:402:LYS:CE	1:E:511:PHE:HD2	1.44	1.28
1:J:605:SER:HB3	1:J:650:ILE:CG2	1.62	1.28
1:N:313:GLU:OE1	1:R:255:LEU:HD13	1.24	1.28
1:E:255:LEU:HD13	1:O:313:GLU:OE1	1.24	1.28
1:G:255:LEU:HD13	1:I:313:GLU:OE1	1.24	1.28
1:I:402:LYS:CE	1:I:511:PHE:HD2	1.44	1.28
1:T:439:THR:OG1	1:T:457:ILE:HG12	1.29	1.28
1:G:280:SER:OG	1:G:334:HIS:NE2	1.64	1.28
1:G:313:GLU:OE1	1:N:255:LEU:HD13	1.24	1.28
1:I:601:LEU:HD12	1:I:650:ILE:CD1	1.61	1.28
1:D:280:SER:OG	1:D:334:HIS:NE2	1.64	1.28
1:L:313:GLU:OE1	1:T:255:LEU:HD13	1.23	1.28
1:M:605:SER:HB3	1:M:650:ILE:CG2	1.63	1.28
1:S:601:LEU:HD12	1:S:650:ILE:CD1	1.61	1.28
1:Q:402:LYS:CE	1:Q:511:PHE:HD2	1.44	1.27
1:T:402:LYS:CE	1:T:511:PHE:HD2	1.44	1.27
1:L:605:SER:HB3	1:L:650:ILE:CG2	1.63	1.27
1:O:402:LYS:CE	1:O:511:PHE:HD2	1.44	1.27
1:P:605:SER:HB3	1:P:650:ILE:CG2	1.63	1.27
1:Q:601:LEU:HD12	1:Q:650:ILE:CD1	1.61	1.27
1:C:605:SER:HB3	1:C:650:ILE:CG2	1.63	1.27
1:E:280:SER:OG	1:E:334:HIS:NE2	1.64	1.27
1:K:605:SER:HB3	1:K:650:ILE:CG2	1.63	1.27
1:M:402:LYS:CE	1:M:511:PHE:HD2	1.44	1.27
1:P:280:SER:OG	1:P:334:HIS:NE2	1.64	1.27
1:P:439:THR:OG1	1:P:457:ILE:HG12	1.29	1.27
1:T:411:PHE:CD1	1:T:418:ASP:HB3	1.70	1.27
1:C:280:SER:OG	1:C:334:HIS:NE2	1.64	1.27
1:R:411:PHE:CD1	1:R:418:ASP:HB3	1.70	1.27
1:A:605:SER:HB3	1:A:650:ILE:CG2	1.63	1.27
1:D:605:SER:HB3	1:D:650:ILE:CG2	1.63	1.27
1:F:327:PRO:HD2	1:R:237:PRO:CG	1.65	1.27
1:J:411:PHE:CD1	1:J:418:ASP:HB3	1.70	1.27
1:B:327:PRO:HD2	1:F:237:PRO:CG	1.65	1.26
1:D:255:LEU:HD13	1:S:313:GLU:OE1	1.23	1.26
1:E:411:PHE:CD1	1:E:418:ASP:HB3	1.70	1.26
1:E:439:THR:OG1	1:E:457:ILE:HG12	1.29	1.26
1:G:292:TYR:CE2	1:I:311:THR:HG21	1.70	1.26
1:G:439:THR:OG1	1:G:457:ILE:HG12	1.29	1.26

Continued on next page...

Continued from previous page...

Atom-1	Atom-2	Interatomic distance (Å)	Clash overlap (Å)
1:I:411:PHE:CD1	1:I:418:ASP:HB3	1.70	1.26
1:J:313:GLU:OE1	1:P:255:LEU:HD13	1.24	1.26
1:K:601:LEU:HD12	1:K:650:ILE:CD1	1.61	1.26
1:L:280:SER:OG	1:L:334:HIS:NE2	1.64	1.26
1:R:605:SER:HB3	1:R:650:ILE:CG2	1.63	1.26
1:B:411:PHE:CD1	1:B:418:ASP:HB3	1.70	1.26
1:C:313:GLU:OE1	1:S:255:LEU:HD13	1.24	1.26
1:D:292:TYR:CE2	1:S:311:THR:HG21	1.71	1.26
1:P:311:THR:HG21	1:Q:292:TYR:CE2	1.71	1.26
1:B:402:LYS:HD3	1:B:511:PHE:CD2	1.71	1.26
1:B:439:THR:OG1	1:B:457:ILE:HG12	1.29	1.26
1:B:605:SER:HB3	1:B:650:ILE:CG2	1.63	1.26
1:H:311:THR:HG21	1:O:292:TYR:CE2	1.71	1.26
1:K:237:PRO:CG	1:N:327:PRO:HD2	1.65	1.26
1:N:311:THR:HG21	1:R:292:TYR:CE2	1.71	1.26
1:A:165:GLU:OE1	1:E:325:LEU:HB2	1.08	1.26
1:A:411:PHE:CD1	1:A:418:ASP:HB3	1.70	1.26
1:Q:402:LYS:HD3	1:Q:511:PHE:CD2	1.71	1.26
1:R:402:LYS:HD3	1:R:511:PHE:CD2	1.71	1.26
1:S:411:PHE:CD1	1:S:418:ASP:HB3	1.70	1.26
1:A:237:PRO:CG	1:D:327:PRO:HD2	1.65	1.26
1:E:327:PRO:HD2	1:J:237:PRO:CG	1.65	1.26
1:M:439:THR:OG1	1:M:457:ILE:HG12	1.29	1.26
1:P:402:LYS:HD3	1:P:511:PHE:CD2	1.71	1.26
1:F:411:PHE:CD1	1:F:418:ASP:HB3	1.70	1.25
1:G:311:THR:HG21	1:N:292:TYR:CE2	1.71	1.25
1:H:402:LYS:HD3	1:H:511:PHE:CD2	1.71	1.25
1:H:411:PHE:CD1	1:H:418:ASP:HB3	1.70	1.25
1:I:292:TYR:CE2	1:M:311:THR:HG21	1.71	1.25
1:M:237:PRO:CG	1:Q:327:PRO:HD2	1.65	1.25
1:N:402:LYS:HD3	1:N:511:PHE:CD2	1.71	1.25
1:C:311:THR:HG21	1:S:292:TYR:CE2	1.71	1.25
1:D:402:LYS:HD3	1:D:511:PHE:CD2	1.71	1.25
1:D:439:THR:OG1	1:D:457:ILE:HG12	1.29	1.25
1:F:402:LYS:HD3	1:F:511:PHE:CD2	1.71	1.25
1:I:601:LEU:CD1	1:I:650:ILE:HD11	1.64	1.25
1:A:327:PRO:HD2	1:L:237:PRO:CG	1.65	1.25
1:C:411:PHE:CD1	1:C:418:ASP:HB3	1.70	1.25
1:C:601:LEU:HD12	1:C:650:ILE:CD1	1.61	1.25
1:D:237:PRO:CG	1:L:327:PRO:HD2	1.65	1.25
1:E:311:THR:HG21	1:L:292:TYR:CE2	1.71	1.25

Continued on next page...

Continued from previous page...

Atom-1	Atom-2	Interatomic distance (Å)	Clash overlap (Å)
1:G:402:LYS:HD3	1:G:511:PHE:CD2	1.71	1.25
1:G:411:PHE:CD1	1:G:418:ASP:HB3	1.70	1.25
1:H:601:LEU:CD1	1:H:650:ILE:HD11	1.63	1.25
1:L:311:THR:HG21	1:T:292:TYR:CE2	1.71	1.25
1:M:411:PHE:CD1	1:M:418:ASP:HB3	1.70	1.25
1:M:601:LEU:CD1	1:M:650:ILE:HD11	1.63	1.25
1:O:280:SER:OG	1:O:334:HIS:NE2	1.64	1.25
1:O:402:LYS:HD3	1:O:511:PHE:CD2	1.71	1.25
1:P:225:GLY:N	1:Q:225:GLY:O	1.70	1.25
1:B:280:SER:CB	1:B:334:HIS:CD2	2.20	1.25
1:D:311:THR:HG21	1:F:292:TYR:CE2	1.71	1.25
1:G:225:GLY:N	1:N:225:GLY:O	1.70	1.25
1:J:311:THR:HG21	1:P:292:TYR:CE2	1.71	1.25
1:M:255:LEU:HD13	1:R:313:GLU:OE1	1.24	1.25
1:M:280:SER:OG	1:M:334:HIS:NE2	1.64	1.25
1:M:402:LYS:HD3	1:M:511:PHE:CD2	1.71	1.25
1:N:280:SER:OG	1:N:334:HIS:NE2	1.64	1.25
1:N:439:THR:OG1	1:N:457:ILE:HG12	1.29	1.25
1:A:311:THR:HG21	1:J:292:TYR:CE2	1.71	1.25
1:E:225:GLY:N	1:L:225:GLY:O	1.70	1.25
1:E:280:SER:CB	1:E:334:HIS:CD2	2.20	1.25
1:E:601:LEU:CD1	1:E:650:ILE:HD11	1.64	1.25
1:K:411:PHE:CD1	1:K:418:ASP:HB3	1.70	1.25
1:L:225:GLY:N	1:T:225:GLY:O	1.70	1.25
1:P:411:PHE:CD1	1:P:418:ASP:HB3	1.70	1.25
1:Q:280:SER:CB	1:Q:334:HIS:CD2	2.20	1.25
1:Q:439:THR:OG1	1:Q:457:ILE:HG12	1.29	1.25
1:S:327:PRO:HD2	1:T:237:PRO:CG	1.65	1.25
1:T:402:LYS:HD3	1:T:511:PHE:CD2	1.71	1.25
1:A:225:GLY:N	1:J:225:GLY:O	1.70	1.24
1:A:292:TYR:CE2	1:B:311:THR:HG21	1.70	1.24
1:C:225:GLY:O	1:K:225:GLY:N	1.70	1.24
1:J:225:GLY:N	1:P:225:GLY:O	1.70	1.24
1:L:402:LYS:HD3	1:L:511:PHE:CD2	1.71	1.24
1:M:601:LEU:HD12	1:M:650:ILE:CD1	1.61	1.24
1:R:280:SER:OG	1:R:334:HIS:NE2	1.64	1.24
1:A:439:THR:OG1	1:A:457:ILE:HG12	1.29	1.24
1:B:292:TYR:CE2	1:Q:311:THR:HG21	1.71	1.24
1:D:411:PHE:CD1	1:D:418:ASP:HB3	1.70	1.24
1:O:402:LYS:NZ	1:O:511:PHE:HD2	1.26	1.24
1:S:402:LYS:HD3	1:S:511:PHE:CD2	1.71	1.24

Continued on next page...

Continued from previous page...

Atom-1	Atom-2	Interatomic distance (Å)	Clash overlap (Å)
1:T:280:SER:CB	1:T:334:HIS:CD2	2.20	1.24
1:B:165:GLU:OE1	1:D:325:LEU:HB2	1.08	1.24
1:C:292:TYR:CE2	1:K:311:THR:HG21	1.71	1.24
1:H:292:TYR:CE2	1:T:311:THR:HG21	1.71	1.24
1:J:601:LEU:CD1	1:J:650:ILE:HD11	1.64	1.24
1:L:411:PHE:CD1	1:L:418:ASP:HB3	1.70	1.24
1:M:451:TYR:N	1:M:458:VAL:CG2	2.01	1.24
1:Q:411:PHE:CD1	1:Q:418:ASP:HB3	1.70	1.24
1:B:165:GLU:OE1	1:D:325:LEU:CD2	1.86	1.24
1:E:292:TYR:CE2	1:O:311:THR:HG21	1.71	1.24
1:E:402:LYS:HD3	1:E:511:PHE:CD2	1.71	1.24
1:F:225:GLY:N	1:K:225:GLY:O	1.70	1.24
1:F:311:THR:HG21	1:K:292:TYR:CE2	1.71	1.24
1:I:225:GLY:O	1:M:225:GLY:N	1.70	1.24
1:I:280:SER:CB	1:I:334:HIS:CD2	2.20	1.24
1:I:402:LYS:HD3	1:I:511:PHE:CD2	1.71	1.24
1:K:402:LYS:HD3	1:K:511:PHE:CD2	1.71	1.24
1:M:292:TYR:CE2	1:R:311:THR:HG21	1.71	1.24
1:O:411:PHE:CD1	1:O:418:ASP:HB3	1.70	1.24
1:Q:325:LEU:CD2	1:R:165:GLU:OE1	1.86	1.24
1:B:237:PRO:CG	1:R:327:PRO:HD2	1.65	1.24
1:C:225:GLY:N	1:S:225:GLY:O	1.70	1.24
1:E:451:TYR:N	1:E:458:VAL:CG2	2.01	1.24
1:G:451:TYR:N	1:G:458:VAL:CG2	2.01	1.24
1:H:451:TYR:N	1:H:458:VAL:CG2	2.01	1.24
1:J:402:LYS:HD3	1:J:511:PHE:CD2	1.71	1.24
1:S:280:SER:CB	1:S:334:HIS:CD2	2.20	1.24
1:D:225:GLY:N	1:F:225:GLY:O	1.70	1.23
1:F:165:GLU:OE1	1:N:325:LEU:CD2	1.86	1.23
1:G:280:SER:CB	1:G:334:HIS:CD2	2.20	1.23
1:M:225:GLY:O	1:R:225:GLY:N	1.70	1.23
1:N:280:SER:CB	1:N:334:HIS:CD2	2.20	1.23
1:P:451:TYR:N	1:P:458:VAL:CG2	2.01	1.23
1:Q:165:GLU:OE1	1:R:325:LEU:HB2	1.08	1.23
1:A:402:LYS:NZ	1:A:511:PHE:HD2	1.26	1.23
1:B:280:SER:OG	1:B:334:HIS:NE2	1.64	1.23
1:J:280:SER:CB	1:J:334:HIS:CD2	2.20	1.23
1:L:280:SER:CB	1:L:334:HIS:CD2	2.20	1.23
1:L:325:LEU:CD2	1:S:165:GLU:OE1	1.86	1.23
1:L:601:LEU:HD12	1:L:650:ILE:CD1	1.61	1.23
1:M:275:LEU:CB	1:Q:275:LEU:HD11	1.69	1.23

Continued on next page...

Continued from previous page...

Atom-1	Atom-2	Interatomic distance (Å)	Clash overlap (Å)
1:N:411:PHE:CD1	1:N:418:ASP:HB3	1.70	1.23
1:O:451:TYR:N	1:O:458:VAL:CG2	2.01	1.23
1:Q:451:TYR:N	1:Q:458:VAL:CG2	2.01	1.23
1:A:451:TYR:N	1:A:458:VAL:CG2	2.01	1.23
1:C:402:LYS:HD3	1:C:511:PHE:CD2	1.71	1.23
1:D:280:SER:CB	1:D:334:HIS:CD2	2.20	1.23
1:D:601:LEU:HD12	1:D:650:ILE:CD1	1.61	1.23
1:F:325:LEU:CD2	1:N:165:GLU:OE1	1.86	1.23
1:I:439:THR:OG1	1:I:457:ILE:HG12	1.29	1.23
1:K:280:SER:CB	1:K:334:HIS:CD2	2.20	1.23
1:L:325:LEU:HB2	1:S:165:GLU:OE1	1.08	1.23
1:M:280:SER:CB	1:M:334:HIS:CD2	2.20	1.23
1:O:280:SER:CB	1:O:334:HIS:CD2	2.20	1.23
1:P:280:SER:CB	1:P:334:HIS:CD2	2.20	1.23
1:R:280:SER:CB	1:R:334:HIS:CD2	2.20	1.23
1:A:601:LEU:HD12	1:A:650:ILE:CD1	1.61	1.23
1:F:280:SER:CB	1:F:334:HIS:CD2	2.20	1.23
1:H:280:SER:CB	1:H:334:HIS:CD2	2.20	1.23
1:S:451:TYR:N	1:S:458:VAL:CG2	2.01	1.23
1:A:225:GLY:O	1:B:225:GLY:N	1.70	1.23
1:A:402:LYS:HD3	1:A:511:PHE:CD2	1.71	1.23
1:B:225:GLY:O	1:Q:225:GLY:N	1.70	1.23
1:C:451:TYR:N	1:C:458:VAL:CG2	2.01	1.23
1:F:325:LEU:HB2	1:N:165:GLU:OE1	1.08	1.23
1:H:225:GLY:N	1:O:225:GLY:O	1.70	1.23
1:K:275:LEU:CB	1:N:275:LEU:HD11	1.69	1.23
1:P:601:LEU:HD12	1:P:650:ILE:CD1	1.61	1.23
1:Q:165:GLU:OE1	1:R:325:LEU:CD2	1.86	1.23
1:A:165:GLU:OE1	1:E:325:LEU:CD2	1.86	1.22
1:A:275:LEU:HD11	1:L:275:LEU:CB	1.69	1.22
1:A:280:SER:CB	1:A:334:HIS:CD2	2.20	1.22
1:B:275:LEU:CA	1:R:275:LEU:CD1	2.15	1.22
1:F:275:LEU:CD1	1:R:275:LEU:CA	2.15	1.22
1:N:451:TYR:N	1:N:458:VAL:CG2	2.01	1.22
1:S:275:LEU:HD11	1:T:275:LEU:CB	1.69	1.22
1:C:280:SER:CB	1:C:334:HIS:CD2	2.20	1.22
1:E:275:LEU:HD11	1:J:275:LEU:CB	1.69	1.22
1:K:451:TYR:N	1:K:458:VAL:CG2	2.01	1.22
1:L:165:GLU:OE1	1:S:325:LEU:CD2	1.86	1.22
1:N:601:LEU:HD12	1:N:650:ILE:CD1	1.61	1.22
1:O:601:LEU:HD12	1:O:650:ILE:CD1	1.61	1.22

Continued on next page...

Continued from previous page...

Atom-1	Atom-2	Interatomic distance (Å)	Clash overlap (Å)
1:Q:280:SER:OG	1:Q:334:HIS:NE2	1.64	1.22
1:S:601:LEU:CD1	1:S:650:ILE:HD11	1.64	1.22
1:B:325:LEU:CD2	1:D:165:GLU:OE1	1.86	1.22
1:B:325:LEU:HB2	1:D:165:GLU:OE1	1.08	1.22
1:K:275:LEU:CA	1:N:275:LEU:CD1	2.15	1.22
1:N:225:GLY:N	1:R:225:GLY:O	1.70	1.22
1:A:325:LEU:CD2	1:E:165:GLU:OE1	1.86	1.22
1:H:402:LYS:NZ	1:H:511:PHE:HD2	1.26	1.22
1:I:451:TYR:N	1:I:458:VAL:CG2	2.01	1.22
1:Q:325:LEU:HB2	1:R:165:GLU:OE1	1.08	1.22
1:R:451:TYR:N	1:R:458:VAL:CG2	2.01	1.22
1:A:280:SER:OG	1:A:334:HIS:NE2	1.64	1.22
1:D:225:GLY:O	1:S:225:GLY:N	1.70	1.22
1:F:165:GLU:OE1	1:N:325:LEU:HB2	1.08	1.22
1:G:225:GLY:O	1:I:225:GLY:N	1.70	1.22
1:L:451:TYR:N	1:L:458:VAL:CG2	2.01	1.22
1:B:451:TYR:N	1:B:458:VAL:CG2	2.01	1.21
1:S:275:LEU:CD1	1:T:275:LEU:CA	2.15	1.21
1:B:275:LEU:CB	1:R:275:LEU:HD11	1.69	1.21
1:B:402:LYS:CD	1:B:511:PHE:CD2	2.24	1.21
1:G:601:LEU:HD12	1:G:650:ILE:CD1	1.61	1.21
1:J:402:LYS:NZ	1:J:511:PHE:HD2	1.26	1.21
1:M:275:LEU:CA	1:Q:275:LEU:CD1	2.15	1.21
1:A:275:LEU:CB	1:D:275:LEU:HD11	1.69	1.21
1:C:402:LYS:CD	1:C:511:PHE:CD2	2.24	1.21
1:E:275:LEU:CD1	1:J:275:LEU:CA	2.15	1.21
1:F:402:LYS:CD	1:F:511:PHE:CD2	2.24	1.21
1:J:451:TYR:N	1:J:458:VAL:CG2	2.01	1.21
1:L:601:LEU:CD1	1:L:650:ILE:HD11	1.64	1.21
1:T:451:TYR:N	1:T:458:VAL:CG2	2.01	1.21
1:E:225:GLY:O	1:O:225:GLY:N	1.70	1.21
1:F:601:LEU:CD1	1:F:650:ILE:HD11	1.63	1.21
1:G:402:LYS:CD	1:G:511:PHE:CD2	2.24	1.21
1:L:402:LYS:CD	1:L:511:PHE:CD2	2.24	1.21
1:N:402:LYS:CD	1:N:511:PHE:CD2	2.24	1.21
1:S:402:LYS:CD	1:S:511:PHE:CD2	2.24	1.21
1:D:451:TYR:N	1:D:458:VAL:CG2	2.01	1.20
1:F:451:TYR:N	1:F:458:VAL:CG2	2.01	1.20
1:O:601:LEU:CD1	1:O:650:ILE:HD11	1.63	1.20
1:P:402:LYS:CD	1:P:511:PHE:CD2	2.24	1.20
1:B:275:LEU:HD11	1:F:275:LEU:CB	1.69	1.20

Continued on next page...

Continued from previous page...

Atom-1	Atom-2	Interatomic distance (Å)	Clash overlap (Å)
1:D:271:LEU:HB3	1:L:324:LEU:CD2	1.71	1.20
1:F:324:LEU:CD2	1:R:271:LEU:HB3	1.71	1.20
1:F:402:LYS:NZ	1:F:511:PHE:HD2	1.26	1.20
1:A:325:LEU:HB2	1:E:165:GLU:OE1	1.08	1.20
1:T:402:LYS:CD	1:T:511:PHE:CD2	2.24	1.20
1:A:251:TYR:CD1	1:D:328:PRO:C	2.01	1.20
1:A:271:LEU:HB3	1:D:324:LEU:CD2	1.71	1.20
1:B:325:LEU:CD2	1:D:165:GLU:CD	2.09	1.20
1:D:275:LEU:CB	1:L:275:LEU:HD11	1.69	1.20
1:K:601:LEU:CD1	1:K:650:ILE:HD11	1.63	1.20
1:O:402:LYS:CD	1:O:511:PHE:CD2	2.24	1.20
1:Q:402:LYS:CD	1:Q:511:PHE:CD2	2.24	1.20
1:R:402:LYS:CD	1:R:511:PHE:CD2	2.24	1.20
1:F:275:LEU:HD11	1:R:275:LEU:CB	1.69	1.20
1:K:402:LYS:CD	1:K:511:PHE:CD2	2.24	1.20
1:H:225:GLY:O	1:T:225:GLY:N	1.70	1.19
1:I:402:LYS:CD	1:I:511:PHE:CD2	2.24	1.19
1:J:402:LYS:CD	1:J:511:PHE:CD2	2.24	1.19
1:B:601:LEU:CD1	1:B:650:ILE:HD11	1.63	1.19
1:M:271:LEU:HB3	1:Q:324:LEU:CD2	1.71	1.19
1:S:402:LYS:NZ	1:S:511:PHE:HD2	1.26	1.19
1:A:402:LYS:CD	1:A:511:PHE:CD2	2.24	1.19
1:D:402:LYS:CD	1:D:511:PHE:CD2	2.24	1.19
1:E:402:LYS:CD	1:E:511:PHE:CD2	2.24	1.19
1:F:601:LEU:HD12	1:F:650:ILE:CD1	1.61	1.19
1:M:402:LYS:CD	1:M:511:PHE:CD2	2.24	1.19
1:N:601:LEU:CD1	1:N:650:ILE:HD11	1.63	1.19
1:Q:402:LYS:NZ	1:Q:511:PHE:HD2	1.26	1.19
1:A:275:LEU:CA	1:D:275:LEU:CD1	2.15	1.19
1:H:402:LYS:CD	1:H:511:PHE:CD2	2.24	1.19
1:K:402:LYS:NZ	1:K:511:PHE:HD2	1.26	1.19
1:P:226:VAL:HG21	1:Q:226:VAL:HG13	1.25	1.19
1:T:601:LEU:HD12	1:T:650:ILE:CD1	1.61	1.19
1:B:271:LEU:HB3	1:R:324:LEU:CD2	1.71	1.19
1:L:165:GLU:OE1	1:S:325:LEU:HB2	1.08	1.19
1:M:251:TYR:CD1	1:Q:328:PRO:C	2.01	1.19
1:P:601:LEU:CD1	1:P:650:ILE:HD11	1.63	1.19
1:C:601:LEU:CD1	1:C:650:ILE:HD11	1.64	1.18
1:G:255:LEU:CD1	1:I:313:GLU:OE1	1.91	1.18
1:G:601:LEU:CD1	1:G:650:ILE:HD11	1.64	1.18
1:M:255:LEU:CD1	1:R:313:GLU:OE1	1.92	1.18

Continued on next page...

Continued from previous page...

Atom-1	Atom-2	Interatomic distance (Å)	Clash overlap (Å)
1:S:324:LEU:CD2	1:T:271:LEU:HB3	1.71	1.18
1:D:255:LEU:CD1	1:S:313:GLU:OE1	1.91	1.18
1:E:226:VAL:HG21	1:L:226:VAL:HG13	1.25	1.18
1:E:324:LEU:CD2	1:J:271:LEU:HB3	1.71	1.18
1:A:255:LEU:CD1	1:B:313:GLU:OE1	1.91	1.18
1:A:324:LEU:CD2	1:L:271:LEU:HB3	1.71	1.18
1:B:402:LYS:NZ	1:B:511:PHE:HD2	1.26	1.18
1:K:271:LEU:HB3	1:N:324:LEU:CD2	1.71	1.18
1:P:313:GLU:OE1	1:Q:255:LEU:CD1	1.91	1.18
1:B:324:LEU:CD2	1:F:271:LEU:HB3	1.72	1.18
1:E:313:GLU:OE1	1:L:255:LEU:CD1	1.92	1.18
1:G:313:GLU:OE1	1:N:255:LEU:CD1	1.91	1.18
1:I:255:LEU:CD1	1:M:313:GLU:OE1	1.91	1.18
1:P:451:TYR:N	1:P:458:VAL:HG23	1.59	1.18
1:B:601:LEU:HD12	1:B:650:ILE:CD1	1.61	1.17
1:H:601:LEU:HD12	1:H:650:ILE:CD1	1.61	1.17
1:I:226:VAL:HG13	1:M:226:VAL:HG21	1.25	1.17
1:L:313:GLU:OE1	1:T:255:LEU:CD1	1.91	1.17
1:A:601:LEU:CD1	1:A:650:ILE:HD11	1.63	1.17
1:D:226:VAL:HG21	1:F:226:VAL:HG13	1.25	1.17
1:F:313:GLU:OE1	1:K:255:LEU:CD1	1.92	1.17
1:J:313:GLU:OE1	1:P:255:LEU:CD1	1.91	1.17
1:B:255:LEU:CD1	1:Q:313:GLU:OE1	1.91	1.17
1:D:313:GLU:OE1	1:F:255:LEU:CD1	1.92	1.17
1:A:313:GLU:OE1	1:J:255:LEU:CD1	1.91	1.17
1:C:255:LEU:CD1	1:K:313:GLU:OE1	1.91	1.17
1:F:327:PRO:CG	1:R:237:PRO:CD	2.23	1.17
1:I:402:LYS:NZ	1:I:511:PHE:HD2	1.26	1.17
1:S:402:LYS:CE	1:S:511:PHE:CD2	2.27	1.17
1:H:313:GLU:OE1	1:O:255:LEU:CD1	1.91	1.16
1:I:451:TYR:H	1:I:458:VAL:HG21	1.00	1.16
1:J:226:VAL:HG21	1:P:226:VAL:HG13	1.25	1.16
1:J:451:TYR:H	1:J:458:VAL:HG21	1.00	1.16
1:P:451:TYR:H	1:P:458:VAL:HG21	1.00	1.16
1:Q:451:TYR:N	1:Q:458:VAL:HG23	1.60	1.16
1:R:451:TYR:N	1:R:458:VAL:HG23	1.59	1.16
1:A:451:TYR:N	1:A:458:VAL:HG23	1.60	1.16
1:B:327:PRO:CG	1:F:237:PRO:CD	2.24	1.16
1:C:226:VAL:HG21	1:S:226:VAL:HG13	1.25	1.16
1:C:313:GLU:OE1	1:S:255:LEU:CD1	1.91	1.16
1:B:237:PRO:CD	1:R:327:PRO:CG	2.23	1.16

Continued on next page...

Continued from previous page...

Atom-1	Atom-2	Interatomic distance (Å)	Clash overlap (Å)
1:D:251:TYR:CD1	1:L:328:PRO:C	2.01	1.16
1:E:255:LEU:CD1	1:O:313:GLU:OE1	1.91	1.16
1:G:451:TYR:N	1:G:458:VAL:HG23	1.59	1.16
1:G:447:THR:HA	1:G:452:ASP:OD2	1.46	1.16
1:H:255:LEU:CD1	1:T:313:GLU:OE1	1.92	1.16
1:N:313:GLU:OE1	1:R:255:LEU:CD1	1.91	1.16
1:R:601:LEU:HD12	1:R:650:ILE:CD1	1.61	1.16
1:T:451:TYR:N	1:T:458:VAL:HG23	1.60	1.16
1:O:451:TYR:N	1:O:458:VAL:HG23	1.60	1.16
1:R:447:THR:HA	1:R:452:ASP:OD2	1.46	1.16
1:R:601:LEU:CD1	1:R:650:ILE:HD11	1.64	1.16
1:A:327:PRO:CG	1:L:237:PRO:CD	2.23	1.15
1:D:237:PRO:CD	1:L:327:PRO:CD	2.25	1.15
1:E:437:VAL:CG1	1:E:439:THR:H	1.60	1.15
1:K:437:VAL:CG1	1:K:439:THR:H	1.59	1.15
1:M:237:PRO:CD	1:Q:327:PRO:CG	2.23	1.15
1:T:402:LYS:NZ	1:T:511:PHE:HD2	1.26	1.15
1:A:237:PRO:HG3	1:D:327:PRO:HD2	1.18	1.15
1:A:237:PRO:CD	1:D:327:PRO:CG	2.24	1.15
1:A:437:VAL:CG1	1:A:439:THR:H	1.60	1.15
1:C:437:VAL:CG1	1:C:439:THR:H	1.59	1.15
1:E:447:THR:HA	1:E:452:ASP:OD2	1.46	1.15
1:K:237:PRO:CD	1:N:327:PRO:CD	2.25	1.15
1:K:451:TYR:N	1:K:458:VAL:HG23	1.59	1.15
1:Q:427:SER:OG	1:Q:429:LEU:CD2	1.95	1.15
1:R:437:VAL:CG1	1:R:439:THR:H	1.60	1.15
1:B:427:SER:OG	1:B:429:LEU:CD2	1.95	1.15
1:E:327:PRO:CG	1:J:237:PRO:CD	2.23	1.15
1:F:427:SER:OG	1:F:429:LEU:CD2	1.95	1.15
1:I:402:LYS:CE	1:I:511:PHE:CD2	2.27	1.15
1:J:427:SER:OG	1:J:429:LEU:CD2	1.95	1.15
1:L:451:TYR:N	1:L:458:VAL:HG23	1.59	1.15
1:O:437:VAL:CG1	1:O:439:THR:H	1.60	1.15
1:Q:437:VAL:CG1	1:Q:439:THR:H	1.60	1.15
1:S:327:PRO:CG	1:T:237:PRO:CD	2.24	1.15
1:A:427:SER:OG	1:A:429:LEU:CD2	1.95	1.15
1:B:226:VAL:HG13	1:Q:226:VAL:HG21	1.25	1.15
1:L:226:VAL:HG21	1:T:226:VAL:HG13	1.25	1.15
1:L:427:SER:OG	1:L:429:LEU:CD2	1.95	1.15
1:M:427:SER:OG	1:M:429:LEU:CD2	1.95	1.15
1:M:447:THR:HA	1:M:452:ASP:OD2	1.46	1.15

Continued on next page...

Continued from previous page...

Atom-1	Atom-2	Interatomic distance (Å)	Clash overlap (Å)
1:N:601:LEU:HD12	1:N:650:ILE:HD13	1.15	1.15
1:P:402:LYS:CE	1:P:511:PHE:CD2	2.27	1.15
1:S:437:VAL:CG1	1:S:439:THR:H	1.60	1.15
1:C:402:LYS:NZ	1:C:511:PHE:HD2	1.26	1.15
1:C:447:THR:HA	1:C:452:ASP:OD2	1.46	1.15
1:D:237:PRO:HG3	1:L:327:PRO:HD2	1.18	1.15
1:D:275:LEU:CA	1:L:275:LEU:CD1	2.15	1.15
1:D:601:LEU:HD12	1:D:650:ILE:HD13	1.15	1.15
1:F:447:THR:HA	1:F:452:ASP:OD2	1.46	1.15
1:H:601:LEU:HD12	1:H:650:ILE:HD13	1.15	1.15
1:L:601:LEU:HD12	1:L:650:ILE:HD13	1.15	1.15
1:M:437:VAL:CG1	1:M:439:THR:H	1.60	1.15
1:O:427:SER:OG	1:O:429:LEU:CD2	1.95	1.15
1:Q:601:LEU:CD1	1:Q:650:ILE:HD11	1.63	1.15
1:A:601:LEU:HD12	1:A:650:ILE:HD13	1.15	1.14
1:B:165:GLU:HG3	1:D:325:LEU:HD21	1.15	1.14
1:F:327:PRO:CD	1:R:237:PRO:CD	2.25	1.14
1:G:427:SER:OG	1:G:429:LEU:CD2	1.95	1.14
1:H:427:SER:OG	1:H:429:LEU:CD2	1.95	1.14
1:J:437:VAL:CG1	1:J:439:THR:H	1.60	1.14
1:P:427:SER:OG	1:P:429:LEU:CD2	1.95	1.14
1:R:427:SER:OG	1:R:429:LEU:CD2	1.95	1.14
1:T:447:THR:HA	1:T:452:ASP:OD2	1.46	1.14
1:C:226:VAL:HG13	1:K:226:VAL:HG21	1.24	1.14
1:C:427:SER:OG	1:C:429:LEU:CD2	1.95	1.14
1:D:237:PRO:CD	1:L:327:PRO:CG	2.24	1.14
1:F:328:PRO:C	1:R:251:TYR:CD1	2.01	1.14
1:F:402:LYS:CE	1:F:511:PHE:CD2	2.27	1.14
1:F:427:SER:OG	1:F:429:LEU:HD21	1.47	1.14
1:F:437:VAL:CG1	1:F:439:THR:H	1.60	1.14
1:H:427:SER:OG	1:H:429:LEU:HD21	1.47	1.14
1:I:427:SER:OG	1:I:429:LEU:CD2	1.95	1.14
1:K:447:THR:HA	1:K:452:ASP:OD2	1.46	1.14
1:L:437:VAL:CG1	1:L:439:THR:H	1.60	1.14
1:N:427:SER:OG	1:N:429:LEU:HD21	1.47	1.14
1:P:437:VAL:CG1	1:P:439:THR:H	1.60	1.14
1:Q:280:SER:CB	1:Q:334:HIS:NE2	2.11	1.14
1:C:427:SER:OG	1:C:429:LEU:HD21	1.47	1.14
1:D:427:SER:OG	1:D:429:LEU:CD2	1.95	1.14
1:G:226:VAL:HG13	1:I:226:VAL:HG21	1.24	1.14
1:G:280:SER:CB	1:G:334:HIS:NE2	2.11	1.14

Continued on next page...

Continued from previous page...

Atom-1	Atom-2	Interatomic distance (Å)	Clash overlap (Å)
1:I:437:VAL:CG1	1:I:439:THR:H	1.59	1.14
1:I:451:TYR:N	1:I:458:VAL:HG23	1.59	1.14
1:P:447:THR:HA	1:P:452:ASP:OD2	1.46	1.14
1:R:451:TYR:H	1:R:458:VAL:HG21	1.00	1.14
1:A:237:PRO:CD	1:D:327:PRO:CD	2.25	1.14
1:C:402:LYS:CE	1:C:511:PHE:CD2	2.27	1.14
1:D:451:TYR:N	1:D:458:VAL:HG23	1.60	1.14
1:E:427:SER:OG	1:E:429:LEU:HD21	1.47	1.14
1:H:280:SER:CB	1:H:334:HIS:NE2	2.11	1.14
1:K:601:LEU:HD12	1:K:650:ILE:HD13	1.15	1.14
1:M:427:SER:OG	1:M:429:LEU:HD21	1.47	1.14
1:N:451:TYR:N	1:N:458:VAL:HG23	1.60	1.14
1:R:280:SER:CB	1:R:334:HIS:NE2	2.11	1.14
1:S:427:SER:OG	1:S:429:LEU:CD2	1.95	1.14
1:A:327:PRO:CD	1:L:237:PRO:CD	2.25	1.14
1:A:447:THR:HA	1:A:452:ASP:OD2	1.46	1.14
1:B:327:PRO:CD	1:F:237:PRO:CD	2.25	1.14
1:D:601:LEU:CD1	1:D:650:ILE:HD11	1.64	1.14
1:J:427:SER:OG	1:J:429:LEU:HD21	1.47	1.14
1:L:280:SER:CB	1:L:334:HIS:NE2	2.11	1.14
1:M:280:SER:CB	1:M:334:HIS:NE2	2.11	1.14
1:O:427:SER:OG	1:O:429:LEU:HD21	1.47	1.14
1:Q:447:THR:HA	1:Q:452:ASP:OD2	1.46	1.14
1:A:165:GLU:HG3	1:E:325:LEU:HD21	1.15	1.13
1:B:437:VAL:CG1	1:B:439:THR:H	1.60	1.13
1:B:451:TYR:N	1:B:458:VAL:HG23	1.59	1.13
1:E:327:PRO:CD	1:J:237:PRO:CD	2.25	1.13
1:F:325:LEU:HD21	1:N:165:GLU:HG3	1.15	1.13
1:G:402:LYS:NZ	1:G:511:PHE:HD2	1.26	1.13
1:G:427:SER:OG	1:G:429:LEU:HD21	1.47	1.13
1:G:437:VAL:CG1	1:G:439:THR:H	1.60	1.13
1:J:451:TYR:N	1:J:458:VAL:HG23	1.60	1.13
1:K:237:PRO:CD	1:N:327:PRO:CG	2.24	1.13
1:K:427:SER:OG	1:K:429:LEU:CD2	1.95	1.13
1:L:427:SER:OG	1:L:429:LEU:HD21	1.47	1.13
1:N:280:SER:CB	1:N:334:HIS:NE2	2.11	1.13
1:O:447:THR:HA	1:O:452:ASP:OD2	1.46	1.13
1:S:280:SER:CB	1:S:334:HIS:NE2	2.11	1.13
1:S:327:PRO:CD	1:T:237:PRO:CD	2.25	1.13
1:T:402:LYS:CE	1:T:511:PHE:CD2	2.27	1.13
1:T:601:LEU:CD1	1:T:650:ILE:HD11	1.63	1.13

Continued on next page...

Continued from previous page...

Atom-1	Atom-2	Interatomic distance (Å)	Clash overlap (Å)
1:D:451:TYR:HA	1:D:458:VAL:CG2	1.79	1.13
1:E:601:LEU:HD12	1:E:650:ILE:HD13	1.15	1.13
1:H:437:VAL:CG1	1:H:439:THR:H	1.60	1.13
1:H:447:THR:HA	1:H:452:ASP:OD2	1.46	1.13
1:I:280:SER:CB	1:I:334:HIS:NE2	2.11	1.13
1:I:427:SER:OG	1:I:429:LEU:HD21	1.47	1.13
1:K:437:VAL:HG12	1:K:438:THR:H	0.99	1.13
1:M:237:PRO:CD	1:Q:327:PRO:CD	2.25	1.13
1:N:427:SER:OG	1:N:429:LEU:CD2	1.95	1.13
1:N:447:THR:HA	1:N:452:ASP:OD2	1.46	1.13
1:Q:437:VAL:HG12	1:Q:438:THR:H	0.99	1.13
1:T:427:SER:OG	1:T:429:LEU:HD21	1.47	1.13
1:B:237:PRO:HG3	1:R:327:PRO:HD2	1.17	1.13
1:D:437:VAL:CG1	1:D:439:THR:H	1.60	1.13
1:K:280:SER:CB	1:K:334:HIS:NE2	2.10	1.13
1:F:601:LEU:HD12	1:F:650:ILE:HD13	1.15	1.13
1:J:447:THR:HA	1:J:452:ASP:OD2	1.46	1.13
1:O:451:TYR:HA	1:O:458:VAL:CG2	1.79	1.13
1:Q:451:TYR:HA	1:Q:458:VAL:CG2	1.79	1.13
1:Q:601:LEU:HD12	1:Q:650:ILE:HD13	1.15	1.13
1:S:427:SER:OG	1:S:429:LEU:HD21	1.47	1.13
1:T:427:SER:OG	1:T:429:LEU:CD2	1.95	1.13
1:T:437:VAL:CG1	1:T:439:THR:H	1.60	1.13
1:T:451:TYR:H	1:T:458:VAL:HG21	1.00	1.13
1:B:402:LYS:CE	1:B:511:PHE:CD2	2.27	1.12
1:B:451:TYR:HA	1:B:458:VAL:CG2	1.79	1.12
1:E:451:TYR:HA	1:E:458:VAL:CG2	1.79	1.12
1:E:601:LEU:HD12	1:E:650:ILE:CD1	1.61	1.12
1:M:226:VAL:HG13	1:R:226:VAL:HG21	1.25	1.12
1:M:402:LYS:NZ	1:M:511:PHE:HD2	1.26	1.12
1:N:437:VAL:CG1	1:N:439:THR:H	1.59	1.12
1:N:451:TYR:HA	1:N:458:VAL:CG2	1.79	1.13
1:T:451:TYR:HA	1:T:458:VAL:CG2	1.79	1.13
1:K:427:SER:OG	1:K:429:LEU:HD21	1.47	1.12
1:L:447:THR:HA	1:L:452:ASP:OD2	1.46	1.12
1:A:240:VAL:CG1	1:D:330:SER:C	2.18	1.12
1:A:275:LEU:CD1	1:L:275:LEU:CA	2.15	1.12
1:A:427:SER:OG	1:A:429:LEU:HD21	1.47	1.12
1:A:451:TYR:HA	1:A:458:VAL:CG2	1.79	1.12
1:D:451:TYR:H	1:D:458:VAL:HG21	1.00	1.12
1:E:402:LYS:NZ	1:E:511:PHE:HD2	1.26	1.12

Continued on next page...

Continued from previous page...

Atom-1	Atom-2	Interatomic distance (Å)	Clash overlap (Å)
1:E:427:SER:OG	1:E:429:LEU:CD2	1.95	1.12
1:K:237:PRO:HG3	1:N:327:PRO:HD2	1.18	1.12
1:K:451:TYR:H	1:K:458:VAL:HG21	1.00	1.12
1:K:451:TYR:HA	1:K:458:VAL:CG2	1.79	1.12
1:L:402:LYS:CE	1:L:511:PHE:CD2	2.27	1.12
1:L:451:TYR:HA	1:L:458:VAL:CG2	1.79	1.12
1:M:451:TYR:N	1:M:458:VAL:HG23	1.59	1.12
1:P:280:SER:CB	1:P:334:HIS:NE2	2.11	1.12
1:P:427:SER:OG	1:P:429:LEU:HD21	1.47	1.12
1:B:237:PRO:CD	1:R:327:PRO:CD	2.25	1.12
1:D:240:VAL:CG1	1:L:330:SER:C	2.18	1.12
1:D:447:THR:HA	1:D:452:ASP:OD2	1.46	1.12
1:F:226:VAL:HG21	1:K:226:VAL:HG13	1.25	1.12
1:J:451:TYR:HA	1:J:458:VAL:CG2	1.79	1.12
1:K:240:VAL:CG1	1:N:330:SER:C	2.18	1.12
1:P:451:TYR:HA	1:P:458:VAL:CG2	1.79	1.12
1:R:451:TYR:HA	1:R:458:VAL:CG2	1.79	1.12
1:A:325:LEU:CD2	1:E:165:GLU:CD	2.09	1.12
1:A:437:VAL:HG12	1:A:438:THR:H	0.99	1.12
1:B:275:LEU:CD1	1:F:275:LEU:CA	2.15	1.12
1:I:451:TYR:HA	1:I:458:VAL:CG2	1.79	1.12
1:M:601:LEU:HD12	1:M:650:ILE:HD13	1.15	1.12
1:Q:402:LYS:CE	1:Q:511:PHE:CD2	2.27	1.12
1:C:451:TYR:H	1:C:458:VAL:HG21	1.00	1.12
1:E:451:TYR:H	1:E:458:VAL:HG21	1.00	1.12
1:F:280:SER:CB	1:F:334:HIS:NE2	2.11	1.12
1:G:223:GLY:O	1:N:259:ARG:CZ	1.98	1.12
1:I:447:THR:HA	1:I:452:ASP:OD2	1.46	1.12
1:L:165:GLU:HG3	1:S:325:LEU:HD21	1.15	1.12
1:B:427:SER:OG	1:B:429:LEU:HD21	1.47	1.11
1:C:451:TYR:HA	1:C:458:VAL:CG2	1.79	1.11
1:D:223:GLY:O	1:F:259:ARG:CZ	1.98	1.11
1:E:437:VAL:HG12	1:E:438:THR:H	0.99	1.11
1:F:330:SER:C	1:R:240:VAL:CG1	2.18	1.11
1:F:575:TYR:HA	1:N:480:LYS:NZ	1.65	1.11
1:H:223:GLY:O	1:O:259:ARG:CZ	1.98	1.11
1:H:437:VAL:HG12	1:H:438:THR:N	1.64	1.11
1:J:601:LEU:HD12	1:J:650:ILE:HD13	1.15	1.11
1:M:259:ARG:CZ	1:R:223:GLY:O	1.98	1.11
1:O:280:SER:CB	1:O:334:HIS:NE2	2.11	1.11
1:Q:575:TYR:HA	1:R:480:LYS:NZ	1.65	1.11

Continued on next page...

Continued from previous page...

Atom-1	Atom-2	Interatomic distance (Å)	Clash overlap (Å)
1:A:226:VAL:HG13	1:B:226:VAL:HG21	1.24	1.11
1:A:259:ARG:CZ	1:B:223:GLY:O	1.98	1.11
1:A:280:SER:CB	1:A:334:HIS:NE2	2.11	1.11
1:E:226:VAL:HG13	1:O:226:VAL:HG21	1.25	1.11
1:F:451:TYR:HA	1:F:458:VAL:CG2	1.79	1.11
1:G:259:ARG:CZ	1:I:223:GLY:O	1.98	1.11
1:G:402:LYS:CE	1:G:511:PHE:CD2	2.27	1.11
1:G:451:TYR:HA	1:G:458:VAL:CG2	1.79	1.11
1:H:259:ARG:CZ	1:T:223:GLY:O	1.98	1.11
1:I:259:ARG:CZ	1:M:223:GLY:O	1.99	1.11
1:M:237:PRO:HG3	1:Q:327:PRO:HD2	1.18	1.11
1:N:226:VAL:HG21	1:R:226:VAL:HG13	1.25	1.11
1:A:223:GLY:O	1:J:259:ARG:CZ	1.98	1.11
1:D:427:SER:OG	1:D:429:LEU:HD21	1.47	1.11
1:F:223:GLY:O	1:K:259:ARG:CZ	1.98	1.11
1:G:601:LEU:HD12	1:G:650:ILE:HD13	1.15	1.11
1:H:451:TYR:HA	1:H:458:VAL:CG2	1.79	1.11
1:M:451:TYR:HA	1:M:458:VAL:CG2	1.79	1.11
1:N:223:GLY:O	1:R:259:ARG:CZ	1.99	1.11
1:S:330:SER:C	1:T:240:VAL:CG1	2.18	1.11
1:S:451:TYR:HA	1:S:458:VAL:CG2	1.79	1.11
1:A:328:PRO:C	1:L:251:TYR:CD1	2.01	1.11
1:B:259:ARG:CZ	1:Q:223:GLY:O	1.98	1.11
1:B:330:SER:C	1:F:240:VAL:CG1	2.18	1.11
1:C:259:ARG:CZ	1:K:223:GLY:O	1.98	1.11
1:C:601:LEU:HD12	1:C:650:ILE:HD13	1.15	1.11
1:E:330:SER:C	1:J:240:VAL:CG1	2.18	1.11
1:E:402:LYS:CE	1:E:511:PHE:CD2	2.27	1.11
1:F:327:PRO:HD2	1:R:237:PRO:HG3	1.18	1.11
1:M:240:VAL:CG1	1:Q:330:SER:C	2.18	1.11
1:O:437:VAL:HG12	1:O:438:THR:N	1.64	1.11
1:R:427:SER:OG	1:R:429:LEU:HD21	1.47	1.11
1:S:447:THR:HA	1:S:452:ASP:OD2	1.46	1.11
1:D:280:SER:CB	1:D:334:HIS:NE2	2.11	1.11
1:E:280:SER:CB	1:E:334:HIS:NE2	2.11	1.11
1:F:437:VAL:HG12	1:F:438:THR:H	0.99	1.11
1:F:451:TYR:N	1:F:458:VAL:HG23	1.59	1.11
1:H:402:LYS:CE	1:H:511:PHE:CD2	2.27	1.11
1:L:223:GLY:O	1:T:259:ARG:CZ	1.98	1.11
1:L:437:VAL:HG12	1:L:438:THR:N	1.63	1.11
1:T:280:SER:CB	1:T:334:HIS:NE2	2.11	1.11

Continued on next page...

Continued from previous page...

Atom-1	Atom-2	Interatomic distance (Å)	Clash overlap (Å)
1:A:325:LEU:HD21	1:E:165:GLU:HG3	1.15	1.10
1:A:480:LYS:NZ	1:E:575:TYR:HA	1.66	1.10
1:B:240:VAL:CG1	1:R:330:SER:C	2.18	1.10
1:B:451:TYR:H	1:B:458:VAL:HG21	1.00	1.10
1:H:437:VAL:HG12	1:H:438:THR:H	0.99	1.10
1:H:451:TYR:H	1:H:458:VAL:HG21	1.00	1.10
1:P:223:GLY:O	1:Q:259:ARG:CZ	1.99	1.10
1:Q:427:SER:OG	1:Q:429:LEU:HD21	1.47	1.10
1:S:328:PRO:C	1:T:251:TYR:CD1	2.01	1.10
1:A:575:TYR:HA	1:E:480:LYS:NZ	1.66	1.10
1:B:328:PRO:C	1:F:251:TYR:CD1	2.01	1.10
1:B:447:THR:HA	1:B:452:ASP:OD2	1.46	1.10
1:C:223:GLY:O	1:S:259:ARG:CZ	1.99	1.10
1:G:451:TYR:H	1:G:458:VAL:HG21	1.00	1.10
1:J:223:GLY:O	1:P:259:ARG:CZ	1.98	1.10
1:N:402:LYS:NZ	1:N:511:PHE:HD2	1.26	1.10
1:O:504:ASN:HB3	1:O:505:PRO:HD2	1.33	1.10
1:T:504:ASN:HB3	1:T:505:PRO:HD2	1.33	1.10
1:T:510:VAL:HG12	1:T:511:PHE:H	1.17	1.10
1:B:280:SER:CB	1:B:334:HIS:NE2	2.11	1.10
1:E:223:GLY:O	1:L:259:ARG:CZ	1.99	1.10
1:H:504:ASN:HB3	1:H:505:PRO:HD2	1.33	1.10
1:I:437:VAL:HG12	1:I:438:THR:N	1.64	1.10
1:J:280:SER:CB	1:J:334:HIS:NE2	2.11	1.10
1:P:402:LYS:NZ	1:P:511:PHE:HD2	1.26	1.10
1:P:437:VAL:HG12	1:P:438:THR:N	1.63	1.10
1:Q:480:LYS:NZ	1:R:575:TYR:HA	1.66	1.10
1:Q:504:ASN:HB3	1:Q:505:PRO:HD2	1.33	1.10
1:A:451:TYR:H	1:A:458:VAL:HG21	1.00	1.10
1:B:437:VAL:CG1	1:B:438:THR:H	1.65	1.10
1:E:259:ARG:CZ	1:O:223:GLY:O	1.98	1.10
1:F:437:VAL:CG1	1:F:438:THR:H	1.65	1.10
1:J:504:ASN:HB3	1:J:505:PRO:HD2	1.33	1.10
1:K:510:VAL:HG12	1:K:511:PHE:H	1.17	1.10
1:L:437:VAL:HG12	1:L:438:THR:H	0.99	1.10
1:O:451:TYR:H	1:O:458:VAL:HG21	1.00	1.10
1:C:280:SER:CB	1:C:334:HIS:NE2	2.11	1.10
1:E:327:PRO:HD2	1:J:237:PRO:HG3	1.18	1.10
1:H:226:VAL:HG21	1:O:226:VAL:HG13	1.25	1.10
1:L:325:LEU:HD21	1:S:165:GLU:HG3	1.15	1.10
1:S:327:PRO:HD2	1:T:237:PRO:HG3	1.18	1.10

Continued on next page...

Continued from previous page...

Atom-1	Atom-2	Interatomic distance (Å)	Clash overlap (Å)
1:S:451:TYR:H	1:S:458:VAL:HG21	1.00	1.10
1:A:330:SER:C	1:L:240:VAL:CG1	2.18	1.09
1:B:437:VAL:HG12	1:B:438:THR:N	1.64	1.09
1:F:480:LYS:NZ	1:N:575:TYR:HA	1.66	1.09
1:J:437:VAL:CG1	1:J:438:THR:H	1.65	1.09
1:O:437:VAL:HG12	1:O:438:THR:H	0.99	1.09
1:B:480:LYS:NZ	1:D:575:TYR:HA	1.66	1.09
1:B:575:TYR:HA	1:D:480:LYS:NZ	1.65	1.09
1:C:451:TYR:N	1:C:458:VAL:HG23	1.59	1.09
1:D:259:ARG:CZ	1:S:223:GLY:O	1.99	1.09
1:F:437:VAL:HG12	1:F:438:THR:N	1.64	1.09
1:K:402:LYS:CE	1:K:511:PHE:CD2	2.27	1.09
1:L:437:VAL:CG1	1:L:438:THR:H	1.65	1.09
1:L:575:TYR:HA	1:S:480:LYS:NZ	1.66	1.09
1:N:451:TYR:H	1:N:458:VAL:HG21	1.00	1.09
1:Q:325:LEU:HD21	1:R:165:GLU:HG3	1.15	1.09
1:S:601:LEU:HD12	1:S:650:ILE:HD13	1.15	1.09
1:A:226:VAL:HG21	1:J:226:VAL:HG13	1.25	1.09
1:A:510:VAL:HG12	1:A:511:PHE:H	1.17	1.09
1:B:437:VAL:HG12	1:B:438:THR:H	0.99	1.09
1:E:328:PRO:HD2	1:J:252:PRO:HD2	1.10	1.09
1:F:165:GLU:CD	1:N:325:LEU:CD2	2.09	1.09
1:F:325:LEU:CD2	1:N:165:GLU:CD	2.09	1.09
1:G:504:ASN:HB3	1:G:505:PRO:HD2	1.33	1.09
1:Q:510:VAL:HG12	1:Q:511:PHE:H	1.17	1.09
1:A:328:PRO:HD2	1:L:252:PRO:HD2	1.10	1.09
1:B:165:GLU:OE1	1:D:325:LEU:HD22	1.49	1.09
1:C:437:VAL:HG12	1:C:438:THR:H	0.99	1.09
1:D:226:VAL:HG13	1:S:226:VAL:HG21	1.25	1.09
1:D:504:ASN:HB3	1:D:505:PRO:HD2	1.33	1.09
1:H:437:VAL:CG1	1:H:438:THR:H	1.65	1.09
1:Q:437:VAL:HG12	1:Q:438:THR:N	1.64	1.09
1:Q:451:TYR:H	1:Q:458:VAL:HG21	1.00	1.09
1:F:575:TYR:HA	1:N:480:LYS:HZ1	0.93	1.09
1:G:437:VAL:CG1	1:G:438:THR:H	1.65	1.09
1:K:252:PRO:CD	1:N:328:PRO:HD2	1.83	1.09
1:L:451:TYR:H	1:L:458:VAL:HG21	1.00	1.09
1:L:480:LYS:NZ	1:S:575:TYR:HA	1.66	1.09
1:M:437:VAL:HG12	1:M:438:THR:H	0.99	1.09
1:O:402:LYS:CE	1:O:511:PHE:CD2	2.27	1.09
1:P:601:LEU:HD12	1:P:650:ILE:HD13	1.15	1.09

Continued on next page...

Continued from previous page...

Atom-1	Atom-2	Interatomic distance (Å)	Clash overlap (Å)
1:D:402:LYS:NZ	1:D:511:PHE:HD2	1.26	1.08
1:E:437:VAL:CG1	1:E:438:THR:H	1.65	1.08
1:F:328:PRO:HD2	1:R:252:PRO:CD	1.83	1.08
1:I:510:VAL:HG12	1:I:511:PHE:H	1.17	1.08
1:J:437:VAL:HG12	1:J:438:THR:H	0.99	1.08
1:S:437:VAL:CG1	1:S:438:THR:H	1.65	1.08
1:A:328:PRO:HD2	1:L:252:PRO:CD	1.83	1.08
1:B:252:PRO:CD	1:R:328:PRO:HD2	1.83	1.08
1:B:252:PRO:HD2	1:R:328:PRO:HD2	1.10	1.08
1:C:504:ASN:HB3	1:C:505:PRO:HD2	1.33	1.08
1:D:437:VAL:HG12	1:D:438:THR:H	0.99	1.08
1:F:328:PRO:HD2	1:R:252:PRO:HD2	1.10	1.08
1:M:252:PRO:HD2	1:Q:328:PRO:HD2	1.10	1.08
1:S:451:TYR:N	1:S:458:VAL:HG23	1.60	1.08
1:B:325:LEU:HD21	1:D:165:GLU:HG3	1.15	1.08
1:J:437:VAL:HG12	1:J:438:THR:N	1.64	1.08
1:L:402:LYS:NZ	1:L:511:PHE:HD2	1.26	1.08
1:O:401:GLU:OE1	1:O:402:LYS:HG3	1.54	1.08
1:R:437:VAL:HG12	1:R:438:THR:N	1.63	1.08
1:T:437:VAL:CG1	1:T:438:THR:H	1.65	1.08
1:B:328:PRO:HD2	1:F:252:PRO:CD	1.83	1.08
1:B:328:PRO:HD2	1:F:252:PRO:HD2	1.10	1.08
1:C:401:GLU:OE1	1:C:402:LYS:HG3	1.54	1.08
1:H:226:VAL:HG13	1:T:226:VAL:HG21	1.25	1.08
1:P:437:VAL:CG1	1:P:438:THR:H	1.65	1.08
1:S:401:GLU:OE1	1:S:402:LYS:HG3	1.54	1.08
1:T:437:VAL:HG12	1:T:438:THR:H	0.99	1.08
1:T:601:LEU:HD12	1:T:650:ILE:HD13	1.15	1.08
1:A:575:TYR:HA	1:E:480:LYS:HZ1	0.92	1.08
1:B:251:TYR:CD1	1:R:328:PRO:C	2.01	1.08
1:G:401:GLU:OE1	1:G:402:LYS:HG3	1.54	1.08
1:H:451:TYR:N	1:H:458:VAL:HG23	1.59	1.08
1:M:252:PRO:CD	1:Q:328:PRO:HD2	1.83	1.08
1:M:275:LEU:CG	1:Q:275:LEU:HD11	1.67	1.08
1:Q:437:VAL:CG1	1:Q:438:THR:H	1.65	1.08
1:R:437:VAL:CG1	1:R:438:THR:H	1.65	1.08
1:G:226:VAL:HG21	1:N:226:VAL:HG13	1.25	1.07
1:I:601:LEU:HD12	1:I:650:ILE:HD13	1.15	1.07
1:J:402:LYS:CE	1:J:511:PHE:CD2	2.27	1.07
1:M:437:VAL:CG1	1:M:438:THR:H	1.65	1.07
1:P:504:ASN:HB3	1:P:505:PRO:HD2	1.33	1.07

Continued on next page...

Continued from previous page...

Atom-1	Atom-2	Interatomic distance (Å)	Clash overlap (Å)
1:R:437:VAL:HG12	1:R:438:THR:H	0.99	1.07
1:S:328:PRO:HD2	1:T:252:PRO:CD	1.83	1.07
1:S:437:VAL:HG12	1:S:438:THR:H	0.99	1.07
1:T:437:VAL:HG12	1:T:438:THR:N	1.64	1.07
1:A:437:VAL:CG1	1:A:438:THR:H	1.65	1.07
1:J:401:GLU:OE1	1:J:402:LYS:HG3	1.54	1.07
1:K:504:ASN:HB3	1:K:505:PRO:HD2	1.33	1.07
1:S:437:VAL:HG12	1:S:438:THR:N	1.64	1.07
1:T:401:GLU:OE1	1:T:402:LYS:HG3	1.54	1.07
1:B:165:GLU:CD	1:D:325:LEU:CD2	2.09	1.07
1:C:437:VAL:CG1	1:C:438:THR:H	1.65	1.07
1:K:401:GLU:OE1	1:K:402:LYS:HG3	1.54	1.07
1:K:437:VAL:CG1	1:K:438:THR:H	1.65	1.07
1:L:510:VAL:HG12	1:L:511:PHE:H	1.17	1.07
1:S:510:VAL:HG12	1:S:511:PHE:H	1.17	1.07
1:B:327:PRO:HD2	1:F:237:PRO:HG3	1.18	1.07
1:E:328:PRO:HD2	1:J:252:PRO:CD	1.83	1.07
1:I:401:GLU:OE1	1:I:402:LYS:HG3	1.54	1.07
1:I:437:VAL:CG1	1:I:438:THR:H	1.65	1.07
1:L:325:LEU:CD2	1:S:165:GLU:CD	2.09	1.07
1:L:387:ARG:NH2	1:S:348:LEU:HD23	1.70	1.07
1:L:504:ASN:HB3	1:L:505:PRO:HD2	1.33	1.07
1:N:602:PRO:HG2	1:N:605:SER:HB2	1.07	1.07
1:P:401:GLU:OE1	1:P:402:LYS:HG3	1.54	1.07
1:Q:165:GLU:HG3	1:R:325:LEU:HD21	1.15	1.07
1:B:601:LEU:HD12	1:B:650:ILE:HD13	1.15	1.07
1:D:602:PRO:HG2	1:D:605:SER:HB2	1.07	1.07
1:F:387:ARG:NH2	1:N:348:LEU:HD23	1.70	1.07
1:H:401:GLU:OE1	1:H:402:LYS:HG3	1.54	1.07
1:I:437:VAL:HG12	1:I:438:THR:H	0.99	1.07
1:L:575:TYR:HA	1:S:480:LYS:HZ1	0.93	1.07
1:N:504:ASN:HB3	1:N:505:PRO:HD2	1.33	1.07
1:P:437:VAL:HG12	1:P:438:THR:H	0.99	1.07
1:S:327:PRO:HG3	1:T:237:PRO:HD3	1.37	1.07
1:A:252:PRO:HD2	1:D:328:PRO:HD2	1.10	1.06
1:A:401:GLU:OE1	1:A:402:LYS:HG3	1.54	1.06
1:B:237:PRO:HD3	1:R:327:PRO:HG3	1.37	1.06
1:E:299:TYR:CE2	1:O:299:TYR:CE2	2.43	1.06
1:F:165:GLU:HG3	1:N:325:LEU:HD21	1.15	1.06
1:G:602:PRO:HG2	1:G:605:SER:HB2	1.07	1.06
1:H:602:PRO:HG2	1:H:605:SER:HB2	1.07	1.06

Continued on next page...

Continued from previous page...

Atom-1	Atom-2	Interatomic distance (Å)	Clash overlap (Å)
1:I:602:PRO:HG2	1:I:605:SER:HB2	1.07	1.06
1:J:299:TYR:CE2	1:P:299:TYR:CE2	2.43	1.06
1:K:251:TYR:CD1	1:N:328:PRO:C	2.01	1.06
1:L:401:GLU:OE1	1:L:402:LYS:HG3	1.54	1.06
1:N:437:VAL:HG12	1:N:438:THR:N	1.64	1.06
1:O:437:VAL:CG1	1:O:438:THR:H	1.65	1.06
1:A:299:TYR:CE2	1:B:299:TYR:CE2	2.43	1.06
1:B:275:LEU:CG	1:R:275:LEU:HD11	1.67	1.06
1:B:299:TYR:CE2	1:Q:299:TYR:CE2	2.43	1.06
1:B:504:ASN:HB3	1:B:505:PRO:HD2	1.33	1.06
1:D:252:PRO:CD	1:L:328:PRO:HD2	1.83	1.06
1:E:299:TYR:CE2	1:L:299:TYR:CE2	2.44	1.06
1:E:451:TYR:N	1:E:458:VAL:HG23	1.59	1.06
1:G:437:VAL:HG12	1:G:438:THR:H	0.99	1.06
1:L:299:TYR:CE2	1:T:299:TYR:CE2	2.43	1.06
1:L:348:LEU:HD23	1:S:387:ARG:NH2	1.70	1.06
1:M:402:LYS:CE	1:M:511:PHE:CD2	2.27	1.06
1:R:401:GLU:OE1	1:R:402:LYS:HG3	1.54	1.06
1:T:602:PRO:HG2	1:T:605:SER:HB2	1.07	1.06
1:A:299:TYR:CE2	1:J:299:TYR:CE2	2.43	1.06
1:D:401:GLU:OE1	1:D:402:LYS:HG3	1.54	1.06
1:D:437:VAL:CG1	1:D:438:THR:H	1.65	1.06
1:E:602:PRO:HG2	1:E:605:SER:HB2	1.07	1.06
1:F:299:TYR:CE2	1:K:299:TYR:CE2	2.43	1.06
1:F:401:GLU:OE1	1:F:402:LYS:HG3	1.54	1.06
1:H:299:TYR:CE2	1:T:299:TYR:CE2	2.43	1.06
1:M:237:PRO:CD	1:Q:327:PRO:HD2	1.84	1.06
1:N:437:VAL:CG1	1:N:438:THR:H	1.65	1.06
1:O:510:VAL:HG12	1:O:511:PHE:H	1.17	1.06
1:P:602:PRO:HG2	1:P:605:SER:HB2	1.07	1.06
1:Q:602:PRO:HG2	1:Q:605:SER:HB2	1.07	1.06
1:S:602:PRO:HG2	1:S:605:SER:HB2	1.07	1.06
1:A:387:ARG:NH2	1:E:348:LEU:HD23	1.70	1.06
1:B:237:PRO:CD	1:R:327:PRO:HD2	1.84	1.06
1:B:348:LEU:HD23	1:D:387:ARG:NH2	1.70	1.06
1:E:402:LYS:NZ	1:E:511:PHE:CE2	2.24	1.06
1:E:504:ASN:HB3	1:E:505:PRO:HD2	1.33	1.06
1:F:327:PRO:HD2	1:R:237:PRO:CD	1.84	1.06
1:I:299:TYR:CE2	1:M:299:TYR:CE2	2.43	1.06
1:K:252:PRO:HD2	1:N:328:PRO:HD2	1.10	1.06
1:O:402:LYS:NZ	1:O:511:PHE:CE2	2.24	1.06

Continued on next page...

Continued from previous page...

Atom-1	Atom-2	Interatomic distance (Å)	Clash overlap (Å)
1:Q:325:LEU:HD22	1:R:165:GLU:OE1	1.49	1.06
1:A:252:PRO:CD	1:D:328:PRO:HD2	1.83	1.06
1:A:327:PRO:HD2	1:L:237:PRO:HG3	1.17	1.06
1:B:402:LYS:NZ	1:B:511:PHE:CE2	2.24	1.06
1:B:510:VAL:HG12	1:B:511:PHE:H	1.17	1.06
1:D:252:PRO:HD2	1:L:328:PRO:HD2	1.10	1.06
1:D:299:TYR:CE2	1:F:299:TYR:CE2	2.43	1.06
1:G:299:TYR:CE2	1:I:299:TYR:CE2	2.43	1.06
1:M:299:TYR:CE2	1:R:299:TYR:CE2	2.44	1.06
1:N:299:TYR:CE2	1:R:299:TYR:CE2	2.43	1.06
1:N:402:LYS:CE	1:N:511:PHE:CD2	2.27	1.06
1:P:402:LYS:NZ	1:P:511:PHE:CE2	2.24	1.06
1:R:402:LYS:NZ	1:R:511:PHE:HD2	1.26	1.06
1:R:504:ASN:HB3	1:R:505:PRO:HD2	1.33	1.06
1:R:601:LEU:HD12	1:R:650:ILE:HD13	1.15	1.06
1:S:402:LYS:NZ	1:S:511:PHE:CE2	2.24	1.06
1:A:237:PRO:CD	1:D:327:PRO:HD2	1.84	1.05
1:A:504:ASN:HB3	1:A:505:PRO:HD2	1.33	1.05
1:B:327:PRO:HD2	1:F:237:PRO:CD	1.84	1.05
1:B:602:PRO:HG2	1:B:605:SER:HB2	1.07	1.05
1:F:451:TYR:H	1:F:458:VAL:HG21	1.00	1.05
1:H:510:VAL:HG12	1:H:511:PHE:H	1.17	1.05
1:I:402:LYS:NZ	1:I:511:PHE:CE2	2.24	1.05
1:K:402:LYS:NZ	1:K:511:PHE:CE2	2.24	1.05
1:M:451:TYR:H	1:M:458:VAL:HG21	1.00	1.05
1:B:401:GLU:OE1	1:B:402:LYS:HG3	1.54	1.05
1:C:299:TYR:CE2	1:S:299:TYR:CE2	2.44	1.05
1:D:275:LEU:CG	1:L:275:LEU:HD11	1.67	1.05
1:I:504:ASN:HB3	1:I:505:PRO:HD2	1.33	1.05
1:L:402:LYS:NZ	1:L:511:PHE:CE2	2.24	1.05
1:M:402:LYS:NZ	1:M:511:PHE:CE2	2.24	1.05
1:N:437:VAL:HG12	1:N:438:THR:H	0.99	1.05
1:P:299:TYR:CE2	1:Q:299:TYR:CE2	2.43	1.05
1:R:402:LYS:CE	1:R:511:PHE:CD2	2.27	1.05
1:R:602:PRO:HG2	1:R:605:SER:HB2	1.07	1.05
1:S:327:PRO:HD2	1:T:237:PRO:CD	1.84	1.05
1:C:299:TYR:CE2	1:K:299:TYR:CE2	2.43	1.05
1:D:402:LYS:CE	1:D:511:PHE:CD2	2.27	1.05
1:E:401:GLU:OE1	1:E:402:LYS:HG3	1.54	1.05
1:F:402:LYS:NZ	1:F:511:PHE:CE2	2.24	1.05
1:H:299:TYR:CE2	1:O:299:TYR:CE2	2.43	1.05

Continued on next page...

Continued from previous page...

Atom-1	Atom-2	Interatomic distance (Å)	Clash overlap (Å)
1:L:480:LYS:HZ1	1:S:575:TYR:HA	0.93	1.05
1:Q:401:GLU:OE1	1:Q:402:LYS:HG3	1.54	1.05
1:A:348:LEU:HD23	1:E:387:ARG:NH2	1.70	1.05
1:A:402:LYS:NZ	1:A:511:PHE:CE2	2.24	1.05
1:D:299:TYR:CE2	1:S:299:TYR:CE2	2.43	1.05
1:G:402:LYS:NZ	1:G:511:PHE:CE2	2.24	1.05
1:G:510:VAL:HG12	1:G:511:PHE:H	1.17	1.05
1:K:601:LEU:HD11	1:K:650:ILE:CD1	1.87	1.05
1:K:602:PRO:HG2	1:K:605:SER:HB2	1.07	1.05
1:L:325:LEU:HD22	1:S:165:GLU:OE1	1.49	1.05
1:M:504:ASN:HB3	1:M:505:PRO:HD2	1.33	1.05
1:M:602:PRO:HG2	1:M:605:SER:HB2	1.07	1.05
1:T:402:LYS:NZ	1:T:511:PHE:CE2	2.24	1.05
1:C:437:VAL:HG12	1:C:438:THR:N	1.64	1.05
1:F:602:PRO:HG2	1:F:605:SER:HB2	1.07	1.05
1:H:601:LEU:HD11	1:H:650:ILE:CD1	1.87	1.05
1:M:510:VAL:HG12	1:M:511:PHE:H	1.17	1.05
1:N:402:LYS:NZ	1:N:511:PHE:CE2	2.24	1.05
1:P:411:PHE:HD1	1:P:418:ASP:HB3	1.05	1.05
1:R:402:LYS:NZ	1:R:511:PHE:CE2	2.24	1.05
1:R:510:VAL:HG12	1:R:511:PHE:H	1.17	1.05
1:A:251:TYR:CG	1:D:328:PRO:O	2.10	1.04
1:D:510:VAL:HG12	1:D:511:PHE:H	1.17	1.04
1:H:402:LYS:NZ	1:H:511:PHE:CE2	2.24	1.04
1:K:237:PRO:CD	1:N:327:PRO:HD2	1.84	1.04
1:M:251:TYR:CG	1:Q:328:PRO:O	2.10	1.04
1:M:401:GLU:OE1	1:M:402:LYS:HG3	1.54	1.04
1:P:510:VAL:HG12	1:P:511:PHE:H	1.17	1.04
1:Q:387:ARG:NH2	1:R:348:LEU:HD23	1.70	1.04
1:Q:411:PHE:HD1	1:Q:418:ASP:HB3	1.05	1.04
1:C:402:LYS:NZ	1:C:511:PHE:CE2	2.24	1.04
1:D:437:VAL:HG12	1:D:438:THR:N	1.64	1.04
1:E:327:PRO:HD2	1:J:237:PRO:CD	1.84	1.04
1:F:348:LEU:HD23	1:N:387:ARG:NH2	1.70	1.04
1:F:510:VAL:HG12	1:F:511:PHE:H	1.17	1.04
1:F:601:LEU:HD11	1:F:650:ILE:CD1	1.87	1.04
1:G:437:VAL:HG12	1:G:438:THR:N	1.64	1.04
1:Q:402:LYS:NZ	1:Q:511:PHE:CE2	2.24	1.04
1:Q:601:LEU:HD11	1:Q:650:ILE:CD1	1.87	1.04
1:R:437:VAL:HG12	1:R:439:THR:H	0.88	1.04
1:A:602:PRO:HG2	1:A:605:SER:HB2	1.07	1.04

Continued on next page...

Continued from previous page...

Atom-1	Atom-2	Interatomic distance (Å)	Clash overlap (Å)
1:B:387:ARG:NH2	1:D:348:LEU:HD23	1.70	1.04
1:B:437:VAL:HG12	1:B:439:THR:H	0.88	1.04
1:F:328:PRO:O	1:R:251:TYR:CG	2.11	1.04
1:L:601:LEU:HD11	1:L:650:ILE:CD1	1.87	1.04
1:M:437:VAL:HG12	1:M:438:THR:N	1.64	1.04
1:N:401:GLU:OE1	1:N:402:LYS:HG3	1.54	1.04
1:Q:348:LEU:HD23	1:R:387:ARG:NH2	1.70	1.04
1:S:504:ASN:HB3	1:S:505:PRO:HD2	1.33	1.04
1:A:237:PRO:HD3	1:D:327:PRO:HG3	1.37	1.04
1:B:251:TYR:CG	1:R:328:PRO:O	2.10	1.04
1:C:510:VAL:HG12	1:C:511:PHE:H	1.17	1.04
1:C:601:LEU:HD11	1:C:650:ILE:CD1	1.87	1.04
1:E:327:PRO:HG3	1:J:237:PRO:HD3	1.37	1.04
1:G:299:TYR:CE2	1:N:299:TYR:CE2	2.43	1.04
1:H:437:VAL:HG12	1:H:439:THR:H	0.88	1.04
1:L:190:LYS:CB	1:L:652:LEU:HD13	1.77	1.04
1:F:437:VAL:HG12	1:F:439:THR:H	0.88	1.04
1:G:601:LEU:HD11	1:G:650:ILE:CD1	1.87	1.04
1:P:190:LYS:CB	1:P:652:LEU:HD13	1.77	1.04
1:S:328:PRO:HD2	1:T:252:PRO:HD2	1.10	1.04
1:D:251:TYR:CG	1:L:328:PRO:O	2.11	1.03
1:L:437:VAL:HG12	1:L:439:THR:H	0.88	1.03
1:S:275:LEU:HD12	1:T:274:THR:C	1.79	1.03
1:E:437:VAL:HG12	1:E:438:THR:N	1.64	1.03
1:E:510:VAL:HG12	1:E:511:PHE:H	1.17	1.03
1:F:327:PRO:HG3	1:R:237:PRO:HD3	1.37	1.03
1:J:437:VAL:HG12	1:J:439:THR:H	0.88	1.03
1:K:251:TYR:CG	1:N:328:PRO:O	2.10	1.03
1:O:601:LEU:HD12	1:O:650:ILE:HD13	1.15	1.03
1:A:437:VAL:HG12	1:A:439:THR:N	1.74	1.03
1:E:328:PRO:C	1:J:251:TYR:CD1	2.01	1.03
1:N:601:LEU:HD11	1:N:650:ILE:CD1	1.87	1.03
1:P:437:VAL:HG12	1:P:439:THR:H	0.88	1.03
1:A:437:VAL:HG12	1:A:439:THR:H	0.88	1.03
1:A:480:LYS:HZ1	1:E:575:TYR:HA	0.88	1.03
1:C:602:PRO:HG2	1:C:605:SER:HB2	1.07	1.03
1:E:328:PRO:O	1:J:251:TYR:CG	2.10	1.03
1:H:437:VAL:HG12	1:H:439:THR:N	1.74	1.03
1:J:602:PRO:HG2	1:J:605:SER:HB2	1.07	1.03
1:K:237:PRO:HD3	1:N:327:PRO:HG3	1.37	1.03
1:N:437:VAL:HG12	1:N:439:THR:N	1.74	1.03

Continued on next page...

Continued from previous page...

Atom-1	Atom-2	Interatomic distance (Å)	Clash overlap (Å)
1:Q:437:VAL:HG12	1:Q:439:THR:N	1.74	1.03
1:Q:480:LYS:HZ1	1:R:575:TYR:HA	0.91	1.03
1:Q:575:TYR:HA	1:R:480:LYS:HZ1	0.86	1.03
1:S:328:PRO:O	1:T:251:TYR:CG	2.10	1.03
1:A:328:PRO:O	1:L:251:TYR:CG	2.11	1.03
1:B:575:TYR:HA	1:D:480:LYS:HZ1	0.88	1.03
1:F:165:GLU:OE1	1:N:325:LEU:HD22	1.49	1.03
1:G:437:VAL:HG12	1:G:439:THR:N	1.74	1.03
1:I:437:VAL:HG12	1:I:439:THR:N	1.74	1.03
1:J:437:VAL:HG12	1:J:439:THR:N	1.74	1.03
1:M:274:THR:C	1:Q:275:LEU:HD12	1.79	1.03
1:O:437:VAL:HG12	1:O:439:THR:H	0.88	1.03
1:O:602:PRO:HG2	1:O:605:SER:HB2	1.07	1.03
1:R:411:PHE:HD1	1:R:418:ASP:HB3	1.05	1.03
1:A:387:ARG:CZ	1:E:348:LEU:HD23	1.90	1.02
1:B:274:THR:C	1:R:275:LEU:HD12	1.79	1.02
1:C:437:VAL:HG12	1:C:439:THR:N	1.74	1.02
1:D:274:THR:C	1:L:275:LEU:HD12	1.79	1.02
1:F:437:VAL:HG12	1:F:439:THR:N	1.74	1.02
1:F:504:ASN:HB3	1:F:505:PRO:HD2	1.33	1.02
1:J:402:LYS:NZ	1:J:511:PHE:CE2	2.24	1.02
1:M:437:VAL:HG12	1:M:439:THR:N	1.74	1.02
1:T:601:LEU:CD1	1:T:650:ILE:HD13	1.77	1.02
1:A:327:PRO:HG3	1:L:237:PRO:HD3	1.37	1.02
1:B:275:LEU:HD12	1:F:274:THR:C	1.79	1.02
1:D:237:PRO:HD3	1:L:327:PRO:HG3	1.37	1.02
1:D:437:VAL:HG12	1:D:439:THR:N	1.74	1.02
1:D:601:LEU:HD11	1:D:650:ILE:CD1	1.87	1.02
1:L:602:PRO:HG2	1:L:605:SER:HB2	1.07	1.02
1:Q:190:LYS:CB	1:Q:652:LEU:HD13	1.77	1.02
1:Q:387:ARG:CZ	1:R:348:LEU:HD23	1.90	1.02
1:S:275:LEU:HD11	1:T:275:LEU:CG	1.67	1.02
1:A:348:LEU:HD23	1:E:387:ARG:CZ	1.90	1.02
1:A:402:LYS:CE	1:A:511:PHE:CD2	2.27	1.02
1:B:328:PRO:O	1:F:251:TYR:CG	2.11	1.02
1:D:237:PRO:CD	1:L:327:PRO:HD2	1.84	1.02
1:J:601:LEU:CD1	1:J:650:ILE:HD13	1.77	1.02
1:L:387:ARG:CZ	1:S:348:LEU:HD23	1.90	1.02
1:N:510:VAL:HG12	1:N:511:PHE:H	1.17	1.02
1:P:437:VAL:HG12	1:P:439:THR:N	1.74	1.02
1:T:601:LEU:HD11	1:T:650:ILE:CD1	1.87	1.02

Continued on next page...

Continued from previous page...

Atom-1	Atom-2	Interatomic distance (Å)	Clash overlap (Å)
1:E:275:LEU:HD12	1:J:274:THR:C	1.79	1.02
1:F:348:LEU:HD23	1:N:387:ARG:CZ	1.89	1.02
1:H:601:LEU:CD1	1:H:650:ILE:HD13	1.77	1.02
1:I:437:VAL:HG12	1:I:439:THR:H	0.88	1.02
1:J:510:VAL:HG12	1:J:511:PHE:H	1.17	1.02
1:M:237:PRO:HD3	1:Q:327:PRO:HG3	1.37	1.02
1:N:411:PHE:HD1	1:N:418:ASP:HB3	1.05	1.02
1:R:437:VAL:HG12	1:R:439:THR:N	1.74	1.02
1:R:601:LEU:HD11	1:R:650:ILE:CD1	1.87	1.02
1:A:275:LEU:HD12	1:L:274:THR:C	1.79	1.02
1:B:275:LEU:HD11	1:F:275:LEU:CG	1.67	1.02
1:B:480:LYS:HZ1	1:D:575:TYR:HA	0.92	1.02
1:B:601:LEU:HD11	1:B:650:ILE:CD1	1.87	1.02
1:E:601:LEU:CD1	1:E:650:ILE:HD13	1.77	1.02
1:F:602:PRO:CG	1:F:605:SER:HB2	1.90	1.02
1:I:601:LEU:HD11	1:I:650:ILE:CD1	1.87	1.02
1:K:437:VAL:HG12	1:K:439:THR:N	1.74	1.02
1:K:602:PRO:CG	1:K:605:SER:HB2	1.90	1.02
1:M:437:VAL:HG12	1:M:439:THR:H	0.88	1.02
1:O:601:LEU:HD11	1:O:650:ILE:CD1	1.87	1.02
1:Q:437:VAL:HG12	1:Q:439:THR:H	0.88	1.02
1:A:274:THR:C	1:D:275:LEU:HD12	1.79	1.01
1:A:275:LEU:CG	1:D:275:LEU:HD11	1.67	1.01
1:A:327:PRO:HD2	1:L:237:PRO:CD	1.84	1.01
1:A:602:PRO:CG	1:A:605:SER:HB2	1.90	1.01
1:B:387:ARG:CZ	1:D:348:LEU:HD23	1.90	1.01
1:B:437:VAL:HG12	1:B:439:THR:N	1.74	1.01
1:C:411:PHE:HD1	1:C:418:ASP:HB3	1.05	1.01
1:F:275:LEU:HD12	1:R:274:THR:C	1.79	1.01
1:I:439:THR:HG1	1:I:457:ILE:HG12	1.23	1.01
1:J:602:PRO:CG	1:J:605:SER:HB2	1.90	1.01
1:L:165:GLU:CD	1:S:325:LEU:CD2	2.09	1.01
1:L:437:VAL:HG12	1:L:439:THR:N	1.74	1.01
1:C:437:VAL:HG12	1:C:439:THR:H	0.88	1.01
1:K:437:VAL:HG12	1:K:439:THR:H	0.88	1.01
1:N:437:VAL:HG12	1:N:439:THR:H	0.88	1.01
1:Q:602:PRO:CG	1:Q:605:SER:HB2	1.90	1.01
1:S:411:PHE:HD1	1:S:418:ASP:HB3	1.05	1.01
1:S:601:LEU:HD11	1:S:650:ILE:HG12	1.43	1.01
1:S:602:PRO:CG	1:S:605:SER:HB2	1.90	1.01
1:T:437:VAL:HG12	1:T:439:THR:N	1.74	1.01

Continued on next page...

Continued from previous page...

Atom-1	Atom-2	Interatomic distance (Å)	Clash overlap (Å)
1:T:602:PRO:CG	1:T:605:SER:HB2	1.90	1.01
1:C:226:VAL:HG23	1:S:226:VAL:HA	1.42	1.01
1:D:402:LYS:NZ	1:D:511:PHE:CE2	2.24	1.01
1:F:387:ARG:CZ	1:N:348:LEU:HD23	1.89	1.01
1:K:274:THR:C	1:N:275:LEU:HD12	1.79	1.01
1:R:601:LEU:HD11	1:R:650:ILE:HG12	1.43	1.01
1:S:437:VAL:HG12	1:S:439:THR:N	1.74	1.01
1:A:226:VAL:HA	1:B:226:VAL:HG23	1.42	1.01
1:A:601:LEU:HD11	1:A:650:ILE:CD1	1.87	1.01
1:B:348:LEU:HD23	1:D:387:ARG:CZ	1.89	1.01
1:E:602:PRO:CG	1:E:605:SER:HB2	1.90	1.01
1:F:287:LEU:HD12	1:F:288:VAL:N	1.76	1.01
1:F:601:LEU:HD11	1:F:650:ILE:HG12	1.43	1.01
1:G:287:LEU:HD12	1:G:288:VAL:N	1.76	1.01
1:K:601:LEU:HD11	1:K:650:ILE:HG12	1.42	1.01
1:M:602:PRO:CG	1:M:605:SER:HB2	1.90	1.01
1:P:601:LEU:HD11	1:P:650:ILE:CD1	1.87	1.01
1:S:287:LEU:HD12	1:S:288:VAL:N	1.76	1.01
1:A:601:LEU:HD11	1:A:650:ILE:HG12	1.43	1.01
1:B:601:LEU:CD1	1:B:650:ILE:HD13	1.77	1.01
1:D:287:LEU:HD12	1:D:288:VAL:N	1.76	1.01
1:I:226:VAL:HA	1:M:226:VAL:HG23	1.42	1.01
1:I:287:LEU:HD12	1:I:288:VAL:N	1.76	1.01
1:J:226:VAL:HG23	1:P:226:VAL:HA	1.42	1.01
1:J:287:LEU:HD12	1:J:288:VAL:N	1.76	1.01
1:L:602:PRO:CG	1:L:605:SER:HB2	1.90	1.01
1:A:601:LEU:CD1	1:A:650:ILE:HD13	1.77	1.00
1:B:601:LEU:HD11	1:B:650:ILE:HG12	1.43	1.00
1:E:287:LEU:HD12	1:E:288:VAL:N	1.76	1.00
1:F:510:VAL:HG12	1:F:511:PHE:N	1.76	1.00
1:G:601:LEU:HD11	1:G:650:ILE:HG12	1.43	1.00
1:G:602:PRO:CG	1:G:605:SER:HB2	1.90	1.00
1:K:437:VAL:HG12	1:K:438:THR:N	1.64	1.00
1:O:437:VAL:HG12	1:O:439:THR:N	1.74	1.00
1:R:287:LEU:HD12	1:R:288:VAL:N	1.76	1.00
1:T:601:LEU:HD11	1:T:650:ILE:HG12	1.42	1.00
1:B:275:LEU:HD12	1:F:274:THR:O	1.61	1.00
1:B:510:VAL:HG12	1:B:511:PHE:N	1.76	1.00
1:D:602:PRO:CG	1:D:605:SER:HB2	1.90	1.00
1:H:602:PRO:CG	1:H:605:SER:HB2	1.90	1.00
1:K:275:LEU:CG	1:N:275:LEU:HD11	1.67	1.00

Continued on next page...

Continued from previous page...

Atom-1	Atom-2	Interatomic distance (Å)	Clash overlap (Å)
1:N:602:PRO:CG	1:N:605:SER:HB2	1.90	1.00
1:Q:287:LEU:HD12	1:Q:288:VAL:N	1.76	1.00
1:Q:601:LEU:HD11	1:Q:650:ILE:HG12	1.43	1.00
1:Q:605:SER:HB3	1:Q:650:ILE:HG22	1.44	1.00
1:A:275:LEU:HD11	1:L:275:LEU:CG	1.67	1.00
1:B:274:THR:O	1:R:275:LEU:HD12	1.62	1.00
1:G:226:VAL:HA	1:I:226:VAL:HG23	1.42	1.00
1:H:287:LEU:HD12	1:H:288:VAL:N	1.76	1.00
1:I:602:PRO:CG	1:I:605:SER:HB2	1.90	1.00
1:J:601:LEU:HD11	1:J:650:ILE:HG12	1.43	1.00
1:L:287:LEU:HD12	1:L:288:VAL:N	1.76	1.00
1:L:348:LEU:HD23	1:S:387:ARG:CZ	1.90	1.00
1:L:605:SER:HB3	1:L:650:ILE:HG22	1.44	1.00
1:N:190:LYS:CB	1:N:652:LEU:HD13	1.77	1.00
1:N:510:VAL:HG12	1:N:511:PHE:N	1.76	1.00
1:N:601:LEU:HD11	1:N:650:ILE:HG12	1.42	1.00
1:O:602:PRO:CG	1:O:605:SER:HB2	1.90	1.00
1:P:602:PRO:CG	1:P:605:SER:HB2	1.90	1.00
1:Q:348:LEU:HD23	1:R:387:ARG:CZ	1.90	1.00
1:S:437:VAL:HG12	1:S:439:THR:H	0.88	1.00
1:C:602:PRO:CG	1:C:605:SER:HB2	1.90	1.00
1:A:165:GLU:CD	1:E:325:LEU:CD2	2.09	1.00
1:C:510:VAL:HG12	1:C:511:PHE:N	1.76	1.00
1:H:510:VAL:HG12	1:H:511:PHE:N	1.76	1.00
1:J:510:VAL:HG12	1:J:511:PHE:N	1.76	1.00
1:T:437:VAL:HG12	1:T:439:THR:H	0.88	1.00
1:B:327:PRO:HG3	1:F:237:PRO:HD3	1.37	1.00
1:B:602:PRO:CG	1:B:605:SER:HB2	1.90	1.00
1:D:437:VAL:HG12	1:D:439:THR:H	0.88	1.00
1:H:226:VAL:HA	1:T:226:VAL:HG23	1.42	1.00
1:S:275:LEU:HD12	1:T:274:THR:O	1.61	1.00
1:T:287:LEU:HD12	1:T:288:VAL:N	1.76	1.00
1:C:287:LEU:HD12	1:C:288:VAL:N	1.76	1.00
1:C:601:LEU:CD1	1:C:650:ILE:HD13	1.77	1.00
1:E:437:VAL:HG12	1:E:439:THR:N	1.74	1.00
1:E:601:LEU:HD11	1:E:650:ILE:CD1	1.87	1.00
1:H:601:LEU:HD11	1:H:650:ILE:HG12	1.42	1.00
1:I:601:LEU:CD1	1:I:650:ILE:HD13	1.77	1.00
1:K:287:LEU:HD12	1:K:288:VAL:N	1.76	1.00
1:R:190:LYS:CB	1:R:652:LEU:HD13	1.77	1.00
1:R:602:PRO:CG	1:R:605:SER:HB2	1.90	1.00

Continued on next page...

Continued from previous page...

Atom-1	Atom-2	Interatomic distance (Å)	Clash overlap (Å)
1:F:226:VAL:HG23	1:K:226:VAL:HA	1.42	0.99
1:A:287:LEU:HD12	1:A:288:VAL:N	1.76	0.99
1:D:274:THR:O	1:L:275:LEU:HD12	1.61	0.99
1:E:275:LEU:HD12	1:J:274:THR:O	1.61	0.99
1:E:437:VAL:HG12	1:E:439:THR:H	0.88	0.99
1:E:601:LEU:HD11	1:E:650:ILE:HG12	1.43	0.99
1:F:480:LYS:HZ1	1:N:575:TYR:HA	0.88	0.99
1:I:487:ILE:HG22	1:I:510:VAL:HG22	1.45	0.99
1:M:601:LEU:HD11	1:M:650:ILE:CD1	1.87	0.99
1:D:510:VAL:HG12	1:D:511:PHE:N	1.76	0.99
1:L:510:VAL:HG12	1:L:511:PHE:N	1.76	0.99
1:R:510:VAL:HG12	1:R:511:PHE:N	1.76	0.99
1:C:226:VAL:HA	1:K:226:VAL:HG23	1.42	0.99
1:C:605:SER:HB3	1:C:650:ILE:HG22	1.44	0.99
1:D:226:VAL:HG23	1:F:226:VAL:HA	1.42	0.99
1:F:190:LYS:CB	1:F:652:LEU:HD13	1.77	0.99
1:O:287:LEU:HD12	1:O:288:VAL:N	1.76	0.99
1:S:601:LEU:HD11	1:S:650:ILE:CD1	1.87	0.99
1:A:275:LEU:HD12	1:L:274:THR:O	1.61	0.99
1:A:605:SER:HB3	1:A:650:ILE:HG22	1.44	0.99
1:F:275:LEU:HD12	1:R:274:THR:O	1.61	0.99
1:A:487:ILE:HG22	1:A:510:VAL:HG22	1.45	0.99
1:M:487:ILE:HG22	1:M:510:VAL:HG22	1.45	0.99
1:N:287:LEU:HD12	1:N:288:VAL:N	1.76	0.99
1:B:287:LEU:HD12	1:B:288:VAL:N	1.76	0.99
1:D:601:LEU:CD1	1:D:650:ILE:HD13	1.77	0.99
1:E:487:ILE:HG22	1:E:510:VAL:HG22	1.45	0.99
1:J:190:LYS:CB	1:J:652:LEU:HD13	1.77	0.99
1:J:411:PHE:HD1	1:J:418:ASP:HB3	1.05	0.99
1:K:601:LEU:CD1	1:K:650:ILE:HD13	1.77	0.99
1:E:275:LEU:HD11	1:J:275:LEU:CG	1.67	0.99
1:J:605:SER:HB3	1:J:650:ILE:HG22	1.44	0.99
1:M:226:VAL:HA	1:R:226:VAL:HG23	1.42	0.99
1:B:348:LEU:HD23	1:D:387:ARG:NH1	1.78	0.99
1:C:190:LYS:CB	1:C:652:LEU:HD13	1.77	0.99
1:D:601:LEU:HD11	1:D:650:ILE:HG12	1.43	0.99
1:I:602:PRO:HG2	1:I:605:SER:CB	1.93	0.99
1:J:601:LEU:HD11	1:J:650:ILE:CD1	1.87	0.99
1:K:274:THR:O	1:N:275:LEU:HD12	1.61	0.99
1:O:602:PRO:HG2	1:O:605:SER:CB	1.93	0.99
1:Q:165:GLU:CD	1:R:325:LEU:CD2	2.09	0.99

Continued on next page...

Continued from previous page...

Atom-1	Atom-2	Interatomic distance (Å)	Clash overlap (Å)
1:A:411:PHE:HD1	1:A:418:ASP:HB3	1.05	0.99
1:B:292:TYR:HE2	1:Q:311:THR:CG2	1.76	0.99
1:L:487:ILE:HG22	1:L:510:VAL:HG22	1.45	0.99
1:N:487:ILE:HG22	1:N:510:VAL:HG22	1.45	0.99
1:P:605:SER:HB3	1:P:650:ILE:HG22	1.43	0.99
1:A:437:VAL:HG12	1:A:438:THR:N	1.64	0.98
1:E:226:VAL:HG23	1:L:226:VAL:HA	1.42	0.98
1:F:348:LEU:HD23	1:N:387:ARG:NH1	1.78	0.98
1:F:487:ILE:HG22	1:F:510:VAL:HG22	1.45	0.98
1:G:487:ILE:HG22	1:G:510:VAL:HG22	1.45	0.98
1:L:226:VAL:HG23	1:T:226:VAL:HA	1.42	0.98
1:L:602:PRO:HG2	1:L:605:SER:CB	1.93	0.98
1:M:602:PRO:HG2	1:M:605:SER:CB	1.93	0.98
1:P:311:THR:CG2	1:Q:292:TYR:HE2	1.77	0.98
1:Q:387:ARG:NH1	1:R:348:LEU:HD23	1.78	0.98
1:A:387:ARG:NH1	1:E:348:LEU:HD23	1.78	0.98
1:E:311:THR:CG2	1:L:292:TYR:HE2	1.77	0.98
1:G:601:LEU:HD13	1:G:650:ILE:HD11	1.46	0.98
1:H:601:LEU:HD13	1:H:650:ILE:HD11	1.45	0.98
1:L:439:THR:HG1	1:L:457:ILE:HG12	1.21	0.98
1:M:287:LEU:HD12	1:M:288:VAL:N	1.76	0.98
1:O:605:SER:HB3	1:O:650:ILE:HG22	1.43	0.98
1:C:601:LEU:HD11	1:C:650:ILE:CG1	1.94	0.98
1:G:292:TYR:HE2	1:I:311:THR:CG2	1.76	0.98
1:G:311:THR:CG2	1:N:292:TYR:HE2	1.76	0.98
1:H:226:VAL:HG23	1:O:226:VAL:HA	1.42	0.98
1:K:602:PRO:HG2	1:K:605:SER:CB	1.93	0.98
1:L:601:LEU:HD11	1:L:650:ILE:CG1	1.94	0.98
1:N:226:VAL:HG23	1:R:226:VAL:HA	1.42	0.98
1:P:287:LEU:HD12	1:P:288:VAL:N	1.76	0.98
1:P:601:LEU:CD1	1:P:650:ILE:HD13	1.77	0.98
1:S:605:SER:HB3	1:S:650:ILE:HG22	1.44	0.98
1:T:602:PRO:HG2	1:T:605:SER:CB	1.93	0.98
1:A:274:THR:O	1:D:275:LEU:HD12	1.61	0.98
1:A:601:LEU:HD11	1:A:650:ILE:CG1	1.94	0.98
1:D:601:LEU:HD11	1:D:650:ILE:CG1	1.94	0.98
1:E:292:TYR:HE2	1:O:311:THR:CG2	1.77	0.98
1:I:292:TYR:HE2	1:M:311:THR:CG2	1.77	0.98
1:L:348:LEU:HD23	1:S:387:ARG:NH1	1.78	0.98
1:L:411:PHE:HD1	1:L:418:ASP:HB3	1.05	0.98
1:P:601:LEU:HD13	1:P:650:ILE:HD11	1.45	0.98

Continued on next page...

Continued from previous page...

Atom-1	Atom-2	Interatomic distance (Å)	Clash overlap (Å)
1:A:348:LEU:HD23	1:E:387:ARG:NH1	1.78	0.98
1:C:602:PRO:HG2	1:C:605:SER:CB	1.93	0.98
1:E:190:LYS:CB	1:E:652:LEU:HD13	1.77	0.98
1:H:602:PRO:HG2	1:H:605:SER:CB	1.93	0.98
1:S:487:ILE:HG22	1:S:510:VAL:HG22	1.45	0.98
1:S:601:LEU:CD1	1:S:650:ILE:HD13	1.77	0.98
1:M:411:PHE:HD1	1:M:418:ASP:HB3	1.05	0.98
1:N:601:LEU:HD13	1:N:650:ILE:HD11	1.45	0.98
1:S:602:PRO:HG2	1:S:605:SER:CB	1.93	0.98
1:A:292:TYR:HE2	1:B:311:THR:CG2	1.76	0.98
1:D:439:THR:HG1	1:D:457:ILE:HG12	1.17	0.98
1:H:487:ILE:HG22	1:H:510:VAL:HG22	1.45	0.98
1:N:311:THR:HG21	1:R:292:TYR:HE2	0.81	0.98
1:P:601:LEU:HD11	1:P:650:ILE:CG1	1.94	0.98
1:Q:510:VAL:HG12	1:Q:511:PHE:N	1.76	0.98
1:Q:601:LEU:CD1	1:Q:650:ILE:HD13	1.77	0.98
1:A:325:LEU:HD22	1:E:165:GLU:OE1	1.49	0.98
1:D:292:TYR:HE2	1:S:311:THR:CG2	1.77	0.98
1:D:487:ILE:HG22	1:D:510:VAL:HG22	1.45	0.98
1:E:411:PHE:HD1	1:E:418:ASP:HB3	1.05	0.98
1:G:437:VAL:HG12	1:G:439:THR:H	0.88	0.98
1:I:411:PHE:HD1	1:I:418:ASP:HB3	1.05	0.98
1:I:605:SER:HB3	1:I:650:ILE:HG22	1.44	0.98
1:J:601:LEU:HD11	1:J:650:ILE:CG1	1.94	0.98
1:L:165:GLU:OE1	1:S:325:LEU:HD22	1.49	0.98
1:M:601:LEU:HD11	1:M:650:ILE:HG12	1.43	0.98
1:N:602:PRO:HG2	1:N:605:SER:CB	1.93	0.98
1:O:601:LEU:HD11	1:O:650:ILE:CG1	1.94	0.98
1:Q:348:LEU:HD23	1:R:387:ARG:NH1	1.78	0.98
1:Q:602:PRO:HG2	1:Q:605:SER:CB	1.93	0.98
1:C:487:ILE:HG22	1:C:510:VAL:HG22	1.45	0.98
1:F:605:SER:HB3	1:F:650:ILE:HG22	1.43	0.98
1:H:292:TYR:HE2	1:T:311:THR:CG2	1.76	0.98
1:H:411:PHE:HD1	1:H:418:ASP:HB3	1.05	0.98
1:L:311:THR:CG2	1:T:292:TYR:HE2	1.76	0.98
1:L:601:LEU:HD11	1:L:650:ILE:HG12	1.43	0.98
1:P:601:LEU:HD11	1:P:650:ILE:HG12	1.43	0.98
1:T:411:PHE:HD1	1:T:418:ASP:HB3	1.05	0.98
1:T:510:VAL:HG12	1:T:511:PHE:N	1.76	0.98
1:A:601:LEU:HD13	1:A:650:ILE:HD11	1.45	0.98
1:B:605:SER:HB3	1:B:650:ILE:HG22	1.44	0.98

Continued on next page...

Continued from previous page...

Atom-1	Atom-2	Interatomic distance (Å)	Clash overlap (Å)
1:D:226:VAL:HA	1:S:226:VAL:HG23	1.42	0.98
1:G:292:TYR:HE2	1:I:311:THR:HG21	0.81	0.98
1:A:311:THR:HG21	1:J:292:TYR:HE2	0.81	0.97
1:D:190:LYS:CB	1:D:652:LEU:HD13	1.77	0.97
1:D:292:TYR:HE2	1:S:311:THR:HG21	0.81	0.97
1:E:226:VAL:HA	1:O:226:VAL:HG23	1.42	0.97
1:E:448:PRO:O	1:E:449:ARG:CB	2.12	0.97
1:F:311:THR:CG2	1:K:292:TYR:HE2	1.77	0.97
1:L:311:THR:HG21	1:T:292:TYR:HE2	0.81	0.97
1:L:387:ARG:NH1	1:S:348:LEU:HD23	1.78	0.97
1:M:605:SER:HB3	1:M:650:ILE:HG22	1.44	0.97
1:O:601:LEU:CD1	1:O:650:ILE:HD13	1.77	0.97
1:S:601:LEU:HD11	1:S:650:ILE:CG1	1.94	0.97
1:A:226:VAL:HG23	1:J:226:VAL:HA	1.42	0.97
1:E:601:LEU:HD11	1:E:650:ILE:CG1	1.94	0.97
1:G:602:PRO:HG2	1:G:605:SER:CB	1.93	0.97
1:I:280:SER:HB3	1:I:334:HIS:CG	2.00	0.97
1:J:311:THR:CG2	1:P:292:TYR:HE2	1.76	0.97
1:K:280:SER:HB3	1:K:334:HIS:CG	2.00	0.97
1:L:348:LEU:CD2	1:S:387:ARG:HH22	1.78	0.97
1:M:601:LEU:HD11	1:M:650:ILE:CG1	1.94	0.97
1:S:601:LEU:HD13	1:S:650:ILE:HD11	1.45	0.97
1:B:280:SER:HB3	1:B:334:HIS:CG	2.00	0.97
1:B:602:PRO:HG2	1:B:605:SER:CB	1.93	0.97
1:C:292:TYR:HE2	1:K:311:THR:CG2	1.76	0.97
1:D:397:GLN:HB2	1:D:521:GLN:HA	1.47	0.97
1:F:601:LEU:HD11	1:F:650:ILE:CG1	1.94	0.97
1:F:602:PRO:HG2	1:F:605:SER:CB	1.93	0.97
1:I:190:LYS:CB	1:I:652:LEU:HD13	1.77	0.97
1:L:387:ARG:HH22	1:S:348:LEU:CD2	1.78	0.97
1:M:274:THR:O	1:Q:275:LEU:HD12	1.61	0.97
1:O:601:LEU:HD11	1:O:650:ILE:HG12	1.43	0.97
1:Q:601:LEU:HD11	1:Q:650:ILE:CG1	1.94	0.97
1:T:487:ILE:HG22	1:T:510:VAL:HG22	1.45	0.97
1:A:348:LEU:CD2	1:E:387:ARG:HH22	1.78	0.97
1:B:387:ARG:NH1	1:D:348:LEU:HD23	1.78	0.97
1:G:601:LEU:HD11	1:G:650:ILE:CG1	1.94	0.97
1:I:601:LEU:HD13	1:I:650:ILE:HD11	1.46	0.97
1:J:602:PRO:HG2	1:J:605:SER:CB	1.93	0.97
1:K:190:LYS:HB2	1:K:652:LEU:HD13	1.47	0.97
1:K:275:LEU:HA	1:N:275:LEU:HD11	1.17	0.97

Continued on next page...

Continued from previous page...

Atom-1	Atom-2	Interatomic distance (Å)	Clash overlap (Å)
1:K:605:SER:HB3	1:K:650:ILE:HG22	1.44	0.97
1:O:190:LYS:CB	1:O:652:LEU:HD13	1.77	0.97
1:Q:487:ILE:HG22	1:Q:510:VAL:HG22	1.45	0.97
1:T:451:TYR:CA	1:T:458:VAL:CG2	2.36	0.97
1:T:601:LEU:HD11	1:T:650:ILE:CG1	1.93	0.97
1:A:203:HIS:HE2	1:E:203:HIS:HE2	0.98	0.97
1:D:311:THR:CG2	1:F:292:TYR:HE2	1.76	0.97
1:D:605:SER:HB3	1:D:650:ILE:HG22	1.44	0.97
1:F:275:LEU:HD11	1:R:275:LEU:CG	1.67	0.97
1:F:325:LEU:HD22	1:N:165:GLU:OE1	1.49	0.97
1:G:605:SER:HB3	1:G:650:ILE:HG22	1.44	0.97
1:K:601:LEU:HD11	1:K:650:ILE:CG1	1.93	0.97
1:R:602:PRO:HG2	1:R:605:SER:CB	1.93	0.97
1:B:601:LEU:HD13	1:B:650:ILE:HD11	1.45	0.97
1:C:311:THR:CG2	1:S:292:TYR:HE2	1.77	0.97
1:J:448:PRO:O	1:J:449:ARG:CB	2.13	0.97
1:N:311:THR:CG2	1:R:292:TYR:HE2	1.76	0.97
1:T:280:SER:HB3	1:T:334:HIS:CG	2.00	0.97
1:A:510:VAL:HG12	1:A:511:PHE:N	1.76	0.97
1:H:259:ARG:NE	1:T:223:GLY:O	1.98	0.97
1:H:311:THR:CG2	1:O:292:TYR:HE2	1.76	0.97
1:H:448:PRO:O	1:H:449:ARG:HB2	1.65	0.97
1:L:448:PRO:O	1:L:449:ARG:CB	2.13	0.97
1:N:448:PRO:O	1:N:449:ARG:HB2	1.65	0.97
1:P:397:GLN:HB2	1:P:521:GLN:HA	1.47	0.97
1:T:605:SER:HB3	1:T:650:ILE:HG22	1.43	0.97
1:C:190:LYS:HB2	1:C:652:LEU:HD13	1.47	0.97
1:C:601:LEU:HD11	1:C:650:ILE:HG12	1.43	0.97
1:D:448:PRO:O	1:D:449:ARG:CB	2.13	0.97
1:F:387:ARG:HH22	1:N:348:LEU:CD2	1.77	0.97
1:H:601:LEU:HD11	1:H:650:ILE:CG1	1.93	0.97
1:I:448:PRO:O	1:I:449:ARG:CB	2.13	0.97
1:R:487:ILE:HG22	1:R:510:VAL:HG22	1.44	0.97
1:B:200:TYR:OH	1:D:328:PRO:CG	2.13	0.97
1:B:387:ARG:HH22	1:D:348:LEU:CD2	1.78	0.97
1:B:601:LEU:HD11	1:B:650:ILE:CG1	1.94	0.97
1:C:311:THR:HG21	1:S:292:TYR:HE2	0.81	0.97
1:C:448:PRO:O	1:C:449:ARG:CB	2.13	0.97
1:D:280:SER:HB3	1:D:334:HIS:CG	2.00	0.97
1:F:348:LEU:CD2	1:N:387:ARG:HH22	1.77	0.97
1:H:605:SER:HB3	1:H:650:ILE:HG22	1.43	0.97

Continued on next page...

Continued from previous page...

Atom-1	Atom-2	Interatomic distance (Å)	Clash overlap (Å)
1:K:601:LEU:HD13	1:K:650:ILE:HD11	1.45	0.97
1:L:223:GLY:O	1:T:259:ARG:NE	1.98	0.97
1:M:397:GLN:HB2	1:M:521:GLN:HA	1.47	0.97
1:O:397:GLN:HB2	1:O:521:GLN:HA	1.47	0.97
1:F:387:ARG:NH1	1:N:348:LEU:HD23	1.78	0.97
1:F:601:LEU:HD13	1:F:650:ILE:HD11	1.46	0.97
1:L:601:LEU:HD13	1:L:650:ILE:HD11	1.46	0.97
1:M:448:PRO:O	1:M:449:ARG:HB2	1.65	0.97
1:N:223:GLY:O	1:R:259:ARG:NE	1.98	0.97
1:N:605:SER:HB3	1:N:650:ILE:HG22	1.44	0.97
1:D:190:LYS:HB2	1:D:652:LEU:HD13	1.47	0.96
1:E:190:LYS:HB2	1:E:652:LEU:HD13	1.47	0.96
1:E:605:SER:HB3	1:E:650:ILE:HG22	1.43	0.96
1:G:223:GLY:O	1:N:259:ARG:NE	1.98	0.96
1:G:226:VAL:HG23	1:N:226:VAL:HA	1.42	0.96
1:Q:200:TYR:OH	1:R:328:PRO:CG	2.13	0.96
1:T:601:LEU:HD13	1:T:650:ILE:HD11	1.45	0.96
1:E:602:PRO:HG2	1:E:605:SER:CB	1.93	0.96
1:N:280:SER:HB3	1:N:334:HIS:CG	2.00	0.96
1:P:602:PRO:HG2	1:P:605:SER:CB	1.93	0.96
1:A:602:PRO:HG2	1:A:605:SER:CB	1.93	0.96
1:D:259:ARG:NE	1:S:223:GLY:O	1.98	0.96
1:J:223:GLY:O	1:P:259:ARG:NE	1.98	0.96
1:J:280:SER:HB3	1:J:334:HIS:CG	2.00	0.96
1:M:601:LEU:HD13	1:M:650:ILE:HD11	1.45	0.96
1:N:397:GLN:HB2	1:N:521:GLN:HA	1.47	0.96
1:R:280:SER:HB3	1:R:334:HIS:CG	2.00	0.96
1:A:200:TYR:OH	1:E:328:PRO:CG	2.13	0.96
1:A:328:PRO:CG	1:E:200:TYR:OH	2.14	0.96
1:A:387:ARG:HH22	1:E:348:LEU:CD2	1.78	0.96
1:C:223:GLY:O	1:S:259:ARG:NE	1.98	0.96
1:D:602:PRO:HG2	1:D:605:SER:CB	1.93	0.96
1:F:203:HIS:HE2	1:N:203:HIS:HE2	0.98	0.96
1:F:328:PRO:CG	1:N:200:TYR:OH	2.14	0.96
1:G:510:VAL:HG12	1:G:511:PHE:N	1.76	0.96
1:G:601:LEU:CD1	1:G:650:ILE:HD13	1.77	0.96
1:H:311:THR:HG21	1:O:292:TYR:HE2	0.81	0.96
1:H:397:GLN:HB2	1:H:521:GLN:HA	1.47	0.96
1:M:259:ARG:NE	1:R:223:GLY:O	1.98	0.96
1:M:292:TYR:HE2	1:R:311:THR:HG21	0.82	0.96
1:N:601:LEU:HD11	1:N:650:ILE:CG1	1.93	0.96

Continued on next page...

Continued from previous page...

Atom-1	Atom-2	Interatomic distance (Å)	Clash overlap (Å)
1:O:280:SER:HB3	1:O:334:HIS:CG	2.00	0.96
1:S:280:SER:HB3	1:S:334:HIS:CG	2.00	0.96
1:S:397:GLN:HB2	1:S:521:GLN:HA	1.47	0.96
1:E:223:GLY:O	1:L:259:ARG:NE	1.98	0.96
1:E:292:TYR:HE2	1:O:311:THR:HG21	0.81	0.96
1:F:311:THR:HG21	1:K:292:TYR:HE2	0.81	0.96
1:H:223:GLY:O	1:O:259:ARG:NE	1.98	0.96
1:K:487:ILE:HG22	1:K:510:VAL:HG22	1.45	0.96
1:M:280:SER:HB3	1:M:334:HIS:CG	2.00	0.96
1:N:448:PRO:O	1:N:449:ARG:CB	2.12	0.96
1:R:397:GLN:HB2	1:R:521:GLN:HA	1.47	0.96
1:A:280:SER:HB3	1:A:334:HIS:CG	2.00	0.96
1:B:226:VAL:HA	1:Q:226:VAL:HG23	1.42	0.96
1:C:601:LEU:HD13	1:C:650:ILE:HD11	1.46	0.96
1:E:280:SER:HB3	1:E:334:HIS:CG	2.00	0.96
1:G:280:SER:HB3	1:G:334:HIS:CG	2.00	0.96
1:G:448:PRO:O	1:G:449:ARG:CB	2.13	0.96
1:G:605:SER:CB	1:G:650:ILE:CG2	2.44	0.96
1:I:601:LEU:HD11	1:I:650:ILE:CG1	1.94	0.96
1:L:200:TYR:OH	1:S:328:PRO:CG	2.13	0.96
1:L:397:GLN:HB2	1:L:521:GLN:HA	1.47	0.96
1:L:605:SER:CB	1:L:650:ILE:CG2	2.44	0.96
1:P:311:THR:HG21	1:Q:292:TYR:HE2	0.81	0.96
1:Q:348:LEU:CD2	1:R:387:ARG:HH22	1.78	0.96
1:Q:387:ARG:HH22	1:R:348:LEU:CD2	1.78	0.96
1:B:397:GLN:HB2	1:B:521:GLN:HA	1.47	0.96
1:C:259:ARG:NE	1:K:223:GLY:O	1.98	0.96
1:D:223:GLY:O	1:F:259:ARG:NE	1.98	0.96
1:E:259:ARG:NE	1:O:223:GLY:O	1.98	0.96
1:E:397:GLN:HB2	1:E:521:GLN:HA	1.47	0.96
1:G:311:THR:HG21	1:N:292:TYR:HE2	0.81	0.96
1:G:448:PRO:O	1:G:449:ARG:HB2	1.65	0.96
1:H:448:PRO:O	1:H:449:ARG:CB	2.13	0.96
1:I:292:TYR:HE2	1:M:311:THR:HG21	0.81	0.96
1:J:601:LEU:HD13	1:J:650:ILE:HD11	1.46	0.96
1:N:605:SER:CB	1:N:650:ILE:CG2	2.44	0.96
1:P:223:GLY:O	1:Q:259:ARG:NE	1.98	0.96
1:S:510:VAL:HG12	1:S:511:PHE:N	1.76	0.96
1:A:292:TYR:HE2	1:B:311:THR:HG21	0.81	0.96
1:B:259:ARG:NE	1:Q:223:GLY:O	1.98	0.96
1:B:348:LEU:CD2	1:D:387:ARG:HH22	1.78	0.96

Continued on next page...

Continued from previous page...

Atom-1	Atom-2	Interatomic distance (Å)	Clash overlap (Å)
1:D:311:THR:HG21	1:F:292:TYR:HE2	0.81	0.96
1:G:259:ARG:NE	1:I:223:GLY:O	1.98	0.96
1:H:190:LYS:CB	1:H:652:LEU:HD13	1.77	0.96
1:K:510:VAL:HG12	1:K:511:PHE:N	1.76	0.96
1:Q:203:HIS:HE2	1:R:203:HIS:HE2	0.98	0.96
1:S:448:PRO:O	1:S:449:ARG:HB2	1.65	0.96
1:A:165:GLU:OE1	1:E:325:LEU:HD22	1.49	0.96
1:C:605:SER:CB	1:C:650:ILE:CG2	2.44	0.96
1:D:439:THR:OG1	1:D:457:ILE:CG1	2.14	0.96
1:E:275:LEU:HD11	1:J:275:LEU:HA	1.16	0.96
1:L:280:SER:HB3	1:L:334:HIS:CG	2.00	0.96
1:P:605:SER:CB	1:P:650:ILE:CG2	2.44	0.96
1:Q:280:SER:HB3	1:Q:334:HIS:CG	2.00	0.96
1:R:448:PRO:O	1:R:449:ARG:HB2	1.65	0.96
1:R:605:SER:HB3	1:R:650:ILE:HG22	1.43	0.96
1:E:601:LEU:HD13	1:E:650:ILE:HD11	1.45	0.96
1:H:439:THR:OG1	1:H:457:ILE:CG1	2.14	0.96
1:M:439:THR:OG1	1:M:457:ILE:CG1	2.14	0.96
1:O:601:LEU:HD13	1:O:650:ILE:HD11	1.45	0.96
1:C:397:GLN:HB2	1:C:521:GLN:HA	1.47	0.95
1:G:190:LYS:HB2	1:G:652:LEU:HD13	1.47	0.95
1:I:601:LEU:HD11	1:I:650:ILE:HG12	1.43	0.95
1:J:311:THR:HG21	1:P:292:TYR:HE2	0.81	0.95
1:L:601:LEU:CD1	1:L:650:ILE:HD13	1.77	0.95
1:M:292:TYR:HE2	1:R:311:THR:CG2	1.77	0.95
1:O:448:PRO:O	1:O:449:ARG:HB2	1.65	0.95
1:Q:448:PRO:O	1:Q:449:ARG:CB	2.13	0.95
1:B:292:TYR:HE2	1:Q:311:THR:HG21	0.81	0.95
1:D:271:LEU:HB3	1:L:324:LEU:HD21	1.48	0.95
1:F:605:SER:CB	1:F:650:ILE:CG2	2.44	0.95
1:H:605:SER:CB	1:H:650:ILE:CG2	2.44	0.95
1:J:487:ILE:HG22	1:J:510:VAL:HG22	1.45	0.95
1:M:605:SER:CB	1:M:650:ILE:CG2	2.44	0.95
1:P:226:VAL:HG23	1:Q:226:VAL:HA	1.42	0.95
1:P:487:ILE:HG22	1:P:510:VAL:HG22	1.45	0.95
1:Q:448:PRO:O	1:Q:449:ARG:HB2	1.65	0.95
1:R:601:LEU:HD11	1:R:650:ILE:CG1	1.94	0.95
1:A:448:PRO:O	1:A:449:ARG:HB2	1.65	0.95
1:G:397:GLN:HB2	1:G:521:GLN:HA	1.47	0.95
1:H:280:SER:HB3	1:H:334:HIS:CG	2.00	0.95
1:I:439:THR:OG1	1:I:457:ILE:CG1	2.14	0.95

Continued on next page...

Continued from previous page...

Atom-1	Atom-2	Interatomic distance (Å)	Clash overlap (Å)
1:M:448:PRO:O	1:M:449:ARG:CB	2.13	0.95
1:O:605:SER:CB	1:O:650:ILE:CG2	2.44	0.95
1:P:510:VAL:HG12	1:P:511:PHE:N	1.76	0.95
1:Q:601:LEU:HD13	1:Q:650:ILE:HD11	1.46	0.95
1:F:200:TYR:OH	1:N:328:PRO:CG	2.13	0.95
1:K:448:PRO:O	1:K:449:ARG:CB	2.13	0.95
1:K:605:SER:CB	1:K:650:ILE:CG2	2.44	0.95
1:N:601:LEU:CD1	1:N:650:ILE:HD13	1.77	0.95
1:P:280:SER:HB3	1:P:334:HIS:CG	2.00	0.95
1:F:280:SER:HB3	1:F:334:HIS:CG	2.00	0.95
1:O:439:THR:OG1	1:O:457:ILE:CG1	2.14	0.95
1:P:190:LYS:HB2	1:P:652:LEU:HD13	1.47	0.95
1:T:190:LYS:HB2	1:T:652:LEU:HD13	1.47	0.95
1:A:223:GLY:O	1:J:259:ARG:NE	1.98	0.95
1:B:203:HIS:HE2	1:D:203:HIS:HE2	0.97	0.95
1:B:275:LEU:HA	1:R:275:LEU:HD11	1.16	0.95
1:E:510:VAL:HG12	1:E:511:PHE:N	1.76	0.95
1:L:448:PRO:O	1:L:449:ARG:HB2	1.65	0.95
1:P:439:THR:OG1	1:P:457:ILE:CG1	2.14	0.95
1:A:311:THR:CG2	1:J:292:TYR:HE2	1.76	0.95
1:B:328:PRO:CG	1:D:200:TYR:OH	2.13	0.95
1:B:487:ILE:HG22	1:B:510:VAL:HG22	1.45	0.95
1:C:448:PRO:O	1:C:449:ARG:HB2	1.65	0.95
1:F:223:GLY:O	1:K:259:ARG:NE	1.98	0.95
1:I:605:SER:CB	1:I:650:ILE:CG2	2.44	0.95
1:M:510:VAL:HG12	1:M:511:PHE:N	1.76	0.95
1:M:601:LEU:CD1	1:M:650:ILE:HD13	1.77	0.95
1:N:190:LYS:HB2	1:N:652:LEU:HD13	1.47	0.95
1:R:439:THR:OG1	1:R:457:ILE:CG1	2.14	0.95
1:R:601:LEU:HD13	1:R:650:ILE:HD11	1.45	0.95
1:A:448:PRO:O	1:A:449:ARG:CB	2.13	0.95
1:B:439:THR:OG1	1:B:457:ILE:CG1	2.14	0.95
1:J:190:LYS:HB2	1:J:652:LEU:HD13	1.47	0.95
1:K:439:THR:OG1	1:K:457:ILE:CG1	2.14	0.95
1:L:190:LYS:HB2	1:L:652:LEU:HD13	1.47	0.95
1:O:411:PHE:HD1	1:O:418:ASP:HB3	1.05	0.95
1:S:439:THR:OG1	1:S:457:ILE:CG1	2.14	0.95
1:A:605:SER:CB	1:A:650:ILE:CG2	2.44	0.95
1:K:397:GLN:HB2	1:K:521:GLN:HA	1.47	0.95
1:R:190:LYS:HB2	1:R:652:LEU:HD13	1.47	0.95
1:C:280:SER:HB3	1:C:334:HIS:CG	2.00	0.95

Continued on next page...

Continued from previous page...

Atom-1	Atom-2	Interatomic distance (Å)	Clash overlap (Å)
1:F:448:PRO:O	1:F:449:ARG:HB2	1.65	0.95
1:G:411:PHE:HD1	1:G:418:ASP:HB3	1.05	0.95
1:J:605:SER:CB	1:J:650:ILE:CG2	2.44	0.95
1:P:448:PRO:O	1:P:449:ARG:HB2	1.65	0.95
1:Q:325:LEU:CD2	1:R:165:GLU:CD	2.09	0.95
1:Q:328:PRO:CG	1:R:200:TYR:OH	2.14	0.95
1:Q:397:GLN:HB2	1:Q:521:GLN:HA	1.47	0.95
1:S:190:LYS:HB2	1:S:652:LEU:HD13	1.47	0.95
1:A:271:LEU:HB3	1:D:324:LEU:HD21	1.48	0.94
1:I:259:ARG:NE	1:M:223:GLY:O	1.98	0.94
1:T:397:GLN:HB2	1:T:521:GLN:HA	1.47	0.94
1:I:474:ARG:H	1:I:524:ASP:HA	1.33	0.94
1:J:397:GLN:HB2	1:J:521:GLN:HA	1.47	0.94
1:O:510:VAL:HG12	1:O:511:PHE:N	1.76	0.94
1:T:605:SER:CB	1:T:650:ILE:CG2	2.44	0.94
1:A:439:THR:OG1	1:A:457:ILE:CG1	2.14	0.94
1:B:577:ILE:HG13	1:B:578:ARG:H	1.33	0.94
1:D:411:PHE:HD1	1:D:418:ASP:HB3	1.05	0.94
1:E:324:LEU:HD21	1:J:271:LEU:HB3	1.48	0.94
1:F:275:LEU:HD11	1:R:275:LEU:HA	1.16	0.94
1:I:397:GLN:HB2	1:I:521:GLN:HA	1.47	0.94
1:I:448:PRO:O	1:I:449:ARG:HB2	1.65	0.94
1:M:474:ARG:H	1:M:524:ASP:HA	1.33	0.94
1:O:448:PRO:O	1:O:449:ARG:CB	2.12	0.94
1:S:324:LEU:HD21	1:T:271:LEU:HB3	1.48	0.94
1:B:324:LEU:HD21	1:F:271:LEU:HB3	1.48	0.94
1:D:605:SER:CB	1:D:650:ILE:CG2	2.44	0.94
1:H:292:TYR:HE2	1:T:311:THR:HG21	0.81	0.94
1:I:577:ILE:HG13	1:I:578:ARG:H	1.33	0.94
1:J:448:PRO:O	1:J:449:ARG:HB2	1.65	0.94
1:M:271:LEU:HB3	1:Q:324:LEU:HD21	1.48	0.94
1:Q:439:THR:OG1	1:Q:457:ILE:CG1	2.14	0.94
1:Q:605:SER:CB	1:Q:650:ILE:CG2	2.44	0.94
1:S:605:SER:CB	1:S:650:ILE:CG2	2.44	0.94
1:T:577:ILE:HG13	1:T:578:ARG:H	1.33	0.94
1:A:271:LEU:HB3	1:D:324:LEU:CD1	1.98	0.94
1:D:577:ILE:HG13	1:D:578:ARG:H	1.33	0.94
1:J:474:ARG:H	1:J:524:ASP:HA	1.33	0.94
1:L:577:ILE:HG13	1:L:578:ARG:H	1.33	0.94
1:N:474:ARG:H	1:N:524:ASP:HA	1.33	0.94
1:O:487:ILE:HG22	1:O:510:VAL:HG22	1.45	0.94

Continued on next page...

Continued from previous page...

Atom-1	Atom-2	Interatomic distance (Å)	Clash overlap (Å)
1:R:577:ILE:HG13	1:R:578:ARG:H	1.33	0.94
1:A:259:ARG:NE	1:B:223:GLY:O	1.98	0.94
1:B:190:LYS:HB2	1:B:652:LEU:HD13	1.47	0.94
1:B:448:PRO:O	1:B:449:ARG:CB	2.13	0.94
1:B:605:SER:CB	1:B:650:ILE:CG2	2.44	0.94
1:E:311:THR:HG21	1:L:292:TYR:HE2	0.82	0.94
1:E:439:THR:OG1	1:E:457:ILE:CG1	2.14	0.94
1:F:411:PHE:HD1	1:F:418:ASP:HB3	1.05	0.94
1:K:448:PRO:O	1:K:449:ARG:HB2	1.65	0.94
1:L:328:PRO:CG	1:S:200:TYR:OH	2.13	0.94
1:T:448:PRO:O	1:T:449:ARG:HB2	1.65	0.94
1:A:190:LYS:HB2	1:A:652:LEU:HD13	1.47	0.94
1:B:324:LEU:CD1	1:F:271:LEU:HB3	1.98	0.94
1:F:397:GLN:HB2	1:F:521:GLN:HA	1.47	0.94
1:F:448:PRO:O	1:F:449:ARG:CB	2.13	0.94
1:K:474:ARG:H	1:K:524:ASP:HA	1.33	0.94
1:L:439:THR:OG1	1:L:457:ILE:CG1	2.14	0.94
1:A:397:GLN:HB2	1:A:521:GLN:HA	1.47	0.94
1:B:325:LEU:HD22	1:D:165:GLU:OE1	1.49	0.94
1:C:439:THR:HG1	1:C:457:ILE:HG12	1.31	0.94
1:E:605:SER:CB	1:E:650:ILE:CG2	2.44	0.94
1:F:190:LYS:HB2	1:F:652:LEU:HD13	1.47	0.94
1:F:324:LEU:HD21	1:R:271:LEU:HB3	1.48	0.94
1:F:324:LEU:CD1	1:R:271:LEU:HB3	1.98	0.94
1:P:474:ARG:H	1:P:524:ASP:HA	1.33	0.94
1:D:448:PRO:O	1:D:449:ARG:HB2	1.65	0.94
1:E:324:LEU:CD1	1:J:271:LEU:HB3	1.98	0.94
1:G:439:THR:OG1	1:G:457:ILE:CG1	2.14	0.94
1:G:439:THR:HG1	1:G:457:ILE:HG12	1.27	0.94
1:H:577:ILE:HG13	1:H:578:ARG:H	1.33	0.94
1:J:439:THR:OG1	1:J:457:ILE:CG1	2.14	0.94
1:O:474:ARG:H	1:O:524:ASP:HA	1.32	0.94
1:R:605:SER:CB	1:R:650:ILE:CG2	2.44	0.94
1:S:474:ARG:H	1:S:524:ASP:HA	1.33	0.94
1:D:601:LEU:HD13	1:D:650:ILE:HD11	1.46	0.94
1:M:190:LYS:HB2	1:M:652:LEU:HD13	1.47	0.94
1:M:271:LEU:HB3	1:Q:324:LEU:CD1	1.98	0.94
1:R:451:TYR:CA	1:R:458:VAL:CG2	2.36	0.94
1:H:190:LYS:HB2	1:H:652:LEU:HD13	1.47	0.93
1:N:439:THR:OG1	1:N:457:ILE:CG1	2.14	0.93
1:S:448:PRO:O	1:S:449:ARG:CB	2.13	0.93

Continued on next page...

Continued from previous page...

Atom-1	Atom-2	Interatomic distance (Å)	Clash overlap (Å)
1:B:190:LYS:CB	1:B:652:LEU:HD13	1.77	0.93
1:F:601:LEU:CD1	1:F:650:ILE:HD13	1.77	0.93
1:Q:190:LYS:HB2	1:Q:652:LEU:HD13	1.47	0.93
1:T:544:ARG:HD3	1:T:553:LEU:HD21	1.50	0.93
1:B:271:LEU:HB3	1:R:324:LEU:CD1	1.98	0.93
1:C:439:THR:OG1	1:C:457:ILE:CG1	2.14	0.93
1:H:474:ARG:H	1:H:524:ASP:HA	1.33	0.93
1:O:190:LYS:HB2	1:O:652:LEU:HD13	1.47	0.93
1:R:510:VAL:CG1	1:R:511:PHE:H	1.82	0.93
1:T:439:THR:OG1	1:T:457:ILE:CG1	2.14	0.93
1:A:474:ARG:H	1:A:524:ASP:HA	1.33	0.93
1:C:577:ILE:HG13	1:C:578:ARG:H	1.33	0.93
1:D:510:VAL:CG1	1:D:511:PHE:H	1.82	0.93
1:F:439:THR:OG1	1:F:457:ILE:CG1	2.14	0.93
1:G:544:ARG:HD3	1:G:553:LEU:HD21	1.51	0.93
1:M:439:THR:HG1	1:M:457:ILE:HG12	1.10	0.93
1:G:219:PHE:HB3	1:G:312:VAL:HA	1.50	0.93
1:L:203:HIS:HE2	1:S:203:HIS:HE2	0.98	0.93
1:P:219:PHE:HB3	1:P:312:VAL:HA	1.51	0.93
1:A:324:LEU:CD1	1:L:271:LEU:HB3	1.98	0.93
1:C:544:ARG:HD3	1:C:553:LEU:HD21	1.51	0.93
1:G:190:LYS:CB	1:G:652:LEU:HD13	1.77	0.93
1:M:275:LEU:HA	1:Q:275:LEU:HD11	1.17	0.93
1:Q:474:ARG:H	1:Q:524:ASP:HA	1.33	0.93
1:Q:544:ARG:HD3	1:Q:553:LEU:HD21	1.50	0.93
1:R:601:LEU:CD1	1:R:650:ILE:HD13	1.77	0.93
1:A:324:LEU:HD21	1:L:271:LEU:HB3	1.48	0.93
1:A:352:ASN:ND2	1:A:586:GLN:H	1.67	0.93
1:A:577:ILE:HG13	1:A:578:ARG:H	1.33	0.93
1:C:219:PHE:HB3	1:C:312:VAL:HA	1.51	0.93
1:E:352:ASN:ND2	1:E:586:GLN:H	1.67	0.93
1:E:448:PRO:O	1:E:449:ARG:HB2	1.65	0.93
1:J:439:THR:HG1	1:J:457:ILE:HG12	1.26	0.93
1:S:219:PHE:HB3	1:S:312:VAL:HA	1.51	0.93
1:S:555:GLU:O	1:S:556:THR:HG23	1.69	0.93
1:S:577:ILE:HG13	1:S:578:ARG:H	1.32	0.93
1:T:474:ARG:H	1:T:524:ASP:HA	1.33	0.93
1:F:577:ILE:HG13	1:F:578:ARG:H	1.33	0.93
1:I:190:LYS:HB2	1:I:652:LEU:HD13	1.47	0.93
1:J:555:GLU:O	1:J:556:THR:HG23	1.69	0.93
1:K:271:LEU:HB3	1:N:324:LEU:HD21	1.48	0.93

Continued on next page...

Continued from previous page...

Atom-1	Atom-2	Interatomic distance (Å)	Clash overlap (Å)
1:N:219:PHE:HB3	1:N:312:VAL:HA	1.51	0.93
1:O:544:ARG:HD3	1:O:553:LEU:HD21	1.50	0.93
1:P:352:ASN:ND2	1:P:586:GLN:H	1.67	0.93
1:P:555:GLU:O	1:P:556:THR:HG23	1.69	0.93
1:A:555:GLU:O	1:A:556:THR:HG23	1.69	0.93
1:B:448:PRO:O	1:B:449:ARG:HB2	1.65	0.93
1:B:510:VAL:CG1	1:B:511:PHE:H	1.82	0.93
1:C:352:ASN:ND2	1:C:586:GLN:H	1.67	0.93
1:I:352:ASN:ND2	1:I:586:GLN:H	1.67	0.93
1:I:510:VAL:HG12	1:I:511:PHE:N	1.76	0.93
1:I:544:ARG:HD3	1:I:553:LEU:HD21	1.50	0.93
1:J:352:ASN:ND2	1:J:586:GLN:H	1.67	0.93
1:L:544:ARG:HD3	1:L:553:LEU:HD21	1.51	0.93
1:M:510:VAL:CG1	1:M:511:PHE:H	1.82	0.93
1:Q:555:GLU:O	1:Q:556:THR:HG23	1.69	0.93
1:S:352:ASN:ND2	1:S:586:GLN:H	1.67	0.93
1:T:448:PRO:O	1:T:449:ARG:CB	2.13	0.93
1:A:219:PHE:HB3	1:A:312:VAL:HA	1.51	0.93
1:L:510:VAL:CG1	1:L:511:PHE:H	1.82	0.93
1:N:555:GLU:O	1:N:556:THR:HG23	1.69	0.93
1:R:219:PHE:HB3	1:R:312:VAL:HA	1.50	0.93
1:R:352:ASN:ND2	1:R:586:GLN:H	1.67	0.93
1:S:510:VAL:CG1	1:S:511:PHE:H	1.82	0.93
1:T:352:ASN:ND2	1:T:586:GLN:H	1.67	0.93
1:B:219:PHE:HB3	1:B:312:VAL:HA	1.50	0.92
1:C:292:TYR:HE2	1:K:311:THR:HG21	0.81	0.92
1:E:474:ARG:H	1:E:524:ASP:HA	1.33	0.92
1:F:510:VAL:CG1	1:F:511:PHE:H	1.82	0.92
1:S:324:LEU:CD1	1:T:271:LEU:HB3	1.98	0.92
1:B:544:ARG:HD3	1:B:553:LEU:HD21	1.50	0.92
1:H:352:ASN:ND2	1:H:586:GLN:H	1.67	0.92
1:K:271:LEU:HB3	1:N:324:LEU:CD1	1.98	0.92
1:Q:200:TYR:OH	1:R:328:PRO:HG2	1.69	0.92
1:G:172:PHE:HB2	1:N:253:HIS:HE1	1.35	0.92
1:K:352:ASN:ND2	1:K:586:GLN:H	1.67	0.92
1:M:352:ASN:ND2	1:M:586:GLN:H	1.67	0.92
1:N:510:VAL:CG1	1:N:511:PHE:H	1.82	0.92
1:O:510:VAL:CG1	1:O:511:PHE:H	1.82	0.92
1:R:544:ARG:HD3	1:R:553:LEU:HD21	1.50	0.92
1:R:555:GLU:O	1:R:556:THR:HG23	1.69	0.92
1:T:510:VAL:CG1	1:T:511:PHE:H	1.82	0.92

Continued on next page...

Continued from previous page...

Atom-1	Atom-2	Interatomic distance (Å)	Clash overlap (Å)
1:C:474:ARG:H	1:C:524:ASP:HA	1.33	0.92
1:D:474:ARG:H	1:D:524:ASP:HA	1.33	0.92
1:F:200:TYR:OH	1:N:328:PRO:HG2	1.69	0.92
1:H:510:VAL:CG1	1:H:511:PHE:H	1.82	0.92
1:M:577:ILE:HG13	1:M:578:ARG:H	1.33	0.92
1:Q:387:ARG:HH22	1:R:348:LEU:HD23	1.31	0.92
1:A:200:TYR:OH	1:E:328:PRO:HG2	1.69	0.92
1:E:544:ARG:HD3	1:E:553:LEU:HD21	1.51	0.92
1:F:219:PHE:HB3	1:F:312:VAL:HA	1.51	0.92
1:F:544:ARG:HD3	1:F:553:LEU:HD21	1.50	0.92
1:K:219:PHE:HB3	1:K:312:VAL:HA	1.51	0.92
1:K:555:GLU:O	1:K:556:THR:HG23	1.69	0.92
1:M:544:ARG:HD3	1:M:553:LEU:HD21	1.51	0.92
1:Q:510:VAL:CG1	1:Q:511:PHE:H	1.82	0.92
1:B:165:GLU:OE1	1:D:325:LEU:CG	2.18	0.92
1:B:200:TYR:OH	1:D:328:PRO:HG2	1.69	0.92
1:E:219:PHE:HB3	1:E:312:VAL:HA	1.51	0.92
1:F:348:LEU:HD23	1:N:387:ARG:HH22	1.31	0.92
1:F:352:ASN:ND2	1:F:586:GLN:H	1.67	0.92
1:H:555:GLU:O	1:H:556:THR:HG23	1.69	0.92
1:L:328:PRO:HG2	1:S:200:TYR:OH	1.69	0.92
1:N:577:ILE:HG13	1:N:578:ARG:H	1.32	0.92
1:Q:165:GLU:OE1	1:R:325:LEU:CG	2.18	0.92
1:T:555:GLU:O	1:T:556:THR:HG23	1.69	0.92
1:B:253:HIS:HE1	1:Q:172:PHE:HB2	1.35	0.92
1:D:271:LEU:HB3	1:L:324:LEU:CD1	1.98	0.92
1:E:439:THR:HG1	1:E:457:ILE:HG12	1.11	0.92
1:F:328:PRO:HG2	1:N:200:TYR:OH	1.69	0.92
1:F:555:GLU:O	1:F:556:THR:HG23	1.69	0.92
1:G:555:GLU:O	1:G:556:THR:HG23	1.69	0.92
1:K:510:VAL:CG1	1:K:511:PHE:H	1.82	0.92
1:M:555:GLU:O	1:M:556:THR:HG23	1.69	0.92
1:N:544:ARG:HD3	1:N:553:LEU:HD21	1.50	0.92
1:Q:577:ILE:HG13	1:Q:578:ARG:H	1.33	0.92
1:A:510:VAL:CG1	1:A:511:PHE:H	1.82	0.92
1:C:510:VAL:CG1	1:C:511:PHE:H	1.82	0.92
1:I:510:VAL:CG1	1:I:511:PHE:H	1.82	0.92
1:L:165:GLU:OE1	1:S:325:LEU:CG	2.18	0.92
1:Q:352:ASN:ND2	1:Q:586:GLN:H	1.67	0.92
1:R:474:ARG:H	1:R:524:ASP:HA	1.33	0.92
1:S:451:TYR:CA	1:S:458:VAL:CG2	2.37	0.92

Continued on next page...

Continued from previous page...

Atom-1	Atom-2	Interatomic distance (Å)	Clash overlap (Å)
1:A:172:PHE:HB2	1:J:253:HIS:HE1	1.35	0.92
1:B:474:ARG:H	1:B:524:ASP:HA	1.33	0.92
1:D:352:ASN:ND2	1:D:586:GLN:H	1.67	0.92
1:D:555:GLU:O	1:D:556:THR:HG23	1.69	0.92
1:L:200:TYR:OH	1:S:328:PRO:HG2	1.69	0.92
1:A:190:LYS:CB	1:A:652:LEU:HD13	1.77	0.92
1:A:325:LEU:CG	1:E:165:GLU:OE1	2.18	0.92
1:D:253:HIS:HE1	1:S:172:PHE:HB2	1.35	0.92
1:F:474:ARG:H	1:F:524:ASP:HA	1.33	0.92
1:G:510:VAL:CG1	1:G:511:PHE:H	1.82	0.92
1:H:172:PHE:HB2	1:O:253:HIS:HE1	1.35	0.92
1:L:219:PHE:HB3	1:L:312:VAL:HA	1.51	0.92
1:O:352:ASN:ND2	1:O:586:GLN:H	1.67	0.92
1:P:439:THR:HG1	1:P:457:ILE:HG12	1.09	0.92
1:P:448:PRO:O	1:P:449:ARG:CB	2.13	0.92
1:Q:328:PRO:HG2	1:R:200:TYR:OH	1.69	0.92
1:Q:348:LEU:HD23	1:R:387:ARG:HH22	1.31	0.92
1:F:165:GLU:OE1	1:N:325:LEU:CG	2.18	0.91
1:B:555:GLU:O	1:B:556:THR:HG23	1.69	0.91
1:E:555:GLU:O	1:E:556:THR:HG23	1.69	0.91
1:K:464:LYS:HA	1:K:533:THR:HG21	1.53	0.91
1:P:544:ARG:HD3	1:P:553:LEU:HD21	1.50	0.91
1:S:544:ARG:HD3	1:S:553:LEU:HD21	1.51	0.91
1:A:275:LEU:HD11	1:L:275:LEU:HA	1.16	0.91
1:F:172:PHE:HB2	1:K:253:HIS:HE1	1.35	0.91
1:H:219:PHE:HB3	1:H:312:VAL:HA	1.51	0.91
1:H:253:HIS:HE1	1:T:172:PHE:HB2	1.35	0.91
1:K:411:PHE:HD1	1:K:418:ASP:HB3	1.05	0.91
1:Q:325:LEU:CG	1:R:165:GLU:OE1	2.18	0.91
1:Q:464:LYS:HA	1:Q:533:THR:HG21	1.53	0.91
1:R:448:PRO:O	1:R:449:ARG:CB	2.13	0.91
1:L:325:LEU:CG	1:S:165:GLU:OE1	2.18	0.91
1:M:253:HIS:HE1	1:R:172:PHE:HB2	1.35	0.91
1:A:464:LYS:HA	1:A:533:THR:HG21	1.52	0.91
1:A:544:ARG:HD3	1:A:553:LEU:HD21	1.50	0.91
1:E:253:HIS:HE1	1:O:172:PHE:HB2	1.35	0.91
1:G:464:LYS:HA	1:G:533:THR:HG21	1.53	0.91
1:N:172:PHE:HB2	1:R:253:HIS:HE1	1.35	0.91
1:B:271:LEU:HB3	1:R:324:LEU:HD21	1.48	0.91
1:G:474:ARG:H	1:G:524:ASP:HA	1.33	0.91
1:G:577:ILE:HG13	1:G:578:ARG:H	1.33	0.91

Continued on next page...

Continued from previous page...

Atom-1	Atom-2	Interatomic distance (Å)	Clash overlap (Å)
1:P:172:PHE:HB2	1:Q:253:HIS:HE1	1.35	0.91
1:P:577:ILE:HG13	1:P:578:ARG:H	1.33	0.91
1:S:464:LYS:HA	1:S:533:THR:HG21	1.52	0.91
1:B:325:LEU:CG	1:D:165:GLU:OE1	2.18	0.91
1:H:555:GLU:O	1:H:556:THR:CG2	2.19	0.91
1:J:219:PHE:HB3	1:J:312:VAL:HA	1.51	0.91
1:J:510:VAL:CG1	1:J:511:PHE:H	1.82	0.91
1:J:577:ILE:HG13	1:J:578:ARG:H	1.33	0.91
1:O:577:ILE:HG13	1:O:578:ARG:H	1.33	0.91
1:Q:439:THR:HG1	1:Q:457:ILE:HG12	1.09	0.91
1:D:219:PHE:HB3	1:D:312:VAL:HA	1.51	0.91
1:J:464:LYS:HA	1:J:533:THR:HG21	1.53	0.91
1:M:464:LYS:HA	1:M:533:THR:HG21	1.52	0.91
1:P:510:VAL:CG1	1:P:511:PHE:H	1.82	0.91
1:S:555:GLU:O	1:S:556:THR:CG2	2.19	0.91
1:B:555:GLU:O	1:B:556:THR:CG2	2.19	0.91
1:E:172:PHE:HB2	1:L:253:HIS:HE1	1.35	0.91
1:I:219:PHE:HB3	1:I:312:VAL:HA	1.51	0.91
1:K:190:LYS:CB	1:K:652:LEU:HD13	1.77	0.91
1:L:352:ASN:ND2	1:L:586:GLN:H	1.67	0.91
1:L:555:GLU:O	1:L:556:THR:HG23	1.69	0.91
1:N:555:GLU:O	1:N:556:THR:CG2	2.19	0.91
1:B:439:THR:HG23	1:B:457:ILE:HD11	1.53	0.91
1:E:510:VAL:CG1	1:E:511:PHE:H	1.82	0.91
1:J:555:GLU:O	1:J:556:THR:CG2	2.19	0.91
1:M:190:LYS:CB	1:M:652:LEU:HD13	1.77	0.91
1:O:555:GLU:O	1:O:556:THR:HG23	1.69	0.91
1:B:328:PRO:HG2	1:D:200:TYR:OH	1.69	0.90
1:C:555:GLU:O	1:C:556:THR:HG23	1.69	0.90
1:E:577:ILE:HG13	1:E:578:ARG:H	1.33	0.90
1:F:325:LEU:CG	1:N:165:GLU:OE1	2.18	0.90
1:H:464:LYS:HA	1:H:533:THR:HG21	1.53	0.90
1:I:555:GLU:O	1:I:556:THR:HG23	1.69	0.90
1:K:544:ARG:HD3	1:K:553:LEU:HD21	1.50	0.90
1:N:352:ASN:ND2	1:N:586:GLN:H	1.67	0.90
1:O:219:PHE:HB3	1:O:312:VAL:HA	1.51	0.90
1:O:555:GLU:O	1:O:556:THR:CG2	2.19	0.90
1:P:555:GLU:O	1:P:556:THR:CG2	2.19	0.90
1:Q:219:PHE:HB3	1:Q:312:VAL:HA	1.51	0.90
1:S:439:THR:HG23	1:S:457:ILE:HD11	1.53	0.90
1:B:352:ASN:ND2	1:B:586:GLN:H	1.67	0.90

Continued on next page...

Continued from previous page...

Atom-1	Atom-2	Interatomic distance (Å)	Clash overlap (Å)
1:D:464:LYS:HA	1:D:533:THR:HG21	1.53	0.90
1:I:555:GLU:O	1:I:556:THR:CG2	2.19	0.90
1:J:439:THR:HG23	1:J:457:ILE:HD11	1.53	0.90
1:L:348:LEU:HD23	1:S:387:ARG:HH22	1.31	0.90
1:O:439:THR:HG1	1:O:457:ILE:HG12	1.23	0.90
1:R:555:GLU:O	1:R:556:THR:CG2	2.19	0.90
1:A:259:ARG:HH12	1:B:259:ARG:HA	1.37	0.90
1:B:259:ARG:HH12	1:Q:259:ARG:HA	1.37	0.90
1:D:439:THR:HG23	1:D:457:ILE:CD1	2.02	0.90
1:K:439:THR:HG23	1:K:457:ILE:HD11	1.53	0.90
1:P:259:ARG:HA	1:Q:259:ARG:HH12	1.37	0.90
1:S:326:LYS:HG3	1:T:237:PRO:HG3	1.54	0.90
1:T:439:THR:HG23	1:T:457:ILE:CD1	2.02	0.90
1:T:555:GLU:O	1:T:556:THR:CG2	2.19	0.90
1:A:165:GLU:OE1	1:E:325:LEU:CG	2.18	0.90
1:B:439:THR:HG23	1:B:457:ILE:CD1	2.02	0.90
1:E:439:THR:HG23	1:E:457:ILE:HD11	1.53	0.90
1:F:387:ARG:HH22	1:N:348:LEU:HD23	1.31	0.90
1:I:439:THR:HG23	1:I:457:ILE:CD1	2.02	0.90
1:M:219:PHE:HB3	1:M:312:VAL:HA	1.51	0.90
1:N:464:LYS:HA	1:N:533:THR:HG21	1.52	0.90
1:P:190:LYS:CB	1:P:652:LEU:CD1	2.49	0.90
1:B:464:LYS:HA	1:B:533:THR:HG21	1.52	0.90
1:G:253:HIS:HE1	1:I:172:PHE:HB2	1.35	0.90
1:K:439:THR:HG23	1:K:457:ILE:CD1	2.02	0.90
1:L:555:GLU:O	1:L:556:THR:CG2	2.19	0.90
1:A:326:LYS:HG3	1:L:237:PRO:HG3	1.54	0.90
1:A:328:PRO:HG2	1:E:200:TYR:OH	1.69	0.90
1:A:555:GLU:O	1:A:556:THR:CG2	2.19	0.90
1:B:411:PHE:HD1	1:B:418:ASP:HB3	1.05	0.90
1:C:555:GLU:O	1:C:556:THR:CG2	2.19	0.90
1:E:439:THR:HG23	1:E:457:ILE:CD1	2.02	0.90
1:G:555:GLU:O	1:G:556:THR:CG2	2.19	0.90
1:M:439:THR:HG23	1:M:457:ILE:CD1	2.02	0.90
1:M:555:GLU:O	1:M:556:THR:CG2	2.19	0.90
1:P:439:THR:HG23	1:P:457:ILE:HD11	1.53	0.90
1:T:190:LYS:CB	1:T:652:LEU:CD1	2.49	0.90
1:G:439:THR:HG23	1:G:457:ILE:CD1	2.02	0.90
1:J:439:THR:HG23	1:J:457:ILE:CD1	2.02	0.90
1:L:474:ARG:H	1:L:524:ASP:HA	1.32	0.90
1:N:439:THR:HG23	1:N:457:ILE:CD1	2.02	0.90

Continued on next page...

Continued from previous page...

Atom-1	Atom-2	Interatomic distance (Å)	Clash overlap (Å)
1:O:439:THR:HG23	1:O:457:ILE:CD1	2.02	0.90
1:D:544:ARG:HD3	1:D:553:LEU:HD21	1.50	0.90
1:E:259:ARG:HA	1:L:259:ARG:HH12	1.37	0.90
1:F:190:LYS:CB	1:F:652:LEU:CD1	2.49	0.90
1:G:352:ASN:ND2	1:G:586:GLN:H	1.67	0.90
1:J:544:ARG:HD3	1:J:553:LEU:HD21	1.50	0.90
1:L:439:THR:HG23	1:L:457:ILE:CD1	2.02	0.90
1:E:190:LYS:CB	1:E:652:LEU:CD1	2.49	0.90
1:E:230:LYS:HG2	1:O:222:SER:HB2	1.54	0.90
1:F:555:GLU:O	1:F:556:THR:CG2	2.19	0.90
1:G:259:ARG:HH12	1:I:259:ARG:HA	1.37	0.90
1:H:544:ARG:HD3	1:H:553:LEU:HD21	1.51	0.90
1:K:555:GLU:O	1:K:556:THR:CG2	2.19	0.90
1:M:439:THR:HG23	1:M:457:ILE:HD11	1.53	0.90
1:S:190:LYS:CB	1:S:652:LEU:HD13	1.77	0.90
1:B:348:LEU:HD23	1:D:387:ARG:HH22	1.31	0.90
1:D:439:THR:HG23	1:D:457:ILE:HD11	1.53	0.90
1:G:439:THR:HG23	1:G:457:ILE:HD11	1.53	0.90
1:H:259:ARG:HH12	1:T:259:ARG:HA	1.37	0.90
1:I:259:ARG:HH12	1:M:259:ARG:HA	1.37	0.90
1:I:439:THR:HG23	1:I:457:ILE:HD11	1.53	0.90
1:S:190:LYS:CB	1:S:652:LEU:CD1	2.49	0.90
1:B:326:LYS:HG3	1:F:237:PRO:HG3	1.54	0.89
1:D:259:ARG:HH12	1:S:259:ARG:HA	1.37	0.89
1:H:222:SER:HB2	1:O:230:LYS:HG2	1.54	0.89
1:I:464:LYS:HA	1:I:533:THR:HG21	1.53	0.89
1:K:577:ILE:HG13	1:K:578:ARG:H	1.33	0.89
1:C:439:THR:HG23	1:C:457:ILE:HD11	1.53	0.89
1:D:172:PHE:HB2	1:F:253:HIS:HE1	1.35	0.89
1:D:555:GLU:O	1:D:556:THR:CG2	2.19	0.89
1:G:222:SER:HB2	1:N:230:LYS:HG2	1.54	0.89
1:L:172:PHE:HB2	1:T:253:HIS:HE1	1.35	0.89
1:L:190:LYS:CB	1:L:652:LEU:CD1	2.49	0.89
1:Q:555:GLU:O	1:Q:556:THR:CG2	2.19	0.89
1:A:236:VAL:HG23	1:A:286:SER:HB2	1.55	0.89
1:C:439:THR:HG23	1:C:457:ILE:CD1	2.02	0.89
1:E:259:ARG:HH12	1:O:259:ARG:HA	1.37	0.89
1:F:222:SER:HB2	1:K:230:LYS:HG2	1.54	0.89
1:N:222:SER:HB2	1:R:230:LYS:HG2	1.54	0.89
1:P:464:LYS:HA	1:P:533:THR:HG21	1.53	0.89
1:Q:439:THR:HG23	1:Q:457:ILE:HD11	1.53	0.89

Continued on next page...

Continued from previous page...

Atom-1	Atom-2	Interatomic distance (Å)	Clash overlap (Å)
1:Q:605:SER:HB3	1:Q:650:ILE:HG23	1.54	0.89
1:A:348:LEU:HD23	1:E:387:ARG:HH22	1.31	0.89
1:A:605:SER:HB3	1:A:650:ILE:HG23	1.55	0.89
1:B:190:LYS:CB	1:B:652:LEU:CD1	2.49	0.89
1:C:253:HIS:HE1	1:K:172:PHE:HB2	1.35	0.89
1:E:326:LYS:HG3	1:J:237:PRO:HG3	1.54	0.89
1:E:555:GLU:O	1:E:556:THR:CG2	2.19	0.89
1:G:230:LYS:HG2	1:I:222:SER:HB2	1.54	0.89
1:H:230:LYS:HG2	1:T:222:SER:HB2	1.54	0.89
1:H:439:THR:HG23	1:H:457:ILE:CD1	2.02	0.89
1:I:230:LYS:HG2	1:M:222:SER:HB2	1.54	0.89
1:Q:165:GLU:OE1	1:R:325:LEU:HD22	1.49	0.89
1:R:236:VAL:HG23	1:R:286:SER:HB2	1.54	0.89
1:R:439:THR:HG23	1:R:457:ILE:CD1	2.02	0.89
1:E:464:LYS:HA	1:E:533:THR:HG21	1.53	0.89
1:F:236:VAL:HG23	1:F:286:SER:HB2	1.54	0.89
1:G:236:VAL:HG23	1:G:286:SER:HB2	1.54	0.89
1:G:259:ARG:HA	1:N:259:ARG:HH12	1.37	0.89
1:L:464:LYS:HA	1:L:533:THR:HG21	1.53	0.89
1:Q:236:VAL:HG23	1:Q:286:SER:HB2	1.54	0.89
1:A:253:HIS:HE1	1:B:172:PHE:HB2	1.35	0.89
1:D:342:ILE:HD13	1:D:609:TYR:CE2	2.08	0.89
1:E:222:SER:HB2	1:L:230:LYS:HG2	1.54	0.89
1:F:439:THR:HG23	1:F:457:ILE:CD1	2.02	0.89
1:F:464:LYS:HA	1:F:533:THR:HG21	1.52	0.89
1:H:439:THR:HG1	1:H:457:ILE:HG12	1.13	0.89
1:L:605:SER:HB3	1:L:650:ILE:HG23	1.55	0.89
1:O:464:LYS:HA	1:O:533:THR:HG21	1.53	0.89
1:B:230:LYS:HG2	1:Q:222:SER:HB2	1.54	0.89
1:C:172:PHE:HB2	1:S:253:HIS:HE1	1.35	0.89
1:C:464:LYS:HA	1:C:533:THR:HG21	1.53	0.89
1:I:236:VAL:HG23	1:I:286:SER:HB2	1.55	0.89
1:J:172:PHE:HB2	1:P:253:HIS:HE1	1.35	0.89
1:J:222:SER:HB2	1:P:230:LYS:HG2	1.54	0.89
1:N:342:ILE:HD13	1:N:609:TYR:CE2	2.08	0.89
1:O:236:VAL:HG23	1:O:286:SER:HB2	1.55	0.89
1:P:439:THR:HG23	1:P:457:ILE:CD1	2.02	0.89
1:P:605:SER:HB3	1:P:650:ILE:HG23	1.55	0.89
1:R:464:LYS:HA	1:R:533:THR:HG21	1.53	0.89
1:T:219:PHE:HB3	1:T:312:VAL:HA	1.51	0.89
1:A:222:SER:HB2	1:J:230:LYS:HG2	1.54	0.89

Continued on next page...

Continued from previous page...

Atom-1	Atom-2	Interatomic distance (Å)	Clash overlap (Å)
1:C:342:ILE:HD13	1:C:609:TYR:CE2	2.08	0.89
1:F:259:ARG:HA	1:K:259:ARG:HH12	1.37	0.89
1:F:326:LYS:HG3	1:R:237:PRO:HG3	1.54	0.89
1:K:342:ILE:HD13	1:K:609:TYR:CE2	2.08	0.89
1:M:190:LYS:CB	1:M:652:LEU:CD1	2.49	0.89
1:R:190:LYS:CB	1:R:652:LEU:CD1	2.49	0.89
1:S:236:VAL:HG23	1:S:286:SER:HB2	1.54	0.89
1:C:222:SER:HB2	1:S:230:LYS:HG2	1.54	0.89
1:C:605:SER:HB3	1:C:650:ILE:HG23	1.54	0.89
1:D:416:ILE:HD12	1:D:416:ILE:H	1.38	0.89
1:I:416:ILE:H	1:I:416:ILE:HD12	1.38	0.89
1:K:190:LYS:CB	1:K:652:LEU:CD1	2.49	0.89
1:L:416:ILE:HD12	1:L:416:ILE:H	1.38	0.89
1:M:230:LYS:HG2	1:R:222:SER:HB2	1.54	0.89
1:R:439:THR:HG23	1:R:457:ILE:HD11	1.53	0.89
1:S:439:THR:HG23	1:S:457:ILE:CD1	2.02	0.89
1:T:342:ILE:HD13	1:T:609:TYR:CE2	2.08	0.89
1:A:342:ILE:HD13	1:A:609:TYR:CE2	2.08	0.89
1:A:439:THR:HG23	1:A:457:ILE:CD1	2.02	0.89
1:C:259:ARG:HA	1:S:259:ARG:HH12	1.37	0.89
1:D:230:LYS:HG2	1:S:222:SER:HB2	1.54	0.89
1:D:605:SER:HB3	1:D:650:ILE:HG23	1.55	0.89
1:I:605:SER:HB3	1:I:650:ILE:HG23	1.55	0.89
1:K:237:PRO:HG3	1:N:326:LYS:HG3	1.54	0.89
1:L:222:SER:HB2	1:T:230:LYS:HG2	1.54	0.89
1:P:236:VAL:HG23	1:P:286:SER:HB2	1.54	0.89
1:P:342:ILE:HD13	1:P:609:TYR:CE2	2.08	0.89
1:A:287:LEU:HD12	1:A:288:VAL:H	1.38	0.88
1:H:259:ARG:HA	1:O:259:ARG:HH12	1.37	0.88
1:I:190:LYS:CB	1:I:652:LEU:CD1	2.49	0.88
1:M:236:VAL:HG23	1:M:286:SER:HB2	1.55	0.88
1:Q:439:THR:HG23	1:Q:457:ILE:CD1	2.02	0.88
1:T:439:THR:HG23	1:T:457:ILE:HD11	1.53	0.88
1:T:464:LYS:HA	1:T:533:THR:HG21	1.53	0.88
1:D:237:PRO:CD	1:L:327:PRO:HG3	1.98	0.88
1:H:342:ILE:HD13	1:H:609:TYR:CE2	2.08	0.88
1:M:342:ILE:HD13	1:M:609:TYR:CE2	2.08	0.88
1:N:439:THR:HG23	1:N:457:ILE:HD11	1.53	0.88
1:O:342:ILE:HD13	1:O:609:TYR:CE2	2.08	0.88
1:Q:342:ILE:HD13	1:Q:609:TYR:CE2	2.08	0.88
1:E:605:SER:HB3	1:E:650:ILE:HG23	1.55	0.88

Continued on next page...

Continued from previous page...

Atom-1	Atom-2	Interatomic distance (Å)	Clash overlap (Å)
1:G:190:LYS:CB	1:G:652:LEU:CD1	2.49	0.88
1:L:342:ILE:HD13	1:L:609:TYR:CE2	2.08	0.88
1:L:439:THR:HG23	1:L:457:ILE:HD11	1.53	0.88
1:A:259:ARG:HA	1:J:259:ARG:HH12	1.37	0.88
1:D:237:PRO:HG3	1:L:326:LYS:HG3	1.54	0.88
1:F:439:THR:HG23	1:F:457:ILE:HD11	1.53	0.88
1:T:416:ILE:H	1:T:416:ILE:HD12	1.39	0.88
1:D:259:ARG:HA	1:F:259:ARG:HH12	1.37	0.88
1:I:342:ILE:HD13	1:I:609:TYR:CE2	2.08	0.88
1:M:237:PRO:HG3	1:Q:326:LYS:HG3	1.54	0.88
1:O:416:ILE:HD12	1:O:416:ILE:H	1.38	0.88
1:Q:416:ILE:H	1:Q:416:ILE:HD12	1.38	0.88
1:S:416:ILE:HD12	1:S:416:ILE:H	1.39	0.88
1:A:439:THR:HG23	1:A:457:ILE:HD11	1.53	0.88
1:J:190:LYS:CB	1:J:652:LEU:CD1	2.49	0.88
1:J:342:ILE:HD13	1:J:609:TYR:CE2	2.08	0.88
1:K:236:VAL:HG23	1:K:286:SER:HB2	1.55	0.88
1:M:259:ARG:HH12	1:R:259:ARG:HA	1.37	0.88
1:P:222:SER:HB2	1:Q:230:LYS:HG2	1.54	0.88
1:P:416:ILE:H	1:P:416:ILE:HD12	1.38	0.88
1:T:236:VAL:HG23	1:T:286:SER:HB2	1.54	0.88
1:C:230:LYS:HG2	1:K:222:SER:HB2	1.54	0.88
1:D:190:LYS:CB	1:D:652:LEU:CD1	2.49	0.88
1:G:605:SER:HB3	1:G:650:ILE:HG23	1.55	0.88
1:H:287:LEU:HD12	1:H:288:VAL:H	1.38	0.88
1:L:259:ARG:HA	1:T:259:ARG:HH12	1.37	0.88
1:S:342:ILE:HD13	1:S:609:TYR:CE2	2.08	0.88
1:A:190:LYS:CB	1:A:652:LEU:CD1	2.50	0.88
1:C:236:VAL:HG23	1:C:286:SER:HB2	1.55	0.88
1:C:259:ARG:HH12	1:K:259:ARG:HA	1.37	0.88
1:G:287:LEU:HD12	1:G:288:VAL:H	1.38	0.88
1:J:259:ARG:HA	1:P:259:ARG:HH12	1.37	0.88
1:M:605:SER:HB3	1:M:650:ILE:HG23	1.55	0.88
1:G:416:ILE:H	1:G:416:ILE:HD12	1.38	0.88
1:N:190:LYS:CB	1:N:652:LEU:CD1	2.49	0.88
1:N:416:ILE:H	1:N:416:ILE:HD12	1.38	0.88
1:O:190:LYS:CB	1:O:652:LEU:CD1	2.49	0.88
1:R:342:ILE:HD13	1:R:609:TYR:CE2	2.08	0.88
1:H:439:THR:HG23	1:H:457:ILE:HD11	1.53	0.88
1:N:236:VAL:HG23	1:N:286:SER:HB2	1.55	0.88
1:G:342:ILE:HD13	1:G:609:TYR:CE2	2.08	0.87

Continued on next page...

Continued from previous page...

Atom-1	Atom-2	Interatomic distance (Å)	Clash overlap (Å)
1:I:253:HIS:HE1	1:M:172:PHE:HB2	1.35	0.87
1:L:287:LEU:HD12	1:L:288:VAL:H	1.38	0.87
1:L:387:ARG:HH22	1:S:348:LEU:HD23	1.31	0.87
1:O:439:THR:HG23	1:O:457:ILE:HD11	1.53	0.87
1:A:237:PRO:HG3	1:D:326:LYS:HG3	1.54	0.87
1:B:605:SER:HB3	1:B:650:ILE:HG23	1.55	0.87
1:C:427:SER:HG	1:C:429:LEU:HD21	1.33	0.87
1:E:342:ILE:HD13	1:E:609:TYR:CE2	2.08	0.87
1:F:342:ILE:HD13	1:F:609:TYR:CE2	2.08	0.87
1:I:451:TYR:CA	1:I:458:VAL:CG2	2.36	0.87
1:R:416:ILE:H	1:R:416:ILE:HD12	1.39	0.87
1:B:236:VAL:HG23	1:B:286:SER:HB2	1.54	0.87
1:C:190:LYS:CB	1:C:652:LEU:CD1	2.49	0.87
1:L:236:VAL:HG23	1:L:286:SER:HB2	1.55	0.87
1:N:605:SER:HB3	1:N:650:ILE:HG23	1.55	0.87
1:R:605:SER:HB3	1:R:650:ILE:HG23	1.55	0.87
1:B:342:ILE:HD13	1:B:609:TYR:CE2	2.08	0.87
1:B:416:ILE:H	1:B:416:ILE:HD12	1.39	0.87
1:K:437:VAL:HG11	1:K:439:THR:HG22	1.57	0.87
1:R:451:TYR:N	1:R:458:VAL:HG21	1.80	0.87
1:N:226:VAL:CG2	1:R:226:VAL:HG13	2.05	0.87
1:E:416:ILE:H	1:E:416:ILE:HD12	1.39	0.87
1:G:226:VAL:CG2	1:N:226:VAL:HG13	2.05	0.87
1:J:605:SER:HB3	1:J:650:ILE:HG23	1.54	0.87
1:A:439:THR:HG1	1:A:457:ILE:HG12	1.35	0.87
1:C:287:LEU:HD12	1:C:288:VAL:H	1.38	0.87
1:H:190:LYS:CB	1:H:652:LEU:CD1	2.49	0.87
1:H:226:VAL:HG13	1:T:226:VAL:CG2	2.05	0.87
1:I:226:VAL:HG13	1:M:226:VAL:CG2	2.05	0.87
1:J:236:VAL:HG23	1:J:286:SER:HB2	1.55	0.87
1:N:259:ARG:HA	1:R:259:ARG:HH12	1.37	0.87
1:F:605:SER:HB3	1:F:650:ILE:HG23	1.55	0.87
1:G:427:SER:HG	1:G:429:LEU:HD21	1.37	0.87
1:P:437:VAL:HG11	1:P:439:THR:HG22	1.57	0.87
1:S:437:VAL:HG11	1:S:439:THR:HG22	1.57	0.87
1:D:236:VAL:HG23	1:D:286:SER:HB2	1.55	0.87
1:F:503:ILE:HG23	1:F:550:ILE:HD12	1.57	0.87
1:H:218:ARG:HB2	1:H:265:VAL:HG22	1.57	0.87
1:H:236:VAL:HG23	1:H:286:SER:HB2	1.54	0.87
1:M:287:LEU:HD12	1:M:288:VAL:H	1.38	0.87
1:Q:221:ILE:HG22	1:Q:310:VAL:HG22	1.57	0.87

Continued on next page...

Continued from previous page...

Atom-1	Atom-2	Interatomic distance (Å)	Clash overlap (Å)
1:A:230:LYS:HG2	1:B:222:SER:HB2	1.54	0.86
1:A:437:VAL:HG11	1:A:439:THR:HG22	1.57	0.86
1:C:437:VAL:HG11	1:C:439:THR:HG22	1.57	0.86
1:F:416:ILE:H	1:F:416:ILE:HD12	1.39	0.86
1:H:416:ILE:HD12	1:H:416:ILE:H	1.38	0.86
1:H:605:SER:HB3	1:H:650:ILE:HG23	1.55	0.86
1:S:605:SER:HB3	1:S:650:ILE:HG23	1.54	0.86
1:B:287:LEU:HD12	1:B:288:VAL:H	1.38	0.86
1:C:416:ILE:H	1:C:416:ILE:HD12	1.39	0.86
1:D:275:LEU:HA	1:L:275:LEU:HD11	1.16	0.86
1:I:503:ILE:HG23	1:I:550:ILE:HD12	1.57	0.86
1:M:416:ILE:H	1:M:416:ILE:HD12	1.39	0.86
1:Q:503:ILE:HG23	1:Q:550:ILE:HD12	1.57	0.86
1:B:237:PRO:HG3	1:R:326:LYS:HG3	1.54	0.86
1:B:387:ARG:HH22	1:D:348:LEU:HD23	1.31	0.86
1:L:226:VAL:CG2	1:T:226:VAL:HG13	2.05	0.86
1:N:437:VAL:HG11	1:N:439:THR:HG22	1.57	0.86
1:O:221:ILE:HG22	1:O:310:VAL:HG22	1.58	0.86
1:P:503:ILE:HG23	1:P:550:ILE:HD12	1.57	0.86
1:T:503:ILE:HG23	1:T:550:ILE:HD12	1.57	0.86
1:C:218:ARG:HB2	1:C:265:VAL:HG22	1.57	0.86
1:D:222:SER:HB2	1:F:230:LYS:HG2	1.54	0.86
1:E:236:VAL:HG23	1:E:286:SER:HB2	1.54	0.86
1:M:451:TYR:N	1:M:458:VAL:HG21	1.80	0.86
1:B:218:ARG:HB2	1:B:265:VAL:HG22	1.58	0.86
1:B:226:VAL:HG13	1:Q:226:VAL:CG2	2.05	0.86
1:D:218:ARG:HB2	1:D:265:VAL:HG22	1.58	0.86
1:D:437:VAL:HG11	1:D:439:THR:HG22	1.57	0.86
1:H:437:VAL:HG11	1:H:439:THR:HG22	1.57	0.86
1:J:218:ARG:HB2	1:J:265:VAL:HG22	1.58	0.86
1:L:437:VAL:HG11	1:L:439:THR:HG22	1.57	0.86
1:O:218:ARG:HB2	1:O:265:VAL:HG22	1.57	0.86
1:A:387:ARG:HH12	1:E:348:LEU:HD23	1.41	0.86
1:H:226:VAL:CG2	1:O:226:VAL:HG13	2.05	0.86
1:J:221:ILE:HG22	1:J:310:VAL:HG22	1.57	0.86
1:Q:190:LYS:CB	1:Q:652:LEU:CD1	2.49	0.86
1:A:226:VAL:CG2	1:J:226:VAL:HG13	2.05	0.86
1:B:503:ILE:HG23	1:B:550:ILE:HD12	1.57	0.86
1:H:503:ILE:HG23	1:H:550:ILE:HD12	1.57	0.86
1:J:503:ILE:HG23	1:J:550:ILE:HD12	1.57	0.86
1:M:437:VAL:HG11	1:M:439:THR:HG22	1.57	0.86

Continued on next page...

Continued from previous page...

Atom-1	Atom-2	Interatomic distance (Å)	Clash overlap (Å)
1:S:275:LEU:HD11	1:T:275:LEU:HA	1.17	0.86
1:T:218:ARG:HB2	1:T:265:VAL:HG22	1.57	0.86
1:C:226:VAL:HG13	1:K:226:VAL:CG2	2.05	0.86
1:F:226:VAL:CG2	1:K:226:VAL:HG13	2.05	0.86
1:G:218:ARG:HB2	1:G:265:VAL:HG22	1.57	0.86
1:J:226:VAL:CG2	1:P:226:VAL:HG13	2.05	0.86
1:K:218:ARG:HB2	1:K:265:VAL:HG22	1.58	0.86
1:B:237:PRO:CD	1:R:327:PRO:HG3	1.98	0.86
1:F:287:LEU:HD12	1:F:288:VAL:H	1.38	0.86
1:G:437:VAL:HG11	1:G:439:THR:HG22	1.57	0.86
1:J:437:VAL:HG11	1:J:439:THR:HG22	1.57	0.86
1:Q:437:VAL:HG11	1:Q:439:THR:HG22	1.57	0.86
1:D:226:VAL:CG2	1:F:226:VAL:HG13	2.05	0.86
1:K:416:ILE:H	1:K:416:ILE:HD12	1.38	0.86
1:K:605:SER:HB3	1:K:650:ILE:HG23	1.54	0.86
1:B:221:ILE:HG22	1:B:310:VAL:HG22	1.57	0.85
1:E:631:VAL:HG12	1:E:633:VAL:H	1.41	0.85
1:I:631:VAL:HG12	1:I:633:VAL:H	1.41	0.85
1:L:503:ILE:HG23	1:L:550:ILE:HD12	1.57	0.85
1:M:218:ARG:HB2	1:M:265:VAL:HG22	1.57	0.85
1:P:287:LEU:HD12	1:P:288:VAL:H	1.38	0.85
1:A:416:ILE:H	1:A:416:ILE:HD12	1.38	0.85
1:F:221:ILE:HG22	1:F:310:VAL:HG22	1.57	0.85
1:G:226:VAL:HG13	1:I:226:VAL:CG2	2.05	0.85
1:I:437:VAL:HG11	1:I:439:THR:HG22	1.57	0.85
1:J:416:ILE:H	1:J:416:ILE:HD12	1.39	0.85
1:P:631:VAL:HG12	1:P:633:VAL:H	1.41	0.85
1:T:221:ILE:HG22	1:T:310:VAL:HG22	1.58	0.85
1:E:218:ARG:HB2	1:E:265:VAL:HG22	1.58	0.85
1:E:221:ILE:HG22	1:E:310:VAL:HG22	1.57	0.85
1:R:218:ARG:HB2	1:R:265:VAL:HG22	1.58	0.85
1:B:275:LEU:HD11	1:F:275:LEU:HA	1.17	0.85
1:D:451:TYR:N	1:D:458:VAL:HG21	1.80	0.85
1:E:503:ILE:HG23	1:E:550:ILE:HD12	1.57	0.85
1:N:218:ARG:HB2	1:N:265:VAL:HG22	1.57	0.85
1:T:190:LYS:CB	1:T:652:LEU:HD13	1.77	0.85
1:T:437:VAL:HG11	1:T:439:THR:HG22	1.57	0.85
1:A:327:PRO:HG3	1:L:237:PRO:CD	1.98	0.85
1:B:387:ARG:HH12	1:D:348:LEU:HD23	1.41	0.85
1:B:631:VAL:HG12	1:B:633:VAL:H	1.41	0.85
1:C:226:VAL:CG2	1:S:226:VAL:HG13	2.05	0.85

Continued on next page...

Continued from previous page...

Atom-1	Atom-2	Interatomic distance (Å)	Clash overlap (Å)
1:D:503:ILE:HG23	1:D:550:ILE:HD12	1.57	0.85
1:F:327:PRO:HG3	1:R:237:PRO:CD	1.98	0.85
1:K:287:LEU:HD12	1:K:288:VAL:H	1.39	0.85
1:Q:287:LEU:HD12	1:Q:288:VAL:H	1.38	0.85
1:A:226:VAL:HG13	1:B:226:VAL:CG2	2.05	0.85
1:A:387:ARG:HH22	1:E:348:LEU:HD23	1.31	0.85
1:C:631:VAL:HG12	1:C:633:VAL:H	1.41	0.85
1:E:226:VAL:CG2	1:L:226:VAL:HG13	2.05	0.85
1:G:221:ILE:HG22	1:G:310:VAL:HG22	1.58	0.85
1:O:605:SER:HB3	1:O:650:ILE:HG23	1.55	0.85
1:Q:387:ARG:HH12	1:R:348:LEU:HD23	1.41	0.85
1:Q:575:TYR:CA	1:R:480:LYS:HZ1	1.81	0.85
1:R:437:VAL:HG11	1:R:439:THR:HG22	1.57	0.85
1:L:218:ARG:HB2	1:L:265:VAL:HG22	1.58	0.85
1:N:631:VAL:HG12	1:N:633:VAL:H	1.41	0.85
1:P:226:VAL:CG2	1:Q:226:VAL:HG13	2.05	0.85
1:Q:631:VAL:HG12	1:Q:633:VAL:H	1.41	0.85
1:S:218:ARG:HB2	1:S:265:VAL:HG22	1.57	0.85
1:B:271:LEU:HD22	1:R:324:LEU:CD2	2.07	0.85
1:B:324:LEU:CD2	1:F:271:LEU:HD22	2.07	0.85
1:E:226:VAL:HG13	1:O:226:VAL:CG2	2.05	0.85
1:H:631:VAL:HG12	1:H:633:VAL:H	1.41	0.85
1:I:427:SER:HG	1:I:429:LEU:HD21	1.36	0.85
1:N:218:ARG:CB	1:N:265:VAL:HG22	2.07	0.85
1:P:218:ARG:HB2	1:P:265:VAL:HG22	1.58	0.85
1:B:437:VAL:HG11	1:B:439:THR:HG22	1.57	0.85
1:E:324:LEU:CD2	1:J:271:LEU:HD22	2.07	0.85
1:I:221:ILE:HG22	1:I:310:VAL:HG22	1.58	0.85
1:M:503:ILE:HG23	1:M:550:ILE:HD12	1.57	0.85
1:A:503:ILE:HG23	1:A:550:ILE:HD12	1.57	0.85
1:A:631:VAL:HG12	1:A:633:VAL:H	1.41	0.85
1:D:287:LEU:HD12	1:D:288:VAL:H	1.39	0.85
1:E:437:VAL:HG11	1:E:439:THR:HG22	1.57	0.85
1:I:287:LEU:HD12	1:I:288:VAL:H	1.38	0.85
1:Q:348:LEU:HD23	1:R:387:ARG:HH12	1.41	0.85
1:F:218:ARG:CB	1:F:265:VAL:HG22	2.07	0.84
1:H:218:ARG:CB	1:H:265:VAL:HG22	2.07	0.84
1:O:218:ARG:CB	1:O:265:VAL:HG22	2.07	0.84
1:O:437:VAL:HG11	1:O:439:THR:HG22	1.57	0.84
1:O:631:VAL:HG12	1:O:633:VAL:H	1.41	0.84
1:R:218:ARG:CB	1:R:265:VAL:HG22	2.07	0.84

Continued on next page...

Continued from previous page...

Atom-1	Atom-2	Interatomic distance (Å)	Clash overlap (Å)
1:S:221:ILE:HG22	1:S:310:VAL:HG22	1.57	0.84
1:C:218:ARG:CB	1:C:265:VAL:HG22	2.07	0.84
1:D:631:VAL:HG12	1:D:633:VAL:H	1.41	0.84
1:G:503:ILE:HG23	1:G:550:ILE:HD12	1.57	0.84
1:K:218:ARG:CB	1:K:265:VAL:HG22	2.07	0.84
1:K:221:ILE:HG22	1:K:310:VAL:HG22	1.58	0.84
1:L:221:ILE:HG22	1:L:310:VAL:HG22	1.57	0.84
1:L:631:VAL:HG12	1:L:633:VAL:H	1.41	0.84
1:M:226:VAL:HG13	1:R:226:VAL:CG2	2.05	0.84
1:R:221:ILE:HG22	1:R:310:VAL:HG22	1.58	0.84
1:G:218:ARG:CB	1:G:265:VAL:HG22	2.07	0.84
1:M:271:LEU:HD22	1:Q:324:LEU:CD2	2.07	0.84
1:P:218:ARG:CB	1:P:265:VAL:HG22	2.07	0.84
1:T:287:LEU:HD12	1:T:288:VAL:H	1.39	0.84
1:A:218:ARG:CB	1:A:265:VAL:HG22	2.07	0.84
1:A:271:LEU:HD22	1:D:324:LEU:CD2	2.07	0.84
1:D:218:ARG:CB	1:D:265:VAL:HG22	2.07	0.84
1:D:271:LEU:HB3	1:L:324:LEU:HD22	1.60	0.84
1:N:287:LEU:HD12	1:N:288:VAL:H	1.38	0.84
1:D:221:ILE:HG22	1:D:310:VAL:HG22	1.58	0.84
1:D:226:VAL:HG13	1:S:226:VAL:CG2	2.05	0.84
1:F:437:VAL:HG11	1:F:439:THR:HG22	1.57	0.84
1:S:218:ARG:CB	1:S:265:VAL:HG22	2.07	0.84
1:S:503:ILE:HG23	1:S:550:ILE:HD12	1.57	0.84
1:H:221:ILE:HG22	1:H:310:VAL:HG22	1.58	0.84
1:Q:218:ARG:CB	1:Q:265:VAL:HG22	2.07	0.84
1:S:324:LEU:CD2	1:T:271:LEU:HD22	2.07	0.84
1:E:324:LEU:HD22	1:J:271:LEU:HB3	1.60	0.84
1:F:218:ARG:HB2	1:F:265:VAL:HG22	1.57	0.84
1:G:631:VAL:HG12	1:G:633:VAL:H	1.41	0.84
1:J:631:VAL:HG12	1:J:633:VAL:H	1.41	0.84
1:K:271:LEU:HB3	1:N:324:LEU:HD22	1.60	0.84
1:K:271:LEU:HD22	1:N:324:LEU:CD2	2.07	0.84
1:K:451:TYR:HA	1:K:458:VAL:HG23	0.84	0.84
1:L:387:ARG:HH12	1:S:348:LEU:HD23	1.41	0.84
1:M:221:ILE:HG22	1:M:310:VAL:HG22	1.57	0.84
1:M:427:SER:HG	1:M:429:LEU:HD21	1.42	0.84
1:N:503:ILE:HG23	1:N:550:ILE:HD12	1.57	0.84
1:Q:218:ARG:HB2	1:Q:265:VAL:HG22	1.57	0.84
1:R:503:ILE:HG23	1:R:550:ILE:HD12	1.57	0.84
1:B:327:PRO:HG3	1:F:237:PRO:CD	1.98	0.84

Continued on next page...

Continued from previous page...

Atom-1	Atom-2	Interatomic distance (Å)	Clash overlap (Å)
1:C:503:ILE:HG23	1:C:550:ILE:HD12	1.57	0.84
1:D:451:TYR:HA	1:D:458:VAL:HG23	0.84	0.84
1:F:324:LEU:HD22	1:R:271:LEU:HB3	1.60	0.84
1:H:451:TYR:CA	1:H:458:VAL:CG2	2.36	0.84
1:K:451:TYR:HD1	1:K:457:ILE:CA	1.91	0.84
1:L:218:ARG:CB	1:L:265:VAL:HG22	2.07	0.84
1:M:237:PRO:CD	1:Q:327:PRO:HG3	1.98	0.84
1:N:221:ILE:HG22	1:N:310:VAL:HG22	1.58	0.84
1:N:451:TYR:HA	1:N:458:VAL:HG23	0.84	0.84
1:O:503:ILE:HG23	1:O:550:ILE:HD12	1.57	0.84
1:Q:451:TYR:CA	1:Q:458:VAL:CG2	2.36	0.84
1:D:271:LEU:HD22	1:L:324:LEU:CD2	2.07	0.84
1:E:327:PRO:HG3	1:J:237:PRO:CD	1.98	0.84
1:F:324:LEU:CD2	1:R:271:LEU:HD22	2.07	0.84
1:F:480:LYS:HZ1	1:N:575:TYR:CA	1.83	0.84
1:H:451:TYR:HA	1:H:458:VAL:HG23	0.84	0.84
1:I:218:ARG:CB	1:I:265:VAL:HG22	2.07	0.84
1:I:451:TYR:HA	1:I:458:VAL:HG23	0.84	0.84
1:L:348:LEU:HD23	1:S:387:ARG:HH12	1.41	0.84
1:A:324:LEU:CD2	1:L:271:LEU:HD22	2.07	0.83
1:B:218:ARG:CB	1:B:265:VAL:HG22	2.07	0.83
1:B:451:TYR:HD1	1:B:457:ILE:CA	1.91	0.83
1:D:451:TYR:HD1	1:D:457:ILE:CA	1.91	0.83
1:E:287:LEU:HD12	1:E:288:VAL:H	1.38	0.83
1:F:451:TYR:HA	1:F:458:VAL:HG23	0.84	0.83
1:J:218:ARG:CB	1:J:265:VAL:HG22	2.07	0.83
1:M:271:LEU:HB3	1:Q:324:LEU:HD22	1.60	0.83
1:O:451:TYR:HD1	1:O:457:ILE:CA	1.91	0.83
1:P:221:ILE:HG22	1:P:310:VAL:HG22	1.58	0.83
1:R:631:VAL:HG12	1:R:633:VAL:H	1.41	0.83
1:A:324:LEU:HD22	1:L:271:LEU:HB3	1.60	0.83
1:J:451:TYR:HD1	1:J:457:ILE:CA	1.91	0.83
1:K:237:PRO:CD	1:N:327:PRO:HG3	1.99	0.83
1:L:451:TYR:HA	1:L:458:VAL:HG23	0.84	0.83
1:M:218:ARG:CB	1:M:265:VAL:HG22	2.07	0.83
1:M:451:TYR:HA	1:M:458:VAL:HG23	0.84	0.83
1:T:218:ARG:CB	1:T:265:VAL:HG22	2.07	0.83
1:T:605:SER:HB3	1:T:650:ILE:HG23	1.55	0.83
1:A:221:ILE:HG22	1:A:310:VAL:HG22	1.57	0.83
1:F:451:TYR:N	1:F:458:VAL:HG21	1.80	0.83
1:S:287:LEU:HD12	1:S:288:VAL:H	1.39	0.83

Continued on next page...

Continued from previous page...

Atom-1	Atom-2	Interatomic distance (Å)	Clash overlap (Å)
1:A:218:ARG:HB2	1:A:265:VAL:HG22	1.58	0.83
1:C:471:ALA:HB2	1:C:527:LEU:HB3	1.61	0.83
1:E:218:ARG:CB	1:E:265:VAL:HG22	2.07	0.83
1:J:287:LEU:HD12	1:J:288:VAL:H	1.38	0.83
1:J:471:ALA:HB2	1:J:527:LEU:HB3	1.60	0.83
1:K:631:VAL:HG12	1:K:633:VAL:H	1.41	0.83
1:O:280:SER:HG	1:O:334:HIS:CD2	1.96	0.83
1:O:471:ALA:HB2	1:O:527:LEU:HB3	1.61	0.83
1:S:525:VAL:HG12	1:S:526:THR:OG1	1.79	0.83
1:T:451:TYR:HA	1:T:458:VAL:HG23	0.84	0.83
1:T:451:TYR:HD1	1:T:457:ILE:CA	1.91	0.83
1:C:451:TYR:HD1	1:C:457:ILE:CA	1.91	0.83
1:E:471:ALA:HB2	1:E:527:LEU:HB3	1.61	0.83
1:O:525:VAL:HG12	1:O:526:THR:OG1	1.79	0.83
1:S:451:TYR:HA	1:S:458:VAL:HG23	0.84	0.83
1:S:631:VAL:HG12	1:S:633:VAL:H	1.41	0.83
1:A:451:TYR:HA	1:A:458:VAL:HG23	0.84	0.83
1:F:631:VAL:HG12	1:F:633:VAL:H	1.41	0.83
1:I:471:ALA:HB2	1:I:527:LEU:HB3	1.61	0.83
1:R:287:LEU:HD12	1:R:288:VAL:H	1.38	0.83
1:D:471:ALA:HB2	1:D:527:LEU:HB3	1.61	0.83
1:F:525:VAL:HG12	1:F:526:THR:OG1	1.79	0.83
1:K:503:ILE:HG23	1:K:550:ILE:HD12	1.57	0.83
1:N:440:SER:HB2	1:N:443:THR:OG1	1.79	0.83
1:Q:471:ALA:HB2	1:Q:527:LEU:HB3	1.61	0.83
1:T:440:SER:HB2	1:T:443:THR:OG1	1.79	0.83
1:C:221:ILE:HG22	1:C:310:VAL:HG22	1.58	0.83
1:D:525:VAL:HG12	1:D:526:THR:OG1	1.79	0.83
1:G:440:SER:HB2	1:G:443:THR:OG1	1.79	0.83
1:L:440:SER:HB2	1:L:443:THR:OG1	1.79	0.83
1:M:471:ALA:HB2	1:M:527:LEU:HB3	1.61	0.83
1:P:416:ILE:HG12	1:P:503:ILE:HD12	1.61	0.83
1:R:416:ILE:HG12	1:R:503:ILE:HD12	1.61	0.83
1:A:451:TYR:HD1	1:A:457:ILE:CA	1.91	0.83
1:E:280:SER:HG	1:E:334:HIS:CD2	1.95	0.83
1:N:451:TYR:HD1	1:N:457:ILE:CA	1.91	0.83
1:N:471:ALA:HB2	1:N:527:LEU:HB3	1.61	0.83
1:Q:451:TYR:HA	1:Q:458:VAL:HG23	0.84	0.83
1:A:440:SER:HB2	1:A:443:THR:OG1	1.79	0.83
1:A:451:TYR:N	1:A:458:VAL:HG21	1.80	0.83
1:B:416:ILE:HG12	1:B:503:ILE:HD12	1.61	0.83

Continued on next page...

Continued from previous page...

Atom-1	Atom-2	Interatomic distance (Å)	Clash overlap (Å)
1:D:440:SER:HB2	1:D:443:THR:OG1	1.79	0.83
1:H:451:TYR:HD1	1:H:457:ILE:CA	1.91	0.83
1:I:218:ARG:HB2	1:I:265:VAL:HG22	1.58	0.83
1:M:525:VAL:HG12	1:M:526:THR:OG1	1.79	0.83
1:M:631:VAL:HG12	1:M:633:VAL:H	1.41	0.83
1:N:525:VAL:HG12	1:N:526:THR:OG1	1.79	0.83
1:Q:451:TYR:HD1	1:Q:457:ILE:CA	1.91	0.83
1:T:451:TYR:N	1:T:458:VAL:HG21	1.80	0.83
1:T:471:ALA:HB2	1:T:527:LEU:HB3	1.61	0.83
1:D:572:LYS:HD2	1:D:572:LYS:H	1.45	0.82
1:F:451:TYR:HD1	1:F:457:ILE:CA	1.91	0.82
1:G:451:TYR:HD1	1:G:457:ILE:CA	1.91	0.82
1:H:451:TYR:N	1:H:458:VAL:HG21	1.80	0.82
1:L:525:VAL:HG12	1:L:526:THR:OG1	1.79	0.82
1:N:572:LYS:HD2	1:N:572:LYS:H	1.44	0.82
1:O:287:LEU:HD12	1:O:288:VAL:H	1.38	0.82
1:O:451:TYR:N	1:O:458:VAL:HG21	1.80	0.82
1:Q:525:VAL:HG12	1:Q:526:THR:OG1	1.79	0.82
1:R:572:LYS:HD2	1:R:572:LYS:H	1.44	0.82
1:T:631:VAL:HG12	1:T:633:VAL:H	1.41	0.82
1:A:237:PRO:CD	1:D:327:PRO:HG3	1.98	0.82
1:A:525:VAL:HG12	1:A:526:THR:OG1	1.79	0.82
1:E:416:ILE:HG12	1:E:503:ILE:HD12	1.61	0.82
1:G:572:LYS:HD2	1:G:572:LYS:H	1.45	0.82
1:I:437:VAL:CG1	1:I:439:THR:N	2.38	0.82
1:B:348:LEU:CD2	1:D:387:ARG:NH2	2.41	0.82
1:C:451:TYR:HA	1:C:458:VAL:HG23	0.84	0.82
1:G:471:ALA:HB2	1:G:527:LEU:HB3	1.61	0.82
1:H:219:PHE:HB2	1:H:311:THR:O	1.80	0.82
1:J:451:TYR:HA	1:J:458:VAL:HG23	0.84	0.82
1:J:525:VAL:HG12	1:J:526:THR:OG1	1.79	0.82
1:M:451:TYR:HD1	1:M:457:ILE:CA	1.91	0.82
1:Q:451:TYR:N	1:Q:458:VAL:HG21	1.80	0.82
1:R:525:VAL:HG12	1:R:526:THR:OG1	1.79	0.82
1:S:416:ILE:HG12	1:S:503:ILE:HD12	1.61	0.82
1:D:219:PHE:HB2	1:D:311:THR:O	1.80	0.82
1:E:437:VAL:CG1	1:E:439:THR:N	2.38	0.82
1:E:451:TYR:N	1:E:458:VAL:HG21	1.80	0.82
1:E:451:TYR:HD1	1:E:457:ILE:CA	1.91	0.82
1:F:572:LYS:H	1:F:572:LYS:HD2	1.45	0.82
1:I:525:VAL:HG12	1:I:526:THR:OG1	1.79	0.82

Continued on next page...

Continued from previous page...

Atom-1	Atom-2	Interatomic distance (Å)	Clash overlap (Å)
1:K:471:ALA:HB2	1:K:527:LEU:HB3	1.61	0.82
1:L:219:PHE:HB2	1:L:311:THR:O	1.80	0.82
1:M:402:LYS:HZ2	1:M:511:PHE:HE2	1.26	0.82
1:O:572:LYS:HD2	1:O:572:LYS:H	1.45	0.82
1:S:327:PRO:HG3	1:T:237:PRO:CD	1.99	0.82
1:S:451:TYR:HD1	1:S:457:ILE:CA	1.91	0.82
1:A:427:SER:HG	1:A:429:LEU:HD21	1.41	0.82
1:C:572:LYS:HD2	1:C:572:LYS:H	1.45	0.82
1:E:440:SER:HB2	1:E:443:THR:OG1	1.79	0.82
1:F:471:ALA:HB2	1:F:527:LEU:HB3	1.61	0.82
1:H:525:VAL:HG12	1:H:526:THR:OG1	1.79	0.82
1:K:271:LEU:CB	1:N:324:LEU:CD2	2.57	0.82
1:P:451:TYR:HD1	1:P:457:ILE:CA	1.91	0.82
1:P:471:ALA:HB2	1:P:527:LEU:HB3	1.61	0.82
1:Q:219:PHE:HB2	1:Q:311:THR:O	1.80	0.82
1:B:440:SER:HB2	1:B:443:THR:OG1	1.79	0.82
1:H:572:LYS:HD2	1:H:572:LYS:H	1.45	0.82
1:I:572:LYS:H	1:I:572:LYS:HD2	1.45	0.82
1:J:416:ILE:HG12	1:J:503:ILE:HD12	1.61	0.82
1:K:440:SER:HB2	1:K:443:THR:OG1	1.79	0.82
1:R:451:TYR:HA	1:R:458:VAL:HG23	0.84	0.82
1:E:324:LEU:CD2	1:J:271:LEU:CB	2.57	0.82
1:G:525:VAL:HG12	1:G:526:THR:OG1	1.79	0.82
1:O:451:TYR:HA	1:O:458:VAL:HG23	0.84	0.82
1:P:440:SER:HB2	1:P:443:THR:OG1	1.79	0.82
1:R:451:TYR:HD1	1:R:457:ILE:CA	1.91	0.82
1:S:572:LYS:HD2	1:S:572:LYS:H	1.45	0.82
1:A:416:ILE:HG12	1:A:503:ILE:HD12	1.61	0.82
1:D:271:LEU:CB	1:L:324:LEU:CD2	2.57	0.82
1:E:451:TYR:HA	1:E:458:VAL:HG23	0.84	0.82
1:E:525:VAL:HG12	1:E:526:THR:OG1	1.79	0.82
1:G:424:THR:OG1	1:G:489:THR:HG23	1.80	0.82
1:M:219:PHE:HB2	1:M:311:THR:O	1.80	0.82
1:P:219:PHE:HB2	1:P:311:THR:O	1.80	0.82
1:P:437:VAL:CG1	1:P:439:THR:N	2.38	0.82
1:Q:348:LEU:CD2	1:R:387:ARG:NH2	2.41	0.82
1:S:324:LEU:HD22	1:T:271:LEU:HB3	1.60	0.82
1:A:219:PHE:HB2	1:A:311:THR:O	1.80	0.82
1:G:451:TYR:HA	1:G:458:VAL:HG23	0.84	0.82
1:H:440:SER:HB2	1:H:443:THR:OG1	1.79	0.82
1:I:451:TYR:HD1	1:I:457:ILE:CA	1.91	0.82

Continued on next page...

Continued from previous page...

Atom-1	Atom-2	Interatomic distance (Å)	Clash overlap (Å)
1:L:437:VAL:CG1	1:L:439:THR:N	2.38	0.82
1:N:219:PHE:HB2	1:N:311:THR:O	1.80	0.82
1:T:416:ILE:HG12	1:T:503:ILE:HD12	1.61	0.82
1:A:348:LEU:CD2	1:E:387:ARG:NH2	2.41	0.82
1:K:280:SER:HG	1:K:334:HIS:CD2	1.97	0.82
1:P:451:TYR:CA	1:P:458:VAL:CG2	2.36	0.82
1:P:525:VAL:HG12	1:P:526:THR:OG1	1.79	0.82
1:T:572:LYS:HD2	1:T:572:LYS:H	1.44	0.82
1:B:324:LEU:CD2	1:F:271:LEU:CB	2.58	0.81
1:B:348:LEU:HD23	1:D:387:ARG:HH12	1.40	0.81
1:B:451:TYR:CA	1:B:458:VAL:CG2	2.36	0.81
1:C:437:VAL:CG1	1:C:439:THR:N	2.38	0.81
1:F:387:ARG:HH12	1:N:348:LEU:HD23	1.41	0.81
1:H:424:THR:OG1	1:H:489:THR:HG23	1.80	0.81
1:L:416:ILE:HG12	1:L:503:ILE:HD12	1.61	0.81
1:L:424:THR:OG1	1:L:489:THR:HG23	1.80	0.81
1:O:219:PHE:HB2	1:O:311:THR:O	1.80	0.81
1:Q:440:SER:HB2	1:Q:443:THR:OG1	1.79	0.81
1:T:280:SER:HG	1:T:334:HIS:CD2	1.96	0.81
1:A:324:LEU:CD2	1:L:271:LEU:CB	2.57	0.81
1:B:280:SER:HG	1:B:334:HIS:CD2	1.96	0.81
1:B:572:LYS:H	1:B:572:LYS:HD2	1.44	0.81
1:E:424:THR:OG1	1:E:489:THR:HG23	1.80	0.81
1:J:221:ILE:HD11	1:J:258:ALA:HA	1.63	0.81
1:K:416:ILE:HG12	1:K:503:ILE:HD12	1.61	0.81
1:L:471:ALA:HB2	1:L:527:LEU:HB3	1.61	0.81
1:M:572:LYS:H	1:M:572:LYS:HD2	1.44	0.81
1:O:440:SER:HB2	1:O:443:THR:OG1	1.79	0.81
1:R:219:PHE:HB2	1:R:311:THR:O	1.80	0.81
1:R:440:SER:HB2	1:R:443:THR:OG1	1.79	0.81
1:B:451:TYR:HA	1:B:458:VAL:HG23	0.84	0.81
1:B:471:ALA:HB2	1:B:527:LEU:HB3	1.60	0.81
1:B:525:VAL:HG12	1:B:526:THR:OG1	1.79	0.81
1:D:416:ILE:HG12	1:D:503:ILE:HD12	1.61	0.81
1:E:572:LYS:H	1:E:572:LYS:HD2	1.45	0.81
1:F:440:SER:HB2	1:F:443:THR:OG1	1.79	0.81
1:I:440:SER:HB2	1:I:443:THR:OG1	1.79	0.81
1:J:572:LYS:HD2	1:J:572:LYS:H	1.44	0.81
1:N:221:ILE:HD11	1:N:258:ALA:HA	1.62	0.81
1:S:324:LEU:CD2	1:T:271:LEU:CB	2.57	0.81
1:S:427:SER:HG	1:S:429:LEU:HD21	1.44	0.81

Continued on next page...

Continued from previous page...

Atom-1	Atom-2	Interatomic distance (Å)	Clash overlap (Å)
1:B:424:THR:OG1	1:B:489:THR:HG23	1.80	0.81
1:C:440:SER:HB2	1:C:443:THR:OG1	1.79	0.81
1:G:416:ILE:HG12	1:G:503:ILE:HD12	1.61	0.81
1:I:219:PHE:HB2	1:I:311:THR:O	1.80	0.81
1:J:424:THR:OG1	1:J:489:THR:HG23	1.80	0.81
1:M:424:THR:OG1	1:M:489:THR:HG23	1.80	0.81
1:P:572:LYS:HD2	1:P:572:LYS:H	1.45	0.81
1:R:471:ALA:HB2	1:R:527:LEU:HB3	1.61	0.81
1:A:348:LEU:HD23	1:E:387:ARG:HH12	1.41	0.81
1:A:471:ALA:HB2	1:A:527:LEU:HB3	1.61	0.81
1:H:471:ALA:HB2	1:H:527:LEU:HB3	1.61	0.81
1:P:221:ILE:HD11	1:P:258:ALA:HA	1.62	0.81
1:Q:572:LYS:H	1:Q:572:LYS:HD2	1.45	0.81
1:R:424:THR:OG1	1:R:489:THR:HG23	1.80	0.81
1:S:219:PHE:HB2	1:S:311:THR:O	1.80	0.81
1:S:608:VAL:HB	1:S:648:MET:HB2	1.63	0.81
1:A:271:LEU:HB3	1:D:324:LEU:HD22	1.60	0.81
1:G:221:ILE:HD11	1:G:258:ALA:HA	1.63	0.81
1:J:440:SER:HB2	1:J:443:THR:OG1	1.79	0.81
1:K:525:VAL:HG12	1:K:526:THR:OG1	1.79	0.81
1:Q:424:THR:OG1	1:Q:489:THR:HG23	1.80	0.81
1:T:525:VAL:HG12	1:T:526:THR:OG1	1.79	0.81
1:C:416:ILE:HG12	1:C:503:ILE:HD12	1.61	0.81
1:C:424:THR:OG1	1:C:489:THR:HG23	1.80	0.81
1:C:525:VAL:HG12	1:C:526:THR:OG1	1.79	0.81
1:F:424:THR:OG1	1:F:489:THR:HG23	1.80	0.81
1:G:219:PHE:HB2	1:G:311:THR:O	1.79	0.81
1:G:280:SER:HG	1:G:334:HIS:CD2	1.97	0.81
1:G:608:VAL:HB	1:G:648:MET:HB2	1.63	0.81
1:K:219:PHE:HB2	1:K:311:THR:O	1.80	0.81
1:L:451:TYR:CA	1:L:458:VAL:CG2	2.36	0.81
1:M:221:ILE:HD11	1:M:258:ALA:HA	1.63	0.81
1:M:437:VAL:CG1	1:M:439:THR:N	2.38	0.81
1:B:210:ALA:HB3	1:B:324:LEU:H	1.46	0.81
1:B:608:VAL:HB	1:B:648:MET:HB2	1.63	0.81
1:F:219:PHE:HB2	1:F:311:THR:O	1.80	0.81
1:F:416:ILE:HG12	1:F:503:ILE:HD12	1.61	0.81
1:H:221:ILE:HD11	1:H:258:ALA:HA	1.63	0.81
1:J:451:TYR:N	1:J:458:VAL:HG21	1.80	0.81
1:K:572:LYS:HD2	1:K:572:LYS:H	1.44	0.81
1:L:572:LYS:HD2	1:L:572:LYS:H	1.45	0.81

Continued on next page...

Continued from previous page...

Atom-1	Atom-2	Interatomic distance (Å)	Clash overlap (Å)
1:P:451:TYR:HA	1:P:458:VAL:HG23	0.84	0.81
1:S:451:TYR:N	1:S:458:VAL:HG21	1.80	0.81
1:T:424:THR:OG1	1:T:489:THR:HG23	1.80	0.81
1:A:480:LYS:HZ1	1:E:575:TYR:CA	1.84	0.81
1:A:572:LYS:HD2	1:A:572:LYS:H	1.44	0.81
1:H:416:ILE:HG12	1:H:503:ILE:HD12	1.61	0.81
1:J:210:ALA:HB3	1:J:324:LEU:H	1.46	0.81
1:L:451:TYR:HD1	1:L:457:ILE:CA	1.91	0.81
1:Q:210:ALA:HB3	1:Q:324:LEU:H	1.46	0.81
1:S:471:ALA:HB2	1:S:527:LEU:HB3	1.61	0.81
1:B:219:PHE:HB2	1:B:311:THR:O	1.80	0.81
1:F:348:LEU:HD23	1:N:387:ARG:HH12	1.41	0.81
1:J:402:LYS:HZ2	1:J:511:PHE:HE2	1.26	0.81
1:K:221:ILE:HD11	1:K:258:ALA:HA	1.63	0.81
1:K:424:THR:OG1	1:K:489:THR:HG23	1.80	0.81
1:O:424:THR:OG1	1:O:489:THR:HG23	1.80	0.81
1:P:280:SER:HG	1:P:334:HIS:CD2	1.97	0.81
1:Q:608:VAL:HB	1:Q:648:MET:HB2	1.63	0.81
1:A:608:VAL:HB	1:A:648:MET:HB2	1.63	0.80
1:C:608:VAL:HB	1:C:648:MET:HB2	1.63	0.80
1:I:416:ILE:HG12	1:I:503:ILE:HD12	1.61	0.80
1:J:608:VAL:HB	1:J:648:MET:HB2	1.63	0.80
1:P:504:ASN:HB3	1:P:505:PRO:CD	2.11	0.80
1:T:608:VAL:HB	1:T:648:MET:HB2	1.63	0.80
1:B:504:ASN:HB3	1:B:505:PRO:CD	2.12	0.80
1:D:437:VAL:CG1	1:D:439:THR:N	2.38	0.80
1:M:416:ILE:HG12	1:M:503:ILE:HD12	1.61	0.80
1:M:504:ASN:HB3	1:M:505:PRO:CD	2.12	0.80
1:N:210:ALA:HB3	1:N:324:LEU:H	1.46	0.80
1:O:416:ILE:HG12	1:O:503:ILE:HD12	1.61	0.80
1:P:608:VAL:HB	1:P:648:MET:HB2	1.63	0.80
1:T:219:PHE:HB2	1:T:311:THR:O	1.80	0.80
1:A:424:THR:OG1	1:A:489:THR:HG23	1.80	0.80
1:B:324:LEU:HD22	1:F:271:LEU:HB3	1.60	0.80
1:C:219:PHE:HB2	1:C:311:THR:O	1.80	0.80
1:E:219:PHE:HB2	1:E:311:THR:O	1.80	0.80
1:G:210:ALA:HB3	1:G:324:LEU:H	1.46	0.80
1:H:210:ALA:HB3	1:H:324:LEU:H	1.46	0.80
1:J:280:SER:HG	1:J:334:HIS:CD2	1.97	0.80
1:J:451:TYR:HD1	1:J:457:ILE:HA	1.47	0.80
1:K:451:TYR:HD1	1:K:457:ILE:HA	1.47	0.80

Continued on next page...

Continued from previous page...

Atom-1	Atom-2	Interatomic distance (Å)	Clash overlap (Å)
1:M:280:SER:HG	1:M:334:HIS:CD2	1.97	0.80
1:S:440:SER:HB2	1:S:443:THR:OG1	1.79	0.80
1:N:424:THR:OG1	1:N:489:THR:HG23	1.80	0.80
1:R:608:VAL:HB	1:R:648:MET:HB2	1.63	0.80
1:S:221:ILE:HD11	1:S:258:ALA:HA	1.63	0.80
1:S:424:THR:OG1	1:S:489:THR:HG23	1.80	0.80
1:B:451:TYR:HD1	1:B:457:ILE:HA	1.47	0.80
1:C:451:TYR:HD1	1:C:457:ILE:HA	1.47	0.80
1:F:451:TYR:HD1	1:F:457:ILE:HA	1.47	0.80
1:L:221:ILE:HD11	1:L:258:ALA:HA	1.63	0.80
1:M:451:TYR:HD1	1:M:457:ILE:HA	1.47	0.80
1:N:416:ILE:HG12	1:N:503:ILE:HD12	1.61	0.80
1:R:221:ILE:HD11	1:R:258:ALA:HA	1.62	0.80
1:T:448:PRO:O	1:T:449:ARG:CG	2.30	0.80
1:A:437:VAL:CG1	1:A:439:THR:N	2.38	0.80
1:C:221:ILE:HD11	1:C:258:ALA:HA	1.63	0.80
1:D:424:THR:OG1	1:D:489:THR:HG23	1.80	0.80
1:D:448:PRO:O	1:D:449:ARG:CG	2.30	0.80
1:F:210:ALA:HB3	1:F:324:LEU:H	1.46	0.80
1:I:448:PRO:O	1:I:449:ARG:CG	2.30	0.80
1:L:448:PRO:O	1:L:449:ARG:CG	2.30	0.80
1:M:440:SER:HB2	1:M:443:THR:OG1	1.79	0.80
1:O:608:VAL:HB	1:O:648:MET:HB2	1.63	0.80
1:S:275:LEU:CD1	1:T:275:LEU:N	2.45	0.80
1:B:451:TYR:HD1	1:B:457:ILE:CB	1.95	0.80
1:D:451:TYR:HD1	1:D:457:ILE:CB	1.95	0.80
1:F:608:VAL:HB	1:F:648:MET:HB2	1.63	0.80
1:J:437:VAL:CG1	1:J:439:THR:N	2.38	0.80
1:L:411:PHE:CD1	1:L:418:ASP:CB	2.62	0.80
1:M:451:TYR:HD1	1:M:457:ILE:CB	1.95	0.80
1:P:424:THR:OG1	1:P:489:THR:HG23	1.80	0.80
1:Q:387:ARG:NH2	1:R:348:LEU:CD2	2.41	0.80
1:Q:448:PRO:O	1:Q:449:ARG:CG	2.30	0.80
1:R:210:ALA:HB3	1:R:324:LEU:H	1.46	0.80
1:A:451:TYR:HD1	1:A:457:ILE:CB	1.95	0.80
1:B:275:LEU:CD1	1:F:275:LEU:N	2.45	0.80
1:D:451:TYR:HD1	1:D:457:ILE:HA	1.47	0.80
1:G:451:TYR:HD1	1:G:457:ILE:CB	1.95	0.80
1:H:504:ASN:HB3	1:H:505:PRO:CD	2.12	0.80
1:I:424:THR:OG1	1:I:489:THR:HG23	1.80	0.80
1:I:608:VAL:HB	1:I:648:MET:HB2	1.63	0.80

Continued on next page...

Continued from previous page...

Atom-1	Atom-2	Interatomic distance (Å)	Clash overlap (Å)
1:L:280:SER:HG	1:L:334:HIS:CD2	1.96	0.80
1:M:397:GLN:HG2	1:M:523:SER:HB2	1.64	0.80
1:N:577:ILE:O	1:N:578:ARG:HG3	1.82	0.80
1:O:577:ILE:O	1:O:578:ARG:HG3	1.82	0.80
1:R:451:TYR:HD1	1:R:457:ILE:HA	1.47	0.80
1:R:577:ILE:O	1:R:578:ARG:HG3	1.82	0.80
1:S:504:ASN:HB3	1:S:505:PRO:CD	2.12	0.80
1:A:504:ASN:HB3	1:A:505:PRO:CD	2.12	0.80
1:B:271:LEU:HB3	1:R:324:LEU:HD22	1.60	0.80
1:B:448:PRO:O	1:B:449:ARG:CG	2.30	0.80
1:J:219:PHE:HB2	1:J:311:THR:O	1.80	0.80
1:J:448:PRO:O	1:J:449:ARG:CG	2.30	0.80
1:J:451:TYR:HD1	1:J:457:ILE:CB	1.95	0.80
1:K:451:TYR:HD1	1:K:457:ILE:CB	1.95	0.80
1:P:210:ALA:HB3	1:P:324:LEU:H	1.46	0.80
1:T:451:TYR:HD1	1:T:457:ILE:HA	1.47	0.80
1:A:448:PRO:O	1:A:449:ARG:CG	2.30	0.80
1:C:210:ALA:HB3	1:C:324:LEU:H	1.46	0.80
1:C:451:TYR:HD1	1:C:457:ILE:CB	1.95	0.80
1:F:577:ILE:O	1:F:578:ARG:HG3	1.82	0.80
1:G:577:ILE:O	1:G:578:ARG:HG3	1.82	0.80
1:I:451:TYR:HD1	1:I:457:ILE:HA	1.47	0.80
1:J:504:ASN:HB3	1:J:505:PRO:CD	2.12	0.80
1:J:577:ILE:O	1:J:578:ARG:HG3	1.82	0.80
1:L:451:TYR:HD1	1:L:457:ILE:CB	1.95	0.80
1:N:280:SER:HG	1:N:334:HIS:CD2	1.97	0.80
1:R:397:GLN:HG2	1:R:523:SER:HB2	1.64	0.80
1:S:451:TYR:HD1	1:S:457:ILE:CB	1.95	0.80
1:T:210:ALA:HB3	1:T:324:LEU:H	1.46	0.80
1:T:451:TYR:HD1	1:T:457:ILE:CB	1.95	0.80
1:T:577:ILE:O	1:T:578:ARG:HG3	1.82	0.80
1:A:221:ILE:HD11	1:A:258:ALA:HA	1.63	0.79
1:D:608:VAL:HB	1:D:648:MET:HB2	1.63	0.79
1:E:397:GLN:HG2	1:E:523:SER:HB2	1.64	0.79
1:F:327:PRO:CG	1:R:237:PRO:HD2	2.12	0.79
1:G:448:PRO:O	1:G:449:ARG:CG	2.30	0.79
1:H:451:TYR:HD1	1:H:457:ILE:CB	1.95	0.79
1:H:577:ILE:O	1:H:578:ARG:HG3	1.82	0.79
1:K:577:ILE:O	1:K:578:ARG:HG3	1.82	0.79
1:L:608:VAL:HB	1:L:648:MET:HB2	1.63	0.79
1:P:451:TYR:HD1	1:P:457:ILE:CB	1.95	0.79

Continued on next page...

Continued from previous page...

Atom-1	Atom-2	Interatomic distance (Å)	Clash overlap (Å)
1:S:210:ALA:HB3	1:S:324:LEU:H	1.46	0.79
1:A:271:LEU:CB	1:D:324:LEU:CD2	2.58	0.79
1:A:451:TYR:HD1	1:A:457:ILE:HA	1.47	0.79
1:D:210:ALA:HB3	1:D:324:LEU:H	1.46	0.79
1:H:608:VAL:HB	1:H:648:MET:HB2	1.63	0.79
1:I:451:TYR:N	1:I:458:VAL:HG21	1.80	0.79
1:N:397:GLN:HG2	1:N:523:SER:HB2	1.64	0.79
1:O:221:ILE:HD11	1:O:258:ALA:HA	1.63	0.79
1:O:397:GLN:HG2	1:O:523:SER:HB2	1.65	0.79
1:P:577:ILE:O	1:P:578:ARG:HG3	1.82	0.79
1:R:448:PRO:O	1:R:449:ARG:CG	2.30	0.79
1:S:280:SER:HG	1:S:334:HIS:CD2	1.96	0.79
1:B:237:PRO:HD2	1:R:327:PRO:CG	2.12	0.79
1:B:292:TYR:CE2	1:Q:311:THR:CG2	2.59	0.79
1:D:221:ILE:HD11	1:D:258:ALA:HA	1.63	0.79
1:D:237:PRO:HD2	1:L:327:PRO:CG	2.12	0.79
1:E:221:ILE:HD11	1:E:258:ALA:HA	1.62	0.79
1:E:448:PRO:O	1:E:449:ARG:CG	2.30	0.79
1:E:503:ILE:HD13	1:E:504:ASN:N	1.98	0.79
1:F:324:LEU:CD2	1:R:271:LEU:CB	2.57	0.79
1:M:271:LEU:CB	1:Q:324:LEU:CD2	2.57	0.79
1:N:451:TYR:N	1:N:458:VAL:HG21	1.80	0.79
1:P:451:TYR:HD1	1:P:457:ILE:HA	1.47	0.79
1:Q:451:TYR:HD1	1:Q:457:ILE:HA	1.47	0.79
1:R:503:ILE:HD13	1:R:504:ASN:N	1.98	0.79
1:T:397:GLN:HG2	1:T:523:SER:HB2	1.64	0.79
1:A:503:ILE:HD13	1:A:504:ASN:N	1.98	0.79
1:C:577:ILE:O	1:C:578:ARG:HG3	1.82	0.79
1:D:504:ASN:HB3	1:D:505:PRO:CD	2.12	0.79
1:D:577:ILE:O	1:D:578:ARG:HG3	1.82	0.79
1:I:451:TYR:HD1	1:I:457:ILE:CB	1.95	0.79
1:K:397:GLN:HG2	1:K:523:SER:HB2	1.64	0.79
1:K:448:PRO:O	1:K:449:ARG:CG	2.30	0.79
1:N:448:PRO:O	1:N:449:ARG:CG	2.30	0.79
1:P:427:SER:HG	1:P:429:LEU:HD21	1.43	0.79
1:Q:221:ILE:HD11	1:Q:258:ALA:HA	1.62	0.79
1:Q:416:ILE:HG12	1:Q:503:ILE:HD12	1.61	0.79
1:Q:504:ASN:HB3	1:Q:505:PRO:CD	2.12	0.79
1:S:448:PRO:O	1:S:449:ARG:CG	2.30	0.79
1:T:221:ILE:HD11	1:T:258:ALA:HA	1.63	0.79
1:A:397:GLN:HG2	1:A:523:SER:HB2	1.64	0.79

Continued on next page...

Continued from previous page...

Atom-1	Atom-2	Interatomic distance (Å)	Clash overlap (Å)
1:B:271:LEU:CB	1:R:324:LEU:CD2	2.57	0.79
1:B:397:GLN:HG2	1:B:523:SER:HB2	1.64	0.79
1:E:451:TYR:HD1	1:E:457:ILE:HA	1.47	0.79
1:F:397:GLN:HG2	1:F:523:SER:HB2	1.64	0.79
1:G:503:ILE:HD13	1:G:504:ASN:N	1.98	0.79
1:G:504:ASN:HB3	1:G:505:PRO:CD	2.12	0.79
1:H:451:TYR:HD1	1:H:457:ILE:HA	1.47	0.79
1:J:451:TYR:CA	1:J:458:VAL:CG2	2.36	0.79
1:K:275:LEU:N	1:N:275:LEU:CD1	2.45	0.79
1:M:503:ILE:HD13	1:M:504:ASN:N	1.98	0.79
1:S:437:VAL:CG1	1:S:439:THR:N	2.38	0.79
1:T:503:ILE:HD13	1:T:504:ASN:N	1.98	0.79
1:A:275:LEU:CD1	1:L:275:LEU:N	2.45	0.79
1:C:503:ILE:HD13	1:C:504:ASN:N	1.98	0.79
1:D:503:ILE:HD13	1:D:504:ASN:N	1.98	0.79
1:E:577:ILE:O	1:E:578:ARG:HG3	1.82	0.79
1:F:448:PRO:O	1:F:449:ARG:CG	2.30	0.79
1:F:451:TYR:HD1	1:F:457:ILE:CB	1.95	0.79
1:G:397:GLN:HG2	1:G:523:SER:HB2	1.64	0.79
1:J:503:ILE:HD13	1:J:504:ASN:N	1.98	0.79
1:M:275:LEU:N	1:Q:275:LEU:CD1	2.45	0.79
1:M:448:PRO:O	1:M:449:ARG:CG	2.30	0.79
1:Q:451:TYR:HD1	1:Q:457:ILE:CB	1.95	0.79
1:S:397:GLN:HG2	1:S:523:SER:HB2	1.64	0.79
1:A:280:SER:HG	1:A:334:HIS:CD2	1.97	0.79
1:C:292:TYR:CE2	1:K:311:THR:CG2	2.59	0.79
1:C:311:THR:CG2	1:S:292:TYR:CE2	2.60	0.79
1:E:210:ALA:HB3	1:E:324:LEU:H	1.46	0.79
1:F:221:ILE:HD11	1:F:258:ALA:HA	1.63	0.79
1:I:280:SER:HG	1:I:334:HIS:CD2	1.96	0.79
1:M:577:ILE:O	1:M:578:ARG:HG3	1.82	0.79
1:M:608:VAL:HB	1:M:648:MET:HB2	1.63	0.79
1:B:503:ILE:HD13	1:B:504:ASN:N	1.98	0.79
1:C:448:PRO:O	1:C:449:ARG:CG	2.30	0.79
1:H:437:VAL:CG1	1:H:439:THR:N	2.38	0.79
1:I:221:ILE:HD11	1:I:258:ALA:HA	1.62	0.79
1:I:577:ILE:O	1:I:578:ARG:HG3	1.82	0.79
1:O:411:PHE:CD1	1:O:418:ASP:CB	2.62	0.79
1:O:451:TYR:HD1	1:O:457:ILE:CB	1.95	0.79
1:P:448:PRO:O	1:P:449:ARG:CG	2.30	0.79
1:S:451:TYR:HD1	1:S:457:ILE:HA	1.47	0.79

Continued on next page...

Continued from previous page...

Atom-1	Atom-2	Interatomic distance (Å)	Clash overlap (Å)
1:B:577:ILE:O	1:B:578:ARG:HG3	1.82	0.79
1:F:348:LEU:CD2	1:N:387:ARG:NH2	2.40	0.79
1:I:503:ILE:HD13	1:I:504:ASN:N	1.98	0.79
1:I:504:ASN:HB3	1:I:505:PRO:CD	2.12	0.79
1:O:448:PRO:O	1:O:449:ARG:CG	2.30	0.79
1:P:503:ILE:HD13	1:P:504:ASN:N	1.98	0.79
1:A:210:ALA:HB3	1:A:324:LEU:H	1.46	0.79
1:A:275:LEU:N	1:D:275:LEU:CD1	2.45	0.79
1:B:221:ILE:HD11	1:B:258:ALA:HA	1.63	0.79
1:E:451:TYR:HD1	1:E:457:ILE:CB	1.95	0.79
1:I:397:GLN:HG2	1:I:523:SER:HB2	1.64	0.79
1:L:503:ILE:HD13	1:L:504:ASN:N	1.98	0.79
1:L:577:ILE:O	1:L:578:ARG:HG3	1.82	0.79
1:A:327:PRO:CG	1:L:237:PRO:HD2	2.12	0.78
1:B:275:LEU:N	1:R:275:LEU:CD1	2.45	0.78
1:C:280:SER:HG	1:C:334:HIS:CD2	1.97	0.78
1:E:504:ASN:HB3	1:E:505:PRO:CD	2.12	0.78
1:P:397:GLN:HG2	1:P:523:SER:HB2	1.64	0.78
1:E:275:LEU:CD1	1:J:275:LEU:N	2.45	0.78
1:E:608:VAL:HB	1:E:648:MET:HB2	1.63	0.78
1:F:275:LEU:CD1	1:R:275:LEU:N	2.45	0.78
1:H:292:TYR:CE2	1:T:311:THR:CG2	2.60	0.78
1:H:448:PRO:O	1:H:449:ARG:CG	2.30	0.78
1:I:292:TYR:CE2	1:M:311:THR:CG2	2.60	0.78
1:J:397:GLN:HG2	1:J:523:SER:HB2	1.64	0.78
1:K:237:PRO:HD2	1:N:327:PRO:CG	2.12	0.78
1:N:504:ASN:HB3	1:N:505:PRO:CD	2.12	0.78
1:A:387:ARG:NH2	1:E:348:LEU:CD2	2.41	0.78
1:A:451:TYR:CA	1:A:458:VAL:CG2	2.36	0.78
1:B:451:TYR:N	1:B:458:VAL:HG21	1.80	0.78
1:H:280:SER:HG	1:H:334:HIS:CD2	1.97	0.78
1:M:210:ALA:HB3	1:M:324:LEU:H	1.46	0.78
1:O:427:SER:HG	1:O:429:LEU:HD21	1.48	0.78
1:P:411:PHE:CD1	1:P:418:ASP:CB	2.62	0.78
1:B:327:PRO:CG	1:F:237:PRO:HD2	2.12	0.78
1:D:275:LEU:N	1:L:275:LEU:CD1	2.45	0.78
1:K:271:LEU:HD13	1:N:324:LEU:HD22	1.66	0.78
1:K:411:PHE:CD1	1:K:418:ASP:CB	2.62	0.78
1:K:608:VAL:HB	1:K:648:MET:HB2	1.63	0.78
1:S:577:ILE:O	1:S:578:ARG:HG3	1.82	0.78
1:T:504:ASN:HB3	1:T:505:PRO:CD	2.12	0.78

Continued on next page...

Continued from previous page...

Atom-1	Atom-2	Interatomic distance (Å)	Clash overlap (Å)
1:F:275:LEU:HD12	1:R:275:LEU:CA	2.14	0.78
1:G:395:ILE:H	1:G:395:ILE:HD13	1.49	0.78
1:J:299:TYR:CE2	1:P:299:TYR:HE2	2.02	0.78
1:K:210:ALA:HB3	1:K:324:LEU:H	1.46	0.78
1:L:395:ILE:HD13	1:L:395:ILE:H	1.49	0.78
1:L:504:ASN:HB3	1:L:505:PRO:CD	2.12	0.78
1:O:504:ASN:HB3	1:O:505:PRO:CD	2.12	0.78
1:Q:503:ILE:HD13	1:Q:504:ASN:N	1.98	0.78
1:S:503:ILE:HD13	1:S:504:ASN:N	1.98	0.78
1:C:299:TYR:HE2	1:K:299:TYR:CE2	2.02	0.78
1:F:324:LEU:HD22	1:R:271:LEU:HD13	1.66	0.78
1:F:503:ILE:HD13	1:F:504:ASN:N	1.98	0.78
1:M:473:GLN:HA	1:M:524:ASP:OD1	1.84	0.78
1:N:451:TYR:HD1	1:N:457:ILE:HA	1.47	0.78
1:O:210:ALA:HB3	1:O:324:LEU:H	1.46	0.78
1:B:275:LEU:HD12	1:F:275:LEU:N	1.99	0.78
1:B:324:LEU:HD22	1:F:271:LEU:HD13	1.66	0.78
1:K:503:ILE:HD13	1:K:504:ASN:N	1.98	0.78
1:L:172:PHE:HB2	1:T:253:HIS:CE1	2.19	0.78
1:N:451:TYR:CA	1:N:458:VAL:CG2	2.36	0.78
1:N:451:TYR:HD1	1:N:457:ILE:CB	1.95	0.78
1:R:451:TYR:HD1	1:R:457:ILE:CB	1.95	0.78
1:S:395:ILE:HD13	1:S:395:ILE:H	1.49	0.78
1:T:437:VAL:CG1	1:T:439:THR:N	2.38	0.78
1:A:275:LEU:CG	1:D:275:LEU:CD1	2.34	0.78
1:A:324:LEU:HD22	1:L:271:LEU:HD13	1.66	0.78
1:A:473:GLN:HA	1:A:524:ASP:OD1	1.84	0.78
1:B:280:SER:CB	1:B:334:HIS:CE1	2.67	0.78
1:B:473:GLN:HA	1:B:524:ASP:OD1	1.84	0.78
1:C:397:GLN:HG2	1:C:523:SER:HB2	1.64	0.78
1:E:327:PRO:CG	1:J:237:PRO:HD2	2.12	0.78
1:F:275:LEU:HD12	1:R:275:LEU:N	1.99	0.78
1:F:280:SER:HG	1:F:334:HIS:CD2	1.97	0.78
1:C:395:ILE:H	1:C:395:ILE:HD13	1.49	0.78
1:I:210:ALA:HB3	1:I:324:LEU:H	1.46	0.78
1:J:342:ILE:H	1:J:342:ILE:CD1	1.97	0.78
1:K:473:GLN:HA	1:K:524:ASP:OD1	1.84	0.78
1:N:395:ILE:H	1:N:395:ILE:HD13	1.49	0.78
1:N:503:ILE:HD13	1:N:504:ASN:N	1.98	0.78
1:A:275:LEU:N	1:D:275:LEU:HD12	1.99	0.78
1:B:275:LEU:CA	1:R:275:LEU:HD12	2.14	0.78

Continued on next page...

Continued from previous page...

Atom-1	Atom-2	Interatomic distance (Å)	Clash overlap (Å)
1:B:275:LEU:HD12	1:F:275:LEU:CA	2.14	0.78
1:D:342:ILE:H	1:D:342:ILE:CD1	1.97	0.78
1:E:253:HIS:CE1	1:O:172:PHE:HB2	2.19	0.78
1:F:395:ILE:H	1:F:395:ILE:HD13	1.49	0.78
1:H:172:PHE:HB2	1:O:253:HIS:CE1	2.19	0.78
1:M:342:ILE:CD1	1:M:342:ILE:H	1.97	0.78
1:N:401:GLU:OE1	1:N:402:LYS:CG	2.32	0.78
1:Q:280:SER:HG	1:Q:334:HIS:CD2	1.97	0.78
1:B:342:ILE:CD1	1:B:342:ILE:H	1.97	0.77
1:C:395:ILE:HG22	1:C:406:GLY:HA3	1.67	0.77
1:D:275:LEU:N	1:L:275:LEU:HD12	1.99	0.77
1:D:395:ILE:HD13	1:D:395:ILE:H	1.49	0.77
1:E:299:TYR:CE2	1:L:299:TYR:HE2	2.02	0.77
1:E:395:ILE:HG22	1:E:406:GLY:HA3	1.66	0.77
1:F:401:GLU:OE1	1:F:402:LYS:CG	2.33	0.77
1:F:504:ASN:HB3	1:F:505:PRO:CD	2.12	0.77
1:G:411:PHE:CD1	1:G:418:ASP:CB	2.62	0.77
1:H:411:PHE:CD1	1:H:418:ASP:CB	2.62	0.77
1:J:398:LYS:N	1:J:403:LEU:HD23	2.00	0.77
1:L:210:ALA:HB3	1:L:324:LEU:H	1.46	0.77
1:L:473:GLN:HA	1:L:524:ASP:OD1	1.84	0.77
1:O:395:ILE:HD13	1:O:395:ILE:H	1.49	0.77
1:Q:401:GLU:OE1	1:Q:402:LYS:CG	2.32	0.77
1:S:275:LEU:HD12	1:T:275:LEU:N	1.99	0.77
1:S:280:SER:CB	1:S:334:HIS:CE1	2.67	0.77
1:S:324:LEU:HD22	1:T:271:LEU:HD13	1.66	0.77
1:T:395:ILE:HG22	1:T:406:GLY:HA3	1.66	0.77
1:A:172:PHE:HB2	1:J:253:HIS:CE1	2.19	0.77
1:A:398:LYS:N	1:A:403:LEU:HD23	2.00	0.77
1:B:395:ILE:H	1:B:395:ILE:HD13	1.49	0.77
1:E:275:LEU:HD12	1:J:275:LEU:CA	2.14	0.77
1:H:397:GLN:HG2	1:H:523:SER:HB2	1.64	0.77
1:H:503:ILE:HD13	1:H:504:ASN:N	1.98	0.77
1:L:401:GLU:OE1	1:L:402:LYS:CG	2.33	0.77
1:M:237:PRO:HD2	1:Q:327:PRO:CG	2.12	0.77
1:M:299:TYR:HE2	1:R:299:TYR:CE2	2.02	0.77
1:N:395:ILE:HG22	1:N:406:GLY:HA3	1.66	0.77
1:N:398:LYS:N	1:N:403:LEU:HD23	1.99	0.77
1:N:437:VAL:CG1	1:N:439:THR:N	2.38	0.77
1:O:451:TYR:HD1	1:O:457:ILE:HA	1.47	0.77
1:P:299:TYR:CE2	1:Q:299:TYR:HE2	2.02	0.77

Continued on next page...

Continued from previous page...

Atom-1	Atom-2	Interatomic distance (Å)	Clash overlap (Å)
1:Q:280:SER:CB	1:Q:334:HIS:CE1	2.67	0.77
1:Q:473:GLN:HA	1:Q:524:ASP:OD1	1.84	0.77
1:A:395:ILE:HD13	1:A:395:ILE:H	1.49	0.77
1:A:395:ILE:HG22	1:A:406:GLY:HA3	1.66	0.77
1:A:577:ILE:O	1:A:578:ARG:HG3	1.82	0.77
1:C:253:HIS:CE1	1:K:172:PHE:HB2	2.19	0.77
1:F:299:TYR:CE2	1:K:299:TYR:HE2	2.02	0.77
1:F:342:ILE:CD1	1:F:342:ILE:H	1.97	0.77
1:G:280:SER:CB	1:G:334:HIS:CE1	2.67	0.77
1:G:342:ILE:H	1:G:342:ILE:CD1	1.97	0.77
1:G:437:VAL:CG1	1:G:439:THR:N	2.38	0.77
1:H:280:SER:CB	1:H:334:HIS:CE1	2.67	0.77
1:H:299:TYR:HE2	1:T:299:TYR:CE2	2.02	0.77
1:K:275:LEU:N	1:N:275:LEU:HD12	1.99	0.77
1:O:342:ILE:H	1:O:342:ILE:CD1	1.97	0.77
1:O:503:ILE:HD13	1:O:504:ASN:N	1.98	0.77
1:P:352:ASN:HD22	1:P:586:GLN:H	1.33	0.77
1:R:411:PHE:CD1	1:R:418:ASP:CB	2.62	0.77
1:S:352:ASN:HD22	1:S:586:GLN:H	1.33	0.77
1:S:473:GLN:HA	1:S:524:ASP:OD1	1.84	0.77
1:C:425:ILE:HG12	1:C:499:PRO:HB3	1.67	0.77
1:D:292:TYR:CE2	1:S:311:THR:CG2	2.59	0.77
1:D:398:LYS:N	1:D:403:LEU:HD23	2.00	0.77
1:E:292:TYR:CE2	1:O:311:THR:CG2	2.60	0.77
1:I:253:HIS:CE1	1:M:172:PHE:HB2	2.19	0.77
1:M:395:ILE:HG22	1:M:406:GLY:HA3	1.66	0.77
1:P:280:SER:CB	1:P:334:HIS:CE1	2.67	0.77
1:Q:577:ILE:O	1:Q:578:ARG:HG3	1.82	0.77
1:R:398:LYS:N	1:R:403:LEU:HD23	1.99	0.77
1:T:360:ASP:HB3	1:T:568:LYS:HB3	1.67	0.77
1:T:395:ILE:HD13	1:T:395:ILE:H	1.49	0.77
1:A:360:ASP:HB3	1:A:568:LYS:HB3	1.67	0.77
1:B:275:LEU:HD12	1:F:275:LEU:HA	1.67	0.77
1:D:172:PHE:HB2	1:F:253:HIS:CE1	2.19	0.77
1:F:280:SER:CB	1:F:334:HIS:CE1	2.67	0.77
1:H:473:GLN:HA	1:H:524:ASP:OD1	1.84	0.77
1:I:473:GLN:HA	1:I:524:ASP:OD1	1.84	0.77
1:K:275:LEU:CA	1:N:275:LEU:HD12	2.14	0.77
1:K:280:SER:CB	1:K:334:HIS:CE1	2.67	0.77
1:K:342:ILE:H	1:K:342:ILE:CD1	1.97	0.77
1:K:395:ILE:HG22	1:K:406:GLY:HA3	1.66	0.77

Continued on next page...

Continued from previous page...

Atom-1	Atom-2	Interatomic distance (Å)	Clash overlap (Å)
1:L:425:ILE:HG12	1:L:499:PRO:HB3	1.67	0.77
1:L:451:TYR:HD1	1:L:457:ILE:HA	1.47	0.77
1:M:253:HIS:CE1	1:R:172:PHE:HB2	2.19	0.77
1:M:425:ILE:HG12	1:M:499:PRO:HB3	1.67	0.77
1:N:280:SER:CB	1:N:334:HIS:CE1	2.67	0.77
1:N:608:VAL:HB	1:N:648:MET:HB2	1.63	0.77
1:Q:397:GLN:HG2	1:Q:523:SER:HB2	1.64	0.77
1:A:237:PRO:HD2	1:D:327:PRO:CG	2.12	0.77
1:B:395:ILE:HG22	1:B:406:GLY:HA3	1.66	0.77
1:C:451:TYR:CA	1:C:458:VAL:CG2	2.36	0.77
1:E:275:LEU:HD12	1:J:275:LEU:N	1.99	0.77
1:G:299:TYR:CE2	1:N:299:TYR:HE2	2.02	0.77
1:G:360:ASP:HB3	1:G:568:LYS:HB3	1.67	0.77
1:G:425:ILE:HG12	1:G:499:PRO:HB3	1.67	0.77
1:H:253:HIS:CE1	1:T:172:PHE:HB2	2.19	0.77
1:I:425:ILE:HG12	1:I:499:PRO:HB3	1.67	0.77
1:L:299:TYR:CE2	1:T:299:TYR:HE2	2.02	0.77
1:L:342:ILE:H	1:L:342:ILE:CD1	1.97	0.77
1:Q:398:LYS:N	1:Q:403:LEU:HD23	1.99	0.77
1:A:280:SER:CB	1:A:334:HIS:CE1	2.67	0.77
1:C:172:PHE:HB2	1:S:253:HIS:CE1	2.19	0.77
1:C:352:ASN:HD22	1:C:586:GLN:H	1.33	0.77
1:C:398:LYS:N	1:C:403:LEU:HD23	2.00	0.77
1:C:401:GLU:OE1	1:C:402:LYS:CG	2.32	0.77
1:D:271:LEU:HD13	1:L:324:LEU:HD22	1.66	0.77
1:E:473:GLN:HA	1:E:524:ASP:OD1	1.84	0.77
1:G:451:TYR:HD1	1:G:457:ILE:HA	1.47	0.77
1:J:395:ILE:HG22	1:J:406:GLY:HA3	1.67	0.77
1:L:395:ILE:HG22	1:L:406:GLY:HA3	1.66	0.77
1:L:397:GLN:HG2	1:L:523:SER:HB2	1.64	0.77
1:M:411:PHE:CD1	1:M:418:ASP:CB	2.62	0.77
1:Q:342:ILE:CD1	1:Q:342:ILE:H	1.97	0.77
1:S:395:ILE:HG22	1:S:406:GLY:HA3	1.66	0.77
1:A:271:LEU:HD13	1:D:324:LEU:HD22	1.66	0.77
1:B:425:ILE:HG12	1:B:499:PRO:HB3	1.67	0.77
1:C:473:GLN:HA	1:C:524:ASP:OD1	1.84	0.77
1:E:299:TYR:HE2	1:O:299:TYR:CE2	2.02	0.77
1:F:352:ASN:HD22	1:F:586:GLN:H	1.33	0.77
1:F:398:LYS:N	1:F:403:LEU:HD23	1.99	0.77
1:H:342:ILE:H	1:H:342:ILE:CD1	1.97	0.77
1:H:360:ASP:HB3	1:H:568:LYS:HB3	1.67	0.77

Continued on next page...

Continued from previous page...

Atom-1	Atom-2	Interatomic distance (Å)	Clash overlap (Å)
1:H:395:ILE:HD13	1:H:395:ILE:H	1.49	0.77
1:H:398:LYS:N	1:H:403:LEU:HD23	1.99	0.77
1:P:395:ILE:HD13	1:P:395:ILE:H	1.49	0.77
1:A:342:ILE:CD1	1:A:342:ILE:H	1.97	0.77
1:A:352:ASN:HD22	1:A:586:GLN:H	1.33	0.77
1:D:280:SER:CB	1:D:334:HIS:CE1	2.67	0.77
1:D:425:ILE:HG12	1:D:499:PRO:HB3	1.67	0.77
1:D:473:GLN:HA	1:D:524:ASP:OD1	1.84	0.77
1:F:360:ASP:HB3	1:F:568:LYS:HB3	1.67	0.77
1:H:311:THR:CG2	1:O:292:TYR:CE2	2.59	0.77
1:H:395:ILE:HG22	1:H:406:GLY:HA3	1.66	0.77
1:J:311:THR:CG2	1:P:292:TYR:CE2	2.59	0.77
1:O:437:VAL:CG1	1:O:439:THR:N	2.38	0.77
1:P:172:PHE:HB2	1:Q:253:HIS:CE1	2.19	0.77
1:P:342:ILE:CD1	1:P:342:ILE:H	1.97	0.77
1:Q:360:ASP:HB3	1:Q:568:LYS:HB3	1.67	0.77
1:Q:395:ILE:HG22	1:Q:406:GLY:HA3	1.66	0.77
1:R:280:SER:CB	1:R:334:HIS:CE1	2.67	0.77
1:R:425:ILE:HG12	1:R:499:PRO:HB3	1.67	0.77
1:B:253:HIS:CE1	1:Q:172:PHE:HB2	2.19	0.77
1:B:275:LEU:N	1:R:275:LEU:HD12	1.99	0.77
1:C:280:SER:CB	1:C:334:HIS:CE1	2.67	0.77
1:E:280:SER:CB	1:E:334:HIS:CE1	2.67	0.77
1:E:398:LYS:N	1:E:403:LEU:HD23	1.99	0.77
1:E:437:VAL:CG1	1:E:438:THR:N	2.34	0.77
1:F:172:PHE:HB2	1:K:253:HIS:CE1	2.19	0.77
1:F:395:ILE:HG22	1:F:406:GLY:HA3	1.66	0.77
1:F:448:PRO:O	1:F:449:ARG:HG3	1.85	0.77
1:G:448:PRO:O	1:G:449:ARG:HG3	1.85	0.77
1:N:172:PHE:HB2	1:R:253:HIS:CE1	2.19	0.77
1:O:280:SER:CB	1:O:334:HIS:CE1	2.67	0.77
1:P:398:LYS:N	1:P:403:LEU:HD23	1.99	0.77
1:S:275:LEU:HD12	1:T:275:LEU:CA	2.14	0.77
1:C:360:ASP:HB3	1:C:568:LYS:HB3	1.67	0.76
1:C:448:PRO:O	1:C:449:ARG:HG3	1.85	0.76
1:D:397:GLN:HG2	1:D:523:SER:HB2	1.64	0.76
1:E:311:THR:CG2	1:L:292:TYR:CE2	2.60	0.76
1:H:222:SER:HB2	1:O:230:LYS:CG	2.16	0.76
1:L:360:ASP:HB3	1:L:568:LYS:HB3	1.67	0.76
1:M:395:ILE:HD13	1:M:395:ILE:H	1.49	0.76
1:M:448:PRO:O	1:M:449:ARG:HG3	1.85	0.76

Continued on next page...

Continued from previous page...

Atom-1	Atom-2	Interatomic distance (Å)	Clash overlap (Å)
1:O:448:PRO:O	1:O:449:ARG:HG3	1.86	0.76
1:O:473:GLN:HA	1:O:524:ASP:OD1	1.84	0.76
1:R:473:GLN:HA	1:R:524:ASP:OD1	1.84	0.76
1:S:360:ASP:HB3	1:S:568:LYS:HB3	1.67	0.76
1:S:398:LYS:N	1:S:403:LEU:HD23	1.99	0.76
1:S:411:PHE:CD1	1:S:418:ASP:CB	2.62	0.76
1:T:280:SER:CB	1:T:334:HIS:CE1	2.67	0.76
1:T:342:ILE:CD1	1:T:342:ILE:H	1.97	0.76
1:T:411:PHE:CD1	1:T:418:ASP:CB	2.62	0.76
1:B:398:LYS:N	1:B:403:LEU:HD23	1.99	0.76
1:G:352:ASN:HD22	1:G:586:GLN:H	1.33	0.76
1:H:425:ILE:HG12	1:H:499:PRO:HB3	1.67	0.76
1:K:360:ASP:HB3	1:K:568:LYS:HB3	1.67	0.76
1:K:395:ILE:H	1:K:395:ILE:HD13	1.49	0.76
1:K:398:LYS:N	1:K:403:LEU:HD23	1.99	0.76
1:K:401:GLU:OE1	1:K:402:LYS:CG	2.33	0.76
1:L:222:SER:HB2	1:T:230:LYS:CG	2.16	0.76
1:M:360:ASP:HB3	1:M:568:LYS:HB3	1.67	0.76
1:O:402:LYS:CD	1:O:511:PHE:CE2	2.69	0.76
1:D:253:HIS:CE1	1:S:172:PHE:HB2	2.19	0.76
1:F:425:ILE:HG12	1:F:499:PRO:HB3	1.67	0.76
1:F:473:GLN:HA	1:F:524:ASP:OD1	1.84	0.76
1:J:425:ILE:HG12	1:J:499:PRO:HB3	1.67	0.76
1:K:437:VAL:CG1	1:K:439:THR:N	2.38	0.76
1:L:398:LYS:N	1:L:403:LEU:HD23	1.99	0.76
1:N:425:ILE:HG12	1:N:499:PRO:HB3	1.67	0.76
1:P:222:SER:HB2	1:Q:230:LYS:CG	2.15	0.76
1:Q:395:ILE:HD13	1:Q:395:ILE:H	1.49	0.76
1:S:402:LYS:CD	1:S:511:PHE:CE2	2.69	0.76
1:T:448:PRO:O	1:T:449:ARG:HG3	1.85	0.76
1:B:411:PHE:CD1	1:B:418:ASP:CB	2.62	0.76
1:C:342:ILE:H	1:C:342:ILE:CD1	1.97	0.76
1:D:448:PRO:O	1:D:449:ARG:HG3	1.85	0.76
1:E:342:ILE:CD1	1:E:342:ILE:H	1.97	0.76
1:E:425:ILE:HG12	1:E:499:PRO:HB3	1.67	0.76
1:F:222:SER:HB2	1:K:230:LYS:CG	2.16	0.76
1:G:398:LYS:N	1:G:403:LEU:HD23	2.00	0.76
1:J:401:GLU:OE1	1:J:402:LYS:CG	2.33	0.76
1:J:473:GLN:HA	1:J:524:ASP:OD1	1.84	0.76
1:M:352:ASN:HD22	1:M:586:GLN:H	1.33	0.76
1:Q:448:PRO:O	1:Q:449:ARG:HG3	1.85	0.76

Continued on next page...

Continued from previous page...

Atom-1	Atom-2	Interatomic distance (Å)	Clash overlap (Å)
1:R:342:ILE:H	1:R:342:ILE:CD1	1.97	0.76
1:R:360:ASP:HB3	1:R:568:LYS:HB3	1.67	0.76
1:R:395:ILE:HG22	1:R:406:GLY:HA3	1.66	0.76
1:T:398:LYS:N	1:T:403:LEU:HD23	1.99	0.76
1:B:230:LYS:CG	1:Q:222:SER:HB2	2.15	0.76
1:C:402:LYS:CD	1:C:511:PHE:CE2	2.69	0.76
1:D:360:ASP:HB3	1:D:568:LYS:HB3	1.67	0.76
1:E:402:LYS:CD	1:E:511:PHE:CE2	2.69	0.76
1:E:448:PRO:O	1:E:449:ARG:HG3	1.85	0.76
1:H:230:LYS:CG	1:T:222:SER:HB2	2.15	0.76
1:I:342:ILE:CD1	1:I:342:ILE:H	1.97	0.76
1:I:395:ILE:HD13	1:I:395:ILE:H	1.49	0.76
1:I:398:LYS:N	1:I:403:LEU:HD23	1.99	0.76
1:L:352:ASN:HD22	1:L:586:GLN:H	1.33	0.76
1:M:275:LEU:N	1:Q:275:LEU:HD12	1.99	0.76
1:M:280:SER:CB	1:M:334:HIS:CE1	2.67	0.76
1:N:402:LYS:CD	1:N:511:PHE:CE2	2.69	0.76
1:P:402:LYS:CD	1:P:511:PHE:CE2	2.69	0.76
1:Q:425:ILE:HG12	1:Q:499:PRO:HB3	1.67	0.76
1:R:395:ILE:H	1:R:395:ILE:HD13	1.49	0.76
1:A:299:TYR:HE2	1:B:299:TYR:CE2	2.02	0.76
1:B:271:LEU:HD13	1:R:324:LEU:HD22	1.66	0.76
1:B:448:PRO:O	1:B:449:ARG:HG3	1.86	0.76
1:I:280:SER:CB	1:I:334:HIS:CE1	2.67	0.76
1:K:425:ILE:HG12	1:K:499:PRO:HB3	1.67	0.76
1:P:297:ASN:HD22	1:P:298:PRO:CD	1.99	0.76
1:A:425:ILE:HG12	1:A:499:PRO:HB3	1.67	0.76
1:D:299:TYR:CE2	1:F:299:TYR:HE2	2.02	0.76
1:E:324:LEU:HD22	1:J:271:LEU:HD13	1.66	0.76
1:F:437:VAL:CG1	1:F:439:THR:N	2.38	0.76
1:J:280:SER:CB	1:J:334:HIS:CE1	2.67	0.76
1:J:395:ILE:H	1:J:395:ILE:HD13	1.49	0.76
1:L:280:SER:CB	1:L:334:HIS:CE1	2.67	0.76
1:L:297:ASN:HD22	1:L:298:PRO:CD	1.99	0.76
1:M:297:ASN:HD22	1:M:298:PRO:CD	1.99	0.76
1:M:398:LYS:N	1:M:403:LEU:HD23	2.00	0.76
1:N:473:GLN:HA	1:N:524:ASP:OD1	1.84	0.76
1:R:437:VAL:CG1	1:R:439:THR:N	2.38	0.76
1:S:448:PRO:O	1:S:449:ARG:HG3	1.85	0.76
1:T:402:LYS:CD	1:T:511:PHE:CE2	2.69	0.76
1:A:275:LEU:HD12	1:L:275:LEU:N	1.99	0.76

Continued on next page...

Continued from previous page...

Atom-1	Atom-2	Interatomic distance (Å)	Clash overlap (Å)
1:A:299:TYR:CE2	1:J:299:TYR:HE2	2.02	0.76
1:A:401:GLU:OE1	1:A:402:LYS:CG	2.33	0.76
1:B:401:GLU:OE1	1:B:402:LYS:CG	2.33	0.76
1:C:297:ASN:HD22	1:C:298:PRO:CD	1.99	0.76
1:D:275:LEU:HA	1:L:275:LEU:HD12	1.66	0.76
1:D:299:TYR:HE2	1:S:299:TYR:CE2	2.02	0.76
1:D:402:LYS:CD	1:D:511:PHE:CE2	2.69	0.76
1:G:395:ILE:HG22	1:G:406:GLY:HA3	1.66	0.76
1:J:297:ASN:HD22	1:J:298:PRO:CD	1.99	0.76
1:J:448:PRO:O	1:J:449:ARG:HG3	1.86	0.76
1:K:451:TYR:CA	1:K:458:VAL:CG2	2.36	0.76
1:L:451:TYR:N	1:L:458:VAL:HG21	1.80	0.76
1:M:401:GLU:OE1	1:M:402:LYS:CG	2.33	0.76
1:N:297:ASN:HD22	1:N:298:PRO:CD	1.99	0.76
1:O:398:LYS:N	1:O:403:LEU:HD23	2.00	0.76
1:P:425:ILE:HG12	1:P:499:PRO:HB3	1.67	0.76
1:P:473:GLN:HA	1:P:524:ASP:OD1	1.84	0.76
1:D:395:ILE:HG22	1:D:406:GLY:HA3	1.66	0.76
1:E:451:TYR:CA	1:E:458:VAL:CG2	2.36	0.76
1:H:402:LYS:CD	1:H:511:PHE:CE2	2.69	0.76
1:K:448:PRO:O	1:K:449:ARG:HG3	1.85	0.76
1:M:275:LEU:CA	1:Q:275:LEU:HD12	2.14	0.76
1:M:292:TYR:CE2	1:R:311:THR:CG2	2.60	0.76
1:M:402:LYS:CD	1:M:511:PHE:CE2	2.69	0.76
1:N:342:ILE:H	1:N:342:ILE:CD1	1.97	0.76
1:N:360:ASP:HB3	1:N:568:LYS:HB3	1.67	0.76
1:P:395:ILE:HG22	1:P:406:GLY:HA3	1.66	0.76
1:P:448:PRO:O	1:P:449:ARG:HG3	1.85	0.76
1:R:401:GLU:OE1	1:R:402:LYS:CG	2.33	0.76
1:R:504:ASN:HB3	1:R:505:PRO:CD	2.12	0.76
1:S:569:ASN:O	1:S:570:THR:CG2	2.34	0.76
1:T:473:GLN:HA	1:T:524:ASP:OD1	1.84	0.76
1:A:451:TYR:CD1	1:A:457:ILE:HB	2.21	0.76
1:C:569:ASN:O	1:C:570:THR:CG2	2.34	0.76
1:E:451:TYR:CD1	1:E:457:ILE:HB	2.21	0.76
1:G:299:TYR:HE2	1:I:299:TYR:CE2	2.02	0.76
1:I:230:LYS:CG	1:M:222:SER:HB2	2.16	0.76
1:J:360:ASP:HB3	1:J:568:LYS:HB3	1.67	0.76
1:L:311:THR:CG2	1:T:292:TYR:CE2	2.59	0.76
1:L:451:TYR:CD1	1:L:457:ILE:HB	2.21	0.76
1:O:401:GLU:OE1	1:O:402:LYS:CG	2.33	0.76

Continued on next page...

Continued from previous page...

Atom-1	Atom-2	Interatomic distance (Å)	Clash overlap (Å)
1:O:425:ILE:HG12	1:O:499:PRO:HB3	1.67	0.76
1:Q:297:ASN:HD22	1:Q:298:PRO:CD	1.99	0.76
1:Q:350:ILE:HA	1:Q:357:ASP:HA	1.68	0.76
1:Q:437:VAL:CG1	1:Q:439:THR:N	2.38	0.76
1:S:451:TYR:CD1	1:S:457:ILE:HB	2.21	0.76
1:A:253:HIS:CE1	1:B:172:PHE:HB2	2.19	0.75
1:B:275:LEU:HA	1:R:275:LEU:HD12	1.66	0.75
1:B:360:ASP:HB3	1:B:568:LYS:HB3	1.67	0.75
1:D:401:GLU:OE1	1:D:402:LYS:CG	2.33	0.75
1:E:172:PHE:HB2	1:L:253:HIS:CE1	2.19	0.75
1:F:297:ASN:HD22	1:F:298:PRO:CD	1.99	0.75
1:F:569:ASN:O	1:F:570:THR:CG2	2.34	0.75
1:H:352:ASN:HD22	1:H:586:GLN:H	1.33	0.75
1:H:401:GLU:OE1	1:H:402:LYS:CG	2.32	0.75
1:H:569:ASN:O	1:H:570:THR:CG2	2.34	0.75
1:I:402:LYS:CD	1:I:511:PHE:CE2	2.69	0.75
1:K:275:LEU:HA	1:N:275:LEU:HD12	1.66	0.75
1:K:297:ASN:HD22	1:K:298:PRO:CD	1.99	0.75
1:P:311:THR:CG2	1:Q:292:TYR:CE2	2.59	0.75
1:P:451:TYR:N	1:P:458:VAL:HG21	1.80	0.75
1:R:402:LYS:CD	1:R:511:PHE:CE2	2.69	0.75
1:A:222:SER:HB2	1:J:230:LYS:CG	2.16	0.75
1:A:230:LYS:CG	1:B:222:SER:HB2	2.16	0.75
1:A:275:LEU:HD12	1:L:275:LEU:CA	2.14	0.75
1:A:569:ASN:O	1:A:570:THR:CG2	2.34	0.75
1:C:451:TYR:CD1	1:C:457:ILE:HB	2.21	0.75
1:D:402:LYS:HZ2	1:D:511:PHE:HE2	1.25	0.75
1:G:230:LYS:CG	1:I:222:SER:HB2	2.15	0.75
1:H:451:TYR:CD1	1:H:457:ILE:HB	2.21	0.75
1:K:451:TYR:CD1	1:K:457:ILE:HB	2.21	0.75
1:A:402:LYS:CD	1:A:511:PHE:CE2	2.69	0.75
1:E:360:ASP:HB3	1:E:568:LYS:HB3	1.67	0.75
1:E:411:PHE:CD1	1:E:418:ASP:CB	2.62	0.75
1:G:473:GLN:HA	1:G:524:ASP:OD1	1.84	0.75
1:I:299:TYR:HE2	1:M:299:TYR:CE2	2.02	0.75
1:I:395:ILE:HG22	1:I:406:GLY:HA3	1.66	0.75
1:J:172:PHE:HB2	1:P:253:HIS:CE1	2.19	0.75
1:K:402:LYS:CD	1:K:511:PHE:CE2	2.69	0.75
1:L:569:ASN:O	1:L:570:THR:CG2	2.34	0.75
1:M:230:LYS:CG	1:R:222:SER:HB2	2.16	0.75
1:N:451:TYR:CD1	1:N:457:ILE:HB	2.21	0.75

Continued on next page...

Continued from previous page...

Atom-1	Atom-2	Interatomic distance (Å)	Clash overlap (Å)
1:O:395:ILE:HG22	1:O:406:GLY:HA3	1.67	0.75
1:Q:402:LYS:CD	1:Q:511:PHE:CE2	2.69	0.75
1:Q:569:ASN:O	1:Q:570:THR:CG2	2.34	0.75
1:T:297:ASN:HD22	1:T:298:PRO:CD	1.99	0.75
1:E:297:ASN:HD22	1:E:298:PRO:CD	1.99	0.75
1:E:401:GLU:OE1	1:E:402:LYS:CG	2.32	0.75
1:F:275:LEU:CD1	1:R:275:LEU:CG	2.34	0.75
1:G:253:HIS:CE1	1:I:172:PHE:HB2	2.19	0.75
1:I:360:ASP:HB3	1:I:568:LYS:HB3	1.67	0.75
1:J:222:SER:HB2	1:P:230:LYS:CG	2.15	0.75
1:J:451:TYR:CD1	1:J:457:ILE:HB	2.21	0.75
1:R:297:ASN:HD22	1:R:298:PRO:CD	1.99	0.75
1:B:299:TYR:HE2	1:Q:299:TYR:CE2	2.02	0.75
1:D:569:ASN:O	1:D:570:THR:CG2	2.34	0.75
1:E:230:LYS:CG	1:O:222:SER:HB2	2.16	0.75
1:E:416:ILE:CG1	1:E:503:ILE:HD12	2.17	0.75
1:F:402:LYS:CD	1:F:511:PHE:CE2	2.69	0.75
1:J:402:LYS:CD	1:J:511:PHE:CE2	2.69	0.75
1:L:402:LYS:CD	1:L:511:PHE:CE2	2.69	0.75
1:L:402:LYS:HZ2	1:L:511:PHE:HE2	1.35	0.75
1:L:448:PRO:O	1:L:449:ARG:HG3	1.86	0.75
1:P:569:ASN:O	1:P:570:THR:CG2	2.34	0.75
1:R:569:ASN:O	1:R:570:THR:CG2	2.34	0.75
1:S:327:PRO:CG	1:T:237:PRO:HD2	2.12	0.75
1:S:401:GLU:OE1	1:S:402:LYS:CG	2.33	0.75
1:S:425:ILE:HG12	1:S:499:PRO:HB3	1.67	0.75
1:T:569:ASN:O	1:T:570:THR:CG2	2.34	0.75
1:B:451:TYR:CD1	1:B:457:ILE:HB	2.21	0.75
1:C:350:ILE:HA	1:C:357:ASP:HA	1.69	0.75
1:D:222:SER:HB2	1:F:230:LYS:CG	2.16	0.75
1:G:401:GLU:OE1	1:G:402:LYS:CG	2.32	0.75
1:J:569:ASN:O	1:J:570:THR:CG2	2.34	0.75
1:O:350:ILE:HA	1:O:357:ASP:HA	1.69	0.75
1:A:448:PRO:O	1:A:449:ARG:HG3	1.85	0.75
1:C:299:TYR:CE2	1:S:299:TYR:HE2	2.02	0.75
1:D:350:ILE:HA	1:D:357:ASP:HA	1.69	0.75
1:F:311:THR:CG2	1:K:292:TYR:CE2	2.60	0.75
1:H:299:TYR:CE2	1:O:299:TYR:HE2	2.02	0.75
1:H:448:PRO:O	1:H:449:ARG:HG3	1.86	0.75
1:K:504:ASN:HB3	1:K:505:PRO:CD	2.12	0.75
1:N:222:SER:HB2	1:R:230:LYS:CG	2.16	0.75

Continued on next page...

Continued from previous page...

Atom-1	Atom-2	Interatomic distance (Å)	Clash overlap (Å)
1:N:350:ILE:HA	1:N:357:ASP:HA	1.69	0.75
1:N:569:ASN:O	1:N:570:THR:CG2	2.34	0.75
1:R:416:ILE:CG1	1:R:503:ILE:HD12	2.17	0.75
1:A:297:ASN:HD22	1:A:298:PRO:CD	1.99	0.75
1:D:230:LYS:CG	1:S:222:SER:HB2	2.16	0.75
1:D:297:ASN:HD22	1:D:298:PRO:CD	1.99	0.75
1:D:352:ASN:HD22	1:D:586:GLN:H	1.33	0.75
1:D:451:TYR:CD1	1:D:457:ILE:HB	2.21	0.75
1:G:292:TYR:CE2	1:I:311:THR:CG2	2.59	0.75
1:I:569:ASN:O	1:I:570:THR:CG2	2.34	0.75
1:M:271:LEU:HD13	1:Q:324:LEU:HD22	1.66	0.75
1:A:297:ASN:HD22	1:A:298:PRO:N	1.85	0.75
1:B:387:ARG:NH2	1:D:348:LEU:CD2	2.41	0.75
1:B:569:ASN:O	1:B:570:THR:CG2	2.34	0.75
1:G:416:ILE:CG1	1:G:503:ILE:HD12	2.17	0.75
1:I:401:GLU:OE1	1:I:402:LYS:CG	2.33	0.75
1:I:416:ILE:CG1	1:I:503:ILE:HD12	2.17	0.75
1:J:352:ASN:HD22	1:J:586:GLN:H	1.33	0.75
1:J:411:PHE:CD1	1:J:418:ASP:CB	2.62	0.75
1:K:416:ILE:CG1	1:K:503:ILE:HD12	2.17	0.75
1:K:451:TYR:N	1:K:458:VAL:HG21	1.80	0.75
1:N:297:ASN:HD22	1:N:298:PRO:N	1.85	0.75
1:O:297:ASN:HD22	1:O:298:PRO:CD	1.99	0.75
1:Q:451:TYR:CD1	1:Q:457:ILE:HB	2.21	0.75
1:R:448:PRO:O	1:R:449:ARG:HG3	1.86	0.75
1:B:237:PRO:HD3	1:R:327:PRO:HD3	1.68	0.74
1:C:222:SER:HB2	1:S:230:LYS:CG	2.16	0.74
1:F:411:PHE:CD1	1:F:418:ASP:CB	2.62	0.74
1:F:451:TYR:CD1	1:F:457:ILE:HB	2.21	0.74
1:G:402:LYS:CD	1:G:511:PHE:CE2	2.69	0.74
1:H:297:ASN:HD22	1:H:298:PRO:N	1.85	0.74
1:J:297:ASN:HD22	1:J:298:PRO:N	1.85	0.74
1:L:416:ILE:CG1	1:L:503:ILE:HD12	2.17	0.74
1:M:297:ASN:HD22	1:M:298:PRO:N	1.85	0.74
1:N:416:ILE:CG1	1:N:503:ILE:HD12	2.17	0.74
1:O:352:ASN:HD22	1:O:586:GLN:H	1.33	0.74
1:O:451:TYR:CD1	1:O:457:ILE:HB	2.21	0.74
1:P:451:TYR:CD1	1:P:457:ILE:HB	2.21	0.74
1:S:328:PRO:O	1:T:251:TYR:HD1	1.55	0.74
1:T:425:ILE:HG12	1:T:499:PRO:HB3	1.67	0.74
1:B:297:ASN:HD22	1:B:298:PRO:N	1.85	0.74

Continued on next page...

Continued from previous page...

Atom-1	Atom-2	Interatomic distance (Å)	Clash overlap (Å)
1:C:230:LYS:CG	1:K:222:SER:HB2	2.16	0.74
1:E:352:ASN:HD22	1:E:586:GLN:H	1.33	0.74
1:E:569:ASN:O	1:E:570:THR:CG2	2.34	0.74
1:F:416:ILE:CG1	1:F:503:ILE:HD12	2.17	0.74
1:G:172:PHE:HB2	1:N:253:HIS:CE1	2.19	0.74
1:G:350:ILE:HA	1:G:357:ASP:HA	1.69	0.74
1:L:387:ARG:NH2	1:S:348:LEU:CD2	2.41	0.74
1:M:569:ASN:O	1:M:570:THR:CG2	2.34	0.74
1:N:448:PRO:O	1:N:449:ARG:HG3	1.85	0.74
1:B:352:ASN:HD22	1:B:586:GLN:H	1.33	0.74
1:B:402:LYS:CD	1:B:511:PHE:CE2	2.69	0.74
1:G:222:SER:HB2	1:N:230:LYS:CG	2.15	0.74
1:G:451:TYR:CA	1:G:458:VAL:CG2	2.36	0.74
1:G:569:ASN:O	1:G:570:THR:CG2	2.34	0.74
1:H:297:ASN:HD22	1:H:298:PRO:CD	1.99	0.74
1:K:352:ASN:HD22	1:K:586:GLN:H	1.33	0.74
1:L:297:ASN:HD22	1:L:298:PRO:N	1.85	0.74
1:M:451:TYR:CD1	1:M:457:ILE:HB	2.21	0.74
1:P:416:ILE:CG1	1:P:503:ILE:HD12	2.17	0.74
1:R:352:ASN:HD22	1:R:586:GLN:H	1.33	0.74
1:B:416:ILE:CG1	1:B:503:ILE:HD12	2.17	0.74
1:B:437:VAL:CG1	1:B:439:THR:N	2.38	0.74
1:D:297:ASN:HD22	1:D:298:PRO:N	1.85	0.74
1:E:395:ILE:HD13	1:E:395:ILE:H	1.49	0.74
1:G:297:ASN:HD22	1:G:298:PRO:CD	1.99	0.74
1:O:569:ASN:O	1:O:570:THR:CG2	2.34	0.74
1:R:280:SER:HG	1:R:334:HIS:CE1	1.98	0.74
1:P:360:ASP:HB3	1:P:568:LYS:HB3	1.67	0.74
1:S:297:ASN:HD22	1:S:298:PRO:CD	1.99	0.74
1:S:297:ASN:HD22	1:S:298:PRO:N	1.85	0.74
1:C:416:ILE:CG1	1:C:503:ILE:HD12	2.17	0.74
1:I:350:ILE:HA	1:I:357:ASP:HA	1.68	0.74
1:I:448:PRO:O	1:I:449:ARG:HG3	1.86	0.74
1:J:416:ILE:CG1	1:J:503:ILE:HD12	2.17	0.74
1:K:297:ASN:HD22	1:K:298:PRO:N	1.86	0.74
1:B:297:ASN:HD22	1:B:298:PRO:CD	1.99	0.74
1:E:222:SER:HB2	1:L:230:LYS:CG	2.16	0.74
1:I:451:TYR:CD1	1:I:457:ILE:HB	2.21	0.74
1:J:350:ILE:HA	1:J:357:ASP:HA	1.69	0.74
1:O:360:ASP:HB3	1:O:568:LYS:HB3	1.67	0.74
1:O:416:ILE:CG1	1:O:503:ILE:HD12	2.17	0.74

Continued on next page...

Continued from previous page...

Atom-1	Atom-2	Interatomic distance (Å)	Clash overlap (Å)
1:Q:297:ASN:HD22	1:Q:298:PRO:N	1.85	0.74
1:Q:427:SER:HG	1:Q:429:LEU:HD21	1.52	0.74
1:A:411:PHE:CD1	1:A:418:ASP:CB	2.62	0.74
1:B:275:LEU:CD1	1:F:275:LEU:CG	2.34	0.74
1:D:416:ILE:CG1	1:D:503:ILE:HD12	2.17	0.74
1:H:416:ILE:CG1	1:H:503:ILE:HD12	2.17	0.74
1:I:408:ALA:HB2	1:I:417:PRO:HG3	1.70	0.74
1:K:569:ASN:O	1:K:570:THR:CG2	2.34	0.74
1:R:451:TYR:CD1	1:R:457:ILE:HB	2.21	0.74
1:R:577:ILE:HG13	1:R:578:ARG:N	2.03	0.74
1:S:350:ILE:HA	1:S:357:ASP:HA	1.69	0.74
1:S:408:ALA:HB2	1:S:417:PRO:HG3	1.70	0.74
1:T:416:ILE:CG1	1:T:503:ILE:HD12	2.17	0.74
1:A:416:ILE:CG1	1:A:503:ILE:HD12	2.17	0.74
1:D:280:SER:HG	1:D:334:HIS:CD2	1.97	0.74
1:F:350:ILE:HA	1:F:357:ASP:HA	1.69	0.74
1:G:297:ASN:HD22	1:G:298:PRO:N	1.85	0.74
1:G:451:TYR:CD1	1:G:457:ILE:HB	2.21	0.74
1:I:297:ASN:HD22	1:I:298:PRO:CD	1.99	0.74
1:M:577:ILE:HG13	1:M:578:ARG:N	2.03	0.74
1:N:408:ALA:HB2	1:N:417:PRO:HG3	1.70	0.74
1:S:342:ILE:H	1:S:342:ILE:CD1	1.97	0.74
1:S:416:ILE:CG1	1:S:503:ILE:HD12	2.17	0.74
1:T:451:TYR:CD1	1:T:457:ILE:HB	2.21	0.74
1:F:297:ASN:HD22	1:F:298:PRO:N	1.86	0.74
1:H:350:ILE:HA	1:H:357:ASP:HA	1.69	0.74
1:J:439:THR:CB	1:J:457:ILE:HG12	2.18	0.74
1:K:350:ILE:HA	1:K:357:ASP:HA	1.68	0.74
1:O:297:ASN:HD22	1:O:298:PRO:N	1.85	0.74
1:O:577:ILE:HG13	1:O:578:ARG:N	2.03	0.74
1:A:350:ILE:HA	1:A:357:ASP:HA	1.69	0.73
1:E:439:THR:CB	1:E:457:ILE:HG12	2.18	0.73
1:I:352:ASN:HD22	1:I:586:GLN:H	1.33	0.73
1:K:237:PRO:HD3	1:N:327:PRO:HD3	1.68	0.73
1:M:251:TYR:CD1	1:Q:328:PRO:CB	2.58	0.73
1:Q:439:THR:CB	1:Q:457:ILE:HG12	2.18	0.73
1:R:280:SER:HG	1:R:334:HIS:CD2	1.97	0.73
1:E:350:ILE:HA	1:E:357:ASP:HA	1.69	0.73
1:G:577:ILE:HG13	1:G:578:ARG:N	2.03	0.73
1:K:251:TYR:CD1	1:N:328:PRO:CB	2.58	0.73
1:P:297:ASN:HD22	1:P:298:PRO:N	1.85	0.73

Continued on next page...

Continued from previous page...

Atom-1	Atom-2	Interatomic distance (Å)	Clash overlap (Å)
1:T:350:ILE:HA	1:T:357:ASP:HA	1.69	0.73
1:B:577:ILE:HG13	1:B:578:ARG:N	2.03	0.73
1:C:577:ILE:HG13	1:C:578:ARG:N	2.03	0.73
1:E:297:ASN:HD22	1:E:298:PRO:N	1.85	0.73
1:E:568:LYS:CE	1:E:581:ASP:OD1	2.37	0.73
1:M:416:ILE:CG1	1:M:503:ILE:HD12	2.17	0.73
1:P:439:THR:CB	1:P:457:ILE:HG12	2.18	0.73
1:Q:416:ILE:CG1	1:Q:503:ILE:HD12	2.17	0.73
1:R:297:ASN:HD22	1:R:298:PRO:N	1.85	0.73
1:T:568:LYS:CE	1:T:581:ASP:OD1	2.37	0.73
1:A:251:TYR:CD1	1:D:328:PRO:CB	2.58	0.73
1:E:408:ALA:HB2	1:E:417:PRO:HG3	1.70	0.73
1:I:568:LYS:CE	1:I:581:ASP:OD1	2.37	0.73
1:P:568:LYS:CE	1:P:581:ASP:OD1	2.37	0.73
1:Q:352:ASN:HD22	1:Q:586:GLN:H	1.33	0.73
1:S:328:PRO:C	1:T:251:TYR:HD1	1.61	0.73
1:C:297:ASN:HD22	1:C:298:PRO:N	1.85	0.73
1:C:408:ALA:HB2	1:C:417:PRO:HG3	1.70	0.73
1:E:219:PHE:CB	1:E:312:VAL:HA	2.19	0.73
1:F:408:ALA:HB2	1:F:417:PRO:HG3	1.70	0.73
1:H:219:PHE:CB	1:H:312:VAL:HA	2.19	0.73
1:H:259:ARG:CA	1:O:259:ARG:HH12	2.02	0.73
1:M:568:LYS:CE	1:M:581:ASP:OD1	2.37	0.73
1:A:292:TYR:CE2	1:B:311:THR:CG2	2.59	0.73
1:A:439:THR:CB	1:A:457:ILE:HG12	2.18	0.73
1:H:577:ILE:HG13	1:H:578:ARG:N	2.03	0.73
1:J:568:LYS:CE	1:J:581:ASP:OD1	2.37	0.73
1:K:577:ILE:HG13	1:K:578:ARG:N	2.03	0.73
1:L:439:THR:CB	1:L:457:ILE:HG12	2.18	0.73
1:N:352:ASN:HD22	1:N:586:GLN:H	1.33	0.73
1:Q:568:LYS:CE	1:Q:581:ASP:OD1	2.37	0.73
1:R:219:PHE:CB	1:R:312:VAL:HA	2.19	0.73
1:S:577:ILE:HG13	1:S:578:ARG:N	2.03	0.73
1:B:219:PHE:CB	1:B:312:VAL:HA	2.19	0.73
1:C:451:TYR:N	1:C:458:VAL:HG21	1.80	0.73
1:F:568:LYS:CE	1:F:581:ASP:OD1	2.37	0.73
1:L:480:LYS:HE3	1:S:575:TYR:CD1	2.24	0.73
1:L:577:ILE:HG13	1:L:578:ARG:N	2.03	0.73
1:P:350:ILE:HA	1:P:357:ASP:HA	1.69	0.73
1:T:577:ILE:HG13	1:T:578:ARG:N	2.03	0.73
1:B:259:ARG:HH12	1:Q:259:ARG:CA	2.02	0.73

Continued on next page...

Continued from previous page...

Atom-1	Atom-2	Interatomic distance (Å)	Clash overlap (Å)
1:B:480:LYS:HE3	1:D:575:TYR:CD1	2.24	0.73
1:D:311:THR:CG2	1:F:292:TYR:CE2	2.59	0.73
1:D:439:THR:CB	1:D:457:ILE:HG12	2.18	0.73
1:H:427:SER:HG	1:H:429:LEU:HD21	1.52	0.73
1:J:259:ARG:CA	1:P:259:ARG:HH12	2.02	0.73
1:J:577:ILE:HG13	1:J:578:ARG:N	2.03	0.73
1:L:350:ILE:HA	1:L:357:ASP:HA	1.69	0.73
1:L:575:TYR:CD1	1:S:480:LYS:HE3	2.24	0.73
1:N:259:ARG:CA	1:R:259:ARG:HH12	2.02	0.73
1:N:299:TYR:CE2	1:R:299:TYR:HE2	2.02	0.73
1:T:401:GLU:OE1	1:T:402:LYS:CG	2.33	0.73
1:B:350:ILE:HA	1:B:357:ASP:HA	1.68	0.73
1:C:439:THR:CB	1:C:457:ILE:HG12	2.18	0.73
1:H:568:LYS:CE	1:H:581:ASP:OD1	2.37	0.73
1:I:259:ARG:HH12	1:M:259:ARG:CA	2.02	0.73
1:K:408:ALA:HB2	1:K:417:PRO:HG3	1.70	0.73
1:M:439:THR:CB	1:M:457:ILE:HG12	2.19	0.73
1:Q:408:ALA:HB2	1:Q:417:PRO:HG3	1.70	0.73
1:Q:575:TYR:CD1	1:R:480:LYS:HE3	2.24	0.73
1:R:568:LYS:CE	1:R:581:ASP:OD1	2.37	0.73
1:T:297:ASN:HD22	1:T:298:PRO:N	1.85	0.73
1:A:480:LYS:HE3	1:E:575:TYR:CD1	2.24	0.73
1:B:575:TYR:CD1	1:D:480:LYS:HE3	2.24	0.73
1:D:408:ALA:HB2	1:D:417:PRO:HG3	1.70	0.73
1:E:577:ILE:HG13	1:E:578:ARG:N	2.03	0.73
1:G:439:THR:CB	1:G:457:ILE:HG12	2.18	0.73
1:H:280:SER:HG	1:H:334:HIS:CE1	1.98	0.73
1:I:439:THR:CB	1:I:457:ILE:HG12	2.18	0.73
1:N:568:LYS:CE	1:N:581:ASP:OD1	2.37	0.73
1:P:259:ARG:CA	1:Q:259:ARG:HH12	2.02	0.73
1:R:408:ALA:HB2	1:R:417:PRO:HG3	1.70	0.73
1:S:219:PHE:CB	1:S:312:VAL:HA	2.19	0.73
1:B:328:PRO:CB	1:F:251:TYR:CD1	2.58	0.72
1:C:504:ASN:HB3	1:C:505:PRO:CD	2.12	0.72
1:D:219:PHE:CB	1:D:312:VAL:HA	2.19	0.72
1:D:577:ILE:HG13	1:D:578:ARG:N	2.03	0.72
1:F:555:GLU:C	1:F:556:THR:HG23	2.10	0.72
1:H:187:ILE:HG13	1:H:244:GLN:HG2	1.71	0.72
1:I:297:ASN:HD22	1:I:298:PRO:N	1.85	0.72
1:J:555:GLU:C	1:J:556:THR:HG23	2.10	0.72
1:K:339:SER:HB2	1:K:647:TYR:HB2	1.71	0.72

Continued on next page...

Continued from previous page...

Atom-1	Atom-2	Interatomic distance (Å)	Clash overlap (Å)
1:O:555:GLU:C	1:O:556:THR:HG23	2.10	0.72
1:P:401:GLU:OE1	1:P:402:LYS:CG	2.33	0.72
1:Q:480:LYS:HE3	1:R:575:TYR:CD1	2.24	0.72
1:S:568:LYS:CE	1:S:581:ASP:OD1	2.37	0.72
1:A:259:ARG:HH12	1:B:259:ARG:CA	2.02	0.72
1:C:568:LYS:CE	1:C:581:ASP:OD1	2.37	0.72
1:D:568:LYS:CE	1:D:581:ASP:OD1	2.37	0.72
1:F:219:PHE:CB	1:F:312:VAL:HA	2.19	0.72
1:F:480:LYS:HE3	1:N:575:TYR:CD1	2.24	0.72
1:F:575:TYR:CD1	1:N:480:LYS:HE3	2.24	0.72
1:G:259:ARG:HH12	1:I:259:ARG:CA	2.02	0.72
1:J:408:ALA:HB2	1:J:417:PRO:HG3	1.70	0.72
1:N:577:ILE:HG13	1:N:578:ARG:N	2.03	0.72
1:Q:555:GLU:C	1:Q:556:THR:HG23	2.10	0.72
1:A:328:PRO:CB	1:L:251:TYR:CD1	2.58	0.72
1:A:568:LYS:CE	1:A:581:ASP:OD1	2.37	0.72
1:C:259:ARG:HH12	1:K:259:ARG:CA	2.02	0.72
1:D:259:ARG:HH12	1:S:259:ARG:CA	2.02	0.72
1:D:259:ARG:CA	1:F:259:ARG:HH12	2.02	0.72
1:E:259:ARG:HH12	1:O:259:ARG:CA	2.02	0.72
1:F:275:LEU:HD12	1:R:275:LEU:HA	1.66	0.72
1:G:408:ALA:HB2	1:G:417:PRO:HG3	1.70	0.72
1:G:555:GLU:C	1:G:556:THR:HG23	2.10	0.72
1:I:219:PHE:CB	1:I:312:VAL:HA	2.19	0.72
1:K:187:ILE:HG13	1:K:244:GLN:HG2	1.72	0.72
1:K:439:THR:CB	1:K:457:ILE:HG12	2.18	0.72
1:O:339:SER:HB2	1:O:647:TYR:HB2	1.71	0.72
1:P:219:PHE:CB	1:P:312:VAL:HA	2.19	0.72
1:R:339:SER:HB2	1:R:647:TYR:HB2	1.71	0.72
1:R:350:ILE:HA	1:R:357:ASP:HA	1.69	0.72
1:S:439:THR:CB	1:S:457:ILE:HG12	2.18	0.72
1:T:408:ALA:HB2	1:T:417:PRO:HG3	1.70	0.72
1:A:577:ILE:HG13	1:A:578:ARG:N	2.03	0.72
1:B:555:GLU:C	1:B:556:THR:HG23	2.10	0.72
1:C:219:PHE:CB	1:C:312:VAL:HA	2.19	0.72
1:D:187:ILE:HG13	1:D:244:GLN:HG2	1.71	0.72
1:D:555:GLU:C	1:D:556:THR:HG23	2.10	0.72
1:E:201:LEU:HD11	1:E:316:PRO:HB3	1.72	0.72
1:F:339:SER:HB2	1:F:647:TYR:HB2	1.72	0.72
1:M:275:LEU:HA	1:Q:275:LEU:HD12	1.66	0.72
1:M:350:ILE:HA	1:M:357:ASP:HA	1.69	0.72

Continued on next page...

Continued from previous page...

Atom-1	Atom-2	Interatomic distance (Å)	Clash overlap (Å)
1:M:408:ALA:HB2	1:M:417:PRO:HG3	1.70	0.72
1:P:577:ILE:HG13	1:P:578:ARG:N	2.03	0.72
1:Q:339:SER:HB2	1:Q:647:TYR:HB2	1.72	0.72
1:R:187:ILE:HG13	1:R:244:GLN:HG2	1.72	0.72
1:T:219:PHE:CB	1:T:312:VAL:HA	2.19	0.72
1:B:327:PRO:HD3	1:F:237:PRO:HD3	1.68	0.72
1:B:402:LYS:HZ2	1:B:511:PHE:HE2	1.36	0.72
1:B:568:LYS:CE	1:B:581:ASP:OD1	2.37	0.72
1:E:259:ARG:CA	1:L:259:ARG:HH12	2.02	0.72
1:F:439:THR:CB	1:F:457:ILE:HG12	2.18	0.72
1:G:568:LYS:CE	1:G:581:ASP:OD1	2.37	0.72
1:H:439:THR:CB	1:H:457:ILE:HG12	2.18	0.72
1:K:219:PHE:CB	1:K:312:VAL:HA	2.19	0.72
1:L:259:ARG:CA	1:T:259:ARG:HH12	2.02	0.72
1:L:339:SER:HB2	1:L:647:TYR:HB2	1.72	0.72
1:L:568:LYS:CE	1:L:581:ASP:OD1	2.37	0.72
1:M:201:LEU:HD11	1:M:316:PRO:HB3	1.72	0.72
1:M:437:VAL:CG1	1:M:438:THR:N	2.34	0.72
1:O:408:ALA:HB2	1:O:417:PRO:HG3	1.70	0.72
1:O:568:LYS:CE	1:O:581:ASP:OD1	2.37	0.72
1:S:555:GLU:C	1:S:556:THR:HG23	2.10	0.72
1:T:568:LYS:HE3	1:T:581:ASP:OD1	1.90	0.72
1:D:451:TYR:CA	1:D:458:VAL:CG2	2.36	0.72
1:H:201:LEU:HD11	1:H:316:PRO:HB3	1.72	0.72
1:I:201:LEU:HD11	1:I:316:PRO:HB3	1.72	0.72
1:K:568:LYS:CE	1:K:581:ASP:OD1	2.37	0.72
1:M:251:TYR:HD1	1:Q:328:PRO:O	1.55	0.72
1:P:408:ALA:HB2	1:P:417:PRO:HG3	1.70	0.72
1:Q:451:TYR:CD1	1:Q:457:ILE:HA	2.25	0.72
1:R:439:THR:CB	1:R:457:ILE:HG12	2.18	0.72
1:S:187:ILE:HG13	1:S:244:GLN:HG2	1.72	0.72
1:A:275:LEU:CA	1:D:275:LEU:HD12	2.14	0.72
1:C:339:SER:HB2	1:C:647:TYR:HB2	1.72	0.72
1:G:339:SER:HB2	1:G:647:TYR:HB2	1.72	0.72
1:I:187:ILE:HG13	1:I:244:GLN:HG2	1.72	0.72
1:K:201:LEU:HD11	1:K:316:PRO:HB3	1.72	0.72
1:L:219:PHE:CB	1:L:312:VAL:HA	2.19	0.72
1:L:408:ALA:HB2	1:L:417:PRO:HG3	1.70	0.72
1:O:439:THR:CB	1:O:457:ILE:HG12	2.18	0.72
1:P:555:GLU:C	1:P:556:THR:HG23	2.10	0.72
1:Q:201:LEU:HD11	1:Q:316:PRO:HB3	1.72	0.72

Continued on next page...

Continued from previous page...

Atom-1	Atom-2	Interatomic distance (Å)	Clash overlap (Å)
1:T:555:GLU:C	1:T:556:THR:HG23	2.10	0.72
1:A:408:ALA:HB2	1:A:417:PRO:HG3	1.70	0.72
1:C:259:ARG:CA	1:S:259:ARG:HH12	2.02	0.72
1:E:328:PRO:CB	1:J:251:TYR:CD1	2.58	0.72
1:F:259:ARG:CA	1:K:259:ARG:HH12	2.02	0.72
1:H:568:LYS:HE3	1:H:581:ASP:OD1	1.90	0.72
1:J:219:PHE:CB	1:J:312:VAL:HA	2.19	0.72
1:N:219:PHE:CB	1:N:312:VAL:HA	2.19	0.72
1:R:201:LEU:HD11	1:R:316:PRO:HB3	1.72	0.72
1:R:451:TYR:CD1	1:R:457:ILE:HA	2.25	0.72
1:T:201:LEU:HD11	1:T:316:PRO:HB3	1.72	0.72
1:A:189:PHE:HD1	1:A:289:ILE:HB	1.55	0.72
1:A:275:LEU:HA	1:D:275:LEU:HD11	1.17	0.72
1:A:575:TYR:CD1	1:E:480:LYS:HE3	2.24	0.72
1:B:252:PRO:CD	1:R:328:PRO:CD	2.67	0.72
1:B:324:LEU:HD21	1:F:271:LEU:CB	2.20	0.72
1:B:439:THR:CB	1:B:457:ILE:HG12	2.18	0.72
1:C:187:ILE:HG13	1:C:244:GLN:HG2	1.72	0.72
1:C:411:PHE:CD1	1:C:418:ASP:CB	2.62	0.72
1:D:411:PHE:CD1	1:D:418:ASP:CB	2.62	0.72
1:F:327:PRO:HD3	1:R:237:PRO:HD3	1.68	0.72
1:H:259:ARG:HH12	1:T:259:ARG:CA	2.02	0.72
1:H:402:LYS:HZ2	1:H:511:PHE:HE2	1.32	0.72
1:H:408:ALA:HB2	1:H:417:PRO:HG3	1.70	0.72
1:K:363:ILE:HG23	1:K:636:ILE:HD12	1.72	0.72
1:L:187:ILE:HG13	1:L:244:GLN:HG2	1.71	0.72
1:M:187:ILE:HG13	1:M:244:GLN:HG2	1.72	0.72
1:N:555:GLU:C	1:N:556:THR:HG23	2.10	0.72
1:S:201:LEU:HD11	1:S:316:PRO:HB3	1.72	0.72
1:S:568:LYS:HE3	1:S:581:ASP:OD1	1.90	0.72
1:T:451:TYR:CD1	1:T:457:ILE:HA	2.25	0.72
1:A:187:ILE:HG13	1:A:244:GLN:HG2	1.72	0.72
1:A:259:ARG:CA	1:J:259:ARG:HH12	2.02	0.72
1:B:451:TYR:CD1	1:B:457:ILE:HA	2.25	0.72
1:E:601:LEU:CD1	1:E:650:ILE:CG1	2.62	0.72
1:F:568:LYS:HE3	1:F:581:ASP:OD1	1.90	0.72
1:H:363:ILE:HG23	1:H:636:ILE:HD12	1.72	0.72
1:H:555:GLU:C	1:H:556:THR:HG23	2.10	0.72
1:J:201:LEU:HD11	1:J:316:PRO:HB3	1.72	0.72
1:J:280:SER:HG	1:J:334:HIS:CE1	1.98	0.72
1:J:451:TYR:CD1	1:J:457:ILE:HA	2.25	0.72

Continued on next page...

Continued from previous page...

Atom-1	Atom-2	Interatomic distance (Å)	Clash overlap (Å)
1:K:451:TYR:CD1	1:K:457:ILE:HA	2.25	0.72
1:M:451:TYR:CD1	1:M:457:ILE:HA	2.25	0.72
1:M:568:LYS:HE3	1:M:581:ASP:OD1	1.90	0.72
1:N:189:PHE:HD1	1:N:289:ILE:HB	1.55	0.72
1:N:411:PHE:CD1	1:N:418:ASP:CB	2.62	0.72
1:Q:471:ALA:CB	1:Q:527:LEU:HB3	2.20	0.72
1:T:339:SER:HB2	1:T:647:TYR:HB2	1.72	0.72
1:T:439:THR:CB	1:T:457:ILE:HG12	2.18	0.72
1:A:363:ILE:HG23	1:A:636:ILE:HD12	1.72	0.71
1:D:568:LYS:HE3	1:D:581:ASP:OD1	1.90	0.71
1:G:187:ILE:HG13	1:G:244:GLN:HG2	1.71	0.71
1:G:311:THR:CG2	1:N:292:TYR:CE2	2.59	0.71
1:I:568:LYS:HE3	1:I:581:ASP:OD1	1.90	0.71
1:J:189:PHE:HD1	1:J:289:ILE:HB	1.55	0.71
1:M:259:ARG:HH12	1:R:259:ARG:CA	2.02	0.71
1:M:271:LEU:CB	1:Q:324:LEU:HD21	2.20	0.71
1:N:187:ILE:HG13	1:N:244:GLN:HG2	1.72	0.71
1:O:219:PHE:CB	1:O:312:VAL:HA	2.19	0.71
1:O:568:LYS:HE3	1:O:581:ASP:OD1	1.90	0.71
1:Q:411:PHE:CD1	1:Q:418:ASP:CB	2.62	0.71
1:Q:568:LYS:HE3	1:Q:581:ASP:OD1	1.90	0.71
1:R:363:ILE:HG23	1:R:636:ILE:HD12	1.72	0.71
1:A:252:PRO:CD	1:D:328:PRO:CD	2.67	0.71
1:A:471:ALA:CB	1:A:527:LEU:HB3	2.20	0.71
1:B:328:PRO:CD	1:F:252:PRO:CD	2.67	0.71
1:D:189:PHE:HD1	1:D:289:ILE:HB	1.55	0.71
1:D:339:SER:HB2	1:D:647:TYR:HB2	1.72	0.71
1:F:187:ILE:HG13	1:F:244:GLN:HG2	1.71	0.71
1:H:490:ALA:HB1	1:H:498:GLU:O	1.91	0.71
1:I:363:ILE:HG23	1:I:636:ILE:HD12	1.72	0.71
1:K:189:PHE:HD1	1:K:289:ILE:HB	1.55	0.71
1:M:471:ALA:CB	1:M:527:LEU:HB3	2.20	0.71
1:O:620:ASP:HB2	1:O:657:LEU:HB3	1.72	0.71
1:Q:219:PHE:CB	1:Q:312:VAL:HA	2.19	0.71
1:Q:363:ILE:HG23	1:Q:636:ILE:HD12	1.72	0.71
1:R:620:ASP:HB2	1:R:657:LEU:HB3	1.72	0.71
1:C:555:GLU:C	1:C:556:THR:HG23	2.10	0.71
1:D:451:TYR:CD1	1:D:457:ILE:HA	2.25	0.71
1:E:555:GLU:C	1:E:556:THR:HG23	2.10	0.71
1:F:328:PRO:HB2	1:R:251:TYR:HD1	1.56	0.71
1:G:219:PHE:CB	1:G:312:VAL:HA	2.19	0.71

Continued on next page...

Continued from previous page...

Atom-1	Atom-2	Interatomic distance (Å)	Clash overlap (Å)
1:H:189:PHE:HD1	1:H:289:ILE:HB	1.55	0.71
1:I:411:PHE:CD1	1:I:418:ASP:CB	2.62	0.71
1:K:620:ASP:HB2	1:K:657:LEU:HB3	1.73	0.71
1:L:201:LEU:HD11	1:L:316:PRO:HB3	1.72	0.71
1:L:363:ILE:HG23	1:L:636:ILE:HD12	1.72	0.71
1:L:601:LEU:CD1	1:L:650:ILE:CG1	2.62	0.71
1:M:620:ASP:HB2	1:M:657:LEU:HB3	1.73	0.71
1:N:201:LEU:HD11	1:N:316:PRO:HB3	1.72	0.71
1:N:439:THR:CB	1:N:457:ILE:HG12	2.18	0.71
1:T:352:ASN:HD22	1:T:586:GLN:H	1.33	0.71
1:T:363:ILE:HG23	1:T:636:ILE:HD12	1.72	0.71
1:A:490:ALA:HB1	1:A:498:GLU:O	1.91	0.71
1:A:568:LYS:HE3	1:A:581:ASP:OD1	1.90	0.71
1:B:251:TYR:HD1	1:R:328:PRO:CB	1.75	0.71
1:B:490:ALA:HB1	1:B:498:GLU:O	1.91	0.71
1:B:568:LYS:HE3	1:B:581:ASP:OD1	1.90	0.71
1:E:471:ALA:CB	1:E:527:LEU:HB3	2.20	0.71
1:F:439:THR:CG2	1:F:457:ILE:HG12	2.21	0.71
1:F:577:ILE:HG13	1:F:578:ARG:N	2.03	0.71
1:I:339:SER:HB2	1:I:647:TYR:HB2	1.72	0.71
1:K:568:LYS:HE3	1:K:581:ASP:OD1	1.90	0.71
1:L:189:PHE:HD1	1:L:289:ILE:HB	1.55	0.71
1:M:189:PHE:HD1	1:M:289:ILE:HB	1.55	0.71
1:M:237:PRO:HD3	1:Q:327:PRO:HD3	1.68	0.71
1:O:451:TYR:CD1	1:O:457:ILE:HA	2.25	0.71
1:O:471:ALA:CB	1:O:527:LEU:HB3	2.20	0.71
1:R:555:GLU:C	1:R:556:THR:HG23	2.10	0.71
1:S:189:PHE:HD1	1:S:289:ILE:HB	1.55	0.71
1:S:328:PRO:CB	1:T:251:TYR:CD1	2.58	0.71
1:S:487:ILE:CG2	1:S:510:VAL:HG22	2.20	0.71
1:C:363:ILE:HG23	1:C:636:ILE:HD12	1.72	0.71
1:D:201:LEU:HD11	1:D:316:PRO:HB3	1.72	0.71
1:E:568:LYS:HE3	1:E:581:ASP:OD1	1.90	0.71
1:G:471:ALA:CB	1:G:527:LEU:HB3	2.20	0.71
1:G:490:ALA:HB1	1:G:498:GLU:O	1.91	0.71
1:J:363:ILE:HG23	1:J:636:ILE:HD12	1.72	0.71
1:J:487:ILE:CG2	1:J:510:VAL:HG22	2.20	0.71
1:J:620:ASP:HB2	1:J:657:LEU:HB3	1.73	0.71
1:L:620:ASP:HB2	1:L:657:LEU:HB3	1.73	0.71
1:M:451:TYR:CA	1:M:458:VAL:CG2	2.36	0.71
1:P:363:ILE:HG23	1:P:636:ILE:HD12	1.72	0.71

Continued on next page...

Continued from previous page...

Atom-1	Atom-2	Interatomic distance (Å)	Clash overlap (Å)
1:P:439:THR:CG2	1:P:457:ILE:HG12	2.21	0.71
1:S:490:ALA:HB1	1:S:498:GLU:O	1.91	0.71
1:B:408:ALA:HB2	1:B:417:PRO:HG3	1.70	0.71
1:F:189:PHE:HD1	1:F:289:ILE:HB	1.55	0.71
1:G:201:LEU:HD11	1:G:316:PRO:HB3	1.72	0.71
1:J:339:SER:HB2	1:J:647:TYR:HB2	1.72	0.71
1:J:568:LYS:HE3	1:J:581:ASP:OD1	1.90	0.71
1:K:555:GLU:C	1:K:556:THR:HG23	2.10	0.71
1:Q:187:ILE:HG13	1:Q:244:GLN:HG2	1.72	0.71
1:A:328:PRO:CD	1:L:252:PRO:CD	2.67	0.71
1:B:471:ALA:CB	1:B:527:LEU:HB3	2.20	0.71
1:C:439:THR:CG2	1:C:457:ILE:HG12	2.21	0.71
1:C:487:ILE:CG2	1:C:510:VAL:HG22	2.20	0.71
1:C:490:ALA:HB1	1:C:498:GLU:O	1.91	0.71
1:D:175:SER:HB3	1:D:311:THR:HA	1.73	0.71
1:D:271:LEU:CB	1:L:324:LEU:HD21	2.20	0.71
1:E:334:HIS:HB3	1:E:600:LEU:HD11	1.73	0.71
1:E:451:TYR:CD1	1:E:457:ILE:HA	2.25	0.71
1:F:620:ASP:HB2	1:F:657:LEU:HB3	1.73	0.71
1:I:471:ALA:CB	1:I:527:LEU:HB3	2.20	0.71
1:I:490:ALA:HB1	1:I:498:GLU:O	1.91	0.71
1:J:490:ALA:HB1	1:J:498:GLU:O	1.91	0.71
1:N:471:ALA:CB	1:N:527:LEU:HB3	2.20	0.71
1:P:339:SER:HB2	1:P:647:TYR:HB2	1.72	0.71
1:R:402:LYS:HZ2	1:R:511:PHE:HE2	1.38	0.71
1:R:439:THR:CG2	1:R:457:ILE:HG12	2.21	0.71
1:R:471:ALA:CB	1:R:527:LEU:HB3	2.20	0.71
1:R:490:ALA:HB1	1:R:498:GLU:O	1.91	0.71
1:R:568:LYS:HE3	1:R:581:ASP:OD1	1.90	0.71
1:A:328:PRO:CB	1:L:251:TYR:HD1	1.75	0.71
1:A:555:GLU:C	1:A:556:THR:HG23	2.10	0.71
1:E:327:PRO:HD3	1:J:237:PRO:HD3	1.68	0.71
1:F:280:SER:HG	1:F:334:HIS:CE1	1.99	0.71
1:H:175:SER:HB3	1:H:311:THR:HA	1.73	0.71
1:H:339:SER:HB2	1:H:647:TYR:HB2	1.72	0.71
1:H:620:ASP:HB2	1:H:657:LEU:HB3	1.73	0.71
1:J:471:ALA:CB	1:J:527:LEU:HB3	2.20	0.71
1:K:334:HIS:HB3	1:K:600:LEU:HD11	1.73	0.71
1:L:451:TYR:CD1	1:L:457:ILE:HA	2.25	0.71
1:M:487:ILE:CG2	1:M:510:VAL:HG22	2.20	0.71
1:M:490:ALA:HB1	1:M:498:GLU:O	1.91	0.71

Continued on next page...

Continued from previous page...

Atom-1	Atom-2	Interatomic distance (Å)	Clash overlap (Å)
1:O:490:ALA:HB1	1:O:498:GLU:O	1.91	0.71
1:P:451:TYR:CD1	1:P:457:ILE:HA	2.25	0.71
1:S:620:ASP:HB2	1:S:657:LEU:HB3	1.73	0.71
1:A:328:PRO:O	1:L:251:TYR:HD1	1.55	0.71
1:A:487:ILE:CG2	1:A:510:VAL:HG22	2.21	0.71
1:B:201:LEU:HD22	1:B:320:PHE:HE2	1.56	0.71
1:G:451:TYR:CD1	1:G:457:ILE:HA	2.25	0.71
1:H:451:TYR:CD1	1:H:457:ILE:HA	2.25	0.71
1:H:471:ALA:CB	1:H:527:LEU:HB3	2.20	0.71
1:I:439:THR:CG2	1:I:457:ILE:HG12	2.21	0.71
1:N:339:SER:HB2	1:N:647:TYR:HB2	1.72	0.71
1:N:439:THR:CG2	1:N:457:ILE:HG12	2.21	0.71
1:N:568:LYS:HE3	1:N:581:ASP:OD1	1.90	0.71
1:O:175:SER:HB3	1:O:311:THR:HA	1.73	0.71
1:P:201:LEU:HD11	1:P:316:PRO:HB3	1.72	0.71
1:P:490:ALA:HB1	1:P:498:GLU:O	1.91	0.71
1:Q:201:LEU:HD22	1:Q:320:PHE:HE2	1.56	0.71
1:Q:334:HIS:HB3	1:Q:600:LEU:HD11	1.73	0.71
1:S:363:ILE:HG23	1:S:636:ILE:HD12	1.72	0.71
1:T:187:ILE:HG13	1:T:244:GLN:HG2	1.72	0.71
1:T:471:ALA:CB	1:T:527:LEU:HB3	2.20	0.71
1:A:275:LEU:HA	1:D:275:LEU:HD12	1.66	0.71
1:A:339:SER:HB2	1:A:647:TYR:HB2	1.72	0.71
1:A:439:THR:CG2	1:A:457:ILE:HG12	2.21	0.71
1:B:189:PHE:HD1	1:B:289:ILE:HB	1.55	0.71
1:B:328:PRO:CD	1:F:252:PRO:HD2	2.06	0.71
1:B:339:SER:HB2	1:B:647:TYR:HB2	1.72	0.71
1:C:334:HIS:HB3	1:C:600:LEU:HD11	1.73	0.71
1:C:471:ALA:CB	1:C:527:LEU:HB3	2.20	0.71
1:D:363:ILE:HG23	1:D:636:ILE:HD12	1.72	0.71
1:G:259:ARG:CA	1:N:259:ARG:HH12	2.02	0.71
1:G:402:LYS:HZ2	1:G:511:PHE:HE2	1.39	0.71
1:K:251:TYR:HD1	1:N:328:PRO:CB	1.75	0.71
1:K:439:THR:CG2	1:K:457:ILE:HG12	2.21	0.71
1:L:348:LEU:CD2	1:S:387:ARG:NH2	2.41	0.71
1:L:471:ALA:CB	1:L:527:LEU:HB3	2.20	0.71
1:N:451:TYR:CD1	1:N:457:ILE:HA	2.25	0.71
1:N:620:ASP:HB2	1:N:657:LEU:HB3	1.73	0.71
1:P:568:LYS:HE3	1:P:581:ASP:OD1	1.90	0.71
1:Q:490:ALA:HB1	1:Q:498:GLU:O	1.91	0.71
1:R:175:SER:HB3	1:R:311:THR:HA	1.73	0.71

Continued on next page...

Continued from previous page...

Atom-1	Atom-2	Interatomic distance (Å)	Clash overlap (Å)
1:S:339:SER:HB2	1:S:647:TYR:HB2	1.72	0.71
1:T:175:SER:HB3	1:T:311:THR:HA	1.73	0.71
1:A:219:PHE:CB	1:A:312:VAL:HA	2.19	0.70
1:A:324:LEU:HD21	1:L:271:LEU:CB	2.20	0.70
1:B:334:HIS:HB3	1:B:600:LEU:HD11	1.73	0.70
1:D:201:LEU:HD22	1:D:320:PHE:HE2	1.56	0.70
1:D:439:THR:CG2	1:D:457:ILE:HG12	2.21	0.70
1:D:490:ALA:HB1	1:D:498:GLU:O	1.91	0.70
1:E:490:ALA:HB1	1:E:498:GLU:O	1.91	0.70
1:G:487:ILE:CG2	1:G:510:VAL:HG22	2.20	0.70
1:M:219:PHE:CB	1:M:312:VAL:HA	2.19	0.70
1:N:201:LEU:HD22	1:N:320:PHE:HE2	1.56	0.70
1:O:201:LEU:HD11	1:O:316:PRO:HB3	1.72	0.70
1:S:324:LEU:CD1	1:T:271:LEU:CB	2.69	0.70
1:T:487:ILE:CG2	1:T:510:VAL:HG22	2.20	0.70
1:A:330:SER:CB	1:L:237:PRO:HD2	2.22	0.70
1:C:201:LEU:HD11	1:C:316:PRO:HB3	1.72	0.70
1:C:451:TYR:CD1	1:C:457:ILE:HA	2.25	0.70
1:E:175:SER:HB3	1:E:311:THR:HA	1.73	0.70
1:E:328:PRO:HB2	1:J:251:TYR:HD1	1.56	0.70
1:E:620:ASP:HB2	1:E:657:LEU:HB3	1.73	0.70
1:F:328:PRO:CB	1:R:251:TYR:CD1	2.58	0.70
1:G:280:SER:HG	1:G:334:HIS:CE1	1.99	0.70
1:G:439:THR:CG2	1:G:457:ILE:HG12	2.21	0.70
1:J:187:ILE:HG13	1:J:244:GLN:HG2	1.72	0.70
1:J:334:HIS:HB3	1:J:600:LEU:HD11	1.73	0.70
1:K:237:PRO:HD2	1:N:330:SER:CB	2.21	0.70
1:M:175:SER:HB3	1:M:311:THR:HA	1.73	0.70
1:M:251:TYR:HD1	1:Q:328:PRO:HB2	1.56	0.70
1:M:252:PRO:CD	1:Q:328:PRO:CD	2.67	0.70
1:M:555:GLU:C	1:M:556:THR:HG23	2.10	0.70
1:P:187:ILE:HG13	1:P:244:GLN:HG2	1.71	0.70
1:Q:620:ASP:HB2	1:Q:657:LEU:HB3	1.72	0.70
1:A:251:TYR:HD1	1:D:328:PRO:HB2	1.56	0.70
1:A:334:HIS:HB3	1:A:600:LEU:HD11	1.73	0.70
1:B:187:ILE:HG13	1:B:244:GLN:HG2	1.72	0.70
1:B:271:LEU:CB	1:R:324:LEU:CD1	2.69	0.70
1:C:189:PHE:HD1	1:C:289:ILE:HB	1.55	0.70
1:D:471:ALA:CB	1:D:527:LEU:HB3	2.20	0.70
1:E:569:ASN:O	1:E:570:THR:HG23	1.92	0.70
1:F:451:TYR:CD1	1:F:457:ILE:HA	2.25	0.70

Continued on next page...

Continued from previous page...

Atom-1	Atom-2	Interatomic distance (Å)	Clash overlap (Å)
1:G:568:LYS:HE3	1:G:581:ASP:OD1	1.90	0.70
1:H:439:THR:CG2	1:H:457:ILE:HG12	2.21	0.70
1:J:439:THR:CG2	1:J:457:ILE:HG12	2.21	0.70
1:K:490:ALA:HB1	1:K:498:GLU:O	1.90	0.70
1:N:578:ARG:O	1:N:579:SER:OG	2.10	0.70
1:O:439:THR:CG2	1:O:457:ILE:HG12	2.21	0.70
1:P:189:PHE:HD1	1:P:289:ILE:HB	1.56	0.70
1:R:189:PHE:HD1	1:R:289:ILE:HB	1.55	0.70
1:S:334:HIS:HB3	1:S:600:LEU:HD11	1.73	0.70
1:T:490:ALA:HB1	1:T:498:GLU:O	1.91	0.70
1:B:237:PRO:HD2	1:R:330:SER:CB	2.21	0.70
1:C:175:SER:HB3	1:C:311:THR:HA	1.73	0.70
1:E:324:LEU:HD21	1:J:271:LEU:CB	2.20	0.70
1:I:334:HIS:HB3	1:I:600:LEU:HD11	1.73	0.70
1:N:490:ALA:HB1	1:N:498:GLU:O	1.91	0.70
1:B:324:LEU:CD1	1:F:271:LEU:CB	2.69	0.70
1:C:568:LYS:HE3	1:C:581:ASP:OD1	1.90	0.70
1:F:201:LEU:HD11	1:F:316:PRO:HB3	1.72	0.70
1:I:189:PHE:HD1	1:I:289:ILE:HB	1.55	0.70
1:I:577:ILE:HG13	1:I:578:ARG:N	2.03	0.70
1:J:175:SER:HB3	1:J:311:THR:HA	1.73	0.70
1:L:427:SER:HG	1:L:429:LEU:HD21	1.52	0.70
1:L:487:ILE:CG2	1:L:510:VAL:HG22	2.20	0.70
1:L:555:GLU:C	1:L:556:THR:HG23	2.10	0.70
1:M:237:PRO:HD2	1:Q:330:SER:CB	2.22	0.70
1:O:187:ILE:HG13	1:O:244:GLN:HG2	1.71	0.70
1:O:189:PHE:HD1	1:O:289:ILE:HB	1.55	0.70
1:P:569:ASN:O	1:P:570:THR:HG23	1.92	0.70
1:Q:189:PHE:HD1	1:Q:289:ILE:HB	1.55	0.70
1:S:471:ALA:CB	1:S:527:LEU:HB3	2.20	0.70
1:T:201:LEU:HD22	1:T:320:PHE:HE2	1.56	0.70
1:A:237:PRO:HD2	1:D:330:SER:CB	2.21	0.70
1:C:201:LEU:HD22	1:C:320:PHE:HE2	1.56	0.70
1:C:578:ARG:O	1:C:579:SER:OG	2.10	0.70
1:D:271:LEU:CB	1:L:324:LEU:CD1	2.69	0.70
1:D:578:ARG:O	1:D:579:SER:OG	2.10	0.70
1:E:363:ILE:HG23	1:E:636:ILE:HD12	1.72	0.70
1:F:175:SER:HB3	1:F:311:THR:HA	1.73	0.70
1:F:451:TYR:CA	1:F:458:VAL:CG2	2.36	0.70
1:G:363:ILE:HG23	1:G:636:ILE:HD12	1.72	0.70
1:G:376:PHE:HB2	1:G:625:SER:O	1.92	0.70

Continued on next page...

Continued from previous page...

Atom-1	Atom-2	Interatomic distance (Å)	Clash overlap (Å)
1:G:569:ASN:O	1:G:570:THR:HG23	1.92	0.70
1:G:620:ASP:HB2	1:G:657:LEU:HB3	1.73	0.70
1:I:201:LEU:HD22	1:I:320:PHE:HE2	1.56	0.70
1:I:555:GLU:C	1:I:556:THR:HG23	2.10	0.70
1:T:439:THR:CG2	1:T:457:ILE:HG12	2.21	0.70
1:A:201:LEU:HD22	1:A:320:PHE:HE2	1.56	0.70
1:B:201:LEU:HD11	1:B:316:PRO:HB3	1.72	0.70
1:B:363:ILE:HG23	1:B:636:ILE:HD12	1.72	0.70
1:B:437:VAL:CG1	1:B:438:THR:N	2.34	0.70
1:C:620:ASP:HB2	1:C:657:LEU:HB3	1.73	0.70
1:E:201:LEU:HD22	1:E:320:PHE:HE2	1.56	0.70
1:F:363:ILE:HG23	1:F:636:ILE:HD12	1.72	0.70
1:F:569:ASN:O	1:F:570:THR:HG23	1.92	0.70
1:I:620:ASP:HB2	1:I:657:LEU:HB3	1.73	0.70
1:K:175:SER:HB3	1:K:311:THR:HA	1.73	0.70
1:L:568:LYS:HE3	1:L:581:ASP:OD1	1.90	0.70
1:P:471:ALA:CB	1:P:527:LEU:HB3	2.20	0.70
1:P:578:ARG:O	1:P:579:SER:OG	2.10	0.70
1:S:175:SER:HB3	1:S:311:THR:HA	1.73	0.70
1:S:439:THR:CG2	1:S:457:ILE:HG12	2.21	0.70
1:S:451:TYR:CD1	1:S:457:ILE:HA	2.25	0.70
1:T:376:PHE:HB2	1:T:625:SER:O	1.92	0.70
1:A:175:SER:HB3	1:A:311:THR:HA	1.73	0.70
1:A:201:LEU:HD11	1:A:316:PRO:HB3	1.72	0.70
1:A:271:LEU:CB	1:D:324:LEU:HD21	2.20	0.70
1:A:451:TYR:CD1	1:A:457:ILE:HA	2.25	0.70
1:A:569:ASN:O	1:A:570:THR:HG23	1.92	0.70
1:B:439:THR:CG2	1:B:457:ILE:HG12	2.21	0.70
1:E:187:ILE:HG13	1:E:244:GLN:HG2	1.71	0.70
1:E:189:PHE:HD1	1:E:289:ILE:HB	1.55	0.70
1:F:201:LEU:HD22	1:F:320:PHE:HE2	1.56	0.70
1:F:450:GLU:O	1:F:451:TYR:HB2	1.92	0.70
1:F:490:ALA:HB1	1:F:498:GLU:O	1.91	0.70
1:I:175:SER:HB3	1:I:311:THR:HA	1.73	0.70
1:I:569:ASN:O	1:I:570:THR:HG23	1.92	0.70
1:J:201:LEU:HD22	1:J:320:PHE:HE2	1.56	0.70
1:K:487:ILE:CG2	1:K:510:VAL:HG22	2.20	0.70
1:L:578:ARG:O	1:L:579:SER:OG	2.10	0.70
1:M:477:GLY:O	1:M:478:ASP:OD1	2.10	0.70
1:P:402:LYS:HZ2	1:P:511:PHE:HE2	1.34	0.70
1:Q:577:ILE:HG13	1:Q:578:ARG:N	2.03	0.70

Continued on next page...

Continued from previous page...

Atom-1	Atom-2	Interatomic distance (Å)	Clash overlap (Å)
1:T:569:ASN:O	1:T:570:THR:HG23	1.92	0.70
1:T:620:ASP:HB2	1:T:657:LEU:HB3	1.73	0.70
1:A:324:LEU:CD1	1:L:271:LEU:CB	2.69	0.70
1:B:175:SER:HB3	1:B:311:THR:HA	1.73	0.70
1:B:477:GLY:O	1:B:478:ASP:OD1	2.10	0.70
1:B:620:ASP:HB2	1:B:657:LEU:HB3	1.73	0.70
1:C:569:ASN:O	1:C:570:THR:HG23	1.92	0.70
1:D:334:HIS:HB3	1:D:600:LEU:HD11	1.73	0.70
1:E:504:ASN:CB	1:E:505:PRO:HD2	2.19	0.70
1:F:376:PHE:HB2	1:F:625:SER:O	1.92	0.70
1:G:201:LEU:HD22	1:G:320:PHE:HE2	1.56	0.70
1:H:578:ARG:O	1:H:579:SER:OG	2.10	0.70
1:I:397:GLN:HB2	1:I:520:VAL:O	1.92	0.70
1:J:504:ASN:CB	1:J:505:PRO:HD2	2.19	0.70
1:K:271:LEU:CB	1:N:324:LEU:CD1	2.69	0.70
1:L:280:SER:HG	1:L:334:HIS:CE1	2.00	0.70
1:M:201:LEU:HD22	1:M:320:PHE:HE2	1.56	0.70
1:N:311:THR:CG2	1:R:292:TYR:CE2	2.59	0.70
1:N:363:ILE:HG23	1:N:636:ILE:HD12	1.72	0.70
1:P:201:LEU:HD22	1:P:320:PHE:HE2	1.56	0.70
1:R:201:LEU:HD22	1:R:320:PHE:HE2	1.56	0.70
1:S:330:SER:CB	1:T:237:PRO:HD2	2.22	0.70
1:S:477:GLY:O	1:S:478:ASP:OD1	2.10	0.70
1:S:578:ARG:O	1:S:579:SER:OG	2.10	0.70
1:A:271:LEU:CB	1:D:324:LEU:CD1	2.69	0.70
1:B:450:GLU:O	1:B:451:TYR:HB2	1.92	0.70
1:D:487:ILE:CG2	1:D:510:VAL:HG22	2.20	0.70
1:E:439:THR:CG2	1:E:457:ILE:HG12	2.21	0.70
1:F:471:ALA:CB	1:F:527:LEU:HB3	2.20	0.70
1:H:201:LEU:HD22	1:H:320:PHE:HE2	1.56	0.70
1:H:376:PHE:HB2	1:H:625:SER:O	1.92	0.70
1:H:569:ASN:O	1:H:570:THR:HG23	1.92	0.70
1:J:569:ASN:O	1:J:570:THR:HG23	1.92	0.70
1:K:578:ARG:O	1:K:579:SER:OG	2.10	0.70
1:M:251:TYR:HD1	1:Q:328:PRO:CB	1.75	0.70
1:P:334:HIS:HB3	1:P:600:LEU:HD11	1.73	0.70
1:Q:439:THR:CG2	1:Q:457:ILE:HG12	2.21	0.70
1:Q:450:GLU:O	1:Q:451:TYR:HB2	1.92	0.70
1:Q:569:ASN:O	1:Q:570:THR:HG23	1.92	0.70
1:T:221:ILE:CD1	1:T:258:ALA:HA	2.22	0.70
1:T:334:HIS:HB3	1:T:600:LEU:HD11	1.73	0.70

Continued on next page...

Continued from previous page...

Atom-1	Atom-2	Interatomic distance (Å)	Clash overlap (Å)
1:T:477:GLY:O	1:T:478:ASP:OD1	2.10	0.70
1:A:251:TYR:HD1	1:D:328:PRO:O	1.55	0.69
1:A:620:ASP:HB2	1:A:657:LEU:HB3	1.73	0.69
1:B:397:GLN:HB2	1:B:520:VAL:O	1.92	0.69
1:D:376:PHE:HB2	1:D:625:SER:O	1.92	0.69
1:E:339:SER:HB2	1:E:647:TYR:HB2	1.72	0.69
1:E:450:GLU:O	1:E:451:TYR:HB2	1.92	0.69
1:H:397:GLN:HB2	1:H:520:VAL:O	1.92	0.69
1:I:451:TYR:CD1	1:I:457:ILE:HA	2.25	0.69
1:K:471:ALA:CB	1:K:527:LEU:HB3	2.20	0.69
1:L:490:ALA:HB1	1:L:498:GLU:O	1.91	0.69
1:M:363:ILE:HG23	1:M:636:ILE:HD12	1.72	0.69
1:M:439:THR:CG2	1:M:457:ILE:HG12	2.21	0.69
1:N:334:HIS:HB3	1:N:600:LEU:HD11	1.73	0.69
1:O:363:ILE:HG23	1:O:636:ILE:HD12	1.72	0.69
1:P:504:ASN:CB	1:P:505:PRO:HD2	2.19	0.69
1:R:376:PHE:HB2	1:R:625:SER:O	1.92	0.69
1:R:487:ILE:CG2	1:R:510:VAL:HG22	2.20	0.69
1:R:569:ASN:O	1:R:570:THR:HG23	1.92	0.69
1:T:373:HIS:HA	1:T:586:GLN:OE1	1.92	0.69
1:B:578:ARG:O	1:B:579:SER:OG	2.10	0.69
1:C:376:PHE:HB2	1:C:625:SER:O	1.92	0.69
1:E:487:ILE:CG2	1:E:510:VAL:HG22	2.20	0.69
1:F:334:HIS:HB3	1:F:600:LEU:HD11	1.73	0.69
1:G:373:HIS:HA	1:G:586:GLN:OE1	1.93	0.69
1:G:451:TYR:N	1:G:458:VAL:HG21	1.80	0.69
1:G:477:GLY:O	1:G:478:ASP:OD1	2.10	0.69
1:J:221:ILE:CD1	1:J:258:ALA:HA	2.22	0.69
1:J:353:ARG:H	1:J:584:ASN:ND2	1.91	0.69
1:L:439:THR:CG2	1:L:457:ILE:HG12	2.21	0.69
1:M:569:ASN:O	1:M:570:THR:HG23	1.92	0.69
1:N:353:ARG:H	1:N:584:ASN:ND2	1.91	0.69
1:N:477:GLY:O	1:N:478:ASP:OD1	2.10	0.69
1:T:189:PHE:HD1	1:T:289:ILE:HB	1.55	0.69
1:B:221:ILE:CD1	1:B:258:ALA:HA	2.22	0.69
1:D:252:PRO:CD	1:L:328:PRO:CD	2.67	0.69
1:E:324:LEU:CD1	1:J:271:LEU:CB	2.69	0.69
1:K:271:LEU:HB3	1:N:324:LEU:CG	2.22	0.69
1:K:397:GLN:HB2	1:K:520:VAL:O	1.93	0.69
1:L:201:LEU:HD22	1:L:320:PHE:HE2	1.56	0.69
1:M:271:LEU:CB	1:Q:324:LEU:CD1	2.69	0.69

Continued on next page...

Continued from previous page...

Atom-1	Atom-2	Interatomic distance (Å)	Clash overlap (Å)
1:M:339:SER:HB2	1:M:647:TYR:HB2	1.72	0.69
1:O:376:PHE:HB2	1:O:625:SER:O	1.92	0.69
1:P:376:PHE:HB2	1:P:625:SER:O	1.92	0.69
1:Q:175:SER:HB3	1:Q:311:THR:HA	1.73	0.69
1:Q:480:LYS:NZ	1:R:575:TYR:CA	2.53	0.69
1:S:324:LEU:CG	1:T:271:LEU:HB3	2.22	0.69
1:A:450:GLU:O	1:A:451:TYR:HB2	1.92	0.69
1:B:328:PRO:HG3	1:D:200:TYR:OH	1.92	0.69
1:C:280:SER:HG	1:C:334:HIS:CE1	1.99	0.69
1:G:175:SER:HB3	1:G:311:THR:HA	1.73	0.69
1:G:189:PHE:HD1	1:G:289:ILE:HB	1.55	0.69
1:K:569:ASN:O	1:K:570:THR:HG23	1.92	0.69
1:M:578:ARG:O	1:M:579:SER:OG	2.10	0.69
1:N:175:SER:HB3	1:N:311:THR:HA	1.73	0.69
1:O:334:HIS:HB3	1:O:600:LEU:HD11	1.73	0.69
1:S:328:PRO:CB	1:T:251:TYR:HD1	1.75	0.69
1:A:353:ARG:H	1:A:584:ASN:ND2	1.90	0.69
1:B:252:PRO:HD2	1:R:328:PRO:CD	2.06	0.69
1:C:353:ARG:H	1:C:584:ASN:ND2	1.91	0.69
1:D:237:PRO:HD2	1:L:330:SER:CB	2.22	0.69
1:D:620:ASP:HB2	1:D:657:LEU:HB3	1.73	0.69
1:J:376:PHE:HB2	1:J:625:SER:O	1.92	0.69
1:K:252:PRO:CD	1:N:328:PRO:CD	2.66	0.69
1:L:477:GLY:O	1:L:478:ASP:OD1	2.10	0.69
1:M:252:PRO:HD2	1:Q:328:PRO:CD	2.06	0.69
1:M:376:PHE:HB2	1:M:625:SER:O	1.92	0.69
1:P:221:ILE:CD1	1:P:258:ALA:HA	2.22	0.69
1:R:353:ARG:H	1:R:584:ASN:ND2	1.91	0.69
1:R:373:HIS:HA	1:R:586:GLN:OE1	1.92	0.69
1:S:328:PRO:HB2	1:T:251:TYR:HD1	1.56	0.69
1:B:324:LEU:CG	1:F:271:LEU:HB3	2.23	0.69
1:B:487:ILE:CG2	1:B:510:VAL:HG22	2.20	0.69
1:D:271:LEU:HB3	1:L:324:LEU:CG	2.23	0.69
1:D:275:LEU:CG	1:L:275:LEU:CD1	2.34	0.69
1:D:353:ARG:H	1:D:584:ASN:ND2	1.90	0.69
1:E:373:HIS:HA	1:E:586:GLN:OE1	1.92	0.69
1:E:376:PHE:HB2	1:E:625:SER:O	1.92	0.69
1:E:578:ARG:O	1:E:579:SER:OG	2.10	0.69
1:G:334:HIS:HB3	1:G:600:LEU:HD11	1.73	0.69
1:H:450:GLU:O	1:H:451:TYR:HB2	1.92	0.69
1:L:221:ILE:CD1	1:L:258:ALA:HA	2.22	0.69

Continued on next page...

Continued from previous page...

Atom-1	Atom-2	Interatomic distance (Å)	Clash overlap (Å)
1:N:569:ASN:O	1:N:570:THR:HG23	1.92	0.69
1:O:353:ARG:H	1:O:584:ASN:ND2	1.90	0.69
1:P:373:HIS:HA	1:P:586:GLN:OE1	1.92	0.69
1:P:450:GLU:O	1:P:451:TYR:HB2	1.92	0.69
1:Q:578:ARG:O	1:Q:579:SER:OG	2.10	0.69
1:R:578:ARG:O	1:R:579:SER:OG	2.10	0.69
1:T:397:GLN:HB2	1:T:520:VAL:O	1.92	0.69
1:B:251:TYR:HD1	1:R:328:PRO:HB2	1.56	0.69
1:B:353:ARG:H	1:B:584:ASN:ND2	1.91	0.69
1:B:373:HIS:HA	1:B:586:GLN:OE1	1.93	0.69
1:C:450:GLU:O	1:C:451:TYR:HB2	1.92	0.69
1:D:221:ILE:CD1	1:D:258:ALA:HA	2.22	0.69
1:F:397:GLN:HB2	1:F:520:VAL:O	1.92	0.69
1:H:487:ILE:CG2	1:H:510:VAL:HG22	2.20	0.69
1:I:578:ARG:O	1:I:579:SER:OG	2.10	0.69
1:K:373:HIS:HA	1:K:586:GLN:OE1	1.92	0.69
1:L:175:SER:HB3	1:L:311:THR:HA	1.73	0.69
1:O:201:LEU:HD22	1:O:320:PHE:HE2	1.56	0.69
1:O:373:HIS:HA	1:O:586:GLN:OE1	1.92	0.69
1:O:504:ASN:CB	1:O:505:PRO:HD2	2.19	0.69
1:P:175:SER:HB3	1:P:311:THR:HA	1.73	0.69
1:P:620:ASP:HB2	1:P:657:LEU:HB3	1.73	0.69
1:R:334:HIS:HB3	1:R:600:LEU:HD11	1.73	0.69
1:S:373:HIS:HA	1:S:586:GLN:OE1	1.93	0.69
1:A:328:PRO:HB2	1:L:251:TYR:HD1	1.56	0.69
1:A:397:GLN:HB2	1:A:520:VAL:O	1.93	0.69
1:A:477:GLY:O	1:A:478:ASP:OD1	2.10	0.69
1:B:271:LEU:HB3	1:R:324:LEU:CG	2.23	0.69
1:B:330:SER:CB	1:F:237:PRO:HD2	2.22	0.69
1:C:373:HIS:HA	1:C:586:GLN:OE1	1.92	0.69
1:D:346:SER:HB2	1:D:643:LEU:HB2	1.75	0.69
1:D:373:HIS:HA	1:D:586:GLN:OE1	1.92	0.69
1:D:477:GLY:O	1:D:478:ASP:OD1	2.10	0.69
1:D:569:ASN:O	1:D:570:THR:HG23	1.92	0.69
1:E:221:ILE:CD1	1:E:258:ALA:HA	2.22	0.69
1:F:324:LEU:CD1	1:R:271:LEU:CB	2.69	0.69
1:F:575:TYR:CA	1:N:480:LYS:NZ	2.52	0.69
1:H:334:HIS:HB3	1:H:600:LEU:HD11	1.73	0.69
1:I:477:GLY:O	1:I:478:ASP:OD1	2.10	0.69
1:J:346:SER:HB2	1:J:643:LEU:HB2	1.75	0.69
1:L:373:HIS:HA	1:L:586:GLN:OE1	1.92	0.69

Continued on next page...

Continued from previous page...

Atom-1	Atom-2	Interatomic distance (Å)	Clash overlap (Å)
1:L:376:PHE:HB2	1:L:625:SER:O	1.92	0.69
1:L:569:ASN:O	1:L:570:THR:HG23	1.92	0.69
1:M:470:GLY:H	1:M:530:LEU:HD13	1.58	0.69
1:N:470:GLY:H	1:N:530:LEU:HD13	1.58	0.69
1:O:450:GLU:O	1:O:451:TYR:HB2	1.92	0.69
1:O:569:ASN:O	1:O:570:THR:HG23	1.92	0.69
1:P:431:PRO:HB3	1:P:511:PHE:CZ	2.28	0.69
1:Q:221:ILE:CD1	1:Q:258:ALA:HA	2.22	0.69
1:R:346:SER:HB2	1:R:643:LEU:HB2	1.75	0.69
1:R:397:GLN:HB2	1:R:520:VAL:O	1.92	0.69
1:S:221:ILE:CD1	1:S:258:ALA:HA	2.22	0.69
1:S:353:ARG:H	1:S:584:ASN:ND2	1.90	0.69
1:S:376:PHE:HB2	1:S:625:SER:O	1.92	0.69
1:S:397:GLN:HB2	1:S:520:VAL:O	1.92	0.69
1:S:431:PRO:HB3	1:S:511:PHE:CZ	2.28	0.69
1:T:353:ARG:H	1:T:584:ASN:ND2	1.90	0.69
1:A:601:LEU:CD1	1:A:650:ILE:CG1	2.62	0.69
1:B:346:SER:HB2	1:B:643:LEU:HB2	1.75	0.69
1:B:470:GLY:H	1:B:530:LEU:HD13	1.58	0.69
1:B:569:ASN:O	1:B:570:THR:HG23	1.92	0.69
1:C:221:ILE:CD1	1:C:258:ALA:HA	2.22	0.69
1:E:346:SER:HB2	1:E:643:LEU:HB2	1.75	0.69
1:E:353:ARG:H	1:E:584:ASN:ND2	1.90	0.69
1:F:328:PRO:CD	1:R:252:PRO:CD	2.67	0.69
1:F:330:SER:CB	1:R:237:PRO:HD2	2.22	0.69
1:F:477:GLY:O	1:F:478:ASP:OD1	2.10	0.69
1:I:376:PHE:HB2	1:I:625:SER:O	1.92	0.69
1:J:450:GLU:O	1:J:451:TYR:HB2	1.92	0.69
1:K:201:LEU:HD22	1:K:320:PHE:HE2	1.56	0.69
1:L:328:PRO:HG3	1:S:200:TYR:OH	1.92	0.69
1:L:334:HIS:HB3	1:L:600:LEU:HD11	1.73	0.69
1:M:373:HIS:HA	1:M:586:GLN:OE1	1.92	0.69
1:N:397:GLN:HB2	1:N:520:VAL:O	1.92	0.69
1:P:477:GLY:O	1:P:478:ASP:OD1	2.10	0.69
1:Q:376:PHE:HB2	1:Q:625:SER:O	1.92	0.69
1:Q:397:GLN:HB2	1:Q:520:VAL:O	1.92	0.69
1:R:287:LEU:CD1	1:R:288:VAL:N	2.56	0.69
1:S:201:LEU:HD22	1:S:320:PHE:HE2	1.56	0.69
1:S:569:ASN:O	1:S:570:THR:HG23	1.92	0.69
1:D:397:GLN:HB2	1:D:520:VAL:O	1.93	0.69
1:F:578:ARG:O	1:F:579:SER:OG	2.10	0.69

Continued on next page...

Continued from previous page...

Atom-1	Atom-2	Interatomic distance (Å)	Clash overlap (Å)
1:H:373:HIS:HA	1:H:586:GLN:OE1	1.93	0.69
1:H:504:ASN:CB	1:H:505:PRO:HD2	2.19	0.69
1:I:346:SER:HB2	1:I:643:LEU:HB2	1.75	0.69
1:N:487:ILE:CG2	1:N:510:VAL:HG22	2.20	0.69
1:O:397:GLN:HB2	1:O:520:VAL:O	1.92	0.69
1:S:327:PRO:HD3	1:T:237:PRO:HD3	1.68	0.69
1:T:346:SER:HB2	1:T:643:LEU:HB2	1.75	0.69
1:A:325:LEU:HB2	1:E:165:GLU:CD	2.11	0.68
1:A:470:GLY:H	1:A:530:LEU:HD13	1.58	0.68
1:C:477:GLY:O	1:C:478:ASP:OD1	2.10	0.68
1:E:328:PRO:CB	1:J:251:TYR:HD1	1.75	0.68
1:E:330:SER:CB	1:J:237:PRO:HD2	2.22	0.68
1:E:397:GLN:HB2	1:E:520:VAL:O	1.92	0.68
1:I:450:GLU:O	1:I:451:TYR:HB2	1.92	0.68
1:M:221:ILE:CD1	1:M:258:ALA:HA	2.22	0.68
1:M:431:PRO:HB3	1:M:511:PHE:CZ	2.28	0.68
1:N:346:SER:HB2	1:N:643:LEU:HB2	1.75	0.68
1:Q:346:SER:HB2	1:Q:643:LEU:HB2	1.75	0.68
1:Q:477:GLY:O	1:Q:478:ASP:OD1	2.10	0.68
1:Q:487:ILE:CG2	1:Q:510:VAL:HG22	2.20	0.68
1:S:470:GLY:H	1:S:530:LEU:HD13	1.58	0.68
1:A:373:HIS:HA	1:A:586:GLN:OE1	1.92	0.68
1:B:271:LEU:CB	1:R:324:LEU:HD21	2.20	0.68
1:B:480:LYS:NZ	1:D:575:TYR:CA	2.52	0.68
1:D:503:ILE:HD13	1:D:503:ILE:C	2.14	0.68
1:E:477:GLY:O	1:E:478:ASP:OD1	2.10	0.68
1:F:324:LEU:HD21	1:R:271:LEU:CB	2.20	0.68
1:F:353:ARG:H	1:F:584:ASN:ND2	1.90	0.68
1:G:346:SER:HB2	1:G:643:LEU:HB2	1.75	0.68
1:H:221:ILE:CD1	1:H:258:ALA:HA	2.22	0.68
1:H:431:PRO:HB3	1:H:511:PHE:CZ	2.28	0.68
1:I:221:ILE:CD1	1:I:258:ALA:HA	2.22	0.68
1:J:470:GLY:H	1:J:530:LEU:HD13	1.58	0.68
1:K:221:ILE:CD1	1:K:258:ALA:HA	2.22	0.68
1:K:376:PHE:HB2	1:K:625:SER:O	1.92	0.68
1:M:353:ARG:H	1:M:584:ASN:ND2	1.90	0.68
1:M:397:GLN:HB2	1:M:520:VAL:O	1.92	0.68
1:N:450:GLU:O	1:N:451:TYR:HB2	1.92	0.68
1:O:346:SER:HB2	1:O:643:LEU:HB2	1.75	0.68
1:Q:373:HIS:HA	1:Q:586:GLN:OE1	1.92	0.68
1:S:402:LYS:HZ2	1:S:511:PHE:HE2	1.41	0.68

Continued on next page...

Continued from previous page...

Atom-1	Atom-2	Interatomic distance (Å)	Clash overlap (Å)
1:A:271:LEU:HB3	1:D:324:LEU:CG	2.23	0.68
1:A:376:PHE:HB2	1:A:625:SER:O	1.92	0.68
1:A:578:ARG:O	1:A:579:SER:OG	2.10	0.68
1:F:200:TYR:OH	1:N:328:PRO:HG3	1.92	0.68
1:F:221:ILE:CD1	1:F:258:ALA:HA	2.22	0.68
1:F:328:PRO:HG3	1:N:200:TYR:OH	1.92	0.68
1:F:470:GLY:H	1:F:530:LEU:HD13	1.58	0.68
1:H:477:GLY:O	1:H:478:ASP:OD1	2.10	0.68
1:I:373:HIS:HA	1:I:586:GLN:OE1	1.92	0.68
1:N:221:ILE:CD1	1:N:258:ALA:HA	2.22	0.68
1:N:373:HIS:HA	1:N:586:GLN:OE1	1.92	0.68
1:N:503:ILE:HD13	1:N:503:ILE:C	2.14	0.68
1:R:477:GLY:O	1:R:478:ASP:OD1	2.10	0.68
1:S:328:PRO:CD	1:T:252:PRO:CD	2.67	0.68
1:G:397:GLN:HB2	1:G:520:VAL:O	1.92	0.68
1:H:353:ARG:H	1:H:584:ASN:ND2	1.91	0.68
1:I:353:ARG:H	1:I:584:ASN:ND2	1.90	0.68
1:J:397:GLN:HB2	1:J:520:VAL:O	1.93	0.68
1:K:353:ARG:H	1:K:584:ASN:ND2	1.90	0.68
1:L:450:GLU:O	1:L:451:TYR:HB2	1.92	0.68
1:L:510:VAL:CG1	1:L:511:PHE:N	2.45	0.68
1:M:271:LEU:HB3	1:Q:324:LEU:CG	2.23	0.68
1:N:376:PHE:HB2	1:N:625:SER:O	1.92	0.68
1:O:477:GLY:O	1:O:478:ASP:OD1	2.10	0.68
1:P:470:GLY:H	1:P:530:LEU:HD13	1.58	0.68
1:P:503:ILE:HD13	1:P:503:ILE:C	2.14	0.68
1:T:578:ARG:O	1:T:579:SER:OG	2.10	0.68
1:A:324:LEU:CG	1:L:271:LEU:HB3	2.23	0.68
1:A:328:PRO:HG3	1:E:200:TYR:OH	1.92	0.68
1:B:328:PRO:HB2	1:F:251:TYR:HD1	1.56	0.68
1:F:165:GLU:CD	1:N:325:LEU:HB2	2.11	0.68
1:F:503:ILE:HD13	1:F:503:ILE:C	2.14	0.68
1:G:353:ARG:H	1:G:584:ASN:ND2	1.90	0.68
1:G:431:PRO:HB3	1:G:511:PHE:CZ	2.28	0.68
1:K:477:GLY:O	1:K:478:ASP:OD1	2.10	0.68
1:L:287:LEU:CD1	1:L:288:VAL:N	2.56	0.68
1:L:397:GLN:HB2	1:L:520:VAL:O	1.92	0.68
1:L:470:GLY:H	1:L:530:LEU:HD13	1.58	0.68
1:M:334:HIS:HB3	1:M:600:LEU:HD11	1.73	0.68
1:M:503:ILE:HD13	1:M:503:ILE:C	2.14	0.68
1:O:221:ILE:CD1	1:O:258:ALA:HA	2.22	0.68

Continued on next page...

Continued from previous page...

Atom-1	Atom-2	Interatomic distance (Å)	Clash overlap (Å)
1:P:346:SER:HB2	1:P:643:LEU:HB2	1.75	0.68
1:R:450:GLU:O	1:R:451:TYR:HB2	1.92	0.68
1:S:287:LEU:CD1	1:S:288:VAL:N	2.56	0.68
1:A:311:THR:CG2	1:J:292:TYR:CE2	2.60	0.68
1:A:480:LYS:NZ	1:E:575:TYR:CA	2.53	0.68
1:B:503:ILE:HD13	1:B:503:ILE:C	2.14	0.68
1:E:324:LEU:CG	1:J:271:LEU:HB3	2.23	0.68
1:E:431:PRO:HB3	1:E:511:PHE:CZ	2.28	0.68
1:E:503:ILE:HD13	1:E:503:ILE:C	2.14	0.68
1:J:431:PRO:HB3	1:J:511:PHE:CZ	2.28	0.68
1:J:477:GLY:O	1:J:478:ASP:OD1	2.10	0.68
1:K:450:GLU:O	1:K:451:TYR:HB2	1.92	0.68
1:K:470:GLY:H	1:K:530:LEU:HD13	1.58	0.68
1:L:353:ARG:H	1:L:584:ASN:ND2	1.91	0.68
1:O:470:GLY:H	1:O:530:LEU:HD13	1.58	0.68
1:Q:431:PRO:HB3	1:Q:511:PHE:CZ	2.28	0.68
1:R:221:ILE:CD1	1:R:258:ALA:HA	2.22	0.68
1:S:275:LEU:HD12	1:T:275:LEU:HA	1.66	0.68
1:T:470:GLY:H	1:T:530:LEU:HD13	1.58	0.68
1:B:376:PHE:HB2	1:B:625:SER:O	1.92	0.68
1:C:397:GLN:HB2	1:C:520:VAL:O	1.93	0.68
1:C:402:LYS:HZ2	1:C:511:PHE:HE2	1.41	0.68
1:C:470:GLY:H	1:C:530:LEU:HD13	1.58	0.68
1:E:328:PRO:CD	1:J:252:PRO:CD	2.67	0.68
1:F:373:HIS:HA	1:F:586:GLN:OE1	1.92	0.68
1:I:431:PRO:HB3	1:I:511:PHE:CZ	2.28	0.68
1:K:431:PRO:HB3	1:K:511:PHE:CZ	2.28	0.68
1:S:353:ARG:H	1:S:584:ASN:HD21	1.42	0.68
1:B:327:PRO:CD	1:F:237:PRO:CG	2.54	0.68
1:B:353:ARG:H	1:B:584:ASN:HD21	1.42	0.68
1:B:575:TYR:CA	1:D:480:LYS:HZ1	1.84	0.68
1:C:503:ILE:HD13	1:C:503:ILE:C	2.14	0.68
1:F:487:ILE:CG2	1:F:510:VAL:HG22	2.20	0.68
1:G:450:GLU:O	1:G:451:TYR:HB2	1.92	0.68
1:L:463:PHE:HB2	1:L:466:MET:HG3	1.76	0.68
1:M:275:LEU:CG	1:Q:275:LEU:CD1	2.34	0.68
1:O:280:SER:HG	1:O:334:HIS:CE1	2.00	0.68
1:P:353:ARG:H	1:P:584:ASN:ND2	1.91	0.68
1:Q:328:PRO:HG3	1:R:200:TYR:OH	1.93	0.68
1:A:327:PRO:HD3	1:L:237:PRO:HD3	1.68	0.68
1:F:346:SER:HB2	1:F:643:LEU:HB2	1.75	0.68

Continued on next page...

Continued from previous page...

Atom-1	Atom-2	Interatomic distance (Å)	Clash overlap (Å)
1:F:387:ARG:NH2	1:N:348:LEU:CD2	2.40	0.68
1:G:221:ILE:CD1	1:G:258:ALA:HA	2.22	0.68
1:G:578:ARG:O	1:G:579:SER:OG	2.10	0.68
1:H:470:GLY:H	1:H:530:LEU:HD13	1.58	0.68
1:H:503:ILE:HD13	1:H:503:ILE:C	2.14	0.68
1:J:287:LEU:CD1	1:J:288:VAL:N	2.56	0.68
1:J:503:ILE:HD13	1:J:503:ILE:C	2.14	0.68
1:L:480:LYS:NZ	1:S:575:TYR:CA	2.52	0.68
1:P:397:GLN:HB2	1:P:520:VAL:O	1.93	0.68
1:Q:353:ARG:H	1:Q:584:ASN:ND2	1.90	0.68
1:S:324:LEU:HD21	1:T:271:LEU:CB	2.20	0.68
1:A:221:ILE:CD1	1:A:258:ALA:HA	2.22	0.68
1:C:299:TYR:CZ	1:K:299:TYR:CE2	2.82	0.68
1:C:463:PHE:HB2	1:C:466:MET:HG3	1.76	0.68
1:D:431:PRO:HB3	1:D:511:PHE:CZ	2.28	0.68
1:J:342:ILE:HD12	1:J:342:ILE:N	2.09	0.68
1:J:463:PHE:HB2	1:J:466:MET:HG3	1.76	0.68
1:L:342:ILE:HD12	1:L:342:ILE:N	2.09	0.68
1:L:504:ASN:CB	1:L:505:PRO:HD2	2.19	0.68
1:M:280:SER:HG	1:M:334:HIS:CE1	1.98	0.68
1:N:437:VAL:CG1	1:N:438:THR:N	2.34	0.68
1:O:451:TYR:CA	1:O:458:VAL:CG2	2.36	0.68
1:P:353:ARG:H	1:P:584:ASN:HD21	1.42	0.68
1:R:437:VAL:CG1	1:R:438:THR:N	2.34	0.68
1:S:463:PHE:HB2	1:S:466:MET:HG3	1.76	0.68
1:T:450:GLU:O	1:T:451:TYR:HB2	1.92	0.68
1:A:299:TYR:HE2	1:B:299:TYR:HE2	1.42	0.67
1:D:342:ILE:HD12	1:D:342:ILE:N	2.09	0.67
1:H:342:ILE:HD12	1:H:342:ILE:N	2.09	0.67
1:I:463:PHE:HB2	1:I:466:MET:HG3	1.76	0.67
1:J:373:HIS:HA	1:J:586:GLN:OE1	1.92	0.67
1:O:342:ILE:HD12	1:O:342:ILE:N	2.09	0.67
1:Q:342:ILE:HD12	1:Q:342:ILE:N	2.09	0.67
1:S:451:TYR:CD1	1:S:457:ILE:CB	2.77	0.67
1:T:342:ILE:HD12	1:T:342:ILE:N	2.09	0.67
1:T:431:PRO:HB3	1:T:511:PHE:CZ	2.28	0.67
1:A:165:GLU:CD	1:E:325:LEU:HB2	2.11	0.67
1:B:299:TYR:CZ	1:Q:299:TYR:CE2	2.82	0.67
1:B:431:PRO:HB3	1:B:511:PHE:CZ	2.28	0.67
1:C:346:SER:HB2	1:C:643:LEU:HB2	1.75	0.67
1:D:299:TYR:CZ	1:S:299:TYR:CE2	2.83	0.67

Continued on next page...

Continued from previous page...

Atom-1	Atom-2	Interatomic distance (Å)	Clash overlap (Å)
1:D:470:GLY:H	1:D:530:LEU:HD13	1.58	0.67
1:F:324:LEU:CG	1:R:271:LEU:HB3	2.22	0.67
1:F:431:PRO:HB3	1:F:511:PHE:CZ	2.28	0.67
1:G:299:TYR:CZ	1:I:299:TYR:CE2	2.82	0.67
1:G:470:GLY:H	1:G:530:LEU:HD13	1.58	0.67
1:H:299:TYR:CZ	1:T:299:TYR:CE2	2.82	0.67
1:K:342:ILE:HD12	1:K:342:ILE:N	2.09	0.67
1:N:299:TYR:CE2	1:R:299:TYR:CZ	2.82	0.67
1:P:487:ILE:CG2	1:P:510:VAL:HG22	2.20	0.67
1:R:431:PRO:HB3	1:R:511:PHE:CZ	2.28	0.67
1:S:437:VAL:CG1	1:S:438:THR:N	2.34	0.67
1:T:402:LYS:HZ2	1:T:511:PHE:HE2	1.39	0.67
1:A:342:ILE:HD12	1:A:342:ILE:N	2.09	0.67
1:A:431:PRO:HB3	1:A:511:PHE:CZ	2.28	0.67
1:A:437:VAL:CG1	1:A:438:THR:N	2.34	0.67
1:A:503:ILE:HD13	1:A:503:ILE:C	2.14	0.67
1:D:353:ARG:H	1:D:584:ASN:HD21	1.42	0.67
1:D:450:GLU:O	1:D:451:TYR:HB2	1.92	0.67
1:E:470:GLY:H	1:E:530:LEU:HD13	1.58	0.67
1:H:287:LEU:CD1	1:H:288:VAL:N	2.56	0.67
1:H:353:ARG:H	1:H:584:ASN:HD21	1.42	0.67
1:I:487:ILE:CG2	1:I:510:VAL:HG22	2.20	0.67
1:L:299:TYR:CE2	1:T:299:TYR:CZ	2.82	0.67
1:L:431:PRO:HB3	1:L:511:PHE:CZ	2.28	0.67
1:O:431:PRO:HB3	1:O:511:PHE:CZ	2.28	0.67
1:O:463:PHE:HB2	1:O:466:MET:HG3	1.76	0.67
1:P:451:TYR:CD1	1:P:457:ILE:CB	2.77	0.67
1:R:463:PHE:HB2	1:R:466:MET:HG3	1.76	0.67
1:S:346:SER:HB2	1:S:643:LEU:HB2	1.75	0.67
1:S:503:ILE:HD13	1:S:503:ILE:C	2.14	0.67
1:D:299:TYR:CE2	1:F:299:TYR:CZ	2.82	0.67
1:E:463:PHE:HB2	1:E:466:MET:HG3	1.76	0.67
1:F:342:ILE:HD12	1:F:342:ILE:N	2.09	0.67
1:L:503:ILE:HD13	1:L:503:ILE:C	2.14	0.67
1:M:346:SER:HB2	1:M:643:LEU:HB2	1.75	0.67
1:M:450:GLU:O	1:M:451:TYR:HB2	1.92	0.67
1:N:353:ARG:H	1:N:584:ASN:HD21	1.42	0.67
1:O:578:ARG:O	1:O:579:SER:OG	2.10	0.67
1:P:342:ILE:HD12	1:P:342:ILE:N	2.09	0.67
1:Q:503:ILE:HD13	1:Q:503:ILE:C	2.14	0.67
1:A:275:LEU:HD12	1:L:275:LEU:HA	1.66	0.67

Continued on next page...

Continued from previous page...

Atom-1	Atom-2	Interatomic distance (Å)	Clash overlap (Å)
1:K:503:ILE:HD13	1:K:503:ILE:C	2.14	0.67
1:M:299:TYR:CZ	1:R:299:TYR:CE2	2.83	0.67
1:N:463:PHE:HB2	1:N:466:MET:HG3	1.76	0.67
1:O:353:ARG:H	1:O:584:ASN:HD21	1.42	0.67
1:P:287:LEU:CD1	1:P:288:VAL:N	2.56	0.67
1:R:503:ILE:HD13	1:R:503:ILE:C	2.14	0.67
1:A:299:TYR:CZ	1:B:299:TYR:CE2	2.83	0.67
1:B:200:TYR:OH	1:D:328:PRO:HG3	1.92	0.67
1:C:299:TYR:HE2	1:K:299:TYR:HE2	1.42	0.67
1:E:299:TYR:HE2	1:L:299:TYR:HE2	1.43	0.67
1:E:474:ARG:HA	1:E:525:VAL:HG23	1.77	0.67
1:I:299:TYR:CZ	1:M:299:TYR:CE2	2.83	0.67
1:K:346:SER:HB2	1:K:643:LEU:HB2	1.75	0.67
1:Q:451:TYR:CD1	1:Q:457:ILE:CB	2.77	0.67
1:Q:463:PHE:HB2	1:Q:466:MET:HG3	1.76	0.67
1:S:280:SER:HG	1:S:334:HIS:CE1	2.00	0.67
1:T:451:TYR:CD1	1:T:457:ILE:CB	2.77	0.67
1:T:463:PHE:HB2	1:T:466:MET:HG3	1.76	0.67
1:B:260:GLN:CG	1:Q:261:VAL:HG11	2.25	0.67
1:B:299:TYR:HE2	1:Q:299:TYR:HE2	1.42	0.67
1:B:463:PHE:HB2	1:B:466:MET:HG3	1.76	0.67
1:E:299:TYR:CZ	1:O:299:TYR:CE2	2.82	0.67
1:L:346:SER:HB2	1:L:643:LEU:HB2	1.75	0.67
1:N:431:PRO:HB3	1:N:511:PHE:CZ	2.28	0.67
1:P:439:THR:HG1	1:P:457:ILE:CG1	1.98	0.67
1:P:463:PHE:HB2	1:P:466:MET:HG3	1.76	0.67
1:A:200:TYR:OH	1:E:328:PRO:HG3	1.92	0.67
1:A:532:TYR:HE2	1:A:535:ILE:HD12	1.60	0.67
1:B:504:ASN:CB	1:B:505:PRO:HD2	2.19	0.67
1:C:299:TYR:CE2	1:S:299:TYR:CZ	2.83	0.67
1:C:431:PRO:HB3	1:C:511:PHE:CZ	2.28	0.67
1:D:287:LEU:CD1	1:D:288:VAL:N	2.56	0.67
1:E:260:GLN:CG	1:O:261:VAL:HG11	2.25	0.67
1:E:261:VAL:HG11	1:L:260:GLN:CG	2.25	0.67
1:E:299:TYR:CE2	1:L:299:TYR:CZ	2.83	0.67
1:E:342:ILE:HD12	1:E:342:ILE:N	2.09	0.67
1:E:353:ARG:H	1:E:584:ASN:HD21	1.42	0.67
1:F:287:LEU:CD1	1:F:288:VAL:N	2.56	0.67
1:F:342:ILE:CD1	1:F:342:ILE:N	2.58	0.67
1:H:260:GLN:CG	1:T:261:VAL:HG11	2.25	0.67
1:H:299:TYR:HE2	1:O:299:TYR:HE2	1.42	0.67

Continued on next page...

Continued from previous page...

Atom-1	Atom-2	Interatomic distance (Å)	Clash overlap (Å)
1:I:503:ILE:HD13	1:I:503:ILE:C	2.14	0.67
1:K:251:TYR:HD1	1:N:328:PRO:HB2	1.56	0.67
1:K:353:ARG:H	1:K:584:ASN:HD21	1.42	0.67
1:L:200:TYR:OH	1:S:328:PRO:HG3	1.92	0.67
1:N:287:LEU:CD1	1:N:288:VAL:N	2.56	0.67
1:N:451:TYR:CD1	1:N:457:ILE:CA	2.78	0.67
1:Q:200:TYR:OH	1:R:328:PRO:HG3	1.92	0.67
1:Q:470:GLY:H	1:Q:530:LEU:HD13	1.58	0.67
1:S:450:GLU:O	1:S:451:TYR:HB2	1.92	0.67
1:A:346:SER:HB2	1:A:643:LEU:HB2	1.75	0.67
1:B:342:ILE:HD12	1:B:342:ILE:N	2.09	0.67
1:C:342:ILE:HD12	1:C:342:ILE:N	2.09	0.67
1:D:299:TYR:HE2	1:F:299:TYR:HE2	1.43	0.67
1:F:261:VAL:HG11	1:K:260:GLN:CG	2.25	0.67
1:F:299:TYR:HE2	1:K:299:TYR:HE2	1.42	0.67
1:G:287:LEU:CD1	1:G:288:VAL:N	2.56	0.67
1:G:342:ILE:HD12	1:G:342:ILE:N	2.09	0.67
1:M:353:ARG:H	1:M:584:ASN:HD21	1.42	0.67
1:M:532:TYR:HE2	1:M:535:ILE:HD12	1.60	0.67
1:Q:287:LEU:CD1	1:Q:288:VAL:N	2.56	0.67
1:S:342:ILE:HD12	1:S:342:ILE:N	2.09	0.67
1:B:532:TYR:HE2	1:B:535:ILE:HD12	1.60	0.67
1:D:398:LYS:H	1:D:403:LEU:HD23	1.60	0.67
1:F:299:TYR:CE2	1:K:299:TYR:CZ	2.82	0.67
1:K:532:TYR:HE2	1:K:535:ILE:HD12	1.60	0.67
1:L:398:LYS:H	1:L:403:LEU:HD23	1.60	0.67
1:O:398:LYS:H	1:O:403:LEU:HD23	1.60	0.67
1:O:474:ARG:HA	1:O:525:VAL:HG23	1.77	0.67
1:R:451:TYR:CD1	1:R:457:ILE:CA	2.78	0.67
1:R:532:TYR:HE2	1:R:535:ILE:HD12	1.60	0.67
1:C:451:TYR:CD1	1:C:457:ILE:CB	2.77	0.66
1:D:463:PHE:HB2	1:D:466:MET:HG3	1.76	0.66
1:E:451:TYR:CD1	1:E:457:ILE:CB	2.77	0.66
1:F:463:PHE:HB2	1:F:466:MET:HG3	1.76	0.66
1:G:451:TYR:CD1	1:G:457:ILE:CB	2.77	0.66
1:G:503:ILE:HD13	1:G:503:ILE:C	2.14	0.66
1:G:532:TYR:HE2	1:G:535:ILE:HD12	1.60	0.66
1:J:344:LYS:O	1:J:345:SER:HB2	1.95	0.66
1:K:344:LYS:O	1:K:345:SER:HB2	1.95	0.66
1:L:299:TYR:HE2	1:T:299:TYR:HE2	1.42	0.66
1:N:261:VAL:HG11	1:R:260:GLN:CG	2.25	0.66

Continued on next page...

Continued from previous page...

Atom-1	Atom-2	Interatomic distance (Å)	Clash overlap (Å)
1:N:342:ILE:CD1	1:N:342:ILE:N	2.58	0.66
1:O:487:ILE:CG2	1:O:510:VAL:HG22	2.20	0.66
1:O:503:ILE:HD13	1:O:503:ILE:C	2.14	0.66
1:P:540:ILE:HB	1:P:582:VAL:CG1	2.26	0.66
1:S:344:LYS:O	1:S:345:SER:HB2	1.95	0.66
1:A:299:TYR:CE2	1:J:299:TYR:CZ	2.82	0.66
1:B:342:ILE:CD1	1:B:342:ILE:N	2.58	0.66
1:B:575:TYR:CA	1:D:480:LYS:NZ	2.52	0.66
1:D:261:VAL:HG11	1:F:260:GLN:CG	2.25	0.66
1:D:474:ARG:HA	1:D:525:VAL:HG23	1.77	0.66
1:G:255:LEU:HD11	1:I:313:GLU:OE1	1.95	0.66
1:G:344:LYS:O	1:G:345:SER:HB2	1.95	0.66
1:G:504:ASN:CB	1:G:505:PRO:HD2	2.19	0.66
1:H:261:VAL:HG11	1:O:260:GLN:CG	2.25	0.66
1:K:271:LEU:CB	1:N:324:LEU:HD21	2.20	0.66
1:N:342:ILE:N	1:N:342:ILE:HD12	2.09	0.66
1:O:451:TYR:CD1	1:O:457:ILE:CA	2.78	0.66
1:P:261:VAL:HG11	1:Q:260:GLN:CG	2.25	0.66
1:Q:398:LYS:H	1:Q:403:LEU:HD23	1.59	0.66
1:R:342:ILE:HD12	1:R:342:ILE:N	2.09	0.66
1:R:470:GLY:H	1:R:530:LEU:HD13	1.58	0.66
1:T:503:ILE:HD13	1:T:503:ILE:C	2.14	0.66
1:A:463:PHE:HB2	1:A:466:MET:HG3	1.76	0.66
1:B:540:ILE:HB	1:B:582:VAL:CG1	2.26	0.66
1:C:260:GLN:CG	1:K:261:VAL:HG11	2.25	0.66
1:C:342:ILE:CD1	1:C:342:ILE:N	2.58	0.66
1:D:260:GLN:CG	1:S:261:VAL:HG11	2.25	0.66
1:D:342:ILE:CD1	1:D:342:ILE:N	2.58	0.66
1:D:532:TYR:HE2	1:D:535:ILE:HD12	1.60	0.66
1:E:287:LEU:CD1	1:E:288:VAL:N	2.56	0.66
1:E:344:LYS:O	1:E:345:SER:HB2	1.95	0.66
1:E:439:THR:HG1	1:E:457:ILE:CG1	2.01	0.66
1:G:463:PHE:HB2	1:G:466:MET:HG3	1.76	0.66
1:G:474:ARG:HA	1:G:525:VAL:HG23	1.77	0.66
1:H:332:LEU:HD23	1:H:334:HIS:H	1.61	0.66
1:H:346:SER:HB2	1:H:643:LEU:HB2	1.75	0.66
1:J:299:TYR:HE2	1:P:299:TYR:HE2	1.42	0.66
1:L:353:ARG:H	1:L:584:ASN:HD21	1.42	0.66
1:M:344:LYS:O	1:M:345:SER:HB2	1.95	0.66
1:N:398:LYS:H	1:N:403:LEU:HD23	1.59	0.66
1:N:540:ILE:HB	1:N:582:VAL:CG1	2.26	0.66

Continued on next page...

Continued from previous page...

Atom-1	Atom-2	Interatomic distance (Å)	Clash overlap (Å)
1:A:287:LEU:CD1	1:A:288:VAL:N	2.56	0.66
1:A:575:TYR:CA	1:E:480:LYS:NZ	2.52	0.66
1:B:344:LYS:O	1:B:345:SER:HB2	1.95	0.66
1:B:451:TYR:CD1	1:B:457:ILE:CA	2.78	0.66
1:C:529:LEU:C	1:C:530:LEU:HD12	2.16	0.66
1:D:251:TYR:HD1	1:L:328:PRO:HB2	1.56	0.66
1:D:332:LEU:HD23	1:D:334:HIS:H	1.61	0.66
1:F:165:GLU:CG	1:N:325:LEU:HD23	2.21	0.66
1:F:532:TYR:HE2	1:F:535:ILE:HD12	1.60	0.66
1:F:540:ILE:HB	1:F:582:VAL:CG1	2.26	0.66
1:H:451:TYR:CD1	1:H:457:ILE:CA	2.78	0.66
1:H:463:PHE:HB2	1:H:466:MET:HG3	1.76	0.66
1:I:332:LEU:HD23	1:I:334:HIS:H	1.61	0.66
1:I:470:GLY:H	1:I:530:LEU:HD13	1.58	0.66
1:J:532:TYR:HE2	1:J:535:ILE:HD12	1.60	0.66
1:J:578:ARG:O	1:J:579:SER:OG	2.10	0.66
1:K:342:ILE:CD1	1:K:342:ILE:N	2.58	0.66
1:L:474:ARG:HA	1:L:525:VAL:HG23	1.77	0.66
1:M:342:ILE:HD12	1:M:342:ILE:N	2.09	0.66
1:M:463:PHE:HB2	1:M:466:MET:HG3	1.76	0.66
1:N:474:ARG:HA	1:N:525:VAL:HG23	1.77	0.66
1:P:299:TYR:CE2	1:Q:299:TYR:CZ	2.82	0.66
1:Q:474:ARG:HA	1:Q:525:VAL:HG23	1.77	0.66
1:S:532:TYR:HE2	1:S:535:ILE:HD12	1.60	0.66
1:A:259:ARG:NH1	1:B:259:ARG:O	2.29	0.66
1:A:344:LYS:O	1:A:345:SER:HB2	1.95	0.66
1:G:540:ILE:HB	1:G:582:VAL:CG1	2.26	0.66
1:H:342:ILE:CD1	1:H:342:ILE:N	2.58	0.66
1:I:342:ILE:HD12	1:I:342:ILE:N	2.09	0.66
1:K:463:PHE:HB2	1:K:466:MET:HG3	1.76	0.66
1:M:260:GLN:CG	1:R:261:VAL:HG11	2.25	0.66
1:N:532:TYR:HE2	1:N:535:ILE:HD12	1.60	0.66
1:O:332:LEU:HD23	1:O:334:HIS:H	1.61	0.66
1:P:344:LYS:O	1:P:345:SER:HB2	1.95	0.66
1:P:532:TYR:HE2	1:P:535:ILE:HD12	1.60	0.66
1:A:529:LEU:C	1:A:530:LEU:HD12	2.16	0.66
1:C:332:LEU:HD23	1:C:334:HIS:H	1.61	0.66
1:D:255:LEU:HD11	1:S:313:GLU:OE1	1.95	0.66
1:D:259:ARG:NH1	1:S:259:ARG:O	2.29	0.66
1:D:280:SER:HG	1:D:334:HIS:CE1	1.98	0.66
1:E:313:GLU:OE1	1:L:255:LEU:HD11	1.95	0.66

Continued on next page...

Continued from previous page...

Atom-1	Atom-2	Interatomic distance (Å)	Clash overlap (Å)
1:G:261:VAL:HG11	1:N:260:GLN:CG	2.25	0.66
1:H:540:ILE:HB	1:H:582:VAL:CG1	2.26	0.66
1:I:260:GLN:CG	1:M:261:VAL:HG11	2.25	0.66
1:J:451:TYR:CD1	1:J:457:ILE:CA	2.78	0.66
1:L:332:LEU:HD23	1:L:334:HIS:H	1.61	0.66
1:M:398:LYS:H	1:M:403:LEU:HD23	1.59	0.66
1:O:532:TYR:HE2	1:O:535:ILE:HD12	1.60	0.66
1:T:510:VAL:CG1	1:T:511:PHE:N	2.45	0.66
1:A:353:ARG:H	1:A:584:ASN:HD21	1.42	0.66
1:B:165:GLU:OE1	1:D:325:LEU:HD23	1.94	0.66
1:B:287:LEU:CD1	1:B:288:VAL:N	2.56	0.66
1:D:540:ILE:HB	1:D:582:VAL:CG1	2.26	0.66
1:E:259:ARG:O	1:L:259:ARG:NH1	2.29	0.66
1:G:259:ARG:NH1	1:I:259:ARG:O	2.29	0.66
1:H:532:TYR:HE2	1:H:535:ILE:HD12	1.60	0.66
1:I:287:LEU:CD1	1:I:288:VAL:N	2.56	0.66
1:I:299:TYR:HE2	1:M:299:TYR:HE2	1.42	0.66
1:I:540:ILE:HB	1:I:582:VAL:CG1	2.26	0.66
1:J:342:ILE:CD1	1:J:342:ILE:N	2.58	0.66
1:J:529:LEU:C	1:J:530:LEU:HD12	2.16	0.66
1:K:237:PRO:CG	1:N:327:PRO:CD	2.55	0.66
1:L:529:LEU:C	1:L:530:LEU:HD12	2.16	0.66
1:L:532:TYR:HE2	1:L:535:ILE:HD12	1.60	0.66
1:L:540:ILE:HB	1:L:582:VAL:CG1	2.26	0.66
1:M:332:LEU:HD23	1:M:334:HIS:H	1.61	0.66
1:M:540:ILE:HB	1:M:582:VAL:CG1	2.26	0.66
1:Q:353:ARG:H	1:Q:584:ASN:HD21	1.42	0.66
1:Q:510:VAL:CG1	1:Q:511:PHE:N	2.45	0.66
1:A:260:GLN:CG	1:B:261:VAL:HG11	2.25	0.66
1:D:529:LEU:C	1:D:530:LEU:HD12	2.16	0.66
1:F:510:VAL:CG1	1:F:511:PHE:N	2.45	0.66
1:G:299:TYR:CE2	1:N:299:TYR:CZ	2.83	0.66
1:H:398:LYS:H	1:H:403:LEU:HD23	1.60	0.66
1:K:402:LYS:HZ2	1:K:511:PHE:HE2	1.41	0.66
1:L:261:VAL:HG11	1:T:260:GLN:CG	2.25	0.66
1:M:190:LYS:HB2	1:M:652:LEU:CD1	2.24	0.66
1:Q:165:GLU:OE1	1:R:325:LEU:HD23	1.94	0.66
1:R:332:LEU:HD23	1:R:334:HIS:H	1.61	0.66
1:S:332:LEU:HD23	1:S:334:HIS:H	1.61	0.66
1:A:259:ARG:O	1:J:259:ARG:NH1	2.29	0.66
1:A:342:ILE:CD1	1:A:342:ILE:N	2.58	0.66

Continued on next page...

Continued from previous page...

Atom-1	Atom-2	Interatomic distance (Å)	Clash overlap (Å)
1:B:529:LEU:C	1:B:530:LEU:HD12	2.16	0.66
1:E:332:LEU:HD23	1:E:334:HIS:H	1.61	0.66
1:E:398:LYS:H	1:E:403:LEU:HD23	1.59	0.66
1:I:342:ILE:CD1	1:I:342:ILE:N	2.58	0.66
1:K:540:ILE:HB	1:K:582:VAL:HG13	1.78	0.66
1:M:287:LEU:CD1	1:M:288:VAL:N	2.56	0.66
1:S:398:LYS:H	1:S:403:LEU:HD23	1.59	0.66
1:S:474:ARG:HA	1:S:525:VAL:HG23	1.77	0.66
1:T:398:LYS:H	1:T:403:LEU:HD23	1.59	0.66
1:C:259:ARG:O	1:S:259:ARG:NH1	2.29	0.66
1:C:259:ARG:NH1	1:K:259:ARG:O	2.29	0.66
1:E:532:TYR:HE2	1:E:535:ILE:HD12	1.60	0.66
1:F:529:LEU:C	1:F:530:LEU:HD12	2.16	0.66
1:J:540:ILE:HB	1:J:582:VAL:CG1	2.26	0.66
1:K:504:ASN:CB	1:K:505:PRO:HD2	2.19	0.66
1:K:540:ILE:HB	1:K:582:VAL:CG1	2.26	0.66
1:L:259:ARG:O	1:T:259:ARG:NH1	2.29	0.66
1:L:446:THR:O	1:L:452:ASP:OD2	2.14	0.66
1:M:259:ARG:NH1	1:R:259:ARG:O	2.29	0.66
1:N:259:ARG:O	1:R:259:ARG:NH1	2.29	0.66
1:N:540:ILE:HB	1:N:582:VAL:HG13	1.78	0.66
1:O:342:ILE:CD1	1:O:342:ILE:N	2.58	0.66
1:P:529:LEU:C	1:P:530:LEU:HD12	2.16	0.66
1:R:344:LYS:O	1:R:345:SER:HB2	1.95	0.66
1:A:540:ILE:HB	1:A:582:VAL:CG1	2.26	0.65
1:C:287:LEU:CD1	1:C:288:VAL:N	2.56	0.65
1:C:344:LYS:O	1:C:345:SER:HB2	1.95	0.65
1:D:251:TYR:CD1	1:L:328:PRO:CB	2.58	0.65
1:E:299:TYR:HE2	1:O:299:TYR:HE2	1.43	0.65
1:F:508:ILE:N	1:F:508:ILE:HD13	2.11	0.65
1:G:424:THR:HG23	1:G:425:ILE:HD13	1.78	0.65
1:G:508:ILE:N	1:G:508:ILE:HD13	2.11	0.65
1:H:259:ARG:O	1:O:259:ARG:NH1	2.29	0.65
1:H:299:TYR:CE2	1:O:299:TYR:CZ	2.82	0.65
1:H:508:ILE:HD13	1:H:508:ILE:N	2.11	0.65
1:J:259:ARG:O	1:P:259:ARG:NH1	2.29	0.65
1:L:165:GLU:CD	1:S:325:LEU:HB2	2.11	0.65
1:L:451:TYR:CD1	1:L:457:ILE:CA	2.78	0.65
1:M:342:ILE:CD1	1:M:342:ILE:N	2.58	0.65
1:M:540:ILE:HB	1:M:582:VAL:HG13	1.79	0.65
1:O:529:LEU:C	1:O:530:LEU:HD12	2.16	0.65

Continued on next page...

Continued from previous page...

Atom-1	Atom-2	Interatomic distance (Å)	Clash overlap (Å)
1:P:508:ILE:HD13	1:P:508:ILE:N	2.11	0.65
1:Q:540:ILE:HB	1:Q:582:VAL:CG1	2.26	0.65
1:R:540:ILE:HB	1:R:582:VAL:HG13	1.78	0.65
1:S:342:ILE:CD1	1:S:342:ILE:N	2.58	0.65
1:T:446:THR:O	1:T:452:ASP:OD2	2.14	0.65
1:T:540:ILE:HB	1:T:582:VAL:CG1	2.26	0.65
1:A:398:LYS:H	1:A:403:LEU:HD23	1.59	0.65
1:C:261:VAL:HG11	1:S:260:GLN:CG	2.25	0.65
1:D:259:ARG:O	1:F:259:ARG:NH1	2.29	0.65
1:D:451:TYR:CD1	1:D:457:ILE:CB	2.77	0.65
1:E:342:ILE:CD1	1:E:342:ILE:N	2.58	0.65
1:F:540:ILE:HB	1:F:582:VAL:HG13	1.78	0.65
1:G:540:ILE:HB	1:G:582:VAL:HG13	1.78	0.65
1:H:474:ARG:HA	1:H:525:VAL:HG23	1.77	0.65
1:I:446:THR:O	1:I:452:ASP:OD2	2.14	0.65
1:I:451:TYR:CD1	1:I:457:ILE:CA	2.78	0.65
1:I:540:ILE:HB	1:I:582:VAL:HG13	1.79	0.65
1:J:261:VAL:HG11	1:P:260:GLN:CG	2.25	0.65
1:J:353:ARG:H	1:J:584:ASN:HD21	1.42	0.65
1:M:255:LEU:HD11	1:R:313:GLU:OE1	1.95	0.65
1:M:529:LEU:C	1:M:530:LEU:HD12	2.16	0.65
1:O:540:ILE:HB	1:O:582:VAL:CG1	2.26	0.65
1:P:280:SER:HG	1:P:334:HIS:CE1	1.99	0.65
1:P:299:TYR:HE2	1:Q:299:TYR:HE2	1.42	0.65
1:P:387:ARG:HH21	1:P:592:ARG:HD3	1.62	0.65
1:Q:344:LYS:O	1:Q:345:SER:HB2	1.95	0.65
1:Q:529:LEU:C	1:Q:530:LEU:HD12	2.16	0.65
1:S:446:THR:O	1:S:452:ASP:OD2	2.14	0.65
1:T:532:TYR:HE2	1:T:535:ILE:HD12	1.60	0.65
1:A:332:LEU:HD23	1:A:334:HIS:H	1.61	0.65
1:B:280:SER:HG	1:B:334:HIS:CE1	2.00	0.65
1:B:540:ILE:HB	1:B:582:VAL:HG13	1.79	0.65
1:C:474:ARG:HA	1:C:525:VAL:HG23	1.77	0.65
1:D:344:LYS:O	1:D:345:SER:HB2	1.95	0.65
1:D:446:THR:O	1:D:452:ASP:OD2	2.14	0.65
1:E:424:THR:HG23	1:E:425:ILE:HD13	1.79	0.65
1:G:260:GLN:CG	1:I:261:VAL:HG11	2.25	0.65
1:G:332:LEU:HD23	1:G:334:HIS:H	1.61	0.65
1:J:299:TYR:CE2	1:P:299:TYR:CZ	2.83	0.65
1:J:508:ILE:N	1:J:508:ILE:HD13	2.11	0.65
1:K:508:ILE:N	1:K:508:ILE:HD13	2.12	0.65

Continued on next page...

Continued from previous page...

Atom-1	Atom-2	Interatomic distance (Å)	Clash overlap (Å)
1:L:344:LYS:O	1:L:345:SER:HB2	1.95	0.65
1:M:504:ASN:CB	1:M:505:PRO:HD2	2.19	0.65
1:N:344:LYS:O	1:N:345:SER:HB2	1.95	0.65
1:P:424:THR:HG23	1:P:425:ILE:HD13	1.79	0.65
1:P:446:THR:O	1:P:452:ASP:OD2	2.14	0.65
1:Q:387:ARG:HH21	1:Q:592:ARG:HD3	1.62	0.65
1:R:342:ILE:CD1	1:R:342:ILE:N	2.58	0.65
1:R:424:THR:HG23	1:R:425:ILE:HD13	1.79	0.65
1:R:474:ARG:HA	1:R:525:VAL:HG23	1.77	0.65
1:S:529:LEU:C	1:S:530:LEU:HD12	2.16	0.65
1:T:344:LYS:O	1:T:345:SER:HB2	1.95	0.65
1:A:261:VAL:HG11	1:J:260:GLN:CG	2.25	0.65
1:A:299:TYR:HE2	1:J:299:TYR:HE2	1.42	0.65
1:A:474:ARG:HA	1:A:525:VAL:HG23	1.77	0.65
1:A:507:LYS:H	1:A:508:ILE:HD13	1.62	0.65
1:B:259:ARG:NH1	1:Q:259:ARG:O	2.29	0.65
1:B:398:LYS:H	1:B:403:LEU:HD23	1.59	0.65
1:B:424:THR:HG23	1:B:425:ILE:HD13	1.79	0.65
1:B:474:ARG:HA	1:B:525:VAL:HG23	1.77	0.65
1:F:540:ILE:HD12	1:F:582:VAL:HG21	1.79	0.65
1:G:446:THR:O	1:G:452:ASP:OD2	2.14	0.65
1:G:529:LEU:C	1:G:530:LEU:HD12	2.16	0.65
1:H:259:ARG:NH1	1:T:259:ARG:O	2.29	0.65
1:H:611:ILE:HD12	1:H:619:PHE:CE1	2.32	0.65
1:I:507:LYS:H	1:I:508:ILE:HD13	1.62	0.65
1:K:332:LEU:HD23	1:K:334:HIS:H	1.61	0.65
1:K:424:THR:HG23	1:K:425:ILE:HD13	1.79	0.65
1:L:387:ARG:HH21	1:L:592:ARG:HD3	1.62	0.65
1:N:510:VAL:CG1	1:N:511:PHE:N	2.45	0.65
1:N:540:ILE:HD12	1:N:582:VAL:HG21	1.79	0.65
1:Q:508:ILE:N	1:Q:508:ILE:HD13	2.11	0.65
1:S:424:THR:HG23	1:S:425:ILE:HD13	1.79	0.65
1:S:540:ILE:HB	1:S:582:VAL:CG1	2.26	0.65
1:T:342:ILE:CD1	1:T:342:ILE:N	2.58	0.65
1:A:508:ILE:HD13	1:A:508:ILE:N	2.12	0.65
1:C:437:VAL:CG1	1:C:438:THR:N	2.34	0.65
1:C:446:THR:O	1:C:452:ASP:OD2	2.14	0.65
1:E:529:LEU:C	1:E:530:LEU:HD12	2.16	0.65
1:G:342:ILE:CD1	1:G:342:ILE:N	2.58	0.65
1:G:353:ARG:H	1:G:584:ASN:HD21	1.42	0.65
1:G:601:LEU:CD1	1:G:650:ILE:CG1	2.62	0.65

Continued on next page...

Continued from previous page...

Atom-1	Atom-2	Interatomic distance (Å)	Clash overlap (Å)
1:G:611:ILE:HD12	1:G:619:PHE:CE1	2.32	0.65
1:H:344:LYS:O	1:H:345:SER:HB2	1.95	0.65
1:H:507:LYS:H	1:H:508:ILE:HD13	1.62	0.65
1:H:540:ILE:HD12	1:H:582:VAL:HG21	1.79	0.65
1:L:611:ILE:HD12	1:L:619:PHE:CE1	2.32	0.65
1:M:474:ARG:HA	1:M:525:VAL:HG23	1.77	0.65
1:Q:342:ILE:CD1	1:Q:342:ILE:N	2.58	0.65
1:Q:532:TYR:HE2	1:Q:535:ILE:HD12	1.60	0.65
1:T:287:LEU:CD1	1:T:288:VAL:N	2.56	0.65
1:B:332:LEU:HD23	1:B:334:HIS:H	1.61	0.65
1:C:540:ILE:HB	1:C:582:VAL:CG1	2.26	0.65
1:E:275:LEU:CD1	1:J:275:LEU:CG	2.34	0.65
1:E:446:THR:O	1:E:452:ASP:OD2	2.14	0.65
1:E:508:ILE:N	1:E:508:ILE:HD13	2.12	0.65
1:E:540:ILE:HB	1:E:582:VAL:CG1	2.26	0.65
1:F:398:LYS:H	1:F:403:LEU:HD23	1.59	0.65
1:G:398:LYS:H	1:G:403:LEU:HD23	1.59	0.65
1:H:529:LEU:C	1:H:530:LEU:HD12	2.16	0.65
1:H:540:ILE:HB	1:H:582:VAL:HG13	1.79	0.65
1:I:532:TYR:HE2	1:I:535:ILE:HD12	1.60	0.65
1:I:611:ILE:HD12	1:I:619:PHE:CE1	2.32	0.65
1:K:529:LEU:C	1:K:530:LEU:HD12	2.16	0.65
1:N:507:LYS:H	1:N:508:ILE:HD13	1.62	0.65
1:N:529:LEU:C	1:N:530:LEU:HD12	2.16	0.65
1:O:344:LYS:O	1:O:345:SER:HB2	1.95	0.65
1:P:332:LEU:HD23	1:P:334:HIS:H	1.61	0.65
1:P:398:LYS:H	1:P:403:LEU:HD23	1.59	0.65
1:P:451:TYR:CD1	1:P:457:ILE:CA	2.78	0.65
1:R:507:LYS:H	1:R:508:ILE:HD13	1.62	0.65
1:R:611:ILE:HD12	1:R:619:PHE:CE1	2.32	0.65
1:S:324:LEU:HD22	1:T:271:LEU:CB	2.26	0.65
1:S:611:ILE:HD12	1:S:619:PHE:CE1	2.32	0.65
1:A:165:GLU:CG	1:E:325:LEU:HD23	2.21	0.65
1:C:299:TYR:HE2	1:S:299:TYR:HE2	1.42	0.65
1:C:508:ILE:N	1:C:508:ILE:HD13	2.12	0.65
1:D:237:PRO:HD3	1:L:327:PRO:HD3	1.68	0.65
1:F:259:ARG:O	1:K:259:ARG:NH1	2.29	0.65
1:F:325:LEU:HD23	1:N:165:GLU:OE1	1.95	0.65
1:G:387:ARG:HH21	1:G:592:ARG:HD3	1.62	0.65
1:H:446:THR:O	1:H:452:ASP:OD2	2.14	0.65
1:I:474:ARG:HA	1:I:525:VAL:HG23	1.77	0.65

Continued on next page...

Continued from previous page...

Atom-1	Atom-2	Interatomic distance (Å)	Clash overlap (Å)
1:I:540:ILE:HD12	1:I:582:VAL:HG21	1.79	0.65
1:L:424:THR:HG23	1:L:425:ILE:HD13	1.79	0.65
1:M:611:ILE:HD12	1:M:619:PHE:CE1	2.32	0.65
1:N:387:ARG:HH21	1:N:592:ARG:HD3	1.62	0.65
1:P:540:ILE:HB	1:P:582:VAL:HG13	1.78	0.65
1:Q:451:TYR:CD1	1:Q:457:ILE:CA	2.78	0.65
1:Q:611:ILE:HD12	1:Q:619:PHE:CE1	2.32	0.65
1:R:387:ARG:HH21	1:R:592:ARG:HD3	1.62	0.65
1:R:398:LYS:H	1:R:403:LEU:HD23	1.59	0.65
1:R:529:LEU:C	1:R:530:LEU:HD12	2.16	0.65
1:R:540:ILE:HB	1:R:582:VAL:CG1	2.26	0.65
1:A:540:ILE:HB	1:A:582:VAL:HG13	1.79	0.65
1:B:508:ILE:N	1:B:508:ILE:HD13	2.11	0.65
1:B:540:ILE:HD12	1:B:582:VAL:HG21	1.79	0.65
1:C:510:VAL:CG1	1:C:511:PHE:N	2.45	0.65
1:C:532:TYR:HE2	1:C:535:ILE:HD12	1.60	0.65
1:C:611:ILE:HD12	1:C:619:PHE:CE1	2.32	0.65
1:D:540:ILE:HB	1:D:582:VAL:HG13	1.78	0.65
1:F:328:PRO:CB	1:R:251:TYR:HD1	1.75	0.65
1:F:332:LEU:HD23	1:F:334:HIS:H	1.61	0.65
1:F:474:ARG:HA	1:F:525:VAL:HG23	1.77	0.65
1:G:259:ARG:O	1:N:259:ARG:NH1	2.29	0.65
1:I:529:LEU:C	1:I:530:LEU:HD12	2.16	0.65
1:J:451:TYR:CD1	1:J:457:ILE:CB	2.77	0.65
1:J:611:ILE:HD12	1:J:619:PHE:CE1	2.32	0.65
1:K:252:PRO:HD2	1:N:328:PRO:CD	2.06	0.65
1:K:271:LEU:CB	1:N:324:LEU:HD22	2.26	0.65
1:O:540:ILE:HB	1:O:582:VAL:HG13	1.78	0.65
1:P:611:ILE:HD12	1:P:619:PHE:CE1	2.32	0.65
1:Q:332:LEU:HD23	1:Q:334:HIS:H	1.61	0.65
1:T:529:LEU:C	1:T:530:LEU:HD12	2.16	0.65
1:A:611:ILE:HD12	1:A:619:PHE:CE1	2.32	0.65
1:B:324:LEU:HD11	1:F:271:LEU:HB3	1.79	0.65
1:B:387:ARG:HH21	1:B:592:ARG:HD3	1.62	0.65
1:D:504:ASN:CB	1:D:505:PRO:HD2	2.19	0.65
1:G:229:GLY:O	1:I:222:SER:OG	2.15	0.65
1:I:259:ARG:NH1	1:M:259:ARG:O	2.29	0.65
1:K:398:LYS:H	1:K:403:LEU:HD23	1.59	0.65
1:M:271:LEU:HB3	1:Q:324:LEU:HD11	1.79	0.65
1:N:332:LEU:HD23	1:N:334:HIS:H	1.61	0.65
1:N:446:THR:O	1:N:452:ASP:OD2	2.14	0.65

Continued on next page...

Continued from previous page...

Atom-1	Atom-2	Interatomic distance (Å)	Clash overlap (Å)
1:O:508:ILE:N	1:O:508:ILE:HD13	2.12	0.65
1:Q:325:LEU:HD23	1:R:165:GLU:CG	2.21	0.65
1:Q:446:THR:O	1:Q:452:ASP:OD2	2.14	0.65
1:R:661:ILE:HG13	1:R:662:ARG:N	2.12	0.65
1:T:474:ARG:HA	1:T:525:VAL:HG23	1.77	0.65
1:T:540:ILE:HB	1:T:582:VAL:HG13	1.78	0.65
1:B:446:THR:O	1:B:452:ASP:OD2	2.14	0.65
1:D:451:TYR:CD1	1:D:457:ILE:CA	2.78	0.65
1:E:259:ARG:NH1	1:O:259:ARG:O	2.29	0.65
1:L:540:ILE:HD12	1:L:582:VAL:HG21	1.79	0.65
1:M:446:THR:O	1:M:452:ASP:OD2	2.14	0.65
1:N:299:TYR:HE2	1:R:299:TYR:HE2	1.42	0.65
1:N:427:SER:HG	1:N:429:LEU:HD21	1.60	0.65
1:N:611:ILE:HD12	1:N:619:PHE:CE1	2.32	0.65
1:O:387:ARG:HH21	1:O:592:ARG:HD3	1.62	0.65
1:O:446:THR:O	1:O:452:ASP:OD2	2.14	0.65
1:O:540:ILE:HD12	1:O:582:VAL:HG21	1.79	0.65
1:P:259:ARG:O	1:Q:259:ARG:NH1	2.29	0.65
1:Q:325:LEU:HD23	1:R:165:GLU:OE1	1.94	0.65
1:Q:507:LYS:H	1:Q:508:ILE:HD13	1.62	0.65
1:Q:575:TYR:CA	1:R:480:LYS:NZ	2.52	0.65
1:C:398:LYS:H	1:C:403:LEU:HD23	1.59	0.64
1:C:424:THR:HG23	1:C:425:ILE:HD13	1.79	0.64
1:F:297:ASN:HD22	1:F:298:PRO:HD2	1.63	0.64
1:F:353:ARG:H	1:F:584:ASN:HD21	1.42	0.64
1:I:344:LYS:O	1:I:345:SER:HB2	1.95	0.64
1:I:353:ARG:H	1:I:584:ASN:HD21	1.42	0.64
1:I:387:ARG:HH21	1:I:592:ARG:HD3	1.62	0.64
1:J:297:ASN:HD22	1:J:298:PRO:HD2	1.62	0.64
1:J:661:ILE:HG13	1:J:662:ARG:N	2.12	0.64
1:K:474:ARG:HA	1:K:525:VAL:HG23	1.77	0.64
1:L:165:GLU:CG	1:S:325:LEU:HD23	2.21	0.64
1:L:435:TYR:O	1:L:435:TYR:CD1	2.51	0.64
1:M:209:VAL:HG23	1:M:324:LEU:CB	2.28	0.64
1:M:424:THR:HG23	1:M:425:ILE:HD13	1.78	0.64
1:N:222:SER:OG	1:R:229:GLY:O	2.15	0.64
1:P:474:ARG:HA	1:P:525:VAL:HG23	1.77	0.64
1:R:446:THR:O	1:R:452:ASP:OD2	2.14	0.64
1:T:353:ARG:H	1:T:584:ASN:HD21	1.42	0.64
1:T:387:ARG:HH21	1:T:592:ARG:HD3	1.62	0.64
1:T:424:THR:HG23	1:T:425:ILE:HD13	1.79	0.64

Continued on next page...

Continued from previous page...

Atom-1	Atom-2	Interatomic distance (Å)	Clash overlap (Å)
1:T:508:ILE:HD13	1:T:508:ILE:N	2.11	0.64
1:T:661:ILE:HG13	1:T:662:ARG:N	2.12	0.64
1:A:209:VAL:HG23	1:A:324:LEU:CB	2.28	0.64
1:C:387:ARG:HH21	1:C:592:ARG:HD3	1.62	0.64
1:D:299:TYR:HE2	1:S:299:TYR:HE2	1.42	0.64
1:D:435:TYR:O	1:D:435:TYR:CD1	2.51	0.64
1:E:540:ILE:HD12	1:E:582:VAL:HG21	1.79	0.64
1:F:344:LYS:O	1:F:345:SER:HB2	1.95	0.64
1:G:435:TYR:CD1	1:G:435:TYR:O	2.51	0.64
1:H:222:SER:OG	1:O:229:GLY:O	2.16	0.64
1:H:439:THR:HG1	1:H:457:ILE:CG1	2.02	0.64
1:J:424:THR:HG23	1:J:425:ILE:HD13	1.78	0.64
1:J:474:ARG:HA	1:J:525:VAL:HG23	1.77	0.64
1:K:271:LEU:HB3	1:N:324:LEU:HD11	1.79	0.64
1:K:451:TYR:CD1	1:K:457:ILE:CB	2.77	0.64
1:L:325:LEU:HB2	1:S:165:GLU:CD	2.11	0.64
1:N:297:ASN:HD22	1:N:298:PRO:HD2	1.63	0.64
1:P:507:LYS:H	1:P:508:ILE:HD13	1.62	0.64
1:Q:424:THR:HG23	1:Q:425:ILE:HD13	1.79	0.64
1:R:508:ILE:HD13	1:R:508:ILE:N	2.11	0.64
1:S:507:LYS:H	1:S:508:ILE:HD13	1.62	0.64
1:S:661:ILE:HG13	1:S:662:ARG:N	2.12	0.64
1:A:324:LEU:HD11	1:L:271:LEU:HB3	1.79	0.64
1:B:348:LEU:CD2	1:D:387:ARG:HH12	2.10	0.64
1:C:504:ASN:CB	1:C:505:PRO:HD2	2.19	0.64
1:C:507:LYS:H	1:C:508:ILE:HD13	1.62	0.64
1:E:260:GLN:HG3	1:O:261:VAL:HG11	1.80	0.64
1:F:446:THR:O	1:F:452:ASP:OD2	2.14	0.64
1:G:222:SER:OG	1:N:229:GLY:O	2.16	0.64
1:H:209:VAL:HG23	1:H:324:LEU:CB	2.28	0.64
1:H:661:ILE:HG13	1:H:662:ARG:N	2.12	0.64
1:J:435:TYR:CD1	1:J:435:TYR:O	2.51	0.64
1:J:540:ILE:HD12	1:J:582:VAL:HG21	1.79	0.64
1:L:313:GLU:OE1	1:T:255:LEU:HD11	1.95	0.64
1:M:508:ILE:N	1:M:508:ILE:HD13	2.12	0.64
1:Q:165:GLU:CD	1:R:325:LEU:HB2	2.11	0.64
1:Q:435:TYR:CD1	1:Q:435:TYR:O	2.50	0.64
1:S:435:TYR:CD1	1:S:435:TYR:O	2.51	0.64
1:T:540:ILE:HD12	1:T:582:VAL:HG21	1.79	0.64
1:A:451:TYR:CD1	1:A:457:ILE:CA	2.78	0.64
1:B:611:ILE:HD12	1:B:619:PHE:CE1	2.32	0.64

Continued on next page...

Continued from previous page...

Atom-1	Atom-2	Interatomic distance (Å)	Clash overlap (Å)
1:D:222:SER:OG	1:F:229:GLY:O	2.16	0.64
1:D:611:ILE:HD12	1:D:619:PHE:CE1	2.32	0.64
1:E:451:TYR:CD1	1:E:457:ILE:CA	2.78	0.64
1:F:165:GLU:OE1	1:N:325:LEU:HD23	1.95	0.64
1:F:435:TYR:CD1	1:F:435:TYR:O	2.51	0.64
1:G:661:ILE:HG13	1:G:662:ARG:N	2.12	0.64
1:J:222:SER:OG	1:P:229:GLY:O	2.16	0.64
1:J:261:VAL:HG11	1:P:260:GLN:HG3	1.80	0.64
1:J:405:ILE:HG12	1:J:492:VAL:HG21	1.80	0.64
1:K:287:LEU:CD1	1:K:288:VAL:N	2.56	0.64
1:L:209:VAL:HG23	1:L:324:LEU:CB	2.28	0.64
1:L:575:TYR:CA	1:S:480:LYS:NZ	2.52	0.64
1:M:387:ARG:HH21	1:M:592:ARG:HD3	1.62	0.64
1:M:661:ILE:HG13	1:M:662:ARG:N	2.12	0.64
1:O:661:ILE:HG13	1:O:662:ARG:N	2.12	0.64
1:Q:190:LYS:HB2	1:Q:652:LEU:CD1	2.24	0.64
1:Q:209:VAL:HG23	1:Q:324:LEU:CB	2.28	0.64
1:S:451:TYR:CD1	1:S:457:ILE:CA	2.78	0.64
1:S:540:ILE:HB	1:S:582:VAL:HG13	1.78	0.64
1:A:229:GLY:O	1:B:222:SER:OG	2.15	0.64
1:C:353:ARG:H	1:C:584:ASN:HD21	1.42	0.64
1:C:437:VAL:O	1:C:461:THR:HB	1.98	0.64
1:D:313:GLU:OE1	1:F:255:LEU:HD11	1.95	0.64
1:G:437:VAL:O	1:G:461:THR:HB	1.98	0.64
1:G:507:LYS:H	1:G:508:ILE:HD13	1.62	0.64
1:H:299:TYR:HE2	1:T:299:TYR:HE2	1.42	0.64
1:J:332:LEU:HD23	1:J:334:HIS:H	1.61	0.64
1:K:540:ILE:HD12	1:K:582:VAL:HG21	1.79	0.64
1:M:435:TYR:CD1	1:M:435:TYR:O	2.51	0.64
1:N:435:TYR:CD1	1:N:435:TYR:O	2.51	0.64
1:O:435:TYR:CD1	1:O:435:TYR:O	2.51	0.64
1:P:435:TYR:O	1:P:435:TYR:CD1	2.51	0.64
1:Q:387:ARG:HH12	1:R:348:LEU:CD2	2.11	0.64
1:R:353:ARG:H	1:R:584:ASN:HD21	1.42	0.64
1:S:405:ILE:HG12	1:S:492:VAL:HG21	1.80	0.64
1:T:332:LEU:HD23	1:T:334:HIS:H	1.61	0.64
1:A:437:VAL:O	1:A:461:THR:HB	1.98	0.64
1:B:435:TYR:CD1	1:B:435:TYR:O	2.51	0.64
1:D:229:GLY:O	1:S:222:SER:OG	2.16	0.64
1:D:402:LYS:HD3	1:D:511:PHE:CG	2.32	0.64
1:D:508:ILE:HD13	1:D:508:ILE:N	2.12	0.64

Continued on next page...

Continued from previous page...

Atom-1	Atom-2	Interatomic distance (Å)	Clash overlap (Å)
1:E:437:VAL:O	1:E:461:THR:HB	1.98	0.64
1:F:209:VAL:HG23	1:F:324:LEU:CB	2.28	0.64
1:H:405:ILE:HG12	1:H:492:VAL:HG21	1.80	0.64
1:I:229:GLY:O	1:M:222:SER:OG	2.16	0.64
1:I:435:TYR:CD1	1:I:435:TYR:O	2.51	0.64
1:M:271:LEU:CB	1:Q:324:LEU:HD22	2.26	0.64
1:M:297:ASN:HD22	1:M:298:PRO:HD2	1.62	0.64
1:M:507:LYS:H	1:M:508:ILE:HD13	1.62	0.64
1:N:209:VAL:HG23	1:N:324:LEU:CB	2.28	0.64
1:O:287:LEU:CD1	1:O:288:VAL:N	2.56	0.64
1:Q:405:ILE:HG12	1:Q:492:VAL:HG21	1.80	0.64
1:R:437:VAL:O	1:R:461:THR:HB	1.98	0.64
1:R:540:ILE:HD12	1:R:582:VAL:HG21	1.79	0.64
1:S:387:ARG:HH21	1:S:592:ARG:HD3	1.62	0.64
1:S:613:ASP:HA	1:S:643:LEU:HD23	1.80	0.64
1:T:209:VAL:HG23	1:T:324:LEU:CB	2.28	0.64
1:T:611:ILE:HD12	1:T:619:PHE:CE1	2.32	0.64
1:A:260:GLN:HG3	1:B:261:VAL:HG11	1.80	0.64
1:A:297:ASN:HD22	1:A:298:PRO:HD2	1.62	0.64
1:A:661:ILE:HG13	1:A:662:ARG:N	2.12	0.64
1:D:237:PRO:CG	1:L:327:PRO:CD	2.54	0.64
1:D:260:GLN:HG3	1:S:261:VAL:HG11	1.80	0.64
1:D:437:VAL:O	1:D:461:THR:HB	1.98	0.64
1:E:507:LYS:H	1:E:508:ILE:HD13	1.62	0.64
1:E:611:ILE:HD12	1:E:619:PHE:CE1	2.32	0.64
1:F:348:LEU:CD2	1:N:387:ARG:HH12	2.10	0.64
1:F:402:LYS:HD3	1:F:511:PHE:CG	2.32	0.64
1:G:209:VAL:HG23	1:G:324:LEU:CB	2.28	0.64
1:H:260:GLN:HG3	1:T:261:VAL:HG11	1.80	0.64
1:H:424:THR:HG23	1:H:425:ILE:HD13	1.78	0.64
1:J:446:THR:O	1:J:452:ASP:OD2	2.14	0.64
1:K:209:VAL:HG23	1:K:324:LEU:CB	2.28	0.64
1:K:280:SER:HG	1:K:334:HIS:CE1	1.99	0.64
1:K:446:THR:O	1:K:452:ASP:OD2	2.14	0.64
1:L:222:SER:OG	1:T:229:GLY:O	2.16	0.64
1:L:342:ILE:CD1	1:L:342:ILE:N	2.58	0.64
1:L:348:LEU:CD2	1:S:387:ARG:HH12	2.10	0.64
1:L:508:ILE:HD13	1:L:508:ILE:N	2.12	0.64
1:N:190:LYS:HB2	1:N:652:LEU:CD1	2.24	0.64
1:O:611:ILE:HD12	1:O:619:PHE:CE1	2.32	0.64
1:Q:437:VAL:O	1:Q:461:THR:HB	1.98	0.64

Continued on next page...

Continued from previous page...

Atom-1	Atom-2	Interatomic distance (Å)	Clash overlap (Å)
1:R:435:TYR:CD1	1:R:435:TYR:O	2.51	0.64
1:A:348:LEU:CD2	1:E:387:ARG:HH12	2.11	0.64
1:A:405:ILE:HG12	1:A:492:VAL:HG21	1.80	0.64
1:B:437:VAL:O	1:B:461:THR:HB	1.98	0.64
1:E:209:VAL:HG23	1:E:324:LEU:CB	2.28	0.64
1:E:387:ARG:HH21	1:E:592:ARG:HD3	1.62	0.64
1:F:507:LYS:H	1:F:508:ILE:HD13	1.62	0.64
1:G:313:GLU:OE1	1:N:255:LEU:HD11	1.95	0.64
1:G:451:TYR:CD1	1:G:457:ILE:CA	2.78	0.64
1:H:435:TYR:O	1:H:435:TYR:CD1	2.51	0.64
1:H:613:ASP:HA	1:H:643:LEU:HD23	1.80	0.64
1:I:451:TYR:CD1	1:I:457:ILE:CB	2.77	0.64
1:J:398:LYS:H	1:J:403:LEU:HD23	1.60	0.64
1:J:507:LYS:H	1:J:508:ILE:HD13	1.62	0.64
1:L:437:VAL:CG1	1:L:438:THR:N	2.34	0.64
1:N:508:ILE:HD13	1:N:508:ILE:N	2.12	0.64
1:O:209:VAL:HG23	1:O:324:LEU:CB	2.28	0.64
1:O:613:ASP:HA	1:O:643:LEU:HD23	1.80	0.64
1:P:540:ILE:HD12	1:P:582:VAL:HG21	1.79	0.64
1:Q:540:ILE:HB	1:Q:582:VAL:HG13	1.78	0.64
1:Q:540:ILE:HD12	1:Q:582:VAL:HG21	1.79	0.64
1:T:435:TYR:O	1:T:435:TYR:CD1	2.50	0.64
1:A:435:TYR:CD1	1:A:435:TYR:O	2.51	0.64
1:C:435:TYR:CD1	1:C:435:TYR:O	2.51	0.64
1:D:387:ARG:HH21	1:D:592:ARG:HD3	1.62	0.64
1:F:261:VAL:HG11	1:K:260:GLN:HG3	1.80	0.64
1:H:229:GLY:O	1:T:222:SER:OG	2.16	0.64
1:I:437:VAL:O	1:I:461:THR:HB	1.98	0.64
1:J:387:ARG:HH21	1:J:592:ARG:HD3	1.62	0.64
1:J:437:VAL:O	1:J:461:THR:HB	1.98	0.64
1:K:387:ARG:HH21	1:K:592:ARG:HD3	1.62	0.64
1:K:437:VAL:HG11	1:K:439:THR:CG2	2.28	0.64
1:K:507:LYS:H	1:K:508:ILE:HD13	1.62	0.64
1:L:165:GLU:OE1	1:S:325:LEU:HD23	1.94	0.64
1:L:387:ARG:HH12	1:S:348:LEU:CD2	2.10	0.64
1:M:613:ASP:HA	1:M:643:LEU:HD23	1.80	0.64
1:N:661:ILE:HG13	1:N:662:ARG:N	2.12	0.64
1:P:209:VAL:HG23	1:P:324:LEU:CB	2.28	0.64
1:T:405:ILE:HG12	1:T:492:VAL:HG21	1.80	0.64
1:T:451:TYR:CD1	1:T:457:ILE:CA	2.78	0.64
1:A:165:GLU:OE1	1:E:325:LEU:HD23	1.94	0.64

Continued on next page...

Continued from previous page...

Atom-1	Atom-2	Interatomic distance (Å)	Clash overlap (Å)
1:A:325:LEU:HB3	1:E:165:GLU:OE1	1.92	0.64
1:B:209:VAL:HG23	1:B:324:LEU:CB	2.28	0.64
1:B:661:ILE:HG13	1:B:662:ARG:N	2.12	0.64
1:C:209:VAL:HG23	1:C:324:LEU:CB	2.28	0.64
1:C:540:ILE:HB	1:C:582:VAL:HG13	1.78	0.64
1:E:435:TYR:CD1	1:E:435:TYR:O	2.50	0.64
1:F:405:ILE:HG12	1:F:492:VAL:HG21	1.80	0.64
1:H:261:VAL:HG11	1:O:260:GLN:HG3	1.80	0.64
1:J:209:VAL:HG23	1:J:324:LEU:CB	2.28	0.64
1:K:435:TYR:CD1	1:K:435:TYR:O	2.51	0.64
1:K:451:TYR:CD1	1:K:457:ILE:CA	2.78	0.64
1:K:611:ILE:HD12	1:K:619:PHE:CE1	2.32	0.64
1:L:405:ILE:HG12	1:L:492:VAL:HG21	1.80	0.64
1:L:437:VAL:O	1:L:461:THR:HB	1.98	0.64
1:P:297:ASN:HD22	1:P:298:PRO:HD2	1.62	0.64
1:P:437:VAL:HG11	1:P:439:THR:CG2	2.28	0.64
1:S:437:VAL:O	1:S:461:THR:HB	1.98	0.64
1:S:504:ASN:CB	1:S:505:PRO:HD2	2.19	0.64
1:S:508:ILE:HD13	1:S:508:ILE:N	2.12	0.64
1:T:507:LYS:H	1:T:508:ILE:HD13	1.62	0.64
1:A:446:THR:O	1:A:452:ASP:OD2	2.14	0.63
1:B:326:LYS:CG	1:F:237:PRO:HG3	2.28	0.63
1:B:507:LYS:H	1:B:508:ILE:HD13	1.62	0.63
1:D:271:LEU:CB	1:L:324:LEU:HD22	2.26	0.63
1:D:424:THR:HG23	1:D:425:ILE:HD13	1.79	0.63
1:F:437:VAL:O	1:F:461:THR:HB	1.98	0.63
1:F:451:TYR:CD1	1:F:457:ILE:CA	2.78	0.63
1:F:474:ARG:HB2	1:F:524:ASP:C	2.19	0.63
1:G:261:VAL:HG11	1:N:260:GLN:HG3	1.80	0.63
1:G:437:VAL:CG1	1:G:438:THR:N	2.34	0.63
1:I:508:ILE:HD13	1:I:508:ILE:N	2.12	0.63
1:J:221:ILE:HD11	1:J:258:ALA:O	1.99	0.63
1:J:540:ILE:HB	1:J:582:VAL:HG13	1.78	0.63
1:N:261:VAL:HG11	1:R:260:GLN:HG3	1.79	0.63
1:O:236:VAL:CG2	1:O:286:SER:HB2	2.28	0.63
1:O:437:VAL:HG11	1:O:439:THR:CG2	2.28	0.63
1:O:507:LYS:H	1:O:508:ILE:HD13	1.62	0.63
1:R:236:VAL:HG11	1:R:242:PRO:HG3	1.80	0.63
1:S:209:VAL:HG23	1:S:324:LEU:CB	2.28	0.63
1:S:540:ILE:HD12	1:S:582:VAL:HG21	1.79	0.63
1:A:222:SER:OG	1:J:229:GLY:O	2.16	0.63

Continued on next page...

Continued from previous page...

Atom-1	Atom-2	Interatomic distance (Å)	Clash overlap (Å)
1:A:251:TYR:HD1	1:D:328:PRO:CB	1.75	0.63
1:A:271:LEU:HB3	1:D:324:LEU:HD11	1.79	0.63
1:A:387:ARG:HH21	1:A:592:ARG:HD3	1.62	0.63
1:A:424:THR:HG23	1:A:425:ILE:HD13	1.79	0.63
1:A:474:ARG:HB2	1:A:524:ASP:C	2.19	0.63
1:B:297:ASN:HD22	1:B:298:PRO:HD2	1.62	0.63
1:C:221:ILE:HD11	1:C:258:ALA:O	1.99	0.63
1:C:474:ARG:HB2	1:C:524:ASP:C	2.19	0.63
1:D:221:ILE:HD11	1:D:258:ALA:O	1.99	0.63
1:D:540:ILE:HD12	1:D:582:VAL:HG21	1.79	0.63
1:E:540:ILE:HB	1:E:582:VAL:HG13	1.78	0.63
1:F:280:SER:OG	1:F:334:HIS:CE1	2.50	0.63
1:F:387:ARG:HH21	1:F:592:ARG:HD3	1.62	0.63
1:I:482:SER:O	1:I:483:ASN:HB3	1.99	0.63
1:K:473:GLN:HB3	1:K:482:SER:HA	1.81	0.63
1:K:661:ILE:HG13	1:K:662:ARG:N	2.12	0.63
1:N:405:ILE:HG12	1:N:492:VAL:HG21	1.80	0.63
1:O:424:THR:HG23	1:O:425:ILE:HD13	1.78	0.63
1:P:474:ARG:HB2	1:P:524:ASP:C	2.19	0.63
1:P:613:ASP:HA	1:P:643:LEU:HD23	1.80	0.63
1:R:471:ALA:O	1:R:482:SER:HB2	1.99	0.63
1:S:324:LEU:HD11	1:T:271:LEU:HB3	1.79	0.63
1:S:328:PRO:CD	1:T:252:PRO:HD2	2.06	0.63
1:T:473:GLN:HB3	1:T:482:SER:HA	1.81	0.63
1:A:540:ILE:HD12	1:A:582:VAL:HG21	1.79	0.63
1:B:474:ARG:HB2	1:B:524:ASP:C	2.19	0.63
1:C:236:VAL:HG11	1:C:242:PRO:HG3	1.80	0.63
1:C:236:VAL:CG2	1:C:286:SER:HB2	2.29	0.63
1:C:260:GLN:HG3	1:K:261:VAL:HG11	1.79	0.63
1:C:437:VAL:HG11	1:C:439:THR:CG2	2.28	0.63
1:D:405:ILE:HG12	1:D:492:VAL:HG21	1.80	0.63
1:E:437:VAL:HG11	1:E:439:THR:CG2	2.28	0.63
1:F:300:ALA:O	1:F:301:ASN:HB2	1.99	0.63
1:F:424:THR:HG23	1:F:425:ILE:HD13	1.79	0.63
1:H:437:VAL:O	1:H:461:THR:HB	1.98	0.63
1:I:601:LEU:CD1	1:I:650:ILE:CG1	2.62	0.63
1:L:471:ALA:O	1:L:482:SER:HB2	1.99	0.63
1:M:437:VAL:O	1:M:461:THR:HB	1.98	0.63
1:M:540:ILE:HD12	1:M:582:VAL:HG21	1.79	0.63
1:M:601:LEU:HD12	1:M:602:PRO:HD2	1.81	0.63
1:N:327:PRO:HG2	1:N:330:SER:HB2	1.81	0.63

Continued on next page...

Continued from previous page...

Atom-1	Atom-2	Interatomic distance (Å)	Clash overlap (Å)
1:P:405:ILE:HG12	1:P:492:VAL:HG21	1.80	0.63
1:Q:439:THR:HG1	1:Q:457:ILE:CG1	1.98	0.63
1:T:437:VAL:O	1:T:461:THR:HB	1.98	0.63
1:B:165:GLU:OE1	1:D:325:LEU:HB3	1.91	0.63
1:B:187:ILE:O	1:B:188:LEU:HD23	1.99	0.63
1:B:237:PRO:HG3	1:R:326:LYS:CG	2.28	0.63
1:B:325:LEU:HD23	1:D:165:GLU:CG	2.20	0.63
1:B:473:GLN:HB3	1:B:482:SER:HA	1.81	0.63
1:C:229:GLY:O	1:K:222:SER:OG	2.15	0.63
1:C:255:LEU:HD11	1:K:313:GLU:OE1	1.95	0.63
1:C:300:ALA:O	1:C:301:ASN:HB2	1.99	0.63
1:C:482:SER:O	1:C:483:ASN:HB3	1.99	0.63
1:D:209:VAL:HG23	1:D:324:LEU:CB	2.28	0.63
1:D:661:ILE:HG13	1:D:662:ARG:N	2.12	0.63
1:G:299:TYR:HE2	1:I:299:TYR:HE2	1.42	0.63
1:H:387:ARG:HH21	1:H:592:ARG:HD3	1.62	0.63
1:H:482:SER:O	1:H:483:ASN:HB3	1.99	0.63
1:I:209:VAL:HG23	1:I:324:LEU:CB	2.28	0.63
1:I:393:VAL:HG22	1:I:408:ALA:HA	1.81	0.63
1:K:236:VAL:CG2	1:K:286:SER:HB2	2.29	0.63
1:K:297:ASN:HD22	1:K:298:PRO:HD2	1.62	0.63
1:L:297:ASN:HD22	1:L:298:PRO:HD2	1.62	0.63
1:L:540:ILE:HB	1:L:582:VAL:HG13	1.78	0.63
1:N:424:THR:HG23	1:N:425:ILE:HD13	1.79	0.63
1:O:482:SER:O	1:O:483:ASN:HB3	1.99	0.63
1:P:236:VAL:CG2	1:P:286:SER:HB2	2.28	0.63
1:Q:613:ASP:HA	1:Q:643:LEU:HD23	1.80	0.63
1:R:482:SER:O	1:R:483:ASN:HB3	1.99	0.63
1:T:236:VAL:HG11	1:T:242:PRO:HG3	1.80	0.63
1:T:300:ALA:O	1:T:301:ASN:HB2	1.99	0.63
1:A:236:VAL:HG11	1:A:242:PRO:HG3	1.81	0.63
1:B:482:SER:O	1:B:483:ASN:HB3	1.99	0.63
1:C:187:ILE:O	1:C:188:LEU:HD23	1.99	0.63
1:C:405:ILE:HG12	1:C:492:VAL:HG21	1.80	0.63
1:C:540:ILE:HD12	1:C:582:VAL:HG21	1.79	0.63
1:C:601:LEU:HD12	1:C:602:PRO:HD2	1.81	0.63
1:E:222:SER:OG	1:L:229:GLY:O	2.16	0.63
1:E:300:ALA:O	1:E:301:ASN:HB2	1.99	0.63
1:F:611:ILE:HD12	1:F:619:PHE:CE1	2.32	0.63
1:G:187:ILE:N	1:G:244:GLN:HE21	1.97	0.63
1:G:297:ASN:HD22	1:G:298:PRO:HD2	1.62	0.63

Continued on next page...

Continued from previous page...

Atom-1	Atom-2	Interatomic distance (Å)	Clash overlap (Å)
1:G:565:ILE:HD11	1:G:629:SER:HB3	1.81	0.63
1:I:473:GLN:HB3	1:I:482:SER:HA	1.81	0.63
1:J:236:VAL:HG11	1:J:242:PRO:HG3	1.80	0.63
1:L:356:THR:OG1	1:L:569:ASN:CG	2.37	0.63
1:L:601:LEU:HD12	1:L:602:PRO:HD2	1.81	0.63
1:M:229:GLY:O	1:R:222:SER:OG	2.16	0.63
1:M:260:GLN:HG3	1:R:261:VAL:HG11	1.80	0.63
1:M:327:PRO:HG2	1:M:330:SER:HB2	1.81	0.63
1:N:437:VAL:O	1:N:461:THR:HB	1.98	0.63
1:N:471:ALA:O	1:N:482:SER:HB2	1.99	0.63
1:N:474:ARG:HB2	1:N:524:ASP:C	2.19	0.63
1:O:187:ILE:O	1:O:188:LEU:HD23	1.99	0.63
1:O:327:PRO:HG2	1:O:330:SER:HB2	1.81	0.63
1:O:437:VAL:O	1:O:461:THR:HB	1.98	0.63
1:O:474:ARG:HB2	1:O:524:ASP:C	2.19	0.63
1:P:261:VAL:HG11	1:Q:260:GLN:HG3	1.79	0.63
1:Q:471:ALA:O	1:Q:482:SER:HB2	1.99	0.63
1:Q:474:ARG:HB2	1:Q:524:ASP:C	2.19	0.63
1:R:601:LEU:HD12	1:R:602:PRO:HD2	1.81	0.63
1:S:393:VAL:HG22	1:S:408:ALA:HA	1.81	0.63
1:S:471:ALA:O	1:S:482:SER:HB2	1.99	0.63
1:S:474:ARG:HB2	1:S:524:ASP:C	2.19	0.63
1:T:221:ILE:HD11	1:T:258:ALA:O	1.99	0.63
1:T:356:THR:OG1	1:T:569:ASN:CG	2.37	0.63
1:A:237:PRO:HD3	1:D:327:PRO:HD3	1.68	0.63
1:A:387:ARG:HH12	1:E:348:LEU:CD2	2.11	0.63
1:A:613:ASP:HA	1:A:643:LEU:HD23	1.80	0.63
1:B:471:ALA:O	1:B:482:SER:HB2	1.99	0.63
1:C:187:ILE:N	1:C:244:GLN:HE21	1.97	0.63
1:C:222:SER:OG	1:S:229:GLY:O	2.16	0.63
1:C:297:ASN:HD22	1:C:298:PRO:HD2	1.62	0.63
1:D:327:PRO:HG2	1:D:330:SER:HB2	1.81	0.63
1:D:393:VAL:HG22	1:D:408:ALA:HA	1.81	0.63
1:E:356:THR:OG1	1:E:569:ASN:CG	2.37	0.63
1:F:473:GLN:HB3	1:F:482:SER:HA	1.81	0.63
1:G:299:TYR:HE2	1:N:299:TYR:HE2	1.42	0.63
1:G:473:GLN:HB3	1:G:482:SER:HA	1.81	0.63
1:H:402:LYS:HD3	1:H:511:PHE:CG	2.32	0.63
1:H:471:ALA:O	1:H:482:SER:HB2	1.99	0.63
1:I:236:VAL:CG2	1:I:286:SER:HB2	2.28	0.63
1:I:260:GLN:HG3	1:M:261:VAL:HG11	1.80	0.63

Continued on next page...

Continued from previous page...

Atom-1	Atom-2	Interatomic distance (Å)	Clash overlap (Å)
1:I:356:THR:OG1	1:I:569:ASN:CG	2.37	0.63
1:I:437:VAL:HG11	1:I:439:THR:CG2	2.28	0.63
1:J:473:GLN:HB3	1:J:482:SER:HA	1.81	0.63
1:J:474:ARG:HB2	1:J:524:ASP:C	2.19	0.63
1:K:187:ILE:N	1:K:244:GLN:HE21	1.97	0.63
1:K:482:SER:O	1:K:483:ASN:HB3	1.99	0.63
1:K:601:LEU:HD12	1:K:602:PRO:HD2	1.81	0.63
1:L:661:ILE:HG13	1:L:662:ARG:N	2.12	0.63
1:N:393:VAL:HG22	1:N:408:ALA:HA	1.81	0.63
1:N:482:SER:O	1:N:483:ASN:HB3	1.99	0.63
1:N:565:ILE:HD11	1:N:629:SER:HB3	1.81	0.63
1:N:601:LEU:HD12	1:N:602:PRO:HD2	1.81	0.63
1:O:280:SER:OG	1:O:334:HIS:CE1	2.50	0.63
1:P:187:ILE:N	1:P:244:GLN:HE21	1.97	0.63
1:P:236:VAL:HG11	1:P:242:PRO:HG3	1.80	0.63
1:Q:221:ILE:HD11	1:Q:258:ALA:O	1.99	0.63
1:Q:297:ASN:HD22	1:Q:298:PRO:HD2	1.62	0.63
1:S:297:ASN:HD22	1:S:298:PRO:HD2	1.62	0.63
1:S:482:SER:O	1:S:483:ASN:HB3	1.99	0.63
1:T:187:ILE:N	1:T:244:GLN:HE21	1.97	0.63
1:A:402:LYS:HD3	1:A:511:PHE:CG	2.32	0.63
1:A:601:LEU:HD12	1:A:602:PRO:HD2	1.81	0.63
1:D:356:THR:OG1	1:D:569:ASN:CG	2.37	0.63
1:D:601:LEU:HD12	1:D:602:PRO:HD2	1.81	0.63
1:D:613:ASP:HA	1:D:643:LEU:HD23	1.80	0.63
1:E:221:ILE:HD11	1:E:258:ALA:O	1.99	0.63
1:E:324:LEU:HD11	1:J:271:LEU:HB3	1.79	0.63
1:F:661:ILE:HG13	1:F:662:ARG:N	2.12	0.63
1:G:393:VAL:HG22	1:G:408:ALA:HA	1.81	0.63
1:H:300:ALA:O	1:H:301:ASN:HB2	1.99	0.63
1:I:405:ILE:HG12	1:I:492:VAL:HG21	1.80	0.63
1:I:471:ALA:O	1:I:482:SER:HB2	1.99	0.63
1:I:474:ARG:HB2	1:I:524:ASP:C	2.19	0.63
1:I:565:ILE:HD11	1:I:629:SER:HB3	1.81	0.63
1:K:471:ALA:O	1:K:482:SER:HB2	1.98	0.63
1:L:261:VAL:HG11	1:T:260:GLN:HG3	1.79	0.63
1:L:474:ARG:HB2	1:L:524:ASP:C	2.19	0.63
1:M:187:ILE:O	1:M:188:LEU:HD23	1.99	0.63
1:P:393:VAL:HG22	1:P:408:ALA:HA	1.81	0.63
1:P:437:VAL:O	1:P:461:THR:HB	1.98	0.63
1:P:661:ILE:HG13	1:P:662:ARG:N	2.12	0.63

Continued on next page...

Continued from previous page...

Atom-1	Atom-2	Interatomic distance (Å)	Clash overlap (Å)
1:Q:661:ILE:HG13	1:Q:662:ARG:N	2.12	0.63
1:R:187:ILE:N	1:R:244:GLN:HE21	1.97	0.63
1:R:300:ALA:O	1:R:301:ASN:HB2	1.99	0.63
1:R:327:PRO:HG2	1:R:330:SER:HB2	1.81	0.63
1:R:393:VAL:HG22	1:R:408:ALA:HA	1.81	0.63
1:S:190:LYS:HB2	1:S:652:LEU:CD1	2.24	0.63
1:S:221:ILE:HD11	1:S:258:ALA:O	1.99	0.63
1:S:236:VAL:HG11	1:S:242:PRO:HG3	1.81	0.63
1:T:187:ILE:O	1:T:188:LEU:HD23	1.99	0.63
1:T:393:VAL:HG22	1:T:408:ALA:HA	1.81	0.63
1:T:565:ILE:HD11	1:T:629:SER:HB3	1.81	0.63
1:A:187:ILE:O	1:A:188:LEU:HD23	1.99	0.63
1:A:275:LEU:CD1	1:L:275:LEU:HG	2.26	0.63
1:B:165:GLU:CG	1:D:325:LEU:HD23	2.20	0.63
1:B:601:LEU:HD12	1:B:602:PRO:HD2	1.81	0.63
1:C:393:VAL:HG22	1:C:408:ALA:HA	1.81	0.63
1:D:300:ALA:O	1:D:301:ASN:HB2	1.99	0.63
1:D:471:ALA:O	1:D:482:SER:HB2	1.99	0.63
1:E:661:ILE:HG13	1:E:662:ARG:N	2.12	0.63
1:F:187:ILE:O	1:F:188:LEU:HD23	1.99	0.63
1:G:437:VAL:HG11	1:G:439:THR:CG2	2.29	0.63
1:G:540:ILE:HD12	1:G:582:VAL:HG21	1.79	0.63
1:H:313:GLU:OE1	1:O:255:LEU:HD11	1.95	0.63
1:I:613:ASP:HA	1:I:643:LEU:HD23	1.80	0.63
1:J:187:ILE:O	1:J:188:LEU:HD23	1.99	0.63
1:L:327:PRO:HG2	1:L:330:SER:HB2	1.81	0.63
1:M:187:ILE:N	1:M:244:GLN:HE21	1.97	0.63
1:M:393:VAL:HG22	1:M:408:ALA:HA	1.81	0.63
1:M:471:ALA:O	1:M:482:SER:HB2	1.99	0.63
1:O:451:TYR:CD1	1:O:457:ILE:CB	2.77	0.63
1:O:565:ILE:HD11	1:O:629:SER:HB3	1.81	0.63
1:P:473:GLN:HB3	1:P:482:SER:HA	1.81	0.63
1:S:187:ILE:N	1:S:244:GLN:HE21	1.97	0.63
1:S:356:THR:OG1	1:S:569:ASN:CG	2.37	0.63
1:S:402:LYS:HD3	1:S:511:PHE:CG	2.32	0.63
1:S:565:ILE:HD11	1:S:629:SER:HB3	1.81	0.63
1:T:327:PRO:HG2	1:T:330:SER:HB2	1.81	0.63
1:A:326:LYS:CG	1:L:237:PRO:HG3	2.28	0.63
1:B:221:ILE:HD11	1:B:258:ALA:O	1.99	0.63
1:B:229:GLY:O	1:Q:222:SER:OG	2.16	0.63
1:B:327:PRO:HG2	1:B:330:SER:HB2	1.81	0.63

Continued on next page...

Continued from previous page...

Atom-1	Atom-2	Interatomic distance (Å)	Clash overlap (Å)
1:C:661:ILE:HG13	1:C:662:ARG:N	2.12	0.63
1:D:237:PRO:HG3	1:L:326:LYS:CG	2.28	0.63
1:D:261:VAL:HG11	1:F:260:GLN:HG3	1.80	0.63
1:E:236:VAL:HG11	1:E:242:PRO:HG3	1.81	0.63
1:E:471:ALA:O	1:E:482:SER:HB2	1.99	0.63
1:H:187:ILE:O	1:H:188:LEU:HD23	1.99	0.63
1:I:187:ILE:N	1:I:244:GLN:HE21	1.97	0.63
1:I:221:ILE:HD11	1:I:258:ALA:O	1.99	0.63
1:J:613:ASP:HA	1:J:643:LEU:HD23	1.80	0.63
1:L:507:LYS:H	1:L:508:ILE:HD13	1.62	0.63
1:L:613:ASP:HA	1:L:643:LEU:HD23	1.80	0.63
1:M:451:TYR:CD1	1:M:457:ILE:CA	2.78	0.63
1:O:601:LEU:HD12	1:O:602:PRO:HD2	1.80	0.63
1:P:222:SER:OG	1:Q:229:GLY:O	2.16	0.63
1:T:297:ASN:HD22	1:T:298:PRO:HD2	1.62	0.63
1:T:601:LEU:HD12	1:T:602:PRO:HD2	1.81	0.63
1:B:190:LYS:HB2	1:B:652:LEU:CD1	2.24	0.62
1:B:236:VAL:HG11	1:B:242:PRO:HG3	1.80	0.62
1:B:260:GLN:HG3	1:Q:261:VAL:HG11	1.80	0.62
1:D:187:ILE:O	1:D:188:LEU:HD23	1.99	0.62
1:D:187:ILE:N	1:D:244:GLN:HE21	1.97	0.62
1:D:236:VAL:HG11	1:D:242:PRO:HG3	1.81	0.62
1:E:222:SER:OG	1:L:229:GLY:N	2.30	0.62
1:E:605:SER:CB	1:E:650:ILE:HG21	2.29	0.62
1:F:275:LEU:CD1	1:R:275:LEU:HG	2.26	0.62
1:G:605:SER:CB	1:G:650:ILE:HG21	2.29	0.62
1:I:297:ASN:HD22	1:I:298:PRO:HD2	1.62	0.62
1:I:601:LEU:HD12	1:I:602:PRO:HD2	1.81	0.62
1:I:661:ILE:HG13	1:I:662:ARG:N	2.12	0.62
1:K:356:THR:OG1	1:K:569:ASN:CG	2.37	0.62
1:L:437:VAL:HG11	1:L:439:THR:CG2	2.28	0.62
1:O:221:ILE:HD11	1:O:258:ALA:O	1.99	0.62
1:P:482:SER:O	1:P:483:ASN:HB3	1.99	0.62
1:Q:300:ALA:O	1:Q:301:ASN:HB2	1.99	0.62
1:R:209:VAL:HG23	1:R:324:LEU:CB	2.28	0.62
1:R:236:VAL:CG2	1:R:286:SER:HB2	2.28	0.62
1:R:280:SER:OG	1:R:334:HIS:CE1	2.50	0.62
1:R:356:THR:OG1	1:R:569:ASN:CG	2.37	0.62
1:S:437:VAL:HG11	1:S:439:THR:CG2	2.28	0.62
1:A:221:ILE:HD11	1:A:258:ALA:O	1.99	0.62
1:A:356:THR:OG1	1:A:569:ASN:CG	2.37	0.62

Continued on next page...

Continued from previous page...

Atom-1	Atom-2	Interatomic distance (Å)	Clash overlap (Å)
1:B:187:ILE:N	1:B:244:GLN:HE21	1.97	0.62
1:B:271:LEU:CB	1:R:324:LEU:HD22	2.26	0.62
1:B:273:SER:O	1:R:276:TYR:CD1	2.53	0.62
1:B:324:LEU:HD22	1:F:271:LEU:CB	2.27	0.62
1:B:356:THR:OG1	1:B:569:ASN:CG	2.37	0.62
1:B:569:ASN:C	1:B:570:THR:HG23	2.20	0.62
1:D:474:ARG:HB2	1:D:524:ASP:C	2.19	0.62
1:D:507:LYS:H	1:D:508:ILE:HD13	1.62	0.62
1:E:261:VAL:HG11	1:L:260:GLN:HG3	1.80	0.62
1:E:401:GLU:CD	1:E:402:LYS:H	2.03	0.62
1:E:482:SER:O	1:E:483:ASN:HB3	1.99	0.62
1:E:565:ILE:HD11	1:E:629:SER:HB3	1.81	0.62
1:F:437:VAL:HG11	1:F:439:THR:CG2	2.28	0.62
1:F:605:SER:CB	1:F:650:ILE:HG21	2.29	0.62
1:G:187:ILE:O	1:G:188:LEU:HD23	1.99	0.62
1:G:405:ILE:HG12	1:G:492:VAL:HG21	1.80	0.62
1:G:471:ALA:O	1:G:482:SER:HB2	1.99	0.62
1:I:187:ILE:O	1:I:188:LEU:HD23	1.99	0.62
1:I:398:LYS:H	1:I:403:LEU:HD23	1.59	0.62
1:I:424:THR:HG23	1:I:425:ILE:HD13	1.79	0.62
1:K:300:ALA:O	1:K:301:ASN:HB2	1.99	0.62
1:K:405:ILE:HG12	1:K:492:VAL:HG21	1.80	0.62
1:K:474:ARG:HB2	1:K:524:ASP:C	2.19	0.62
1:L:393:VAL:HG22	1:L:408:ALA:HA	1.81	0.62
1:L:482:SER:O	1:L:483:ASN:HB3	1.99	0.62
1:L:565:ILE:HD11	1:L:629:SER:HB3	1.81	0.62
1:M:482:SER:O	1:M:483:ASN:HB3	1.99	0.62
1:N:437:VAL:HG11	1:N:439:THR:CG2	2.28	0.62
1:N:613:ASP:HA	1:N:643:LEU:HD23	1.80	0.62
1:O:297:ASN:HD22	1:O:298:PRO:HD2	1.62	0.62
1:O:356:THR:OG1	1:O:569:ASN:CG	2.37	0.62
1:Q:187:ILE:N	1:Q:244:GLN:HE21	1.97	0.62
1:Q:356:THR:OG1	1:Q:569:ASN:CG	2.37	0.62
1:R:613:ASP:HA	1:R:643:LEU:HD23	1.80	0.62
1:A:300:ALA:O	1:A:301:ASN:HB2	1.99	0.62
1:C:261:VAL:HG11	1:S:260:GLN:HG3	1.80	0.62
1:E:187:ILE:O	1:E:188:LEU:HD23	1.99	0.62
1:E:297:ASN:HD22	1:E:298:PRO:HD2	1.63	0.62
1:F:236:VAL:CG2	1:F:286:SER:HB2	2.28	0.62
1:F:324:LEU:HD11	1:R:271:LEU:HB3	1.79	0.62
1:F:325:LEU:HB2	1:N:165:GLU:CD	2.11	0.62

Continued on next page...

Continued from previous page...

Atom-1	Atom-2	Interatomic distance (Å)	Clash overlap (Å)
1:F:471:ALA:O	1:F:482:SER:HB2	1.99	0.62
1:F:482:SER:O	1:F:483:ASN:HB3	1.99	0.62
1:F:613:ASP:HA	1:F:643:LEU:HD23	1.80	0.62
1:G:221:ILE:HD11	1:G:258:ALA:O	1.99	0.62
1:G:356:THR:OG1	1:G:569:ASN:CG	2.37	0.62
1:J:605:SER:CB	1:J:650:ILE:HG21	2.29	0.62
1:M:605:SER:CB	1:M:650:ILE:HG21	2.29	0.62
1:N:351:GLY:HA3	1:N:584:ASN:OD1	2.00	0.62
1:N:356:THR:OG1	1:N:569:ASN:CG	2.37	0.62
1:O:187:ILE:N	1:O:244:GLN:HE21	1.97	0.62
1:O:300:ALA:O	1:O:301:ASN:HB2	1.99	0.62
1:O:471:ALA:O	1:O:482:SER:HB2	1.99	0.62
1:O:473:GLN:HB3	1:O:482:SER:HA	1.81	0.62
1:Q:327:PRO:HG2	1:Q:330:SER:HB2	1.81	0.62
1:Q:482:SER:O	1:Q:483:ASN:HB3	1.99	0.62
1:R:187:ILE:O	1:R:188:LEU:HD23	1.99	0.62
1:R:405:ILE:HG12	1:R:492:VAL:HG21	1.80	0.62
1:R:474:ARG:HB2	1:R:524:ASP:C	2.19	0.62
1:T:351:GLY:HA3	1:T:584:ASN:OD1	2.00	0.62
1:T:613:ASP:HA	1:T:643:LEU:HD23	1.80	0.62
1:A:313:GLU:OE1	1:J:255:LEU:HD11	1.95	0.62
1:B:271:LEU:HB3	1:R:324:LEU:HD11	1.79	0.62
1:C:613:ASP:HA	1:C:643:LEU:HD23	1.80	0.62
1:D:473:GLN:HB3	1:D:482:SER:HA	1.81	0.62
1:E:275:LEU:HD12	1:J:275:LEU:HA	1.66	0.62
1:E:569:ASN:C	1:E:570:THR:HG23	2.20	0.62
1:F:276:TYR:CD1	1:R:273:SER:O	2.52	0.62
1:F:351:GLY:HA3	1:F:584:ASN:OD1	2.00	0.62
1:F:451:TYR:CD1	1:F:457:ILE:CB	2.77	0.62
1:F:601:LEU:HD12	1:F:602:PRO:HD2	1.81	0.62
1:G:300:ALA:O	1:G:301:ASN:HB2	1.99	0.62
1:I:236:VAL:HG11	1:I:242:PRO:HG3	1.80	0.62
1:I:437:VAL:CG1	1:I:438:THR:N	2.34	0.62
1:J:356:THR:OG1	1:J:569:ASN:CG	2.37	0.62
1:K:221:ILE:HD11	1:K:258:ALA:O	1.99	0.62
1:K:437:VAL:O	1:K:461:THR:HB	1.98	0.62
1:L:187:ILE:O	1:L:188:LEU:HD23	1.99	0.62
1:M:221:ILE:HD11	1:M:258:ALA:O	1.99	0.62
1:N:402:LYS:HD3	1:N:511:PHE:CG	2.32	0.62
1:O:190:LYS:HB2	1:O:652:LEU:CD1	2.24	0.62
1:P:300:ALA:O	1:P:301:ASN:HB2	1.99	0.62

Continued on next page...

Continued from previous page...

Atom-1	Atom-2	Interatomic distance (Å)	Clash overlap (Å)
1:Q:393:VAL:HG22	1:Q:408:ALA:HA	1.81	0.62
1:Q:437:VAL:HG11	1:Q:439:THR:CG2	2.28	0.62
1:R:473:GLN:HB3	1:R:482:SER:HA	1.81	0.62
1:S:351:GLY:HA3	1:S:584:ASN:OD1	2.00	0.62
1:S:473:GLN:HB3	1:S:482:SER:HA	1.81	0.62
1:A:271:LEU:CB	1:D:324:LEU:HD22	2.26	0.62
1:A:471:ALA:O	1:A:482:SER:HB2	1.99	0.62
1:B:387:ARG:HH12	1:D:348:LEU:CD2	2.11	0.62
1:B:405:ILE:HG12	1:B:492:VAL:HG21	1.80	0.62
1:C:605:SER:CB	1:C:650:ILE:HG21	2.29	0.62
1:D:190:LYS:HB3	1:D:652:LEU:CD1	2.30	0.62
1:E:187:ILE:N	1:E:244:GLN:HE21	1.97	0.62
1:E:229:GLY:O	1:O:222:SER:OG	2.16	0.62
1:E:405:ILE:HG12	1:E:492:VAL:HG21	1.80	0.62
1:F:221:ILE:HD11	1:F:258:ALA:O	1.99	0.62
1:F:324:LEU:HD22	1:R:271:LEU:CB	2.26	0.62
1:H:187:ILE:N	1:H:244:GLN:HE21	1.97	0.62
1:H:221:ILE:HD11	1:H:258:ALA:O	1.99	0.62
1:H:601:LEU:HD12	1:H:602:PRO:HD2	1.81	0.62
1:J:300:ALA:O	1:J:301:ASN:HB2	1.99	0.62
1:J:471:ALA:O	1:J:482:SER:HB2	1.99	0.62
1:K:237:PRO:HG3	1:N:326:LYS:CG	2.28	0.62
1:L:236:VAL:HG11	1:L:242:PRO:HG3	1.80	0.62
1:M:300:ALA:O	1:M:301:ASN:HB2	1.99	0.62
1:M:356:THR:OG1	1:M:569:ASN:CG	2.37	0.62
1:M:565:ILE:HD11	1:M:629:SER:HB3	1.81	0.62
1:N:451:TYR:CD1	1:N:457:ILE:CB	2.77	0.62
1:P:221:ILE:HD11	1:P:258:ALA:O	1.99	0.62
1:Q:351:GLY:HA3	1:Q:584:ASN:OD1	1.99	0.62
1:Q:569:ASN:C	1:Q:570:THR:HG23	2.20	0.62
1:R:297:ASN:HD22	1:R:298:PRO:HD2	1.62	0.62
1:S:300:ALA:O	1:S:301:ASN:HB2	1.99	0.62
1:S:601:LEU:HD12	1:S:602:PRO:HD2	1.81	0.62
1:T:471:ALA:O	1:T:482:SER:HB2	1.99	0.62
1:A:222:SER:OG	1:J:229:GLY:N	2.30	0.62
1:B:236:VAL:CG2	1:B:286:SER:HB2	2.28	0.62
1:B:613:ASP:HA	1:B:643:LEU:HD23	1.80	0.62
1:F:356:THR:OG1	1:F:569:ASN:CG	2.37	0.62
1:H:190:LYS:HB3	1:H:652:LEU:CD1	2.30	0.62
1:H:351:GLY:HA3	1:H:584:ASN:OD1	2.00	0.62
1:I:351:GLY:HA3	1:I:584:ASN:OD1	2.00	0.62

Continued on next page...

Continued from previous page...

Atom-1	Atom-2	Interatomic distance (Å)	Clash overlap (Å)
1:J:187:ILE:N	1:J:244:GLN:HE21	1.97	0.62
1:J:351:GLY:HA3	1:J:584:ASN:OD1	2.00	0.62
1:K:187:ILE:O	1:K:188:LEU:HD23	1.99	0.62
1:K:565:ILE:HD11	1:K:629:SER:HB3	1.81	0.62
1:K:569:ASN:C	1:K:570:THR:HG23	2.20	0.62
1:L:221:ILE:HD11	1:L:258:ALA:O	1.99	0.62
1:N:187:ILE:O	1:N:188:LEU:HD23	1.99	0.62
1:N:221:ILE:HD11	1:N:258:ALA:O	1.99	0.62
1:P:401:GLU:CD	1:P:402:LYS:H	2.03	0.62
1:Q:325:LEU:HB2	1:R:165:GLU:CD	2.11	0.62
1:Q:401:GLU:CD	1:Q:402:LYS:H	2.03	0.62
1:R:190:LYS:HB3	1:R:652:LEU:CD1	2.30	0.62
1:S:276:TYR:CD1	1:T:273:SER:O	2.53	0.62
1:S:327:PRO:HG2	1:S:330:SER:HB2	1.81	0.62
1:S:569:ASN:C	1:S:570:THR:HG23	2.20	0.62
1:T:474:ARG:HB2	1:T:524:ASP:C	2.19	0.62
1:A:225:GLY:O	1:B:225:GLY:CA	2.48	0.62
1:B:605:SER:CB	1:B:650:ILE:HG21	2.29	0.62
1:C:351:GLY:HA3	1:C:584:ASN:OD1	2.00	0.62
1:C:471:ALA:O	1:C:482:SER:HB2	1.99	0.62
1:D:273:SER:O	1:L:276:TYR:CD1	2.53	0.62
1:E:276:TYR:CD1	1:J:273:SER:O	2.53	0.62
1:F:569:ASN:C	1:F:570:THR:HG23	2.20	0.62
1:G:236:VAL:HG11	1:G:242:PRO:HG3	1.80	0.62
1:G:260:GLN:HG3	1:I:261:VAL:HG11	1.79	0.62
1:K:427:SER:HG	1:K:429:LEU:HD21	1.63	0.62
1:K:613:ASP:HA	1:K:643:LEU:HD23	1.80	0.62
1:M:236:VAL:HG11	1:M:242:PRO:HG3	1.81	0.62
1:M:402:LYS:HD3	1:M:511:PHE:CG	2.32	0.62
1:M:405:ILE:HG12	1:M:492:VAL:HG21	1.80	0.62
1:O:401:GLU:CD	1:O:402:LYS:H	2.03	0.62
1:O:405:ILE:HG12	1:O:492:VAL:HG21	1.80	0.62
1:P:351:GLY:HA3	1:P:584:ASN:OD1	2.00	0.62
1:P:569:ASN:C	1:P:570:THR:HG23	2.20	0.62
1:A:236:VAL:CG2	1:A:286:SER:HB2	2.28	0.62
1:A:273:SER:O	1:D:276:TYR:CD1	2.53	0.62
1:A:393:VAL:HG22	1:A:408:ALA:HA	1.81	0.62
1:B:275:LEU:CG	1:R:275:LEU:CD1	2.34	0.62
1:B:472:LEU:C	1:B:472:LEU:HD13	2.20	0.62
1:D:569:ASN:C	1:D:570:THR:HG23	2.20	0.62
1:E:326:LYS:CG	1:J:237:PRO:HG3	2.28	0.62

Continued on next page...

Continued from previous page...

Atom-1	Atom-2	Interatomic distance (Å)	Clash overlap (Å)
1:E:351:GLY:HA3	1:E:584:ASN:OD1	2.00	0.62
1:E:474:ARG:HB2	1:E:524:ASP:C	2.19	0.62
1:F:565:ILE:HD11	1:F:629:SER:HB3	1.81	0.62
1:G:401:GLU:CD	1:G:402:LYS:H	2.03	0.62
1:G:569:ASN:C	1:G:570:THR:HG23	2.20	0.62
1:G:613:ASP:HA	1:G:643:LEU:HD23	1.80	0.62
1:H:356:THR:OG1	1:H:569:ASN:CG	2.37	0.62
1:H:474:ARG:HB2	1:H:524:ASP:C	2.19	0.62
1:I:221:ILE:HD11	1:I:258:ALA:CA	2.30	0.62
1:J:482:SER:O	1:J:483:ASN:HB3	1.99	0.62
1:J:601:LEU:HD12	1:J:602:PRO:HD2	1.81	0.62
1:K:273:SER:O	1:N:276:TYR:CD1	2.53	0.62
1:K:401:GLU:CD	1:K:402:LYS:H	2.03	0.62
1:L:221:ILE:HD11	1:L:258:ALA:CA	2.30	0.62
1:L:236:VAL:CG2	1:L:286:SER:HB2	2.29	0.62
1:M:221:ILE:HD11	1:M:258:ALA:CA	2.30	0.62
1:M:226:VAL:HA	1:R:226:VAL:CG2	2.27	0.62
1:M:273:SER:O	1:Q:276:TYR:CD1	2.53	0.62
1:M:437:VAL:HG11	1:M:439:THR:CG2	2.28	0.62
1:N:187:ILE:N	1:N:244:GLN:HE21	1.97	0.62
1:N:280:SER:HG	1:N:334:HIS:CE1	1.99	0.62
1:O:569:ASN:C	1:O:570:THR:HG23	2.20	0.62
1:P:187:ILE:O	1:P:188:LEU:HD23	1.99	0.62
1:P:472:LEU:HD13	1:P:472:LEU:C	2.20	0.62
1:Q:402:LYS:HD3	1:Q:511:PHE:CG	2.32	0.62
1:R:569:ASN:C	1:R:570:THR:HG23	2.20	0.62
1:A:276:TYR:CD1	1:L:273:SER:O	2.53	0.62
1:A:327:PRO:HG2	1:A:330:SER:HB2	1.81	0.62
1:C:327:PRO:HG2	1:C:330:SER:HB2	1.81	0.62
1:C:356:THR:OG1	1:C:569:ASN:CG	2.37	0.62
1:D:351:GLY:HA3	1:D:584:ASN:OD1	2.00	0.62
1:E:327:PRO:HG2	1:E:330:SER:HB2	1.81	0.62
1:E:393:VAL:HG22	1:E:408:ALA:HA	1.81	0.62
1:E:473:GLN:HB3	1:E:482:SER:HA	1.81	0.62
1:E:613:ASP:HA	1:E:643:LEU:HD23	1.80	0.62
1:F:187:ILE:N	1:F:244:GLN:HE21	1.97	0.62
1:G:474:ARG:HB2	1:G:524:ASP:C	2.19	0.62
1:I:225:GLY:O	1:M:225:GLY:CA	2.48	0.62
1:K:327:PRO:HG2	1:K:330:SER:HB2	1.81	0.62
1:M:237:PRO:HG3	1:Q:326:LYS:CG	2.28	0.62
1:M:474:ARG:HB2	1:M:524:ASP:C	2.19	0.62

Continued on next page...

Continued from previous page...

Atom-1	Atom-2	Interatomic distance (Å)	Clash overlap (Å)
1:O:236:VAL:HG11	1:O:242:PRO:HG3	1.80	0.62
1:P:471:ALA:O	1:P:482:SER:HB2	1.99	0.62
1:Q:472:LEU:C	1:Q:472:LEU:HD13	2.20	0.62
1:R:472:LEU:C	1:R:472:LEU:HD13	2.20	0.62
1:T:190:LYS:HB3	1:T:652:LEU:CD1	2.30	0.62
1:T:437:VAL:HG11	1:T:439:THR:CG2	2.28	0.62
1:B:351:GLY:HA3	1:B:584:ASN:OD1	2.00	0.62
1:B:510:VAL:CG1	1:B:511:PHE:N	2.45	0.62
1:C:225:GLY:CA	1:S:225:GLY:O	2.48	0.62
1:C:569:ASN:C	1:C:570:THR:HG23	2.20	0.62
1:E:221:ILE:HD11	1:E:258:ALA:CA	2.30	0.62
1:E:356:THR:OG1	1:E:569:ASN:OD1	2.18	0.62
1:E:601:LEU:HD12	1:E:602:PRO:HD2	1.80	0.62
1:F:356:THR:OG1	1:F:569:ASN:OD1	2.18	0.62
1:G:601:LEU:HD12	1:G:602:PRO:HD2	1.81	0.62
1:I:402:LYS:HD3	1:I:511:PHE:CG	2.32	0.62
1:I:569:ASN:C	1:I:570:THR:HG23	2.20	0.62
1:J:225:GLY:CA	1:P:225:GLY:O	2.48	0.62
1:J:393:VAL:HG22	1:J:408:ALA:HA	1.81	0.62
1:K:472:LEU:HD13	1:K:472:LEU:C	2.20	0.62
1:L:472:LEU:HD13	1:L:472:LEU:C	2.20	0.62
1:M:569:ASN:C	1:M:570:THR:HG23	2.20	0.62
1:N:532:TYR:CD2	1:N:540:ILE:HD11	2.35	0.62
1:O:351:GLY:HA3	1:O:584:ASN:OD1	2.00	0.62
1:O:472:LEU:HD13	1:O:472:LEU:C	2.20	0.62
1:O:601:LEU:CD1	1:O:650:ILE:CG1	2.62	0.62
1:A:261:VAL:HG11	1:J:260:GLN:HG3	1.80	0.61
1:A:325:LEU:HD23	1:E:165:GLU:OE1	1.94	0.61
1:A:482:SER:O	1:A:483:ASN:HB3	1.99	0.61
1:B:190:LYS:HB3	1:B:652:LEU:CD1	2.30	0.61
1:B:300:ALA:O	1:B:301:ASN:HB2	1.99	0.61
1:C:401:GLU:CD	1:C:402:LYS:H	2.03	0.61
1:C:562:ASN:OD1	1:C:657:LEU:HG	2.00	0.61
1:C:565:ILE:HD11	1:C:629:SER:HB3	1.81	0.61
1:D:229:GLY:N	1:S:222:SER:OG	2.30	0.61
1:D:565:ILE:HD11	1:D:629:SER:HB3	1.81	0.61
1:E:225:GLY:O	1:O:225:GLY:CA	2.48	0.61
1:F:222:SER:OG	1:K:229:GLY:O	2.16	0.61
1:F:327:PRO:HG2	1:F:330:SER:HB2	1.81	0.61
1:G:351:GLY:HA3	1:G:584:ASN:OD1	2.00	0.61
1:H:236:VAL:HG11	1:H:242:PRO:HG3	1.81	0.61

Continued on next page...

Continued from previous page...

Atom-1	Atom-2	Interatomic distance (Å)	Clash overlap (Å)
1:I:300:ALA:O	1:I:301:ASN:HB2	1.99	0.61
1:J:327:PRO:HG2	1:J:330:SER:HB2	1.81	0.61
1:J:472:LEU:C	1:J:472:LEU:HD13	2.20	0.61
1:K:236:VAL:HG11	1:K:242:PRO:HG3	1.80	0.61
1:L:222:SER:OG	1:T:229:GLY:N	2.30	0.61
1:L:325:LEU:HD23	1:S:165:GLU:CG	2.20	0.61
1:M:190:LYS:HB3	1:M:652:LEU:CD1	2.30	0.61
1:N:427:SER:OG	1:N:429:LEU:HD22	1.99	0.61
1:P:601:LEU:HD12	1:P:602:PRO:HD2	1.81	0.61
1:Q:565:ILE:HD11	1:Q:629:SER:HB3	1.81	0.61
1:R:351:GLY:HA3	1:R:584:ASN:OD1	2.00	0.61
1:A:187:ILE:N	1:A:244:GLN:HE21	1.97	0.61
1:A:562:ASN:OD1	1:A:657:LEU:HG	2.01	0.61
1:B:276:TYR:CD1	1:F:273:SER:O	2.53	0.61
1:C:356:THR:OG1	1:C:569:ASN:OD1	2.18	0.61
1:D:166:TRP:C	1:D:168:ALA:H	2.04	0.61
1:E:166:TRP:C	1:E:168:ALA:H	2.04	0.61
1:H:297:ASN:HD22	1:H:298:PRO:HD2	1.63	0.61
1:H:327:PRO:HG2	1:H:330:SER:HB2	1.81	0.61
1:H:473:GLN:HB3	1:H:482:SER:HA	1.81	0.61
1:I:190:LYS:HB3	1:I:652:LEU:CD1	2.30	0.61
1:K:190:LYS:HB3	1:K:652:LEU:CD1	2.30	0.61
1:K:356:THR:OG1	1:K:569:ASN:OD1	2.18	0.61
1:L:300:ALA:O	1:L:301:ASN:HB2	1.99	0.61
1:N:190:LYS:HB3	1:N:652:LEU:CD1	2.30	0.61
1:N:313:GLU:OE1	1:R:255:LEU:HD11	1.95	0.61
1:N:401:GLU:CD	1:N:402:LYS:H	2.03	0.61
1:N:562:ASN:OD1	1:N:657:LEU:HG	2.00	0.61
1:Q:236:VAL:HG11	1:Q:242:PRO:HG3	1.81	0.61
1:Q:504:ASN:CB	1:Q:505:PRO:HD2	2.19	0.61
1:S:166:TRP:C	1:S:168:ALA:H	2.04	0.61
1:S:187:ILE:O	1:S:188:LEU:HD23	1.99	0.61
1:S:356:THR:OG1	1:S:569:ASN:OD1	2.18	0.61
1:T:532:TYR:CD2	1:T:540:ILE:HD11	2.36	0.61
1:T:569:ASN:C	1:T:570:THR:HG23	2.20	0.61
1:A:473:GLN:HB3	1:A:482:SER:HA	1.81	0.61
1:A:569:ASN:C	1:A:570:THR:HG23	2.20	0.61
1:B:562:ASN:OD1	1:B:657:LEU:HG	2.00	0.61
1:D:297:ASN:HD22	1:D:298:PRO:HD2	1.62	0.61
1:F:387:ARG:HH12	1:N:348:LEU:CD2	2.11	0.61
1:F:393:VAL:HG22	1:F:408:ALA:HA	1.81	0.61

Continued on next page...

Continued from previous page...

Atom-1	Atom-2	Interatomic distance (Å)	Clash overlap (Å)
1:H:166:TRP:C	1:H:168:ALA:H	2.04	0.61
1:H:225:GLY:O	1:T:225:GLY:CA	2.48	0.61
1:H:565:ILE:HD11	1:H:629:SER:HB3	1.81	0.61
1:I:327:PRO:HG2	1:I:330:SER:HB2	1.81	0.61
1:I:401:GLU:CD	1:I:402:LYS:H	2.03	0.61
1:J:565:ILE:HD11	1:J:629:SER:HB3	1.81	0.61
1:K:351:GLY:HA3	1:K:584:ASN:OD1	2.00	0.61
1:L:187:ILE:N	1:L:244:GLN:HE21	1.97	0.61
1:L:351:GLY:HA3	1:L:584:ASN:OD1	2.00	0.61
1:L:401:GLU:CD	1:L:402:LYS:H	2.03	0.61
1:M:472:LEU:C	1:M:472:LEU:HD13	2.20	0.61
1:M:532:TYR:CD2	1:M:540:ILE:HD11	2.35	0.61
1:P:356:THR:OG1	1:P:569:ASN:CG	2.37	0.61
1:Q:187:ILE:O	1:Q:188:LEU:HD23	1.99	0.61
1:Q:348:LEU:CD2	1:R:387:ARG:HH12	2.11	0.61
1:R:221:ILE:HD11	1:R:258:ALA:O	1.99	0.61
1:R:532:TYR:CD2	1:R:540:ILE:HD11	2.35	0.61
1:S:562:ASN:OD1	1:S:657:LEU:HG	2.01	0.61
1:A:324:LEU:HD22	1:L:271:LEU:CB	2.27	0.61
1:B:401:GLU:CD	1:B:402:LYS:H	2.03	0.61
1:C:190:LYS:HB2	1:C:652:LEU:CD1	2.24	0.61
1:C:402:LYS:HD3	1:C:511:PHE:CG	2.32	0.61
1:F:165:GLU:OE1	1:N:325:LEU:HB3	1.92	0.61
1:F:190:LYS:HB3	1:F:652:LEU:CD1	2.30	0.61
1:F:313:GLU:OE1	1:K:255:LEU:HD11	1.95	0.61
1:F:401:GLU:CD	1:F:402:LYS:H	2.03	0.61
1:G:280:SER:OG	1:G:334:HIS:CE1	2.50	0.61
1:H:190:LYS:HB2	1:H:652:LEU:CD1	2.24	0.61
1:H:472:LEU:HD13	1:H:472:LEU:C	2.20	0.61
1:I:251:TYR:CG	1:I:252:PRO:HD2	2.36	0.61
1:J:555:GLU:O	1:J:556:THR:HG22	2.01	0.61
1:K:532:TYR:CD2	1:K:540:ILE:HD11	2.36	0.61
1:L:562:ASN:OD1	1:L:657:LEU:HG	2.00	0.61
1:L:569:ASN:C	1:L:570:THR:HG23	2.20	0.61
1:M:351:GLY:HA3	1:M:584:ASN:OD1	2.00	0.61
1:M:473:GLN:HB3	1:M:482:SER:HA	1.81	0.61
1:M:555:GLU:O	1:M:556:THR:HG22	2.01	0.61
1:N:473:GLN:HB3	1:N:482:SER:HA	1.81	0.61
1:P:562:ASN:OD1	1:P:657:LEU:HG	2.01	0.61
1:Q:280:SER:HG	1:Q:334:HIS:CE1	1.99	0.61
1:R:166:TRP:C	1:R:168:ALA:H	2.04	0.61

Continued on next page...

Continued from previous page...

Atom-1	Atom-2	Interatomic distance (Å)	Clash overlap (Å)
1:R:565:ILE:HD11	1:R:629:SER:HB3	1.81	0.61
1:S:221:ILE:HD11	1:S:258:ALA:CA	2.30	0.61
1:T:221:ILE:HD11	1:T:258:ALA:CA	2.30	0.61
1:T:356:THR:OG1	1:T:569:ASN:OD1	2.18	0.61
1:A:229:GLY:N	1:B:222:SER:OG	2.30	0.61
1:A:351:GLY:HA3	1:A:584:ASN:OD1	2.00	0.61
1:A:565:ILE:HD11	1:A:629:SER:HB3	1.81	0.61
1:B:251:TYR:CG	1:B:252:PRO:HD2	2.36	0.61
1:D:562:ASN:OD1	1:D:657:LEU:HG	2.01	0.61
1:E:324:LEU:HD22	1:J:271:LEU:CB	2.26	0.61
1:F:236:VAL:HG11	1:F:242:PRO:HG3	1.81	0.61
1:G:562:ASN:OD1	1:G:657:LEU:HG	2.00	0.61
1:H:180:THR:HA	1:H:295:LEU:HB3	1.83	0.61
1:H:532:TYR:CD2	1:H:540:ILE:HD11	2.36	0.61
1:I:166:TRP:C	1:I:168:ALA:H	2.04	0.61
1:I:532:TYR:CD2	1:I:540:ILE:HD11	2.36	0.61
1:J:569:ASN:C	1:J:570:THR:HG23	2.20	0.61
1:L:473:GLN:HB3	1:L:482:SER:HA	1.81	0.61
1:O:180:THR:HA	1:O:295:LEU:HB3	1.83	0.61
1:O:393:VAL:HG22	1:O:408:ALA:HA	1.81	0.61
1:P:327:PRO:HG2	1:P:330:SER:HB2	1.81	0.61
1:Q:356:THR:OG1	1:Q:569:ASN:OD1	2.18	0.61
1:R:451:TYR:CD1	1:R:457:ILE:CB	2.77	0.61
1:T:472:LEU:C	1:T:472:LEU:HD13	2.21	0.61
1:A:251:TYR:CG	1:A:252:PRO:HD2	2.36	0.61
1:A:299:TYR:N	1:A:299:TYR:CD1	2.69	0.61
1:B:325:LEU:HB2	1:D:165:GLU:CD	2.11	0.61
1:B:356:THR:OG1	1:B:569:ASN:OD1	2.18	0.61
1:D:401:GLU:CD	1:D:402:LYS:H	2.03	0.61
1:D:472:LEU:HD13	1:D:472:LEU:C	2.20	0.61
1:F:221:ILE:HD11	1:F:258:ALA:CA	2.30	0.61
1:F:326:LYS:CG	1:R:237:PRO:HG3	2.28	0.61
1:F:427:SER:HG	1:F:429:LEU:HD21	1.64	0.61
1:F:472:LEU:C	1:F:472:LEU:HD13	2.20	0.61
1:G:251:TYR:CG	1:G:252:PRO:HD2	2.36	0.61
1:G:299:TYR:N	1:G:299:TYR:CD1	2.69	0.61
1:G:362:VAL:HG12	1:G:364:ARG:HG2	1.83	0.61
1:H:222:SER:CB	1:O:230:LYS:HG2	2.30	0.61
1:H:569:ASN:C	1:H:570:THR:HG23	2.20	0.61
1:H:605:SER:CB	1:H:650:ILE:HG21	2.29	0.61
1:I:299:TYR:N	1:I:299:TYR:CD1	2.69	0.61

Continued on next page...

Continued from previous page...

Atom-1	Atom-2	Interatomic distance (Å)	Clash overlap (Å)
1:J:356:THR:OG1	1:J:569:ASN:OD1	2.18	0.61
1:J:362:VAL:HG12	1:J:364:ARG:HG2	1.83	0.61
1:J:401:GLU:CD	1:J:402:LYS:H	2.03	0.61
1:N:222:SER:CB	1:R:230:LYS:HG2	2.30	0.61
1:N:236:VAL:HG11	1:N:242:PRO:HG3	1.81	0.61
1:P:166:TRP:C	1:P:168:ALA:H	2.04	0.61
1:P:363:ILE:O	1:P:363:ILE:HD12	2.01	0.61
1:P:565:ILE:HD11	1:P:629:SER:HB3	1.81	0.61
1:Q:166:TRP:C	1:Q:168:ALA:H	2.04	0.61
1:R:401:GLU:CD	1:R:402:LYS:H	2.03	0.61
1:R:562:ASN:OD1	1:R:657:LEU:HG	2.00	0.61
1:S:251:TYR:CG	1:S:252:PRO:HD2	2.36	0.61
1:S:472:LEU:HD13	1:S:472:LEU:C	2.20	0.61
1:A:472:LEU:C	1:A:472:LEU:HD13	2.21	0.61
1:B:255:LEU:HD11	1:Q:313:GLU:OE1	1.95	0.61
1:C:472:LEU:HD13	1:C:472:LEU:C	2.20	0.61
1:C:612:ILE:O	1:C:612:ILE:HG13	2.01	0.61
1:D:221:ILE:HD11	1:D:258:ALA:CA	2.30	0.61
1:D:532:TYR:CD2	1:D:540:ILE:HD11	2.36	0.61
1:E:229:GLY:N	1:O:222:SER:OG	2.30	0.61
1:F:251:TYR:CG	1:F:252:PRO:HD2	2.36	0.61
1:F:504:ASN:CB	1:F:505:PRO:HD2	2.19	0.61
1:G:190:LYS:HB3	1:G:652:LEU:CD1	2.29	0.61
1:G:327:PRO:HG2	1:G:330:SER:HB2	1.81	0.61
1:G:532:TYR:CD2	1:G:540:ILE:HD11	2.36	0.61
1:I:180:THR:HA	1:I:295:LEU:HB3	1.83	0.61
1:I:280:SER:OG	1:I:334:HIS:CE1	2.50	0.61
1:K:393:VAL:HG22	1:K:408:ALA:HA	1.81	0.61
1:L:222:SER:CB	1:T:230:LYS:HG2	2.30	0.61
1:L:233:ALA:HA	1:L:289:ILE:HD13	1.83	0.61
1:L:251:TYR:CG	1:L:252:PRO:HD2	2.36	0.61
1:L:363:ILE:O	1:L:363:ILE:HD12	2.01	0.61
1:L:532:TYR:CD2	1:L:540:ILE:HD11	2.36	0.61
1:M:401:GLU:CD	1:M:402:LYS:H	2.03	0.61
1:N:221:ILE:HD11	1:N:258:ALA:CA	2.30	0.61
1:N:472:LEU:C	1:N:472:LEU:HD13	2.20	0.61
1:N:569:ASN:C	1:N:570:THR:HG23	2.20	0.61
1:N:605:SER:CB	1:N:650:ILE:HG21	2.29	0.61
1:P:190:LYS:HB3	1:P:652:LEU:CD1	2.30	0.61
1:P:251:TYR:CG	1:P:252:PRO:HD2	2.36	0.61
1:P:532:TYR:CD2	1:P:540:ILE:HD11	2.36	0.61

Continued on next page...

Continued from previous page...

Atom-1	Atom-2	Interatomic distance (Å)	Clash overlap (Å)
1:Q:221:ILE:HD11	1:Q:258:ALA:CA	2.30	0.61
1:Q:236:VAL:CG2	1:Q:286:SER:HB2	2.28	0.61
1:Q:562:ASN:OD1	1:Q:657:LEU:HG	2.00	0.61
1:R:356:THR:OG1	1:R:569:ASN:OD1	2.18	0.61
1:T:363:ILE:O	1:T:363:ILE:HD12	2.01	0.61
1:B:186:LYS:H	1:B:290:MET:HG3	1.66	0.61
1:B:251:TYR:CD1	1:R:328:PRO:CB	2.58	0.61
1:B:393:VAL:HG22	1:B:408:ALA:HA	1.81	0.61
1:C:186:LYS:H	1:C:290:MET:HG3	1.66	0.61
1:C:473:GLN:HB3	1:C:482:SER:HA	1.81	0.61
1:D:180:THR:HA	1:D:295:LEU:HB3	1.83	0.61
1:D:427:SER:HG	1:D:429:LEU:HD21	1.59	0.61
1:E:555:GLU:O	1:E:556:THR:HG22	2.01	0.61
1:E:612:ILE:O	1:E:612:ILE:HG13	2.01	0.61
1:F:532:TYR:CD2	1:F:540:ILE:HD11	2.36	0.61
1:K:362:VAL:HG12	1:K:364:ARG:HG2	1.83	0.61
1:M:236:VAL:CG2	1:M:286:SER:HB2	2.29	0.61
1:O:186:LYS:H	1:O:290:MET:HG3	1.66	0.61
1:O:363:ILE:O	1:O:363:ILE:HD12	2.01	0.61
1:O:562:ASN:OD1	1:O:657:LEU:HG	2.00	0.61
1:Q:363:ILE:HD12	1:Q:363:ILE:O	2.01	0.61
1:Q:601:LEU:HD12	1:Q:602:PRO:HD2	1.81	0.61
1:S:612:ILE:O	1:S:612:ILE:HG13	2.01	0.61
1:T:482:SER:O	1:T:483:ASN:HB3	1.99	0.61
1:B:299:TYR:CD1	1:B:299:TYR:N	2.69	0.61
1:B:565:ILE:HD11	1:B:629:SER:HB3	1.81	0.61
1:C:221:ILE:HD11	1:C:258:ALA:CA	2.30	0.61
1:D:222:SER:OG	1:F:229:GLY:N	2.30	0.61
1:G:482:SER:O	1:G:483:ASN:HB3	1.99	0.61
1:H:225:GLY:CA	1:O:225:GLY:O	2.48	0.61
1:H:236:VAL:CG2	1:H:286:SER:HB2	2.29	0.61
1:H:401:GLU:CD	1:H:402:LYS:H	2.03	0.61
1:J:437:VAL:HG11	1:J:439:THR:CG2	2.29	0.61
1:K:251:TYR:CG	1:K:252:PRO:HD2	2.36	0.61
1:K:275:LEU:HG	1:N:275:LEU:CD1	2.26	0.61
1:M:299:TYR:HE2	1:R:299:TYR:HE2	1.43	0.61
1:N:362:VAL:HG12	1:N:364:ARG:HG2	1.83	0.61
1:P:555:GLU:O	1:P:556:THR:HG22	2.01	0.61
1:Q:474:ARG:N	1:Q:524:ASP:HA	2.13	0.61
1:R:186:LYS:H	1:R:290:MET:HG3	1.66	0.61
1:S:362:VAL:HG12	1:S:364:ARG:HG2	1.83	0.61

Continued on next page...

Continued from previous page...

Atom-1	Atom-2	Interatomic distance (Å)	Clash overlap (Å)
1:S:363:ILE:O	1:S:363:ILE:HD12	2.01	0.61
1:S:401:GLU:CD	1:S:402:LYS:H	2.03	0.61
1:T:280:SER:HG	1:T:334:HIS:CE1	2.00	0.61
1:T:299:TYR:N	1:T:299:TYR:CD1	2.69	0.61
1:T:402:LYS:HD3	1:T:511:PHE:CG	2.32	0.61
1:A:180:THR:HA	1:A:295:LEU:HB3	1.83	0.61
1:B:402:LYS:HD3	1:B:511:PHE:CG	2.32	0.61
1:C:190:LYS:HB3	1:C:652:LEU:CD1	2.30	0.61
1:C:532:TYR:CD2	1:C:540:ILE:HD11	2.36	0.61
1:E:472:LEU:C	1:E:472:LEU:HD13	2.20	0.61
1:G:221:ILE:HD11	1:G:258:ALA:CA	2.30	0.61
1:G:472:LEU:HD13	1:G:472:LEU:C	2.20	0.61
1:H:233:ALA:HA	1:H:289:ILE:HD13	1.83	0.61
1:H:393:VAL:HG22	1:H:408:ALA:HA	1.81	0.61
1:K:363:ILE:O	1:K:363:ILE:HD12	2.01	0.61
1:L:612:ILE:O	1:L:612:ILE:HG13	2.01	0.61
1:N:186:LYS:H	1:N:290:MET:HG3	1.66	0.61
1:O:251:TYR:CG	1:O:252:PRO:HD2	2.36	0.61
1:S:299:TYR:N	1:S:299:TYR:CD1	2.69	0.61
1:S:532:TYR:CD2	1:S:540:ILE:HD11	2.36	0.61
1:T:186:LYS:H	1:T:290:MET:HG3	1.66	0.61
1:A:532:TYR:CD2	1:A:540:ILE:HD11	2.35	0.60
1:A:605:SER:CB	1:A:650:ILE:HG21	2.29	0.60
1:B:225:GLY:O	1:Q:225:GLY:CA	2.48	0.60
1:B:363:ILE:HD12	1:B:363:ILE:O	2.01	0.60
1:D:236:VAL:CG2	1:D:286:SER:HB2	2.29	0.60
1:D:612:ILE:O	1:D:612:ILE:HG13	2.01	0.60
1:F:562:ASN:OD1	1:F:657:LEU:HG	2.01	0.60
1:G:225:GLY:O	1:I:225:GLY:CA	2.48	0.60
1:G:363:ILE:O	1:G:363:ILE:HD12	2.01	0.60
1:G:402:LYS:HD3	1:G:511:PHE:CG	2.32	0.60
1:G:555:GLU:O	1:G:556:THR:HG22	2.01	0.60
1:H:251:TYR:CG	1:H:252:PRO:HD2	2.36	0.60
1:H:363:ILE:O	1:H:363:ILE:HD12	2.01	0.60
1:I:166:TRP:HA	1:I:169:PHE:CE2	2.36	0.60
1:J:186:LYS:H	1:J:290:MET:HG3	1.66	0.60
1:J:190:LYS:HB2	1:J:652:LEU:CD1	2.24	0.60
1:K:299:TYR:N	1:K:299:TYR:CD1	2.69	0.60
1:L:299:TYR:N	1:L:299:TYR:CD1	2.69	0.60
1:N:166:TRP:HA	1:N:169:PHE:CE2	2.36	0.60
1:N:251:TYR:CG	1:N:252:PRO:HD2	2.36	0.60

Continued on next page...

Continued from previous page...

Atom-1	Atom-2	Interatomic distance (Å)	Clash overlap (Å)
1:O:166:TRP:HA	1:O:169:PHE:CE2	2.36	0.60
1:O:605:SER:CB	1:O:650:ILE:HG21	2.29	0.60
1:Q:532:TYR:CD2	1:Q:540:ILE:HD11	2.36	0.60
1:R:166:TRP:HA	1:R:169:PHE:CE2	2.36	0.60
1:R:180:THR:HA	1:R:295:LEU:HB3	1.83	0.60
1:R:601:LEU:CD1	1:R:650:ILE:CG1	2.62	0.60
1:S:605:SER:CB	1:S:650:ILE:HG21	2.29	0.60
1:T:236:VAL:CG2	1:T:286:SER:HB2	2.28	0.60
1:C:166:TRP:HA	1:C:169:PHE:CE2	2.36	0.60
1:C:280:SER:OG	1:C:334:HIS:CE1	2.50	0.60
1:D:230:LYS:HG2	1:S:222:SER:CB	2.30	0.60
1:D:356:THR:OG1	1:D:569:ASN:OD1	2.18	0.60
1:D:482:SER:O	1:D:483:ASN:HB3	1.99	0.60
1:E:255:LEU:HD11	1:O:313:GLU:OE1	1.95	0.60
1:F:186:LYS:H	1:F:290:MET:HG3	1.66	0.60
1:H:186:LYS:H	1:H:290:MET:HG3	1.66	0.60
1:J:180:THR:HA	1:J:295:LEU:HB3	1.83	0.60
1:J:313:GLU:OE1	1:P:255:LEU:HD11	1.95	0.60
1:K:612:ILE:O	1:K:612:ILE:HG13	2.01	0.60
1:M:451:TYR:CD1	1:M:457:ILE:CB	2.77	0.60
1:N:300:ALA:O	1:N:301:ASN:HB2	1.99	0.60
1:N:356:THR:OG1	1:N:569:ASN:OD1	2.18	0.60
1:P:221:ILE:HD11	1:P:258:ALA:CA	2.30	0.60
1:P:313:GLU:OE1	1:Q:255:LEU:HD11	1.95	0.60
1:Q:251:TYR:CG	1:Q:252:PRO:HD2	2.36	0.60
1:Q:473:GLN:HB3	1:Q:482:SER:HA	1.81	0.60
1:R:221:ILE:HD11	1:R:258:ALA:CA	2.30	0.60
1:S:162:VAL:HG12	1:S:164:SER:H	1.66	0.60
1:S:190:LYS:HB3	1:S:652:LEU:CD1	2.30	0.60
1:A:363:ILE:HD12	1:A:363:ILE:O	2.01	0.60
1:C:555:GLU:O	1:C:556:THR:HG22	2.01	0.60
1:D:166:TRP:HA	1:D:169:PHE:CE2	2.36	0.60
1:G:186:LYS:H	1:G:290:MET:HG3	1.66	0.60
1:G:205:ALA:HA	1:G:322:PHE:HE2	1.67	0.60
1:G:233:ALA:HA	1:G:289:ILE:HD13	1.83	0.60
1:H:362:VAL:HG12	1:H:364:ARG:HG2	1.83	0.60
1:I:362:VAL:HG12	1:I:364:ARG:HG2	1.83	0.60
1:J:251:TYR:CG	1:J:252:PRO:HD2	2.36	0.60
1:J:299:TYR:CD1	1:J:299:TYR:N	2.69	0.60
1:J:363:ILE:HD12	1:J:363:ILE:O	2.01	0.60
1:K:205:ALA:HA	1:K:322:PHE:HE2	1.67	0.60

Continued on next page...

Continued from previous page...

Atom-1	Atom-2	Interatomic distance (Å)	Clash overlap (Å)
1:K:562:ASN:OD1	1:K:657:LEU:HG	2.00	0.60
1:L:166:TRP:HA	1:L:169:PHE:CE2	2.37	0.60
1:N:555:GLU:O	1:N:556:THR:HG22	2.01	0.60
1:O:356:THR:OG1	1:O:569:ASN:OD1	2.18	0.60
1:P:225:GLY:CA	1:Q:225:GLY:O	2.48	0.60
1:P:612:ILE:O	1:P:612:ILE:HG13	2.01	0.60
1:Q:362:VAL:HG12	1:Q:364:ARG:HG2	1.83	0.60
1:S:180:THR:HA	1:S:295:LEU:HB3	1.83	0.60
1:T:562:ASN:OD1	1:T:657:LEU:HG	2.01	0.60
1:B:166:TRP:C	1:B:168:ALA:H	2.04	0.60
1:B:532:TYR:CD2	1:B:540:ILE:HD11	2.36	0.60
1:B:555:GLU:O	1:B:556:THR:HG22	2.01	0.60
1:C:180:THR:HA	1:C:295:LEU:HB3	1.83	0.60
1:C:601:LEU:CD1	1:C:650:ILE:CG1	2.62	0.60
1:D:252:PRO:HD2	1:L:328:PRO:CD	2.06	0.60
1:D:437:VAL:HG11	1:D:439:THR:CG2	2.29	0.60
1:E:166:TRP:HA	1:E:169:PHE:CE2	2.37	0.60
1:E:180:THR:HA	1:E:295:LEU:HB3	1.83	0.60
1:G:166:TRP:C	1:G:168:ALA:H	2.04	0.60
1:G:474:ARG:N	1:G:524:ASP:HA	2.13	0.60
1:I:562:ASN:OD1	1:I:657:LEU:HG	2.01	0.60
1:L:605:SER:CB	1:L:650:ILE:HG21	2.29	0.60
1:P:280:SER:OG	1:P:334:HIS:CE1	2.50	0.60
1:Q:166:TRP:HA	1:Q:169:PHE:CE2	2.36	0.60
1:R:299:TYR:CD1	1:R:299:TYR:N	2.69	0.60
1:S:233:ALA:HA	1:S:289:ILE:HD13	1.83	0.60
1:S:555:GLU:O	1:S:556:THR:HG22	2.01	0.60
1:A:437:VAL:HG11	1:A:439:THR:CG2	2.28	0.60
1:A:464:LYS:HA	1:A:533:THR:CG2	2.31	0.60
1:B:233:ALA:HA	1:B:289:ILE:HD13	1.83	0.60
1:B:325:LEU:HD23	1:D:165:GLU:OE1	1.94	0.60
1:C:362:VAL:HG12	1:C:364:ARG:HG2	1.83	0.60
1:C:612:ILE:HG22	1:C:618:TRP:HB3	1.84	0.60
1:H:356:THR:OG1	1:H:569:ASN:OD1	2.18	0.60
1:I:186:LYS:H	1:I:290:MET:HG3	1.66	0.60
1:J:236:VAL:CG2	1:J:286:SER:HB2	2.28	0.60
1:M:474:ARG:N	1:M:524:ASP:HA	2.13	0.60
1:M:562:ASN:OD1	1:M:657:LEU:HG	2.01	0.60
1:N:233:ALA:HA	1:N:289:ILE:HD13	1.83	0.60
1:N:299:TYR:CD1	1:N:299:TYR:N	2.69	0.60
1:N:504:ASN:CB	1:N:505:PRO:HD2	2.19	0.60

Continued on next page...

Continued from previous page...

Atom-1	Atom-2	Interatomic distance (Å)	Clash overlap (Å)
1:P:186:LYS:H	1:P:290:MET:HG3	1.66	0.60
1:Q:205:ALA:HA	1:Q:322:PHE:HE2	1.67	0.60
1:Q:451:TYR:CE1	1:Q:457:ILE:HB	2.37	0.60
1:R:233:ALA:HA	1:R:289:ILE:HD13	1.83	0.60
1:R:402:LYS:HD3	1:R:511:PHE:CG	2.32	0.60
1:T:251:TYR:CG	1:T:252:PRO:HD2	2.36	0.60
1:T:362:VAL:HG12	1:T:364:ARG:HG2	1.83	0.60
1:T:612:ILE:O	1:T:612:ILE:HG13	2.01	0.60
1:A:162:VAL:HG12	1:A:164:SER:H	1.66	0.60
1:A:186:LYS:H	1:A:290:MET:HG3	1.66	0.60
1:A:205:ALA:HA	1:A:322:PHE:HE2	1.67	0.60
1:A:504:ASN:CB	1:A:505:PRO:HD2	2.19	0.60
1:A:612:ILE:HG22	1:A:618:TRP:HB3	1.84	0.60
1:C:225:GLY:O	1:K:225:GLY:CA	2.48	0.60
1:D:299:TYR:N	1:D:299:TYR:CD1	2.69	0.60
1:E:299:TYR:N	1:E:299:TYR:CD1	2.69	0.60
1:F:205:ALA:HA	1:F:322:PHE:HE2	1.67	0.60
1:F:555:GLU:O	1:F:556:THR:HG22	2.01	0.60
1:J:402:LYS:HD3	1:J:511:PHE:CG	2.32	0.60
1:J:562:ASN:OD1	1:J:657:LEU:HG	2.01	0.60
1:L:356:THR:OG1	1:L:569:ASN:OD1	2.18	0.60
1:M:166:TRP:C	1:M:168:ALA:H	2.04	0.60
1:M:225:GLY:O	1:R:225:GLY:CA	2.48	0.60
1:M:288:VAL:HG12	1:M:289:ILE:N	2.17	0.60
1:M:451:TYR:CE1	1:M:457:ILE:HB	2.37	0.60
1:O:190:LYS:HB3	1:O:652:LEU:CD1	2.30	0.60
1:O:612:ILE:O	1:O:612:ILE:HG13	2.01	0.60
1:P:162:VAL:HG12	1:P:164:SER:H	1.66	0.60
1:P:190:LYS:HB2	1:P:652:LEU:CD1	2.24	0.60
1:P:362:VAL:HG12	1:P:364:ARG:HG2	1.83	0.60
1:Q:325:LEU:HB3	1:R:165:GLU:OE1	1.92	0.60
1:S:166:TRP:HA	1:S:169:PHE:CE2	2.36	0.60
1:A:451:TYR:CD1	1:A:457:ILE:CB	2.77	0.60
1:B:437:VAL:HG11	1:B:439:THR:CG2	2.28	0.60
1:C:229:GLY:N	1:K:222:SER:OG	2.30	0.60
1:E:395:ILE:H	1:E:395:ILE:CD1	2.15	0.60
1:F:180:THR:HA	1:F:295:LEU:HB3	1.83	0.60
1:F:190:LYS:HB2	1:F:652:LEU:CD1	2.24	0.60
1:H:288:VAL:HG12	1:H:289:ILE:N	2.17	0.60
1:H:451:TYR:CE1	1:H:457:ILE:HB	2.37	0.60
1:J:612:ILE:O	1:J:612:ILE:HG13	2.01	0.60

Continued on next page...

Continued from previous page...

Atom-1	Atom-2	Interatomic distance (Å)	Clash overlap (Å)
1:L:205:ALA:HA	1:L:322:PHE:HE2	1.67	0.60
1:M:251:TYR:CG	1:M:252:PRO:HD2	2.36	0.60
1:O:299:TYR:N	1:O:299:TYR:CD1	2.69	0.60
1:P:342:ILE:CD1	1:P:342:ILE:N	2.58	0.60
1:Q:288:VAL:HG12	1:Q:289:ILE:N	2.17	0.60
1:R:205:ALA:HA	1:R:322:PHE:HE2	1.67	0.60
1:T:401:GLU:CD	1:T:402:LYS:H	2.03	0.60
1:A:401:GLU:CD	1:A:402:LYS:H	2.03	0.60
1:A:451:TYR:CE1	1:A:457:ILE:HB	2.37	0.60
1:B:166:TRP:HA	1:B:169:PHE:CE2	2.36	0.60
1:B:402:LYS:HD3	1:B:511:PHE:CE2	2.34	0.60
1:C:166:TRP:C	1:C:168:ALA:H	2.04	0.60
1:C:226:VAL:CG2	1:S:226:VAL:HA	2.27	0.60
1:D:395:ILE:H	1:D:395:ILE:CD1	2.15	0.60
1:E:251:TYR:CG	1:E:252:PRO:HD2	2.36	0.60
1:E:402:LYS:HD3	1:E:511:PHE:CG	2.32	0.60
1:E:532:TYR:CD2	1:E:540:ILE:HD11	2.36	0.60
1:E:652:LEU:O	1:E:655:ILE:HG13	2.02	0.60
1:F:363:ILE:HD12	1:F:363:ILE:O	2.01	0.60
1:I:190:LYS:HB2	1:I:652:LEU:CD1	2.24	0.60
1:I:472:LEU:C	1:I:472:LEU:HD13	2.20	0.60
1:J:612:ILE:HG22	1:J:618:TRP:HB3	1.84	0.60
1:K:166:TRP:HA	1:K:169:PHE:CE2	2.36	0.60
1:K:186:LYS:H	1:K:290:MET:HG3	1.66	0.60
1:K:221:ILE:HD11	1:K:258:ALA:CA	2.30	0.60
1:K:288:VAL:HG12	1:K:289:ILE:N	2.17	0.60
1:M:180:THR:HA	1:M:295:LEU:HB3	1.83	0.60
1:M:237:PRO:HD2	1:Q:327:PRO:HG2	1.84	0.60
1:N:162:VAL:HG12	1:N:164:SER:H	1.66	0.60
1:N:205:ALA:HA	1:N:322:PHE:HE2	1.67	0.60
1:N:652:LEU:O	1:N:655:ILE:HG13	2.02	0.60
1:O:288:VAL:HG12	1:O:289:ILE:N	2.17	0.60
1:P:356:THR:OG1	1:P:569:ASN:OD1	2.18	0.60
1:Q:555:GLU:O	1:Q:556:THR:HG22	2.01	0.60
1:R:251:TYR:CG	1:R:252:PRO:HD2	2.36	0.60
1:R:363:ILE:HD12	1:R:363:ILE:O	2.01	0.60
1:T:233:ALA:HA	1:T:289:ILE:HD13	1.83	0.60
1:A:221:ILE:HD11	1:A:258:ALA:CA	2.30	0.60
1:A:226:VAL:CG2	1:J:226:VAL:HA	2.27	0.60
1:A:237:PRO:HG3	1:D:326:LYS:CG	2.28	0.60
1:A:280:SER:HG	1:A:334:HIS:CE1	1.99	0.60

Continued on next page...

Continued from previous page...

Atom-1	Atom-2	Interatomic distance (Å)	Clash overlap (Å)
1:A:288:VAL:HG12	1:A:289:ILE:N	2.17	0.60
1:D:225:GLY:O	1:S:225:GLY:CA	2.48	0.60
1:D:225:GLY:CA	1:F:225:GLY:O	2.48	0.60
1:D:271:LEU:HB3	1:L:324:LEU:HD11	1.79	0.60
1:D:288:VAL:HG12	1:D:289:ILE:N	2.17	0.60
1:E:562:ASN:OD1	1:E:657:LEU:HG	2.01	0.60
1:F:166:TRP:HA	1:F:169:PHE:CE2	2.36	0.60
1:G:612:ILE:HG22	1:G:618:TRP:HB3	1.84	0.60
1:H:299:TYR:N	1:H:299:TYR:CD1	2.69	0.60
1:I:363:ILE:HD12	1:I:363:ILE:O	2.01	0.60
1:J:288:VAL:HG12	1:J:289:ILE:N	2.17	0.60
1:J:532:TYR:CD2	1:J:540:ILE:HD11	2.36	0.60
1:L:180:THR:HA	1:L:295:LEU:HB3	1.83	0.60
1:M:233:ALA:HA	1:M:289:ILE:HD13	1.83	0.60
1:O:221:ILE:HD11	1:O:258:ALA:CA	2.30	0.60
1:O:362:VAL:HG12	1:O:364:ARG:HG2	1.83	0.60
1:O:532:TYR:CD2	1:O:540:ILE:HD11	2.36	0.60
1:O:612:ILE:HG22	1:O:618:TRP:HB3	1.84	0.60
1:P:299:TYR:N	1:P:299:TYR:CD1	2.69	0.60
1:P:605:SER:CB	1:P:650:ILE:HG21	2.29	0.60
1:Q:402:LYS:HD3	1:Q:511:PHE:CE2	2.34	0.60
1:R:288:VAL:HG12	1:R:289:ILE:N	2.17	0.60
1:R:605:SER:CB	1:R:650:ILE:HG21	2.30	0.60
1:A:165:GLU:OE1	1:E:325:LEU:HB3	1.92	0.60
1:A:395:ILE:H	1:A:395:ILE:CD1	2.15	0.60
1:B:162:VAL:HG12	1:B:164:SER:H	1.66	0.60
1:C:162:VAL:HG12	1:C:164:SER:H	1.66	0.60
1:C:299:TYR:N	1:C:299:TYR:CD1	2.69	0.60
1:C:451:TYR:CE1	1:C:457:ILE:HB	2.37	0.60
1:D:652:LEU:O	1:D:655:ILE:HG13	2.02	0.60
1:G:464:LYS:HA	1:G:533:THR:CG2	2.31	0.60
1:H:612:ILE:HG22	1:H:618:TRP:HB3	1.84	0.60
1:I:288:VAL:HG12	1:I:289:ILE:N	2.17	0.60
1:I:395:ILE:H	1:I:395:ILE:CD1	2.15	0.60
1:I:464:LYS:HA	1:I:533:THR:CG2	2.31	0.60
1:I:605:SER:CB	1:I:650:ILE:HG21	2.29	0.60
1:K:555:GLU:O	1:K:556:THR:HG22	2.01	0.60
1:L:166:TRP:C	1:L:168:ALA:H	2.04	0.60
1:L:190:LYS:HB2	1:L:652:LEU:CD1	2.24	0.60
1:L:226:VAL:CG2	1:T:226:VAL:HA	2.27	0.60
1:L:362:VAL:HG12	1:L:364:ARG:HG2	1.83	0.60

Continued on next page...

Continued from previous page...

Atom-1	Atom-2	Interatomic distance (Å)	Clash overlap (Å)
1:M:186:LYS:H	1:M:290:MET:HG3	1.66	0.60
1:M:299:TYR:N	1:M:299:TYR:CD1	2.69	0.60
1:M:526:THR:C	1:M:527:LEU:HD23	2.22	0.60
1:O:474:ARG:N	1:O:524:ASP:HA	2.13	0.60
1:P:166:TRP:HA	1:P:169:PHE:CE2	2.36	0.60
1:P:652:LEU:O	1:P:655:ILE:HG13	2.02	0.60
1:Q:233:ALA:HA	1:Q:289:ILE:HD13	1.83	0.60
1:S:205:ALA:HA	1:S:322:PHE:HE2	1.66	0.60
1:S:288:VAL:HG12	1:S:289:ILE:N	2.17	0.60
1:T:437:VAL:CG1	1:T:438:THR:N	2.34	0.60
1:A:166:TRP:HA	1:A:169:PHE:CE2	2.36	0.59
1:A:612:ILE:O	1:A:612:ILE:HG13	2.01	0.59
1:B:328:PRO:C	1:F:251:TYR:HD1	1.60	0.59
1:C:205:ALA:HA	1:C:322:PHE:HE2	1.66	0.59
1:D:362:VAL:HG12	1:D:364:ARG:HG2	1.83	0.59
1:E:233:ALA:HA	1:E:289:ILE:HD13	1.83	0.59
1:E:526:THR:C	1:E:527:LEU:HD23	2.23	0.59
1:F:166:TRP:C	1:F:168:ALA:H	2.04	0.59
1:F:233:ALA:HA	1:F:289:ILE:HD13	1.83	0.59
1:G:180:THR:HA	1:G:295:LEU:HB3	1.83	0.59
1:G:288:VAL:HG12	1:G:289:ILE:N	2.17	0.59
1:I:233:ALA:HA	1:I:289:ILE:HD13	1.83	0.59
1:J:166:TRP:HA	1:J:169:PHE:CE2	2.36	0.59
1:M:356:THR:OG1	1:M:569:ASN:OD1	2.18	0.59
1:N:288:VAL:HG12	1:N:289:ILE:N	2.17	0.59
1:O:205:ALA:HA	1:O:322:PHE:HE2	1.67	0.59
1:O:233:ALA:HA	1:O:289:ILE:HD13	1.83	0.59
1:Q:180:THR:HA	1:Q:295:LEU:HB3	1.83	0.59
1:Q:190:LYS:HB3	1:Q:652:LEU:CD1	2.30	0.59
1:Q:299:TYR:N	1:Q:299:TYR:CD1	2.69	0.59
1:Q:526:THR:C	1:Q:527:LEU:HD23	2.23	0.59
1:R:474:ARG:N	1:R:524:ASP:HA	2.13	0.59
1:R:526:THR:C	1:R:527:LEU:HD23	2.23	0.59
1:S:326:LYS:CG	1:T:237:PRO:HG3	2.28	0.59
1:T:605:SER:CB	1:T:650:ILE:HG21	2.29	0.59
1:B:297:ASN:HD22	1:B:297:ASN:C	2.05	0.59
1:B:652:LEU:O	1:B:655:ILE:HG13	2.02	0.59
1:C:251:TYR:CG	1:C:252:PRO:HD2	2.36	0.59
1:C:507:LYS:N	1:C:508:ILE:HD13	2.18	0.59
1:D:507:LYS:N	1:D:508:ILE:HD13	2.17	0.59
1:E:507:LYS:N	1:E:508:ILE:HD13	2.18	0.59

Continued on next page...

Continued from previous page...

Atom-1	Atom-2	Interatomic distance (Å)	Clash overlap (Å)
1:F:507:LYS:N	1:F:508:ILE:HD13	2.18	0.59
1:F:526:THR:C	1:F:527:LEU:HD23	2.23	0.59
1:G:166:TRP:HA	1:G:169:PHE:CE2	2.37	0.59
1:H:166:TRP:HA	1:H:169:PHE:CE2	2.36	0.59
1:I:361:PHE:CE1	1:I:619:PHE:HZ	2.20	0.59
1:J:652:LEU:O	1:J:655:ILE:HG13	2.02	0.59
1:K:162:VAL:HG12	1:K:164:SER:H	1.66	0.59
1:L:186:LYS:H	1:L:290:MET:HG3	1.66	0.59
1:M:166:TRP:HA	1:M:169:PHE:CE2	2.37	0.59
1:M:612:ILE:O	1:M:612:ILE:HG13	2.01	0.59
1:M:652:LEU:O	1:M:655:ILE:HG13	2.02	0.59
1:N:166:TRP:C	1:N:168:ALA:H	2.04	0.59
1:N:180:THR:HA	1:N:295:LEU:HB3	1.83	0.59
1:N:187:ILE:H	1:N:244:GLN:HE21	1.50	0.59
1:N:280:SER:OG	1:N:334:HIS:CE1	2.50	0.59
1:N:451:TYR:CE1	1:N:457:ILE:HB	2.37	0.59
1:O:526:THR:C	1:O:527:LEU:HD23	2.23	0.59
1:P:395:ILE:H	1:P:395:ILE:CD1	2.15	0.59
1:Q:395:ILE:H	1:Q:395:ILE:CD1	2.15	0.59
1:R:507:LYS:N	1:R:508:ILE:HD13	2.18	0.59
1:A:187:ILE:CG1	1:A:244:GLN:HG2	2.33	0.59
1:A:225:GLY:CA	1:J:225:GLY:O	2.48	0.59
1:D:162:VAL:HG12	1:D:164:SER:H	1.66	0.59
1:D:186:LYS:H	1:D:290:MET:HG3	1.66	0.59
1:D:251:TYR:CG	1:D:252:PRO:HD2	2.36	0.59
1:D:363:ILE:O	1:D:363:ILE:HD12	2.01	0.59
1:F:451:TYR:CE1	1:F:457:ILE:HB	2.37	0.59
1:F:652:LEU:O	1:F:655:ILE:HG13	2.02	0.59
1:G:356:THR:OG1	1:G:569:ASN:OD1	2.19	0.59
1:H:221:ILE:HD11	1:H:258:ALA:CA	2.30	0.59
1:I:652:LEU:O	1:I:655:ILE:HG13	2.02	0.59
1:L:162:VAL:HG12	1:L:164:SER:H	1.66	0.59
1:M:162:VAL:HG12	1:M:164:SER:H	1.66	0.59
1:M:363:ILE:HD12	1:M:363:ILE:O	2.01	0.59
1:O:474:ARG:HD3	1:O:523:SER:O	2.03	0.59
1:P:180:THR:HA	1:P:295:LEU:HB3	1.83	0.59
1:P:205:ALA:HA	1:P:322:PHE:HE2	1.67	0.59
1:P:451:TYR:CE1	1:P:457:ILE:HB	2.37	0.59
1:Q:186:LYS:H	1:Q:290:MET:HG3	1.66	0.59
1:Q:652:LEU:O	1:Q:655:ILE:HG13	2.02	0.59
1:R:451:TYR:CE1	1:R:457:ILE:HB	2.37	0.59

Continued on next page...

Continued from previous page...

Atom-1	Atom-2	Interatomic distance (Å)	Clash overlap (Å)
1:S:186:LYS:H	1:S:290:MET:HG3	1.66	0.59
1:S:451:TYR:CE1	1:S:457:ILE:HB	2.37	0.59
1:S:507:LYS:N	1:S:508:ILE:HD13	2.18	0.59
1:T:162:VAL:HG12	1:T:164:SER:H	1.66	0.59
1:T:288:VAL:HG12	1:T:289:ILE:N	2.17	0.59
1:A:166:TRP:C	1:A:168:ALA:H	2.04	0.59
1:A:187:ILE:H	1:A:244:GLN:HE21	1.51	0.59
1:A:222:SER:CA	1:J:230:LYS:HE2	2.33	0.59
1:B:180:THR:HA	1:B:295:LEU:HB3	1.83	0.59
1:B:205:ALA:HA	1:B:322:PHE:HE2	1.67	0.59
1:B:230:LYS:HE2	1:Q:222:SER:CA	2.33	0.59
1:C:233:ALA:HA	1:C:289:ILE:HD13	1.83	0.59
1:C:451:TYR:CD1	1:C:457:ILE:CA	2.78	0.59
1:E:222:SER:CA	1:L:230:LYS:HE2	2.33	0.59
1:E:363:ILE:HD12	1:E:363:ILE:O	2.01	0.59
1:F:612:ILE:HG22	1:F:618:TRP:HB3	1.84	0.59
1:G:361:PHE:CE1	1:G:619:PHE:HZ	2.21	0.59
1:H:162:VAL:HG12	1:H:164:SER:H	1.66	0.59
1:H:222:SER:OG	1:O:229:GLY:N	2.30	0.59
1:H:222:SER:CA	1:O:230:LYS:HE2	2.33	0.59
1:H:437:VAL:HG11	1:H:439:THR:CG2	2.28	0.59
1:H:562:ASN:OD1	1:H:657:LEU:HG	2.00	0.59
1:I:507:LYS:N	1:I:508:ILE:HD13	2.18	0.59
1:J:166:TRP:C	1:J:168:ALA:H	2.04	0.59
1:J:222:SER:CA	1:P:230:LYS:HE2	2.33	0.59
1:K:166:TRP:C	1:K:168:ALA:H	2.04	0.59
1:K:280:SER:OG	1:K:334:HIS:CE1	2.50	0.59
1:M:187:ILE:H	1:M:244:GLN:HE21	1.50	0.59
1:M:612:ILE:HG22	1:M:618:TRP:HB3	1.84	0.59
1:N:612:ILE:HG22	1:N:618:TRP:HB3	1.84	0.59
1:O:162:VAL:HG12	1:O:164:SER:H	1.66	0.59
1:O:395:ILE:H	1:O:395:ILE:CD1	2.15	0.59
1:O:451:TYR:CE1	1:O:457:ILE:HB	2.37	0.59
1:P:222:SER:CB	1:Q:230:LYS:HG2	2.30	0.59
1:Q:220:SER:HB3	1:Q:263:PRO:HA	1.85	0.59
1:R:612:ILE:HG22	1:R:618:TRP:HB3	1.84	0.59
1:S:236:VAL:CG2	1:S:286:SER:HB2	2.29	0.59
1:T:166:TRP:C	1:T:168:ALA:H	2.04	0.59
1:T:205:ALA:HA	1:T:322:PHE:HE2	1.67	0.59
1:T:555:GLU:O	1:T:556:THR:HG22	2.01	0.59
1:A:162:VAL:HG12	1:A:164:SER:OG	2.03	0.59

Continued on next page...

Continued from previous page...

Atom-1	Atom-2	Interatomic distance (Å)	Clash overlap (Å)
1:A:226:VAL:HA	1:B:226:VAL:CG2	2.26	0.59
1:B:230:LYS:HG2	1:Q:222:SER:CB	2.30	0.59
1:C:363:ILE:O	1:C:363:ILE:HD12	2.01	0.59
1:E:288:VAL:HG12	1:E:289:ILE:N	2.17	0.59
1:F:439:THR:HG1	1:F:457:ILE:HG12	1.61	0.59
1:G:225:GLY:CA	1:N:225:GLY:O	2.48	0.59
1:G:526:THR:C	1:G:527:LEU:HD23	2.23	0.59
1:H:226:VAL:HA	1:T:226:VAL:CG2	2.27	0.59
1:I:402:LYS:HD3	1:I:511:PHE:CE2	2.34	0.59
1:J:221:ILE:HD11	1:J:258:ALA:CA	2.30	0.59
1:J:437:VAL:CG1	1:J:438:THR:N	2.34	0.59
1:J:451:TYR:CE1	1:J:457:ILE:HB	2.37	0.59
1:J:507:LYS:N	1:J:508:ILE:HD13	2.18	0.59
1:K:526:THR:C	1:K:527:LEU:HD23	2.23	0.59
1:L:222:SER:CA	1:T:230:LYS:HE2	2.33	0.59
1:L:225:GLY:CA	1:T:225:GLY:O	2.48	0.59
1:L:395:ILE:H	1:L:395:ILE:CD1	2.15	0.59
1:L:507:LYS:N	1:L:508:ILE:HD13	2.18	0.59
1:M:361:PHE:CE1	1:M:619:PHE:HZ	2.20	0.59
1:O:166:TRP:C	1:O:168:ALA:H	2.04	0.59
1:R:395:ILE:H	1:R:395:ILE:CD1	2.15	0.59
1:R:474:ARG:HD3	1:R:523:SER:O	2.03	0.59
1:R:652:LEU:O	1:R:655:ILE:HG13	2.02	0.59
1:T:180:THR:HA	1:T:295:LEU:HB3	1.83	0.59
1:A:237:PRO:HD2	1:D:327:PRO:HG2	1.84	0.59
1:B:162:VAL:HG12	1:B:164:SER:OG	2.03	0.59
1:B:451:TYR:CE1	1:B:457:ILE:HB	2.37	0.59
1:B:474:ARG:HD3	1:B:523:SER:O	2.03	0.59
1:C:230:LYS:HE2	1:K:222:SER:CA	2.33	0.59
1:D:361:PHE:CE1	1:D:619:PHE:HZ	2.20	0.59
1:E:186:LYS:H	1:E:290:MET:HG3	1.66	0.59
1:E:187:ILE:H	1:E:244:GLN:HE21	1.50	0.59
1:E:205:ALA:HA	1:E:322:PHE:HE2	1.67	0.59
1:E:220:SER:HB3	1:E:263:PRO:HA	1.85	0.59
1:E:362:VAL:HG12	1:E:364:ARG:HG2	1.83	0.59
1:E:474:ARG:HD3	1:E:523:SER:O	2.03	0.59
1:F:299:TYR:CD1	1:F:299:TYR:N	2.69	0.59
1:F:327:PRO:HG2	1:R:237:PRO:HD2	1.84	0.59
1:F:474:ARG:HD3	1:F:523:SER:O	2.03	0.59
1:G:474:ARG:HD3	1:G:523:SER:O	2.03	0.59
1:G:652:LEU:O	1:G:655:ILE:HG13	2.02	0.59

Continued on next page...

Continued from previous page...

Atom-1	Atom-2	Interatomic distance (Å)	Clash overlap (Å)
1:H:652:LEU:O	1:H:655:ILE:HG13	2.02	0.59
1:J:162:VAL:HG12	1:J:164:SER:OG	2.03	0.59
1:J:233:ALA:HA	1:J:289:ILE:HD13	1.83	0.59
1:K:402:LYS:HD3	1:K:511:PHE:CG	2.32	0.59
1:K:451:TYR:CE1	1:K:457:ILE:HB	2.37	0.59
1:M:362:VAL:HG12	1:M:364:ARG:HG2	1.83	0.59
1:P:297:ASN:HD22	1:P:297:ASN:C	2.05	0.59
1:Q:361:PHE:CE1	1:Q:619:PHE:HZ	2.21	0.59
1:R:187:ILE:CG1	1:R:244:GLN:HG2	2.33	0.59
1:T:162:VAL:HG12	1:T:164:SER:OG	2.03	0.59
1:A:507:LYS:N	1:A:508:ILE:HD13	2.18	0.59
1:B:187:ILE:CG1	1:B:244:GLN:HG2	2.33	0.59
1:B:220:SER:HB3	1:B:263:PRO:HA	1.85	0.59
1:B:395:ILE:H	1:B:395:ILE:CD1	2.15	0.59
1:B:474:ARG:N	1:B:524:ASP:HA	2.13	0.59
1:B:612:ILE:O	1:B:612:ILE:HG13	2.01	0.59
1:C:361:PHE:CE1	1:C:619:PHE:HZ	2.21	0.59
1:D:187:ILE:H	1:D:244:GLN:HE21	1.51	0.59
1:D:440:SER:CB	1:D:443:THR:OG1	2.51	0.59
1:E:361:PHE:CE1	1:E:619:PHE:HZ	2.21	0.59
1:F:222:SER:CA	1:K:230:LYS:HE2	2.33	0.59
1:F:362:VAL:HG12	1:F:364:ARG:HG2	1.83	0.59
1:F:440:SER:CB	1:F:443:THR:OG1	2.51	0.59
1:G:190:LYS:HB2	1:G:652:LEU:CD1	2.24	0.59
1:J:395:ILE:H	1:J:395:ILE:CD1	2.15	0.59
1:K:180:THR:HA	1:K:295:LEU:HB3	1.83	0.59
1:K:474:ARG:HD3	1:K:523:SER:O	2.03	0.59
1:L:221:ILE:HG22	1:L:310:VAL:CG2	2.33	0.59
1:L:451:TYR:CE1	1:L:457:ILE:HB	2.37	0.59
1:N:236:VAL:CG2	1:N:286:SER:HB2	2.28	0.59
1:N:363:ILE:HD12	1:N:363:ILE:O	2.01	0.59
1:O:187:ILE:H	1:O:244:GLN:HE21	1.51	0.59
1:O:361:PHE:CE1	1:O:619:PHE:HZ	2.21	0.59
1:Q:162:VAL:HG12	1:Q:164:SER:OG	2.03	0.59
1:R:187:ILE:H	1:R:244:GLN:HE21	1.50	0.59
1:R:437:VAL:HG11	1:R:439:THR:CG2	2.28	0.59
1:T:166:TRP:HA	1:T:169:PHE:CE2	2.36	0.59
1:T:187:ILE:H	1:T:244:GLN:HE21	1.51	0.59
1:T:526:THR:C	1:T:527:LEU:HD23	2.23	0.59
1:C:288:VAL:HG12	1:C:289:ILE:N	2.17	0.59
1:C:652:LEU:O	1:C:655:ILE:HG13	2.02	0.59

Continued on next page...

Continued from previous page...

Atom-1	Atom-2	Interatomic distance (Å)	Clash overlap (Å)
1:D:162:VAL:HG12	1:D:164:SER:OG	2.03	0.59
1:D:222:SER:CA	1:F:230:LYS:HE2	2.33	0.59
1:D:271:LEU:HD22	1:L:324:LEU:HD21	1.85	0.59
1:E:190:LYS:HB3	1:E:652:LEU:CD1	2.30	0.59
1:F:395:ILE:H	1:F:395:ILE:CD1	2.15	0.59
1:G:222:SER:CB	1:N:230:LYS:HG2	2.30	0.59
1:G:230:LYS:HE2	1:I:222:SER:CA	2.32	0.59
1:H:230:LYS:HG2	1:T:222:SER:CB	2.30	0.59
1:H:474:ARG:HD3	1:H:523:SER:O	2.03	0.59
1:H:474:ARG:N	1:H:524:ASP:HA	2.13	0.59
1:I:162:VAL:HG12	1:I:164:SER:H	1.66	0.59
1:K:220:SER:HB3	1:K:263:PRO:HA	1.85	0.59
1:K:612:ILE:HG22	1:K:618:TRP:HB3	1.84	0.59
1:L:288:VAL:HG12	1:L:289:ILE:N	2.17	0.59
1:L:440:SER:CB	1:L:443:THR:OG1	2.51	0.59
1:M:205:ALA:HA	1:M:322:PHE:HE2	1.67	0.59
1:M:507:LYS:N	1:M:508:ILE:HD13	2.18	0.59
1:N:222:SER:CA	1:R:230:LYS:HE2	2.33	0.59
1:O:427:SER:OG	1:O:429:LEU:HD22	1.99	0.59
1:P:162:VAL:HG12	1:P:164:SER:OG	2.03	0.59
1:P:507:LYS:N	1:P:508:ILE:HD13	2.18	0.59
1:Q:162:VAL:HG12	1:Q:164:SER:H	1.66	0.59
1:Q:221:ILE:HG22	1:Q:310:VAL:CG2	2.33	0.59
1:Q:507:LYS:N	1:Q:508:ILE:HD13	2.18	0.59
1:R:190:LYS:HB2	1:R:652:LEU:CD1	2.24	0.59
1:R:555:GLU:O	1:R:556:THR:HG22	2.01	0.59
1:B:362:VAL:HG12	1:B:364:ARG:HG2	1.83	0.59
1:C:220:SER:HB3	1:C:263:PRO:HA	1.85	0.59
1:C:221:ILE:HG22	1:C:310:VAL:CG2	2.33	0.59
1:C:222:SER:CA	1:S:230:LYS:HE2	2.33	0.59
1:C:313:GLU:OE1	1:S:255:LEU:HD11	1.95	0.59
1:D:251:TYR:HD1	1:L:328:PRO:C	1.60	0.59
1:G:162:VAL:HG12	1:G:164:SER:H	1.66	0.59
1:I:230:LYS:HG2	1:M:222:SER:CB	2.30	0.59
1:I:504:ASN:CB	1:I:505:PRO:HD2	2.19	0.59
1:J:190:LYS:HB3	1:J:652:LEU:CD1	2.30	0.59
1:K:237:PRO:HD2	1:N:327:PRO:HG2	1.84	0.59
1:L:190:LYS:HB3	1:L:652:LEU:CD1	2.30	0.59
1:L:220:SER:HB3	1:L:263:PRO:HA	1.85	0.59
1:M:230:LYS:HE2	1:R:222:SER:CA	2.33	0.59
1:N:395:ILE:H	1:N:395:ILE:CD1	2.15	0.59

Continued on next page...

Continued from previous page...

Atom-1	Atom-2	Interatomic distance (Å)	Clash overlap (Å)
1:N:474:ARG:HD3	1:N:523:SER:O	2.03	0.59
1:O:162:VAL:HG12	1:O:164:SER:OG	2.03	0.59
1:P:361:PHE:CE1	1:P:619:PHE:HZ	2.20	0.59
1:R:361:PHE:CE1	1:R:619:PHE:HZ	2.21	0.59
1:S:275:LEU:CD1	1:T:275:LEU:CG	2.34	0.59
1:S:440:SER:CB	1:S:443:THR:OG1	2.51	0.59
1:T:361:PHE:CE1	1:T:619:PHE:HZ	2.21	0.59
1:A:230:LYS:HG2	1:B:222:SER:CB	2.30	0.59
1:A:275:LEU:HG	1:D:275:LEU:CD1	2.26	0.59
1:A:356:THR:OG1	1:A:569:ASN:OD1	2.18	0.59
1:B:271:LEU:CD2	1:R:324:LEU:CD2	2.81	0.59
1:B:275:LEU:CD1	1:F:275:LEU:HG	2.26	0.59
1:B:612:ILE:HG22	1:B:618:TRP:HB3	1.84	0.59
1:C:474:ARG:HD3	1:C:523:SER:O	2.03	0.59
1:E:221:ILE:HG22	1:E:310:VAL:HG13	1.85	0.59
1:E:451:TYR:CE1	1:E:457:ILE:HB	2.37	0.59
1:F:162:VAL:HG12	1:F:164:SER:OG	2.03	0.59
1:G:451:TYR:CE1	1:G:457:ILE:HB	2.37	0.59
1:I:356:THR:OG1	1:I:569:ASN:OD1	2.18	0.59
1:I:451:TYR:CE1	1:I:457:ILE:HB	2.37	0.59
1:K:187:ILE:H	1:K:244:GLN:HE21	1.51	0.59
1:K:464:LYS:HA	1:K:533:THR:CG2	2.31	0.59
1:L:474:ARG:HD3	1:L:523:SER:O	2.03	0.59
1:L:652:LEU:O	1:L:655:ILE:HG13	2.02	0.59
1:M:297:ASN:HD22	1:M:297:ASN:C	2.05	0.59
1:O:402:LYS:HD3	1:O:511:PHE:CG	2.32	0.59
1:P:288:VAL:HG12	1:P:289:ILE:N	2.17	0.59
1:R:162:VAL:HG12	1:R:164:SER:H	1.66	0.59
1:S:327:PRO:HG2	1:T:237:PRO:HD2	1.84	0.59
1:S:361:PHE:CE1	1:S:619:PHE:HZ	2.20	0.59
1:A:271:LEU:CD2	1:D:324:LEU:CD2	2.81	0.58
1:A:361:PHE:CE1	1:A:619:PHE:HZ	2.21	0.58
1:A:440:SER:CB	1:A:443:THR:OG1	2.51	0.58
1:B:187:ILE:H	1:B:244:GLN:HE21	1.51	0.58
1:B:221:ILE:HD11	1:B:258:ALA:CA	2.30	0.58
1:B:526:THR:C	1:B:527:LEU:HD23	2.23	0.58
1:C:464:LYS:HA	1:C:533:THR:CG2	2.31	0.58
1:C:526:THR:C	1:C:527:LEU:HD23	2.23	0.58
1:D:187:ILE:CG1	1:D:244:GLN:HG2	2.33	0.58
1:D:190:LYS:HB2	1:D:652:LEU:CD1	2.24	0.58
1:D:233:ALA:HA	1:D:289:ILE:HD13	1.83	0.58

Continued on next page...

Continued from previous page...

Atom-1	Atom-2	Interatomic distance (Å)	Clash overlap (Å)
1:D:612:ILE:HG22	1:D:618:TRP:HB3	1.84	0.58
1:E:162:VAL:HG12	1:E:164:SER:H	1.66	0.58
1:F:162:VAL:HG12	1:F:164:SER:H	1.66	0.58
1:F:288:VAL:HG12	1:F:289:ILE:N	2.17	0.58
1:F:328:PRO:CD	1:R:252:PRO:HD2	2.06	0.58
1:H:230:LYS:HE2	1:T:222:SER:CA	2.33	0.58
1:I:205:ALA:HA	1:I:322:PHE:HE2	1.67	0.58
1:I:230:LYS:HE2	1:M:222:SER:CA	2.33	0.58
1:J:205:ALA:HA	1:J:322:PHE:HE2	1.67	0.58
1:K:162:VAL:HG12	1:K:164:SER:OG	2.03	0.58
1:K:189:PHE:CD1	1:K:289:ILE:HB	2.38	0.58
1:M:162:VAL:HG12	1:M:164:SER:OG	2.03	0.58
1:N:187:ILE:CG1	1:N:244:GLN:HG2	2.33	0.58
1:P:221:ILE:HG22	1:P:310:VAL:HG13	1.85	0.58
1:Q:474:ARG:HD3	1:Q:523:SER:O	2.03	0.58
1:R:402:LYS:HD3	1:R:511:PHE:CE2	2.34	0.58
1:A:652:LEU:O	1:A:655:ILE:HG13	2.02	0.58
1:B:328:PRO:CB	1:F:251:TYR:HD1	1.76	0.58
1:B:507:LYS:N	1:B:508:ILE:HD13	2.18	0.58
1:C:395:ILE:H	1:C:395:ILE:CD1	2.15	0.58
1:D:427:SER:OG	1:D:429:LEU:HD22	1.99	0.58
1:D:526:THR:C	1:D:527:LEU:HD23	2.23	0.58
1:E:225:GLY:CA	1:L:225:GLY:O	2.48	0.58
1:E:612:ILE:HG22	1:E:618:TRP:HB3	1.84	0.58
1:G:236:VAL:CG2	1:G:286:SER:HB2	2.28	0.58
1:H:361:PHE:CE1	1:H:619:PHE:HZ	2.20	0.58
1:I:220:SER:HB3	1:I:263:PRO:HA	1.85	0.58
1:I:612:ILE:O	1:I:612:ILE:HG13	2.01	0.58
1:L:221:ILE:HG22	1:L:310:VAL:HG13	1.85	0.58
1:L:361:PHE:CE1	1:L:619:PHE:HZ	2.21	0.58
1:L:526:THR:C	1:L:527:LEU:HD23	2.23	0.58
1:M:220:SER:HB3	1:M:263:PRO:HA	1.85	0.58
1:M:474:ARG:HD3	1:M:523:SER:O	2.03	0.58
1:N:162:VAL:HG12	1:N:164:SER:OG	2.03	0.58
1:N:225:GLY:CA	1:R:225:GLY:O	2.48	0.58
1:O:187:ILE:CG1	1:O:244:GLN:HG2	2.33	0.58
1:O:221:ILE:HG22	1:O:310:VAL:HG13	1.86	0.58
1:P:222:SER:CA	1:Q:230:LYS:HE2	2.33	0.58
1:R:221:ILE:HG22	1:R:310:VAL:HG13	1.85	0.58
1:R:362:VAL:HG12	1:R:364:ARG:HG2	1.83	0.58
1:S:526:THR:C	1:S:527:LEU:HD23	2.23	0.58

Continued on next page...

Continued from previous page...

Atom-1	Atom-2	Interatomic distance (Å)	Clash overlap (Å)
1:S:652:LEU:O	1:S:655:ILE:HG13	2.02	0.58
1:T:451:TYR:CE1	1:T:457:ILE:HB	2.37	0.58
1:T:612:ILE:HG22	1:T:618:TRP:HB3	1.84	0.58
1:T:652:LEU:O	1:T:655:ILE:HG13	2.02	0.58
1:A:190:LYS:HB3	1:A:652:LEU:CD1	2.30	0.58
1:A:220:SER:HB3	1:A:263:PRO:HA	1.85	0.58
1:A:237:PRO:CD	1:D:327:PRO:HG2	2.31	0.58
1:A:327:PRO:HG2	1:L:237:PRO:HD2	1.84	0.58
1:A:362:VAL:HG12	1:A:364:ARG:HG2	1.83	0.58
1:C:187:ILE:CG1	1:C:244:GLN:HG2	2.33	0.58
1:E:324:LEU:CD2	1:J:271:LEU:CD2	2.81	0.58
1:F:187:ILE:CG1	1:F:244:GLN:HG2	2.33	0.58
1:G:187:ILE:CG1	1:G:244:GLN:HG2	2.33	0.58
1:G:507:LYS:N	1:G:508:ILE:HD13	2.17	0.58
1:H:187:ILE:H	1:H:244:GLN:HE21	1.50	0.58
1:H:187:ILE:CG1	1:H:244:GLN:HG2	2.33	0.58
1:H:507:LYS:N	1:H:508:ILE:HD13	2.18	0.58
1:H:612:ILE:O	1:H:612:ILE:HG13	2.01	0.58
1:I:474:ARG:HD3	1:I:523:SER:O	2.03	0.58
1:I:612:ILE:HG22	1:I:618:TRP:HB3	1.84	0.58
1:J:220:SER:HB3	1:J:263:PRO:HA	1.85	0.58
1:J:361:PHE:CE1	1:J:619:PHE:HZ	2.21	0.58
1:J:474:ARG:HD3	1:J:523:SER:O	2.03	0.58
1:K:187:ILE:CG1	1:K:244:GLN:HG2	2.33	0.58
1:K:297:ASN:HD22	1:K:297:ASN:C	2.05	0.58
1:K:652:LEU:O	1:K:655:ILE:HG13	2.02	0.58
1:L:402:LYS:HD3	1:L:511:PHE:CG	2.32	0.58
1:L:598:ASN:HD22	1:L:598:ASN:C	2.07	0.58
1:M:271:LEU:HD22	1:Q:324:LEU:HD21	1.85	0.58
1:N:221:ILE:HG22	1:N:310:VAL:HG13	1.85	0.58
1:N:612:ILE:O	1:N:612:ILE:HG13	2.01	0.58
1:P:474:ARG:HD3	1:P:523:SER:O	2.03	0.58
1:Q:612:ILE:O	1:Q:612:ILE:HG13	2.01	0.58
1:R:162:VAL:HG12	1:R:164:SER:OG	2.03	0.58
1:R:612:ILE:O	1:R:612:ILE:HG13	2.01	0.58
1:S:162:VAL:HG12	1:S:164:SER:OG	2.03	0.58
1:A:327:PRO:HG2	1:L:237:PRO:CD	2.31	0.58
1:A:342:ILE:H	1:A:342:ILE:HD12	1.68	0.58
1:A:526:THR:C	1:A:527:LEU:HD23	2.23	0.58
1:B:221:ILE:HG22	1:B:310:VAL:HG13	1.85	0.58
1:B:288:VAL:HG12	1:B:289:ILE:N	2.17	0.58

Continued on next page...

Continued from previous page...

Atom-1	Atom-2	Interatomic distance (Å)	Clash overlap (Å)
1:B:361:PHE:CE1	1:B:619:PHE:HZ	2.20	0.58
1:D:297:ASN:HD22	1:D:297:ASN:C	2.05	0.58
1:E:236:VAL:CG2	1:E:286:SER:HB2	2.28	0.58
1:F:361:PHE:CE1	1:F:619:PHE:HZ	2.21	0.58
1:H:205:ALA:HA	1:H:322:PHE:HE2	1.67	0.58
1:K:221:ILE:HG22	1:K:310:VAL:CG2	2.33	0.58
1:K:233:ALA:HA	1:K:289:ILE:HD13	1.83	0.58
1:K:361:PHE:CE1	1:K:619:PHE:HZ	2.20	0.58
1:M:230:LYS:HG2	1:R:222:SER:CB	2.30	0.58
1:N:189:PHE:CD1	1:N:289:ILE:HB	2.38	0.58
1:O:297:ASN:HD22	1:O:297:ASN:C	2.05	0.58
1:O:440:SER:CB	1:O:443:THR:OG1	2.51	0.58
1:O:652:LEU:O	1:O:655:ILE:HG13	2.02	0.58
1:Q:612:ILE:HG22	1:Q:618:TRP:HB3	1.84	0.58
1:R:464:LYS:HA	1:R:533:THR:CG2	2.31	0.58
1:S:220:SER:HB3	1:S:263:PRO:HA	1.85	0.58
1:A:189:PHE:CD1	1:A:289:ILE:HB	2.38	0.58
1:A:222:SER:CB	1:J:230:LYS:HG2	2.30	0.58
1:A:233:ALA:HA	1:A:289:ILE:HD13	1.83	0.58
1:A:327:PRO:CD	1:L:237:PRO:CG	2.54	0.58
1:D:237:PRO:HD2	1:L:327:PRO:HG2	1.84	0.58
1:D:451:TYR:CE1	1:D:457:ILE:HB	2.37	0.58
1:E:221:ILE:CG2	1:E:310:VAL:HG22	2.32	0.58
1:F:225:GLY:CA	1:K:225:GLY:O	2.48	0.58
1:G:222:SER:CA	1:N:230:LYS:HE2	2.33	0.58
1:G:612:ILE:O	1:G:612:ILE:HG13	2.01	0.58
1:H:526:THR:C	1:H:527:LEU:HD23	2.23	0.58
1:I:187:ILE:CG1	1:I:244:GLN:HG2	2.33	0.58
1:I:187:ILE:H	1:I:244:GLN:HE21	1.50	0.58
1:J:162:VAL:HG12	1:J:164:SER:H	1.66	0.58
1:J:187:ILE:CG1	1:J:244:GLN:HG2	2.33	0.58
1:K:271:LEU:CD2	1:N:324:LEU:CD2	2.81	0.58
1:L:612:ILE:HG22	1:L:618:TRP:HB3	1.84	0.58
1:M:271:LEU:CD2	1:Q:324:LEU:CD2	2.81	0.58
1:O:220:SER:HB3	1:O:263:PRO:HA	1.85	0.58
1:P:526:THR:C	1:P:527:LEU:HD23	2.23	0.58
1:Q:187:ILE:CG1	1:Q:244:GLN:HG2	2.33	0.58
1:S:221:ILE:HG22	1:S:310:VAL:CG2	2.33	0.58
1:T:220:SER:HB3	1:T:263:PRO:HA	1.85	0.58
1:T:427:SER:HG	1:T:429:LEU:HD21	1.66	0.58
1:T:440:SER:CB	1:T:443:THR:OG1	2.51	0.58

Continued on next page...

Continued from previous page...

Atom-1	Atom-2	Interatomic distance (Å)	Clash overlap (Å)
1:A:230:LYS:HE2	1:B:222:SER:CA	2.33	0.58
1:A:598:ASN:HD22	1:A:598:ASN:C	2.07	0.58
1:D:205:ALA:HA	1:D:322:PHE:HE2	1.67	0.58
1:D:230:LYS:HE2	1:S:222:SER:CA	2.33	0.58
1:D:474:ARG:HD3	1:D:523:SER:O	2.03	0.58
1:E:162:VAL:HG12	1:E:164:SER:OG	2.03	0.58
1:E:427:SER:HG	1:E:429:LEU:HD21	1.62	0.58
1:F:220:SER:HB3	1:F:263:PRO:HA	1.85	0.58
1:F:612:ILE:O	1:F:612:ILE:HG13	2.01	0.58
1:G:395:ILE:H	1:G:395:ILE:CD1	2.15	0.58
1:I:255:LEU:HD11	1:M:313:GLU:OE1	1.94	0.58
1:L:325:LEU:HB3	1:S:165:GLU:OE1	1.91	0.58
1:N:526:THR:C	1:N:527:LEU:HD23	2.23	0.58
1:O:189:PHE:CD1	1:O:289:ILE:HB	2.38	0.58
1:P:220:SER:HB3	1:P:263:PRO:HA	1.85	0.58
1:P:233:ALA:HA	1:P:289:ILE:HD13	1.83	0.58
1:Q:214:SER:HB3	1:Q:269:PRO:HA	1.86	0.58
1:Q:605:SER:CB	1:Q:650:ILE:HG23	2.27	0.58
1:S:187:ILE:CG1	1:S:244:GLN:HG2	2.33	0.58
1:T:280:SER:OG	1:T:334:HIS:CE1	2.50	0.58
1:T:395:ILE:H	1:T:395:ILE:CD1	2.15	0.58
1:A:280:SER:OG	1:A:334:HIS:CE1	2.50	0.58
1:A:325:LEU:HD23	1:E:165:GLU:CG	2.21	0.58
1:C:214:SER:HB3	1:C:269:PRO:HA	1.86	0.58
1:D:222:SER:CB	1:F:230:LYS:HG2	2.30	0.58
1:F:187:ILE:H	1:F:244:GLN:HE21	1.50	0.58
1:H:214:SER:HB3	1:H:269:PRO:HA	1.86	0.58
1:K:605:SER:CB	1:K:650:ILE:HG21	2.29	0.58
1:N:221:ILE:HG22	1:N:310:VAL:CG2	2.33	0.58
1:N:361:PHE:CE1	1:N:619:PHE:HZ	2.21	0.58
1:P:187:ILE:H	1:P:244:GLN:HE21	1.51	0.58
1:P:440:SER:CB	1:P:443:THR:OG1	2.51	0.58
1:P:612:ILE:HG22	1:P:618:TRP:HB3	1.84	0.58
1:R:297:ASN:HD22	1:R:297:ASN:C	2.05	0.58
1:T:474:ARG:HD3	1:T:523:SER:O	2.03	0.58
1:T:504:ASN:CB	1:T:505:PRO:HD2	2.19	0.58
1:A:474:ARG:N	1:A:524:ASP:HA	2.13	0.58
1:B:328:PRO:O	1:F:251:TYR:HD1	1.55	0.58
1:D:271:LEU:CD1	1:L:324:LEU:HD22	2.34	0.58
1:E:189:PHE:CD1	1:E:289:ILE:HB	2.39	0.58
1:F:324:LEU:CD2	1:R:271:LEU:CD2	2.81	0.58

Continued on next page...

Continued from previous page...

Atom-1	Atom-2	Interatomic distance (Å)	Clash overlap (Å)
1:H:555:GLU:O	1:H:556:THR:HG22	2.01	0.58
1:I:221:ILE:HG22	1:I:310:VAL:HG13	1.85	0.58
1:I:257:ASP:OD1	1:I:258:ALA:N	2.37	0.58
1:I:440:SER:CB	1:I:443:THR:OG1	2.51	0.58
1:J:526:THR:C	1:J:527:LEU:HD23	2.23	0.58
1:K:221:ILE:HG22	1:K:310:VAL:HG13	1.85	0.58
1:M:395:ILE:H	1:M:395:ILE:CD1	2.15	0.58
1:N:221:ILE:CG2	1:N:310:VAL:HG22	2.32	0.58
1:N:474:ARG:N	1:N:524:ASP:HA	2.13	0.58
1:O:507:LYS:N	1:O:508:ILE:HD13	2.18	0.58
1:P:464:LYS:HA	1:P:533:THR:CG2	2.31	0.58
1:T:507:LYS:N	1:T:508:ILE:HD13	2.18	0.58
1:T:598:ASN:HD22	1:T:598:ASN:C	2.07	0.58
1:A:474:ARG:HD3	1:A:523:SER:O	2.03	0.58
1:B:165:GLU:CD	1:D:325:LEU:HB2	2.11	0.58
1:B:237:PRO:CG	1:R:327:PRO:CD	2.54	0.58
1:B:451:TYR:CD1	1:B:457:ILE:CB	2.77	0.58
1:C:440:SER:CB	1:C:443:THR:OG1	2.51	0.58
1:D:605:SER:CB	1:D:650:ILE:HG21	2.29	0.58
1:E:214:SER:HB3	1:E:269:PRO:HA	1.86	0.58
1:E:598:ASN:HD22	1:E:598:ASN:C	2.07	0.58
1:G:297:ASN:HD22	1:G:297:ASN:C	2.05	0.58
1:H:162:VAL:HG12	1:H:164:SER:OG	2.03	0.58
1:H:229:GLY:N	1:T:222:SER:OG	2.30	0.58
1:I:555:GLU:O	1:I:556:THR:HG22	2.01	0.58
1:J:342:ILE:H	1:J:342:ILE:HD12	1.68	0.58
1:K:271:LEU:HD22	1:N:324:LEU:HD21	1.85	0.58
1:L:162:VAL:HG12	1:L:164:SER:OG	2.03	0.58
1:L:187:ILE:CG1	1:L:244:GLN:HG2	2.33	0.58
1:P:214:SER:HB3	1:P:269:PRO:HA	1.86	0.58
1:S:598:ASN:C	1:S:598:ASN:HD22	2.07	0.58
1:T:187:ILE:CG1	1:T:244:GLN:HG2	2.33	0.58
1:T:214:SER:HB3	1:T:269:PRO:HA	1.86	0.58
1:A:427:SER:OG	1:A:429:LEU:HD22	1.99	0.58
1:B:237:PRO:CD	1:R:327:PRO:HG2	2.31	0.58
1:C:226:VAL:HA	1:K:226:VAL:CG2	2.26	0.58
1:D:275:LEU:HG	1:L:275:LEU:CD1	2.26	0.58
1:E:222:SER:CB	1:L:230:LYS:HG2	2.30	0.58
1:G:221:ILE:HG22	1:G:310:VAL:HG13	1.85	0.58
1:G:257:ASP:OD1	1:G:258:ALA:N	2.37	0.58
1:H:220:SER:HB3	1:H:263:PRO:HA	1.85	0.58

Continued on next page...

Continued from previous page...

Atom-1	Atom-2	Interatomic distance (Å)	Clash overlap (Å)
1:H:221:ILE:HG22	1:H:310:VAL:HG13	1.85	0.58
1:I:221:ILE:CG2	1:I:310:VAL:HG22	2.32	0.58
1:J:187:ILE:H	1:J:244:GLN:HE21	1.51	0.58
1:J:222:SER:OG	1:P:229:GLY:N	2.30	0.58
1:L:257:ASP:OD1	1:L:258:ALA:N	2.37	0.58
1:M:214:SER:HB3	1:M:269:PRO:HA	1.86	0.58
1:N:517:ASN:C	1:N:519:ASP:H	2.08	0.58
1:O:221:ILE:CG2	1:O:310:VAL:HG22	2.32	0.58
1:O:555:GLU:O	1:O:556:THR:HG22	2.01	0.58
1:Q:221:ILE:CG2	1:Q:310:VAL:HG22	2.32	0.58
1:Q:272:ARG:HD2	1:Q:274:THR:O	2.04	0.58
1:Q:297:ASN:HD22	1:Q:297:ASN:C	2.05	0.58
1:S:214:SER:HB3	1:S:269:PRO:HA	1.86	0.58
1:S:280:SER:OG	1:S:334:HIS:CE1	2.50	0.58
1:S:474:ARG:HD3	1:S:523:SER:O	2.03	0.58
1:A:324:LEU:HD21	1:L:271:LEU:HD22	1.85	0.57
1:A:324:LEU:HD22	1:L:271:LEU:CD1	2.34	0.57
1:B:271:LEU:CD1	1:R:324:LEU:HD22	2.34	0.57
1:B:280:SER:OG	1:B:334:HIS:CE1	2.50	0.57
1:C:272:ARG:HD2	1:C:274:THR:O	2.04	0.57
1:C:482:SER:O	1:C:483:ASN:CB	2.53	0.57
1:C:503:ILE:CG2	1:C:550:ILE:HD12	2.33	0.57
1:D:221:ILE:HG22	1:D:310:VAL:HG13	1.85	0.57
1:E:187:ILE:CG1	1:E:244:GLN:HG2	2.33	0.57
1:E:230:LYS:HE2	1:O:222:SER:CA	2.33	0.57
1:E:257:ASP:OD1	1:E:258:ALA:N	2.37	0.57
1:F:480:LYS:NZ	1:N:575:TYR:CA	2.52	0.57
1:F:568:LYS:HE2	1:F:581:ASP:OD1	2.05	0.57
1:H:451:TYR:CD1	1:H:457:ILE:CB	2.77	0.57
1:I:526:THR:C	1:I:527:LEU:HD23	2.23	0.57
1:J:272:ARG:HD2	1:J:274:THR:O	2.04	0.57
1:K:507:LYS:N	1:K:508:ILE:HD13	2.18	0.57
1:L:517:ASN:C	1:L:519:ASP:H	2.08	0.57
1:N:507:LYS:N	1:N:508:ILE:HD13	2.18	0.57
1:P:187:ILE:CG1	1:P:244:GLN:HG2	2.33	0.57
1:P:221:ILE:CG2	1:P:310:VAL:HG22	2.32	0.57
1:P:222:SER:OG	1:Q:229:GLY:N	2.30	0.57
1:P:257:ASP:OD1	1:P:258:ALA:N	2.37	0.57
1:P:474:ARG:N	1:P:524:ASP:HA	2.13	0.57
1:Q:221:ILE:HG22	1:Q:310:VAL:HG13	1.85	0.57
1:R:257:ASP:OD1	1:R:258:ALA:N	2.37	0.57

Continued on next page...

Continued from previous page...

Atom-1	Atom-2	Interatomic distance (Å)	Clash overlap (Å)
1:R:598:ASN:C	1:R:598:ASN:HD22	2.07	0.57
1:S:612:ILE:HG22	1:S:618:TRP:HB3	1.84	0.57
1:T:221:ILE:CG2	1:T:310:VAL:HG22	2.32	0.57
1:T:342:ILE:H	1:T:342:ILE:HD12	1.68	0.57
1:T:474:ARG:N	1:T:524:ASP:HA	2.13	0.57
1:A:439:THR:HG23	1:A:457:ILE:CG1	2.35	0.57
1:A:482:SER:O	1:A:483:ASN:CB	2.53	0.57
1:C:162:VAL:HG12	1:C:164:SER:OG	2.03	0.57
1:C:222:SER:CB	1:S:230:LYS:HG2	2.30	0.57
1:C:352:ASN:HB3	1:C:586:GLN:O	2.05	0.57
1:D:205:ALA:HA	1:D:322:PHE:CE2	2.39	0.57
1:D:220:SER:HB3	1:D:263:PRO:HA	1.85	0.57
1:D:226:VAL:HA	1:S:226:VAL:CG2	2.27	0.57
1:E:324:LEU:HD21	1:J:271:LEU:HD22	1.85	0.57
1:F:222:SER:OG	1:K:229:GLY:N	2.30	0.57
1:J:427:SER:OG	1:J:429:LEU:HD22	1.99	0.57
1:K:271:LEU:CD1	1:N:324:LEU:HD22	2.34	0.57
1:K:352:ASN:HB3	1:K:586:GLN:O	2.04	0.57
1:L:205:ALA:HA	1:L:322:PHE:CE2	2.40	0.57
1:O:205:ALA:HA	1:O:322:PHE:CE2	2.40	0.57
1:Q:205:ALA:HA	1:Q:322:PHE:CE2	2.40	0.57
1:Q:482:SER:O	1:Q:483:ASN:CB	2.53	0.57
1:Q:517:ASN:C	1:Q:519:ASP:H	2.08	0.57
1:R:368:PHE:HB3	1:R:544:ARG:NH1	2.20	0.57
1:S:297:ASN:HD22	1:S:297:ASN:C	2.05	0.57
1:A:272:ARG:HD2	1:A:274:THR:O	2.04	0.57
1:B:324:LEU:HD21	1:F:271:LEU:HD22	1.85	0.57
1:B:591:SER:HA	1:B:594:LEU:HD12	1.87	0.57
1:C:439:THR:HG23	1:C:457:ILE:CG1	2.35	0.57
1:D:474:ARG:N	1:D:524:ASP:HA	2.13	0.57
1:E:440:SER:CB	1:E:443:THR:OG1	2.51	0.57
1:E:482:SER:O	1:E:483:ASN:CB	2.52	0.57
1:E:568:LYS:HE2	1:E:581:ASP:OD1	2.05	0.57
1:F:257:ASP:OD1	1:F:258:ALA:N	2.37	0.57
1:F:324:LEU:HD22	1:R:271:LEU:CD1	2.34	0.57
1:G:220:SER:HB3	1:G:263:PRO:HA	1.85	0.57
1:H:189:PHE:CD1	1:H:289:ILE:HB	2.38	0.57
1:H:205:ALA:HA	1:H:322:PHE:CE2	2.40	0.57
1:H:484:THR:HG23	1:H:485:ALA:H	1.70	0.57
1:H:568:LYS:HE2	1:H:581:ASP:OD1	2.05	0.57
1:I:162:VAL:HG12	1:I:164:SER:OG	2.03	0.57

Continued on next page...

Continued from previous page...

Atom-1	Atom-2	Interatomic distance (Å)	Clash overlap (Å)
1:I:439:THR:HG23	1:I:457:ILE:CG1	2.34	0.57
1:J:221:ILE:HG22	1:J:310:VAL:HG13	1.85	0.57
1:J:482:SER:O	1:J:483:ASN:CB	2.53	0.57
1:J:605:SER:CB	1:J:650:ILE:HG23	2.27	0.57
1:K:205:ALA:HA	1:K:322:PHE:CE2	2.40	0.57
1:K:395:ILE:H	1:K:395:ILE:CD1	2.15	0.57
1:L:214:SER:HB3	1:L:269:PRO:HA	1.86	0.57
1:L:259:ARG:HA	1:T:259:ARG:NH1	2.16	0.57
1:L:484:THR:HG23	1:L:485:ALA:H	1.70	0.57
1:M:257:ASP:OD1	1:M:258:ALA:N	2.37	0.57
1:M:427:SER:OG	1:M:429:LEU:HD22	1.99	0.57
1:N:220:SER:HB3	1:N:263:PRO:HA	1.85	0.57
1:N:401:GLU:CD	1:N:402:LYS:N	2.58	0.57
1:N:482:SER:O	1:N:483:ASN:CB	2.52	0.57
1:N:576:VAL:HG12	1:N:577:ILE:HG12	1.87	0.57
1:O:368:PHE:HB3	1:O:544:ARG:NH1	2.20	0.57
1:R:221:ILE:HG22	1:R:310:VAL:CG2	2.33	0.57
1:R:401:GLU:CD	1:R:402:LYS:N	2.58	0.57
1:S:439:THR:HG1	1:S:457:ILE:H	1.51	0.57
1:A:352:ASN:HB3	1:A:586:GLN:O	2.05	0.57
1:B:257:ASP:OD1	1:B:258:ALA:N	2.37	0.57
1:B:271:LEU:HD22	1:R:324:LEU:HD21	1.85	0.57
1:C:401:GLU:CD	1:C:402:LYS:N	2.58	0.57
1:D:555:GLU:O	1:D:556:THR:HG22	2.01	0.57
1:D:576:VAL:HG12	1:D:577:ILE:HG12	1.87	0.57
1:E:205:ALA:HA	1:E:322:PHE:CE2	2.40	0.57
1:E:327:PRO:HG2	1:J:237:PRO:HD2	1.84	0.57
1:I:401:GLU:CD	1:I:402:LYS:N	2.58	0.57
1:J:214:SER:HB3	1:J:269:PRO:HA	1.86	0.57
1:K:176:VAL:HG12	1:K:177:ASN:N	2.20	0.57
1:K:576:VAL:HG12	1:K:577:ILE:HG12	1.87	0.57
1:L:165:GLU:OE1	1:S:325:LEU:HB3	1.91	0.57
1:L:272:ARG:HD2	1:L:274:THR:O	2.04	0.57
1:M:408:ALA:HB1	1:M:411:PHE:CD2	2.40	0.57
1:M:439:THR:HG23	1:M:457:ILE:CG1	2.34	0.57
1:O:402:LYS:HD3	1:O:511:PHE:CE2	2.34	0.57
1:O:598:ASN:C	1:O:598:ASN:HD22	2.07	0.57
1:P:439:THR:HG23	1:P:457:ILE:CG1	2.34	0.57
1:R:220:SER:HB3	1:R:263:PRO:HA	1.85	0.57
1:S:503:ILE:CG2	1:S:550:ILE:HD12	2.33	0.57
1:T:221:ILE:HG22	1:T:310:VAL:HG13	1.85	0.57

Continued on next page...

Continued from previous page...

Atom-1	Atom-2	Interatomic distance (Å)	Clash overlap (Å)
1:T:257:ASP:OD1	1:T:258:ALA:N	2.37	0.57
1:A:257:ASP:OD1	1:A:258:ALA:N	2.37	0.57
1:A:402:LYS:HZ2	1:A:511:PHE:HE2	1.51	0.57
1:B:484:THR:HG23	1:B:485:ALA:H	1.70	0.57
1:C:257:ASP:OD1	1:C:258:ALA:N	2.37	0.57
1:D:214:SER:HB3	1:D:269:PRO:HA	1.86	0.57
1:D:257:ASP:OD1	1:D:258:ALA:N	2.37	0.57
1:D:408:ALA:HB1	1:D:411:PHE:CD2	2.40	0.57
1:D:484:THR:HG23	1:D:485:ALA:H	1.70	0.57
1:E:401:GLU:CD	1:E:402:LYS:N	2.58	0.57
1:F:176:VAL:HG12	1:F:177:ASN:N	2.20	0.57
1:G:401:GLU:CD	1:G:402:LYS:N	2.58	0.57
1:G:576:VAL:HG12	1:G:577:ILE:HG12	1.87	0.57
1:H:257:ASP:OD1	1:H:258:ALA:N	2.37	0.57
1:H:368:PHE:HB3	1:H:544:ARG:NH1	2.20	0.57
1:H:576:VAL:HG12	1:H:577:ILE:HG12	1.87	0.57
1:I:272:ARG:HD2	1:I:274:THR:O	2.04	0.57
1:I:576:VAL:HG12	1:I:577:ILE:HG12	1.87	0.57
1:I:591:SER:HA	1:I:594:LEU:HD12	1.87	0.57
1:M:229:GLY:N	1:R:222:SER:OG	2.30	0.57
1:M:598:ASN:C	1:M:598:ASN:HD22	2.07	0.57
1:N:440:SER:CB	1:N:443:THR:OG1	2.51	0.57
1:Q:257:ASP:OD1	1:Q:258:ALA:N	2.37	0.57
1:Q:598:ASN:C	1:Q:598:ASN:HD22	2.07	0.57
1:Q:605:SER:CB	1:Q:650:ILE:HG21	2.29	0.57
1:R:205:ALA:HA	1:R:322:PHE:CE2	2.40	0.57
1:R:272:ARG:HD2	1:R:274:THR:O	2.05	0.57
1:S:272:ARG:HD2	1:S:274:THR:O	2.04	0.57
1:S:324:LEU:CD2	1:T:271:LEU:CD2	2.81	0.57
1:S:474:ARG:N	1:S:524:ASP:HA	2.13	0.57
1:A:517:ASN:C	1:A:519:ASP:H	2.08	0.57
1:A:576:VAL:HG12	1:A:577:ILE:HG12	1.87	0.57
1:B:401:GLU:OE1	1:B:402:LYS:N	2.38	0.57
1:B:482:SER:O	1:B:483:ASN:CB	2.53	0.57
1:C:176:VAL:HG12	1:C:177:ASN:N	2.20	0.57
1:C:221:ILE:HG22	1:C:310:VAL:HG13	1.86	0.57
1:C:576:VAL:HG12	1:C:577:ILE:HG12	1.87	0.57
1:E:408:ALA:HB1	1:E:411:PHE:CD2	2.40	0.57
1:F:221:ILE:HG22	1:F:310:VAL:HG13	1.86	0.57
1:F:591:SER:HA	1:F:594:LEU:HD12	1.87	0.57
1:G:187:ILE:H	1:G:244:GLN:HE21	1.51	0.57

Continued on next page...

Continued from previous page...

Atom-1	Atom-2	Interatomic distance (Å)	Clash overlap (Å)
1:G:484:THR:HG23	1:G:485:ALA:H	1.69	0.57
1:I:176:VAL:HG12	1:I:177:ASN:N	2.20	0.57
1:I:297:ASN:HD22	1:I:297:ASN:C	2.05	0.57
1:J:598:ASN:C	1:J:598:ASN:HD22	2.07	0.57
1:K:474:ARG:N	1:K:524:ASP:HA	2.13	0.57
1:K:568:LYS:HE2	1:K:581:ASP:OD1	2.05	0.57
1:L:555:GLU:O	1:L:556:THR:HG22	2.01	0.57
1:M:221:ILE:HG22	1:M:310:VAL:HG13	1.85	0.57
1:N:176:VAL:HG12	1:N:177:ASN:N	2.20	0.57
1:N:408:ALA:HB1	1:N:411:PHE:CD2	2.40	0.57
1:Q:165:GLU:OE1	1:R:325:LEU:HB3	1.92	0.57
1:Q:401:GLU:CD	1:Q:402:LYS:N	2.58	0.57
1:Q:451:TYR:CD1	1:Q:458:VAL:N	2.72	0.57
1:Q:568:LYS:HE2	1:Q:581:ASP:OD1	2.05	0.57
1:R:427:SER:OG	1:R:429:LEU:HD22	1.99	0.57
1:R:568:LYS:HE2	1:R:581:ASP:OD1	2.05	0.57
1:R:591:SER:HA	1:R:594:LEU:HD12	1.87	0.57
1:S:368:PHE:HB3	1:S:544:ARG:NH1	2.20	0.57
1:S:401:GLU:CD	1:S:402:LYS:N	2.58	0.57
1:T:205:ALA:HA	1:T:322:PHE:CE2	2.40	0.57
1:T:272:ARG:HD2	1:T:274:THR:O	2.04	0.57
1:T:484:THR:HG23	1:T:485:ALA:H	1.70	0.57
1:A:205:ALA:HA	1:A:322:PHE:CE2	2.39	0.57
1:A:255:LEU:HD11	1:B:313:GLU:OE1	1.95	0.57
1:A:591:SER:HA	1:A:594:LEU:HD12	1.87	0.57
1:B:214:SER:HB3	1:B:269:PRO:HA	1.86	0.57
1:B:352:ASN:HB3	1:B:586:GLN:O	2.05	0.57
1:D:271:LEU:CD2	1:L:324:LEU:CD2	2.81	0.57
1:D:424:THR:HG22	1:D:425:ILE:N	2.20	0.57
1:F:214:SER:HB3	1:F:269:PRO:HA	1.86	0.57
1:F:439:THR:HG23	1:F:457:ILE:CG1	2.34	0.57
1:G:162:VAL:HG12	1:G:164:SER:OG	2.03	0.57
1:G:189:PHE:CD1	1:G:289:ILE:HB	2.39	0.57
1:G:368:PHE:HB3	1:G:544:ARG:NH1	2.20	0.57
1:H:395:ILE:H	1:H:395:ILE:CD1	2.15	0.57
1:H:482:SER:O	1:H:483:ASN:CB	2.53	0.57
1:I:205:ALA:HA	1:I:322:PHE:CE2	2.40	0.57
1:I:352:ASN:HB3	1:I:586:GLN:O	2.05	0.57
1:K:591:SER:HA	1:K:594:LEU:HD12	1.87	0.57
1:L:368:PHE:HB3	1:L:544:ARG:NH1	2.20	0.57
1:L:401:GLU:CD	1:L:402:LYS:N	2.58	0.57

Continued on next page...

Continued from previous page...

Atom-1	Atom-2	Interatomic distance (Å)	Clash overlap (Å)
1:L:576:VAL:HG12	1:L:577:ILE:HG12	1.87	0.57
1:M:187:ILE:CG1	1:M:244:GLN:HG2	2.33	0.57
1:M:205:ALA:HA	1:M:322:PHE:CE2	2.40	0.57
1:M:591:SER:HA	1:M:594:LEU:HD12	1.87	0.57
1:N:484:THR:HG23	1:N:485:ALA:H	1.70	0.57
1:Q:484:THR:HG23	1:Q:485:ALA:H	1.70	0.57
1:Q:591:SER:HA	1:Q:594:LEU:HD12	1.87	0.57
1:R:440:SER:CB	1:R:443:THR:OG1	2.51	0.57
1:S:187:ILE:H	1:S:244:GLN:HE21	1.51	0.57
1:T:427:SER:OG	1:T:429:LEU:HD22	1.99	0.57
1:T:503:ILE:CG2	1:T:550:ILE:HD12	2.33	0.57
1:T:576:VAL:HG12	1:T:577:ILE:HG12	1.87	0.57
1:A:176:VAL:HG12	1:A:177:ASN:N	2.20	0.57
1:A:408:ALA:HB1	1:A:411:PHE:CD2	2.40	0.57
1:B:576:VAL:HG12	1:B:577:ILE:HG12	1.87	0.57
1:C:568:LYS:HE2	1:C:581:ASP:OD1	2.05	0.57
1:C:598:ASN:C	1:C:598:ASN:HD22	2.07	0.57
1:E:352:ASN:HB3	1:E:586:GLN:O	2.05	0.57
1:F:205:ALA:HA	1:F:322:PHE:CE2	2.40	0.57
1:H:352:ASN:HB3	1:H:586:GLN:O	2.05	0.57
1:I:598:ASN:HD22	1:I:598:ASN:C	2.07	0.57
1:J:401:GLU:CD	1:J:402:LYS:N	2.58	0.57
1:J:464:LYS:HA	1:J:533:THR:CG2	2.31	0.57
1:J:568:LYS:HE2	1:J:581:ASP:OD1	2.04	0.57
1:K:221:ILE:CG2	1:K:310:VAL:HG22	2.32	0.57
1:K:257:ASP:OD1	1:K:258:ALA:N	2.37	0.57
1:L:221:ILE:CG2	1:L:310:VAL:HG22	2.32	0.57
1:M:568:LYS:HE2	1:M:581:ASP:OD1	2.05	0.57
1:M:576:VAL:HG12	1:M:577:ILE:HG12	1.87	0.57
1:O:591:SER:HA	1:O:594:LEU:HD12	1.87	0.57
1:P:189:PHE:CD1	1:P:289:ILE:HB	2.38	0.57
1:P:205:ALA:HA	1:P:322:PHE:CE2	2.39	0.57
1:Q:176:VAL:HG12	1:Q:177:ASN:N	2.20	0.57
1:Q:368:PHE:HB3	1:Q:544:ARG:NH1	2.20	0.57
1:S:395:ILE:H	1:S:395:ILE:CD1	2.15	0.57
1:S:408:ALA:HB1	1:S:411:PHE:CD2	2.40	0.57
1:T:352:ASN:HB3	1:T:586:GLN:O	2.05	0.57
1:T:368:PHE:HB3	1:T:544:ARG:NH1	2.20	0.57
1:T:451:TYR:CD1	1:T:458:VAL:N	2.72	0.57
1:D:226:VAL:CG2	1:F:226:VAL:HA	2.26	0.57
1:D:368:PHE:HB3	1:D:544:ARG:NH1	2.20	0.57

Continued on next page...

Continued from previous page...

Atom-1	Atom-2	Interatomic distance (Å)	Clash overlap (Å)
1:D:401:GLU:CD	1:D:402:LYS:N	2.58	0.57
1:D:568:LYS:HE2	1:D:581:ASP:OD1	2.04	0.57
1:D:598:ASN:HD22	1:D:598:ASN:C	2.07	0.57
1:E:297:ASN:HD22	1:E:297:ASN:C	2.05	0.57
1:E:368:PHE:HB3	1:E:544:ARG:NH1	2.20	0.57
1:F:424:THR:HG22	1:F:425:ILE:N	2.20	0.57
1:F:598:ASN:C	1:F:598:ASN:HD22	2.07	0.57
1:H:598:ASN:HD22	1:H:598:ASN:C	2.07	0.57
1:J:257:ASP:OD1	1:J:258:ALA:N	2.37	0.57
1:J:451:TYR:CD1	1:J:458:VAL:N	2.72	0.57
1:K:271:LEU:CB	1:N:324:LEU:HD11	2.34	0.57
1:K:401:GLU:CD	1:K:402:LYS:N	2.58	0.57
1:K:439:THR:HG23	1:K:457:ILE:CG1	2.34	0.57
1:L:352:ASN:HB3	1:L:586:GLN:O	2.05	0.57
1:L:408:ALA:HB1	1:L:411:PHE:CD2	2.40	0.57
1:L:474:ARG:N	1:L:524:ASP:HA	2.13	0.57
1:L:482:SER:O	1:L:483:ASN:CB	2.53	0.57
1:M:352:ASN:HB3	1:M:586:GLN:O	2.04	0.57
1:M:368:PHE:HB3	1:M:544:ARG:NH1	2.20	0.57
1:N:598:ASN:C	1:N:598:ASN:HD22	2.07	0.57
1:O:221:ILE:HG22	1:O:310:VAL:CG2	2.33	0.57
1:O:257:ASP:OD1	1:O:258:ALA:N	2.37	0.57
1:O:401:GLU:CD	1:O:402:LYS:N	2.58	0.57
1:O:408:ALA:HB1	1:O:411:PHE:CD2	2.40	0.57
1:P:402:LYS:HD3	1:P:511:PHE:CG	2.32	0.57
1:P:568:LYS:HE2	1:P:581:ASP:OD1	2.04	0.57
1:P:598:ASN:HD22	1:P:598:ASN:C	2.07	0.57
1:Q:408:ALA:HB1	1:Q:411:PHE:CD2	2.40	0.57
1:R:484:THR:HG23	1:R:485:ALA:H	1.70	0.57
1:S:324:LEU:HD11	1:T:271:LEU:CB	2.35	0.57
1:S:352:ASN:HB3	1:S:586:GLN:O	2.05	0.57
1:S:401:GLU:OE1	1:S:402:LYS:N	2.38	0.57
1:S:568:LYS:HE2	1:S:581:ASP:OD1	2.04	0.57
1:T:176:VAL:HG12	1:T:177:ASN:N	2.20	0.57
1:T:408:ALA:HB1	1:T:411:PHE:CD2	2.40	0.57
1:A:221:ILE:HG22	1:A:310:VAL:HG13	1.85	0.57
1:A:401:GLU:CD	1:A:402:LYS:N	2.58	0.57
1:B:401:GLU:CD	1:B:402:LYS:N	2.58	0.57
1:B:439:THR:HG23	1:B:457:ILE:CG1	2.35	0.57
1:B:517:ASN:C	1:B:519:ASP:H	2.08	0.57
1:D:272:ARG:HD2	1:D:274:THR:O	2.04	0.57

Continued on next page...

Continued from previous page...

Atom-1	Atom-2	Interatomic distance (Å)	Clash overlap (Å)
1:E:190:LYS:HB2	1:E:652:LEU:CD1	2.24	0.57
1:E:259:ARG:HA	1:L:259:ARG:NH1	2.16	0.57
1:E:341:LEU:HB2	1:E:342:ILE:CD1	2.35	0.57
1:E:424:THR:HG22	1:E:425:ILE:N	2.20	0.57
1:E:576:VAL:HG12	1:E:577:ILE:HG12	1.87	0.57
1:E:610:ARG:HH21	1:E:648:MET:CE	2.18	0.57
1:F:297:ASN:HD22	1:F:297:ASN:C	2.05	0.57
1:F:451:TYR:CD1	1:F:458:VAL:N	2.72	0.57
1:G:222:SER:OG	1:N:229:GLY:N	2.30	0.57
1:H:176:VAL:HG12	1:H:177:ASN:N	2.20	0.57
1:H:255:LEU:HD11	1:T:313:GLU:OE1	1.95	0.57
1:H:401:GLU:CD	1:H:402:LYS:N	2.58	0.57
1:H:440:SER:CB	1:H:443:THR:OG1	2.51	0.57
1:L:187:ILE:H	1:L:244:GLN:HE21	1.50	0.57
1:M:272:ARG:HD2	1:M:274:THR:O	2.04	0.57
1:M:424:THR:HG22	1:M:425:ILE:N	2.20	0.57
1:M:517:ASN:C	1:M:519:ASP:H	2.08	0.57
1:N:214:SER:HB3	1:N:269:PRO:HA	1.86	0.57
1:N:272:ARG:HD2	1:N:274:THR:O	2.04	0.57
1:N:354:TYR:OH	1:N:467:TYR:CE2	2.58	0.57
1:O:439:THR:HG23	1:O:457:ILE:CG1	2.35	0.57
1:P:218:ARG:HB2	1:P:265:VAL:CG2	2.34	0.57
1:P:272:ARG:HD2	1:P:274:THR:O	2.04	0.57
1:P:401:GLU:CD	1:P:402:LYS:N	2.58	0.57
1:P:517:ASN:C	1:P:519:ASP:H	2.08	0.57
1:R:189:PHE:CD1	1:R:289:ILE:HB	2.38	0.57
1:R:214:SER:HB3	1:R:269:PRO:HA	1.86	0.57
1:S:257:ASP:OD1	1:S:258:ALA:N	2.37	0.57
1:A:610:ARG:HH21	1:A:648:MET:CE	2.19	0.56
1:B:598:ASN:C	1:B:598:ASN:HD22	2.07	0.56
1:C:205:ALA:HA	1:C:322:PHE:CE2	2.40	0.56
1:D:503:ILE:CG2	1:D:550:ILE:HD12	2.33	0.56
1:D:517:ASN:C	1:D:519:ASP:H	2.08	0.56
1:F:221:ILE:HG22	1:F:310:VAL:CG2	2.33	0.56
1:G:272:ARG:HD2	1:G:274:THR:O	2.05	0.56
1:G:352:ASN:HB3	1:G:586:GLN:O	2.04	0.56
1:G:354:TYR:OH	1:G:467:TYR:CE2	2.58	0.56
1:G:408:ALA:HB1	1:G:411:PHE:CD2	2.40	0.56
1:G:610:ARG:HH21	1:G:648:MET:CE	2.18	0.56
1:H:272:ARG:HD2	1:H:274:THR:O	2.04	0.56
1:K:368:PHE:HB3	1:K:544:ARG:NH1	2.20	0.56

Continued on next page...

Continued from previous page...

Atom-1	Atom-2	Interatomic distance (Å)	Clash overlap (Å)
1:K:598:ASN:C	1:K:598:ASN:HD22	2.07	0.56
1:L:341:LEU:HB2	1:L:342:ILE:CD1	2.35	0.56
1:L:424:THR:HG22	1:L:425:ILE:N	2.20	0.56
1:M:271:LEU:CB	1:Q:324:LEU:HD11	2.35	0.56
1:M:484:THR:HG23	1:M:485:ALA:H	1.70	0.56
1:N:368:PHE:HB3	1:N:544:ARG:NH1	2.20	0.56
1:N:568:LYS:HE2	1:N:581:ASP:OD1	2.04	0.56
1:O:341:LEU:HB2	1:O:342:ILE:CD1	2.35	0.56
1:P:368:PHE:HB3	1:P:544:ARG:NH1	2.20	0.56
1:P:533:THR:O	1:P:535:ILE:HG23	2.06	0.56
1:P:591:SER:HA	1:P:594:LEU:HD12	1.87	0.56
1:Q:189:PHE:CD1	1:Q:289:ILE:HB	2.38	0.56
1:Q:439:THR:HG23	1:Q:457:ILE:CG1	2.35	0.56
1:R:401:GLU:OE1	1:R:402:LYS:N	2.38	0.56
1:R:403:LEU:CD2	1:R:514:ASN:HD21	2.19	0.56
1:S:327:PRO:HG2	1:T:237:PRO:CD	2.31	0.56
1:T:190:LYS:HB2	1:T:652:LEU:CD1	2.24	0.56
1:T:601:LEU:CD1	1:T:650:ILE:CG1	2.62	0.56
1:A:221:ILE:CG2	1:A:310:VAL:HG22	2.32	0.56
1:A:403:LEU:CD2	1:A:514:ASN:HD21	2.19	0.56
1:A:568:LYS:HE2	1:A:581:ASP:OD1	2.05	0.56
1:C:424:THR:HG22	1:C:425:ILE:N	2.20	0.56
1:C:484:THR:HG23	1:C:485:ALA:H	1.70	0.56
1:C:591:SER:HA	1:C:594:LEU:HD12	1.87	0.56
1:D:352:ASN:HB3	1:D:586:GLN:O	2.05	0.56
1:D:401:GLU:OE1	1:D:402:LYS:N	2.38	0.56
1:D:439:THR:HG23	1:D:457:ILE:CG1	2.34	0.56
1:D:591:SER:HA	1:D:594:LEU:HD12	1.87	0.56
1:F:352:ASN:HB3	1:F:586:GLN:O	2.05	0.56
1:F:482:SER:O	1:F:483:ASN:CB	2.52	0.56
1:G:214:SER:HB3	1:G:269:PRO:HA	1.86	0.56
1:G:226:VAL:CG2	1:N:226:VAL:HA	2.27	0.56
1:H:297:ASN:HD22	1:H:297:ASN:C	2.05	0.56
1:H:439:THR:HG23	1:H:457:ILE:CG1	2.35	0.56
1:I:368:PHE:HB3	1:I:544:ARG:NH1	2.20	0.56
1:I:424:THR:HG22	1:I:425:ILE:N	2.20	0.56
1:J:205:ALA:HA	1:J:322:PHE:CE2	2.40	0.56
1:J:408:ALA:HB1	1:J:411:PHE:CD2	2.40	0.56
1:K:427:SER:OG	1:K:429:LEU:HD22	1.99	0.56
1:M:401:GLU:CD	1:M:402:LYS:N	2.58	0.56
1:M:440:SER:CB	1:M:443:THR:OG1	2.51	0.56

Continued on next page...

Continued from previous page...

Atom-1	Atom-2	Interatomic distance (Å)	Clash overlap (Å)
1:M:533:THR:O	1:M:535:ILE:HG23	2.05	0.56
1:O:272:ARG:HD2	1:O:274:THR:O	2.04	0.56
1:O:482:SER:O	1:O:483:ASN:CB	2.53	0.56
1:P:176:VAL:HG12	1:P:177:ASN:N	2.20	0.56
1:Q:341:LEU:HB2	1:Q:342:ILE:CD1	2.36	0.56
1:Q:576:VAL:HG12	1:Q:577:ILE:HG12	1.87	0.56
1:R:341:LEU:HB2	1:R:342:ILE:CD1	2.35	0.56
1:R:424:THR:HG22	1:R:425:ILE:N	2.20	0.56
1:S:591:SER:HA	1:S:594:LEU:HD12	1.87	0.56
1:A:453:SER:O	1:A:456:GLU:O	2.24	0.56
1:A:484:THR:OG1	1:A:485:ALA:N	2.39	0.56
1:A:510:VAL:CG1	1:A:511:PHE:N	2.45	0.56
1:B:221:ILE:HG22	1:B:310:VAL:CG2	2.33	0.56
1:B:327:PRO:HG2	1:F:237:PRO:HD2	1.84	0.56
1:B:368:PHE:HB3	1:B:544:ARG:NH1	2.20	0.56
1:B:403:LEU:CD2	1:B:514:ASN:HD21	2.19	0.56
1:B:427:SER:HG	1:B:429:LEU:HD21	1.66	0.56
1:B:533:THR:O	1:B:535:ILE:HG23	2.06	0.56
1:C:187:ILE:H	1:C:244:GLN:HE21	1.51	0.56
1:C:189:PHE:CD1	1:C:289:ILE:HB	2.38	0.56
1:C:222:SER:OG	1:S:229:GLY:N	2.30	0.56
1:C:297:ASN:ND2	1:C:297:ASN:C	2.59	0.56
1:C:408:ALA:HB1	1:C:411:PHE:CD2	2.40	0.56
1:C:474:ARG:O	1:C:475:ALA:HB2	2.06	0.56
1:C:533:THR:O	1:C:535:ILE:HG23	2.06	0.56
1:C:610:ARG:HH21	1:C:648:MET:CE	2.19	0.56
1:D:482:SER:O	1:D:483:ASN:CB	2.53	0.56
1:E:221:ILE:HG22	1:E:310:VAL:CG2	2.33	0.56
1:E:474:ARG:O	1:E:475:ALA:HB2	2.06	0.56
1:E:503:ILE:CG2	1:E:550:ILE:HD12	2.33	0.56
1:E:591:SER:HA	1:E:594:LEU:HD12	1.87	0.56
1:F:387:ARG:HH22	1:N:348:LEU:HD21	1.69	0.56
1:F:401:GLU:CD	1:F:402:LYS:N	2.58	0.56
1:F:403:LEU:CD2	1:F:514:ASN:HD21	2.19	0.56
1:F:408:ALA:HB1	1:F:411:PHE:CD2	2.40	0.56
1:F:484:THR:HG23	1:F:485:ALA:H	1.70	0.56
1:G:230:LYS:HG2	1:I:222:SER:CB	2.30	0.56
1:G:427:SER:OG	1:G:429:LEU:HD22	1.99	0.56
1:G:598:ASN:C	1:G:598:ASN:HD22	2.07	0.56
1:H:354:TYR:OH	1:H:467:TYR:CE2	2.58	0.56
1:H:403:LEU:CD2	1:H:514:ASN:HD21	2.19	0.56

Continued on next page...

Continued from previous page...

Atom-1	Atom-2	Interatomic distance (Å)	Clash overlap (Å)
1:H:533:THR:O	1:H:535:ILE:HG23	2.06	0.56
1:H:591:SER:HA	1:H:594:LEU:HD12	1.87	0.56
1:I:214:SER:HB3	1:I:269:PRO:HA	1.86	0.56
1:I:229:GLY:N	1:M:222:SER:OG	2.30	0.56
1:I:341:LEU:HB2	1:I:342:ILE:CD1	2.36	0.56
1:I:354:TYR:OH	1:I:467:TYR:CE2	2.58	0.56
1:I:453:SER:O	1:I:456:GLU:O	2.24	0.56
1:J:221:ILE:HG22	1:J:310:VAL:CG2	2.33	0.56
1:J:352:ASN:HB3	1:J:586:GLN:O	2.05	0.56
1:J:503:ILE:CG2	1:J:550:ILE:HD12	2.33	0.56
1:J:591:SER:HA	1:J:594:LEU:HD12	1.87	0.56
1:J:610:ARG:HH21	1:J:648:MET:CE	2.19	0.56
1:K:440:SER:CB	1:K:443:THR:OG1	2.51	0.56
1:K:484:THR:HG23	1:K:485:ALA:H	1.70	0.56
1:K:517:ASN:C	1:K:519:ASP:H	2.08	0.56
1:L:403:LEU:CD2	1:L:514:ASN:HD21	2.19	0.56
1:L:439:THR:HG23	1:L:457:ILE:CG1	2.35	0.56
1:L:451:TYR:CD1	1:L:457:ILE:CB	2.77	0.56
1:L:591:SER:HA	1:L:594:LEU:HD12	1.87	0.56
1:M:341:LEU:HB2	1:M:342:ILE:CD1	2.36	0.56
1:M:451:TYR:CD1	1:M:458:VAL:N	2.72	0.56
1:M:482:SER:O	1:M:483:ASN:CB	2.53	0.56
1:N:205:ALA:HA	1:N:322:PHE:CE2	2.40	0.56
1:N:257:ASP:OD1	1:N:258:ALA:N	2.37	0.56
1:N:341:LEU:HB2	1:N:342:ILE:CD1	2.36	0.56
1:N:424:THR:HG22	1:N:425:ILE:N	2.20	0.56
1:N:451:TYR:CD1	1:N:458:VAL:N	2.72	0.56
1:N:610:ARG:HH21	1:N:648:MET:CE	2.18	0.56
1:O:214:SER:HB3	1:O:269:PRO:HA	1.86	0.56
1:O:352:ASN:HB3	1:O:586:GLN:O	2.05	0.56
1:P:352:ASN:HB3	1:P:586:GLN:O	2.05	0.56
1:P:402:LYS:HD3	1:P:511:PHE:CE2	2.34	0.56
1:P:408:ALA:HB1	1:P:411:PHE:CD2	2.40	0.56
1:Q:401:GLU:OE1	1:Q:402:LYS:N	2.38	0.56
1:R:408:ALA:HB1	1:R:411:PHE:CD2	2.40	0.56
1:R:484:THR:OG1	1:R:485:ALA:N	2.39	0.56
1:S:221:ILE:HG22	1:S:310:VAL:HG13	1.85	0.56
1:S:324:LEU:HD21	1:T:271:LEU:HD22	1.85	0.56
1:S:403:LEU:CD2	1:S:514:ASN:HD21	2.19	0.56
1:S:453:SER:O	1:S:456:GLU:O	2.24	0.56
1:S:576:VAL:HG12	1:S:577:ILE:HG12	1.87	0.56

Continued on next page...

Continued from previous page...

Atom-1	Atom-2	Interatomic distance (Å)	Clash overlap (Å)
1:T:403:LEU:CD2	1:T:514:ASN:HD21	2.19	0.56
1:T:439:THR:HG23	1:T:457:ILE:CG1	2.34	0.56
1:A:368:PHE:HB3	1:A:544:ARG:NH1	2.20	0.56
1:A:555:GLU:O	1:A:556:THR:HG22	2.01	0.56
1:B:205:ALA:HA	1:B:322:PHE:CE2	2.40	0.56
1:B:324:LEU:CD2	1:F:271:LEU:CD2	2.81	0.56
1:B:451:TYR:CD1	1:B:458:VAL:N	2.72	0.56
1:D:176:VAL:HG12	1:D:177:ASN:N	2.20	0.56
1:D:342:ILE:H	1:D:342:ILE:HD12	1.68	0.56
1:G:482:SER:O	1:G:483:ASN:CB	2.53	0.56
1:G:517:ASN:C	1:G:519:ASP:H	2.08	0.56
1:H:451:TYR:CD1	1:H:458:VAL:N	2.72	0.56
1:H:610:ARG:HH21	1:H:648:MET:CE	2.18	0.56
1:J:341:LEU:HB2	1:J:342:ILE:CD1	2.35	0.56
1:J:354:TYR:OH	1:J:467:TYR:CE2	2.58	0.56
1:K:408:ALA:HB1	1:K:411:PHE:CD2	2.40	0.56
1:L:453:SER:O	1:L:456:GLU:O	2.24	0.56
1:N:439:THR:HG23	1:N:457:ILE:CG1	2.35	0.56
1:Q:427:SER:OG	1:Q:429:LEU:HD22	1.99	0.56
1:R:176:VAL:HG12	1:R:177:ASN:N	2.20	0.56
1:R:503:ILE:CG2	1:R:550:ILE:HD12	2.33	0.56
1:R:533:THR:O	1:R:535:ILE:HG23	2.06	0.56
1:S:424:THR:HG22	1:S:425:ILE:N	2.20	0.56
1:S:482:SER:O	1:S:483:ASN:CB	2.52	0.56
1:S:533:THR:O	1:S:535:ILE:HG23	2.06	0.56
1:A:190:LYS:HB2	1:A:652:LEU:CD1	2.24	0.56
1:A:214:SER:HB3	1:A:269:PRO:HA	1.86	0.56
1:A:424:THR:HG22	1:A:425:ILE:N	2.20	0.56
1:A:484:THR:HG23	1:A:485:ALA:H	1.70	0.56
1:B:324:LEU:HD22	1:F:271:LEU:CD1	2.34	0.56
1:B:342:ILE:H	1:B:342:ILE:HD12	1.68	0.56
1:B:354:TYR:OH	1:B:467:TYR:CE2	2.58	0.56
1:B:568:LYS:HE2	1:B:581:ASP:OD1	2.05	0.56
1:C:354:TYR:OH	1:C:467:TYR:CE2	2.58	0.56
1:C:403:LEU:CD2	1:C:514:ASN:HD21	2.19	0.56
1:E:427:SER:OG	1:E:429:LEU:HD22	1.99	0.56
1:E:484:THR:HG23	1:E:485:ALA:H	1.70	0.56
1:E:533:THR:O	1:E:535:ILE:HG23	2.06	0.56
1:F:272:ARG:HD2	1:F:274:THR:O	2.04	0.56
1:F:297:ASN:C	1:F:297:ASN:ND2	2.59	0.56
1:F:368:PHE:HB3	1:F:544:ARG:NH1	2.20	0.56

Continued on next page...

Continued from previous page...

Atom-1	Atom-2	Interatomic distance (Å)	Clash overlap (Å)
1:G:403:LEU:CD2	1:G:514:ASN:HD21	2.19	0.56
1:G:439:THR:HG23	1:G:457:ILE:CG1	2.34	0.56
1:H:297:ASN:C	1:H:297:ASN:ND2	2.59	0.56
1:I:482:SER:O	1:I:483:ASN:CB	2.52	0.56
1:I:533:THR:O	1:I:535:ILE:HG23	2.05	0.56
1:K:272:ARG:HD2	1:K:274:THR:O	2.04	0.56
1:L:176:VAL:HG12	1:L:177:ASN:N	2.20	0.56
1:O:533:THR:O	1:O:535:ILE:HG23	2.06	0.56
1:P:403:LEU:CD2	1:P:514:ASN:HD21	2.18	0.56
1:P:453:SER:O	1:P:456:GLU:O	2.24	0.56
1:Q:352:ASN:HB3	1:Q:586:GLN:O	2.04	0.56
1:R:352:ASN:HB3	1:R:586:GLN:O	2.05	0.56
1:R:439:THR:HG23	1:R:457:ILE:CG1	2.34	0.56
1:S:205:ALA:HA	1:S:322:PHE:CE2	2.39	0.56
1:T:199:PRO:O	1:T:202:THR:HG22	2.06	0.56
1:T:221:ILE:HG22	1:T:310:VAL:CG2	2.33	0.56
1:T:297:ASN:HD22	1:T:297:ASN:C	2.05	0.56
1:T:401:GLU:CD	1:T:402:LYS:N	2.58	0.56
1:T:453:SER:O	1:T:456:GLU:O	2.24	0.56
1:T:503:ILE:C	1:T:503:ILE:CD1	2.74	0.56
1:T:533:THR:O	1:T:535:ILE:HG23	2.06	0.56
1:T:568:LYS:HE2	1:T:581:ASP:OD1	2.04	0.56
1:A:348:LEU:HD21	1:E:387:ARG:HH22	1.69	0.56
1:B:237:PRO:HD2	1:R:327:PRO:HG2	1.84	0.56
1:B:272:ARG:HD2	1:B:274:THR:O	2.04	0.56
1:B:325:LEU:CD2	1:D:165:GLU:CB	2.82	0.56
1:B:408:ALA:HB1	1:B:411:PHE:CD2	2.40	0.56
1:C:341:LEU:HB2	1:C:342:ILE:CD1	2.35	0.56
1:C:517:ASN:C	1:C:519:ASP:H	2.08	0.56
1:D:271:LEU:CB	1:L:324:LEU:HD11	2.35	0.56
1:D:403:LEU:CD2	1:D:514:ASN:HD21	2.19	0.56
1:E:176:VAL:HG12	1:E:177:ASN:N	2.20	0.56
1:E:272:ARG:HD2	1:E:274:THR:O	2.04	0.56
1:E:439:THR:HG23	1:E:457:ILE:CG1	2.35	0.56
1:E:474:ARG:N	1:E:524:ASP:HA	2.13	0.56
1:F:189:PHE:CD1	1:F:289:ILE:HB	2.39	0.56
1:G:176:VAL:HG12	1:G:177:ASN:N	2.20	0.56
1:G:221:ILE:CG2	1:G:310:VAL:HG22	2.32	0.56
1:G:568:LYS:HE2	1:G:581:ASP:OD1	2.05	0.56
1:G:591:SER:HA	1:G:594:LEU:HD12	1.87	0.56
1:I:408:ALA:HB1	1:I:411:PHE:CD2	2.40	0.56

Continued on next page...

Continued from previous page...

Atom-1	Atom-2	Interatomic distance (Å)	Clash overlap (Å)
1:J:176:VAL:HG12	1:J:177:ASN:N	2.20	0.56
1:J:368:PHE:HB3	1:J:544:ARG:NH1	2.20	0.56
1:J:439:THR:HG23	1:J:457:ILE:CG1	2.34	0.56
1:K:482:SER:O	1:K:483:ASN:CB	2.53	0.56
1:L:297:ASN:HD22	1:L:297:ASN:C	2.05	0.56
1:M:354:TYR:OH	1:M:467:TYR:CE2	2.58	0.56
1:M:465:SER:HA	1:M:532:TYR:CZ	2.41	0.56
1:N:403:LEU:CD2	1:N:514:ASN:HD21	2.19	0.56
1:N:464:LYS:HA	1:N:533:THR:CG2	2.31	0.56
1:N:533:THR:O	1:N:535:ILE:HG23	2.06	0.56
1:O:568:LYS:HE2	1:O:581:ASP:OD1	2.05	0.56
1:O:576:VAL:HG12	1:O:577:ILE:HG12	1.87	0.56
1:O:610:ARG:HH21	1:O:648:MET:CE	2.19	0.56
1:P:341:LEU:HB2	1:P:342:ILE:CD1	2.35	0.56
1:Q:354:TYR:OH	1:Q:467:TYR:CE2	2.58	0.56
1:Q:453:SER:O	1:Q:456:GLU:O	2.24	0.56
1:Q:610:ARG:HH21	1:Q:648:MET:CE	2.19	0.56
1:T:591:SER:HA	1:T:594:LEU:HD12	1.87	0.56
1:B:226:VAL:HA	1:Q:226:VAL:CG2	2.26	0.56
1:B:474:ARG:O	1:B:475:ALA:HB2	2.06	0.56
1:C:451:TYR:CD1	1:C:458:VAL:N	2.72	0.56
1:D:401:GLU:CD	1:D:402:LYS:HG3	2.26	0.56
1:D:465:SER:HA	1:D:532:TYR:CZ	2.41	0.56
1:D:474:ARG:O	1:D:475:ALA:HB2	2.06	0.56
1:E:226:VAL:CG2	1:L:226:VAL:HA	2.27	0.56
1:E:503:ILE:C	1:E:503:ILE:CD1	2.74	0.56
1:F:576:VAL:HG12	1:F:577:ILE:HG12	1.87	0.56
1:G:199:PRO:O	1:G:202:THR:HG22	2.06	0.56
1:G:221:ILE:HG22	1:G:310:VAL:CG2	2.33	0.56
1:I:503:ILE:CG2	1:I:550:ILE:HD12	2.33	0.56
1:J:222:SER:CB	1:P:230:LYS:HG2	2.30	0.56
1:J:484:THR:HG23	1:J:485:ALA:H	1.70	0.56
1:J:484:THR:OG1	1:J:485:ALA:N	2.39	0.56
1:K:424:THR:HG22	1:K:425:ILE:N	2.20	0.56
1:K:482:SER:OG	1:K:483:ASN:N	2.39	0.56
1:M:176:VAL:HG12	1:M:177:ASN:N	2.20	0.56
1:N:465:SER:HA	1:N:532:TYR:CZ	2.41	0.56
1:O:403:LEU:CD2	1:O:514:ASN:HD21	2.19	0.56
1:Q:187:ILE:H	1:Q:244:GLN:HE21	1.51	0.56
1:Q:484:THR:OG1	1:Q:485:ALA:N	2.39	0.56
1:R:482:SER:O	1:R:483:ASN:CB	2.52	0.56

Continued on next page...

Continued from previous page...

Atom-1	Atom-2	Interatomic distance (Å)	Clash overlap (Å)
1:S:221:ILE:CG2	1:S:310:VAL:HG22	2.32	0.56
1:S:439:THR:HG23	1:S:457:ILE:CG1	2.34	0.56
1:S:474:ARG:O	1:S:475:ALA:HB2	2.06	0.56
1:A:341:LEU:HB2	1:A:342:ILE:CD1	2.35	0.56
1:A:465:SER:HA	1:A:532:TYR:CZ	2.41	0.56
1:B:424:THR:HG22	1:B:425:ILE:N	2.20	0.56
1:B:458:VAL:HG12	1:B:458:VAL:O	2.06	0.56
1:B:610:ARG:HH21	1:B:648:MET:CE	2.19	0.56
1:C:218:ARG:HB2	1:C:265:VAL:CG2	2.34	0.56
1:C:368:PHE:HB3	1:C:544:ARG:NH1	2.20	0.56
1:D:251:TYR:HD1	1:L:328:PRO:CB	1.75	0.56
1:D:341:LEU:HB2	1:D:342:ILE:CD1	2.36	0.56
1:D:484:THR:OG1	1:D:485:ALA:N	2.39	0.56
1:D:533:THR:O	1:D:535:ILE:HG23	2.06	0.56
1:E:408:ALA:HB1	1:E:411:PHE:HD2	1.71	0.56
1:F:503:ILE:C	1:F:503:ILE:CD1	2.74	0.56
1:G:440:SER:CB	1:G:443:THR:OG1	2.51	0.56
1:H:226:VAL:CG2	1:O:226:VAL:HA	2.26	0.56
1:J:474:ARG:O	1:J:475:ALA:HB2	2.06	0.56
1:K:214:SER:HB3	1:K:269:PRO:HA	1.86	0.56
1:K:474:ARG:O	1:K:475:ALA:HB2	2.06	0.56
1:K:533:THR:O	1:K:535:ILE:HG23	2.05	0.56
1:L:199:PRO:O	1:L:202:THR:HG22	2.06	0.56
1:L:533:THR:O	1:L:535:ILE:HG23	2.05	0.56
1:M:610:ARG:HH21	1:M:648:MET:CE	2.18	0.56
1:N:458:VAL:HG12	1:N:458:VAL:O	2.06	0.56
1:O:176:VAL:HG12	1:O:177:ASN:N	2.20	0.56
1:O:484:THR:HG23	1:O:485:ALA:H	1.70	0.56
1:P:354:TYR:OH	1:P:467:TYR:CE2	2.58	0.56
1:P:482:SER:O	1:P:483:ASN:CB	2.53	0.56
1:R:451:TYR:O	1:R:456:GLU:O	2.24	0.56
1:S:484:THR:HG23	1:S:485:ALA:H	1.70	0.56
1:T:458:VAL:HG12	1:T:458:VAL:O	2.06	0.56
1:A:199:PRO:O	1:A:202:THR:HG22	2.06	0.56
1:B:440:SER:CB	1:B:443:THR:OG1	2.51	0.56
1:C:297:ASN:HD22	1:C:297:ASN:C	2.05	0.56
1:C:465:SER:HA	1:C:532:TYR:CZ	2.41	0.56
1:D:610:ARG:HH21	1:D:648:MET:CE	2.18	0.56
1:E:403:LEU:CD2	1:E:514:ASN:HD21	2.19	0.56
1:F:259:ARG:HA	1:K:259:ARG:NH1	2.16	0.56
1:F:474:ARG:O	1:F:475:ALA:HB2	2.06	0.56

Continued on next page...

Continued from previous page...

Atom-1	Atom-2	Interatomic distance (Å)	Clash overlap (Å)
1:F:474:ARG:N	1:F:524:ASP:HA	2.13	0.56
1:G:474:ARG:O	1:G:475:ALA:HB2	2.06	0.56
1:H:408:ALA:HB1	1:H:411:PHE:CD2	2.40	0.56
1:H:474:ARG:O	1:H:475:ALA:HB2	2.06	0.56
1:H:517:ASN:C	1:H:519:ASP:H	2.08	0.56
1:I:458:VAL:HG12	1:I:458:VAL:O	2.06	0.56
1:I:484:THR:HG23	1:I:485:ALA:H	1.70	0.56
1:J:440:SER:CB	1:J:443:THR:OG1	2.51	0.56
1:J:533:THR:O	1:J:535:ILE:HG23	2.06	0.56
1:K:437:VAL:CG1	1:K:438:THR:N	2.34	0.56
1:L:356:THR:OG1	1:L:569:ASN:ND2	2.39	0.56
1:L:465:SER:HA	1:L:532:TYR:CZ	2.41	0.56
1:P:484:THR:HG23	1:P:485:ALA:H	1.70	0.56
1:Q:424:THR:HG22	1:Q:425:ILE:N	2.20	0.56
1:Q:465:SER:HA	1:Q:532:TYR:CZ	2.41	0.56
1:R:451:TYR:CD1	1:R:458:VAL:N	2.72	0.56
1:R:465:SER:HA	1:R:532:TYR:CZ	2.41	0.56
1:R:610:ARG:HH21	1:R:648:MET:CE	2.18	0.56
1:S:482:SER:OG	1:S:483:ASN:N	2.39	0.56
1:S:610:ARG:HH21	1:S:648:MET:CE	2.18	0.56
1:T:304:ASN:O	1:T:305:SER:C	2.45	0.56
1:T:408:ALA:HB1	1:T:411:PHE:HD2	1.71	0.56
1:T:605:SER:CB	1:T:650:ILE:HG23	2.27	0.56
1:A:328:PRO:CD	1:L:252:PRO:HD2	2.06	0.56
1:A:451:TYR:O	1:A:456:GLU:O	2.24	0.56
1:B:341:LEU:HB2	1:B:342:ILE:CD1	2.36	0.56
1:C:453:SER:O	1:C:456:GLU:O	2.24	0.56
1:D:199:PRO:O	1:D:202:THR:HG22	2.06	0.56
1:D:259:ARG:HA	1:F:259:ARG:NH1	2.16	0.56
1:D:503:ILE:C	1:D:503:ILE:CD1	2.74	0.56
1:E:230:LYS:HG2	1:O:222:SER:CB	2.30	0.56
1:E:356:THR:OG1	1:E:569:ASN:ND2	2.39	0.56
1:F:341:LEU:HB2	1:F:342:ILE:CD1	2.35	0.56
1:F:533:THR:O	1:F:535:ILE:HG23	2.06	0.56
1:G:205:ALA:HA	1:G:322:PHE:CE2	2.40	0.56
1:G:397:GLN:HG2	1:G:523:SER:CB	2.36	0.56
1:H:259:ARG:NH1	1:T:259:ARG:HA	2.16	0.56
1:I:403:LEU:CD2	1:I:514:ASN:HD21	2.19	0.56
1:I:474:ARG:O	1:I:475:ALA:HB2	2.06	0.56
1:I:503:ILE:C	1:I:503:ILE:CD1	2.74	0.56
1:J:199:PRO:O	1:J:202:THR:HG22	2.06	0.56

Continued on next page...

Continued from previous page...

Atom-1	Atom-2	Interatomic distance (Å)	Clash overlap (Å)
1:J:356:THR:OG1	1:J:569:ASN:ND2	2.39	0.56
1:J:397:GLN:HG2	1:J:523:SER:CB	2.36	0.56
1:J:408:ALA:HB1	1:J:411:PHE:HD2	1.71	0.56
1:J:576:VAL:HG12	1:J:577:ILE:HG12	1.87	0.56
1:K:403:LEU:CD2	1:K:514:ASN:HD21	2.19	0.56
1:L:304:ASN:O	1:L:305:SER:C	2.45	0.56
1:L:387:ARG:HH22	1:S:348:LEU:HD21	1.69	0.56
1:L:503:ILE:CG2	1:L:550:ILE:HD12	2.33	0.56
1:M:403:LEU:CD2	1:M:514:ASN:HD21	2.19	0.56
1:M:453:SER:O	1:M:456:GLU:O	2.24	0.56
1:N:352:ASN:HB3	1:N:586:GLN:O	2.05	0.56
1:O:424:THR:HG22	1:O:425:ILE:N	2.20	0.56
1:P:465:SER:HA	1:P:532:TYR:CZ	2.41	0.56
1:P:474:ARG:O	1:P:475:ALA:HB2	2.06	0.56
1:Q:190:LYS:HB3	1:Q:652:LEU:HD11	1.88	0.56
1:Q:397:GLN:HG2	1:Q:523:SER:CB	2.36	0.56
1:Q:451:TYR:O	1:Q:456:GLU:O	2.24	0.56
1:Q:503:ILE:CG2	1:Q:550:ILE:HD12	2.33	0.56
1:Q:533:THR:O	1:Q:535:ILE:HG23	2.06	0.56
1:S:189:PHE:CD1	1:S:289:ILE:HB	2.38	0.56
1:S:356:THR:OG1	1:S:569:ASN:ND2	2.39	0.56
1:T:416:ILE:H	1:T:416:ILE:CD1	2.10	0.56
1:A:271:LEU:HD22	1:D:324:LEU:HD21	1.85	0.55
1:A:533:THR:O	1:A:535:ILE:HG23	2.06	0.55
1:B:229:GLY:N	1:Q:222:SER:OG	2.30	0.55
1:B:453:SER:O	1:B:456:GLU:O	2.24	0.55
1:D:190:LYS:HB3	1:D:652:LEU:HD11	1.88	0.55
1:D:356:THR:OG1	1:D:569:ASN:ND2	2.39	0.55
1:E:484:THR:OG1	1:E:485:ALA:N	2.39	0.55
1:E:517:ASN:C	1:E:519:ASP:H	2.08	0.55
1:F:610:ARG:HH21	1:F:648:MET:CE	2.18	0.55
1:G:424:THR:HG22	1:G:425:ILE:N	2.20	0.55
1:G:453:SER:O	1:G:456:GLU:O	2.24	0.55
1:H:221:ILE:HG22	1:H:310:VAL:CG2	2.33	0.55
1:H:341:LEU:HB2	1:H:342:ILE:CD1	2.36	0.55
1:H:451:TYR:O	1:H:456:GLU:O	2.24	0.55
1:I:304:ASN:O	1:I:305:SER:C	2.45	0.55
1:J:304:ASN:O	1:J:305:SER:C	2.45	0.55
1:J:403:LEU:CD2	1:J:514:ASN:HD21	2.18	0.55
1:J:503:ILE:C	1:J:503:ILE:CD1	2.74	0.55
1:J:517:ASN:C	1:J:519:ASP:H	2.08	0.55

Continued on next page...

Continued from previous page...

Atom-1	Atom-2	Interatomic distance (Å)	Clash overlap (Å)
1:K:297:ASN:C	1:K:297:ASN:ND2	2.59	0.55
1:K:304:ASN:O	1:K:305:SER:C	2.45	0.55
1:K:342:ILE:H	1:K:342:ILE:HD12	1.68	0.55
1:K:354:TYR:OH	1:K:467:TYR:CE2	2.58	0.55
1:K:465:SER:HA	1:K:532:TYR:CZ	2.41	0.55
1:L:408:ALA:HB1	1:L:411:PHE:HD2	1.72	0.55
1:M:271:LEU:CD1	1:Q:324:LEU:HD22	2.34	0.55
1:N:503:ILE:C	1:N:503:ILE:CD1	2.74	0.55
1:P:199:PRO:O	1:P:202:THR:HG22	2.06	0.55
1:P:424:THR:HG22	1:P:425:ILE:N	2.20	0.55
1:P:458:VAL:HG12	1:P:458:VAL:O	2.06	0.55
1:P:503:ILE:C	1:P:503:ILE:CD1	2.74	0.55
1:Q:503:ILE:C	1:Q:503:ILE:CD1	2.74	0.55
1:R:190:LYS:HB3	1:R:652:LEU:HD11	1.88	0.55
1:R:474:ARG:O	1:R:475:ALA:HB2	2.06	0.55
1:S:190:LYS:HB3	1:S:652:LEU:HD11	1.88	0.55
1:S:199:PRO:O	1:S:202:THR:HG22	2.06	0.55
1:S:218:ARG:HB2	1:S:265:VAL:CG2	2.34	0.55
1:S:427:SER:OG	1:S:429:LEU:HD22	1.99	0.55
1:S:503:ILE:C	1:S:503:ILE:CD1	2.74	0.55
1:S:517:ASN:C	1:S:519:ASP:H	2.08	0.55
1:T:189:PHE:CD1	1:T:289:ILE:HB	2.38	0.55
1:A:354:TYR:OH	1:A:467:TYR:CE2	2.58	0.55
1:A:408:ALA:HB1	1:A:411:PHE:HD2	1.71	0.55
1:B:503:ILE:CG2	1:B:550:ILE:HD12	2.33	0.55
1:C:230:LYS:HG2	1:K:222:SER:CB	2.30	0.55
1:C:285:THR:HG22	1:C:286:SER:N	2.22	0.55
1:D:221:ILE:C	1:F:230:LYS:HE2	2.27	0.55
1:E:482:SER:OG	1:E:483:ASN:N	2.39	0.55
1:F:325:LEU:HB3	1:N:165:GLU:OE1	1.92	0.55
1:F:408:ALA:HB1	1:F:411:PHE:HD2	1.71	0.55
1:G:341:LEU:HB2	1:G:342:ILE:CD1	2.36	0.55
1:G:356:THR:OG1	1:G:569:ASN:ND2	2.39	0.55
1:G:503:ILE:C	1:G:503:ILE:CD1	2.74	0.55
1:H:401:GLU:OE1	1:H:402:LYS:N	2.38	0.55
1:I:189:PHE:CD1	1:I:289:ILE:HB	2.38	0.55
1:I:190:LYS:HB3	1:I:652:LEU:HD11	1.88	0.55
1:I:482:SER:OG	1:I:483:ASN:N	2.39	0.55
1:K:190:LYS:HB3	1:K:652:LEU:HD11	1.88	0.55
1:K:237:PRO:CD	1:N:327:PRO:HG2	2.31	0.55
1:K:401:GLU:CD	1:K:402:LYS:HG3	2.26	0.55

Continued on next page...

Continued from previous page...

Atom-1	Atom-2	Interatomic distance (Å)	Clash overlap (Å)
1:K:458:VAL:O	1:K:458:VAL:HG12	2.06	0.55
1:K:503:ILE:C	1:K:503:ILE:CD1	2.74	0.55
1:L:280:SER:OG	1:L:334:HIS:CE1	2.50	0.55
1:L:503:ILE:C	1:L:503:ILE:CD1	2.74	0.55
1:L:568:LYS:HE2	1:L:581:ASP:OD1	2.05	0.55
1:M:221:ILE:CG2	1:M:310:VAL:HG22	2.32	0.55
1:M:403:LEU:HD21	1:M:514:ASN:HD21	1.72	0.55
1:O:190:LYS:HB3	1:O:652:LEU:HD11	1.88	0.55
1:O:503:ILE:CG2	1:O:550:ILE:HD12	2.33	0.55
1:O:517:ASN:C	1:O:519:ASP:H	2.08	0.55
1:Q:304:ASN:O	1:Q:305:SER:C	2.45	0.55
1:Q:401:GLU:CD	1:Q:402:LYS:HG3	2.26	0.55
1:Q:402:LYS:HZ2	1:Q:511:PHE:HE2	1.51	0.55
1:S:354:TYR:OH	1:S:467:TYR:CE2	2.58	0.55
1:T:610:ARG:HH21	1:T:648:MET:CE	2.18	0.55
1:A:271:LEU:CD1	1:D:324:LEU:HD22	2.34	0.55
1:A:503:ILE:C	1:A:503:ILE:CD1	2.74	0.55
1:B:484:THR:OG1	1:B:485:ALA:N	2.39	0.55
1:B:525:VAL:HG12	1:B:526:THR:N	2.22	0.55
1:C:230:LYS:HE2	1:K:221:ILE:C	2.27	0.55
1:D:297:ASN:C	1:D:297:ASN:ND2	2.59	0.55
1:F:342:ILE:H	1:F:342:ILE:HD12	1.68	0.55
1:F:517:ASN:C	1:F:519:ASP:H	2.08	0.55
1:G:465:SER:HA	1:G:532:TYR:CZ	2.41	0.55
1:H:218:ARG:HB2	1:H:265:VAL:CG2	2.34	0.55
1:I:401:GLU:OE1	1:I:402:LYS:N	2.38	0.55
1:I:568:LYS:HE2	1:I:581:ASP:OD1	2.04	0.55
1:J:453:SER:O	1:J:456:GLU:O	2.24	0.55
1:K:610:ARG:HH21	1:K:648:MET:CE	2.19	0.55
1:L:325:LEU:HD23	1:S:165:GLU:OE1	1.94	0.55
1:L:610:ARG:HH21	1:L:648:MET:CE	2.18	0.55
1:M:275:LEU:HG	1:Q:275:LEU:CD1	2.26	0.55
1:N:221:ILE:C	1:R:230:LYS:HE2	2.27	0.55
1:N:285:THR:HG22	1:N:286:SER:N	2.22	0.55
1:P:221:ILE:HG22	1:P:310:VAL:CG2	2.33	0.55
1:P:304:ASN:O	1:P:305:SER:C	2.45	0.55
1:Q:297:ASN:C	1:Q:297:ASN:ND2	2.59	0.55
1:Q:356:THR:OG1	1:Q:569:ASN:ND2	2.39	0.55
1:Q:440:SER:CB	1:Q:443:THR:OG1	2.51	0.55
1:R:397:GLN:HG2	1:R:523:SER:CB	2.36	0.55
1:S:176:VAL:HG12	1:S:177:ASN:N	2.20	0.55

Continued on next page...

Continued from previous page...

Atom-1	Atom-2	Interatomic distance (Å)	Clash overlap (Å)
1:S:341:LEU:HB2	1:S:342:ILE:CD1	2.36	0.55
1:S:403:LEU:HD21	1:S:514:ASN:HD21	1.72	0.55
1:S:465:SER:HA	1:S:532:TYR:CZ	2.41	0.55
1:S:484:THR:OG1	1:S:485:ALA:N	2.39	0.55
1:T:482:SER:O	1:T:483:ASN:CB	2.53	0.55
1:A:221:ILE:C	1:J:230:LYS:HE2	2.27	0.55
1:A:230:LYS:HE2	1:B:221:ILE:C	2.27	0.55
1:A:458:VAL:HG12	1:A:458:VAL:O	2.06	0.55
1:A:474:ARG:O	1:A:475:ALA:HB2	2.06	0.55
1:B:199:PRO:O	1:B:202:THR:HG22	2.06	0.55
1:B:356:THR:OG1	1:B:569:ASN:ND2	2.39	0.55
1:B:398:LYS:H	1:B:403:LEU:CD2	2.19	0.55
1:B:451:TYR:O	1:B:456:GLU:O	2.24	0.55
1:D:189:PHE:CD1	1:D:289:ILE:HB	2.38	0.55
1:D:337:VAL:CG1	1:D:338:PRO:HD2	2.37	0.55
1:D:566:PHE:CD2	1:D:583:PHE:HB3	2.42	0.55
1:E:221:ILE:C	1:L:230:LYS:HE2	2.27	0.55
1:E:324:LEU:HD22	1:J:271:LEU:CD1	2.34	0.55
1:E:451:TYR:O	1:E:456:GLU:O	2.24	0.55
1:F:221:ILE:CG2	1:F:310:VAL:HG22	2.32	0.55
1:F:566:PHE:CD2	1:F:583:PHE:HB3	2.42	0.55
1:G:226:VAL:HA	1:I:226:VAL:CG2	2.26	0.55
1:G:484:THR:OG1	1:G:485:ALA:N	2.39	0.55
1:G:510:VAL:CG1	1:G:511:PHE:N	2.45	0.55
1:H:190:LYS:HB3	1:H:652:LEU:HD11	1.88	0.55
1:H:397:GLN:HG2	1:H:523:SER:CB	2.36	0.55
1:H:424:THR:HG22	1:H:425:ILE:N	2.20	0.55
1:I:451:TYR:O	1:I:456:GLU:O	2.24	0.55
1:I:484:THR:OG1	1:I:485:ALA:N	2.39	0.55
1:I:610:ARG:HH21	1:I:648:MET:CE	2.18	0.55
1:K:341:LEU:HB2	1:K:342:ILE:CD1	2.35	0.55
1:K:525:VAL:HG12	1:K:526:THR:N	2.22	0.55
1:L:165:GLU:CB	1:S:325:LEU:CD2	2.82	0.55
1:L:297:ASN:C	1:L:297:ASN:ND2	2.59	0.55
1:L:474:ARG:O	1:L:475:ALA:HB2	2.06	0.55
1:M:230:LYS:HE2	1:R:221:ILE:C	2.27	0.55
1:M:474:ARG:O	1:M:475:ALA:HB2	2.06	0.55
1:N:451:TYR:O	1:N:456:GLU:O	2.24	0.55
1:P:403:LEU:HD21	1:P:514:ASN:HD21	1.72	0.55
1:P:566:PHE:CD2	1:P:583:PHE:HB3	2.42	0.55
1:Q:165:GLU:CG	1:R:325:LEU:HD23	2.21	0.55

Continued on next page...

Continued from previous page...

Atom-1	Atom-2	Interatomic distance (Å)	Clash overlap (Å)
1:Q:199:PRO:O	1:Q:202:THR:HG22	2.06	0.55
1:Q:403:LEU:CD2	1:Q:514:ASN:HD21	2.19	0.55
1:R:356:THR:OG1	1:R:569:ASN:ND2	2.39	0.55
1:R:453:SER:O	1:R:456:GLU:O	2.24	0.55
1:R:525:VAL:HG12	1:R:526:THR:N	2.22	0.55
1:R:566:PHE:CD2	1:R:583:PHE:HB3	2.42	0.55
1:S:285:THR:HG22	1:S:286:SER:N	2.22	0.55
1:T:337:VAL:CG1	1:T:338:PRO:HD2	2.37	0.55
1:T:464:LYS:HA	1:T:533:THR:CG2	2.31	0.55
1:A:259:ARG:NH1	1:B:259:ARG:HA	2.16	0.55
1:A:324:LEU:CD2	1:L:271:LEU:CD2	2.81	0.55
1:A:401:GLU:OE1	1:A:402:LYS:N	2.38	0.55
1:B:271:LEU:CB	1:R:324:LEU:HD11	2.35	0.55
1:C:484:THR:OG1	1:C:485:ALA:N	2.39	0.55
1:E:354:TYR:OH	1:E:467:TYR:CE2	2.58	0.55
1:E:566:PHE:CD2	1:E:583:PHE:HB3	2.42	0.55
1:F:403:LEU:HD21	1:F:514:ASN:HD21	1.72	0.55
1:F:427:SER:OG	1:F:429:LEU:HD22	1.99	0.55
1:H:221:ILE:C	1:O:230:LYS:HE2	2.27	0.55
1:H:601:LEU:CD1	1:H:650:ILE:CG1	2.62	0.55
1:I:427:SER:OG	1:I:429:LEU:HD22	1.99	0.55
1:K:451:TYR:O	1:K:456:GLU:O	2.24	0.55
1:K:453:SER:O	1:K:456:GLU:O	2.24	0.55
1:L:189:PHE:CD1	1:L:289:ILE:HB	2.38	0.55
1:L:285:THR:HG22	1:L:286:SER:N	2.22	0.55
1:M:199:PRO:O	1:M:202:THR:HG22	2.06	0.55
1:M:285:THR:HG22	1:M:286:SER:N	2.22	0.55
1:M:408:ALA:HB1	1:M:411:PHE:HD2	1.71	0.55
1:N:356:THR:OG1	1:N:569:ASN:ND2	2.39	0.55
1:O:218:ARG:HB2	1:O:265:VAL:CG2	2.34	0.55
1:O:465:SER:HA	1:O:532:TYR:CZ	2.41	0.55
1:Q:387:ARG:HH22	1:R:348:LEU:HD21	1.69	0.55
1:Q:398:LYS:H	1:Q:403:LEU:CD2	2.19	0.55
1:R:503:ILE:C	1:R:503:ILE:CD1	2.74	0.55
1:S:304:ASN:O	1:S:305:SER:C	2.45	0.55
1:S:398:LYS:H	1:S:403:LEU:CD2	2.19	0.55
1:T:397:GLN:HG2	1:T:523:SER:CB	2.36	0.55
1:T:451:TYR:O	1:T:456:GLU:O	2.24	0.55
1:A:325:LEU:CD2	1:E:165:GLU:CB	2.82	0.55
1:A:337:VAL:CG1	1:A:338:PRO:HD2	2.37	0.55
1:B:465:SER:HA	1:B:532:TYR:CZ	2.41	0.55

Continued on next page...

Continued from previous page...

Atom-1	Atom-2	Interatomic distance (Å)	Clash overlap (Å)
1:C:184:GLN:HG3	1:C:292:TYR:O	2.07	0.55
1:C:401:GLU:OE1	1:C:402:LYS:N	2.38	0.55
1:C:566:PHE:CD2	1:C:583:PHE:HB3	2.42	0.55
1:D:403:LEU:HD21	1:D:514:ASN:HD21	1.72	0.55
1:D:451:TYR:O	1:D:456:GLU:O	2.24	0.55
1:D:453:SER:O	1:D:456:GLU:O	2.24	0.55
1:D:482:SER:OG	1:D:483:ASN:N	2.39	0.55
1:E:464:LYS:HA	1:E:533:THR:CG2	2.31	0.55
1:F:356:THR:OG1	1:F:569:ASN:ND2	2.39	0.55
1:G:403:LEU:HD21	1:G:514:ASN:HD21	1.72	0.55
1:G:533:THR:O	1:G:535:ILE:HG23	2.06	0.55
1:I:230:LYS:HE2	1:M:221:ILE:C	2.27	0.55
1:I:465:SER:HA	1:I:532:TYR:CZ	2.41	0.55
1:I:517:ASN:C	1:I:519:ASP:H	2.08	0.55
1:J:470:GLY:H	1:J:530:LEU:CD1	2.20	0.55
1:J:566:PHE:CD2	1:J:583:PHE:HB3	2.42	0.55
1:K:218:ARG:HB2	1:K:265:VAL:CG2	2.34	0.55
1:L:190:LYS:HB3	1:L:652:LEU:HD11	1.88	0.55
1:M:337:VAL:CG1	1:M:338:PRO:HD2	2.37	0.55
1:N:190:LYS:HB3	1:N:652:LEU:HD11	1.88	0.55
1:N:453:SER:O	1:N:456:GLU:O	2.24	0.55
1:O:525:VAL:HG12	1:O:526:THR:N	2.22	0.55
1:P:297:ASN:C	1:P:297:ASN:ND2	2.59	0.55
1:Q:458:VAL:HG12	1:Q:458:VAL:O	2.06	0.55
1:R:304:ASN:O	1:R:305:SER:C	2.45	0.55
1:R:576:VAL:HG12	1:R:577:ILE:HG12	1.87	0.55
1:S:464:LYS:HA	1:S:533:THR:CG2	2.31	0.55
1:S:566:PHE:CD2	1:S:583:PHE:HB3	2.42	0.55
1:T:341:LEU:HB2	1:T:342:ILE:CD1	2.35	0.55
1:A:605:SER:CB	1:A:650:ILE:HG23	2.27	0.55
1:B:189:PHE:CD1	1:B:289:ILE:HB	2.38	0.55
1:C:398:LYS:H	1:C:403:LEU:CD2	2.20	0.55
1:C:401:GLU:CD	1:C:402:LYS:HG3	2.26	0.55
1:D:398:LYS:H	1:D:403:LEU:CD2	2.20	0.55
1:D:468:ILE:HD12	1:D:486:PHE:CZ	2.42	0.55
1:E:324:LEU:HD11	1:J:271:LEU:CB	2.35	0.55
1:E:453:SER:O	1:E:456:GLU:O	2.24	0.55
1:F:184:GLN:HG3	1:F:292:TYR:O	2.07	0.55
1:F:437:VAL:CG1	1:F:438:THR:N	2.34	0.55
1:F:465:SER:HA	1:F:532:TYR:CZ	2.41	0.55
1:G:184:GLN:HG3	1:G:292:TYR:O	2.07	0.55

Continued on next page...

Continued from previous page...

Atom-1	Atom-2	Interatomic distance (Å)	Clash overlap (Å)
1:G:230:LYS:HE2	1:I:221:ILE:C	2.27	0.55
1:G:401:GLU:CD	1:G:402:LYS:HG3	2.26	0.55
1:G:482:SER:OG	1:G:483:ASN:N	2.39	0.55
1:H:398:LYS:H	1:H:403:LEU:CD2	2.20	0.55
1:I:199:PRO:O	1:I:202:THR:HG22	2.06	0.55
1:I:356:THR:OG1	1:I:569:ASN:ND2	2.39	0.55
1:I:408:ALA:HB1	1:I:411:PHE:HD2	1.71	0.55
1:I:451:TYR:CD1	1:I:458:VAL:N	2.72	0.55
1:I:566:PHE:CD2	1:I:583:PHE:HB3	2.42	0.55
1:J:184:GLN:HG3	1:J:292:TYR:O	2.07	0.55
1:J:337:VAL:CG1	1:J:338:PRO:HD2	2.37	0.55
1:K:401:GLU:OE1	1:K:402:LYS:N	2.38	0.55
1:L:464:LYS:HA	1:L:533:THR:CG2	2.31	0.55
1:N:468:ILE:HD12	1:N:486:PHE:CZ	2.42	0.55
1:N:591:SER:HA	1:N:594:LEU:HD12	1.87	0.55
1:O:356:THR:OG1	1:O:569:ASN:ND2	2.39	0.55
1:P:172:PHE:CE1	1:Q:292:TYR:OH	2.60	0.55
1:P:259:ARG:HA	1:Q:259:ARG:NH1	2.16	0.55
1:P:398:LYS:H	1:P:403:LEU:CD2	2.20	0.55
1:P:470:GLY:H	1:P:530:LEU:CD1	2.20	0.55
1:Q:408:ALA:HB1	1:Q:411:PHE:HD2	1.72	0.55
1:Q:464:LYS:HA	1:Q:533:THR:CG2	2.31	0.55
1:R:184:GLN:HG3	1:R:292:TYR:O	2.07	0.55
1:T:184:GLN:HG3	1:T:292:TYR:O	2.07	0.55
1:T:401:GLU:CD	1:T:402:LYS:HG3	2.26	0.55
1:T:403:LEU:HD21	1:T:514:ASN:HD21	1.72	0.55
1:T:469:CYS:HA	1:T:530:LEU:HD13	1.89	0.55
1:A:237:PRO:HD2	1:D:330:SER:HB2	1.89	0.55
1:A:285:THR:HG22	1:A:286:SER:N	2.22	0.55
1:A:356:THR:OG1	1:A:569:ASN:ND2	2.39	0.55
1:A:398:LYS:H	1:A:403:LEU:CD2	2.19	0.55
1:B:230:LYS:HE2	1:Q:221:ILE:C	2.27	0.55
1:B:292:TYR:OH	1:Q:172:PHE:CE1	2.60	0.55
1:B:324:LEU:HD11	1:F:271:LEU:CB	2.35	0.55
1:B:503:ILE:C	1:B:503:ILE:CD1	2.74	0.55
1:C:468:ILE:HD12	1:C:486:PHE:CZ	2.42	0.55
1:E:218:ARG:HB2	1:E:265:VAL:CG2	2.34	0.55
1:E:226:VAL:HA	1:O:226:VAL:CG2	2.26	0.55
1:E:465:SER:HA	1:E:532:TYR:CZ	2.41	0.55
1:F:165:GLU:CB	1:N:325:LEU:CD2	2.82	0.55
1:F:354:TYR:OH	1:F:467:TYR:CE2	2.58	0.55

Continued on next page...

Continued from previous page...

Atom-1	Atom-2	Interatomic distance (Å)	Clash overlap (Å)
1:F:458:VAL:HG12	1:F:458:VAL:O	2.06	0.55
1:G:451:TYR:O	1:G:456:GLU:O	2.24	0.55
1:H:356:THR:OG1	1:H:569:ASN:ND2	2.39	0.55
1:H:465:SER:HA	1:H:532:TYR:CZ	2.41	0.55
1:H:525:VAL:HG12	1:H:526:THR:N	2.22	0.55
1:I:221:ILE:HG22	1:I:310:VAL:CG2	2.33	0.55
1:I:401:GLU:CD	1:I:402:LYS:HG3	2.26	0.55
1:I:525:VAL:HG12	1:I:526:THR:N	2.22	0.55
1:J:221:ILE:CG2	1:J:310:VAL:HG22	2.32	0.55
1:J:458:VAL:HG12	1:J:458:VAL:O	2.06	0.55
1:K:285:THR:HG22	1:K:286:SER:N	2.22	0.55
1:M:356:THR:OG1	1:M:569:ASN:ND2	2.39	0.55
1:M:468:ILE:HD12	1:M:486:PHE:CZ	2.42	0.55
1:N:503:ILE:CG2	1:N:550:ILE:HD12	2.33	0.55
1:O:297:ASN:C	1:O:297:ASN:ND2	2.59	0.55
1:P:576:VAL:HG12	1:P:577:ILE:HG12	1.87	0.55
1:Q:285:THR:HG22	1:Q:286:SER:N	2.22	0.55
1:R:297:ASN:C	1:R:297:ASN:ND2	2.59	0.55
1:R:354:TYR:OH	1:R:467:TYR:CE2	2.58	0.55
1:T:398:LYS:H	1:T:403:LEU:CD2	2.20	0.55
1:T:465:SER:HA	1:T:532:TYR:CZ	2.41	0.55
1:T:474:ARG:O	1:T:475:ALA:HB2	2.05	0.55
1:A:172:PHE:CE1	1:J:292:TYR:OH	2.60	0.55
1:A:397:GLN:HG2	1:A:523:SER:CB	2.36	0.55
1:A:451:TYR:CD1	1:A:458:VAL:N	2.72	0.55
1:B:408:ALA:HB1	1:B:411:PHE:HD2	1.71	0.55
1:C:292:TYR:OH	1:K:172:PHE:CE1	2.60	0.55
1:C:356:THR:OG1	1:C:569:ASN:ND2	2.39	0.55
1:C:451:TYR:O	1:C:456:GLU:O	2.24	0.55
1:C:458:VAL:HG12	1:C:458:VAL:O	2.06	0.55
1:C:470:GLY:H	1:C:530:LEU:CD1	2.20	0.55
1:C:525:VAL:HG12	1:C:526:THR:N	2.22	0.55
1:D:230:LYS:HE2	1:S:221:ILE:C	2.27	0.55
1:E:184:GLN:HG3	1:E:292:TYR:O	2.07	0.55
1:E:458:VAL:HG12	1:E:458:VAL:O	2.06	0.55
1:F:453:SER:O	1:F:456:GLU:O	2.24	0.55
1:F:484:THR:OG1	1:F:485:ALA:N	2.39	0.55
1:G:337:VAL:CG1	1:G:338:PRO:HD2	2.37	0.55
1:G:402:LYS:HD3	1:G:511:PHE:CE2	2.34	0.55
1:I:402:LYS:HZ2	1:I:511:PHE:HE2	1.49	0.55
1:J:172:PHE:CE1	1:P:292:TYR:OH	2.60	0.55

Continued on next page...

Continued from previous page...

Atom-1	Atom-2	Interatomic distance (Å)	Clash overlap (Å)
1:J:465:SER:HA	1:J:532:TYR:CZ	2.41	0.55
1:K:184:GLN:HG3	1:K:292:TYR:O	2.07	0.55
1:K:237:PRO:HD2	1:N:330:SER:HB2	1.89	0.55
1:K:337:VAL:CG1	1:K:338:PRO:HD2	2.37	0.55
1:K:468:ILE:HD12	1:K:486:PHE:CZ	2.42	0.55
1:K:566:PHE:CD2	1:K:583:PHE:HB3	2.42	0.55
1:L:470:GLY:H	1:L:530:LEU:CD1	2.20	0.55
1:M:401:GLU:OE1	1:M:402:LYS:N	2.38	0.55
1:O:184:GLN:HG3	1:O:292:TYR:O	2.07	0.55
1:O:401:GLU:OE1	1:O:402:LYS:N	2.38	0.55
1:P:190:LYS:HB3	1:P:652:LEU:HD11	1.88	0.55
1:P:427:SER:OG	1:P:429:LEU:HD22	1.99	0.55
1:P:610:ARG:HH21	1:P:648:MET:CE	2.18	0.55
1:Q:469:CYS:HA	1:Q:530:LEU:HD13	1.89	0.55
1:R:403:LEU:HD21	1:R:514:ASN:HD21	1.72	0.55
1:R:458:VAL:HG12	1:R:458:VAL:O	2.06	0.55
1:S:525:VAL:HG12	1:S:526:THR:N	2.22	0.55
1:T:482:SER:OG	1:T:483:ASN:N	2.39	0.55
1:T:566:PHE:CD2	1:T:583:PHE:HB3	2.42	0.55
1:A:297:ASN:HD22	1:A:297:ASN:C	2.05	0.55
1:A:304:ASN:O	1:A:305:SER:C	2.45	0.55
1:A:324:LEU:HD13	1:L:271:LEU:HB3	1.88	0.55
1:A:468:ILE:HD12	1:A:486:PHE:CZ	2.42	0.55
1:A:469:CYS:HA	1:A:530:LEU:HD13	1.89	0.55
1:B:216:ASP:HA	1:B:267:THR:HG22	1.89	0.55
1:B:297:ASN:C	1:B:297:ASN:ND2	2.59	0.55
1:B:427:SER:OG	1:B:429:LEU:HD22	1.99	0.55
1:C:190:LYS:HB3	1:C:652:LEU:HD11	1.88	0.55
1:C:199:PRO:O	1:C:202:THR:HG22	2.06	0.55
1:C:221:ILE:C	1:S:230:LYS:HE2	2.27	0.55
1:D:184:GLN:HG3	1:D:292:TYR:O	2.07	0.55
1:D:221:ILE:CG2	1:D:310:VAL:HG22	2.32	0.55
1:D:304:ASN:O	1:D:305:SER:C	2.45	0.55
1:E:337:VAL:CG1	1:E:338:PRO:HD2	2.37	0.55
1:F:304:ASN:O	1:F:305:SER:C	2.45	0.55
1:F:468:ILE:HD12	1:F:486:PHE:CZ	2.42	0.55
1:G:259:ARG:NH1	1:I:259:ARG:HA	2.16	0.55
1:G:458:VAL:O	1:G:458:VAL:HG12	2.06	0.55
1:I:297:ASN:C	1:I:297:ASN:ND2	2.59	0.55
1:J:424:THR:HG22	1:J:425:ILE:N	2.20	0.55
1:L:403:LEU:HD21	1:L:514:ASN:HD21	1.72	0.55

Continued on next page...

Continued from previous page...

Atom-1	Atom-2	Interatomic distance (Å)	Clash overlap (Å)
1:L:427:SER:OG	1:L:429:LEU:HD22	1.99	0.55
1:M:190:LYS:HB3	1:M:652:LEU:HD11	1.88	0.55
1:M:251:TYR:CB	1:Q:328:PRO:O	2.55	0.55
1:M:292:TYR:OH	1:R:172:PHE:CE1	2.60	0.55
1:M:297:ASN:C	1:M:297:ASN:ND2	2.59	0.55
1:M:470:GLY:H	1:M:530:LEU:CD1	2.20	0.55
1:N:408:ALA:HB1	1:N:411:PHE:HD2	1.71	0.55
1:N:416:ILE:HG13	1:N:503:ILE:CD1	2.37	0.55
1:N:469:CYS:HA	1:N:530:LEU:HD13	1.89	0.55
1:O:470:GLY:H	1:O:530:LEU:CD1	2.20	0.55
1:R:199:PRO:O	1:R:202:THR:HG22	2.06	0.55
1:R:398:LYS:H	1:R:403:LEU:CD2	2.19	0.55
1:R:470:GLY:H	1:R:530:LEU:CD1	2.20	0.55
1:S:328:PRO:O	1:T:251:TYR:CB	2.55	0.55
1:S:458:VAL:O	1:S:458:VAL:HG12	2.06	0.55
1:T:354:TYR:OH	1:T:467:TYR:CE2	2.58	0.55
1:T:424:THR:HG22	1:T:425:ILE:N	2.20	0.55
1:T:525:VAL:HG12	1:T:526:THR:N	2.22	0.55
1:B:237:PRO:HD2	1:R:330:SER:HB2	1.89	0.54
1:C:337:VAL:CG1	1:C:338:PRO:HD2	2.37	0.54
1:D:251:TYR:CB	1:L:328:PRO:O	2.55	0.54
1:D:280:SER:OG	1:D:334:HIS:CE1	2.50	0.54
1:D:416:ILE:HG13	1:D:503:ILE:CD1	2.38	0.54
1:E:216:ASP:HA	1:E:267:THR:HG22	1.90	0.54
1:E:324:LEU:HD13	1:J:271:LEU:HB3	1.88	0.54
1:E:398:LYS:H	1:E:403:LEU:CD2	2.20	0.54
1:F:285:THR:HG22	1:F:286:SER:N	2.22	0.54
1:F:324:LEU:HD21	1:R:271:LEU:HD22	1.85	0.54
1:G:408:ALA:HB1	1:G:411:PHE:HD2	1.71	0.54
1:G:468:ILE:HD12	1:G:486:PHE:CZ	2.42	0.54
1:H:199:PRO:O	1:H:202:THR:HG22	2.06	0.54
1:H:453:SER:O	1:H:456:GLU:O	2.24	0.54
1:H:605:SER:CB	1:H:650:ILE:HG23	2.27	0.54
1:J:297:ASN:ND2	1:J:297:ASN:C	2.59	0.54
1:L:566:PHE:CD2	1:L:583:PHE:HB3	2.42	0.54
1:M:484:THR:OG1	1:M:485:ALA:N	2.39	0.54
1:M:566:PHE:CD2	1:M:583:PHE:HB3	2.42	0.54
1:N:199:PRO:O	1:N:202:THR:HG22	2.06	0.54
1:O:468:ILE:HD12	1:O:486:PHE:CZ	2.42	0.54
1:O:503:ILE:C	1:O:503:ILE:CD1	2.74	0.54
1:O:566:PHE:CD2	1:O:583:PHE:HB3	2.42	0.54

Continued on next page...

Continued from previous page...

Atom-1	Atom-2	Interatomic distance (Å)	Clash overlap (Å)
1:P:184:GLN:HG3	1:P:292:TYR:O	2.07	0.54
1:P:356:THR:OG1	1:P:569:ASN:ND2	2.39	0.54
1:R:468:ILE:HD12	1:R:486:PHE:CZ	2.42	0.54
1:S:184:GLN:HG3	1:S:292:TYR:O	2.07	0.54
1:T:416:ILE:HG13	1:T:503:ILE:CD1	2.38	0.54
1:A:165:GLU:CB	1:E:325:LEU:CD2	2.82	0.54
1:A:324:LEU:HD11	1:L:271:LEU:CB	2.35	0.54
1:B:401:GLU:CD	1:B:402:LYS:HG3	2.26	0.54
1:B:403:LEU:HD21	1:B:514:ASN:HD21	1.72	0.54
1:C:408:ALA:HB1	1:C:411:PHE:HD2	1.71	0.54
1:D:172:PHE:CE1	1:F:292:TYR:OH	2.60	0.54
1:D:218:ARG:HB2	1:D:265:VAL:CG2	2.34	0.54
1:D:285:THR:HG22	1:D:286:SER:N	2.22	0.54
1:E:280:SER:OG	1:E:334:HIS:CE1	2.50	0.54
1:E:403:LEU:HD21	1:E:514:ASN:HD21	1.72	0.54
1:E:416:ILE:HG13	1:E:503:ILE:CD1	2.37	0.54
1:E:468:ILE:HD12	1:E:486:PHE:CZ	2.42	0.54
1:E:607:ALA:HB3	1:E:623:ILE:HG12	1.90	0.54
1:F:226:VAL:CG2	1:K:226:VAL:HA	2.27	0.54
1:G:221:ILE:C	1:N:230:LYS:HE2	2.27	0.54
1:G:469:CYS:O	1:G:485:ALA:HB3	2.08	0.54
1:H:230:LYS:HE2	1:T:221:ILE:C	2.27	0.54
1:H:416:ILE:HG13	1:H:503:ILE:CD1	2.38	0.54
1:H:470:GLY:H	1:H:530:LEU:CD1	2.20	0.54
1:H:566:PHE:CD2	1:H:583:PHE:HB3	2.42	0.54
1:I:470:GLY:H	1:I:530:LEU:CD1	2.20	0.54
1:J:221:ILE:C	1:P:230:LYS:HE2	2.27	0.54
1:J:285:THR:HG22	1:J:286:SER:N	2.22	0.54
1:J:468:ILE:HD12	1:J:486:PHE:CZ	2.42	0.54
1:K:216:ASP:HA	1:K:267:THR:HG22	1.89	0.54
1:K:251:TYR:CB	1:N:328:PRO:O	2.55	0.54
1:L:468:ILE:HD12	1:L:486:PHE:CZ	2.42	0.54
1:M:304:ASN:O	1:M:305:SER:C	2.45	0.54
1:M:416:ILE:HG13	1:M:503:ILE:CD1	2.38	0.54
1:N:397:GLN:HG2	1:N:523:SER:CB	2.36	0.54
1:N:474:ARG:O	1:N:475:ALA:HB2	2.06	0.54
1:O:337:VAL:CG1	1:O:338:PRO:HD2	2.37	0.54
1:O:398:LYS:H	1:O:403:LEU:CD2	2.20	0.54
1:O:474:ARG:O	1:O:475:ALA:HB2	2.06	0.54
1:Q:566:PHE:CD2	1:Q:583:PHE:HB3	2.42	0.54
1:S:216:ASP:HA	1:S:267:THR:HG22	1.90	0.54

Continued on next page...

Continued from previous page...

Atom-1	Atom-2	Interatomic distance (Å)	Clash overlap (Å)
1:S:451:TYR:CD1	1:S:458:VAL:N	2.72	0.54
1:S:451:TYR:O	1:S:456:GLU:O	2.24	0.54
1:T:468:ILE:HD12	1:T:486:PHE:CZ	2.42	0.54
1:T:469:CYS:O	1:T:485:ALA:HB3	2.08	0.54
1:A:190:LYS:HB3	1:A:652:LEU:HD11	1.89	0.54
1:A:326:LYS:HG3	1:L:237:PRO:CG	2.34	0.54
1:B:176:VAL:HG12	1:B:177:ASN:N	2.20	0.54
1:C:216:ASP:HA	1:C:267:THR:HG22	1.90	0.54
1:C:469:CYS:O	1:C:485:ALA:HB3	2.08	0.54
1:D:237:PRO:HD2	1:L:330:SER:HB2	1.89	0.54
1:E:199:PRO:O	1:E:202:THR:HG22	2.06	0.54
1:F:337:VAL:CG1	1:F:338:PRO:HD2	2.37	0.54
1:F:416:ILE:HG13	1:F:503:ILE:CD1	2.38	0.54
1:G:216:ASP:HA	1:G:267:THR:HG22	1.89	0.54
1:G:304:ASN:O	1:G:305:SER:C	2.45	0.54
1:G:469:CYS:HA	1:G:530:LEU:HD13	1.89	0.54
1:H:285:THR:HG22	1:H:286:SER:N	2.22	0.54
1:H:408:ALA:HB1	1:H:411:PHE:HD2	1.71	0.54
1:H:464:LYS:HA	1:H:533:THR:CG2	2.31	0.54
1:I:337:VAL:CG1	1:I:338:PRO:HD2	2.37	0.54
1:I:416:ILE:HG13	1:I:503:ILE:CD1	2.38	0.54
1:I:468:ILE:HD12	1:I:486:PHE:CZ	2.42	0.54
1:I:469:CYS:O	1:I:485:ALA:HB3	2.08	0.54
1:I:532:TYR:CE2	1:I:535:ILE:HD12	2.43	0.54
1:J:469:CYS:O	1:J:485:ALA:HB3	2.08	0.54
1:K:398:LYS:H	1:K:403:LEU:CD2	2.20	0.54
1:K:470:GLY:H	1:K:530:LEU:CD1	2.20	0.54
1:K:503:ILE:CG2	1:K:550:ILE:HD12	2.33	0.54
1:M:451:TYR:O	1:M:456:GLU:O	2.24	0.54
1:N:484:THR:OG1	1:N:485:ALA:N	2.39	0.54
1:O:354:TYR:OH	1:O:467:TYR:CE2	2.58	0.54
1:P:401:GLU:CD	1:P:402:LYS:HG3	2.26	0.54
1:P:607:ALA:HB3	1:P:623:ILE:HG12	1.90	0.54
1:Q:165:GLU:CB	1:R:325:LEU:CD2	2.82	0.54
1:R:216:ASP:HA	1:R:267:THR:HG22	1.90	0.54
1:R:504:ASN:CB	1:R:505:PRO:HD2	2.19	0.54
1:R:517:ASN:C	1:R:519:ASP:H	2.08	0.54
1:S:324:LEU:HD22	1:T:271:LEU:CD1	2.34	0.54
1:S:330:SER:HB2	1:T:237:PRO:HD2	1.89	0.54
1:S:337:VAL:CG1	1:S:338:PRO:HD2	2.37	0.54
1:S:468:ILE:HD12	1:S:486:PHE:CZ	2.42	0.54

Continued on next page...

Continued from previous page...

Atom-1	Atom-2	Interatomic distance (Å)	Clash overlap (Å)
1:S:469:CYS:O	1:S:485:ALA:HB3	2.08	0.54
1:T:401:GLU:OE1	1:T:402:LYS:N	2.38	0.54
1:T:439:THR:HG1	1:T:457:ILE:H	1.55	0.54
1:A:292:TYR:OH	1:B:172:PHE:CE1	2.60	0.54
1:B:190:LYS:HB3	1:B:652:LEU:HD11	1.89	0.54
1:B:221:ILE:CG2	1:B:310:VAL:HG22	2.32	0.54
1:B:271:LEU:HB3	1:R:324:LEU:HD13	1.88	0.54
1:B:328:PRO:O	1:F:251:TYR:CB	2.55	0.54
1:B:330:SER:HB2	1:F:237:PRO:HD2	1.89	0.54
1:B:337:VAL:CG1	1:B:338:PRO:HD2	2.37	0.54
1:C:221:ILE:CG2	1:C:310:VAL:HG22	2.32	0.54
1:D:292:TYR:OH	1:S:172:PHE:CE1	2.60	0.54
1:D:525:VAL:HG12	1:D:526:THR:N	2.22	0.54
1:E:230:LYS:HE2	1:O:221:ILE:C	2.27	0.54
1:E:401:GLU:CD	1:E:402:LYS:HG3	2.26	0.54
1:F:199:PRO:O	1:F:202:THR:HG22	2.06	0.54
1:F:324:LEU:HD11	1:R:271:LEU:CB	2.35	0.54
1:F:451:TYR:O	1:F:456:GLU:O	2.24	0.54
1:F:469:CYS:HA	1:F:530:LEU:HD13	1.89	0.54
1:F:555:GLU:C	1:F:556:THR:CG2	2.74	0.54
1:G:292:TYR:OH	1:I:172:PHE:CE1	2.60	0.54
1:H:469:CYS:HA	1:H:530:LEU:HD13	1.89	0.54
1:H:503:ILE:CG2	1:H:550:ILE:HD12	2.33	0.54
1:J:189:PHE:CD1	1:J:289:ILE:HB	2.38	0.54
1:J:401:GLU:CD	1:J:402:LYS:HG3	2.26	0.54
1:J:607:ALA:HB3	1:J:623:ILE:HG12	1.90	0.54
1:K:356:THR:OG1	1:K:569:ASN:ND2	2.39	0.54
1:K:469:CYS:HA	1:K:530:LEU:HD13	1.89	0.54
1:L:398:LYS:H	1:L:403:LEU:CD2	2.20	0.54
1:L:437:VAL:CG1	1:L:439:THR:CA	2.86	0.54
1:L:451:TYR:O	1:L:456:GLU:O	2.24	0.54
1:L:482:SER:OG	1:L:483:ASN:N	2.39	0.54
1:L:607:ALA:HB3	1:L:623:ILE:HG12	1.90	0.54
1:M:458:VAL:HG12	1:M:458:VAL:O	2.06	0.54
1:N:184:GLN:HG3	1:N:292:TYR:O	2.07	0.54
1:N:482:SER:OG	1:N:483:ASN:N	2.39	0.54
1:O:453:SER:O	1:O:456:GLU:O	2.24	0.54
1:O:484:THR:OG1	1:O:485:ALA:N	2.39	0.54
1:O:607:ALA:HB3	1:O:623:ILE:HG12	1.90	0.54
1:P:337:VAL:CG1	1:P:338:PRO:HD2	2.37	0.54
1:Q:437:VAL:CG1	1:Q:438:THR:N	2.34	0.54

Continued on next page...

Continued from previous page...

Atom-1	Atom-2	Interatomic distance (Å)	Clash overlap (Å)
1:R:337:VAL:CG1	1:R:338:PRO:HD2	2.37	0.54
1:S:297:ASN:C	1:S:297:ASN:ND2	2.59	0.54
1:S:416:ILE:HG13	1:S:503:ILE:CD1	2.37	0.54
1:T:216:ASP:HA	1:T:267:THR:HG22	1.89	0.54
1:T:470:GLY:H	1:T:530:LEU:CD1	2.20	0.54
1:T:517:ASN:C	1:T:519:ASP:H	2.08	0.54
1:A:297:ASN:C	1:A:297:ASN:ND2	2.59	0.54
1:A:437:VAL:CG1	1:A:439:THR:CA	2.86	0.54
1:B:184:GLN:HG3	1:B:292:TYR:O	2.07	0.54
1:C:395:ILE:HD11	1:C:523:SER:HB3	1.90	0.54
1:D:352:ASN:HD22	1:D:586:GLN:N	2.05	0.54
1:D:517:ASN:C	1:D:519:ASP:N	2.61	0.54
1:E:190:LYS:HB3	1:E:652:LEU:HD11	1.88	0.54
1:E:275:LEU:CD1	1:J:275:LEU:HG	2.26	0.54
1:E:304:ASN:O	1:E:305:SER:C	2.45	0.54
1:F:324:LEU:HD22	1:R:271:LEU:CG	2.38	0.54
1:F:348:LEU:HD21	1:N:387:ARG:HH22	1.69	0.54
1:G:352:ASN:HD22	1:G:586:GLN:N	2.05	0.54
1:G:398:LYS:H	1:G:403:LEU:CD2	2.20	0.54
1:G:566:PHE:CD2	1:G:583:PHE:HB3	2.42	0.54
1:H:292:TYR:OH	1:T:172:PHE:CE1	2.60	0.54
1:H:342:ILE:H	1:H:342:ILE:HD12	1.68	0.54
1:H:469:CYS:O	1:H:485:ALA:HB3	2.08	0.54
1:K:199:PRO:O	1:K:202:THR:HG22	2.06	0.54
1:K:237:PRO:CG	1:N:326:LYS:HG3	2.34	0.54
1:K:397:GLN:HG2	1:K:523:SER:CB	2.36	0.54
1:K:439:THR:HG1	1:K:457:ILE:H	1.54	0.54
1:L:458:VAL:O	1:L:458:VAL:HG12	2.06	0.54
1:L:517:ASN:C	1:L:519:ASP:N	2.61	0.54
1:L:525:VAL:HG12	1:L:526:THR:N	2.22	0.54
1:M:259:ARG:NH1	1:R:259:ARG:HA	2.16	0.54
1:M:439:THR:HG1	1:M:457:ILE:CG1	1.99	0.54
1:M:503:ILE:C	1:M:503:ILE:CD1	2.74	0.54
1:N:222:SER:OG	1:R:229:GLY:N	2.30	0.54
1:N:304:ASN:O	1:N:305:SER:C	2.45	0.54
1:N:398:LYS:H	1:N:403:LEU:CD2	2.19	0.54
1:N:525:VAL:HG12	1:N:526:THR:N	2.22	0.54
1:O:199:PRO:O	1:O:202:THR:HG22	2.06	0.54
1:P:216:ASP:HA	1:P:267:THR:HG22	1.90	0.54
1:P:221:ILE:C	1:Q:230:LYS:HE2	2.27	0.54
1:P:451:TYR:O	1:P:456:GLU:O	2.24	0.54

Continued on next page...

Continued from previous page...

Atom-1	Atom-2	Interatomic distance (Å)	Clash overlap (Å)
1:P:525:VAL:HG12	1:P:526:THR:N	2.22	0.54
1:Q:474:ARG:O	1:Q:475:ALA:HB2	2.06	0.54
1:R:469:CYS:O	1:R:485:ALA:HB3	2.08	0.54
1:T:218:ARG:HB2	1:T:265:VAL:CG2	2.34	0.54
1:T:356:THR:OG1	1:T:569:ASN:ND2	2.39	0.54
1:T:395:ILE:HD11	1:T:523:SER:HB3	1.90	0.54
1:A:566:PHE:CD2	1:A:583:PHE:HB3	2.42	0.54
1:B:352:ASN:HD22	1:B:586:GLN:N	2.05	0.54
1:B:437:VAL:CG1	1:B:439:THR:CA	2.86	0.54
1:C:397:GLN:HG2	1:C:523:SER:CB	2.36	0.54
1:C:469:CYS:HA	1:C:530:LEU:HD13	1.89	0.54
1:C:607:ALA:HB3	1:C:623:ILE:HG12	1.90	0.54
1:D:259:ARG:NH1	1:S:259:ARG:HA	2.16	0.54
1:E:285:THR:HG22	1:E:286:SER:N	2.22	0.54
1:E:292:TYR:OH	1:O:172:PHE:CE1	2.60	0.54
1:E:342:ILE:H	1:E:342:ILE:HD12	1.68	0.54
1:E:437:VAL:CG1	1:E:439:THR:CA	2.86	0.54
1:F:190:LYS:HB3	1:F:652:LEU:HD11	1.88	0.54
1:F:221:ILE:C	1:K:230:LYS:HE2	2.27	0.54
1:F:433:GLY:O	1:F:434:ASP:O	2.26	0.54
1:G:451:TYR:CD1	1:G:458:VAL:N	2.72	0.54
1:G:525:VAL:HG12	1:G:526:THR:N	2.22	0.54
1:H:484:THR:OG1	1:H:485:ALA:N	2.39	0.54
1:I:259:ARG:NH1	1:M:259:ARG:HA	2.16	0.54
1:I:398:LYS:H	1:I:403:LEU:CD2	2.19	0.54
1:J:416:ILE:HG13	1:J:503:ILE:CD1	2.38	0.54
1:L:184:GLN:HG3	1:L:292:TYR:O	2.07	0.54
1:L:401:GLU:OE1	1:L:402:LYS:N	2.38	0.54
1:L:416:ILE:HG13	1:L:503:ILE:CD1	2.38	0.54
1:L:469:CYS:HA	1:L:530:LEU:HD13	1.89	0.54
1:M:392:THR:O	1:M:409:THR:HG22	2.08	0.54
1:N:297:ASN:ND2	1:N:297:ASN:C	2.59	0.54
1:N:337:VAL:CG1	1:N:338:PRO:HD2	2.37	0.54
1:N:401:GLU:OE1	1:N:402:LYS:N	2.38	0.54
1:O:285:THR:HG22	1:O:286:SER:N	2.22	0.54
1:O:458:VAL:O	1:O:458:VAL:HG12	2.06	0.54
1:O:469:CYS:O	1:O:485:ALA:HB3	2.08	0.54
1:P:392:THR:O	1:P:409:THR:HG22	2.08	0.54
1:Q:184:GLN:HG3	1:Q:292:TYR:O	2.07	0.54
1:Q:468:ILE:HD12	1:Q:486:PHE:CZ	2.42	0.54
1:Q:532:TYR:CE2	1:Q:535:ILE:HD12	2.43	0.54

Continued on next page...

Continued from previous page...

Atom-1	Atom-2	Interatomic distance (Å)	Clash overlap (Å)
1:R:285:THR:HG22	1:R:286:SER:N	2.22	0.54
1:R:532:TYR:CE2	1:R:535:ILE:HD12	2.43	0.54
1:S:408:ALA:HB1	1:S:411:PHE:HD2	1.71	0.54
1:A:251:TYR:CB	1:D:328:PRO:O	2.55	0.54
1:A:271:LEU:CB	1:D:324:LEU:HD11	2.35	0.54
1:A:403:LEU:HD21	1:A:514:ASN:HD21	1.72	0.54
1:A:433:GLY:O	1:A:434:ASP:O	2.26	0.54
1:A:525:VAL:HG12	1:A:526:THR:N	2.22	0.54
1:B:285:THR:HG22	1:B:286:SER:N	2.22	0.54
1:B:304:ASN:O	1:B:305:SER:C	2.45	0.54
1:B:566:PHE:CD2	1:B:583:PHE:HB3	2.42	0.54
1:D:458:VAL:O	1:D:458:VAL:HG12	2.06	0.54
1:D:607:ALA:HB3	1:D:623:ILE:HG12	1.90	0.54
1:E:451:TYR:CD1	1:E:458:VAL:N	2.72	0.54
1:E:469:CYS:HA	1:E:530:LEU:HD13	1.89	0.54
1:E:470:GLY:H	1:E:530:LEU:CD1	2.20	0.54
1:F:222:SER:CB	1:K:230:LYS:HG2	2.30	0.54
1:G:395:ILE:HD11	1:G:524:ASP:N	2.23	0.54
1:I:285:THR:HG22	1:I:286:SER:N	2.22	0.54
1:I:437:VAL:CG1	1:I:439:THR:CA	2.86	0.54
1:I:469:CYS:HA	1:I:530:LEU:HD13	1.89	0.54
1:J:395:ILE:HD11	1:J:524:ASP:N	2.23	0.54
1:J:525:VAL:HG12	1:J:526:THR:N	2.22	0.54
1:L:337:VAL:CG1	1:L:338:PRO:HD2	2.37	0.54
1:L:433:GLY:O	1:L:434:ASP:O	2.26	0.54
1:N:403:LEU:HD21	1:N:514:ASN:HD21	1.72	0.54
1:P:416:ILE:HG13	1:P:503:ILE:CD1	2.38	0.54
1:P:437:VAL:CG1	1:P:438:THR:N	2.34	0.54
1:P:469:CYS:O	1:P:485:ALA:HB3	2.08	0.54
1:Q:469:CYS:O	1:Q:485:ALA:HB3	2.08	0.54
1:Q:607:ALA:HB3	1:Q:623:ILE:HG12	1.90	0.54
1:S:324:LEU:HD22	1:T:271:LEU:CG	2.38	0.54
1:T:285:THR:HG22	1:T:286:SER:N	2.22	0.54
1:A:392:THR:O	1:A:409:THR:HG22	2.08	0.54
1:A:401:GLU:CD	1:A:402:LYS:HG3	2.26	0.54
1:C:403:LEU:HD21	1:C:514:ASN:HD21	1.72	0.54
1:C:416:ILE:HG13	1:C:503:ILE:CD1	2.38	0.54
1:C:437:VAL:CG1	1:C:439:THR:CA	2.86	0.54
1:C:517:ASN:C	1:C:519:ASP:N	2.61	0.54
1:D:397:GLN:HG2	1:D:523:SER:CB	2.36	0.54
1:E:525:VAL:HG12	1:E:526:THR:N	2.22	0.54

Continued on next page...

Continued from previous page...

Atom-1	Atom-2	Interatomic distance (Å)	Clash overlap (Å)
1:E:569:ASN:O	1:E:570:THR:HG22	2.08	0.54
1:F:517:ASN:C	1:F:519:ASP:N	2.61	0.54
1:F:532:TYR:CE2	1:F:535:ILE:HD12	2.43	0.54
1:G:218:ARG:HB2	1:G:265:VAL:CG2	2.34	0.54
1:G:437:VAL:CG1	1:G:439:THR:CA	2.86	0.54
1:G:517:ASN:C	1:G:519:ASP:N	2.61	0.54
1:G:532:TYR:CE2	1:G:535:ILE:HD12	2.43	0.54
1:H:352:ASN:HD22	1:H:586:GLN:N	2.05	0.54
1:H:458:VAL:O	1:H:458:VAL:HG12	2.06	0.54
1:H:517:ASN:C	1:H:519:ASP:N	2.61	0.54
1:I:433:GLY:O	1:I:434:ASP:O	2.26	0.54
1:J:216:ASP:HA	1:J:267:THR:HG22	1.89	0.54
1:J:218:ARG:HB2	1:J:265:VAL:CG2	2.34	0.54
1:J:403:LEU:HD21	1:J:514:ASN:HD21	1.72	0.54
1:K:392:THR:O	1:K:409:THR:HG22	2.08	0.54
1:K:416:ILE:HG13	1:K:503:ILE:CD1	2.38	0.54
1:L:221:ILE:C	1:T:230:LYS:HE2	2.27	0.54
1:L:484:THR:OG1	1:L:485:ALA:N	2.39	0.54
1:L:569:ASN:O	1:L:570:THR:HG22	2.08	0.54
1:M:237:PRO:CG	1:Q:326:LYS:HG3	2.34	0.54
1:M:464:LYS:HA	1:M:533:THR:CG2	2.31	0.54
1:N:433:GLY:O	1:N:434:ASP:O	2.26	0.54
1:N:532:TYR:CE2	1:N:535:ILE:HD12	2.43	0.54
1:O:433:GLY:O	1:O:434:ASP:O	2.26	0.54
1:P:395:ILE:HD11	1:P:523:SER:HB3	1.90	0.54
1:P:395:ILE:HD11	1:P:524:ASP:N	2.23	0.54
1:P:468:ILE:HD12	1:P:486:PHE:CZ	2.42	0.54
1:Q:525:VAL:HG12	1:Q:526:THR:N	2.22	0.54
1:R:395:ILE:HD11	1:R:523:SER:HB3	1.90	0.54
1:R:408:ALA:HB1	1:R:411:PHE:HD2	1.71	0.54
1:S:395:ILE:HD11	1:S:524:ASP:N	2.23	0.54
1:S:469:CYS:HA	1:S:530:LEU:HD13	1.89	0.54
1:T:297:ASN:C	1:T:297:ASN:ND2	2.59	0.54
1:T:433:GLY:O	1:T:434:ASP:O	2.26	0.54
1:A:184:GLN:HG3	1:A:292:TYR:O	2.07	0.54
1:A:395:ILE:HD11	1:A:524:ASP:N	2.23	0.54
1:A:482:SER:OG	1:A:483:ASN:N	2.39	0.54
1:B:397:GLN:HG2	1:B:523:SER:CB	2.36	0.54
1:B:482:SER:OG	1:B:483:ASN:N	2.39	0.54
1:C:482:SER:OG	1:C:483:ASN:N	2.39	0.54
1:D:271:LEU:CG	1:L:324:LEU:HD22	2.38	0.54

Continued on next page...

Continued from previous page...

Atom-1	Atom-2	Interatomic distance (Å)	Clash overlap (Å)
1:D:408:ALA:HB1	1:D:411:PHE:HD2	1.71	0.54
1:E:395:ILE:HD11	1:E:523:SER:HB3	1.90	0.54
1:E:433:GLY:O	1:E:434:ASP:O	2.26	0.54
1:G:172:PHE:CE1	1:N:292:TYR:OH	2.60	0.54
1:G:416:ILE:HG13	1:G:503:ILE:CD1	2.37	0.54
1:G:605:SER:CB	1:G:650:ILE:HG23	2.27	0.54
1:H:337:VAL:CG1	1:H:338:PRO:HD2	2.37	0.54
1:H:395:ILE:HD11	1:H:523:SER:HB3	1.90	0.54
1:H:403:LEU:HD21	1:H:514:ASN:HD21	1.72	0.54
1:H:427:SER:OG	1:H:429:LEU:HD22	1.99	0.54
1:H:468:ILE:HD12	1:H:486:PHE:CZ	2.42	0.54
1:H:503:ILE:C	1:H:503:ILE:CD1	2.74	0.54
1:L:354:TYR:HH	1:L:467:TYR:HE2	1.47	0.54
1:L:392:THR:O	1:L:409:THR:HG22	2.08	0.54
1:L:439:THR:OG1	1:L:457:ILE:N	2.41	0.54
1:M:395:ILE:HD11	1:M:523:SER:HB3	1.90	0.54
1:M:433:GLY:O	1:M:434:ASP:O	2.26	0.54
1:M:525:VAL:HG12	1:M:526:THR:N	2.22	0.54
1:N:226:VAL:CG2	1:R:226:VAL:HA	2.26	0.54
1:N:566:PHE:CD2	1:N:583:PHE:HB3	2.42	0.54
1:O:392:THR:O	1:O:409:THR:HG22	2.08	0.54
1:O:402:LYS:HZ2	1:O:511:PHE:HE2	1.50	0.54
1:O:451:TYR:O	1:O:456:GLU:O	2.24	0.54
1:P:433:GLY:O	1:P:434:ASP:O	2.26	0.54
1:Q:416:ILE:HG13	1:Q:503:ILE:CD1	2.38	0.54
1:R:482:SER:OG	1:R:483:ASN:N	2.39	0.54
1:S:352:ASN:HD22	1:S:586:GLN:N	2.05	0.54
1:S:392:THR:O	1:S:409:THR:HG22	2.08	0.54
1:S:470:GLY:H	1:S:530:LEU:CD1	2.20	0.54
1:S:569:ASN:O	1:S:570:THR:HG22	2.08	0.54
1:T:392:THR:O	1:T:409:THR:HG22	2.08	0.54
1:A:330:SER:HB2	1:L:237:PRO:HD2	1.89	0.54
1:B:469:CYS:HA	1:B:530:LEU:HD13	1.89	0.54
1:B:470:GLY:H	1:B:530:LEU:CD1	2.20	0.54
1:B:501:ASN:O	1:B:548:VAL:HG13	2.08	0.54
1:C:304:ASN:O	1:C:305:SER:C	2.45	0.54
1:C:395:ILE:HD11	1:C:524:ASP:N	2.23	0.54
1:D:392:THR:O	1:D:409:THR:HG22	2.08	0.54
1:D:464:LYS:HA	1:D:533:THR:CG2	2.31	0.54
1:F:398:LYS:H	1:F:403:LEU:CD2	2.19	0.54
1:F:437:VAL:CG1	1:F:439:THR:CA	2.86	0.54

Continued on next page...

Continued from previous page...

Atom-1	Atom-2	Interatomic distance (Å)	Clash overlap (Å)
1:G:297:ASN:C	1:G:297:ASN:ND2	2.59	0.54
1:H:184:GLN:HG3	1:H:292:TYR:O	2.07	0.54
1:H:641:PHE:N	1:H:642:PRO:HD3	2.23	0.54
1:I:403:LEU:HD21	1:I:514:ASN:HD21	1.72	0.54
1:I:501:ASN:O	1:I:548:VAL:HG13	2.08	0.54
1:J:451:TYR:O	1:J:456:GLU:O	2.24	0.54
1:J:474:ARG:N	1:J:524:ASP:HA	2.13	0.54
1:K:395:ILE:HD11	1:K:523:SER:HB3	1.90	0.54
1:K:469:CYS:O	1:K:485:ALA:HB3	2.08	0.54
1:L:451:TYR:CD1	1:L:458:VAL:N	2.72	0.54
1:N:395:ILE:HD11	1:N:524:ASP:N	2.23	0.54
1:O:304:ASN:O	1:O:305:SER:C	2.45	0.54
1:O:397:GLN:HG2	1:O:523:SER:CB	2.36	0.54
1:O:569:ASN:O	1:O:570:THR:HG22	2.08	0.54
1:P:397:GLN:HG2	1:P:523:SER:CB	2.36	0.54
1:Q:218:ARG:HB2	1:Q:265:VAL:CG2	2.34	0.54
1:Q:280:SER:OG	1:Q:334:HIS:CE1	2.50	0.54
1:Q:501:ASN:O	1:Q:548:VAL:HG13	2.08	0.54
1:S:327:PRO:CD	1:T:237:PRO:CG	2.54	0.54
1:S:458:VAL:HG12	1:S:459:ASN:HD22	1.73	0.54
1:T:190:LYS:HB3	1:T:652:LEU:HD11	1.88	0.54
1:T:437:VAL:CG1	1:T:439:THR:CA	2.86	0.54
1:A:328:PRO:O	1:L:251:TYR:CB	2.55	0.53
1:A:416:ILE:HG13	1:A:503:ILE:CD1	2.38	0.53
1:B:392:THR:O	1:B:409:THR:HG22	2.08	0.53
1:B:416:ILE:HG13	1:B:503:ILE:CD1	2.38	0.53
1:C:501:ASN:O	1:C:548:VAL:HG13	2.09	0.53
1:C:503:ILE:C	1:C:503:ILE:CD1	2.74	0.53
1:C:569:ASN:O	1:C:570:THR:HG22	2.08	0.53
1:D:334:HIS:HB3	1:D:600:LEU:CD1	2.39	0.53
1:E:469:CYS:O	1:E:485:ALA:HB3	2.08	0.53
1:F:216:ASP:HA	1:F:267:THR:HG22	1.90	0.53
1:G:578:ARG:C	1:G:579:SER:HG	2.11	0.53
1:H:260:GLN:HG2	1:T:261:VAL:HG11	1.91	0.53
1:H:334:HIS:HB3	1:H:600:LEU:CD1	2.38	0.53
1:I:184:GLN:HG3	1:I:292:TYR:O	2.07	0.53
1:I:439:THR:OG1	1:I:457:ILE:N	2.41	0.53
1:I:641:PHE:N	1:I:642:PRO:HD3	2.23	0.53
1:J:392:THR:O	1:J:409:THR:HG22	2.08	0.53
1:J:401:GLU:OE1	1:J:402:LYS:N	2.38	0.53
1:J:532:TYR:CE2	1:J:535:ILE:HD12	2.43	0.53

Continued on next page...

Continued from previous page...

Atom-1	Atom-2	Interatomic distance (Å)	Clash overlap (Å)
1:K:334:HIS:HB3	1:K:600:LEU:CD1	2.39	0.53
1:K:403:LEU:HD21	1:K:514:ASN:HD21	1.72	0.53
1:K:408:ALA:HB1	1:K:411:PHE:HD2	1.71	0.53
1:K:484:THR:OG1	1:K:485:ALA:N	2.39	0.53
1:L:641:PHE:N	1:L:642:PRO:HD3	2.23	0.53
1:M:221:ILE:HG22	1:M:310:VAL:CG2	2.33	0.53
1:N:216:ASP:HA	1:N:267:THR:HG22	1.90	0.53
1:O:403:LEU:HD21	1:O:514:ASN:HD21	1.72	0.53
1:O:416:ILE:HG13	1:O:503:ILE:CD1	2.38	0.53
1:O:641:PHE:N	1:O:642:PRO:HD3	2.23	0.53
1:S:607:ALA:HB3	1:S:623:ILE:HG12	1.90	0.53
1:T:607:ALA:HB3	1:T:623:ILE:HG12	1.90	0.53
1:A:501:ASN:O	1:A:548:VAL:HG13	2.09	0.53
1:B:395:ILE:HD11	1:B:523:SER:HB3	1.90	0.53
1:B:464:LYS:HA	1:B:533:THR:CG2	2.31	0.53
1:D:260:GLN:HG2	1:S:261:VAL:HG11	1.91	0.53
1:D:450:GLU:O	1:D:451:TYR:CB	2.57	0.53
1:D:469:CYS:O	1:D:485:ALA:HB3	2.08	0.53
1:E:324:LEU:HD22	1:J:271:LEU:CG	2.38	0.53
1:E:401:GLU:OE1	1:E:402:LYS:N	2.38	0.53
1:E:532:TYR:CE2	1:E:535:ILE:HD12	2.43	0.53
1:E:641:PHE:N	1:E:642:PRO:HD3	2.23	0.53
1:F:439:THR:HG1	1:F:457:ILE:CG1	2.17	0.53
1:G:433:GLY:O	1:G:434:ASP:O	2.26	0.53
1:G:439:THR:O	1:G:440:SER:OG	2.26	0.53
1:G:481:ILE:O	1:G:482:SER:C	2.47	0.53
1:H:433:GLY:O	1:H:434:ASP:O	2.26	0.53
1:I:569:ASN:O	1:I:570:THR:HG22	2.08	0.53
1:J:433:GLY:O	1:J:434:ASP:O	2.26	0.53
1:L:216:ASP:HA	1:L:267:THR:HG22	1.90	0.53
1:L:469:CYS:O	1:L:485:ALA:HB3	2.08	0.53
1:L:612:ILE:HG22	1:L:618:TRP:CB	2.39	0.53
1:M:184:GLN:HG3	1:M:292:TYR:O	2.07	0.53
1:M:398:LYS:H	1:M:403:LEU:CD2	2.20	0.53
1:M:578:ARG:C	1:M:579:SER:HG	2.11	0.53
1:N:392:THR:O	1:N:409:THR:HG22	2.08	0.53
1:N:402:LYS:HZ2	1:N:511:PHE:HE2	1.49	0.53
1:O:464:LYS:HA	1:O:533:THR:CG2	2.31	0.53
1:O:482:SER:OG	1:O:483:ASN:N	2.39	0.53
1:P:408:ALA:HB1	1:P:411:PHE:HD2	1.72	0.53
1:Q:334:HIS:HB3	1:Q:600:LEU:CD1	2.39	0.53

Continued on next page...

Continued from previous page...

Atom-1	Atom-2	Interatomic distance (Å)	Clash overlap (Å)
1:R:342:ILE:H	1:R:342:ILE:HD12	1.68	0.53
1:R:416:ILE:HG13	1:R:503:ILE:CD1	2.38	0.53
1:S:395:ILE:HD11	1:S:523:SER:HB3	1.90	0.53
1:T:481:ILE:O	1:T:482:SER:C	2.47	0.53
1:A:324:LEU:HD22	1:L:271:LEU:CG	2.38	0.53
1:A:469:CYS:O	1:A:485:ALA:HB3	2.08	0.53
1:B:237:PRO:CG	1:R:326:LYS:HG3	2.34	0.53
1:B:260:GLN:HG2	1:Q:261:VAL:HG11	1.90	0.53
1:B:607:ALA:HB3	1:B:623:ILE:HG12	1.90	0.53
1:C:260:GLN:HG2	1:K:261:VAL:HG11	1.90	0.53
1:D:451:TYR:CD1	1:D:458:VAL:N	2.72	0.53
1:D:481:ILE:O	1:D:482:SER:C	2.47	0.53
1:F:261:VAL:HG11	1:K:260:GLN:HG2	1.91	0.53
1:F:334:HIS:HB3	1:F:600:LEU:CD1	2.39	0.53
1:F:395:ILE:HD11	1:F:523:SER:HB3	1.90	0.53
1:F:397:GLN:HG2	1:F:523:SER:CB	2.36	0.53
1:G:395:ILE:HD11	1:G:523:SER:HB3	1.90	0.53
1:G:641:PHE:N	1:G:642:PRO:HD3	2.23	0.53
1:H:304:ASN:O	1:H:305:SER:C	2.45	0.53
1:H:395:ILE:HD11	1:H:524:ASP:N	2.23	0.53
1:H:401:GLU:CD	1:H:402:LYS:HG3	2.26	0.53
1:H:450:GLU:O	1:H:451:TYR:CB	2.57	0.53
1:K:271:LEU:CG	1:N:324:LEU:HD22	2.38	0.53
1:K:439:THR:O	1:K:440:SER:OG	2.26	0.53
1:K:517:ASN:C	1:K:519:ASP:N	2.61	0.53
1:K:612:ILE:HG22	1:K:618:TRP:CB	2.39	0.53
1:L:334:HIS:HB3	1:L:600:LEU:CD1	2.39	0.53
1:L:398:LYS:HB2	1:L:403:LEU:HB3	1.91	0.53
1:L:532:TYR:CE2	1:L:535:ILE:HD12	2.43	0.53
1:M:218:ARG:HB2	1:M:265:VAL:CG2	2.34	0.53
1:M:353:ARG:HH12	1:M:541:GLY:HA3	1.74	0.53
1:M:469:CYS:HA	1:M:530:LEU:HD13	1.89	0.53
1:M:501:ASN:O	1:M:548:VAL:HG13	2.09	0.53
1:O:469:CYS:HA	1:O:530:LEU:HD13	1.89	0.53
1:Q:348:LEU:HD21	1:R:387:ARG:HH22	1.69	0.53
1:Q:433:GLY:O	1:Q:434:ASP:O	2.26	0.53
1:Q:458:VAL:HG12	1:Q:459:ASN:HD22	1.73	0.53
1:Q:601:LEU:CD1	1:Q:602:PRO:HD2	2.39	0.53
1:R:353:ARG:HH12	1:R:541:GLY:HA3	1.74	0.53
1:R:501:ASN:O	1:R:548:VAL:HG13	2.09	0.53
1:S:401:GLU:CD	1:S:402:LYS:HG3	2.26	0.53

Continued on next page...

Continued from previous page...

Atom-1	Atom-2	Interatomic distance (Å)	Clash overlap (Å)
1:S:501:ASN:O	1:S:548:VAL:HG13	2.08	0.53
1:S:612:ILE:HG22	1:S:618:TRP:CB	2.39	0.53
1:A:334:HIS:HB3	1:A:600:LEU:CD1	2.39	0.53
1:A:358:ILE:HG22	1:A:359:THR:N	2.24	0.53
1:B:271:LEU:CG	1:R:324:LEU:HD22	2.38	0.53
1:C:342:ILE:H	1:C:342:ILE:HD12	1.68	0.53
1:C:433:GLY:O	1:C:434:ASP:O	2.26	0.53
1:D:221:ILE:HG22	1:D:310:VAL:CG2	2.33	0.53
1:D:433:GLY:O	1:D:434:ASP:O	2.26	0.53
1:D:611:ILE:HD11	1:D:621:ILE:HD12	1.91	0.53
1:E:172:PHE:CE1	1:L:292:TYR:OH	2.60	0.53
1:E:297:ASN:C	1:E:297:ASN:ND2	2.59	0.53
1:E:353:ARG:HH12	1:E:541:GLY:HA3	1.74	0.53
1:F:325:LEU:HD23	1:N:165:GLU:CG	2.21	0.53
1:F:481:ILE:O	1:F:482:SER:C	2.47	0.53
1:F:503:ILE:CG2	1:F:550:ILE:HD12	2.33	0.53
1:F:612:ILE:HG22	1:F:618:TRP:CB	2.39	0.53
1:G:229:GLY:N	1:I:222:SER:OG	2.30	0.53
1:G:353:ARG:HH12	1:G:541:GLY:HA3	1.74	0.53
1:G:470:GLY:H	1:G:530:LEU:CD1	2.20	0.53
1:G:607:ALA:HB3	1:G:623:ILE:HG12	1.90	0.53
1:H:437:VAL:CG1	1:H:439:THR:CA	2.86	0.53
1:H:481:ILE:O	1:H:482:SER:C	2.47	0.53
1:H:612:ILE:HG22	1:H:618:TRP:CB	2.39	0.53
1:I:607:ALA:HB3	1:I:623:ILE:HG12	1.90	0.53
1:J:261:VAL:HG11	1:P:260:GLN:HG2	1.91	0.53
1:J:424:THR:HG1	1:J:489:THR:HG23	1.73	0.53
1:J:482:SER:OG	1:J:483:ASN:N	2.39	0.53
1:J:601:LEU:CD1	1:J:602:PRO:HD2	2.39	0.53
1:K:433:GLY:O	1:K:434:ASP:O	2.26	0.53
1:M:189:PHE:CD1	1:M:289:ILE:HB	2.38	0.53
1:M:437:VAL:CG1	1:M:439:THR:CA	2.86	0.53
1:N:172:PHE:CE1	1:R:292:TYR:OH	2.60	0.53
1:N:353:ARG:HH12	1:N:541:GLY:HA3	1.74	0.53
1:N:517:ASN:C	1:N:519:ASP:N	2.61	0.53
1:O:408:ALA:HB1	1:O:411:PHE:HD2	1.71	0.53
1:P:641:PHE:N	1:P:642:PRO:HD3	2.23	0.53
1:Q:337:VAL:CG1	1:Q:338:PRO:HD2	2.37	0.53
1:Q:392:THR:O	1:Q:409:THR:HG22	2.08	0.53
1:Q:482:SER:OG	1:Q:483:ASN:N	2.39	0.53
1:Q:612:ILE:HG22	1:Q:618:TRP:CB	2.39	0.53

Continued on next page...

Continued from previous page...

Atom-1	Atom-2	Interatomic distance (Å)	Clash overlap (Å)
1:R:433:GLY:O	1:R:434:ASP:O	2.26	0.53
1:R:469:CYS:HA	1:R:530:LEU:HD13	1.89	0.53
1:S:641:PHE:N	1:S:642:PRO:HD3	2.23	0.53
1:T:458:VAL:HG12	1:T:459:ASN:HD22	1.73	0.53
1:A:387:ARG:HH22	1:E:348:LEU:HD21	1.69	0.53
1:A:450:GLU:O	1:A:451:TYR:CB	2.57	0.53
1:A:607:ALA:HB3	1:A:623:ILE:HG12	1.90	0.53
1:B:325:LEU:HB3	1:D:165:GLU:OE1	1.91	0.53
1:D:395:ILE:HD11	1:D:523:SER:HB3	1.90	0.53
1:D:437:VAL:CG1	1:D:439:THR:CA	2.86	0.53
1:E:328:PRO:O	1:J:251:TYR:CB	2.55	0.53
1:E:458:VAL:HG12	1:E:459:ASN:HD22	1.73	0.53
1:E:601:LEU:CD1	1:E:602:PRO:HD2	2.39	0.53
1:F:458:VAL:HG12	1:F:459:ASN:HD22	1.74	0.53
1:F:501:ASN:O	1:F:548:VAL:HG13	2.08	0.53
1:F:607:ALA:HB3	1:F:623:ILE:HG12	1.90	0.53
1:G:190:LYS:HB3	1:G:652:LEU:HD11	1.88	0.53
1:G:285:THR:HG22	1:G:286:SER:N	2.22	0.53
1:G:392:THR:O	1:G:409:THR:HG22	2.08	0.53
1:J:437:VAL:CG1	1:J:439:THR:CA	2.86	0.53
1:K:437:VAL:CG1	1:K:439:THR:CA	2.86	0.53
1:K:451:TYR:CD1	1:K:458:VAL:N	2.72	0.53
1:K:458:VAL:HG12	1:K:459:ASN:HD22	1.74	0.53
1:K:607:ALA:HB3	1:K:623:ILE:HG12	1.90	0.53
1:L:218:ARG:HB2	1:L:265:VAL:CG2	2.34	0.53
1:L:358:ILE:HG22	1:L:359:THR:N	2.24	0.53
1:L:395:ILE:HD11	1:L:523:SER:HB3	1.90	0.53
1:L:611:ILE:HD11	1:L:621:ILE:HD12	1.91	0.53
1:N:395:ILE:HD11	1:N:523:SER:HB3	1.90	0.53
1:N:437:VAL:CG1	1:N:439:THR:CA	2.86	0.53
1:O:353:ARG:HH12	1:O:541:GLY:HA3	1.74	0.53
1:O:481:ILE:O	1:O:482:SER:C	2.47	0.53
1:O:501:ASN:O	1:O:548:VAL:HG13	2.09	0.53
1:P:261:VAL:HG11	1:Q:260:GLN:HG2	1.91	0.53
1:P:285:THR:HG22	1:P:286:SER:N	2.22	0.53
1:P:437:VAL:CG1	1:P:439:THR:CA	2.86	0.53
1:P:450:GLU:O	1:P:451:TYR:CB	2.57	0.53
1:P:469:CYS:HA	1:P:530:LEU:HD13	1.89	0.53
1:Q:395:ILE:HD11	1:Q:524:ASP:N	2.23	0.53
1:Q:451:TYR:H	1:Q:458:VAL:CB	2.16	0.53
1:Q:517:ASN:C	1:Q:519:ASP:N	2.61	0.53

Continued on next page...

Continued from previous page...

Atom-1	Atom-2	Interatomic distance (Å)	Clash overlap (Å)
1:R:358:ILE:HG22	1:R:359:THR:N	2.24	0.53
1:R:392:THR:O	1:R:409:THR:HG22	2.08	0.53
1:R:395:ILE:HD11	1:R:524:ASP:N	2.23	0.53
1:R:450:GLU:O	1:R:451:TYR:CB	2.57	0.53
1:S:437:VAL:CG1	1:S:439:THR:CA	2.86	0.53
1:T:569:ASN:O	1:T:570:THR:HG22	2.08	0.53
1:T:611:ILE:HD11	1:T:621:ILE:HD12	1.91	0.53
1:T:641:PHE:N	1:T:642:PRO:HD3	2.23	0.53
1:A:221:ILE:HG22	1:A:310:VAL:CG2	2.33	0.53
1:A:398:LYS:HB2	1:A:403:LEU:HB3	1.91	0.53
1:A:470:GLY:H	1:A:530:LEU:CD1	2.20	0.53
1:C:612:ILE:HG22	1:C:618:TRP:CB	2.39	0.53
1:D:216:ASP:HA	1:D:267:THR:HG22	1.90	0.53
1:D:237:PRO:CG	1:L:326:LYS:HG3	2.34	0.53
1:D:358:ILE:HG22	1:D:359:THR:N	2.24	0.53
1:D:469:CYS:HA	1:D:530:LEU:HD13	1.89	0.53
1:E:330:SER:HB2	1:J:237:PRO:HD2	1.89	0.53
1:E:395:ILE:HD11	1:E:524:ASP:N	2.23	0.53
1:E:397:GLN:HG2	1:E:523:SER:CB	2.36	0.53
1:F:218:ARG:HB2	1:F:265:VAL:CG2	2.34	0.53
1:F:328:PRO:O	1:R:251:TYR:CB	2.55	0.53
1:F:464:LYS:HA	1:F:533:THR:CG2	2.31	0.53
1:F:525:VAL:HG12	1:F:526:THR:N	2.22	0.53
1:G:358:ILE:HG22	1:G:359:THR:N	2.24	0.53
1:H:353:ARG:HH12	1:H:541:GLY:HA3	1.74	0.53
1:H:458:VAL:HG12	1:H:459:ASN:HD22	1.73	0.53
1:I:358:ILE:HG22	1:I:359:THR:N	2.24	0.53
1:I:392:THR:O	1:I:409:THR:HG22	2.08	0.53
1:I:395:ILE:HD11	1:I:524:ASP:N	2.23	0.53
1:J:353:ARG:HH12	1:J:541:GLY:HA3	1.74	0.53
1:J:458:VAL:HG12	1:J:459:ASN:HD22	1.74	0.53
1:J:469:CYS:HA	1:J:530:LEU:HD13	1.89	0.53
1:J:517:ASN:C	1:J:519:ASP:N	2.61	0.53
1:J:611:ILE:HD11	1:J:621:ILE:HD12	1.91	0.53
1:K:450:GLU:O	1:K:451:TYR:CB	2.57	0.53
1:L:401:GLU:CD	1:L:402:LYS:HG3	2.26	0.53
1:L:450:GLU:O	1:L:451:TYR:CB	2.57	0.53
1:L:605:SER:CB	1:L:650:ILE:HG23	2.27	0.53
1:M:271:LEU:CG	1:Q:324:LEU:HD22	2.38	0.53
1:M:280:SER:OG	1:M:334:HIS:CE1	2.50	0.53
1:M:395:ILE:HD11	1:M:524:ASP:N	2.23	0.53

Continued on next page...

Continued from previous page...

Atom-1	Atom-2	Interatomic distance (Å)	Clash overlap (Å)
1:N:297:ASN:HD22	1:N:297:ASN:C	2.05	0.53
1:N:398:LYS:HB2	1:N:403:LEU:HB3	1.91	0.53
1:N:470:GLY:H	1:N:530:LEU:CD1	2.20	0.53
1:P:482:SER:OG	1:P:483:ASN:N	2.39	0.53
1:Q:470:GLY:H	1:Q:530:LEU:CD1	2.20	0.53
1:A:271:LEU:CG	1:D:324:LEU:HD22	2.38	0.53
1:A:540:ILE:O	1:A:582:VAL:HG13	2.09	0.53
1:B:468:ILE:HD12	1:B:486:PHE:CZ	2.42	0.53
1:B:532:TYR:CE2	1:B:535:ILE:HD12	2.43	0.53
1:D:341:LEU:CB	1:D:342:ILE:HD12	2.39	0.53
1:D:353:ARG:HH12	1:D:541:GLY:HA3	1.74	0.53
1:D:398:LYS:HB2	1:D:403:LEU:HB3	1.91	0.53
1:D:501:ASN:O	1:D:548:VAL:HG13	2.08	0.53
1:D:540:ILE:O	1:D:582:VAL:HG13	2.09	0.53
1:E:392:THR:O	1:E:409:THR:HG22	2.08	0.53
1:E:450:GLU:O	1:E:451:TYR:CB	2.57	0.53
1:E:612:ILE:HG22	1:E:618:TRP:CB	2.39	0.53
1:F:324:LEU:HD13	1:R:271:LEU:CB	2.39	0.53
1:F:353:ARG:HH12	1:F:541:GLY:HA3	1.74	0.53
1:F:470:GLY:H	1:F:530:LEU:CD1	2.20	0.53
1:F:641:PHE:N	1:F:642:PRO:HD3	2.23	0.53
1:G:368:PHE:HB3	1:G:544:ARG:HH12	1.74	0.53
1:G:569:ASN:O	1:G:570:THR:HG22	2.08	0.53
1:H:398:LYS:HB2	1:H:403:LEU:HB3	1.91	0.53
1:I:292:TYR:OH	1:M:172:PHE:CE1	2.60	0.53
1:J:358:ILE:HG22	1:J:359:THR:N	2.24	0.53
1:J:398:LYS:H	1:J:403:LEU:CD2	2.20	0.53
1:J:612:ILE:HG22	1:J:618:TRP:CB	2.39	0.53
1:J:641:PHE:N	1:J:642:PRO:HD3	2.23	0.53
1:K:190:LYS:HB2	1:K:652:LEU:CD1	2.24	0.53
1:K:395:ILE:HD11	1:K:524:ASP:N	2.23	0.53
1:L:172:PHE:CE1	1:T:292:TYR:OH	2.60	0.53
1:L:540:ILE:O	1:L:582:VAL:HG13	2.09	0.53
1:M:271:LEU:CB	1:Q:324:LEU:HD13	2.39	0.53
1:M:439:THR:OG1	1:M:457:ILE:N	2.41	0.53
1:M:481:ILE:O	1:M:482:SER:C	2.47	0.53
1:M:601:LEU:CD1	1:M:602:PRO:HD2	2.39	0.53
1:N:261:VAL:HG11	1:R:260:GLN:HG2	1.90	0.53
1:N:481:ILE:O	1:N:482:SER:C	2.47	0.53
1:O:341:LEU:CB	1:O:342:ILE:HD12	2.39	0.53
1:O:395:ILE:HD11	1:O:524:ASP:N	2.23	0.53

Continued on next page...

Continued from previous page...

Atom-1	Atom-2	Interatomic distance (Å)	Clash overlap (Å)
1:P:226:VAL:CG2	1:Q:226:VAL:HA	2.26	0.53
1:P:484:THR:OG1	1:P:485:ALA:N	2.39	0.53
1:Q:641:PHE:N	1:Q:642:PRO:HD3	2.23	0.53
1:R:218:ARG:HB2	1:R:265:VAL:CG2	2.34	0.53
1:R:401:GLU:CD	1:R:402:LYS:HG3	2.26	0.53
1:R:437:VAL:CG1	1:R:439:THR:CA	2.86	0.53
1:R:517:ASN:C	1:R:519:ASP:N	2.61	0.53
1:S:341:LEU:CB	1:S:342:ILE:HD12	2.39	0.53
1:S:358:ILE:HG22	1:S:359:THR:N	2.24	0.53
1:S:402:LYS:HD3	1:S:511:PHE:CE2	2.34	0.53
1:T:358:ILE:HG22	1:T:359:THR:N	2.24	0.53
1:A:187:ILE:HG21	1:A:190:LYS:HG3	1.91	0.53
1:A:218:ARG:HB2	1:A:265:VAL:CG2	2.34	0.53
1:A:395:ILE:HD11	1:A:523:SER:HB3	1.90	0.53
1:A:601:LEU:CD1	1:A:602:PRO:HD2	2.39	0.53
1:B:469:CYS:O	1:B:485:ALA:HB3	2.08	0.53
1:C:209:VAL:HG23	1:C:324:LEU:HB3	1.91	0.53
1:C:450:GLU:O	1:C:451:TYR:CB	2.57	0.53
1:D:395:ILE:HD11	1:D:524:ASP:N	2.23	0.53
1:D:641:PHE:N	1:D:642:PRO:HD3	2.23	0.53
1:E:398:LYS:HB2	1:E:403:LEU:HB3	1.91	0.53
1:E:402:LYS:HZ2	1:E:511:PHE:HE2	1.53	0.53
1:F:330:SER:HB2	1:R:237:PRO:HD2	1.89	0.53
1:F:398:LYS:HB2	1:F:403:LEU:HB3	1.91	0.53
1:F:469:CYS:O	1:F:485:ALA:HB3	2.08	0.53
1:H:221:ILE:CG2	1:H:310:VAL:HG22	2.32	0.53
1:H:259:ARG:HA	1:O:259:ARG:NH1	2.16	0.53
1:H:261:VAL:HG11	1:O:260:GLN:HG2	1.90	0.53
1:H:439:THR:OG1	1:H:457:ILE:N	2.41	0.53
1:I:368:PHE:HB3	1:I:544:ARG:HH12	1.74	0.53
1:I:458:VAL:HG12	1:I:459:ASN:HD22	1.74	0.53
1:J:190:LYS:HB3	1:J:652:LEU:HD11	1.88	0.53
1:K:341:LEU:CB	1:K:342:ILE:HD12	2.39	0.53
1:K:611:ILE:HD11	1:K:621:ILE:HD12	1.91	0.53
1:K:641:PHE:N	1:K:642:PRO:HD3	2.24	0.53
1:L:353:ARG:HH12	1:L:541:GLY:HA3	1.74	0.53
1:L:368:PHE:HB3	1:L:544:ARG:HH12	1.74	0.53
1:L:397:GLN:HG2	1:L:523:SER:CB	2.36	0.53
1:M:187:ILE:HG21	1:M:190:LYS:HG3	1.91	0.53
1:M:601:LEU:HD12	1:M:650:ILE:HD11	1.48	0.53
1:N:469:CYS:O	1:N:485:ALA:HB3	2.08	0.53

Continued on next page...

Continued from previous page...

Atom-1	Atom-2	Interatomic distance (Å)	Clash overlap (Å)
1:N:607:ALA:HB3	1:N:623:ILE:HG12	1.90	0.53
1:N:611:ILE:HD11	1:N:621:ILE:HD12	1.91	0.53
1:O:458:VAL:HG12	1:O:459:ASN:HD22	1.73	0.53
1:P:368:PHE:HB3	1:P:544:ARG:HH12	1.74	0.53
1:P:401:GLU:OE1	1:P:402:LYS:N	2.38	0.53
1:P:601:LEU:CD1	1:P:602:PRO:HD2	2.39	0.53
1:Q:437:VAL:CG1	1:Q:439:THR:CA	2.86	0.53
1:R:439:THR:O	1:R:440:SER:OG	2.26	0.53
1:R:607:ALA:HB3	1:R:623:ILE:HG12	1.90	0.53
1:T:353:ARG:HH12	1:T:541:GLY:HA3	1.74	0.53
1:T:395:ILE:HD11	1:T:524:ASP:N	2.23	0.53
1:A:353:ARG:HH12	1:A:541:GLY:HA3	1.74	0.53
1:A:481:ILE:O	1:A:482:SER:C	2.47	0.53
1:B:251:TYR:CB	1:R:328:PRO:O	2.55	0.53
1:B:334:HIS:HB3	1:B:600:LEU:CD1	2.39	0.53
1:B:341:LEU:CB	1:B:342:ILE:HD12	2.39	0.53
1:C:172:PHE:CE1	1:S:292:TYR:OH	2.60	0.53
1:C:368:PHE:HB3	1:C:544:ARG:HH12	1.74	0.53
1:C:439:THR:OG1	1:C:457:ILE:N	2.41	0.53
1:D:439:THR:O	1:D:440:SER:OG	2.26	0.53
1:E:517:ASN:C	1:E:519:ASP:N	2.61	0.53
1:F:395:ILE:HD11	1:F:524:ASP:N	2.23	0.53
1:F:540:ILE:O	1:F:582:VAL:HG13	2.09	0.53
1:F:601:LEU:CD1	1:F:602:PRO:HD2	2.39	0.53
1:G:458:VAL:HG12	1:G:459:ASN:HD22	1.73	0.53
1:G:540:ILE:O	1:G:582:VAL:HG13	2.09	0.53
1:G:555:GLU:C	1:G:556:THR:CG2	2.74	0.53
1:I:342:ILE:H	1:I:342:ILE:HD12	1.68	0.53
1:I:353:ARG:HH12	1:I:541:GLY:HA3	1.74	0.53
1:J:297:ASN:HD22	1:J:297:ASN:C	2.05	0.53
1:J:341:LEU:CB	1:J:342:ILE:HD12	2.39	0.53
1:K:398:LYS:HB2	1:K:403:LEU:HB3	1.91	0.53
1:K:601:LEU:CD1	1:K:602:PRO:HD2	2.39	0.53
1:L:395:ILE:HD11	1:L:524:ASP:N	2.23	0.53
1:M:334:HIS:HB3	1:M:600:LEU:CD1	2.38	0.53
1:M:469:CYS:O	1:M:485:ALA:HB3	2.08	0.53
1:N:612:ILE:HG22	1:N:618:TRP:CB	2.39	0.53
1:S:275:LEU:CD1	1:T:275:LEU:HG	2.26	0.53
1:S:450:GLU:O	1:S:451:TYR:CB	2.57	0.53
1:T:501:ASN:O	1:T:548:VAL:HG13	2.09	0.53
1:A:337:VAL:HG13	1:A:338:PRO:HD2	1.91	0.53

Continued on next page...

Continued from previous page...

Atom-1	Atom-2	Interatomic distance (Å)	Clash overlap (Å)
1:A:458:VAL:HG12	1:A:459:ASN:HD22	1.74	0.53
1:B:395:ILE:HD11	1:B:524:ASP:N	2.23	0.53
1:B:458:VAL:HG12	1:B:459:ASN:HD22	1.74	0.53
1:B:517:ASN:C	1:B:519:ASP:N	2.61	0.53
1:B:540:ILE:O	1:B:582:VAL:HG13	2.09	0.53
1:B:611:ILE:HD11	1:B:621:ILE:HD12	1.91	0.53
1:E:481:ILE:O	1:E:482:SER:C	2.47	0.53
1:E:501:ASN:O	1:E:548:VAL:HG13	2.08	0.53
1:F:341:LEU:CB	1:F:342:ILE:HD12	2.39	0.53
1:F:392:THR:O	1:F:409:THR:HG22	2.08	0.53
1:G:341:LEU:CB	1:G:342:ILE:HD12	2.39	0.53
1:G:398:LYS:HB2	1:G:403:LEU:HB3	1.91	0.53
1:H:341:LEU:CB	1:H:342:ILE:HD12	2.39	0.53
1:H:392:THR:O	1:H:409:THR:HG22	2.08	0.53
1:H:607:ALA:HB3	1:H:623:ILE:HG12	1.90	0.53
1:I:481:ILE:O	1:I:482:SER:C	2.47	0.53
1:I:517:ASN:C	1:I:519:ASP:N	2.61	0.53
1:J:540:ILE:O	1:J:582:VAL:HG13	2.09	0.53
1:K:271:LEU:CB	1:N:324:LEU:HD13	2.39	0.53
1:K:569:ASN:O	1:K:570:THR:HG22	2.08	0.53
1:M:237:PRO:HD2	1:Q:330:SER:HB2	1.89	0.53
1:N:458:VAL:HG12	1:N:459:ASN:HD22	1.73	0.53
1:O:437:VAL:CG1	1:O:439:THR:CA	2.86	0.53
1:P:334:HIS:HB3	1:P:600:LEU:CD1	2.39	0.53
1:P:358:ILE:HG22	1:P:359:THR:N	2.24	0.53
1:P:611:ILE:HD11	1:P:621:ILE:HD12	1.91	0.53
1:P:612:ILE:HG22	1:P:618:TRP:CB	2.39	0.53
1:Q:341:LEU:CB	1:Q:342:ILE:HD12	2.39	0.53
1:Q:398:LYS:HB2	1:Q:403:LEU:HB3	1.91	0.53
1:Q:403:LEU:HD21	1:Q:514:ASN:HD21	1.72	0.53
1:Q:481:ILE:O	1:Q:482:SER:C	2.47	0.53
1:Q:540:ILE:O	1:Q:582:VAL:HG13	2.09	0.53
1:R:367:VAL:HG22	1:R:566:PHE:CE1	2.44	0.53
1:R:641:PHE:N	1:R:642:PRO:HD3	2.23	0.53
1:S:280:SER:OG	1:S:334:HIS:CD2	2.42	0.53
1:S:368:PHE:HB3	1:S:544:ARG:HH12	1.74	0.53
1:S:481:ILE:O	1:S:482:SER:C	2.47	0.53
1:T:341:LEU:CB	1:T:342:ILE:HD12	2.39	0.53
1:T:484:THR:OG1	1:T:485:ALA:N	2.39	0.53
1:A:368:PHE:HB3	1:A:544:ARG:HH12	1.74	0.52
1:A:555:GLU:C	1:A:556:THR:CG2	2.73	0.52

Continued on next page...

Continued from previous page...

Atom-1	Atom-2	Interatomic distance (Å)	Clash overlap (Å)
1:A:575:TYR:CE1	1:E:480:LYS:HE3	2.44	0.52
1:A:641:PHE:N	1:A:642:PRO:HD3	2.23	0.52
1:B:165:GLU:CB	1:D:325:LEU:CD2	2.82	0.52
1:B:353:ARG:HH12	1:B:541:GLY:HA3	1.74	0.52
1:B:481:ILE:O	1:B:482:SER:C	2.47	0.52
1:B:641:PHE:N	1:B:642:PRO:HD3	2.23	0.52
1:C:337:VAL:HG13	1:C:338:PRO:HD2	1.91	0.52
1:C:439:THR:O	1:C:440:SER:OG	2.26	0.52
1:D:261:VAL:HG11	1:F:260:GLN:HG2	1.91	0.52
1:D:337:VAL:HG13	1:D:338:PRO:HD2	1.91	0.52
1:D:367:VAL:HG22	1:D:566:PHE:CE1	2.44	0.52
1:E:260:GLN:HG2	1:O:261:VAL:HG11	1.91	0.52
1:E:341:LEU:CB	1:E:342:ILE:HD12	2.39	0.52
1:E:540:ILE:O	1:E:582:VAL:HG13	2.09	0.52
1:E:611:ILE:HD11	1:E:621:ILE:HD12	1.91	0.52
1:H:482:SER:OG	1:H:483:ASN:N	2.39	0.52
1:I:341:LEU:CB	1:I:342:ILE:HD12	2.39	0.52
1:I:612:ILE:HG22	1:I:618:TRP:CB	2.39	0.52
1:L:458:VAL:HG12	1:L:459:ASN:HD22	1.74	0.52
1:M:216:ASP:HA	1:M:267:THR:HG22	1.90	0.52
1:M:611:ILE:HD11	1:M:621:ILE:HD12	1.91	0.52
1:N:367:VAL:HG22	1:N:566:PHE:CE1	2.44	0.52
1:N:501:ASN:O	1:N:548:VAL:HG13	2.08	0.52
1:Q:337:VAL:HG13	1:Q:338:PRO:HD2	1.91	0.52
1:Q:341:LEU:HB2	1:Q:342:ILE:HD12	1.92	0.52
1:R:612:ILE:HG22	1:R:618:TRP:CB	2.39	0.52
1:S:555:GLU:C	1:S:556:THR:CG2	2.74	0.52
1:T:367:VAL:HG22	1:T:566:PHE:CE1	2.45	0.52
1:A:230:LYS:CE	1:B:221:ILE:C	2.78	0.52
1:A:259:ARG:HA	1:J:259:ARG:NH1	2.16	0.52
1:A:341:LEU:HB2	1:A:342:ILE:HD12	1.92	0.52
1:A:612:ILE:HG22	1:A:618:TRP:CB	2.39	0.52
1:B:569:ASN:O	1:B:570:THR:HG22	2.08	0.52
1:B:612:ILE:HG22	1:B:618:TRP:CB	2.39	0.52
1:C:230:LYS:CE	1:K:221:ILE:C	2.78	0.52
1:C:540:ILE:O	1:C:582:VAL:HG13	2.09	0.52
1:C:611:ILE:HD11	1:C:621:ILE:HD12	1.91	0.52
1:C:641:PHE:N	1:C:642:PRO:HD3	2.23	0.52
1:E:358:ILE:HG22	1:E:359:THR:N	2.24	0.52
1:F:172:PHE:CE1	1:K:292:TYR:OH	2.60	0.52
1:G:401:GLU:OE1	1:G:402:LYS:N	2.38	0.52

Continued on next page...

Continued from previous page...

Atom-1	Atom-2	Interatomic distance (Å)	Clash overlap (Å)
1:H:601:LEU:CD1	1:H:602:PRO:HD2	2.39	0.52
1:I:209:VAL:HG23	1:I:324:LEU:HB3	1.91	0.52
1:J:501:ASN:O	1:J:548:VAL:HG13	2.09	0.52
1:K:337:VAL:HG13	1:K:338:PRO:HD2	1.91	0.52
1:K:341:LEU:HB2	1:K:342:ILE:HD12	1.91	0.52
1:K:368:PHE:HB3	1:K:544:ARG:HH12	1.74	0.52
1:K:540:ILE:O	1:K:582:VAL:HG13	2.09	0.52
1:L:337:VAL:HG13	1:L:338:PRO:HD2	1.91	0.52
1:L:352:ASN:HD22	1:L:586:GLN:N	2.05	0.52
1:M:367:VAL:HG22	1:M:566:PHE:CE1	2.45	0.52
1:N:469:CYS:HB2	1:N:528:ALA:O	2.10	0.52
1:O:209:VAL:HG23	1:O:324:LEU:HB3	1.91	0.52
1:O:358:ILE:HG22	1:O:359:THR:N	2.24	0.52
1:O:437:VAL:CG1	1:O:438:THR:N	2.34	0.52
1:O:611:ILE:HD11	1:O:621:ILE:HD12	1.91	0.52
1:R:221:ILE:CG2	1:R:310:VAL:HG22	2.32	0.52
1:R:469:CYS:HB2	1:R:528:ALA:O	2.10	0.52
1:R:569:ASN:O	1:R:570:THR:HG22	2.08	0.52
1:S:605:SER:CB	1:S:650:ILE:HG23	2.27	0.52
1:T:450:GLU:O	1:T:451:TYR:CB	2.57	0.52
1:A:216:ASP:HA	1:A:267:THR:HG22	1.89	0.52
1:A:391:ILE:HD12	1:A:391:ILE:N	2.25	0.52
1:A:469:CYS:HB2	1:A:528:ALA:O	2.10	0.52
1:B:324:LEU:HD22	1:F:271:LEU:CG	2.38	0.52
1:C:358:ILE:HG22	1:C:359:THR:N	2.24	0.52
1:C:458:VAL:HG12	1:C:459:ASN:HD22	1.73	0.52
1:D:439:THR:OG1	1:D:457:ILE:N	2.41	0.52
1:D:601:LEU:CD1	1:D:602:PRO:HD2	2.39	0.52
1:E:249:LEU:C	1:E:251:TYR:H	2.13	0.52
1:E:341:LEU:HB2	1:E:342:ILE:HD12	1.92	0.52
1:E:367:VAL:HG22	1:E:566:PHE:CE1	2.45	0.52
1:F:341:LEU:HB2	1:F:342:ILE:HD12	1.91	0.52
1:F:611:ILE:HD11	1:F:621:ILE:HD12	1.91	0.52
1:G:209:VAL:HG23	1:G:324:LEU:HB3	1.91	0.52
1:G:367:VAL:HG22	1:G:566:PHE:CE1	2.44	0.52
1:H:172:PHE:CE1	1:O:292:TYR:OH	2.60	0.52
1:H:341:LEU:HB2	1:H:342:ILE:HD12	1.92	0.52
1:I:395:ILE:HD11	1:I:523:SER:HB3	1.90	0.52
1:J:187:ILE:HG21	1:J:190:LYS:HG3	1.91	0.52
1:J:395:ILE:HD11	1:J:523:SER:HB3	1.90	0.52
1:K:501:ASN:O	1:K:548:VAL:HG13	2.09	0.52

Continued on next page...

Continued from previous page...

Atom-1	Atom-2	Interatomic distance (Å)	Clash overlap (Å)
1:L:428:LYS:HG2	1:L:498:GLU:HG2	1.92	0.52
1:M:398:LYS:HB2	1:M:403:LEU:HB3	1.91	0.52
1:M:458:VAL:HG12	1:M:459:ASN:HD22	1.74	0.52
1:M:607:ALA:HB3	1:M:623:ILE:HG12	1.90	0.52
1:M:612:ILE:HG22	1:M:618:TRP:CB	2.39	0.52
1:N:358:ILE:HG22	1:N:359:THR:N	2.24	0.52
1:N:450:GLU:O	1:N:451:TYR:CB	2.57	0.52
1:N:641:PHE:N	1:N:642:PRO:HD3	2.23	0.52
1:O:341:LEU:HB2	1:O:342:ILE:HD12	1.92	0.52
1:O:451:TYR:CD1	1:O:458:VAL:N	2.72	0.52
1:O:540:ILE:O	1:O:582:VAL:HG13	2.09	0.52
1:Q:187:ILE:HG21	1:Q:190:LYS:HG3	1.91	0.52
1:Q:209:VAL:HG23	1:Q:324:LEU:HB3	1.91	0.52
1:R:249:LEU:C	1:R:251:TYR:H	2.13	0.52
1:R:439:THR:OG1	1:R:457:ILE:N	2.41	0.52
1:S:433:GLY:O	1:S:434:ASP:O	2.26	0.52
1:T:187:ILE:HG21	1:T:190:LYS:HG3	1.91	0.52
1:A:249:LEU:C	1:A:251:TYR:H	2.13	0.52
1:A:517:ASN:C	1:A:519:ASP:N	2.61	0.52
1:B:271:LEU:CB	1:R:324:LEU:HD13	2.39	0.52
1:B:367:VAL:HG22	1:B:566:PHE:CE1	2.44	0.52
1:B:433:GLY:O	1:B:434:ASP:O	2.26	0.52
1:B:439:THR:OG1	1:B:457:ILE:N	2.41	0.52
1:B:605:SER:CB	1:B:650:ILE:HG23	2.27	0.52
1:C:367:VAL:HG22	1:C:566:PHE:CE1	2.45	0.52
1:C:428:LYS:HG2	1:C:498:GLU:HG2	1.92	0.52
1:D:271:LEU:CB	1:L:324:LEU:HD13	2.39	0.52
1:E:230:LYS:CE	1:O:221:ILE:C	2.78	0.52
1:E:428:LYS:HG2	1:E:498:GLU:HG2	1.92	0.52
1:F:221:ILE:C	1:K:230:LYS:CE	2.78	0.52
1:F:401:GLU:CD	1:F:402:LYS:HG3	2.26	0.52
1:F:450:GLU:O	1:F:451:TYR:CB	2.57	0.52
1:F:480:LYS:HE3	1:N:575:TYR:CE1	2.44	0.52
1:F:605:SER:CB	1:F:650:ILE:HG23	2.27	0.52
1:G:249:LEU:C	1:G:251:TYR:H	2.13	0.52
1:G:601:LEU:CD1	1:G:602:PRO:HD2	2.39	0.52
1:G:612:ILE:HG22	1:G:618:TRP:CB	2.39	0.52
1:H:216:ASP:HA	1:H:267:THR:HG22	1.89	0.52
1:H:368:PHE:HB3	1:H:544:ARG:HH12	1.74	0.52
1:H:501:ASN:O	1:H:548:VAL:HG13	2.08	0.52
1:I:218:ARG:HB2	1:I:265:VAL:CG2	2.34	0.52

Continued on next page...

Continued from previous page...

Atom-1	Atom-2	Interatomic distance (Å)	Clash overlap (Å)
1:I:469:CYS:HB2	1:I:528:ALA:O	2.10	0.52
1:J:209:VAL:HG23	1:J:324:LEU:HB3	1.91	0.52
1:J:226:VAL:CG2	1:P:226:VAL:HA	2.26	0.52
1:J:368:PHE:HB3	1:J:544:ARG:HH12	1.74	0.52
1:J:385:THR:O	1:J:387:ARG:N	2.41	0.52
1:K:353:ARG:HH12	1:K:541:GLY:HA3	1.74	0.52
1:L:341:LEU:HB2	1:L:342:ILE:HD12	1.91	0.52
1:L:342:ILE:H	1:L:342:ILE:HD12	1.68	0.52
1:L:354:TYR:OH	1:L:467:TYR:CE2	2.58	0.52
1:L:501:ASN:O	1:L:548:VAL:HG13	2.09	0.52
1:L:601:LEU:CD1	1:L:602:PRO:HD2	2.39	0.52
1:M:337:VAL:HG13	1:M:338:PRO:HD2	1.92	0.52
1:M:401:GLU:CD	1:M:402:LYS:HG3	2.26	0.52
1:M:540:ILE:O	1:M:582:VAL:HG13	2.09	0.52
1:N:221:ILE:C	1:R:230:LYS:CE	2.78	0.52
1:N:341:LEU:HB2	1:N:342:ILE:HD12	1.91	0.52
1:N:341:LEU:CB	1:N:342:ILE:HD12	2.39	0.52
1:O:342:ILE:H	1:O:342:ILE:HD12	1.68	0.52
1:O:517:ASN:C	1:O:519:ASP:N	2.61	0.52
1:P:341:LEU:CB	1:P:342:ILE:HD12	2.39	0.52
1:P:439:THR:O	1:P:440:SER:OG	2.26	0.52
1:P:510:VAL:CG1	1:P:511:PHE:N	2.45	0.52
1:Q:216:ASP:HA	1:Q:267:THR:HG22	1.90	0.52
1:Q:249:LEU:C	1:Q:251:TYR:H	2.13	0.52
1:Q:391:ILE:HD12	1:Q:391:ILE:N	2.25	0.52
1:B:218:ARG:HB2	1:B:265:VAL:CG2	2.34	0.52
1:C:334:HIS:HB3	1:C:600:LEU:CD1	2.39	0.52
1:C:341:LEU:HB2	1:C:342:ILE:HD12	1.92	0.52
1:C:341:LEU:CB	1:C:342:ILE:HD12	2.39	0.52
1:D:428:LYS:HG2	1:D:498:GLU:HG2	1.92	0.52
1:D:469:CYS:HB2	1:D:528:ALA:O	2.10	0.52
1:D:470:GLY:H	1:D:530:LEU:CD1	2.20	0.52
1:D:612:ILE:HG22	1:D:618:TRP:CB	2.39	0.52
1:E:334:HIS:HB3	1:E:600:LEU:CD1	2.39	0.52
1:G:450:GLU:O	1:G:451:TYR:CB	2.57	0.52
1:H:391:ILE:HD12	1:H:391:ILE:N	2.25	0.52
1:H:469:CYS:HB2	1:H:528:ALA:O	2.10	0.52
1:H:540:ILE:O	1:H:582:VAL:HG13	2.09	0.52
1:I:216:ASP:HA	1:I:267:THR:HG22	1.90	0.52
1:I:249:LEU:C	1:I:251:TYR:H	2.13	0.52
1:J:217:VAL:HG12	1:J:219:PHE:CD2	2.45	0.52

Continued on next page...

Continued from previous page...

Atom-1	Atom-2	Interatomic distance (Å)	Clash overlap (Å)
1:K:358:ILE:HG22	1:K:359:THR:N	2.24	0.52
1:K:367:VAL:HG22	1:K:566:PHE:CE1	2.45	0.52
1:K:391:ILE:N	1:K:391:ILE:HD12	2.25	0.52
1:M:249:LEU:C	1:M:251:TYR:H	2.13	0.52
1:M:517:ASN:C	1:M:519:ASP:N	2.61	0.52
1:N:337:VAL:HG13	1:N:338:PRO:HD2	1.92	0.52
1:O:334:HIS:HB3	1:O:600:LEU:CD1	2.39	0.52
1:O:469:CYS:HB2	1:O:528:ALA:O	2.10	0.52
1:P:249:LEU:C	1:P:251:TYR:H	2.13	0.52
1:P:391:ILE:HD12	1:P:391:ILE:N	2.25	0.52
1:P:481:ILE:O	1:P:482:SER:C	2.47	0.52
1:P:540:ILE:O	1:P:582:VAL:HG13	2.09	0.52
1:Q:480:LYS:HE3	1:R:575:TYR:CE1	2.44	0.52
1:Q:575:TYR:CE1	1:R:480:LYS:HE3	2.44	0.52
1:R:334:HIS:HB3	1:R:600:LEU:CD1	2.39	0.52
1:R:341:LEU:CB	1:R:342:ILE:HD12	2.39	0.52
1:R:458:VAL:HG12	1:R:459:ASN:HD22	1.74	0.52
1:R:481:ILE:O	1:R:482:SER:C	2.47	0.52
1:S:187:ILE:HG21	1:S:190:LYS:HG3	1.91	0.52
1:S:217:VAL:HG12	1:S:219:PHE:CD2	2.45	0.52
1:S:391:ILE:HD12	1:S:391:ILE:N	2.25	0.52
1:T:612:ILE:HG22	1:T:618:TRP:CB	2.39	0.52
1:A:209:VAL:HG23	1:A:324:LEU:HB3	1.91	0.52
1:B:368:PHE:HB3	1:B:544:ARG:HH12	1.74	0.52
1:B:575:TYR:CE1	1:D:480:LYS:HE3	2.44	0.52
1:C:261:VAL:HG11	1:S:260:GLN:HG2	1.91	0.52
1:C:398:LYS:HB2	1:C:403:LEU:HB3	1.91	0.52
1:C:601:LEU:CD1	1:C:602:PRO:HD2	2.39	0.52
1:D:217:VAL:HG12	1:D:219:PHE:CD2	2.45	0.52
1:F:368:PHE:HB3	1:F:544:ARG:HH12	1.74	0.52
1:F:391:ILE:HD12	1:F:391:ILE:N	2.25	0.52
1:F:439:THR:O	1:F:440:SER:OG	2.26	0.52
1:F:575:TYR:CE1	1:N:480:LYS:HE3	2.44	0.52
1:H:217:VAL:HG12	1:H:219:PHE:CD2	2.45	0.52
1:H:280:SER:OG	1:H:334:HIS:CE1	2.50	0.52
1:J:221:ILE:C	1:P:230:LYS:CE	2.78	0.52
1:J:337:VAL:HG13	1:J:338:PRO:HD2	1.92	0.52
1:K:209:VAL:HG23	1:K:324:LEU:HB3	1.91	0.52
1:L:209:VAL:HG23	1:L:324:LEU:HB3	1.91	0.52
1:L:221:ILE:C	1:T:230:LYS:CE	2.78	0.52
1:L:325:LEU:CD2	1:S:165:GLU:CB	2.82	0.52

Continued on next page...

Continued from previous page...

Atom-1	Atom-2	Interatomic distance (Å)	Clash overlap (Å)
1:M:217:VAL:HG12	1:M:219:PHE:CD2	2.45	0.52
1:M:341:LEU:CB	1:M:342:ILE:HD12	2.39	0.52
1:M:358:ILE:HG22	1:M:359:THR:N	2.24	0.52
1:M:555:GLU:C	1:M:556:THR:CG2	2.74	0.52
1:N:368:PHE:HB3	1:N:544:ARG:HH12	1.74	0.52
1:O:217:VAL:HG12	1:O:219:PHE:CD2	2.45	0.52
1:O:401:GLU:CD	1:O:402:LYS:HG3	2.26	0.52
1:P:458:VAL:HG12	1:P:459:ASN:HD22	1.73	0.52
1:P:501:ASN:O	1:P:548:VAL:HG13	2.09	0.52
1:S:337:VAL:HG13	1:S:338:PRO:HD2	1.92	0.52
1:T:439:THR:OG1	1:T:457:ILE:N	2.41	0.52
1:T:517:ASN:C	1:T:519:ASP:N	2.61	0.52
1:A:252:PRO:HD2	1:D:328:PRO:CD	2.06	0.52
1:B:358:ILE:HG22	1:B:359:THR:N	2.24	0.52
1:B:428:LYS:HG2	1:B:498:GLU:HG2	1.92	0.52
1:C:481:ILE:O	1:C:482:SER:C	2.47	0.52
1:D:273:SER:O	1:L:276:TYR:CE1	2.61	0.52
1:D:341:LEU:HB2	1:D:342:ILE:HD12	1.92	0.52
1:D:391:ILE:HD12	1:D:391:ILE:N	2.25	0.52
1:E:391:ILE:HD12	1:E:391:ILE:N	2.25	0.52
1:E:555:GLU:C	1:E:556:THR:CG2	2.74	0.52
1:F:401:GLU:OE1	1:F:402:LYS:N	2.38	0.52
1:G:230:LYS:CE	1:I:221:ILE:C	2.78	0.52
1:G:261:VAL:HG11	1:N:260:GLN:HG2	1.90	0.52
1:G:501:ASN:O	1:G:548:VAL:HG13	2.08	0.52
1:G:503:ILE:CG2	1:G:550:ILE:HD12	2.33	0.52
1:G:611:ILE:HD11	1:G:621:ILE:HD12	1.91	0.52
1:H:221:ILE:C	1:O:230:LYS:CE	2.78	0.52
1:I:201:LEU:HD22	1:I:320:PHE:CE2	2.43	0.52
1:I:391:ILE:HD12	1:I:391:ILE:N	2.25	0.52
1:I:439:THR:O	1:I:440:SER:OG	2.26	0.52
1:I:601:LEU:CD1	1:I:602:PRO:HD2	2.39	0.52
1:J:647:TYR:CD1	1:J:647:TYR:N	2.78	0.52
1:L:249:LEU:C	1:L:251:TYR:H	2.13	0.52
1:L:341:LEU:CB	1:L:342:ILE:HD12	2.39	0.52
1:L:481:ILE:O	1:L:482:SER:C	2.47	0.52
1:M:273:SER:O	1:Q:276:TYR:CE1	2.61	0.52
1:M:341:LEU:HB2	1:M:342:ILE:HD12	1.92	0.52
1:M:391:ILE:HD12	1:M:391:ILE:N	2.25	0.52
1:M:416:ILE:CG1	1:M:503:ILE:CD1	2.88	0.52
1:M:641:PHE:N	1:M:642:PRO:HD3	2.23	0.52

Continued on next page...

Continued from previous page...

Atom-1	Atom-2	Interatomic distance (Å)	Clash overlap (Å)
1:Q:353:ARG:HH12	1:Q:541:GLY:HA3	1.74	0.52
1:Q:395:ILE:HD11	1:Q:523:SER:HB3	1.90	0.52
1:Q:439:THR:O	1:Q:440:SER:OG	2.26	0.52
1:Q:450:GLU:O	1:Q:451:TYR:CB	2.57	0.52
1:Q:469:CYS:HB2	1:Q:528:ALA:O	2.10	0.52
1:Q:611:ILE:HD11	1:Q:621:ILE:HD12	1.91	0.52
1:R:337:VAL:HG13	1:R:338:PRO:HD2	1.91	0.52
1:R:601:LEU:CD1	1:R:602:PRO:HD2	2.39	0.52
1:S:469:CYS:HB2	1:S:528:ALA:O	2.10	0.52
1:T:334:HIS:HB3	1:T:600:LEU:CD1	2.39	0.52
1:T:352:ASN:HD22	1:T:586:GLN:N	2.05	0.52
1:T:469:CYS:HB2	1:T:528:ALA:O	2.10	0.52
1:T:532:TYR:CE2	1:T:535:ILE:HD12	2.43	0.52
1:A:237:PRO:CG	1:D:326:LYS:HG3	2.34	0.52
1:A:439:THR:OG1	1:A:457:ILE:N	2.41	0.52
1:B:469:CYS:HB2	1:B:528:ALA:O	2.10	0.52
1:D:532:TYR:CE2	1:D:535:ILE:HD12	2.43	0.52
1:E:209:VAL:HG23	1:E:324:LEU:HB3	1.91	0.52
1:E:221:ILE:C	1:L:230:LYS:CE	2.78	0.52
1:E:259:ARG:NH1	1:O:259:ARG:HA	2.16	0.52
1:E:601:LEU:HD12	1:E:650:ILE:HD11	1.48	0.52
1:G:217:VAL:HG12	1:G:219:PHE:CD2	2.45	0.52
1:I:611:ILE:HD11	1:I:621:ILE:HD12	1.91	0.52
1:J:398:LYS:HB2	1:J:403:LEU:HB3	1.91	0.52
1:J:416:ILE:CG1	1:J:503:ILE:CD1	2.88	0.52
1:J:439:THR:O	1:J:440:SER:OG	2.26	0.52
1:J:481:ILE:O	1:J:482:SER:C	2.47	0.52
1:K:484:THR:HG21	1:K:512:GLN:HA	1.92	0.52
1:K:532:TYR:CE2	1:K:535:ILE:HD12	2.43	0.52
1:L:480:LYS:HE3	1:S:575:TYR:CE1	2.44	0.52
1:M:209:VAL:HG23	1:M:324:LEU:HB3	1.91	0.52
1:M:368:PHE:HB3	1:M:544:ARG:HH12	1.74	0.52
1:M:469:CYS:HB2	1:M:528:ALA:O	2.10	0.52
1:M:503:ILE:CG2	1:M:550:ILE:HD12	2.33	0.52
1:M:569:ASN:O	1:M:570:THR:HG22	2.08	0.52
1:N:249:LEU:C	1:N:251:TYR:H	2.13	0.52
1:N:439:THR:OG1	1:N:457:ILE:N	2.41	0.52
1:N:569:ASN:O	1:N:570:THR:HG22	2.08	0.52
1:N:601:LEU:CD1	1:N:602:PRO:HD2	2.39	0.52
1:O:216:ASP:HA	1:O:267:THR:HG22	1.89	0.52
1:O:249:LEU:C	1:O:251:TYR:H	2.13	0.52

Continued on next page...

Continued from previous page...

Atom-1	Atom-2	Interatomic distance (Å)	Clash overlap (Å)
1:O:395:ILE:HD11	1:O:523:SER:HB3	1.90	0.52
1:O:416:ILE:CG1	1:O:503:ILE:CD1	2.88	0.52
1:P:337:VAL:HG13	1:P:338:PRO:HD2	1.92	0.52
1:P:367:VAL:HG22	1:P:566:PHE:CE1	2.44	0.52
1:P:428:LYS:HG2	1:P:498:GLU:HG2	1.92	0.52
1:S:353:ARG:HH12	1:S:541:GLY:HA3	1.74	0.52
1:S:540:ILE:O	1:S:582:VAL:HG13	2.09	0.52
1:T:368:PHE:HB3	1:T:544:ARG:HH12	1.74	0.52
1:T:647:TYR:CD1	1:T:647:TYR:N	2.78	0.52
1:A:217:VAL:HG12	1:A:219:PHE:CD2	2.45	0.52
1:A:367:VAL:HG22	1:A:566:PHE:CE1	2.45	0.52
1:B:217:VAL:HG12	1:B:219:PHE:CD2	2.45	0.52
1:B:249:LEU:C	1:B:251:TYR:H	2.13	0.52
1:B:398:LYS:HB2	1:B:403:LEU:HB3	1.91	0.52
1:D:187:ILE:HG21	1:D:190:LYS:HG3	1.91	0.52
1:D:354:TYR:OH	1:D:467:TYR:CE2	2.58	0.52
1:D:458:VAL:HG12	1:D:459:ASN:HD22	1.73	0.52
1:G:428:LYS:HG2	1:G:498:GLU:HG2	1.92	0.52
1:H:230:LYS:CE	1:T:221:ILE:C	2.78	0.52
1:H:611:ILE:HD11	1:H:621:ILE:HD12	1.91	0.52
1:N:540:ILE:O	1:N:582:VAL:HG13	2.09	0.52
1:R:398:LYS:HB2	1:R:403:LEU:HB3	1.91	0.52
1:T:391:ILE:HD12	1:T:391:ILE:N	2.25	0.52
1:A:271:LEU:HB3	1:D:324:LEU:HD13	1.87	0.52
1:A:503:ILE:CG2	1:A:550:ILE:HD12	2.33	0.52
1:A:611:ILE:HD11	1:A:621:ILE:HD12	1.91	0.52
1:B:299:TYR:O	1:B:300:ALA:O	2.28	0.52
1:B:601:LEU:CD1	1:B:602:PRO:HD2	2.39	0.52
1:C:217:VAL:HG12	1:C:219:PHE:CD2	2.45	0.52
1:C:353:ARG:HH12	1:C:541:GLY:HA3	1.74	0.52
1:C:392:THR:O	1:C:409:THR:HG22	2.08	0.52
1:E:439:THR:O	1:E:440:SER:OG	2.26	0.52
1:F:299:TYR:O	1:F:300:ALA:O	2.28	0.52
1:F:352:ASN:HD22	1:F:586:GLN:N	2.05	0.52
1:F:428:LYS:HG2	1:F:498:GLU:HG2	1.92	0.52
1:G:221:ILE:C	1:N:230:LYS:CE	2.78	0.52
1:G:469:CYS:HB2	1:G:528:ALA:O	2.10	0.52
1:G:484:THR:HG21	1:G:512:GLN:HA	1.92	0.52
1:H:209:VAL:HG23	1:H:324:LEU:HB3	1.91	0.52
1:H:358:ILE:HG22	1:H:359:THR:N	2.24	0.52
1:H:428:LYS:HG2	1:H:498:GLU:HG2	1.92	0.52

Continued on next page...

Continued from previous page...

Atom-1	Atom-2	Interatomic distance (Å)	Clash overlap (Å)
1:H:647:TYR:CD1	1:H:647:TYR:N	2.78	0.52
1:I:230:LYS:CE	1:M:221:ILE:C	2.78	0.52
1:I:367:VAL:HG22	1:I:566:PHE:CE1	2.45	0.52
1:J:334:HIS:HB3	1:J:600:LEU:CD1	2.39	0.52
1:J:367:VAL:HG22	1:J:566:PHE:CE1	2.44	0.52
1:K:187:ILE:HG21	1:K:190:LYS:HG3	1.91	0.52
1:K:249:LEU:C	1:K:251:TYR:H	2.13	0.52
1:K:481:ILE:O	1:K:482:SER:C	2.47	0.52
1:L:469:CYS:HB2	1:L:528:ALA:O	2.10	0.52
1:M:230:LYS:CE	1:R:221:ILE:C	2.78	0.52
1:O:187:ILE:HG21	1:O:190:LYS:HG3	1.91	0.52
1:O:577:ILE:O	1:O:578:ARG:CG	2.57	0.52
1:P:341:LEU:HB2	1:P:342:ILE:HD12	1.92	0.52
1:P:398:LYS:HB2	1:P:403:LEU:HB3	1.91	0.52
1:R:540:ILE:O	1:R:582:VAL:HG13	2.09	0.52
1:S:249:LEU:C	1:S:251:TYR:H	2.13	0.52
1:S:367:VAL:HG22	1:S:566:PHE:CE1	2.45	0.52
1:S:398:LYS:HB2	1:S:403:LEU:HB3	1.91	0.52
1:S:532:TYR:CE2	1:S:535:ILE:HD12	2.43	0.52
1:T:540:ILE:O	1:T:582:VAL:HG13	2.09	0.52
1:A:341:LEU:CB	1:A:342:ILE:HD12	2.39	0.51
1:B:324:LEU:HD13	1:F:271:LEU:CB	2.39	0.51
1:C:299:TYR:O	1:C:300:ALA:O	2.28	0.51
1:D:221:ILE:C	1:F:230:LYS:CE	2.78	0.51
1:D:230:LYS:CE	1:S:221:ILE:C	2.78	0.51
1:D:383:TRP:HA	1:D:413:VAL:HG11	1.93	0.51
1:D:466:MET:O	1:D:532:TYR:HA	2.11	0.51
1:D:601:LEU:HD12	1:D:650:ILE:HD11	1.48	0.51
1:E:261:VAL:HG11	1:L:260:GLN:HG2	1.91	0.51
1:F:187:ILE:HG21	1:F:190:LYS:HG3	1.91	0.51
1:H:249:LEU:C	1:H:251:TYR:H	2.13	0.51
1:H:451:TYR:H	1:H:458:VAL:CB	2.16	0.51
1:I:187:ILE:HG21	1:I:190:LYS:HG3	1.91	0.51
1:I:260:GLN:HG2	1:M:261:VAL:HG11	1.91	0.51
1:I:416:ILE:CG1	1:I:503:ILE:CD1	2.88	0.51
1:J:299:TYR:O	1:J:300:ALA:O	2.28	0.51
1:J:569:ASN:O	1:J:570:THR:HG22	2.08	0.51
1:K:469:CYS:HB2	1:K:528:ALA:O	2.10	0.51
1:L:261:VAL:HG11	1:T:260:GLN:HG2	1.91	0.51
1:O:391:ILE:HD12	1:O:391:ILE:N	2.25	0.51
1:O:428:LYS:HG2	1:O:498:GLU:HG2	1.92	0.51

Continued on next page...

Continued from previous page...

Atom-1	Atom-2	Interatomic distance (Å)	Clash overlap (Å)
1:O:601:LEU:CD1	1:O:602:PRO:HD2	2.39	0.51
1:P:466:MET:O	1:P:532:TYR:HA	2.10	0.51
1:P:647:TYR:CD1	1:P:647:TYR:N	2.78	0.51
1:Q:358:ILE:HG22	1:Q:359:THR:N	2.24	0.51
1:Q:367:VAL:HG22	1:Q:566:PHE:CE1	2.45	0.51
1:R:299:TYR:O	1:R:300:ALA:O	2.28	0.51
1:T:402:LYS:HD3	1:T:511:PHE:CE2	2.34	0.51
1:T:484:THR:HG21	1:T:512:GLN:HA	1.92	0.51
1:A:271:LEU:CB	1:D:324:LEU:HD13	2.39	0.51
1:A:480:LYS:HE3	1:E:575:TYR:CE1	2.44	0.51
1:C:221:ILE:C	1:S:230:LYS:CE	2.78	0.51
1:C:451:TYR:H	1:C:458:VAL:CB	2.16	0.51
1:C:466:MET:O	1:C:532:TYR:HA	2.11	0.51
1:D:271:LEU:HD22	1:L:324:LEU:HD22	1.92	0.51
1:D:385:THR:O	1:D:387:ARG:N	2.41	0.51
1:D:416:ILE:CG1	1:D:503:ILE:CD1	2.88	0.51
1:D:555:GLU:C	1:D:556:THR:CG2	2.74	0.51
1:F:249:LEU:C	1:F:251:TYR:H	2.13	0.51
1:F:358:ILE:HG22	1:F:359:THR:N	2.24	0.51
1:F:469:CYS:HB2	1:F:528:ALA:O	2.10	0.51
1:F:525:VAL:HG12	1:F:526:THR:HG1	1.75	0.51
1:G:341:LEU:HB2	1:G:342:ILE:HD12	1.92	0.51
1:G:391:ILE:N	1:G:391:ILE:HD12	2.25	0.51
1:H:367:VAL:HG22	1:H:566:PHE:CE1	2.45	0.51
1:I:398:LYS:HB2	1:I:403:LEU:HB3	1.91	0.51
1:J:280:SER:OG	1:J:334:HIS:CE1	2.50	0.51
1:L:575:TYR:CE1	1:S:480:LYS:HE3	2.44	0.51
1:N:334:HIS:HB3	1:N:600:LEU:CD1	2.39	0.51
1:O:367:VAL:HG22	1:O:566:PHE:CE1	2.45	0.51
1:O:398:LYS:HB2	1:O:403:LEU:HB3	1.91	0.51
1:O:466:MET:O	1:O:532:TYR:HA	2.11	0.51
1:P:187:ILE:HG21	1:P:190:LYS:HG3	1.91	0.51
1:P:517:ASN:C	1:P:519:ASP:N	2.61	0.51
1:Q:217:VAL:HG12	1:Q:219:PHE:CD2	2.45	0.51
1:Q:424:THR:HG1	1:Q:489:THR:HG23	1.73	0.51
1:R:391:ILE:HD12	1:R:391:ILE:N	2.25	0.51
1:R:611:ILE:HD11	1:R:621:ILE:HD12	1.91	0.51
1:S:276:TYR:CE1	1:T:273:SER:O	2.61	0.51
1:S:439:THR:O	1:S:440:SER:OG	2.26	0.51
1:S:517:ASN:C	1:S:519:ASP:N	2.61	0.51
1:T:337:VAL:HG13	1:T:338:PRO:HD2	1.91	0.51

Continued on next page...

Continued from previous page...

Atom-1	Atom-2	Interatomic distance (Å)	Clash overlap (Å)
1:A:237:PRO:CG	1:D:327:PRO:CD	2.55	0.51
1:A:273:SER:O	1:D:276:TYR:CE1	2.61	0.51
1:B:391:ILE:HD12	1:B:391:ILE:N	2.25	0.51
1:B:480:LYS:HE3	1:D:575:TYR:CE1	2.44	0.51
1:C:427:SER:OG	1:C:429:LEU:HD22	1.99	0.51
1:C:641:PHE:C	1:C:643:LEU:H	2.14	0.51
1:E:337:VAL:HG13	1:E:338:PRO:HD2	1.92	0.51
1:E:466:MET:O	1:E:532:TYR:HA	2.11	0.51
1:F:484:THR:HG21	1:F:512:GLN:HA	1.92	0.51
1:F:641:PHE:C	1:F:643:LEU:H	2.14	0.51
1:G:260:GLN:HG2	1:I:261:VAL:HG11	1.91	0.51
1:I:540:ILE:O	1:I:582:VAL:HG13	2.09	0.51
1:I:641:PHE:C	1:I:643:LEU:H	2.14	0.51
1:K:555:GLU:C	1:K:556:THR:CG2	2.74	0.51
1:L:187:ILE:HG21	1:L:190:LYS:HG3	1.91	0.51
1:M:299:TYR:O	1:M:300:ALA:O	2.28	0.51
1:M:577:ILE:O	1:M:578:ARG:CG	2.57	0.51
1:N:187:ILE:HG21	1:N:190:LYS:HG3	1.91	0.51
1:N:428:LYS:HG2	1:N:498:GLU:HG2	1.92	0.51
1:N:641:PHE:C	1:N:643:LEU:H	2.14	0.51
1:O:383:TRP:HA	1:O:413:VAL:HG11	1.93	0.51
1:O:532:TYR:CE2	1:O:535:ILE:HD12	2.43	0.51
1:P:353:ARG:HH12	1:P:541:GLY:HA3	1.74	0.51
1:P:397:GLN:CB	1:P:520:VAL:O	2.59	0.51
1:P:463:PHE:O	1:P:466:MET:CG	2.59	0.51
1:Q:569:ASN:O	1:Q:570:THR:HG22	2.08	0.51
1:R:187:ILE:HG21	1:R:190:LYS:HG3	1.91	0.51
1:S:611:ILE:HD11	1:S:621:ILE:HD12	1.91	0.51
1:T:209:VAL:HG23	1:T:324:LEU:HB3	1.91	0.51
1:T:416:ILE:CG1	1:T:503:ILE:CD1	2.88	0.51
1:T:428:LYS:HG2	1:T:498:GLU:HG2	1.92	0.51
1:T:601:LEU:CD1	1:T:602:PRO:HD2	2.39	0.51
1:A:261:VAL:HG11	1:J:260:GLN:HG2	1.91	0.51
1:A:463:PHE:O	1:A:466:MET:CG	2.59	0.51
1:B:474:ARG:CA	1:B:525:VAL:HG23	2.41	0.51
1:C:187:ILE:HG21	1:C:190:LYS:HG3	1.91	0.51
1:C:214:SER:HB2	1:C:268:ILE:O	2.11	0.51
1:C:249:LEU:C	1:C:251:TYR:H	2.13	0.51
1:D:249:LEU:C	1:D:251:TYR:H	2.13	0.51
1:E:217:VAL:HG12	1:E:219:PHE:CD2	2.45	0.51
1:F:217:VAL:HG12	1:F:219:PHE:CD2	2.45	0.51

Continued on next page...

Continued from previous page...

Atom-1	Atom-2	Interatomic distance (Å)	Clash overlap (Å)
1:G:187:ILE:HG21	1:G:190:LYS:HG3	1.91	0.51
1:G:337:VAL:HG13	1:G:338:PRO:HD2	1.92	0.51
1:G:466:MET:O	1:G:532:TYR:HA	2.11	0.51
1:G:601:LEU:HD12	1:G:650:ILE:HD11	1.48	0.51
1:H:510:VAL:CG1	1:H:511:PHE:N	2.45	0.51
1:J:463:PHE:O	1:J:466:MET:CG	2.59	0.51
1:J:469:CYS:HB2	1:J:528:ALA:O	2.10	0.51
1:L:348:LEU:HB3	1:S:387:ARG:NH1	2.26	0.51
1:L:439:THR:O	1:L:440:SER:OG	2.26	0.51
1:M:466:MET:O	1:M:532:TYR:HA	2.11	0.51
1:N:439:THR:HG1	1:N:457:ILE:CG1	2.20	0.51
1:N:474:ARG:CA	1:N:525:VAL:HG23	2.41	0.51
1:O:612:ILE:HG22	1:O:618:TRP:CB	2.39	0.51
1:O:647:TYR:CD1	1:O:647:TYR:N	2.78	0.51
1:P:221:ILE:C	1:Q:230:LYS:CE	2.78	0.51
1:P:555:GLU:C	1:P:556:THR:CG2	2.74	0.51
1:P:605:SER:CB	1:P:650:ILE:HG23	2.27	0.51
1:R:217:VAL:HG12	1:R:219:PHE:CD2	2.45	0.51
1:T:398:LYS:HB2	1:T:403:LEU:HB3	1.91	0.51
1:A:214:SER:HB2	1:A:268:ILE:O	2.11	0.51
1:A:221:ILE:C	1:J:230:LYS:CE	2.78	0.51
1:A:466:MET:O	1:A:532:TYR:HA	2.11	0.51
1:B:171:SER:O	1:B:314:THR:N	2.43	0.51
1:B:337:VAL:HG13	1:B:338:PRO:HD2	1.91	0.51
1:B:387:ARG:HH22	1:D:348:LEU:HD21	1.69	0.51
1:B:484:THR:HG21	1:B:512:GLN:HA	1.93	0.51
1:B:641:PHE:C	1:B:643:LEU:H	2.14	0.51
1:D:641:PHE:C	1:D:643:LEU:H	2.14	0.51
1:E:275:LEU:HD11	1:J:275:LEU:N	2.14	0.51
1:E:469:CYS:HB2	1:E:528:ALA:O	2.10	0.51
1:E:605:SER:CB	1:E:650:ILE:HG23	2.27	0.51
1:F:209:VAL:HG23	1:F:324:LEU:HB3	1.91	0.51
1:G:214:SER:HB2	1:G:268:ILE:O	2.11	0.51
1:H:383:TRP:HA	1:H:413:VAL:HG11	1.93	0.51
1:H:402:LYS:HD3	1:H:511:PHE:CE2	2.34	0.51
1:H:466:MET:O	1:H:532:TYR:HA	2.10	0.51
1:H:532:TYR:CE2	1:H:535:ILE:HD12	2.43	0.51
1:I:397:GLN:HG2	1:I:523:SER:CB	2.36	0.51
1:I:397:GLN:CB	1:I:520:VAL:O	2.58	0.51
1:J:341:LEU:HB2	1:J:342:ILE:HD12	1.91	0.51
1:J:466:MET:O	1:J:532:TYR:HA	2.11	0.51

Continued on next page...

Continued from previous page...

Atom-1	Atom-2	Interatomic distance (Å)	Clash overlap (Å)
1:K:217:VAL:HG12	1:K:219:PHE:CD2	2.45	0.51
1:K:280:SER:OG	1:K:334:HIS:CD2	2.42	0.51
1:K:466:MET:O	1:K:532:TYR:HA	2.11	0.51
1:L:480:LYS:HE3	1:S:575:TYR:CG	2.46	0.51
1:M:352:ASN:HD22	1:M:586:GLN:N	2.05	0.51
1:M:439:THR:O	1:M:440:SER:OG	2.26	0.51
1:N:217:VAL:HG12	1:N:219:PHE:CD2	2.45	0.51
1:N:466:MET:O	1:N:532:TYR:HA	2.11	0.51
1:O:299:TYR:O	1:O:300:ALA:O	2.28	0.51
1:P:217:VAL:HG12	1:P:219:PHE:CD2	2.45	0.51
1:P:416:ILE:CG1	1:P:503:ILE:CD1	2.88	0.51
1:P:503:ILE:CG2	1:P:550:ILE:HD12	2.33	0.51
1:Q:416:ILE:CG1	1:Q:503:ILE:CD1	2.88	0.51
1:Q:641:PHE:C	1:Q:643:LEU:H	2.14	0.51
1:R:466:MET:O	1:R:532:TYR:HA	2.11	0.51
1:S:198:ASN:O	1:S:202:THR:HB	2.11	0.51
1:S:484:THR:HG21	1:S:512:GLN:HA	1.92	0.51
1:T:217:VAL:HG12	1:T:219:PHE:CD2	2.45	0.51
1:T:341:LEU:HB2	1:T:342:ILE:HD12	1.91	0.51
1:T:383:TRP:HA	1:T:413:VAL:HG11	1.93	0.51
1:T:641:PHE:C	1:T:643:LEU:H	2.14	0.51
1:B:187:ILE:HG21	1:B:190:LYS:HG3	1.91	0.51
1:B:230:LYS:CE	1:Q:221:ILE:C	2.78	0.51
1:B:466:MET:O	1:B:532:TYR:HA	2.10	0.51
1:C:488:THR:OG1	1:C:489:THR:N	2.44	0.51
1:E:187:ILE:HG21	1:E:190:LYS:HG3	1.91	0.51
1:E:324:LEU:HD13	1:J:271:LEU:CB	2.39	0.51
1:E:437:VAL:CG1	1:E:439:THR:CG2	2.89	0.51
1:F:198:ASN:O	1:F:202:THR:HB	2.11	0.51
1:F:367:VAL:HG22	1:F:566:PHE:CE1	2.45	0.51
1:F:569:ASN:O	1:F:570:THR:HG22	2.08	0.51
1:H:187:ILE:HG21	1:H:190:LYS:HG3	1.91	0.51
1:H:416:ILE:CG1	1:H:503:ILE:CD1	2.88	0.51
1:H:437:VAL:CG1	1:H:439:THR:CG2	2.89	0.51
1:I:341:LEU:HB2	1:I:342:ILE:HD12	1.92	0.51
1:I:466:MET:O	1:I:532:TYR:HA	2.11	0.51
1:J:249:LEU:C	1:J:251:TYR:H	2.13	0.51
1:J:402:LYS:HD3	1:J:511:PHE:CE2	2.34	0.51
1:J:549:ARG:HD3	1:J:553:LEU:HD13	1.93	0.51
1:K:647:TYR:CD1	1:K:647:TYR:N	2.78	0.51
1:L:387:ARG:NH1	1:S:348:LEU:HB3	2.26	0.51

Continued on next page...

Continued from previous page...

Atom-1	Atom-2	Interatomic distance (Å)	Clash overlap (Å)
1:L:416:ILE:CG1	1:L:503:ILE:CD1	2.88	0.51
1:M:474:ARG:CA	1:M:525:VAL:HG23	2.41	0.51
1:N:391:ILE:HD12	1:N:391:ILE:N	2.25	0.51
1:N:439:THR:O	1:N:440:SER:OG	2.26	0.51
1:N:463:PHE:O	1:N:466:MET:CG	2.59	0.51
1:O:187:ILE:HG22	1:O:188:LEU:N	2.26	0.51
1:O:463:PHE:O	1:O:466:MET:CG	2.59	0.51
1:P:209:VAL:HG23	1:P:324:LEU:HB3	1.91	0.51
1:P:299:TYR:O	1:P:300:ALA:O	2.28	0.51
1:P:436:ALA:HB1	1:P:461:THR:HA	1.93	0.51
1:P:569:ASN:O	1:P:570:THR:HG22	2.08	0.51
1:P:608:VAL:O	1:P:609:TYR:HD1	1.94	0.51
1:Q:463:PHE:O	1:Q:466:MET:CG	2.59	0.51
1:R:209:VAL:HG23	1:R:324:LEU:HB3	1.91	0.51
1:R:368:PHE:HB3	1:R:544:ARG:HH12	1.74	0.51
1:R:578:ARG:C	1:R:579:SER:OG	2.49	0.51
1:S:326:LYS:HG3	1:T:237:PRO:CG	2.34	0.51
1:S:601:LEU:CD1	1:S:602:PRO:HD2	2.39	0.51
1:S:647:TYR:CD1	1:S:647:TYR:N	2.78	0.51
1:A:260:GLN:HG2	1:B:261:VAL:HG11	1.91	0.51
1:A:324:LEU:HD13	1:L:271:LEU:CB	2.39	0.51
1:A:437:VAL:CG1	1:A:439:THR:CG2	2.89	0.51
1:B:209:VAL:HG23	1:B:324:LEU:HB3	1.91	0.51
1:B:416:ILE:CG1	1:B:503:ILE:CD1	2.88	0.51
1:C:391:ILE:HD12	1:C:391:ILE:N	2.25	0.51
1:D:549:ARG:HD3	1:D:553:LEU:HD13	1.93	0.51
1:E:368:PHE:HB3	1:E:544:ARG:HH12	1.74	0.51
1:E:484:THR:HG21	1:E:512:GLN:HA	1.92	0.51
1:F:214:SER:HB2	1:F:268:ILE:O	2.11	0.51
1:F:337:VAL:HG13	1:F:338:PRO:HD2	1.91	0.51
1:F:466:MET:O	1:F:532:TYR:HA	2.10	0.51
1:F:482:SER:OG	1:F:483:ASN:N	2.39	0.51
1:H:578:ARG:C	1:H:579:SER:OG	2.49	0.51
1:I:337:VAL:HG13	1:I:338:PRO:HD2	1.91	0.51
1:J:383:TRP:HA	1:J:413:VAL:HG11	1.93	0.51
1:J:484:THR:HG21	1:J:512:GLN:HA	1.92	0.51
1:K:578:ARG:C	1:K:579:SER:OG	2.49	0.51
1:L:198:ASN:O	1:L:202:THR:HB	2.11	0.51
1:L:217:VAL:HG12	1:L:219:PHE:CD2	2.45	0.51
1:M:428:LYS:HG2	1:M:498:GLU:HG2	1.92	0.51
1:N:209:VAL:HG23	1:N:324:LEU:HB3	1.91	0.51

Continued on next page...

Continued from previous page...

Atom-1	Atom-2	Interatomic distance (Å)	Clash overlap (Å)
1:N:608:VAL:O	1:N:609:TYR:HD1	1.94	0.51
1:O:368:PHE:HB3	1:O:544:ARG:HH12	1.74	0.51
1:O:608:VAL:O	1:O:609:TYR:HD1	1.94	0.51
1:P:439:THR:OG1	1:P:457:ILE:N	2.41	0.51
1:R:397:GLN:CB	1:R:520:VAL:O	2.59	0.51
1:S:209:VAL:HG23	1:S:324:LEU:HB3	1.91	0.51
1:S:641:PHE:C	1:S:643:LEU:H	2.14	0.51
1:T:474:ARG:CA	1:T:525:VAL:HG23	2.41	0.51
1:A:348:LEU:HB3	1:E:387:ARG:NH1	2.26	0.51
1:B:198:ASN:O	1:B:202:THR:HB	2.11	0.51
1:B:437:VAL:CG1	1:B:439:THR:CG2	2.89	0.51
1:C:397:GLN:CB	1:C:520:VAL:O	2.59	0.51
1:C:436:ALA:HB1	1:C:461:THR:HA	1.93	0.51
1:C:469:CYS:HB2	1:C:528:ALA:O	2.10	0.51
1:D:187:ILE:HG22	1:D:188:LEU:N	2.26	0.51
1:D:209:VAL:HG23	1:D:324:LEU:HB3	1.91	0.51
1:D:437:VAL:CG1	1:D:439:THR:CG2	2.89	0.51
1:D:608:VAL:O	1:D:609:TYR:HD1	1.94	0.51
1:F:575:TYR:CG	1:N:480:LYS:HE3	2.46	0.51
1:G:532:TYR:HE2	1:G:535:ILE:CD1	2.24	0.51
1:H:187:ILE:HG22	1:H:188:LEU:N	2.26	0.51
1:H:569:ASN:O	1:H:570:THR:HG22	2.08	0.51
1:H:608:VAL:O	1:H:609:TYR:HD1	1.94	0.51
1:H:641:PHE:C	1:H:643:LEU:H	2.14	0.51
1:I:450:GLU:O	1:I:451:TYR:CB	2.57	0.51
1:I:484:THR:HG21	1:I:512:GLN:HA	1.92	0.51
1:J:214:SER:HB2	1:J:268:ILE:O	2.11	0.51
1:J:391:ILE:HD12	1:J:391:ILE:N	2.25	0.51
1:J:474:ARG:CA	1:J:525:VAL:HG23	2.41	0.51
1:J:577:ILE:O	1:J:578:ARG:CG	2.57	0.51
1:J:641:PHE:C	1:J:643:LEU:H	2.14	0.51
1:K:437:VAL:CG1	1:K:439:THR:CG2	2.89	0.51
1:K:488:THR:OG1	1:K:489:THR:N	2.44	0.51
1:K:549:ARG:HD3	1:K:553:LEU:HD13	1.93	0.51
1:L:391:ILE:HD12	1:L:391:ILE:N	2.25	0.51
1:L:463:PHE:O	1:L:466:MET:CG	2.59	0.51
1:L:647:TYR:CD1	1:L:647:TYR:N	2.78	0.51
1:M:436:ALA:HB1	1:M:461:THR:HA	1.93	0.51
1:N:187:ILE:HG22	1:N:188:LEU:N	2.26	0.51
1:O:416:ILE:H	1:O:416:ILE:CD1	2.10	0.51
1:P:469:CYS:HB2	1:P:528:ALA:O	2.10	0.51

Continued on next page...

Continued from previous page...

Atom-1	Atom-2	Interatomic distance (Å)	Clash overlap (Å)
1:Q:368:PHE:HB3	1:Q:544:ARG:HH12	1.74	0.51
1:R:198:ASN:O	1:R:202:THR:HB	2.11	0.51
1:R:437:VAL:CG1	1:R:439:THR:CG2	2.89	0.51
1:R:439:THR:HG1	1:R:457:ILE:HG12	1.60	0.51
1:S:334:HIS:HB3	1:S:600:LEU:CD1	2.39	0.51
1:S:383:TRP:HA	1:S:413:VAL:HG11	1.93	0.51
1:S:437:VAL:CG1	1:S:439:THR:CG2	2.89	0.51
1:T:466:MET:O	1:T:532:TYR:HA	2.11	0.51
1:A:480:LYS:HE3	1:E:575:TYR:CG	2.46	0.51
1:A:569:ASN:O	1:A:570:THR:HG22	2.08	0.51
1:A:608:VAL:O	1:A:609:TYR:HD1	1.94	0.51
1:B:383:TRP:HA	1:B:413:VAL:HG11	1.93	0.51
1:C:383:TRP:HA	1:C:413:VAL:HG11	1.93	0.51
1:C:474:ARG:CA	1:C:525:VAL:HG23	2.41	0.51
1:D:368:PHE:HB3	1:D:544:ARG:HH12	1.74	0.51
1:E:198:ASN:O	1:E:202:THR:HB	2.11	0.51
1:G:198:ASN:O	1:G:202:THR:HB	2.11	0.51
1:G:334:HIS:HB3	1:G:600:LEU:CD1	2.39	0.51
1:G:578:ARG:C	1:G:579:SER:OG	2.49	0.51
1:G:647:TYR:CD1	1:G:647:TYR:N	2.78	0.51
1:H:214:SER:HB2	1:H:268:ILE:O	2.11	0.51
1:H:463:PHE:O	1:H:466:MET:CG	2.59	0.51
1:I:488:THR:OG1	1:I:489:THR:N	2.44	0.51
1:J:420:TRP:CG	1:J:421:PRO:HD2	2.46	0.51
1:K:299:TYR:O	1:K:300:ALA:O	2.28	0.51
1:K:463:PHE:O	1:K:466:MET:CG	2.59	0.51
1:L:214:SER:HB2	1:L:268:ILE:O	2.11	0.51
1:L:299:TYR:O	1:L:300:ALA:O	2.28	0.51
1:M:260:GLN:HG2	1:R:261:VAL:HG11	1.91	0.51
1:M:271:LEU:HB3	1:Q:324:LEU:HD13	1.88	0.51
1:M:383:TRP:HA	1:M:413:VAL:HG11	1.93	0.51
1:M:397:GLN:CB	1:M:520:VAL:O	2.59	0.51
1:M:641:PHE:C	1:M:643:LEU:H	2.14	0.51
1:N:383:TRP:HA	1:N:413:VAL:HG11	1.93	0.51
1:N:420:TRP:CG	1:N:421:PRO:HD2	2.46	0.51
1:N:578:ARG:C	1:N:579:SER:OG	2.49	0.51
1:O:337:VAL:HG13	1:O:338:PRO:HD2	1.91	0.51
1:O:437:VAL:CG1	1:O:439:THR:CG2	2.89	0.51
1:O:450:GLU:O	1:O:451:TYR:CB	2.57	0.51
1:O:578:ARG:C	1:O:579:SER:OG	2.49	0.51
1:P:198:ASN:O	1:P:202:THR:HB	2.11	0.51

Continued on next page...

Continued from previous page...

Atom-1	Atom-2	Interatomic distance (Å)	Clash overlap (Å)
1:P:451:TYR:CD1	1:P:458:VAL:N	2.72	0.51
1:P:474:ARG:CA	1:P:525:VAL:HG23	2.41	0.51
1:P:484:THR:HG21	1:P:512:GLN:HA	1.92	0.51
1:P:532:TYR:CE2	1:P:535:ILE:HD12	2.43	0.51
1:P:578:ARG:C	1:P:579:SER:OG	2.49	0.51
1:Q:299:TYR:O	1:Q:300:ALA:O	2.28	0.51
1:Q:348:LEU:HB3	1:R:387:ARG:NH1	2.26	0.51
1:Q:436:ALA:HB1	1:Q:461:THR:HA	1.93	0.51
1:Q:532:TYR:HE2	1:Q:535:ILE:CD1	2.24	0.51
1:R:187:ILE:HG22	1:R:188:LEU:N	2.26	0.51
1:R:214:SER:HB2	1:R:268:ILE:O	2.11	0.51
1:R:463:PHE:O	1:R:466:MET:CG	2.59	0.51
1:R:484:THR:HG21	1:R:512:GLN:HA	1.92	0.51
1:S:324:LEU:HD22	1:T:271:LEU:HD22	1.92	0.51
1:S:324:LEU:HD13	1:T:271:LEU:CB	2.39	0.51
1:T:463:PHE:O	1:T:466:MET:CG	2.59	0.51
1:A:276:TYR:CE1	1:L:273:SER:O	2.61	0.51
1:B:348:LEU:HB3	1:D:387:ARG:NH1	2.26	0.51
1:B:575:TYR:CG	1:D:480:LYS:HE3	2.46	0.51
1:B:601:LEU:CD1	1:B:650:ILE:CG1	2.62	0.51
1:D:420:TRP:CG	1:D:421:PRO:HD2	2.46	0.51
1:D:463:PHE:O	1:D:466:MET:CG	2.59	0.51
1:E:352:ASN:HD22	1:E:586:GLN:N	2.05	0.51
1:E:436:ALA:HB1	1:E:461:THR:HA	1.93	0.51
1:F:348:LEU:HB3	1:N:387:ARG:NH1	2.26	0.51
1:F:385:THR:O	1:F:387:ARG:N	2.41	0.51
1:F:474:ARG:CA	1:F:525:VAL:HG23	2.41	0.51
1:G:259:ARG:HA	1:N:259:ARG:NH1	2.16	0.51
1:G:420:TRP:CG	1:G:421:PRO:HD2	2.46	0.51
1:H:337:VAL:HG13	1:H:338:PRO:HD2	1.91	0.51
1:H:439:THR:O	1:H:440:SER:OG	2.26	0.51
1:I:226:VAL:HA	1:M:226:VAL:CG2	2.27	0.51
1:I:299:TYR:O	1:I:300:ALA:O	2.28	0.51
1:K:214:SER:HB2	1:K:268:ILE:O	2.11	0.51
1:K:271:LEU:CD2	1:N:324:LEU:HD21	2.41	0.51
1:K:420:TRP:CG	1:K:421:PRO:HD2	2.46	0.51
1:K:428:LYS:HG2	1:K:498:GLU:HG2	1.92	0.51
1:L:420:TRP:CG	1:L:421:PRO:HD2	2.46	0.51
1:L:436:ALA:HB1	1:L:461:THR:HA	1.93	0.51
1:L:578:ARG:C	1:L:579:SER:OG	2.49	0.51
1:M:187:ILE:HG22	1:M:188:LEU:N	2.26	0.51

Continued on next page...

Continued from previous page...

Atom-1	Atom-2	Interatomic distance (Å)	Clash overlap (Å)
1:N:171:SER:O	1:N:314:THR:N	2.43	0.51
1:N:214:SER:HB2	1:N:268:ILE:O	2.11	0.51
1:N:299:TYR:O	1:N:300:ALA:O	2.28	0.51
1:O:198:ASN:O	1:O:202:THR:HB	2.11	0.51
1:O:436:ALA:HB1	1:O:461:THR:HA	1.93	0.51
1:Q:214:SER:HB2	1:Q:268:ILE:O	2.11	0.51
1:Q:549:ARG:HD3	1:Q:553:LEU:HD13	1.93	0.51
1:R:474:ARG:CA	1:R:525:VAL:HG23	2.41	0.51
1:S:171:SER:O	1:S:314:THR:N	2.43	0.51
1:S:474:ARG:CA	1:S:525:VAL:HG23	2.41	0.51
1:T:198:ASN:O	1:T:202:THR:HB	2.11	0.51
1:T:397:GLN:CB	1:T:520:VAL:O	2.59	0.51
1:A:293:ASN:O	1:A:294:ASP:O	2.30	0.50
1:A:416:ILE:CG1	1:A:503:ILE:CD1	2.88	0.50
1:B:387:ARG:NH1	1:D:348:LEU:HB3	2.26	0.50
1:B:463:PHE:O	1:B:466:MET:CG	2.59	0.50
1:B:633:VAL:HG12	1:B:635:ASN:H	1.77	0.50
1:C:549:ARG:HD3	1:C:553:LEU:HD13	1.93	0.50
1:C:608:VAL:O	1:C:609:TYR:HD1	1.94	0.50
1:D:196:LEU:HA	1:D:202:THR:OG1	2.12	0.50
1:E:463:PHE:O	1:E:466:MET:CG	2.59	0.50
1:F:436:ALA:HB1	1:F:461:THR:HA	1.93	0.50
1:F:488:THR:OG1	1:F:489:THR:N	2.44	0.50
1:G:436:ALA:HB1	1:G:461:THR:HA	1.93	0.50
1:G:463:PHE:O	1:G:466:MET:CG	2.59	0.50
1:I:293:ASN:O	1:I:294:ASP:O	2.29	0.50
1:I:608:VAL:O	1:I:609:TYR:HD1	1.94	0.50
1:J:608:VAL:O	1:J:609:TYR:HD1	1.94	0.50
1:L:383:TRP:HA	1:L:413:VAL:HG11	1.93	0.50
1:L:466:MET:O	1:L:532:TYR:HA	2.11	0.50
1:L:484:THR:HG21	1:L:512:GLN:HA	1.92	0.50
1:L:488:THR:OG1	1:L:489:THR:N	2.44	0.50
1:M:532:TYR:CE2	1:M:535:ILE:HD12	2.43	0.50
1:M:549:ARG:HD3	1:M:553:LEU:HD13	1.93	0.50
1:N:352:ASN:HD22	1:N:586:GLN:N	2.05	0.50
1:N:437:VAL:CG1	1:N:439:THR:CG2	2.89	0.50
1:N:532:TYR:HE2	1:N:535:ILE:CD1	2.24	0.50
1:Q:187:ILE:HG22	1:Q:188:LEU:N	2.26	0.50
1:R:428:LYS:HG2	1:R:498:GLU:HG2	1.92	0.50
1:S:293:ASN:O	1:S:294:ASP:O	2.30	0.50
1:S:633:VAL:HG12	1:S:635:ASN:H	1.77	0.50

Continued on next page...

Continued from previous page...

Atom-1	Atom-2	Interatomic distance (Å)	Clash overlap (Å)
1:T:249:LEU:C	1:T:251:TYR:H	2.13	0.50
1:T:420:TRP:CG	1:T:421:PRO:HD2	2.47	0.50
1:A:201:LEU:HD22	1:A:320:PHE:CE2	2.43	0.50
1:A:271:LEU:CD2	1:D:324:LEU:HD21	2.42	0.50
1:B:397:GLN:CB	1:B:520:VAL:O	2.59	0.50
1:C:198:ASN:O	1:C:202:THR:HB	2.11	0.50
1:D:214:SER:HB2	1:D:268:ILE:O	2.11	0.50
1:E:214:SER:HB2	1:E:268:ILE:O	2.11	0.50
1:E:385:THR:O	1:E:387:ARG:N	2.41	0.50
1:E:397:GLN:CB	1:E:520:VAL:O	2.59	0.50
1:E:647:TYR:CD1	1:E:647:TYR:N	2.78	0.50
1:F:293:ASN:O	1:F:294:ASP:O	2.30	0.50
1:F:420:TRP:CG	1:F:421:PRO:HD2	2.46	0.50
1:F:463:PHE:O	1:F:466:MET:CG	2.59	0.50
1:G:293:ASN:O	1:G:294:ASP:O	2.30	0.50
1:G:608:VAL:O	1:G:609:TYR:HD1	1.94	0.50
1:G:641:PHE:C	1:G:643:LEU:H	2.14	0.50
1:H:441:ASN:C	1:H:443:THR:H	2.15	0.50
1:H:484:THR:HG21	1:H:512:GLN:HA	1.93	0.50
1:I:198:ASN:O	1:I:202:THR:HB	2.11	0.50
1:I:428:LYS:HG2	1:I:498:GLU:HG2	1.92	0.50
1:J:436:ALA:HB1	1:J:461:THR:HA	1.93	0.50
1:K:601:LEU:CD1	1:K:650:ILE:CG1	2.62	0.50
1:L:293:ASN:O	1:L:294:ASP:O	2.30	0.50
1:L:608:VAL:O	1:L:609:TYR:HD1	1.94	0.50
1:M:198:ASN:O	1:M:202:THR:HB	2.11	0.50
1:N:436:ALA:HB1	1:N:461:THR:HA	1.93	0.50
1:O:605:SER:CB	1:O:650:ILE:HG23	2.27	0.50
1:P:420:TRP:CG	1:P:421:PRO:HD2	2.46	0.50
1:P:441:ASN:C	1:P:443:THR:H	2.15	0.50
1:P:633:VAL:HG12	1:P:635:ASN:H	1.77	0.50
1:Q:352:ASN:HD22	1:Q:586:GLN:N	2.05	0.50
1:R:293:ASN:O	1:R:294:ASP:O	2.29	0.50
1:R:383:TRP:HA	1:R:413:VAL:HG11	1.93	0.50
1:S:428:LYS:HG2	1:S:498:GLU:HG2	1.92	0.50
1:S:436:ALA:HB1	1:S:461:THR:HA	1.93	0.50
1:S:466:MET:O	1:S:532:TYR:HA	2.10	0.50
1:T:436:ALA:HB1	1:T:461:THR:HA	1.93	0.50
1:T:532:TYR:HE2	1:T:535:ILE:CD1	2.24	0.50
1:A:420:TRP:CG	1:A:421:PRO:HD2	2.46	0.50
1:A:428:LYS:HG2	1:A:498:GLU:HG2	1.92	0.50

Continued on next page...

Continued from previous page...

Atom-1	Atom-2	Interatomic distance (Å)	Clash overlap (Å)
1:B:214:SER:HB2	1:B:268:ILE:O	2.11	0.50
1:B:293:ASN:O	1:B:294:ASP:O	2.30	0.50
1:C:647:TYR:CD1	1:C:647:TYR:N	2.78	0.50
1:D:299:TYR:O	1:D:300:ALA:O	2.28	0.50
1:D:569:ASN:O	1:D:570:THR:HG22	2.08	0.50
1:E:187:ILE:HG22	1:E:188:LEU:N	2.26	0.50
1:E:196:LEU:HA	1:E:202:THR:OG1	2.12	0.50
1:E:299:TYR:O	1:E:300:ALA:O	2.28	0.50
1:E:326:LYS:HG3	1:J:237:PRO:CG	2.34	0.50
1:E:578:ARG:C	1:E:579:SER:OG	2.49	0.50
1:E:633:VAL:HG12	1:E:635:ASN:H	1.77	0.50
1:F:387:ARG:NH1	1:N:348:LEU:HB3	2.26	0.50
1:F:439:THR:OG1	1:F:457:ILE:N	2.41	0.50
1:H:436:ALA:HB1	1:H:461:THR:HA	1.93	0.50
1:I:196:LEU:HA	1:I:202:THR:OG1	2.12	0.50
1:I:217:VAL:HG12	1:I:219:PHE:CD2	2.45	0.50
1:I:383:TRP:HA	1:I:413:VAL:HG11	1.93	0.50
1:I:420:TRP:CG	1:I:421:PRO:HD2	2.46	0.50
1:I:577:ILE:O	1:I:578:ARG:CG	2.57	0.50
1:J:293:ASN:O	1:J:294:ASP:O	2.30	0.50
1:L:201:LEU:HD22	1:L:320:PHE:CE2	2.43	0.50
1:L:367:VAL:HG22	1:L:566:PHE:CE1	2.44	0.50
1:L:397:GLN:CB	1:L:520:VAL:O	2.59	0.50
1:L:437:VAL:CG1	1:L:439:THR:CG2	2.89	0.50
1:L:532:TYR:HE2	1:L:535:ILE:CD1	2.24	0.50
1:M:402:LYS:HD3	1:M:511:PHE:CE2	2.34	0.50
1:N:484:THR:HG21	1:N:512:GLN:HA	1.92	0.50
1:N:605:SER:CB	1:N:650:ILE:HG23	2.27	0.50
1:N:647:TYR:CD1	1:N:647:TYR:N	2.78	0.50
1:O:214:SER:HB2	1:O:268:ILE:O	2.11	0.50
1:O:474:ARG:CA	1:O:525:VAL:HG23	2.41	0.50
1:O:484:THR:HG21	1:O:512:GLN:HA	1.92	0.50
1:Q:325:LEU:CD2	1:R:165:GLU:CB	2.82	0.50
1:Q:383:TRP:HA	1:Q:413:VAL:HG11	1.93	0.50
1:Q:387:ARG:NH1	1:R:348:LEU:HB3	2.26	0.50
1:Q:439:THR:HG23	1:Q:457:ILE:HG12	1.94	0.50
1:R:196:LEU:HA	1:R:202:THR:OG1	2.12	0.50
1:R:393:VAL:CG1	1:R:394:THR:N	2.75	0.50
1:R:420:TRP:CG	1:R:421:PRO:HD2	2.46	0.50
1:S:393:VAL:CG1	1:S:394:THR:N	2.75	0.50
1:S:420:TRP:CG	1:S:421:PRO:HD2	2.46	0.50

Continued on next page...

Continued from previous page...

Atom-1	Atom-2	Interatomic distance (Å)	Clash overlap (Å)
1:S:463:PHE:O	1:S:466:MET:CG	2.59	0.50
1:A:484:THR:HG21	1:A:512:GLN:HA	1.92	0.50
1:A:647:TYR:CD1	1:A:647:TYR:N	2.78	0.50
1:C:420:TRP:CG	1:C:421:PRO:HD2	2.46	0.50
1:D:198:ASN:O	1:D:202:THR:HB	2.11	0.50
1:D:271:LEU:CD2	1:L:324:LEU:HD21	2.42	0.50
1:D:393:VAL:CG1	1:D:394:THR:N	2.75	0.50
1:E:532:TYR:HE2	1:E:535:ILE:CD1	2.24	0.50
1:F:578:ARG:C	1:F:579:SER:OG	2.49	0.50
1:G:196:LEU:HA	1:G:202:THR:OG1	2.12	0.50
1:G:383:TRP:HA	1:G:413:VAL:HG11	1.93	0.50
1:G:437:VAL:CG1	1:G:439:THR:CG2	2.89	0.50
1:G:474:ARG:CA	1:G:525:VAL:HG23	2.41	0.50
1:G:606:PHE:O	1:G:650:ILE:HG12	2.12	0.50
1:H:196:LEU:HA	1:H:202:THR:OG1	2.12	0.50
1:H:198:ASN:O	1:H:202:THR:HB	2.11	0.50
1:H:299:TYR:O	1:H:300:ALA:O	2.28	0.50
1:H:397:GLN:CB	1:H:520:VAL:O	2.59	0.50
1:H:420:TRP:CG	1:H:421:PRO:HD2	2.46	0.50
1:H:549:ARG:HD3	1:H:553:LEU:HD13	1.93	0.50
1:J:402:LYS:HD2	1:J:511:PHE:CE2	2.47	0.50
1:J:437:VAL:CG1	1:J:439:THR:CG2	2.89	0.50
1:J:488:THR:OG1	1:J:489:THR:N	2.44	0.50
1:K:397:GLN:CB	1:K:520:VAL:O	2.59	0.50
1:K:532:TYR:HE2	1:K:535:ILE:CD1	2.24	0.50
1:L:575:TYR:CG	1:S:480:LYS:HE3	2.46	0.50
1:L:641:PHE:C	1:L:643:LEU:H	2.14	0.50
1:O:393:VAL:HG13	1:O:407:ILE:O	2.12	0.50
1:O:420:TRP:CG	1:O:421:PRO:HD2	2.46	0.50
1:P:214:SER:HB2	1:P:268:ILE:O	2.11	0.50
1:P:293:ASN:O	1:P:294:ASP:O	2.30	0.50
1:R:441:ASN:C	1:R:443:THR:H	2.15	0.50
1:R:608:VAL:O	1:R:609:TYR:HD1	1.94	0.50
1:S:324:LEU:HD21	1:T:271:LEU:CD2	2.41	0.50
1:S:549:ARG:HD3	1:S:553:LEU:HD13	1.93	0.50
1:T:162:VAL:CG1	1:T:164:SER:OG	2.60	0.50
1:A:275:LEU:HD11	1:L:275:LEU:N	2.14	0.50
1:A:488:THR:OG1	1:A:489:THR:N	2.44	0.50
1:B:324:LEU:HD13	1:F:271:LEU:HB3	1.88	0.50
1:B:358:ILE:HG22	1:B:360:ASP:H	1.77	0.50
1:B:439:THR:O	1:B:440:SER:OG	2.26	0.50

Continued on next page...

Continued from previous page...

Atom-1	Atom-2	Interatomic distance (Å)	Clash overlap (Å)
1:B:578:ARG:C	1:B:579:SER:OG	2.49	0.50
1:C:393:VAL:HG13	1:C:407:ILE:O	2.12	0.50
1:C:416:ILE:CG1	1:C:503:ILE:CD1	2.88	0.50
1:E:293:ASN:O	1:E:294:ASP:O	2.30	0.50
1:G:633:VAL:HG12	1:G:635:ASN:H	1.77	0.50
1:H:385:THR:O	1:H:387:ARG:N	2.41	0.50
1:I:463:PHE:O	1:I:466:MET:CG	2.59	0.50
1:K:393:VAL:HG13	1:K:407:ILE:O	2.12	0.50
1:L:220:SER:OG	1:T:230:LYS:NZ	2.39	0.50
1:L:474:ARG:CA	1:L:525:VAL:HG23	2.41	0.50
1:L:606:PHE:O	1:L:650:ILE:HG12	2.12	0.50
1:M:397:GLN:HG2	1:M:523:SER:CB	2.36	0.50
1:N:220:SER:OG	1:R:230:LYS:NZ	2.39	0.50
1:Q:196:LEU:HA	1:Q:202:THR:OG1	2.12	0.50
1:Q:393:VAL:CG1	1:Q:394:THR:N	2.75	0.50
1:R:549:ARG:HD3	1:R:553:LEU:HD13	1.93	0.50
1:S:358:ILE:HG22	1:S:360:ASP:H	1.77	0.50
1:S:397:GLN:HG2	1:S:523:SER:CB	2.36	0.50
1:S:488:THR:OG1	1:S:489:THR:N	2.44	0.50
1:T:171:SER:O	1:T:314:THR:N	2.43	0.50
1:T:299:TYR:O	1:T:300:ALA:O	2.28	0.50
1:T:385:THR:O	1:T:387:ARG:N	2.41	0.50
1:T:437:VAL:CG1	1:T:439:THR:CG2	2.89	0.50
1:A:299:TYR:O	1:A:300:ALA:O	2.28	0.50
1:A:549:ARG:HD3	1:A:553:LEU:HD13	1.93	0.50
1:B:273:SER:O	1:R:276:TYR:CE1	2.61	0.50
1:B:420:TRP:CG	1:B:421:PRO:HD2	2.46	0.50
1:B:439:THR:HG1	1:B:457:ILE:H	1.56	0.50
1:C:393:VAL:CG1	1:C:394:THR:N	2.75	0.50
1:C:484:THR:HG21	1:C:512:GLN:HA	1.93	0.50
1:D:606:PHE:O	1:D:650:ILE:HG12	2.12	0.50
1:F:437:VAL:CG1	1:F:439:THR:CG2	2.89	0.50
1:F:606:PHE:O	1:F:650:ILE:HG12	2.12	0.50
1:H:393:VAL:CG1	1:H:394:THR:N	2.75	0.50
1:I:214:SER:HB2	1:I:268:ILE:O	2.11	0.50
1:I:334:HIS:HB3	1:I:600:LEU:CD1	2.39	0.50
1:I:385:THR:O	1:I:387:ARG:N	2.41	0.50
1:I:393:VAL:HG13	1:I:407:ILE:O	2.12	0.50
1:I:532:TYR:HE2	1:I:535:ILE:CD1	2.24	0.50
1:I:578:ARG:C	1:I:579:SER:OG	2.49	0.50
1:I:647:TYR:CD1	1:I:647:TYR:N	2.78	0.50

Continued on next page...

Continued from previous page...

Atom-1	Atom-2	Interatomic distance (Å)	Clash overlap (Å)
1:J:162:VAL:CG1	1:J:164:SER:OG	2.60	0.50
1:J:196:LEU:HA	1:J:202:THR:OG1	2.12	0.50
1:J:428:LYS:HG2	1:J:498:GLU:HG2	1.92	0.50
1:K:633:VAL:HG12	1:K:635:ASN:H	1.77	0.50
1:L:196:LEU:HA	1:L:202:THR:OG1	2.12	0.50
1:M:633:VAL:HG12	1:M:635:ASN:H	1.77	0.50
1:Q:393:VAL:HG13	1:Q:407:ILE:O	2.12	0.50
1:Q:420:TRP:CG	1:Q:421:PRO:HD2	2.46	0.50
1:Q:431:PRO:HD2	1:Q:495:ASN:O	2.12	0.50
1:R:183:THR:O	1:R:291:ILE:HD11	2.12	0.50
1:S:214:SER:HB2	1:S:268:ILE:O	2.11	0.50
1:S:341:LEU:HB2	1:S:342:ILE:HD12	1.92	0.50
1:T:214:SER:HB2	1:T:268:ILE:O	2.11	0.50
1:T:488:THR:OG1	1:T:489:THR:N	2.44	0.50
1:T:633:VAL:HG12	1:T:635:ASN:H	1.77	0.50
1:A:198:ASN:O	1:A:202:THR:HB	2.11	0.50
1:A:383:TRP:HA	1:A:413:VAL:HG11	1.93	0.50
1:A:393:VAL:HG13	1:A:407:ILE:O	2.12	0.50
1:B:196:LEU:HA	1:B:202:THR:OG1	2.12	0.50
1:B:608:VAL:O	1:B:609:TYR:HD1	1.94	0.50
1:C:431:PRO:HD2	1:C:495:ASN:O	2.12	0.50
1:C:474:ARG:N	1:C:524:ASP:HA	2.13	0.50
1:E:324:LEU:HD21	1:J:271:LEU:CD2	2.42	0.50
1:E:641:PHE:C	1:E:643:LEU:H	2.14	0.50
1:F:393:VAL:HG13	1:F:407:ILE:O	2.12	0.50
1:F:633:VAL:HG12	1:F:635:ASN:H	1.77	0.50
1:G:397:GLN:CB	1:G:520:VAL:O	2.59	0.50
1:G:439:THR:HG23	1:G:457:ILE:HG12	1.93	0.50
1:H:162:VAL:CG1	1:H:164:SER:OG	2.60	0.50
1:I:162:VAL:CG1	1:I:164:SER:OG	2.60	0.50
1:I:437:VAL:CG1	1:I:439:THR:CG2	2.89	0.50
1:I:606:PHE:O	1:I:650:ILE:HG12	2.12	0.50
1:J:358:ILE:HG22	1:J:360:ASP:H	1.77	0.50
1:J:606:PHE:O	1:J:650:ILE:HG12	2.12	0.50
1:K:196:LEU:HA	1:K:202:THR:OG1	2.12	0.50
1:K:346:SER:HB2	1:K:643:LEU:CB	2.42	0.50
1:K:383:TRP:HA	1:K:413:VAL:HG11	1.93	0.50
1:K:393:VAL:CG1	1:K:394:THR:N	2.75	0.50
1:K:416:ILE:CG1	1:K:503:ILE:CD1	2.88	0.50
1:L:162:VAL:CG1	1:L:164:SER:OG	2.60	0.50
1:L:187:ILE:HG22	1:L:188:LEU:N	2.26	0.50

Continued on next page...

Continued from previous page...

Atom-1	Atom-2	Interatomic distance (Å)	Clash overlap (Å)
1:L:431:PRO:HD2	1:L:495:ASN:O	2.12	0.50
1:L:549:ARG:HD3	1:L:553:LEU:HD13	1.93	0.50
1:M:214:SER:HB2	1:M:268:ILE:O	2.11	0.50
1:M:393:VAL:HG13	1:M:407:ILE:O	2.12	0.50
1:M:420:TRP:CG	1:M:421:PRO:HD2	2.46	0.50
1:M:439:THR:HG23	1:M:457:ILE:HG12	1.94	0.50
1:M:484:THR:HG21	1:M:512:GLN:HA	1.92	0.50
1:N:162:VAL:CG1	1:N:164:SER:OG	2.60	0.50
1:N:441:ASN:C	1:N:443:THR:H	2.15	0.50
1:O:397:GLN:CB	1:O:520:VAL:O	2.59	0.50
1:O:431:PRO:HD2	1:O:495:ASN:O	2.12	0.50
1:O:641:PHE:C	1:O:643:LEU:H	2.14	0.50
1:P:187:ILE:HG22	1:P:188:LEU:N	2.26	0.50
1:P:393:VAL:HG13	1:P:407:ILE:O	2.12	0.50
1:P:402:LYS:HD2	1:P:511:PHE:CE2	2.47	0.50
1:Q:358:ILE:HG22	1:Q:360:ASP:H	1.77	0.50
1:Q:428:LYS:HG2	1:Q:498:GLU:HG2	1.92	0.50
1:Q:441:ASN:C	1:Q:443:THR:H	2.15	0.50
1:Q:633:VAL:HG12	1:Q:635:ASN:H	1.77	0.50
1:R:341:LEU:HB2	1:R:342:ILE:HD12	1.91	0.50
1:R:393:VAL:HG13	1:R:407:ILE:O	2.12	0.50
1:R:641:PHE:C	1:R:643:LEU:H	2.14	0.50
1:S:393:VAL:HG13	1:S:407:ILE:O	2.12	0.50
1:S:441:ASN:C	1:S:443:THR:H	2.15	0.50
1:A:393:VAL:CG1	1:A:394:THR:N	2.75	0.50
1:A:393:VAL:HG12	1:A:394:THR:N	2.27	0.50
1:A:575:TYR:CG	1:E:480:LYS:HE3	2.46	0.50
1:B:450:GLU:O	1:B:451:TYR:CB	2.57	0.50
1:B:549:ARG:HD3	1:B:553:LEU:HD13	1.93	0.50
1:C:187:ILE:HG22	1:C:188:LEU:N	2.26	0.50
1:D:393:VAL:HG13	1:D:407:ILE:O	2.12	0.50
1:D:471:ALA:HB2	1:D:527:LEU:CB	2.38	0.50
1:E:162:VAL:CG1	1:E:164:SER:OG	2.60	0.50
1:E:474:ARG:CA	1:E:525:VAL:HG23	2.41	0.50
1:F:393:VAL:CG1	1:F:394:THR:N	2.75	0.50
1:F:397:GLN:CB	1:F:520:VAL:O	2.59	0.50
1:F:549:ARG:HD3	1:F:553:LEU:HD13	1.93	0.50
1:G:187:ILE:HG22	1:G:188:LEU:N	2.26	0.50
1:H:209:VAL:HG23	1:H:324:LEU:HB2	1.94	0.50
1:H:346:SER:HB2	1:H:643:LEU:CB	2.42	0.50
1:H:358:ILE:HG22	1:H:360:ASP:H	1.77	0.50

Continued on next page...

Continued from previous page...

Atom-1	Atom-2	Interatomic distance (Å)	Clash overlap (Å)
1:H:474:ARG:CA	1:H:525:VAL:HG23	2.41	0.50
1:H:606:PHE:O	1:H:650:ILE:HG12	2.12	0.50
1:J:171:SER:O	1:J:314:THR:N	2.43	0.50
1:J:198:ASN:O	1:J:202:THR:HB	2.11	0.50
1:K:162:VAL:CG1	1:K:164:SER:OG	2.60	0.50
1:K:183:THR:O	1:K:291:ILE:HD11	2.12	0.50
1:K:187:ILE:HG22	1:K:188:LEU:N	2.26	0.50
1:K:439:THR:OG1	1:K:457:ILE:N	2.41	0.50
1:L:393:VAL:CG1	1:L:394:THR:N	2.75	0.50
1:M:358:ILE:HG22	1:M:360:ASP:H	1.77	0.50
1:M:463:PHE:O	1:M:466:MET:CG	2.59	0.50
1:M:608:VAL:O	1:M:609:TYR:HD1	1.94	0.50
1:M:647:TYR:CD1	1:M:647:TYR:N	2.78	0.50
1:O:162:VAL:CG1	1:O:164:SER:OG	2.60	0.50
1:O:358:ILE:HG22	1:O:360:ASP:H	1.77	0.50
1:O:633:VAL:HG12	1:O:635:ASN:H	1.77	0.50
1:P:393:VAL:HG12	1:P:394:THR:N	2.27	0.50
1:Q:606:PHE:O	1:Q:650:ILE:HG12	2.12	0.50
1:R:439:THR:HG1	1:R:457:ILE:CG1	2.16	0.50
1:R:633:VAL:HG12	1:R:635:ASN:H	1.77	0.50
1:S:577:ILE:O	1:S:578:ARG:CG	2.57	0.50
1:S:606:PHE:O	1:S:650:ILE:HG12	2.12	0.50
1:T:606:PHE:O	1:T:650:ILE:HG12	2.12	0.50
1:T:608:VAL:O	1:T:609:TYR:HD1	1.94	0.50
1:A:474:ARG:CA	1:A:525:VAL:HG23	2.41	0.50
1:A:641:PHE:C	1:A:643:LEU:H	2.14	0.50
1:B:341:LEU:HB2	1:B:342:ILE:HD12	1.92	0.50
1:B:488:THR:OG1	1:B:489:THR:N	2.44	0.50
1:C:259:ARG:NH1	1:K:259:ARG:HA	2.16	0.50
1:C:437:VAL:CG1	1:C:439:THR:CG2	2.89	0.50
1:C:463:PHE:O	1:C:466:MET:CG	2.59	0.50
1:C:606:PHE:O	1:C:650:ILE:HG12	2.12	0.50
1:D:484:THR:HG21	1:D:512:GLN:HA	1.93	0.50
1:D:488:THR:OG1	1:D:489:THR:N	2.44	0.50
1:D:532:TYR:HE2	1:D:535:ILE:CD1	2.24	0.50
1:D:605:SER:CB	1:D:650:ILE:HG23	2.27	0.50
1:E:383:TRP:HA	1:E:413:VAL:HG11	1.93	0.50
1:E:393:VAL:CG1	1:E:394:THR:N	2.75	0.50
1:F:162:VAL:CG1	1:F:164:SER:OG	2.60	0.50
1:F:183:THR:O	1:F:291:ILE:HD11	2.12	0.50
1:F:196:LEU:HA	1:F:202:THR:OG1	2.12	0.50

Continued on next page...

Continued from previous page...

Atom-1	Atom-2	Interatomic distance (Å)	Clash overlap (Å)
1:F:577:ILE:C	1:F:578:ARG:HG3	2.33	0.50
1:G:299:TYR:O	1:G:300:ALA:O	2.28	0.50
1:H:220:SER:OG	1:O:230:LYS:NZ	2.39	0.50
1:H:293:ASN:O	1:H:294:ASP:O	2.30	0.50
1:H:633:VAL:HG12	1:H:635:ASN:H	1.77	0.50
1:J:504:ASN:CB	1:J:505:PRO:CD	2.83	0.50
1:J:633:VAL:HG12	1:J:635:ASN:H	1.77	0.50
1:K:641:PHE:C	1:K:643:LEU:H	2.14	0.50
1:L:183:THR:O	1:L:291:ILE:HD11	2.12	0.50
1:M:209:VAL:HG23	1:M:324:LEU:HB2	1.94	0.50
1:M:437:VAL:CG1	1:M:439:THR:CG2	2.89	0.50
1:M:606:PHE:O	1:M:650:ILE:HG12	2.12	0.50
1:O:402:LYS:HD2	1:O:511:PHE:CE2	2.47	0.50
1:P:383:TRP:HA	1:P:413:VAL:HG11	1.93	0.50
1:P:549:ARG:HD3	1:P:553:LEU:HD13	1.93	0.50
1:R:201:LEU:HD22	1:R:320:PHE:CE2	2.43	0.50
1:R:647:TYR:CD1	1:R:647:TYR:N	2.78	0.50
1:T:209:VAL:HG23	1:T:324:LEU:HB2	1.94	0.50
1:T:578:ARG:C	1:T:579:SER:OG	2.49	0.50
1:A:424:THR:HG1	1:A:489:THR:HG23	1.77	0.49
1:B:393:VAL:CG1	1:B:394:THR:N	2.75	0.49
1:B:441:ASN:C	1:B:443:THR:H	2.15	0.49
1:D:275:LEU:HA	1:L:275:LEU:HD13	1.79	0.49
1:E:183:THR:O	1:E:291:ILE:HD11	2.12	0.49
1:E:393:VAL:HG13	1:E:407:ILE:O	2.12	0.49
1:E:420:TRP:CG	1:E:421:PRO:HD2	2.47	0.49
1:E:439:THR:OG1	1:E:457:ILE:N	2.41	0.49
1:F:327:PRO:CD	1:R:237:PRO:CG	2.54	0.49
1:F:383:TRP:HA	1:F:413:VAL:HG11	1.93	0.49
1:F:416:ILE:CG1	1:F:503:ILE:CD1	2.88	0.49
1:F:480:LYS:HE3	1:N:575:TYR:CG	2.46	0.49
1:G:183:THR:O	1:G:291:ILE:HD11	2.12	0.49
1:H:532:TYR:HE2	1:H:535:ILE:CD1	2.24	0.49
1:I:393:VAL:HG12	1:I:394:THR:N	2.27	0.49
1:J:191:GLN:HE21	1:J:197:LEU:CD2	2.26	0.49
1:J:393:VAL:CG1	1:J:394:THR:N	2.75	0.49
1:J:577:ILE:C	1:J:578:ARG:HG3	2.33	0.49
1:K:198:ASN:O	1:K:202:THR:HB	2.11	0.49
1:K:271:LEU:HD22	1:N:324:LEU:HD22	1.92	0.49
1:K:431:PRO:HD2	1:K:495:ASN:O	2.12	0.49
1:K:465:SER:HA	1:K:532:TYR:CE1	2.47	0.49

Continued on next page...

Continued from previous page...

Atom-1	Atom-2	Interatomic distance (Å)	Clash overlap (Å)
1:L:348:LEU:HD21	1:S:387:ARG:HH22	1.69	0.49
1:M:385:THR:O	1:M:387:ARG:N	2.41	0.49
1:M:605:SER:CB	1:M:650:ILE:HG23	2.27	0.49
1:N:183:THR:O	1:N:291:ILE:HD11	2.12	0.49
1:N:196:LEU:HA	1:N:202:THR:OG1	2.12	0.49
1:N:402:LYS:HD2	1:N:511:PHE:CE2	2.47	0.49
1:N:549:ARG:HD3	1:N:553:LEU:HD13	1.93	0.49
1:N:633:VAL:HG12	1:N:635:ASN:H	1.77	0.49
1:O:352:ASN:HD22	1:O:586:GLN:N	2.05	0.49
1:P:196:LEU:HA	1:P:202:THR:OG1	2.12	0.49
1:P:488:THR:OG1	1:P:489:THR:N	2.44	0.49
1:P:532:TYR:HE2	1:P:535:ILE:CD1	2.24	0.49
1:P:641:PHE:C	1:P:643:LEU:H	2.14	0.49
1:Q:484:THR:HG21	1:Q:512:GLN:HA	1.92	0.49
1:S:299:TYR:O	1:S:300:ALA:O	2.28	0.49
1:S:608:VAL:O	1:S:609:TYR:HD1	1.94	0.49
1:T:441:ASN:C	1:T:443:THR:H	2.15	0.49
1:A:187:ILE:HG22	1:A:188:LEU:N	2.26	0.49
1:A:196:LEU:HA	1:A:202:THR:OG1	2.12	0.49
1:A:387:ARG:NH1	1:E:348:LEU:HB3	2.26	0.49
1:A:402:LYS:HD2	1:A:511:PHE:CE2	2.47	0.49
1:A:416:ILE:H	1:A:416:ILE:CD1	2.10	0.49
1:B:393:VAL:HG13	1:B:407:ILE:O	2.12	0.49
1:C:358:ILE:HG22	1:C:360:ASP:H	1.77	0.49
1:D:633:VAL:HG12	1:D:635:ASN:H	1.77	0.49
1:E:191:GLN:HE21	1:E:197:LEU:CD2	2.26	0.49
1:E:324:LEU:HD22	1:J:271:LEU:HD22	1.92	0.49
1:E:358:ILE:HG22	1:E:360:ASP:H	1.77	0.49
1:E:431:PRO:HD2	1:E:495:ASN:O	2.12	0.49
1:E:439:THR:HG23	1:E:457:ILE:HG12	1.94	0.49
1:F:209:VAL:HG23	1:F:324:LEU:HB2	1.94	0.49
1:G:431:PRO:HD2	1:G:495:ASN:O	2.12	0.49
1:G:488:THR:OG1	1:G:489:THR:N	2.44	0.49
1:G:549:ARG:HD3	1:G:553:LEU:HD13	1.93	0.49
1:H:191:GLN:HE21	1:H:197:LEU:CD2	2.26	0.49
1:H:218:ARG:CG	1:H:265:VAL:HG22	2.42	0.49
1:I:352:ASN:HD22	1:I:586:GLN:N	2.05	0.49
1:K:385:THR:O	1:K:387:ARG:N	2.41	0.49
1:L:441:ASN:C	1:L:443:THR:H	2.15	0.49
1:L:451:TYR:H	1:L:458:VAL:CB	2.16	0.49
1:M:293:ASN:O	1:M:294:ASP:O	2.30	0.49

Continued on next page...

Continued from previous page...

Atom-1	Atom-2	Interatomic distance (Å)	Clash overlap (Å)
1:M:424:THR:HG1	1:M:489:THR:HG23	1.76	0.49
1:N:358:ILE:HG22	1:N:360:ASP:H	1.77	0.49
1:N:385:THR:O	1:N:387:ARG:N	2.41	0.49
1:N:393:VAL:HG12	1:N:394:THR:N	2.27	0.49
1:N:401:GLU:CD	1:N:402:LYS:HG3	2.26	0.49
1:O:183:THR:O	1:O:291:ILE:HD11	2.12	0.49
1:P:191:GLN:HE21	1:P:197:LEU:CD2	2.26	0.49
1:Q:466:MET:O	1:Q:532:TYR:HA	2.11	0.49
1:Q:578:ARG:C	1:Q:579:SER:OG	2.49	0.49
1:R:385:THR:O	1:R:387:ARG:N	2.41	0.49
1:R:436:ALA:HB1	1:R:461:THR:HA	1.93	0.49
1:S:187:ILE:HG22	1:S:188:LEU:N	2.26	0.49
1:S:397:GLN:CB	1:S:520:VAL:O	2.59	0.49
1:S:577:ILE:C	1:S:578:ARG:HG3	2.33	0.49
1:T:196:LEU:HA	1:T:202:THR:OG1	2.12	0.49
1:T:346:SER:HB2	1:T:643:LEU:CB	2.42	0.49
1:T:393:VAL:CG1	1:T:394:THR:N	2.75	0.49
1:T:577:ILE:C	1:T:578:ARG:HG3	2.33	0.49
1:A:191:GLN:HE21	1:A:197:LEU:CD2	2.26	0.49
1:A:385:THR:O	1:A:387:ARG:N	2.41	0.49
1:A:465:SER:HA	1:A:532:TYR:CE1	2.48	0.49
1:B:187:ILE:HG22	1:B:188:LEU:N	2.26	0.49
1:B:480:LYS:HE3	1:D:575:TYR:CG	2.46	0.49
1:B:577:ILE:C	1:B:578:ARG:HG3	2.33	0.49
1:D:293:ASN:O	1:D:294:ASP:O	2.30	0.49
1:D:393:VAL:HG12	1:D:394:THR:N	2.27	0.49
1:D:436:ALA:HB1	1:D:461:THR:HA	1.93	0.49
1:D:474:ARG:CA	1:D:525:VAL:HG23	2.41	0.49
1:E:209:VAL:HG23	1:E:324:LEU:HB2	1.94	0.49
1:F:431:PRO:HD2	1:F:495:ASN:O	2.12	0.49
1:F:647:TYR:CD1	1:F:647:TYR:N	2.78	0.49
1:H:393:VAL:HG13	1:H:407:ILE:O	2.12	0.49
1:H:577:ILE:O	1:H:578:ARG:CG	2.57	0.49
1:I:358:ILE:HG22	1:I:360:ASP:H	1.77	0.49
1:I:465:SER:HA	1:I:532:TYR:CE1	2.47	0.49
1:J:259:ARG:HA	1:P:259:ARG:NH1	2.16	0.49
1:J:393:VAL:HG13	1:J:407:ILE:O	2.12	0.49
1:K:424:THR:CG2	1:K:425:ILE:N	2.76	0.49
1:K:474:ARG:CA	1:K:525:VAL:HG23	2.41	0.49
1:L:569:ASN:C	1:L:570:THR:CG2	2.80	0.49
1:M:162:VAL:CG1	1:M:164:SER:OG	2.60	0.49

Continued on next page...

Continued from previous page...

Atom-1	Atom-2	Interatomic distance (Å)	Clash overlap (Å)
1:M:191:GLN:HE21	1:M:197:LEU:CD2	2.26	0.49
1:M:482:SER:OG	1:M:483:ASN:N	2.39	0.49
1:N:198:ASN:O	1:N:202:THR:HB	2.11	0.49
1:O:196:LEU:HA	1:O:202:THR:OG1	2.12	0.49
1:O:393:VAL:CG1	1:O:394:THR:N	2.75	0.49
1:O:549:ARG:HD3	1:O:553:LEU:HD13	1.93	0.49
1:P:393:VAL:CG1	1:P:394:THR:N	2.75	0.49
1:P:437:VAL:CG1	1:P:439:THR:CG2	2.89	0.49
1:Q:280:SER:HG	1:Q:334:HIS:HE2	0.50	0.49
1:Q:437:VAL:O	1:Q:438:THR:HB	2.13	0.49
1:Q:474:ARG:CA	1:Q:525:VAL:HG23	2.41	0.49
1:Q:575:TYR:CG	1:R:480:LYS:HE3	2.46	0.49
1:S:431:PRO:HD2	1:S:495:ASN:O	2.12	0.49
1:T:402:LYS:HD2	1:T:511:PHE:CE2	2.47	0.49
1:T:549:ARG:HD3	1:T:553:LEU:HD13	1.93	0.49
1:A:183:THR:O	1:A:291:ILE:HD11	2.12	0.49
1:A:397:GLN:CB	1:A:520:VAL:O	2.59	0.49
1:A:578:ARG:C	1:A:579:SER:OG	2.49	0.49
1:A:633:VAL:HG12	1:A:635:ASN:H	1.77	0.49
1:B:436:ALA:HB1	1:B:461:THR:HA	1.93	0.49
1:B:465:SER:HA	1:B:532:TYR:CE1	2.47	0.49
1:C:465:SER:HA	1:C:532:TYR:CE1	2.48	0.49
1:C:569:ASN:C	1:C:570:THR:CG2	2.80	0.49
1:D:647:TYR:CD1	1:D:647:TYR:N	2.78	0.49
1:E:488:THR:OG1	1:E:489:THR:N	2.44	0.49
1:E:608:VAL:O	1:E:609:TYR:HD1	1.94	0.49
1:F:324:LEU:HD22	1:R:271:LEU:HD22	1.92	0.49
1:H:183:THR:O	1:H:291:ILE:HD11	2.12	0.49
1:I:280:SER:HG	1:I:334:HIS:CE1	2.01	0.49
1:I:424:THR:CG2	1:I:425:ILE:N	2.76	0.49
1:I:436:ALA:HB1	1:I:461:THR:HA	1.93	0.49
1:J:209:VAL:HG23	1:J:324:LEU:HB2	1.94	0.49
1:J:220:SER:OG	1:P:230:LYS:NZ	2.39	0.49
1:J:397:GLN:CB	1:J:520:VAL:O	2.59	0.49
1:J:427:SER:HG	1:J:429:LEU:HD21	1.70	0.49
1:J:532:TYR:HE2	1:J:535:ILE:CD1	2.24	0.49
1:K:166:TRP:HA	1:K:169:PHE:HE2	1.78	0.49
1:K:191:GLN:HE21	1:K:197:LEU:CD2	2.26	0.49
1:K:251:TYR:HD1	1:N:328:PRO:C	1.60	0.49
1:L:465:SER:HA	1:L:532:TYR:CE1	2.48	0.49
1:M:196:LEU:HA	1:M:202:THR:OG1	2.12	0.49

Continued on next page...

Continued from previous page...

Atom-1	Atom-2	Interatomic distance (Å)	Clash overlap (Å)
1:M:393:VAL:CG1	1:M:394:THR:N	2.75	0.49
1:N:166:TRP:HA	1:N:169:PHE:HE2	1.78	0.49
1:N:191:GLN:HE21	1:N:197:LEU:CD2	2.26	0.49
1:N:397:GLN:CB	1:N:520:VAL:O	2.59	0.49
1:N:424:THR:CG2	1:N:425:ILE:N	2.76	0.49
1:N:606:PHE:O	1:N:650:ILE:HG12	2.12	0.49
1:P:209:VAL:HG23	1:P:324:LEU:HB2	1.94	0.49
1:P:431:PRO:HD2	1:P:495:ASN:O	2.12	0.49
1:Q:198:ASN:O	1:Q:202:THR:HB	2.11	0.49
1:Q:209:VAL:HG23	1:Q:324:LEU:HB2	1.94	0.49
1:Q:437:VAL:CG1	1:Q:439:THR:CG2	2.89	0.49
1:R:162:VAL:CG1	1:R:164:SER:OG	2.60	0.49
1:R:218:ARG:CG	1:R:265:VAL:HG22	2.42	0.49
1:S:465:SER:HA	1:S:532:TYR:CE1	2.47	0.49
1:T:439:THR:O	1:T:440:SER:OG	2.26	0.49
1:A:436:ALA:HB1	1:A:461:THR:HA	1.93	0.49
1:B:162:VAL:CG1	1:B:164:SER:OG	2.60	0.49
1:B:271:LEU:HD22	1:R:324:LEU:HD22	1.92	0.49
1:B:271:LEU:CD2	1:R:324:LEU:HD21	2.42	0.49
1:B:275:LEU:HG	1:R:275:LEU:CD1	2.26	0.49
1:B:431:PRO:HD2	1:B:495:ASN:O	2.12	0.49
1:C:385:THR:O	1:C:387:ARG:N	2.41	0.49
1:C:424:THR:CG2	1:C:425:ILE:N	2.76	0.49
1:C:577:ILE:C	1:C:578:ARG:HG3	2.33	0.49
1:C:602:PRO:CG	1:C:605:SER:CB	2.73	0.49
1:D:191:GLN:HE21	1:D:197:LEU:CD2	2.26	0.49
1:D:402:LYS:HD2	1:D:511:PHE:CE2	2.47	0.49
1:D:441:ASN:C	1:D:443:THR:H	2.15	0.49
1:G:465:SER:HA	1:G:532:TYR:CE1	2.47	0.49
1:G:577:ILE:O	1:G:578:ARG:CG	2.57	0.49
1:H:577:ILE:C	1:H:578:ARG:HG3	2.33	0.49
1:I:549:ARG:HD3	1:I:553:LEU:HD13	1.93	0.49
1:I:633:VAL:HG12	1:I:635:ASN:H	1.77	0.49
1:K:608:VAL:O	1:K:609:TYR:HD1	1.94	0.49
1:L:191:GLN:HE21	1:L:197:LEU:CD2	2.26	0.49
1:O:166:TRP:HA	1:O:169:PHE:HE2	1.78	0.49
1:O:218:ARG:CG	1:O:265:VAL:HG22	2.42	0.49
1:O:439:THR:HG23	1:O:457:ILE:HG12	1.94	0.49
1:P:218:ARG:CG	1:P:265:VAL:HG22	2.42	0.49
1:P:352:ASN:HD22	1:P:586:GLN:N	2.05	0.49
1:P:385:THR:O	1:P:387:ARG:N	2.41	0.49

Continued on next page...

Continued from previous page...

Atom-1	Atom-2	Interatomic distance (Å)	Clash overlap (Å)
1:P:606:PHE:O	1:P:650:ILE:HG12	2.12	0.49
1:Q:439:THR:OG1	1:Q:457:ILE:N	2.41	0.49
1:Q:480:LYS:HE3	1:R:575:TYR:CG	2.46	0.49
1:Q:577:ILE:C	1:Q:578:ARG:HG3	2.33	0.49
1:R:465:SER:HA	1:R:532:TYR:CE1	2.47	0.49
1:S:451:TYR:H	1:S:458:VAL:CB	2.16	0.49
1:T:293:ASN:O	1:T:294:ASP:O	2.30	0.49
1:T:431:PRO:HD2	1:T:495:ASN:O	2.12	0.49
1:A:162:VAL:CG1	1:A:164:SER:OG	2.60	0.49
1:A:532:TYR:HE2	1:A:535:ILE:CD1	2.24	0.49
1:B:259:ARG:NH1	1:Q:259:ARG:HA	2.16	0.49
1:B:602:PRO:CG	1:B:605:SER:CB	2.73	0.49
1:C:162:VAL:CG1	1:C:164:SER:OG	2.60	0.49
1:C:293:ASN:O	1:C:294:ASP:O	2.30	0.49
1:C:578:ARG:C	1:C:579:SER:OG	2.49	0.49
1:D:578:ARG:C	1:D:579:SER:OG	2.49	0.49
1:F:201:LEU:HD22	1:F:320:PHE:CE2	2.43	0.49
1:G:402:LYS:HD2	1:G:511:PHE:CE2	2.47	0.49
1:I:577:ILE:C	1:I:578:ARG:HG3	2.33	0.49
1:J:431:PRO:HD2	1:J:495:ASN:O	2.12	0.49
1:J:578:ARG:C	1:J:579:SER:OG	2.49	0.49
1:L:393:VAL:HG13	1:L:407:ILE:O	2.12	0.49
1:N:209:VAL:HG23	1:N:324:LEU:HB2	1.94	0.49
1:N:218:ARG:CG	1:N:265:VAL:HG22	2.42	0.49
1:O:203:HIS:O	1:O:206:LYS:HB2	2.13	0.49
1:O:569:ASN:C	1:O:570:THR:CG2	2.80	0.49
1:P:162:VAL:CG1	1:P:164:SER:OG	2.60	0.49
1:Q:293:ASN:O	1:Q:294:ASP:O	2.30	0.49
1:Q:488:THR:OG1	1:Q:489:THR:N	2.44	0.49
1:Q:608:VAL:O	1:Q:609:TYR:HD1	1.94	0.49
1:R:358:ILE:HG22	1:R:360:ASP:H	1.77	0.49
1:R:569:ASN:C	1:R:570:THR:CG2	2.80	0.49
1:R:606:PHE:O	1:R:650:ILE:HG12	2.12	0.49
1:S:162:VAL:CG1	1:S:164:SER:OG	2.60	0.49
1:S:183:THR:O	1:S:291:ILE:HD11	2.12	0.49
1:S:402:LYS:HD2	1:S:511:PHE:CE2	2.47	0.49
1:T:187:ILE:HG22	1:T:188:LEU:N	2.26	0.49
1:T:465:SER:HA	1:T:532:TYR:CE1	2.48	0.49
1:T:471:ALA:HB2	1:T:527:LEU:CB	2.38	0.49
1:T:526:THR:HG22	1:T:527:LEU:H	1.78	0.49
1:A:431:PRO:HD2	1:A:495:ASN:O	2.12	0.49

Continued on next page...

Continued from previous page...

Atom-1	Atom-2	Interatomic distance (Å)	Clash overlap (Å)
1:B:183:THR:O	1:B:291:ILE:HD11	2.12	0.49
1:B:424:THR:CG2	1:B:425:ILE:N	2.76	0.49
1:B:590:THR:O	1:B:591:SER:C	2.51	0.49
1:C:196:LEU:HA	1:C:202:THR:OG1	2.12	0.49
1:C:439:THR:CG2	1:C:457:ILE:CG1	2.91	0.49
1:C:633:VAL:HG12	1:C:635:ASN:H	1.77	0.49
1:D:183:THR:O	1:D:291:ILE:HD11	2.12	0.49
1:D:209:VAL:HG23	1:D:324:LEU:HB2	1.94	0.49
1:D:358:ILE:HG22	1:D:360:ASP:H	1.77	0.49
1:D:397:GLN:CB	1:D:520:VAL:O	2.59	0.49
1:D:431:PRO:HD2	1:D:495:ASN:O	2.12	0.49
1:D:577:ILE:C	1:D:578:ARG:HG3	2.33	0.49
1:E:276:TYR:CE1	1:J:273:SER:O	2.61	0.49
1:F:424:THR:HG1	1:F:489:THR:HG23	1.73	0.49
1:G:171:SER:O	1:G:314:THR:N	2.43	0.49
1:G:393:VAL:CG1	1:G:394:THR:N	2.75	0.49
1:H:569:ASN:C	1:H:570:THR:CG2	2.80	0.49
1:H:590:THR:O	1:H:591:SER:C	2.51	0.49
1:M:183:THR:O	1:M:291:ILE:HD11	2.12	0.49
1:M:532:TYR:HE2	1:M:535:ILE:CD1	2.24	0.49
1:N:218:ARG:HB2	1:N:265:VAL:CG2	2.34	0.49
1:N:471:ALA:HB2	1:N:527:LEU:CB	2.39	0.49
1:O:191:GLN:HE21	1:O:197:LEU:CD2	2.26	0.49
1:O:488:THR:OG1	1:O:489:THR:N	2.44	0.49
1:P:183:THR:O	1:P:291:ILE:HD11	2.12	0.49
1:P:346:SER:HB2	1:P:643:LEU:CB	2.42	0.49
1:P:374:PHE:CZ	1:P:386:PRO:HD3	2.48	0.49
1:P:577:ILE:C	1:P:578:ARG:HG3	2.33	0.49
1:Q:465:SER:HA	1:Q:532:TYR:CE1	2.47	0.49
1:R:191:GLN:HE21	1:R:197:LEU:CD2	2.26	0.49
1:R:209:VAL:HG23	1:R:324:LEU:HB2	1.94	0.49
1:R:439:THR:HG23	1:R:457:ILE:HG12	1.94	0.49
1:R:488:THR:OG1	1:R:489:THR:N	2.44	0.49
1:S:569:ASN:C	1:S:570:THR:CG2	2.80	0.49
1:T:358:ILE:HG22	1:T:360:ASP:H	1.77	0.49
1:T:569:ASN:C	1:T:570:THR:CG2	2.80	0.49
1:A:324:LEU:HD21	1:L:271:LEU:CD2	2.42	0.49
1:A:441:ASN:C	1:A:443:THR:H	2.15	0.49
1:A:532:TYR:CE2	1:A:535:ILE:HD12	2.43	0.49
1:A:577:ILE:C	1:A:578:ARG:HG3	2.33	0.49
1:A:606:PHE:O	1:A:650:ILE:HG12	2.12	0.49

Continued on next page...

Continued from previous page...

Atom-1	Atom-2	Interatomic distance (Å)	Clash overlap (Å)
1:B:332:LEU:CD2	1:B:334:HIS:H	2.26	0.49
1:B:346:SER:HB2	1:B:643:LEU:CB	2.42	0.49
1:C:183:THR:O	1:C:291:ILE:HD11	2.12	0.49
1:F:569:ASN:C	1:F:570:THR:CG2	2.80	0.49
1:H:431:PRO:HD2	1:H:495:ASN:O	2.12	0.49
1:H:465:SER:HA	1:H:532:TYR:CE1	2.48	0.49
1:H:555:GLU:C	1:H:556:THR:CG2	2.74	0.49
1:I:431:PRO:HD2	1:I:495:ASN:O	2.12	0.49
1:I:439:THR:CG2	1:I:457:ILE:CG1	2.91	0.49
1:I:555:GLU:C	1:I:556:THR:CG2	2.74	0.49
1:J:441:ASN:C	1:J:443:THR:H	2.15	0.49
1:J:569:ASN:C	1:J:570:THR:CG2	2.80	0.49
1:K:274:THR:C	1:N:275:LEU:CD1	2.66	0.49
1:K:293:ASN:O	1:K:294:ASP:O	2.30	0.49
1:K:605:SER:CB	1:K:650:ILE:HG23	2.27	0.49
1:L:209:VAL:HG23	1:L:324:LEU:HB2	1.94	0.49
1:L:218:ARG:CG	1:L:265:VAL:HG22	2.42	0.49
1:M:590:THR:O	1:M:591:SER:C	2.51	0.49
1:N:203:HIS:O	1:N:206:LYS:HB2	2.13	0.49
1:N:393:VAL:CG1	1:N:394:THR:N	2.75	0.49
1:N:393:VAL:HG13	1:N:407:ILE:O	2.12	0.49
1:N:577:ILE:O	1:N:578:ARG:CG	2.57	0.49
1:N:577:ILE:C	1:N:578:ARG:HG3	2.33	0.49
1:O:439:THR:O	1:O:440:SER:OG	2.26	0.49
1:P:465:SER:HA	1:P:532:TYR:CE1	2.48	0.49
1:P:577:ILE:O	1:P:578:ARG:CG	2.57	0.49
1:Q:346:SER:HB2	1:Q:643:LEU:CB	2.42	0.49
1:R:605:SER:CB	1:R:650:ILE:HG23	2.27	0.49
1:S:196:LEU:HA	1:S:202:THR:OG1	2.12	0.49
1:S:439:THR:OG1	1:S:457:ILE:N	2.41	0.49
1:T:424:THR:CG2	1:T:425:ILE:N	2.76	0.49
1:B:201:LEU:HD22	1:B:320:PHE:CE2	2.43	0.49
1:B:385:THR:O	1:B:387:ARG:N	2.41	0.49
1:B:532:TYR:HE2	1:B:535:ILE:CD1	2.24	0.49
1:C:526:THR:HG22	1:C:527:LEU:H	1.78	0.49
1:C:532:TYR:CE2	1:C:535:ILE:HD12	2.43	0.49
1:D:203:HIS:O	1:D:206:LYS:HB2	2.13	0.49
1:D:465:SER:HA	1:D:532:TYR:CE1	2.47	0.49
1:E:203:HIS:O	1:E:206:LYS:HB2	2.13	0.49
1:E:393:VAL:HG12	1:E:394:THR:N	2.27	0.49
1:E:424:THR:CG2	1:E:425:ILE:N	2.76	0.49

Continued on next page...

Continued from previous page...

Atom-1	Atom-2	Interatomic distance (Å)	Clash overlap (Å)
1:F:325:LEU:CD2	1:N:165:GLU:CB	2.82	0.49
1:F:526:THR:HG22	1:F:527:LEU:H	1.78	0.49
1:F:608:VAL:O	1:F:609:TYR:HD1	1.94	0.49
1:H:526:THR:HG22	1:H:527:LEU:H	1.78	0.49
1:I:203:HIS:O	1:I:206:LYS:HB2	2.13	0.49
1:I:209:VAL:HG23	1:I:324:LEU:HB2	1.94	0.49
1:I:437:VAL:O	1:I:438:THR:HB	2.13	0.49
1:I:474:ARG:CA	1:I:525:VAL:HG23	2.41	0.49
1:J:183:THR:O	1:J:291:ILE:HD11	2.12	0.49
1:J:374:PHE:CZ	1:J:386:PRO:HD3	2.48	0.49
1:L:424:THR:CG2	1:L:425:ILE:N	2.76	0.49
1:M:374:PHE:CZ	1:M:386:PRO:HD3	2.48	0.49
1:M:431:PRO:HD2	1:M:495:ASN:O	2.12	0.49
1:O:465:SER:HA	1:O:532:TYR:CE1	2.48	0.49
1:O:606:PHE:O	1:O:650:ILE:HG12	2.12	0.49
1:Q:183:THR:O	1:Q:291:ILE:HD11	2.12	0.49
1:Q:424:THR:CG2	1:Q:425:ILE:N	2.76	0.49
1:Q:504:ASN:CB	1:Q:505:PRO:CD	2.83	0.49
1:Q:526:THR:HG22	1:Q:527:LEU:H	1.78	0.49
1:S:203:HIS:O	1:S:206:LYS:HB2	2.13	0.49
1:T:218:ARG:CG	1:T:265:VAL:HG22	2.42	0.49
1:T:393:VAL:HG13	1:T:407:ILE:O	2.12	0.49
1:T:437:VAL:O	1:T:438:THR:HB	2.13	0.49
1:A:358:ILE:HG22	1:A:360:ASP:H	1.77	0.49
1:A:374:PHE:CZ	1:A:386:PRO:HD3	2.48	0.49
1:B:526:THR:HG22	1:B:527:LEU:H	1.78	0.49
1:C:209:VAL:HG23	1:C:324:LEU:HB2	1.94	0.49
1:D:162:VAL:CG1	1:D:164:SER:OG	2.60	0.49
1:E:374:PHE:CZ	1:E:386:PRO:HD3	2.48	0.49
1:E:441:ASN:C	1:E:443:THR:H	2.15	0.49
1:F:187:ILE:HG22	1:F:188:LEU:N	2.26	0.49
1:F:358:ILE:HG22	1:F:360:ASP:H	1.77	0.49
1:F:374:PHE:CZ	1:F:386:PRO:HD3	2.48	0.49
1:F:441:ASN:C	1:F:443:THR:H	2.15	0.49
1:G:441:ASN:C	1:G:443:THR:H	2.15	0.49
1:I:218:ARG:CG	1:I:265:VAL:HG22	2.42	0.49
1:I:393:VAL:CG1	1:I:394:THR:N	2.75	0.49
1:I:439:THR:HG23	1:I:457:ILE:HG12	1.94	0.49
1:J:450:GLU:O	1:J:451:TYR:CB	2.57	0.49
1:K:235:VAL:O	1:N:327:PRO:HG3	2.13	0.49
1:K:577:ILE:C	1:K:578:ARG:HG3	2.33	0.49

Continued on next page...

Continued from previous page...

Atom-1	Atom-2	Interatomic distance (Å)	Clash overlap (Å)
1:L:402:LYS:HD2	1:L:511:PHE:CE2	2.47	0.49
1:L:633:VAL:HG12	1:L:635:ASN:H	1.77	0.49
1:N:293:ASN:O	1:N:294:ASP:O	2.30	0.49
1:N:431:PRO:HD2	1:N:495:ASN:O	2.12	0.49
1:N:465:SER:HA	1:N:532:TYR:CE1	2.47	0.49
1:O:293:ASN:O	1:O:294:ASP:O	2.30	0.49
1:O:424:THR:CG2	1:O:425:ILE:N	2.76	0.49
1:Q:203:HIS:O	1:Q:206:LYS:HB2	2.13	0.49
1:Q:569:ASN:C	1:Q:570:THR:CG2	2.80	0.49
1:Q:590:THR:O	1:Q:591:SER:C	2.51	0.49
1:R:166:TRP:HA	1:R:169:PHE:HE2	1.78	0.49
1:R:374:PHE:CZ	1:R:386:PRO:HD3	2.48	0.49
1:R:424:THR:CG2	1:R:425:ILE:N	2.76	0.49
1:S:374:PHE:CZ	1:S:386:PRO:HD3	2.48	0.49
1:S:526:THR:HG22	1:S:527:LEU:H	1.78	0.49
1:T:183:THR:O	1:T:291:ILE:HD11	2.12	0.49
1:A:218:ARG:CG	1:A:265:VAL:HG22	2.42	0.48
1:A:327:PRO:HG3	1:L:235:VAL:O	2.14	0.48
1:A:569:ASN:C	1:A:570:THR:CG2	2.80	0.48
1:B:393:VAL:HG12	1:B:394:THR:N	2.27	0.48
1:D:424:THR:CG2	1:D:425:ILE:N	2.76	0.48
1:E:327:PRO:HG2	1:J:237:PRO:CD	2.31	0.48
1:E:577:ILE:C	1:E:578:ARG:HG3	2.33	0.48
1:E:606:PHE:O	1:E:650:ILE:HG12	2.12	0.48
1:F:191:GLN:HE21	1:F:197:LEU:CD2	2.26	0.48
1:F:424:THR:CG2	1:F:425:ILE:N	2.76	0.48
1:G:162:VAL:CG1	1:G:164:SER:OG	2.60	0.48
1:G:209:VAL:HG23	1:G:324:LEU:HB2	1.94	0.48
1:G:218:ARG:CG	1:G:265:VAL:HG22	2.42	0.48
1:G:618:TRP:CE2	1:G:660:ASN:HB2	2.48	0.48
1:I:441:ASN:C	1:I:443:THR:H	2.15	0.48
1:I:504:ASN:CB	1:I:505:PRO:CD	2.83	0.48
1:J:346:SER:HB2	1:J:643:LEU:CB	2.42	0.48
1:K:209:VAL:HG23	1:K:324:LEU:HB2	1.94	0.48
1:K:358:ILE:HG22	1:K:360:ASP:H	1.77	0.48
1:K:437:VAL:O	1:K:438:THR:HB	2.13	0.48
1:K:441:ASN:C	1:K:443:THR:H	2.15	0.48
1:L:358:ILE:HG22	1:L:360:ASP:H	1.77	0.48
1:M:471:ALA:HB2	1:M:527:LEU:CB	2.39	0.48
1:M:578:ARG:C	1:M:579:SER:OG	2.49	0.48
1:N:259:ARG:HA	1:R:259:ARG:NH1	2.16	0.48

Continued on next page...

Continued from previous page...

Atom-1	Atom-2	Interatomic distance (Å)	Clash overlap (Å)
1:Q:332:LEU:CD2	1:Q:334:HIS:H	2.26	0.48
1:R:431:PRO:HD2	1:R:495:ASN:O	2.12	0.48
1:S:218:ARG:CG	1:S:265:VAL:HG22	2.42	0.48
1:S:424:THR:CG2	1:S:425:ILE:N	2.76	0.48
1:S:578:ARG:C	1:S:579:SER:OG	2.49	0.48
1:A:402:LYS:HD3	1:A:511:PHE:CE2	2.34	0.48
1:A:471:ALA:HB2	1:A:527:LEU:CB	2.39	0.48
1:B:218:ARG:CG	1:B:265:VAL:HG22	2.42	0.48
1:B:324:LEU:HD22	1:F:271:LEU:HD22	1.92	0.48
1:B:402:LYS:HD2	1:B:511:PHE:CE2	2.47	0.48
1:B:606:PHE:O	1:B:650:ILE:HG12	2.12	0.48
1:C:191:GLN:HE21	1:C:197:LEU:CD2	2.26	0.48
1:C:374:PHE:CZ	1:C:386:PRO:HD3	2.48	0.48
1:C:393:VAL:HG12	1:C:394:THR:N	2.27	0.48
1:C:441:ASN:C	1:C:443:THR:H	2.15	0.48
1:E:327:PRO:HG3	1:J:235:VAL:O	2.13	0.48
1:F:220:SER:OG	1:K:230:LYS:NZ	2.39	0.48
1:F:324:LEU:HD21	1:R:271:LEU:CD2	2.41	0.48
1:F:402:LYS:HD2	1:F:511:PHE:CE2	2.47	0.48
1:G:191:GLN:HE21	1:G:197:LEU:CD2	2.26	0.48
1:G:332:LEU:CD2	1:G:334:HIS:H	2.26	0.48
1:G:358:ILE:HG22	1:G:360:ASP:H	1.77	0.48
1:G:374:PHE:CZ	1:G:386:PRO:HD3	2.48	0.48
1:G:526:THR:HG22	1:G:527:LEU:H	1.78	0.48
1:H:424:THR:CG2	1:H:425:ILE:N	2.76	0.48
1:I:187:ILE:HG22	1:I:188:LEU:N	2.26	0.48
1:I:618:TRP:CE2	1:I:660:ASN:HB2	2.48	0.48
1:J:187:ILE:HG22	1:J:188:LEU:N	2.26	0.48
1:J:352:ASN:HD22	1:J:586:GLN:N	2.05	0.48
1:K:201:LEU:HD22	1:K:320:PHE:CE2	2.43	0.48
1:K:332:LEU:CD2	1:K:334:HIS:H	2.26	0.48
1:K:374:PHE:CZ	1:K:386:PRO:HD3	2.48	0.48
1:K:393:VAL:HG12	1:K:394:THR:N	2.27	0.48
1:K:436:ALA:HB1	1:K:461:THR:HA	1.93	0.48
1:K:526:THR:HG22	1:K:527:LEU:H	1.78	0.48
1:L:526:THR:HG22	1:L:527:LEU:H	1.78	0.48
1:L:577:ILE:C	1:L:578:ARG:HG3	2.33	0.48
1:L:618:TRP:CE2	1:L:660:ASN:HB2	2.48	0.48
1:M:424:THR:CG2	1:M:425:ILE:N	2.76	0.48
1:N:416:ILE:CG1	1:N:503:ILE:CD1	2.88	0.48
1:O:346:SER:HB2	1:O:643:LEU:CB	2.42	0.48

Continued on next page...

Continued from previous page...

Atom-1	Atom-2	Interatomic distance (Å)	Clash overlap (Å)
1:O:437:VAL:O	1:O:438:THR:HB	2.13	0.48
1:O:526:THR:HG22	1:O:527:LEU:H	1.78	0.48
1:O:618:TRP:CE2	1:O:660:ASN:HB2	2.48	0.48
1:P:203:HIS:O	1:P:206:LYS:HB2	2.13	0.48
1:P:471:ALA:HB2	1:P:527:LEU:CB	2.39	0.48
1:Q:162:VAL:CG1	1:Q:164:SER:OG	2.60	0.48
1:R:393:VAL:HG12	1:R:394:THR:N	2.27	0.48
1:R:532:TYR:HE2	1:R:535:ILE:CD1	2.24	0.48
1:S:590:THR:O	1:S:591:SER:C	2.51	0.48
1:T:332:LEU:CD2	1:T:334:HIS:H	2.26	0.48
1:A:324:LEU:HD22	1:L:271:LEU:HD22	1.92	0.48
1:B:203:HIS:O	1:B:206:LYS:HB2	2.13	0.48
1:B:276:TYR:CE1	1:F:273:SER:O	2.61	0.48
1:B:569:ASN:C	1:B:570:THR:CG2	2.80	0.48
1:D:218:ARG:CG	1:D:265:VAL:HG22	2.42	0.48
1:D:526:THR:HG22	1:D:527:LEU:H	1.78	0.48
1:E:504:ASN:C	1:E:506:THR:H	2.17	0.48
1:E:590:THR:O	1:E:591:SER:C	2.51	0.48
1:F:203:HIS:O	1:F:206:LYS:HB2	2.13	0.48
1:F:465:SER:HA	1:F:532:TYR:CE1	2.47	0.48
1:F:618:TRP:CE2	1:F:660:ASN:HB2	2.48	0.48
1:G:346:SER:HB2	1:G:643:LEU:CB	2.42	0.48
1:G:393:VAL:HG13	1:G:407:ILE:O	2.12	0.48
1:G:439:THR:OG1	1:G:457:ILE:N	2.41	0.48
1:G:577:ILE:C	1:G:578:ARG:HG3	2.33	0.48
1:H:393:VAL:HG12	1:H:394:THR:N	2.27	0.48
1:I:183:THR:O	1:I:291:ILE:HD11	2.12	0.48
1:I:332:LEU:CD2	1:I:334:HIS:H	2.26	0.48
1:J:465:SER:HA	1:J:532:TYR:CE1	2.48	0.48
1:L:393:VAL:HG12	1:L:394:THR:N	2.27	0.48
1:L:590:THR:O	1:L:591:SER:C	2.51	0.48
1:M:271:LEU:CD2	1:Q:324:LEU:HD21	2.42	0.48
1:M:465:SER:HA	1:M:532:TYR:CE1	2.47	0.48
1:M:526:THR:HG22	1:M:527:LEU:H	1.78	0.48
1:N:439:THR:HG1	1:N:457:ILE:H	1.59	0.48
1:O:209:VAL:HG23	1:O:324:LEU:HB2	1.94	0.48
1:Q:618:TRP:CE2	1:Q:660:ASN:HB2	2.48	0.48
1:R:203:HIS:O	1:R:206:LYS:HB2	2.13	0.48
1:R:397:GLN:HA	1:R:403:LEU:HD21	1.96	0.48
1:R:577:ILE:C	1:R:578:ARG:HG3	2.33	0.48
1:R:618:TRP:CE2	1:R:660:ASN:HB2	2.48	0.48

Continued on next page...

Continued from previous page...

Atom-1	Atom-2	Interatomic distance (Å)	Clash overlap (Å)
1:S:201:LEU:HD22	1:S:320:PHE:CE2	2.43	0.48
1:S:424:THR:HG1	1:S:489:THR:HG23	1.77	0.48
1:T:577:ILE:O	1:T:578:ARG:CG	2.57	0.48
1:A:437:VAL:O	1:A:438:THR:HB	2.13	0.48
1:B:166:TRP:HA	1:B:169:PHE:HE2	1.78	0.48
1:B:234:ILE:CD1	1:B:288:VAL:HB	2.44	0.48
1:B:235:VAL:O	1:R:327:PRO:HG3	2.13	0.48
1:E:234:ILE:CD1	1:E:288:VAL:HB	2.44	0.48
1:E:526:THR:HG22	1:E:527:LEU:H	1.78	0.48
1:E:549:ARG:HD3	1:E:553:LEU:HD13	1.93	0.48
1:F:437:VAL:O	1:F:438:THR:HB	2.13	0.48
1:F:532:TYR:HE2	1:F:535:ILE:CD1	2.24	0.48
1:G:166:TRP:HA	1:G:169:PHE:HE2	1.78	0.48
1:H:504:ASN:C	1:H:506:THR:H	2.17	0.48
1:I:602:PRO:CG	1:I:605:SER:CB	2.73	0.48
1:J:618:TRP:CE2	1:J:660:ASN:HB2	2.48	0.48
1:K:271:LEU:HB3	1:N:324:LEU:HD13	1.88	0.48
1:K:504:ASN:C	1:K:506:THR:H	2.17	0.48
1:L:171:SER:O	1:L:314:THR:N	2.43	0.48
1:L:374:PHE:CZ	1:L:386:PRO:HD3	2.48	0.48
1:N:201:LEU:HD22	1:N:320:PHE:CE2	2.43	0.48
1:O:590:THR:O	1:O:591:SER:C	2.51	0.48
1:P:397:GLN:HA	1:P:403:LEU:HD21	1.96	0.48
1:P:424:THR:CG2	1:P:425:ILE:N	2.76	0.48
1:P:590:THR:O	1:P:591:SER:C	2.51	0.48
1:Q:218:ARG:CG	1:Q:265:VAL:HG22	2.42	0.48
1:Q:374:PHE:CZ	1:Q:386:PRO:HD3	2.48	0.48
1:S:234:ILE:CD1	1:S:288:VAL:HB	2.44	0.48
1:S:346:SER:HB2	1:S:643:LEU:CB	2.42	0.48
1:S:385:THR:O	1:S:387:ARG:N	2.41	0.48
1:S:437:VAL:O	1:S:438:THR:HB	2.13	0.48
1:T:504:ASN:C	1:T:506:THR:H	2.17	0.48
1:A:209:VAL:HG23	1:A:324:LEU:HB2	1.94	0.48
1:A:235:VAL:O	1:D:327:PRO:HG3	2.13	0.48
1:A:448:PRO:C	1:A:449:ARG:HG3	2.34	0.48
1:B:324:LEU:HD21	1:F:271:LEU:CD2	2.42	0.48
1:C:166:TRP:HA	1:C:169:PHE:HE2	1.78	0.48
1:C:402:LYS:HD2	1:C:511:PHE:CE2	2.47	0.48
1:C:590:THR:O	1:C:591:SER:C	2.51	0.48
1:D:504:ASN:C	1:D:506:THR:H	2.17	0.48
1:D:577:ILE:O	1:D:578:ARG:CG	2.57	0.48

Continued on next page...

Continued from previous page...

Atom-1	Atom-2	Interatomic distance (Å)	Clash overlap (Å)
1:E:218:ARG:CG	1:E:265:VAL:HG22	2.42	0.48
1:E:397:GLN:HA	1:E:403:LEU:HD21	1.96	0.48
1:E:618:TRP:CE2	1:E:660:ASN:HB2	2.48	0.48
1:F:234:ILE:CD1	1:F:288:VAL:HB	2.44	0.48
1:F:327:PRO:HG3	1:R:235:VAL:O	2.13	0.48
1:F:393:VAL:HG12	1:F:394:THR:N	2.27	0.48
1:G:424:THR:CG2	1:G:425:ILE:N	2.76	0.48
1:H:234:ILE:CD1	1:H:288:VAL:HB	2.44	0.48
1:H:374:PHE:CZ	1:H:386:PRO:HD3	2.48	0.48
1:I:346:SER:HB2	1:I:643:LEU:CB	2.42	0.48
1:I:526:THR:HG22	1:I:527:LEU:H	1.78	0.48
1:J:218:ARG:CG	1:J:265:VAL:HG22	2.43	0.48
1:J:504:ASN:C	1:J:506:THR:H	2.17	0.48
1:J:590:THR:O	1:J:591:SER:C	2.51	0.48
1:K:606:PHE:O	1:K:650:ILE:HG12	2.12	0.48
1:L:437:VAL:O	1:L:438:THR:HB	2.13	0.48
1:M:203:HIS:O	1:M:206:LYS:HB2	2.13	0.48
1:M:393:VAL:HG12	1:M:394:THR:N	2.27	0.48
1:M:441:ASN:C	1:M:443:THR:H	2.15	0.48
1:M:504:ASN:CB	1:M:505:PRO:CD	2.83	0.48
1:O:393:VAL:HG12	1:O:394:THR:N	2.27	0.48
1:Q:191:GLN:HE21	1:Q:197:LEU:CD2	2.26	0.48
1:Q:397:GLN:CB	1:Q:520:VAL:O	2.59	0.48
1:Q:504:ASN:C	1:Q:506:THR:H	2.17	0.48
1:S:327:PRO:HG3	1:T:235:VAL:O	2.14	0.48
1:S:504:ASN:C	1:S:506:THR:H	2.17	0.48
1:T:204:LEU:C	1:T:204:LEU:HD23	2.34	0.48
1:T:374:PHE:CZ	1:T:386:PRO:HD3	2.48	0.48
1:A:439:THR:O	1:A:440:SER:OG	2.26	0.48
1:B:374:PHE:CZ	1:B:386:PRO:HD3	2.48	0.48
1:B:437:VAL:O	1:B:438:THR:HB	2.13	0.48
1:C:234:ILE:CD1	1:C:288:VAL:HB	2.44	0.48
1:C:437:VAL:O	1:C:438:THR:HB	2.13	0.48
1:C:506:THR:O	1:C:507:LYS:HD2	2.14	0.48
1:D:251:TYR:HB2	1:L:328:PRO:O	2.14	0.48
1:E:201:LEU:HD22	1:E:320:PHE:CE2	2.43	0.48
1:E:222:SER:N	1:L:230:LYS:HE2	2.29	0.48
1:E:465:SER:HA	1:E:532:TYR:CE1	2.48	0.48
1:E:569:ASN:C	1:E:570:THR:CG2	2.80	0.48
1:H:437:VAL:O	1:H:438:THR:HB	2.13	0.48
1:I:191:GLN:HE21	1:I:197:LEU:CD2	2.26	0.48

Continued on next page...

Continued from previous page...

Atom-1	Atom-2	Interatomic distance (Å)	Clash overlap (Å)
1:I:506:THR:O	1:I:507:LYS:HD2	2.14	0.48
1:K:246:THR:O	1:K:248:MET:N	2.47	0.48
1:K:397:GLN:HA	1:K:403:LEU:HD21	1.96	0.48
1:K:569:ASN:C	1:K:570:THR:CG2	2.80	0.48
1:M:218:ARG:CG	1:M:265:VAL:HG22	2.42	0.48
1:M:246:THR:O	1:M:248:MET:N	2.47	0.48
1:M:618:TRP:CE2	1:M:660:ASN:HB2	2.49	0.48
1:N:246:THR:O	1:N:248:MET:N	2.47	0.48
1:N:607:ALA:HA	1:N:649:GLY:O	2.14	0.48
1:O:441:ASN:C	1:O:443:THR:H	2.15	0.48
1:P:506:THR:O	1:P:507:LYS:HD2	2.14	0.48
1:P:569:ASN:C	1:P:570:THR:CG2	2.80	0.48
1:Q:393:VAL:HG12	1:Q:394:THR:N	2.27	0.48
1:Q:448:PRO:C	1:Q:449:ARG:HG3	2.34	0.48
1:R:346:SER:HB2	1:R:643:LEU:CB	2.42	0.48
1:R:437:VAL:O	1:R:438:THR:HB	2.13	0.48
1:S:191:GLN:HE21	1:S:197:LEU:CD2	2.26	0.48
1:S:618:TRP:CE2	1:S:660:ASN:HB2	2.48	0.48
1:A:204:LEU:C	1:A:204:LEU:HD23	2.34	0.48
1:A:451:TYR:HB3	1:A:457:ILE:HA	1.96	0.48
1:A:590:THR:O	1:A:591:SER:C	2.51	0.48
1:B:191:GLN:HE21	1:B:197:LEU:CD2	2.26	0.48
1:B:647:TYR:CD1	1:B:647:TYR:N	2.78	0.48
1:C:352:ASN:HD22	1:C:586:GLN:N	2.05	0.48
1:C:532:TYR:HE2	1:C:535:ILE:CD1	2.24	0.48
1:C:577:ILE:O	1:C:578:ARG:CG	2.57	0.48
1:D:204:LEU:HD23	1:D:204:LEU:C	2.34	0.48
1:D:298:PRO:HB2	1:D:299:TYR:CE1	2.49	0.48
1:D:374:PHE:CZ	1:D:386:PRO:HD3	2.48	0.48
1:D:402:LYS:HD3	1:D:511:PHE:CE2	2.34	0.48
1:E:230:LYS:NZ	1:O:220:SER:OG	2.39	0.48
1:F:504:ASN:C	1:F:506:THR:H	2.17	0.48
1:F:506:THR:O	1:F:507:LYS:HD2	2.14	0.48
1:G:393:VAL:HG12	1:G:394:THR:N	2.27	0.48
1:H:171:SER:O	1:H:314:THR:N	2.43	0.48
1:H:222:SER:N	1:O:230:LYS:HE2	2.29	0.48
1:H:618:TRP:CE2	1:H:660:ASN:HB2	2.48	0.48
1:J:222:SER:N	1:P:230:LYS:HE2	2.29	0.48
1:K:203:HIS:O	1:K:206:LYS:HB2	2.13	0.48
1:K:234:ILE:CD1	1:K:288:VAL:HB	2.44	0.48
1:M:251:TYR:HB2	1:Q:328:PRO:O	2.14	0.48

Continued on next page...

Continued from previous page...

Atom-1	Atom-2	Interatomic distance (Å)	Clash overlap (Å)
1:N:374:PHE:CZ	1:N:386:PRO:HD3	2.48	0.48
1:O:246:THR:O	1:O:248:MET:N	2.47	0.48
1:O:439:THR:OG1	1:O:457:ILE:N	2.41	0.48
1:O:506:THR:O	1:O:507:LYS:HD2	2.14	0.48
1:O:532:TYR:HE2	1:O:535:ILE:CD1	2.24	0.48
1:P:222:SER:N	1:Q:230:LYS:HE2	2.29	0.48
1:P:298:PRO:HB2	1:P:299:TYR:CE1	2.49	0.48
1:P:618:TRP:CE2	1:P:660:ASN:HB2	2.48	0.48
1:Q:246:THR:O	1:Q:248:MET:N	2.47	0.48
1:Q:402:LYS:HD2	1:Q:511:PHE:CE2	2.47	0.48
1:Q:506:THR:O	1:Q:507:LYS:HD2	2.14	0.48
1:S:209:VAL:HG23	1:S:324:LEU:HB2	1.94	0.48
1:T:396:SER:O	1:T:403:LEU:CD2	2.62	0.48
1:A:424:THR:CG2	1:A:425:ILE:N	2.76	0.48
1:C:246:THR:O	1:C:248:MET:N	2.47	0.48
1:C:298:PRO:HB2	1:C:299:TYR:CE1	2.49	0.48
1:D:230:LYS:NZ	1:S:220:SER:OG	2.39	0.48
1:D:235:VAL:O	1:L:327:PRO:HG3	2.14	0.48
1:D:437:VAL:CG1	1:D:438:THR:N	2.34	0.48
1:D:590:THR:O	1:D:591:SER:C	2.51	0.48
1:D:607:ALA:HA	1:D:649:GLY:O	2.14	0.48
1:D:609:TYR:CE1	1:D:647:TYR:HB3	2.49	0.48
1:E:166:TRP:HA	1:E:169:PHE:HE2	1.78	0.48
1:E:298:PRO:HB2	1:E:299:TYR:CE1	2.49	0.48
1:E:396:SER:O	1:E:403:LEU:CD2	2.62	0.48
1:G:426:PRO:O	1:G:427:SER:HB3	2.14	0.48
1:H:204:LEU:HD23	1:H:204:LEU:C	2.34	0.48
1:H:396:SER:O	1:H:403:LEU:CD2	2.62	0.48
1:I:426:PRO:O	1:I:427:SER:HB3	2.14	0.48
1:I:451:TYR:H	1:I:458:VAL:CB	2.16	0.48
1:I:504:ASN:C	1:I:506:THR:H	2.17	0.48
1:J:166:TRP:HA	1:J:169:PHE:HE2	1.78	0.48
1:J:424:THR:CG2	1:J:425:ILE:N	2.76	0.48
1:J:426:PRO:O	1:J:427:SER:HB3	2.14	0.48
1:K:396:SER:O	1:K:403:LEU:CD2	2.62	0.48
1:L:504:ASN:C	1:L:506:THR:H	2.17	0.48
1:M:396:SER:O	1:M:403:LEU:CD2	2.62	0.48
1:M:437:VAL:CG1	1:M:439:THR:HA	2.44	0.48
1:N:396:SER:O	1:N:403:LEU:CD2	2.62	0.48
1:O:396:SER:O	1:O:403:LEU:CD2	2.62	0.48
1:P:358:ILE:HG22	1:P:360:ASP:H	1.77	0.48

Continued on next page...

Continued from previous page...

Atom-1	Atom-2	Interatomic distance (Å)	Clash overlap (Å)
1:P:451:TYR:HB3	1:P:457:ILE:HA	1.96	0.48
1:P:504:ASN:CB	1:P:505:PRO:CD	2.83	0.48
1:Q:171:SER:O	1:Q:314:THR:N	2.43	0.48
1:Q:609:TYR:CE1	1:Q:647:TYR:HB3	2.49	0.48
1:R:506:THR:O	1:R:507:LYS:HD2	2.14	0.48
1:S:396:SER:O	1:S:403:LEU:CD2	2.62	0.48
1:S:607:ALA:HA	1:S:649:GLY:O	2.14	0.48
1:T:191:GLN:HE21	1:T:197:LEU:CD2	2.26	0.48
1:T:607:ALA:HA	1:T:649:GLY:O	2.14	0.48
1:A:203:HIS:O	1:A:206:LYS:HB2	2.13	0.48
1:A:230:LYS:HE2	1:B:222:SER:N	2.29	0.48
1:A:328:PRO:O	1:L:251:TYR:HB2	2.14	0.48
1:A:352:ASN:HD22	1:A:586:GLN:N	2.05	0.48
1:A:420:TRP:O	1:A:421:PRO:O	2.32	0.48
1:A:506:THR:O	1:A:507:LYS:HD2	2.14	0.48
1:B:209:VAL:HG23	1:B:324:LEU:HB2	1.94	0.48
1:B:270:ASP:OD2	1:B:272:ARG:NH1	2.47	0.48
1:B:327:PRO:HG3	1:F:235:VAL:O	2.14	0.48
1:B:328:PRO:O	1:F:251:TYR:HB2	2.14	0.48
1:B:397:GLN:HA	1:B:403:LEU:HD21	1.96	0.48
1:C:204:LEU:HD23	1:C:204:LEU:C	2.34	0.48
1:C:222:SER:N	1:S:230:LYS:HE2	2.29	0.48
1:C:504:ASN:C	1:C:506:THR:H	2.17	0.48
1:D:396:SER:O	1:D:403:LEU:CD2	2.62	0.48
1:E:246:THR:O	1:E:248:MET:N	2.47	0.48
1:F:222:SER:N	1:K:230:LYS:HE2	2.29	0.48
1:F:426:PRO:O	1:F:427:SER:HB3	2.14	0.48
1:G:397:GLN:HA	1:G:403:LEU:HD21	1.96	0.48
1:G:506:THR:O	1:G:507:LYS:HD2	2.14	0.48
1:H:201:LEU:HD22	1:H:320:PHE:CE2	2.43	0.48
1:H:230:LYS:HE2	1:T:222:SER:N	2.29	0.48
1:H:397:GLN:HA	1:H:403:LEU:HD21	1.96	0.48
1:I:204:LEU:C	1:I:204:LEU:HD23	2.34	0.48
1:I:374:PHE:CZ	1:I:386:PRO:HD3	2.48	0.48
1:I:451:TYR:HB3	1:I:457:ILE:HA	1.96	0.48
1:J:203:HIS:O	1:J:206:LYS:HB2	2.13	0.48
1:J:204:LEU:HD23	1:J:204:LEU:C	2.34	0.48
1:J:234:ILE:CD1	1:J:288:VAL:HB	2.44	0.48
1:J:298:PRO:HB2	1:J:299:TYR:CE1	2.49	0.48
1:J:396:SER:O	1:J:403:LEU:CD2	2.62	0.48
1:K:218:ARG:CG	1:K:265:VAL:HG22	2.43	0.48

Continued on next page...

Continued from previous page...

Atom-1	Atom-2	Interatomic distance (Å)	Clash overlap (Å)
1:K:270:ASP:OD2	1:K:272:ARG:NH1	2.47	0.48
1:K:590:THR:O	1:K:591:SER:C	2.51	0.48
1:L:203:HIS:O	1:L:206:LYS:HB2	2.13	0.48
1:L:385:THR:O	1:L:387:ARG:N	2.41	0.48
1:L:607:ALA:HA	1:L:649:GLY:O	2.14	0.48
1:M:230:LYS:HE2	1:R:222:SER:N	2.29	0.48
1:M:270:ASP:OD2	1:M:272:ARG:NH1	2.47	0.48
1:M:426:PRO:O	1:M:427:SER:HB3	2.14	0.48
1:N:397:GLN:HA	1:N:403:LEU:HD21	1.96	0.48
1:N:618:TRP:CE2	1:N:660:ASN:HB2	2.48	0.48
1:O:374:PHE:CZ	1:O:386:PRO:HD3	2.48	0.48
1:O:426:PRO:O	1:O:427:SER:HB3	2.14	0.48
1:O:504:ASN:C	1:O:506:THR:H	2.17	0.48
1:O:609:TYR:CE1	1:O:647:TYR:HB3	2.49	0.48
1:P:246:THR:O	1:P:248:MET:N	2.47	0.48
1:P:437:VAL:O	1:P:438:THR:HB	2.13	0.48
1:P:607:ALA:HA	1:P:649:GLY:O	2.14	0.48
1:Q:234:ILE:CD1	1:Q:288:VAL:HB	2.44	0.48
1:R:234:ILE:CD1	1:R:288:VAL:HB	2.44	0.48
1:R:396:SER:O	1:R:403:LEU:CD2	2.62	0.48
1:R:437:VAL:CG1	1:R:439:THR:HA	2.44	0.48
1:R:504:ASN:C	1:R:506:THR:H	2.17	0.48
1:R:526:THR:HG22	1:R:527:LEU:H	1.78	0.48
1:S:393:VAL:HG12	1:S:394:THR:N	2.27	0.48
1:S:397:GLN:HA	1:S:403:LEU:HD21	1.96	0.48
1:T:618:TRP:CE2	1:T:660:ASN:HB2	2.49	0.48
1:A:437:VAL:CG1	1:A:439:THR:HA	2.44	0.48
1:B:251:TYR:HD1	1:R:328:PRO:O	1.55	0.48
1:C:270:ASP:OD2	1:C:272:ARG:NH1	2.47	0.48
1:C:332:LEU:CD2	1:C:334:HIS:H	2.26	0.48
1:C:396:SER:O	1:C:403:LEU:CD2	2.62	0.48
1:C:397:GLN:HA	1:C:403:LEU:HD21	1.96	0.48
1:D:451:TYR:HB3	1:D:457:ILE:HA	1.96	0.48
1:D:618:TRP:CE2	1:D:660:ASN:HB2	2.48	0.48
1:F:280:SER:OG	1:F:334:HIS:CD2	2.42	0.48
1:F:451:TYR:HB3	1:F:457:ILE:HA	1.96	0.48
1:G:204:LEU:HD23	1:G:204:LEU:C	2.34	0.48
1:G:504:ASN:C	1:G:506:THR:H	2.17	0.48
1:H:246:THR:O	1:H:248:MET:N	2.47	0.48
1:H:437:VAL:CG1	1:H:439:THR:HA	2.44	0.48
1:H:488:THR:OG1	1:H:489:THR:N	2.44	0.48

Continued on next page...

Continued from previous page...

Atom-1	Atom-2	Interatomic distance (Å)	Clash overlap (Å)
1:I:298:PRO:HB2	1:I:299:TYR:CE1	2.49	0.48
1:J:602:PRO:CG	1:J:605:SER:CB	2.73	0.48
1:K:448:PRO:C	1:K:449:ARG:HG3	2.34	0.48
1:L:298:PRO:HB2	1:L:299:TYR:CE1	2.49	0.48
1:L:448:PRO:C	1:L:449:ARG:HG3	2.34	0.48
1:M:204:LEU:C	1:M:204:LEU:HD23	2.34	0.48
1:M:346:SER:HB2	1:M:643:LEU:CB	2.42	0.48
1:M:506:THR:O	1:M:507:LYS:HD2	2.14	0.48
1:M:609:TYR:CE1	1:M:647:TYR:HB3	2.49	0.48
1:N:448:PRO:C	1:N:449:ARG:HG3	2.34	0.48
1:O:397:GLN:HA	1:O:403:LEU:HD21	1.96	0.48
1:O:437:VAL:CG1	1:O:439:THR:HA	2.44	0.48
1:P:526:THR:HG22	1:P:527:LEU:H	1.78	0.48
1:P:609:TYR:CE1	1:P:647:TYR:HB3	2.49	0.48
1:Q:204:LEU:HD23	1:Q:204:LEU:C	2.34	0.48
1:Q:426:PRO:O	1:Q:427:SER:HB3	2.14	0.48
1:Q:437:VAL:CG1	1:Q:439:THR:HA	2.44	0.48
1:Q:647:TYR:CD1	1:Q:647:TYR:N	2.78	0.48
1:R:204:LEU:HD23	1:R:204:LEU:C	2.34	0.48
1:R:416:ILE:H	1:R:416:ILE:CD1	2.10	0.48
1:S:416:ILE:H	1:S:416:ILE:CD1	2.10	0.48
1:T:393:VAL:HG12	1:T:394:THR:N	2.27	0.48
1:T:590:THR:O	1:T:591:SER:C	2.51	0.48
1:T:609:TYR:CE1	1:T:647:TYR:HB3	2.49	0.48
1:A:403:LEU:CG	1:A:514:ASN:HD21	2.27	0.47
1:A:526:THR:HG22	1:A:527:LEU:H	1.78	0.47
1:B:618:TRP:CE2	1:B:660:ASN:HB2	2.48	0.47
1:C:203:HIS:O	1:C:206:LYS:HB2	2.13	0.47
1:C:437:VAL:CG1	1:C:439:THR:HA	2.44	0.47
1:D:222:SER:N	1:F:230:LYS:HE2	2.29	0.47
1:D:230:LYS:HE2	1:S:222:SER:N	2.29	0.47
1:D:420:TRP:O	1:D:421:PRO:O	2.32	0.47
1:D:437:VAL:CG1	1:D:439:THR:HA	2.44	0.47
1:E:270:ASP:OD2	1:E:272:ARG:NH1	2.47	0.47
1:E:332:LEU:CD2	1:E:334:HIS:H	2.26	0.47
1:E:437:VAL:O	1:E:438:THR:HB	2.13	0.47
1:F:270:ASP:OD2	1:F:272:ARG:NH1	2.47	0.47
1:F:448:PRO:C	1:F:449:ARG:HG3	2.34	0.47
1:G:234:ILE:CD1	1:G:288:VAL:HB	2.44	0.47
1:H:426:PRO:O	1:H:427:SER:HB3	2.14	0.47
1:I:474:ARG:N	1:I:524:ASP:HA	2.13	0.47

Continued on next page...

Continued from previous page...

Atom-1	Atom-2	Interatomic distance (Å)	Clash overlap (Å)
1:I:607:ALA:HA	1:I:649:GLY:O	2.14	0.47
1:J:451:TYR:HB3	1:J:457:ILE:HA	1.96	0.47
1:J:506:THR:O	1:J:507:LYS:HD2	2.14	0.47
1:K:424:THR:HG1	1:K:489:THR:HG23	1.77	0.47
1:K:439:THR:CG2	1:K:457:ILE:CG1	2.91	0.47
1:K:609:TYR:CE1	1:K:647:TYR:HB3	2.49	0.47
1:L:246:THR:O	1:L:248:MET:N	2.47	0.47
1:L:609:TYR:CE1	1:L:647:TYR:HB3	2.49	0.47
1:M:362:VAL:HB	1:M:566:PHE:HB2	1.96	0.47
1:M:402:LYS:HD2	1:M:511:PHE:CE2	2.47	0.47
1:N:204:LEU:HD23	1:N:204:LEU:C	2.34	0.47
1:O:234:ILE:CD1	1:O:288:VAL:HB	2.44	0.47
1:O:577:ILE:C	1:O:578:ARG:HG3	2.33	0.47
1:P:201:LEU:HD22	1:P:320:PHE:CE2	2.43	0.47
1:Q:607:ALA:HA	1:Q:649:GLY:O	2.14	0.47
1:R:246:THR:O	1:R:248:MET:N	2.47	0.47
1:R:416:ILE:CG1	1:R:503:ILE:CD1	2.88	0.47
1:R:426:PRO:O	1:R:427:SER:HB3	2.14	0.47
1:S:246:THR:O	1:S:248:MET:N	2.47	0.47
1:S:297:ASN:ND2	1:S:298:PRO:N	2.60	0.47
1:T:203:HIS:O	1:T:206:LYS:HB2	2.13	0.47
1:T:420:TRP:O	1:T:421:PRO:O	2.32	0.47
1:T:506:THR:O	1:T:507:LYS:HD2	2.14	0.47
1:A:234:ILE:CD1	1:A:288:VAL:HB	2.44	0.47
1:A:251:TYR:HB2	1:D:328:PRO:O	2.14	0.47
1:B:396:SER:O	1:B:403:LEU:CD2	2.62	0.47
1:C:218:ARG:CG	1:C:265:VAL:HG22	2.43	0.47
1:C:230:LYS:HE2	1:K:222:SER:N	2.29	0.47
1:C:420:TRP:O	1:C:421:PRO:O	2.32	0.47
1:C:451:TYR:HB3	1:C:457:ILE:HA	1.96	0.47
1:C:605:SER:CB	1:C:650:ILE:HG23	2.27	0.47
1:C:607:ALA:HA	1:C:649:GLY:O	2.14	0.47
1:D:234:ILE:CD1	1:D:288:VAL:HB	2.44	0.47
1:D:270:ASP:OD2	1:D:272:ARG:NH1	2.47	0.47
1:D:332:LEU:CD2	1:D:334:HIS:H	2.26	0.47
1:D:397:GLN:HA	1:D:403:LEU:HD21	1.96	0.47
1:D:504:ASN:CB	1:D:505:PRO:CD	2.83	0.47
1:D:506:THR:O	1:D:507:LYS:HD2	2.14	0.47
1:D:552:VAL:HG12	1:D:553:LEU:H	1.80	0.47
1:F:298:PRO:HB2	1:F:299:TYR:CE1	2.49	0.47
1:F:324:LEU:HD13	1:R:271:LEU:HB3	1.88	0.47

Continued on next page...

Continued from previous page...

Atom-1	Atom-2	Interatomic distance (Å)	Clash overlap (Å)
1:F:328:PRO:O	1:R:251:TYR:HB2	2.14	0.47
1:F:396:SER:O	1:F:403:LEU:CD2	2.62	0.47
1:G:552:VAL:HG12	1:G:553:LEU:H	1.79	0.47
1:G:590:THR:O	1:G:591:SER:C	2.51	0.47
1:G:609:TYR:CE1	1:G:647:TYR:HB3	2.49	0.47
1:H:270:ASP:OD2	1:H:272:ARG:NH1	2.47	0.47
1:I:246:THR:O	1:I:248:MET:N	2.47	0.47
1:I:362:VAL:HB	1:I:566:PHE:HB2	1.97	0.47
1:I:420:TRP:O	1:I:421:PRO:O	2.32	0.47
1:I:569:ASN:C	1:I:570:THR:CG2	2.80	0.47
1:J:393:VAL:HG12	1:J:394:THR:N	2.27	0.47
1:J:403:LEU:CG	1:J:514:ASN:HD21	2.27	0.47
1:K:204:LEU:HD23	1:K:204:LEU:C	2.34	0.47
1:K:506:THR:O	1:K:507:LYS:HD2	2.14	0.47
1:K:577:ILE:O	1:K:578:ARG:CG	2.57	0.47
1:K:607:ALA:HA	1:K:649:GLY:O	2.14	0.47
1:K:618:TRP:CE2	1:K:660:ASN:HB2	2.48	0.47
1:L:396:SER:O	1:L:403:LEU:CD2	2.62	0.47
1:L:402:LYS:HD3	1:L:511:PHE:CE2	2.34	0.47
1:L:426:PRO:O	1:L:427:SER:HB3	2.14	0.47
1:L:451:TYR:HB3	1:L:457:ILE:HA	1.96	0.47
1:M:235:VAL:O	1:Q:327:PRO:HG3	2.13	0.47
1:M:504:ASN:C	1:M:506:THR:H	2.17	0.47
1:N:488:THR:OG1	1:N:489:THR:N	2.44	0.47
1:O:270:ASP:OD2	1:O:272:ARG:NH1	2.47	0.47
1:O:403:LEU:CG	1:O:514:ASN:HD21	2.27	0.47
1:O:420:TRP:O	1:O:421:PRO:O	2.32	0.47
1:P:396:SER:O	1:P:403:LEU:CD2	2.62	0.47
1:Q:298:PRO:HB2	1:Q:299:TYR:CE1	2.49	0.47
1:R:451:TYR:HB3	1:R:457:ILE:HA	1.96	0.47
1:R:552:VAL:HG12	1:R:553:LEU:H	1.80	0.47
1:S:426:PRO:O	1:S:427:SER:HB3	2.14	0.47
1:A:222:SER:N	1:J:230:LYS:HE2	2.29	0.47
1:A:397:GLN:HA	1:A:403:LEU:HD21	1.96	0.47
1:A:577:ILE:O	1:A:578:ARG:CG	2.57	0.47
1:B:506:THR:O	1:B:507:LYS:HD2	2.14	0.47
1:D:448:PRO:C	1:D:449:ARG:HG3	2.34	0.47
1:F:204:LEU:HD23	1:F:204:LEU:C	2.34	0.47
1:F:246:THR:O	1:F:248:MET:N	2.47	0.47
1:F:402:LYS:HZ2	1:F:511:PHE:HE2	1.62	0.47
1:G:201:LEU:HD22	1:G:320:PHE:CE2	2.43	0.47

Continued on next page...

Continued from previous page...

Atom-1	Atom-2	Interatomic distance (Å)	Clash overlap (Å)
1:G:420:TRP:O	1:G:421:PRO:O	2.32	0.47
1:G:437:VAL:O	1:G:438:THR:HB	2.13	0.47
1:G:504:ASN:CB	1:G:505:PRO:CD	2.83	0.47
1:H:607:ALA:HA	1:H:649:GLY:O	2.14	0.47
1:K:426:PRO:O	1:K:427:SER:HB3	2.14	0.47
1:M:332:LEU:CD2	1:M:334:HIS:H	2.26	0.47
1:N:437:VAL:O	1:N:438:THR:HB	2.13	0.47
1:N:506:THR:O	1:N:507:LYS:HD2	2.14	0.47
1:O:298:PRO:HB2	1:O:299:TYR:CE1	2.49	0.47
1:O:385:THR:O	1:O:387:ARG:N	2.41	0.47
1:P:171:SER:O	1:P:314:THR:N	2.43	0.47
1:P:220:SER:OG	1:Q:230:LYS:NZ	2.39	0.47
1:P:426:PRO:O	1:P:427:SER:HB3	2.14	0.47
1:Q:451:TYR:HB3	1:Q:457:ILE:HA	1.96	0.47
1:R:298:PRO:HB2	1:R:299:TYR:CE1	2.49	0.47
1:R:332:LEU:CD2	1:R:334:HIS:H	2.26	0.47
1:R:590:THR:O	1:R:591:SER:C	2.51	0.47
1:S:298:PRO:HB2	1:S:299:TYR:CE1	2.49	0.47
1:S:609:TYR:CE1	1:S:647:TYR:HB3	2.49	0.47
1:T:166:TRP:HA	1:T:169:PHE:HE2	1.78	0.47
1:A:270:ASP:OD2	1:A:272:ARG:NH1	2.47	0.47
1:A:426:PRO:O	1:A:427:SER:HB3	2.14	0.47
1:A:609:TYR:CE1	1:A:647:TYR:HB3	2.49	0.47
1:B:420:TRP:O	1:B:421:PRO:O	2.32	0.47
1:C:618:TRP:CE2	1:C:660:ASN:HB2	2.48	0.47
1:E:451:TYR:HB3	1:E:457:ILE:HA	1.96	0.47
1:E:506:THR:O	1:E:507:LYS:HD2	2.14	0.47
1:F:552:VAL:HG12	1:F:553:LEU:H	1.80	0.47
1:F:590:THR:O	1:F:591:SER:C	2.51	0.47
1:G:203:HIS:O	1:G:206:LYS:HB2	2.13	0.47
1:G:385:THR:O	1:G:387:ARG:N	2.41	0.47
1:G:607:ALA:HA	1:G:649:GLY:O	2.14	0.47
1:H:203:HIS:O	1:H:206:LYS:HB2	2.13	0.47
1:H:298:PRO:HB2	1:H:299:TYR:CE1	2.49	0.47
1:H:402:LYS:HD2	1:H:511:PHE:CE2	2.47	0.47
1:H:451:TYR:HB3	1:H:457:ILE:HA	1.96	0.47
1:H:506:THR:O	1:H:507:LYS:HD2	2.14	0.47
1:J:437:VAL:O	1:J:438:THR:HB	2.13	0.47
1:J:448:PRO:C	1:J:449:ARG:HG3	2.34	0.47
1:J:609:TYR:CE1	1:J:647:TYR:HB3	2.49	0.47
1:K:251:TYR:HB2	1:N:328:PRO:O	2.14	0.47

Continued on next page...

Continued from previous page...

Atom-1	Atom-2	Interatomic distance (Å)	Clash overlap (Å)
1:L:234:ILE:CD1	1:L:288:VAL:HB	2.44	0.47
1:L:397:GLN:HA	1:L:403:LEU:HD21	1.96	0.47
1:L:506:THR:O	1:L:507:LYS:HD2	2.14	0.47
1:L:577:ILE:O	1:L:578:ARG:CG	2.57	0.47
1:M:451:TYR:HB3	1:M:457:ILE:HA	1.96	0.47
1:M:552:VAL:HG12	1:M:553:LEU:H	1.80	0.47
1:N:234:ILE:CD1	1:N:288:VAL:HB	2.44	0.47
1:N:484:THR:CG2	1:N:485:ALA:H	2.27	0.47
1:N:526:THR:HG22	1:N:527:LEU:H	1.78	0.47
1:N:552:VAL:HG12	1:N:553:LEU:H	1.79	0.47
1:O:607:ALA:HA	1:O:649:GLY:O	2.14	0.47
1:P:270:ASP:OD2	1:P:272:ARG:NH1	2.47	0.47
1:P:420:TRP:O	1:P:421:PRO:O	2.32	0.47
1:Q:403:LEU:CG	1:Q:514:ASN:HD21	2.28	0.47
1:R:609:TYR:CE1	1:R:647:TYR:HB3	2.49	0.47
1:A:396:SER:O	1:A:403:LEU:CD2	2.62	0.47
1:B:448:PRO:C	1:B:449:ARG:HG3	2.34	0.47
1:C:220:SER:OG	1:S:230:LYS:NZ	2.39	0.47
1:C:362:VAL:HB	1:C:566:PHE:HB2	1.97	0.47
1:D:199:PRO:HG2	1:D:200:TYR:H	1.80	0.47
1:D:426:PRO:O	1:D:427:SER:HB3	2.14	0.47
1:E:199:PRO:HG2	1:E:200:TYR:H	1.80	0.47
1:E:230:LYS:HE2	1:O:222:SER:N	2.29	0.47
1:E:425:ILE:HD13	1:E:425:ILE:H	1.80	0.47
1:F:218:ARG:CG	1:F:265:VAL:HG22	2.42	0.47
1:F:275:LEU:HG	1:R:275:LEU:HG	1.55	0.47
1:F:361:PHE:HE1	1:F:619:PHE:HZ	1.63	0.47
1:F:420:TRP:O	1:F:421:PRO:O	2.32	0.47
1:F:451:TYR:H	1:F:458:VAL:CB	2.16	0.47
1:F:540:ILE:HB	1:F:582:VAL:CG2	2.45	0.47
1:F:607:ALA:HA	1:F:649:GLY:O	2.14	0.47
1:G:403:LEU:CG	1:G:514:ASN:HD21	2.28	0.47
1:I:166:TRP:HA	1:I:169:PHE:HE2	1.78	0.47
1:I:234:ILE:CD1	1:I:288:VAL:HB	2.44	0.47
1:J:246:THR:O	1:J:248:MET:N	2.47	0.47
1:J:425:ILE:HD13	1:J:425:ILE:H	1.80	0.47
1:J:607:ALA:HA	1:J:649:GLY:O	2.14	0.47
1:K:420:TRP:O	1:K:421:PRO:O	2.32	0.47
1:L:222:SER:N	1:T:230:LYS:HE2	2.29	0.47
1:M:166:TRP:HA	1:M:169:PHE:HE2	1.78	0.47
1:N:199:PRO:HG2	1:N:200:TYR:H	1.80	0.47

Continued on next page...

Continued from previous page...

Atom-1	Atom-2	Interatomic distance (Å)	Clash overlap (Å)
1:N:222:SER:N	1:R:230:LYS:HE2	2.29	0.47
1:O:471:ALA:HB2	1:O:527:LEU:CB	2.39	0.47
1:O:540:ILE:HB	1:O:582:VAL:CG2	2.45	0.47
1:P:199:PRO:HG2	1:P:200:TYR:H	1.80	0.47
1:P:234:ILE:CD1	1:P:288:VAL:HB	2.44	0.47
1:P:297:ASN:ND2	1:P:298:PRO:N	2.60	0.47
1:P:437:VAL:CG1	1:P:439:THR:HA	2.44	0.47
1:R:179:SER:N	1:R:182:GLU:OE2	2.43	0.47
1:S:270:ASP:OD2	1:S:272:ARG:NH1	2.47	0.47
1:S:506:THR:O	1:S:507:LYS:HD2	2.14	0.47
1:S:552:VAL:HG12	1:S:553:LEU:H	1.80	0.47
1:A:332:LEU:CD2	1:A:334:HIS:H	2.26	0.47
1:A:618:TRP:CE2	1:A:660:ASN:HB2	2.49	0.47
1:B:230:LYS:HE2	1:Q:222:SER:N	2.29	0.47
1:B:298:PRO:HB2	1:B:299:TYR:CE1	2.49	0.47
1:B:609:TYR:CE1	1:B:647:TYR:HB3	2.49	0.47
1:C:552:VAL:HG12	1:C:553:LEU:H	1.79	0.47
1:D:220:SER:OG	1:F:230:LYS:NZ	2.39	0.47
1:D:425:ILE:HD13	1:D:425:ILE:H	1.80	0.47
1:D:437:VAL:O	1:D:438:THR:HB	2.13	0.47
1:E:328:PRO:O	1:J:251:TYR:HB2	2.14	0.47
1:E:420:TRP:O	1:E:421:PRO:O	2.32	0.47
1:E:609:TYR:CE1	1:E:647:TYR:HB3	2.49	0.47
1:F:171:SER:O	1:F:314:THR:N	2.43	0.47
1:G:222:SER:N	1:N:230:LYS:HE2	2.29	0.47
1:H:530:LEU:HD12	1:H:530:LEU:N	2.30	0.47
1:H:552:VAL:HG12	1:H:553:LEU:H	1.80	0.47
1:J:437:VAL:CG1	1:J:439:THR:HA	2.44	0.47
1:J:526:THR:HG22	1:J:527:LEU:H	1.78	0.47
1:J:530:LEU:HD12	1:J:530:LEU:N	2.30	0.47
1:K:298:PRO:HB2	1:K:299:TYR:CE1	2.49	0.47
1:K:439:THR:HG23	1:K:457:ILE:HG12	1.94	0.47
1:K:552:VAL:HG12	1:K:553:LEU:H	1.80	0.47
1:L:403:LEU:CG	1:L:514:ASN:HD21	2.27	0.47
1:M:201:LEU:HD22	1:M:320:PHE:CE2	2.43	0.47
1:M:397:GLN:HA	1:M:403:LEU:HD21	1.96	0.47
1:M:420:TRP:O	1:M:421:PRO:O	2.32	0.47
1:N:298:PRO:HB2	1:N:299:TYR:CE1	2.49	0.47
1:N:346:SER:HB2	1:N:643:LEU:CB	2.42	0.47
1:N:426:PRO:O	1:N:427:SER:HB3	2.14	0.47
1:O:201:LEU:HD22	1:O:320:PHE:CE2	2.43	0.47

Continued on next page...

Continued from previous page...

Atom-1	Atom-2	Interatomic distance (Å)	Clash overlap (Å)
1:O:332:LEU:CD2	1:O:334:HIS:H	2.26	0.47
1:P:179:SER:N	1:P:182:GLU:OE2	2.43	0.47
1:P:425:ILE:HD13	1:P:425:ILE:H	1.80	0.47
1:Q:270:ASP:OD2	1:Q:272:ARG:NH1	2.47	0.47
1:Q:396:SER:O	1:Q:403:LEU:CD2	2.62	0.47
1:Q:397:GLN:HA	1:Q:403:LEU:HD21	1.96	0.47
1:R:270:ASP:OD2	1:R:272:ARG:NH1	2.47	0.47
1:R:403:LEU:CG	1:R:514:ASN:HD21	2.27	0.47
1:S:530:LEU:HD12	1:S:530:LEU:N	2.30	0.47
1:T:234:ILE:CD1	1:T:288:VAL:HB	2.44	0.47
1:T:362:VAL:HB	1:T:566:PHE:HB2	1.96	0.47
1:T:425:ILE:HD13	1:T:425:ILE:H	1.80	0.47
1:T:552:VAL:HG12	1:T:553:LEU:H	1.79	0.47
1:A:298:PRO:HB2	1:A:299:TYR:CE1	2.49	0.47
1:A:328:PRO:C	1:L:251:TYR:HD1	1.60	0.47
1:A:362:VAL:HB	1:A:566:PHE:HB2	1.97	0.47
1:A:530:LEU:HD12	1:A:530:LEU:N	2.30	0.47
1:A:607:ALA:HA	1:A:649:GLY:O	2.14	0.47
1:B:199:PRO:HG2	1:B:200:TYR:H	1.80	0.47
1:B:204:LEU:HD23	1:B:204:LEU:C	2.34	0.47
1:B:403:LEU:CG	1:B:514:ASN:HD21	2.27	0.47
1:B:451:TYR:H	1:B:458:VAL:CB	2.16	0.47
1:B:530:LEU:HD12	1:B:530:LEU:N	2.30	0.47
1:B:577:ILE:O	1:B:578:ARG:CG	2.57	0.47
1:C:201:LEU:HD22	1:C:320:PHE:CE2	2.43	0.47
1:C:403:LEU:CG	1:C:514:ASN:HD21	2.27	0.47
1:C:425:ILE:HD13	1:C:425:ILE:H	1.80	0.47
1:C:448:PRO:C	1:C:449:ARG:HG3	2.34	0.47
1:C:609:TYR:CE1	1:C:647:TYR:HB3	2.49	0.47
1:D:246:THR:O	1:D:248:MET:N	2.47	0.47
1:D:385:THR:CG2	1:D:386:PRO:HD2	2.45	0.47
1:E:204:LEU:C	1:E:204:LEU:HD23	2.34	0.47
1:E:220:SER:OG	1:L:230:LYS:NZ	2.39	0.47
1:E:403:LEU:CG	1:E:514:ASN:HD21	2.27	0.47
1:E:426:PRO:O	1:E:427:SER:HB3	2.14	0.47
1:E:437:VAL:CG1	1:E:439:THR:HA	2.44	0.47
1:E:607:ALA:HA	1:E:649:GLY:O	2.14	0.47
1:F:397:GLN:HA	1:F:403:LEU:HD21	1.96	0.47
1:F:577:ILE:O	1:F:578:ARG:CG	2.57	0.47
1:F:602:PRO:CG	1:F:605:SER:CB	2.73	0.47
1:G:246:THR:O	1:G:248:MET:N	2.47	0.47

Continued on next page...

Continued from previous page...

Atom-1	Atom-2	Interatomic distance (Å)	Clash overlap (Å)
1:G:362:VAL:HB	1:G:566:PHE:HB2	1.97	0.47
1:G:396:SER:O	1:G:403:LEU:CD2	2.62	0.47
1:H:199:PRO:HG2	1:H:200:TYR:H	1.80	0.47
1:H:448:PRO:C	1:H:449:ARG:HG3	2.34	0.47
1:I:396:SER:O	1:I:403:LEU:CD2	2.62	0.47
1:I:397:GLN:HA	1:I:403:LEU:HD21	1.96	0.47
1:I:402:LYS:HD2	1:I:511:PHE:CE2	2.47	0.47
1:I:403:LEU:CG	1:I:514:ASN:HD21	2.27	0.47
1:I:425:ILE:HD13	1:I:425:ILE:H	1.80	0.47
1:I:552:VAL:HG12	1:I:553:LEU:H	1.80	0.47
1:J:270:ASP:OD2	1:J:272:ARG:NH1	2.47	0.47
1:J:332:LEU:CD2	1:J:334:HIS:H	2.26	0.47
1:J:362:VAL:HB	1:J:566:PHE:HB2	1.97	0.47
1:J:439:THR:HG23	1:J:457:ILE:HG12	1.94	0.47
1:K:210:ALA:HB3	1:K:324:LEU:N	2.24	0.47
1:K:275:LEU:HG	1:N:275:LEU:HG	1.55	0.47
1:K:324:LEU:HD23	1:K:324:LEU:HA	1.73	0.47
1:K:361:PHE:HE1	1:K:619:PHE:HZ	1.63	0.47
1:K:402:LYS:HD2	1:K:511:PHE:CE2	2.47	0.47
1:K:416:ILE:H	1:K:416:ILE:CD1	2.10	0.47
1:L:361:PHE:HE1	1:L:619:PHE:HZ	1.63	0.47
1:L:362:VAL:HB	1:L:566:PHE:HB2	1.97	0.47
1:L:437:VAL:CG1	1:L:439:THR:HA	2.44	0.47
1:L:540:ILE:HB	1:L:582:VAL:CG2	2.45	0.47
1:L:618:TRP:NE1	1:L:660:ASN:HB2	2.30	0.47
1:M:403:LEU:CG	1:M:514:ASN:HD21	2.27	0.47
1:M:484:THR:CG2	1:M:485:ALA:H	2.27	0.47
1:N:270:ASP:OD2	1:N:272:ARG:NH1	2.47	0.47
1:N:297:ASN:ND2	1:N:298:PRO:N	2.60	0.47
1:N:540:ILE:HB	1:N:582:VAL:CG2	2.45	0.47
1:N:618:TRP:NE1	1:N:660:ASN:HB2	2.30	0.47
1:O:631:VAL:HG12	1:O:632:GLY:N	2.30	0.47
1:P:204:LEU:C	1:P:204:LEU:HD23	2.34	0.47
1:P:618:TRP:NE1	1:P:660:ASN:HB2	2.30	0.47
1:Q:199:PRO:HG2	1:Q:200:TYR:H	1.80	0.47
1:R:361:PHE:HE1	1:R:619:PHE:HZ	1.63	0.47
1:R:474:ARG:O	1:R:475:ALA:CB	2.63	0.47
1:R:607:ALA:HA	1:R:649:GLY:O	2.14	0.47
1:R:618:TRP:NE1	1:R:660:ASN:HB2	2.30	0.47
1:S:362:VAL:HB	1:S:566:PHE:HB2	1.97	0.47
1:S:403:LEU:CG	1:S:514:ASN:HD21	2.28	0.47

Continued on next page...

Continued from previous page...

Atom-1	Atom-2	Interatomic distance (Å)	Clash overlap (Å)
1:S:437:VAL:CG1	1:S:439:THR:HA	2.44	0.47
1:S:598:ASN:C	1:S:598:ASN:ND2	2.68	0.47
1:T:270:ASP:OD2	1:T:272:ARG:NH1	2.47	0.47
1:T:426:PRO:O	1:T:427:SER:HB3	2.14	0.47
1:T:451:TYR:HB3	1:T:457:ILE:HA	1.96	0.47
1:T:540:ILE:HB	1:T:582:VAL:CG2	2.45	0.47
1:A:171:SER:O	1:A:314:THR:N	2.43	0.47
1:A:346:SER:HB2	1:A:643:LEU:CB	2.42	0.47
1:B:246:THR:O	1:B:248:MET:N	2.47	0.47
1:B:251:TYR:HB2	1:R:328:PRO:O	2.14	0.47
1:B:424:THR:HG1	1:B:489:THR:HG23	1.76	0.47
1:C:346:SER:HB2	1:C:643:LEU:CB	2.42	0.47
1:D:362:VAL:HB	1:D:566:PHE:HB2	1.96	0.47
1:D:540:ILE:HB	1:D:582:VAL:CG2	2.45	0.47
1:E:618:TRP:NE1	1:E:660:ASN:HB2	2.30	0.47
1:F:403:LEU:CG	1:F:514:ASN:HD21	2.27	0.47
1:F:460:ASN:CG	1:F:461:THR:H	2.18	0.47
1:F:609:TYR:CE1	1:F:647:TYR:HB3	2.49	0.47
1:F:610:ARG:HD3	1:F:620:ASP:OD1	2.15	0.47
1:G:416:ILE:CG1	1:G:503:ILE:CD1	2.88	0.47
1:G:448:PRO:C	1:G:449:ARG:HG3	2.34	0.47
1:H:484:THR:CG2	1:H:485:ALA:H	2.27	0.47
1:I:590:THR:O	1:I:591:SER:C	2.51	0.47
1:J:199:PRO:HG2	1:J:200:TYR:H	1.80	0.47
1:J:420:TRP:O	1:J:421:PRO:O	2.32	0.47
1:K:288:VAL:HG12	1:K:289:ILE:H	1.80	0.47
1:K:391:ILE:HD12	1:K:391:ILE:H	1.80	0.47
1:K:618:TRP:NE1	1:K:660:ASN:HB2	2.30	0.47
1:M:199:PRO:HG2	1:M:200:TYR:H	1.80	0.47
1:M:437:VAL:O	1:M:438:THR:HB	2.13	0.47
1:M:577:ILE:C	1:M:578:ARG:HG3	2.33	0.47
1:N:403:LEU:CG	1:N:514:ASN:HD21	2.28	0.47
1:N:609:TYR:CE1	1:N:647:TYR:HB3	2.49	0.47
1:O:530:LEU:HD12	1:O:530:LEU:N	2.30	0.47
1:P:210:ALA:HB3	1:P:324:LEU:N	2.24	0.47
1:P:460:ASN:CG	1:P:461:THR:H	2.18	0.47
1:P:504:ASN:C	1:P:506:THR:H	2.17	0.47
1:R:402:LYS:HD2	1:R:511:PHE:CE2	2.47	0.47
1:R:439:THR:HG1	1:R:457:ILE:H	1.61	0.47
1:S:204:LEU:HD23	1:S:204:LEU:C	2.34	0.47
1:S:540:ILE:HD12	1:S:582:VAL:CG2	2.45	0.47

Continued on next page...

Continued from previous page...

Atom-1	Atom-2	Interatomic distance (Å)	Clash overlap (Å)
1:T:201:LEU:HD22	1:T:320:PHE:CE2	2.43	0.47
1:T:246:THR:O	1:T:248:MET:N	2.47	0.47
1:T:397:GLN:HA	1:T:403:LEU:HD21	1.96	0.47
1:T:448:PRO:C	1:T:449:ARG:HG3	2.34	0.47
1:A:179:SER:N	1:A:182:GLU:OE2	2.43	0.47
1:A:246:THR:O	1:A:248:MET:N	2.47	0.47
1:A:504:ASN:C	1:A:506:THR:H	2.17	0.47
1:B:326:LYS:HG3	1:F:237:PRO:CG	2.34	0.47
1:B:362:VAL:HB	1:B:566:PHE:HB2	1.97	0.47
1:B:425:ILE:HD13	1:B:425:ILE:H	1.80	0.47
1:B:451:TYR:HB3	1:B:457:ILE:HA	1.96	0.47
1:B:474:ARG:HB2	1:B:524:ASP:CA	2.45	0.47
1:B:607:ALA:HA	1:B:649:GLY:O	2.14	0.47
1:C:280:SER:CB	1:C:334:HIS:CG	2.80	0.47
1:C:474:ARG:O	1:C:475:ALA:CB	2.63	0.47
1:C:601:LEU:HD12	1:C:650:ILE:HD11	1.48	0.47
1:E:297:ASN:ND2	1:E:298:PRO:N	2.60	0.47
1:E:474:ARG:HB2	1:E:524:ASP:CA	2.45	0.47
1:G:298:PRO:HB2	1:G:299:TYR:CE1	2.49	0.47
1:G:451:TYR:H	1:G:458:VAL:CB	2.16	0.47
1:H:598:ASN:C	1:H:598:ASN:ND2	2.69	0.47
1:H:618:TRP:NE1	1:H:660:ASN:HB2	2.30	0.47
1:I:270:ASP:OD2	1:I:272:ARG:NH1	2.47	0.47
1:I:385:THR:CG2	1:I:386:PRO:HD2	2.45	0.47
1:I:474:ARG:O	1:I:475:ALA:CB	2.63	0.47
1:I:598:ASN:C	1:I:598:ASN:ND2	2.68	0.47
1:I:609:TYR:CE1	1:I:647:TYR:HB3	2.49	0.47
1:J:474:ARG:CB	1:J:523:SER:O	2.63	0.47
1:K:631:VAL:HG12	1:K:632:GLY:N	2.30	0.47
1:L:166:TRP:HA	1:L:169:PHE:HE2	1.78	0.47
1:M:298:PRO:HB2	1:M:299:TYR:CE1	2.49	0.47
1:M:460:ASN:CG	1:M:461:THR:H	2.18	0.47
1:M:618:TRP:NE1	1:M:660:ASN:HB2	2.30	0.47
1:N:425:ILE:HD13	1:N:425:ILE:H	1.80	0.47
1:N:471:ALA:HA	1:N:527:LEU:HA	1.97	0.47
1:N:504:ASN:C	1:N:506:THR:H	2.17	0.47
1:N:569:ASN:C	1:N:570:THR:CG2	2.80	0.47
1:N:598:ASN:C	1:N:598:ASN:ND2	2.69	0.47
1:P:403:LEU:CG	1:P:514:ASN:HD21	2.27	0.47
1:P:601:LEU:HD12	1:P:650:ILE:HD11	1.48	0.47
1:Q:385:THR:CG2	1:Q:386:PRO:HD2	2.45	0.47

Continued on next page...

Continued from previous page...

Atom-1	Atom-2	Interatomic distance (Å)	Clash overlap (Å)
1:Q:424:THR:CG2	1:Q:425:ILE:HD13	2.45	0.47
1:Q:471:ALA:HB2	1:Q:527:LEU:CB	2.39	0.47
1:S:420:TRP:O	1:S:421:PRO:O	2.32	0.47
1:S:425:ILE:HD13	1:S:425:ILE:H	1.80	0.47
1:T:403:LEU:CG	1:T:514:ASN:HD21	2.28	0.47
1:T:484:THR:CG2	1:T:485:ALA:H	2.27	0.47
1:A:474:ARG:HB2	1:A:524:ASP:CA	2.45	0.47
1:B:504:ASN:C	1:B:506:THR:H	2.17	0.47
1:B:540:ILE:HB	1:B:582:VAL:CG2	2.45	0.47
1:C:426:PRO:O	1:C:427:SER:HB3	2.14	0.47
1:C:460:ASN:CG	1:C:461:THR:H	2.19	0.47
1:C:530:LEU:HD12	1:C:530:LEU:N	2.30	0.47
1:C:540:ILE:HB	1:C:582:VAL:CG2	2.45	0.47
1:C:540:ILE:HD12	1:C:582:VAL:CG2	2.45	0.47
1:D:166:TRP:HA	1:D:169:PHE:HE2	1.78	0.47
1:D:474:ARG:HB2	1:D:524:ASP:CA	2.45	0.47
1:E:402:LYS:HD2	1:E:511:PHE:CE2	2.47	0.47
1:F:199:PRO:HG2	1:F:200:TYR:H	1.80	0.47
1:G:425:ILE:HD13	1:G:425:ILE:H	1.80	0.47
1:H:424:THR:CG2	1:H:425:ILE:HD13	2.45	0.47
1:H:631:VAL:HG12	1:H:632:GLY:N	2.30	0.47
1:J:297:ASN:ND2	1:J:298:PRO:N	2.60	0.47
1:J:385:THR:CG2	1:J:386:PRO:HD2	2.45	0.47
1:J:540:ILE:HB	1:J:582:VAL:CG2	2.45	0.47
1:J:540:ILE:HD12	1:J:582:VAL:CG2	2.45	0.47
1:K:199:PRO:HG2	1:K:200:TYR:H	1.80	0.47
1:K:474:ARG:HB2	1:K:524:ASP:CA	2.46	0.47
1:L:204:LEU:HD23	1:L:204:LEU:C	2.34	0.47
1:L:270:ASP:OD2	1:L:272:ARG:NH1	2.47	0.47
1:L:385:THR:CG2	1:L:386:PRO:HD2	2.45	0.47
1:L:420:TRP:O	1:L:421:PRO:O	2.32	0.47
1:M:234:ILE:CD1	1:M:288:VAL:HB	2.44	0.47
1:N:424:THR:CG2	1:N:425:ILE:HD13	2.45	0.47
1:N:610:ARG:HD3	1:N:620:ASP:OD1	2.15	0.47
1:O:204:LEU:HD23	1:O:204:LEU:C	2.34	0.47
1:O:425:ILE:HD13	1:O:425:ILE:H	1.80	0.47
1:O:460:ASN:CG	1:O:461:THR:H	2.19	0.47
1:O:474:ARG:CB	1:O:523:SER:O	2.63	0.47
1:O:610:ARG:HD3	1:O:620:ASP:OD1	2.15	0.47
1:Q:203:HIS:NE2	1:R:203:HIS:NE2	2.32	0.47
1:Q:540:ILE:HD12	1:Q:582:VAL:CG2	2.45	0.47

Continued on next page...

Continued from previous page...

Atom-1	Atom-2	Interatomic distance (Å)	Clash overlap (Å)
1:Q:598:ASN:C	1:Q:598:ASN:ND2	2.68	0.47
1:R:297:ASN:ND2	1:R:298:PRO:N	2.60	0.47
1:R:471:ALA:HA	1:R:527:LEU:HA	1.98	0.47
1:S:166:TRP:HA	1:S:169:PHE:HE2	1.78	0.47
1:S:460:ASN:CG	1:S:461:THR:H	2.19	0.47
1:S:474:ARG:HB2	1:S:524:ASP:CA	2.45	0.47
1:S:532:TYR:HE2	1:S:535:ILE:CD1	2.24	0.47
1:S:610:ARG:HD3	1:S:620:ASP:OD1	2.15	0.47
1:S:631:VAL:HG12	1:S:632:GLY:N	2.30	0.47
1:T:437:VAL:CG1	1:T:439:THR:HA	2.44	0.47
1:T:540:ILE:HD12	1:T:582:VAL:CG2	2.45	0.47
1:A:251:TYR:HD1	1:D:328:PRO:C	1.60	0.46
1:A:252:PRO:HD3	1:D:328:PRO:HD2	1.90	0.46
1:A:447:THR:O	1:A:447:THR:OG1	2.33	0.46
1:A:540:ILE:HB	1:A:582:VAL:CG2	2.45	0.46
1:B:552:VAL:HG12	1:B:553:LEU:H	1.80	0.46
1:D:403:LEU:CG	1:D:514:ASN:HD21	2.27	0.46
1:D:598:ASN:C	1:D:598:ASN:ND2	2.68	0.46
1:E:631:VAL:HG12	1:E:632:GLY:N	2.30	0.46
1:F:362:VAL:HB	1:F:566:PHE:HB2	1.97	0.46
1:F:385:THR:CG2	1:F:386:PRO:HD2	2.45	0.46
1:F:416:ILE:H	1:F:416:ILE:CD1	2.10	0.46
1:F:474:ARG:CB	1:F:523:SER:O	2.63	0.46
1:F:530:LEU:HD12	1:F:530:LEU:N	2.30	0.46
1:G:270:ASP:OD2	1:G:272:ARG:NH1	2.47	0.46
1:G:540:ILE:HD12	1:G:582:VAL:CG2	2.45	0.46
1:H:460:ASN:CG	1:H:461:THR:H	2.18	0.46
1:I:424:THR:CG2	1:I:425:ILE:HD13	2.45	0.46
1:J:602:PRO:C	1:J:604:ASP:H	2.19	0.46
1:K:451:TYR:HB3	1:K:457:ILE:HA	1.96	0.46
1:L:552:VAL:HG12	1:L:553:LEU:H	1.80	0.46
1:M:210:ALA:HB3	1:M:324:LEU:N	2.24	0.46
1:M:598:ASN:C	1:M:598:ASN:ND2	2.69	0.46
1:M:607:ALA:HA	1:M:649:GLY:O	2.14	0.46
1:O:385:THR:CG2	1:O:386:PRO:HD2	2.45	0.46
1:O:424:THR:CG2	1:O:425:ILE:HD13	2.45	0.46
1:O:598:ASN:C	1:O:598:ASN:ND2	2.69	0.46
1:P:385:THR:CG2	1:P:386:PRO:HD2	2.45	0.46
1:R:460:ASN:CG	1:R:461:THR:H	2.19	0.46
1:R:474:ARG:HB2	1:R:524:ASP:CA	2.45	0.46
1:S:199:PRO:HG2	1:S:200:TYR:H	1.80	0.46

Continued on next page...

Continued from previous page...

Atom-1	Atom-2	Interatomic distance (Å)	Clash overlap (Å)
1:S:471:ALA:HA	1:S:527:LEU:HA	1.98	0.46
1:S:602:PRO:CG	1:S:605:SER:CB	2.73	0.46
1:A:275:LEU:CD1	1:L:274:THR:C	2.66	0.46
1:A:424:THR:CG2	1:A:425:ILE:HD13	2.45	0.46
1:A:460:ASN:CG	1:A:461:THR:H	2.18	0.46
1:B:391:ILE:HD12	1:B:391:ILE:H	1.80	0.46
1:B:426:PRO:O	1:B:427:SER:HB3	2.14	0.46
1:D:618:TRP:NE1	1:D:660:ASN:HB2	2.30	0.46
1:E:385:THR:CG2	1:E:386:PRO:HD2	2.45	0.46
1:E:471:ALA:HB2	1:E:527:LEU:CB	2.39	0.46
1:F:391:ILE:HD12	1:F:391:ILE:H	1.80	0.46
1:F:437:VAL:CG1	1:F:439:THR:HA	2.44	0.46
1:F:474:ARG:O	1:F:475:ALA:CB	2.63	0.46
1:G:178:TRP:CZ2	1:G:295:LEU:HB2	2.51	0.46
1:H:234:ILE:O	1:H:234:ILE:HD12	2.16	0.46
1:H:391:ILE:HD12	1:H:391:ILE:H	1.80	0.46
1:H:474:ARG:HB2	1:H:524:ASP:CA	2.46	0.46
1:H:602:PRO:C	1:H:604:ASP:H	2.19	0.46
1:I:437:VAL:CG1	1:I:439:THR:HA	2.44	0.46
1:I:460:ASN:CG	1:I:461:THR:H	2.18	0.46
1:K:234:ILE:HD12	1:K:234:ILE:O	2.16	0.46
1:K:403:LEU:CG	1:K:514:ASN:HD21	2.28	0.46
1:K:437:VAL:CG1	1:K:439:THR:HA	2.44	0.46
1:K:474:ARG:O	1:K:475:ALA:CB	2.63	0.46
1:M:178:TRP:CZ2	1:M:295:LEU:HB2	2.51	0.46
1:M:346:SER:CB	1:M:643:LEU:HB2	2.45	0.46
1:M:425:ILE:HD13	1:M:425:ILE:H	1.80	0.46
1:M:451:TYR:H	1:M:458:VAL:CB	2.16	0.46
1:N:451:TYR:HB3	1:N:457:ILE:HA	1.96	0.46
1:N:590:THR:O	1:N:591:SER:C	2.51	0.46
1:O:451:TYR:HB3	1:O:457:ILE:HA	1.96	0.46
1:O:474:ARG:HB2	1:O:524:ASP:CA	2.45	0.46
1:P:377:ASN:O	1:P:378:GLN:HB2	2.16	0.46
1:P:448:PRO:C	1:P:449:ARG:HG3	2.34	0.46
1:P:474:ARG:CB	1:P:523:SER:O	2.63	0.46
1:Q:350:ILE:CA	1:Q:357:ASP:HA	2.43	0.46
1:Q:601:LEU:HD12	1:Q:650:ILE:HD11	1.48	0.46
1:R:530:LEU:HD12	1:R:530:LEU:N	2.30	0.46
1:T:288:VAL:HG12	1:T:289:ILE:H	1.80	0.46
1:T:298:PRO:HB2	1:T:299:TYR:CE1	2.49	0.46
1:T:474:ARG:O	1:T:475:ALA:CB	2.63	0.46

Continued on next page...

Continued from previous page...

Atom-1	Atom-2	Interatomic distance (Å)	Clash overlap (Å)
1:A:178:TRP:CZ2	1:A:295:LEU:HB2	2.51	0.46
1:A:259:ARG:HH12	1:B:259:ARG:C	2.19	0.46
1:A:474:ARG:O	1:A:475:ALA:CB	2.63	0.46
1:A:610:ARG:HD3	1:A:620:ASP:OD1	2.15	0.46
1:B:259:ARG:HH12	1:Q:259:ARG:C	2.19	0.46
1:B:439:THR:HG23	1:B:457:ILE:HG12	1.94	0.46
1:C:288:VAL:HG12	1:C:289:ILE:H	1.80	0.46
1:C:377:ASN:O	1:C:378:GLN:HB2	2.16	0.46
1:C:598:ASN:C	1:C:598:ASN:ND2	2.68	0.46
1:E:540:ILE:HB	1:E:582:VAL:CG2	2.45	0.46
1:F:210:ALA:HB3	1:F:324:LEU:N	2.24	0.46
1:F:425:ILE:HD13	1:F:425:ILE:H	1.80	0.46
1:F:618:TRP:NE1	1:F:660:ASN:HB2	2.30	0.46
1:G:437:VAL:CG1	1:G:439:THR:HA	2.44	0.46
1:G:451:TYR:O	1:G:453:SER:N	2.44	0.46
1:G:451:TYR:HB3	1:G:457:ILE:HA	1.96	0.46
1:G:474:ARG:HB2	1:G:524:ASP:CA	2.45	0.46
1:G:474:ARG:O	1:G:475:ALA:CB	2.63	0.46
1:H:471:ALA:HB2	1:H:527:LEU:CB	2.39	0.46
1:I:540:ILE:HB	1:I:582:VAL:CG2	2.45	0.46
1:J:259:ARG:C	1:P:259:ARG:HH12	2.19	0.46
1:K:425:ILE:HD13	1:K:425:ILE:H	1.80	0.46
1:L:391:ILE:HD12	1:L:391:ILE:H	1.80	0.46
1:L:474:ARG:CB	1:L:523:SER:O	2.63	0.46
1:M:171:SER:O	1:M:314:THR:N	2.43	0.46
1:M:234:ILE:O	1:M:234:ILE:HD12	2.16	0.46
1:M:448:PRO:C	1:M:449:ARG:HG3	2.34	0.46
1:M:474:ARG:O	1:M:475:ALA:CB	2.63	0.46
1:M:540:ILE:HB	1:M:582:VAL:CG2	2.45	0.46
1:N:361:PHE:HE1	1:N:619:PHE:HZ	1.63	0.46
1:N:385:THR:CG2	1:N:386:PRO:HD2	2.45	0.46
1:N:437:VAL:CG1	1:N:439:THR:HA	2.44	0.46
1:O:474:ARG:O	1:O:475:ALA:CB	2.63	0.46
1:O:552:VAL:HG12	1:O:553:LEU:H	1.79	0.46
1:O:618:TRP:NE1	1:O:660:ASN:HB2	2.30	0.46
1:P:416:ILE:H	1:P:416:ILE:CD1	2.10	0.46
1:Q:178:TRP:CZ2	1:Q:295:LEU:HB2	2.51	0.46
1:Q:420:TRP:O	1:Q:421:PRO:O	2.32	0.46
1:Q:425:ILE:HD13	1:Q:425:ILE:H	1.80	0.46
1:Q:474:ARG:O	1:Q:475:ALA:CB	2.63	0.46
1:Q:530:LEU:HD12	1:Q:530:LEU:N	2.30	0.46

Continued on next page...

Continued from previous page...

Atom-1	Atom-2	Interatomic distance (Å)	Clash overlap (Å)
1:Q:577:ILE:O	1:Q:578:ARG:CG	2.57	0.46
1:Q:618:TRP:NE1	1:Q:660:ASN:HB2	2.30	0.46
1:R:602:PRO:C	1:R:604:ASP:H	2.19	0.46
1:S:328:PRO:O	1:T:251:TYR:HB2	2.14	0.46
1:T:199:PRO:HG2	1:T:200:TYR:H	1.80	0.46
1:T:234:ILE:O	1:T:234:ILE:HD12	2.16	0.46
1:T:385:THR:CG2	1:T:386:PRO:HD2	2.45	0.46
1:A:385:THR:CG2	1:A:386:PRO:HD2	2.45	0.46
1:B:598:ASN:C	1:B:598:ASN:ND2	2.69	0.46
1:B:618:TRP:NE1	1:B:660:ASN:HB2	2.30	0.46
1:C:178:TRP:CZ2	1:C:295:LEU:HB2	2.51	0.46
1:C:259:ARG:C	1:S:259:ARG:HH12	2.19	0.46
1:C:350:ILE:CA	1:C:357:ASP:HA	2.44	0.46
1:C:474:ARG:CB	1:C:523:SER:O	2.64	0.46
1:D:471:ALA:HA	1:D:527:LEU:HA	1.97	0.46
1:E:377:ASN:O	1:E:378:GLN:HB2	2.16	0.46
1:E:391:ILE:HD12	1:E:391:ILE:H	1.80	0.46
1:E:424:THR:CG2	1:E:425:ILE:HD13	2.45	0.46
1:F:178:TRP:CZ2	1:F:295:LEU:HB2	2.51	0.46
1:F:234:ILE:HD12	1:F:234:ILE:O	2.16	0.46
1:F:398:LYS:N	1:F:403:LEU:CD2	2.76	0.46
1:G:230:LYS:HE2	1:I:222:SER:N	2.29	0.46
1:G:242:PRO:HG2	1:G:288:VAL:HG21	1.98	0.46
1:G:385:THR:CG2	1:G:386:PRO:HD2	2.45	0.46
1:G:478:ASP:HB3	1:G:479:LYS:H	1.61	0.46
1:H:437:VAL:CG1	1:H:438:THR:N	2.34	0.46
1:H:474:ARG:CB	1:H:523:SER:O	2.63	0.46
1:H:540:ILE:HB	1:H:582:VAL:CG2	2.45	0.46
1:I:199:PRO:HG2	1:I:200:TYR:H	1.80	0.46
1:K:362:VAL:HB	1:K:566:PHE:HB2	1.96	0.46
1:K:424:THR:CG2	1:K:425:ILE:HD13	2.45	0.46
1:K:474:ARG:CB	1:K:523:SER:O	2.63	0.46
1:K:593:GLN:O	1:K:594:LEU:C	2.54	0.46
1:L:346:SER:HB2	1:L:643:LEU:CB	2.42	0.46
1:L:425:ILE:HD13	1:L:425:ILE:H	1.80	0.46
1:M:530:LEU:HD12	1:M:530:LEU:N	2.30	0.46
1:M:602:PRO:C	1:M:604:ASP:H	2.19	0.46
1:N:362:VAL:HB	1:N:566:PHE:HB2	1.96	0.46
1:N:530:LEU:HD12	1:N:530:LEU:N	2.30	0.46
1:O:234:ILE:HD12	1:O:234:ILE:O	2.16	0.46
1:O:602:PRO:CG	1:O:605:SER:CB	2.73	0.46

Continued on next page...

Continued from previous page...

Atom-1	Atom-2	Interatomic distance (Å)	Clash overlap (Å)
1:P:234:ILE:O	1:P:234:ILE:HD12	2.16	0.46
1:P:242:PRO:HG2	1:P:288:VAL:HG21	1.98	0.46
1:P:362:VAL:HB	1:P:566:PHE:HB2	1.96	0.46
1:P:530:LEU:HD12	1:P:530:LEU:N	2.30	0.46
1:P:602:PRO:C	1:P:604:ASP:H	2.19	0.46
1:Q:540:ILE:HB	1:Q:582:VAL:CG2	2.45	0.46
1:R:391:ILE:HD12	1:R:391:ILE:H	1.80	0.46
1:R:420:TRP:O	1:R:421:PRO:O	2.32	0.46
1:R:598:ASN:C	1:R:598:ASN:ND2	2.69	0.46
1:T:474:ARG:CB	1:T:523:SER:O	2.63	0.46
1:T:602:PRO:C	1:T:604:ASP:H	2.19	0.46
1:T:610:ARG:HD3	1:T:620:ASP:OD1	2.16	0.46
1:A:199:PRO:HG2	1:A:200:TYR:H	1.80	0.46
1:A:271:LEU:HD22	1:D:324:LEU:HD22	1.92	0.46
1:A:540:ILE:HD12	1:A:582:VAL:CG2	2.45	0.46
1:B:601:LEU:HD12	1:B:650:ILE:HD11	1.48	0.46
1:B:602:PRO:C	1:B:604:ASP:H	2.19	0.46
1:D:602:PRO:C	1:D:604:ASP:H	2.19	0.46
1:E:171:SER:O	1:E:314:THR:N	2.43	0.46
1:E:178:TRP:CZ2	1:E:295:LEU:HB2	2.51	0.46
1:E:474:ARG:O	1:E:475:ALA:CB	2.63	0.46
1:F:179:SER:N	1:F:182:GLU:OE2	2.43	0.46
1:F:504:ASN:CB	1:F:505:PRO:CD	2.83	0.46
1:F:598:ASN:C	1:F:598:ASN:ND2	2.69	0.46
1:G:199:PRO:HG2	1:G:200:TYR:H	1.80	0.46
1:G:602:PRO:C	1:G:604:ASP:H	2.19	0.46
1:H:210:ALA:HB3	1:H:324:LEU:N	2.25	0.46
1:H:362:VAL:HB	1:H:566:PHE:HB2	1.97	0.46
1:H:377:ASN:O	1:H:378:GLN:HB2	2.16	0.46
1:H:403:LEU:CG	1:H:514:ASN:HD21	2.28	0.46
1:I:230:LYS:HE2	1:M:222:SER:N	2.29	0.46
1:I:451:TYR:O	1:I:453:SER:N	2.44	0.46
1:I:474:ARG:CB	1:I:523:SER:O	2.64	0.46
1:J:288:VAL:HG12	1:J:289:ILE:H	1.80	0.46
1:J:377:ASN:O	1:J:378:GLN:HB2	2.16	0.46
1:J:439:THR:OG1	1:J:457:ILE:N	2.41	0.46
1:J:610:ARG:HD3	1:J:620:ASP:OD1	2.15	0.46
1:K:460:ASN:CG	1:K:461:THR:H	2.19	0.46
1:K:530:LEU:HD12	1:K:530:LEU:N	2.30	0.46
1:L:460:ASN:CG	1:L:461:THR:H	2.18	0.46
1:L:602:PRO:C	1:L:604:ASP:H	2.19	0.46

Continued on next page...

Continued from previous page...

Atom-1	Atom-2	Interatomic distance (Å)	Clash overlap (Å)
1:M:242:PRO:HG2	1:M:288:VAL:HG21	1.98	0.46
1:N:259:ARG:C	1:R:259:ARG:HH12	2.19	0.46
1:N:288:VAL:HG12	1:N:289:ILE:H	1.80	0.46
1:N:377:ASN:O	1:N:378:GLN:HB2	2.16	0.46
1:N:474:ARG:CB	1:N:523:SER:O	2.63	0.46
1:N:631:VAL:HG12	1:N:632:GLY:N	2.30	0.46
1:P:259:ARG:C	1:Q:259:ARG:HH12	2.19	0.46
1:P:280:SER:CB	1:P:334:HIS:CG	2.80	0.46
1:P:374:PHE:CE2	1:P:595:SER:HB3	2.51	0.46
1:P:552:VAL:HG12	1:P:553:LEU:H	1.79	0.46
1:P:601:LEU:CD1	1:P:650:ILE:CG1	2.62	0.46
1:Q:474:ARG:CB	1:Q:523:SER:O	2.63	0.46
1:R:210:ALA:HB3	1:R:324:LEU:N	2.25	0.46
1:R:242:PRO:HG2	1:R:288:VAL:HG21	1.98	0.46
1:R:385:THR:CG2	1:R:386:PRO:HD2	2.45	0.46
1:S:451:TYR:HB3	1:S:457:ILE:HA	1.96	0.46
1:S:471:ALA:HB2	1:S:527:LEU:CB	2.39	0.46
1:S:540:ILE:HB	1:S:582:VAL:CG2	2.45	0.46
1:T:391:ILE:HD12	1:T:391:ILE:H	1.80	0.46
1:T:631:VAL:HG12	1:T:632:GLY:N	2.30	0.46
1:A:166:TRP:HA	1:A:169:PHE:HE2	1.78	0.46
1:A:618:TRP:NE1	1:A:660:ASN:HB2	2.30	0.46
1:B:374:PHE:CE2	1:B:595:SER:HB3	2.51	0.46
1:B:437:VAL:CG1	1:B:439:THR:HA	2.44	0.46
1:B:474:ARG:CB	1:B:523:SER:O	2.64	0.46
1:B:631:VAL:HG12	1:B:632:GLY:N	2.30	0.46
1:D:201:LEU:HD22	1:D:320:PHE:CE2	2.43	0.46
1:D:460:ASN:CG	1:D:461:THR:H	2.19	0.46
1:E:565:ILE:HG13	1:E:629:SER:HB2	1.98	0.46
1:G:234:ILE:HD12	1:G:234:ILE:O	2.16	0.46
1:G:530:LEU:HD12	1:G:530:LEU:N	2.30	0.46
1:G:540:ILE:HB	1:G:582:VAL:CG2	2.45	0.46
1:H:178:TRP:CZ2	1:H:295:LEU:HB2	2.51	0.46
1:H:343:PRO:HG3	1:H:589:HIS:CD2	2.51	0.46
1:I:448:PRO:C	1:I:449:ARG:HG3	2.34	0.46
1:I:602:PRO:C	1:I:604:ASP:H	2.19	0.46
1:I:618:TRP:NE1	1:I:660:ASN:HB2	2.30	0.46
1:J:374:PHE:CE2	1:J:595:SER:HB3	2.51	0.46
1:J:460:ASN:CG	1:J:461:THR:H	2.19	0.46
1:J:631:VAL:HG12	1:J:632:GLY:N	2.30	0.46
1:K:171:SER:O	1:K:314:THR:N	2.43	0.46

Continued on next page...

Continued from previous page...

Atom-1	Atom-2	Interatomic distance (Å)	Clash overlap (Å)
1:K:540:ILE:HB	1:K:582:VAL:CG2	2.45	0.46
1:K:598:ASN:C	1:K:598:ASN:ND2	2.69	0.46
1:L:192:ALA:O	1:L:197:LEU:HD21	2.16	0.46
1:L:199:PRO:HG2	1:L:200:TYR:H	1.80	0.46
1:L:288:VAL:HG12	1:L:289:ILE:H	1.80	0.46
1:L:471:ALA:HA	1:L:527:LEU:HA	1.98	0.46
1:L:474:ARG:HB2	1:L:524:ASP:CA	2.45	0.46
1:L:610:ARG:HD3	1:L:620:ASP:OD1	2.16	0.46
1:M:474:ARG:HB2	1:M:524:ASP:CA	2.45	0.46
1:N:178:TRP:CZ2	1:N:295:LEU:HB2	2.51	0.46
1:N:474:ARG:O	1:N:475:ALA:CB	2.63	0.46
1:O:199:PRO:HG2	1:O:200:TYR:H	1.80	0.46
1:O:391:ILE:HD12	1:O:391:ILE:H	1.80	0.46
1:P:332:LEU:CD2	1:P:334:HIS:H	2.26	0.46
1:P:540:ILE:HB	1:P:582:VAL:CG2	2.45	0.46
1:P:565:ILE:HG13	1:P:629:SER:HB2	1.98	0.46
1:Q:166:TRP:HA	1:Q:169:PHE:HE2	1.78	0.46
1:Q:353:ARG:NH2	1:Q:540:ILE:O	2.49	0.46
1:R:199:PRO:HG2	1:R:200:TYR:H	1.80	0.46
1:R:424:THR:CG2	1:R:425:ILE:HD13	2.45	0.46
1:R:447:THR:O	1:R:447:THR:OG1	2.33	0.46
1:R:593:GLN:O	1:R:594:LEU:C	2.54	0.46
1:T:618:TRP:NE1	1:T:660:ASN:HB2	2.30	0.46
1:A:242:PRO:HG2	1:A:288:VAL:HG21	1.98	0.46
1:A:259:ARG:C	1:J:259:ARG:HH12	2.19	0.46
1:A:346:SER:CB	1:A:643:LEU:HB2	2.45	0.46
1:A:565:ILE:HG13	1:A:629:SER:HB2	1.98	0.46
1:A:598:ASN:C	1:A:598:ASN:ND2	2.69	0.46
1:A:631:VAL:HG12	1:A:632:GLY:N	2.30	0.46
1:B:593:GLN:O	1:B:594:LEU:C	2.54	0.46
1:D:179:SER:N	1:D:182:GLU:OE2	2.43	0.46
1:D:474:ARG:O	1:D:475:ALA:CB	2.63	0.46
1:E:242:PRO:HG2	1:E:288:VAL:HG21	1.98	0.46
1:F:242:PRO:HG2	1:F:288:VAL:HG21	1.98	0.46
1:F:402:LYS:HD3	1:F:511:PHE:CE2	2.34	0.46
1:F:474:ARG:HB2	1:F:524:ASP:CA	2.45	0.46
1:G:259:ARG:HH12	1:I:259:ARG:C	2.19	0.46
1:G:288:VAL:HG12	1:G:289:ILE:H	1.80	0.46
1:G:569:ASN:C	1:G:570:THR:CG2	2.80	0.46
1:G:593:GLN:O	1:G:594:LEU:C	2.54	0.46
1:G:618:TRP:NE1	1:G:660:ASN:HB2	2.30	0.46

Continued on next page...

Continued from previous page...

Atom-1	Atom-2	Interatomic distance (Å)	Clash overlap (Å)
1:H:297:ASN:ND2	1:H:298:PRO:N	2.60	0.46
1:H:346:SER:CB	1:H:643:LEU:HB2	2.45	0.46
1:H:385:THR:CG2	1:H:386:PRO:HD2	2.45	0.46
1:H:602:PRO:HD2	1:H:650:ILE:HD13	1.98	0.46
1:I:192:ALA:O	1:I:197:LEU:HD21	2.16	0.46
1:I:374:PHE:CE2	1:I:595:SER:HB3	2.51	0.46
1:J:397:GLN:HA	1:J:403:LEU:HD21	1.96	0.46
1:K:275:LEU:CG	1:N:275:LEU:CD1	2.34	0.46
1:K:343:PRO:HG3	1:K:589:HIS:CD2	2.51	0.46
1:M:192:ALA:O	1:M:197:LEU:HD21	2.16	0.46
1:M:385:THR:CG2	1:M:386:PRO:HD2	2.45	0.46
1:M:451:TYR:O	1:M:453:SER:N	2.44	0.46
1:M:474:ARG:CB	1:M:523:SER:O	2.63	0.46
1:M:565:ILE:HG13	1:M:629:SER:HB2	1.98	0.46
1:N:192:ALA:O	1:N:197:LEU:HD21	2.16	0.46
1:N:602:PRO:C	1:N:604:ASP:H	2.19	0.46
1:O:362:VAL:HB	1:O:566:PHE:HB2	1.97	0.46
1:P:343:PRO:HG3	1:P:589:HIS:CD2	2.51	0.46
1:P:474:ARG:O	1:P:475:ALA:CB	2.63	0.46
1:Q:361:PHE:HE1	1:Q:619:PHE:HZ	1.63	0.46
1:Q:552:VAL:HG12	1:Q:553:LEU:H	1.80	0.46
1:S:377:ASN:O	1:S:378:GLN:HB2	2.16	0.46
1:S:474:ARG:O	1:S:475:ALA:CB	2.63	0.46
1:T:447:THR:O	1:T:447:THR:OG1	2.33	0.46
1:A:234:ILE:O	1:A:234:ILE:HD12	2.16	0.46
1:A:391:ILE:HD12	1:A:391:ILE:H	1.80	0.46
1:A:552:VAL:HG12	1:A:553:LEU:H	1.80	0.46
1:B:297:ASN:ND2	1:B:298:PRO:HD2	2.31	0.46
1:B:460:ASN:CG	1:B:461:THR:H	2.18	0.46
1:C:234:ILE:HD12	1:C:234:ILE:O	2.16	0.46
1:C:242:PRO:HG2	1:C:288:VAL:HG21	1.98	0.46
1:D:234:ILE:HD12	1:D:234:ILE:O	2.16	0.46
1:D:602:PRO:HD2	1:D:650:ILE:HD13	1.98	0.46
1:E:448:PRO:C	1:E:449:ARG:HG3	2.34	0.46
1:E:552:VAL:HG12	1:E:553:LEU:H	1.79	0.46
1:E:602:PRO:CG	1:E:605:SER:CB	2.73	0.46
1:E:610:ARG:HD3	1:E:620:ASP:OD1	2.15	0.46
1:F:203:HIS:NE2	1:N:203:HIS:NE2	2.31	0.46
1:F:374:PHE:CE2	1:F:595:SER:HB3	2.51	0.46
1:F:439:THR:HG1	1:F:457:ILE:H	1.60	0.46
1:F:540:ILE:HD12	1:F:582:VAL:CG2	2.45	0.46

Continued on next page...

Continued from previous page...

Atom-1	Atom-2	Interatomic distance (Å)	Clash overlap (Å)
1:G:259:ARG:C	1:N:259:ARG:HH12	2.19	0.46
1:G:374:PHE:CE2	1:G:595:SER:HB3	2.51	0.46
1:G:471:ALA:HA	1:G:527:LEU:HA	1.97	0.46
1:H:439:THR:CG2	1:H:457:ILE:CG1	2.91	0.46
1:H:471:ALA:HA	1:H:527:LEU:HA	1.98	0.46
1:H:478:ASP:HB3	1:H:479:LYS:H	1.61	0.46
1:H:565:ILE:HG13	1:H:629:SER:HB2	1.98	0.46
1:I:179:SER:N	1:I:182:GLU:OE2	2.43	0.46
1:I:288:VAL:HG12	1:I:289:ILE:H	1.80	0.46
1:J:353:ARG:NH2	1:J:540:ILE:O	2.49	0.46
1:K:503:ILE:HB	1:K:548:VAL:HG11	1.98	0.46
1:L:447:THR:O	1:L:447:THR:OG1	2.33	0.46
1:M:280:SER:CB	1:M:334:HIS:CG	2.80	0.46
1:M:391:ILE:HD12	1:M:391:ILE:H	1.80	0.46
1:M:488:THR:OG1	1:M:489:THR:N	2.44	0.46
1:N:242:PRO:HG2	1:N:288:VAL:HG21	1.98	0.46
1:N:343:PRO:HG3	1:N:589:HIS:CD2	2.51	0.46
1:N:420:TRP:O	1:N:421:PRO:O	2.32	0.46
1:O:374:PHE:CE2	1:O:595:SER:HB3	2.51	0.46
1:O:602:PRO:C	1:O:604:ASP:H	2.19	0.46
1:P:503:ILE:HB	1:P:548:VAL:HG11	1.98	0.46
1:Q:362:VAL:HB	1:Q:566:PHE:HB2	1.97	0.46
1:Q:404:GLY:CA	1:Q:509:ALA:HA	2.46	0.46
1:Q:460:ASN:CG	1:Q:461:THR:H	2.19	0.46
1:Q:602:PRO:HD2	1:Q:650:ILE:HD13	1.98	0.46
1:Q:602:PRO:C	1:Q:604:ASP:H	2.19	0.46
1:R:352:ASN:HD22	1:R:586:GLN:N	2.05	0.46
1:R:362:VAL:HB	1:R:566:PHE:HB2	1.97	0.46
1:R:374:PHE:CE2	1:R:595:SER:HB3	2.51	0.46
1:R:474:ARG:CB	1:R:523:SER:O	2.63	0.46
1:S:374:PHE:CE2	1:S:595:SER:HB3	2.51	0.46
1:S:474:ARG:CB	1:S:523:SER:O	2.63	0.46
1:S:602:PRO:C	1:S:604:ASP:H	2.19	0.46
1:T:474:ARG:HB2	1:T:524:ASP:CA	2.45	0.46
1:T:530:LEU:HD12	1:T:530:LEU:N	2.30	0.46
1:A:223:GLY:O	1:J:259:ARG:NH2	2.47	0.46
1:A:425:ILE:HD13	1:A:425:ILE:H	1.80	0.46
1:A:474:ARG:CB	1:A:523:SER:O	2.63	0.46
1:B:353:ARG:NH2	1:B:540:ILE:O	2.49	0.46
1:B:404:GLY:CA	1:B:509:ALA:HA	2.46	0.46
1:B:451:TYR:O	1:B:453:SER:N	2.44	0.46

Continued on next page...

Continued from previous page...

Atom-1	Atom-2	Interatomic distance (Å)	Clash overlap (Å)
1:C:192:ALA:O	1:C:197:LEU:HD21	2.16	0.46
1:C:259:ARG:HA	1:S:259:ARG:NH1	2.16	0.46
1:C:451:TYR:O	1:C:453:SER:N	2.44	0.46
1:C:471:ALA:HA	1:C:527:LEU:HA	1.98	0.46
1:D:353:ARG:NH2	1:D:540:ILE:O	2.49	0.46
1:D:530:LEU:HD12	1:D:530:LEU:N	2.30	0.46
1:E:343:PRO:HG3	1:E:589:HIS:CD2	2.51	0.46
1:E:474:ARG:CB	1:E:523:SER:O	2.63	0.46
1:F:344:LYS:O	1:F:345:SER:CB	2.64	0.46
1:F:404:GLY:CA	1:F:509:ALA:HA	2.46	0.46
1:G:343:PRO:HG3	1:G:589:HIS:CD2	2.51	0.46
1:G:602:PRO:HD2	1:G:650:ILE:HD13	1.98	0.46
1:H:288:VAL:HG12	1:H:289:ILE:H	1.80	0.46
1:H:404:GLY:CA	1:H:509:ALA:HA	2.46	0.46
1:H:420:TRP:O	1:H:421:PRO:O	2.32	0.46
1:I:234:ILE:O	1:I:234:ILE:HD12	2.16	0.46
1:I:353:ARG:NH2	1:I:540:ILE:O	2.49	0.46
1:I:540:ILE:HD12	1:I:582:VAL:CG2	2.45	0.46
1:J:469:CYS:CB	1:J:528:ALA:O	2.64	0.46
1:J:471:ALA:HA	1:J:527:LEU:HA	1.97	0.46
1:J:474:ARG:HB2	1:J:524:ASP:CA	2.45	0.46
1:K:273:SER:O	1:N:276:TYR:CE1	2.61	0.46
1:K:374:PHE:CE2	1:K:595:SER:HB3	2.51	0.46
1:K:565:ILE:HG13	1:K:629:SER:HB2	1.98	0.46
1:L:242:PRO:HG2	1:L:288:VAL:HG21	1.98	0.46
1:L:474:ARG:O	1:L:475:ALA:CB	2.63	0.46
1:M:540:ILE:HD12	1:M:582:VAL:CG2	2.45	0.46
1:M:593:GLN:O	1:M:594:LEU:C	2.54	0.46
1:M:602:PRO:HD2	1:M:650:ILE:HD13	1.98	0.46
1:N:565:ILE:HG13	1:N:629:SER:HB2	1.98	0.46
1:O:404:GLY:CA	1:O:509:ALA:HA	2.46	0.46
1:O:565:ILE:HG13	1:O:629:SER:HB2	1.98	0.46
1:P:353:ARG:NH2	1:P:540:ILE:O	2.49	0.46
1:Q:377:ASN:O	1:Q:378:GLN:HB2	2.16	0.46
1:Q:471:ALA:HA	1:Q:527:LEU:HA	1.97	0.46
1:R:297:ASN:ND2	1:R:298:PRO:HD2	2.31	0.46
1:R:324:LEU:HD23	1:R:324:LEU:HA	1.73	0.46
1:R:377:ASN:O	1:R:378:GLN:HB2	2.16	0.46
1:R:540:ILE:HB	1:R:582:VAL:CG2	2.45	0.46
1:R:610:ARG:HD3	1:R:620:ASP:OD1	2.15	0.46
1:S:242:PRO:HG2	1:S:288:VAL:HG21	1.98	0.46

Continued on next page...

Continued from previous page...

Atom-1	Atom-2	Interatomic distance (Å)	Clash overlap (Å)
1:S:448:PRO:C	1:S:449:ARG:HG3	2.34	0.46
1:T:221:ILE:O	1:T:221:ILE:HG13	2.15	0.46
1:T:374:PHE:CE2	1:T:595:SER:HB3	2.51	0.46
1:T:377:ASN:O	1:T:378:GLN:HB2	2.16	0.46
1:T:471:ALA:HA	1:T:527:LEU:HA	1.97	0.46
1:T:602:PRO:HD2	1:T:650:ILE:HD13	1.98	0.46
1:A:288:VAL:HG12	1:A:289:ILE:H	1.80	0.46
1:A:602:PRO:HD2	1:A:650:ILE:HD13	1.98	0.46
1:B:326:LYS:HG2	1:B:327:PRO:N	2.31	0.46
1:B:385:THR:CG2	1:B:386:PRO:HD2	2.45	0.46
1:B:602:PRO:HD2	1:B:650:ILE:HD13	1.98	0.46
1:B:610:ARG:HD3	1:B:620:ASP:OD1	2.15	0.46
1:C:439:THR:CG2	1:C:457:ILE:CD1	2.87	0.46
1:C:474:ARG:HB2	1:C:524:ASP:CA	2.45	0.46
1:C:610:ARG:HD3	1:C:620:ASP:OD1	2.16	0.46
1:D:259:ARG:HH12	1:S:259:ARG:C	2.19	0.46
1:D:346:SER:HB2	1:D:643:LEU:CB	2.42	0.46
1:D:439:THR:HG23	1:D:457:ILE:HG12	1.94	0.46
1:E:346:SER:HB2	1:E:643:LEU:CB	2.42	0.46
1:E:451:TYR:HA	1:E:458:VAL:N	2.31	0.46
1:E:598:ASN:C	1:E:598:ASN:ND2	2.68	0.46
1:F:326:LYS:HG3	1:R:237:PRO:CG	2.34	0.46
1:F:346:SER:HB2	1:F:643:LEU:CB	2.42	0.46
1:F:458:VAL:O	1:F:458:VAL:CG1	2.64	0.46
1:F:602:PRO:C	1:F:604:ASP:H	2.19	0.46
1:F:610:ARG:HH21	1:F:648:MET:HE1	1.80	0.46
1:G:598:ASN:C	1:G:598:ASN:ND2	2.69	0.46
1:H:221:ILE:O	1:H:221:ILE:HG13	2.15	0.46
1:H:353:ARG:NH2	1:H:540:ILE:O	2.49	0.46
1:H:609:TYR:CE1	1:H:647:TYR:HB3	2.49	0.46
1:I:178:TRP:CZ2	1:I:295:LEU:HB2	2.51	0.46
1:I:242:PRO:HG2	1:I:288:VAL:HG21	1.98	0.46
1:I:344:LYS:O	1:I:345:SER:CB	2.64	0.46
1:I:377:ASN:O	1:I:378:GLN:HB2	2.16	0.46
1:I:451:TYR:HA	1:I:458:VAL:N	2.32	0.46
1:I:474:ARG:HB2	1:I:524:ASP:CA	2.46	0.46
1:J:474:ARG:O	1:J:475:ALA:CB	2.63	0.46
1:J:593:GLN:O	1:J:594:LEU:C	2.54	0.46
1:K:252:PRO:HD3	1:N:328:PRO:CD	2.46	0.46
1:K:344:LYS:O	1:K:345:SER:CB	2.64	0.46
1:K:385:THR:CG2	1:K:386:PRO:HD2	2.45	0.46

Continued on next page...

Continued from previous page...

Atom-1	Atom-2	Interatomic distance (Å)	Clash overlap (Å)
1:K:602:PRO:C	1:K:604:ASP:H	2.19	0.46
1:L:178:TRP:CZ2	1:L:295:LEU:HB2	2.51	0.46
1:L:259:ARG:C	1:T:259:ARG:HH12	2.19	0.46
1:L:326:LYS:HG2	1:L:327:PRO:N	2.31	0.46
1:L:424:THR:CG2	1:L:425:ILE:HD13	2.45	0.46
1:N:234:ILE:HD12	1:N:234:ILE:O	2.16	0.46
1:N:602:PRO:HD2	1:N:650:ILE:HD13	1.98	0.46
1:O:377:ASN:O	1:O:378:GLN:HB2	2.16	0.46
1:P:471:ALA:HA	1:P:527:LEU:HA	1.98	0.46
1:P:598:ASN:C	1:P:598:ASN:ND2	2.69	0.46
1:Q:342:ILE:H	1:Q:342:ILE:HD12	1.68	0.46
1:Q:346:SER:CB	1:Q:643:LEU:HB2	2.45	0.46
1:Q:469:CYS:CB	1:Q:528:ALA:O	2.64	0.46
1:Q:474:ARG:HB2	1:Q:524:ASP:CA	2.46	0.46
1:R:343:PRO:HG3	1:R:589:HIS:CD2	2.51	0.46
1:R:503:ILE:HB	1:R:548:VAL:HG11	1.98	0.46
1:R:504:ASN:CB	1:R:505:PRO:CD	2.83	0.46
1:S:602:PRO:HD2	1:S:650:ILE:HD13	1.98	0.46
1:T:343:PRO:HG3	1:T:589:HIS:CD2	2.51	0.46
1:T:503:ILE:HB	1:T:548:VAL:HG11	1.98	0.46
1:A:275:LEU:HG	1:D:275:LEU:HG	1.55	0.45
1:A:593:GLN:O	1:A:594:LEU:C	2.54	0.45
1:B:178:TRP:CZ2	1:B:295:LEU:HB2	2.51	0.45
1:B:348:LEU:CD1	1:B:348:LEU:O	2.65	0.45
1:B:451:TYR:HA	1:B:458:VAL:N	2.32	0.45
1:B:474:ARG:O	1:B:475:ALA:CB	2.63	0.45
1:C:230:LYS:NZ	1:K:220:SER:OG	2.39	0.45
1:C:385:THR:CG2	1:C:386:PRO:HD2	2.45	0.45
1:C:469:CYS:CB	1:C:528:ALA:O	2.65	0.45
1:C:602:PRO:C	1:C:604:ASP:H	2.19	0.45
1:D:178:TRP:CZ2	1:D:295:LEU:HB2	2.51	0.45
1:D:343:PRO:HG3	1:D:589:HIS:CD2	2.51	0.45
1:D:354:TYR:HH	1:D:467:TYR:HE2	1.54	0.45
1:D:631:VAL:HG12	1:D:632:GLY:N	2.30	0.45
1:E:192:ALA:O	1:E:197:LEU:HD21	2.16	0.45
1:E:234:ILE:O	1:E:234:ILE:HD12	2.16	0.45
1:E:353:ARG:NH2	1:E:540:ILE:O	2.49	0.45
1:E:424:THR:HG1	1:E:489:THR:HG23	1.80	0.45
1:E:471:ALA:HA	1:E:527:LEU:HA	1.97	0.45
1:E:530:LEU:HD12	1:E:530:LEU:N	2.30	0.45
1:F:348:LEU:O	1:F:348:LEU:CD1	2.65	0.45

Continued on next page...

Continued from previous page...

Atom-1	Atom-2	Interatomic distance (Å)	Clash overlap (Å)
1:F:353:ARG:NH2	1:F:540:ILE:O	2.49	0.45
1:F:469:CYS:CB	1:F:528:ALA:O	2.65	0.45
1:F:602:PRO:HD2	1:F:650:ILE:HD13	1.98	0.45
1:G:326:LYS:HG2	1:G:327:PRO:N	2.31	0.45
1:G:348:LEU:CD1	1:G:348:LEU:O	2.64	0.45
1:G:424:THR:CG2	1:G:425:ILE:HD13	2.45	0.45
1:G:458:VAL:O	1:G:458:VAL:CG1	2.65	0.45
1:H:259:ARG:C	1:O:259:ARG:HH12	2.19	0.45
1:H:425:ILE:HD13	1:H:425:ILE:H	1.80	0.45
1:H:458:VAL:O	1:H:458:VAL:CG1	2.64	0.45
1:J:297:ASN:ND2	1:J:298:PRO:HD2	2.31	0.45
1:J:391:ILE:HD12	1:J:391:ILE:H	1.80	0.45
1:J:404:GLY:CA	1:J:509:ALA:HA	2.46	0.45
1:K:190:LYS:HE3	1:K:652:LEU:HB3	1.42	0.45
1:K:251:TYR:CD1	1:N:328:PRO:HB2	2.42	0.45
1:K:602:PRO:HD2	1:K:650:ILE:HD13	1.98	0.45
1:L:297:ASN:ND2	1:L:298:PRO:N	2.60	0.45
1:L:398:LYS:N	1:L:403:LEU:CD2	2.76	0.45
1:L:458:VAL:O	1:L:458:VAL:CG1	2.65	0.45
1:L:530:LEU:HD12	1:L:530:LEU:N	2.30	0.45
1:M:344:LYS:O	1:M:345:SER:CB	2.64	0.45
1:N:391:ILE:HD12	1:N:391:ILE:H	1.80	0.45
1:O:178:TRP:CZ2	1:O:295:LEU:HB2	2.51	0.45
1:O:192:ALA:O	1:O:197:LEU:HD21	2.16	0.45
1:O:447:THR:O	1:O:447:THR:OG1	2.33	0.45
1:O:631:VAL:CG1	1:O:632:GLY:N	2.79	0.45
1:P:166:TRP:HA	1:P:169:PHE:HE2	1.78	0.45
1:P:190:LYS:HE3	1:P:652:LEU:HB3	1.42	0.45
1:P:221:ILE:HD11	1:P:258:ALA:C	2.37	0.45
1:P:458:VAL:O	1:P:458:VAL:CG1	2.64	0.45
1:P:474:ARG:HB2	1:P:524:ASP:CA	2.46	0.45
1:P:593:GLN:O	1:P:594:LEU:C	2.54	0.45
1:P:631:VAL:CG1	1:P:632:GLY:N	2.79	0.45
1:Q:221:ILE:HD11	1:Q:258:ALA:C	2.37	0.45
1:Q:374:PHE:CE2	1:Q:595:SER:HB3	2.51	0.45
1:Q:391:ILE:HD12	1:Q:391:ILE:H	1.80	0.45
1:R:404:GLY:HA3	1:R:509:ALA:HA	1.99	0.45
1:R:425:ILE:HD13	1:R:425:ILE:H	1.80	0.45
1:S:234:ILE:HD12	1:S:234:ILE:O	2.16	0.45
1:S:451:TYR:HA	1:S:458:VAL:N	2.31	0.45
1:T:192:ALA:O	1:T:197:LEU:HD21	2.16	0.45

Continued on next page...

Continued from previous page...

Atom-1	Atom-2	Interatomic distance (Å)	Clash overlap (Å)
1:T:297:ASN:ND2	1:T:298:PRO:N	2.60	0.45
1:T:598:ASN:C	1:T:598:ASN:ND2	2.68	0.45
1:A:297:ASN:ND2	1:A:298:PRO:N	2.60	0.45
1:A:404:GLY:CA	1:A:509:ALA:HA	2.46	0.45
1:A:602:PRO:C	1:A:604:ASP:H	2.19	0.45
1:B:230:LYS:NZ	1:Q:220:SER:OG	2.39	0.45
1:B:242:PRO:HG2	1:B:288:VAL:HG21	1.98	0.45
1:B:377:ASN:O	1:B:378:GLN:HB2	2.16	0.45
1:C:259:ARG:HH12	1:K:259:ARG:C	2.19	0.45
1:C:326:LYS:HG2	1:C:327:PRO:N	2.31	0.45
1:D:391:ILE:HD12	1:D:391:ILE:H	1.80	0.45
1:D:451:TYR:HA	1:D:458:VAL:N	2.31	0.45
1:D:610:ARG:HD3	1:D:620:ASP:OD1	2.15	0.45
1:D:631:VAL:CG1	1:D:632:GLY:N	2.80	0.45
1:E:362:VAL:HB	1:E:566:PHE:HB2	1.97	0.45
1:E:439:THR:CG2	1:E:457:ILE:CD1	2.87	0.45
1:E:447:THR:O	1:E:447:THR:OG1	2.33	0.45
1:E:484:THR:CG2	1:E:485:ALA:H	2.27	0.45
1:E:540:ILE:HD12	1:E:582:VAL:CG2	2.45	0.45
1:E:577:ILE:O	1:E:578:ARG:CG	2.57	0.45
1:E:602:PRO:HD2	1:E:650:ILE:HD13	1.98	0.45
1:F:343:PRO:HG3	1:F:589:HIS:CD2	2.51	0.45
1:F:348:LEU:CG	1:N:387:ARG:HH12	2.29	0.45
1:F:439:THR:CG2	1:F:457:ILE:CG1	2.91	0.45
1:F:593:GLN:O	1:F:594:LEU:C	2.54	0.45
1:G:192:ALA:O	1:G:197:LEU:HD21	2.16	0.45
1:G:301:ASN:HB3	1:G:302:ASP:H	1.51	0.45
1:G:353:ARG:NH2	1:G:540:ILE:O	2.49	0.45
1:G:474:ARG:CB	1:G:523:SER:O	2.63	0.45
1:G:503:ILE:HB	1:G:548:VAL:HG11	1.98	0.45
1:H:192:ALA:O	1:H:197:LEU:HD21	2.16	0.45
1:H:404:GLY:HA3	1:H:509:ALA:HA	1.99	0.45
1:I:171:SER:O	1:I:314:THR:N	2.43	0.45
1:I:471:ALA:HA	1:I:527:LEU:HA	1.97	0.45
1:I:602:PRO:HD2	1:I:650:ILE:HD13	1.98	0.45
1:I:610:ARG:HD3	1:I:620:ASP:OD1	2.15	0.45
1:I:631:VAL:HG12	1:I:632:GLY:N	2.30	0.45
1:J:342:ILE:HD13	1:J:609:TYR:CD2	2.51	0.45
1:J:565:ILE:HG13	1:J:629:SER:HB2	1.98	0.45
1:J:618:TRP:NE1	1:J:660:ASN:HB2	2.30	0.45
1:L:344:LYS:O	1:L:345:SER:CB	2.64	0.45

Continued on next page...

Continued from previous page...

Atom-1	Atom-2	Interatomic distance (Å)	Clash overlap (Å)
1:L:404:GLY:CA	1:L:509:ALA:HA	2.46	0.45
1:L:469:CYS:CB	1:L:528:ALA:O	2.64	0.45
1:L:598:ASN:C	1:L:598:ASN:ND2	2.69	0.45
1:M:450:GLU:O	1:M:451:TYR:CB	2.57	0.45
1:M:451:TYR:HA	1:M:458:VAL:N	2.31	0.45
1:N:451:TYR:HA	1:N:458:VAL:N	2.31	0.45
1:N:460:ASN:CG	1:N:461:THR:H	2.19	0.45
1:N:631:VAL:CG1	1:N:632:GLY:N	2.80	0.45
1:O:242:PRO:HG2	1:O:288:VAL:HG21	1.98	0.45
1:O:346:SER:CB	1:O:643:LEU:HB2	2.45	0.45
1:O:403:LEU:HG	1:O:514:ASN:HD21	1.82	0.45
1:O:448:PRO:C	1:O:449:ARG:HG3	2.34	0.45
1:O:469:CYS:CB	1:O:528:ALA:O	2.65	0.45
1:P:192:ALA:O	1:P:197:LEU:HD21	2.16	0.45
1:R:404:GLY:CA	1:R:509:ALA:HA	2.46	0.45
1:R:424:THR:HG1	1:R:489:THR:HG23	1.79	0.45
1:R:451:TYR:HA	1:R:458:VAL:N	2.32	0.45
1:S:344:LYS:O	1:S:345:SER:CB	2.64	0.45
1:T:404:GLY:CA	1:T:509:ALA:HA	2.46	0.45
1:A:374:PHE:CE2	1:A:595:SER:HB3	2.51	0.45
1:A:471:ALA:HA	1:A:527:LEU:HA	1.98	0.45
1:B:192:ALA:O	1:B:197:LEU:HD21	2.16	0.45
1:B:343:PRO:HG3	1:B:589:HIS:CD2	2.51	0.45
1:B:348:LEU:CG	1:D:387:ARG:HH12	2.29	0.45
1:B:361:PHE:HE1	1:B:619:PHE:HZ	1.63	0.45
1:B:469:CYS:CB	1:B:528:ALA:O	2.64	0.45
1:C:171:SER:O	1:C:314:THR:N	2.43	0.45
1:C:391:ILE:HD12	1:C:391:ILE:H	1.80	0.45
1:C:403:LEU:HG	1:C:514:ASN:HD21	1.82	0.45
1:C:404:GLY:CA	1:C:509:ALA:HA	2.46	0.45
1:C:484:THR:CG2	1:C:485:ALA:H	2.27	0.45
1:C:631:VAL:HG12	1:C:632:GLY:N	2.30	0.45
1:D:280:SER:CB	1:D:334:HIS:CG	2.80	0.45
1:D:374:PHE:CE2	1:D:595:SER:HB3	2.51	0.45
1:D:451:TYR:H	1:D:458:VAL:CB	2.16	0.45
1:D:484:THR:CG2	1:D:485:ALA:H	2.27	0.45
1:D:503:ILE:HB	1:D:548:VAL:HG11	1.98	0.45
1:E:221:ILE:HD11	1:E:258:ALA:C	2.37	0.45
1:E:404:GLY:HA3	1:E:509:ALA:HA	1.98	0.45
1:E:416:ILE:CG1	1:E:503:ILE:CD1	2.88	0.45
1:E:469:CYS:CB	1:E:528:ALA:O	2.65	0.45

Continued on next page...

Continued from previous page...

Atom-1	Atom-2	Interatomic distance (Å)	Clash overlap (Å)
1:G:403:LEU:HG	1:G:514:ASN:HD21	1.82	0.45
1:G:565:ILE:HG13	1:G:629:SER:HB2	1.98	0.45
1:G:610:ARG:HD3	1:G:620:ASP:OD1	2.15	0.45
1:H:348:LEU:CD1	1:H:348:LEU:O	2.64	0.45
1:H:474:ARG:O	1:H:475:ALA:CB	2.63	0.45
1:I:259:ARG:HH12	1:M:259:ARG:C	2.19	0.45
1:I:391:ILE:HD12	1:I:391:ILE:H	1.80	0.45
1:I:631:VAL:CG1	1:I:632:GLY:N	2.80	0.45
1:K:178:TRP:CZ2	1:K:295:LEU:HB2	2.51	0.45
1:K:447:THR:O	1:K:447:THR:OG1	2.33	0.45
1:K:451:TYR:HA	1:K:458:VAL:N	2.31	0.45
1:K:458:VAL:O	1:K:458:VAL:CG1	2.64	0.45
1:L:368:PHE:HD1	1:L:547:VAL:HG21	1.82	0.45
1:M:259:ARG:HH12	1:R:259:ARG:C	2.19	0.45
1:M:377:ASN:O	1:M:378:GLN:HB2	2.16	0.45
1:M:404:GLY:CA	1:M:509:ALA:HA	2.46	0.45
1:M:631:VAL:HG12	1:M:632:GLY:N	2.30	0.45
1:M:631:VAL:CG1	1:M:632:GLY:N	2.80	0.45
1:N:439:THR:CG2	1:N:457:ILE:CD1	2.87	0.45
1:N:469:CYS:CB	1:N:528:ALA:O	2.64	0.45
1:O:484:THR:CG2	1:O:485:ALA:H	2.27	0.45
1:O:503:ILE:HB	1:O:548:VAL:HG11	1.98	0.45
1:O:602:PRO:HD2	1:O:650:ILE:HD13	1.98	0.45
1:P:326:LYS:HG2	1:P:327:PRO:N	2.31	0.45
1:Q:458:VAL:O	1:Q:458:VAL:CG1	2.64	0.45
1:R:451:TYR:H	1:R:458:VAL:CB	2.16	0.45
1:S:328:PRO:HB2	1:T:251:TYR:CD1	2.42	0.45
1:S:368:PHE:HD1	1:S:547:VAL:HG21	1.82	0.45
1:S:404:GLY:HA3	1:S:509:ALA:HA	1.99	0.45
1:T:353:ARG:NH2	1:T:540:ILE:O	2.49	0.45
1:T:469:CYS:CB	1:T:528:ALA:O	2.64	0.45
1:A:229:GLY:C	1:B:222:SER:HG	2.18	0.45
1:A:361:PHE:HE1	1:A:619:PHE:HZ	1.63	0.45
1:A:386:PRO:O	1:A:588:LEU:HD21	2.17	0.45
1:A:404:GLY:HA3	1:A:509:ALA:HA	1.99	0.45
1:B:221:ILE:O	1:B:221:ILE:HG13	2.15	0.45
1:B:234:ILE:HD12	1:B:234:ILE:O	2.16	0.45
1:B:252:PRO:HD3	1:R:328:PRO:CD	2.47	0.45
1:C:374:PHE:CE2	1:C:595:SER:HB3	2.51	0.45
1:C:593:GLN:O	1:C:594:LEU:C	2.54	0.45
1:C:618:TRP:NE1	1:C:660:ASN:HB2	2.30	0.45

Continued on next page...

Continued from previous page...

Atom-1	Atom-2	Interatomic distance (Å)	Clash overlap (Å)
1:D:404:GLY:CA	1:D:509:ALA:HA	2.46	0.45
1:G:342:ILE:H	1:G:342:ILE:HD12	1.68	0.45
1:G:344:LYS:O	1:G:345:SER:CB	2.64	0.45
1:G:631:VAL:HG12	1:G:632:GLY:N	2.30	0.45
1:I:386:PRO:O	1:I:588:LEU:HD21	2.17	0.45
1:I:403:LEU:HG	1:I:514:ASN:HD21	1.82	0.45
1:J:326:LYS:HG2	1:J:327:PRO:N	2.31	0.45
1:J:361:PHE:HE1	1:J:619:PHE:HZ	1.63	0.45
1:J:403:LEU:HG	1:J:514:ASN:HD21	1.82	0.45
1:J:552:VAL:HG12	1:J:553:LEU:H	1.79	0.45
1:J:631:VAL:CG1	1:J:632:GLY:N	2.80	0.45
1:K:471:ALA:HA	1:K:527:LEU:HA	1.98	0.45
1:K:610:ARG:HD3	1:K:620:ASP:OD1	2.15	0.45
1:L:234:ILE:O	1:L:234:ILE:HD12	2.16	0.45
1:L:593:GLN:O	1:L:594:LEU:C	2.54	0.45
1:L:631:VAL:HG12	1:L:632:GLY:N	2.30	0.45
1:M:348:LEU:CD1	1:M:348:LEU:O	2.64	0.45
1:M:447:THR:O	1:M:447:THR:OG1	2.33	0.45
1:M:610:ARG:HD3	1:M:620:ASP:OD1	2.15	0.45
1:N:326:LYS:HG2	1:N:327:PRO:N	2.31	0.45
1:N:350:ILE:CA	1:N:357:ASP:HA	2.44	0.45
1:N:404:GLY:CA	1:N:509:ALA:HA	2.46	0.45
1:O:348:LEU:CD1	1:O:348:LEU:O	2.64	0.45
1:P:610:ARG:HD3	1:P:620:ASP:OD1	2.16	0.45
1:Q:234:ILE:O	1:Q:234:ILE:HD12	2.16	0.45
1:R:192:ALA:O	1:R:197:LEU:HD21	2.16	0.45
1:S:178:TRP:CZ2	1:S:295:LEU:HB2	2.51	0.45
1:S:385:THR:CG2	1:S:386:PRO:HD2	2.45	0.45
1:S:391:ILE:HD12	1:S:391:ILE:H	1.80	0.45
1:S:458:VAL:O	1:S:458:VAL:CG1	2.64	0.45
1:T:350:ILE:CA	1:T:357:ASP:HA	2.44	0.45
1:T:368:PHE:HD1	1:T:547:VAL:HG21	1.82	0.45
1:A:353:ARG:NH2	1:A:540:ILE:O	2.49	0.45
1:A:377:ASN:O	1:A:378:GLN:HB2	2.16	0.45
1:A:631:VAL:CG1	1:A:632:GLY:N	2.80	0.45
1:B:221:ILE:HD11	1:B:258:ALA:C	2.37	0.45
1:B:324:LEU:HD23	1:B:324:LEU:HA	1.73	0.45
1:B:610:ARG:HH21	1:B:648:MET:HE1	1.82	0.45
1:C:260:GLN:HG3	1:K:261:VAL:CG1	2.47	0.45
1:D:221:ILE:HD11	1:D:258:ALA:C	2.37	0.45
1:D:280:SER:HB2	1:D:334:HIS:CE1	2.52	0.45

Continued on next page...

Continued from previous page...

Atom-1	Atom-2	Interatomic distance (Å)	Clash overlap (Å)
1:D:377:ASN:O	1:D:378:GLN:HB2	2.16	0.45
1:D:386:PRO:O	1:D:588:LEU:HD21	2.17	0.45
1:D:458:VAL:O	1:D:458:VAL:CG1	2.64	0.45
1:D:474:ARG:CB	1:D:523:SER:O	2.63	0.45
1:D:510:VAL:CG1	1:D:511:PHE:N	2.45	0.45
1:E:374:PHE:CE2	1:E:595:SER:HB3	2.51	0.45
1:E:460:ASN:CG	1:E:461:THR:H	2.19	0.45
1:E:602:PRO:C	1:E:604:ASP:H	2.19	0.45
1:F:368:PHE:HD1	1:F:547:VAL:HG21	1.82	0.45
1:F:478:ASP:HB3	1:F:479:LYS:H	1.61	0.45
1:G:377:ASN:O	1:G:378:GLN:HB2	2.16	0.45
1:G:439:THR:CG2	1:G:457:ILE:CG1	2.91	0.45
1:G:460:ASN:CG	1:G:461:THR:H	2.18	0.45
1:H:610:ARG:HD3	1:H:620:ASP:OD1	2.15	0.45
1:J:178:TRP:CZ2	1:J:295:LEU:HB2	2.51	0.45
1:K:377:ASN:O	1:K:378:GLN:HB2	2.16	0.45
1:K:404:GLY:CA	1:K:509:ALA:HA	2.46	0.45
1:K:471:ALA:HB2	1:K:527:LEU:CB	2.39	0.45
1:M:237:PRO:CG	1:Q:327:PRO:CD	2.54	0.45
1:M:297:ASN:ND2	1:M:298:PRO:N	2.60	0.45
1:N:280:SER:HB2	1:N:334:HIS:CE1	2.52	0.45
1:O:221:ILE:HD11	1:O:258:ALA:C	2.37	0.45
1:O:343:PRO:HG3	1:O:589:HIS:CD2	2.51	0.45
1:O:451:TYR:HA	1:O:458:VAL:N	2.32	0.45
1:O:458:VAL:O	1:O:458:VAL:CG1	2.64	0.45
1:O:504:ASN:CB	1:O:505:PRO:CD	2.83	0.45
1:O:593:GLN:O	1:O:594:LEU:C	2.54	0.45
1:P:386:PRO:O	1:P:588:LEU:HD21	2.17	0.45
1:P:404:GLY:CA	1:P:509:ALA:HA	2.46	0.45
1:Q:176:VAL:CG1	1:Q:177:ASN:N	2.80	0.45
1:Q:192:ALA:O	1:Q:197:LEU:HD21	2.16	0.45
1:Q:201:LEU:HD22	1:Q:320:PHE:CE2	2.43	0.45
1:Q:242:PRO:HG2	1:Q:288:VAL:HG21	1.98	0.45
1:Q:348:LEU:CD1	1:Q:348:LEU:O	2.64	0.45
1:R:353:ARG:NH2	1:R:540:ILE:O	2.49	0.45
1:R:448:PRO:C	1:R:449:ARG:HG3	2.34	0.45
1:R:540:ILE:HD12	1:R:582:VAL:CG2	2.45	0.45
1:S:343:PRO:HG3	1:S:589:HIS:CD2	2.51	0.45
1:S:348:LEU:CD1	1:S:348:LEU:O	2.65	0.45
1:S:618:TRP:NE1	1:S:660:ASN:HB2	2.30	0.45
1:T:178:TRP:CZ2	1:T:295:LEU:HB2	2.51	0.45

Continued on next page...

Continued from previous page...

Atom-1	Atom-2	Interatomic distance (Å)	Clash overlap (Å)
1:T:348:LEU:CD1	1:T:348:LEU:O	2.64	0.45
1:T:403:LEU:HG	1:T:514:ASN:HD21	1.82	0.45
1:A:192:ALA:O	1:A:197:LEU:HD21	2.16	0.45
1:A:252:PRO:HD3	1:D:328:PRO:CD	2.47	0.45
1:A:348:LEU:CG	1:E:387:ARG:HH12	2.30	0.45
1:B:300:ALA:O	1:B:301:ASN:CB	2.65	0.45
1:B:348:LEU:HD21	1:D:387:ARG:HH22	1.69	0.45
1:B:368:PHE:HD1	1:B:547:VAL:HG21	1.82	0.45
1:B:471:ALA:HA	1:B:527:LEU:HA	1.97	0.45
1:B:565:ILE:HG13	1:B:629:SER:HB2	1.98	0.45
1:C:199:PRO:HG2	1:C:200:TYR:H	1.80	0.45
1:C:251:TYR:CD1	1:C:252:PRO:HD2	2.52	0.45
1:C:344:LYS:O	1:C:345:SER:CB	2.64	0.45
1:C:348:LEU:CD1	1:C:348:LEU:O	2.65	0.45
1:D:280:SER:OG	1:D:334:HIS:CD2	2.42	0.45
1:D:346:SER:CB	1:D:643:LEU:HB2	2.45	0.45
1:E:403:LEU:HG	1:E:514:ASN:HD21	1.82	0.45
1:F:221:ILE:O	1:F:221:ILE:HG13	2.15	0.45
1:G:297:ASN:ND2	1:G:298:PRO:N	2.60	0.45
1:G:631:VAL:CG1	1:G:632:GLY:N	2.80	0.45
1:H:631:VAL:CG1	1:H:632:GLY:N	2.79	0.45
1:K:192:ALA:O	1:K:197:LEU:HD21	2.16	0.45
1:K:221:ILE:O	1:K:221:ILE:HG13	2.15	0.45
1:L:221:ILE:HD11	1:L:258:ALA:C	2.37	0.45
1:L:343:PRO:HG3	1:L:589:HIS:CD2	2.51	0.45
1:L:348:LEU:CG	1:S:387:ARG:HH12	2.30	0.45
1:L:374:PHE:CE2	1:L:595:SER:HB3	2.51	0.45
1:L:377:ASN:O	1:L:378:GLN:HB2	2.16	0.45
1:M:288:VAL:HG12	1:M:289:ILE:H	1.80	0.45
1:N:403:LEU:HG	1:N:514:ASN:HD21	1.82	0.45
1:N:404:GLY:HA3	1:N:509:ALA:HA	1.99	0.45
1:O:353:ARG:NH2	1:O:540:ILE:O	2.49	0.45
1:O:361:PHE:HE1	1:O:619:PHE:HZ	1.63	0.45
1:O:404:GLY:HA3	1:O:509:ALA:HA	1.99	0.45
1:P:348:LEU:CD1	1:P:348:LEU:O	2.64	0.45
1:P:631:VAL:HG12	1:P:632:GLY:N	2.30	0.45
1:Q:348:LEU:CG	1:R:387:ARG:HH12	2.30	0.45
1:Q:610:ARG:HD3	1:Q:620:ASP:OD1	2.15	0.45
1:Q:631:VAL:HG12	1:Q:632:GLY:N	2.30	0.45
1:R:234:ILE:HD12	1:R:234:ILE:O	2.16	0.45
1:R:458:VAL:O	1:R:458:VAL:CG1	2.64	0.45

Continued on next page...

Continued from previous page...

Atom-1	Atom-2	Interatomic distance (Å)	Clash overlap (Å)
1:R:484:THR:CG2	1:R:485:ALA:H	2.27	0.45
1:R:602:PRO:HD2	1:R:650:ILE:HD13	1.98	0.45
1:S:326:LYS:HG2	1:S:327:PRO:N	2.31	0.45
1:S:404:GLY:CA	1:S:509:ALA:HA	2.46	0.45
1:S:565:ILE:HG13	1:S:629:SER:HB2	1.98	0.45
1:T:221:ILE:HD11	1:T:258:ALA:C	2.37	0.45
1:A:348:LEU:CD1	1:A:348:LEU:O	2.64	0.45
1:B:260:GLN:HG3	1:Q:261:VAL:CG1	2.47	0.45
1:C:221:ILE:HD11	1:C:258:ALA:C	2.37	0.45
1:C:386:PRO:O	1:C:588:LEU:HD21	2.17	0.45
1:D:171:SER:O	1:D:314:THR:N	2.43	0.45
1:D:237:PRO:CD	1:L:327:PRO:HG2	2.32	0.45
1:D:242:PRO:HG2	1:D:288:VAL:HG21	1.98	0.45
1:D:252:PRO:HD3	1:L:328:PRO:HD2	1.90	0.45
1:D:469:CYS:CB	1:D:528:ALA:O	2.64	0.45
1:D:508:ILE:N	1:D:508:ILE:CD1	2.78	0.45
1:E:348:LEU:CD1	1:E:348:LEU:O	2.65	0.45
1:E:386:PRO:O	1:E:588:LEU:HD21	2.17	0.45
1:E:458:VAL:O	1:E:458:VAL:CG1	2.64	0.45
1:E:503:ILE:HB	1:E:548:VAL:HG11	1.98	0.45
1:F:259:ARG:C	1:K:259:ARG:HH12	2.19	0.45
1:F:297:ASN:ND2	1:F:298:PRO:HD2	2.31	0.45
1:F:377:ASN:O	1:F:378:GLN:HB2	2.16	0.45
1:F:457:ILE:HD12	1:F:460:ASN:OD1	2.17	0.45
1:F:565:ILE:HG13	1:F:629:SER:HB2	1.98	0.45
1:F:631:VAL:HG12	1:F:632:GLY:N	2.30	0.45
1:G:297:ASN:ND2	1:G:298:PRO:HD2	2.31	0.45
1:H:260:GLN:HG3	1:T:261:VAL:CG1	2.47	0.45
1:H:332:LEU:CD2	1:H:334:HIS:H	2.26	0.45
1:I:346:SER:CB	1:I:643:LEU:HB2	2.45	0.45
1:I:368:PHE:HD1	1:I:547:VAL:HG21	1.82	0.45
1:I:431:PRO:CD	1:I:495:ASN:O	2.65	0.45
1:I:530:LEU:HD12	1:I:530:LEU:N	2.30	0.45
1:J:348:LEU:O	1:J:348:LEU:CD1	2.65	0.45
1:J:451:TYR:HA	1:J:458:VAL:N	2.32	0.45
1:K:166:TRP:C	1:K:168:ALA:N	2.70	0.45
1:K:348:LEU:CD1	1:K:348:LEU:O	2.64	0.45
1:L:348:LEU:CD1	1:L:348:LEU:O	2.64	0.45
1:L:403:LEU:HG	1:L:514:ASN:HD21	1.82	0.45
1:L:602:PRO:HD2	1:L:650:ILE:HD13	1.98	0.45
1:M:386:PRO:O	1:M:588:LEU:HD21	2.17	0.45

Continued on next page...

Continued from previous page...

Atom-1	Atom-2	Interatomic distance (Å)	Clash overlap (Å)
1:M:458:VAL:O	1:M:458:VAL:CG1	2.64	0.45
1:N:300:ALA:O	1:N:301:ASN:CB	2.65	0.45
1:N:353:ARG:NH2	1:N:540:ILE:O	2.49	0.45
1:N:368:PHE:HD1	1:N:547:VAL:HG21	1.82	0.45
1:O:540:ILE:HD12	1:O:582:VAL:CG2	2.45	0.45
1:P:391:ILE:HD12	1:P:391:ILE:H	1.80	0.45
1:P:469:CYS:CB	1:P:528:ALA:O	2.64	0.45
1:Q:297:ASN:ND2	1:Q:298:PRO:HD2	2.31	0.45
1:Q:297:ASN:ND2	1:Q:298:PRO:N	2.60	0.45
1:Q:343:PRO:HG3	1:Q:589:HIS:CD2	2.51	0.45
1:Q:431:PRO:CD	1:Q:495:ASN:O	2.65	0.45
1:R:178:TRP:CZ2	1:R:295:LEU:HB2	2.51	0.45
1:R:368:PHE:HD1	1:R:547:VAL:HG21	1.82	0.45
1:R:386:PRO:O	1:R:588:LEU:HD21	2.17	0.45
1:S:192:ALA:O	1:S:197:LEU:HD21	2.16	0.45
1:S:431:PRO:CD	1:S:495:ASN:O	2.65	0.45
1:T:404:GLY:HA3	1:T:509:ALA:HA	1.99	0.45
1:T:451:TYR:HA	1:T:458:VAL:N	2.32	0.45
1:T:593:GLN:O	1:T:594:LEU:C	2.54	0.45
1:A:260:GLN:HG3	1:B:261:VAL:CG1	2.47	0.45
1:A:326:LYS:HG2	1:A:327:PRO:N	2.31	0.45
1:B:176:VAL:CG1	1:B:177:ASN:N	2.80	0.45
1:C:404:GLY:HA3	1:C:509:ALA:HA	1.99	0.45
1:C:451:TYR:HA	1:C:458:VAL:N	2.31	0.45
1:C:602:PRO:HD2	1:C:650:ILE:HD13	1.98	0.45
1:D:192:ALA:O	1:D:197:LEU:HD21	2.16	0.45
1:D:479:LYS:HE3	1:D:516:VAL:HB	1.99	0.45
1:E:259:ARG:HH12	1:O:259:ARG:C	2.19	0.45
1:E:297:ASN:ND2	1:E:298:PRO:HD2	2.31	0.45
1:G:386:PRO:O	1:G:588:LEU:HD21	2.17	0.45
1:H:374:PHE:CE2	1:H:595:SER:HB3	2.51	0.45
1:I:221:ILE:HD11	1:I:258:ALA:C	2.37	0.45
1:I:348:LEU:CD1	1:I:348:LEU:O	2.64	0.45
1:I:404:GLY:CA	1:I:509:ALA:HA	2.46	0.45
1:I:605:SER:HB2	1:I:650:ILE:HG21	1.99	0.45
1:I:605:SER:CB	1:I:650:ILE:HG23	2.27	0.45
1:J:166:TRP:C	1:J:168:ALA:N	2.70	0.45
1:J:176:VAL:CG1	1:J:177:ASN:N	2.80	0.45
1:J:344:LYS:O	1:J:345:SER:CB	2.64	0.45
1:J:386:PRO:O	1:J:588:LEU:HD21	2.17	0.45
1:J:404:GLY:HA3	1:J:509:ALA:HA	1.99	0.45

Continued on next page...

Continued from previous page...

Atom-1	Atom-2	Interatomic distance (Å)	Clash overlap (Å)
1:J:598:ASN:C	1:J:598:ASN:ND2	2.69	0.45
1:K:352:ASN:HD22	1:K:586:GLN:N	2.05	0.45
1:L:166:TRP:C	1:L:168:ALA:N	2.71	0.45
1:L:179:SER:N	1:L:182:GLU:OE2	2.43	0.45
1:L:300:ALA:O	1:L:301:ASN:CB	2.65	0.45
1:L:387:ARG:HH12	1:S:348:LEU:CG	2.30	0.45
1:L:431:PRO:CD	1:L:495:ASN:O	2.65	0.45
1:L:631:VAL:CG1	1:L:632:GLY:N	2.80	0.45
1:M:166:TRP:C	1:M:168:ALA:N	2.70	0.45
1:M:251:TYR:HD1	1:Q:328:PRO:C	1.60	0.45
1:M:343:PRO:HG3	1:M:589:HIS:CD2	2.51	0.45
1:M:353:ARG:NH2	1:M:540:ILE:O	2.49	0.45
1:M:439:THR:CG2	1:M:457:ILE:CG1	2.91	0.45
1:N:332:LEU:CD2	1:N:334:HIS:H	2.26	0.45
1:N:431:PRO:CD	1:N:495:ASN:O	2.65	0.45
1:N:458:VAL:O	1:N:458:VAL:CG1	2.64	0.45
1:N:503:ILE:HB	1:N:548:VAL:HG11	1.98	0.45
1:O:368:PHE:HD1	1:O:547:VAL:HG21	1.82	0.45
1:P:176:VAL:CG1	1:P:177:ASN:N	2.80	0.45
1:P:404:GLY:HA3	1:P:509:ALA:HA	1.99	0.45
1:Q:386:PRO:O	1:Q:588:LEU:HD21	2.17	0.45
1:Q:451:TYR:HA	1:Q:458:VAL:N	2.32	0.45
1:Q:565:ILE:HG13	1:Q:629:SER:HB2	1.98	0.45
1:Q:631:VAL:CG1	1:Q:632:GLY:N	2.80	0.45
1:R:478:ASP:HB3	1:R:479:LYS:H	1.61	0.45
1:S:353:ARG:NH2	1:S:540:ILE:O	2.49	0.45
1:S:403:LEU:HG	1:S:514:ASN:HD21	1.82	0.45
1:S:503:ILE:HB	1:S:548:VAL:HG11	1.98	0.45
1:T:324:LEU:HD23	1:T:324:LEU:HA	1.72	0.45
1:T:458:VAL:O	1:T:458:VAL:CG1	2.64	0.45
1:T:460:ASN:CG	1:T:461:THR:H	2.19	0.45
1:A:221:ILE:HD11	1:A:258:ALA:C	2.37	0.45
1:A:343:PRO:HG3	1:A:589:HIS:CD2	2.51	0.45
1:B:350:ILE:CA	1:B:357:ASP:HA	2.43	0.45
1:B:424:THR:CG2	1:B:425:ILE:HD13	2.45	0.45
1:C:605:SER:HB2	1:C:650:ILE:HG21	1.99	0.45
1:D:261:VAL:CG1	1:F:260:GLN:HG3	2.47	0.45
1:D:297:ASN:ND2	1:D:298:PRO:HD2	2.31	0.45
1:D:348:LEU:CD1	1:D:348:LEU:O	2.64	0.45
1:E:176:VAL:CG1	1:E:177:ASN:N	2.80	0.45
1:E:404:GLY:CA	1:E:509:ALA:HA	2.46	0.45

Continued on next page...

Continued from previous page...

Atom-1	Atom-2	Interatomic distance (Å)	Clash overlap (Å)
1:E:431:PRO:CD	1:E:495:ASN:O	2.65	0.45
1:F:192:ALA:O	1:F:197:LEU:HD21	2.16	0.45
1:G:404:GLY:CA	1:G:509:ALA:HA	2.46	0.45
1:G:469:CYS:CB	1:G:528:ALA:O	2.64	0.45
1:H:297:ASN:ND2	1:H:298:PRO:HD2	2.31	0.45
1:I:166:TRP:C	1:I:168:ALA:N	2.70	0.45
1:I:297:ASN:ND2	1:I:298:PRO:HD2	2.31	0.45
1:I:479:LYS:HE3	1:I:516:VAL:HB	1.99	0.45
1:I:593:GLN:O	1:I:594:LEU:C	2.54	0.45
1:J:343:PRO:HG3	1:J:589:HIS:CD2	2.51	0.45
1:K:439:THR:HG1	1:K:457:ILE:CG1	2.28	0.45
1:L:565:ILE:HG13	1:L:629:SER:HB2	1.98	0.45
1:M:274:THR:C	1:Q:275:LEU:CD1	2.66	0.45
1:M:326:LYS:HG2	1:M:327:PRO:N	2.31	0.45
1:M:469:CYS:CB	1:M:528:ALA:O	2.64	0.45
1:M:605:SER:HB2	1:M:650:ILE:HG21	1.99	0.45
1:N:374:PHE:CE2	1:N:595:SER:HB3	2.51	0.45
1:N:474:ARG:HB2	1:N:524:ASP:CA	2.45	0.45
1:N:479:LYS:HE3	1:N:516:VAL:HB	1.99	0.45
1:N:593:GLN:O	1:N:594:LEU:C	2.54	0.45
1:O:457:ILE:HD12	1:O:460:ASN:OD1	2.17	0.45
1:O:471:ALA:HA	1:O:527:LEU:HA	1.98	0.45
1:P:327:PRO:HA	1:P:328:PRO:HD3	1.89	0.45
1:P:605:SER:HB2	1:P:650:ILE:HG21	1.99	0.45
1:R:565:ILE:HG13	1:R:629:SER:HB2	1.98	0.45
1:R:602:PRO:CG	1:R:605:SER:CB	2.73	0.45
1:T:361:PHE:HE1	1:T:619:PHE:HZ	1.63	0.45
1:T:451:TYR:O	1:T:453:SER:N	2.44	0.45
1:A:458:VAL:O	1:A:458:VAL:CG1	2.64	0.45
1:D:457:ILE:HD12	1:D:460:ASN:OD1	2.17	0.45
1:D:593:GLN:O	1:D:594:LEU:C	2.54	0.45
1:E:478:ASP:HB3	1:E:479:LYS:H	1.61	0.45
1:F:251:TYR:CD1	1:F:252:PRO:HD2	2.52	0.45
1:F:346:SER:CB	1:F:643:LEU:HB2	2.45	0.45
1:F:403:LEU:HG	1:F:514:ASN:HD21	1.82	0.45
1:G:404:GLY:HA3	1:G:509:ALA:HA	1.99	0.45
1:G:457:ILE:HD12	1:G:460:ASN:OD1	2.17	0.45
1:H:242:PRO:HG2	1:H:288:VAL:HG21	1.98	0.45
1:H:361:PHE:HE1	1:H:619:PHE:HZ	1.63	0.45
1:H:386:PRO:O	1:H:588:LEU:HD21	2.17	0.45
1:H:424:THR:HG1	1:H:489:THR:HG23	1.78	0.45

Continued on next page...

Continued from previous page...

Atom-1	Atom-2	Interatomic distance (Å)	Clash overlap (Å)
1:H:593:GLN:O	1:H:594:LEU:C	2.54	0.45
1:I:343:PRO:HG3	1:I:589:HIS:CD2	2.51	0.45
1:I:404:GLY:HA3	1:I:509:ALA:HA	1.99	0.45
1:I:458:VAL:O	1:I:458:VAL:CG1	2.64	0.45
1:J:192:ALA:O	1:J:197:LEU:HD21	2.16	0.45
1:J:261:VAL:CG1	1:P:260:GLN:HG3	2.47	0.45
1:J:368:PHE:HD1	1:J:547:VAL:HG21	1.82	0.45
1:J:447:THR:O	1:J:447:THR:OG1	2.33	0.45
1:K:176:VAL:CG1	1:K:177:ASN:N	2.80	0.45
1:K:221:ILE:HD11	1:K:258:ALA:C	2.37	0.45
1:K:242:PRO:HG2	1:K:288:VAL:HG21	1.98	0.45
1:K:251:TYR:CD1	1:K:252:PRO:HD2	2.52	0.45
1:K:479:LYS:HE3	1:K:516:VAL:HB	1.99	0.45
1:K:540:ILE:HD12	1:K:582:VAL:CG2	2.45	0.45
1:K:605:SER:HB2	1:K:650:ILE:HG21	1.99	0.45
1:K:631:VAL:CG1	1:K:632:GLY:N	2.80	0.45
1:L:353:ARG:NH2	1:L:540:ILE:O	2.49	0.45
1:L:386:PRO:O	1:L:588:LEU:HD21	2.17	0.45
1:M:471:ALA:HA	1:M:527:LEU:HA	1.97	0.45
1:M:479:LYS:HE3	1:M:516:VAL:HB	1.99	0.45
1:N:297:ASN:ND2	1:N:298:PRO:HD2	2.31	0.45
1:N:451:TYR:H	1:N:458:VAL:CB	2.16	0.45
1:O:171:SER:O	1:O:314:THR:N	2.43	0.45
1:P:297:ASN:ND2	1:P:298:PRO:HD2	2.31	0.45
1:Q:503:ILE:HB	1:Q:548:VAL:HG11	1.98	0.45
1:R:326:LYS:HG2	1:R:327:PRO:N	2.31	0.45
1:R:346:SER:CB	1:R:643:LEU:HB2	2.45	0.45
1:R:469:CYS:CB	1:R:528:ALA:O	2.65	0.45
1:S:593:GLN:O	1:S:594:LEU:C	2.54	0.45
1:T:166:TRP:C	1:T:168:ALA:N	2.71	0.45
1:T:242:PRO:HG2	1:T:288:VAL:HG21	1.98	0.45
1:T:354:TYR:HH	1:T:467:TYR:HE2	1.56	0.45
1:T:386:PRO:O	1:T:588:LEU:HD21	2.17	0.45
1:T:631:VAL:CG1	1:T:632:GLY:N	2.80	0.45
1:A:259:ARG:NH2	1:B:223:GLY:O	2.47	0.44
1:A:479:LYS:HE3	1:A:516:VAL:HB	1.99	0.44
1:B:471:ALA:HB2	1:B:527:LEU:CB	2.39	0.44
1:C:166:TRP:C	1:C:168:ALA:N	2.71	0.44
1:C:342:ILE:HD13	1:C:609:TYR:CD2	2.51	0.44
1:D:324:LEU:HD23	1:D:324:LEU:HA	1.72	0.44
1:D:424:THR:CG2	1:D:425:ILE:HD13	2.45	0.44

Continued on next page...

Continued from previous page...

Atom-1	Atom-2	Interatomic distance (Å)	Clash overlap (Å)
1:D:431:PRO:CD	1:D:495:ASN:O	2.65	0.44
1:D:569:ASN:C	1:D:570:THR:CG2	2.80	0.44
1:E:251:TYR:CD1	1:E:252:PRO:HD2	2.52	0.44
1:E:326:LYS:HG2	1:E:327:PRO:N	2.31	0.44
1:E:479:LYS:HE3	1:E:516:VAL:HB	1.99	0.44
1:F:431:PRO:CD	1:F:495:ASN:O	2.65	0.44
1:F:471:ALA:HA	1:F:527:LEU:HA	1.97	0.44
1:G:230:LYS:NZ	1:I:220:SER:OG	2.39	0.44
1:G:605:SER:HB2	1:G:650:ILE:HG21	1.99	0.44
1:H:326:LYS:HG2	1:H:327:PRO:N	2.31	0.44
1:H:403:LEU:HG	1:H:514:ASN:HD21	1.82	0.44
1:H:431:PRO:CD	1:H:495:ASN:O	2.65	0.44
1:H:479:LYS:HE3	1:H:516:VAL:HB	1.99	0.44
1:H:540:ILE:HD12	1:H:582:VAL:CG2	2.45	0.44
1:I:280:SER:HB2	1:I:334:HIS:CE1	2.52	0.44
1:I:469:CYS:CB	1:I:528:ALA:O	2.65	0.44
1:J:221:ILE:HD11	1:J:258:ALA:C	2.37	0.44
1:J:234:ILE:HD12	1:J:234:ILE:O	2.16	0.44
1:K:280:SER:HB2	1:K:334:HIS:CE1	2.52	0.44
1:K:368:PHE:HD1	1:K:547:VAL:HG21	1.82	0.44
1:K:431:PRO:CD	1:K:495:ASN:O	2.65	0.44
1:K:469:CYS:CB	1:K:528:ALA:O	2.65	0.44
1:K:478:ASP:HB3	1:K:479:LYS:H	1.61	0.44
1:L:451:TYR:HA	1:L:458:VAL:N	2.32	0.44
1:L:540:ILE:HD12	1:L:582:VAL:CG2	2.45	0.44
1:N:348:LEU:O	1:N:348:LEU:CD1	2.64	0.44
1:O:251:TYR:CD1	1:O:252:PRO:HD2	2.52	0.44
1:O:324:LEU:HD23	1:O:324:LEU:HA	1.73	0.44
1:P:178:TRP:CZ2	1:P:295:LEU:HB2	2.51	0.44
1:P:457:ILE:HD12	1:P:460:ASN:OD1	2.17	0.44
1:P:602:PRO:HD2	1:P:650:ILE:HD13	1.98	0.44
1:Q:368:PHE:HD1	1:Q:547:VAL:HG21	1.82	0.44
1:S:288:VAL:HG12	1:S:289:ILE:H	1.80	0.44
1:S:386:PRO:O	1:S:588:LEU:HD21	2.17	0.44
1:S:457:ILE:HD12	1:S:460:ASN:OD1	2.17	0.44
1:S:504:ASN:CB	1:S:505:PRO:CD	2.84	0.44
1:S:631:VAL:CG1	1:S:632:GLY:N	2.79	0.44
1:A:280:SER:HB2	1:A:334:HIS:CE1	2.52	0.44
1:A:328:PRO:HD2	1:L:252:PRO:HD3	1.90	0.44
1:A:368:PHE:HD1	1:A:547:VAL:HG21	1.82	0.44
1:A:469:CYS:CB	1:A:528:ALA:O	2.64	0.44

Continued on next page...

Continued from previous page...

Atom-1	Atom-2	Interatomic distance (Å)	Clash overlap (Å)
1:A:478:ASP:HB3	1:A:479:LYS:H	1.61	0.44
1:B:275:LEU:HG	1:F:275:LEU:HG	1.55	0.44
1:B:386:PRO:O	1:B:588:LEU:HD21	2.17	0.44
1:B:431:PRO:CD	1:B:495:ASN:O	2.65	0.44
1:B:503:ILE:HB	1:B:548:VAL:HG11	1.98	0.44
1:C:565:ILE:HG13	1:C:629:SER:HB2	1.98	0.44
1:D:259:ARG:C	1:F:259:ARG:HH12	2.19	0.44
1:E:221:ILE:O	1:E:221:ILE:HG13	2.15	0.44
1:E:259:ARG:C	1:L:259:ARG:HH12	2.19	0.44
1:E:288:VAL:HG12	1:E:289:ILE:H	1.80	0.44
1:E:342:ILE:HD13	1:E:609:TYR:CD2	2.52	0.44
1:F:326:LYS:HG2	1:F:327:PRO:N	2.31	0.44
1:G:424:THR:HG1	1:G:489:THR:HG23	1.79	0.44
1:H:176:VAL:CG1	1:H:177:ASN:N	2.80	0.44
1:H:469:CYS:CB	1:H:528:ALA:O	2.64	0.44
1:I:350:ILE:CA	1:I:357:ASP:HA	2.43	0.44
1:I:565:ILE:HG13	1:I:629:SER:HB2	1.98	0.44
1:J:552:VAL:HG12	1:J:553:LEU:N	2.33	0.44
1:L:404:GLY:HA3	1:L:509:ALA:HA	1.99	0.44
1:M:190:LYS:HE3	1:M:652:LEU:HB3	1.42	0.44
1:M:271:LEU:HD22	1:Q:324:LEU:HD22	1.92	0.44
1:M:404:GLY:HA3	1:M:509:ALA:HA	1.99	0.44
1:N:176:VAL:CG1	1:N:177:ASN:N	2.80	0.44
1:O:350:ILE:CA	1:O:357:ASP:HA	2.44	0.44
1:P:223:GLY:O	1:Q:259:ARG:NH2	2.47	0.44
1:Q:404:GLY:HA3	1:Q:509:ALA:HA	1.99	0.44
1:R:457:ILE:HD12	1:R:460:ASN:OD1	2.17	0.44
1:R:479:LYS:HE3	1:R:516:VAL:HB	1.99	0.44
1:R:577:ILE:O	1:R:578:ARG:CG	2.57	0.44
1:R:583:PHE:HB3	1:R:584:ASN:H	1.65	0.44
1:R:605:SER:HB2	1:R:650:ILE:HG21	1.99	0.44
1:S:176:VAL:CG1	1:S:177:ASN:N	2.80	0.44
1:S:300:ALA:O	1:S:301:ASN:CB	2.65	0.44
1:S:361:PHE:HE1	1:S:619:PHE:HZ	1.63	0.44
1:T:176:VAL:CG1	1:T:177:ASN:N	2.80	0.44
1:T:326:LYS:HG2	1:T:327:PRO:N	2.31	0.44
1:T:346:SER:CB	1:T:643:LEU:HB2	2.45	0.44
1:A:431:PRO:CD	1:A:495:ASN:O	2.65	0.44
1:A:451:TYR:H	1:A:458:VAL:CB	2.16	0.44
1:A:451:TYR:HA	1:A:458:VAL:N	2.32	0.44
1:A:457:ILE:HD12	1:A:460:ASN:OD1	2.17	0.44

Continued on next page...

Continued from previous page...

Atom-1	Atom-2	Interatomic distance (Å)	Clash overlap (Å)
1:A:605:SER:HB2	1:A:650:ILE:HG21	1.99	0.44
1:B:210:ALA:HB3	1:B:324:LEU:N	2.24	0.44
1:B:251:TYR:CD1	1:B:252:PRO:HD2	2.52	0.44
1:B:342:ILE:HD13	1:B:609:TYR:CD2	2.51	0.44
1:B:403:LEU:HG	1:B:514:ASN:HD21	1.82	0.44
1:B:458:VAL:O	1:B:458:VAL:CG1	2.65	0.44
1:C:261:VAL:CG1	1:S:260:GLN:HG3	2.47	0.44
1:C:353:ARG:NH2	1:C:540:ILE:O	2.49	0.44
1:C:458:VAL:O	1:C:458:VAL:CG1	2.65	0.44
1:C:552:VAL:HG12	1:C:553:LEU:N	2.33	0.44
1:D:398:LYS:N	1:D:403:LEU:CD2	2.76	0.44
1:D:403:LEU:HG	1:D:514:ASN:HD21	1.82	0.44
1:D:565:ILE:HG13	1:D:629:SER:HB2	1.98	0.44
1:E:223:GLY:O	1:L:259:ARG:NH2	2.47	0.44
1:E:324:LEU:HA	1:E:324:LEU:HD23	1.73	0.44
1:E:451:TYR:O	1:E:453:SER:N	2.44	0.44
1:E:605:SER:HB2	1:E:650:ILE:HG21	1.99	0.44
1:F:386:PRO:O	1:F:588:LEU:HD21	2.17	0.44
1:F:631:VAL:CG1	1:F:632:GLY:N	2.80	0.44
1:G:350:ILE:CA	1:G:357:ASP:HA	2.44	0.44
1:G:391:ILE:HD12	1:G:391:ILE:H	1.80	0.44
1:H:457:ILE:HD12	1:H:460:ASN:OD1	2.17	0.44
1:I:361:PHE:HE1	1:I:619:PHE:HZ	1.63	0.44
1:J:242:PRO:HG2	1:J:288:VAL:HG21	1.98	0.44
1:J:324:LEU:HD23	1:J:324:LEU:HA	1.72	0.44
1:K:457:ILE:HD12	1:K:460:ASN:OD1	2.17	0.44
1:L:176:VAL:CG1	1:L:177:ASN:N	2.80	0.44
1:L:251:TYR:CD1	1:L:252:PRO:HD2	2.52	0.44
1:N:424:THR:HG1	1:N:489:THR:HG23	1.76	0.44
1:O:218:ARG:CA	1:O:265:VAL:HG22	2.48	0.44
1:P:431:PRO:CD	1:P:495:ASN:O	2.65	0.44
1:P:540:ILE:HD12	1:P:582:VAL:CG2	2.45	0.44
1:Q:251:TYR:CD1	1:Q:252:PRO:HD2	2.52	0.44
1:Q:457:ILE:HD12	1:Q:460:ASN:OD1	2.17	0.44
1:R:221:ILE:HD11	1:R:258:ALA:C	2.37	0.44
1:R:300:ALA:O	1:R:301:ASN:CB	2.65	0.44
1:S:221:ILE:HD11	1:S:258:ALA:C	2.37	0.44
1:S:346:SER:CB	1:S:643:LEU:HB2	2.45	0.44
1:T:210:ALA:HB3	1:T:324:LEU:N	2.24	0.44
1:A:503:ILE:HB	1:A:548:VAL:HG11	1.98	0.44
1:B:367:VAL:HG23	1:B:564:PRO:HB2	2.00	0.44

Continued on next page...

Continued from previous page...

Atom-1	Atom-2	Interatomic distance (Å)	Clash overlap (Å)
1:C:343:PRO:HG3	1:C:589:HIS:CD2	2.51	0.44
1:D:176:VAL:CG1	1:D:177:ASN:N	2.80	0.44
1:D:540:ILE:HD12	1:D:582:VAL:CG2	2.45	0.44
1:D:552:VAL:HG12	1:D:553:LEU:N	2.33	0.44
1:E:593:GLN:O	1:E:594:LEU:C	2.54	0.44
1:F:218:ARG:CA	1:F:265:VAL:HG22	2.48	0.44
1:F:328:PRO:CD	1:R:252:PRO:HD3	2.47	0.44
1:F:503:ILE:HB	1:F:548:VAL:HG11	1.98	0.44
1:G:221:ILE:HD11	1:G:258:ALA:C	2.37	0.44
1:G:300:ALA:O	1:G:301:ASN:CB	2.65	0.44
1:H:392:THR:HG23	1:H:409:THR:CG2	2.48	0.44
1:H:451:TYR:HA	1:H:458:VAL:N	2.31	0.44
1:I:503:ILE:HB	1:I:548:VAL:HG11	1.98	0.44
1:I:552:VAL:HG12	1:I:553:LEU:N	2.33	0.44
1:I:584:ASN:HD22	1:I:584:ASN:HA	1.69	0.44
1:J:458:VAL:O	1:J:458:VAL:CG1	2.64	0.44
1:K:353:ARG:NH2	1:K:540:ILE:O	2.49	0.44
1:K:386:PRO:O	1:K:588:LEU:HD21	2.17	0.44
1:K:462:ASN:HB3	1:K:463:PHE:H	1.69	0.44
1:L:457:ILE:HD12	1:L:460:ASN:OD1	2.17	0.44
1:M:374:PHE:CE2	1:M:595:SER:HB3	2.51	0.44
1:M:503:ILE:HB	1:M:548:VAL:HG11	1.98	0.44
1:N:221:ILE:HD11	1:N:258:ALA:C	2.37	0.44
1:N:251:TYR:CD1	1:N:252:PRO:HD2	2.52	0.44
1:P:288:VAL:HG12	1:P:289:ILE:H	1.80	0.44
1:P:403:LEU:HG	1:P:514:ASN:HD21	1.82	0.44
1:P:451:TYR:HA	1:P:458:VAL:N	2.32	0.44
1:P:478:ASP:HB3	1:P:479:LYS:H	1.61	0.44
1:Q:326:LYS:HG2	1:Q:327:PRO:N	2.31	0.44
1:Q:392:THR:HG23	1:Q:409:THR:CG2	2.48	0.44
1:Q:398:LYS:N	1:Q:403:LEU:CD2	2.76	0.44
1:Q:437:VAL:HG13	1:Q:439:THR:HA	2.00	0.44
1:Q:593:GLN:O	1:Q:594:LEU:C	2.54	0.44
1:R:348:LEU:O	1:R:348:LEU:CD1	2.64	0.44
1:R:552:VAL:HG12	1:R:553:LEU:N	2.33	0.44
1:S:367:VAL:HG23	1:S:564:PRO:HB2	2.00	0.44
1:A:230:LYS:NZ	1:B:220:SER:OG	2.39	0.44
1:A:251:TYR:CD1	1:A:252:PRO:HD2	2.52	0.44
1:A:387:ARG:HH12	1:E:348:LEU:CG	2.30	0.44
1:B:457:ILE:HD12	1:B:460:ASN:OD1	2.17	0.44
1:B:552:VAL:HG12	1:B:553:LEU:N	2.33	0.44

Continued on next page...

Continued from previous page...

Atom-1	Atom-2	Interatomic distance (Å)	Clash overlap (Å)
1:B:631:VAL:CG1	1:B:632:GLY:N	2.80	0.44
1:C:300:ALA:O	1:C:301:ASN:CB	2.65	0.44
1:C:631:VAL:CG1	1:C:632:GLY:N	2.80	0.44
1:D:218:ARG:CA	1:D:265:VAL:HG22	2.48	0.44
1:D:368:PHE:HD1	1:D:547:VAL:HG21	1.82	0.44
1:E:392:THR:HG23	1:E:409:THR:CG2	2.48	0.44
1:E:631:VAL:CG1	1:E:632:GLY:N	2.80	0.44
1:F:221:ILE:HD11	1:F:258:ALA:C	2.37	0.44
1:F:387:ARG:HH12	1:N:348:LEU:CG	2.30	0.44
1:G:442:GLY:C	1:G:444:ASP:H	2.21	0.44
1:G:451:TYR:HA	1:G:458:VAL:N	2.32	0.44
1:H:221:ILE:HD11	1:H:258:ALA:C	2.37	0.44
1:H:442:GLY:C	1:H:444:ASP:H	2.21	0.44
1:J:442:GLY:C	1:J:444:ASP:H	2.21	0.44
1:J:605:SER:HB2	1:J:650:ILE:HG21	1.99	0.44
1:K:661:ILE:CG1	1:K:662:ARG:N	2.77	0.44
1:L:471:ALA:HB2	1:L:527:LEU:CB	2.39	0.44
1:M:259:ARG:NH2	1:R:223:GLY:O	2.47	0.44
1:M:353:ARG:HB2	1:M:369:GLN:HE22	1.83	0.44
1:M:602:PRO:CG	1:M:605:SER:CB	2.73	0.44
1:N:349:TRP:O	1:N:350:ILE:CG1	2.66	0.44
1:O:176:VAL:CG1	1:O:177:ASN:N	2.80	0.44
1:O:431:PRO:CD	1:O:495:ASN:O	2.65	0.44
1:O:442:GLY:C	1:O:444:ASP:H	2.21	0.44
1:P:251:TYR:CD1	1:P:252:PRO:HD2	2.52	0.44
1:Q:447:THR:O	1:Q:447:THR:OG1	2.33	0.44
1:R:218:ARG:CA	1:R:265:VAL:HG22	2.48	0.44
1:R:251:TYR:CD1	1:R:252:PRO:HD2	2.52	0.44
1:S:275:LEU:HD13	1:T:275:LEU:HA	1.79	0.44
1:A:354:TYR:HH	1:A:467:TYR:HE2	1.57	0.44
1:A:583:PHE:HB3	1:A:584:ASN:H	1.65	0.44
1:B:438:THR:C	1:B:457:ILE:HG13	2.38	0.44
1:B:439:THR:HG1	1:B:457:ILE:CG1	2.24	0.44
1:C:431:PRO:CD	1:C:495:ASN:O	2.65	0.44
1:C:447:THR:O	1:C:447:THR:OG1	2.33	0.44
1:C:503:ILE:HB	1:C:548:VAL:HG11	1.98	0.44
1:D:166:TRP:C	1:D:168:ALA:N	2.70	0.44
1:D:353:ARG:HB2	1:D:369:GLN:HE22	1.83	0.44
1:D:392:THR:HG23	1:D:409:THR:CG2	2.48	0.44
1:F:300:ALA:O	1:F:301:ASN:CB	2.65	0.44
1:F:332:LEU:CD2	1:F:334:HIS:H	2.26	0.44

Continued on next page...

Continued from previous page...

Atom-1	Atom-2	Interatomic distance (Å)	Clash overlap (Å)
1:F:350:ILE:CA	1:F:357:ASP:HA	2.43	0.44
1:G:210:ALA:HB3	1:G:324:LEU:N	2.24	0.44
1:H:166:TRP:HA	1:H:169:PHE:HE2	1.78	0.44
1:H:259:ARG:HH12	1:T:259:ARG:C	2.19	0.44
1:H:438:THR:C	1:H:457:ILE:HG13	2.38	0.44
1:I:442:GLY:C	1:I:444:ASP:H	2.21	0.44
1:J:349:TRP:O	1:J:350:ILE:CG1	2.66	0.44
1:J:602:PRO:HD2	1:J:650:ILE:HD13	1.98	0.44
1:K:437:VAL:HG13	1:K:439:THR:HA	2.00	0.44
1:K:439:THR:CG2	1:K:457:ILE:CD1	2.87	0.44
1:L:280:SER:CB	1:L:334:HIS:CG	2.80	0.44
1:L:332:LEU:CD2	1:L:334:HIS:H	2.26	0.44
1:L:503:ILE:HB	1:L:548:VAL:HG11	1.98	0.44
1:M:221:ILE:HD11	1:M:258:ALA:C	2.37	0.44
1:M:252:PRO:HD3	1:Q:328:PRO:CD	2.47	0.44
1:M:275:LEU:HA	1:Q:275:LEU:HD13	1.79	0.44
1:M:368:PHE:HD1	1:M:547:VAL:HG21	1.82	0.44
1:N:166:TRP:C	1:N:168:ALA:N	2.70	0.44
1:N:605:SER:HB2	1:N:650:ILE:HG21	1.99	0.44
1:O:326:LYS:HG2	1:O:327:PRO:N	2.31	0.44
1:P:368:PHE:HD1	1:P:547:VAL:HG21	1.82	0.44
1:Q:324:LEU:HD23	1:Q:324:LEU:HA	1.72	0.44
1:Q:438:THR:C	1:Q:457:ILE:HG13	2.38	0.44
1:R:349:TRP:O	1:R:350:ILE:CG1	2.66	0.44
1:R:416:ILE:HG13	1:R:503:ILE:HD12	1.96	0.44
1:R:437:VAL:HG13	1:R:439:THR:HA	2.00	0.44
1:R:631:VAL:HG12	1:R:632:GLY:N	2.30	0.44
1:S:424:THR:CG2	1:S:425:ILE:HD13	2.45	0.44
1:S:605:SER:HB2	1:S:650:ILE:HG21	1.99	0.44
1:T:213:GLY:HA3	1:T:320:PHE:HA	2.00	0.44
1:T:431:PRO:CD	1:T:495:ASN:O	2.65	0.44
1:T:552:VAL:HG12	1:T:553:LEU:N	2.33	0.44
1:T:565:ILE:HG13	1:T:629:SER:HB2	1.98	0.44
1:A:297:ASN:ND2	1:A:298:PRO:HD2	2.31	0.44
1:A:403:LEU:HG	1:A:514:ASN:HD21	1.82	0.44
1:B:416:ILE:H	1:B:416:ILE:CD1	2.10	0.44
1:C:346:SER:CB	1:C:643:LEU:HB2	2.45	0.44
1:C:392:THR:HG23	1:C:409:THR:CG2	2.48	0.44
1:C:442:GLY:C	1:C:444:ASP:H	2.21	0.44
1:C:457:ILE:HD12	1:C:460:ASN:OD1	2.17	0.44
1:C:479:LYS:HE3	1:C:516:VAL:HB	1.99	0.44

Continued on next page...

Continued from previous page...

Atom-1	Atom-2	Interatomic distance (Å)	Clash overlap (Å)
1:D:288:VAL:HG12	1:D:289:ILE:H	1.80	0.44
1:D:326:LYS:HG2	1:D:327:PRO:N	2.31	0.44
1:D:404:GLY:HA3	1:D:509:ALA:HA	1.99	0.44
1:E:241:ASP:HA	1:E:242:PRO:HD3	1.84	0.44
1:F:176:VAL:CG1	1:F:177:ASN:N	2.80	0.44
1:G:438:THR:C	1:G:457:ILE:HG13	2.38	0.44
1:G:552:VAL:HG12	1:G:553:LEU:N	2.33	0.44
1:H:227:PHE:O	1:T:224:SER:CB	2.66	0.44
1:I:260:GLN:HG3	1:M:261:VAL:CG1	2.47	0.44
1:I:392:THR:HG23	1:I:409:THR:CG2	2.48	0.44
1:J:346:SER:CB	1:J:643:LEU:HB2	2.45	0.44
1:J:438:THR:C	1:J:457:ILE:HG13	2.38	0.44
1:J:479:LYS:HE3	1:J:516:VAL:HB	1.99	0.44
1:L:261:VAL:CG1	1:T:260:GLN:HG3	2.47	0.44
1:L:392:THR:HG23	1:L:409:THR:CG2	2.48	0.44
1:L:605:SER:HB2	1:L:650:ILE:HG21	1.99	0.44
1:M:176:VAL:CG1	1:M:177:ASN:N	2.80	0.44
1:M:251:TYR:CD1	1:M:252:PRO:HD2	2.52	0.44
1:M:350:ILE:CA	1:M:357:ASP:HA	2.44	0.44
1:N:223:GLY:O	1:R:259:ARG:NH2	2.47	0.44
1:N:386:PRO:O	1:N:588:LEU:HD21	2.17	0.44
1:N:392:THR:HG23	1:N:409:THR:CG2	2.48	0.44
1:N:438:THR:C	1:N:457:ILE:HG13	2.38	0.44
1:O:367:VAL:HG23	1:O:564:PRO:HB2	2.00	0.44
1:O:386:PRO:O	1:O:588:LEU:HD21	2.17	0.44
1:O:392:THR:HG23	1:O:409:THR:CG2	2.48	0.44
1:O:451:TYR:H	1:O:458:VAL:CB	2.16	0.44
1:O:552:VAL:HG12	1:O:553:LEU:N	2.33	0.44
1:P:346:SER:CB	1:P:643:LEU:HB2	2.45	0.44
1:P:424:THR:HG1	1:P:489:THR:HG23	1.79	0.44
1:P:447:THR:O	1:P:447:THR:OG1	2.33	0.44
1:Q:349:TRP:O	1:Q:350:ILE:CG1	2.66	0.44
1:Q:387:ARG:HH12	1:R:348:LEU:CG	2.30	0.44
1:Q:442:GLY:C	1:Q:444:ASP:H	2.21	0.44
1:R:403:LEU:HG	1:R:514:ASN:HD21	1.82	0.44
1:R:508:ILE:N	1:R:508:ILE:CD1	2.78	0.44
1:R:631:VAL:CG1	1:R:632:GLY:N	2.80	0.44
1:S:392:THR:HG23	1:S:409:THR:CG2	2.48	0.44
1:S:469:CYS:CB	1:S:528:ALA:O	2.65	0.44
1:T:457:ILE:HD12	1:T:460:ASN:OD1	2.17	0.44
1:A:227:PHE:O	1:B:224:SER:CB	2.66	0.44

Continued on next page...

Continued from previous page...

Atom-1	Atom-2	Interatomic distance (Å)	Clash overlap (Å)
1:A:300:ALA:O	1:A:301:ASN:CB	2.65	0.44
1:A:367:VAL:HG23	1:A:564:PRO:HB2	2.00	0.44
1:B:404:GLY:HA3	1:B:509:ALA:HA	1.98	0.44
1:B:540:ILE:HD12	1:B:582:VAL:CG2	2.45	0.44
1:B:563:HIS:HA	1:B:564:PRO:HD3	1.83	0.44
1:C:563:HIS:HA	1:C:564:PRO:HD3	1.83	0.44
1:D:251:TYR:CD1	1:D:252:PRO:HD2	2.52	0.44
1:E:275:LEU:HG	1:J:275:LEU:HG	1.55	0.44
1:E:367:VAL:HG23	1:E:564:PRO:HB2	2.00	0.44
1:F:349:TRP:O	1:F:350:ILE:CG1	2.66	0.44
1:F:392:THR:HG23	1:F:409:THR:CG2	2.48	0.44
1:G:176:VAL:CG1	1:G:177:ASN:N	2.80	0.44
1:G:346:SER:CB	1:G:643:LEU:HB2	2.45	0.44
1:I:251:TYR:CD1	1:I:252:PRO:HD2	2.52	0.44
1:I:297:ASN:ND2	1:I:298:PRO:N	2.60	0.44
1:I:326:LYS:HG2	1:I:327:PRO:N	2.31	0.44
1:I:349:TRP:O	1:I:350:ILE:CG1	2.66	0.44
1:I:447:THR:O	1:I:447:THR:OG1	2.33	0.44
1:I:457:ILE:HD12	1:I:460:ASN:OD1	2.17	0.44
1:J:503:ILE:HB	1:J:548:VAL:HG11	1.98	0.44
1:K:204:LEU:HD22	1:K:322:PHE:CZ	2.53	0.44
1:K:504:ASN:CB	1:K:505:PRO:CD	2.83	0.44
1:M:349:TRP:O	1:M:350:ILE:CG1	2.66	0.44
1:N:224:SER:CB	1:R:227:PHE:O	2.66	0.44
1:N:280:SER:CB	1:N:334:HIS:CG	2.80	0.44
1:N:437:VAL:HG13	1:N:439:THR:HA	2.00	0.44
1:N:442:GLY:C	1:N:444:ASP:H	2.21	0.44
1:N:457:ILE:HD12	1:N:460:ASN:OD1	2.17	0.44
1:O:437:VAL:HG13	1:O:439:THR:HA	2.00	0.44
1:P:392:THR:HG23	1:P:409:THR:CG2	2.48	0.44
1:Q:221:ILE:O	1:Q:221:ILE:HG13	2.15	0.44
1:Q:479:LYS:HE3	1:Q:516:VAL:HB	1.99	0.44
1:R:176:VAL:CG1	1:R:177:ASN:N	2.80	0.44
1:R:442:GLY:C	1:R:444:ASP:H	2.21	0.44
1:S:179:SER:N	1:S:182:GLU:OE2	2.43	0.44
1:S:437:VAL:HG13	1:S:439:THR:HA	2.00	0.44
1:S:552:VAL:HG12	1:S:553:LEU:N	2.33	0.44
1:T:353:ARG:HB2	1:T:369:GLN:HE22	1.83	0.44
1:A:204:LEU:HD22	1:A:322:PHE:CZ	2.53	0.44
1:A:224:SER:CB	1:J:227:PHE:O	2.66	0.44
1:A:438:THR:C	1:A:457:ILE:HG13	2.38	0.44

Continued on next page...

Continued from previous page...

Atom-1	Atom-2	Interatomic distance (Å)	Clash overlap (Å)
1:A:552:VAL:HG12	1:A:553:LEU:N	2.33	0.44
1:B:479:LYS:HE3	1:B:516:VAL:HB	1.99	0.44
1:C:652:LEU:H	1:C:652:LEU:HD12	1.83	0.44
1:D:213:GLY:HA3	1:D:320:PHE:HA	2.00	0.44
1:D:301:ASN:HB3	1:D:302:ASP:H	1.51	0.44
1:D:437:VAL:HG13	1:D:439:THR:HA	2.00	0.44
1:E:300:ALA:O	1:E:301:ASN:CB	2.65	0.44
1:F:353:ARG:HB2	1:F:369:GLN:HE22	1.83	0.44
1:F:449:ARG:O	1:F:450:GLU:OE2	2.36	0.44
1:G:261:VAL:CG1	1:N:260:GLN:HG3	2.47	0.44
1:G:368:PHE:HD1	1:G:547:VAL:HG21	1.82	0.44
1:G:437:VAL:HG13	1:G:439:THR:HA	2.00	0.44
1:G:438:THR:O	1:G:438:THR:HG23	2.18	0.44
1:H:204:LEU:HD22	1:H:322:PHE:CZ	2.53	0.44
1:H:503:ILE:HB	1:H:548:VAL:HG11	1.98	0.44
1:I:221:ILE:O	1:I:221:ILE:HG13	2.15	0.44
1:I:327:PRO:HA	1:I:328:PRO:HD3	1.89	0.44
1:I:563:HIS:HA	1:I:564:PRO:HD3	1.83	0.44
1:J:251:TYR:CD1	1:J:252:PRO:HD2	2.52	0.44
1:J:353:ARG:HB2	1:J:369:GLN:HE22	1.83	0.44
1:K:349:TRP:O	1:K:350:ILE:CG1	2.66	0.44
1:K:404:GLY:HA3	1:K:509:ALA:HA	1.98	0.44
1:L:224:SER:CB	1:T:227:PHE:O	2.66	0.44
1:L:342:ILE:HD13	1:L:609:TYR:CD2	2.51	0.44
1:M:439:THR:CG2	1:M:457:ILE:CD1	2.87	0.44
1:N:552:VAL:HG12	1:N:553:LEU:N	2.33	0.44
1:O:354:TYR:HH	1:O:467:TYR:HE2	1.53	0.44
1:O:438:THR:C	1:O:457:ILE:HG13	2.38	0.44
1:O:479:LYS:HE3	1:O:516:VAL:HB	1.99	0.44
1:P:224:SER:CB	1:Q:227:PHE:O	2.66	0.44
1:Q:438:THR:O	1:Q:438:THR:HG23	2.18	0.44
1:Q:605:SER:HB2	1:Q:650:ILE:HG21	1.99	0.44
1:S:332:LEU:CD2	1:S:334:HIS:H	2.26	0.44
1:S:510:VAL:CG1	1:S:511:PHE:N	2.45	0.44
1:B:275:LEU:HD13	1:F:275:LEU:HA	1.79	0.43
1:B:344:LYS:O	1:B:345:SER:CB	2.64	0.43
1:B:353:ARG:HB2	1:B:369:GLN:HE22	1.83	0.43
1:B:437:VAL:HG13	1:B:439:THR:HA	2.00	0.43
1:C:280:SER:HB2	1:C:334:HIS:CE1	2.52	0.43
1:D:438:THR:C	1:D:457:ILE:HG13	2.38	0.43
1:E:368:PHE:HD1	1:E:547:VAL:HG21	1.82	0.43

Continued on next page...

Continued from previous page...

Atom-1	Atom-2	Interatomic distance (Å)	Clash overlap (Å)
1:E:552:VAL:HG12	1:E:553:LEU:N	2.33	0.43
1:F:166:TRP:HA	1:F:169:PHE:HE2	1.77	0.43
1:F:404:GLY:HA3	1:F:509:ALA:HA	1.99	0.43
1:G:221:ILE:O	1:G:221:ILE:HG13	2.15	0.43
1:G:227:PHE:O	1:I:224:SER:CB	2.66	0.43
1:G:280:SER:HB2	1:G:334:HIS:CE1	2.52	0.43
1:G:431:PRO:CD	1:G:495:ASN:O	2.65	0.43
1:G:652:LEU:H	1:G:652:LEU:HD12	1.83	0.43
1:H:353:ARG:HB2	1:H:369:GLN:HE22	1.83	0.43
1:I:367:VAL:HG23	1:I:564:PRO:HB2	2.00	0.43
1:I:449:ARG:O	1:I:450:GLU:OE2	2.36	0.43
1:J:392:THR:HG23	1:J:409:THR:CG2	2.48	0.43
1:J:431:PRO:CD	1:J:495:ASN:O	2.65	0.43
1:J:507:LYS:H	1:J:508:ILE:CD1	2.30	0.43
1:K:297:ASN:ND2	1:K:298:PRO:HD2	2.31	0.43
1:K:438:THR:HG23	1:K:438:THR:O	2.18	0.43
1:L:479:LYS:HE3	1:L:516:VAL:HB	1.99	0.43
1:L:508:ILE:N	1:L:508:ILE:CD1	2.78	0.43
1:L:582:VAL:HG12	1:L:583:PHE:N	2.33	0.43
1:L:652:LEU:H	1:L:652:LEU:HD12	1.83	0.43
1:M:361:PHE:HE1	1:M:619:PHE:HZ	1.63	0.43
1:N:204:LEU:HD22	1:N:322:PHE:CZ	2.53	0.43
1:N:218:ARG:CA	1:N:265:VAL:HG22	2.48	0.43
1:N:346:SER:CB	1:N:643:LEU:HB2	2.45	0.43
1:N:402:LYS:HD3	1:N:511:PHE:CE2	2.34	0.43
1:O:179:SER:N	1:O:182:GLU:OE2	2.43	0.43
1:O:280:SER:CB	1:O:334:HIS:CG	2.80	0.43
1:P:261:VAL:CG1	1:Q:260:GLN:HG3	2.47	0.43
1:P:438:THR:C	1:P:457:ILE:HG13	2.38	0.43
1:Q:204:LEU:HD22	1:Q:322:PHE:CZ	2.53	0.43
1:Q:353:ARG:HB2	1:Q:369:GLN:HE22	1.83	0.43
1:Q:367:VAL:HG23	1:Q:564:PRO:HB2	2.00	0.43
1:Q:449:ARG:O	1:Q:450:GLU:OE2	2.36	0.43
1:R:431:PRO:CD	1:R:495:ASN:O	2.65	0.43
1:S:584:ASN:HD22	1:S:584:ASN:HA	1.69	0.43
1:T:280:SER:HB2	1:T:334:HIS:CE1	2.52	0.43
1:T:438:THR:C	1:T:457:ILE:HG13	2.38	0.43
1:A:220:SER:OG	1:J:230:LYS:NZ	2.39	0.43
1:A:349:TRP:O	1:A:350:ILE:CG1	2.66	0.43
1:C:224:SER:CB	1:S:227:PHE:O	2.66	0.43
1:C:401:GLU:OE1	1:C:402:LYS:CB	2.67	0.43

Continued on next page...

Continued from previous page...

Atom-1	Atom-2	Interatomic distance (Å)	Clash overlap (Å)
1:C:449:ARG:O	1:C:450:GLU:OE2	2.36	0.43
1:E:353:ARG:HB2	1:E:369:GLN:HE22	1.83	0.43
1:E:437:VAL:HG13	1:E:439:THR:HA	2.00	0.43
1:E:655:ILE:O	1:E:655:ILE:HD12	2.18	0.43
1:G:342:ILE:HD13	1:G:609:TYR:CD2	2.51	0.43
1:G:479:LYS:HE3	1:G:516:VAL:HB	1.99	0.43
1:H:224:SER:CB	1:O:227:PHE:O	2.66	0.43
1:H:300:ALA:O	1:H:301:ASN:CB	2.65	0.43
1:I:437:VAL:HG13	1:I:439:THR:HA	2.00	0.43
1:J:204:LEU:HD22	1:J:322:PHE:CZ	2.53	0.43
1:K:583:PHE:HB3	1:K:584:ASN:H	1.65	0.43
1:K:652:LEU:H	1:K:652:LEU:HD12	1.83	0.43
1:L:367:VAL:HG23	1:L:564:PRO:HB2	2.00	0.43
1:M:437:VAL:HG13	1:M:439:THR:HA	2.00	0.43
1:N:353:ARG:HB2	1:N:369:GLN:HE22	1.83	0.43
1:N:655:ILE:HD12	1:N:655:ILE:O	2.19	0.43
1:P:204:LEU:HD22	1:P:322:PHE:CZ	2.53	0.43
1:P:582:VAL:HG12	1:P:583:PHE:N	2.33	0.43
1:Q:288:VAL:HG12	1:Q:289:ILE:H	1.80	0.43
1:Q:403:LEU:HG	1:Q:514:ASN:HD21	1.82	0.43
1:Q:439:THR:CG2	1:Q:457:ILE:CG1	2.91	0.43
1:Q:611:ILE:HD12	1:Q:619:PHE:HE1	1.82	0.43
1:R:367:VAL:HG23	1:R:564:PRO:HB2	2.00	0.43
1:S:251:TYR:CD1	1:S:252:PRO:HD2	2.52	0.43
1:S:442:GLY:C	1:S:444:ASP:H	2.21	0.43
1:S:478:ASP:HB3	1:S:479:LYS:H	1.61	0.43
1:T:344:LYS:O	1:T:345:SER:CB	2.64	0.43
1:T:438:THR:O	1:T:438:THR:HG23	2.18	0.43
1:T:582:VAL:HG12	1:T:583:PHE:N	2.33	0.43
1:T:655:ILE:O	1:T:655:ILE:HD12	2.19	0.43
1:A:392:THR:HG23	1:A:409:THR:CG2	2.48	0.43
1:A:438:THR:O	1:A:438:THR:HG23	2.18	0.43
1:B:213:GLY:HA3	1:B:320:PHE:HA	2.00	0.43
1:B:218:ARG:CA	1:B:265:VAL:HG22	2.48	0.43
1:B:280:SER:HB2	1:B:334:HIS:CE1	2.52	0.43
1:B:387:ARG:HH12	1:D:348:LEU:CG	2.30	0.43
1:B:392:THR:HG23	1:B:409:THR:CG2	2.48	0.43
1:B:582:VAL:HG12	1:B:583:PHE:N	2.34	0.43
1:C:353:ARG:HB2	1:C:369:GLN:HE22	1.83	0.43
1:D:224:SER:CB	1:F:227:PHE:O	2.66	0.43
1:E:442:GLY:C	1:E:444:ASP:H	2.21	0.43

Continued on next page...

Continued from previous page...

Atom-1	Atom-2	Interatomic distance (Å)	Clash overlap (Å)
1:E:636:ILE:HD13	1:E:636:ILE:O	2.19	0.43
1:F:324:LEU:HD23	1:F:324:LEU:HA	1.72	0.43
1:F:438:THR:C	1:F:457:ILE:HG13	2.38	0.43
1:F:447:THR:O	1:F:447:THR:OG1	2.33	0.43
1:F:601:LEU:HD12	1:F:650:ILE:HD11	1.48	0.43
1:G:661:ILE:CG1	1:G:662:ARG:N	2.77	0.43
1:H:259:ARG:NH2	1:T:223:GLY:O	2.47	0.43
1:H:368:PHE:HD1	1:H:547:VAL:HG21	1.82	0.43
1:H:449:ARG:O	1:H:450:GLU:OE2	2.36	0.43
1:H:552:VAL:HG12	1:H:553:LEU:N	2.33	0.43
1:I:176:VAL:CG1	1:I:177:ASN:N	2.80	0.43
1:I:438:THR:O	1:I:438:THR:HG23	2.18	0.43
1:I:471:ALA:HB2	1:I:527:LEU:CB	2.39	0.43
1:J:218:ARG:CA	1:J:265:VAL:HG22	2.48	0.43
1:J:457:ILE:HD12	1:J:460:ASN:OD1	2.17	0.43
1:K:326:LYS:HG2	1:K:327:PRO:N	2.31	0.43
1:K:636:ILE:HD13	1:K:636:ILE:O	2.18	0.43
1:L:213:GLY:HA3	1:L:320:PHE:HA	2.00	0.43
1:M:449:ARG:O	1:M:450:GLU:OE2	2.36	0.43
1:N:583:PHE:HB3	1:N:584:ASN:H	1.65	0.43
1:O:204:LEU:HD22	1:O:322:PHE:CZ	2.53	0.43
1:O:438:THR:O	1:O:438:THR:HG23	2.18	0.43
1:P:353:ARG:HB2	1:P:369:GLN:HE22	1.83	0.43
1:P:424:THR:CG2	1:P:425:ILE:HD13	2.45	0.43
1:P:438:THR:O	1:P:438:THR:HG23	2.18	0.43
1:P:611:ILE:HD12	1:P:619:PHE:HE1	1.82	0.43
1:Q:175:SER:CB	1:Q:311:THR:HA	2.47	0.43
1:R:449:ARG:O	1:R:450:GLU:OE2	2.36	0.43
1:T:241:ASP:HA	1:T:242:PRO:HD3	1.84	0.43
1:T:251:TYR:CD1	1:T:252:PRO:HD2	2.52	0.43
1:T:349:TRP:O	1:T:350:ILE:CG1	2.66	0.43
1:T:424:THR:CG2	1:T:425:ILE:HD13	2.45	0.43
1:T:437:VAL:HG13	1:T:439:THR:HA	2.00	0.43
1:T:449:ARG:O	1:T:450:GLU:OE2	2.36	0.43
1:A:213:GLY:HA3	1:A:320:PHE:HA	2.00	0.43
1:A:442:GLY:C	1:A:444:ASP:H	2.21	0.43
1:A:449:ARG:O	1:A:450:GLU:OE2	2.36	0.43
1:A:518:ARG:HD3	1:A:520:VAL:HG13	2.01	0.43
1:A:652:LEU:HD12	1:A:652:LEU:N	2.34	0.43
1:B:288:VAL:HG12	1:B:289:ILE:H	1.80	0.43
1:B:605:SER:HB2	1:B:650:ILE:HG21	1.99	0.43

Continued on next page...

Continued from previous page...

Atom-1	Atom-2	Interatomic distance (Å)	Clash overlap (Å)
1:C:213:GLY:HA3	1:C:320:PHE:HA	2.00	0.43
1:C:227:PHE:O	1:K:224:SER:CB	2.66	0.43
1:C:424:THR:CG2	1:C:425:ILE:HD13	2.45	0.43
1:C:518:ARG:HD3	1:C:520:VAL:HG13	2.00	0.43
1:C:556:THR:HG21	1:C:628:PHE:CG	2.54	0.43
1:C:636:ILE:HD13	1:C:636:ILE:O	2.19	0.43
1:D:204:LEU:HD22	1:D:322:PHE:CZ	2.53	0.43
1:D:271:LEU:HB3	1:L:324:LEU:HD13	1.88	0.43
1:D:401:GLU:OE1	1:D:402:LYS:CB	2.67	0.43
1:D:403:LEU:H	1:D:403:LEU:HD12	1.84	0.43
1:D:442:GLY:C	1:D:444:ASP:H	2.21	0.43
1:D:556:THR:HG21	1:D:628:PHE:CG	2.54	0.43
1:E:227:PHE:O	1:O:224:SER:CB	2.66	0.43
1:E:438:THR:C	1:E:457:ILE:HG13	2.38	0.43
1:E:451:TYR:H	1:E:458:VAL:CB	2.16	0.43
1:F:438:THR:O	1:F:438:THR:HG23	2.18	0.43
1:H:349:TRP:O	1:H:350:ILE:CG1	2.66	0.43
1:J:201:LEU:HD22	1:J:320:PHE:CE2	2.43	0.43
1:J:224:SER:CB	1:P:227:PHE:O	2.66	0.43
1:J:241:ASP:HA	1:J:242:PRO:HD3	1.85	0.43
1:J:652:LEU:HD12	1:J:652:LEU:H	1.83	0.43
1:K:395:ILE:HD11	1:K:524:ASP:HB2	2.01	0.43
1:K:438:THR:C	1:K:457:ILE:HG13	2.38	0.43
1:L:349:TRP:O	1:L:350:ILE:CG1	2.66	0.43
1:L:552:VAL:HG12	1:L:553:LEU:N	2.33	0.43
1:L:603:PRO:HA	1:L:625:SER:HB3	2.01	0.43
1:L:652:LEU:HD12	1:L:652:LEU:N	2.34	0.43
1:M:416:ILE:H	1:M:416:ILE:CD1	2.10	0.43
1:M:457:ILE:HD12	1:M:460:ASN:OD1	2.17	0.43
1:N:652:LEU:HD12	1:N:652:LEU:H	1.84	0.43
1:Q:602:PRO:CG	1:Q:605:SER:CB	2.73	0.43
1:R:288:VAL:HG12	1:R:289:ILE:H	1.80	0.43
1:R:438:THR:C	1:R:457:ILE:HG13	2.38	0.43
1:R:471:ALA:HB2	1:R:527:LEU:CB	2.39	0.43
1:R:573:LEU:HD21	1:R:580:ILE:CD1	2.49	0.43
1:R:603:PRO:HA	1:R:625:SER:HB3	2.01	0.43
1:T:218:ARG:CA	1:T:265:VAL:HG22	2.48	0.43
1:T:300:ALA:O	1:T:301:ASN:CB	2.65	0.43
1:A:176:VAL:CG1	1:A:177:ASN:N	2.80	0.43
1:A:324:LEU:HA	1:A:324:LEU:HD23	1.72	0.43
1:A:556:THR:HG21	1:A:628:PHE:CG	2.54	0.43

Continued on next page...

Continued from previous page...

Atom-1	Atom-2	Interatomic distance (Å)	Clash overlap (Å)
1:C:437:VAL:HG13	1:C:439:THR:HA	2.00	0.43
1:C:573:LEU:HD21	1:C:580:ILE:CD1	2.49	0.43
1:C:582:VAL:HG12	1:C:583:PHE:N	2.34	0.43
1:D:280:SER:O	1:D:282:THR:HG23	2.19	0.43
1:D:424:THR:HG1	1:D:489:THR:HG23	1.80	0.43
1:E:346:SER:CB	1:E:643:LEU:HB2	2.45	0.43
1:E:449:ARG:O	1:E:450:GLU:OE2	2.36	0.43
1:E:457:ILE:HD12	1:E:460:ASN:OD1	2.17	0.43
1:F:582:VAL:HG12	1:F:583:PHE:N	2.33	0.43
1:G:204:LEU:HD22	1:G:322:PHE:CZ	2.53	0.43
1:G:251:TYR:CD1	1:G:252:PRO:HD2	2.52	0.43
1:G:327:PRO:HA	1:G:328:PRO:HD3	1.89	0.43
1:G:518:ARG:HD3	1:G:520:VAL:HG13	2.01	0.43
1:H:251:TYR:CD1	1:H:252:PRO:HD2	2.52	0.43
1:H:403:LEU:H	1:H:403:LEU:HD12	1.84	0.43
1:H:603:PRO:HA	1:H:625:SER:HB3	2.01	0.43
1:H:661:ILE:CG1	1:H:662:ARG:N	2.77	0.43
1:I:175:SER:CB	1:I:311:THR:HA	2.47	0.43
1:J:210:ALA:HB3	1:J:324:LEU:N	2.24	0.43
1:J:280:SER:O	1:J:282:THR:HG23	2.19	0.43
1:J:451:TYR:O	1:J:453:SER:N	2.44	0.43
1:J:480:LYS:HB3	1:J:481:ILE:H	1.50	0.43
1:J:655:ILE:HD12	1:J:655:ILE:O	2.19	0.43
1:K:401:GLU:OE1	1:K:402:LYS:CB	2.67	0.43
1:K:403:LEU:HD12	1:K:403:LEU:H	1.84	0.43
1:K:552:VAL:HG12	1:K:553:LEU:N	2.33	0.43
1:L:484:THR:CG2	1:L:485:ALA:H	2.27	0.43
1:L:611:ILE:HD12	1:L:619:PHE:HE1	1.81	0.43
1:M:431:PRO:CD	1:M:495:ASN:O	2.65	0.43
1:M:442:GLY:C	1:M:444:ASP:H	2.21	0.43
1:M:601:LEU:CD1	1:M:650:ILE:CG1	2.62	0.43
1:O:241:ASP:HA	1:O:242:PRO:HD3	1.84	0.43
1:O:353:ARG:HB2	1:O:369:GLN:HE22	1.83	0.43
1:O:636:ILE:HD13	1:O:636:ILE:O	2.19	0.43
1:O:652:LEU:HD12	1:O:652:LEU:N	2.34	0.43
1:P:442:GLY:C	1:P:444:ASP:H	2.21	0.43
1:P:449:ARG:O	1:P:450:GLU:OE2	2.36	0.43
1:P:552:VAL:HG12	1:P:553:LEU:N	2.33	0.43
1:P:563:HIS:HA	1:P:564:PRO:HD3	1.83	0.43
1:Q:552:VAL:HG12	1:Q:553:LEU:N	2.33	0.43
1:R:204:LEU:HD22	1:R:322:PHE:CZ	2.53	0.43

Continued on next page...

Continued from previous page...

Atom-1	Atom-2	Interatomic distance (Å)	Clash overlap (Å)
1:R:213:GLY:HA3	1:R:320:PHE:HA	2.00	0.43
1:R:342:ILE:HD13	1:R:609:TYR:CD2	2.51	0.43
1:R:518:ARG:HD3	1:R:520:VAL:HG13	2.01	0.43
1:R:655:ILE:HD12	1:R:655:ILE:O	2.19	0.43
1:S:221:ILE:O	1:S:221:ILE:HG13	2.15	0.43
1:S:353:ARG:HB2	1:S:369:GLN:HE22	1.83	0.43
1:S:438:THR:C	1:S:457:ILE:HG13	2.38	0.43
1:S:603:PRO:HA	1:S:625:SER:HB3	2.01	0.43
1:A:166:TRP:C	1:A:168:ALA:N	2.70	0.43
1:A:584:ASN:HD22	1:A:584:ASN:HA	1.69	0.43
1:B:349:TRP:O	1:B:350:ILE:CG1	2.66	0.43
1:B:439:THR:CG2	1:B:457:ILE:CG1	2.91	0.43
1:B:447:THR:O	1:B:447:THR:OG1	2.33	0.43
1:B:655:ILE:HD12	1:B:655:ILE:O	2.19	0.43
1:C:176:VAL:CG1	1:C:177:ASN:N	2.80	0.43
1:C:367:VAL:HG23	1:C:564:PRO:HB2	2.00	0.43
1:C:504:ASN:CB	1:C:505:PRO:CD	2.83	0.43
1:D:367:VAL:HG23	1:D:564:PRO:HB2	2.00	0.43
1:D:582:VAL:HG12	1:D:583:PHE:N	2.33	0.43
1:E:218:ARG:CA	1:E:265:VAL:HG22	2.48	0.43
1:E:224:SER:CB	1:L:227:PHE:O	2.66	0.43
1:E:344:LYS:O	1:E:345:SER:CB	2.64	0.43
1:E:401:GLU:OE1	1:E:402:LYS:CB	2.67	0.43
1:E:582:VAL:HG12	1:E:583:PHE:N	2.34	0.43
1:E:641:PHE:N	1:E:642:PRO:CD	2.82	0.43
1:F:224:SER:CB	1:K:227:PHE:O	2.66	0.43
1:F:451:TYR:HA	1:F:458:VAL:N	2.32	0.43
1:F:470:GLY:N	1:F:530:LEU:HD13	2.31	0.43
1:F:556:THR:HG21	1:F:628:PHE:CG	2.54	0.43
1:F:601:LEU:CD1	1:F:650:ILE:CG1	2.62	0.43
1:F:661:ILE:CG1	1:F:662:ARG:N	2.77	0.43
1:G:260:GLN:HG3	1:I:261:VAL:CG1	2.47	0.43
1:G:392:THR:HG23	1:G:409:THR:CG2	2.48	0.43
1:G:471:ALA:HB2	1:G:527:LEU:CB	2.39	0.43
1:G:603:PRO:HA	1:G:625:SER:HB3	2.01	0.43
1:H:655:ILE:O	1:H:655:ILE:HD12	2.19	0.43
1:I:218:ARG:CA	1:I:265:VAL:HG22	2.48	0.43
1:I:259:ARG:NH2	1:M:223:GLY:O	2.47	0.43
1:I:280:SER:O	1:I:282:THR:HG23	2.19	0.43
1:I:636:ILE:HD13	1:I:636:ILE:O	2.19	0.43
1:I:655:ILE:O	1:I:655:ILE:HD12	2.19	0.43

Continued on next page...

Continued from previous page...

Atom-1	Atom-2	Interatomic distance (Å)	Clash overlap (Å)
1:J:449:ARG:O	1:J:450:GLU:OE2	2.36	0.43
1:K:442:GLY:C	1:K:444:ASP:H	2.21	0.43
1:K:655:ILE:HD12	1:K:655:ILE:O	2.19	0.43
1:L:353:ARG:HB2	1:L:369:GLN:HE22	1.83	0.43
1:L:451:TYR:C	1:L:453:SER:H	2.22	0.43
1:M:179:SER:N	1:M:182:GLU:OE2	2.43	0.43
1:M:392:THR:HG23	1:M:409:THR:CG2	2.48	0.43
1:M:401:GLU:OE1	1:M:402:LYS:CB	2.67	0.43
1:M:552:VAL:HG12	1:M:553:LEU:N	2.33	0.43
1:N:261:VAL:CG1	1:R:260:GLN:HG3	2.47	0.43
1:N:447:THR:O	1:N:447:THR:OG1	2.33	0.43
1:N:527:LEU:HD23	1:N:527:LEU:N	2.34	0.43
1:N:540:ILE:HD12	1:N:582:VAL:CG2	2.45	0.43
1:N:556:THR:HG21	1:N:628:PHE:CG	2.54	0.43
1:N:603:PRO:HA	1:N:625:SER:HB3	2.01	0.43
1:N:652:LEU:HD12	1:N:652:LEU:N	2.34	0.43
1:O:210:ALA:HB3	1:O:324:LEU:N	2.24	0.43
1:O:349:TRP:O	1:O:350:ILE:CG1	2.66	0.43
1:P:349:TRP:O	1:P:350:ILE:CG1	2.66	0.43
1:P:395:ILE:HD11	1:P:524:ASP:HB2	2.01	0.43
1:P:437:VAL:HG13	1:P:439:THR:HA	2.00	0.43
1:P:479:LYS:HE3	1:P:516:VAL:HB	1.99	0.43
1:P:556:THR:HG21	1:P:628:PHE:CG	2.54	0.43
1:P:573:LEU:HD21	1:P:580:ILE:CD1	2.49	0.43
1:P:652:LEU:HD12	1:P:652:LEU:N	2.34	0.43
1:Q:255:LEU:HD12	1:Q:255:LEU:N	2.34	0.43
1:Q:518:ARG:HD3	1:Q:520:VAL:HG13	2.01	0.43
1:Q:556:THR:HG21	1:Q:628:PHE:CG	2.54	0.43
1:Q:655:ILE:O	1:Q:655:ILE:HD12	2.18	0.43
1:R:636:ILE:HD13	1:R:636:ILE:O	2.19	0.43
1:S:218:ARG:CA	1:S:265:VAL:HG22	2.48	0.43
1:S:349:TRP:O	1:S:350:ILE:CG1	2.66	0.43
1:S:403:LEU:H	1:S:403:LEU:HD12	1.84	0.43
1:S:479:LYS:HE3	1:S:516:VAL:HB	1.99	0.43
1:S:518:ARG:HD3	1:S:520:VAL:HG13	2.01	0.43
1:S:652:LEU:HD12	1:S:652:LEU:N	2.34	0.43
1:T:179:SER:N	1:T:182:GLU:OE2	2.43	0.43
1:T:392:THR:HG23	1:T:409:THR:CG2	2.48	0.43
1:T:451:TYR:H	1:T:458:VAL:CB	2.16	0.43
1:T:527:LEU:HD23	1:T:527:LEU:N	2.34	0.43
1:T:602:PRO:CG	1:T:605:SER:CB	2.73	0.43

Continued on next page...

Continued from previous page...

Atom-1	Atom-2	Interatomic distance (Å)	Clash overlap (Å)
1:A:162:VAL:C	1:A:164:SER:H	2.22	0.43
1:A:274:THR:C	1:D:275:LEU:CD1	2.66	0.43
1:A:527:LEU:HD23	1:A:527:LEU:N	2.34	0.43
1:A:652:LEU:HD12	1:A:652:LEU:H	1.83	0.43
1:B:403:LEU:H	1:B:403:LEU:HD12	1.84	0.43
1:B:442:GLY:C	1:B:444:ASP:H	2.21	0.43
1:B:556:THR:HG21	1:B:628:PHE:CG	2.54	0.43
1:B:652:LEU:HD12	1:B:652:LEU:N	2.34	0.43
1:C:255:LEU:HD12	1:C:255:LEU:N	2.34	0.43
1:C:280:SER:O	1:C:282:THR:HG23	2.19	0.43
1:C:297:ASN:ND2	1:C:298:PRO:HD2	2.31	0.43
1:C:349:TRP:O	1:C:350:ILE:CG1	2.66	0.43
1:C:398:LYS:N	1:C:403:LEU:CD2	2.76	0.43
1:C:438:THR:C	1:C:457:ILE:HG13	2.38	0.43
1:D:300:ALA:O	1:D:301:ASN:CB	2.65	0.43
1:D:449:ARG:O	1:D:450:GLU:OE2	2.36	0.43
1:E:349:TRP:O	1:E:350:ILE:CG1	2.66	0.43
1:E:460:ASN:ND2	1:E:461:THR:H	2.17	0.43
1:E:527:LEU:HD23	1:E:527:LEU:N	2.34	0.43
1:E:573:LEU:HD21	1:E:580:ILE:CD1	2.49	0.43
1:E:603:PRO:HA	1:E:625:SER:HB3	2.01	0.43
1:F:471:ALA:HB2	1:F:527:LEU:CB	2.39	0.43
1:F:507:LYS:H	1:F:508:ILE:CD1	2.31	0.43
1:F:652:LEU:HD12	1:F:652:LEU:H	1.84	0.43
1:F:655:ILE:HD12	1:F:655:ILE:O	2.19	0.43
1:G:349:TRP:O	1:G:350:ILE:CG1	2.66	0.43
1:G:367:VAL:HG23	1:G:564:PRO:HB2	2.00	0.43
1:G:401:GLU:OE1	1:G:402:LYS:CB	2.67	0.43
1:G:527:LEU:HD23	1:G:527:LEU:N	2.34	0.43
1:G:556:THR:HG21	1:G:628:PHE:CG	2.54	0.43
1:G:607:ALA:HB3	1:G:623:ILE:CG1	2.49	0.43
1:H:255:LEU:HD12	1:H:255:LEU:N	2.34	0.43
1:H:280:SER:HB2	1:H:334:HIS:CE1	2.52	0.43
1:H:527:LEU:HD23	1:H:527:LEU:N	2.34	0.43
1:H:556:THR:HG21	1:H:628:PHE:CG	2.54	0.43
1:H:652:LEU:HD12	1:H:652:LEU:N	2.34	0.43
1:I:324:LEU:HA	1:I:324:LEU:HD23	1.73	0.43
1:J:367:VAL:HG23	1:J:564:PRO:HB2	2.00	0.43
1:J:424:THR:CG2	1:J:425:ILE:HD13	2.45	0.43
1:J:437:VAL:HG13	1:J:439:THR:HA	2.00	0.43
1:J:599:TYR:CD1	1:J:599:TYR:N	2.87	0.43

Continued on next page...

Continued from previous page...

Atom-1	Atom-2	Interatomic distance (Å)	Clash overlap (Å)
1:K:175:SER:CB	1:K:311:THR:HA	2.47	0.43
1:K:213:GLY:HA3	1:K:320:PHE:HA	2.00	0.43
1:L:438:THR:C	1:L:457:ILE:HG13	2.38	0.43
1:L:507:LYS:H	1:L:508:ILE:CD1	2.31	0.43
1:M:213:GLY:HA3	1:M:320:PHE:HA	2.00	0.43
1:M:227:PHE:O	1:R:224:SER:CB	2.66	0.43
1:M:255:LEU:HD12	1:M:255:LEU:N	2.34	0.43
1:M:324:LEU:HD23	1:M:324:LEU:HA	1.73	0.43
1:M:403:LEU:HG	1:M:514:ASN:HD21	1.82	0.43
1:M:438:THR:C	1:M:457:ILE:HG13	2.38	0.43
1:M:556:THR:HG21	1:M:628:PHE:CG	2.54	0.43
1:M:582:VAL:HG12	1:M:583:PHE:N	2.34	0.43
1:N:518:ARG:HD3	1:N:520:VAL:HG13	2.01	0.43
1:O:401:GLU:OE1	1:O:402:LYS:CB	2.67	0.43
1:O:449:ARG:O	1:O:450:GLU:OE2	2.36	0.43
1:P:367:VAL:HG23	1:P:564:PRO:HB2	2.00	0.43
1:P:374:PHE:CD2	1:P:380:THR:HB	2.54	0.43
1:P:652:LEU:HD12	1:P:652:LEU:H	1.83	0.43
1:Q:462:ASN:HB3	1:Q:463:PHE:H	1.70	0.43
1:R:171:SER:O	1:R:314:THR:N	2.43	0.43
1:R:425:ILE:HA	1:R:465:SER:OG	2.19	0.43
1:R:460:ASN:ND2	1:R:461:THR:H	2.17	0.43
1:R:641:PHE:N	1:R:642:PRO:CD	2.82	0.43
1:R:652:LEU:H	1:R:652:LEU:HD12	1.84	0.43
1:S:354:TYR:HH	1:S:467:TYR:HE2	1.55	0.43
1:S:573:LEU:HD21	1:S:580:ILE:CD1	2.49	0.43
1:S:652:LEU:HD12	1:S:652:LEU:H	1.83	0.43
1:T:162:VAL:C	1:T:164:SER:H	2.22	0.43
1:T:395:ILE:HD11	1:T:524:ASP:HB2	2.01	0.43
1:T:401:GLU:OE1	1:T:402:LYS:CB	2.67	0.43
1:T:479:LYS:HE3	1:T:516:VAL:HB	1.99	0.43
1:A:437:VAL:HG13	1:A:439:THR:HA	2.00	0.43
1:B:203:HIS:NE2	1:D:203:HIS:NE2	2.31	0.43
1:B:395:ILE:HD11	1:B:524:ASP:HB2	2.01	0.43
1:C:204:LEU:HD22	1:C:322:PHE:CZ	2.53	0.43
1:C:527:LEU:HD23	1:C:527:LEU:N	2.34	0.43
1:D:252:PRO:HD3	1:L:328:PRO:CD	2.47	0.43
1:D:438:THR:HG23	1:D:438:THR:O	2.18	0.43
1:D:573:LEU:HD21	1:D:580:ILE:CD1	2.49	0.43
1:E:438:THR:O	1:E:438:THR:HG23	2.18	0.43
1:F:190:LYS:HE3	1:F:652:LEU:HB3	1.42	0.43

Continued on next page...

Continued from previous page...

Atom-1	Atom-2	Interatomic distance (Å)	Clash overlap (Å)
1:F:442:GLY:C	1:F:444:ASP:H	2.21	0.43
1:F:573:LEU:HD21	1:F:580:ILE:CD1	2.49	0.43
1:F:607:ALA:HB3	1:F:623:ILE:CG1	2.49	0.43
1:G:439:THR:CG2	1:G:457:ILE:CD1	2.87	0.43
1:G:507:LYS:H	1:G:508:ILE:CD1	2.30	0.43
1:H:175:SER:CB	1:H:311:THR:HA	2.47	0.43
1:H:179:SER:N	1:H:182:GLU:OE2	2.43	0.43
1:H:280:SER:CB	1:H:334:HIS:CG	2.80	0.43
1:I:460:ASN:ND2	1:I:461:THR:H	2.17	0.43
1:I:527:LEU:HD23	1:I:527:LEU:N	2.34	0.43
1:I:582:VAL:HG12	1:I:583:PHE:N	2.34	0.43
1:K:392:THR:HG23	1:K:409:THR:CG2	2.48	0.43
1:K:449:ARG:O	1:K:450:GLU:OE2	2.36	0.43
1:K:573:LEU:HD21	1:K:580:ILE:CD1	2.49	0.43
1:L:218:ARG:CA	1:L:265:VAL:HG22	2.48	0.43
1:L:556:THR:HG21	1:L:628:PHE:CG	2.54	0.43
1:L:641:PHE:N	1:L:642:PRO:CD	2.82	0.43
1:M:425:ILE:HA	1:M:465:SER:OG	2.19	0.43
1:M:641:PHE:N	1:M:642:PRO:CD	2.82	0.43
1:N:255:LEU:HD12	1:N:255:LEU:N	2.34	0.43
1:N:395:ILE:HD11	1:N:524:ASP:HB2	2.01	0.43
1:O:573:LEU:HD21	1:O:580:ILE:CD1	2.49	0.43
1:O:655:ILE:HD12	1:O:655:ILE:O	2.19	0.43
1:P:162:VAL:C	1:P:164:SER:H	2.22	0.43
1:P:584:ASN:HD22	1:P:584:ASN:HA	1.69	0.43
1:P:641:PHE:N	1:P:642:PRO:CD	2.82	0.43
1:Q:641:PHE:N	1:Q:642:PRO:CD	2.82	0.43
1:R:166:TRP:C	1:R:168:ALA:N	2.70	0.43
1:R:255:LEU:HD12	1:R:255:LEU:N	2.34	0.43
1:R:353:ARG:HB2	1:R:369:GLN:HE22	1.83	0.43
1:R:392:THR:HG23	1:R:409:THR:CG2	2.48	0.43
1:R:438:THR:O	1:R:438:THR:HG23	2.18	0.43
1:S:395:ILE:HD11	1:S:524:ASP:HB2	2.01	0.43
1:S:449:ARG:O	1:S:450:GLU:OE2	2.36	0.43
1:T:280:SER:O	1:T:282:THR:HG23	2.19	0.43
1:T:374:PHE:CD2	1:T:380:THR:HB	2.54	0.43
1:T:636:ILE:HD13	1:T:636:ILE:O	2.19	0.43
1:A:280:SER:O	1:A:282:THR:HG23	2.19	0.43
1:A:342:ILE:HD13	1:A:609:TYR:CD2	2.51	0.43
1:B:204:LEU:HD22	1:B:322:PHE:CZ	2.53	0.43
1:B:227:PHE:O	1:Q:224:SER:CB	2.66	0.43

Continued on next page...

Continued from previous page...

Atom-1	Atom-2	Interatomic distance (Å)	Clash overlap (Å)
1:B:438:THR:O	1:B:438:THR:HG23	2.18	0.43
1:B:484:THR:CG2	1:B:485:ALA:H	2.27	0.43
1:B:508:ILE:N	1:B:508:ILE:CD1	2.78	0.43
1:B:641:PHE:N	1:B:642:PRO:CD	2.82	0.43
1:C:438:THR:O	1:C:438:THR:HG23	2.18	0.43
1:C:583:PHE:HB3	1:C:584:ASN:H	1.65	0.43
1:D:275:LEU:HG	1:L:275:LEU:HG	1.55	0.43
1:E:162:VAL:C	1:E:164:SER:H	2.22	0.43
1:E:179:SER:N	1:E:182:GLU:OE2	2.43	0.43
1:F:204:LEU:HD22	1:F:322:PHE:CZ	2.53	0.43
1:F:518:ARG:HD3	1:F:520:VAL:HG13	2.01	0.43
1:G:218:ARG:CA	1:G:265:VAL:HG22	2.48	0.43
1:G:280:SER:O	1:G:282:THR:HG23	2.19	0.43
1:G:582:VAL:HG12	1:G:583:PHE:N	2.34	0.43
1:G:655:ILE:HD12	1:G:655:ILE:O	2.19	0.43
1:H:342:ILE:HD13	1:H:609:TYR:CD2	2.51	0.43
1:H:582:VAL:HG12	1:H:583:PHE:N	2.34	0.43
1:H:602:PRO:CG	1:H:605:SER:CB	2.73	0.43
1:I:573:LEU:HD21	1:I:580:ILE:CD1	2.49	0.43
1:I:599:TYR:N	1:I:599:TYR:CD1	2.87	0.43
1:I:652:LEU:HD12	1:I:652:LEU:N	2.34	0.43
1:J:190:LYS:HE3	1:J:652:LEU:HB3	1.42	0.43
1:J:425:ILE:HA	1:J:465:SER:OG	2.19	0.43
1:J:460:ASN:ND2	1:J:461:THR:H	2.17	0.43
1:J:556:THR:HG21	1:J:628:PHE:CG	2.54	0.43
1:K:301:ASN:HB3	1:K:302:ASP:H	1.51	0.43
1:K:374:PHE:CD2	1:K:380:THR:HB	2.54	0.43
1:K:411:PHE:CD1	1:K:418:ASP:N	2.87	0.43
1:K:425:ILE:HA	1:K:465:SER:OG	2.19	0.43
1:K:607:ALA:HB3	1:K:623:ILE:CG1	2.49	0.43
1:K:641:PHE:N	1:K:642:PRO:CD	2.82	0.43
1:L:280:SER:OG	1:L:334:HIS:CD2	2.42	0.43
1:L:401:GLU:OE1	1:L:402:LYS:CB	2.67	0.43
1:L:425:ILE:HA	1:L:465:SER:OG	2.19	0.43
1:L:442:GLY:C	1:L:444:ASP:H	2.21	0.43
1:M:204:LEU:HD22	1:M:322:PHE:CZ	2.53	0.43
1:M:300:ALA:O	1:M:301:ASN:CB	2.65	0.43
1:M:507:LYS:H	1:M:508:ILE:CD1	2.31	0.43
1:N:213:GLY:HA3	1:N:320:PHE:HA	2.00	0.43
1:N:342:ILE:HD13	1:N:609:TYR:CD2	2.51	0.43
1:N:582:VAL:HG12	1:N:583:PHE:N	2.34	0.43

Continued on next page...

Continued from previous page...

Atom-1	Atom-2	Interatomic distance (Å)	Clash overlap (Å)
1:O:255:LEU:HD12	1:O:255:LEU:N	2.34	0.43
1:O:460:ASN:ND2	1:O:461:THR:H	2.17	0.43
1:O:478:ASP:HB3	1:O:479:LYS:H	1.61	0.43
1:O:518:ARG:HD3	1:O:520:VAL:HG13	2.01	0.43
1:O:601:LEU:HD12	1:O:650:ILE:HD11	1.48	0.43
1:O:605:SER:HB2	1:O:650:ILE:HG21	1.99	0.43
1:P:213:GLY:HA3	1:P:320:PHE:HA	2.00	0.43
1:P:401:GLU:OE1	1:P:402:LYS:CB	2.67	0.43
1:P:425:ILE:HA	1:P:465:SER:OG	2.19	0.43
1:P:451:TYR:C	1:P:453:SER:H	2.22	0.43
1:P:599:TYR:N	1:P:599:TYR:CD1	2.87	0.43
1:Q:385:THR:O	1:Q:387:ARG:N	2.41	0.43
1:R:221:ILE:O	1:R:221:ILE:HG13	2.15	0.43
1:S:166:TRP:C	1:S:168:ALA:N	2.70	0.43
1:S:280:SER:O	1:S:282:THR:HG23	2.19	0.43
1:S:324:LEU:HD13	1:T:271:LEU:HB3	1.88	0.43
1:S:374:PHE:CD2	1:S:380:THR:HB	2.54	0.43
1:S:401:GLU:OE1	1:S:402:LYS:CB	2.67	0.43
1:S:438:THR:HG23	1:S:438:THR:O	2.18	0.43
1:T:442:GLY:C	1:T:444:ASP:H	2.21	0.43
1:T:460:ASN:ND2	1:T:461:THR:H	2.17	0.43
1:T:470:GLY:N	1:T:530:LEU:HD13	2.31	0.43
1:T:508:ILE:N	1:T:508:ILE:CD1	2.78	0.43
1:A:383:TRP:CZ3	1:A:503:ILE:HG21	2.54	0.43
1:A:403:LEU:H	1:A:403:LEU:HD12	1.84	0.43
1:A:460:ASN:ND2	1:A:461:THR:H	2.17	0.43
1:B:374:PHE:CD2	1:B:380:THR:HB	2.54	0.43
1:C:599:TYR:N	1:C:599:TYR:CD1	2.87	0.43
1:D:652:LEU:HD12	1:D:652:LEU:N	2.34	0.43
1:E:425:ILE:HA	1:E:465:SER:OG	2.19	0.43
1:E:508:ILE:N	1:E:508:ILE:CD1	2.78	0.43
1:E:599:TYR:N	1:E:599:TYR:CD1	2.87	0.43
1:E:607:ALA:HB3	1:E:623:ILE:CG1	2.49	0.43
1:E:611:ILE:HD12	1:E:619:PHE:HE1	1.81	0.43
1:E:652:LEU:HD12	1:E:652:LEU:N	2.34	0.43
1:F:424:THR:CG2	1:F:425:ILE:HD13	2.45	0.43
1:F:451:TYR:O	1:F:453:SER:N	2.44	0.43
1:F:508:ILE:N	1:F:508:ILE:CD1	2.78	0.43
1:G:224:SER:CB	1:N:227:PHE:O	2.66	0.43
1:G:255:LEU:HD12	1:G:255:LEU:N	2.34	0.43
1:G:611:ILE:HD12	1:G:619:PHE:HE1	1.82	0.43

Continued on next page...

Continued from previous page...

Atom-1	Atom-2	Interatomic distance (Å)	Clash overlap (Å)
1:H:218:ARG:CA	1:H:265:VAL:HG22	2.48	0.43
1:H:518:ARG:HD3	1:H:520:VAL:HG13	2.01	0.43
1:H:573:LEU:HD21	1:H:580:ILE:CD1	2.49	0.43
1:I:401:GLU:OE1	1:I:402:LYS:CB	2.67	0.43
1:J:395:ILE:HD11	1:J:524:ASP:HB2	2.01	0.43
1:J:471:ALA:HB2	1:J:527:LEU:CB	2.39	0.43
1:L:255:LEU:HD12	1:L:255:LEU:N	2.34	0.43
1:L:324:LEU:HD23	1:L:324:LEU:HA	1.72	0.43
1:L:518:ARG:HD3	1:L:520:VAL:HG13	2.01	0.43
1:M:280:SER:O	1:M:282:THR:HG23	2.19	0.43
1:M:342:ILE:HD13	1:M:609:TYR:CD2	2.51	0.43
1:M:354:TYR:HH	1:M:467:TYR:HE2	1.55	0.43
1:M:403:LEU:H	1:M:403:LEU:HD12	1.84	0.43
1:M:599:TYR:N	1:M:599:TYR:CD1	2.87	0.43
1:M:652:LEU:H	1:M:652:LEU:HD12	1.83	0.43
1:N:280:SER:O	1:N:282:THR:HG23	2.19	0.43
1:N:374:PHE:CD2	1:N:380:THR:HB	2.54	0.43
1:N:438:THR:O	1:N:438:THR:HG23	2.18	0.43
1:N:449:ARG:O	1:N:450:GLU:OE2	2.36	0.43
1:N:573:LEU:HD21	1:N:580:ILE:CD1	2.49	0.43
1:O:213:GLY:HA3	1:O:320:PHE:HA	2.00	0.43
1:O:395:ILE:HD11	1:O:524:ASP:HB2	2.01	0.43
1:O:599:TYR:CD1	1:O:599:TYR:N	2.87	0.43
1:P:350:ILE:CA	1:P:357:ASP:HA	2.43	0.43
1:P:403:LEU:H	1:P:403:LEU:HD12	1.84	0.43
1:P:460:ASN:ND2	1:P:461:THR:H	2.17	0.43
1:P:508:ILE:N	1:P:508:ILE:CD1	2.78	0.43
1:Q:166:TRP:C	1:Q:168:ALA:N	2.70	0.43
1:Q:425:ILE:HA	1:Q:465:SER:OG	2.19	0.43
1:Q:460:ASN:ND2	1:Q:461:THR:H	2.17	0.43
1:Q:484:THR:CG2	1:Q:485:ALA:H	2.27	0.43
1:Q:603:PRO:HA	1:Q:625:SER:HB3	2.01	0.43
1:R:601:LEU:CG	1:R:602:PRO:HD2	2.49	0.43
1:S:262:GLU:HA	1:S:262:GLU:OE1	2.19	0.43
1:S:460:ASN:ND2	1:S:461:THR:H	2.17	0.43
1:S:470:GLY:N	1:S:530:LEU:HD13	2.31	0.43
1:T:204:LEU:HD22	1:T:322:PHE:CZ	2.53	0.43
1:T:605:SER:HB2	1:T:650:ILE:HG21	1.99	0.43
1:A:255:LEU:HD12	1:A:255:LEU:N	2.34	0.42
1:A:328:PRO:CD	1:L:252:PRO:HD3	2.47	0.42
1:A:328:PRO:HB2	1:L:251:TYR:CD1	2.42	0.42

Continued on next page...

Continued from previous page...

Atom-1	Atom-2	Interatomic distance (Å)	Clash overlap (Å)
1:A:582:VAL:HG12	1:A:583:PHE:N	2.34	0.42
1:A:636:ILE:HD13	1:A:636:ILE:O	2.19	0.42
1:A:655:ILE:O	1:A:655:ILE:HD12	2.18	0.42
1:C:340:ASP:O	1:C:340:ASP:CG	2.58	0.42
1:C:368:PHE:HD1	1:C:547:VAL:HG21	1.82	0.42
1:C:385:THR:HG23	1:C:386:PRO:HD2	2.01	0.42
1:C:403:LEU:HD12	1:C:403:LEU:H	1.84	0.42
1:D:221:ILE:O	1:D:221:ILE:HG13	2.15	0.42
1:D:255:LEU:HD12	1:D:255:LEU:N	2.34	0.42
1:D:655:ILE:O	1:D:655:ILE:HD12	2.19	0.42
1:E:324:LEU:CD2	1:J:271:LEU:CG	2.97	0.42
1:E:395:ILE:HD11	1:E:524:ASP:HB2	2.01	0.42
1:F:255:LEU:N	1:F:255:LEU:HD12	2.34	0.42
1:F:437:VAL:HG13	1:F:439:THR:HA	2.00	0.42
1:F:479:LYS:HE3	1:F:516:VAL:HB	1.99	0.42
1:F:527:LEU:HD23	1:F:527:LEU:N	2.34	0.42
1:G:213:GLY:HA3	1:G:320:PHE:HA	2.00	0.42
1:H:367:VAL:HG23	1:H:564:PRO:HB2	2.00	0.42
1:H:437:VAL:HG13	1:H:439:THR:HA	2.00	0.42
1:H:601:LEU:CG	1:H:602:PRO:HD2	2.49	0.42
1:I:230:LYS:NZ	1:M:220:SER:OG	2.39	0.42
1:I:425:ILE:HA	1:I:465:SER:OG	2.19	0.42
1:I:508:ILE:N	1:I:508:ILE:CD1	2.78	0.42
1:J:300:ALA:O	1:J:301:ASN:CB	2.65	0.42
1:J:383:TRP:CZ3	1:J:503:ILE:HG21	2.54	0.42
1:J:518:ARG:HD3	1:J:520:VAL:HG13	2.01	0.42
1:J:573:LEU:HD21	1:J:580:ILE:CD1	2.49	0.42
1:K:262:GLU:HA	1:K:262:GLU:OE1	2.19	0.42
1:K:386:PRO:HG3	1:K:595:SER:OG	2.19	0.42
1:K:403:LEU:HG	1:K:514:ASN:HD21	1.82	0.42
1:K:451:TYR:H	1:K:458:VAL:CB	2.16	0.42
1:K:599:TYR:CD1	1:K:599:TYR:N	2.87	0.42
1:L:438:THR:HG23	1:L:438:THR:O	2.18	0.42
1:L:462:ASN:HB3	1:L:463:PHE:H	1.69	0.42
1:L:599:TYR:N	1:L:599:TYR:CD1	2.87	0.42
1:M:218:ARG:CA	1:M:265:VAL:HG22	2.48	0.42
1:M:367:VAL:HG23	1:M:564:PRO:HB2	2.00	0.42
1:M:527:LEU:HD23	1:M:527:LEU:N	2.34	0.42
1:M:573:LEU:HD21	1:M:580:ILE:CD1	2.49	0.42
1:M:611:ILE:HD12	1:M:619:PHE:HE1	1.82	0.42
1:M:652:LEU:HD12	1:M:652:LEU:N	2.34	0.42

Continued on next page...

Continued from previous page...

Atom-1	Atom-2	Interatomic distance (Å)	Clash overlap (Å)
1:N:403:LEU:H	1:N:403:LEU:HD12	1.84	0.42
1:N:460:ASN:ND2	1:N:461:THR:H	2.17	0.42
1:N:636:ILE:HD13	1:N:636:ILE:O	2.19	0.42
1:O:221:ILE:O	1:O:221:ILE:HG13	2.15	0.42
1:O:582:VAL:HG12	1:O:583:PHE:N	2.33	0.42
1:P:259:ARG:O	1:Q:259:ARG:CZ	2.67	0.42
1:P:342:ILE:HD13	1:P:609:TYR:CD2	2.51	0.42
1:Q:451:TYR:C	1:Q:453:SER:H	2.22	0.42
1:Q:584:ASN:HD22	1:Q:584:ASN:HA	1.69	0.42
1:Q:636:ILE:HD13	1:Q:636:ILE:O	2.19	0.42
1:R:385:THR:HG23	1:R:386:PRO:HD2	2.01	0.42
1:R:401:GLU:OE1	1:R:402:LYS:CB	2.66	0.42
1:S:255:LEU:HD12	1:S:255:LEU:N	2.34	0.42
1:S:641:PHE:N	1:S:642:PRO:CD	2.82	0.42
1:T:297:ASN:ND2	1:T:298:PRO:HD2	2.31	0.42
1:T:367:VAL:HG23	1:T:564:PRO:HB2	2.00	0.42
1:T:403:LEU:H	1:T:403:LEU:HD12	1.84	0.42
1:T:430:THR:O	1:T:462:ASN:ND2	2.53	0.42
1:T:556:THR:HG21	1:T:628:PHE:CG	2.54	0.42
1:A:374:PHE:CD2	1:A:380:THR:HB	2.54	0.42
1:A:463:PHE:O	1:A:466:MET:HG2	2.20	0.42
1:B:162:VAL:C	1:B:164:SER:H	2.22	0.42
1:B:350:ILE:O	1:B:350:ILE:HG13	2.20	0.42
1:B:518:ARG:HD3	1:B:520:VAL:HG13	2.01	0.42
1:B:573:LEU:HD21	1:B:580:ILE:CD1	2.49	0.42
1:C:262:GLU:HA	1:C:262:GLU:OE1	2.19	0.42
1:C:374:PHE:CD2	1:C:380:THR:HB	2.54	0.42
1:C:425:ILE:HA	1:C:465:SER:OG	2.19	0.42
1:D:227:PHE:O	1:S:224:SER:CB	2.66	0.42
1:D:349:TRP:O	1:D:350:ILE:CG1	2.66	0.42
1:E:213:GLY:HA3	1:E:320:PHE:HA	2.01	0.42
1:E:280:SER:O	1:E:282:THR:HG23	2.19	0.42
1:F:327:PRO:HG3	1:R:236:VAL:HA	2.01	0.42
1:F:367:VAL:HG23	1:F:564:PRO:HB2	2.00	0.42
1:F:374:PHE:CD2	1:F:380:THR:HB	2.54	0.42
1:F:550:ILE:O	1:F:551:SER:HB3	2.20	0.42
1:F:563:HIS:HA	1:F:564:PRO:HD3	1.83	0.42
1:F:652:LEU:HD12	1:F:652:LEU:N	2.34	0.42
1:G:162:VAL:C	1:G:164:SER:H	2.22	0.42
1:G:385:THR:HG23	1:G:386:PRO:HD2	2.02	0.42
1:G:460:ASN:ND2	1:G:461:THR:H	2.17	0.42

Continued on next page...

Continued from previous page...

Atom-1	Atom-2	Interatomic distance (Å)	Clash overlap (Å)
1:H:395:ILE:HD11	1:H:524:ASP:HB2	2.01	0.42
1:H:425:ILE:HA	1:H:465:SER:OG	2.19	0.42
1:H:652:LEU:HD12	1:H:652:LEU:H	1.83	0.42
1:I:204:LEU:HD22	1:I:322:PHE:CZ	2.53	0.42
1:I:556:THR:HG21	1:I:628:PHE:CG	2.54	0.42
1:I:641:PHE:N	1:I:642:PRO:CD	2.82	0.42
1:J:601:LEU:CG	1:J:602:PRO:HD2	2.49	0.42
1:K:255:LEU:HD12	1:K:255:LEU:N	2.34	0.42
1:K:300:ALA:O	1:K:301:ASN:CB	2.65	0.42
1:K:556:THR:HG21	1:K:628:PHE:CG	2.54	0.42
1:K:582:VAL:HG12	1:K:583:PHE:N	2.34	0.42
1:L:204:LEU:HD22	1:L:322:PHE:CZ	2.53	0.42
1:L:386:PRO:HG3	1:L:595:SER:OG	2.19	0.42
1:L:636:ILE:O	1:L:636:ILE:HD13	2.19	0.42
1:M:395:ILE:HD11	1:M:524:ASP:HB2	2.01	0.42
1:M:438:THR:O	1:M:438:THR:HG23	2.18	0.42
1:N:162:VAL:C	1:N:164:SER:H	2.22	0.42
1:N:401:GLU:OE1	1:N:402:LYS:CB	2.67	0.42
1:N:462:ASN:HB3	1:N:463:PHE:H	1.69	0.42
1:O:166:TRP:C	1:O:168:ALA:N	2.71	0.42
1:O:383:TRP:CZ3	1:O:503:ILE:HG21	2.54	0.42
1:P:166:TRP:C	1:P:168:ALA:N	2.70	0.42
1:P:344:LYS:O	1:P:345:SER:CB	2.64	0.42
1:P:518:ARG:HD3	1:P:520:VAL:HG13	2.01	0.42
1:Q:300:ALA:O	1:Q:301:ASN:CB	2.65	0.42
1:Q:340:ASP:O	1:Q:340:ASP:CG	2.58	0.42
1:Q:401:GLU:OE1	1:Q:402:LYS:CB	2.67	0.42
1:Q:582:VAL:HG12	1:Q:583:PHE:N	2.33	0.42
1:Q:601:LEU:CG	1:Q:602:PRO:HD2	2.49	0.42
1:Q:652:LEU:H	1:Q:652:LEU:HD12	1.83	0.42
1:R:398:LYS:N	1:R:403:LEU:CD2	2.76	0.42
1:S:386:PRO:HG3	1:S:595:SER:OG	2.20	0.42
1:T:603:PRO:HA	1:T:625:SER:HB3	2.01	0.42
1:A:259:ARG:CZ	1:B:259:ARG:O	2.67	0.42
1:A:641:PHE:N	1:A:642:PRO:CD	2.82	0.42
1:B:271:LEU:CG	1:R:324:LEU:CD2	2.97	0.42
1:B:346:SER:CB	1:B:643:LEU:HB2	2.45	0.42
1:B:383:TRP:CZ3	1:B:503:ILE:HG21	2.54	0.42
1:B:393:VAL:HG11	1:B:406:GLY:O	2.20	0.42
1:B:425:ILE:HA	1:B:465:SER:OG	2.19	0.42
1:B:481:ILE:O	1:B:481:ILE:HG22	2.20	0.42

Continued on next page...

Continued from previous page...

Atom-1	Atom-2	Interatomic distance (Å)	Clash overlap (Å)
1:B:652:LEU:HD12	1:B:652:LEU:H	1.84	0.42
1:C:463:PHE:O	1:C:466:MET:HG2	2.20	0.42
1:D:175:SER:CB	1:D:311:THR:HA	2.47	0.42
1:D:425:ILE:HA	1:D:465:SER:OG	2.19	0.42
1:D:460:ASN:ND2	1:D:461:THR:H	2.17	0.42
1:D:463:PHE:O	1:D:466:MET:HG2	2.19	0.42
1:D:601:LEU:CG	1:D:602:PRO:HD2	2.49	0.42
1:D:636:ILE:O	1:D:636:ILE:HD13	2.19	0.42
1:D:652:LEU:HD12	1:D:652:LEU:H	1.83	0.42
1:E:204:LEU:HD22	1:E:322:PHE:CZ	2.53	0.42
1:E:327:PRO:CD	1:J:237:PRO:CG	2.55	0.42
1:E:340:ASP:O	1:E:340:ASP:CG	2.58	0.42
1:E:518:ARG:HD3	1:E:520:VAL:HG13	2.01	0.42
1:F:166:TRP:C	1:F:168:ALA:N	2.71	0.42
1:F:193:LEU:HD12	1:F:193:LEU:HA	1.78	0.42
1:F:200:TYR:HH	1:N:328:PRO:CG	2.29	0.42
1:F:213:GLY:HA3	1:F:320:PHE:HA	2.00	0.42
1:F:460:ASN:ND2	1:F:461:THR:H	2.17	0.42
1:F:481:ILE:O	1:F:481:ILE:HG22	2.19	0.42
1:G:223:GLY:O	1:N:259:ARG:NH2	2.47	0.42
1:G:353:ARG:HB2	1:G:369:GLN:HE22	1.83	0.42
1:G:403:LEU:HD12	1:G:403:LEU:H	1.84	0.42
1:G:430:THR:O	1:G:462:ASN:ND2	2.53	0.42
1:G:449:ARG:O	1:G:450:GLU:OE2	2.36	0.42
1:G:573:LEU:HD21	1:G:580:ILE:CD1	2.49	0.42
1:H:607:ALA:HB3	1:H:623:ILE:CG1	2.49	0.42
1:I:227:PHE:O	1:M:224:SER:CB	2.66	0.42
1:I:350:ILE:O	1:I:350:ILE:HG13	2.20	0.42
1:I:385:THR:HG23	1:I:386:PRO:HD2	2.01	0.42
1:I:451:TYR:C	1:I:453:SER:H	2.22	0.42
1:I:607:ALA:HB3	1:I:623:ILE:CG1	2.49	0.42
1:J:340:ASP:O	1:J:340:ASP:CG	2.58	0.42
1:J:374:PHE:CD2	1:J:380:THR:HB	2.54	0.42
1:J:430:THR:O	1:J:462:ASN:ND2	2.53	0.42
1:J:603:PRO:HA	1:J:625:SER:HB3	2.01	0.42
1:J:611:ILE:HD12	1:J:619:PHE:HE1	1.82	0.42
1:J:641:PHE:N	1:J:642:PRO:CD	2.82	0.42
1:K:367:VAL:HG23	1:K:564:PRO:HB2	2.00	0.42
1:K:393:VAL:HG11	1:K:406:GLY:O	2.20	0.42
1:L:262:GLU:HA	1:L:262:GLU:OE1	2.19	0.42
1:L:383:TRP:CZ3	1:L:503:ILE:HG21	2.54	0.42

Continued on next page...

Continued from previous page...

Atom-1	Atom-2	Interatomic distance (Å)	Clash overlap (Å)
1:L:449:ARG:O	1:L:450:GLU:OE2	2.36	0.42
1:L:661:ILE:CG1	1:L:662:ARG:N	2.77	0.42
1:M:262:GLU:HA	1:M:262:GLU:OE1	2.19	0.42
1:M:340:ASP:O	1:M:340:ASP:CG	2.58	0.42
1:M:383:TRP:CZ3	1:M:503:ILE:HG21	2.54	0.42
1:M:460:ASN:ND2	1:M:461:THR:H	2.17	0.42
1:M:655:ILE:O	1:M:655:ILE:HD12	2.19	0.42
1:N:430:THR:O	1:N:462:ASN:ND2	2.53	0.42
1:N:512:GLN:HB3	1:N:514:ASN:OD1	2.20	0.42
1:O:280:SER:O	1:O:282:THR:HG23	2.19	0.42
1:O:385:THR:HG23	1:O:386:PRO:HD2	2.02	0.42
1:O:403:LEU:HD12	1:O:403:LEU:H	1.84	0.42
1:P:324:LEU:HA	1:P:324:LEU:HD23	1.73	0.42
1:P:386:PRO:HG3	1:P:595:SER:OG	2.19	0.42
1:P:393:VAL:HG11	1:P:406:GLY:O	2.19	0.42
1:P:603:PRO:HA	1:P:625:SER:HB3	2.01	0.42
1:P:636:ILE:HD13	1:P:636:ILE:O	2.18	0.42
1:Q:213:GLY:HA3	1:Q:320:PHE:HA	2.00	0.42
1:Q:262:GLU:HA	1:Q:262:GLU:OE1	2.19	0.42
1:Q:395:ILE:HD11	1:Q:524:ASP:HB2	2.01	0.42
1:Q:403:LEU:H	1:Q:403:LEU:HD12	1.84	0.42
1:Q:637:GLY:O	1:Q:639:LEU:HD23	2.20	0.42
1:R:340:ASP:O	1:R:340:ASP:CG	2.58	0.42
1:R:374:PHE:CD2	1:R:380:THR:HB	2.54	0.42
1:R:512:GLN:HB3	1:R:514:ASN:OD1	2.20	0.42
1:R:582:VAL:HG12	1:R:583:PHE:N	2.33	0.42
1:S:301:ASN:HB3	1:S:302:ASP:H	1.51	0.42
1:S:451:TYR:O	1:S:453:SER:N	2.44	0.42
1:T:262:GLU:HA	1:T:262:GLU:OE1	2.19	0.42
1:T:599:TYR:CD1	1:T:599:TYR:N	2.87	0.42
1:A:262:GLU:HA	1:A:262:GLU:OE1	2.19	0.42
1:A:340:ASP:O	1:A:340:ASP:CG	2.58	0.42
1:A:350:ILE:O	1:A:350:ILE:HG13	2.20	0.42
1:A:353:ARG:HB2	1:A:369:GLN:HE22	1.83	0.42
1:A:401:GLU:OE1	1:A:402:LYS:CB	2.67	0.42
1:B:401:GLU:OE1	1:B:402:LYS:CB	2.66	0.42
1:B:527:LEU:HD23	1:B:527:LEU:N	2.34	0.42
1:B:601:LEU:HG	1:B:602:PRO:HD2	2.02	0.42
1:C:297:ASN:ND2	1:C:298:PRO:N	2.60	0.42
1:C:471:ALA:HB2	1:C:527:LEU:CB	2.39	0.42
1:D:262:GLU:HA	1:D:262:GLU:OE1	2.19	0.42

Continued on next page...

Continued from previous page...

Atom-1	Atom-2	Interatomic distance (Å)	Clash overlap (Å)
1:D:361:PHE:HE1	1:D:619:PHE:HZ	1.63	0.42
1:D:383:TRP:CZ3	1:D:503:ILE:HG21	2.54	0.42
1:D:518:ARG:HD3	1:D:520:VAL:HG13	2.01	0.42
1:D:527:LEU:HD23	1:D:527:LEU:N	2.34	0.42
1:D:603:PRO:HA	1:D:625:SER:HB3	2.01	0.42
1:D:641:PHE:N	1:D:642:PRO:CD	2.82	0.42
1:E:175:SER:CB	1:E:311:THR:HA	2.47	0.42
1:E:350:ILE:CA	1:E:357:ASP:HA	2.43	0.42
1:E:383:TRP:CZ3	1:E:503:ILE:HG21	2.54	0.42
1:E:463:PHE:O	1:E:466:MET:HG2	2.20	0.42
1:F:280:SER:CB	1:F:334:HIS:CG	2.80	0.42
1:F:385:THR:HG23	1:F:386:PRO:HD2	2.02	0.42
1:F:425:ILE:HA	1:F:465:SER:OG	2.19	0.42
1:F:552:VAL:HG12	1:F:553:LEU:N	2.33	0.42
1:G:386:PRO:HG3	1:G:595:SER:OG	2.20	0.42
1:G:395:ILE:HD11	1:G:524:ASP:HB2	2.01	0.42
1:G:512:GLN:HB3	1:G:514:ASN:OD1	2.19	0.42
1:G:599:TYR:CD1	1:G:599:TYR:N	2.87	0.42
1:H:340:ASP:CG	1:H:340:ASP:O	2.58	0.42
1:H:383:TRP:CZ3	1:H:503:ILE:HG21	2.54	0.42
1:H:460:ASN:ND2	1:H:461:THR:H	2.17	0.42
1:I:213:GLY:HA3	1:I:320:PHE:HA	2.00	0.42
1:I:374:PHE:CD2	1:I:380:THR:HB	2.54	0.42
1:I:438:THR:C	1:I:457:ILE:HG13	2.38	0.42
1:I:652:LEU:HD12	1:I:652:LEU:H	1.84	0.42
1:J:393:VAL:HG11	1:J:406:GLY:O	2.19	0.42
1:J:401:GLU:OE1	1:J:402:LYS:CB	2.67	0.42
1:J:463:PHE:O	1:J:466:MET:HG2	2.19	0.42
1:J:470:GLY:N	1:J:530:LEU:HD13	2.31	0.42
1:J:478:ASP:HB3	1:J:479:LYS:H	1.61	0.42
1:K:383:TRP:CZ3	1:K:503:ILE:HG21	2.54	0.42
1:K:519:ASP:O	1:K:519:ASP:CG	2.58	0.42
1:L:350:ILE:CA	1:L:357:ASP:HA	2.44	0.42
1:L:374:PHE:CD2	1:L:380:THR:HB	2.54	0.42
1:L:395:ILE:HD11	1:L:524:ASP:HB2	2.01	0.42
1:L:463:PHE:O	1:L:466:MET:HG2	2.20	0.42
1:L:550:ILE:O	1:L:551:SER:HB3	2.19	0.42
1:L:607:ALA:HB3	1:L:623:ILE:CG1	2.49	0.42
1:M:374:PHE:CD2	1:M:380:THR:HB	2.54	0.42
1:M:386:PRO:HG3	1:M:595:SER:OG	2.20	0.42
1:M:393:VAL:HG11	1:M:406:GLY:O	2.20	0.42

Continued on next page...

Continued from previous page...

Atom-1	Atom-2	Interatomic distance (Å)	Clash overlap (Å)
1:M:481:ILE:O	1:M:481:ILE:HG22	2.19	0.42
1:M:512:GLN:HB3	1:M:514:ASN:OD1	2.20	0.42
1:M:550:ILE:O	1:M:551:SER:HB3	2.20	0.42
1:M:607:ALA:HB3	1:M:623:ILE:CG1	2.49	0.42
1:N:261:VAL:CG1	1:R:260:GLN:CG	2.97	0.42
1:N:386:PRO:HG3	1:N:595:SER:OG	2.19	0.42
1:N:637:GLY:O	1:N:639:LEU:HD23	2.20	0.42
1:N:661:ILE:CG1	1:N:662:ARG:N	2.77	0.42
1:O:340:ASP:O	1:O:340:ASP:CG	2.58	0.42
1:O:430:THR:O	1:O:462:ASN:ND2	2.53	0.42
1:O:652:LEU:HD12	1:O:652:LEU:H	1.83	0.42
1:P:218:ARG:CA	1:P:265:VAL:HG22	2.48	0.42
1:P:463:PHE:O	1:P:466:MET:HG2	2.20	0.42
1:P:527:LEU:HD23	1:P:527:LEU:N	2.34	0.42
1:Q:280:SER:O	1:Q:282:THR:HG23	2.19	0.42
1:Q:280:SER:HB2	1:Q:334:HIS:CE1	2.52	0.42
1:Q:374:PHE:CD2	1:Q:380:THR:HB	2.54	0.42
1:Q:430:THR:O	1:Q:462:ASN:ND2	2.53	0.42
1:R:344:LYS:O	1:R:345:SER:CB	2.64	0.42
1:R:430:THR:O	1:R:462:ASN:ND2	2.53	0.42
1:R:451:TYR:C	1:R:453:SER:H	2.22	0.42
1:R:527:LEU:HD23	1:R:527:LEU:N	2.34	0.42
1:R:599:TYR:N	1:R:599:TYR:CD1	2.87	0.42
1:R:607:ALA:HB3	1:R:623:ILE:CG1	2.49	0.42
1:R:610:ARG:HH21	1:R:648:MET:HE1	1.85	0.42
1:R:637:GLY:O	1:R:639:LEU:HD23	2.20	0.42
1:S:340:ASP:O	1:S:340:ASP:CG	2.58	0.42
1:S:350:ILE:O	1:S:350:ILE:HG13	2.20	0.42
1:S:393:VAL:HG11	1:S:406:GLY:O	2.20	0.42
1:S:601:LEU:CG	1:S:602:PRO:HD2	2.49	0.42
1:S:607:ALA:HB3	1:S:623:ILE:CG1	2.49	0.42
1:T:255:LEU:HD12	1:T:255:LEU:N	2.34	0.42
1:T:342:ILE:HD13	1:T:609:TYR:CD2	2.51	0.42
1:T:563:HIS:HA	1:T:564:PRO:HD3	1.83	0.42
1:T:611:ILE:HD12	1:T:619:PHE:HE1	1.82	0.42
1:T:652:LEU:HD12	1:T:652:LEU:N	2.34	0.42
1:A:210:ALA:HB3	1:A:324:LEU:N	2.25	0.42
1:A:439:THR:HG1	1:A:457:ILE:N	2.17	0.42
1:A:481:ILE:O	1:A:481:ILE:HG22	2.19	0.42
1:B:190:LYS:HE3	1:B:652:LEU:HB3	1.42	0.42
1:B:255:LEU:N	1:B:255:LEU:HD12	2.34	0.42

Continued on next page...

Continued from previous page...

Atom-1	Atom-2	Interatomic distance (Å)	Clash overlap (Å)
1:B:449:ARG:O	1:B:450:GLU:OE2	2.36	0.42
1:B:607:ALA:HB3	1:B:623:ILE:CG1	2.49	0.42
1:C:218:ARG:CA	1:C:265:VAL:HG22	2.48	0.42
1:C:361:PHE:HE1	1:C:619:PHE:HZ	1.63	0.42
1:C:383:TRP:CZ3	1:C:503:ILE:HG21	2.54	0.42
1:C:386:PRO:HG3	1:C:595:SER:OG	2.19	0.42
1:C:402:LYS:HD3	1:C:511:PHE:CE2	2.34	0.42
1:C:460:ASN:ND2	1:C:461:THR:H	2.17	0.42
1:C:478:ASP:HB3	1:C:479:LYS:H	1.61	0.42
1:D:259:ARG:CZ	1:S:259:ARG:O	2.67	0.42
1:D:350:ILE:O	1:D:350:ILE:HG13	2.20	0.42
1:D:607:ALA:HB3	1:D:623:ILE:CG1	2.49	0.42
1:E:403:LEU:H	1:E:403:LEU:HD12	1.84	0.42
1:E:481:ILE:O	1:E:481:ILE:HG22	2.20	0.42
1:E:556:THR:HG21	1:E:628:PHE:CG	2.54	0.42
1:F:288:VAL:HG12	1:F:289:ILE:H	1.80	0.42
1:F:451:TYR:C	1:F:453:SER:H	2.22	0.42
1:F:512:GLN:HB3	1:F:514:ASN:OD1	2.20	0.42
1:G:374:PHE:CD2	1:G:380:THR:HB	2.54	0.42
1:G:393:VAL:HG11	1:G:406:GLY:O	2.19	0.42
1:G:550:ILE:O	1:G:551:SER:HB3	2.20	0.42
1:H:213:GLY:HA3	1:H:320:PHE:HA	2.00	0.42
1:I:398:LYS:N	1:I:403:LEU:CD2	2.76	0.42
1:I:603:PRO:HA	1:I:625:SER:HB3	2.01	0.42
1:J:213:GLY:HA3	1:J:320:PHE:HA	2.00	0.42
1:J:262:GLU:OE1	1:J:262:GLU:HA	2.19	0.42
1:J:512:GLN:HB3	1:J:514:ASN:OD1	2.20	0.42
1:J:582:VAL:HG12	1:J:583:PHE:N	2.33	0.42
1:J:584:ASN:HD22	1:J:584:ASN:HA	1.69	0.42
1:K:346:SER:CB	1:K:643:LEU:HB2	2.45	0.42
1:L:393:VAL:HG11	1:L:406:GLY:O	2.20	0.42
1:L:416:ILE:H	1:L:416:ILE:CD1	2.10	0.42
1:L:430:THR:O	1:L:462:ASN:ND2	2.53	0.42
1:L:655:ILE:O	1:L:655:ILE:HD12	2.19	0.42
1:M:230:LYS:NZ	1:R:220:SER:OG	2.39	0.42
1:M:301:ASN:HB3	1:M:302:ASP:H	1.51	0.42
1:M:350:ILE:O	1:M:350:ILE:HG13	2.20	0.42
1:M:508:ILE:N	1:M:508:ILE:CD1	2.78	0.42
1:M:601:LEU:CG	1:M:602:PRO:HD2	2.49	0.42
1:M:603:PRO:HA	1:M:625:SER:HB3	2.01	0.42
1:N:602:PRO:CG	1:N:605:SER:CB	2.73	0.42

Continued on next page...

Continued from previous page...

Atom-1	Atom-2	Interatomic distance (Å)	Clash overlap (Å)
1:O:262:GLU:HA	1:O:262:GLU:OE1	2.19	0.42
1:O:288:VAL:HG12	1:O:289:ILE:H	1.80	0.42
1:O:507:LYS:H	1:O:508:ILE:CD1	2.30	0.42
1:O:556:THR:HG21	1:O:628:PHE:CG	2.54	0.42
1:P:280:SER:HB2	1:P:334:HIS:CE1	2.52	0.42
1:P:481:ILE:O	1:P:481:ILE:HG22	2.19	0.42
1:P:615:ASN:HB2	1:P:616:GLY:H	1.72	0.42
1:Q:350:ILE:O	1:Q:350:ILE:HG13	2.20	0.42
1:Q:550:ILE:O	1:Q:551:SER:HB3	2.20	0.42
1:R:451:TYR:O	1:R:453:SER:N	2.44	0.42
1:S:204:LEU:HD22	1:S:322:PHE:CZ	2.53	0.42
1:S:280:SER:HB2	1:S:334:HIS:CE1	2.52	0.42
1:S:550:ILE:O	1:S:551:SER:HB3	2.19	0.42
1:S:582:VAL:HG12	1:S:583:PHE:N	2.33	0.42
1:A:218:ARG:CA	1:A:265:VAL:HG22	2.48	0.42
1:A:327:PRO:HG3	1:L:236:VAL:HA	2.02	0.42
1:B:430:THR:O	1:B:462:ASN:ND2	2.53	0.42
1:B:512:GLN:HB3	1:B:514:ASN:OD1	2.20	0.42
1:B:601:LEU:CG	1:B:602:PRO:HD2	2.49	0.42
1:C:179:SER:N	1:C:182:GLU:OE2	2.43	0.42
1:C:481:ILE:O	1:C:481:ILE:HG22	2.19	0.42
1:C:512:GLN:HB3	1:C:514:ASN:OD1	2.20	0.42
1:C:603:PRO:HA	1:C:625:SER:HB3	2.01	0.42
1:D:297:ASN:ND2	1:D:298:PRO:N	2.60	0.42
1:D:519:ASP:O	1:D:519:ASP:CG	2.58	0.42
1:D:550:ILE:O	1:D:551:SER:HB3	2.20	0.42
1:D:605:SER:HB2	1:D:650:ILE:HG21	1.99	0.42
1:E:190:LYS:HE3	1:E:652:LEU:HB3	1.42	0.42
1:E:328:PRO:CD	1:J:252:PRO:HD3	2.47	0.42
1:E:368:PHE:CD1	1:E:547:VAL:HG21	2.55	0.42
1:E:601:LEU:CG	1:E:602:PRO:HD2	2.49	0.42
1:F:261:VAL:CG1	1:K:260:GLN:HG3	2.47	0.42
1:F:340:ASP:O	1:F:340:ASP:CG	2.58	0.42
1:F:363:ILE:H	1:F:363:ILE:HG13	1.75	0.42
1:F:383:TRP:CZ3	1:F:503:ILE:HG21	2.54	0.42
1:F:386:PRO:HG3	1:F:595:SER:OG	2.19	0.42
1:F:401:GLU:OE1	1:F:402:LYS:CB	2.67	0.42
1:F:601:LEU:CG	1:F:602:PRO:HD2	2.49	0.42
1:F:636:ILE:HD13	1:F:636:ILE:O	2.19	0.42
1:G:262:GLU:HA	1:G:262:GLU:OE1	2.19	0.42
1:G:425:ILE:HA	1:G:465:SER:OG	2.19	0.42

Continued on next page...

Continued from previous page...

Atom-1	Atom-2	Interatomic distance (Å)	Clash overlap (Å)
1:H:260:GLN:CG	1:T:261:VAL:CG1	2.97	0.42
1:H:393:VAL:HG11	1:H:406:GLY:O	2.19	0.42
1:H:430:THR:O	1:H:462:ASN:ND2	2.53	0.42
1:H:463:PHE:O	1:H:466:MET:HG2	2.20	0.42
1:H:637:GLY:O	1:H:639:LEU:HD23	2.20	0.42
1:I:353:ARG:HB2	1:I:369:GLN:HE22	1.83	0.42
1:I:550:ILE:O	1:I:551:SER:HB3	2.20	0.42
1:J:175:SER:CB	1:J:311:THR:HA	2.47	0.42
1:J:386:PRO:HG3	1:J:595:SER:OG	2.19	0.42
1:K:512:GLN:HB3	1:K:514:ASN:OD1	2.20	0.42
1:K:601:LEU:HG	1:K:602:PRO:HD2	2.02	0.42
1:K:601:LEU:CG	1:K:602:PRO:HD2	2.49	0.42
1:L:259:ARG:O	1:T:259:ARG:CZ	2.67	0.42
1:L:280:SER:O	1:L:282:THR:HG23	2.19	0.42
1:L:512:GLN:HB3	1:L:514:ASN:OD1	2.20	0.42
1:L:527:LEU:HD23	1:L:527:LEU:N	2.34	0.42
1:M:385:THR:HG23	1:M:386:PRO:HD2	2.02	0.42
1:M:405:ILE:HA	1:M:508:ILE:HG12	2.02	0.42
1:M:463:PHE:O	1:M:466:MET:HG2	2.20	0.42
1:N:425:ILE:HA	1:N:465:SER:OG	2.19	0.42
1:N:601:LEU:CG	1:N:602:PRO:HD2	2.49	0.42
1:O:300:ALA:O	1:O:301:ASN:CB	2.65	0.42
1:O:374:PHE:CD2	1:O:380:THR:HB	2.54	0.42
1:O:425:ILE:HA	1:O:465:SER:OG	2.19	0.42
1:O:463:PHE:O	1:O:466:MET:HG2	2.20	0.42
1:O:481:ILE:O	1:O:481:ILE:HG22	2.19	0.42
1:O:550:ILE:O	1:O:551:SER:HB3	2.20	0.42
1:P:255:LEU:HD12	1:P:255:LEU:N	2.34	0.42
1:P:262:GLU:HA	1:P:262:GLU:OE1	2.19	0.42
1:P:280:SER:O	1:P:282:THR:HG23	2.19	0.42
1:P:340:ASP:CG	1:P:340:ASP:O	2.58	0.42
1:P:507:LYS:H	1:P:508:ILE:CD1	2.30	0.42
1:P:601:LEU:CG	1:P:602:PRO:HD2	2.49	0.42
1:P:655:ILE:O	1:P:655:ILE:HD12	2.19	0.42
1:Q:218:ARG:CA	1:Q:265:VAL:HG22	2.48	0.42
1:Q:368:PHE:CD1	1:Q:547:VAL:HG21	2.55	0.42
1:Q:463:PHE:O	1:Q:466:MET:HG2	2.19	0.42
1:R:280:SER:HB2	1:R:334:HIS:CE1	2.52	0.42
1:R:395:ILE:HD11	1:R:524:ASP:HB2	2.01	0.42
1:R:403:LEU:H	1:R:403:LEU:HD12	1.84	0.42
1:R:463:PHE:O	1:R:466:MET:HG2	2.20	0.42

Continued on next page...

Continued from previous page...

Atom-1	Atom-2	Interatomic distance (Å)	Clash overlap (Å)
1:R:556:THR:HG21	1:R:628:PHE:CG	2.54	0.42
1:R:652:LEU:HD12	1:R:652:LEU:N	2.34	0.42
1:S:297:ASN:ND2	1:S:298:PRO:HD2	2.31	0.42
1:S:405:ILE:HA	1:S:508:ILE:HG12	2.02	0.42
1:T:175:SER:CB	1:T:311:THR:HA	2.47	0.42
1:T:340:ASP:O	1:T:340:ASP:CG	2.58	0.42
1:T:601:LEU:HG	1:T:602:PRO:HD2	2.02	0.42
1:A:280:SER:CB	1:A:334:HIS:CG	2.80	0.42
1:A:386:PRO:HG3	1:A:595:SER:OG	2.20	0.42
1:B:280:SER:O	1:B:282:THR:HG23	2.19	0.42
1:B:550:ILE:O	1:B:551:SER:HB3	2.20	0.42
1:C:601:LEU:HG	1:C:602:PRO:HD2	2.02	0.42
1:C:652:LEU:HD12	1:C:652:LEU:N	2.34	0.42
1:D:260:GLN:CG	1:S:261:VAL:CG1	2.97	0.42
1:D:599:TYR:N	1:D:599:TYR:CD1	2.87	0.42
1:E:166:TRP:C	1:E:168:ALA:N	2.70	0.42
1:E:255:LEU:HD12	1:E:255:LEU:N	2.34	0.42
1:E:374:PHE:CD2	1:E:380:THR:HB	2.54	0.42
1:E:411:PHE:CD1	1:E:418:ASP:N	2.87	0.42
1:F:259:ARG:O	1:K:259:ARG:CZ	2.68	0.42
1:F:324:LEU:CD2	1:R:271:LEU:CG	2.97	0.42
1:F:395:ILE:HD11	1:F:524:ASP:HB2	2.01	0.42
1:F:403:LEU:H	1:F:403:LEU:HD12	1.84	0.42
1:F:463:PHE:O	1:F:466:MET:HG2	2.20	0.42
1:F:603:PRO:HA	1:F:625:SER:HB3	2.01	0.42
1:F:637:GLY:O	1:F:639:LEU:HD23	2.20	0.42
1:F:641:PHE:N	1:F:642:PRO:CD	2.82	0.42
1:G:463:PHE:O	1:G:466:MET:HG2	2.20	0.42
1:H:401:GLU:OE1	1:H:402:LYS:CB	2.67	0.42
1:H:599:TYR:CD1	1:H:599:TYR:N	2.87	0.42
1:I:300:ALA:O	1:I:301:ASN:CB	2.65	0.42
1:I:395:ILE:HD11	1:I:524:ASP:HB2	2.01	0.42
1:J:301:ASN:HB3	1:J:302:ASP:H	1.51	0.42
1:J:385:THR:HG23	1:J:386:PRO:HD2	2.01	0.42
1:J:451:TYR:C	1:J:453:SER:H	2.22	0.42
1:J:550:ILE:O	1:J:551:SER:HB3	2.20	0.42
1:J:636:ILE:HD13	1:J:636:ILE:O	2.19	0.42
1:K:179:SER:N	1:K:182:GLU:OE2	2.43	0.42
1:K:342:ILE:HD13	1:K:609:TYR:CD2	2.51	0.42
1:K:368:PHE:CD1	1:K:547:VAL:HG21	2.55	0.42
1:K:425:ILE:HG12	1:K:425:ILE:O	2.20	0.42

Continued on next page...

Continued from previous page...

Atom-1	Atom-2	Interatomic distance (Å)	Clash overlap (Å)
1:K:603:PRO:HA	1:K:625:SER:HB3	2.01	0.42
1:L:385:THR:HG23	1:L:386:PRO:HD2	2.02	0.42
1:L:460:ASN:ND2	1:L:461:THR:H	2.17	0.42
1:L:584:ASN:HD22	1:L:584:ASN:HA	1.69	0.42
1:M:411:PHE:CD1	1:M:418:ASP:N	2.87	0.42
1:M:424:THR:CG2	1:M:425:ILE:HD13	2.45	0.42
1:M:506:THR:O	1:M:507:LYS:HG3	2.20	0.42
1:N:367:VAL:HG23	1:N:564:PRO:HB2	2.00	0.42
1:N:601:LEU:HG	1:N:602:PRO:HD2	2.02	0.42
1:N:641:PHE:N	1:N:642:PRO:CD	2.82	0.42
1:O:451:TYR:C	1:O:453:SER:H	2.22	0.42
1:O:512:GLN:HB3	1:O:514:ASN:OD1	2.20	0.42
1:O:601:LEU:CG	1:O:602:PRO:HD2	2.50	0.42
1:P:385:THR:HG23	1:P:386:PRO:HD2	2.02	0.42
1:P:607:ALA:HB3	1:P:623:ILE:CG1	2.49	0.42
1:Q:193:LEU:HD12	1:Q:193:LEU:HA	1.79	0.42
1:Q:470:GLY:N	1:Q:530:LEU:HD13	2.31	0.42
1:Q:512:GLN:HB3	1:Q:514:ASN:OD1	2.20	0.42
1:Q:573:LEU:HD21	1:Q:580:ILE:CD1	2.49	0.42
1:Q:599:TYR:CD1	1:Q:599:TYR:N	2.87	0.42
1:R:383:TRP:CZ3	1:R:503:ILE:HG21	2.54	0.42
1:R:405:ILE:HA	1:R:508:ILE:HG12	2.02	0.42
1:S:439:THR:CG2	1:S:457:ILE:CD1	2.87	0.42
1:S:599:TYR:CD1	1:S:599:TYR:N	2.87	0.42
1:S:636:ILE:HD13	1:S:636:ILE:O	2.19	0.42
1:T:386:PRO:HG3	1:T:595:SER:OG	2.19	0.42
1:T:393:VAL:HG11	1:T:406:GLY:O	2.20	0.42
1:T:473:GLN:HA	1:T:524:ASP:CG	2.40	0.42
1:T:607:ALA:HB3	1:T:623:ILE:CG1	2.49	0.42
1:A:606:PHE:HB3	1:A:607:ALA:H	1.72	0.42
1:B:340:ASP:O	1:B:340:ASP:CG	2.58	0.42
1:B:368:PHE:CD1	1:B:547:VAL:HG21	2.55	0.42
1:B:414:PRO:O	1:B:416:ILE:HD12	2.20	0.42
1:B:636:ILE:HD13	1:B:636:ILE:O	2.19	0.42
1:C:411:PHE:CD1	1:C:418:ASP:N	2.87	0.42
1:C:506:THR:O	1:C:507:LYS:HG3	2.20	0.42
1:C:550:ILE:O	1:C:551:SER:HB3	2.20	0.42
1:C:655:ILE:HD12	1:C:655:ILE:O	2.18	0.42
1:D:395:ILE:HD11	1:D:524:ASP:HB2	2.01	0.42
1:E:385:THR:HG23	1:E:386:PRO:HD2	2.02	0.42
1:E:393:VAL:HG11	1:E:406:GLY:O	2.19	0.42

Continued on next page...

Continued from previous page...

Atom-1	Atom-2	Interatomic distance (Å)	Clash overlap (Å)
1:F:425:ILE:HG12	1:F:425:ILE:O	2.20	0.42
1:G:179:SER:N	1:G:182:GLU:OE2	2.43	0.42
1:G:368:PHE:CD1	1:G:547:VAL:HG21	2.55	0.42
1:G:490:ALA:HB1	1:G:499:PRO:HA	2.02	0.42
1:G:636:ILE:HD13	1:G:636:ILE:O	2.18	0.42
1:H:166:TRP:C	1:H:168:ALA:N	2.71	0.42
1:H:259:ARG:CZ	1:T:259:ARG:O	2.68	0.42
1:H:405:ILE:HA	1:H:508:ILE:HG12	2.02	0.42
1:H:438:THR:HG23	1:H:438:THR:O	2.18	0.42
1:H:490:ALA:HB1	1:H:499:PRO:HA	2.02	0.42
1:H:584:ASN:HD22	1:H:584:ASN:HA	1.69	0.42
1:H:636:ILE:O	1:H:636:ILE:HD13	2.19	0.42
1:I:259:ARG:CZ	1:M:259:ARG:O	2.67	0.42
1:I:637:GLY:O	1:I:639:LEU:HD23	2.20	0.42
1:J:350:ILE:O	1:J:350:ILE:HG13	2.20	0.42
1:J:411:PHE:CD1	1:J:418:ASP:N	2.87	0.42
1:K:218:ARG:CA	1:K:265:VAL:HG22	2.48	0.42
1:K:340:ASP:O	1:K:340:ASP:CG	2.58	0.42
1:K:402:LYS:HD3	1:K:511:PHE:CE2	2.34	0.42
1:L:212:SER:O	1:L:320:PHE:HA	2.20	0.42
1:L:403:LEU:H	1:L:403:LEU:HD12	1.84	0.42
1:L:601:LEU:CG	1:L:602:PRO:HD2	2.49	0.42
1:M:259:ARG:CZ	1:R:259:ARG:O	2.68	0.42
1:M:260:GLN:HG3	1:R:261:VAL:CG1	2.47	0.42
1:M:368:PHE:CD1	1:M:547:VAL:HG21	2.55	0.42
1:M:414:PRO:O	1:M:416:ILE:HD12	2.20	0.42
1:N:383:TRP:CZ3	1:N:503:ILE:HG21	2.54	0.42
1:N:607:ALA:HB3	1:N:623:ILE:CG1	2.49	0.42
1:O:297:ASN:ND2	1:O:298:PRO:N	2.60	0.42
1:O:393:VAL:HG11	1:O:406:GLY:O	2.19	0.42
1:O:637:GLY:O	1:O:639:LEU:HD23	2.20	0.42
1:P:430:THR:O	1:P:462:ASN:ND2	2.52	0.42
1:P:637:GLY:O	1:P:639:LEU:HD23	2.20	0.42
1:Q:393:VAL:HG11	1:Q:406:GLY:O	2.20	0.42
1:Q:508:ILE:N	1:Q:508:ILE:CD1	2.78	0.42
1:R:393:VAL:HG11	1:R:406:GLY:O	2.19	0.42
1:R:425:ILE:HG12	1:R:425:ILE:O	2.20	0.42
1:R:519:ASP:O	1:R:519:ASP:CG	2.58	0.42
1:S:527:LEU:HD23	1:S:527:LEU:N	2.34	0.42
1:S:556:THR:HG21	1:S:628:PHE:CG	2.54	0.42
1:T:301:ASN:HB3	1:T:302:ASP:H	1.51	0.42

Continued on next page...

Continued from previous page...

Atom-1	Atom-2	Interatomic distance (Å)	Clash overlap (Å)
1:T:573:LEU:HD21	1:T:580:ILE:CD1	2.49	0.42
1:A:185:GLY:HA2	1:A:290:MET:CG	2.50	0.42
1:A:508:ILE:N	1:A:508:ILE:CD1	2.78	0.42
1:A:573:LEU:HD21	1:A:580:ILE:CD1	2.49	0.42
1:A:599:TYR:CD1	1:A:599:TYR:N	2.87	0.42
1:B:599:TYR:CD1	1:B:599:TYR:N	2.87	0.42
1:C:430:THR:O	1:C:462:ASN:ND2	2.53	0.42
1:C:439:THR:HG1	1:C:457:ILE:N	2.18	0.42
1:C:473:GLN:HA	1:C:524:ASP:CG	2.40	0.42
1:C:490:ALA:HB1	1:C:499:PRO:HA	2.02	0.42
1:C:637:GLY:O	1:C:639:LEU:HD23	2.20	0.42
1:D:368:PHE:CD1	1:D:547:VAL:HG21	2.55	0.42
1:D:430:THR:O	1:D:462:ASN:ND2	2.53	0.42
1:E:386:PRO:HG3	1:E:595:SER:OG	2.19	0.42
1:E:414:PRO:O	1:E:416:ILE:HD12	2.20	0.42
1:E:490:ALA:HB1	1:E:499:PRO:HA	2.02	0.42
1:E:652:LEU:HD12	1:E:652:LEU:H	1.83	0.42
1:F:280:SER:O	1:F:282:THR:HG23	2.19	0.42
1:F:342:ILE:HD13	1:F:609:TYR:CD2	2.51	0.42
1:F:599:TYR:CD1	1:F:599:TYR:N	2.87	0.42
1:G:185:GLY:HA2	1:G:290:MET:CG	2.50	0.42
1:G:340:ASP:O	1:G:340:ASP:CG	2.58	0.42
1:G:398:LYS:N	1:G:403:LEU:CD2	2.76	0.42
1:G:425:ILE:HG12	1:G:425:ILE:O	2.20	0.42
1:G:470:GLY:N	1:G:530:LEU:HD13	2.31	0.42
1:G:637:GLY:O	1:G:639:LEU:HD23	2.20	0.42
1:H:261:VAL:CG1	1:O:260:GLN:HG3	2.47	0.42
1:H:374:PHE:CD2	1:H:380:THR:HB	2.54	0.42
1:H:508:ILE:N	1:H:508:ILE:CD1	2.78	0.42
1:H:550:ILE:O	1:H:551:SER:HB3	2.19	0.42
1:I:262:GLU:HA	1:I:262:GLU:OE1	2.19	0.42
1:I:342:ILE:HD13	1:I:609:TYR:CD2	2.51	0.42
1:I:386:PRO:HG3	1:I:595:SER:OG	2.19	0.42
1:J:221:ILE:O	1:J:221:ILE:HG13	2.15	0.42
1:J:368:PHE:CD1	1:J:547:VAL:HG21	2.55	0.42
1:J:405:ILE:HA	1:J:508:ILE:HG12	2.02	0.42
1:J:481:ILE:O	1:J:481:ILE:HG22	2.19	0.42
1:K:430:THR:O	1:K:462:ASN:ND2	2.53	0.42
1:K:506:THR:O	1:K:507:LYS:HG3	2.20	0.42
1:K:611:ILE:HD12	1:K:619:PHE:HE1	1.82	0.42
1:K:637:GLY:O	1:K:639:LEU:HD23	2.20	0.42

Continued on next page...

Continued from previous page...

Atom-1	Atom-2	Interatomic distance (Å)	Clash overlap (Å)
1:K:652:LEU:HD12	1:K:652:LEU:N	2.34	0.42
1:L:288:VAL:CG1	1:L:289:ILE:N	2.83	0.42
1:M:175:SER:CB	1:M:311:THR:HA	2.47	0.42
1:M:234:ILE:HD11	1:M:288:VAL:HB	2.02	0.42
1:M:451:TYR:C	1:M:453:SER:H	2.22	0.42
1:M:519:ASP:O	1:M:519:ASP:CG	2.58	0.42
1:M:601:LEU:HG	1:M:602:PRO:HD2	2.02	0.42
1:M:637:GLY:O	1:M:639:LEU:HD23	2.20	0.42
1:O:193:LEU:HD12	1:O:193:LEU:HA	1.79	0.42
1:O:414:PRO:O	1:O:416:ILE:HD12	2.20	0.42
1:O:451:TYR:O	1:O:453:SER:N	2.44	0.42
1:O:506:THR:O	1:O:507:LYS:HG3	2.20	0.42
1:O:641:PHE:N	1:O:642:PRO:CD	2.82	0.42
1:P:300:ALA:O	1:P:301:ASN:CB	2.65	0.42
1:P:451:TYR:O	1:P:453:SER:N	2.44	0.42
1:Q:652:LEU:HD12	1:Q:652:LEU:N	2.34	0.42
1:R:162:VAL:C	1:R:164:SER:H	2.22	0.42
1:R:262:GLU:OE1	1:R:262:GLU:HA	2.19	0.42
1:S:383:TRP:CZ3	1:S:503:ILE:HG21	2.54	0.42
1:S:490:ALA:HB1	1:S:499:PRO:HA	2.02	0.42
1:S:611:ILE:HD12	1:S:619:PHE:HE1	1.82	0.42
1:T:425:ILE:HA	1:T:465:SER:OG	2.19	0.42
1:T:490:ALA:HB1	1:T:499:PRO:HA	2.02	0.42
1:T:512:GLN:HB3	1:T:514:ASN:OD1	2.20	0.42
1:A:324:LEU:CD2	1:L:271:LEU:CG	2.97	0.42
1:A:368:PHE:CD1	1:A:547:VAL:HG21	2.55	0.42
1:A:414:PRO:O	1:A:416:ILE:HD12	2.20	0.42
1:B:386:PRO:HG3	1:B:595:SER:OG	2.19	0.42
1:B:470:GLY:N	1:B:530:LEU:HD13	2.31	0.42
1:C:368:PHE:CD1	1:C:547:VAL:HG21	2.55	0.42
1:C:395:ILE:HD11	1:C:524:ASP:HB2	2.01	0.42
1:C:414:PRO:O	1:C:416:ILE:HD12	2.20	0.42
1:C:601:LEU:CG	1:C:602:PRO:HD2	2.49	0.42
1:C:607:ALA:HB3	1:C:623:ILE:CG1	2.49	0.42
1:D:212:SER:O	1:D:320:PHE:HA	2.20	0.42
1:D:374:PHE:CD2	1:D:380:THR:HB	2.54	0.42
1:E:260:GLN:HG3	1:O:261:VAL:CG1	2.47	0.42
1:F:262:GLU:OE1	1:F:262:GLU:HA	2.19	0.42
1:F:275:LEU:HD13	1:R:275:LEU:HA	1.79	0.42
1:F:519:ASP:CG	1:F:519:ASP:O	2.58	0.42
1:F:611:ILE:HD12	1:F:619:PHE:HE1	1.82	0.42

Continued on next page...

Continued from previous page...

Atom-1	Atom-2	Interatomic distance (Å)	Clash overlap (Å)
1:G:166:TRP:C	1:G:168:ALA:N	2.71	0.42
1:G:383:TRP:CZ3	1:G:503:ILE:HG21	2.54	0.42
1:H:350:ILE:CA	1:H:357:ASP:HA	2.44	0.42
1:H:368:PHE:CD1	1:H:547:VAL:HG21	2.55	0.42
1:I:185:GLY:HA2	1:I:290:MET:CG	2.50	0.42
1:I:414:PRO:O	1:I:416:ILE:HD12	2.20	0.42
1:I:481:ILE:O	1:I:481:ILE:HG22	2.19	0.42
1:I:507:LYS:H	1:I:508:ILE:CD1	2.30	0.42
1:J:162:VAL:C	1:J:164:SER:H	2.22	0.42
1:J:288:VAL:CG1	1:J:289:ILE:N	2.83	0.42
1:J:506:THR:O	1:J:507:LYS:HG3	2.20	0.42
1:J:607:ALA:HB3	1:J:623:ILE:CG1	2.49	0.42
1:K:280:SER:O	1:K:282:THR:HG23	2.19	0.42
1:K:297:ASN:ND2	1:K:298:PRO:N	2.60	0.42
1:K:353:ARG:HB2	1:K:369:GLN:HE22	1.83	0.42
1:K:460:ASN:ND2	1:K:461:THR:H	2.17	0.42
1:K:518:ARG:HD3	1:K:520:VAL:HG13	2.01	0.42
1:K:527:LEU:HD23	1:K:527:LEU:N	2.34	0.42
1:L:346:SER:CB	1:L:643:LEU:HB2	2.45	0.42
1:L:350:ILE:O	1:L:350:ILE:HG13	2.20	0.42
1:L:637:GLY:O	1:L:639:LEU:HD23	2.20	0.42
1:M:342:ILE:H	1:M:342:ILE:HD12	1.68	0.42
1:M:425:ILE:HG12	1:M:425:ILE:O	2.20	0.42
1:M:430:THR:O	1:M:462:ASN:ND2	2.52	0.42
1:M:636:ILE:HD13	1:M:636:ILE:O	2.19	0.42
1:N:179:SER:N	1:N:182:GLU:OE2	2.43	0.42
1:N:190:LYS:HE3	1:N:652:LEU:HB3	1.42	0.42
1:N:393:VAL:HG11	1:N:406:GLY:O	2.20	0.42
1:N:425:ILE:HG12	1:N:425:ILE:O	2.20	0.42
1:N:504:ASN:CB	1:N:505:PRO:CD	2.83	0.42
1:O:350:ILE:O	1:O:350:ILE:HG13	2.20	0.42
1:O:603:PRO:HA	1:O:625:SER:HB3	2.01	0.42
1:P:473:GLN:HA	1:P:524:ASP:CG	2.41	0.42
1:P:550:ILE:O	1:P:551:SER:HB3	2.20	0.42
1:R:473:GLN:HA	1:R:524:ASP:CG	2.40	0.42
1:S:213:GLY:HA3	1:S:320:PHE:HA	2.00	0.42
1:S:425:ILE:HG12	1:S:425:ILE:O	2.20	0.42
1:S:519:ASP:O	1:S:519:ASP:CG	2.58	0.42
1:T:368:PHE:CD1	1:T:547:VAL:HG21	2.55	0.42
1:T:518:ARG:HD3	1:T:520:VAL:HG13	2.00	0.42
1:T:601:LEU:CG	1:T:602:PRO:HD2	2.49	0.42

Continued on next page...

Continued from previous page...

Atom-1	Atom-2	Interatomic distance (Å)	Clash overlap (Å)
1:A:425:ILE:HA	1:A:465:SER:OG	2.19	0.41
1:A:430:THR:O	1:A:462:ASN:ND2	2.53	0.41
1:A:439:THR:CG2	1:A:457:ILE:CD1	2.87	0.41
1:A:603:PRO:HA	1:A:625:SER:HB3	2.01	0.41
1:B:179:SER:N	1:B:182:GLU:OE2	2.43	0.41
1:B:411:PHE:CD1	1:B:418:ASP:N	2.87	0.41
1:B:506:THR:O	1:B:507:LYS:HG3	2.20	0.41
1:B:637:GLY:O	1:B:639:LEU:HD23	2.20	0.41
1:C:451:TYR:C	1:C:453:SER:H	2.22	0.41
1:C:641:PHE:N	1:C:642:PRO:CD	2.82	0.41
1:D:411:PHE:CD1	1:D:418:ASP:N	2.87	0.41
1:D:615:ASN:HB2	1:D:616:GLY:H	1.72	0.41
1:D:637:GLY:O	1:D:639:LEU:HD23	2.20	0.41
1:E:212:SER:O	1:E:320:PHE:HA	2.20	0.41
1:E:259:ARG:O	1:L:259:ARG:CZ	2.68	0.41
1:F:350:ILE:O	1:F:350:ILE:HG13	2.19	0.41
1:F:393:VAL:HG11	1:F:406:GLY:O	2.20	0.41
1:F:490:ALA:HB1	1:F:499:PRO:HA	2.02	0.41
1:F:506:THR:O	1:F:507:LYS:HG3	2.20	0.41
1:H:280:SER:O	1:H:282:THR:HG23	2.19	0.41
1:H:414:PRO:O	1:H:416:ILE:HD12	2.20	0.41
1:H:506:THR:O	1:H:507:LYS:HG3	2.20	0.41
1:H:605:SER:HB2	1:H:650:ILE:HG21	1.99	0.41
1:I:255:LEU:HD12	1:I:255:LEU:N	2.34	0.41
1:I:425:ILE:HG12	1:I:425:ILE:O	2.20	0.41
1:I:518:ARG:HD3	1:I:520:VAL:HG13	2.01	0.41
1:J:255:LEU:HD12	1:J:255:LEU:N	2.34	0.41
1:J:438:THR:O	1:J:438:THR:HG23	2.18	0.41
1:J:527:LEU:HD23	1:J:527:LEU:N	2.34	0.41
1:J:583:PHE:HB3	1:J:584:ASN:H	1.65	0.41
1:L:490:ALA:HB1	1:L:499:PRO:HA	2.02	0.41
1:N:350:ILE:O	1:N:350:ILE:HG13	2.20	0.41
1:P:361:PHE:HE1	1:P:619:PHE:HZ	1.63	0.41
1:P:368:PHE:CD1	1:P:547:VAL:HG21	2.55	0.41
1:P:383:TRP:CZ3	1:P:503:ILE:HG21	2.54	0.41
1:P:490:ALA:HB1	1:P:499:PRO:HA	2.02	0.41
1:Q:519:ASP:O	1:Q:519:ASP:CG	2.58	0.41
1:Q:527:LEU:HD23	1:Q:527:LEU:N	2.34	0.41
1:R:386:PRO:HG3	1:R:595:SER:OG	2.20	0.41
1:S:234:ILE:HD11	1:S:288:VAL:HB	2.02	0.41
1:S:425:ILE:HA	1:S:465:SER:OG	2.19	0.41

Continued on next page...

Continued from previous page...

Atom-1	Atom-2	Interatomic distance (Å)	Clash overlap (Å)
1:S:430:THR:O	1:S:462:ASN:ND2	2.53	0.41
1:S:512:GLN:HB3	1:S:514:ASN:OD1	2.20	0.41
1:S:655:ILE:HD12	1:S:655:ILE:O	2.19	0.41
1:T:234:ILE:HD11	1:T:288:VAL:HB	2.02	0.41
1:T:327:PRO:HA	1:T:328:PRO:HD3	1.89	0.41
1:T:425:ILE:HG12	1:T:425:ILE:O	2.20	0.41
1:T:550:ILE:O	1:T:551:SER:HB3	2.20	0.41
1:T:641:PHE:N	1:T:642:PRO:CD	2.82	0.41
1:T:652:LEU:HD12	1:T:652:LEU:H	1.84	0.41
1:A:193:LEU:HD12	1:A:193:LEU:HA	1.78	0.41
1:A:601:LEU:CG	1:A:602:PRO:HD2	2.49	0.41
1:B:280:SER:CB	1:B:334:HIS:CG	2.80	0.41
1:B:603:PRO:HA	1:B:625:SER:HB3	2.01	0.41
1:C:162:VAL:C	1:C:164:SER:H	2.22	0.41
1:C:234:ILE:HD11	1:C:288:VAL:HB	2.02	0.41
1:C:350:ILE:O	1:C:350:ILE:HG13	2.20	0.41
1:D:185:GLY:HA2	1:D:290:MET:CG	2.50	0.41
1:D:241:ASP:HA	1:D:242:PRO:HD3	1.85	0.41
1:D:288:VAL:CG1	1:D:289:ILE:N	2.83	0.41
1:D:350:ILE:CA	1:D:357:ASP:HA	2.44	0.41
1:D:393:VAL:HG11	1:D:406:GLY:O	2.20	0.41
1:D:512:GLN:HB3	1:D:514:ASN:OD1	2.20	0.41
1:E:262:GLU:HA	1:E:262:GLU:OE1	2.19	0.41
1:E:327:PRO:HG3	1:J:236:VAL:HA	2.02	0.41
1:E:328:PRO:C	1:J:251:TYR:HD1	1.61	0.41
1:E:405:ILE:HA	1:E:508:ILE:HG12	2.02	0.41
1:E:512:GLN:HB3	1:E:514:ASN:OD1	2.20	0.41
1:E:637:GLY:O	1:E:639:LEU:HD23	2.20	0.41
1:F:414:PRO:O	1:F:416:ILE:HD12	2.20	0.41
1:F:605:SER:HB2	1:F:650:ILE:HG21	1.99	0.41
1:G:506:THR:O	1:G:507:LYS:HG3	2.20	0.41
1:G:540:ILE:HB	1:G:582:VAL:HG22	2.03	0.41
1:G:641:PHE:N	1:G:642:PRO:CD	2.82	0.41
1:H:601:LEU:HG	1:H:602:PRO:HD2	2.02	0.41
1:H:641:PHE:N	1:H:642:PRO:CD	2.82	0.41
1:I:358:ILE:HD13	1:I:567:TYR:CD2	2.56	0.41
1:I:405:ILE:HA	1:I:508:ILE:HG12	2.02	0.41
1:I:512:GLN:HB3	1:I:514:ASN:OD1	2.20	0.41
1:I:519:ASP:O	1:I:519:ASP:CG	2.58	0.41
1:I:601:LEU:CG	1:I:602:PRO:HD2	2.49	0.41
1:J:193:LEU:HD12	1:J:193:LEU:HA	1.79	0.41

Continued on next page...

Continued from previous page...

Atom-1	Atom-2	Interatomic distance (Å)	Clash overlap (Å)
1:J:212:SER:O	1:J:320:PHE:HA	2.20	0.41
1:J:458:VAL:O	1:J:459:ASN:HB3	2.20	0.41
1:J:601:LEU:HD12	1:J:650:ILE:HD11	1.48	0.41
1:K:280:SER:CB	1:K:334:HIS:CG	2.80	0.41
1:K:405:ILE:HA	1:K:508:ILE:HG12	2.02	0.41
1:K:490:ALA:HB1	1:K:499:PRO:HA	2.02	0.41
1:L:190:LYS:HE3	1:L:652:LEU:HB3	1.42	0.41
1:L:437:VAL:HG13	1:L:439:THR:HA	2.00	0.41
1:M:462:ASN:HB3	1:M:463:PHE:H	1.70	0.41
1:M:518:ARG:HD3	1:M:520:VAL:HG13	2.01	0.41
1:N:259:ARG:O	1:R:259:ARG:CZ	2.68	0.41
1:O:234:ILE:HD11	1:O:288:VAL:HB	2.02	0.41
1:O:425:ILE:HG12	1:O:425:ILE:O	2.20	0.41
1:P:185:GLY:HA2	1:P:290:MET:CG	2.50	0.41
1:P:261:VAL:CG1	1:Q:260:GLN:CG	2.97	0.41
1:P:439:THR:CG2	1:P:457:ILE:CG1	2.91	0.41
1:P:519:ASP:O	1:P:519:ASP:CG	2.58	0.41
1:Q:280:SER:CB	1:Q:334:HIS:CG	2.80	0.41
1:Q:405:ILE:HA	1:Q:508:ILE:HG12	2.02	0.41
1:Q:490:ALA:HB1	1:Q:499:PRO:HA	2.02	0.41
1:R:368:PHE:CD1	1:R:547:VAL:HG21	2.55	0.41
1:R:490:ALA:HB1	1:R:499:PRO:HA	2.02	0.41
1:S:327:PRO:HG3	1:T:236:VAL:HA	2.02	0.41
1:S:342:ILE:HD13	1:S:609:TYR:CD2	2.51	0.41
1:S:463:PHE:O	1:S:466:MET:HG2	2.20	0.41
1:A:358:ILE:HD13	1:A:567:TYR:CD2	2.56	0.41
1:A:395:ILE:HD11	1:A:524:ASP:HB2	2.01	0.41
1:A:550:ILE:O	1:A:551:SER:HB3	2.20	0.41
1:A:655:ILE:HD12	1:A:655:ILE:C	2.41	0.41
1:B:234:ILE:HD11	1:B:288:VAL:HB	2.02	0.41
1:B:260:GLN:CG	1:Q:261:VAL:CG1	2.97	0.41
1:B:451:TYR:C	1:B:453:SER:H	2.22	0.41
1:B:460:ASN:ND2	1:B:461:THR:H	2.17	0.41
1:B:463:PHE:O	1:B:466:MET:HG2	2.20	0.41
1:C:240:VAL:HG12	1:C:241:ASP:N	2.36	0.41
1:C:259:ARG:O	1:S:259:ARG:CZ	2.68	0.41
1:C:301:ASN:HB3	1:C:302:ASP:H	1.51	0.41
1:C:358:ILE:HD13	1:C:567:TYR:CD2	2.56	0.41
1:C:655:ILE:HD12	1:C:655:ILE:C	2.41	0.41
1:D:162:VAL:C	1:D:164:SER:H	2.22	0.41
1:D:190:LYS:HE3	1:D:652:LEU:HB3	1.42	0.41

Continued on next page...

Continued from previous page...

Atom-1	Atom-2	Interatomic distance (Å)	Clash overlap (Å)
1:D:236:VAL:HA	1:L:327:PRO:HG3	2.02	0.41
1:D:259:ARG:NH2	1:S:223:GLY:O	2.47	0.41
1:E:185:GLY:HA2	1:E:290:MET:CG	2.50	0.41
1:E:259:ARG:CZ	1:O:259:ARG:O	2.68	0.41
1:E:506:THR:O	1:E:507:LYS:HG3	2.20	0.41
1:E:519:ASP:O	1:E:519:ASP:CG	2.58	0.41
1:F:430:THR:O	1:F:462:ASN:ND2	2.53	0.41
1:G:227:PHE:O	1:I:224:SER:HB3	2.21	0.41
1:G:249:LEU:C	1:G:251:TYR:N	2.74	0.41
1:G:367:VAL:HG13	1:G:566:PHE:CZ	2.56	0.41
1:G:411:PHE:CD1	1:G:418:ASP:N	2.87	0.41
1:H:162:VAL:C	1:H:164:SER:H	2.22	0.41
1:H:224:SER:HB3	1:O:227:PHE:O	2.21	0.41
1:H:386:PRO:HG3	1:H:595:SER:OG	2.19	0.41
1:I:240:VAL:HG12	1:I:241:ASP:N	2.35	0.41
1:I:340:ASP:O	1:I:340:ASP:CG	2.58	0.41
1:I:368:PHE:CD1	1:I:547:VAL:HG21	2.55	0.41
1:I:393:VAL:HG11	1:I:406:GLY:O	2.20	0.41
1:I:403:LEU:H	1:I:403:LEU:HD12	1.84	0.41
1:I:655:ILE:HD12	1:I:655:ILE:C	2.41	0.41
1:J:425:ILE:HG12	1:J:425:ILE:O	2.20	0.41
1:J:637:GLY:O	1:J:639:LEU:HD23	2.20	0.41
1:J:652:LEU:HD12	1:J:652:LEU:N	2.34	0.41
1:K:162:VAL:C	1:K:164:SER:H	2.22	0.41
1:K:240:VAL:HG12	1:K:241:ASP:N	2.36	0.41
1:K:241:ASP:HA	1:K:242:PRO:HD3	1.85	0.41
1:K:350:ILE:CA	1:K:357:ASP:HA	2.43	0.41
1:K:398:LYS:N	1:K:403:LEU:CD2	2.76	0.41
1:K:414:PRO:O	1:K:416:ILE:HD12	2.20	0.41
1:K:550:ILE:O	1:K:551:SER:HB3	2.20	0.41
1:L:358:ILE:HD13	1:L:567:TYR:CD2	2.56	0.41
1:L:405:ILE:HA	1:L:508:ILE:HG12	2.02	0.41
1:M:275:LEU:HG	1:Q:275:LEU:HG	1.55	0.41
1:M:342:ILE:HD13	1:M:342:ILE:H	1.83	0.41
1:M:358:ILE:HD13	1:M:567:TYR:CD2	2.56	0.41
1:M:431:PRO:HB3	1:M:511:PHE:HZ	1.84	0.41
1:M:655:ILE:HD12	1:M:655:ILE:C	2.41	0.41
1:N:185:GLY:HA2	1:N:290:MET:CG	2.50	0.41
1:N:212:SER:O	1:N:320:PHE:HA	2.20	0.41
1:N:262:GLU:OE1	1:N:262:GLU:HA	2.19	0.41
1:N:358:ILE:HD13	1:N:567:TYR:CD2	2.56	0.41

Continued on next page...

Continued from previous page...

Atom-1	Atom-2	Interatomic distance (Å)	Clash overlap (Å)
1:N:368:PHE:CD1	1:N:547:VAL:HG21	2.55	0.41
1:N:473:GLN:HA	1:N:524:ASP:CG	2.40	0.41
1:N:481:ILE:O	1:N:481:ILE:HG22	2.19	0.41
1:N:599:TYR:CD1	1:N:599:TYR:N	2.87	0.41
1:O:162:VAL:C	1:O:164:SER:H	2.22	0.41
1:O:480:LYS:HB3	1:O:481:ILE:H	1.50	0.41
1:O:607:ALA:HB3	1:O:623:ILE:CG1	2.49	0.41
1:P:224:SER:HB3	1:Q:227:PHE:O	2.21	0.41
1:P:301:ASN:HB3	1:P:302:ASP:H	1.51	0.41
1:P:358:ILE:HD13	1:P:567:TYR:CD2	2.56	0.41
1:Q:162:VAL:C	1:Q:164:SER:H	2.22	0.41
1:Q:414:PRO:O	1:Q:416:ILE:HD12	2.20	0.41
1:Q:506:THR:O	1:Q:507:LYS:HG3	2.20	0.41
1:R:280:SER:O	1:R:282:THR:HG23	2.19	0.41
1:R:358:ILE:HD13	1:R:567:TYR:CD2	2.56	0.41
1:R:411:PHE:CD1	1:R:418:ASP:N	2.87	0.41
1:S:162:VAL:C	1:S:164:SER:H	2.22	0.41
1:S:368:PHE:CD1	1:S:547:VAL:HG21	2.55	0.41
1:S:458:VAL:O	1:S:459:ASN:HB3	2.20	0.41
1:T:451:TYR:C	1:T:453:SER:H	2.22	0.41
1:A:261:VAL:CG1	1:J:260:GLN:CG	2.97	0.41
1:B:383:TRP:O	1:B:413:VAL:HG21	2.21	0.41
1:C:259:ARG:CZ	1:K:259:ARG:O	2.68	0.41
1:C:383:TRP:O	1:C:413:VAL:HG21	2.21	0.41
1:D:260:GLN:HG3	1:S:261:VAL:CG1	2.47	0.41
1:D:358:ILE:HD13	1:D:567:TYR:CD2	2.56	0.41
1:D:386:PRO:HG3	1:D:595:SER:OG	2.20	0.41
1:D:405:ILE:HA	1:D:508:ILE:HG12	2.02	0.41
1:D:414:PRO:O	1:D:416:ILE:HD12	2.20	0.41
1:E:261:VAL:CG1	1:L:260:GLN:HG3	2.47	0.41
1:E:350:ILE:O	1:E:350:ILE:HG13	2.19	0.41
1:E:458:VAL:O	1:E:459:ASN:HB3	2.21	0.41
1:F:601:LEU:HG	1:F:602:PRO:HD2	2.02	0.41
1:G:234:ILE:HD11	1:G:288:VAL:HB	2.03	0.41
1:G:259:ARG:CZ	1:I:259:ARG:O	2.68	0.41
1:G:324:LEU:HD23	1:G:324:LEU:HA	1.73	0.41
1:G:342:ILE:HA	1:G:343:PRO:HD3	1.94	0.41
1:G:350:ILE:O	1:G:350:ILE:HG13	2.20	0.41
1:G:358:ILE:HD13	1:G:567:TYR:CD2	2.56	0.41
1:G:601:LEU:CG	1:G:602:PRO:HD2	2.49	0.41
1:H:458:VAL:O	1:H:459:ASN:HB3	2.20	0.41

Continued on next page...

Continued from previous page...

Atom-1	Atom-2	Interatomic distance (Å)	Clash overlap (Å)
1:H:583:PHE:HB3	1:H:584:ASN:H	1.65	0.41
1:J:223:GLY:O	1:P:259:ARG:NH2	2.47	0.41
1:J:234:ILE:HD11	1:J:288:VAL:HB	2.02	0.41
1:J:403:LEU:H	1:J:403:LEU:HD12	1.84	0.41
1:J:490:ALA:HB1	1:J:499:PRO:HA	2.02	0.41
1:L:162:VAL:C	1:L:164:SER:H	2.22	0.41
1:L:481:ILE:O	1:L:481:ILE:HG22	2.20	0.41
1:M:473:GLN:HA	1:M:524:ASP:CG	2.40	0.41
1:N:193:LEU:HD12	1:N:193:LEU:HA	1.78	0.41
1:N:367:VAL:HG13	1:N:566:PHE:CZ	2.56	0.41
1:N:414:PRO:O	1:N:416:ILE:HD12	2.20	0.41
1:N:463:PHE:O	1:N:466:MET:HG2	2.19	0.41
1:O:240:VAL:HG12	1:O:241:ASP:N	2.35	0.41
1:O:288:VAL:CG1	1:O:289:ILE:N	2.83	0.41
1:O:367:VAL:HG13	1:O:566:PHE:CZ	2.56	0.41
1:O:368:PHE:CD1	1:O:547:VAL:HG21	2.55	0.41
1:O:490:ALA:HB1	1:O:499:PRO:HA	2.02	0.41
1:O:519:ASP:O	1:O:519:ASP:CG	2.58	0.41
1:O:525:VAL:HG12	1:O:526:THR:HG1	1.80	0.41
1:P:234:ILE:HD11	1:P:288:VAL:HB	2.02	0.41
1:P:240:VAL:HG12	1:P:241:ASP:N	2.36	0.41
1:P:398:LYS:N	1:P:403:LEU:CD2	2.76	0.41
1:Q:367:VAL:HG13	1:Q:566:PHE:CZ	2.56	0.41
1:Q:540:ILE:HB	1:Q:582:VAL:HG22	2.02	0.41
1:Q:601:LEU:HG	1:Q:602:PRO:HD2	2.02	0.41
1:Q:655:ILE:HD12	1:Q:655:ILE:C	2.41	0.41
1:R:350:ILE:O	1:R:350:ILE:HG13	2.19	0.41
1:R:601:LEU:HG	1:R:602:PRO:HD2	2.02	0.41
1:S:185:GLY:HA2	1:S:290:MET:CG	2.50	0.41
1:S:212:SER:O	1:S:320:PHE:HA	2.20	0.41
1:S:350:ILE:CA	1:S:357:ASP:HA	2.43	0.41
1:S:637:GLY:O	1:S:639:LEU:HD23	2.20	0.41
1:S:655:ILE:HD12	1:S:655:ILE:C	2.41	0.41
1:T:212:SER:O	1:T:320:PHE:HA	2.20	0.41
1:T:358:ILE:HD13	1:T:567:TYR:CD2	2.56	0.41
1:T:383:TRP:CZ3	1:T:503:ILE:HG21	2.54	0.41
1:T:504:ASN:CB	1:T:505:PRO:CD	2.83	0.41
1:T:655:ILE:HD12	1:T:655:ILE:C	2.41	0.41
1:A:227:PHE:O	1:B:224:SER:HB3	2.21	0.41
1:A:259:ARG:O	1:J:259:ARG:CZ	2.68	0.41
1:A:271:LEU:CG	1:D:324:LEU:CD2	2.97	0.41

Continued on next page...

Continued from previous page...

Atom-1	Atom-2	Interatomic distance (Å)	Clash overlap (Å)
1:A:385:THR:HG23	1:A:386:PRO:HD2	2.02	0.41
1:A:480:LYS:NZ	1:E:575:TYR:O	2.52	0.41
1:B:262:GLU:HA	1:B:262:GLU:OE1	2.19	0.41
1:B:519:ASP:O	1:B:519:ASP:CG	2.58	0.41
1:B:661:ILE:CG1	1:B:662:ARG:N	2.77	0.41
1:C:367:VAL:HG13	1:C:566:PHE:CZ	2.56	0.41
1:C:425:ILE:HG12	1:C:425:ILE:O	2.20	0.41
1:D:259:ARG:O	1:F:259:ARG:CZ	2.68	0.41
1:E:327:PRO:HA	1:E:328:PRO:HD3	1.89	0.41
1:E:383:TRP:O	1:E:413:VAL:HG21	2.21	0.41
1:E:550:ILE:O	1:E:551:SER:HB3	2.20	0.41
1:F:224:SER:HB3	1:K:227:PHE:O	2.21	0.41
1:F:368:PHE:CD1	1:F:547:VAL:HG21	2.55	0.41
1:F:458:VAL:O	1:F:459:ASN:HB3	2.21	0.41
1:G:473:GLN:HA	1:G:524:ASP:CG	2.40	0.41
1:G:481:ILE:O	1:G:481:ILE:HG22	2.19	0.41
1:H:358:ILE:HD13	1:H:567:TYR:CD2	2.56	0.41
1:H:473:GLN:HA	1:H:524:ASP:CG	2.40	0.41
1:I:463:PHE:O	1:I:466:MET:HG2	2.20	0.41
1:I:510:VAL:CG1	1:I:511:PHE:N	2.45	0.41
1:K:358:ILE:HD13	1:K:567:TYR:CD2	2.56	0.41
1:K:359:THR:O	1:K:360:ASP:HB2	2.21	0.41
1:K:363:ILE:H	1:K:363:ILE:HG13	1.76	0.41
1:K:458:VAL:O	1:K:459:ASN:HB3	2.20	0.41
1:L:448:PRO:O	1:L:448:PRO:CD	2.69	0.41
1:L:573:LEU:HD21	1:L:580:ILE:CD1	2.49	0.41
1:M:185:GLY:HA2	1:M:290:MET:CG	2.50	0.41
1:M:236:VAL:HA	1:Q:327:PRO:HG3	2.02	0.41
1:N:340:ASP:O	1:N:340:ASP:CG	2.58	0.41
1:O:386:PRO:HG3	1:O:595:SER:OG	2.20	0.41
1:P:280:SER:OG	1:P:334:HIS:CD2	2.42	0.41
1:P:448:PRO:O	1:P:448:PRO:CD	2.69	0.41
1:P:601:LEU:HG	1:P:602:PRO:HD2	2.02	0.41
1:Q:212:SER:O	1:Q:320:PHE:HA	2.20	0.41
1:Q:234:ILE:HD11	1:Q:288:VAL:HB	2.02	0.41
1:Q:358:ILE:HD13	1:Q:567:TYR:CD2	2.56	0.41
1:Q:363:ILE:CG2	1:Q:636:ILE:HD12	2.48	0.41
1:Q:383:TRP:CZ3	1:Q:503:ILE:HG21	2.54	0.41
1:Q:425:ILE:HG12	1:Q:425:ILE:O	2.20	0.41
1:Q:481:ILE:O	1:Q:481:ILE:HG22	2.19	0.41
1:Q:521:GLN:HE21	1:Q:521:GLN:HB3	1.76	0.41

Continued on next page...

Continued from previous page...

Atom-1	Atom-2	Interatomic distance (Å)	Clash overlap (Å)
1:R:470:GLY:N	1:R:530:LEU:HD13	2.31	0.41
1:R:550:ILE:O	1:R:551:SER:HB3	2.20	0.41
1:S:481:ILE:O	1:S:481:ILE:HG22	2.19	0.41
1:S:506:THR:O	1:S:507:LYS:HG3	2.20	0.41
1:T:462:ASN:HB3	1:T:463:PHE:H	1.69	0.41
1:T:481:ILE:O	1:T:481:ILE:HG22	2.19	0.41
1:T:519:ASP:O	1:T:519:ASP:CG	2.58	0.41
1:A:472:LEU:HD22	1:A:473:GLN:N	2.36	0.41
1:A:473:GLN:HA	1:A:524:ASP:CG	2.40	0.41
1:A:519:ASP:CG	1:A:519:ASP:O	2.58	0.41
1:A:637:GLY:O	1:A:639:LEU:HD23	2.20	0.41
1:B:185:GLY:HA2	1:B:290:MET:CG	2.50	0.41
1:B:227:PHE:O	1:Q:224:SER:HB3	2.21	0.41
1:B:259:ARG:CZ	1:Q:259:ARG:O	2.68	0.41
1:B:324:LEU:CD2	1:F:271:LEU:CG	2.97	0.41
1:B:425:ILE:HG12	1:B:425:ILE:O	2.20	0.41
1:C:405:ILE:HA	1:C:508:ILE:HG12	2.02	0.41
1:D:240:VAL:HG12	1:D:241:ASP:N	2.35	0.41
1:E:227:PHE:O	1:O:224:SER:HB3	2.21	0.41
1:E:261:VAL:CG1	1:L:260:GLN:CG	2.97	0.41
1:F:162:VAL:C	1:F:164:SER:H	2.23	0.41
1:F:480:LYS:NZ	1:N:575:TYR:O	2.52	0.41
1:G:259:ARG:NH2	1:I:223:GLY:O	2.47	0.41
1:G:361:PHE:HE1	1:G:619:PHE:HZ	1.63	0.41
1:G:652:LEU:HD12	1:G:652:LEU:N	2.34	0.41
1:H:259:ARG:O	1:O:259:ARG:CZ	2.68	0.41
1:H:262:GLU:HA	1:H:262:GLU:OE1	2.19	0.41
1:H:611:ILE:HD12	1:H:619:PHE:HE1	1.82	0.41
1:I:162:VAL:C	1:I:164:SER:H	2.22	0.41
1:I:383:TRP:CZ3	1:I:503:ILE:HG21	2.55	0.41
1:J:224:SER:HB3	1:P:227:PHE:O	2.21	0.41
1:J:259:ARG:O	1:P:259:ARG:CZ	2.68	0.41
1:J:367:VAL:HG13	1:J:566:PHE:CZ	2.56	0.41
1:K:350:ILE:O	1:K:350:ILE:HG13	2.19	0.41
1:K:367:VAL:HG13	1:K:566:PHE:CZ	2.56	0.41
1:K:473:GLN:HA	1:K:524:ASP:CG	2.40	0.41
1:L:185:GLY:HA2	1:L:290:MET:CG	2.50	0.41
1:L:583:PHE:HB3	1:L:584:ASN:H	1.65	0.41
1:L:601:LEU:HG	1:L:602:PRO:HD2	2.02	0.41
1:M:221:ILE:O	1:M:221:ILE:HG13	2.15	0.41
1:M:227:PHE:O	1:R:224:SER:HB3	2.21	0.41

Continued on next page...

Continued from previous page...

Atom-1	Atom-2	Interatomic distance (Å)	Clash overlap (Å)
1:M:448:PRO:O	1:M:448:PRO:CD	2.69	0.41
1:M:521:GLN:HE21	1:M:521:GLN:HB3	1.75	0.41
1:M:555:GLU:C	1:M:555:GLU:CD	2.80	0.41
1:N:521:GLN:HE21	1:N:521:GLN:HB3	1.76	0.41
1:O:185:GLY:HA2	1:O:290:MET:CG	2.50	0.41
1:O:527:LEU:HD23	1:O:527:LEU:N	2.34	0.41
1:P:439:THR:CG2	1:P:457:ILE:CD1	2.87	0.41
1:Q:386:PRO:HG3	1:Q:595:SER:OG	2.19	0.41
1:Q:439:THR:CG2	1:Q:457:ILE:CD1	2.87	0.41
1:Q:507:LYS:H	1:Q:508:ILE:CD1	2.30	0.41
1:Q:601:LEU:CD1	1:Q:650:ILE:CG1	2.62	0.41
1:R:185:GLY:HA2	1:R:290:MET:CG	2.50	0.41
1:R:423:THR:HG22	1:R:546:LYS:O	2.21	0.41
1:S:240:VAL:HG12	1:S:241:ASP:N	2.36	0.41
1:S:385:THR:HG23	1:S:386:PRO:HD2	2.01	0.41
1:S:507:LYS:H	1:S:508:ILE:CD1	2.31	0.41
1:S:540:ILE:HB	1:S:582:VAL:HG22	2.02	0.41
1:T:350:ILE:O	1:T:350:ILE:HG13	2.19	0.41
1:T:405:ILE:HA	1:T:508:ILE:HG12	2.02	0.41
1:T:439:THR:HG1	1:T:457:ILE:CG1	2.27	0.41
1:T:463:PHE:O	1:T:466:MET:HG2	2.20	0.41
1:T:506:THR:O	1:T:507:LYS:HG3	2.20	0.41
1:A:363:ILE:H	1:A:363:ILE:HG13	1.76	0.41
1:A:405:ILE:HA	1:A:508:ILE:HG12	2.02	0.41
1:B:240:VAL:HG12	1:B:241:ASP:N	2.36	0.41
1:B:367:VAL:HG13	1:B:566:PHE:CZ	2.56	0.41
1:C:212:SER:O	1:C:320:PHE:HA	2.20	0.41
1:C:423:THR:HG22	1:C:546:LYS:O	2.21	0.41
1:C:507:LYS:H	1:C:508:ILE:CD1	2.31	0.41
1:D:227:PHE:O	1:S:224:SER:HB3	2.21	0.41
1:D:425:ILE:HG12	1:D:425:ILE:O	2.20	0.41
1:D:540:ILE:HB	1:D:582:VAL:HG22	2.03	0.41
1:E:361:PHE:HE1	1:E:619:PHE:HZ	1.63	0.41
1:E:655:ILE:HD12	1:E:655:ILE:C	2.41	0.41
1:F:234:ILE:HD11	1:F:288:VAL:HB	2.02	0.41
1:F:448:PRO:O	1:F:448:PRO:CD	2.69	0.41
1:G:601:LEU:HG	1:G:602:PRO:HD2	2.02	0.41
1:G:655:ILE:HD12	1:G:655:ILE:C	2.41	0.41
1:H:234:ILE:HD11	1:H:288:VAL:HB	2.02	0.41
1:H:240:VAL:HG12	1:H:241:ASP:N	2.36	0.41
1:H:327:PRO:HA	1:H:328:PRO:HD3	1.89	0.41

Continued on next page...

Continued from previous page...

Atom-1	Atom-2	Interatomic distance (Å)	Clash overlap (Å)
1:H:350:ILE:O	1:H:350:ILE:HG13	2.19	0.41
1:H:425:ILE:HG12	1:H:425:ILE:O	2.20	0.41
1:H:480:LYS:HB3	1:H:481:ILE:H	1.50	0.41
1:H:481:ILE:O	1:H:481:ILE:HG22	2.19	0.41
1:H:555:GLU:C	1:H:555:GLU:CD	2.80	0.41
1:I:212:SER:O	1:I:320:PHE:HA	2.20	0.41
1:I:430:THR:O	1:I:462:ASN:ND2	2.53	0.41
1:I:458:VAL:O	1:I:459:ASN:HB3	2.20	0.41
1:I:506:THR:O	1:I:507:LYS:HG3	2.20	0.41
1:J:245:SER:OG	1:J:246:THR:N	2.54	0.41
1:K:185:GLY:HA2	1:K:290:MET:CG	2.50	0.41
1:K:236:VAL:HA	1:N:327:PRO:HG3	2.02	0.41
1:K:249:LEU:C	1:K:251:TYR:N	2.74	0.41
1:K:655:ILE:HD12	1:K:655:ILE:C	2.41	0.41
1:M:240:VAL:HG12	1:M:241:ASP:N	2.36	0.41
1:M:383:TRP:O	1:M:413:VAL:HG21	2.21	0.41
1:N:240:VAL:HG12	1:N:241:ASP:N	2.36	0.41
1:N:550:ILE:O	1:N:551:SER:HB3	2.20	0.41
1:O:458:VAL:O	1:O:459:ASN:HB3	2.20	0.41
1:O:563:HIS:HA	1:O:564:PRO:HD3	1.83	0.41
1:P:472:LEU:HD22	1:P:473:GLN:N	2.36	0.41
1:P:655:ILE:HD12	1:P:655:ILE:C	2.41	0.41
1:Q:327:PRO:HA	1:Q:328:PRO:HD3	1.89	0.41
1:Q:385:THR:HG23	1:Q:386:PRO:HD2	2.01	0.41
1:R:414:PRO:O	1:R:416:ILE:HD12	2.20	0.41
1:T:383:TRP:O	1:T:413:VAL:HG21	2.21	0.41
1:T:385:THR:HG23	1:T:386:PRO:HD2	2.02	0.41
1:T:637:GLY:O	1:T:639:LEU:HD23	2.20	0.41
1:A:203:HIS:NE2	1:E:203:HIS:NE2	2.32	0.41
1:A:506:THR:O	1:A:507:LYS:HG3	2.20	0.41
1:A:602:PRO:CG	1:A:605:SER:CB	2.73	0.41
1:B:249:LEU:C	1:B:251:TYR:N	2.74	0.41
1:B:448:PRO:O	1:B:448:PRO:CD	2.69	0.41
1:B:462:ASN:HB3	1:B:463:PHE:H	1.70	0.41
1:B:655:ILE:HD12	1:B:655:ILE:C	2.41	0.41
1:C:249:LEU:C	1:C:251:TYR:N	2.74	0.41
1:D:193:LEU:HA	1:D:193:LEU:HD12	1.79	0.41
1:D:448:PRO:O	1:D:448:PRO:CD	2.69	0.41
1:D:601:LEU:HG	1:D:602:PRO:HD2	2.02	0.41
1:E:367:VAL:HG13	1:E:566:PHE:CZ	2.56	0.41
1:E:430:THR:O	1:E:462:ASN:ND2	2.53	0.41

Continued on next page...

Continued from previous page...

Atom-1	Atom-2	Interatomic distance (Å)	Clash overlap (Å)
1:E:472:LEU:HD22	1:E:473:GLN:N	2.36	0.41
1:F:175:SER:CB	1:F:311:THR:HA	2.47	0.41
1:F:261:VAL:CG1	1:K:260:GLN:CG	2.97	0.41
1:F:358:ILE:HD13	1:F:567:TYR:CD2	2.56	0.41
1:G:212:SER:O	1:G:320:PHE:HA	2.20	0.41
1:G:240:VAL:HG12	1:G:241:ASP:N	2.35	0.41
1:G:519:ASP:O	1:G:519:ASP:CG	2.58	0.41
1:G:588:LEU:HD23	1:G:588:LEU:C	2.41	0.41
1:G:615:ASN:HB2	1:G:616:GLY:H	1.72	0.41
1:H:227:PHE:O	1:T:224:SER:HB3	2.21	0.41
1:H:249:LEU:C	1:H:251:TYR:N	2.74	0.41
1:H:385:THR:HG23	1:H:386:PRO:HD2	2.02	0.41
1:I:190:LYS:HE3	1:I:652:LEU:HB3	1.42	0.41
1:I:555:GLU:C	1:I:555:GLU:CD	2.80	0.41
1:J:240:VAL:HG12	1:J:241:ASP:N	2.36	0.41
1:J:358:ILE:HD13	1:J:567:TYR:CD2	2.56	0.41
1:J:540:ILE:HB	1:J:582:VAL:HG22	2.03	0.41
1:J:655:ILE:HD12	1:J:655:ILE:C	2.41	0.41
1:K:385:THR:HG23	1:K:386:PRO:HD2	2.02	0.41
1:K:463:PHE:O	1:K:466:MET:HG2	2.20	0.41
1:K:540:ILE:HB	1:K:582:VAL:HG22	2.03	0.41
1:L:221:ILE:O	1:L:221:ILE:HG13	2.15	0.41
1:L:297:ASN:ND2	1:L:298:PRO:HD2	2.31	0.41
1:L:327:PRO:HA	1:L:328:PRO:HD3	1.89	0.41
1:L:425:ILE:HG12	1:L:425:ILE:O	2.20	0.41
1:L:655:ILE:HD12	1:L:655:ILE:C	2.41	0.41
1:M:241:ASP:HA	1:M:242:PRO:HD3	1.85	0.41
1:M:297:ASN:ND2	1:M:298:PRO:HD2	2.31	0.41
1:M:478:ASP:HB3	1:M:479:LYS:H	1.61	0.41
1:M:540:ILE:HB	1:M:582:VAL:HG22	2.02	0.41
1:N:385:THR:HG23	1:N:386:PRO:HD2	2.02	0.41
1:N:507:LYS:H	1:N:508:ILE:CD1	2.31	0.41
1:N:555:GLU:C	1:N:555:GLU:CD	2.79	0.41
1:P:212:SER:O	1:P:320:PHE:HA	2.20	0.41
1:P:350:ILE:O	1:P:350:ILE:HG13	2.19	0.41
1:P:512:GLN:HB3	1:P:514:ASN:OD1	2.20	0.41
1:Q:342:ILE:HD13	1:Q:609:TYR:CD2	2.51	0.41
1:Q:344:LYS:O	1:Q:345:SER:CB	2.64	0.41
1:Q:383:TRP:O	1:Q:413:VAL:HG21	2.21	0.41
1:Q:472:LEU:HD22	1:Q:473:GLN:N	2.36	0.41
1:R:234:ILE:HD11	1:R:288:VAL:HB	2.02	0.41

Continued on next page...

Continued from previous page...

Atom-1	Atom-2	Interatomic distance (Å)	Clash overlap (Å)
1:R:280:SER:CB	1:R:334:HIS:CG	2.80	0.41
1:R:359:THR:O	1:R:360:ASP:HB2	2.21	0.41
1:R:506:THR:O	1:R:507:LYS:HG3	2.20	0.41
1:R:555:GLU:C	1:R:555:GLU:CD	2.80	0.41
1:R:588:LEU:HD23	1:R:588:LEU:C	2.41	0.41
1:R:611:ILE:HD12	1:R:619:PHE:HE1	1.82	0.41
1:S:414:PRO:O	1:S:416:ILE:HD12	2.20	0.41
1:S:447:THR:O	1:S:447:THR:OG1	2.33	0.41
1:S:583:PHE:HB3	1:S:584:ASN:H	1.65	0.41
1:T:179:SER:HB3	1:T:182:GLU:CD	2.41	0.41
1:T:367:VAL:HG13	1:T:566:PHE:CZ	2.56	0.41
1:T:439:THR:CG2	1:T:457:ILE:CD1	2.87	0.41
1:A:212:SER:O	1:A:320:PHE:HA	2.20	0.41
1:A:234:ILE:HD11	1:A:288:VAL:HB	2.02	0.41
1:A:240:VAL:HG12	1:A:241:ASP:N	2.36	0.41
1:A:393:VAL:HG11	1:A:406:GLY:O	2.20	0.41
1:A:490:ALA:HB1	1:A:499:PRO:HA	2.02	0.41
1:A:512:GLN:HB3	1:A:514:ASN:OD1	2.20	0.41
1:B:166:TRP:C	1:B:168:ALA:N	2.70	0.41
1:B:212:SER:O	1:B:320:PHE:HA	2.20	0.41
1:B:297:ASN:ND2	1:B:298:PRO:N	2.60	0.41
1:B:359:THR:O	1:B:360:ASP:HB2	2.21	0.41
1:B:507:LYS:H	1:B:508:ILE:CD1	2.30	0.41
1:C:179:SER:HB3	1:C:182:GLU:CD	2.41	0.41
1:C:185:GLY:HA2	1:C:290:MET:CG	2.50	0.41
1:C:193:LEU:HA	1:C:193:LEU:HD12	1.78	0.41
1:C:221:ILE:O	1:C:221:ILE:HG13	2.15	0.41
1:C:393:VAL:HG11	1:C:406:GLY:O	2.20	0.41
1:C:430:THR:HA	1:C:431:PRO:HD3	1.92	0.41
1:D:367:VAL:HG13	1:D:566:PHE:CZ	2.56	0.41
1:D:395:ILE:CD1	1:D:395:ILE:N	2.84	0.41
1:D:458:VAL:O	1:D:459:ASN:HB3	2.20	0.41
1:D:481:ILE:O	1:D:481:ILE:HG22	2.19	0.41
1:D:490:ALA:HB1	1:D:499:PRO:HA	2.02	0.41
1:D:506:THR:O	1:D:507:LYS:HG3	2.20	0.41
1:E:224:SER:HB3	1:L:227:PHE:O	2.21	0.41
1:E:240:VAL:HG12	1:E:241:ASP:N	2.36	0.41
1:E:540:ILE:HB	1:E:582:VAL:HG22	2.02	0.41
1:E:555:GLU:C	1:E:555:GLU:CD	2.80	0.41
1:E:601:LEU:HG	1:E:602:PRO:HD2	2.02	0.41
1:F:185:GLY:HA2	1:F:290:MET:CG	2.50	0.41

Continued on next page...

Continued from previous page...

Atom-1	Atom-2	Interatomic distance (Å)	Clash overlap (Å)
1:F:212:SER:O	1:F:320:PHE:HA	2.20	0.41
1:F:224:SER:O	1:F:226:VAL:N	2.54	0.41
1:F:240:VAL:HG12	1:F:241:ASP:N	2.35	0.41
1:F:405:ILE:HA	1:F:508:ILE:HG12	2.02	0.41
1:F:484:THR:CG2	1:F:485:ALA:H	2.27	0.41
1:F:516:VAL:CG1	1:F:520:VAL:HG21	2.51	0.41
1:F:588:LEU:C	1:F:588:LEU:HD23	2.42	0.41
1:G:259:ARG:O	1:N:259:ARG:CZ	2.68	0.41
1:G:261:VAL:CG1	1:N:260:GLN:CG	2.97	0.41
1:G:280:SER:CB	1:G:334:HIS:CG	2.80	0.41
1:G:359:THR:O	1:G:360:ASP:HB2	2.21	0.41
1:G:414:PRO:O	1:G:416:ILE:HD12	2.20	0.41
1:G:423:THR:HG22	1:G:546:LYS:O	2.21	0.41
1:G:490:ALA:CB	1:G:499:PRO:HA	2.51	0.41
1:G:555:GLU:C	1:G:555:GLU:CD	2.80	0.41
1:H:185:GLY:HA2	1:H:290:MET:CG	2.50	0.41
1:H:288:VAL:CG1	1:H:289:ILE:N	2.83	0.41
1:H:462:ASN:HB3	1:H:463:PHE:H	1.70	0.41
1:H:512:GLN:HB3	1:H:514:ASN:OD1	2.20	0.41
1:H:540:ILE:HB	1:H:582:VAL:HG22	2.03	0.41
1:H:606:PHE:HB3	1:H:607:ALA:H	1.72	0.41
1:I:224:SER:O	1:I:226:VAL:N	2.54	0.41
1:I:249:LEU:C	1:I:251:TYR:N	2.74	0.41
1:I:367:VAL:HG13	1:I:566:PHE:CZ	2.56	0.41
1:I:423:THR:HG22	1:I:546:LYS:O	2.21	0.41
1:I:490:ALA:HB1	1:I:499:PRO:HA	2.02	0.41
1:J:185:GLY:HA2	1:J:290:MET:CG	2.50	0.41
1:J:342:ILE:HD13	1:J:342:ILE:H	1.83	0.41
1:J:414:PRO:O	1:J:416:ILE:HD12	2.20	0.41
1:J:451:TYR:H	1:J:458:VAL:CB	2.16	0.41
1:K:271:LEU:CG	1:N:324:LEU:CD2	2.97	0.41
1:K:481:ILE:O	1:K:481:ILE:HG22	2.19	0.41
1:K:508:ILE:N	1:K:508:ILE:CD1	2.78	0.41
1:K:555:GLU:C	1:K:555:GLU:CD	2.80	0.41
1:L:224:SER:HB3	1:T:227:PHE:O	2.21	0.41
1:L:224:SER:O	1:L:226:VAL:N	2.54	0.41
1:L:383:TRP:O	1:L:413:VAL:HG21	2.21	0.41
1:L:411:PHE:CD1	1:L:418:ASP:N	2.87	0.41
1:L:473:GLN:HA	1:L:524:ASP:CG	2.40	0.41
1:L:490:ALA:CB	1:L:499:PRO:HA	2.51	0.41
1:L:519:ASP:O	1:L:519:ASP:CG	2.58	0.41

Continued on next page...

Continued from previous page...

Atom-1	Atom-2	Interatomic distance (Å)	Clash overlap (Å)
1:L:555:GLU:C	1:L:555:GLU:CD	2.79	0.41
1:M:162:VAL:C	1:M:164:SER:H	2.22	0.41
1:M:193:LEU:HD12	1:M:193:LEU:HA	1.78	0.41
1:M:271:LEU:CG	1:Q:324:LEU:CD2	2.97	0.41
1:M:472:LEU:HD22	1:M:473:GLN:N	2.36	0.41
1:M:588:LEU:C	1:M:588:LEU:HD23	2.41	0.41
1:M:615:ASN:HB2	1:M:616:GLY:H	1.72	0.41
1:N:224:SER:HB3	1:R:227:PHE:O	2.21	0.41
1:N:370:ALA:HA	1:N:554:PRO:HG3	2.03	0.41
1:N:383:TRP:O	1:N:413:VAL:HG21	2.21	0.41
1:N:405:ILE:HA	1:N:508:ILE:HG12	2.02	0.41
1:N:423:THR:HG22	1:N:546:LYS:O	2.21	0.41
1:N:472:LEU:HD22	1:N:473:GLN:N	2.36	0.41
1:O:280:SER:HB2	1:O:334:HIS:CE1	2.52	0.41
1:O:342:ILE:HD13	1:O:609:TYR:CD2	2.51	0.41
1:O:358:ILE:HD13	1:O:567:TYR:CD2	2.56	0.41
1:O:439:THR:CG2	1:O:457:ILE:CD1	2.87	0.41
1:O:490:ALA:CB	1:O:499:PRO:HA	2.51	0.41
1:O:588:LEU:HD23	1:O:588:LEU:C	2.41	0.41
1:O:610:ARG:HH21	1:O:648:MET:HE1	1.85	0.41
1:P:241:ASP:HA	1:P:242:PRO:HD3	1.85	0.41
1:P:414:PRO:O	1:P:416:ILE:HD12	2.20	0.41
1:P:458:VAL:O	1:P:459:ASN:HB3	2.21	0.41
1:P:588:LEU:C	1:P:588:LEU:HD23	2.42	0.41
1:Q:224:SER:O	1:Q:226:VAL:N	2.54	0.41
1:Q:240:VAL:HG12	1:Q:241:ASP:N	2.36	0.41
1:Q:411:PHE:CD1	1:Q:418:ASP:N	2.87	0.41
1:Q:416:ILE:H	1:Q:416:ILE:CD1	2.10	0.41
1:Q:607:ALA:HB3	1:Q:623:ILE:CG1	2.49	0.41
1:R:179:SER:HB3	1:R:182:GLU:CD	2.41	0.41
1:R:241:ASP:HA	1:R:242:PRO:HD3	1.85	0.41
1:R:280:SER:OG	1:R:334:HIS:CD2	2.42	0.41
1:R:472:LEU:HD22	1:R:473:GLN:N	2.36	0.41
1:R:655:ILE:HD12	1:R:655:ILE:C	2.41	0.41
1:S:275:LEU:HG	1:T:275:LEU:HG	1.55	0.41
1:S:395:ILE:CD1	1:S:395:ILE:N	2.84	0.41
1:S:448:PRO:O	1:S:448:PRO:CD	2.69	0.41
1:S:451:TYR:C	1:S:453:SER:H	2.22	0.41
1:S:601:LEU:HG	1:S:602:PRO:HD2	2.02	0.41
1:T:185:GLY:HA2	1:T:290:MET:CG	2.50	0.41
1:T:411:PHE:CD1	1:T:418:ASP:N	2.87	0.41

Continued on next page...

Continued from previous page...

Atom-1	Atom-2	Interatomic distance (Å)	Clash overlap (Å)
1:T:414:PRO:O	1:T:416:ILE:HD12	2.20	0.41
1:T:423:THR:HG22	1:T:546:LYS:O	2.21	0.41
1:T:448:PRO:O	1:T:448:PRO:CD	2.69	0.41
1:T:458:VAL:O	1:T:459:ASN:HB3	2.20	0.41
1:T:615:ASN:HB2	1:T:616:GLY:H	1.72	0.41
1:A:224:SER:O	1:A:226:VAL:N	2.54	0.41
1:A:411:PHE:CD1	1:A:418:ASP:N	2.87	0.41
1:A:563:HIS:HA	1:A:564:PRO:HD3	1.83	0.41
1:A:588:LEU:C	1:A:588:LEU:HD23	2.42	0.41
1:A:601:LEU:HG	1:A:602:PRO:HD2	2.02	0.41
1:B:179:SER:HB3	1:B:182:GLU:CD	2.41	0.41
1:B:370:ALA:HA	1:B:554:PRO:HG3	2.03	0.41
1:B:458:VAL:O	1:B:459:ASN:HB3	2.20	0.41
1:B:490:ALA:HB1	1:B:499:PRO:HA	2.02	0.41
1:B:516:VAL:CG1	1:B:520:VAL:HG21	2.51	0.41
1:B:555:GLU:C	1:B:555:GLU:CD	2.79	0.41
1:B:588:LEU:HD23	1:B:588:LEU:C	2.42	0.41
1:C:224:SER:O	1:C:226:VAL:N	2.54	0.41
1:C:227:PHE:O	1:K:224:SER:HB3	2.21	0.41
1:C:448:PRO:O	1:C:448:PRO:CD	2.69	0.41
1:C:519:ASP:O	1:C:519:ASP:CG	2.58	0.41
1:C:540:ILE:HB	1:C:582:VAL:HG22	2.02	0.41
1:D:327:PRO:HA	1:D:328:PRO:HD3	1.89	0.41
1:D:340:ASP:O	1:D:340:ASP:CG	2.58	0.41
1:D:383:TRP:O	1:D:413:VAL:HG21	2.21	0.41
1:D:423:THR:HG22	1:D:546:LYS:O	2.21	0.41
1:E:358:ILE:HD13	1:E:567:TYR:CD2	2.56	0.41
1:F:367:VAL:HG13	1:F:566:PHE:CZ	2.56	0.41
1:F:411:PHE:CD1	1:F:418:ASP:N	2.87	0.41
1:F:423:THR:HG22	1:F:546:LYS:O	2.21	0.41
1:G:224:SER:HB3	1:N:227:PHE:O	2.21	0.41
1:G:448:PRO:O	1:G:448:PRO:CD	2.69	0.41
1:H:179:SER:HB3	1:H:182:GLU:CD	2.41	0.41
1:H:261:VAL:CG1	1:O:260:GLN:CG	2.97	0.41
1:H:370:ALA:HA	1:H:554:PRO:HG3	2.03	0.41
1:H:383:TRP:O	1:H:413:VAL:HG21	2.21	0.41
1:H:462:ASN:O	1:H:464:LYS:N	2.51	0.41
1:I:285:THR:CG2	1:I:286:SER:N	2.84	0.41
1:I:383:TRP:O	1:I:413:VAL:HG21	2.21	0.41
1:I:472:LEU:HD22	1:I:473:GLN:N	2.36	0.41
1:I:588:LEU:C	1:I:588:LEU:HD23	2.42	0.41

Continued on next page...

Continued from previous page...

Atom-1	Atom-2	Interatomic distance (Å)	Clash overlap (Å)
1:J:350:ILE:CA	1:J:357:ASP:HA	2.44	0.41
1:J:510:VAL:CG1	1:J:511:PHE:N	2.45	0.41
1:K:212:SER:O	1:K:320:PHE:HA	2.20	0.41
1:K:363:ILE:CG2	1:K:636:ILE:HD12	2.48	0.41
1:L:203:HIS:NE2	1:S:203:HIS:NE2	2.31	0.41
1:L:340:ASP:O	1:L:340:ASP:CG	2.58	0.41
1:L:368:PHE:CD1	1:L:547:VAL:HG21	2.55	0.41
1:L:506:THR:O	1:L:507:LYS:HG3	2.20	0.41
1:M:212:SER:O	1:M:320:PHE:HA	2.20	0.41
1:M:423:THR:HG22	1:M:546:LYS:O	2.21	0.41
1:N:280:SER:OG	1:N:334:HIS:CD2	2.42	0.41
1:N:385:THR:C	1:N:387:ARG:H	2.25	0.41
1:O:212:SER:O	1:O:320:PHE:HA	2.20	0.41
1:O:285:THR:CG2	1:O:286:SER:N	2.84	0.41
1:O:472:LEU:HD22	1:O:473:GLN:N	2.36	0.41
1:P:342:ILE:H	1:P:342:ILE:HD12	1.68	0.41
1:P:451:TYR:H	1:P:458:VAL:CB	2.16	0.41
1:Q:179:SER:N	1:Q:182:GLU:OE2	2.43	0.41
1:Q:249:LEU:C	1:Q:251:TYR:N	2.74	0.41
1:Q:448:PRO:O	1:Q:448:PRO:CD	2.69	0.41
1:Q:588:LEU:HD23	1:Q:588:LEU:C	2.42	0.41
1:S:179:SER:HB3	1:S:182:GLU:CD	2.41	0.41
1:S:521:GLN:HE21	1:S:521:GLN:HB3	1.76	0.41
1:T:472:LEU:HD22	1:T:473:GLN:N	2.36	0.41
1:T:516:VAL:CG1	1:T:520:VAL:HG21	2.51	0.41
1:B:245:SER:OG	1:B:246:THR:N	2.54	0.40
1:B:327:PRO:HG3	1:F:236:VAL:HA	2.02	0.40
1:B:385:THR:HG23	1:B:386:PRO:HD2	2.01	0.40
1:B:423:THR:HG22	1:B:546:LYS:O	2.21	0.40
1:C:555:GLU:C	1:C:555:GLU:CD	2.80	0.40
1:D:234:ILE:HD11	1:D:288:VAL:HB	2.02	0.40
1:D:245:SER:OG	1:D:246:THR:N	2.54	0.40
1:D:275:LEU:CA	1:L:275:LEU:HD12	2.14	0.40
1:D:490:ALA:CB	1:D:499:PRO:HA	2.51	0.40
1:D:516:VAL:CG1	1:D:520:VAL:HG21	2.51	0.40
1:D:655:ILE:HD12	1:D:655:ILE:C	2.41	0.40
1:E:280:SER:OG	1:E:334:HIS:CD2	2.42	0.40
1:E:516:VAL:CG1	1:E:520:VAL:HG21	2.51	0.40
1:F:223:GLY:O	1:K:259:ARG:NH2	2.47	0.40
1:F:555:GLU:C	1:F:555:GLU:CD	2.79	0.40
1:F:655:ILE:HD12	1:F:655:ILE:C	2.41	0.40

Continued on next page...

Continued from previous page...

Atom-1	Atom-2	Interatomic distance (Å)	Clash overlap (Å)
1:G:516:VAL:CG1	1:G:520:VAL:HG21	2.51	0.40
1:G:606:PHE:HB3	1:G:607:ALA:H	1.72	0.40
1:H:423:THR:HG22	1:H:546:LYS:O	2.21	0.40
1:H:655:ILE:HD12	1:H:655:ILE:C	2.41	0.40
1:I:490:ALA:CB	1:I:499:PRO:HA	2.51	0.40
1:I:601:LEU:HG	1:I:602:PRO:HD2	2.02	0.40
1:J:280:SER:OG	1:J:334:HIS:CD2	2.42	0.40
1:J:359:THR:O	1:J:360:ASP:HB2	2.21	0.40
1:J:423:THR:HG22	1:J:546:LYS:O	2.21	0.40
1:J:462:ASN:O	1:J:464:LYS:N	2.51	0.40
1:J:601:LEU:HG	1:J:602:PRO:HD2	2.02	0.40
1:K:370:ALA:HA	1:K:554:PRO:HG3	2.03	0.40
1:K:374:PHE:HZ	1:K:386:PRO:HD3	1.86	0.40
1:L:414:PRO:O	1:L:416:ILE:HD12	2.20	0.40
1:L:472:LEU:HD22	1:L:473:GLN:N	2.36	0.40
1:M:490:ALA:HB1	1:M:499:PRO:HA	2.02	0.40
1:N:490:ALA:HB1	1:N:499:PRO:HA	2.02	0.40
1:N:506:THR:O	1:N:507:LYS:HG3	2.20	0.40
1:O:383:TRP:O	1:O:413:VAL:HG21	2.21	0.40
1:O:448:PRO:O	1:O:448:PRO:CD	2.69	0.40
1:O:470:GLY:N	1:O:530:LEU:HD13	2.31	0.40
1:O:540:ILE:HB	1:O:582:VAL:HG22	2.02	0.40
1:O:555:GLU:C	1:O:555:GLU:CD	2.80	0.40
1:P:288:VAL:CG1	1:P:289:ILE:N	2.83	0.40
1:P:516:VAL:CG1	1:P:520:VAL:HG21	2.51	0.40
1:Q:185:GLY:HA2	1:Q:290:MET:CG	2.50	0.40
1:Q:285:THR:CG2	1:Q:286:SER:N	2.85	0.40
1:R:288:VAL:CG1	1:R:289:ILE:N	2.83	0.40
1:R:350:ILE:CA	1:R:357:ASP:HA	2.44	0.40
1:R:516:VAL:CG1	1:R:520:VAL:HG21	2.51	0.40
1:S:423:THR:HG22	1:S:546:LYS:O	2.21	0.40
1:S:588:LEU:HD23	1:S:588:LEU:C	2.42	0.40
1:T:224:SER:O	1:T:226:VAL:N	2.54	0.40
1:T:249:LEU:C	1:T:251:TYR:N	2.74	0.40
1:T:490:ALA:CB	1:T:499:PRO:HA	2.51	0.40
1:T:588:LEU:C	1:T:588:LEU:HD23	2.41	0.40
1:A:221:ILE:O	1:A:221:ILE:HG13	2.15	0.40
1:A:374:PHE:HZ	1:A:386:PRO:HD3	1.87	0.40
1:A:448:PRO:O	1:A:448:PRO:CD	2.69	0.40
1:A:451:TYR:C	1:A:453:SER:H	2.22	0.40
1:B:490:ALA:CB	1:B:499:PRO:HA	2.51	0.40

Continued on next page...

Continued from previous page...

Atom-1	Atom-2	Interatomic distance (Å)	Clash overlap (Å)
1:C:224:SER:HB3	1:S:227:PHE:O	2.21	0.40
1:C:370:ALA:HA	1:C:554:PRO:HG3	2.03	0.40
1:C:490:ALA:CB	1:C:499:PRO:HA	2.51	0.40
1:C:588:LEU:HD23	1:C:588:LEU:C	2.42	0.40
1:D:271:LEU:CG	1:L:324:LEU:CD2	2.97	0.40
1:D:385:THR:HG23	1:D:386:PRO:HD2	2.02	0.40
1:E:245:SER:OG	1:E:246:THR:N	2.54	0.40
1:E:288:VAL:CG1	1:E:289:ILE:N	2.83	0.40
1:E:448:PRO:O	1:E:448:PRO:CD	2.69	0.40
1:E:615:ASN:HB2	1:E:616:GLY:H	1.72	0.40
1:F:337:VAL:HG12	1:F:339:SER:H	1.87	0.40
1:F:383:TRP:O	1:F:413:VAL:HG21	2.21	0.40
1:F:385:THR:C	1:F:387:ARG:H	2.25	0.40
1:H:212:SER:O	1:H:320:PHE:HA	2.20	0.40
1:H:233:ALA:HB3	1:H:254:VAL:HB	2.04	0.40
1:I:234:ILE:HD11	1:I:288:VAL:HB	2.02	0.40
1:I:370:ALA:HA	1:I:554:PRO:HG3	2.03	0.40
1:J:555:GLU:C	1:J:555:GLU:CD	2.79	0.40
1:J:588:LEU:HD23	1:J:588:LEU:C	2.42	0.40
1:K:245:SER:OG	1:K:246:THR:N	2.54	0.40
1:K:472:LEU:HD22	1:K:473:GLN:N	2.36	0.40
1:K:516:VAL:CG1	1:K:520:VAL:HG21	2.51	0.40
1:L:367:VAL:HG13	1:L:566:PHE:CZ	2.56	0.40
1:L:424:THR:HG1	1:L:489:THR:HG23	1.79	0.40
1:M:245:SER:OG	1:M:246:THR:N	2.54	0.40
1:M:367:VAL:HG13	1:M:566:PHE:CZ	2.56	0.40
1:M:458:VAL:O	1:M:459:ASN:HB3	2.21	0.40
1:N:448:PRO:O	1:N:448:PRO:CD	2.69	0.40
1:N:462:ASN:O	1:N:464:LYS:N	2.51	0.40
1:O:337:VAL:HG12	1:O:339:SER:H	1.87	0.40
1:P:383:TRP:O	1:P:413:VAL:HG21	2.21	0.40
1:P:506:THR:O	1:P:507:LYS:HG3	2.20	0.40
1:P:555:GLU:C	1:P:555:GLU:CD	2.79	0.40
1:Q:490:ALA:CB	1:Q:499:PRO:HA	2.51	0.40
1:Q:583:PHE:HB3	1:Q:584:ASN:H	1.65	0.40
1:R:212:SER:O	1:R:320:PHE:HA	2.20	0.40
1:R:233:ALA:HB3	1:R:254:VAL:HB	2.04	0.40
1:R:249:LEU:C	1:R:251:TYR:N	2.74	0.40
1:R:367:VAL:HG13	1:R:566:PHE:CZ	2.56	0.40
1:R:383:TRP:O	1:R:413:VAL:HG21	2.21	0.40
1:R:458:VAL:O	1:R:459:ASN:HB3	2.20	0.40

Continued on next page...

Continued from previous page...

Atom-1	Atom-2	Interatomic distance (Å)	Clash overlap (Å)
1:R:481:ILE:O	1:R:481:ILE:HG22	2.19	0.40
1:R:490:ALA:CB	1:R:499:PRO:HA	2.51	0.40
1:R:540:ILE:HB	1:R:582:VAL:HG22	2.02	0.40
1:S:280:SER:CB	1:S:334:HIS:CG	2.80	0.40
1:S:367:VAL:HG13	1:S:566:PHE:CZ	2.56	0.40
1:S:383:TRP:O	1:S:413:VAL:HG21	2.21	0.40
1:T:288:VAL:CG1	1:T:289:ILE:N	2.83	0.40
1:A:190:LYS:HE3	1:A:652:LEU:HB3	1.42	0.40
1:A:224:SER:HB3	1:J:227:PHE:O	2.21	0.40
1:A:236:VAL:HA	1:D:327:PRO:HG3	2.02	0.40
1:A:342:ILE:HD13	1:A:342:ILE:H	1.83	0.40
1:A:425:ILE:HG12	1:A:425:ILE:O	2.20	0.40
1:A:439:THR:CG2	1:A:457:ILE:CG1	2.91	0.40
1:A:507:LYS:H	1:A:508:ILE:CD1	2.31	0.40
1:B:178:TRP:NE1	1:B:291:ILE:HG21	2.37	0.40
1:B:358:ILE:HD13	1:B:567:TYR:CD2	2.56	0.40
1:B:431:PRO:O	1:B:432:ALA:HB2	2.22	0.40
1:C:363:ILE:H	1:C:363:ILE:HG13	1.76	0.40
1:C:431:PRO:HB3	1:C:511:PHE:HZ	1.84	0.40
1:C:458:VAL:O	1:C:459:ASN:HB3	2.20	0.40
1:D:285:THR:CG2	1:D:286:SER:N	2.84	0.40
1:D:370:ALA:HA	1:D:554:PRO:HG3	2.03	0.40
1:D:439:THR:HG1	1:D:457:ILE:CG1	2.06	0.40
1:D:661:ILE:CG1	1:D:662:ARG:N	2.77	0.40
1:E:179:SER:HB3	1:E:182:GLU:CD	2.41	0.40
1:E:425:ILE:HG12	1:E:425:ILE:O	2.20	0.40
1:F:359:THR:O	1:F:360:ASP:HB2	2.21	0.40
1:G:245:SER:OG	1:G:246:THR:N	2.54	0.40
1:G:405:ILE:HA	1:G:508:ILE:HG12	2.02	0.40
1:H:218:ARG:NE	1:H:313:GLU:OE2	2.52	0.40
1:H:472:LEU:HD22	1:H:473:GLN:N	2.36	0.40
1:J:363:ILE:CG2	1:J:636:ILE:HD12	2.48	0.40
1:J:383:TRP:O	1:J:413:VAL:HG21	2.21	0.40
1:J:431:PRO:O	1:J:432:ALA:HB2	2.22	0.40
1:J:439:THR:CG2	1:J:457:ILE:CD1	2.87	0.40
1:J:490:ALA:CB	1:J:499:PRO:HA	2.51	0.40
1:K:285:THR:CG2	1:K:286:SER:N	2.85	0.40
1:L:179:SER:HB3	1:L:182:GLU:CD	2.41	0.40
1:L:218:ARG:NE	1:L:313:GLU:OE2	2.52	0.40
1:L:240:VAL:HG12	1:L:241:ASP:N	2.35	0.40
1:L:423:THR:HG22	1:L:546:LYS:O	2.21	0.40

Continued on next page...

Continued from previous page...

Atom-1	Atom-2	Interatomic distance (Å)	Clash overlap (Å)
1:M:189:PHE:C	1:M:191:GLN:H	2.25	0.40
1:M:224:SER:O	1:M:226:VAL:N	2.54	0.40
1:M:251:TYR:CD1	1:Q:328:PRO:HB2	2.42	0.40
1:M:430:THR:HA	1:M:431:PRO:HD3	1.92	0.40
1:N:234:ILE:HD11	1:N:288:VAL:HB	2.02	0.40
1:O:179:SER:HB3	1:O:182:GLU:CD	2.41	0.40
1:O:350:ILE:HA	1:O:356:THR:O	2.22	0.40
1:O:423:THR:HG22	1:O:546:LYS:O	2.21	0.40
1:Q:451:TYR:O	1:Q:453:SER:N	2.44	0.40
1:Q:458:VAL:O	1:Q:459:ASN:HB3	2.20	0.40
1:R:193:LEU:HD12	1:R:193:LEU:HA	1.78	0.40
1:S:358:ILE:HD13	1:S:567:TYR:CD2	2.56	0.40
1:S:359:THR:O	1:S:360:ASP:HB2	2.21	0.40
1:S:535:ILE:CD1	1:S:535:ILE:H	2.35	0.40
1:T:240:VAL:HG12	1:T:241:ASP:N	2.36	0.40
1:T:555:GLU:C	1:T:555:GLU:CD	2.79	0.40
1:A:245:SER:OG	1:A:246:THR:N	2.54	0.40
1:A:359:THR:O	1:A:360:ASP:HB2	2.21	0.40
1:A:367:VAL:HG13	1:A:566:PHE:CZ	2.56	0.40
1:A:458:VAL:O	1:A:459:ASN:HB3	2.21	0.40
1:A:480:LYS:HB3	1:A:481:ILE:H	1.50	0.40
1:A:516:VAL:CG1	1:A:520:VAL:HG21	2.51	0.40
1:A:555:GLU:C	1:A:555:GLU:CD	2.80	0.40
1:A:607:ALA:HB3	1:A:623:ILE:CG1	2.49	0.40
1:B:236:VAL:HA	1:R:327:PRO:HG3	2.02	0.40
1:B:397:GLN:CB	1:B:521:GLN:HA	2.35	0.40
1:B:473:GLN:HA	1:B:524:ASP:CG	2.40	0.40
1:B:584:ASN:HD22	1:B:584:ASN:HA	1.69	0.40
1:C:245:SER:OG	1:C:246:THR:N	2.54	0.40
1:C:462:ASN:O	1:C:464:LYS:N	2.51	0.40
1:D:189:PHE:C	1:D:191:GLN:H	2.25	0.40
1:D:224:SER:O	1:D:226:VAL:N	2.54	0.40
1:D:233:ALA:HB3	1:D:254:VAL:HB	2.04	0.40
1:E:601:LEU:HD11	1:E:650:ILE:HD13	1.76	0.40
1:F:350:ILE:HA	1:F:356:THR:O	2.22	0.40
1:G:224:SER:O	1:G:226:VAL:N	2.54	0.40
1:G:260:GLN:CG	1:I:261:VAL:CG1	2.97	0.40
1:G:458:VAL:O	1:G:459:ASN:HB3	2.21	0.40
1:G:472:LEU:HD22	1:G:473:GLN:N	2.36	0.40
1:G:602:PRO:CG	1:G:605:SER:CB	2.73	0.40
1:H:362:VAL:O	1:H:565:ILE:HA	2.22	0.40

Continued on next page...

Continued from previous page...

Atom-1	Atom-2	Interatomic distance (Å)	Clash overlap (Å)
1:H:374:PHE:HZ	1:H:386:PRO:HD3	1.87	0.40
1:I:227:PHE:O	1:M:224:SER:HB3	2.21	0.40
1:I:478:ASP:HB3	1:I:479:LYS:H	1.61	0.40
1:J:224:SER:O	1:J:226:VAL:N	2.54	0.40
1:J:249:LEU:C	1:J:251:TYR:N	2.74	0.40
1:J:285:THR:CG2	1:J:286:SER:N	2.84	0.40
1:J:370:ALA:HA	1:J:554:PRO:HG3	2.03	0.40
1:K:337:VAL:HG12	1:K:339:SER:H	1.87	0.40
1:K:423:THR:HG22	1:K:546:LYS:O	2.21	0.40
1:L:189:PHE:C	1:L:191:GLN:H	2.25	0.40
1:L:504:ASN:CB	1:L:505:PRO:CD	2.83	0.40
1:L:588:LEU:C	1:L:588:LEU:HD23	2.41	0.40
1:L:615:ASN:HD21	1:L:640:GLU:HG2	1.87	0.40
1:M:249:LEU:C	1:M:251:TYR:N	2.74	0.40
1:M:431:PRO:O	1:M:432:ALA:HB2	2.22	0.40
1:M:515:HIS:O	1:M:516:VAL:O	2.40	0.40
1:N:411:PHE:CD1	1:N:418:ASP:N	2.87	0.40
1:N:431:PRO:O	1:N:432:ALA:HB2	2.22	0.40
1:O:301:ASN:HB3	1:O:302:ASP:H	1.51	0.40
1:O:516:VAL:CG1	1:O:520:VAL:HG21	2.51	0.40
1:O:655:ILE:HD12	1:O:655:ILE:C	2.41	0.40
1:P:405:ILE:HA	1:P:508:ILE:HG12	2.02	0.40
1:P:431:PRO:O	1:P:432:ALA:HB2	2.22	0.40
1:P:540:ILE:HB	1:P:582:VAL:HG22	2.03	0.40
1:Q:189:PHE:C	1:Q:191:GLN:H	2.25	0.40
1:Q:218:ARG:NE	1:Q:313:GLU:OE2	2.52	0.40
1:Q:245:SER:OG	1:Q:246:THR:N	2.54	0.40
1:Q:423:THR:HG22	1:Q:546:LYS:O	2.21	0.40
1:Q:555:GLU:C	1:Q:555:GLU:CD	2.80	0.40
1:R:245:SER:OG	1:R:246:THR:N	2.54	0.40
1:R:285:THR:CG2	1:R:286:SER:N	2.84	0.40
1:R:370:ALA:HB2	1:R:554:PRO:CG	2.52	0.40
1:R:515:HIS:O	1:R:516:VAL:O	2.40	0.40
1:T:221:ILE:HG22	1:T:310:VAL:CG1	2.52	0.40
1:T:233:ALA:HB3	1:T:254:VAL:HB	2.04	0.40
1:T:245:SER:OG	1:T:246:THR:N	2.54	0.40
1:T:431:PRO:O	1:T:432:ALA:HB2	2.22	0.40
1:A:490:ALA:CB	1:A:499:PRO:HA	2.51	0.40
1:B:405:ILE:HA	1:B:508:ILE:HG12	2.02	0.40
1:D:223:GLY:O	1:F:259:ARG:NH2	2.47	0.40
1:D:337:VAL:HG12	1:D:339:SER:H	1.87	0.40

Continued on next page...

Continued from previous page...

Atom-1	Atom-2	Interatomic distance (Å)	Clash overlap (Å)
1:D:344:LYS:O	1:D:345:SER:CB	2.64	0.40
1:D:439:THR:CG2	1:D:457:ILE:CG1	2.91	0.40
1:D:472:LEU:HD22	1:D:473:GLN:N	2.36	0.40
1:E:337:VAL:HG12	1:E:339:SER:H	1.87	0.40
1:E:576:VAL:HG12	1:E:577:ILE:N	2.37	0.40
1:F:179:SER:HB3	1:F:182:GLU:CD	2.41	0.40
1:F:241:ASP:HA	1:F:242:PRO:HD3	1.85	0.40
1:F:297:ASN:ND2	1:F:298:PRO:N	2.60	0.40
1:F:327:PRO:HA	1:F:328:PRO:HD3	1.89	0.40
1:F:370:ALA:HB2	1:F:554:PRO:CG	2.52	0.40
1:G:451:TYR:C	1:G:453:SER:H	2.22	0.40
1:H:178:TRP:NE1	1:H:291:ILE:HG21	2.37	0.40
1:H:224:SER:O	1:H:226:VAL:N	2.54	0.40
1:H:354:TYR:HH	1:H:467:TYR:HE2	1.62	0.40
1:I:280:SER:CB	1:I:334:HIS:CG	2.80	0.40
1:I:540:ILE:HB	1:I:582:VAL:HG22	2.03	0.40
1:J:341:LEU:HB2	1:J:342:ILE:HD13	2.04	0.40
1:J:362:VAL:O	1:J:565:ILE:HA	2.22	0.40
1:J:439:THR:HG1	1:J:457:ILE:N	2.20	0.40
1:L:193:LEU:HD12	1:L:193:LEU:HA	1.79	0.40
1:L:370:ALA:HB2	1:L:554:PRO:CG	2.52	0.40
1:L:602:PRO:CG	1:L:605:SER:CB	2.73	0.40
1:M:233:ALA:HB3	1:M:254:VAL:HB	2.04	0.40
1:M:359:THR:O	1:M:360:ASP:HB2	2.21	0.40
1:M:615:ASN:HD21	1:M:640:GLU:HG2	1.87	0.40
1:N:245:SER:OG	1:N:246:THR:N	2.54	0.40
1:N:342:ILE:HD13	1:N:342:ILE:H	1.83	0.40
1:N:374:PHE:HZ	1:N:386:PRO:HD3	1.86	0.40
1:N:516:VAL:CG1	1:N:520:VAL:HG21	2.51	0.40
1:N:519:ASP:CG	1:N:519:ASP:O	2.58	0.40
1:N:655:ILE:HD12	1:N:655:ILE:C	2.41	0.40
1:P:179:SER:HB3	1:P:182:GLU:CD	2.41	0.40
1:P:353:ARG:N	1:P:584:ASN:HD21	2.16	0.40
1:P:370:ALA:HA	1:P:554:PRO:HG3	2.04	0.40
1:P:425:ILE:HG12	1:P:425:ILE:O	2.20	0.40
1:P:515:HIS:O	1:P:516:VAL:O	2.40	0.40
1:Q:178:TRP:NE1	1:Q:291:ILE:HG21	2.37	0.40
1:Q:576:VAL:HG12	1:Q:577:ILE:N	2.37	0.40
1:R:178:TRP:NE1	1:R:291:ILE:HG21	2.37	0.40
1:R:448:PRO:O	1:R:448:PRO:CD	2.69	0.40
1:S:190:LYS:HE3	1:S:652:LEU:HB3	1.42	0.40

Continued on next page...

Continued from previous page...

Atom-1	Atom-2	Interatomic distance (Å)	Clash overlap (Å)
1:S:322:PHE:HB3	1:S:323:HIS:H	1.69	0.40
1:T:540:ILE:HB	1:T:582:VAL:HG22	2.02	0.40

All (928) symmetry-related close contacts are listed below. The label for Atom-2 includes the symmetry operator and encoded unit-cell translations to be applied.

Atom-1	Atom-2	Interatomic distance (Å)	Clash overlap (Å)
1:C:493:GLU:O	1:C:518:ARG:CD[7_564]	0.17	2.03
1:G:251:TYR:CE1	1:M:327:PRO:O[9_555]	0.34	1.86
1:R:435:TYR:CD1	1:R:519:ASP:OD1[11_455]	0.35	1.85
1:O:251:TYR:CE1	1:T:327:PRO:O[5_555]	0.38	1.82
1:H:272:ARG:O	1:H:276:TYR:CE1[9_555]	0.40	1.80
1:C:327:PRO:C	1:E:251:TYR:CZ[9_555]	0.48	1.72
1:H:638:LYS:NZ	1:K:455:ASN:CA[2_565]	0.48	1.72
1:K:276:TYR:CE1	1:P:272:ARG:O[9_555]	0.48	1.72
1:N:251:TYR:CZ	1:P:327:PRO:C[9_555]	0.48	1.72
1:H:517:ASN:CB	1:N:498:GLU:OE2[6_556]	0.50	1.70
1:C:275:LEU:CD2	1:E:275:LEU:CD2[9_555]	0.51	1.69
1:N:275:LEU:CD2	1:P:275:LEU:CD2[9_555]	0.52	1.68
1:C:272:ARG:O	1:J:276:TYR:CE1[9_555]	0.53	1.67
1:L:493:GLU:C	1:M:518:ARG:N[3_555]	0.54	1.66
1:N:272:ARG:C	1:P:276:TYR:CZ[9_555]	0.54	1.66
1:N:251:TYR:CD1	1:P:328:PRO:CA[9_555]	0.55	1.65
1:C:251:TYR:CE1	1:J:327:PRO:O[9_555]	0.56	1.64
1:G:328:PRO:N	1:Q:251:TYR:CD1[9_555]	0.56	1.64
1:I:272:ARG:O	1:I:276:TYR:CE1[5_555]	0.56	1.64
1:C:276:TYR:CZ	1:E:272:ARG:C[9_555]	0.60	1.60
1:O:275:LEU:CD2	1:S:275:LEU:CD2[5_555]	0.60	1.60
1:O:327:PRO:C	1:S:251:TYR:CZ[5_555]	0.60	1.60
1:C:495:ASN:CG	1:C:516:VAL:C[7_564]	0.61	1.59
1:O:272:ARG:O	1:T:276:TYR:CE1[5_555]	0.61	1.59
1:C:495:ASN:ND2	1:C:516:VAL:O[7_564]	0.62	1.58
1:C:495:ASN:OD1	1:C:517:ASN:N[7_564]	0.64	1.56
1:H:638:LYS:CD	1:K:455:ASN:OD1[2_565]	0.64	1.56
1:G:575:TYR:O	1:P:480:LYS:NZ[9_555]	0.67	1.53
1:I:251:TYR:OH	1:I:327:PRO:CD[5_555]	0.68	1.52
1:O:276:TYR:CZ	1:S:272:ARG:C[5_555]	0.68	1.52
1:H:251:TYR:OH	1:H:327:PRO:CD[9_555]	0.69	1.51
1:C:328:PRO:CA	1:E:251:TYR:CD1[9_555]	0.71	1.49
1:G:327:PRO:N	1:Q:251:TYR:OH[9_555]	0.72	1.48

Continued on next page...

Continued from previous page...

Atom-1	Atom-2	Interatomic distance (Å)	Clash overlap (Å)
1:I:251:TYR:CE2	1:I:327:PRO:CG[5_555]	0.72	1.48
1:J:203:HIS:NE2	1:K:203:HIS:NE2[5_555]	0.72	1.48
1:O:328:PRO:N	1:S:251:TYR:CD1[5_555]	0.72	1.48
1:K:327:PRO:O	1:P:251:TYR:CE1[9_555]	0.73	1.47
1:G:272:ARG:O	1:M:276:TYR:CE1[9_555]	0.74	1.46
1:C:494:GLY:C	1:C:518:ARG:CB[7_564]	0.77	1.43
1:H:518:ARG:O	1:N:493:GLU:OE2[6_556]	0.77	1.43
1:K:327:PRO:CG	1:P:251:TYR:CE2[9_555]	0.77	1.43
1:G:275:LEU:CD2	1:Q:275:LEU:CD2[9_555]	0.78	1.42
1:G:276:TYR:CE1	1:Q:272:ARG:C[9_555]	0.78	1.42
1:G:327:PRO:C	1:Q:251:TYR:CZ[9_555]	0.78	1.42
1:G:276:TYR:CZ	1:Q:272:ARG:C[9_555]	0.81	1.39
1:H:251:TYR:CE2	1:H:327:PRO:CG[9_555]	0.81	1.39
1:O:327:PRO:N	1:S:251:TYR:OH[5_555]	0.81	1.39
1:H:251:TYR:CE1	1:H:327:PRO:O[9_555]	0.83	1.37
1:C:328:PRO:N	1:E:251:TYR:CD1[9_555]	0.85	1.35
1:C:480:LYS:NZ	1:O:575:TYR:O[9_555]	0.85	1.35
1:H:251:TYR:CE1	1:H:327:PRO:C[9_555]	0.85	1.35
1:H:519:ASP:N	1:N:493:GLU:OE1[6_556]	0.85	1.35
1:I:251:TYR:CD1	1:I:327:PRO:C[5_555]	0.85	1.35
1:G:276:TYR:CD1	1:Q:272:ARG:O[9_555]	0.86	1.34
1:H:251:TYR:CD1	1:H:327:PRO:C[9_555]	0.86	1.34
1:C:251:TYR:CE2	1:J:327:PRO:CG[9_555]	0.87	1.33
1:H:203:HIS:NE2	1:T:203:HIS:NE2[5_555]	0.87	1.33
1:H:517:ASN:CG	1:N:498:GLU:CD[6_556]	0.87	1.33
1:O:328:PRO:CA	1:S:251:TYR:CD1[5_555]	0.87	1.33
1:I:203:HIS:NE2	1:M:203:HIS:NE2[9_555]	0.88	1.32
1:I:251:TYR:CE1	1:I:327:PRO:O[5_555]	0.88	1.32
1:K:327:PRO:C	1:P:251:TYR:CD1[9_555]	0.88	1.32
1:C:493:GLU:C	1:C:518:ARG:CG[7_564]	0.89	1.31
1:O:328:PRO:N	1:S:251:TYR:CE1[5_555]	0.89	1.31
1:K:327:PRO:CD	1:P:251:TYR:OH[9_555]	0.91	1.29
1:C:328:PRO:N	1:E:251:TYR:CE1[9_555]	0.92	1.28
1:K:327:PRO:C	1:P:251:TYR:CE1[9_555]	0.92	1.28
1:N:251:TYR:CD1	1:P:328:PRO:N[9_555]	0.94	1.26
1:O:276:TYR:CE1	1:S:272:ARG:C[5_555]	0.94	1.26
1:L:493:GLU:C	1:M:517:ASN:C[3_555]	0.95	1.25
1:C:251:TYR:CE1	1:J:327:PRO:C[9_555]	0.96	1.24
1:G:251:TYR:CE2	1:M:327:PRO:CG[9_555]	0.97	1.23
1:C:327:PRO:N	1:E:251:TYR:OH[9_555]	0.98	1.22
1:G:328:PRO:CA	1:Q:251:TYR:CD1[9_555]	0.98	1.22

Continued on next page...

Continued from previous page...

Atom-1	Atom-2	Interatomic distance (Å)	Clash overlap (Å)
1:H:517:ASN:CB	1:N:498:GLU:CD[6_556]	0.98	1.22
1:L:493:GLU:CA	1:M:518:ARG:CA[3_555]	0.98	1.22
1:L:496:ASN:O	1:M:517:ASN:ND2[3_555]	0.98	1.22
1:C:398:LYS:CE	1:C:517:ASN:ND2[7_564]	0.99	1.21
1:C:575:TYR:O	1:O:480:LYS:NZ[9_555]	0.99	1.21
1:G:327:PRO:CA	1:Q:251:TYR:CE2[9_555]	0.99	1.21
1:O:251:TYR:CE2	1:T:327:PRO:CG[5_555]	0.99	1.21
1:G:327:PRO:CA	1:Q:251:TYR:CZ[9_555]	1.00	1.20
1:I:251:TYR:CZ	1:I:327:PRO:CG[5_555]	1.00	1.20
1:H:251:TYR:CE2	1:H:327:PRO:CB[9_555]	1.01	1.19
1:I:251:TYR:CE1	1:I:327:PRO:C[5_555]	1.01	1.19
1:O:251:TYR:CE1	1:T:327:PRO:C[5_555]	1.01	1.19
1:G:328:PRO:N	1:Q:251:TYR:CE1[9_555]	1.02	1.18
1:O:276:TYR:CD1	1:S:272:ARG:O[5_555]	1.03	1.17
1:C:251:TYR:CD1	1:J:327:PRO:C[9_555]	1.04	1.16
1:C:251:TYR:OH	1:J:327:PRO:CD[9_555]	1.05	1.15
1:O:276:TYR:CZ	1:S:273:SER:N[5_555]	1.05	1.15
1:C:494:GLY:N	1:C:518:ARG:CG[7_564]	1.06	1.14
1:G:480:LYS:NZ	1:P:575:TYR:O[9_555]	1.06	1.14
1:N:251:TYR:CE1	1:P:328:PRO:N[9_555]	1.06	1.14
1:O:327:PRO:CA	1:S:251:TYR:CZ[5_555]	1.08	1.12
1:C:276:TYR:CE1	1:E:272:ARG:C[9_555]	1.09	1.11
1:Q:479:LYS:CG	1:R:518:ARG:NH1[11_455]	1.09	1.11
1:K:327:PRO:CB	1:P:251:TYR:CE2[9_555]	1.10	1.10
1:C:275:LEU:CD1	1:E:275:LEU:CA[9_555]	1.12	1.08
1:C:276:TYR:CD1	1:E:272:ARG:O[9_555]	1.12	1.08
1:C:494:GLY:O	1:C:518:ARG:CB[7_564]	1.12	1.08
1:G:276:TYR:CZ	1:Q:273:SER:N[9_555]	1.12	1.08
1:I:251:TYR:CE2	1:I:327:PRO:CB[5_555]	1.12	1.08
1:N:272:ARG:CA	1:P:276:TYR:CZ[9_555]	1.12	1.08
1:O:275:LEU:CD1	1:S:275:LEU:CA[5_555]	1.12	1.08
1:O:251:TYR:OH	1:T:327:PRO:CD[5_555]	1.13	1.07
1:H:251:TYR:CZ	1:H:327:PRO:CG[9_555]	1.14	1.06
1:N:251:TYR:OH	1:P:327:PRO:N[9_555]	1.14	1.06
1:G:251:TYR:CD1	1:M:327:PRO:O[9_555]	1.15	1.05
1:N:251:TYR:CE2	1:P:327:PRO:C[9_555]	1.15	1.05
1:O:327:PRO:CA	1:S:251:TYR:CE2[5_555]	1.15	1.05
1:D:455:ASN:OD1	1:G:638:LYS:NZ[8_555]	1.16	1.04
1:G:327:PRO:C	1:Q:251:TYR:CE1[9_555]	1.16	1.04
1:H:517:ASN:ND2	1:N:498:GLU:CB[6_556]	1.16	1.04
1:N:272:ARG:CA	1:P:276:TYR:OH[9_555]	1.16	1.04

Continued on next page...

Continued from previous page...

Atom-1	Atom-2	Interatomic distance (Å)	Clash overlap (Å)
1:N:272:ARG:O	1:P:276:TYR:CD1[9_555]	1.16	1.04
1:C:276:TYR:CZ	1:E:273:SER:N[9_555]	1.17	1.03
1:C:493:GLU:C	1:C:518:ARG:CD[7_564]	1.17	1.03
1:G:165:GLU:OE2	1:P:208:TYR:OH[9_555]	1.17	1.03
1:G:251:TYR:CE1	1:M:327:PRO:C[9_555]	1.17	1.03
1:L:493:GLU:O	1:M:517:ASN:C[3_555]	1.17	1.03
1:H:518:ARG:O	1:N:493:GLU:CD[6_556]	1.18	1.02
1:J:387:ARG:NH2	1:K:348:LEU:CD2[5_555]	1.18	1.02
1:K:327:PRO:O	1:P:251:TYR:CD1[9_555]	1.18	1.02
1:L:494:GLY:N	1:M:517:ASN:C[3_555]	1.18	1.02
1:O:327:PRO:C	1:S:251:TYR:CE1[5_555]	1.18	1.02
1:C:251:TYR:CD1	1:J:327:PRO:O[9_555]	1.19	1.01
1:F:494:GLY:CA	1:F:518:ARG:CG[8_555]	1.19	1.01
1:I:251:TYR:CD1	1:I:327:PRO:O[5_555]	1.19	1.01
1:N:272:ARG:C	1:P:276:TYR:CE2[9_555]	1.19	1.01
1:C:495:ASN:ND2	1:C:516:VAL:C[7_564]	1.20	1.00
1:C:495:ASN:CG	1:C:517:ASN:N[7_564]	1.20	1.00
1:G:251:TYR:OH	1:M:327:PRO:CD[9_555]	1.20	1.00
1:N:272:ARG:C	1:P:276:TYR:CE1[9_555]	1.20	1.00
1:N:275:LEU:CA	1:P:275:LEU:CD1[9_555]	1.20	1.00
1:O:272:ARG:O	1:T:276:TYR:CZ[5_555]	1.20	1.00
1:H:519:ASP:CA	1:N:493:GLU:OE1[6_556]	1.21	0.99
1:I:575:TYR:CD1	1:M:480:LYS:CE[9_555]	1.21	0.99
1:G:327:PRO:CB	1:Q:251:TYR:CE2[9_555]	1.22	0.98
1:N:272:ARG:O	1:P:276:TYR:CG[9_555]	1.22	0.98
1:O:251:TYR:CD1	1:T:327:PRO:C[5_555]	1.22	0.98
1:C:251:TYR:CE2	1:J:327:PRO:CB[9_555]	1.23	0.97
1:C:327:PRO:C	1:E:251:TYR:CE1[9_555]	1.23	0.97
1:C:454:ALA:CB	1:O:462:ASN:OD1[2_564]	1.23	0.97
1:G:272:ARG:O	1:M:276:TYR:CZ[9_555]	1.23	0.97
1:G:275:LEU:CD1	1:Q:275:LEU:CA[9_555]	1.23	0.97
1:N:251:TYR:CZ	1:P:327:PRO:O[9_555]	1.23	0.97
1:C:327:PRO:CA	1:E:251:TYR:CZ[9_555]	1.24	0.96
1:O:251:TYR:CD1	1:T:327:PRO:O[5_555]	1.24	0.96
1:C:276:TYR:CZ	1:E:272:ARG:CA[9_555]	1.25	0.95
1:C:327:PRO:CA	1:E:251:TYR:CE2[9_555]	1.25	0.95
1:C:327:PRO:C	1:E:251:TYR:CE2[9_555]	1.26	0.94
1:C:208:TYR:OH	1:O:165:GLU:OE2[9_555]	1.27	0.93
1:C:276:TYR:CG	1:E:272:ARG:O[9_555]	1.27	0.93
1:H:517:ASN:ND2	1:N:498:GLU:CG[6_556]	1.27	0.93
1:I:575:TYR:CG	1:M:480:LYS:CE[9_555]	1.27	0.93

Continued on next page...

Continued from previous page...

Atom-1	Atom-2	Interatomic distance (Å)	Clash overlap (Å)
1:J:348:LEU:CD2	1:K:387:ARG:NH2[5_555]	1.27	0.93
1:H:348:LEU:CD2	1:T:387:ARG:NH2[5_555]	1.28	0.92
1:N:271:LEU:CB	1:P:324:LEU:CD1[9_555]	1.28	0.92
1:G:251:TYR:CD1	1:M:327:PRO:C[9_555]	1.29	0.91
1:H:251:TYR:CD1	1:H:327:PRO:O[9_555]	1.29	0.91
1:L:493:GLU:CA	1:M:518:ARG:N[3_555]	1.29	0.91
1:C:495:ASN:OD1	1:C:517:ASN:CA[7_564]	1.30	0.90
1:G:276:TYR:CG	1:Q:272:ARG:O[9_555]	1.30	0.90
1:N:251:TYR:CE1	1:P:327:PRO:C[9_555]	1.30	0.90
1:C:276:TYR:CE2	1:E:272:ARG:C[9_555]	1.31	0.89
1:N:251:TYR:CE2	1:P:327:PRO:CA[9_555]	1.31	0.89
1:O:272:ARG:CA	1:T:276:TYR:OH[5_555]	1.31	0.89
1:C:276:TYR:CE2	1:E:273:SER:N[9_555]	1.32	0.88
1:C:276:TYR:OH	1:E:272:ARG:CA[9_555]	1.32	0.88
1:C:495:ASN:CG	1:C:516:VAL:O[7_564]	1.32	0.88
1:G:251:TYR:CZ	1:M:327:PRO:CG[9_555]	1.32	0.88
1:I:480:LYS:CE	1:M:575:TYR:CD1[9_555]	1.32	0.88
1:C:272:ARG:C	1:J:276:TYR:CZ[9_555]	1.33	0.87
1:E:399:GLY:O	1:E:435:TYR:OH[6_456]	1.33	0.87
1:K:327:PRO:CG	1:P:251:TYR:CZ[9_555]	1.33	0.87
1:N:273:SER:N	1:P:276:TYR:CZ[9_555]	1.33	0.87
1:O:327:PRO:CB	1:S:251:TYR:CE2[5_555]	1.33	0.87
1:G:326:LYS:C	1:Q:251:TYR:OH[9_555]	1.34	0.86
1:I:348:LEU:CD2	1:M:387:ARG:NH2[9_555]	1.34	0.86
1:J:387:ARG:NH1	1:K:348:LEU:CB[5_555]	1.34	0.86
1:K:328:PRO:N	1:P:251:TYR:CD1[9_555]	1.34	0.86
1:L:494:GLY:N	1:M:517:ASN:O[3_555]	1.34	0.86
1:O:272:ARG:C	1:T:276:TYR:CZ[5_555]	1.34	0.86
1:O:276:TYR:CG	1:S:272:ARG:O[5_555]	1.34	0.86
1:C:272:ARG:O	1:J:276:TYR:CZ[9_555]	1.35	0.85
1:C:494:GLY:CA	1:C:518:ARG:CB[7_564]	1.35	0.85
1:H:517:ASN:CG	1:N:498:GLU:OE1[6_556]	1.35	0.85
1:I:348:LEU:CB	1:M:387:ARG:NH1[9_555]	1.35	0.85
1:C:165:GLU:OE2	1:O:208:TYR:OH[9_555]	1.36	0.84
1:C:428:LYS:O	1:C:478:ASP:OD2[7_564]	1.36	0.84
1:O:276:TYR:CE2	1:S:273:SER:N[5_555]	1.36	0.84
1:O:327:PRO:C	1:S:251:TYR:CE2[5_555]	1.36	0.84
1:C:272:ARG:CA	1:J:276:TYR:OH[9_555]	1.37	0.83
1:G:276:TYR:CZ	1:Q:272:ARG:CA[9_555]	1.37	0.83
1:G:276:TYR:CE1	1:Q:272:ARG:O[9_555]	1.37	0.83
1:G:324:LEU:CD2	1:Q:271:LEU:CG[9_555]	1.37	0.83

Continued on next page...

Continued from previous page...

Atom-1	Atom-2	Interatomic distance (Å)	Clash overlap (Å)
1:H:251:TYR:CD1	1:H:328:PRO:N[9_555]	1.37	0.83
1:O:251:TYR:CE2	1:T:327:PRO:CB[5_555]	1.37	0.83
1:C:327:PRO:O	1:E:251:TYR:CZ[9_555]	1.38	0.82
1:G:208:TYR:OH	1:P:165:GLU:OE2[9_555]	1.38	0.82
1:G:327:PRO:C	1:Q:251:TYR:CE2[9_555]	1.38	0.82
1:I:251:TYR:CZ	1:I:327:PRO:CD[5_555]	1.38	0.82
1:L:494:GLY:C	1:M:517:ASN:O[3_555]	1.38	0.82
1:N:271:LEU:CD2	1:P:324:LEU:CD2[9_555]	1.38	0.82
1:N:273:SER:N	1:P:276:TYR:CE2[9_555]	1.38	0.82
1:O:251:TYR:CZ	1:T:327:PRO:CG[5_555]	1.38	0.82
1:O:276:TYR:CZ	1:S:272:ARG:CA[5_555]	1.38	0.82
1:H:575:TYR:CD1	1:T:480:LYS:CE[5_555]	1.39	0.81
1:J:480:LYS:CE	1:K:575:TYR:CG[5_555]	1.39	0.81
1:C:251:TYR:CB	1:J:328:PRO:O[9_555]	1.40	0.80
1:C:251:TYR:CD1	1:J:328:PRO:N[9_555]	1.40	0.80
1:G:272:ARG:CA	1:M:276:TYR:OH[9_555]	1.40	0.80
1:K:276:TYR:CE1	1:P:272:ARG:C[9_555]	1.40	0.80
1:K:276:TYR:CZ	1:P:272:ARG:C[9_555]	1.40	0.80
1:L:494:GLY:CA	1:M:517:ASN:O[3_555]	1.40	0.80
1:N:251:TYR:CZ	1:P:327:PRO:CA[9_555]	1.40	0.80
1:O:276:TYR:CE1	1:S:272:ARG:O[5_555]	1.40	0.80
1:C:251:TYR:CZ	1:J:327:PRO:CG[9_555]	1.41	0.79
1:H:575:TYR:CG	1:T:480:LYS:CE[5_555]	1.41	0.79
1:I:480:LYS:CE	1:M:575:TYR:CE1[9_555]	1.41	0.79
1:K:276:TYR:CD1	1:P:272:ARG:O[9_555]	1.41	0.79
1:L:496:ASN:CB	1:M:517:ASN:OD1[3_555]	1.41	0.79
1:O:251:TYR:CB	1:T:328:PRO:O[5_555]	1.41	0.79
1:R:435:TYR:CD1	1:R:519:ASP:CG[11_455]	1.41	0.79
1:R:435:TYR:CG	1:R:519:ASP:OD1[11_455]	1.41	0.79
1:C:398:LYS:CD	1:C:517:ASN:ND2[7_564]	1.42	0.78
1:G:251:TYR:CB	1:M:328:PRO:O[9_555]	1.42	0.78
1:G:348:LEU:CD2	1:P:387:ARG:NH2[9_555]	1.42	0.78
1:H:272:ARG:C	1:H:276:TYR:CE1[9_555]	1.42	0.78
1:J:348:LEU:CB	1:K:387:ARG:NH1[5_555]	1.42	0.78
1:G:328:PRO:N	1:Q:251:TYR:CG[9_555]	1.43	0.77
1:H:348:LEU:CB	1:T:387:ARG:NH1[5_555]	1.43	0.77
1:I:575:TYR:CA	1:M:480:LYS:NZ[9_555]	1.43	0.77
1:L:494:GLY:O	1:M:517:ASN:O[3_555]	1.43	0.77
1:O:324:LEU:CD2	1:S:271:LEU:CB[5_555]	1.43	0.77
1:C:324:LEU:CD2	1:E:271:LEU:CG[9_555]	1.44	0.76
1:C:327:PRO:CB	1:E:251:TYR:CE2[9_555]	1.44	0.76

Continued on next page...

Continued from previous page...

Atom-1	Atom-2	Interatomic distance (Å)	Clash overlap (Å)
1:J:480:LYS:CE	1:K:575:TYR:CD1[5_555]	1.44	0.76
1:N:271:LEU:CG	1:P:324:LEU:CD2[9_555]	1.44	0.76
1:O:275:LEU:CD2	1:S:275:LEU:CG[5_555]	1.44	0.76
1:O:324:LEU:CD2	1:S:271:LEU:CG[5_555]	1.44	0.76
1:C:276:TYR:CE1	1:E:272:ARG:O[9_555]	1.45	0.75
1:C:324:LEU:CD1	1:E:271:LEU:CB[9_555]	1.45	0.75
1:G:324:LEU:CD2	1:Q:271:LEU:CB[9_555]	1.45	0.75
1:J:575:TYR:CD1	1:K:480:LYS:CE[5_555]	1.45	0.75
1:N:272:ARG:O	1:P:276:TYR:CE1[9_555]	1.46	0.74
1:O:272:ARG:C	1:T:276:TYR:OH[5_555]	1.46	0.74
1:O:276:TYR:OH	1:S:272:ARG:CA[5_555]	1.46	0.74
1:C:494:GLY:CA	1:C:518:ARG:C[7_564]	1.47	0.73
1:L:493:GLU:CA	1:M:518:ARG:CB[3_555]	1.47	0.73
1:C:275:LEU:CD2	1:E:275:LEU:CG[9_555]	1.48	0.72
1:G:276:TYR:CE2	1:Q:273:SER:N[9_555]	1.48	0.72
1:H:575:TYR:CA	1:T:480:LYS:NZ[5_555]	1.48	0.72
1:O:276:TYR:CE2	1:S:272:ARG:C[5_555]	1.48	0.72
1:O:326:LYS:C	1:S:251:TYR:OH[5_555]	1.48	0.72
1:C:272:ARG:O	1:J:276:TYR:CD1[9_555]	1.49	0.71
1:G:272:ARG:C	1:M:276:TYR:OH[9_555]	1.49	0.71
1:H:251:TYR:CZ	1:H:327:PRO:CD[9_555]	1.49	0.71
1:H:272:ARG:C	1:H:276:TYR:CZ[9_555]	1.49	0.71
1:H:480:LYS:CE	1:T:575:TYR:CD1[5_555]	1.49	0.71
1:L:494:GLY:N	1:M:518:ARG:N[3_555]	1.49	0.71
1:L:494:GLY:N	1:M:519:ASP:N[3_555]	1.49	0.71
1:N:272:ARG:O	1:P:276:TYR:CD2[9_555]	1.49	0.71
1:C:272:ARG:C	1:J:276:TYR:CE1[9_555]	1.50	0.70
1:C:493:GLU:O	1:C:518:ARG:CG[7_564]	1.50	0.70
1:G:272:ARG:C	1:M:276:TYR:CZ[9_555]	1.50	0.70
1:J:575:TYR:CG	1:K:480:LYS:NZ[5_555]	1.50	0.70
1:K:276:TYR:CZ	1:P:272:ARG:O[9_555]	1.50	0.70
1:C:324:LEU:CD2	1:E:271:LEU:CB[9_555]	1.51	0.69
1:G:275:LEU:CD2	1:Q:275:LEU:CG[9_555]	1.51	0.69
1:H:272:ARG:O	1:H:276:TYR:CD1[9_555]	1.51	0.69
1:H:518:ARG:C	1:N:493:GLU:CD[6_556]	1.51	0.69
1:H:518:ARG:C	1:N:493:GLU:OE1[6_556]	1.51	0.69
1:I:480:LYS:NZ	1:M:575:TYR:CG[9_555]	1.51	0.69
1:J:575:TYR:CG	1:K:480:LYS:CE[5_555]	1.51	0.69
1:K:276:TYR:OH	1:P:272:ARG:CA[9_555]	1.51	0.69
1:G:251:TYR:CE2	1:M:327:PRO:CB[9_555]	1.52	0.68
1:H:387:ARG:NH2	1:T:348:LEU:CD2[5_555]	1.52	0.68

Continued on next page...

Continued from previous page...

Atom-1	Atom-2	Interatomic distance (Å)	Clash overlap (Å)
1:H:517:ASN:ND2	1:N:498:GLU:CD[6_556]	1.52	0.68
1:I:165:GLU:OE1	1:M:325:LEU:CB[9_555]	1.52	0.68
1:L:496:ASN:CA	1:M:517:ASN:CG[3_555]	1.52	0.68
1:K:328:PRO:O	1:P:251:TYR:CB[9_555]	1.53	0.67
1:L:496:ASN:N	1:M:517:ASN:CB[3_555]	1.53	0.67
1:C:324:LEU:CD2	1:E:271:LEU:CD2[9_555]	1.54	0.66
1:C:494:GLY:CA	1:C:518:ARG:CA[7_564]	1.54	0.66
1:G:276:TYR:OH	1:Q:272:ARG:CA[9_555]	1.54	0.66
1:G:328:PRO:CD	1:Q:251:TYR:CD1[9_555]	1.54	0.66
1:I:251:TYR:CD1	1:I:328:PRO:N[5_555]	1.54	0.66
1:I:251:TYR:CD2	1:I:327:PRO:CB[5_555]	1.54	0.66
1:O:327:PRO:O	1:S:251:TYR:CZ[5_555]	1.54	0.66
1:C:387:ARG:NH2	1:O:348:LEU:CD2[9_555]	1.55	0.65
1:H:251:TYR:OH	1:H:327:PRO:N[9_555]	1.55	0.65
1:H:272:ARG:O	1:H:276:TYR:CZ[9_555]	1.55	0.65
1:J:480:LYS:NZ	1:K:575:TYR:CG[5_555]	1.55	0.65
1:N:251:TYR:CE2	1:P:327:PRO:CB[9_555]	1.55	0.65
1:C:252:PRO:CD	1:J:328:PRO:CD[9_555]	1.56	0.64
1:I:272:ARG:C	1:I:276:TYR:CE1[5_555]	1.56	0.64
1:N:251:TYR:CG	1:P:328:PRO:N[9_555]	1.56	0.64
1:O:251:TYR:CD1	1:T:328:PRO:N[5_555]	1.56	0.64
1:O:328:PRO:N	1:S:251:TYR:CG[5_555]	1.56	0.64
1:C:494:GLY:C	1:C:518:ARG:CA[7_564]	1.57	0.63
1:G:276:TYR:N	1:Q:273:SER:O[9_555]	1.57	0.63
1:H:251:TYR:CD2	1:H:327:PRO:CB[9_555]	1.57	0.63
1:I:355:TRP:CH2	1:M:390:PRO:CG[9_555]	1.57	0.63
1:K:327:PRO:CD	1:P:251:TYR:CZ[9_555]	1.57	0.63
1:O:251:TYR:CZ	1:T:327:PRO:O[5_555]	1.57	0.63
1:C:495:ASN:CB	1:C:516:VAL:CB[7_564]	1.58	0.62
1:C:495:ASN:CB	1:C:516:VAL:C[7_564]	1.58	0.62
1:G:276:TYR:CE1	1:Q:272:ARG:CA[9_555]	1.58	0.62
1:G:525:VAL:CG1	1:P:578:ARG:NH1[9_555]	1.58	0.62
1:H:165:GLU:OE1	1:T:325:LEU:CB[5_555]	1.58	0.62
1:H:251:TYR:CZ	1:H:327:PRO:N[9_555]	1.58	0.62
1:K:327:PRO:N	1:P:251:TYR:OH[9_555]	1.58	0.62
1:K:327:PRO:N	1:P:251:TYR:CZ[9_555]	1.58	0.62
1:C:328:PRO:N	1:E:251:TYR:CG[9_555]	1.59	0.61
1:H:480:LYS:CE	1:T:575:TYR:CE1[5_555]	1.59	0.61
1:I:575:TYR:CG	1:M:480:LYS:NZ[9_555]	1.59	0.61
1:J:480:LYS:NZ	1:K:575:TYR:CA[5_555]	1.59	0.61
1:L:493:GLU:O	1:M:518:ARG:N[3_555]	1.59	0.61

Continued on next page...

Continued from previous page...

Atom-1	Atom-2	Interatomic distance (Å)	Clash overlap (Å)
1:O:327:PRO:CA	1:S:251:TYR:OH[5_555]	1.59	0.61
1:C:272:ARG:C	1:J:276:TYR:OH[9_555]	1.60	0.60
1:H:638:LYS:NZ	1:K:455:ASN:N[2_565]	1.60	0.60
1:I:387:ARG:NH1	1:M:348:LEU:CB[9_555]	1.60	0.60
1:I:387:ARG:NH2	1:M:348:LEU:CD2[9_555]	1.60	0.60
1:K:327:PRO:CB	1:P:251:TYR:CD2[9_555]	1.60	0.60
1:N:275:LEU:CG	1:P:275:LEU:CD2[9_555]	1.60	0.60
1:O:252:PRO:CD	1:T:328:PRO:CD[5_555]	1.60	0.60
1:O:324:LEU:CD1	1:S:271:LEU:CB[5_555]	1.60	0.60
1:C:251:TYR:CZ	1:J:327:PRO:O[9_555]	1.61	0.59
1:G:276:TYR:CE2	1:Q:272:ARG:C[9_555]	1.61	0.59
1:G:575:TYR:C	1:P:480:LYS:NZ[9_555]	1.61	0.59
1:H:518:ARG:C	1:N:493:GLU:OE2[6_556]	1.61	0.59
1:I:575:TYR:CB	1:M:480:LYS:NZ[9_555]	1.61	0.59
1:O:328:PRO:CD	1:S:251:TYR:CD1[5_555]	1.61	0.59
1:Q:479:LYS:CB	1:R:518:ARG:NH1[11_455]	1.61	0.59
1:C:326:LYS:C	1:E:251:TYR:OH[9_555]	1.62	0.58
1:D:455:ASN:CG	1:G:638:LYS:NZ[8_555]	1.62	0.58
1:G:324:LEU:CD1	1:Q:271:LEU:CB[9_555]	1.62	0.58
1:G:387:ARG:NH2	1:P:348:LEU:CD2[9_555]	1.62	0.58
1:H:638:LYS:NZ	1:K:455:ASN:CB[2_565]	1.62	0.58
1:N:271:LEU:CB	1:P:324:LEU:CG[9_555]	1.62	0.58
1:C:276:TYR:CD2	1:E:272:ARG:O[9_555]	1.63	0.57
1:C:348:LEU:CD2	1:O:387:ARG:NH2[9_555]	1.63	0.57
1:G:252:PRO:CD	1:M:328:PRO:CD[9_555]	1.63	0.57
1:G:276:TYR:CD1	1:Q:272:ARG:C[9_555]	1.63	0.57
1:H:251:TYR:CE1	1:H:327:PRO:CA[9_555]	1.63	0.57
1:H:251:TYR:CZ	1:H:327:PRO:CA[9_555]	1.63	0.57
1:H:387:ARG:NH1	1:T:348:LEU:CB[5_555]	1.63	0.57
1:H:517:ASN:ND2	1:N:498:GLU:OE1[6_556]	1.63	0.57
1:L:493:GLU:O	1:M:517:ASN:CA[3_555]	1.63	0.57
1:N:251:TYR:CE1	1:P:328:PRO:CA[9_555]	1.63	0.57
1:N:271:LEU:CB	1:P:324:LEU:CD2[9_555]	1.63	0.57
1:C:328:PRO:CB	1:E:251:TYR:CD1[9_555]	1.64	0.56
1:C:493:GLU:O	1:C:518:ARG:NE[7_564]	1.64	0.56
1:G:327:PRO:N	1:Q:251:TYR:CZ[9_555]	1.64	0.56
1:G:327:PRO:O	1:Q:251:TYR:CZ[9_555]	1.64	0.56
1:I:251:TYR:CE1	1:I:327:PRO:CA[5_555]	1.64	0.56
1:I:251:TYR:CZ	1:I:327:PRO:N[5_555]	1.64	0.56
1:I:272:ARG:O	1:I:276:TYR:CD1[5_555]	1.64	0.56
1:I:389:ARG:NH1	1:M:357:ASP:OD1[9_555]	1.64	0.56

Continued on next page...

Continued from previous page...

Atom-1	Atom-2	Interatomic distance (Å)	Clash overlap (Å)
1:L:496:ASN:C	1:M:517:ASN:OD1[3_555]	1.64	0.56
1:C:251:TYR:OH	1:J:327:PRO:N[9_555]	1.65	0.55
1:C:324:LEU:CG	1:E:271:LEU:CB[9_555]	1.65	0.55
1:C:495:ASN:OD1	1:C:516:VAL:C[7_564]	1.65	0.55
1:G:251:TYR:CZ	1:M:327:PRO:O[9_555]	1.65	0.55
1:G:578:ARG:NH1	1:P:525:VAL:CG1[9_555]	1.65	0.55
1:H:480:LYS:NZ	1:T:575:TYR:CG[5_555]	1.65	0.55
1:H:638:LYS:CE	1:K:455:ASN:N[2_565]	1.65	0.55
1:I:272:ARG:O	1:I:276:TYR:CZ[5_555]	1.65	0.55
1:L:496:ASN:N	1:M:517:ASN:CG[3_555]	1.65	0.55
1:O:276:TYR:N	1:S:273:SER:O[5_555]	1.65	0.55
1:C:328:PRO:N	1:E:251:TYR:CZ[9_555]	1.66	0.54
1:C:493:GLU:C	1:C:518:ARG:NE[7_564]	1.66	0.54
1:C:495:ASN:CB	1:C:516:VAL:CG1[7_564]	1.66	0.54
1:H:638:LYS:CD	1:K:455:ASN:CG[2_565]	1.66	0.54
1:J:575:TYR:CE1	1:K:480:LYS:CE[5_555]	1.66	0.54
1:L:493:GLU:C	1:M:518:ARG:CA[3_555]	1.66	0.54
1:L:496:ASN:CA	1:M:517:ASN:OD1[3_555]	1.66	0.54
1:N:251:TYR:CD1	1:P:328:PRO:CB[9_555]	1.66	0.54
1:O:272:ARG:O	1:T:276:TYR:CD1[5_555]	1.66	0.54
1:O:272:ARG:C	1:T:276:TYR:CE1[5_555]	1.66	0.54
1:C:327:PRO:CA	1:E:251:TYR:OH[9_555]	1.67	0.53
1:C:328:PRO:CA	1:E:251:TYR:CE1[9_555]	1.67	0.53
1:C:578:ARG:NH1	1:O:525:VAL:CG1[9_555]	1.67	0.53
1:H:251:TYR:CZ	1:H:327:PRO:CB[9_555]	1.67	0.53
1:G:327:PRO:CA	1:Q:251:TYR:OH[9_555]	1.68	0.52
1:H:519:ASP:CB	1:N:493:GLU:OE1[6_556]	1.68	0.52
1:I:272:ARG:C	1:I:276:TYR:CZ[5_555]	1.68	0.52
1:L:496:ASN:C	1:M:517:ASN:ND2[3_555]	1.68	0.52
1:N:251:TYR:CZ	1:P:328:PRO:N[9_555]	1.68	0.52
1:O:328:PRO:CB	1:S:251:TYR:CD1[5_555]	1.68	0.52
1:C:525:VAL:CG1	1:O:578:ARG:NH1[9_555]	1.69	0.51
1:G:324:LEU:CG	1:Q:271:LEU:CB[9_555]	1.69	0.51
1:H:272:ARG:CA	1:H:276:TYR:OH[9_555]	1.69	0.51
1:H:272:ARG:C	1:H:276:TYR:OH[9_555]	1.69	0.51
1:K:328:PRO:CD	1:P:252:PRO:CD[9_555]	1.69	0.51
1:L:494:GLY:CA	1:M:517:ASN:C[3_555]	1.69	0.51
1:N:251:TYR:CG	1:P:328:PRO:O[9_555]	1.69	0.51
1:O:324:LEU:CD2	1:S:271:LEU:CD2[5_555]	1.69	0.51
1:G:328:PRO:CD	1:Q:251:TYR:CG[9_555]	1.70	0.50
1:H:251:TYR:OH	1:H:327:PRO:CG[9_555]	1.70	0.50

Continued on next page...

Continued from previous page...

Atom-1	Atom-2	Interatomic distance (Å)	Clash overlap (Å)
1:H:575:TYR:CG	1:T:480:LYS:NZ[5_555]	1.70	0.50
1:I:251:TYR:CZ	1:I:327:PRO:CB[5_555]	1.70	0.50
1:I:480:LYS:CE	1:M:575:TYR:CG[9_555]	1.70	0.50
1:J:480:LYS:CE	1:K:575:TYR:CD2[5_555]	1.70	0.50
1:K:327:PRO:CA	1:P:251:TYR:CZ[9_555]	1.70	0.50
1:L:496:ASN:C	1:M:517:ASN:CG[3_555]	1.70	0.50
1:N:252:PRO:CD	1:P:328:PRO:CD[9_555]	1.70	0.50
1:O:324:LEU:CG	1:S:271:LEU:CB[5_555]	1.70	0.50
1:C:495:ASN:CB	1:C:516:VAL:CA[7_564]	1.71	0.49
1:G:276:TYR:CE1	1:Q:273:SER:N[9_555]	1.71	0.49
1:G:324:LEU:CD2	1:Q:271:LEU:CD2[9_555]	1.71	0.49
1:H:517:ASN:CG	1:N:498:GLU:OE2[6_556]	1.71	0.49
1:H:519:ASP:CB	1:N:493:GLU:CB[6_556]	1.71	0.49
1:I:251:TYR:OH	1:I:327:PRO:N[5_555]	1.71	0.49
1:I:251:TYR:OH	1:I:327:PRO:CG[5_555]	1.71	0.49
1:N:251:TYR:OH	1:P:326:LYS:C[9_555]	1.71	0.49
1:O:328:PRO:N	1:S:251:TYR:CZ[5_555]	1.71	0.49
1:R:519:ASP:OD2	1:R:575:TYR:OH[8_555]	1.71	0.49
1:C:251:TYR:CZ	1:J:327:PRO:N[9_555]	1.72	0.48
1:H:517:ASN:CG	1:N:498:GLU:CG[6_556]	1.72	0.48
1:J:203:HIS:CE1	1:K:203:HIS:NE2[5_555]	1.72	0.48
1:J:357:ASP:OD1	1:K:389:ARG:NH1[5_555]	1.72	0.48
1:K:276:TYR:OH	1:P:272:ARG:C[9_555]	1.72	0.48
1:L:493:GLU:CB	1:M:518:ARG:CB[3_555]	1.72	0.48
1:R:435:TYR:CE1	1:R:519:ASP:OD1[11_455]	1.72	0.48
1:C:251:TYR:CZ	1:J:327:PRO:CD[9_555]	1.73	0.47
1:C:275:LEU:CD2	1:J:275:LEU:CD2[9_555]	1.73	0.47
1:C:276:TYR:N	1:E:273:SER:O[9_555]	1.73	0.47
1:G:251:TYR:CD1	1:M:328:PRO:N[9_555]	1.73	0.47
1:G:275:LEU:CD1	1:Q:275:LEU:N[9_555]	1.73	0.47
1:H:519:ASP:CB	1:N:493:GLU:CD[6_556]	1.73	0.47
1:I:355:TRP:CZ3	1:M:390:PRO:CD[9_555]	1.73	0.47
1:N:251:TYR:CD1	1:P:328:PRO:C[9_555]	1.73	0.47
1:O:276:TYR:CE1	1:S:272:ARG:CA[5_555]	1.73	0.47
1:I:203:HIS:NE2	1:M:203:HIS:CE1[9_555]	1.74	0.46
1:O:275:LEU:CD1	1:S:275:LEU:N[5_555]	1.74	0.46
1:O:275:LEU:CD2	1:T:275:LEU:CD2[5_555]	1.74	0.46
1:C:276:TYR:CE1	1:E:272:ARG:CA[9_555]	1.75	0.45
1:C:493:GLU:CB	1:C:518:ARG:NE[7_564]	1.75	0.45
1:H:355:TRP:CH2	1:T:390:PRO:CG[5_555]	1.75	0.45
1:H:480:LYS:CE	1:T:575:TYR:CG[5_555]	1.75	0.45

Continued on next page...

Continued from previous page...

Atom-1	Atom-2	Interatomic distance (Å)	Clash overlap (Å)
1:I:163:ASP:O	1:M:208:TYR:OH[9_555]	1.75	0.45
1:I:357:ASP:OD1	1:M:389:ARG:NH1[9_555]	1.75	0.45
1:N:251:TYR:CG	1:P:328:PRO:CA[9_555]	1.75	0.45
1:N:272:ARG:O	1:P:276:TYR:CZ[9_555]	1.75	0.45
1:N:272:ARG:O	1:P:276:TYR:CE2[9_555]	1.75	0.45
1:N:272:ARG:CA	1:P:276:TYR:CE1[9_555]	1.75	0.45
1:C:251:TYR:CD2	1:J:327:PRO:CB[9_555]	1.76	0.44
1:H:203:HIS:NE2	1:T:203:HIS:CE1[5_555]	1.76	0.44
1:H:251:TYR:CB	1:H:328:PRO:O[9_555]	1.76	0.44
1:J:575:TYR:CD2	1:K:480:LYS:CE[5_555]	1.76	0.44
1:K:327:PRO:O	1:P:251:TYR:CZ[9_555]	1.76	0.44
1:N:251:TYR:CB	1:P:328:PRO:O[9_555]	1.76	0.44
1:O:251:TYR:OH	1:T:327:PRO:CG[5_555]	1.76	0.44
1:G:251:TYR:OH	1:M:327:PRO:CG[9_555]	1.77	0.43
1:I:251:TYR:CZ	1:I:327:PRO:CA[5_555]	1.77	0.43
1:J:389:ARG:NH1	1:K:357:ASP:OD1[5_555]	1.77	0.43
1:J:575:TYR:CA	1:K:480:LYS:NZ[5_555]	1.77	0.43
1:N:239:GLY:O	1:P:333:THR:CB[9_555]	1.77	0.43
1:O:251:TYR:OH	1:T:327:PRO:N[5_555]	1.77	0.43
1:C:251:TYR:CZ	1:J:327:PRO:CA[9_555]	1.78	0.42
1:C:328:PRO:CD	1:E:251:TYR:CD1[9_555]	1.78	0.42
1:C:455:ASN:OD1	1:O:432:ALA:CB[2_564]	1.78	0.42
1:C:480:LYS:NZ	1:O:575:TYR:C[9_555]	1.78	0.42
1:H:575:TYR:CB	1:T:480:LYS:NZ[5_555]	1.78	0.42
1:J:325:LEU:CB	1:K:165:GLU:OE1[5_555]	1.78	0.42
1:J:390:PRO:CG	1:K:355:TRP:CH2[5_555]	1.78	0.42
1:J:480:LYS:NZ	1:K:575:TYR:CB[5_555]	1.78	0.42
1:K:275:LEU:CD2	1:P:275:LEU:CD2[9_555]	1.78	0.42
1:O:276:TYR:CD1	1:S:272:ARG:C[5_555]	1.78	0.42
1:O:328:PRO:CA	1:S:251:TYR:CE1[5_555]	1.78	0.42
1:C:495:ASN:O	1:C:516:VAL:CG2[7_564]	1.79	0.41
1:H:274:THR:O	1:H:275:LEU:CD1[9_555]	1.79	0.41
1:I:272:ARG:C	1:I:276:TYR:OH[5_555]	1.79	0.41
1:J:480:LYS:CE	1:K:575:TYR:CE1[5_555]	1.79	0.41
1:N:235:VAL:O	1:P:327:PRO:CG[9_555]	1.79	0.41
1:G:275:LEU:CD1	1:Q:274:THR:O[9_555]	1.80	0.40
1:G:578:ARG:NH1	1:P:525:VAL:CG2[9_555]	1.80	0.40
1:H:389:ARG:NH1	1:T:357:ASP:OD1[5_555]	1.80	0.40
1:H:517:ASN:CB	1:N:498:GLU:OE1[6_556]	1.80	0.40
1:H:519:ASP:N	1:N:493:GLU:CD[6_556]	1.80	0.40
1:I:575:TYR:CE1	1:M:480:LYS:CE[9_555]	1.80	0.40

Continued on next page...

Continued from previous page...

Atom-1	Atom-2	Interatomic distance (Å)	Clash overlap (Å)
1:N:236:VAL:CB	1:P:330:SER:OG[9_555]	1.80	0.40
1:N:251:TYR:CE2	1:P:327:PRO:O[9_555]	1.80	0.40
1:O:276:TYR:CE1	1:S:273:SER:N[5_555]	1.80	0.40
1:G:328:PRO:CB	1:Q:251:TYR:CD1[9_555]	1.81	0.39
1:H:638:LYS:CE	1:K:455:ASN:OD1[2_565]	1.81	0.39
1:N:251:TYR:CE1	1:P:327:PRO:O[9_555]	1.81	0.39
1:N:251:TYR:OH	1:P:327:PRO:CA[9_555]	1.81	0.39
1:O:276:TYR:CD2	1:S:272:ARG:O[5_555]	1.81	0.39
1:O:327:PRO:N	1:S:251:TYR:CZ[5_555]	1.81	0.39
1:O:328:PRO:CD	1:S:251:TYR:CG[5_555]	1.81	0.39
1:Q:442:GLY:O	1:Q:517:ASN:OD1[8_555]	1.81	0.39
1:C:276:TYR:CZ	1:E:272:ARG:O[9_555]	1.82	0.38
1:G:272:ARG:O	1:M:276:TYR:CD1[9_555]	1.82	0.38
1:G:272:ARG:N	1:M:276:TYR:OH[9_555]	1.82	0.38
1:G:272:ARG:C	1:M:276:TYR:CE1[9_555]	1.82	0.38
1:H:519:ASP:CB	1:N:493:GLU:CG[6_556]	1.82	0.38
1:I:480:LYS:CE	1:M:575:TYR:CZ[9_555]	1.82	0.38
1:K:327:PRO:CA	1:P:251:TYR:CE1[9_555]	1.82	0.38
1:L:493:GLU:CG	1:M:518:ARG:CB[3_555]	1.82	0.38
1:L:493:GLU:C	1:M:517:ASN:O[3_555]	1.82	0.38
1:C:327:PRO:C	1:E:251:TYR:OH[9_555]	1.83	0.37
1:C:328:PRO:O	1:E:251:TYR:CG[9_555]	1.83	0.37
1:F:494:GLY:CA	1:F:518:ARG:CD[8_555]	1.83	0.37
1:G:575:TYR:CD2	1:P:480:LYS:CE[9_555]	1.83	0.37
1:I:272:ARG:CA	1:I:276:TYR:OH[5_555]	1.83	0.37
1:J:203:HIS:NE2	1:K:203:HIS:CE1[5_555]	1.83	0.37
1:K:275:LEU:CD1	1:P:274:THR:O[9_555]	1.83	0.37
1:N:272:ARG:CB	1:P:276:TYR:OH[9_555]	1.83	0.37
1:C:454:ALA:CA	1:O:462:ASN:OD1[2_564]	1.84	0.36
1:C:494:GLY:N	1:C:518:ARG:CB[7_564]	1.84	0.36
1:G:327:PRO:C	1:Q:251:TYR:CD1[9_555]	1.84	0.36
1:H:638:LYS:CE	1:K:455:ASN:CA[2_565]	1.84	0.36
1:I:251:TYR:CB	1:I:328:PRO:O[5_555]	1.84	0.36
1:N:273:SER:O	1:P:276:TYR:N[9_555]	1.84	0.36
1:R:399:GLY:O	1:R:434:ASP:OD2[8_555]	1.84	0.36
1:C:328:PRO:C	1:E:251:TYR:CD1[9_555]	1.85	0.35
1:C:328:PRO:CD	1:E:252:PRO:CD[9_555]	1.85	0.35
1:G:165:GLU:OE2	1:P:208:TYR:CZ[9_555]	1.85	0.35
1:G:251:TYR:CZ	1:M:327:PRO:CD[9_555]	1.85	0.35
1:G:480:LYS:CE	1:P:575:TYR:CE2[9_555]	1.85	0.35
1:O:251:TYR:CZ	1:T:327:PRO:CD[5_555]	1.85	0.35

Continued on next page...

Continued from previous page...

Atom-1	Atom-2	Interatomic distance (Å)	Clash overlap (Å)
1:O:272:ARG:N	1:T:276:TYR:OH[5_555]	1.85	0.35
1:C:251:TYR:CZ	1:J:327:PRO:C[9_555]	1.86	0.34
1:C:327:PRO:O	1:E:251:TYR:CE1[9_555]	1.86	0.34
1:F:494:GLY:C	1:F:518:ARG:CG[8_555]	1.86	0.34
1:G:328:PRO:N	1:Q:251:TYR:CZ[9_555]	1.86	0.34
1:H:275:LEU:CD2	1:H:275:LEU:CD2[5_555]	1.86	0.34
1:J:355:TRP:CH2	1:K:390:PRO:CG[5_555]	1.86	0.34
1:N:251:TYR:OH	1:P:327:PRO:C[9_555]	1.86	0.34
1:O:327:PRO:CD	1:S:237:PRO:CD[5_555]	1.86	0.34
1:C:251:TYR:OH	1:J:327:PRO:CG[9_555]	1.87	0.33
1:C:276:TYR:CD1	1:E:272:ARG:C[9_555]	1.87	0.33
1:D:455:ASN:ND2	1:G:638:LYS:NZ[8_555]	1.87	0.33
1:G:324:LEU:CD2	1:Q:271:LEU:CD1[9_555]	1.87	0.33
1:G:578:ARG:CZ	1:P:525:VAL:CG2[9_555]	1.87	0.33
1:H:357:ASP:OD1	1:T:389:ARG:NH1[5_555]	1.87	0.33
1:H:575:TYR:CE1	1:T:480:LYS:CE[5_555]	1.87	0.33
1:I:203:HIS:CD2	1:M:203:HIS:NE2[9_555]	1.87	0.33
1:I:348:LEU:CD2	1:M:387:ARG:CZ[9_555]	1.87	0.33
1:K:327:PRO:CG	1:P:251:TYR:OH[9_555]	1.87	0.33
1:C:275:LEU:CD1	1:E:275:LEU:N[9_555]	1.88	0.32
1:C:328:PRO:CA	1:E:251:TYR:CG[9_555]	1.88	0.32
1:I:390:PRO:CG	1:M:355:TRP:CH2[9_555]	1.88	0.32
1:J:203:HIS:NE2	1:K:203:HIS:CD2[5_555]	1.88	0.32
1:J:575:TYR:CZ	1:K:480:LYS:CE[5_555]	1.88	0.32
1:K:327:PRO:CB	1:P:251:TYR:CZ[9_555]	1.88	0.32
1:L:494:GLY:N	1:M:518:ARG:C[3_555]	1.88	0.32
1:C:276:TYR:CE2	1:E:272:ARG:O[9_555]	1.89	0.31
1:G:327:PRO:CD	1:Q:251:TYR:OH[9_555]	1.89	0.31
1:H:348:LEU:CD2	1:T:387:ARG:CZ[5_555]	1.89	0.31
1:H:480:LYS:CE	1:T:575:TYR:CZ[5_555]	1.89	0.31
1:J:208:TYR:CE2	1:K:165:GLU:OE2[5_555]	1.89	0.31
1:J:575:TYR:CB	1:K:480:LYS:NZ[5_555]	1.89	0.31
1:K:327:PRO:C	1:P:251:TYR:CG[9_555]	1.89	0.31
1:N:275:LEU:CA	1:P:275:LEU:CG[9_555]	1.89	0.31
1:R:435:TYR:CG	1:R:519:ASP:CG[11_455]	1.89	0.31
1:C:275:LEU:CG	1:E:275:LEU:CA[9_555]	1.90	0.30
1:C:328:PRO:O	1:E:251:TYR:CB[9_555]	1.90	0.30
1:G:276:TYR:CD2	1:Q:272:ARG:O[9_555]	1.90	0.30
1:H:163:ASP:O	1:T:208:TYR:OH[5_555]	1.90	0.30
1:H:325:LEU:CB	1:T:165:GLU:OE1[5_555]	1.90	0.30
1:H:575:TYR:CD2	1:T:480:LYS:CE[5_555]	1.90	0.30

Continued on next page...

Continued from previous page...

Atom-1	Atom-2	Interatomic distance (Å)	Clash overlap (Å)
1:I:165:GLU:CG	1:M:325:LEU:CD2[9_555]	1.90	0.30
1:I:575:TYR:CD2	1:M:480:LYS:CE[9_555]	1.90	0.30
1:J:165:GLU:OE1	1:K:325:LEU:CB[5_555]	1.90	0.30
1:N:251:TYR:CG	1:P:328:PRO:C[9_555]	1.90	0.30
1:O:251:TYR:CZ	1:T:327:PRO:C[5_555]	1.90	0.30
1:O:251:TYR:CZ	1:T:327:PRO:CA[5_555]	1.90	0.30
1:O:276:TYR:CZ	1:S:272:ARG:O[5_555]	1.90	0.30
1:O:327:PRO:C	1:S:251:TYR:OH[5_555]	1.90	0.30
1:C:327:PRO:CG	1:E:235:VAL:O[9_555]	1.91	0.29
1:C:493:GLU:CA	1:C:518:ARG:NE[7_564]	1.91	0.29
1:F:496:ASN:ND2	1:F:518:ARG:NH2[8_555]	1.91	0.29
1:G:275:LEU:CD2	1:M:275:LEU:CD2[9_555]	1.91	0.29
1:G:327:PRO:CD	1:Q:237:PRO:CD[9_555]	1.91	0.29
1:H:355:TRP:CZ3	1:T:390:PRO:CD[5_555]	1.91	0.29
1:I:251:TYR:CE1	1:I:327:PRO:N[5_555]	1.91	0.29
1:J:390:PRO:CD	1:K:355:TRP:CZ3[5_555]	1.91	0.29
1:O:251:TYR:CZ	1:T:327:PRO:N[5_555]	1.91	0.29
1:C:327:PRO:N	1:E:251:TYR:CZ[9_555]	1.92	0.28
1:C:333:THR:CB	1:E:239:GLY:O[9_555]	1.92	0.28
1:G:275:LEU:CG	1:Q:275:LEU:N[9_555]	1.92	0.28
1:H:203:HIS:CD2	1:T:203:HIS:NE2[5_555]	1.92	0.28
1:H:252:PRO:CD	1:H:328:PRO:CD[9_555]	1.92	0.28
1:I:325:LEU:CB	1:M:165:GLU:OE1[9_555]	1.92	0.28
1:K:327:PRO:C	1:P:251:TYR:CZ[9_555]	1.92	0.28
1:N:272:ARG:C	1:P:276:TYR:OH[9_555]	1.92	0.28
1:O:327:PRO:O	1:S:251:TYR:CE1[5_555]	1.92	0.28
1:C:272:ARG:N	1:J:276:TYR:OH[9_555]	1.93	0.27
1:C:480:LYS:CE	1:O:575:TYR:CD2[9_555]	1.93	0.27
1:C:494:GLY:CA	1:C:518:ARG:CG[7_564]	1.93	0.27
1:G:203:HIS:NE2	1:P:203:HIS:NE2[9_555]	1.93	0.27
1:G:327:PRO:O	1:Q:251:TYR:CE1[9_555]	1.93	0.27
1:H:165:GLU:OE2	1:T:208:TYR:CE2[5_555]	1.93	0.27
1:H:251:TYR:CZ	1:H:327:PRO:O[9_555]	1.93	0.27
1:H:517:ASN:CA	1:N:498:GLU:OE2[6_556]	1.93	0.27
1:H:519:ASP:CA	1:N:493:GLU:CD[6_556]	1.93	0.27
1:H:638:LYS:NZ	1:K:455:ASN:C[2_565]	1.93	0.27
1:I:165:GLU:OE2	1:M:208:TYR:CE2[9_555]	1.93	0.27
1:N:275:LEU:CD2	1:P:275:LEU:CG[9_555]	1.93	0.27
1:O:251:TYR:CD2	1:T:327:PRO:CB[5_555]	1.93	0.27
1:R:435:TYR:CG	1:R:519:ASP:CB[11_455]	1.93	0.27
1:C:328:PRO:CD	1:E:251:TYR:CG[9_555]	1.94	0.26

Continued on next page...

Continued from previous page...

Atom-1	Atom-2	Interatomic distance (Å)	Clash overlap (Å)
1:C:330:SER:OG	1:E:236:VAL:CB[9_555]	1.94	0.26
1:H:480:LYS:NZ	1:T:575:TYR:CA[5_555]	1.94	0.26
1:J:575:TYR:CE2	1:K:480:LYS:CE[5_555]	1.94	0.26
1:N:251:TYR:OH	1:P:327:PRO:O[9_555]	1.94	0.26
1:N:272:ARG:C	1:P:276:TYR:CD2[9_555]	1.94	0.26
1:C:496:ASN:ND2	1:C:520:VAL:CG1[7_564]	1.95	0.25
1:C:575:TYR:C	1:O:480:LYS:NZ[9_555]	1.95	0.25
1:G:251:TYR:OH	1:M:327:PRO:N[9_555]	1.95	0.25
1:G:328:PRO:CA	1:Q:251:TYR:CE1[9_555]	1.95	0.25
1:I:480:LYS:NZ	1:M:575:TYR:CD1[9_555]	1.95	0.25
1:L:496:ASN:CB	1:M:517:ASN:CG[3_555]	1.95	0.25
1:L:496:ASN:O	1:M:517:ASN:CG[3_555]	1.95	0.25
1:N:251:TYR:CD1	1:P:328:PRO:CD[9_555]	1.95	0.25
1:N:251:TYR:CD2	1:P:327:PRO:C[9_555]	1.95	0.25
1:O:251:TYR:CG	1:T:328:PRO:O[5_555]	1.95	0.25
1:O:251:TYR:CD1	1:T:328:PRO:C[5_555]	1.95	0.25
1:C:251:TYR:CG	1:J:327:PRO:C[9_555]	1.96	0.24
1:C:276:TYR:OH	1:E:272:ARG:C[9_555]	1.96	0.24
1:C:276:TYR:OH	1:E:272:ARG:CB[9_555]	1.96	0.24
1:C:494:GLY:CA	1:C:518:ARG:O[7_564]	1.96	0.24
1:C:525:VAL:CG2	1:O:578:ARG:NH1[9_555]	1.96	0.24
1:G:275:LEU:CD1	1:Q:274:THR:C[9_555]	1.96	0.24
1:G:480:LYS:CE	1:P:575:TYR:CD2[9_555]	1.96	0.24
1:I:348:LEU:CG	1:M:387:ARG:NH1[9_555]	1.96	0.24
1:J:387:ARG:CZ	1:K:348:LEU:CD2[5_555]	1.96	0.24
1:N:272:ARG:C	1:P:276:TYR:CD1[9_555]	1.96	0.24
1:O:275:LEU:CD1	1:S:274:THR:O[5_555]	1.96	0.24
1:O:276:TYR:OH	1:S:273:SER:N[5_555]	1.96	0.24
1:O:327:PRO:CD	1:S:251:TYR:OH[5_555]	1.96	0.24
1:C:251:TYR:CD1	1:J:328:PRO:CA[9_555]	1.97	0.23
1:C:251:TYR:CZ	1:J:327:PRO:CB[9_555]	1.97	0.23
1:C:327:PRO:CD	1:E:237:PRO:CD[9_555]	1.97	0.23
1:C:327:PRO:O	1:E:251:TYR:CE2[9_555]	1.97	0.23
1:F:495:ASN:ND2	1:F:518:ARG:N[8_555]	1.97	0.23
1:G:328:PRO:CD	1:Q:252:PRO:CD[9_555]	1.97	0.23
1:I:390:PRO:CD	1:M:355:TRP:CH2[9_555]	1.97	0.23
1:J:203:HIS:CD2	1:K:203:HIS:NE2[5_555]	1.97	0.23
1:N:252:PRO:CD	1:P:328:PRO:CG[9_555]	1.97	0.23
1:O:275:LEU:CG	1:S:275:LEU:CA[5_555]	1.97	0.23
1:O:327:PRO:C	1:S:251:TYR:CD1[5_555]	1.97	0.23
1:C:251:TYR:CE1	1:J:327:PRO:CA[9_555]	1.98	0.22

Continued on next page...

Continued from previous page...

Atom-1	Atom-2	Interatomic distance (Å)	Clash overlap (Å)
1:C:275:LEU:CG	1:E:275:LEU:CD2[9_555]	1.98	0.22
1:C:276:TYR:CE1	1:E:273:SER:N[9_555]	1.98	0.22
1:C:430:THR:OG1	1:C:479:LYS:NZ[7_564]	1.98	0.22
1:G:275:LEU:CG	1:Q:275:LEU:CA[9_555]	1.98	0.22
1:G:327:PRO:C	1:Q:251:TYR:CD2[9_555]	1.98	0.22
1:G:328:PRO:CA	1:Q:251:TYR:CG[9_555]	1.98	0.22
1:G:575:TYR:O	1:P:480:LYS:CE[9_555]	1.98	0.22
1:H:165:GLU:CG	1:T:325:LEU:CD2[5_555]	1.98	0.22
1:H:251:TYR:CE1	1:H:327:PRO:N[9_555]	1.98	0.22
1:H:517:ASN:C	1:N:498:GLU:OE1[6_556]	1.98	0.22
1:J:165:GLU:OE2	1:K:208:TYR:CE2[5_555]	1.98	0.22
1:N:251:TYR:CZ	1:P:327:PRO:N[9_555]	1.98	0.22
1:O:251:TYR:CZ	1:T:327:PRO:CB[5_555]	1.98	0.22
1:O:275:LEU:CG	1:S:275:LEU:N[5_555]	1.98	0.22
1:O:328:PRO:CA	1:S:251:TYR:CG[5_555]	1.98	0.22
1:O:328:PRO:CD	1:S:252:PRO:CD[5_555]	1.98	0.22
1:C:276:TYR:CD2	1:E:272:ARG:C[9_555]	1.99	0.21
1:C:493:GLU:OE1	1:C:518:ARG:NH1[7_564]	1.99	0.21
1:G:251:TYR:CA	1:M:328:PRO:O[9_555]	1.99	0.21
1:G:276:TYR:CZ	1:Q:272:ARG:O[9_555]	1.99	0.21
1:H:390:PRO:CG	1:T:355:TRP:CH2[5_555]	1.99	0.21
1:I:480:LYS:NZ	1:M:575:TYR:CA[9_555]	1.99	0.21
1:J:355:TRP:CZ3	1:K:390:PRO:CD[5_555]	1.99	0.21
1:O:328:PRO:CG	1:S:251:TYR:CD1[5_555]	1.99	0.21
1:C:203:HIS:NE2	1:O:203:HIS:NE2[9_555]	2.00	0.20
1:C:274:THR:O	1:J:275:LEU:CD1[9_555]	2.00	0.20
1:C:575:TYR:CE2	1:O:480:LYS:CE[9_555]	2.00	0.20
1:G:251:TYR:CD2	1:M:327:PRO:CB[9_555]	2.00	0.20
1:G:251:TYR:CG	1:M:328:PRO:O[9_555]	2.00	0.20
1:G:251:TYR:CD1	1:M:328:PRO:C[9_555]	2.00	0.20
1:G:328:PRO:CG	1:Q:251:TYR:CD1[9_555]	2.00	0.20
1:H:251:TYR:CZ	1:H:327:PRO:C[9_555]	2.00	0.20
1:H:348:LEU:CG	1:T:387:ARG:NH1[5_555]	2.00	0.20
1:I:200:TYR:OH	1:M:328:PRO:CG[9_555]	2.00	0.20
1:I:252:PRO:CD	1:I:328:PRO:CD[5_555]	2.00	0.20
1:I:480:LYS:NZ	1:M:575:TYR:CB[9_555]	2.00	0.20
1:J:480:LYS:CE	1:K:575:TYR:CE2[5_555]	2.00	0.20
1:N:272:ARG:CB	1:P:276:TYR:CE1[9_555]	2.00	0.20
1:O:276:TYR:OH	1:S:272:ARG:C[5_555]	2.00	0.20
1:O:328:PRO:O	1:S:251:TYR:CG[5_555]	2.00	0.20
1:C:428:LYS:O	1:C:478:ASP:CG[7_564]	2.01	0.19

Continued on next page...

Continued from previous page...

Atom-1	Atom-2	Interatomic distance (Å)	Clash overlap (Å)
1:C:494:GLY:O	1:C:518:ARG:CA[7_564]	2.01	0.19
1:C:575:TYR:CD2	1:O:480:LYS:CE[9_555]	2.01	0.19
1:G:578:ARG:NH1	1:P:525:VAL:CB[9_555]	2.01	0.19
1:I:390:PRO:CD	1:M:355:TRP:CZ3[9_555]	2.01	0.19
1:L:494:GLY:N	1:M:518:ARG:CA[3_555]	2.01	0.19
1:O:328:PRO:C	1:S:251:TYR:CD1[5_555]	2.01	0.19
1:C:208:TYR:CZ	1:O:165:GLU:OE2[9_555]	2.02	0.18
1:C:276:TYR:OH	1:E:273:SER:N[9_555]	2.02	0.18
1:C:327:PRO:O	1:E:251:TYR:OH[9_555]	2.02	0.18
1:C:428:LYS:C	1:C:478:ASP:OD2[7_564]	2.02	0.18
1:C:494:GLY:N	1:C:518:ARG:O[7_564]	2.02	0.18
1:C:495:ASN:CG	1:C:516:VAL:CA[7_564]	2.02	0.18
1:F:495:ASN:N	1:F:518:ARG:CB[8_555]	2.02	0.18
1:G:328:PRO:O	1:Q:251:TYR:CB[9_555]	2.02	0.18
1:H:251:TYR:CG	1:H:327:PRO:C[9_555]	2.02	0.18
1:L:493:GLU:N	1:M:518:ARG:CA[3_555]	2.02	0.18
1:N:251:TYR:CD2	1:P:328:PRO:N[9_555]	2.02	0.18
1:O:251:TYR:CD1	1:T:328:PRO:CA[5_555]	2.02	0.18
1:O:328:PRO:O	1:S:251:TYR:CB[5_555]	2.02	0.18
1:C:251:TYR:CG	1:J:328:PRO:O[9_555]	2.03	0.17
1:C:276:TYR:CE1	1:E:272:ARG:CB[9_555]	2.03	0.17
1:C:327:PRO:C	1:E:251:TYR:CD1[9_555]	2.03	0.17
1:C:327:PRO:CD	1:E:251:TYR:OH[9_555]	2.03	0.17
1:C:494:GLY:C	1:C:518:ARG:N[7_564]	2.03	0.17
1:G:251:TYR:CZ	1:M:327:PRO:N[9_555]	2.03	0.17
1:H:203:HIS:CE1	1:T:203:HIS:NE2[5_555]	2.03	0.17
1:H:517:ASN:OD1	1:N:428:LYS:CE[6_556]	2.03	0.17
1:I:480:LYS:CD	1:M:575:TYR:CE1[9_555]	2.03	0.17
1:J:480:LYS:CE	1:K:575:TYR:CZ[5_555]	2.03	0.17
1:O:276:TYR:CE2	1:S:273:SER:CA[5_555]	2.03	0.17
1:C:251:TYR:CD1	1:J:328:PRO:C[9_555]	2.04	0.16
1:C:327:PRO:C	1:E:251:TYR:CD2[9_555]	2.04	0.16
1:G:480:LYS:NZ	1:P:575:TYR:C[9_555]	2.04	0.16
1:G:575:TYR:CE2	1:P:480:LYS:CE[9_555]	2.04	0.16
1:H:480:LYS:CE	1:T:575:TYR:CD2[5_555]	2.04	0.16
1:I:275:LEU:CD2	1:I:275:LEU:CD2[5_555]	2.04	0.16
1:I:348:LEU:CD2	1:M:387:ARG:NH1[9_555]	2.04	0.16
1:J:387:ARG:NH1	1:K:348:LEU:CG[5_555]	2.04	0.16
1:N:251:TYR:CG	1:P:328:PRO:CD[9_555]	2.04	0.16
1:O:276:TYR:CD2	1:S:273:SER:CA[5_555]	2.04	0.16
1:O:324:LEU:CD2	1:S:271:LEU:CD1[5_555]	2.04	0.16

Continued on next page...

Continued from previous page...

Atom-1	Atom-2	Interatomic distance (Å)	Clash overlap (Å)
1:C:275:LEU:CG	1:E:275:LEU:N[9_555]	2.05	0.15
1:C:480:LYS:CE	1:O:575:TYR:CE2[9_555]	2.05	0.15
1:C:525:VAL:CG2	1:O:578:ARG:CZ[9_555]	2.05	0.15
1:E:399:GLY:O	1:E:435:TYR:CZ[6_456]	2.05	0.15
1:F:495:ASN:N	1:F:518:ARG:CG[8_555]	2.05	0.15
1:G:333:THR:CB	1:Q:239:GLY:O[9_555]	2.05	0.15
1:I:251:TYR:CG	1:I:327:PRO:C[5_555]	2.05	0.15
1:J:575:TYR:CD2	1:K:480:LYS:NZ[5_555]	2.05	0.15
1:K:328:PRO:CA	1:P:251:TYR:CD1[9_555]	2.05	0.15
1:L:496:ASN:N	1:M:517:ASN:ND2[3_555]	2.05	0.15
1:N:251:TYR:CD1	1:P:327:PRO:C[9_555]	2.05	0.15
1:C:495:ASN:ND2	1:C:517:ASN:N[7_564]	2.06	0.14
1:G:251:TYR:CZ	1:M:327:PRO:CB[9_555]	2.06	0.14
1:G:251:TYR:CZ	1:M:327:PRO:C[9_555]	2.06	0.14
1:G:276:TYR:CE1	1:Q:272:ARG:CB[9_555]	2.06	0.14
1:J:575:TYR:CE1	1:K:480:LYS:CD[5_555]	2.06	0.14
1:N:275:LEU:N	1:P:275:LEU:CD1[9_555]	2.06	0.14
1:O:276:TYR:CE2	1:S:272:ARG:O[5_555]	2.06	0.14
1:O:327:PRO:CG	1:S:235:VAL:O[5_555]	2.06	0.14
1:O:333:THR:CB	1:S:239:GLY:O[5_555]	2.06	0.14
1:R:435:TYR:CD2	1:R:519:ASP:CA[11_455]	2.06	0.14
1:A:478:ASP:OD2	1:E:518:ARG:NH1[12_565]	2.07	0.13
1:C:276:TYR:CE2	1:E:273:SER:CA[9_555]	2.07	0.13
1:C:460:ASN:ND2	1:O:435:TYR:OH[2_564]	2.07	0.13
1:C:495:ASN:CB	1:C:516:VAL:O[7_564]	2.07	0.13
1:G:251:TYR:CZ	1:M:327:PRO:CA[9_555]	2.07	0.13
1:G:276:TYR:OH	1:Q:273:SER:N[9_555]	2.07	0.13
1:H:200:TYR:OH	1:T:328:PRO:CG[5_555]	2.07	0.13
1:H:517:ASN:OD1	1:N:498:GLU:CD[6_556]	2.07	0.13
1:I:203:HIS:CE1	1:M:203:HIS:NE2[9_555]	2.07	0.13
1:I:251:TYR:CZ	1:I:327:PRO:O[5_555]	2.07	0.13
1:I:251:TYR:CD1	1:I:327:PRO:CA[5_555]	2.07	0.13
1:I:480:LYS:CE	1:M:575:TYR:CD2[9_555]	2.07	0.13
1:I:575:TYR:CE1	1:M:480:LYS:CD[9_555]	2.07	0.13
1:J:203:HIS:CE1	1:K:203:HIS:CE1[5_555]	2.07	0.13
1:K:276:TYR:OH	1:P:272:ARG:N[9_555]	2.07	0.13
1:K:327:PRO:CA	1:P:251:TYR:CE2[9_555]	2.07	0.13
1:N:235:VAL:O	1:P:327:PRO:CD[9_555]	2.07	0.13
1:O:275:LEU:CD1	1:S:274:THR:C[5_555]	2.07	0.13
1:A:452:ASP:O	1:I:519:ASP:OD1[10_555]	2.08	0.12
1:C:328:PRO:C	1:E:251:TYR:CG[9_555]	2.08	0.12

Continued on next page...

Continued from previous page...

Atom-1	Atom-2	Interatomic distance (Å)	Clash overlap (Å)
1:C:328:PRO:CG	1:E:251:TYR:CD1[9_555]	2.08	0.12
1:C:430:THR:CB	1:C:479:LYS:CE[7_564]	2.08	0.12
1:C:495:ASN:N	1:C:518:ARG:CB[7_564]	2.08	0.12
1:G:327:PRO:C	1:Q:251:TYR:OH[9_555]	2.08	0.12
1:H:638:LYS:CG	1:K:455:ASN:OD1[2_565]	2.08	0.12
1:I:250:GLN:O	1:I:328:PRO:CB[5_555]	2.08	0.12
1:I:251:TYR:CD2	1:I:327:PRO:CG[5_555]	2.08	0.12
1:J:208:TYR:OH	1:K:163:ASP:O[5_555]	2.08	0.12
1:N:251:TYR:CE2	1:P:328:PRO:N[9_555]	2.08	0.12
1:O:251:TYR:CE1	1:T:327:PRO:CA[5_555]	2.08	0.12
1:O:327:PRO:C	1:S:251:TYR:CD2[5_555]	2.08	0.12
1:O:330:SER:OG	1:S:236:VAL:CB[5_555]	2.08	0.12
1:R:399:GLY:CA	1:R:435:TYR:CE2[8_555]	2.08	0.12
1:R:435:TYR:CB	1:R:519:ASP:CB[11_455]	2.08	0.12
1:A:449:ARG:NH1	1:I:518:ARG:CA[10_555]	2.09	0.11
1:A:453:SER:OG	1:I:398:LYS:O[10_555]	2.09	0.11
1:C:272:ARG:CA	1:J:276:TYR:CZ[9_555]	2.09	0.11
1:C:275:LEU:CG	1:E:275:LEU:CG[9_555]	2.09	0.11
1:C:276:TYR:CD2	1:E:273:SER:CA[9_555]	2.09	0.11
1:C:328:PRO:N	1:E:251:TYR:CD2[9_555]	2.09	0.11
1:H:348:LEU:CD2	1:T:387:ARG:NH1[5_555]	2.09	0.11
1:H:480:LYS:NZ	1:T:575:TYR:CB[5_555]	2.09	0.11
1:J:480:LYS:CD	1:K:575:TYR:CE1[5_555]	2.09	0.11
1:K:327:PRO:N	1:P:251:TYR:CE1[9_555]	2.09	0.11
1:O:276:TYR:CE1	1:S:272:ARG:CB[5_555]	2.09	0.11
1:C:271:LEU:CB	1:J:324:LEU:CD1[9_555]	2.10	0.10
1:G:275:LEU:CG	1:Q:274:THR:C[9_555]	2.10	0.10
1:G:276:TYR:OH	1:Q:272:ARG:C[9_555]	2.10	0.10
1:G:328:PRO:N	1:Q:251:TYR:CD2[9_555]	2.10	0.10
1:H:517:ASN:CA	1:N:498:GLU:OE1[6_556]	2.10	0.10
1:H:518:ARG:O	1:N:493:GLU:OE1[6_556]	2.10	0.10
1:I:355:TRP:CH2	1:M:390:PRO:CD[9_555]	2.10	0.10
1:J:355:TRP:CH2	1:K:390:PRO:CD[5_555]	2.10	0.10
1:L:493:GLU:CB	1:M:518:ARG:N[3_555]	2.10	0.10
1:N:251:TYR:OH	1:P:327:PRO:CD[9_555]	2.10	0.10
1:N:273:SER:N	1:P:276:TYR:OH[9_555]	2.10	0.10
1:O:275:LEU:CG	1:S:275:LEU:CD2[5_555]	2.10	0.10
1:O:276:TYR:CD2	1:S:272:ARG:C[5_555]	2.10	0.10
1:C:275:LEU:CD1	1:E:274:THR:O[9_555]	2.11	0.09
1:G:276:TYR:CD2	1:Q:273:SER:CA[9_555]	2.11	0.09
1:H:480:LYS:CE	1:T:575:TYR:CE2[5_555]	2.11	0.09

Continued on next page...

Continued from previous page...

Atom-1	Atom-2	Interatomic distance (Å)	Clash overlap (Å)
1:L:493:GLU:O	1:M:517:ASN:O[3_555]	2.11	0.09
1:L:497:LEU:N	1:M:517:ASN:OD1[3_555]	2.11	0.09
1:N:237:PRO:CG	1:P:326:LYS:CG[9_555]	2.11	0.09
1:N:273:SER:O	1:P:276:TYR:O[9_555]	2.11	0.09
1:O:328:PRO:CD	1:S:251:TYR:CE1[5_555]	2.11	0.09
1:C:275:LEU:CD1	1:E:275:LEU:C[9_555]	2.12	0.08
1:C:326:LYS:CG	1:E:237:PRO:CG[9_555]	2.12	0.08
1:C:480:LYS:CE	1:O:575:TYR:O[9_555]	2.12	0.08
1:G:328:PRO:O	1:Q:251:TYR:CG[9_555]	2.12	0.08
1:H:250:GLN:O	1:H:328:PRO:CB[9_555]	2.12	0.08
1:H:390:PRO:CD	1:T:355:TRP:CZ3[5_555]	2.12	0.08
1:I:165:GLU:OE1	1:M:325:LEU:CA[9_555]	2.12	0.08
1:I:480:LYS:CE	1:M:575:TYR:CE2[9_555]	2.12	0.08
1:J:348:LEU:CD2	1:K:387:ARG:CZ[5_555]	2.12	0.08
1:J:480:LYS:NZ	1:K:575:TYR:CD2[5_555]	2.12	0.08
1:K:328:PRO:CB	1:P:250:GLN:O[9_555]	2.12	0.08
1:N:237:PRO:CD	1:P:327:PRO:CD[9_555]	2.12	0.08
1:O:251:TYR:CA	1:T:328:PRO:O[5_555]	2.12	0.08
1:O:328:PRO:N	1:S:251:TYR:CD2[5_555]	2.12	0.08
1:R:435:TYR:OH	1:R:520:VAL:O[11_455]	2.12	0.08
1:C:251:TYR:CE1	1:J:328:PRO:N[9_555]	2.13	0.07
1:C:251:TYR:CE2	1:J:327:PRO:CA[9_555]	2.13	0.07
1:C:324:LEU:CD2	1:E:271:LEU:CD1[9_555]	2.13	0.07
1:C:328:PRO:N	1:E:251:TYR:CE2[9_555]	2.13	0.07
1:C:495:ASN:CB	1:C:516:VAL:CG2[7_564]	2.13	0.07
1:G:276:TYR:CD2	1:Q:272:ARG:C[9_555]	2.13	0.07
1:H:273:SER:N	1:H:276:TYR:OH[9_555]	2.13	0.07
1:J:357:ASP:OD1	1:K:389:ARG:CZ[5_555]	2.13	0.07
1:K:327:PRO:CD	1:P:251:TYR:CE2[9_555]	2.13	0.07
1:N:275:LEU:CG	1:P:275:LEU:CG[9_555]	2.13	0.07
1:O:327:PRO:O	1:S:251:TYR:CE2[5_555]	2.13	0.07
1:C:328:PRO:CG	1:E:252:PRO:CD[9_555]	2.14	0.06
1:C:430:THR:OG1	1:C:479:LYS:CG[7_564]	2.14	0.06
1:C:454:ALA:C	1:O:462:ASN:OD1[2_564]	2.14	0.06
1:C:578:ARG:NH1	1:O:525:VAL:CG2[9_555]	2.14	0.06
1:G:328:PRO:C	1:Q:251:TYR:CD1[9_555]	2.14	0.06
1:G:330:SER:OG	1:Q:236:VAL:CB[9_555]	2.14	0.06
1:H:251:TYR:CD1	1:H:327:PRO:CA[9_555]	2.14	0.06
1:H:390:PRO:CD	1:T:355:TRP:CH2[5_555]	2.14	0.06
1:H:480:LYS:NZ	1:T:575:TYR:CD1[5_555]	2.14	0.06
1:K:276:TYR:CZ	1:P:272:ARG:CA[9_555]	2.14	0.06

Continued on next page...

Continued from previous page...

Atom-1	Atom-2	Interatomic distance (Å)	Clash overlap (Å)
1:N:236:VAL:CG1	1:P:330:SER:OG[9_555]	2.14	0.06
1:N:272:ARG:CB	1:P:276:TYR:CZ[9_555]	2.14	0.06
1:N:275:LEU:C	1:P:275:LEU:CD1[9_555]	2.14	0.06
1:O:251:TYR:CG	1:T:327:PRO:C[5_555]	2.14	0.06
1:O:271:LEU:CB	1:T:324:LEU:CD1[5_555]	2.14	0.06
1:C:495:ASN:N	1:C:518:ARG:N[7_564]	2.15	0.05
1:G:272:ARG:O	1:M:276:TYR:OH[9_555]	2.15	0.05
1:G:327:PRO:O	1:Q:251:TYR:CE2[9_555]	2.15	0.05
1:H:251:TYR:CE1	1:H:328:PRO:N[9_555]	2.15	0.05
1:H:251:TYR:CE2	1:H:327:PRO:CA[9_555]	2.15	0.05
1:J:390:PRO:CD	1:K:355:TRP:CH2[5_555]	2.15	0.05
1:K:327:PRO:CG	1:P:251:TYR:CD2[9_555]	2.15	0.05
1:K:328:PRO:N	1:P:251:TYR:CE1[9_555]	2.15	0.05
1:N:273:SER:N	1:P:276:TYR:CE1[9_555]	2.15	0.05
1:N:275:LEU:N	1:P:275:LEU:CG[9_555]	2.15	0.05
1:O:251:TYR:CD1	1:T:328:PRO:O[5_555]	2.15	0.05
1:O:275:LEU:CG	1:S:275:LEU:CG[5_555]	2.15	0.05
1:O:276:TYR:OH	1:S:272:ARG:CB[5_555]	2.15	0.05
1:C:165:GLU:OE2	1:O:208:TYR:CZ[9_555]	2.16	0.04
1:C:525:VAL:CB	1:O:578:ARG:NH1[9_555]	2.16	0.04
1:G:275:LEU:CB	1:Q:274:THR:O[9_555]	2.16	0.04
1:H:203:HIS:NE2	1:T:203:HIS:CD2[5_555]	2.16	0.04
1:I:203:HIS:NE2	1:M:203:HIS:CD2[9_555]	2.16	0.04
1:I:251:TYR:CE2	1:I:327:PRO:CD[5_555]	2.16	0.04
1:N:271:LEU:CD1	1:P:324:LEU:CD2[9_555]	2.16	0.04
1:O:272:ARG:CA	1:T:276:TYR:CZ[5_555]	2.16	0.04
1:O:327:PRO:O	1:S:251:TYR:OH[5_555]	2.16	0.04
1:C:276:TYR:CD2	1:E:273:SER:N[9_555]	2.17	0.03
1:C:327:PRO:CD	1:E:235:VAL:O[9_555]	2.17	0.03
1:C:494:GLY:O	1:C:518:ARG:CG[7_564]	2.17	0.03
1:C:495:ASN:OD1	1:C:517:ASN:C[7_564]	2.17	0.03
1:C:495:ASN:C	1:C:516:VAL:CG1[7_564]	2.17	0.03
1:F:495:ASN:N	1:F:518:ARG:CD[8_555]	2.17	0.03
1:G:251:TYR:CD1	1:M:328:PRO:O[9_555]	2.17	0.03
1:G:251:TYR:CE1	1:M:327:PRO:CA[9_555]	2.17	0.03
1:G:251:TYR:CD1	1:M:328:PRO:CA[9_555]	2.17	0.03
1:G:276:TYR:CE2	1:Q:273:SER:CA[9_555]	2.17	0.03
1:G:328:PRO:CD	1:Q:251:TYR:CE1[9_555]	2.17	0.03
1:H:273:SER:N	1:H:276:TYR:CZ[9_555]	2.17	0.03
1:J:325:LEU:CD2	1:K:165:GLU:CG[5_555]	2.17	0.03
1:O:251:TYR:CE1	1:T:328:PRO:N[5_555]	2.17	0.03

Continued on next page...

Continued from previous page...

Atom-1	Atom-2	Interatomic distance (Å)	Clash overlap (Å)
1:A:452:ASP:O	1:I:519:ASP:CB[10_555]	2.18	0.02
1:C:251:TYR:CA	1:J:328:PRO:O[9_555]	2.18	0.02
1:C:578:ARG:CZ	1:O:525:VAL:CG2[9_555]	2.18	0.02
1:G:276:TYR:CG	1:Q:272:ARG:C[9_555]	2.18	0.02
1:G:326:LYS:O	1:Q:251:TYR:OH[9_555]	2.18	0.02
1:G:327:PRO:CG	1:Q:251:TYR:CE2[9_555]	2.18	0.02
1:G:327:PRO:C	1:Q:251:TYR:CG[9_555]	2.18	0.02
1:G:525:VAL:CG2	1:P:578:ARG:CZ[9_555]	2.18	0.02
1:I:208:TYR:OH	1:M:166:TRP:CZ3[9_555]	2.18	0.02
1:I:480:LYS:NZ	1:M:575:TYR:CD2[9_555]	2.18	0.02
1:J:575:TYR:CD1	1:K:480:LYS:NZ[5_555]	2.18	0.02
1:N:273:SER:CA	1:P:276:TYR:CE2[9_555]	2.18	0.02
1:O:272:ARG:O	1:T:276:TYR:CE2[5_555]	2.18	0.02
1:O:273:SER:N	1:T:276:TYR:OH[5_555]	2.18	0.02
1:O:274:THR:O	1:T:275:LEU:CD1[5_555]	2.18	0.02
1:O:275:LEU:CD1	1:S:275:LEU:C[5_555]	2.18	0.02
1:O:326:LYS:CG	1:S:237:PRO:CG[5_555]	2.18	0.02
1:C:276:TYR:O	1:E:273:SER:O[9_555]	2.19	0.01
1:C:398:LYS:CE	1:C:517:ASN:CG[7_564]	2.19	0.01
1:G:208:TYR:CZ	1:P:165:GLU:OE2[9_555]	2.19	0.01
1:G:275:LEU:CD1	1:Q:275:LEU:C[9_555]	2.19	0.01
1:G:276:TYR:CE2	1:Q:272:ARG:O[9_555]	2.19	0.01
1:G:327:PRO:CG	1:Q:235:VAL:O[9_555]	2.19	0.01
1:H:208:TYR:CE2	1:T:165:GLU:OE2[5_555]	2.19	0.01
1:H:251:TYR:CD1	1:H:328:PRO:CA[9_555]	2.19	0.01
1:H:251:TYR:CD2	1:H:327:PRO:CG[9_555]	2.19	0.01
1:H:638:LYS:CE	1:K:455:ASN:CG[2_565]	2.19	0.01
1:I:251:TYR:CZ	1:I:327:PRO:C[5_555]	2.19	0.01
1:I:389:ARG:CZ	1:M:357:ASP:OD1[9_555]	2.19	0.01
1:K:324:LEU:CD1	1:P:271:LEU:CB[9_555]	2.19	0.01
1:K:328:PRO:O	1:P:251:TYR:CG[9_555]	2.19	0.01
1:N:251:TYR:CG	1:P:328:PRO:CB[9_555]	2.19	0.01
1:N:273:SER:O	1:P:274:THR:OG1[9_555]	2.19	0.01
1:O:276:TYR:CD2	1:S:273:SER:N[5_555]	2.19	0.01

5.3 Torsion angles

5.3.1 Protein backbone

In the following table, the Percentiles column shows the percent Ramachandran outliers of the chain as a percentile score with respect to all X-ray entries followed by that with respect to entries

of similar resolution.

The Analysed column shows the number of residues for which the backbone conformation was analysed, and the total number of residues.

Mol	Chain	Analysed	Favoured	Allowed	Outliers	Percentiles	
1	A	498/545 (91%)	316 (64%)	115 (23%)	67 (14%)	0	4
1	B	498/545 (91%)	317 (64%)	114 (23%)	67 (14%)	0	4
1	C	498/545 (91%)	318 (64%)	113 (23%)	67 (14%)	0	4
1	D	498/545 (91%)	316 (64%)	115 (23%)	67 (14%)	0	4
1	E	498/545 (91%)	317 (64%)	114 (23%)	67 (14%)	0	4
1	F	498/545 (91%)	317 (64%)	114 (23%)	67 (14%)	0	4
1	G	498/545 (91%)	317 (64%)	114 (23%)	67 (14%)	0	4
1	H	498/545 (91%)	318 (64%)	113 (23%)	67 (14%)	0	4
1	I	498/545 (91%)	316 (64%)	115 (23%)	67 (14%)	0	4
1	J	498/545 (91%)	317 (64%)	114 (23%)	67 (14%)	0	4
1	K	498/545 (91%)	318 (64%)	113 (23%)	67 (14%)	0	4
1	L	498/545 (91%)	316 (64%)	115 (23%)	67 (14%)	0	4
1	M	498/545 (91%)	316 (64%)	115 (23%)	67 (14%)	0	4
1	N	498/545 (91%)	318 (64%)	113 (23%)	67 (14%)	0	4
1	O	498/545 (91%)	317 (64%)	114 (23%)	67 (14%)	0	4
1	P	498/545 (91%)	318 (64%)	113 (23%)	67 (14%)	0	4
1	Q	498/545 (91%)	317 (64%)	114 (23%)	67 (14%)	0	4
1	R	498/545 (91%)	317 (64%)	114 (23%)	67 (14%)	0	4
1	S	498/545 (91%)	318 (64%)	113 (23%)	67 (14%)	0	4
1	T	498/545 (91%)	317 (64%)	114 (23%)	67 (14%)	0	4
All	All	9960/10900 (91%)	6341 (64%)	2279 (23%)	1340 (14%)	0	4

All (1340) Ramachandran outliers are listed below:

Mol	Chain	Res	Type
1	A	294	ASP
1	A	300	ALA
1	A	301	ASN
1	A	303	ALA
1	A	305	SER
1	A	340	ASP
1	A	345	SER

Continued on next page...

Continued from previous page...

Mol	Chain	Res	Type
1	A	347	SER
1	A	350	ILE
1	A	421	PRO
1	A	434	ASP
1	A	438	THR
1	A	439	THR
1	A	448	PRO
1	A	449	ARG
1	A	474	ARG
1	A	481	ILE
1	A	482	SER
1	A	523	SER
1	A	524	ASP
1	A	534	GLY
1	A	576	VAL
1	A	580	ILE
1	A	583	PHE
1	B	294	ASP
1	B	300	ALA
1	B	301	ASN
1	B	303	ALA
1	B	305	SER
1	B	340	ASP
1	B	345	SER
1	B	347	SER
1	B	350	ILE
1	B	421	PRO
1	B	434	ASP
1	B	438	THR
1	B	439	THR
1	B	448	PRO
1	B	449	ARG
1	B	474	ARG
1	B	481	ILE
1	B	482	SER
1	B	523	SER
1	B	524	ASP
1	B	534	GLY
1	B	576	VAL
1	B	580	ILE
1	B	583	PHE
1	C	294	ASP

Continued on next page...

Continued from previous page...

Mol	Chain	Res	Type
1	C	300	ALA
1	C	301	ASN
1	C	303	ALA
1	C	305	SER
1	C	340	ASP
1	C	345	SER
1	C	347	SER
1	C	350	ILE
1	C	421	PRO
1	C	434	ASP
1	C	438	THR
1	C	439	THR
1	C	448	PRO
1	C	449	ARG
1	C	474	ARG
1	C	481	ILE
1	C	482	SER
1	C	523	SER
1	C	524	ASP
1	C	534	GLY
1	C	576	VAL
1	C	580	ILE
1	C	583	PHE
1	D	294	ASP
1	D	300	ALA
1	D	301	ASN
1	D	303	ALA
1	D	305	SER
1	D	340	ASP
1	D	345	SER
1	D	347	SER
1	D	350	ILE
1	D	421	PRO
1	D	434	ASP
1	D	438	THR
1	D	439	THR
1	D	448	PRO
1	D	449	ARG
1	D	474	ARG
1	D	481	ILE
1	D	482	SER
1	D	523	SER

Continued on next page...

Continued from previous page...

Mol	Chain	Res	Type
1	D	524	ASP
1	D	534	GLY
1	D	576	VAL
1	D	580	ILE
1	D	583	PHE
1	E	294	ASP
1	E	300	ALA
1	E	301	ASN
1	E	303	ALA
1	E	305	SER
1	E	340	ASP
1	E	345	SER
1	E	347	SER
1	E	350	ILE
1	E	421	PRO
1	E	434	ASP
1	E	438	THR
1	E	439	THR
1	E	448	PRO
1	E	449	ARG
1	E	474	ARG
1	E	481	ILE
1	E	482	SER
1	E	523	SER
1	E	524	ASP
1	E	534	GLY
1	E	576	VAL
1	E	580	ILE
1	E	583	PHE
1	F	294	ASP
1	F	300	ALA
1	F	301	ASN
1	F	303	ALA
1	F	305	SER
1	F	340	ASP
1	F	345	SER
1	F	347	SER
1	F	350	ILE
1	F	421	PRO
1	F	434	ASP
1	F	438	THR
1	F	439	THR

Continued on next page...

Continued from previous page...

Mol	Chain	Res	Type
1	F	448	PRO
1	F	449	ARG
1	F	474	ARG
1	F	481	ILE
1	F	482	SER
1	F	523	SER
1	F	524	ASP
1	F	534	GLY
1	F	576	VAL
1	F	580	ILE
1	F	583	PHE
1	G	294	ASP
1	G	300	ALA
1	G	301	ASN
1	G	303	ALA
1	G	305	SER
1	G	340	ASP
1	G	345	SER
1	G	347	SER
1	G	350	ILE
1	G	421	PRO
1	G	434	ASP
1	G	438	THR
1	G	439	THR
1	G	448	PRO
1	G	449	ARG
1	G	474	ARG
1	G	481	ILE
1	G	482	SER
1	G	523	SER
1	G	524	ASP
1	G	534	GLY
1	G	576	VAL
1	G	580	ILE
1	G	583	PHE
1	H	294	ASP
1	H	300	ALA
1	H	301	ASN
1	H	303	ALA
1	H	305	SER
1	H	340	ASP
1	H	345	SER

Continued on next page...

Continued from previous page...

Mol	Chain	Res	Type
1	H	347	SER
1	H	350	ILE
1	H	421	PRO
1	H	434	ASP
1	H	438	THR
1	H	439	THR
1	H	448	PRO
1	H	449	ARG
1	H	474	ARG
1	H	481	ILE
1	H	482	SER
1	H	523	SER
1	H	524	ASP
1	H	534	GLY
1	H	576	VAL
1	H	580	ILE
1	H	583	PHE
1	I	294	ASP
1	I	300	ALA
1	I	301	ASN
1	I	303	ALA
1	I	305	SER
1	I	340	ASP
1	I	345	SER
1	I	347	SER
1	I	350	ILE
1	I	421	PRO
1	I	434	ASP
1	I	438	THR
1	I	439	THR
1	I	448	PRO
1	I	449	ARG
1	I	474	ARG
1	I	481	ILE
1	I	482	SER
1	I	523	SER
1	I	524	ASP
1	I	534	GLY
1	I	576	VAL
1	I	580	ILE
1	I	583	PHE
1	J	294	ASP

Continued on next page...

Continued from previous page...

Mol	Chain	Res	Type
1	J	300	ALA
1	J	301	ASN
1	J	303	ALA
1	J	305	SER
1	J	340	ASP
1	J	345	SER
1	J	347	SER
1	J	350	ILE
1	J	421	PRO
1	J	434	ASP
1	J	438	THR
1	J	439	THR
1	J	448	PRO
1	J	449	ARG
1	J	474	ARG
1	J	481	ILE
1	J	482	SER
1	J	523	SER
1	J	524	ASP
1	J	534	GLY
1	J	576	VAL
1	J	580	ILE
1	J	583	PHE
1	K	294	ASP
1	K	300	ALA
1	K	301	ASN
1	K	303	ALA
1	K	305	SER
1	K	340	ASP
1	K	345	SER
1	K	347	SER
1	K	350	ILE
1	K	421	PRO
1	K	434	ASP
1	K	438	THR
1	K	439	THR
1	K	448	PRO
1	K	449	ARG
1	K	474	ARG
1	K	481	ILE
1	K	482	SER
1	K	523	SER

Continued on next page...

Continued from previous page...

Mol	Chain	Res	Type
1	K	524	ASP
1	K	534	GLY
1	K	576	VAL
1	K	580	ILE
1	K	583	PHE
1	L	294	ASP
1	L	300	ALA
1	L	301	ASN
1	L	303	ALA
1	L	305	SER
1	L	340	ASP
1	L	345	SER
1	L	347	SER
1	L	350	ILE
1	L	421	PRO
1	L	434	ASP
1	L	438	THR
1	L	439	THR
1	L	448	PRO
1	L	449	ARG
1	L	474	ARG
1	L	481	ILE
1	L	482	SER
1	L	523	SER
1	L	524	ASP
1	L	534	GLY
1	L	576	VAL
1	L	580	ILE
1	L	583	PHE
1	M	294	ASP
1	M	300	ALA
1	M	301	ASN
1	M	303	ALA
1	M	305	SER
1	M	340	ASP
1	M	345	SER
1	M	347	SER
1	M	350	ILE
1	M	421	PRO
1	M	434	ASP
1	M	438	THR
1	M	439	THR

Continued on next page...

Continued from previous page...

Mol	Chain	Res	Type
1	M	448	PRO
1	M	449	ARG
1	M	474	ARG
1	M	481	ILE
1	M	482	SER
1	M	523	SER
1	M	524	ASP
1	M	534	GLY
1	M	576	VAL
1	M	580	ILE
1	M	583	PHE
1	N	294	ASP
1	N	300	ALA
1	N	301	ASN
1	N	303	ALA
1	N	305	SER
1	N	340	ASP
1	N	345	SER
1	N	347	SER
1	N	350	ILE
1	N	421	PRO
1	N	434	ASP
1	N	438	THR
1	N	439	THR
1	N	448	PRO
1	N	449	ARG
1	N	474	ARG
1	N	481	ILE
1	N	482	SER
1	N	523	SER
1	N	524	ASP
1	N	534	GLY
1	N	576	VAL
1	N	580	ILE
1	N	583	PHE
1	O	294	ASP
1	O	300	ALA
1	O	301	ASN
1	O	303	ALA
1	O	305	SER
1	O	340	ASP
1	O	345	SER

Continued on next page...

Continued from previous page...

Mol	Chain	Res	Type
1	O	347	SER
1	O	350	ILE
1	O	421	PRO
1	O	434	ASP
1	O	438	THR
1	O	439	THR
1	O	448	PRO
1	O	449	ARG
1	O	474	ARG
1	O	481	ILE
1	O	482	SER
1	O	523	SER
1	O	524	ASP
1	O	534	GLY
1	O	576	VAL
1	O	580	ILE
1	O	583	PHE
1	P	294	ASP
1	P	300	ALA
1	P	301	ASN
1	P	303	ALA
1	P	305	SER
1	P	340	ASP
1	P	345	SER
1	P	347	SER
1	P	350	ILE
1	P	421	PRO
1	P	434	ASP
1	P	438	THR
1	P	439	THR
1	P	448	PRO
1	P	449	ARG
1	P	474	ARG
1	P	481	ILE
1	P	482	SER
1	P	523	SER
1	P	524	ASP
1	P	534	GLY
1	P	576	VAL
1	P	580	ILE
1	P	583	PHE
1	Q	294	ASP

Continued on next page...

Continued from previous page...

Mol	Chain	Res	Type
1	Q	300	ALA
1	Q	301	ASN
1	Q	303	ALA
1	Q	305	SER
1	Q	340	ASP
1	Q	345	SER
1	Q	347	SER
1	Q	350	ILE
1	Q	421	PRO
1	Q	434	ASP
1	Q	438	THR
1	Q	439	THR
1	Q	448	PRO
1	Q	449	ARG
1	Q	474	ARG
1	Q	481	ILE
1	Q	482	SER
1	Q	523	SER
1	Q	524	ASP
1	Q	534	GLY
1	Q	576	VAL
1	Q	580	ILE
1	Q	583	PHE
1	R	294	ASP
1	R	300	ALA
1	R	301	ASN
1	R	303	ALA
1	R	305	SER
1	R	340	ASP
1	R	345	SER
1	R	347	SER
1	R	350	ILE
1	R	421	PRO
1	R	434	ASP
1	R	438	THR
1	R	439	THR
1	R	448	PRO
1	R	449	ARG
1	R	474	ARG
1	R	481	ILE
1	R	482	SER
1	R	523	SER

Continued on next page...

Continued from previous page...

Mol	Chain	Res	Type
1	R	524	ASP
1	R	534	GLY
1	R	576	VAL
1	R	580	ILE
1	R	583	PHE
1	S	294	ASP
1	S	300	ALA
1	S	301	ASN
1	S	303	ALA
1	S	305	SER
1	S	340	ASP
1	S	345	SER
1	S	347	SER
1	S	350	ILE
1	S	421	PRO
1	S	434	ASP
1	S	438	THR
1	S	439	THR
1	S	448	PRO
1	S	449	ARG
1	S	474	ARG
1	S	481	ILE
1	S	482	SER
1	S	523	SER
1	S	524	ASP
1	S	534	GLY
1	S	576	VAL
1	S	580	ILE
1	S	583	PHE
1	T	294	ASP
1	T	300	ALA
1	T	301	ASN
1	T	303	ALA
1	T	305	SER
1	T	340	ASP
1	T	345	SER
1	T	347	SER
1	T	350	ILE
1	T	421	PRO
1	T	434	ASP
1	T	438	THR
1	T	439	THR

Continued on next page...

Continued from previous page...

Mol	Chain	Res	Type
1	T	448	PRO
1	T	449	ARG
1	T	474	ARG
1	T	481	ILE
1	T	482	SER
1	T	523	SER
1	T	524	ASP
1	T	534	GLY
1	T	576	VAL
1	T	580	ILE
1	T	583	PHE
1	A	185	GLY
1	A	227	PHE
1	A	247	SER
1	A	322	PHE
1	A	323	HIS
1	A	355	TRP
1	A	400	GLY
1	A	405	ILE
1	A	433	GLY
1	A	460	ASN
1	A	463	PHE
1	A	475	ALA
1	A	479	LYS
1	A	483	ASN
1	A	516	VAL
1	A	551	SER
1	A	577	ILE
1	B	185	GLY
1	B	227	PHE
1	B	247	SER
1	B	322	PHE
1	B	323	HIS
1	B	355	TRP
1	B	400	GLY
1	B	405	ILE
1	B	433	GLY
1	B	460	ASN
1	B	463	PHE
1	B	475	ALA
1	B	479	LYS
1	B	483	ASN

Continued on next page...

Continued from previous page...

Mol	Chain	Res	Type
1	B	516	VAL
1	B	551	SER
1	B	577	ILE
1	C	185	GLY
1	C	227	PHE
1	C	247	SER
1	C	322	PHE
1	C	323	HIS
1	C	355	TRP
1	C	400	GLY
1	C	405	ILE
1	C	433	GLY
1	C	460	ASN
1	C	463	PHE
1	C	475	ALA
1	C	479	LYS
1	C	483	ASN
1	C	516	VAL
1	C	551	SER
1	C	577	ILE
1	D	185	GLY
1	D	227	PHE
1	D	247	SER
1	D	322	PHE
1	D	323	HIS
1	D	355	TRP
1	D	400	GLY
1	D	405	ILE
1	D	433	GLY
1	D	460	ASN
1	D	463	PHE
1	D	475	ALA
1	D	479	LYS
1	D	483	ASN
1	D	516	VAL
1	D	551	SER
1	D	577	ILE
1	E	185	GLY
1	E	227	PHE
1	E	247	SER
1	E	322	PHE
1	E	323	HIS

Continued on next page...

Continued from previous page...

Mol	Chain	Res	Type
1	E	355	TRP
1	E	400	GLY
1	E	405	ILE
1	E	433	GLY
1	E	460	ASN
1	E	463	PHE
1	E	475	ALA
1	E	479	LYS
1	E	483	ASN
1	E	516	VAL
1	E	551	SER
1	E	577	ILE
1	F	185	GLY
1	F	227	PHE
1	F	247	SER
1	F	322	PHE
1	F	323	HIS
1	F	355	TRP
1	F	400	GLY
1	F	405	ILE
1	F	433	GLY
1	F	460	ASN
1	F	463	PHE
1	F	475	ALA
1	F	479	LYS
1	F	483	ASN
1	F	516	VAL
1	F	551	SER
1	F	577	ILE
1	G	185	GLY
1	G	227	PHE
1	G	247	SER
1	G	322	PHE
1	G	323	HIS
1	G	355	TRP
1	G	400	GLY
1	G	405	ILE
1	G	433	GLY
1	G	460	ASN
1	G	463	PHE
1	G	475	ALA
1	G	479	LYS

Continued on next page...

Continued from previous page...

Mol	Chain	Res	Type
1	G	483	ASN
1	G	516	VAL
1	G	551	SER
1	G	577	ILE
1	H	185	GLY
1	H	227	PHE
1	H	247	SER
1	H	322	PHE
1	H	323	HIS
1	H	355	TRP
1	H	400	GLY
1	H	405	ILE
1	H	433	GLY
1	H	460	ASN
1	H	463	PHE
1	H	475	ALA
1	H	479	LYS
1	H	483	ASN
1	H	516	VAL
1	H	551	SER
1	H	577	ILE
1	I	185	GLY
1	I	227	PHE
1	I	247	SER
1	I	322	PHE
1	I	323	HIS
1	I	355	TRP
1	I	400	GLY
1	I	405	ILE
1	I	433	GLY
1	I	460	ASN
1	I	463	PHE
1	I	475	ALA
1	I	479	LYS
1	I	483	ASN
1	I	516	VAL
1	I	551	SER
1	I	577	ILE
1	J	185	GLY
1	J	227	PHE
1	J	247	SER
1	J	322	PHE

Continued on next page...

Continued from previous page...

Mol	Chain	Res	Type
1	J	323	HIS
1	J	355	TRP
1	J	400	GLY
1	J	405	ILE
1	J	433	GLY
1	J	460	ASN
1	J	463	PHE
1	J	475	ALA
1	J	479	LYS
1	J	483	ASN
1	J	516	VAL
1	J	551	SER
1	J	577	ILE
1	K	185	GLY
1	K	227	PHE
1	K	247	SER
1	K	322	PHE
1	K	323	HIS
1	K	355	TRP
1	K	400	GLY
1	K	405	ILE
1	K	433	GLY
1	K	460	ASN
1	K	463	PHE
1	K	475	ALA
1	K	479	LYS
1	K	483	ASN
1	K	516	VAL
1	K	551	SER
1	K	577	ILE
1	L	185	GLY
1	L	227	PHE
1	L	247	SER
1	L	322	PHE
1	L	323	HIS
1	L	355	TRP
1	L	400	GLY
1	L	405	ILE
1	L	433	GLY
1	L	460	ASN
1	L	463	PHE
1	L	475	ALA

Continued on next page...

Continued from previous page...

Mol	Chain	Res	Type
1	L	479	LYS
1	L	483	ASN
1	L	516	VAL
1	L	551	SER
1	L	577	ILE
1	M	185	GLY
1	M	227	PHE
1	M	247	SER
1	M	322	PHE
1	M	323	HIS
1	M	355	TRP
1	M	400	GLY
1	M	405	ILE
1	M	433	GLY
1	M	460	ASN
1	M	463	PHE
1	M	475	ALA
1	M	479	LYS
1	M	483	ASN
1	M	516	VAL
1	M	551	SER
1	M	577	ILE
1	N	185	GLY
1	N	227	PHE
1	N	247	SER
1	N	322	PHE
1	N	323	HIS
1	N	355	TRP
1	N	400	GLY
1	N	405	ILE
1	N	433	GLY
1	N	460	ASN
1	N	463	PHE
1	N	475	ALA
1	N	479	LYS
1	N	483	ASN
1	N	516	VAL
1	N	551	SER
1	N	577	ILE
1	O	185	GLY
1	O	227	PHE
1	O	247	SER

Continued on next page...

Continued from previous page...

Mol	Chain	Res	Type
1	O	322	PHE
1	O	323	HIS
1	O	355	TRP
1	O	400	GLY
1	O	405	ILE
1	O	433	GLY
1	O	460	ASN
1	O	463	PHE
1	O	475	ALA
1	O	479	LYS
1	O	483	ASN
1	O	516	VAL
1	O	551	SER
1	O	577	ILE
1	P	185	GLY
1	P	227	PHE
1	P	247	SER
1	P	322	PHE
1	P	323	HIS
1	P	355	TRP
1	P	400	GLY
1	P	405	ILE
1	P	433	GLY
1	P	460	ASN
1	P	463	PHE
1	P	475	ALA
1	P	479	LYS
1	P	483	ASN
1	P	516	VAL
1	P	551	SER
1	P	577	ILE
1	Q	185	GLY
1	Q	227	PHE
1	Q	247	SER
1	Q	322	PHE
1	Q	323	HIS
1	Q	355	TRP
1	Q	400	GLY
1	Q	405	ILE
1	Q	433	GLY
1	Q	460	ASN
1	Q	463	PHE

Continued on next page...

Continued from previous page...

Mol	Chain	Res	Type
1	Q	475	ALA
1	Q	479	LYS
1	Q	483	ASN
1	Q	516	VAL
1	Q	551	SER
1	Q	577	ILE
1	R	185	GLY
1	R	227	PHE
1	R	247	SER
1	R	322	PHE
1	R	323	HIS
1	R	355	TRP
1	R	400	GLY
1	R	405	ILE
1	R	433	GLY
1	R	460	ASN
1	R	463	PHE
1	R	475	ALA
1	R	479	LYS
1	R	483	ASN
1	R	516	VAL
1	R	551	SER
1	R	577	ILE
1	S	185	GLY
1	S	227	PHE
1	S	247	SER
1	S	322	PHE
1	S	323	HIS
1	S	355	TRP
1	S	400	GLY
1	S	405	ILE
1	S	433	GLY
1	S	460	ASN
1	S	463	PHE
1	S	475	ALA
1	S	479	LYS
1	S	483	ASN
1	S	516	VAL
1	S	551	SER
1	S	577	ILE
1	T	185	GLY
1	T	227	PHE

Continued on next page...

Continued from previous page...

Mol	Chain	Res	Type
1	T	247	SER
1	T	322	PHE
1	T	323	HIS
1	T	355	TRP
1	T	400	GLY
1	T	405	ILE
1	T	433	GLY
1	T	460	ASN
1	T	463	PHE
1	T	475	ALA
1	T	479	LYS
1	T	483	ASN
1	T	516	VAL
1	T	551	SER
1	T	577	ILE
1	A	281	ASP
1	A	408	ALA
1	A	432	ALA
1	A	540	ILE
1	A	558	ALA
1	A	584	ASN
1	A	606	PHE
1	A	641	PHE
1	B	281	ASP
1	B	408	ALA
1	B	432	ALA
1	B	540	ILE
1	B	558	ALA
1	B	584	ASN
1	B	606	PHE
1	B	641	PHE
1	C	281	ASP
1	C	408	ALA
1	C	432	ALA
1	C	540	ILE
1	C	558	ALA
1	C	584	ASN
1	C	606	PHE
1	C	641	PHE
1	D	281	ASP
1	D	408	ALA
1	D	432	ALA

Continued on next page...

Continued from previous page...

Mol	Chain	Res	Type
1	D	540	ILE
1	D	558	ALA
1	D	584	ASN
1	D	606	PHE
1	D	641	PHE
1	E	281	ASP
1	E	408	ALA
1	E	432	ALA
1	E	540	ILE
1	E	558	ALA
1	E	584	ASN
1	E	606	PHE
1	E	641	PHE
1	F	281	ASP
1	F	408	ALA
1	F	432	ALA
1	F	540	ILE
1	F	558	ALA
1	F	584	ASN
1	F	606	PHE
1	F	641	PHE
1	G	281	ASP
1	G	408	ALA
1	G	432	ALA
1	G	540	ILE
1	G	558	ALA
1	G	584	ASN
1	G	606	PHE
1	G	641	PHE
1	H	281	ASP
1	H	408	ALA
1	H	432	ALA
1	H	540	ILE
1	H	558	ALA
1	H	584	ASN
1	H	606	PHE
1	H	641	PHE
1	I	281	ASP
1	I	408	ALA
1	I	432	ALA
1	I	540	ILE
1	I	558	ALA

Continued on next page...

Continued from previous page...

Mol	Chain	Res	Type
1	I	584	ASN
1	I	606	PHE
1	I	641	PHE
1	J	281	ASP
1	J	408	ALA
1	J	432	ALA
1	J	540	ILE
1	J	558	ALA
1	J	584	ASN
1	J	606	PHE
1	J	641	PHE
1	K	281	ASP
1	K	408	ALA
1	K	432	ALA
1	K	540	ILE
1	K	584	ASN
1	K	606	PHE
1	K	641	PHE
1	L	281	ASP
1	L	408	ALA
1	L	432	ALA
1	L	540	ILE
1	L	584	ASN
1	L	606	PHE
1	L	641	PHE
1	M	281	ASP
1	M	408	ALA
1	M	432	ALA
1	M	540	ILE
1	M	558	ALA
1	M	584	ASN
1	M	606	PHE
1	M	641	PHE
1	N	281	ASP
1	N	408	ALA
1	N	432	ALA
1	N	540	ILE
1	N	558	ALA
1	N	584	ASN
1	N	606	PHE
1	N	641	PHE
1	O	281	ASP

Continued on next page...

Continued from previous page...

Mol	Chain	Res	Type
1	O	408	ALA
1	O	432	ALA
1	O	540	ILE
1	O	558	ALA
1	O	584	ASN
1	O	606	PHE
1	O	641	PHE
1	P	281	ASP
1	P	408	ALA
1	P	432	ALA
1	P	540	ILE
1	P	558	ALA
1	P	584	ASN
1	P	606	PHE
1	P	641	PHE
1	Q	281	ASP
1	Q	408	ALA
1	Q	432	ALA
1	Q	540	ILE
1	Q	558	ALA
1	Q	584	ASN
1	Q	606	PHE
1	Q	641	PHE
1	R	281	ASP
1	R	408	ALA
1	R	432	ALA
1	R	540	ILE
1	R	558	ALA
1	R	584	ASN
1	R	606	PHE
1	R	641	PHE
1	S	281	ASP
1	S	408	ALA
1	S	432	ALA
1	S	540	ILE
1	S	558	ALA
1	S	584	ASN
1	S	606	PHE
1	S	641	PHE
1	T	281	ASP
1	T	408	ALA
1	T	432	ALA

Continued on next page...

Continued from previous page...

Mol	Chain	Res	Type
1	T	540	ILE
1	T	558	ALA
1	T	584	ASN
1	T	606	PHE
1	T	641	PHE
1	A	167	GLU
1	A	197	LEU
1	A	260	GLN
1	A	462	ASN
1	B	167	GLU
1	B	197	LEU
1	B	260	GLN
1	B	462	ASN
1	C	167	GLU
1	C	197	LEU
1	C	260	GLN
1	C	462	ASN
1	D	167	GLU
1	D	197	LEU
1	D	260	GLN
1	D	462	ASN
1	E	167	GLU
1	E	197	LEU
1	E	260	GLN
1	E	462	ASN
1	F	167	GLU
1	F	197	LEU
1	F	260	GLN
1	F	462	ASN
1	G	167	GLU
1	G	197	LEU
1	G	260	GLN
1	G	462	ASN
1	H	167	GLU
1	H	197	LEU
1	H	260	GLN
1	H	462	ASN
1	I	167	GLU
1	I	197	LEU
1	I	260	GLN
1	I	462	ASN
1	J	167	GLU

Continued on next page...

Continued from previous page...

Mol	Chain	Res	Type
1	J	197	LEU
1	J	260	GLN
1	J	462	ASN
1	K	167	GLU
1	K	197	LEU
1	K	260	GLN
1	K	462	ASN
1	K	558	ALA
1	L	167	GLU
1	L	197	LEU
1	L	260	GLN
1	L	462	ASN
1	L	558	ALA
1	M	167	GLU
1	M	197	LEU
1	M	260	GLN
1	M	462	ASN
1	N	167	GLU
1	N	197	LEU
1	N	260	GLN
1	N	462	ASN
1	O	167	GLU
1	O	197	LEU
1	O	260	GLN
1	O	462	ASN
1	P	167	GLU
1	P	197	LEU
1	P	260	GLN
1	P	462	ASN
1	Q	167	GLU
1	Q	197	LEU
1	Q	260	GLN
1	Q	462	ASN
1	R	167	GLU
1	R	197	LEU
1	R	260	GLN
1	R	462	ASN
1	S	167	GLU
1	S	197	LEU
1	S	260	GLN
1	S	462	ASN
1	T	167	GLU

Continued on next page...

Continued from previous page...

Mol	Chain	Res	Type
1	T	197	LEU
1	T	260	GLN
1	T	462	ASN
1	A	386	PRO
1	A	412	ILE
1	A	437	VAL
1	A	488	THR
1	A	616	GLY
1	B	386	PRO
1	B	412	ILE
1	B	428	LYS
1	B	437	VAL
1	B	488	THR
1	B	616	GLY
1	C	386	PRO
1	C	412	ILE
1	C	428	LYS
1	C	437	VAL
1	C	616	GLY
1	D	386	PRO
1	D	412	ILE
1	D	428	LYS
1	D	437	VAL
1	D	488	THR
1	D	616	GLY
1	E	386	PRO
1	E	412	ILE
1	E	428	LYS
1	E	437	VAL
1	E	488	THR
1	E	616	GLY
1	F	386	PRO
1	F	412	ILE
1	F	428	LYS
1	F	437	VAL
1	F	488	THR
1	F	616	GLY
1	G	386	PRO
1	G	412	ILE
1	G	428	LYS
1	G	437	VAL
1	G	488	THR

Continued on next page...

Continued from previous page...

Mol	Chain	Res	Type
1	G	616	GLY
1	H	386	PRO
1	H	412	ILE
1	H	428	LYS
1	H	437	VAL
1	H	488	THR
1	H	616	GLY
1	I	386	PRO
1	I	412	ILE
1	I	428	LYS
1	I	437	VAL
1	I	616	GLY
1	J	386	PRO
1	J	412	ILE
1	J	428	LYS
1	J	437	VAL
1	J	488	THR
1	J	616	GLY
1	K	386	PRO
1	K	412	ILE
1	K	428	LYS
1	K	437	VAL
1	K	616	GLY
1	L	386	PRO
1	L	412	ILE
1	L	437	VAL
1	L	488	THR
1	L	616	GLY
1	M	386	PRO
1	M	412	ILE
1	M	428	LYS
1	M	437	VAL
1	M	616	GLY
1	N	386	PRO
1	N	412	ILE
1	N	428	LYS
1	N	437	VAL
1	N	616	GLY
1	O	386	PRO
1	O	412	ILE
1	O	428	LYS
1	O	437	VAL

Continued on next page...

Continued from previous page...

Mol	Chain	Res	Type
1	O	616	GLY
1	P	386	PRO
1	P	412	ILE
1	P	437	VAL
1	P	616	GLY
1	Q	386	PRO
1	Q	412	ILE
1	Q	428	LYS
1	Q	437	VAL
1	Q	488	THR
1	Q	616	GLY
1	R	386	PRO
1	R	412	ILE
1	R	428	LYS
1	R	437	VAL
1	R	488	THR
1	R	616	GLY
1	S	386	PRO
1	S	412	ILE
1	S	428	LYS
1	S	437	VAL
1	S	488	THR
1	S	616	GLY
1	T	386	PRO
1	T	412	ILE
1	T	437	VAL
1	T	488	THR
1	T	616	GLY
1	A	428	LYS
1	A	445	ILE
1	A	510	VAL
1	A	603	PRO
1	B	445	ILE
1	B	510	VAL
1	B	603	PRO
1	C	445	ILE
1	C	488	THR
1	C	510	VAL
1	C	603	PRO
1	D	445	ILE
1	D	510	VAL
1	D	603	PRO

Continued on next page...

Continued from previous page...

Mol	Chain	Res	Type
1	E	445	ILE
1	E	510	VAL
1	E	603	PRO
1	F	445	ILE
1	F	510	VAL
1	F	603	PRO
1	G	445	ILE
1	G	510	VAL
1	G	603	PRO
1	H	445	ILE
1	H	510	VAL
1	H	603	PRO
1	I	445	ILE
1	I	488	THR
1	I	510	VAL
1	I	603	PRO
1	J	445	ILE
1	J	510	VAL
1	J	603	PRO
1	K	445	ILE
1	K	488	THR
1	K	510	VAL
1	K	603	PRO
1	L	428	LYS
1	L	445	ILE
1	L	510	VAL
1	L	603	PRO
1	M	445	ILE
1	M	488	THR
1	M	510	VAL
1	M	603	PRO
1	N	445	ILE
1	N	488	THR
1	N	510	VAL
1	N	603	PRO
1	O	445	ILE
1	O	488	THR
1	O	510	VAL
1	O	603	PRO
1	P	428	LYS
1	P	445	ILE
1	P	488	THR

Continued on next page...

Continued from previous page...

Mol	Chain	Res	Type
1	P	510	VAL
1	P	603	PRO
1	Q	445	ILE
1	Q	510	VAL
1	Q	603	PRO
1	R	445	ILE
1	R	510	VAL
1	R	603	PRO
1	S	445	ILE
1	S	510	VAL
1	S	603	PRO
1	T	428	LYS
1	T	445	ILE
1	T	510	VAL
1	T	603	PRO
1	A	525	VAL
1	A	535	ILE
1	B	525	VAL
1	B	535	ILE
1	C	525	VAL
1	C	535	ILE
1	D	525	VAL
1	D	535	ILE
1	E	525	VAL
1	E	535	ILE
1	F	525	VAL
1	F	535	ILE
1	G	525	VAL
1	G	535	ILE
1	H	525	VAL
1	H	535	ILE
1	I	525	VAL
1	I	535	ILE
1	J	525	VAL
1	J	535	ILE
1	K	525	VAL
1	K	535	ILE
1	L	525	VAL
1	L	535	ILE
1	M	525	VAL
1	M	535	ILE
1	N	525	VAL

Continued on next page...

Continued from previous page...

Mol	Chain	Res	Type
1	N	535	ILE
1	O	525	VAL
1	O	535	ILE
1	P	525	VAL
1	P	535	ILE
1	Q	525	VAL
1	Q	535	ILE
1	R	525	VAL
1	R	535	ILE
1	S	525	VAL
1	S	535	ILE
1	T	525	VAL
1	T	535	ILE
1	J	225	GLY
1	O	225	GLY
1	T	225	GLY
1	A	225	GLY
1	A	431	PRO
1	B	225	GLY
1	B	431	PRO
1	C	225	GLY
1	C	431	PRO
1	D	225	GLY
1	D	431	PRO
1	E	225	GLY
1	E	431	PRO
1	F	225	GLY
1	F	431	PRO
1	G	225	GLY
1	G	431	PRO
1	H	225	GLY
1	H	431	PRO
1	I	225	GLY
1	I	431	PRO
1	J	431	PRO
1	K	225	GLY
1	K	431	PRO
1	L	225	GLY
1	L	431	PRO
1	M	225	GLY
1	M	431	PRO
1	N	225	GLY

Continued on next page...

Continued from previous page...

Mol	Chain	Res	Type
1	N	431	PRO
1	O	431	PRO
1	P	225	GLY
1	P	431	PRO
1	Q	225	GLY
1	Q	431	PRO
1	R	225	GLY
1	R	431	PRO
1	S	225	GLY
1	S	431	PRO
1	T	431	PRO
1	A	661	ILE
1	B	661	ILE
1	C	661	ILE
1	D	661	ILE
1	E	661	ILE
1	F	661	ILE
1	G	661	ILE
1	H	661	ILE
1	I	661	ILE
1	J	661	ILE
1	K	661	ILE
1	L	661	ILE
1	M	661	ILE
1	N	661	ILE
1	O	661	ILE
1	P	661	ILE
1	Q	661	ILE
1	R	661	ILE
1	S	661	ILE
1	T	661	ILE

5.3.2 Protein sidechains ⓘ

In the following table, the Percentiles column shows the percent sidechain outliers of the chain as a percentile score with respect to all X-ray entries followed by that with respect to entries of similar resolution.

The Analysed column shows the number of residues for which the sidechain conformation was analysed, and the total number of residues.

Continued on next page...

Continued from previous page...

Mol	Chain	Analysed	Rotameric	Outliers	Percentiles	
1	A	434/464 (94%)	366 (84%)	68 (16%)	2	14
1	B	434/464 (94%)	367 (85%)	67 (15%)	2	14
1	C	434/464 (94%)	366 (84%)	68 (16%)	2	14
1	D	434/464 (94%)	366 (84%)	68 (16%)	2	14
1	E	434/464 (94%)	366 (84%)	68 (16%)	2	14
1	F	434/464 (94%)	366 (84%)	68 (16%)	2	14
1	G	434/464 (94%)	366 (84%)	68 (16%)	2	14
1	H	434/464 (94%)	366 (84%)	68 (16%)	2	14
1	I	434/464 (94%)	366 (84%)	68 (16%)	2	14
1	J	434/464 (94%)	366 (84%)	68 (16%)	2	14
1	K	434/464 (94%)	366 (84%)	68 (16%)	2	14
1	L	434/464 (94%)	366 (84%)	68 (16%)	2	14
1	M	434/464 (94%)	366 (84%)	68 (16%)	2	14
1	N	434/464 (94%)	366 (84%)	68 (16%)	2	14
1	O	434/464 (94%)	366 (84%)	68 (16%)	2	14
1	P	434/464 (94%)	365 (84%)	69 (16%)	2	13
1	Q	434/464 (94%)	366 (84%)	68 (16%)	2	14
1	R	434/464 (94%)	366 (84%)	68 (16%)	2	14
1	S	434/464 (94%)	366 (84%)	68 (16%)	2	14
1	T	434/464 (94%)	366 (84%)	68 (16%)	2	14
All	All	8680/9280 (94%)	7320 (84%)	1360 (16%)	2	14

All (1360) residues with a non-rotameric sidechain are listed below:

Mol	Chain	Res	Type
1	A	163	ASP
1	A	165	GLU
1	A	169	PHE
1	A	180	THR
1	A	183	THR
1	A	202	THR
1	A	207	LEU
1	A	209	VAL

Continued on next page...

Continued from previous page...

Mol	Chain	Res	Type
1	A	212	SER
1	A	246	THR
1	A	256	PHE
1	A	266	PHE
1	A	270	ASP
1	A	274	THR
1	A	287	LEU
1	A	297	ASN
1	A	299	TYR
1	A	302	ASP
1	A	323	HIS
1	A	336	SER
1	A	342	ILE
1	A	344	LYS
1	A	348	LEU
1	A	357	ASP
1	A	364	ARG
1	A	369	GLN
1	A	376	PHE
1	A	384	SER
1	A	394	THR
1	A	395	ILE
1	A	401	GLU
1	A	403	LEU
1	A	410	ASP
1	A	413	VAL
1	A	418	ASP
1	A	425	ILE
1	A	438	THR
1	A	445	ILE
1	A	447	THR
1	A	450	GLU
1	A	453	SER
1	A	473	GLN
1	A	489	THR
1	A	503	ILE
1	A	508	ILE
1	A	516	VAL
1	A	520	VAL
1	A	521	GLN
1	A	523	SER
1	A	524	ASP

Continued on next page...

Continued from previous page...

Mol	Chain	Res	Type
1	A	526	THR
1	A	527	LEU
1	A	535	ILE
1	A	537	GLU
1	A	543	ASP
1	A	549	ARG
1	A	555	GLU
1	A	569	ASN
1	A	572	LYS
1	A	580	ILE
1	A	584	ASN
1	A	591	SER
1	A	598	ASN
1	A	624	ASP
1	A	636	ILE
1	A	639	LEU
1	A	641	PHE
1	A	647	TYR
1	B	163	ASP
1	B	165	GLU
1	B	169	PHE
1	B	180	THR
1	B	183	THR
1	B	202	THR
1	B	207	LEU
1	B	209	VAL
1	B	212	SER
1	B	246	THR
1	B	256	PHE
1	B	266	PHE
1	B	270	ASP
1	B	274	THR
1	B	287	LEU
1	B	297	ASN
1	B	299	TYR
1	B	302	ASP
1	B	323	HIS
1	B	336	SER
1	B	342	ILE
1	B	344	LYS
1	B	348	LEU
1	B	357	ASP

Continued on next page...

Continued from previous page...

Mol	Chain	Res	Type
1	B	364	ARG
1	B	369	GLN
1	B	376	PHE
1	B	394	THR
1	B	395	ILE
1	B	401	GLU
1	B	403	LEU
1	B	410	ASP
1	B	413	VAL
1	B	418	ASP
1	B	425	ILE
1	B	438	THR
1	B	445	ILE
1	B	447	THR
1	B	450	GLU
1	B	453	SER
1	B	473	GLN
1	B	489	THR
1	B	503	ILE
1	B	508	ILE
1	B	516	VAL
1	B	520	VAL
1	B	521	GLN
1	B	523	SER
1	B	524	ASP
1	B	526	THR
1	B	527	LEU
1	B	535	ILE
1	B	537	GLU
1	B	543	ASP
1	B	549	ARG
1	B	555	GLU
1	B	569	ASN
1	B	572	LYS
1	B	580	ILE
1	B	584	ASN
1	B	591	SER
1	B	598	ASN
1	B	624	ASP
1	B	636	ILE
1	B	639	LEU
1	B	641	PHE

Continued on next page...

Continued from previous page...

Mol	Chain	Res	Type
1	B	647	TYR
1	C	163	ASP
1	C	165	GLU
1	C	169	PHE
1	C	180	THR
1	C	183	THR
1	C	202	THR
1	C	207	LEU
1	C	209	VAL
1	C	212	SER
1	C	246	THR
1	C	256	PHE
1	C	266	PHE
1	C	270	ASP
1	C	274	THR
1	C	287	LEU
1	C	297	ASN
1	C	299	TYR
1	C	302	ASP
1	C	323	HIS
1	C	336	SER
1	C	342	ILE
1	C	344	LYS
1	C	348	LEU
1	C	357	ASP
1	C	364	ARG
1	C	369	GLN
1	C	376	PHE
1	C	384	SER
1	C	394	THR
1	C	395	ILE
1	C	401	GLU
1	C	403	LEU
1	C	410	ASP
1	C	413	VAL
1	C	418	ASP
1	C	425	ILE
1	C	438	THR
1	C	445	ILE
1	C	447	THR
1	C	450	GLU
1	C	453	SER

Continued on next page...

Continued from previous page...

Mol	Chain	Res	Type
1	C	473	GLN
1	C	489	THR
1	C	503	ILE
1	C	508	ILE
1	C	516	VAL
1	C	520	VAL
1	C	521	GLN
1	C	523	SER
1	C	524	ASP
1	C	526	THR
1	C	527	LEU
1	C	535	ILE
1	C	537	GLU
1	C	543	ASP
1	C	549	ARG
1	C	555	GLU
1	C	569	ASN
1	C	572	LYS
1	C	580	ILE
1	C	584	ASN
1	C	591	SER
1	C	598	ASN
1	C	624	ASP
1	C	636	ILE
1	C	639	LEU
1	C	641	PHE
1	C	647	TYR
1	D	163	ASP
1	D	165	GLU
1	D	169	PHE
1	D	180	THR
1	D	183	THR
1	D	202	THR
1	D	207	LEU
1	D	209	VAL
1	D	212	SER
1	D	246	THR
1	D	256	PHE
1	D	266	PHE
1	D	270	ASP
1	D	274	THR
1	D	287	LEU

Continued on next page...

Continued from previous page...

Mol	Chain	Res	Type
1	D	297	ASN
1	D	299	TYR
1	D	302	ASP
1	D	323	HIS
1	D	336	SER
1	D	342	ILE
1	D	344	LYS
1	D	348	LEU
1	D	357	ASP
1	D	364	ARG
1	D	369	GLN
1	D	376	PHE
1	D	384	SER
1	D	394	THR
1	D	395	ILE
1	D	401	GLU
1	D	403	LEU
1	D	410	ASP
1	D	413	VAL
1	D	418	ASP
1	D	425	ILE
1	D	438	THR
1	D	445	ILE
1	D	447	THR
1	D	450	GLU
1	D	453	SER
1	D	473	GLN
1	D	489	THR
1	D	503	ILE
1	D	508	ILE
1	D	516	VAL
1	D	520	VAL
1	D	521	GLN
1	D	523	SER
1	D	524	ASP
1	D	526	THR
1	D	527	LEU
1	D	535	ILE
1	D	537	GLU
1	D	543	ASP
1	D	549	ARG
1	D	555	GLU

Continued on next page...

Continued from previous page...

Mol	Chain	Res	Type
1	D	569	ASN
1	D	572	LYS
1	D	580	ILE
1	D	584	ASN
1	D	591	SER
1	D	598	ASN
1	D	624	ASP
1	D	636	ILE
1	D	639	LEU
1	D	641	PHE
1	D	647	TYR
1	E	163	ASP
1	E	165	GLU
1	E	169	PHE
1	E	180	THR
1	E	183	THR
1	E	202	THR
1	E	207	LEU
1	E	209	VAL
1	E	212	SER
1	E	246	THR
1	E	256	PHE
1	E	266	PHE
1	E	270	ASP
1	E	274	THR
1	E	287	LEU
1	E	297	ASN
1	E	299	TYR
1	E	302	ASP
1	E	323	HIS
1	E	336	SER
1	E	342	ILE
1	E	344	LYS
1	E	348	LEU
1	E	357	ASP
1	E	364	ARG
1	E	369	GLN
1	E	376	PHE
1	E	384	SER
1	E	394	THR
1	E	395	ILE
1	E	401	GLU

Continued on next page...

Continued from previous page...

Mol	Chain	Res	Type
1	E	403	LEU
1	E	410	ASP
1	E	413	VAL
1	E	418	ASP
1	E	425	ILE
1	E	438	THR
1	E	445	ILE
1	E	447	THR
1	E	450	GLU
1	E	453	SER
1	E	473	GLN
1	E	489	THR
1	E	503	ILE
1	E	508	ILE
1	E	516	VAL
1	E	520	VAL
1	E	521	GLN
1	E	523	SER
1	E	524	ASP
1	E	526	THR
1	E	527	LEU
1	E	535	ILE
1	E	537	GLU
1	E	543	ASP
1	E	549	ARG
1	E	555	GLU
1	E	569	ASN
1	E	572	LYS
1	E	580	ILE
1	E	584	ASN
1	E	591	SER
1	E	598	ASN
1	E	624	ASP
1	E	636	ILE
1	E	639	LEU
1	E	641	PHE
1	E	647	TYR
1	F	163	ASP
1	F	165	GLU
1	F	169	PHE
1	F	180	THR
1	F	183	THR

Continued on next page...

Continued from previous page...

Mol	Chain	Res	Type
1	F	202	THR
1	F	207	LEU
1	F	209	VAL
1	F	212	SER
1	F	246	THR
1	F	256	PHE
1	F	266	PHE
1	F	270	ASP
1	F	274	THR
1	F	287	LEU
1	F	297	ASN
1	F	299	TYR
1	F	302	ASP
1	F	323	HIS
1	F	336	SER
1	F	342	ILE
1	F	344	LYS
1	F	348	LEU
1	F	357	ASP
1	F	364	ARG
1	F	369	GLN
1	F	376	PHE
1	F	384	SER
1	F	394	THR
1	F	395	ILE
1	F	401	GLU
1	F	403	LEU
1	F	410	ASP
1	F	413	VAL
1	F	418	ASP
1	F	425	ILE
1	F	438	THR
1	F	445	ILE
1	F	447	THR
1	F	450	GLU
1	F	453	SER
1	F	473	GLN
1	F	489	THR
1	F	503	ILE
1	F	508	ILE
1	F	516	VAL
1	F	520	VAL

Continued on next page...

Continued from previous page...

Mol	Chain	Res	Type
1	F	521	GLN
1	F	523	SER
1	F	524	ASP
1	F	526	THR
1	F	527	LEU
1	F	535	ILE
1	F	537	GLU
1	F	543	ASP
1	F	549	ARG
1	F	555	GLU
1	F	569	ASN
1	F	572	LYS
1	F	580	ILE
1	F	584	ASN
1	F	591	SER
1	F	598	ASN
1	F	624	ASP
1	F	636	ILE
1	F	639	LEU
1	F	641	PHE
1	F	647	TYR
1	G	163	ASP
1	G	165	GLU
1	G	169	PHE
1	G	180	THR
1	G	183	THR
1	G	202	THR
1	G	207	LEU
1	G	209	VAL
1	G	212	SER
1	G	246	THR
1	G	256	PHE
1	G	266	PHE
1	G	270	ASP
1	G	274	THR
1	G	287	LEU
1	G	297	ASN
1	G	299	TYR
1	G	302	ASP
1	G	323	HIS
1	G	336	SER
1	G	342	ILE

Continued on next page...

Continued from previous page...

Mol	Chain	Res	Type
1	G	344	LYS
1	G	348	LEU
1	G	357	ASP
1	G	364	ARG
1	G	369	GLN
1	G	376	PHE
1	G	384	SER
1	G	394	THR
1	G	395	ILE
1	G	401	GLU
1	G	403	LEU
1	G	410	ASP
1	G	413	VAL
1	G	418	ASP
1	G	425	ILE
1	G	438	THR
1	G	445	ILE
1	G	447	THR
1	G	450	GLU
1	G	453	SER
1	G	473	GLN
1	G	489	THR
1	G	503	ILE
1	G	508	ILE
1	G	516	VAL
1	G	520	VAL
1	G	521	GLN
1	G	523	SER
1	G	524	ASP
1	G	526	THR
1	G	527	LEU
1	G	535	ILE
1	G	537	GLU
1	G	543	ASP
1	G	549	ARG
1	G	555	GLU
1	G	569	ASN
1	G	572	LYS
1	G	580	ILE
1	G	584	ASN
1	G	591	SER
1	G	598	ASN

Continued on next page...

Continued from previous page...

Mol	Chain	Res	Type
1	G	624	ASP
1	G	636	ILE
1	G	639	LEU
1	G	641	PHE
1	G	647	TYR
1	H	163	ASP
1	H	165	GLU
1	H	169	PHE
1	H	180	THR
1	H	183	THR
1	H	202	THR
1	H	207	LEU
1	H	209	VAL
1	H	212	SER
1	H	246	THR
1	H	256	PHE
1	H	266	PHE
1	H	270	ASP
1	H	274	THR
1	H	287	LEU
1	H	297	ASN
1	H	299	TYR
1	H	302	ASP
1	H	323	HIS
1	H	336	SER
1	H	342	ILE
1	H	344	LYS
1	H	348	LEU
1	H	357	ASP
1	H	364	ARG
1	H	369	GLN
1	H	376	PHE
1	H	384	SER
1	H	394	THR
1	H	395	ILE
1	H	401	GLU
1	H	403	LEU
1	H	410	ASP
1	H	413	VAL
1	H	418	ASP
1	H	425	ILE
1	H	438	THR

Continued on next page...

Continued from previous page...

Mol	Chain	Res	Type
1	H	445	ILE
1	H	447	THR
1	H	450	GLU
1	H	453	SER
1	H	473	GLN
1	H	489	THR
1	H	503	ILE
1	H	508	ILE
1	H	516	VAL
1	H	520	VAL
1	H	521	GLN
1	H	523	SER
1	H	524	ASP
1	H	526	THR
1	H	527	LEU
1	H	535	ILE
1	H	537	GLU
1	H	543	ASP
1	H	549	ARG
1	H	555	GLU
1	H	569	ASN
1	H	572	LYS
1	H	580	ILE
1	H	584	ASN
1	H	591	SER
1	H	598	ASN
1	H	624	ASP
1	H	636	ILE
1	H	639	LEU
1	H	641	PHE
1	H	647	TYR
1	I	163	ASP
1	I	165	GLU
1	I	169	PHE
1	I	180	THR
1	I	183	THR
1	I	202	THR
1	I	207	LEU
1	I	209	VAL
1	I	212	SER
1	I	246	THR
1	I	256	PHE

Continued on next page...

Continued from previous page...

Mol	Chain	Res	Type
1	I	266	PHE
1	I	270	ASP
1	I	274	THR
1	I	287	LEU
1	I	297	ASN
1	I	299	TYR
1	I	302	ASP
1	I	323	HIS
1	I	336	SER
1	I	342	ILE
1	I	344	LYS
1	I	348	LEU
1	I	357	ASP
1	I	364	ARG
1	I	369	GLN
1	I	376	PHE
1	I	384	SER
1	I	394	THR
1	I	395	ILE
1	I	401	GLU
1	I	403	LEU
1	I	410	ASP
1	I	413	VAL
1	I	418	ASP
1	I	425	ILE
1	I	438	THR
1	I	445	ILE
1	I	447	THR
1	I	450	GLU
1	I	453	SER
1	I	473	GLN
1	I	489	THR
1	I	503	ILE
1	I	508	ILE
1	I	516	VAL
1	I	520	VAL
1	I	521	GLN
1	I	523	SER
1	I	524	ASP
1	I	526	THR
1	I	527	LEU
1	I	535	ILE

Continued on next page...

Continued from previous page...

Mol	Chain	Res	Type
1	I	537	GLU
1	I	543	ASP
1	I	549	ARG
1	I	555	GLU
1	I	569	ASN
1	I	572	LYS
1	I	580	ILE
1	I	584	ASN
1	I	591	SER
1	I	598	ASN
1	I	624	ASP
1	I	636	ILE
1	I	639	LEU
1	I	641	PHE
1	I	647	TYR
1	J	163	ASP
1	J	165	GLU
1	J	169	PHE
1	J	180	THR
1	J	183	THR
1	J	202	THR
1	J	207	LEU
1	J	209	VAL
1	J	212	SER
1	J	246	THR
1	J	256	PHE
1	J	266	PHE
1	J	270	ASP
1	J	274	THR
1	J	287	LEU
1	J	297	ASN
1	J	299	TYR
1	J	302	ASP
1	J	323	HIS
1	J	336	SER
1	J	342	ILE
1	J	344	LYS
1	J	348	LEU
1	J	357	ASP
1	J	364	ARG
1	J	369	GLN
1	J	376	PHE

Continued on next page...

Continued from previous page...

Mol	Chain	Res	Type
1	J	384	SER
1	J	394	THR
1	J	395	ILE
1	J	401	GLU
1	J	403	LEU
1	J	410	ASP
1	J	413	VAL
1	J	418	ASP
1	J	425	ILE
1	J	438	THR
1	J	445	ILE
1	J	447	THR
1	J	450	GLU
1	J	453	SER
1	J	473	GLN
1	J	489	THR
1	J	503	ILE
1	J	508	ILE
1	J	516	VAL
1	J	520	VAL
1	J	521	GLN
1	J	523	SER
1	J	524	ASP
1	J	526	THR
1	J	527	LEU
1	J	535	ILE
1	J	537	GLU
1	J	543	ASP
1	J	549	ARG
1	J	555	GLU
1	J	569	ASN
1	J	572	LYS
1	J	580	ILE
1	J	584	ASN
1	J	591	SER
1	J	598	ASN
1	J	624	ASP
1	J	636	ILE
1	J	639	LEU
1	J	641	PHE
1	J	647	TYR
1	K	163	ASP

Continued on next page...

Continued from previous page...

Mol	Chain	Res	Type
1	K	165	GLU
1	K	169	PHE
1	K	180	THR
1	K	183	THR
1	K	202	THR
1	K	207	LEU
1	K	209	VAL
1	K	212	SER
1	K	246	THR
1	K	256	PHE
1	K	266	PHE
1	K	270	ASP
1	K	274	THR
1	K	287	LEU
1	K	297	ASN
1	K	299	TYR
1	K	302	ASP
1	K	323	HIS
1	K	336	SER
1	K	342	ILE
1	K	344	LYS
1	K	348	LEU
1	K	357	ASP
1	K	364	ARG
1	K	369	GLN
1	K	376	PHE
1	K	384	SER
1	K	394	THR
1	K	395	ILE
1	K	401	GLU
1	K	403	LEU
1	K	410	ASP
1	K	413	VAL
1	K	418	ASP
1	K	425	ILE
1	K	438	THR
1	K	445	ILE
1	K	447	THR
1	K	450	GLU
1	K	453	SER
1	K	473	GLN
1	K	489	THR

Continued on next page...

Continued from previous page...

Mol	Chain	Res	Type
1	K	503	ILE
1	K	508	ILE
1	K	516	VAL
1	K	520	VAL
1	K	521	GLN
1	K	523	SER
1	K	524	ASP
1	K	526	THR
1	K	527	LEU
1	K	535	ILE
1	K	537	GLU
1	K	543	ASP
1	K	549	ARG
1	K	555	GLU
1	K	569	ASN
1	K	572	LYS
1	K	580	ILE
1	K	584	ASN
1	K	591	SER
1	K	598	ASN
1	K	624	ASP
1	K	636	ILE
1	K	639	LEU
1	K	641	PHE
1	K	647	TYR
1	L	163	ASP
1	L	165	GLU
1	L	169	PHE
1	L	180	THR
1	L	183	THR
1	L	202	THR
1	L	207	LEU
1	L	209	VAL
1	L	212	SER
1	L	246	THR
1	L	256	PHE
1	L	266	PHE
1	L	270	ASP
1	L	274	THR
1	L	287	LEU
1	L	297	ASN
1	L	299	TYR

Continued on next page...

Continued from previous page...

Mol	Chain	Res	Type
1	L	302	ASP
1	L	323	HIS
1	L	336	SER
1	L	342	ILE
1	L	344	LYS
1	L	348	LEU
1	L	357	ASP
1	L	364	ARG
1	L	369	GLN
1	L	376	PHE
1	L	384	SER
1	L	394	THR
1	L	395	ILE
1	L	401	GLU
1	L	403	LEU
1	L	410	ASP
1	L	413	VAL
1	L	418	ASP
1	L	425	ILE
1	L	438	THR
1	L	445	ILE
1	L	447	THR
1	L	450	GLU
1	L	453	SER
1	L	473	GLN
1	L	489	THR
1	L	503	ILE
1	L	508	ILE
1	L	516	VAL
1	L	520	VAL
1	L	521	GLN
1	L	523	SER
1	L	524	ASP
1	L	526	THR
1	L	527	LEU
1	L	535	ILE
1	L	537	GLU
1	L	543	ASP
1	L	549	ARG
1	L	555	GLU
1	L	569	ASN
1	L	572	LYS

Continued on next page...

Continued from previous page...

Mol	Chain	Res	Type
1	L	580	ILE
1	L	584	ASN
1	L	591	SER
1	L	598	ASN
1	L	624	ASP
1	L	636	ILE
1	L	639	LEU
1	L	641	PHE
1	L	647	TYR
1	M	163	ASP
1	M	165	GLU
1	M	169	PHE
1	M	180	THR
1	M	183	THR
1	M	202	THR
1	M	207	LEU
1	M	209	VAL
1	M	212	SER
1	M	246	THR
1	M	256	PHE
1	M	266	PHE
1	M	270	ASP
1	M	274	THR
1	M	287	LEU
1	M	297	ASN
1	M	299	TYR
1	M	302	ASP
1	M	323	HIS
1	M	336	SER
1	M	342	ILE
1	M	344	LYS
1	M	348	LEU
1	M	357	ASP
1	M	364	ARG
1	M	369	GLN
1	M	376	PHE
1	M	384	SER
1	M	394	THR
1	M	395	ILE
1	M	401	GLU
1	M	403	LEU
1	M	410	ASP

Continued on next page...

Continued from previous page...

Mol	Chain	Res	Type
1	M	413	VAL
1	M	418	ASP
1	M	425	ILE
1	M	438	THR
1	M	445	ILE
1	M	447	THR
1	M	450	GLU
1	M	453	SER
1	M	473	GLN
1	M	489	THR
1	M	503	ILE
1	M	508	ILE
1	M	516	VAL
1	M	520	VAL
1	M	521	GLN
1	M	523	SER
1	M	524	ASP
1	M	526	THR
1	M	527	LEU
1	M	535	ILE
1	M	537	GLU
1	M	543	ASP
1	M	549	ARG
1	M	555	GLU
1	M	569	ASN
1	M	572	LYS
1	M	580	ILE
1	M	584	ASN
1	M	591	SER
1	M	598	ASN
1	M	624	ASP
1	M	636	ILE
1	M	639	LEU
1	M	641	PHE
1	M	647	TYR
1	N	163	ASP
1	N	165	GLU
1	N	169	PHE
1	N	180	THR
1	N	183	THR
1	N	202	THR
1	N	207	LEU

Continued on next page...

Continued from previous page...

Mol	Chain	Res	Type
1	N	209	VAL
1	N	212	SER
1	N	246	THR
1	N	256	PHE
1	N	266	PHE
1	N	270	ASP
1	N	274	THR
1	N	287	LEU
1	N	297	ASN
1	N	299	TYR
1	N	302	ASP
1	N	323	HIS
1	N	336	SER
1	N	342	ILE
1	N	344	LYS
1	N	348	LEU
1	N	357	ASP
1	N	364	ARG
1	N	369	GLN
1	N	376	PHE
1	N	384	SER
1	N	394	THR
1	N	395	ILE
1	N	401	GLU
1	N	403	LEU
1	N	410	ASP
1	N	413	VAL
1	N	418	ASP
1	N	425	ILE
1	N	438	THR
1	N	445	ILE
1	N	447	THR
1	N	450	GLU
1	N	453	SER
1	N	473	GLN
1	N	489	THR
1	N	503	ILE
1	N	508	ILE
1	N	516	VAL
1	N	520	VAL
1	N	521	GLN
1	N	523	SER

Continued on next page...

Continued from previous page...

Mol	Chain	Res	Type
1	N	524	ASP
1	N	526	THR
1	N	527	LEU
1	N	535	ILE
1	N	537	GLU
1	N	543	ASP
1	N	549	ARG
1	N	555	GLU
1	N	569	ASN
1	N	572	LYS
1	N	580	ILE
1	N	584	ASN
1	N	591	SER
1	N	598	ASN
1	N	624	ASP
1	N	636	ILE
1	N	639	LEU
1	N	641	PHE
1	N	647	TYR
1	O	163	ASP
1	O	165	GLU
1	O	169	PHE
1	O	180	THR
1	O	183	THR
1	O	202	THR
1	O	207	LEU
1	O	209	VAL
1	O	212	SER
1	O	246	THR
1	O	256	PHE
1	O	266	PHE
1	O	270	ASP
1	O	274	THR
1	O	287	LEU
1	O	297	ASN
1	O	299	TYR
1	O	302	ASP
1	O	323	HIS
1	O	336	SER
1	O	342	ILE
1	O	344	LYS
1	O	348	LEU

Continued on next page...

Continued from previous page...

Mol	Chain	Res	Type
1	O	357	ASP
1	O	364	ARG
1	O	369	GLN
1	O	376	PHE
1	O	384	SER
1	O	394	THR
1	O	395	ILE
1	O	401	GLU
1	O	403	LEU
1	O	410	ASP
1	O	413	VAL
1	O	418	ASP
1	O	425	ILE
1	O	438	THR
1	O	445	ILE
1	O	447	THR
1	O	450	GLU
1	O	453	SER
1	O	473	GLN
1	O	489	THR
1	O	503	ILE
1	O	508	ILE
1	O	516	VAL
1	O	520	VAL
1	O	521	GLN
1	O	523	SER
1	O	524	ASP
1	O	526	THR
1	O	527	LEU
1	O	535	ILE
1	O	537	GLU
1	O	543	ASP
1	O	549	ARG
1	O	555	GLU
1	O	569	ASN
1	O	572	LYS
1	O	580	ILE
1	O	584	ASN
1	O	591	SER
1	O	598	ASN
1	O	624	ASP
1	O	636	ILE

Continued on next page...

Continued from previous page...

Mol	Chain	Res	Type
1	O	639	LEU
1	O	641	PHE
1	O	647	TYR
1	P	163	ASP
1	P	165	GLU
1	P	169	PHE
1	P	180	THR
1	P	183	THR
1	P	202	THR
1	P	207	LEU
1	P	209	VAL
1	P	212	SER
1	P	219	PHE
1	P	246	THR
1	P	256	PHE
1	P	266	PHE
1	P	270	ASP
1	P	274	THR
1	P	287	LEU
1	P	297	ASN
1	P	299	TYR
1	P	302	ASP
1	P	323	HIS
1	P	336	SER
1	P	342	ILE
1	P	344	LYS
1	P	348	LEU
1	P	357	ASP
1	P	364	ARG
1	P	369	GLN
1	P	376	PHE
1	P	384	SER
1	P	394	THR
1	P	395	ILE
1	P	401	GLU
1	P	403	LEU
1	P	410	ASP
1	P	413	VAL
1	P	418	ASP
1	P	425	ILE
1	P	438	THR
1	P	445	ILE

Continued on next page...

Continued from previous page...

Mol	Chain	Res	Type
1	P	447	THR
1	P	450	GLU
1	P	453	SER
1	P	473	GLN
1	P	489	THR
1	P	503	ILE
1	P	508	ILE
1	P	516	VAL
1	P	520	VAL
1	P	521	GLN
1	P	523	SER
1	P	524	ASP
1	P	526	THR
1	P	527	LEU
1	P	535	ILE
1	P	537	GLU
1	P	543	ASP
1	P	549	ARG
1	P	555	GLU
1	P	569	ASN
1	P	572	LYS
1	P	580	ILE
1	P	584	ASN
1	P	591	SER
1	P	598	ASN
1	P	624	ASP
1	P	636	ILE
1	P	639	LEU
1	P	641	PHE
1	P	647	TYR
1	Q	163	ASP
1	Q	165	GLU
1	Q	169	PHE
1	Q	180	THR
1	Q	183	THR
1	Q	202	THR
1	Q	207	LEU
1	Q	209	VAL
1	Q	212	SER
1	Q	246	THR
1	Q	256	PHE
1	Q	266	PHE

Continued on next page...

Continued from previous page...

Mol	Chain	Res	Type
1	Q	270	ASP
1	Q	274	THR
1	Q	287	LEU
1	Q	297	ASN
1	Q	299	TYR
1	Q	302	ASP
1	Q	323	HIS
1	Q	336	SER
1	Q	342	ILE
1	Q	344	LYS
1	Q	348	LEU
1	Q	357	ASP
1	Q	364	ARG
1	Q	369	GLN
1	Q	376	PHE
1	Q	384	SER
1	Q	394	THR
1	Q	395	ILE
1	Q	401	GLU
1	Q	403	LEU
1	Q	410	ASP
1	Q	413	VAL
1	Q	418	ASP
1	Q	425	ILE
1	Q	438	THR
1	Q	445	ILE
1	Q	447	THR
1	Q	450	GLU
1	Q	453	SER
1	Q	473	GLN
1	Q	489	THR
1	Q	503	ILE
1	Q	508	ILE
1	Q	516	VAL
1	Q	520	VAL
1	Q	521	GLN
1	Q	523	SER
1	Q	524	ASP
1	Q	526	THR
1	Q	527	LEU
1	Q	535	ILE
1	Q	537	GLU

Continued on next page...

Continued from previous page...

Mol	Chain	Res	Type
1	Q	543	ASP
1	Q	549	ARG
1	Q	555	GLU
1	Q	569	ASN
1	Q	572	LYS
1	Q	580	ILE
1	Q	584	ASN
1	Q	591	SER
1	Q	598	ASN
1	Q	624	ASP
1	Q	636	ILE
1	Q	639	LEU
1	Q	641	PHE
1	Q	647	TYR
1	R	163	ASP
1	R	165	GLU
1	R	169	PHE
1	R	180	THR
1	R	183	THR
1	R	202	THR
1	R	207	LEU
1	R	209	VAL
1	R	212	SER
1	R	246	THR
1	R	256	PHE
1	R	266	PHE
1	R	270	ASP
1	R	274	THR
1	R	287	LEU
1	R	297	ASN
1	R	299	TYR
1	R	302	ASP
1	R	323	HIS
1	R	336	SER
1	R	342	ILE
1	R	344	LYS
1	R	348	LEU
1	R	357	ASP
1	R	364	ARG
1	R	369	GLN
1	R	376	PHE
1	R	384	SER

Continued on next page...

Continued from previous page...

Mol	Chain	Res	Type
1	R	394	THR
1	R	395	ILE
1	R	401	GLU
1	R	403	LEU
1	R	410	ASP
1	R	413	VAL
1	R	418	ASP
1	R	425	ILE
1	R	438	THR
1	R	445	ILE
1	R	447	THR
1	R	450	GLU
1	R	453	SER
1	R	473	GLN
1	R	489	THR
1	R	503	ILE
1	R	508	ILE
1	R	516	VAL
1	R	520	VAL
1	R	521	GLN
1	R	523	SER
1	R	524	ASP
1	R	526	THR
1	R	527	LEU
1	R	535	ILE
1	R	537	GLU
1	R	543	ASP
1	R	549	ARG
1	R	555	GLU
1	R	569	ASN
1	R	572	LYS
1	R	580	ILE
1	R	584	ASN
1	R	591	SER
1	R	598	ASN
1	R	624	ASP
1	R	636	ILE
1	R	639	LEU
1	R	641	PHE
1	R	647	TYR
1	S	163	ASP
1	S	165	GLU

Continued on next page...

Continued from previous page...

Mol	Chain	Res	Type
1	S	169	PHE
1	S	180	THR
1	S	183	THR
1	S	202	THR
1	S	207	LEU
1	S	209	VAL
1	S	212	SER
1	S	246	THR
1	S	256	PHE
1	S	266	PHE
1	S	270	ASP
1	S	274	THR
1	S	287	LEU
1	S	297	ASN
1	S	299	TYR
1	S	302	ASP
1	S	323	HIS
1	S	336	SER
1	S	342	ILE
1	S	344	LYS
1	S	348	LEU
1	S	357	ASP
1	S	364	ARG
1	S	369	GLN
1	S	376	PHE
1	S	384	SER
1	S	394	THR
1	S	395	ILE
1	S	401	GLU
1	S	403	LEU
1	S	410	ASP
1	S	413	VAL
1	S	418	ASP
1	S	425	ILE
1	S	438	THR
1	S	445	ILE
1	S	447	THR
1	S	450	GLU
1	S	453	SER
1	S	473	GLN
1	S	489	THR
1	S	503	ILE

Continued on next page...

Continued from previous page...

Mol	Chain	Res	Type
1	S	508	ILE
1	S	516	VAL
1	S	520	VAL
1	S	521	GLN
1	S	523	SER
1	S	524	ASP
1	S	526	THR
1	S	527	LEU
1	S	535	ILE
1	S	537	GLU
1	S	543	ASP
1	S	549	ARG
1	S	555	GLU
1	S	569	ASN
1	S	572	LYS
1	S	580	ILE
1	S	584	ASN
1	S	591	SER
1	S	598	ASN
1	S	624	ASP
1	S	636	ILE
1	S	639	LEU
1	S	641	PHE
1	S	647	TYR
1	T	163	ASP
1	T	165	GLU
1	T	169	PHE
1	T	180	THR
1	T	183	THR
1	T	202	THR
1	T	207	LEU
1	T	209	VAL
1	T	212	SER
1	T	246	THR
1	T	256	PHE
1	T	266	PHE
1	T	270	ASP
1	T	274	THR
1	T	287	LEU
1	T	297	ASN
1	T	299	TYR
1	T	302	ASP

Continued on next page...

Continued from previous page...

Mol	Chain	Res	Type
1	T	323	HIS
1	T	336	SER
1	T	342	ILE
1	T	344	LYS
1	T	348	LEU
1	T	357	ASP
1	T	364	ARG
1	T	369	GLN
1	T	376	PHE
1	T	384	SER
1	T	394	THR
1	T	395	ILE
1	T	401	GLU
1	T	403	LEU
1	T	410	ASP
1	T	413	VAL
1	T	418	ASP
1	T	425	ILE
1	T	438	THR
1	T	445	ILE
1	T	447	THR
1	T	450	GLU
1	T	453	SER
1	T	473	GLN
1	T	489	THR
1	T	503	ILE
1	T	508	ILE
1	T	516	VAL
1	T	520	VAL
1	T	521	GLN
1	T	523	SER
1	T	524	ASP
1	T	526	THR
1	T	527	LEU
1	T	535	ILE
1	T	537	GLU
1	T	543	ASP
1	T	549	ARG
1	T	555	GLU
1	T	569	ASN
1	T	572	LYS
1	T	580	ILE

Continued on next page...

Continued from previous page...

Mol	Chain	Res	Type
1	T	584	ASN
1	T	591	SER
1	T	598	ASN
1	T	624	ASP
1	T	636	ILE
1	T	639	LEU
1	T	641	PHE
1	T	647	TYR

Sometimes sidechains can be flipped to improve hydrogen bonding and reduce clashes. All (311) such sidechains are listed below:

Mol	Chain	Res	Type
1	A	173	HIS
1	A	191	GLN
1	A	244	GLN
1	A	253	HIS
1	A	297	ASN
1	A	352	ASN
1	A	371	ASN
1	A	378	GLN
1	A	459	ASN
1	A	462	ASN
1	A	501	ASN
1	A	514	ASN
1	A	521	GLN
1	A	584	ASN
1	A	589	HIS
1	A	598	ASN
1	B	173	HIS
1	B	191	GLN
1	B	244	GLN
1	B	253	HIS
1	B	297	ASN
1	B	352	ASN
1	B	371	ASN
1	B	459	ASN
1	B	462	ASN
1	B	501	ASN
1	B	514	ASN
1	B	521	GLN
1	B	584	ASN
1	B	589	HIS

Continued on next page...

Continued from previous page...

Mol	Chain	Res	Type
1	B	598	ASN
1	C	173	HIS
1	C	191	GLN
1	C	244	GLN
1	C	253	HIS
1	C	297	ASN
1	C	352	ASN
1	C	371	ASN
1	C	378	GLN
1	C	459	ASN
1	C	462	ASN
1	C	501	ASN
1	C	514	ASN
1	C	521	GLN
1	C	569	ASN
1	C	584	ASN
1	C	589	HIS
1	C	598	ASN
1	D	173	HIS
1	D	191	GLN
1	D	244	GLN
1	D	253	HIS
1	D	297	ASN
1	D	352	ASN
1	D	371	ASN
1	D	459	ASN
1	D	462	ASN
1	D	514	ASN
1	D	521	GLN
1	D	584	ASN
1	D	589	HIS
1	D	598	ASN
1	E	173	HIS
1	E	191	GLN
1	E	244	GLN
1	E	253	HIS
1	E	297	ASN
1	E	352	ASN
1	E	371	ASN
1	E	459	ASN
1	E	462	ASN
1	E	501	ASN

Continued on next page...

Continued from previous page...

Mol	Chain	Res	Type
1	E	514	ASN
1	E	521	GLN
1	E	584	ASN
1	E	589	HIS
1	E	598	ASN
1	F	173	HIS
1	F	191	GLN
1	F	244	GLN
1	F	253	HIS
1	F	297	ASN
1	F	352	ASN
1	F	371	ASN
1	F	459	ASN
1	F	462	ASN
1	F	501	ASN
1	F	514	ASN
1	F	521	GLN
1	F	584	ASN
1	F	589	HIS
1	F	598	ASN
1	G	173	HIS
1	G	191	GLN
1	G	244	GLN
1	G	253	HIS
1	G	297	ASN
1	G	352	ASN
1	G	371	ASN
1	G	397	GLN
1	G	459	ASN
1	G	462	ASN
1	G	514	ASN
1	G	521	GLN
1	G	569	ASN
1	G	584	ASN
1	G	589	HIS
1	G	598	ASN
1	H	173	HIS
1	H	191	GLN
1	H	244	GLN
1	H	253	HIS
1	H	297	ASN
1	H	352	ASN

Continued on next page...

Continued from previous page...

Mol	Chain	Res	Type
1	H	371	ASN
1	H	459	ASN
1	H	462	ASN
1	H	501	ASN
1	H	514	ASN
1	H	521	GLN
1	H	584	ASN
1	H	589	HIS
1	H	598	ASN
1	I	173	HIS
1	I	191	GLN
1	I	244	GLN
1	I	253	HIS
1	I	297	ASN
1	I	352	ASN
1	I	371	ASN
1	I	378	GLN
1	I	459	ASN
1	I	462	ASN
1	I	514	ASN
1	I	521	GLN
1	I	584	ASN
1	I	589	HIS
1	I	598	ASN
1	J	173	HIS
1	J	191	GLN
1	J	244	GLN
1	J	253	HIS
1	J	297	ASN
1	J	352	ASN
1	J	371	ASN
1	J	378	GLN
1	J	397	GLN
1	J	459	ASN
1	J	462	ASN
1	J	514	ASN
1	J	521	GLN
1	J	569	ASN
1	J	584	ASN
1	J	589	HIS
1	J	598	ASN
1	K	173	HIS

Continued on next page...

Continued from previous page...

Mol	Chain	Res	Type
1	K	191	GLN
1	K	244	GLN
1	K	253	HIS
1	K	297	ASN
1	K	352	ASN
1	K	371	ASN
1	K	459	ASN
1	K	462	ASN
1	K	514	ASN
1	K	521	GLN
1	K	569	ASN
1	K	584	ASN
1	K	589	HIS
1	K	598	ASN
1	L	173	HIS
1	L	191	GLN
1	L	244	GLN
1	L	253	HIS
1	L	297	ASN
1	L	352	ASN
1	L	371	ASN
1	L	459	ASN
1	L	462	ASN
1	L	501	ASN
1	L	514	ASN
1	L	521	GLN
1	L	584	ASN
1	L	589	HIS
1	L	598	ASN
1	M	173	HIS
1	M	191	GLN
1	M	244	GLN
1	M	253	HIS
1	M	297	ASN
1	M	352	ASN
1	M	371	ASN
1	M	378	GLN
1	M	459	ASN
1	M	462	ASN
1	M	514	ASN
1	M	521	GLN
1	M	584	ASN

Continued on next page...

Continued from previous page...

Mol	Chain	Res	Type
1	M	589	HIS
1	M	598	ASN
1	N	173	HIS
1	N	191	GLN
1	N	244	GLN
1	N	253	HIS
1	N	297	ASN
1	N	352	ASN
1	N	371	ASN
1	N	378	GLN
1	N	459	ASN
1	N	462	ASN
1	N	501	ASN
1	N	514	ASN
1	N	521	GLN
1	N	569	ASN
1	N	584	ASN
1	N	589	HIS
1	N	598	ASN
1	O	173	HIS
1	O	191	GLN
1	O	244	GLN
1	O	253	HIS
1	O	297	ASN
1	O	352	ASN
1	O	371	ASN
1	O	459	ASN
1	O	462	ASN
1	O	514	ASN
1	O	521	GLN
1	O	569	ASN
1	O	584	ASN
1	O	589	HIS
1	O	598	ASN
1	P	173	HIS
1	P	191	GLN
1	P	244	GLN
1	P	253	HIS
1	P	297	ASN
1	P	352	ASN
1	P	371	ASN
1	P	459	ASN

Continued on next page...

Continued from previous page...

Mol	Chain	Res	Type
1	P	462	ASN
1	P	501	ASN
1	P	514	ASN
1	P	521	GLN
1	P	584	ASN
1	P	589	HIS
1	P	598	ASN
1	Q	173	HIS
1	Q	191	GLN
1	Q	244	GLN
1	Q	253	HIS
1	Q	297	ASN
1	Q	352	ASN
1	Q	371	ASN
1	Q	378	GLN
1	Q	459	ASN
1	Q	462	ASN
1	Q	501	ASN
1	Q	514	ASN
1	Q	521	GLN
1	Q	584	ASN
1	Q	589	HIS
1	Q	598	ASN
1	R	173	HIS
1	R	191	GLN
1	R	244	GLN
1	R	253	HIS
1	R	297	ASN
1	R	352	ASN
1	R	371	ASN
1	R	378	GLN
1	R	459	ASN
1	R	462	ASN
1	R	501	ASN
1	R	514	ASN
1	R	521	GLN
1	R	569	ASN
1	R	584	ASN
1	R	589	HIS
1	R	598	ASN
1	S	173	HIS
1	S	191	GLN

Continued on next page...

Continued from previous page...

Mol	Chain	Res	Type
1	S	244	GLN
1	S	253	HIS
1	S	297	ASN
1	S	352	ASN
1	S	371	ASN
1	S	378	GLN
1	S	459	ASN
1	S	462	ASN
1	S	501	ASN
1	S	514	ASN
1	S	521	GLN
1	S	569	ASN
1	S	584	ASN
1	S	589	HIS
1	S	598	ASN
1	T	173	HIS
1	T	191	GLN
1	T	244	GLN
1	T	253	HIS
1	T	297	ASN
1	T	352	ASN
1	T	371	ASN
1	T	459	ASN
1	T	462	ASN
1	T	514	ASN
1	T	521	GLN
1	T	584	ASN
1	T	589	HIS
1	T	598	ASN

5.3.3 RNA ⓘ

There are no RNA molecules in this entry.

5.4 Non-standard residues in protein, DNA, RNA chains ⓘ

There are no non-standard protein/DNA/RNA residues in this entry.

5.5 Carbohydrates ⓘ

There are no monosaccharides in this entry.

5.6 Ligand geometry [i](#)

There are no ligands in this entry.

5.7 Other polymers [i](#)

There are no such residues in this entry.

5.8 Polymer linkage issues [i](#)

The following chains have linkage breaks:

Mol	Chain	Number of breaks
1	A	1
1	B	1
1	C	1
1	D	1
1	E	1
1	F	1
1	G	1
1	H	1
1	I	1
1	J	1
1	K	1
1	L	1
1	M	1
1	N	1
1	O	1
1	P	1
1	Q	1
1	R	1
1	S	1
1	T	1

All chain breaks are listed below:

Model	Chain	Residue-1	Atom-1	Residue-2	Atom-2	Distance (Å)
1	A	330:SER	C	331:MET	N	3.54
1	B	330:SER	C	331:MET	N	3.54
1	C	330:SER	C	331:MET	N	3.54
1	D	330:SER	C	331:MET	N	3.54
1	E	330:SER	C	331:MET	N	3.54
1	F	330:SER	C	331:MET	N	3.54

Continued on next page...

Continued from previous page...

Model	Chain	Residue-1	Atom-1	Residue-2	Atom-2	Distance (Å)
1	G	330:SER	C	331:MET	N	3.54
1	H	330:SER	C	331:MET	N	3.54
1	I	330:SER	C	331:MET	N	3.54
1	J	330:SER	C	331:MET	N	3.54
1	K	330:SER	C	331:MET	N	3.54
1	L	330:SER	C	331:MET	N	3.54
1	M	330:SER	C	331:MET	N	3.54
1	N	330:SER	C	331:MET	N	3.54
1	O	330:SER	C	331:MET	N	3.54
1	P	330:SER	C	331:MET	N	3.54
1	Q	330:SER	C	331:MET	N	3.54
1	R	330:SER	C	331:MET	N	3.54
1	S	330:SER	C	331:MET	N	3.54
1	T	330:SER	C	331:MET	N	3.54

6 Fit of model and data

6.1 Protein, DNA and RNA chains

In the following table, the column labelled ‘#RSRZ> 2’ contains the number (and percentage) of RSRZ outliers, followed by percent RSRZ outliers for the chain as percentile scores relative to all X-ray entries and entries of similar resolution. The OWAB column contains the minimum, median, 95th percentile and maximum values of the occupancy-weighted average B-factor per residue. The column labelled ‘Q< 0.9’ lists the number of (and percentage) of residues with an average occupancy less than 0.9.

Mol	Chain	Analysed	<RSRZ>	#RSRZ>2	OWAB(Å ²)	Q<0.9
1	A	502/545 (92%)	0.79	66 (13%) 3 7	95, 95, 95, 95	0
1	B	502/545 (92%)	1.01	85 (16%) 1 4	95, 95, 95, 95	0
1	C	502/545 (92%)	0.90	82 (16%) 1 4	95, 95, 95, 95	0
1	D	502/545 (92%)	0.73	67 (13%) 3 7	95, 95, 95, 95	0
1	E	502/545 (92%)	0.90	90 (17%) 1 4	95, 95, 95, 95	0
1	F	502/545 (92%)	0.62	50 (9%) 7 10	95, 95, 95, 95	0
1	G	502/545 (92%)	0.96	83 (16%) 1 4	95, 95, 95, 95	0
1	H	502/545 (92%)	0.57	46 (9%) 9 11	95, 95, 95, 95	0
1	I	502/545 (92%)	0.68	53 (10%) 6 9	95, 95, 95, 95	0
1	J	502/545 (92%)	0.70	53 (10%) 6 9	95, 95, 95, 95	0
1	K	502/545 (92%)	0.64	51 (10%) 6 10	95, 95, 95, 95	0
1	L	502/545 (92%)	0.79	67 (13%) 3 7	95, 95, 95, 95	0
1	M	502/545 (92%)	0.73	65 (12%) 3 7	95, 95, 95, 95	0
1	N	502/545 (92%)	0.80	72 (14%) 2 6	95, 95, 95, 95	0
1	O	502/545 (92%)	0.54	47 (9%) 8 11	95, 95, 95, 95	0
1	P	502/545 (92%)	0.92	79 (15%) 2 5	95, 95, 95, 95	0
1	Q	502/545 (92%)	0.73	51 (10%) 6 10	95, 95, 95, 95	0
1	R	502/545 (92%)	1.10	103 (20%) 1 3	95, 95, 95, 95	0
1	S	502/545 (92%)	1.02	88 (17%) 1 4	95, 95, 95, 95	0
1	T	502/545 (92%)	0.72	50 (9%) 7 10	95, 95, 95, 95	0
All	All	10040/10900 (92%)	0.79	1348 (13%) 3 6	95, 95, 95, 95	0

All (1348) RSRZ outliers are listed below:

Mol	Chain	Res	Type	RSRZ
1	G	491	THR	9.3
1	G	498	GLU	9.0
1	F	406	GLY	8.2
1	T	298	PRO	8.0
1	G	404	GLY	8.0
1	L	522	THR	7.7
1	G	492	VAL	7.7
1	G	428	LYS	7.5
1	A	242	PRO	7.2
1	F	637	GLY	7.2
1	R	521	GLN	7.2
1	L	395	ILE	7.1
1	D	637	GLY	6.9
1	S	403	LEU	6.9
1	L	523	SER	6.9
1	A	415	GLY	6.8
1	C	421	PRO	6.7
1	G	427	SER	6.7
1	S	491	THR	6.6
1	R	397	GLN	6.6
1	R	522	THR	6.5
1	L	396	SER	6.4
1	M	639	LEU	6.4
1	N	400	GLY	6.4
1	G	640	GLU	6.3
1	A	402	LYS	6.3
1	E	414	PRO	6.1
1	O	187	ILE	6.0
1	S	354	TYR	6.0
1	B	552	VAL	5.9
1	S	637	GLY	5.9
1	G	639	LEU	5.8
1	G	499	PRO	5.8
1	H	528	ALA	5.8
1	M	635	ASN	5.7
1	N	637	GLY	5.7
1	N	254	VAL	5.7
1	A	401	GLU	5.7
1	T	635	ASN	5.7
1	T	297	ASN	5.7
1	C	190	LYS	5.6
1	G	493	GLU	5.6
1	S	346	SER	5.6

Continued on next page...

Continued from previous page...

Mol	Chain	Res	Type	RSRZ
1	T	633	VAL	5.6
1	N	404	GLY	5.5
1	B	459	ASN	5.5
1	P	464	LYS	5.5
1	A	194	GLY	5.5
1	S	498	GLU	5.4
1	E	637	GLY	5.4
1	D	431	PRO	5.4
1	M	638	LYS	5.3
1	M	620	ASP	5.3
1	M	611	ILE	5.3
1	O	427	SER	5.3
1	B	242	PRO	5.3
1	I	255	LEU	5.3
1	B	541	GLY	5.3
1	R	541	GLY	5.2
1	L	394	THR	5.2
1	N	399	GLY	5.2
1	E	638	LYS	5.2
1	Q	637	GLY	5.2
1	S	627	GLY	5.2
1	R	545	ASP	5.2
1	E	385	THR	5.2
1	P	463	PHE	5.1
1	G	497	LEU	5.1
1	C	191	GLN	5.1
1	K	517	ASN	5.1
1	L	397	GLN	5.1
1	K	242	PRO	5.1
1	G	405	ILE	5.1
1	F	404	GLY	5.0
1	H	385	THR	5.0
1	S	625	SER	5.0
1	A	406	GLY	5.0
1	B	404	GLY	5.0
1	G	613	ASP	5.0
1	M	302	ASP	5.0
1	R	242	PRO	5.0
1	T	387	ARG	5.0
1	F	394	THR	5.0
1	N	518	ARG	5.0
1	L	637	GLY	4.9

Continued on next page...

Continued from previous page...

Mol	Chain	Res	Type	RSRZ
1	P	536	GLY	4.9
1	N	255	LEU	4.9
1	B	551	SER	4.9
1	E	571	VAL	4.9
1	O	161	SER	4.9
1	Q	360	ASP	4.9
1	M	634	SER	4.9
1	M	640	GLU	4.9
1	P	346	SER	4.9
1	T	388	PHE	4.9
1	Q	638	LYS	4.8
1	B	637	GLY	4.8
1	P	434	ASP	4.8
1	R	581	ASP	4.8
1	R	571	VAL	4.8
1	A	403	LEU	4.8
1	S	356	THR	4.8
1	M	619	PHE	4.8
1	C	242	PRO	4.8
1	K	516	VAL	4.8
1	R	297	ASN	4.7
1	M	621	ILE	4.7
1	I	386	PRO	4.7
1	D	427	SER	4.7
1	N	253	HIS	4.7
1	B	365	PRO	4.7
1	R	539	ALA	4.7
1	S	404	GLY	4.7
1	N	403	LEU	4.7
1	H	434	ASP	4.7
1	L	255	LEU	4.7
1	O	244	GLN	4.7
1	A	404	GLY	4.7
1	Q	316	PRO	4.6
1	G	233	ALA	4.6
1	O	404	GLY	4.6
1	B	406	GLY	4.6
1	P	459	ASN	4.6
1	R	540	ILE	4.6
1	S	396	SER	4.6
1	L	521	GLN	4.6
1	L	483	ASN	4.6

Continued on next page...

Continued from previous page...

Mol	Chain	Res	Type	RSRZ
1	I	233	ALA	4.6
1	N	453	SER	4.6
1	T	634	SER	4.6
1	N	429	LEU	4.5
1	Q	171	SER	4.5
1	C	422	ASP	4.5
1	S	626	ASP	4.5
1	D	518	ARG	4.5
1	G	297	ASN	4.5
1	H	469	CYS	4.5
1	S	540	ILE	4.5
1	C	598	ASN	4.5
1	S	402	LYS	4.5
1	P	242	PRO	4.5
1	L	270	ASP	4.5
1	N	522	THR	4.5
1	C	528	ALA	4.4
1	P	444	ASP	4.4
1	S	355	TRP	4.4
1	P	449	ARG	4.4
1	D	432	ALA	4.4
1	G	387	ARG	4.4
1	R	523	SER	4.4
1	C	433	GLY	4.4
1	L	524	ASP	4.4
1	B	460	ASN	4.4
1	T	299	TYR	4.4
1	A	414	PRO	4.4
1	E	416	ILE	4.4
1	S	493	GLU	4.4
1	E	415	GLY	4.4
1	C	432	ALA	4.4
1	M	633	VAL	4.4
1	N	497	LEU	4.4
1	S	406	GLY	4.4
1	T	636	ILE	4.4
1	O	243	VAL	4.3
1	B	396	SER	4.3
1	F	242	PRO	4.3
1	T	242	PRO	4.3
1	E	499	PRO	4.3
1	F	194	GLY	4.3

Continued on next page...

Continued from previous page...

Mol	Chain	Res	Type	RSRZ
1	P	446	THR	4.3
1	A	427	SER	4.3
1	T	390	PRO	4.3
1	B	639	LEU	4.3
1	O	255	LEU	4.3
1	I	415	GLY	4.3
1	L	329	GLY	4.3
1	T	398	LYS	4.2
1	M	632	GLY	4.2
1	B	644	SER	4.2
1	H	470	GLY	4.2
1	G	641	PHE	4.2
1	S	643	LEU	4.2
1	B	364	ARG	4.2
1	R	520	VAL	4.2
1	S	571	VAL	4.2
1	A	517	ASN	4.2
1	S	492	VAL	4.2
1	S	641	PHE	4.2
1	K	414	PRO	4.2
1	B	638	LYS	4.2
1	I	333	THR	4.2
1	C	434	ASP	4.2
1	J	448	PRO	4.2
1	I	306	SER	4.2
1	R	396	SER	4.2
1	T	550	ILE	4.2
1	E	639	LEU	4.2
1	S	345	SER	4.2
1	H	233	ALA	4.2
1	R	580	ILE	4.2
1	C	541	GLY	4.2
1	L	269	PRO	4.2
1	M	242	PRO	4.2
1	D	638	LYS	4.2
1	E	444	ASP	4.2
1	P	531	GLY	4.1
1	B	232	ALA	4.1
1	N	521	GLN	4.1
1	I	242	PRO	4.1
1	M	644	SER	4.1
1	N	519	ASP	4.1

Continued on next page...

Continued from previous page...

Mol	Chain	Res	Type	RSRZ
1	T	637	GLY	4.1
1	G	381	ALA	4.1
1	C	402	LYS	4.1
1	D	430	THR	4.1
1	B	253	HIS	4.1
1	R	224	SER	4.1
1	E	194	GLY	4.0
1	R	574	GLY	4.0
1	L	299	TYR	4.0
1	L	484	THR	4.0
1	M	645	ALA	4.0
1	R	225	GLY	4.0
1	K	519	ASP	4.0
1	E	413	VAL	4.0
1	O	242	PRO	4.0
1	S	388	PHE	4.0
1	H	529	LEU	4.0
1	M	342	ILE	4.0
1	H	242	PRO	4.0
1	M	657	LEU	4.0
1	N	509	ALA	4.0
1	D	242	PRO	4.0
1	B	641	PHE	4.0
1	Q	361	PHE	4.0
1	H	386	PRO	4.0
1	O	405	ILE	4.0
1	R	538	GLU	4.0
1	J	662	ARG	4.0
1	B	366	PHE	4.0
1	G	429	LEU	4.0
1	M	631	VAL	3.9
1	M	613	ASP	3.9
1	P	643	LEU	3.9
1	S	401	GLU	3.9
1	A	206	LYS	3.9
1	P	433	GLY	3.9
1	I	232	ALA	3.9
1	B	243	VAL	3.9
1	E	636	ILE	3.9
1	G	370	ALA	3.9
1	J	194	GLY	3.9
1	S	347	SER	3.9

Continued on next page...

Continued from previous page...

Mol	Chain	Res	Type	RSRZ
1	D	255	LEU	3.9
1	L	453	SER	3.9
1	J	242	PRO	3.9
1	G	232	ALA	3.8
1	T	632	GLY	3.8
1	N	454	ALA	3.8
1	N	636	ILE	3.8
1	N	633	VAL	3.8
1	A	416	ILE	3.8
1	R	494	GLY	3.8
1	B	454	ALA	3.8
1	R	496	ASN	3.8
1	K	552	VAL	3.8
1	S	367	VAL	3.8
1	K	598	ASN	3.8
1	D	477	GLY	3.8
1	A	241	ASP	3.8
1	K	491	THR	3.8
1	T	386	PRO	3.8
1	I	517	ASN	3.8
1	E	635	ASN	3.8
1	B	438	THR	3.8
1	O	163	ASP	3.8
1	R	476	TRP	3.8
1	N	397	GLN	3.8
1	L	271	LEU	3.7
1	R	226	VAL	3.7
1	G	396	SER	3.7
1	P	448	PRO	3.7
1	Q	636	ILE	3.7
1	A	400	GLY	3.7
1	D	528	ALA	3.7
1	F	395	ILE	3.7
1	S	349	TRP	3.7
1	N	523	SER	3.6
1	S	644	SER	3.6
1	D	529	LEU	3.6
1	P	404	GLY	3.6
1	E	579	SER	3.6
1	K	404	GLY	3.6
1	O	164	SER	3.6
1	H	436	ALA	3.6

Continued on next page...

Continued from previous page...

Mol	Chain	Res	Type	RSRZ
1	P	574	GLY	3.6
1	D	232	ALA	3.6
1	J	479	LYS	3.6
1	N	496	ASN	3.6
1	E	643	LEU	3.6
1	P	347	SER	3.6
1	E	387	ARG	3.6
1	M	615	ASN	3.6
1	R	615	ASN	3.6
1	N	398	LYS	3.6
1	O	492	VAL	3.6
1	Q	298	PRO	3.6
1	B	359	THR	3.6
1	L	408	ALA	3.6
1	B	536	GLY	3.6
1	L	330	SER	3.6
1	Q	297	ASN	3.5
1	C	334	HIS	3.5
1	M	637	GLY	3.5
1	E	490	ALA	3.5
1	L	406	GLY	3.5
1	G	406	GLY	3.5
1	C	333	THR	3.5
1	G	550	ILE	3.5
1	H	255	LEU	3.5
1	E	388	PHE	3.5
1	B	394	THR	3.5
1	C	607	ALA	3.5
1	L	485	ALA	3.5
1	D	616	GLY	3.5
1	F	636	ILE	3.5
1	I	395	ILE	3.5
1	G	490	ALA	3.5
1	H	435	TYR	3.5
1	P	455	ASN	3.5
1	I	581	ASP	3.5
1	M	386	PRO	3.5
1	A	399	GLY	3.5
1	I	297	ASN	3.5
1	S	351	GLY	3.5
1	R	519	ASP	3.5
1	T	385	THR	3.5

Continued on next page...

Continued from previous page...

Mol	Chain	Res	Type	RSRZ
1	A	541	GLY	3.5
1	E	174	THR	3.4
1	D	511	PHE	3.4
1	D	361	PHE	3.4
1	H	541	GLY	3.4
1	T	541	GLY	3.4
1	S	499	PRO	3.4
1	Q	621	ILE	3.4
1	P	354	TYR	3.4
1	E	580	ILE	3.4
1	C	543	ASP	3.4
1	J	330	SER	3.4
1	B	542	ALA	3.4
1	R	547	VAL	3.4
1	N	405	ILE	3.4
1	D	551	SER	3.4
1	Q	329	GLY	3.4
1	B	395	ILE	3.4
1	A	542	ALA	3.4
1	N	233	ALA	3.4
1	D	495	ASN	3.4
1	O	494	GLY	3.4
1	K	553	LEU	3.4
1	K	461	THR	3.4
1	L	661	ILE	3.4
1	R	493	GLU	3.4
1	C	546	LYS	3.4
1	E	173	HIS	3.4
1	S	398	LYS	3.4
1	H	188	LEU	3.4
1	L	242	PRO	3.4
1	O	493	GLU	3.4
1	N	401	GLU	3.4
1	P	469	CYS	3.4
1	L	253	HIS	3.4
1	P	450	GLU	3.4
1	D	470	GLY	3.4
1	G	369	GLN	3.4
1	G	382	GLY	3.3
1	I	254	VAL	3.3
1	I	404	GLY	3.3
1	L	393	VAL	3.3

Continued on next page...

Continued from previous page...

Mol	Chain	Res	Type	RSRZ
1	P	537	GLU	3.3
1	P	641	PHE	3.3
1	B	511	PHE	3.3
1	Q	346	SER	3.3
1	K	415	GLY	3.3
1	I	258	ALA	3.3
1	N	492	VAL	3.3
1	P	461	THR	3.3
1	P	644	SER	3.3
1	E	498	GLU	3.3
1	E	572	LYS	3.3
1	E	642	PRO	3.3
1	O	340	ASP	3.3
1	E	427	SER	3.3
1	I	385	THR	3.3
1	G	450	GLU	3.3
1	M	617	SER	3.3
1	P	394	THR	3.3
1	E	576	VAL	3.3
1	M	636	ILE	3.3
1	R	582	VAL	3.3
1	R	444	ASP	3.3
1	D	636	ILE	3.3
1	R	471	ALA	3.3
1	G	298	PRO	3.3
1	N	430	THR	3.3
1	N	505	PRO	3.3
1	T	391	ILE	3.3
1	B	662	ARG	3.3
1	D	469	CYS	3.3
1	H	253	HIS	3.3
1	M	612	ILE	3.3
1	O	401	GLU	3.3
1	E	349	TRP	3.3
1	O	428	LYS	3.3
1	E	312	VAL	3.3
1	Q	238	PRO	3.3
1	M	494	GLY	3.3
1	R	537	GLU	3.3
1	B	402	LYS	3.3
1	D	428	LYS	3.3
1	O	166	TRP	3.2

Continued on next page...

Continued from previous page...

Mol	Chain	Res	Type	RSRZ
1	E	346	SER	3.2
1	Q	273	SER	3.2
1	F	271	LEU	3.2
1	N	476	TRP	3.2
1	I	326	LYS	3.2
1	C	517	ASN	3.2
1	D	233	ALA	3.2
1	A	243	VAL	3.2
1	K	492	VAL	3.2
1	C	423	THR	3.2
1	K	450	GLU	3.2
1	L	409	THR	3.2
1	I	414	PRO	3.2
1	N	498	GLU	3.2
1	S	348	LEU	3.2
1	B	633	VAL	3.2
1	P	406	GLY	3.2
1	A	398	LYS	3.2
1	D	484	THR	3.2
1	K	446	THR	3.2
1	B	636	ILE	3.2
1	G	264	VAL	3.2
1	S	255	LEU	3.2
1	C	187	ILE	3.2
1	F	407	ILE	3.2
1	O	406	GLY	3.2
1	R	536	GLY	3.2
1	O	426	PRO	3.2
1	D	313	GLU	3.2
1	N	394	THR	3.2
1	G	173	HIS	3.2
1	S	242	PRO	3.2
1	P	462	ASN	3.2
1	S	405	ILE	3.2
1	P	454	ALA	3.2
1	A	635	ASN	3.2
1	I	229	GLY	3.2
1	D	485	ALA	3.2
1	A	484	THR	3.2
1	K	518	ARG	3.2
1	Q	226	VAL	3.2
1	B	643	LEU	3.2

Continued on next page...

Continued from previous page...

Mol	Chain	Res	Type	RSRZ
1	M	341	LEU	3.2
1	H	542	ALA	3.2
1	L	298	PRO	3.2
1	G	500	SER	3.1
1	H	527	LEU	3.1
1	L	551	SER	3.1
1	P	308	CYS	3.1
1	O	165	GLU	3.1
1	P	255	LEU	3.1
1	Q	195	PRO	3.1
1	E	538	GLU	3.1
1	I	299	TYR	3.1
1	E	491	THR	3.1
1	I	394	THR	3.1
1	J	255	LEU	3.1
1	D	645	ALA	3.1
1	P	452	ASP	3.1
1	M	662	ARG	3.1
1	B	241	ASP	3.1
1	P	396	SER	3.1
1	D	402	LYS	3.1
1	B	522	THR	3.1
1	I	327	PRO	3.1
1	B	346	SER	3.1
1	M	646	SER	3.1
1	M	387	ARG	3.1
1	F	577	ILE	3.1
1	K	297	ASN	3.1
1	O	421	PRO	3.1
1	P	534	GLY	3.1
1	A	166	TRP	3.1
1	K	554	PRO	3.1
1	T	503	ILE	3.1
1	B	381	ALA	3.1
1	N	506	THR	3.1
1	O	232	ALA	3.1
1	J	382	GLY	3.1
1	S	632	GLY	3.1
1	B	660	ASN	3.1
1	S	373	HIS	3.1
1	C	662	ARG	3.1
1	G	299	TYR	3.1

Continued on next page...

Continued from previous page...

Mol	Chain	Res	Type	RSRZ
1	K	449	ARG	3.0
1	O	342	ILE	3.0
1	S	531	GLY	3.0
1	C	401	GLU	3.0
1	M	226	VAL	3.0
1	C	386	PRO	3.0
1	S	642	PRO	3.0
1	M	225	GLY	3.0
1	A	408	ALA	3.0
1	C	661	ILE	3.0
1	H	582	VAL	3.0
1	C	651	GLN	3.0
1	E	581	ASP	3.0
1	L	410	ASP	3.0
1	R	454	ALA	3.0
1	R	485	ALA	3.0
1	N	520	VAL	3.0
1	N	395	ILE	3.0
1	C	245	SER	3.0
1	K	448	PRO	3.0
1	K	452	ASP	3.0
1	C	394	THR	3.0
1	B	233	ALA	3.0
1	T	658	ALA	3.0
1	P	453	SER	3.0
1	E	161	SER	3.0
1	H	330	SER	3.0
1	N	462	ASN	3.0
1	C	244	GLN	3.0
1	G	385	THR	3.0
1	C	600	LEU	3.0
1	B	634	SER	3.0
1	R	649	GLY	3.0
1	N	639	LEU	3.0
1	A	422	ASP	3.0
1	N	452	ASP	3.0
1	R	475	ALA	3.0
1	H	629	SER	3.0
1	M	228	GLY	3.0
1	N	406	GLY	3.0
1	S	497	LEU	3.0
1	G	389	ARG	2.9

Continued on next page...

Continued from previous page...

Mol	Chain	Res	Type	RSRZ
1	D	617	SER	2.9
1	E	343	PRO	2.9
1	E	242	PRO	2.9
1	R	385	THR	2.9
1	P	342	ILE	2.9
1	N	491	THR	2.9
1	F	639	LEU	2.9
1	C	406	GLY	2.9
1	N	514	ASN	2.9
1	S	353	ARG	2.9
1	J	522	THR	2.9
1	Q	314	THR	2.9
1	S	358	ILE	2.9
1	P	485	ALA	2.9
1	E	253	HIS	2.9
1	A	511	PHE	2.9
1	H	433	GLY	2.9
1	C	416	ILE	2.9
1	C	540	ILE	2.9
1	Q	173	HIS	2.9
1	G	301	ASN	2.9
1	J	195	PRO	2.9
1	P	297	ASN	2.9
1	T	549	ARG	2.9
1	G	254	VAL	2.9
1	S	422	ASP	2.9
1	N	517	ASN	2.9
1	J	253	HIS	2.9
1	A	195	PRO	2.9
1	F	195	PRO	2.9
1	Q	542	ALA	2.9
1	T	631	VAL	2.9
1	H	621	ILE	2.9
1	J	377	ASN	2.9
1	P	395	ILE	2.9
1	E	634	SER	2.9
1	O	386	PRO	2.9
1	G	219	PHE	2.9
1	H	299	TYR	2.9
1	G	242	PRO	2.9
1	J	390	PRO	2.9
1	I	528	ALA	2.9

Continued on next page...

Continued from previous page...

Mol	Chain	Res	Type	RSRZ
1	L	638	LYS	2.9
1	S	551	SER	2.9
1	B	343	PRO	2.9
1	R	298	PRO	2.9
1	L	365	PRO	2.9
1	J	299	TYR	2.9
1	J	621	ILE	2.9
1	G	386	PRO	2.9
1	G	638	LYS	2.9
1	P	458	VAL	2.9
1	P	465	SER	2.9
1	B	161	SER	2.8
1	H	241	ASP	2.8
1	P	402	LYS	2.8
1	P	533	THR	2.8
1	P	345	SER	2.8
1	R	453	SER	2.8
1	M	338	PRO	2.8
1	S	530	LEU	2.8
1	L	662	ARG	2.8
1	S	638	LYS	2.8
1	F	446	THR	2.8
1	F	255	LEU	2.8
1	G	390	PRO	2.8
1	G	541	GLY	2.8
1	G	540	ILE	2.8
1	M	409	THR	2.8
1	P	529	LEU	2.8
1	R	544	ARG	2.8
1	P	576	VAL	2.8
1	R	542	ALA	2.8
1	T	403	LEU	2.8
1	Q	566	PHE	2.8
1	P	349	TRP	2.8
1	S	350	ILE	2.8
1	F	191	GLN	2.8
1	L	482	SER	2.8
1	B	553	LEU	2.8
1	Q	330	SER	2.8
1	R	662	ARG	2.8
1	T	267	THR	2.8
1	I	334	HIS	2.8

Continued on next page...

Continued from previous page...

Mol	Chain	Res	Type	RSRZ
1	J	301	ASN	2.8
1	N	524	ASP	2.8
1	S	581	ASP	2.8
1	S	624	ASP	2.8
1	B	484	THR	2.8
1	B	557	GLY	2.8
1	R	382	GLY	2.8
1	N	635	ASN	2.8
1	E	254	VAL	2.8
1	K	662	ARG	2.8
1	J	298	PRO	2.8
1	H	254	VAL	2.8
1	J	620	ASP	2.8
1	R	227	PHE	2.8
1	R	495	ASN	2.8
1	E	384	SER	2.8
1	T	392	THR	2.8
1	O	434	ASP	2.8
1	L	477	GLY	2.8
1	E	570	THR	2.8
1	J	577	ILE	2.8
1	R	194	GLY	2.8
1	E	644	SER	2.8
1	J	661	ILE	2.8
1	K	581	ASP	2.8
1	L	297	ASN	2.8
1	K	470	GLY	2.8
1	E	484	THR	2.8
1	I	228	GLY	2.8
1	D	161	SER	2.7
1	P	348	LEU	2.7
1	R	477	GLY	2.7
1	S	330	SER	2.7
1	A	540	ILE	2.7
1	B	635	ASN	2.7
1	N	455	ASN	2.7
1	S	635	ASN	2.7
1	A	161	SER	2.7
1	D	530	LEU	2.7
1	J	452	ASP	2.7
1	H	232	ALA	2.7
1	P	432	ALA	2.7

Continued on next page...

Continued from previous page...

Mol	Chain	Res	Type	RSRZ
1	B	523	SER	2.7
1	C	527	LEU	2.7
1	E	299	TYR	2.7
1	R	634	SER	2.7
1	B	550	ILE	2.7
1	C	470	GLY	2.7
1	G	314	THR	2.7
1	K	493	GLU	2.7
1	P	355	TRP	2.7
1	L	450	GLU	2.7
1	T	246	THR	2.7
1	G	542	ALA	2.7
1	P	445	ILE	2.7
1	F	635	ASN	2.7
1	E	574	GLY	2.7
1	L	214	SER	2.7
1	S	324	LEU	2.7
1	O	266	PHE	2.7
1	K	399	GLY	2.7
1	R	394	THR	2.7
1	S	254	VAL	2.7
1	D	433	GLY	2.7
1	I	194	GLY	2.7
1	F	311	THR	2.7
1	L	474	ARG	2.7
1	R	484	THR	2.7
1	D	386	PRO	2.7
1	K	299	TYR	2.7
1	K	443	THR	2.7
1	R	517	ASN	2.7
1	M	610	ARG	2.7
1	A	407	ILE	2.7
1	A	255	LEU	2.7
1	C	287	LEU	2.7
1	E	442	GLY	2.7
1	D	401	GLU	2.7
1	E	283	ASP	2.7
1	M	453	SER	2.7
1	R	598	ASN	2.7
1	G	217	VAL	2.7
1	A	426	PRO	2.7
1	L	476	TRP	2.7

Continued on next page...

Continued from previous page...

Mol	Chain	Res	Type	RSRZ
1	K	444	ASP	2.7
1	P	340	ASP	2.7
1	E	240	VAL	2.7
1	E	342	ILE	2.7
1	J	631	VAL	2.7
1	K	520	VAL	2.7
1	C	519	ASP	2.7
1	L	254	VAL	2.7
1	J	450	GLU	2.7
1	R	245	SER	2.7
1	F	166	TRP	2.6
1	I	166	TRP	2.6
1	I	257	ASP	2.6
1	G	171	SER	2.6
1	G	266	PHE	2.6
1	S	572	LYS	2.6
1	C	420	TRP	2.6
1	C	522	THR	2.6
1	S	400	GLY	2.6
1	D	512	GLN	2.6
1	D	639	LEU	2.6
1	O	162	VAL	2.6
1	O	217	VAL	2.6
1	J	300	ALA	2.6
1	Q	541	GLY	2.6
1	H	540	ILE	2.6
1	Q	198	ASN	2.6
1	A	245	SER	2.6
1	I	330	SER	2.6
1	K	515	HIS	2.6
1	S	382	GLY	2.6
1	F	662	ARG	2.6
1	G	289	ILE	2.6
1	P	442	GLY	2.6
1	J	254	VAL	2.6
1	M	161	SER	2.6
1	K	422	ASP	2.6
1	G	313	GLU	2.6
1	S	399	GLY	2.6
1	R	579	SER	2.6
1	S	640	GLU	2.6
1	E	233	ALA	2.6

Continued on next page...

Continued from previous page...

Mol	Chain	Res	Type	RSRZ
1	E	640	GLU	2.6
1	R	518	ARG	2.6
1	J	297	ASN	2.6
1	R	255	LEU	2.6
1	T	346	SER	2.6
1	C	365	PRO	2.6
1	F	576	VAL	2.6
1	D	429	LEU	2.6
1	R	410	ASP	2.6
1	G	267	THR	2.6
1	M	609	TYR	2.6
1	R	412	ILE	2.6
1	S	570	THR	2.6
1	B	269	PRO	2.6
1	C	404	GLY	2.6
1	M	622	GLY	2.6
1	R	660	ASN	2.6
1	J	513	ASP	2.6
1	D	237	PRO	2.6
1	O	402	LYS	2.6
1	A	518	ARG	2.6
1	C	554	PRO	2.6
1	A	519	ASP	2.6
1	C	243	VAL	2.6
1	D	254	VAL	2.6
1	K	551	SER	2.6
1	Q	315	LYS	2.6
1	N	483	ASN	2.6
1	R	248	MET	2.6
1	B	549	ARG	2.6
1	H	611	ILE	2.6
1	H	624	ASP	2.6
1	N	428	LYS	2.6
1	H	298	PRO	2.6
1	B	345	SER	2.6
1	C	192	ALA	2.6
1	T	253	HIS	2.6
1	K	298	PRO	2.6
1	K	599	TYR	2.6
1	R	543	ASP	2.6
1	E	660	ASN	2.6
1	Q	169	PHE	2.6

Continued on next page...

Continued from previous page...

Mol	Chain	Res	Type	RSRZ
1	B	190	LYS	2.6
1	C	266	PHE	2.6
1	N	515	HIS	2.6
1	L	213	GLY	2.6
1	M	330	SER	2.6
1	T	287	LEU	2.6
1	T	248	MET	2.5
1	C	643	LEU	2.5
1	F	329	GLY	2.5
1	N	427	SER	2.5
1	B	264	VAL	2.5
1	L	552	VAL	2.5
1	Q	166	TRP	2.5
1	R	549	ARG	2.5
1	K	582	VAL	2.5
1	R	576	VAL	2.5
1	B	289	ILE	2.5
1	E	485	ALA	2.5
1	K	241	ASP	2.5
1	O	299	TYR	2.5
1	T	657	LEU	2.5
1	G	615	ASN	2.5
1	N	504	ASN	2.5
1	R	635	ASN	2.5
1	B	189	PHE	2.5
1	F	174	THR	2.5
1	K	529	LEU	2.5
1	C	469	CYS	2.5
1	J	166	TRP	2.5
1	K	498	GLU	2.5
1	A	327	PRO	2.5
1	F	484	THR	2.5
1	M	614	ALA	2.5
1	P	298	PRO	2.5
1	E	191	GLN	2.5
1	T	378	GLN	2.5
1	B	617	SER	2.5
1	M	658	ALA	2.5
1	G	518	ARG	2.5
1	L	434	ASP	2.5
1	M	301	ASN	2.5
1	Q	492	VAL	2.5

Continued on next page...

Continued from previous page...

Mol	Chain	Res	Type	RSRZ
1	S	344	LYS	2.5
1	J	431	PRO	2.5
1	A	516	VAL	2.5
1	I	387	ARG	2.5
1	F	574	GLY	2.5
1	S	541	GLY	2.5
1	B	505	PRO	2.5
1	P	494	GLY	2.5
1	C	471	ALA	2.5
1	S	645	ALA	2.5
1	K	413	VAL	2.5
1	Q	362	VAL	2.5
1	A	361	PHE	2.5
1	M	641	PHE	2.5
1	D	519	ASP	2.5
1	O	245	SER	2.5
1	A	394	THR	2.5
1	C	542	ALA	2.5
1	A	167	GLU	2.5
1	F	405	ILE	2.5
1	M	343	PRO	2.5
1	N	513	ASP	2.5
1	P	341	LEU	2.5
1	R	617	SER	2.5
1	E	522	THR	2.5
1	L	475	ALA	2.5
1	C	273	SER	2.5
1	R	273	SER	2.5
1	E	311	THR	2.5
1	K	255	LEU	2.5
1	B	661	ILE	2.5
1	A	435	TYR	2.5
1	I	231	LEU	2.5
1	M	450	GLU	2.5
1	S	308	CYS	2.5
1	Q	347	SER	2.5
1	Q	404	GLY	2.5
1	I	253	HIS	2.5
1	A	428	LYS	2.5
1	G	643	LEU	2.5
1	R	338	PRO	2.5
1	B	268	ILE	2.5

Continued on next page...

Continued from previous page...

Mol	Chain	Res	Type	RSRZ
1	C	523	SER	2.5
1	G	216	ASP	2.5
1	R	235	VAL	2.5
1	R	241	ASP	2.5
1	E	462	ASN	2.5
1	J	406	GLY	2.5
1	L	392	THR	2.5
1	E	661	ILE	2.4
1	F	485	ALA	2.4
1	I	307	GLY	2.4
1	T	268	ILE	2.4
1	Q	575	TYR	2.4
1	G	614	ALA	2.4
1	P	403	LEU	2.4
1	D	613	ASP	2.4
1	J	636	ILE	2.4
1	K	254	VAL	2.4
1	N	232	ALA	2.4
1	S	628	PHE	2.4
1	G	220	SER	2.4
1	M	501	ASN	2.4
1	Q	540	ILE	2.4
1	G	454	ALA	2.4
1	E	298	PRO	2.4
1	H	471	ALA	2.4
1	M	340	ASP	2.4
1	S	232	ALA	2.4
1	S	494	GLY	2.4
1	C	462	ASN	2.4
1	D	550	ILE	2.4
1	L	215	ILE	2.4
1	A	634	SER	2.4
1	G	235	VAL	2.4
1	M	661	ILE	2.4
1	O	611	ILE	2.4
1	D	635	ASN	2.4
1	G	414	PRO	2.4
1	O	316	PRO	2.4
1	B	360	ASP	2.4
1	B	188	LEU	2.4
1	T	249	LEU	2.4
1	O	637	GLY	2.4

Continued on next page...

Continued from previous page...

Mol	Chain	Res	Type	RSRZ
1	C	366	PHE	2.4
1	S	360	ASP	2.4
1	F	408	ALA	2.4
1	E	338	PRO	2.4
1	F	661	ILE	2.4
1	H	619	PHE	2.4
1	M	562	ASN	2.4
1	J	488	THR	2.4
1	R	243	VAL	2.4
1	S	238	PRO	2.4
1	G	434	ASP	2.4
1	I	509	ALA	2.4
1	B	403	LEU	2.4
1	E	577	ILE	2.4
1	J	449	ARG	2.4
1	E	524	ASP	2.4
1	F	396	SER	2.4
1	I	551	SER	2.4
1	C	173	HIS	2.4
1	F	447	THR	2.4
1	Q	611	ILE	2.4
1	A	413	VAL	2.4
1	D	629	SER	2.4
1	E	418	ASP	2.4
1	I	560	GLY	2.4
1	M	560	GLY	2.4
1	A	421	PRO	2.4
1	C	529	LEU	2.4
1	E	641	PHE	2.4
1	Q	256	PHE	2.4
1	E	313	GLU	2.4
1	A	164	SER	2.4
1	E	345	SER	2.4
1	I	180	THR	2.4
1	O	385	THR	2.4
1	H	575	TYR	2.4
1	J	396	SER	2.4
1	F	517	ASN	2.4
1	H	289	ILE	2.4
1	P	267	THR	2.4
1	P	443	THR	2.4
1	R	659	SER	2.4

Continued on next page...

Continued from previous page...

Mol	Chain	Res	Type	RSRZ
1	D	483	ASN	2.4
1	T	417	PRO	2.4
1	I	360	ASP	2.3
1	Q	255	LEU	2.3
1	T	255	LEU	2.3
1	B	254	VAL	2.3
1	D	517	ASN	2.3
1	L	404	GLY	2.3
1	C	264	VAL	2.3
1	F	629	SER	2.3
1	M	427	SER	2.3
1	E	389	ARG	2.3
1	G	462	ASN	2.3
1	J	632	GLY	2.3
1	O	167	GLU	2.3
1	R	381	ALA	2.3
1	R	450	GLU	2.3
1	M	303	ALA	2.3
1	B	575	TYR	2.3
1	P	451	TYR	2.3
1	A	636	ILE	2.3
1	J	329	GLY	2.3
1	R	400	GLY	2.3
1	A	205	ALA	2.3
1	I	226	VAL	2.3
1	R	446	THR	2.3
1	S	357	ASP	2.3
1	B	642	PRO	2.3
1	K	447	THR	2.3
1	A	514	ASN	2.3
1	N	449	ARG	2.3
1	N	484	THR	2.3
1	S	188	LEU	2.3
1	T	266	PHE	2.3
1	A	417	PRO	2.3
1	F	273	SER	2.3
1	L	452	ASP	2.3
1	H	187	ILE	2.3
1	M	392	THR	2.3
1	S	522	THR	2.3
1	D	189	PHE	2.3
1	G	218	ARG	2.3

Continued on next page...

Continued from previous page...

Mol	Chain	Res	Type	RSRZ
1	L	237	PRO	2.3
1	M	434	ASP	2.3
1	N	421	PRO	2.3
1	S	549	ARG	2.3
1	J	397	GLN	2.3
1	N	450	GLU	2.3
1	B	220	SER	2.3
1	C	649	GLY	2.3
1	C	545	ASP	2.3
1	J	453	SER	2.3
1	M	266	PHE	2.3
1	N	444	ASP	2.3
1	N	448	PRO	2.3
1	D	493	GLU	2.3
1	G	255	LEU	2.3
1	I	176	VAL	2.3
1	I	510	VAL	2.3
1	K	402	LYS	2.3
1	P	487	ILE	2.3
1	P	524	ASP	2.3
1	S	427	SER	2.3
1	R	600	LEU	2.3
1	A	393	VAL	2.3
1	R	503	ILE	2.3
1	R	398	LYS	2.3
1	T	434	ASP	2.3
1	C	353	ARG	2.3
1	F	638	LYS	2.3
1	G	187	ILE	2.3
1	F	206	LYS	2.3
1	F	386	PRO	2.3
1	H	237	PRO	2.3
1	J	249	LEU	2.3
1	Q	225	GLY	2.3
1	I	191	GLN	2.3
1	T	404	GLY	2.3
1	Q	353	ARG	2.3
1	I	571	VAL	2.3
1	N	516	VAL	2.3
1	C	459	ASN	2.3
1	F	167	GLU	2.3
1	L	241	ASP	2.3

Continued on next page...

Continued from previous page...

Mol	Chain	Res	Type	RSRZ
1	J	454	ALA	2.3
1	B	464	LYS	2.3
1	L	659	SER	2.3
1	B	382	GLY	2.3
1	J	376	PHE	2.3
1	P	393	VAL	2.3
1	P	642	PRO	2.3
1	J	617	SER	2.2
1	K	232	ALA	2.2
1	L	366	PHE	2.2
1	M	167	GLU	2.2
1	M	174	THR	2.2
1	B	576	VAL	2.2
1	D	540	ILE	2.2
1	P	344	LYS	2.2
1	Q	622	GLY	2.2
1	G	517	ASN	2.2
1	N	495	ASN	2.2
1	N	662	ARG	2.2
1	P	572	LYS	2.2
1	G	551	SER	2.2
1	C	556	THR	2.2
1	A	396	SER	2.2
1	N	396	SER	2.2
1	C	288	VAL	2.2
1	S	555	GLU	2.2
1	A	534	GLY	2.2
1	C	396	SER	2.2
1	F	176	VAL	2.2
1	C	263	PRO	2.2
1	H	189	PHE	2.2
1	E	617	SER	2.2
1	P	399	GLY	2.2
1	R	616	GLY	2.2
1	C	338	PRO	2.2
1	N	512	GLN	2.2
1	S	386	PRO	2.2
1	B	632	GLY	2.2
1	I	633	VAL	2.2
1	K	629	SER	2.2
1	N	503	ILE	2.2
1	O	341	LEU	2.2

Continued on next page...

Continued from previous page...

Mol	Chain	Res	Type	RSRZ
1	Q	201	LEU	2.2
1	Q	639	LEU	2.2
1	R	501	ASN	2.2
1	T	161	SER	2.2
1	B	244	GLN	2.2
1	D	314	THR	2.2
1	C	332	LEU	2.2
1	O	298	PRO	2.2
1	D	434	ASP	2.2
1	J	611	ILE	2.2
1	C	189	PHE	2.2
1	H	368	PHE	2.2
1	R	455	ASN	2.2
1	S	496	ASN	2.2
1	C	642	PRO	2.2
1	P	426	PRO	2.2
1	P	447	THR	2.2
1	H	623	ILE	2.2
1	C	238	PRO	2.2
1	M	385	THR	2.2
1	A	307	GLY	2.2
1	R	470	GLY	2.2
1	C	346	SER	2.2
1	L	444	ASP	2.2
1	E	255	LEU	2.2
1	P	622	GLY	2.2
1	D	253	HIS	2.2
1	D	387	ARG	2.2
1	C	644	SER	2.2
1	F	173	HIS	2.2
1	F	444	ASP	2.2
1	I	504	ASN	2.2
1	R	554	PRO	2.2
1	S	387	ARG	2.2
1	N	510	VAL	2.2
1	E	219	PHE	2.2
1	N	242	PRO	2.2
1	S	415	GLY	2.2
1	P	405	ILE	2.2
1	A	448	PRO	2.2
1	E	386	PRO	2.2
1	O	297	ASN	2.2

Continued on next page...

Continued from previous page...

Mol	Chain	Res	Type	RSRZ
1	B	361	PHE	2.2
1	J	306	SER	2.2
1	R	408	ALA	2.2
1	D	415	GLY	2.2
1	C	460	ASN	2.2
1	E	363	ILE	2.2
1	E	412	ILE	2.2
1	G	395	ILE	2.2
1	L	495	ASN	2.2
1	M	296	ILE	2.2
1	Q	358	ILE	2.2
1	B	453	SER	2.2
1	G	617	SER	2.2
1	P	486	PHE	2.2
1	G	425	ILE	2.2
1	R	237	PRO	2.2
1	D	497	LEU	2.2
1	E	354	TYR	2.2
1	A	510	VAL	2.2
1	B	461	THR	2.2
1	E	217	VAL	2.2
1	P	522	THR	2.2
1	B	540	ILE	2.2
1	H	655	ILE	2.2
1	J	167	GLU	2.2
1	T	236	VAL	2.2
1	J	384	SER	2.2
1	P	661	ILE	2.2
1	T	563	HIS	2.2
1	Q	328	PRO	2.1
1	L	575	TYR	2.1
1	A	330	SER	2.1
1	B	219	PHE	2.1
1	A	344	LYS	2.1
1	B	344	LYS	2.1
1	E	232	ALA	2.1
1	R	296	ILE	2.1
1	D	271	LEU	2.1
1	D	496	ASN	2.1
1	F	470	GLY	2.1
1	R	553	LEU	2.1
1	L	327	PRO	2.1

Continued on next page...

Continued from previous page...

Mol	Chain	Res	Type	RSRZ
1	S	343	PRO	2.1
1	I	572	LYS	2.1
1	O	189	PHE	2.1
1	H	498	GLU	2.1
1	J	386	PRO	2.1
1	J	635	ASN	2.1
1	A	204	LEU	2.1
1	A	326	LYS	2.1
1	A	574	GLY	2.1
1	C	219	PHE	2.1
1	E	341	LEU	2.1
1	F	312	VAL	2.1
1	N	643	LEU	2.1
1	O	330	SER	2.1
1	F	237	PRO	2.1
1	N	431	PRO	2.1
1	C	166	TRP	2.1
1	H	268	ILE	2.1
1	Q	326	LYS	2.1
1	F	578	ARG	2.1
1	L	338	PRO	2.1
1	B	249	LEU	2.1
1	E	464	LYS	2.1
1	N	600	LEU	2.1
1	Q	456	GLU	2.1
1	E	523	SER	2.1
1	I	595	SER	2.1
1	L	478	ASP	2.1
1	A	271	LEU	2.1
1	A	554	PRO	2.1
1	K	381	ALA	2.1
1	M	643	LEU	2.1
1	S	636	ILE	2.1
1	H	517	ASN	2.1
1	I	190	LYS	2.1
1	L	174	THR	2.1
1	S	629	SER	2.1
1	A	244	GLN	2.1
1	R	607	ALA	2.1
1	T	644	SER	2.1
1	D	312	VAL	2.1
1	G	582	VAL	2.1

Continued on next page...

Continued from previous page...

Mol	Chain	Res	Type	RSRZ
1	C	431	PRO	2.1
1	D	241	ASP	2.1
1	E	226	VAL	2.1
1	L	232	ALA	2.1
1	T	551	SER	2.1
1	G	371	ASN	2.1
1	E	281	ASP	2.1
1	P	519	ASP	2.1
1	L	454	ALA	2.1
1	L	576	VAL	2.1
1	O	254	VAL	2.1
1	P	243	VAL	2.1
1	D	330	SER	2.1
1	B	358	ILE	2.1
1	O	621	ILE	2.1
1	P	468	ILE	2.1
1	K	243	VAL	2.1
1	C	369	GLN	2.1
1	E	497	LEU	2.1
1	E	573	LEU	2.1
1	Q	551	SER	2.1
1	R	497	LEU	2.1
1	T	643	LEU	2.1
1	F	393	VAL	2.1
1	O	194	GLY	2.1
1	R	434	ASP	2.1
1	G	353	ARG	2.1
1	R	380	THR	2.1
1	E	220	SER	2.1
1	G	361	PHE	2.1
1	I	227	PHE	2.1
1	J	487	ILE	2.1
1	J	625	SER	2.1
1	R	445	ILE	2.1
1	D	552	VAL	2.1
1	L	574	GLY	2.1
1	S	233	ALA	2.1
1	N	268	ILE	2.1
1	B	349	TRP	2.1
1	G	167	GLU	2.1
1	K	550	ILE	2.1
1	A	536	GLY	2.1

Continued on next page...

Continued from previous page...

Mol	Chain	Res	Type	RSRZ
1	C	555	GLU	2.1
1	L	193	LEU	2.1
1	M	454	ALA	2.1
1	R	640	GLU	2.1
1	S	489	THR	2.1
1	F	175	SER	2.1
1	G	403	LEU	2.1
1	J	273	SER	2.1
1	Q	296	ILE	2.1
1	R	233	ALA	2.1
1	R	368	PHE	2.1
1	D	531	GLY	2.1
1	S	327	PRO	2.1
1	D	235	VAL	2.0
1	D	360	ASP	2.0
1	R	524	ASP	2.0
1	B	191	GLN	2.0
1	C	645	ALA	2.0
1	G	642	PRO	2.0
1	I	471	ALA	2.0
1	T	191	GLN	2.0
1	F	299	TYR	2.0
1	Q	167	GLU	2.0
1	S	189	PHE	2.0
1	E	395	ILE	2.0
1	G	494	GLY	2.0
1	T	526	THR	2.0
1	H	266	PHE	2.0
1	B	640	GLU	2.0
1	I	292	TYR	2.0
1	Q	537	GLU	2.0
1	G	662	ARG	2.0
1	C	415	GLY	2.0
1	C	521	GLN	2.0
1	G	237	PRO	2.0
1	M	630	PHE	2.0
1	S	417	PRO	2.0
1	H	240	VAL	2.0
1	K	403	LEU	2.0
1	S	325	LEU	2.0
1	L	464	LYS	2.0
1	R	163	ASP	2.0

Continued on next page...

Continued from previous page...

Mol	Chain	Res	Type	RSRZ
1	R	246	THR	2.0
1	R	575	TYR	2.0
1	O	176	VAL	2.0
1	G	637	GLY	2.0
1	Q	565	ILE	2.0
1	E	241	ASP	2.0
1	J	478	ASP	2.0
1	B	463	PHE	2.0
1	C	611	ILE	2.0
1	F	448	PRO	2.0
1	G	459	ASN	2.0
1	H	267	THR	2.0
1	M	267	THR	2.0
1	N	632	GLY	2.0
1	O	231	LEU	2.0
1	E	163	ASP	2.0
1	E	453	SER	2.0
1	J	633	VAL	2.0
1	P	224	SER	2.0
1	R	254	VAL	2.0
1	D	289	ILE	2.0
1	I	167	GLU	2.0
1	L	511	PHE	2.0
1	T	215	ILE	2.0
1	B	645	ALA	2.0
1	R	236	VAL	2.0
1	S	311	THR	2.0
1	I	241	ASP	2.0
1	N	416	ILE	2.0
1	R	283	ASP	2.0
1	E	355	TRP	2.0
1	D	329	GLY	2.0
1	A	395	ILE	2.0
1	D	219	PHE	2.0
1	R	395	ILE	2.0
1	B	433	GLY	2.0
1	C	405	ILE	2.0
1	C	641	PHE	2.0
1	E	445	ILE	2.0
1	K	511	PHE	2.0
1	P	174	THR	2.0
1	Q	246	THR	2.0

Continued on next page...

Continued from previous page...

Mol	Chain	Res	Type	RSRZ
1	F	193	LEU	2.0
1	Q	567	TYR	2.0
1	T	477	GLY	2.0

6.2 Non-standard residues in protein, DNA, RNA chains [i](#)

There are no non-standard protein/DNA/RNA residues in this entry.

6.3 Carbohydrates [i](#)

There are no monosaccharides in this entry.

6.4 Ligands [i](#)

There are no ligands in this entry.

6.5 Other polymers [i](#)

There are no such residues in this entry.