



## Full wwPDB EM Validation Report ⓘ

Oct 28, 2024 – 02:49 am GMT

PDB ID : 7PAR  
EMDB ID : EMD-13281  
Title : 70S ribosome with EF-G, ap/P- and pe/E-site tRNAs in Mycoplasma pneumoniae cells  
Authors : Xue, L.; Lenz, S.; Rappsilber, J.; Mahamid, J.  
Deposited on : 2021-07-30  
Resolution : 8.20 Å (reported)  
Based on initial models : 4V7C, 4V7D, 7OOD, 7OOC

This is a Full wwPDB EM Validation Report for a publicly released PDB entry.

We welcome your comments at [validation@mail.wwpdb.org](mailto:validation@mail.wwpdb.org)

A user guide is available at

<https://www.wwpdb.org/validation/2017/EMValidationReportHelp>  
with specific help available everywhere you see the ⓘ symbol.

The types of validation reports are described at

<http://www.wwpdb.org/validation/2017/FAQs#types>.

---

The following versions of software and data (see [references ⓘ](#)) were used in the production of this report:

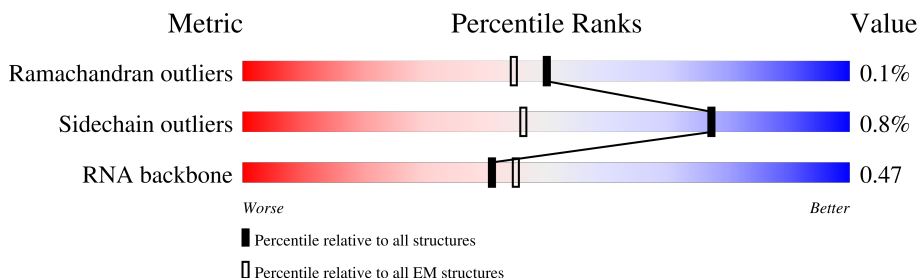
EMDB validation analysis : 0.0.1.dev113  
MolProbity : 4.02b-467  
Percentile statistics : 20231227.v01 (using entries in the PDB archive December 27th 2023)  
MapQ : 1.9.13  
Ideal geometry (proteins) : Engh & Huber (2001)  
Ideal geometry (DNA, RNA) : Parkinson et al. (1996)  
Validation Pipeline (wwPDB-VP) : 2.39

# 1 Overall quality at a glance

The following experimental techniques were used to determine the structure:  
*ELECTRON MICROSCOPY*

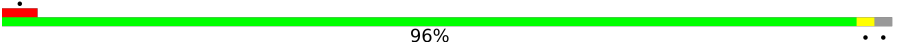
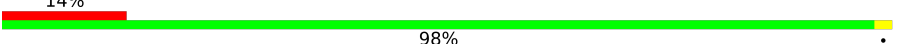
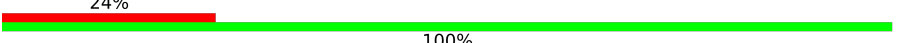





The reported resolution of this entry is 8.20 Å.

Percentile scores (ranging between 0-100) for global validation metrics of the entry are shown in the following graphic. The table shows the number of entries on which the scores are based.



| Metric                | Whole archive<br>(#Entries) | EM structures<br>(#Entries) |
|-----------------------|-----------------------------|-----------------------------|
| Ramachandran outliers | 207382                      | 16835                       |
| Sidechain outliers    | 206894                      | 16415                       |
| RNA backbone          | 6643                        | 2191                        |

The table below summarises the geometric issues observed across the polymeric chains and their fit to the map. The red, orange, yellow and green segments of the bar indicate the fraction of residues that contain outliers for  $\geq 3$ , 2, 1 and 0 types of geometric quality criteria respectively. A grey segment represents the fraction of residues that are not modelled. The numeric value for each fraction is indicated below the corresponding segment, with a dot representing fractions  $\leq 5\%$ . The upper red bar (where present) indicates the fraction of residues that have poor fit to the EM map (all-atom inclusion  $< 40\%$ ). The numeric value is given above the bar.

| Mol | Chain | Length | Quality of chain   |
|-----|-------|--------|--|
| 1   | 0     | 48     |  |
| 2   | 1     | 59     |  |
| 3   | 2     | 37     |  |
| 4   | 9     | 688    |  |
| 5   | A     | 294    |  |
| 6   | B     | 273    |  |
| 7   | C     | 205    |  |
| 8   | D     | 219    |  |

Continued on next page...

Continued from previous page...

| Mol | Chain | Length | Quality of chain |
|-----|-------|--------|------------------|
| 9   | E     | 215    |                  |
| 10  | F     | 155    |                  |
| 11  | G     | 142    |                  |
| 12  | H     | 132    |                  |
| 13  | I     | 108    |                  |
| 14  | J     | 121    |                  |
| 15  | K     | 139    |                  |
| 16  | L     | 124    |                  |
| 17  | M     | 61     |                  |
| 18  | N     | 86     |                  |
| 19  | O     | 94     |                  |
| 20  | P     | 85     |                  |
| 21  | Q     | 104    |                  |
| 22  | R     | 87     |                  |
| 23  | S     | 87     |                  |
| 24  | T     | 60     |                  |
| 25  | W     | 122    |                  |
| 26  | a     | 287    |                  |
| 27  | b     | 287    |                  |
| 28  | c     | 212    |                  |
| 29  | d     | 180    |                  |
| 30  | e     | 184    |                  |
| 31  | f     | 149    |                  |
| 32  | g     | 161    |                  |
| 33  | h     | 137    |                  |

Continued on next page...

Continued from previous page...

| Mol | Chain | Length | Quality of chain |
|-----|-------|--------|------------------|
| 34  | i     | 146    |                  |
| 35  | j     | 122    |                  |
| 36  | k     | 151    |                  |
| 37  | l     | 139    |                  |
| 38  | m     | 124    |                  |
| 39  | n     | 116    |                  |
| 40  | o     | 119    |                  |
| 41  | p     | 127    |                  |
| 42  | q     | 100    |                  |
| 43  | r     | 159    |                  |
| 44  | s     | 237    |                  |
| 45  | t     | 111    |                  |
| 46  | u     | 104    |                  |
| 47  | v     | 65     |                  |
| 48  | w     | 111    |                  |
| 49  | x     | 97     |                  |
| 50  | y     | 57     |                  |
| 51  | z     | 53     |                  |
| 52  | 3     | 2907   |                  |
| 53  | 4     | 108    |                  |
| 54  | 5     | 1520   |                  |
| 55  | 7     | 76     |                  |
| 55  | 8     | 76     |                  |

## 2 Entry composition

There are 55 unique types of molecules in this entry. The entry contains 151980 atoms, of which 0 are hydrogens and 0 are deuteriums.

In the tables below, the AltConf column contains the number of residues with at least one atom in alternate conformation and the Trace column contains the number of residues modelled with at most 2 atoms.

- Molecule 1 is a protein called 50S ribosomal protein L34.

| Mol | Chain | Residues | Atoms |     |    |    |   | AltConf | Trace |
|-----|-------|----------|-------|-----|----|----|---|---------|-------|
| 1   | 0     | 47       | Total | C   | N  | O  | S | 0       | 0     |
|     |       |          | 380   | 236 | 81 | 61 | 2 |         |       |

- Molecule 2 is a protein called 50S ribosomal protein L35.

| Mol | Chain | Residues | Atoms |     |    |    |   | AltConf | Trace |
|-----|-------|----------|-------|-----|----|----|---|---------|-------|
| 2   | 1     | 59       | Total | C   | N  | O  | S | 0       | 0     |
|     |       |          | 477   | 300 | 99 | 77 | 1 |         |       |

- Molecule 3 is a protein called 50S ribosomal protein L36.

| Mol | Chain | Residues | Atoms |     |    |    |   | AltConf | Trace |
|-----|-------|----------|-------|-----|----|----|---|---------|-------|
| 3   | 2     | 37       | Total | C   | N  | O  | S | 0       | 0     |
|     |       |          | 304   | 189 | 65 | 46 | 4 |         |       |

- Molecule 4 is a protein called Elongation factor G.

| Mol | Chain | Residues | Atoms |      |     |      |    | AltConf | Trace |
|-----|-------|----------|-------|------|-----|------|----|---------|-------|
| 4   | 9     | 682      | Total | C    | N   | O    | S  | 0       | 0     |
|     |       |          | 5326  | 3369 | 911 | 1021 | 25 |         |       |

- Molecule 5 is a protein called 30S ribosomal protein S2.

| Mol | Chain | Residues | Atoms |      |     |     |   | AltConf | Trace |
|-----|-------|----------|-------|------|-----|-----|---|---------|-------|
| 5   | A     | 240      | Total | C    | N   | O   | S | 0       | 0     |
|     |       |          | 1921  | 1226 | 334 | 352 | 9 |         |       |

- Molecule 6 is a protein called 30S ribosomal protein S3.

| Mol | Chain | Residues | Atoms |      |     |     |   | AltConf | Trace |
|-----|-------|----------|-------|------|-----|-----|---|---------|-------|
| 6   | B     | 215      | Total | C    | N   | O   | S | 0       | 0     |
|     |       |          | 1698  | 1073 | 313 | 307 | 5 |         |       |

- Molecule 7 is a protein called 30S ribosomal protein S4.

| Mol | Chain | Residues | Atoms |      |     |     |   | AltConf | Trace |
|-----|-------|----------|-------|------|-----|-----|---|---------|-------|
| 7   | C     | 203      | Total | C    | N   | O   | S | 0       | 0     |
|     |       |          | 1660  | 1051 | 314 | 290 | 5 |         |       |

- Molecule 8 is a protein called 30S ribosomal protein S5.

| Mol | Chain | Residues | Atoms |     |     |     |   | AltConf | Trace |
|-----|-------|----------|-------|-----|-----|-----|---|---------|-------|
| 8   | D     | 153      | Total | C   | N   | O   | S | 0       | 0     |
|     |       |          | 1173  | 742 | 226 | 202 | 3 |         |       |

- Molecule 9 is a protein called 30S ribosomal protein S6.

| Mol | Chain | Residues | Atoms |     |     |     |   | AltConf | Trace |
|-----|-------|----------|-------|-----|-----|-----|---|---------|-------|
| 9   | E     | 167      | Total | C   | N   | O   | S | 0       | 0     |
|     |       |          | 1362  | 857 | 240 | 263 | 2 |         |       |

- Molecule 10 is a protein called 30S ribosomal protein S7.

| Mol | Chain | Residues | Atoms |     |     |     |   | AltConf | Trace |
|-----|-------|----------|-------|-----|-----|-----|---|---------|-------|
| 10  | F     | 154      | Total | C   | N   | O   | S | 0       | 0     |
|     |       |          | 1246  | 785 | 239 | 216 | 6 |         |       |

- Molecule 11 is a protein called 30S ribosomal protein S8.

| Mol | Chain | Residues | Atoms |     |     |     |   | AltConf | Trace |
|-----|-------|----------|-------|-----|-----|-----|---|---------|-------|
| 11  | G     | 141      | Total | C   | N   | O   | S | 0       | 0     |
|     |       |          | 1110  | 723 | 193 | 192 | 2 |         |       |

- Molecule 12 is a protein called 30S ribosomal protein S9.

| Mol | Chain | Residues | Atoms |     |     |     |   | AltConf | Trace |
|-----|-------|----------|-------|-----|-----|-----|---|---------|-------|
| 12  | H     | 128      | Total | C   | N   | O   | S | 0       | 0     |
|     |       |          | 1028  | 655 | 191 | 181 | 1 |         |       |

- Molecule 13 is a protein called 30S ribosomal protein S10.

| Mol | Chain | Residues | Atoms |     |     |     |   | AltConf | Trace |
|-----|-------|----------|-------|-----|-----|-----|---|---------|-------|
| 13  | I     | 101      | Total | C   | N   | O   | S | 0       | 0     |
|     |       |          | 809   | 523 | 142 | 143 | 1 |         |       |

- Molecule 14 is a protein called 30S ribosomal protein S11.

| Mol | Chain | Residues | Atoms |     |     |     |   | AltConf | Trace |
|-----|-------|----------|-------|-----|-----|-----|---|---------|-------|
| 14  | J     | 114      | Total | C   | N   | O   | S | 0       | 0     |
|     |       |          | 829   | 514 | 153 | 156 | 6 |         |       |

- Molecule 15 is a protein called 30S ribosomal protein S12.

| Mol | Chain | Residues | Atoms |     |     |     |   | AltConf | Trace |
|-----|-------|----------|-------|-----|-----|-----|---|---------|-------|
| 15  | K     | 136      | Total | C   | N   | O   | S | 0       | 0     |
|     |       |          | 1076  | 680 | 213 | 181 | 2 |         |       |

- Molecule 16 is a protein called 30S ribosomal protein S13.

| Mol | Chain | Residues | Atoms |     |     |     |   | AltConf | Trace |
|-----|-------|----------|-------|-----|-----|-----|---|---------|-------|
| 16  | L     | 118      | Total | C   | N   | O   | S | 0       | 0     |
|     |       |          | 951   | 594 | 191 | 166 |   |         |       |

- Molecule 17 is a protein called 30S ribosomal protein S14 type Z.

| Mol | Chain | Residues | Atoms |     |    |    |   | AltConf | Trace |
|-----|-------|----------|-------|-----|----|----|---|---------|-------|
| 17  | M     | 60       | Total | C   | N  | O  | S | 0       | 0     |
|     |       |          | 474   | 302 | 96 | 72 | 4 |         |       |

- Molecule 18 is a protein called 30S ribosomal protein S15.

| Mol | Chain | Residues | Atoms |     |     |     |   | AltConf | Trace |
|-----|-------|----------|-------|-----|-----|-----|---|---------|-------|
| 18  | N     | 83       | Total | C   | N   | O   | S | 0       | 0     |
|     |       |          | 673   | 428 | 125 | 120 |   |         |       |

- Molecule 19 is a protein called 30S ribosomal protein S16.

| Mol | Chain | Residues | Atoms |     |     |     |   | AltConf | Trace |
|-----|-------|----------|-------|-----|-----|-----|---|---------|-------|
| 19  | O     | 80       | Total | C   | N   | O   | S | 0       | 0     |
|     |       |          | 646   | 414 | 119 | 111 | 2 |         |       |

- Molecule 20 is a protein called 30S ribosomal protein S17.

| Mol | Chain | Residues | Atoms |     |     |     |   | AltConf | Trace |
|-----|-------|----------|-------|-----|-----|-----|---|---------|-------|
| 20  | P     | 83       | Total | C   | N   | O   | S | 0       | 0     |
|     |       |          | 675   | 425 | 135 | 115 |   |         |       |

- Molecule 21 is a protein called 30S ribosomal protein S18.

| Mol | Chain | Residues | Atoms |     |     |    |   | AltConf | Trace |
|-----|-------|----------|-------|-----|-----|----|---|---------|-------|
| 21  | Q     | 65       | Total | C   | N   | O  | S | 0       | 0     |
|     |       |          | 535   | 342 | 103 | 86 | 4 |         |       |

- Molecule 22 is a protein called 30S ribosomal protein S19.

| Mol | Chain | Residues | Atoms |     |     |     |   | AltConf | Trace |
|-----|-------|----------|-------|-----|-----|-----|---|---------|-------|
| 22  | R     | 84       | Total | C   | N   | O   | S | 0       | 0     |
|     |       |          | 682   | 435 | 127 | 118 | 2 |         |       |

- Molecule 23 is a protein called 30S ribosomal protein S20.

| Mol | Chain | Residues | Atoms |     |     |     |  | AltConf | Trace |
|-----|-------|----------|-------|-----|-----|-----|--|---------|-------|
| 23  | S     | 77       | Total | C   | N   | O   |  | 0       | 0     |
|     |       |          | 629   | 383 | 135 | 111 |  |         |       |

- Molecule 24 is a protein called 30S ribosomal protein S21.

| Mol | Chain | Residues | Atoms |     |     |    |   | AltConf | Trace |
|-----|-------|----------|-------|-----|-----|----|---|---------|-------|
| 24  | T     | 53       | Total | C   | N   | O  | S | 0       | 0     |
|     |       |          | 471   | 295 | 103 | 72 | 1 |         |       |

- Molecule 25 is a protein called 50S ribosomal protein L7/L12.

| Mol | Chain | Residues | Atoms |     |    |     |   | AltConf | Trace |
|-----|-------|----------|-------|-----|----|-----|---|---------|-------|
| 25  | W     | 69       | Total | C   | N  | O   | S | 0       | 0     |
|     |       |          | 534   | 342 | 87 | 103 | 2 |         |       |

- Molecule 26 is a protein called 50S ribosomal protein L2.

| Mol | Chain | Residues | Atoms |      |     |     |   | AltConf | Trace |
|-----|-------|----------|-------|------|-----|-----|---|---------|-------|
| 26  | a     | 285      | Total | C    | N   | O   | S | 0       | 0     |
|     |       |          | 2225  | 1385 | 437 | 397 | 6 |         |       |

- Molecule 27 is a protein called 50S ribosomal protein L3.

| Mol | Chain | Residues | Atoms |      |     |     |   | AltConf | Trace |
|-----|-------|----------|-------|------|-----|-----|---|---------|-------|
| 27  | b     | 229      | Total | C    | N   | O   | S | 0       | 0     |
|     |       |          | 1762  | 1119 | 318 | 318 | 7 |         |       |

- Molecule 28 is a protein called 50S ribosomal protein L4.



| Mol | Chain | Residues | Atoms |      |     |     |   | AltConf | Trace |
|-----|-------|----------|-------|------|-----|-----|---|---------|-------|
| 28  | c     | 210      | Total | C    | N   | O   | S | 0       | 0     |
|     |       |          | 1644  | 1047 | 297 | 297 | 3 |         |       |

- Molecule 29 is a protein called 50S ribosomal protein L5.

| Mol | Chain | Residues | Atoms |     |     |     |   | AltConf | Trace |
|-----|-------|----------|-------|-----|-----|-----|---|---------|-------|
| 29  | d     | 175      | Total | C   | N   | O   | S | 0       | 0     |
|     |       |          | 1388  | 893 | 245 | 246 | 4 |         |       |

- Molecule 30 is a protein called 50S ribosomal protein L6.

| Mol | Chain | Residues | Atoms |     |     |     |   | AltConf | Trace |
|-----|-------|----------|-------|-----|-----|-----|---|---------|-------|
| 30  | e     | 176      | Total | C   | N   | O   | S | 0       | 0     |
|     |       |          | 1396  | 899 | 247 | 250 |   |         |       |

- Molecule 31 is a protein called 50S ribosomal protein L9.

| Mol | Chain | Residues | Atoms |     |     |     |   | AltConf | Trace |
|-----|-------|----------|-------|-----|-----|-----|---|---------|-------|
| 31  | f     | 145      | Total | C   | N   | O   | S | 0       | 0     |
|     |       |          | 1160  | 746 | 204 | 207 | 3 |         |       |

- Molecule 32 is a protein called 50S ribosomal protein L10.

| Mol | Chain | Residues | Atoms |     |     |     |   | AltConf | Trace |
|-----|-------|----------|-------|-----|-----|-----|---|---------|-------|
| 32  | g     | 126      | Total | C   | N   | O   | S | 0       | 0     |
|     |       |          | 960   | 612 | 167 | 178 | 3 |         |       |

- Molecule 33 is a protein called 50S ribosomal protein L11.

| Mol | Chain | Residues | Atoms |     |     |     |   | AltConf | Trace |
|-----|-------|----------|-------|-----|-----|-----|---|---------|-------|
| 33  | h     | 128      | Total | C   | N   | O   | S | 0       | 0     |
|     |       |          | 959   | 616 | 160 | 177 | 6 |         |       |

- Molecule 34 is a protein called 50S ribosomal protein L13.

| Mol | Chain | Residues | Atoms |     |     |     |   | AltConf | Trace |
|-----|-------|----------|-------|-----|-----|-----|---|---------|-------|
| 34  | i     | 144      | Total | C   | N   | O   | S | 0       | 0     |
|     |       |          | 1164  | 737 | 213 | 209 | 5 |         |       |

- Molecule 35 is a protein called 50S ribosomal protein L14.

| Mol | Chain | Residues | Atoms |     |     |     |   | AltConf | Trace |
|-----|-------|----------|-------|-----|-----|-----|---|---------|-------|
| 35  | j     | 122      | Total | C   | N   | O   | S | 0       | 0     |
|     |       |          | 944   | 595 | 178 | 167 | 4 |         |       |

- Molecule 36 is a protein called 50S ribosomal protein L15.

| Mol | Chain | Residues | Atoms |     |     |     |  | AltConf | Trace |
|-----|-------|----------|-------|-----|-----|-----|--|---------|-------|
| 36  | k     | 148      | Total | C   | N   | O   |  | 0       | 0     |
|     |       |          | 1153  | 731 | 226 | 196 |  |         |       |

- Molecule 37 is a protein called 50S ribosomal protein L16.

| Mol | Chain | Residues | Atoms |     |     |     |   | AltConf | Trace |
|-----|-------|----------|-------|-----|-----|-----|---|---------|-------|
| 37  | l     | 136      | Total | C   | N   | O   | S | 0       | 0     |
|     |       |          | 1079  | 694 | 196 | 182 | 7 |         |       |

- Molecule 38 is a protein called 50S ribosomal protein L17.

| Mol | Chain | Residues | Atoms |     |     |     |   | AltConf | Trace |
|-----|-------|----------|-------|-----|-----|-----|---|---------|-------|
| 38  | m     | 119      | Total | C   | N   | O   | S | 0       | 0     |
|     |       |          | 958   | 609 | 175 | 171 | 3 |         |       |

- Molecule 39 is a protein called 50S ribosomal protein L18.

| Mol | Chain | Residues | Atoms |     |     |     |   | AltConf | Trace |
|-----|-------|----------|-------|-----|-----|-----|---|---------|-------|
| 39  | n     | 112      | Total | C   | N   | O   | S | 0       | 0     |
|     |       |          | 889   | 557 | 175 | 155 | 2 |         |       |

- Molecule 40 is a protein called 50S ribosomal protein L19.

| Mol | Chain | Residues | Atoms |     |     |     |   | AltConf | Trace |
|-----|-------|----------|-------|-----|-----|-----|---|---------|-------|
| 40  | o     | 115      | Total | C   | N   | O   | S | 0       | 0     |
|     |       |          | 938   | 592 | 180 | 165 | 1 |         |       |

- Molecule 41 is a protein called 50S ribosomal protein L20.

| Mol | Chain | Residues | Atoms |     |     |     |   | AltConf | Trace |
|-----|-------|----------|-------|-----|-----|-----|---|---------|-------|
| 41  | p     | 114      | Total | C   | N   | O   | S | 0       | 0     |
|     |       |          | 947   | 603 | 188 | 154 | 2 |         |       |

- Molecule 42 is a protein called 50S ribosomal protein L21.

| Mol | Chain | Residues | Atoms |     |     |     |   | AltConf | Trace |
|-----|-------|----------|-------|-----|-----|-----|---|---------|-------|
| 42  | q     | 99       | Total | C   | N   | O   | S | 0       | 0     |
|     |       |          | 811   | 525 | 148 | 134 | 4 |         |       |

- Molecule 43 is a protein called 50S ribosomal protein L22.

| Mol | Chain | Residues | Atoms |     |     |     |   | AltConf | Trace |
|-----|-------|----------|-------|-----|-----|-----|---|---------|-------|
| 43  | r     | 139      | Total | C   | N   | O   | S | 0       | 0     |
|     |       |          | 1068  | 663 | 207 | 191 | 7 |         |       |

- Molecule 44 is a protein called 50S ribosomal protein L23.

| Mol | Chain | Residues | Atoms |     |     |     |   | AltConf | Trace |
|-----|-------|----------|-------|-----|-----|-----|---|---------|-------|
| 44  | s     | 92       | Total | C   | N   | O   | S | 0       | 0     |
|     |       |          | 720   | 475 | 122 | 122 | 1 |         |       |

- Molecule 45 is a protein called 50S ribosomal protein L24.

| Mol | Chain | Residues | Atoms |     |     |     |   | AltConf | Trace |
|-----|-------|----------|-------|-----|-----|-----|---|---------|-------|
| 45  | t     | 111      | Total | C   | N   | O   | S | 0       | 0     |
|     |       |          | 872   | 550 | 166 | 153 | 3 |         |       |

- Molecule 46 is a protein called 50S ribosomal protein L27.

| Mol | Chain | Residues | Atoms |     |     |     |   | AltConf | Trace |
|-----|-------|----------|-------|-----|-----|-----|---|---------|-------|
| 46  | u     | 86       | Total | C   | N   | O   | S | 0       | 0     |
|     |       |          | 657   | 409 | 130 | 117 | 1 |         |       |

- Molecule 47 is a protein called 50S ribosomal protein L28.

| Mol | Chain | Residues | Atoms |     |     |    |   | AltConf | Trace |
|-----|-------|----------|-------|-----|-----|----|---|---------|-------|
| 47  | v     | 63       | Total | C   | N   | O  | S | 0       | 0     |
|     |       |          | 513   | 317 | 108 | 87 | 1 |         |       |

- Molecule 48 is a protein called 50S ribosomal protein L29.

| Mol | Chain | Residues | Atoms |     |     |     |  | AltConf | Trace |
|-----|-------|----------|-------|-----|-----|-----|--|---------|-------|
| 48  | w     | 100      | Total | C   | N   | O   |  | 0       | 0     |
|     |       |          | 818   | 517 | 153 | 148 |  |         |       |

- Molecule 49 is a protein called 50S ribosomal protein L31.

| Mol | Chain | Residues | Atoms |     |    |    |   | AltConf | Trace |
|-----|-------|----------|-------|-----|----|----|---|---------|-------|
| 49  | x     | 44       | Total | C   | N  | O  | S | 0       | 0     |
|     |       |          | 344   | 221 | 55 | 64 | 4 |         |       |

- Molecule 50 is a protein called 50S ribosomal protein L32.

| Mol | Chain | Residues | Atoms |     |    |    |   | AltConf | Trace |
|-----|-------|----------|-------|-----|----|----|---|---------|-------|
| 50  | y     | 56       | Total | C   | N  | O  | S | 0       | 0     |
|     |       |          | 452   | 274 | 98 | 75 | 5 |         |       |

- Molecule 51 is a protein called 50S ribosomal protein L33 1.

| Mol | Chain | Residues | Atoms |     |    |    |   | AltConf | Trace |
|-----|-------|----------|-------|-----|----|----|---|---------|-------|
| 51  | z     | 50       | Total | C   | N  | O  | S | 0       | 0     |
|     |       |          | 408   | 255 | 81 | 68 | 4 |         |       |

- Molecule 52 is a RNA chain called 23S ribosomal RNA.

| Mol | Chain | Residues | Atoms |       |       |       |      | AltConf | Trace |
|-----|-------|----------|-------|-------|-------|-------|------|---------|-------|
| 52  | 3     | 2878     | Total | C     | N     | O     | P    | 0       | 0     |
|     |       |          | 61664 | 27558 | 11236 | 19995 | 2875 |         |       |

- Molecule 53 is a RNA chain called 5S ribosomal RNA.

| Mol | Chain | Residues | Atoms |      |     |     |     | AltConf | Trace |
|-----|-------|----------|-------|------|-----|-----|-----|---------|-------|
| 53  | 4     | 105      | Total | C    | N   | O   | P   | 0       | 0     |
|     |       |          | 2239  | 1003 | 409 | 724 | 103 |         |       |

- Molecule 54 is a RNA chain called 16S ribosomal RNA.

| Mol | Chain | Residues | Atoms |       |      |       |      | AltConf | Trace |
|-----|-------|----------|-------|-------|------|-------|------|---------|-------|
| 54  | 5     | 1493     | Total | C     | N    | O     | P    | 0       | 0     |
|     |       |          | 31943 | 14279 | 5792 | 10382 | 1490 |         |       |

- Molecule 55 is a RNA chain called tRNA-Phe.

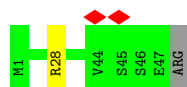
| Mol | Chain | Residues | Atoms |     |     |     |    | AltConf | Trace |
|-----|-------|----------|-------|-----|-----|-----|----|---------|-------|
| 55  | 7     | 76       | Total | C   | N   | O   | P  | 0       | 0     |
|     |       |          | 1618  | 723 | 289 | 531 | 75 |         |       |
| 55  | 8     | 76       | Total | C   | N   | O   | P  | 0       | 0     |
|     |       |          | 1618  | 723 | 289 | 531 | 75 |         |       |

### 3 Residue-property plots [i](#)

These plots are drawn for all protein, RNA, DNA and oligosaccharide chains in the entry. The first graphic for a chain summarises the proportions of the various outlier classes displayed in the second graphic. The second graphic shows the sequence view annotated by issues in geometry and atom inclusion in map density. Residues are color-coded according to the number of geometric quality criteria for which they contain at least one outlier: green = 0, yellow = 1, orange = 2 and red = 3 or more. A red diamond above a residue indicates a poor fit to the EM map for this residue (all-atom inclusion < 40%). Stretches of 2 or more consecutive residues without any outlier are shown as a green connector. Residues present in the sample, but not in the model, are shown in grey.

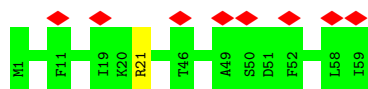
- Molecule 1: 50S ribosomal protein L34

Chain 0:  96%



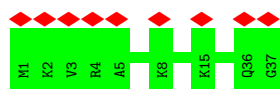
- Molecule 2: 50S ribosomal protein L35

Chain 1:  14% 98%



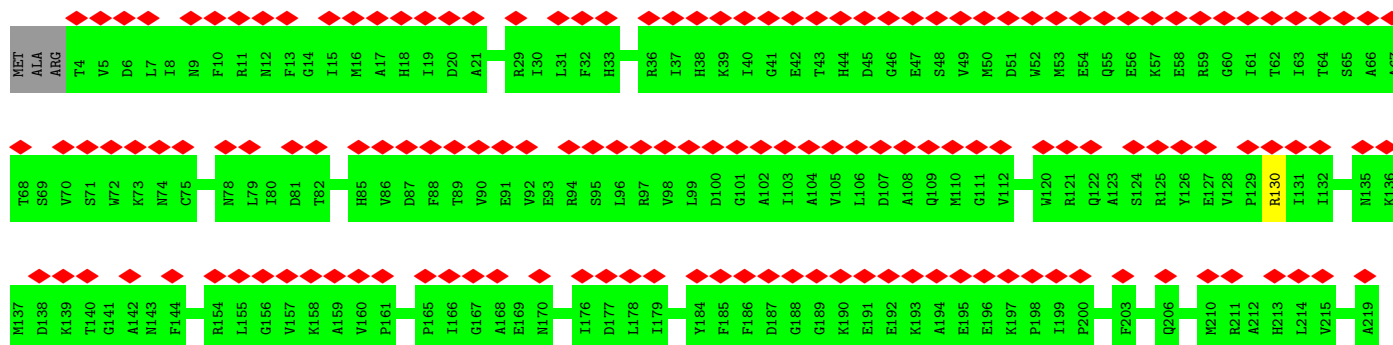
- Molecule 3: 50S ribosomal protein L36


Chain 2:  24% 100%



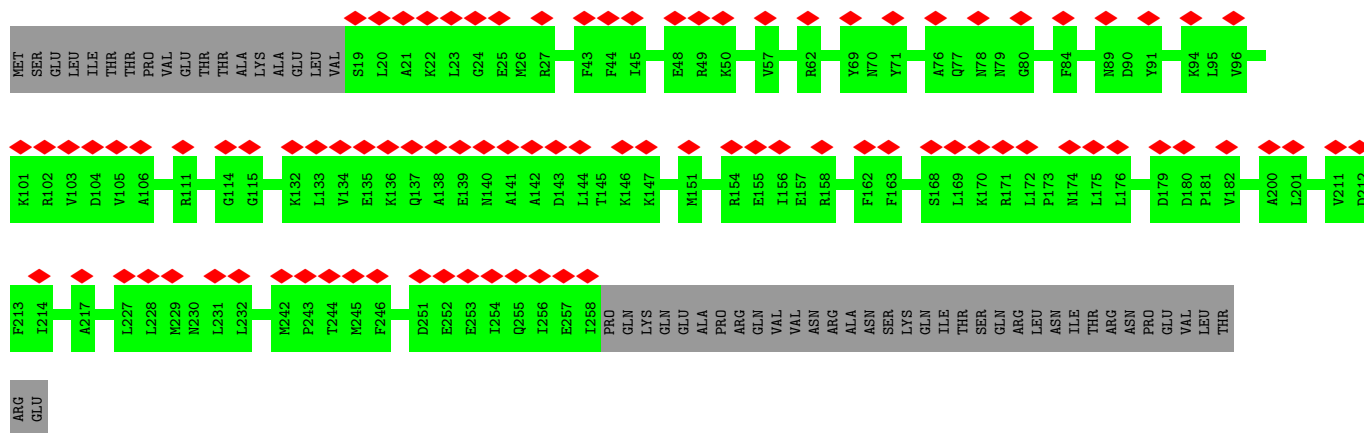
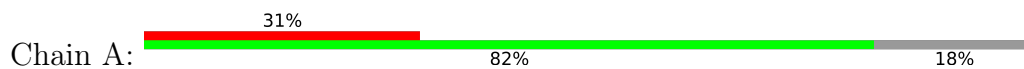
- Molecule 4: Elongation factor G

Chain 9:  67% 99%

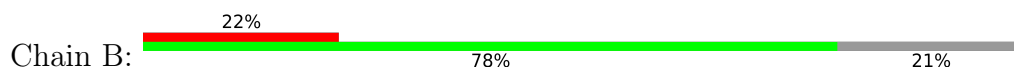


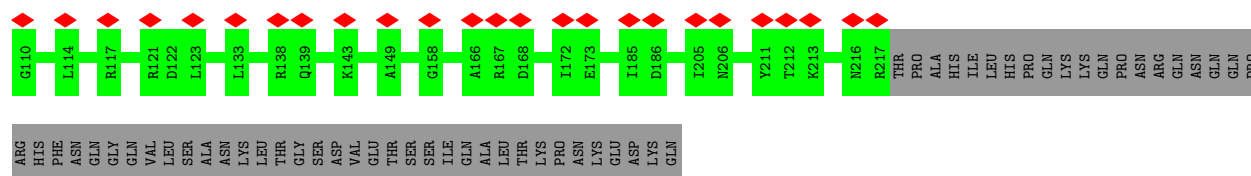


• Molecule 5: 30S ribosomal protein S2

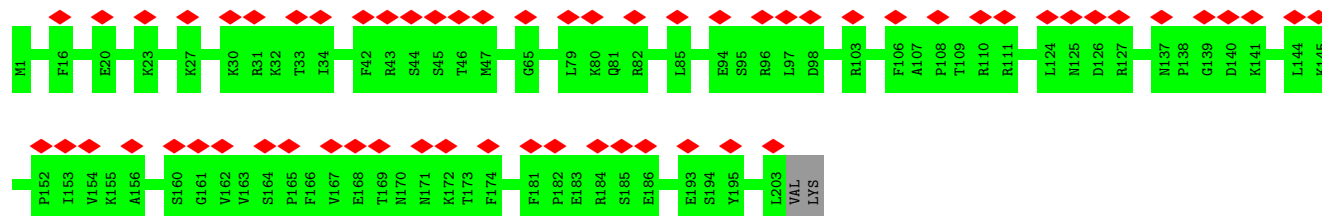


• Molecule 6: 30S ribosomal protein S3

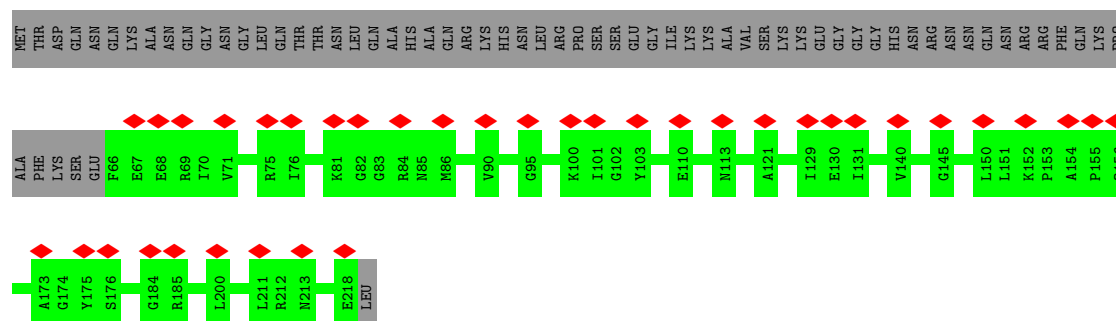




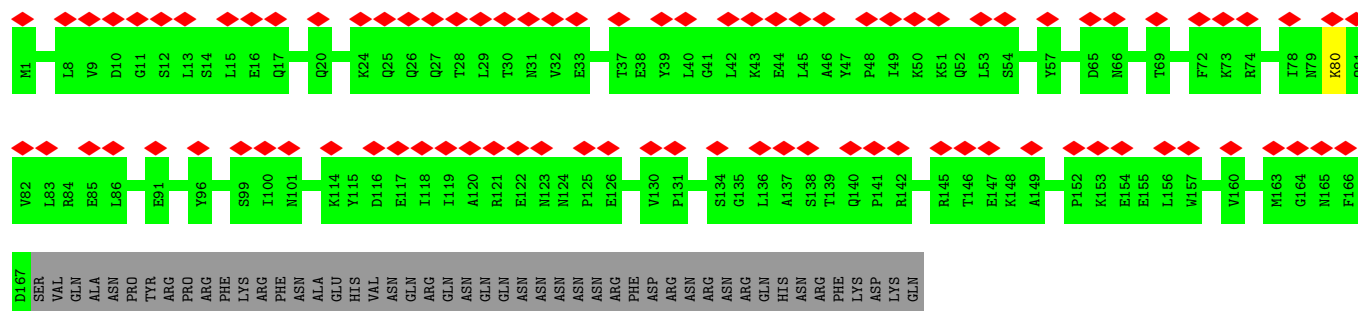
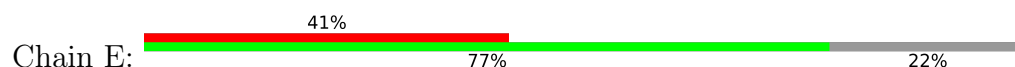
• Molecule 7: 30S ribosomal protein S4



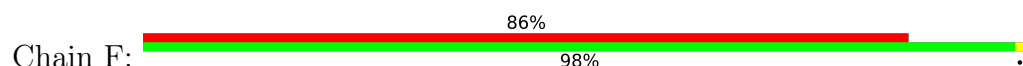
• Molecule 8: 30S ribosomal protein S5

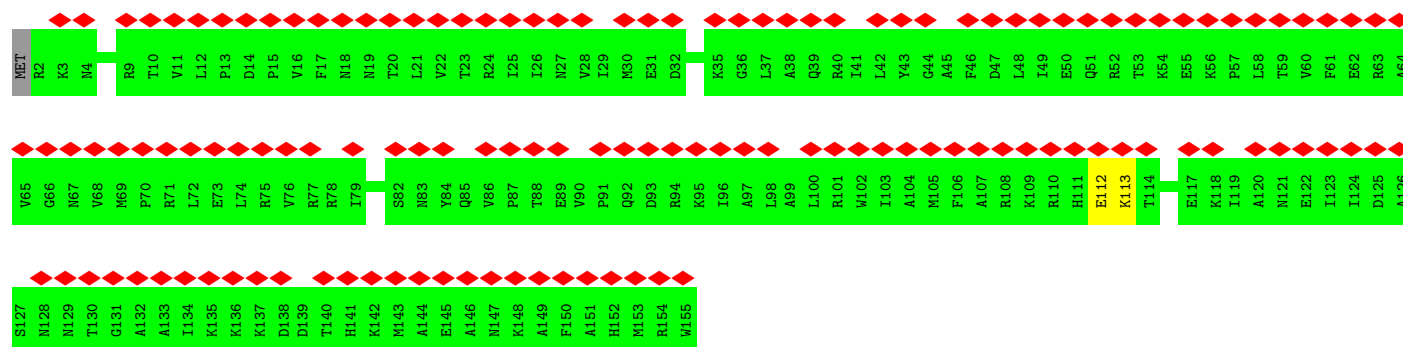


• Molecule 9: 30S ribosomal protein S6

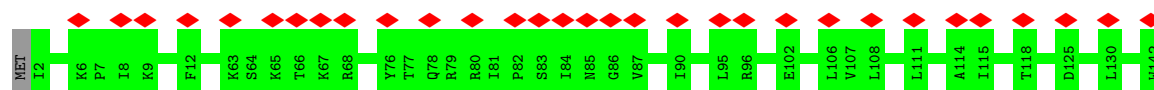


• Molecule 10: 30S ribosomal protein S7

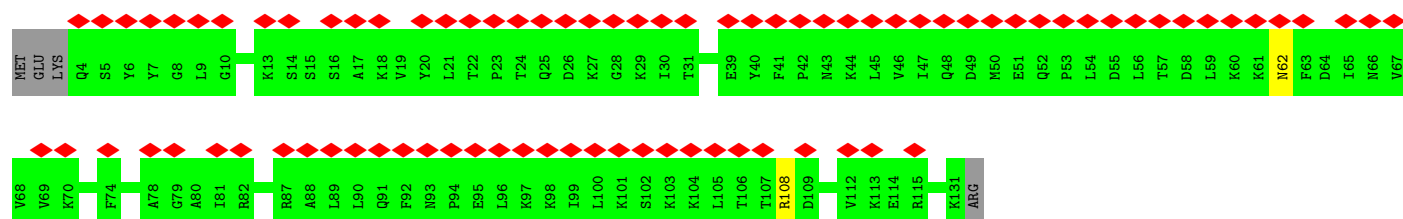





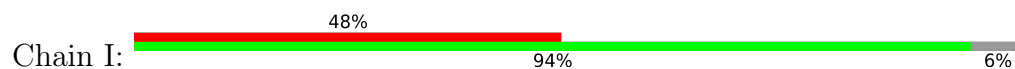
- Molecule 11: 30S ribosomal protein S8



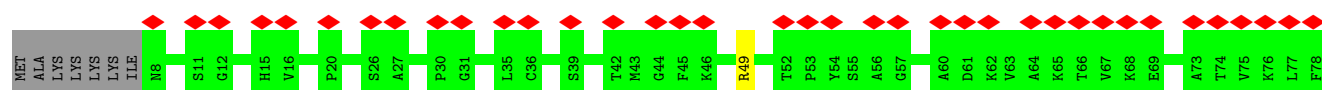
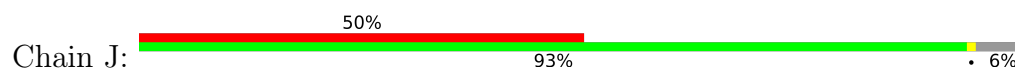
- Molecule 12: 30S ribosomal protein S9



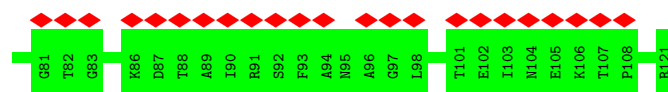
- Molecule 13: 30S ribosomal protein S10



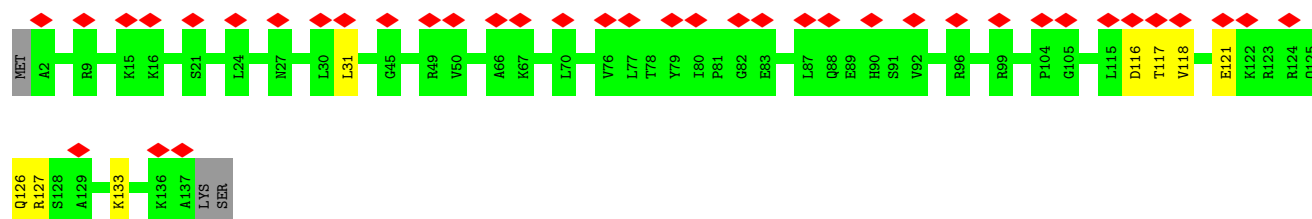
- Molecule 14: 30S ribosomal protein S11



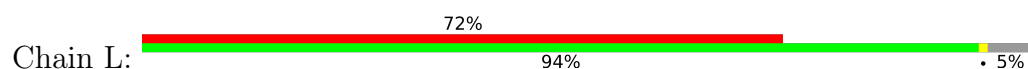




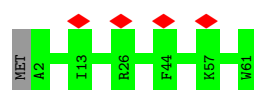
- Molecule 15: 30S ribosomal protein S12



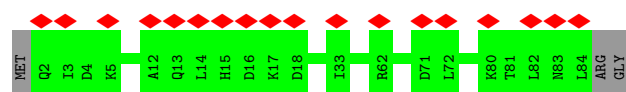
- Molecule 16: 30S ribosomal protein S13



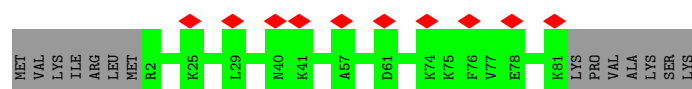
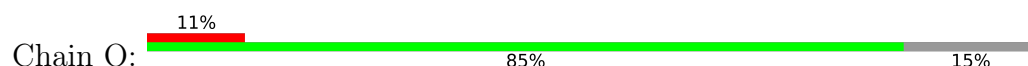
- Molecule 17: 30S ribosomal protein S14 type Z



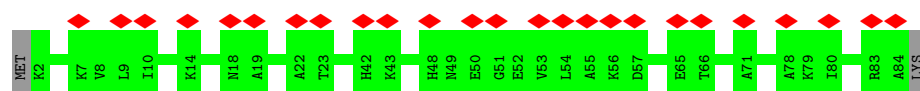
- Molecule 18: 30S ribosomal protein S15




- Molecule 19: 30S ribosomal protein S16



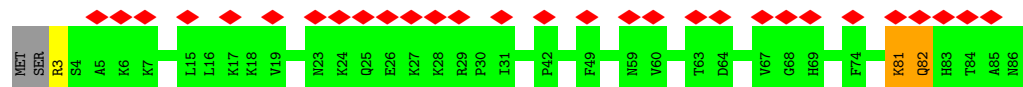
- Molecule 20: 30S ribosomal protein S17



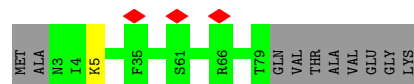
- Molecule 21: 30S ribosomal protein S18



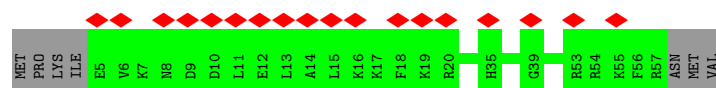
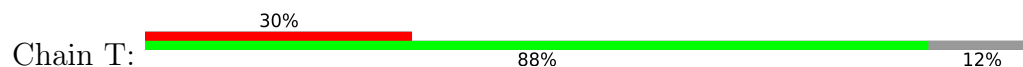
- Molecule 22: 30S ribosomal protein S19



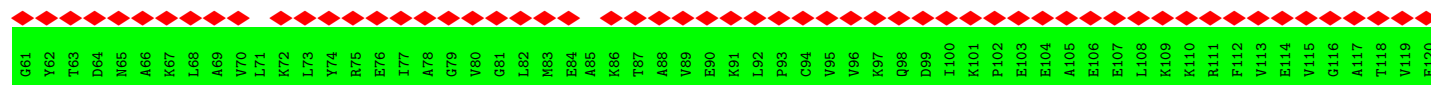

- Molecule 23: 30S ribosomal protein S20

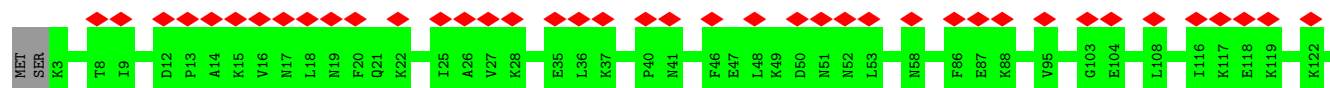


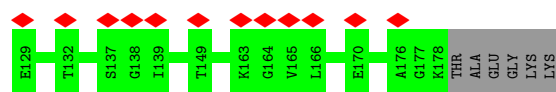
- Molecule 24: 30S ribosomal protein S21



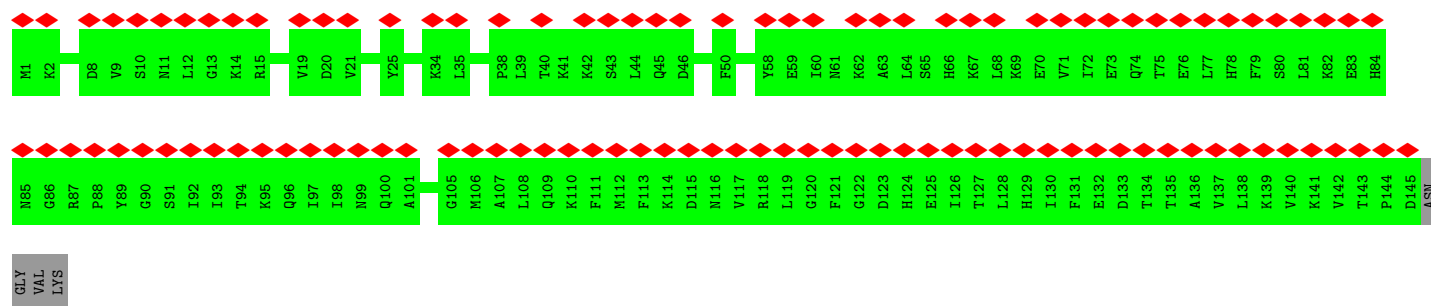
- Molecule 25: 50S ribosomal protein L7/L12



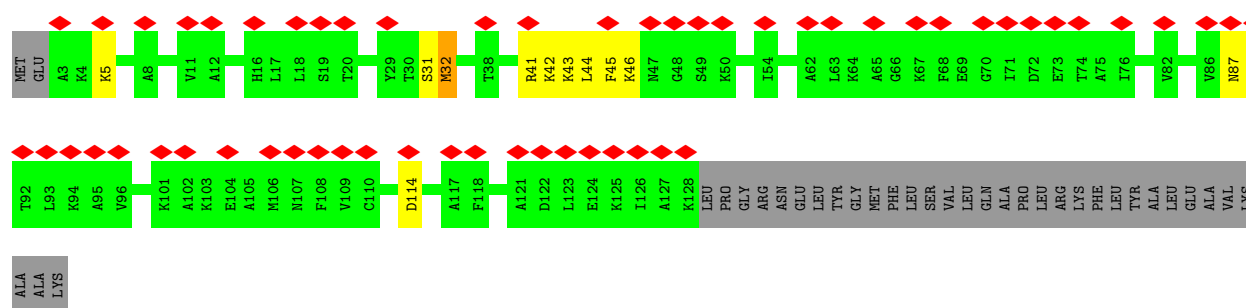




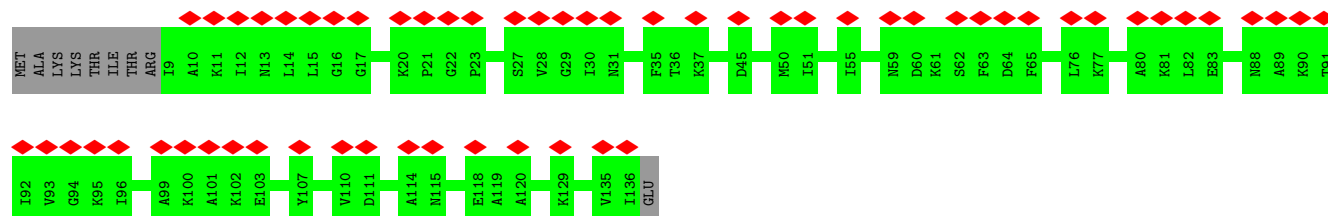
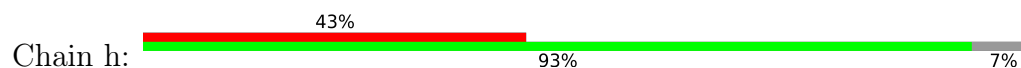
- Molecule 31: 50S ribosomal protein L9



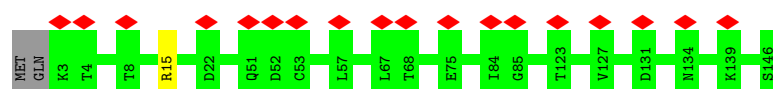
- Molecule 32: 50S ribosomal protein L10



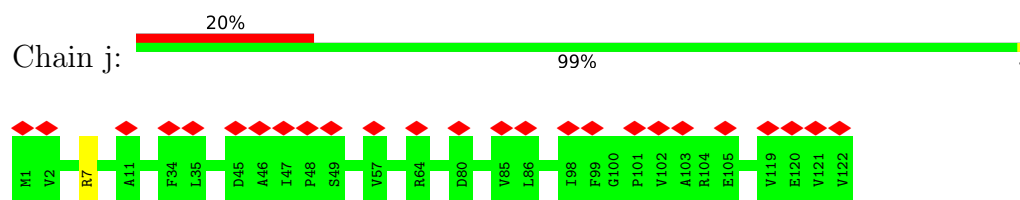
- Molecule 33: 50S ribosomal protein L11



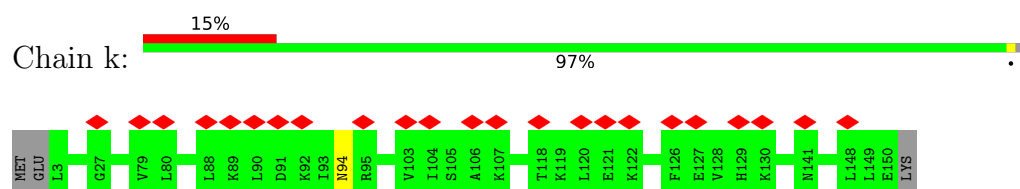
- Molecule 34: 50S ribosomal protein L13



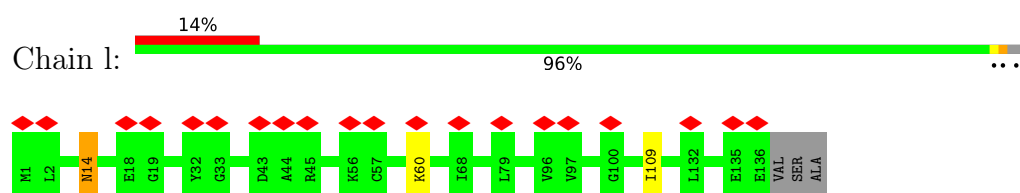
- Molecule 35: 50S ribosomal protein L14



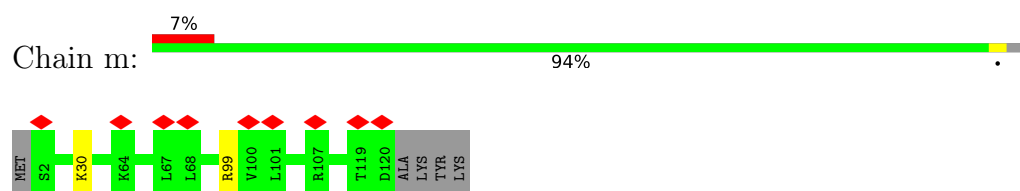
- Molecule 36: 50S ribosomal protein L15



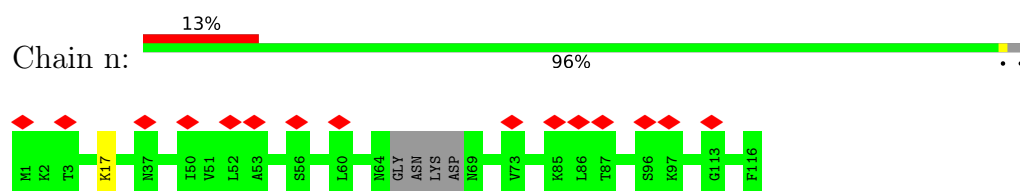
- Molecule 37: 50S ribosomal protein L16



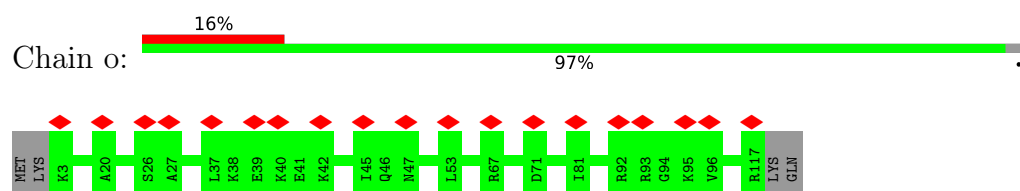
- Molecule 38: 50S ribosomal protein L17



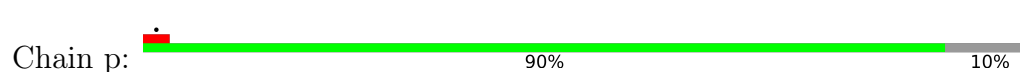
- Molecule 39: 50S ribosomal protein L18



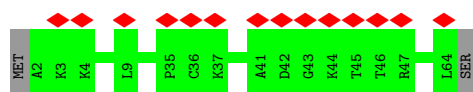
- Molecule 40: 50S ribosomal protein L19



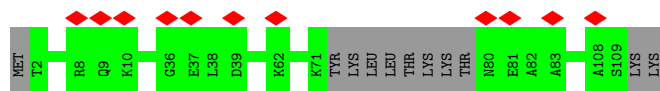
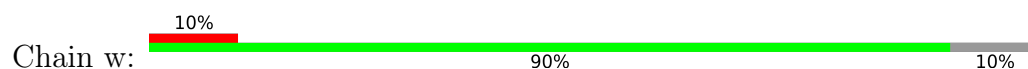
- Molecule 41: 50S ribosomal protein L20



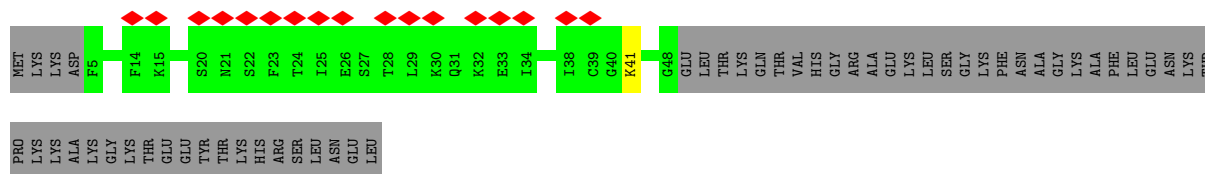
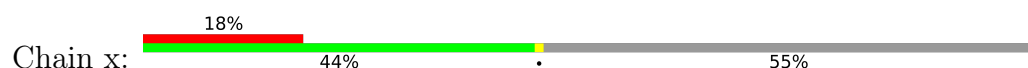




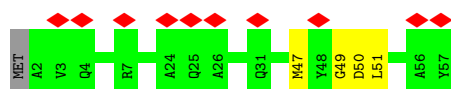
- Molecule 48: 50S ribosomal protein L29



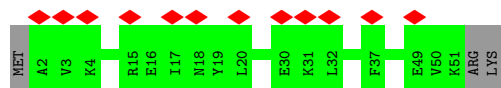
- Molecule 49: 50S ribosomal protein L31



- Molecule 50: 50S ribosomal protein L32



- Molecule 51: 50S ribosomal protein L33 1

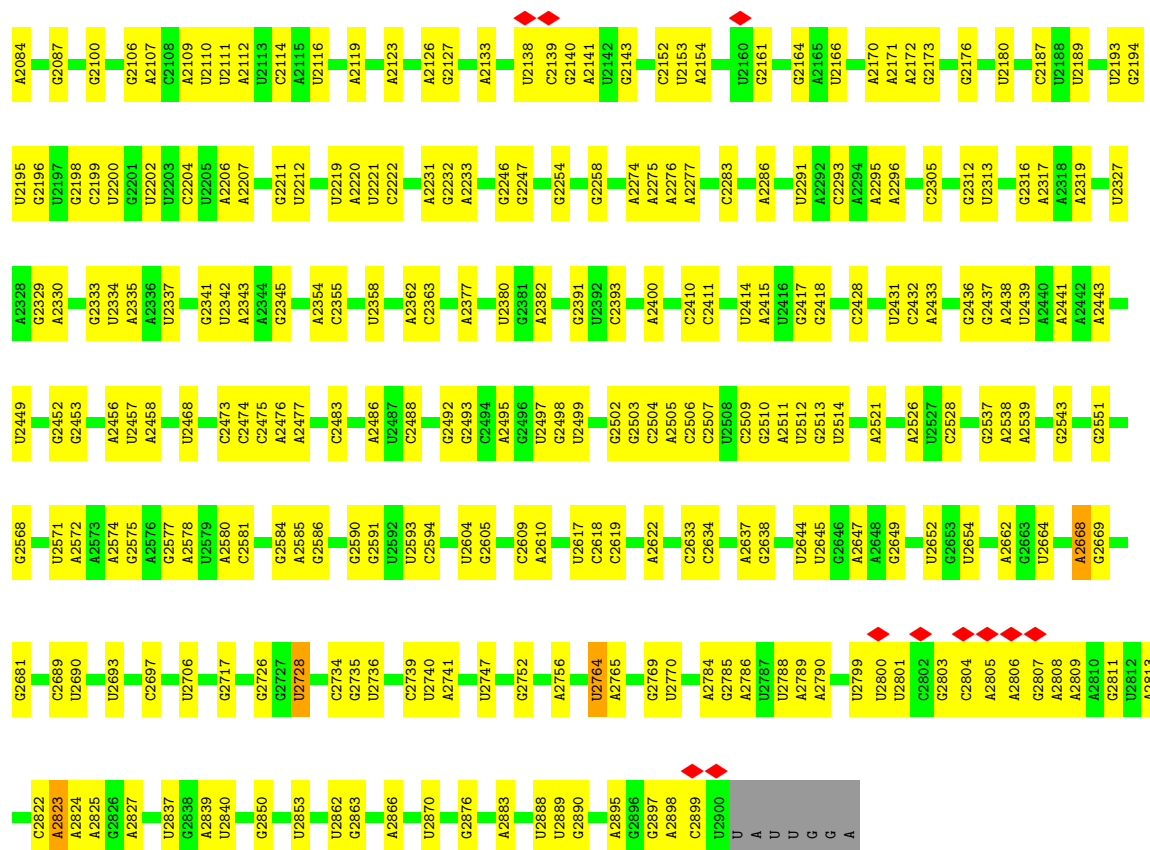


- Molecule 52: 23S ribosomal RNA

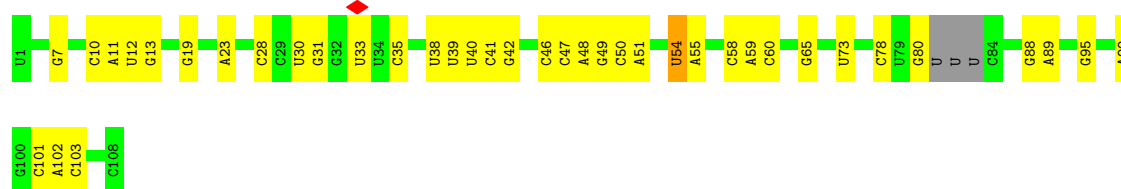


|       |       |       |       |       |       |       |       |      |      |      |      |      |
|-------|-------|-------|-------|-------|-------|-------|-------|------|------|------|------|------|
| C1972 | A1816 | A1570 | U1465 | C1343 | U1216 | C1107 | U994  | A881 | A740 | G610 | U500 | U403 |
| U1973 | U1820 | G1571 | U1466 | G1353 | G1217 | A1108 | A995  | C882 | C752 | G620 | G501 | C404 |
| U1974 | G1821 | G1580 | U1467 | U1354 | U1234 | G1109 | U999  | A883 | A638 | A623 | G503 | G408 |
| A1977 | A1822 | G1583 | A1479 | C1355 | U1235 | A1112 | U1000 | A884 | A762 | U637 | G504 | A409 |
| U1978 | U1823 | U1584 | A1480 | U1360 | G1236 | U1113 | C1001 | G894 | G763 | G639 | G509 | G410 |
| G1979 | G1824 | A1585 | U1481 | U1361 | G1242 | C1114 | A1008 | U902 | A764 | A638 | G510 | U411 |
| A1984 | U1827 | U1586 | U1482 | U1361 | G1251 | U1115 | A1009 | C904 | A765 | U637 | G512 | A412 |
| A1988 | A1836 | U1587 | U1483 | U1369 | G1252 | U1119 | A1010 | U903 | A766 | G644 | G513 | G418 |
| U1989 | U1837 | A1588 | U1486 | U1370 | G1253 | A1120 | G1010 | C904 | A767 | G645 | A514 | A421 |
| U1989 | U1838 | A1589 | U1487 | U1371 | U1254 | A1121 | G1012 | G906 | A768 | G646 | A515 | A422 |
| C1990 | G1842 | U1594 | U1488 | U1372 | U1254 | G1122 | G1013 | A907 | U782 | G647 | A516 | C423 |
| U1998 | C1850 | G1594 | G1489 | C1373 | G1257 | U1123 | A1016 | G914 | G792 | G648 | A517 | A424 |
| G1999 | U1859 | A1600 | A1493 | C1378 | G1258 | U1124 | A1019 | G917 | U797 | G653 | A518 | G424 |
| G2005 | U1859 | A1601 | U1494 | C1379 | A1259 | U1125 | G1020 | G918 | U798 | G654 | A519 | U425 |
| U2009 | A1865 | U1612 | A1502 | U1380 | G1265 | U1129 | C1021 | G918 | A799 | G655 | C521 | U426 |
| A2010 | U1872 | G1615 | U1506 | G1388 | U1268 | A1130 | G1025 | C922 | G810 | G656 | C522 | G432 |
| A2020 | A1873 | G1616 | G1507 | A1393 | U1268 | A1131 | A1026 | A    | G811 | A657 | A525 | A437 |
| A2020 | U1889 | U1617 | G1508 | A1393 | A1274 | C1132 | U1027 | C    | A817 | U662 | A531 | A438 |
| C2025 | U1890 | A1618 | U1509 | A1396 | A1274 | G1147 | U1032 | U    | U818 | A663 | G532 | U439 |
| G2025 | A1891 | A1619 | A1510 | A1396 | U1279 | U1151 | A1032 | A    | U819 | A667 | G533 | C440 |
| G2028 | U1902 | A1637 | A1513 | G1403 | G1280 | U1151 | U1035 | G928 | U820 | A673 | U534 | C442 |
| U2029 | A1903 | G1642 | U1514 | A1406 | A1281 | U1154 | U1035 | G929 | A824 | A673 | A538 | G447 |
| A2030 | U1903 | G1642 | U1514 | A1407 | G1282 | U1154 | A1045 | C930 | A824 | G674 | U539 | A448 |
| A2037 | A1907 | A1643 | C1523 | G1408 | A1283 | G1157 | A1048 | G931 | U825 | U675 | A542 | G460 |
| A2038 | A1908 | A1644 | A1532 | A1412 | U1285 | C1158 | U1049 | U932 | C826 | A681 | U543 | C461 |
| G2039 | A1909 | A1648 | U1533 | A1413 | G1286 | C1159 | U1055 | U933 | G827 | A682 | U544 | C462 |
| A2040 | G1910 | A1648 | A1534 | C1414 | A1292 | U1185 | A1055 | C941 | A828 | G683 | A553 | A465 |
| C2041 | G1913 | C1651 | A1537 | A1415 | A1295 | U1186 | A1061 | U944 | A829 | U688 | A553 | A466 |
| A2042 | G1913 | C1652 | A1537 | U1419 | G1296 | U1167 | A1061 | U944 | U835 | U689 | C559 | C469 |
| C2043 | A1920 | C1653 | A1541 | U1419 | U1297 | A1168 | G1066 | A947 | U835 | U690 | C562 | U473 |
| G2050 | C1921 | G1654 | A1541 | A1423 | A1298 | A1169 | A1067 | A948 | G840 | G691 | C565 | G476 |
| A2055 | A1934 | U1655 | U1546 | U1424 | U1298 | C1170 | U1068 | C949 | U842 | G704 | G566 | U477 |
| A2056 | A1935 | A1661 | G1547 | U1425 | G1301 | U1176 | G1075 | U950 | G843 | C706 | U567 | G478 |
| C2057 | G1936 | G1662 | U1548 | U1425 | C1302 | A1177 | G1075 | C951 | C947 | A705 | A581 | A479 |
| G2058 | G1937 | G1663 | U1549 | A1431 | U1303 | A1178 | A1080 | U952 | C947 | A710 | A582 | C480 |
| G2059 | A1944 | G1668 | G1550 | A1435 | A1312 | A1186 | A1081 | G953 | C947 | A711 | U583 | C481 |
| G2060 | A1945 | A1674 | A1554 | C1436 | G1313 | A1186 | A1082 | U968 | G850 | A712 | G584 | G482 |
| C2062 | U1946 | A1674 | G1555 | U1439 | A1314 | A1191 | A1088 | U971 | A854 | A718 | U595 | A483 |
| G2063 | U1947 | A1674 | A1558 | U1439 | U1316 | A1191 | A1089 | U971 | A854 | U718 | C596 | U484 |
| A2067 | U1950 | U1679 | U1559 | C1444 | A1322 | A1202 | U1095 | A977 | U862 | G721 | U601 | C487 |
| G2068 | A1951 | A1680 | U     | U1445 | A1323 | G1203 | U1095 | G978 | U863 | C722 | A605 | A489 |
| A2069 | G1952 | G1681 | G     | U1445 | A1324 | A1204 | C1099 | U979 | A865 | A728 | G606 | A490 |
| C2070 | G1952 | C1682 | A     | U1448 | A1324 | A1204 | U1100 | U979 | A865 | G725 | U607 | A491 |
| C2071 | U1958 | G1683 | G     | U1449 | A1328 | A1208 | U1101 | G982 | G866 | A870 | A608 | U495 |
| C2072 | U1958 | G1683 | U     | U1449 | A1329 | A1209 | U1101 | G982 | G866 | A870 | U609 |      |
| A1962 | U1962 | G1687 | C     | U1456 | U1329 | U1211 | U1102 | G989 | A870 | A728 | A605 |      |
| U1970 | C1807 | A1688 | A     | A1457 | U1340 | U1211 | G1103 | G990 | G873 | U729 | G606 |      |
| C1971 | C1807 | A1694 | U     | G1463 | U1341 | C1212 | A1104 | G991 | G873 | G730 | U607 |      |
|       |       | G1695 | C     | G1464 | C1342 | G1215 | G1106 | G992 | C880 | G739 | A608 |      |
|       |       |       | A     |       |       |       |       | A993 |      |      |      |      |

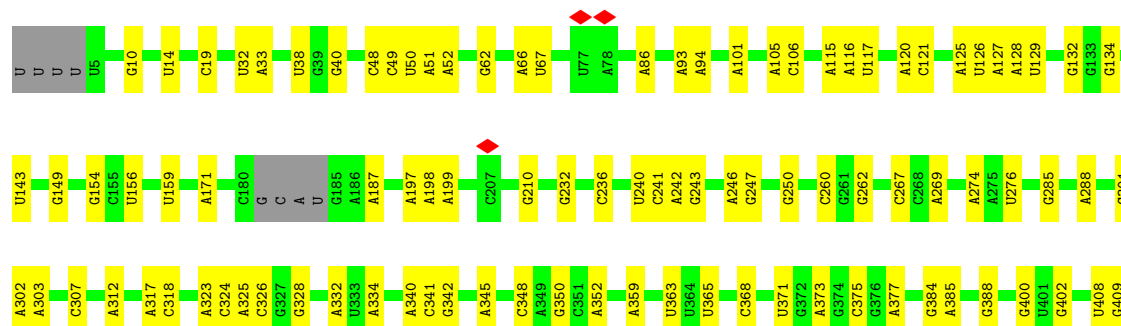


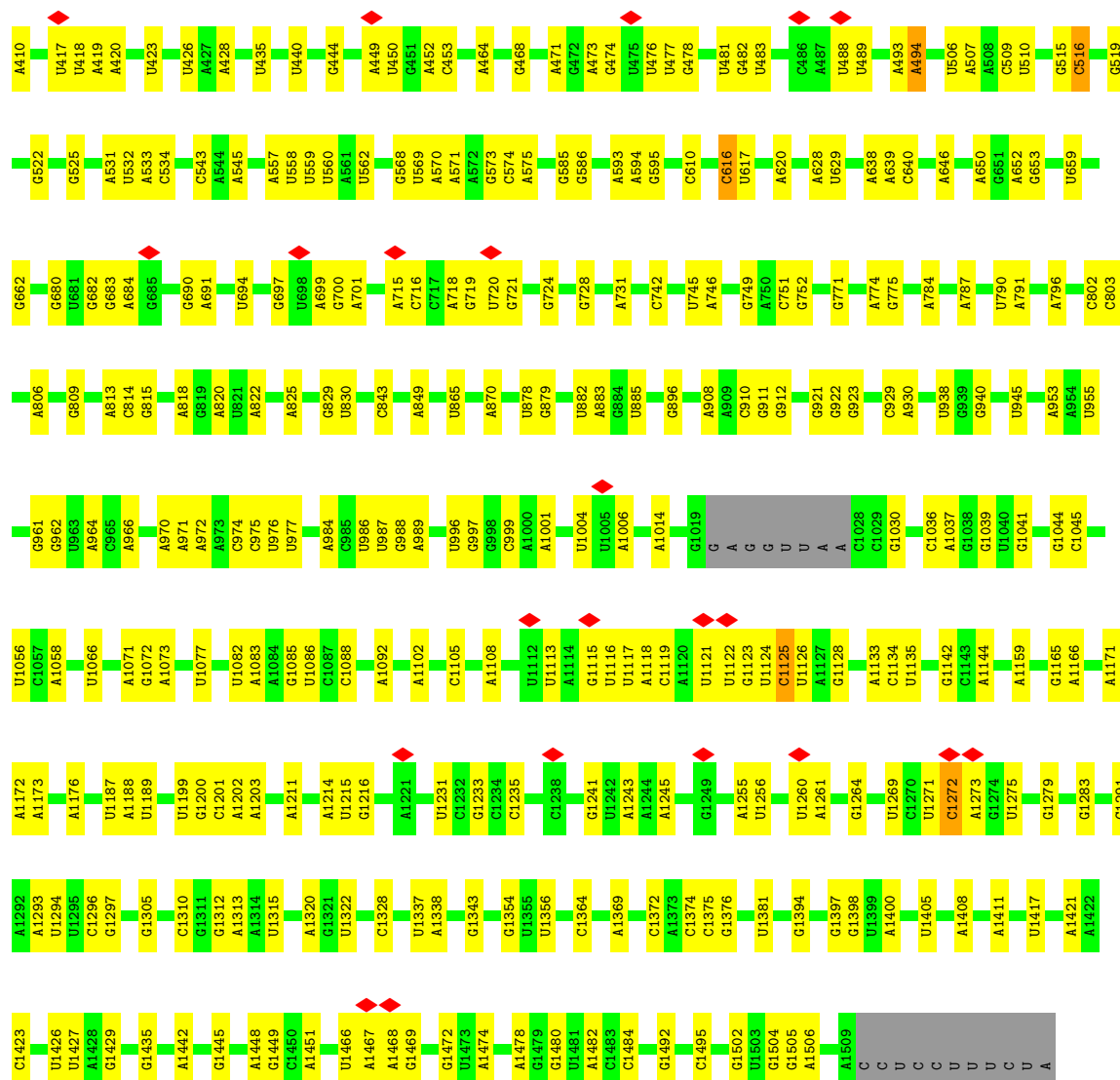


• Molecule 53: 5S ribosomal RNA



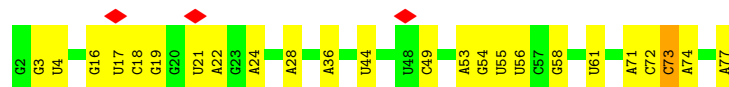
• Molecule 54: 16S ribosomal RNA





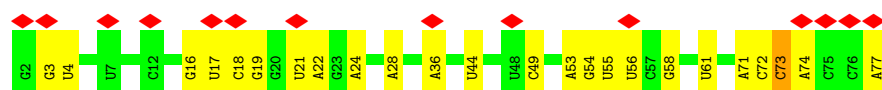
- Molecule 55: tRNA-Phe

Chain 7: 68% 30%



- Molecule 55: tRNA-Phe

Chain 8: 18% 68% 30%



## 4 Experimental information

| Property                             | Value                                   | Source    |
|--------------------------------------|---|-----------|
| EM reconstruction method             | SUBTOMOGRAM AVERAGING                   | Depositor |
| Imposed symmetry                     | POINT, C1                               | Depositor |
| Number of subtomograms used          | 3324                                    | Depositor |
| Resolution determination method      | FSC 0.143 CUT-OFF                       | Depositor |
| CTF correction method                | PHASE FLIPPING AND AMPLITUDE CORRECTION | Depositor |
| Microscope                           | FEI TITAN KRIOS                         | Depositor |
| Voltage (kV)                         | 300                                     | Depositor |
| Electron dose ( $e^-/\text{\AA}^2$ ) | 3.2                                     | Depositor |
| Minimum defocus (nm)                 | 1500                                    | Depositor |
| Maximum defocus (nm)                 | 3750                                    | Depositor |
| Magnification                        | 81000                                   | Depositor |
| Image detector                       | GATAN K2 SUMMIT (4k x 4k)               | Depositor |
| Maximum map value                    | 1.470                                   | Depositor |
| Minimum map value                    | -0.452                                  | Depositor |
| Average map value                    | 0.026                                   | Depositor |
| Map value standard deviation         | 0.123                                   | Depositor |
| Recommended contour level            | 0.5                                     | Depositor |
| Map size (Å)                         | 435.328, 435.328, 435.328               | wwPDB     |
| Map dimensions                       | 256, 256, 256                           | wwPDB     |
| Map angles (°)                       | 90.0, 90.0, 90.0                        | wwPDB     |
| Pixel spacing (Å)                    | 1.7005, 1.7005, 1.7005                  | Depositor |

## 5 Model quality [i](#)

### 5.1 Standard geometry [i](#)

The Z score for a bond length (or angle) is the number of standard deviations the observed value is removed from the expected value. A bond length (or angle) with  $|Z| > 5$  is considered an outlier worth inspection. RMSZ is the root-mean-square of all Z scores of the bond lengths (or angles).

| Mol | Chain | Bond lengths |             | Bond angles |               |
|-----|-------|--------------|-------------|-------------|---------------|
|     |       | RMSZ         | $\# Z  > 5$ | RMSZ        | $\# Z  > 5$   |
| 1   | 0     | 0.23         | 0/383       | 0.41        | 0/504         |
| 2   | 1     | 0.25         | 0/484       | 0.46        | 0/637         |
| 3   | 2     | 0.23         | 0/306       | 0.46        | 0/401         |
| 4   | 9     | 0.25         | 0/5419      | 0.48        | 0/7307        |
| 5   | A     | 0.25         | 0/1954      | 0.44        | 0/2642        |
| 6   | B     | 0.24         | 0/1721      | 0.49        | 0/2323        |
| 7   | C     | 0.25         | 0/1691      | 0.47        | 0/2267        |
| 8   | D     | 0.24         | 0/1188      | 0.47        | 0/1593        |
| 9   | E     | 0.26         | 0/1384      | 0.45        | 0/1867        |
| 10  | F     | 0.29         | 0/1266      | 0.50        | 0/1700        |
| 11  | G     | 0.24         | 0/1126      | 0.50        | 0/1517        |
| 12  | H     | 0.24         | 0/1044      | 0.48        | 0/1395        |
| 13  | I     | 0.24         | 0/820       | 0.47        | 0/1103        |
| 14  | J     | 0.25         | 0/844       | 0.43        | 0/1136        |
| 15  | K     | 0.29         | 0/1094      | 0.53        | 1/1468 (0.1%) |
| 16  | L     | 0.23         | 0/962       | 0.45        | 0/1289        |
| 17  | M     | 0.25         | 0/483       | 0.43        | 0/643         |
| 18  | N     | 0.23         | 0/679       | 0.44        | 0/907         |
| 19  | O     | 0.24         | 0/659       | 0.41        | 0/885         |
| 20  | P     | 0.24         | 0/684       | 0.47        | 0/913         |
| 21  | Q     | 0.23         | 0/545       | 0.43        | 0/730         |
| 22  | R     | 0.25         | 0/698       | 0.49        | 0/936         |
| 23  | S     | 0.23         | 0/631       | 0.44        | 0/838         |
| 24  | T     | 0.22         | 0/475       | 0.39        | 0/621         |
| 25  | W     | 0.25         | 0/538       | 0.46        | 0/722         |
| 26  | a     | 0.24         | 0/2267      | 0.45        | 0/3044        |
| 27  | b     | 0.25         | 0/1795      | 0.49        | 0/2412        |
| 28  | c     | 0.24         | 0/1671      | 0.44        | 0/2246        |
| 29  | d     | 0.24         | 0/1409      | 0.46        | 0/1894        |
| 30  | e     | 0.26         | 0/1420      | 0.47        | 0/1912        |
| 31  | f     | 0.25         | 0/1183      | 0.47        | 0/1587        |
| 32  | g     | 0.34         | 0/969       | 0.54        | 0/1295        |
| 33  | h     | 0.25         | 0/968       | 0.44        | 0/1298        |
| 34  | i     | 0.24         | 0/1186      | 0.46        | 0/1592        |

| Mol | Chain | Bond lengths |          | Bond angles |                  |
|-----|-------|--------------|----------|-------------|------------------|
|     |       | RMSZ         | # Z  >5  | RMSZ        | # Z  >5          |
| 35  | j     | 0.25         | 0/953    | 0.48        | 0/1275           |
| 36  | k     | 0.24         | 0/1170   | 0.45        | 0/1559           |
| 37  | l     | 0.26         | 0/1104   | 0.50        | 0/1481           |
| 38  | m     | 0.24         | 0/973    | 0.46        | 0/1309           |
| 39  | n     | 0.24         | 0/897    | 0.46        | 0/1198           |
| 40  | o     | 0.25         | 0/948    | 0.48        | 0/1262           |
| 41  | p     | 0.25         | 0/961    | 0.41        | 0/1278           |
| 42  | q     | 0.25         | 0/828    | 0.48        | 0/1111           |
| 43  | r     | 0.24         | 0/1077   | 0.43        | 0/1441           |
| 44  | s     | 0.26         | 0/732    | 0.51        | 0/988            |
| 45  | t     | 0.24         | 0/879    | 0.46        | 0/1165           |
| 46  | u     | 0.24         | 0/665    | 0.45        | 0/884            |
| 47  | v     | 0.23         | 0/519    | 0.50        | 0/695            |
| 48  | w     | 0.23         | 0/826    | 0.43        | 0/1104           |
| 49  | x     | 0.25         | 0/353    | 0.48        | 0/474            |
| 50  | y     | 0.30         | 0/457    | 0.51        | 0/601            |
| 51  | z     | 0.24         | 0/412    | 0.46        | 0/547            |
| 52  | 3     | 0.21         | 0/69073  | 0.83        | 55/107710 (0.1%) |
| 53  | 4     | 0.22         | 0/2505   | 0.83        | 2/3902 (0.1%)    |
| 54  | 5     | 0.20         | 0/35768  | 0.81        | 33/55764 (0.1%)  |
| 55  | 7     | 0.23         | 0/1808   | 0.89        | 3/2817 (0.1%)    |
| 55  | 8     | 0.23         | 0/1808   | 0.90        | 5/2817 (0.2%)    |
| All | All   | 0.22         | 0/164662 | 0.74        | 99/245006 (0.0%) |

Chiral center outliers are detected by calculating the chiral volume of a chiral center and verifying if the center is modelled as a planar moiety or with the opposite hand. A planarity outlier is detected by checking planarity of atoms in a peptide group, atoms in a mainchain group or atoms of a sidechain that are expected to be planar.

| Mol | Chain | #Chirality outliers | #Planarity outliers |
|-----|-------|---------------------|---------------------|
| 4   | 9     | 0                   | 2                   |
| 10  | F     | 0                   | 1                   |
| 12  | H     | 0                   | 1                   |
| 15  | K     | 0                   | 2                   |
| 22  | R     | 0                   | 2                   |
| 32  | g     | 0                   | 1                   |
| 37  | l     | 0                   | 1                   |
| All | All   | 0                   | 10                  |

There are no bond length outliers.

All (99) bond angle outliers are listed below:

| Mol | Chain | Res  | Type | Atoms      | Z     | Observed(°) | Ideal(°) |
|-----|-------|------|------|------------|-------|-------------|----------|
| 54  | 5     | 843  | C    | N3-C2-O2   | -9.03 | 115.58      | 121.90   |
| 52  | 3     | 559  | C    | N3-C2-O2   | -8.59 | 115.89      | 121.90   |
| 54  | 5     | 974  | C    | C2-N1-C1'  | 8.30  | 127.92      | 118.80   |
| 54  | 5     | 975  | C    | N1-C2-O2   | 8.25  | 123.85      | 118.90   |
| 54  | 5     | 975  | C    | C2-N1-C1'  | 8.10  | 127.71      | 118.80   |
| 52  | 3     | 370  | C    | N3-C2-O2   | -8.04 | 116.27      | 121.90   |
| 54  | 5     | 974  | C    | N1-C2-O2   | 7.94  | 123.66      | 118.90   |
| 52  | 3     | 1159 | C    | N3-C2-O2   | -7.89 | 116.38      | 121.90   |
| 54  | 5     | 751  | C    | C2-N1-C1'  | 7.87  | 127.46      | 118.80   |
| 52  | 3     | 144  | C    | N3-C2-O2   | -7.80 | 116.44      | 121.90   |
| 52  | 3     | 99   | C    | N3-C2-O2   | -7.70 | 116.51      | 121.90   |
| 52  | 3     | 1341 | U    | C2-N1-C1'  | 7.50  | 126.71      | 117.70   |
| 54  | 5     | 616  | C    | N1-C2-O2   | 7.30  | 123.28      | 118.90   |
| 52  | 3     | 1902 | C    | N3-C2-O2   | -7.28 | 116.81      | 121.90   |
| 55  | 8     | 73   | C    | N3-C2-O2   | -7.26 | 116.82      | 121.90   |
| 52  | 3     | 144  | C    | N1-C2-O2   | 7.25  | 123.25      | 118.90   |
| 54  | 5     | 975  | C    | N3-C2-O2   | -7.24 | 116.83      | 121.90   |
| 54  | 5     | 1088 | C    | N3-C2-O2   | -7.20 | 116.86      | 121.90   |
| 55  | 7     | 73   | C    | N3-C2-O2   | -7.17 | 116.88      | 121.90   |
| 54  | 5     | 975  | C    | C6-N1-C2   | -7.16 | 117.44      | 120.30   |
| 52  | 3     | 1341 | U    | N1-C2-O2   | 7.16  | 127.81      | 122.80   |
| 52  | 3     | 98   | C    | N1-C2-O2   | 7.13  | 123.18      | 118.90   |
| 52  | 3     | 426  | U    | C2-N1-C1'  | 7.00  | 126.10      | 117.70   |
| 54  | 5     | 1484 | C    | N3-C2-O2   | -6.96 | 117.03      | 121.90   |
| 54  | 5     | 843  | C    | N1-C2-O2   | 6.94  | 123.06      | 118.90   |
| 52  | 3     | 1921 | C    | N1-C2-O2   | 6.92  | 123.05      | 118.90   |
| 52  | 3     | 1720 | C    | N3-C2-O2   | -6.90 | 117.07      | 121.90   |
| 52  | 3     | 2474 | C    | N3-C2-O2   | -6.83 | 117.12      | 121.90   |
| 52  | 3     | 2728 | U    | N1-C2-O2   | 6.72  | 127.51      | 122.80   |
| 52  | 3     | 2634 | C    | N3-C2-O2   | -6.62 | 117.27      | 121.90   |
| 52  | 3     | 1303 | U    | C2-N1-C1'  | 6.60  | 125.62      | 117.70   |
| 52  | 3     | 1341 | U    | N3-C2-O2   | -6.58 | 117.59      | 122.20   |
| 54  | 5     | 616  | C    | C2-N1-C1'  | 6.55  | 126.01      | 118.80   |
| 54  | 5     | 974  | C    | N3-C2-O2   | -6.54 | 117.32      | 121.90   |
| 52  | 3     | 1303 | U    | N1-C2-O2   | 6.52  | 127.36      | 122.80   |
| 52  | 3     | 1697 | C    | N3-C2-O2   | -6.51 | 117.34      | 121.90   |
| 52  | 3     | 2728 | U    | C2-N1-C1'  | 6.48  | 125.48      | 117.70   |
| 52  | 3     | 1718 | C    | N3-C2-O2   | -6.48 | 117.36      | 121.90   |
| 54  | 5     | 803  | C    | N3-C2-O2   | -6.46 | 117.38      | 121.90   |
| 54  | 5     | 1272 | C    | N1-C2-O2   | 6.45  | 122.77      | 118.90   |
| 54  | 5     | 1105 | C    | N3-C2-O2   | -6.43 | 117.40      | 121.90   |
| 52  | 3     | 2728 | U    | N3-C2-O2   | -6.43 | 117.70      | 122.20   |
| 52  | 3     | 1507 | G    | O4'-C1'-N9 | 6.40  | 113.32      | 108.20   |

Continued on next page...

*Continued from previous page...*

| Mol | Chain | Res  | Type | Atoms     | Z     | Observed(°) | Ideal(°) |
|-----|-------|------|------|-----------|-------|-------------|----------|
| 54  | 5     | 751  | C    | N1-C2-O2  | 6.38  | 122.72      | 118.90   |
| 52  | 3     | 88   | G    | N1-C6-O6  | -6.31 | 116.11      | 119.90   |
| 52  | 3     | 98   | C    | N3-C2-O2  | -6.30 | 117.49      | 121.90   |
| 52  | 3     | 1717 | C    | N1-C2-O2  | 6.28  | 122.67      | 118.90   |
| 52  | 3     | 2072 | C    | C2-N1-C1' | 6.08  | 125.49      | 118.80   |
| 52  | 3     | 1921 | C    | C2-N1-C1' | 6.06  | 125.46      | 118.80   |
| 52  | 3     | 1159 | C    | C6-N1-C2  | -6.04 | 117.88      | 120.30   |
| 54  | 5     | 616  | C    | N3-C2-O2  | -5.94 | 117.74      | 121.90   |
| 54  | 5     | 1426 | U    | C5-C4-O4  | -5.84 | 122.39      | 125.90   |
| 55  | 7     | 56   | U    | C2-N1-C1' | 5.84  | 124.71      | 117.70   |
| 52  | 3     | 2473 | C    | N1-C2-O2  | 5.80  | 122.38      | 118.90   |
| 55  | 8     | 73   | C    | N1-C2-O2  | 5.79  | 122.38      | 118.90   |
| 52  | 3     | 1303 | U    | N3-C2-O2  | -5.75 | 118.18      | 122.20   |
| 55  | 8     | 56   | U    | C2-N1-C1' | 5.73  | 124.58      | 117.70   |
| 54  | 5     | 1125 | C    | N3-C2-O2  | -5.73 | 117.89      | 121.90   |
| 54  | 5     | 1272 | C    | N3-C2-O2  | -5.73 | 117.89      | 121.90   |
| 55  | 7     | 73   | C    | N1-C2-O2  | 5.69  | 122.31      | 118.90   |
| 54  | 5     | 751  | C    | C6-N1-C1' | -5.67 | 114.00      | 120.80   |
| 54  | 5     | 974  | C    | C6-N1-C1' | -5.67 | 114.00      | 120.80   |
| 53  | 4     | 58   | C    | N3-C2-O2  | -5.66 | 117.94      | 121.90   |
| 52  | 3     | 2823 | A    | OP1-P-O3' | 5.64  | 117.60      | 105.20   |
| 52  | 3     | 2633 | C    | N1-C2-O2  | 5.64  | 122.28      | 118.90   |
| 52  | 3     | 370  | C    | C6-N1-C2  | -5.58 | 118.07      | 120.30   |
| 54  | 5     | 974  | C    | C6-N1-C2  | -5.57 | 118.07      | 120.30   |
| 52  | 3     | 1718 | C    | C6-N1-C2  | -5.54 | 118.08      | 120.30   |
| 52  | 3     | 1720 | C    | C6-N1-C2  | -5.48 | 118.11      | 120.30   |
| 15  | K     | 31   | LEU  | CA-CB-CG  | 5.47  | 127.89      | 115.30   |
| 54  | 5     | 975  | C    | C5-C6-N1  | 5.47  | 123.74      | 121.00   |
| 52  | 3     | 2493 | G    | N1-C6-O6  | -5.42 | 116.65      | 119.90   |
| 52  | 3     | 1235 | U    | C2-N1-C1' | 5.42  | 124.20      | 117.70   |
| 52  | 3     | 559  | C    | N1-C2-O2  | 5.42  | 122.15      | 118.90   |
| 52  | 3     | 88   | G    | C5-C6-O6  | 5.42  | 131.85      | 128.60   |
| 52  | 3     | 1921 | C    | N3-C2-O2  | -5.39 | 118.13      | 121.90   |
| 54  | 5     | 516  | C    | C2-N1-C1' | 5.38  | 124.71      | 118.80   |
| 52  | 3     | 843  | G    | N1-C6-O6  | -5.33 | 116.70      | 119.90   |
| 52  | 3     | 1066 | G    | N1-C6-O6  | -5.32 | 116.71      | 119.90   |
| 52  | 3     | 2739 | C    | N3-C2-O2  | -5.32 | 118.18      | 121.90   |
| 52  | 3     | 2668 | A    | P-O3'-C3' | 5.29  | 126.04      | 119.70   |
| 52  | 3     | 2668 | A    | OP1-P-O3' | 5.27  | 116.79      | 105.20   |
| 52  | 3     | 88   | G    | N1-C2-N2  | -5.25 | 111.48      | 116.20   |
| 54  | 5     | 1105 | C    | C6-N1-C2  | -5.22 | 118.21      | 120.30   |
| 52  | 3     | 2009 | U    | C2-N1-C1' | 5.21  | 123.96      | 117.70   |

*Continued on next page...*

*Continued from previous page...*

| Mol | Chain | Res  | Type | Atoms      | Z     | Observed(°) | Ideal(°) |
|-----|-------|------|------|------------|-------|-------------|----------|
| 54  | 5     | 428  | A    | N1-C6-N6   | -5.15 | 115.51      | 118.60   |
| 52  | 3     | 2493 | G    | C5-C6-O6   | 5.15  | 131.69      | 128.60   |
| 52  | 3     | 2005 | G    | N1-C6-O6   | -5.12 | 116.83      | 119.90   |
| 55  | 8     | 56   | U    | N3-C2-O2   | -5.09 | 118.63      | 122.20   |
| 54  | 5     | 975  | C    | C6-N1-C1'  | -5.07 | 114.72      | 120.80   |
| 52  | 3     | 1486 | U    | C2-N1-C1'  | 5.05  | 123.76      | 117.70   |
| 52  | 3     | 1719 | C    | N1-C2-O2   | 5.05  | 121.93      | 118.90   |
| 53  | 4     | 54   | U    | P-O3'-C3'  | 5.05  | 125.76      | 119.70   |
| 55  | 8     | 56   | U    | N1-C2-O2   | 5.05  | 126.33      | 122.80   |
| 54  | 5     | 1502 | G    | C5-C6-O6   | 5.04  | 131.62      | 128.60   |
| 54  | 5     | 751  | C    | N3-C2-O2   | -5.02 | 118.39      | 121.90   |
| 52  | 3     | 2764 | U    | C5-C4-O4   | -5.02 | 122.89      | 125.90   |
| 52  | 3     | 2473 | C    | N3-C2-O2   | -5.02 | 118.39      | 121.90   |
| 54  | 5     | 494  | A    | O4'-C1'-N9 | 5.00  | 112.20      | 108.20   |

There are no chirality outliers.

All (10) planarity outliers are listed below:

| Mol | Chain | Res | Type | Group   |
|-----|-------|-----|------|---------|
| 4   | 9     | 295 | ASN  | Peptide |
| 4   | 9     | 297 | VAL  | Peptide |
| 10  | F     | 112 | GLU  | Peptide |
| 12  | H     | 62  | ASN  | Peptide |
| 15  | K     | 126 | GLN  | Peptide |
| 15  | K     | 127 | ARG  | Peptide |
| 22  | R     | 81  | LYS  | Peptide |
| 22  | R     | 82  | GLN  | Peptide |
| 32  | g     | 114 | ASP  | Peptide |
| 37  | l     | 14  | ASN  | Peptide |

## 5.2 Too-close contacts [i](#)

Due to software issues we are unable to calculate clashes - this section is therefore empty.

## 5.3 Torsion angles [i](#)

### 5.3.1 Protein backbone [i](#)

In the following table, the Percentiles column shows the percent Ramachandran outliers of the chain as a percentile score with respect to all PDB entries followed by that with respect to all EM entries.



The Analysed column shows the number of residues for which the backbone conformation was analysed, and the total number of residues.

| Mol | Chain | Analysed      | Favoured  | Allowed  | Outliers | Percentiles |     |
|-----|-------|---------------|-----------|----------|----------|-------------|-----|
| 1   | 0     | 45/48 (94%)   | 42 (93%)  | 3 (7%)   | 0        | 100         | 100 |
| 2   | 1     | 57/59 (97%)   | 49 (86%)  | 8 (14%)  | 0        | 100         | 100 |
| 3   | 2     | 35/37 (95%)   | 34 (97%)  | 1 (3%)   | 0        | 100         | 100 |
| 4   | 9     | 680/688 (99%) | 628 (92%) | 52 (8%)  | 0        | 100         | 100 |
| 5   | A     | 238/294 (81%) | 222 (93%) | 16 (7%)  | 0        | 100         | 100 |
| 6   | B     | 213/273 (78%) | 196 (92%) | 17 (8%)  | 0        | 100         | 100 |
| 7   | C     | 201/205 (98%) | 185 (92%) | 16 (8%)  | 0        | 100         | 100 |
| 8   | D     | 151/219 (69%) | 137 (91%) | 14 (9%)  | 0        | 100         | 100 |
| 9   | E     | 165/215 (77%) | 145 (88%) | 20 (12%) | 0        | 100         | 100 |
| 10  | F     | 152/155 (98%) | 140 (92%) | 12 (8%)  | 0        | 100         | 100 |
| 11  | G     | 139/142 (98%) | 121 (87%) | 18 (13%) | 0        | 100         | 100 |
| 12  | H     | 126/132 (96%) | 113 (90%) | 13 (10%) | 0        | 100         | 100 |
| 13  | I     | 99/108 (92%)  | 91 (92%)  | 8 (8%)   | 0        | 100         | 100 |
| 14  | J     | 112/121 (93%) | 106 (95%) | 6 (5%)   | 0        | 100         | 100 |
| 15  | K     | 134/139 (96%) | 114 (85%) | 20 (15%) | 0        | 100         | 100 |
| 16  | L     | 116/124 (94%) | 106 (91%) | 10 (9%)  | 0        | 100         | 100 |
| 17  | M     | 58/61 (95%)   | 54 (93%)  | 4 (7%)   | 0        | 100         | 100 |
| 18  | N     | 81/86 (94%)   | 79 (98%)  | 2 (2%)   | 0        | 100         | 100 |
| 19  | O     | 78/94 (83%)   | 72 (92%)  | 6 (8%)   | 0        | 100         | 100 |
| 20  | P     | 81/85 (95%)   | 76 (94%)  | 5 (6%)   | 0        | 100         | 100 |
| 21  | Q     | 63/104 (61%)  | 54 (86%)  | 9 (14%)  | 0        | 100         | 100 |
| 22  | R     | 82/87 (94%)   | 74 (90%)  | 6 (7%)   | 2 (2%)   | 5           | 27  |
| 23  | S     | 75/87 (86%)   | 74 (99%)  | 1 (1%)   | 0        | 100         | 100 |
| 24  | T     | 51/60 (85%)   | 49 (96%)  | 2 (4%)   | 0        | 100         | 100 |
| 25  | W     | 67/122 (55%)  | 63 (94%)  | 4 (6%)   | 0        | 100         | 100 |
| 26  | a     | 283/287 (99%) | 268 (95%) | 15 (5%)  | 0        | 100         | 100 |
| 27  | b     | 227/287 (79%) | 215 (95%) | 12 (5%)  | 0        | 100         | 100 |
| 28  | c     | 208/212 (98%) | 193 (93%) | 15 (7%)  | 0        | 100         | 100 |
| 29  | d     | 173/180 (96%) | 160 (92%) | 13 (8%)  | 0        | 100         | 100 |
| 30  | e     | 174/184 (95%) | 162 (93%) | 12 (7%)  | 0        | 100         | 100 |

*Continued on next page...*

Continued from previous page...

| Mol | Chain | Analysed        | Favoured   | Allowed  | Outliers | Percentiles |     |
|-----|-------|-----------------|------------|----------|----------|-------------|-----|
| 31  | f     | 143/149 (96%)   | 129 (90%)  | 14 (10%) | 0        | 100         | 100 |
| 32  | g     | 124/161 (77%)   | 111 (90%)  | 12 (10%) | 1 (1%)   | 16          | 55  |
| 33  | h     | 126/137 (92%)   | 118 (94%)  | 8 (6%)   | 0        | 100         | 100 |
| 34  | i     | 142/146 (97%)   | 134 (94%)  | 8 (6%)   | 0        | 100         | 100 |
| 35  | j     | 120/122 (98%)   | 115 (96%)  | 5 (4%)   | 0        | 100         | 100 |
| 36  | k     | 146/151 (97%)   | 136 (93%)  | 10 (7%)  | 0        | 100         | 100 |
| 37  | l     | 134/139 (96%)   | 120 (90%)  | 12 (9%)  | 2 (2%)   | 8           | 40  |
| 38  | m     | 117/124 (94%)   | 112 (96%)  | 5 (4%)   | 0        | 100         | 100 |
| 39  | n     | 108/116 (93%)   | 96 (89%)   | 12 (11%) | 0        | 100         | 100 |
| 40  | o     | 113/119 (95%)   | 104 (92%)  | 9 (8%)   | 0        | 100         | 100 |
| 41  | p     | 112/127 (88%)   | 111 (99%)  | 1 (1%)   | 0        | 100         | 100 |
| 42  | q     | 97/100 (97%)    | 89 (92%)   | 8 (8%)   | 0        | 100         | 100 |
| 43  | r     | 137/159 (86%)   | 128 (93%)  | 9 (7%)   | 0        | 100         | 100 |
| 44  | s     | 90/237 (38%)    | 76 (84%)   | 14 (16%) | 0        | 100         | 100 |
| 45  | t     | 109/111 (98%)   | 101 (93%)  | 8 (7%)   | 0        | 100         | 100 |
| 46  | u     | 84/104 (81%)    | 82 (98%)   | 2 (2%)   | 0        | 100         | 100 |
| 47  | v     | 61/65 (94%)     | 59 (97%)   | 2 (3%)   | 0        | 100         | 100 |
| 48  | w     | 96/111 (86%)    | 91 (95%)   | 5 (5%)   | 0        | 100         | 100 |
| 49  | x     | 42/97 (43%)     | 31 (74%)   | 11 (26%) | 0        | 100         | 100 |
| 50  | y     | 54/57 (95%)     | 52 (96%)   | 1 (2%)   | 1 (2%)   | 6           | 32  |
| 51  | z     | 48/53 (91%)     | 45 (94%)   | 3 (6%)   | 0        | 100         | 100 |
| All | All   | 6567/7480 (88%) | 6062 (92%) | 499 (8%) | 6 (0%)   | 50          | 83  |

All (6) Ramachandran outliers are listed below:

| Mol | Chain | Res | Type |
|-----|-------|-----|------|
| 22  | R     | 81  | LYS  |
| 22  | R     | 82  | GLN  |
| 32  | g     | 32  | MET  |
| 50  | y     | 49  | GLY  |
| 37  | l     | 14  | ASN  |
| 37  | l     | 109 | ILE  |

### 5.3.2 Protein sidechains ⓘ

In the following table, the Percentiles column shows the percent sidechain outliers of the chain as a percentile score with respect to all PDB entries followed by that with respect to all EM entries.

The Analysed column shows the number of residues for which the sidechain conformation was analysed, and the total number of residues.

| Mol | Chain | Analysed      | Rotameric  | Outliers | Percentiles |     |
|-----|-------|---------------|------------|----------|-------------|-----|
| 1   | 0     | 40/41 (98%)   | 39 (98%)   | 1 (2%)   | 42          | 61  |
| 2   | 1     | 51/51 (100%)  | 50 (98%)   | 1 (2%)   | 50          | 68  |
| 3   | 2     | 35/35 (100%)  | 35 (100%)  | 0        | 100         | 100 |
| 4   | 9     | 579/584 (99%) | 577 (100%) | 2 (0%)   | 91          | 92  |
| 5   | A     | 212/262 (81%) | 212 (100%) | 0        | 100         | 100 |
| 6   | B     | 180/232 (78%) | 179 (99%)  | 1 (1%)   | 84          | 88  |
| 7   | C     | 181/183 (99%) | 181 (100%) | 0        | 100         | 100 |
| 8   | D     | 123/178 (69%) | 123 (100%) | 0        | 100         | 100 |
| 9   | E     | 150/196 (76%) | 149 (99%)  | 1 (1%)   | 81          | 87  |
| 10  | F     | 131/132 (99%) | 130 (99%)  | 1 (1%)   | 79          | 85  |
| 11  | G     | 123/124 (99%) | 123 (100%) | 0        | 100         | 100 |
| 12  | H     | 111/115 (96%) | 110 (99%)  | 1 (1%)   | 75          | 83  |
| 13  | I     | 95/99 (96%)   | 95 (100%)  | 0        | 100         | 100 |
| 14  | J     | 91/97 (94%)   | 90 (99%)   | 1 (1%)   | 70          | 80  |
| 15  | K     | 117/120 (98%) | 112 (96%)  | 5 (4%)   | 25          | 46  |
| 16  | L     | 100/105 (95%) | 99 (99%)   | 1 (1%)   | 73          | 82  |
| 17  | M     | 47/48 (98%)   | 47 (100%)  | 0        | 100         | 100 |
| 18  | N     | 76/78 (97%)   | 76 (100%)  | 0        | 100         | 100 |
| 19  | O     | 69/82 (84%)   | 69 (100%)  | 0        | 100         | 100 |
| 20  | P     | 73/75 (97%)   | 73 (100%)  | 0        | 100         | 100 |
| 21  | Q     | 56/94 (60%)   | 56 (100%)  | 0        | 100         | 100 |
| 22  | R     | 74/77 (96%)   | 73 (99%)   | 1 (1%)   | 62          | 75  |
| 23  | S     | 70/77 (91%)   | 69 (99%)   | 1 (1%)   | 62          | 75  |
| 24  | T     | 49/56 (88%)   | 49 (100%)  | 0        | 100         | 100 |
| 25  | W     | 58/98 (59%)   | 58 (100%)  | 0        | 100         | 100 |
| 26  | a     | 241/243 (99%) | 241 (100%) | 0        | 100         | 100 |

*Continued on next page...*

*Continued from previous page...*

| Mol | Chain | Analysed        | Rotameric  | Outliers | Percentiles |     |
|-----|-------|-----------------|------------|----------|-------------|-----|
| 27  | b     | 186/233 (80%)   | 185 (100%) | 1 (0%)   | 86          | 89  |
| 28  | c     | 182/184 (99%)   | 182 (100%) | 0        | 100         | 100 |
| 29  | d     | 150/154 (97%)   | 147 (98%)  | 3 (2%)   | 50          | 68  |
| 30  | e     | 153/159 (96%)   | 153 (100%) | 0        | 100         | 100 |
| 31  | f     | 123/134 (92%)   | 123 (100%) | 0        | 100         | 100 |
| 32  | g     | 101/129 (78%)   | 89 (88%)   | 12 (12%) | 4           | 16  |
| 33  | h     | 102/110 (93%)   | 102 (100%) | 0        | 100         | 100 |
| 34  | i     | 126/128 (98%)   | 125 (99%)  | 1 (1%)   | 79          | 85  |
| 35  | j     | 103/103 (100%)  | 102 (99%)  | 1 (1%)   | 73          | 82  |
| 36  | k     | 123/126 (98%)   | 122 (99%)  | 1 (1%)   | 79          | 85  |
| 37  | l     | 113/115 (98%)   | 112 (99%)  | 1 (1%)   | 75          | 83  |
| 38  | m     | 105/109 (96%)   | 103 (98%)  | 2 (2%)   | 52          | 69  |
| 39  | n     | 96/99 (97%)     | 95 (99%)   | 1 (1%)   | 73          | 82  |
| 40  | o     | 101/105 (96%)   | 101 (100%) | 0        | 100         | 100 |
| 41  | p     | 100/108 (93%)   | 100 (100%) | 0        | 100         | 100 |
| 42  | q     | 90/91 (99%)     | 89 (99%)   | 1 (1%)   | 70          | 80  |
| 43  | r     | 116/132 (88%)   | 115 (99%)  | 1 (1%)   | 75          | 83  |
| 44  | s     | 82/208 (39%)    | 82 (100%)  | 0        | 100         | 100 |
| 45  | t     | 96/96 (100%)    | 96 (100%)  | 0        | 100         | 100 |
| 46  | u     | 69/85 (81%)     | 69 (100%)  | 0        | 100         | 100 |
| 47  | v     | 58/60 (97%)     | 58 (100%)  | 0        | 100         | 100 |
| 48  | w     | 87/98 (89%)     | 87 (100%)  | 0        | 100         | 100 |
| 49  | x     | 41/86 (48%)     | 40 (98%)   | 1 (2%)   | 44          | 62  |
| 50  | y     | 48/49 (98%)     | 45 (94%)   | 3 (6%)   | 15          | 36  |
| 51  | z     | 47/50 (94%)     | 47 (100%)  | 0        | 100         | 100 |
| All | All   | 5730/6433 (89%) | 5684 (99%) | 46 (1%)  | 77          | 85  |

All (46) residues with a non-rotameric sidechain are listed below:

| Mol | Chain | Res | Type |
|-----|-------|-----|------|
| 1   | 0     | 28  | ARG  |
| 2   | 1     | 21  | ARG  |
| 4   | 9     | 130 | ARG  |

*Continued on next page...*

*Continued from previous page...*

| Mol | Chain | Res | Type |
|-----|-------|-----|------|
| 4   | 9     | 436 | LYS  |
| 6   | B     | 87  | LYS  |
| 9   | E     | 80  | LYS  |
| 10  | F     | 113 | LYS  |
| 12  | H     | 108 | ARG  |
| 14  | J     | 49  | ARG  |
| 15  | K     | 116 | ASP  |
| 15  | K     | 117 | THR  |
| 15  | K     | 118 | VAL  |
| 15  | K     | 121 | GLU  |
| 15  | K     | 133 | LYS  |
| 16  | L     | 107 | ARG  |
| 22  | R     | 3   | ARG  |
| 23  | S     | 5   | LYS  |
| 27  | b     | 180 | ARG  |
| 29  | d     | 30  | ARG  |
| 29  | d     | 33  | LYS  |
| 29  | d     | 125 | ARG  |
| 32  | g     | 5   | LYS  |
| 32  | g     | 31  | SER  |
| 32  | g     | 32  | MET  |
| 32  | g     | 41  | ARG  |
| 32  | g     | 42  | LYS  |
| 32  | g     | 43  | LYS  |
| 32  | g     | 44  | LEU  |
| 32  | g     | 45  | PHE  |
| 32  | g     | 46  | LYS  |
| 32  | g     | 87  | ASN  |
| 32  | g     | 88  | GLU  |
| 32  | g     | 89  | ILE  |
| 34  | i     | 15  | ARG  |
| 35  | j     | 7   | ARG  |
| 36  | k     | 94  | ASN  |
| 37  | l     | 60  | LYS  |
| 38  | m     | 30  | LYS  |
| 38  | m     | 99  | ARG  |
| 39  | n     | 17  | LYS  |
| 42  | q     | 52  | LYS  |
| 43  | r     | 9   | ARG  |
| 49  | x     | 41  | LYS  |
| 50  | y     | 47  | MET  |
| 50  | y     | 50  | ASP  |

*Continued on next page...*

*Continued from previous page...*

| Mol | Chain | Res | Type |
|-----|-------|-----|------|
| 50  | y     | 51  | LEU  |

Sometimes sidechains can be flipped to improve hydrogen bonding and reduce clashes. All (34) such sidechains are listed below:

| Mol | Chain | Res | Type |
|-----|-------|-----|------|
| 2   | 1     | 18  | GLN  |
| 4   | 9     | 18  | HIS  |
| 4   | 9     | 135 | ASN  |
| 4   | 9     | 395 | GLN  |
| 4   | 9     | 455 | HIS  |
| 4   | 9     | 503 | GLN  |
| 4   | 9     | 506 | HIS  |
| 5   | A     | 61  | GLN  |
| 5   | A     | 66  | GLN  |
| 9   | E     | 56  | HIS  |
| 10  | F     | 19  | ASN  |
| 18  | N     | 35  | GLN  |
| 18  | N     | 70  | ASN  |
| 20  | P     | 25  | GLN  |
| 20  | P     | 42  | HIS  |
| 22  | R     | 79  | ASN  |
| 23  | S     | 13  | GLN  |
| 26  | a     | 126 | HIS  |
| 26  | a     | 153 | HIS  |
| 26  | a     | 240 | HIS  |
| 27  | b     | 95  | GLN  |
| 28  | c     | 130 | GLN  |
| 28  | c     | 134 | ASN  |
| 28  | c     | 165 | ASN  |
| 28  | c     | 167 | ASN  |
| 30  | e     | 131 | ASN  |
| 31  | f     | 84  | HIS  |
| 32  | g     | 47  | ASN  |
| 32  | g     | 87  | ASN  |
| 38  | m     | 59  | ASN  |
| 40  | o     | 80  | GLN  |
| 43  | r     | 7   | GLN  |
| 43  | r     | 61  | ASN  |
| 46  | u     | 54  | GLN  |

### 5.3.3 RNA ⓘ

| Mol | Chain | Analysed        | Backbone Outliers | Pucker Outliers |
|-----|-------|-----------------|-------------------|-----------------|
| 52  | 3     | 2875/2907 (98%) | 844 (29%)         | 36 (1%)         |
| 53  | 4     | 103/108 (95%)   | 38 (36%)          | 3 (2%)          |
| 54  | 5     | 1490/1520 (98%) | 392 (26%)         | 4 (0%)          |
| 55  | 7     | 75/76 (98%)     | 22 (29%)          | 3 (4%)          |
| 55  | 8     | 75/76 (98%)     | 22 (29%)          | 3 (4%)          |
| All | All   | 4618/4687 (98%) | 1318 (28%)        | 49 (1%)         |

All (1318) RNA backbone outliers are listed below:

| Mol | Chain | Res | Type |
|-----|-------|-----|------|
| 52  | 3     | 14  | U    |
| 52  | 3     | 15  | A    |
| 52  | 3     | 17  | G    |
| 52  | 3     | 29  | G    |
| 52  | 3     | 30  | A    |
| 52  | 3     | 37  | G    |
| 52  | 3     | 42  | U    |
| 52  | 3     | 48  | G    |
| 52  | 3     | 52  | U    |
| 52  | 3     | 53  | G    |
| 52  | 3     | 56  | G    |
| 52  | 3     | 63  | U    |
| 52  | 3     | 64  | U    |
| 52  | 3     | 73  | A    |
| 52  | 3     | 76  | A    |
| 52  | 3     | 77  | G    |
| 52  | 3     | 82  | G    |
| 52  | 3     | 87  | G    |
| 52  | 3     | 94  | A    |
| 52  | 3     | 95  | G    |
| 52  | 3     | 102 | A    |
| 52  | 3     | 103 | G    |
| 52  | 3     | 111 | G    |
| 52  | 3     | 115 | U    |
| 52  | 3     | 119 | A    |
| 52  | 3     | 120 | A    |
| 52  | 3     | 121 | U    |
| 52  | 3     | 122 | G    |
| 52  | 3     | 126 | C    |
| 52  | 3     | 129 | U    |
| 52  | 3     | 132 | G    |
| 52  | 3     | 139 | G    |
| 52  | 3     | 141 | A    |

*Continued on next page...*

*Continued from previous page...*

| Mol | Chain | Res | Type |
|-----|-------|-----|------|
| 52  | 3     | 142 | A    |
| 52  | 3     | 143 | A    |
| 52  | 3     | 144 | C    |
| 52  | 3     | 163 | A    |
| 52  | 3     | 165 | U    |
| 52  | 3     | 166 | A    |
| 52  | 3     | 174 | A    |
| 52  | 3     | 178 | A    |
| 52  | 3     | 180 | A    |
| 52  | 3     | 182 | C    |
| 52  | 3     | 183 | A    |
| 52  | 3     | 184 | A    |
| 52  | 3     | 185 | U    |
| 52  | 3     | 186 | A    |
| 52  | 3     | 188 | G    |
| 52  | 3     | 200 | A    |
| 52  | 3     | 203 | A    |
| 52  | 3     | 208 | A    |
| 52  | 3     | 210 | U    |
| 52  | 3     | 219 | G    |
| 52  | 3     | 220 | A    |
| 52  | 3     | 226 | A    |
| 52  | 3     | 227 | A    |
| 52  | 3     | 228 | A    |
| 52  | 3     | 232 | A    |
| 52  | 3     | 234 | G    |
| 52  | 3     | 237 | A    |
| 52  | 3     | 242 | G    |
| 52  | 3     | 245 | U    |
| 52  | 3     | 246 | G    |
| 52  | 3     | 247 | U    |
| 52  | 3     | 252 | G    |
| 52  | 3     | 262 | G    |
| 52  | 3     | 265 | G    |
| 52  | 3     | 270 | G    |
| 52  | 3     | 276 | A    |
| 52  | 3     | 277 | C    |
| 52  | 3     | 284 | U    |
| 52  | 3     | 285 | U    |
| 52  | 3     | 286 | A    |
| 52  | 3     | 287 | G    |
| 52  | 3     | 295 | U    |

*Continued on next page...*



*Continued from previous page...*

| Mol | Chain | Res | Type |
|-----|-------|-----|------|
| 52  | 3     | 296 | U    |
| 52  | 3     | 297 | G    |
| 52  | 3     | 299 | A    |
| 52  | 3     | 306 | G    |
| 52  | 3     | 310 | U    |
| 52  | 3     | 311 | G    |
| 52  | 3     | 312 | U    |
| 52  | 3     | 313 | G    |
| 52  | 3     | 314 | G    |
| 52  | 3     | 315 | A    |
| 52  | 3     | 316 | C    |
| 52  | 3     | 319 | G    |
| 52  | 3     | 325 | G    |
| 52  | 3     | 333 | A    |
| 52  | 3     | 336 | C    |
| 52  | 3     | 345 | A    |
| 52  | 3     | 351 | G    |
| 52  | 3     | 354 | C    |
| 52  | 3     | 357 | A    |
| 52  | 3     | 363 | G    |
| 52  | 3     | 364 | A    |
| 52  | 3     | 369 | C    |
| 52  | 3     | 378 | G    |
| 52  | 3     | 395 | U    |
| 52  | 3     | 396 | A    |
| 52  | 3     | 402 | A    |
| 52  | 3     | 403 | U    |
| 52  | 3     | 404 | C    |
| 52  | 3     | 408 | G    |
| 52  | 3     | 409 | A    |
| 52  | 3     | 410 | G    |
| 52  | 3     | 411 | U    |
| 52  | 3     | 413 | G    |
| 52  | 3     | 418 | G    |
| 52  | 3     | 421 | A    |
| 52  | 3     | 422 | A    |
| 52  | 3     | 424 | G    |
| 52  | 3     | 425 | U    |
| 52  | 3     | 426 | U    |
| 52  | 3     | 432 | G    |
| 52  | 3     | 437 | A    |
| 52  | 3     | 439 | U    |

*Continued on next page...*

*Continued from previous page...*

| Mol | Chain | Res | Type |
|-----|-------|-----|------|
| 52  | 3     | 440 | C    |
| 52  | 3     | 441 | U    |
| 52  | 3     | 442 | G    |
| 52  | 3     | 447 | G    |
| 52  | 3     | 448 | A    |
| 52  | 3     | 460 | G    |
| 52  | 3     | 462 | C    |
| 52  | 3     | 465 | A    |
| 52  | 3     | 466 | A    |
| 52  | 3     | 469 | C    |
| 52  | 3     | 473 | U    |
| 52  | 3     | 476 | G    |
| 52  | 3     | 478 | G    |
| 52  | 3     | 479 | A    |
| 52  | 3     | 480 | C    |
| 52  | 3     | 482 | G    |
| 52  | 3     | 483 | A    |
| 52  | 3     | 484 | U    |
| 52  | 3     | 487 | C    |
| 52  | 3     | 488 | G    |
| 52  | 3     | 489 | A    |
| 52  | 3     | 490 | A    |
| 52  | 3     | 491 | A    |
| 52  | 3     | 495 | U    |
| 52  | 3     | 501 | G    |
| 52  | 3     | 502 | A    |
| 52  | 3     | 504 | G    |
| 52  | 3     | 509 | G    |
| 52  | 3     | 511 | U    |
| 52  | 3     | 514 | A    |
| 52  | 3     | 515 | A    |
| 52  | 3     | 517 | G    |
| 52  | 3     | 519 | A    |
| 52  | 3     | 520 | C    |
| 52  | 3     | 522 | C    |
| 52  | 3     | 525 | A    |
| 52  | 3     | 531 | G    |
| 52  | 3     | 533 | G    |
| 52  | 3     | 534 | U    |
| 52  | 3     | 538 | A    |
| 52  | 3     | 539 | U    |
| 52  | 3     | 542 | A    |

*Continued on next page...*

*Continued from previous page...*

| Mol | Chain | Res | Type |
|-----|-------|-----|------|
| 52  | 3     | 543 | U    |
| 52  | 3     | 544 | U    |
| 52  | 3     | 553 | A    |
| 52  | 3     | 562 | C    |
| 52  | 3     | 565 | C    |
| 52  | 3     | 566 | G    |
| 52  | 3     | 567 | U    |
| 52  | 3     | 581 | A    |
| 52  | 3     | 583 | U    |
| 52  | 3     | 584 | G    |
| 52  | 3     | 595 | U    |
| 52  | 3     | 596 | G    |
| 52  | 3     | 601 | U    |
| 52  | 3     | 605 | A    |
| 52  | 3     | 606 | G    |
| 52  | 3     | 607 | U    |
| 52  | 3     | 608 | A    |
| 52  | 3     | 610 | G    |
| 52  | 3     | 620 | G    |
| 52  | 3     | 623 | A    |
| 52  | 3     | 638 | A    |
| 52  | 3     | 639 | G    |
| 52  | 3     | 644 | C    |
| 52  | 3     | 646 | A    |
| 52  | 3     | 648 | G    |
| 52  | 3     | 653 | G    |
| 52  | 3     | 654 | G    |
| 52  | 3     | 656 | G    |
| 52  | 3     | 657 | A    |
| 52  | 3     | 663 | A    |
| 52  | 3     | 667 | A    |
| 52  | 3     | 673 | A    |
| 52  | 3     | 675 | U    |
| 52  | 3     | 681 | A    |
| 52  | 3     | 682 | A    |
| 52  | 3     | 683 | G    |
| 52  | 3     | 689 | U    |
| 52  | 3     | 690 | U    |
| 52  | 3     | 691 | G    |
| 52  | 3     | 704 | G    |
| 52  | 3     | 705 | A    |
| 52  | 3     | 706 | C    |

*Continued on next page...*

*Continued from previous page...*

| Mol | Chain | Res | Type |
|-----|-------|-----|------|
| 52  | 3     | 710 | A    |
| 52  | 3     | 712 | A    |
| 52  | 3     | 718 | U    |
| 52  | 3     | 721 | G    |
| 52  | 3     | 722 | C    |
| 52  | 3     | 725 | G    |
| 52  | 3     | 728 | A    |
| 52  | 3     | 730 | G    |
| 52  | 3     | 739 | G    |
| 52  | 3     | 740 | A    |
| 52  | 3     | 752 | C    |
| 52  | 3     | 761 | G    |
| 52  | 3     | 763 | G    |
| 52  | 3     | 765 | A    |
| 52  | 3     | 775 | C    |
| 52  | 3     | 782 | U    |
| 52  | 3     | 792 | G    |
| 52  | 3     | 797 | U    |
| 52  | 3     | 799 | A    |
| 52  | 3     | 810 | G    |
| 52  | 3     | 811 | G    |
| 52  | 3     | 817 | A    |
| 52  | 3     | 819 | U    |
| 52  | 3     | 820 | U    |
| 52  | 3     | 823 | A    |
| 52  | 3     | 824 | A    |
| 52  | 3     | 825 | U    |
| 52  | 3     | 827 | G    |
| 52  | 3     | 828 | A    |
| 52  | 3     | 829 | A    |
| 52  | 3     | 835 | U    |
| 52  | 3     | 840 | G    |
| 52  | 3     | 841 | C    |
| 52  | 3     | 842 | U    |
| 52  | 3     | 847 | C    |
| 52  | 3     | 850 | G    |
| 52  | 3     | 854 | A    |
| 52  | 3     | 862 | U    |
| 52  | 3     | 863 | U    |
| 52  | 3     | 865 | A    |
| 52  | 3     | 866 | G    |
| 52  | 3     | 870 | A    |

*Continued on next page...*

*Continued from previous page...*

| Mol | Chain | Res  | Type |
|-----|-------|------|------|
| 52  | 3     | 873  | G    |
| 52  | 3     | 881  | A    |
| 52  | 3     | 882  | C    |
| 52  | 3     | 883  | A    |
| 52  | 3     | 884  | A    |
| 52  | 3     | 894  | G    |
| 52  | 3     | 902  | U    |
| 52  | 3     | 904  | C    |
| 52  | 3     | 906  | G    |
| 52  | 3     | 907  | A    |
| 52  | 3     | 914  | G    |
| 52  | 3     | 917  | G    |
| 52  | 3     | 918  | G    |
| 52  | 3     | 930  | C    |
| 52  | 3     | 931  | G    |
| 52  | 3     | 932  | U    |
| 52  | 3     | 933  | A    |
| 52  | 3     | 934  | C    |
| 52  | 3     | 941  | C    |
| 52  | 3     | 944  | U    |
| 52  | 3     | 947  | A    |
| 52  | 3     | 949  | C    |
| 52  | 3     | 951  | C    |
| 52  | 3     | 953  | G    |
| 52  | 3     | 968  | U    |
| 52  | 3     | 971  | U    |
| 52  | 3     | 977  | A    |
| 52  | 3     | 979  | U    |
| 52  | 3     | 982  | G    |
| 52  | 3     | 989  | G    |
| 52  | 3     | 990  | G    |
| 52  | 3     | 992  | G    |
| 52  | 3     | 993  | A    |
| 52  | 3     | 995  | A    |
| 52  | 3     | 999  | U    |
| 52  | 3     | 1001 | C    |
| 52  | 3     | 1008 | A    |
| 52  | 3     | 1009 | A    |
| 52  | 3     | 1011 | A    |
| 52  | 3     | 1013 | G    |
| 52  | 3     | 1016 | A    |
| 52  | 3     | 1019 | A    |

*Continued on next page...*

*Continued from previous page...*

| Mol | Chain | Res  | Type |
|-----|-------|------|------|
| 52  | 3     | 1020 | G    |
| 52  | 3     | 1021 | C    |
| 52  | 3     | 1025 | G    |
| 52  | 3     | 1026 | A    |
| 52  | 3     | 1027 | U    |
| 52  | 3     | 1032 | A    |
| 52  | 3     | 1035 | U    |
| 52  | 3     | 1045 | A    |
| 52  | 3     | 1048 | A    |
| 52  | 3     | 1049 | U    |
| 52  | 3     | 1055 | A    |
| 52  | 3     | 1061 | A    |
| 52  | 3     | 1068 | U    |
| 52  | 3     | 1075 | G    |
| 52  | 3     | 1080 | A    |
| 52  | 3     | 1081 | A    |
| 52  | 3     | 1082 | A    |
| 52  | 3     | 1088 | A    |
| 52  | 3     | 1089 | A    |
| 52  | 3     | 1095 | U    |
| 52  | 3     | 1099 | C    |
| 52  | 3     | 1100 | U    |
| 52  | 3     | 1101 | U    |
| 52  | 3     | 1102 | A    |
| 52  | 3     | 1103 | G    |
| 52  | 3     | 1104 | A    |
| 52  | 3     | 1105 | A    |
| 52  | 3     | 1106 | G    |
| 52  | 3     | 1107 | C    |
| 52  | 3     | 1109 | G    |
| 52  | 3     | 1112 | A    |
| 52  | 3     | 1113 | U    |
| 52  | 3     | 1115 | G    |
| 52  | 3     | 1116 | U    |
| 52  | 3     | 1119 | A    |
| 52  | 3     | 1121 | A    |
| 52  | 3     | 1123 | A    |
| 52  | 3     | 1125 | U    |
| 52  | 3     | 1129 | U    |
| 52  | 3     | 1130 | A    |
| 52  | 3     | 1131 | A    |
| 52  | 3     | 1132 | C    |

*Continued on next page...*

*Continued from previous page...*

| Mol | Chain | Res  | Type |
|-----|-------|------|------|
| 52  | 3     | 1147 | G    |
| 52  | 3     | 1151 | U    |
| 52  | 3     | 1154 | U    |
| 52  | 3     | 1157 | G    |
| 52  | 3     | 1158 | C    |
| 52  | 3     | 1165 | U    |
| 52  | 3     | 1167 | U    |
| 52  | 3     | 1168 | A    |
| 52  | 3     | 1170 | C    |
| 52  | 3     | 1171 | G    |
| 52  | 3     | 1176 | U    |
| 52  | 3     | 1177 | A    |
| 52  | 3     | 1178 | A    |
| 52  | 3     | 1186 | A    |
| 52  | 3     | 1191 | A    |
| 52  | 3     | 1202 | A    |
| 52  | 3     | 1203 | G    |
| 52  | 3     | 1204 | A    |
| 52  | 3     | 1208 | A    |
| 52  | 3     | 1209 | U    |
| 52  | 3     | 1210 | A    |
| 52  | 3     | 1212 | C    |
| 52  | 3     | 1215 | G    |
| 52  | 3     | 1216 | U    |
| 52  | 3     | 1217 | G    |
| 52  | 3     | 1234 | U    |
| 52  | 3     | 1235 | U    |
| 52  | 3     | 1236 | G    |
| 52  | 3     | 1242 | G    |
| 52  | 3     | 1251 | G    |
| 52  | 3     | 1253 | G    |
| 52  | 3     | 1254 | U    |
| 52  | 3     | 1257 | G    |
| 52  | 3     | 1259 | A    |
| 52  | 3     | 1265 | G    |
| 52  | 3     | 1268 | U    |
| 52  | 3     | 1274 | A    |
| 52  | 3     | 1279 | U    |
| 52  | 3     | 1281 | A    |
| 52  | 3     | 1282 | G    |
| 52  | 3     | 1283 | A    |
| 52  | 3     | 1284 | A    |

*Continued on next page...*

*Continued from previous page...*

| Mol | Chain | Res  | Type |
|-----|-------|------|------|
| 52  | 3     | 1285 | U    |
| 52  | 3     | 1286 | G    |
| 52  | 3     | 1292 | A    |
| 52  | 3     | 1295 | A    |
| 52  | 3     | 1297 | U    |
| 52  | 3     | 1298 | A    |
| 52  | 3     | 1301 | G    |
| 52  | 3     | 1312 | A    |
| 52  | 3     | 1314 | A    |
| 52  | 3     | 1315 | A    |
| 52  | 3     | 1316 | U    |
| 52  | 3     | 1322 | A    |
| 52  | 3     | 1324 | A    |
| 52  | 3     | 1328 | A    |
| 52  | 3     | 1329 | U    |
| 52  | 3     | 1340 | U    |
| 52  | 3     | 1342 | C    |
| 52  | 3     | 1343 | C    |
| 52  | 3     | 1353 | G    |
| 52  | 3     | 1355 | C    |
| 52  | 3     | 1360 | U    |
| 52  | 3     | 1361 | U    |
| 52  | 3     | 1369 | U    |
| 52  | 3     | 1370 | A    |
| 52  | 3     | 1371 | G    |
| 52  | 3     | 1372 | U    |
| 52  | 3     | 1373 | C    |
| 52  | 3     | 1378 | C    |
| 52  | 3     | 1380 | U    |
| 52  | 3     | 1388 | G    |
| 52  | 3     | 1393 | A    |
| 52  | 3     | 1396 | A    |
| 52  | 3     | 1403 | G    |
| 52  | 3     | 1406 | A    |
| 52  | 3     | 1407 | U    |
| 52  | 3     | 1408 | G    |
| 52  | 3     | 1412 | A    |
| 52  | 3     | 1413 | A    |
| 52  | 3     | 1415 | A    |
| 52  | 3     | 1419 | U    |
| 52  | 3     | 1423 | A    |
| 52  | 3     | 1424 | U    |

*Continued on next page...*



*Continued from previous page...*

| Mol | Chain | Res  | Type |
|-----|-------|------|------|
| 52  | 3     | 1425 | U    |
| 52  | 3     | 1431 | A    |
| 52  | 3     | 1435 | A    |
| 52  | 3     | 1436 | C    |
| 52  | 3     | 1439 | U    |
| 52  | 3     | 1444 | C    |
| 52  | 3     | 1445 | U    |
| 52  | 3     | 1448 | U    |
| 52  | 3     | 1449 | G    |
| 52  | 3     | 1456 | C    |
| 52  | 3     | 1457 | A    |
| 52  | 3     | 1463 | G    |
| 52  | 3     | 1465 | U    |
| 52  | 3     | 1466 | U    |
| 52  | 3     | 1467 | U    |
| 52  | 3     | 1479 | A    |
| 52  | 3     | 1480 | A    |
| 52  | 3     | 1481 | U    |
| 52  | 3     | 1482 | U    |
| 52  | 3     | 1483 | G    |
| 52  | 3     | 1486 | U    |
| 52  | 3     | 1487 | U    |
| 52  | 3     | 1489 | G    |
| 52  | 3     | 1493 | A    |
| 52  | 3     | 1494 | U    |
| 52  | 3     | 1502 | A    |
| 52  | 3     | 1506 | U    |
| 52  | 3     | 1507 | G    |
| 52  | 3     | 1508 | G    |
| 52  | 3     | 1510 | A    |
| 52  | 3     | 1513 | A    |
| 52  | 3     | 1514 | U    |
| 52  | 3     | 1523 | C    |
| 52  | 3     | 1532 | A    |
| 52  | 3     | 1533 | U    |
| 52  | 3     | 1534 | A    |
| 52  | 3     | 1537 | A    |
| 52  | 3     | 1541 | A    |
| 52  | 3     | 1546 | U    |
| 52  | 3     | 1548 | A    |
| 52  | 3     | 1550 | G    |
| 52  | 3     | 1554 | A    |

*Continued on next page...*

*Continued from previous page...*

| Mol | Chain | Res  | Type |
|-----|-------|------|------|
| 52  | 3     | 1555 | G    |
| 52  | 3     | 1558 | A    |
| 52  | 3     | 1559 | A    |
| 52  | 3     | 1571 | G    |
| 52  | 3     | 1580 | G    |
| 52  | 3     | 1584 | U    |
| 52  | 3     | 1585 | A    |
| 52  | 3     | 1587 | U    |
| 52  | 3     | 1588 | A    |
| 52  | 3     | 1589 | A    |
| 52  | 3     | 1594 | G    |
| 52  | 3     | 1600 | A    |
| 52  | 3     | 1601 | A    |
| 52  | 3     | 1612 | U    |
| 52  | 3     | 1615 | G    |
| 52  | 3     | 1616 | G    |
| 52  | 3     | 1618 | U    |
| 52  | 3     | 1619 | A    |
| 52  | 3     | 1637 | A    |
| 52  | 3     | 1642 | G    |
| 52  | 3     | 1643 | A    |
| 52  | 3     | 1644 | A    |
| 52  | 3     | 1648 | A    |
| 52  | 3     | 1651 | C    |
| 52  | 3     | 1652 | A    |
| 52  | 3     | 1654 | G    |
| 52  | 3     | 1656 | A    |
| 52  | 3     | 1661 | A    |
| 52  | 3     | 1663 | G    |
| 52  | 3     | 1668 | G    |
| 52  | 3     | 1674 | A    |
| 52  | 3     | 1679 | U    |
| 52  | 3     | 1680 | A    |
| 52  | 3     | 1681 | G    |
| 52  | 3     | 1682 | C    |
| 52  | 3     | 1683 | G    |
| 52  | 3     | 1687 | G    |
| 52  | 3     | 1688 | A    |
| 52  | 3     | 1694 | A    |
| 52  | 3     | 1695 | G    |
| 52  | 3     | 1698 | A    |
| 52  | 3     | 1699 | A    |

*Continued on next page...*

*Continued from previous page...*

| Mol | Chain | Res  | Type |
|-----|-------|------|------|
| 52  | 3     | 1701 | G    |
| 52  | 3     | 1702 | A    |
| 52  | 3     | 1703 | A    |
| 52  | 3     | 1706 | C    |
| 52  | 3     | 1707 | U    |
| 52  | 3     | 1708 | G    |
| 52  | 3     | 1709 | C    |
| 52  | 3     | 1720 | C    |
| 52  | 3     | 1727 | U    |
| 52  | 3     | 1728 | A    |
| 52  | 3     | 1734 | A    |
| 52  | 3     | 1737 | G    |
| 52  | 3     | 1748 | U    |
| 52  | 3     | 1749 | A    |
| 52  | 3     | 1751 | A    |
| 52  | 3     | 1752 | A    |
| 52  | 3     | 1754 | U    |
| 52  | 3     | 1758 | C    |
| 52  | 3     | 1762 | A    |
| 52  | 3     | 1763 | G    |
| 52  | 3     | 1764 | U    |
| 52  | 3     | 1765 | G    |
| 52  | 3     | 1766 | A    |
| 52  | 3     | 1769 | A    |
| 52  | 3     | 1770 | A    |
| 52  | 3     | 1771 | C    |
| 52  | 3     | 1780 | A    |
| 52  | 3     | 1784 | U    |
| 52  | 3     | 1787 | A    |
| 52  | 3     | 1788 | A    |
| 52  | 3     | 1789 | C    |
| 52  | 3     | 1791 | A    |
| 52  | 3     | 1794 | A    |
| 52  | 3     | 1807 | C    |
| 52  | 3     | 1816 | A    |
| 52  | 3     | 1821 | G    |
| 52  | 3     | 1822 | A    |
| 52  | 3     | 1823 | U    |
| 52  | 3     | 1824 | G    |
| 52  | 3     | 1827 | U    |
| 52  | 3     | 1836 | A    |
| 52  | 3     | 1842 | G    |

*Continued on next page...*

*Continued from previous page...*

| Mol | Chain | Res  | Type |
|-----|-------|------|------|
| 52  | 3     | 1850 | C    |
| 52  | 3     | 1859 | U    |
| 52  | 3     | 1865 | A    |
| 52  | 3     | 1872 | U    |
| 52  | 3     | 1873 | A    |
| 52  | 3     | 1889 | U    |
| 52  | 3     | 1890 | U    |
| 52  | 3     | 1891 | A    |
| 52  | 3     | 1903 | A    |
| 52  | 3     | 1907 | A    |
| 52  | 3     | 1908 | A    |
| 52  | 3     | 1910 | G    |
| 52  | 3     | 1913 | G    |
| 52  | 3     | 1920 | A    |
| 52  | 3     | 1921 | C    |
| 52  | 3     | 1934 | A    |
| 52  | 3     | 1936 | G    |
| 52  | 3     | 1937 | G    |
| 52  | 3     | 1944 | A    |
| 52  | 3     | 1945 | A    |
| 52  | 3     | 1946 | U    |
| 52  | 3     | 1947 | U    |
| 52  | 3     | 1950 | U    |
| 52  | 3     | 1952 | G    |
| 52  | 3     | 1958 | U    |
| 52  | 3     | 1962 | U    |
| 52  | 3     | 1970 | C    |
| 52  | 3     | 1971 | G    |
| 52  | 3     | 1972 | C    |
| 52  | 3     | 1974 | U    |
| 52  | 3     | 1977 | A    |
| 52  | 3     | 1978 | U    |
| 52  | 3     | 1979 | G    |
| 52  | 3     | 1984 | A    |
| 52  | 3     | 1988 | A    |
| 52  | 3     | 1990 | C    |
| 52  | 3     | 1998 | U    |
| 52  | 3     | 1999 | G    |
| 52  | 3     | 2009 | U    |
| 52  | 3     | 2010 | A    |
| 52  | 3     | 2020 | A    |
| 52  | 3     | 2025 | C    |

*Continued on next page...*

*Continued from previous page...*

| Mol | Chain | Res  | Type |
|-----|-------|------|------|
| 52  | 3     | 2028 | G    |
| 52  | 3     | 2030 | A    |
| 52  | 3     | 2037 | A    |
| 52  | 3     | 2038 | A    |
| 52  | 3     | 2040 | A    |
| 52  | 3     | 2041 | C    |
| 52  | 3     | 2043 | C    |
| 52  | 3     | 2050 | G    |
| 52  | 3     | 2055 | A    |
| 52  | 3     | 2056 | A    |
| 52  | 3     | 2057 | C    |
| 52  | 3     | 2058 | G    |
| 52  | 3     | 2059 | G    |
| 52  | 3     | 2060 | G    |
| 52  | 3     | 2061 | A    |
| 52  | 3     | 2062 | C    |
| 52  | 3     | 2063 | G    |
| 52  | 3     | 2067 | A    |
| 52  | 3     | 2068 | G    |
| 52  | 3     | 2069 | A    |
| 52  | 3     | 2070 | C    |
| 52  | 3     | 2075 | U    |
| 52  | 3     | 2076 | G    |
| 52  | 3     | 2084 | A    |
| 52  | 3     | 2087 | G    |
| 52  | 3     | 2100 | G    |
| 52  | 3     | 2106 | G    |
| 52  | 3     | 2107 | A    |
| 52  | 3     | 2109 | A    |
| 52  | 3     | 2110 | U    |
| 52  | 3     | 2111 | U    |
| 52  | 3     | 2112 | A    |
| 52  | 3     | 2114 | C    |
| 52  | 3     | 2116 | U    |
| 52  | 3     | 2119 | A    |
| 52  | 3     | 2123 | A    |
| 52  | 3     | 2126 | A    |
| 52  | 3     | 2127 | G    |
| 52  | 3     | 2133 | A    |
| 52  | 3     | 2138 | U    |
| 52  | 3     | 2139 | C    |
| 52  | 3     | 2140 | G    |

*Continued on next page...*

*Continued from previous page...*

| Mol | Chain | Res  | Type |
|-----|-------|------|------|
| 52  | 3     | 2141 | A    |
| 52  | 3     | 2143 | G    |
| 52  | 3     | 2152 | C    |
| 52  | 3     | 2153 | U    |
| 52  | 3     | 2154 | A    |
| 52  | 3     | 2161 | G    |
| 52  | 3     | 2164 | G    |
| 52  | 3     | 2166 | U    |
| 52  | 3     | 2170 | A    |
| 52  | 3     | 2171 | A    |
| 52  | 3     | 2172 | A    |
| 52  | 3     | 2173 | G    |
| 52  | 3     | 2176 | G    |
| 52  | 3     | 2180 | U    |
| 52  | 3     | 2187 | C    |
| 52  | 3     | 2189 | U    |
| 52  | 3     | 2193 | U    |
| 52  | 3     | 2194 | G    |
| 52  | 3     | 2195 | U    |
| 52  | 3     | 2196 | G    |
| 52  | 3     | 2198 | G    |
| 52  | 3     | 2199 | C    |
| 52  | 3     | 2200 | U    |
| 52  | 3     | 2202 | U    |
| 52  | 3     | 2204 | C    |
| 52  | 3     | 2206 | A    |
| 52  | 3     | 2207 | A    |
| 52  | 3     | 2211 | G    |
| 52  | 3     | 2212 | U    |
| 52  | 3     | 2219 | U    |
| 52  | 3     | 2220 | A    |
| 52  | 3     | 2221 | U    |
| 52  | 3     | 2222 | C    |
| 52  | 3     | 2231 | A    |
| 52  | 3     | 2232 | G    |
| 52  | 3     | 2233 | A    |
| 52  | 3     | 2246 | G    |
| 52  | 3     | 2247 | G    |
| 52  | 3     | 2254 | G    |
| 52  | 3     | 2258 | G    |
| 52  | 3     | 2274 | A    |
| 52  | 3     | 2275 | A    |

*Continued on next page...*

*Continued from previous page...*

| Mol | Chain | Res  | Type |
|-----|-------|------|------|
| 52  | 3     | 2276 | A    |
| 52  | 3     | 2277 | A    |
| 52  | 3     | 2283 | C    |
| 52  | 3     | 2286 | A    |
| 52  | 3     | 2291 | U    |
| 52  | 3     | 2293 | C    |
| 52  | 3     | 2295 | A    |
| 52  | 3     | 2296 | A    |
| 52  | 3     | 2305 | C    |
| 52  | 3     | 2312 | G    |
| 52  | 3     | 2313 | U    |
| 52  | 3     | 2316 | G    |
| 52  | 3     | 2317 | A    |
| 52  | 3     | 2319 | A    |
| 52  | 3     | 2327 | U    |
| 52  | 3     | 2329 | G    |
| 52  | 3     | 2330 | A    |
| 52  | 3     | 2333 | G    |
| 52  | 3     | 2334 | U    |
| 52  | 3     | 2335 | A    |
| 52  | 3     | 2337 | U    |
| 52  | 3     | 2341 | G    |
| 52  | 3     | 2342 | U    |
| 52  | 3     | 2343 | A    |
| 52  | 3     | 2345 | G    |
| 52  | 3     | 2354 | A    |
| 52  | 3     | 2355 | C    |
| 52  | 3     | 2358 | U    |
| 52  | 3     | 2362 | A    |
| 52  | 3     | 2363 | C    |
| 52  | 3     | 2377 | A    |
| 52  | 3     | 2380 | U    |
| 52  | 3     | 2382 | A    |
| 52  | 3     | 2391 | G    |
| 52  | 3     | 2393 | C    |
| 52  | 3     | 2400 | A    |
| 52  | 3     | 2410 | C    |
| 52  | 3     | 2411 | C    |
| 52  | 3     | 2414 | U    |
| 52  | 3     | 2415 | A    |
| 52  | 3     | 2417 | G    |
| 52  | 3     | 2418 | G    |

*Continued on next page...*

*Continued from previous page...*

| Mol | Chain | Res  | Type |
|-----|-------|------|------|
| 52  | 3     | 2428 | C    |
| 52  | 3     | 2431 | U    |
| 52  | 3     | 2432 | C    |
| 52  | 3     | 2433 | A    |
| 52  | 3     | 2436 | G    |
| 52  | 3     | 2437 | G    |
| 52  | 3     | 2438 | A    |
| 52  | 3     | 2439 | U    |
| 52  | 3     | 2441 | A    |
| 52  | 3     | 2443 | A    |
| 52  | 3     | 2449 | U    |
| 52  | 3     | 2452 | G    |
| 52  | 3     | 2453 | G    |
| 52  | 3     | 2456 | A    |
| 52  | 3     | 2457 | U    |
| 52  | 3     | 2458 | A    |
| 52  | 3     | 2468 | U    |
| 52  | 3     | 2475 | C    |
| 52  | 3     | 2476 | A    |
| 52  | 3     | 2477 | A    |
| 52  | 3     | 2483 | C    |
| 52  | 3     | 2486 | A    |
| 52  | 3     | 2488 | C    |
| 52  | 3     | 2492 | G    |
| 52  | 3     | 2495 | A    |
| 52  | 3     | 2497 | U    |
| 52  | 3     | 2498 | G    |
| 52  | 3     | 2499 | U    |
| 52  | 3     | 2502 | G    |
| 52  | 3     | 2503 | G    |
| 52  | 3     | 2505 | A    |
| 52  | 3     | 2507 | C    |
| 52  | 3     | 2509 | C    |
| 52  | 3     | 2510 | G    |
| 52  | 3     | 2511 | A    |
| 52  | 3     | 2512 | U    |
| 52  | 3     | 2513 | G    |
| 52  | 3     | 2514 | U    |
| 52  | 3     | 2521 | A    |
| 52  | 3     | 2526 | A    |
| 52  | 3     | 2528 | C    |
| 52  | 3     | 2537 | G    |

*Continued on next page...*



*Continued from previous page...*

| Mol | Chain | Res  | Type |
|-----|-------|------|------|
| 52  | 3     | 2538 | A    |
| 52  | 3     | 2539 | A    |
| 52  | 3     | 2543 | G    |
| 52  | 3     | 2551 | G    |
| 52  | 3     | 2568 | G    |
| 52  | 3     | 2571 | U    |
| 52  | 3     | 2572 | A    |
| 52  | 3     | 2574 | A    |
| 52  | 3     | 2575 | G    |
| 52  | 3     | 2577 | G    |
| 52  | 3     | 2578 | A    |
| 52  | 3     | 2580 | A    |
| 52  | 3     | 2581 | C    |
| 52  | 3     | 2584 | G    |
| 52  | 3     | 2585 | A    |
| 52  | 3     | 2586 | G    |
| 52  | 3     | 2590 | G    |
| 52  | 3     | 2591 | G    |
| 52  | 3     | 2593 | U    |
| 52  | 3     | 2594 | C    |
| 52  | 3     | 2604 | U    |
| 52  | 3     | 2605 | G    |
| 52  | 3     | 2609 | C    |
| 52  | 3     | 2610 | A    |
| 52  | 3     | 2617 | U    |
| 52  | 3     | 2618 | C    |
| 52  | 3     | 2619 | C    |
| 52  | 3     | 2622 | A    |
| 52  | 3     | 2637 | A    |
| 52  | 3     | 2638 | G    |
| 52  | 3     | 2644 | U    |
| 52  | 3     | 2645 | U    |
| 52  | 3     | 2647 | A    |
| 52  | 3     | 2649 | G    |
| 52  | 3     | 2652 | U    |
| 52  | 3     | 2654 | U    |
| 52  | 3     | 2662 | A    |
| 52  | 3     | 2664 | U    |
| 52  | 3     | 2668 | A    |
| 52  | 3     | 2669 | G    |
| 52  | 3     | 2681 | G    |
| 52  | 3     | 2689 | C    |

*Continued on next page...*

*Continued from previous page...*

| Mol | Chain | Res  | Type |
|-----|-------|------|------|
| 52  | 3     | 2690 | U    |
| 52  | 3     | 2693 | U    |
| 52  | 3     | 2697 | C    |
| 52  | 3     | 2706 | U    |
| 52  | 3     | 2717 | G    |
| 52  | 3     | 2726 | G    |
| 52  | 3     | 2728 | U    |
| 52  | 3     | 2734 | C    |
| 52  | 3     | 2735 | G    |
| 52  | 3     | 2736 | U    |
| 52  | 3     | 2740 | U    |
| 52  | 3     | 2741 | A    |
| 52  | 3     | 2747 | U    |
| 52  | 3     | 2752 | G    |
| 52  | 3     | 2756 | A    |
| 52  | 3     | 2765 | A    |
| 52  | 3     | 2769 | G    |
| 52  | 3     | 2770 | U    |
| 52  | 3     | 2784 | A    |
| 52  | 3     | 2785 | G    |
| 52  | 3     | 2786 | A    |
| 52  | 3     | 2788 | U    |
| 52  | 3     | 2789 | A    |
| 52  | 3     | 2790 | A    |
| 52  | 3     | 2799 | U    |
| 52  | 3     | 2801 | U    |
| 52  | 3     | 2803 | G    |
| 52  | 3     | 2804 | C    |
| 52  | 3     | 2805 | A    |
| 52  | 3     | 2806 | A    |
| 52  | 3     | 2807 | G    |
| 52  | 3     | 2808 | A    |
| 52  | 3     | 2809 | A    |
| 52  | 3     | 2811 | G    |
| 52  | 3     | 2813 | A    |
| 52  | 3     | 2822 | C    |
| 52  | 3     | 2824 | A    |
| 52  | 3     | 2825 | A    |
| 52  | 3     | 2827 | A    |
| 52  | 3     | 2837 | U    |
| 52  | 3     | 2839 | A    |
| 52  | 3     | 2840 | U    |

*Continued on next page...*

*Continued from previous page...*

| Mol | Chain | Res  | Type |
|-----|-------|------|------|
| 52  | 3     | 2850 | G    |
| 52  | 3     | 2853 | U    |
| 52  | 3     | 2863 | G    |
| 52  | 3     | 2866 | A    |
| 52  | 3     | 2870 | U    |
| 52  | 3     | 2876 | G    |
| 52  | 3     | 2883 | A    |
| 52  | 3     | 2888 | U    |
| 52  | 3     | 2890 | G    |
| 52  | 3     | 2895 | A    |
| 52  | 3     | 2897 | G    |
| 52  | 3     | 2898 | A    |
| 52  | 3     | 2899 | C    |
| 53  | 4     | 7    | G    |
| 53  | 4     | 10   | C    |
| 53  | 4     | 11   | A    |
| 53  | 4     | 12   | U    |
| 53  | 4     | 13   | G    |
| 53  | 4     | 19   | G    |
| 53  | 4     | 23   | A    |
| 53  | 4     | 28   | C    |
| 53  | 4     | 30   | U    |
| 53  | 4     | 31   | G    |
| 53  | 4     | 33   | U    |
| 53  | 4     | 35   | C    |
| 53  | 4     | 38   | U    |
| 53  | 4     | 39   | U    |
| 53  | 4     | 40   | U    |
| 53  | 4     | 41   | C    |
| 53  | 4     | 42   | G    |
| 53  | 4     | 46   | C    |
| 53  | 4     | 47   | C    |
| 53  | 4     | 48   | A    |
| 53  | 4     | 49   | G    |
| 53  | 4     | 50   | C    |
| 53  | 4     | 51   | A    |
| 53  | 4     | 54   | U    |
| 53  | 4     | 55   | A    |
| 53  | 4     | 59   | A    |
| 53  | 4     | 60   | C    |
| 53  | 4     | 65   | G    |
| 53  | 4     | 73   | U    |

*Continued on next page...*

*Continued from previous page...*

| Mol | Chain | Res | Type |
|-----|-------|-----|------|
| 53  | 4     | 78  | C    |
| 53  | 4     | 80  | G    |
| 53  | 4     | 88  | G    |
| 53  | 4     | 89  | A    |
| 53  | 4     | 95  | G    |
| 53  | 4     | 99  | A    |
| 53  | 4     | 101 | C    |
| 53  | 4     | 102 | A    |
| 53  | 4     | 103 | C    |
| 54  | 5     | 10  | G    |
| 54  | 5     | 14  | U    |
| 54  | 5     | 19  | C    |
| 54  | 5     | 32  | U    |
| 54  | 5     | 33  | A    |
| 54  | 5     | 38  | U    |
| 54  | 5     | 40  | G    |
| 54  | 5     | 48  | C    |
| 54  | 5     | 49  | C    |
| 54  | 5     | 50  | U    |
| 54  | 5     | 51  | A    |
| 54  | 5     | 52  | A    |
| 54  | 5     | 62  | G    |
| 54  | 5     | 66  | A    |
| 54  | 5     | 67  | U    |
| 54  | 5     | 86  | A    |
| 54  | 5     | 93  | A    |
| 54  | 5     | 94  | A    |
| 54  | 5     | 101 | A    |
| 54  | 5     | 105 | A    |
| 54  | 5     | 106 | C    |
| 54  | 5     | 115 | A    |
| 54  | 5     | 116 | A    |
| 54  | 5     | 117 | U    |
| 54  | 5     | 120 | A    |
| 54  | 5     | 121 | C    |
| 54  | 5     | 125 | A    |
| 54  | 5     | 126 | U    |
| 54  | 5     | 127 | A    |
| 54  | 5     | 128 | A    |
| 54  | 5     | 129 | U    |
| 54  | 5     | 132 | G    |
| 54  | 5     | 134 | G    |

*Continued on next page...*

*Continued from previous page...*

| Mol | Chain | Res | Type |
|-----|-------|-----|------|
| 54  | 5     | 143 | U    |
| 54  | 5     | 149 | G    |
| 54  | 5     | 154 | G    |
| 54  | 5     | 156 | U    |
| 54  | 5     | 159 | U    |
| 54  | 5     | 171 | A    |
| 54  | 5     | 187 | A    |
| 54  | 5     | 197 | A    |
| 54  | 5     | 198 | A    |
| 54  | 5     | 199 | A    |
| 54  | 5     | 210 | G    |
| 54  | 5     | 232 | G    |
| 54  | 5     | 236 | C    |
| 54  | 5     | 240 | U    |
| 54  | 5     | 241 | C    |
| 54  | 5     | 242 | A    |
| 54  | 5     | 243 | G    |
| 54  | 5     | 246 | A    |
| 54  | 5     | 247 | G    |
| 54  | 5     | 250 | G    |
| 54  | 5     | 260 | C    |
| 54  | 5     | 262 | G    |
| 54  | 5     | 267 | C    |
| 54  | 5     | 269 | A    |
| 54  | 5     | 274 | A    |
| 54  | 5     | 276 | U    |
| 54  | 5     | 285 | G    |
| 54  | 5     | 288 | A    |
| 54  | 5     | 301 | G    |
| 54  | 5     | 302 | A    |
| 54  | 5     | 303 | A    |
| 54  | 5     | 307 | C    |
| 54  | 5     | 312 | A    |
| 54  | 5     | 317 | A    |
| 54  | 5     | 318 | C    |
| 54  | 5     | 323 | A    |
| 54  | 5     | 324 | C    |
| 54  | 5     | 325 | A    |
| 54  | 5     | 326 | C    |
| 54  | 5     | 328 | G    |
| 54  | 5     | 332 | A    |
| 54  | 5     | 334 | A    |

*Continued on next page...*

*Continued from previous page...*

| Mol | Chain | Res | Type |
|-----|-------|-----|------|
| 54  | 5     | 340 | A    |
| 54  | 5     | 341 | C    |
| 54  | 5     | 342 | G    |
| 54  | 5     | 345 | A    |
| 54  | 5     | 348 | C    |
| 54  | 5     | 350 | G    |
| 54  | 5     | 352 | A    |
| 54  | 5     | 359 | A    |
| 54  | 5     | 363 | U    |
| 54  | 5     | 365 | U    |
| 54  | 5     | 368 | C    |
| 54  | 5     | 371 | U    |
| 54  | 5     | 373 | A    |
| 54  | 5     | 375 | C    |
| 54  | 5     | 377 | A    |
| 54  | 5     | 385 | A    |
| 54  | 5     | 388 | G    |
| 54  | 5     | 400 | G    |
| 54  | 5     | 402 | G    |
| 54  | 5     | 408 | U    |
| 54  | 5     | 409 | G    |
| 54  | 5     | 410 | A    |
| 54  | 5     | 417 | U    |
| 54  | 5     | 418 | U    |
| 54  | 5     | 419 | A    |
| 54  | 5     | 420 | A    |
| 54  | 5     | 423 | U    |
| 54  | 5     | 426 | U    |
| 54  | 5     | 435 | U    |
| 54  | 5     | 440 | U    |
| 54  | 5     | 444 | G    |
| 54  | 5     | 449 | A    |
| 54  | 5     | 450 | U    |
| 54  | 5     | 452 | A    |
| 54  | 5     | 453 | C    |
| 54  | 5     | 464 | A    |
| 54  | 5     | 468 | G    |
| 54  | 5     | 471 | A    |
| 54  | 5     | 474 | G    |
| 54  | 5     | 476 | U    |
| 54  | 5     | 477 | U    |
| 54  | 5     | 478 | G    |

*Continued on next page...*

*Continued from previous page...*

| Mol | Chain | Res | Type |
|-----|-------|-----|------|
| 54  | 5     | 481 | U    |
| 54  | 5     | 482 | G    |
| 54  | 5     | 483 | U    |
| 54  | 5     | 488 | U    |
| 54  | 5     | 489 | U    |
| 54  | 5     | 493 | A    |
| 54  | 5     | 494 | A    |
| 54  | 5     | 506 | U    |
| 54  | 5     | 507 | A    |
| 54  | 5     | 509 | C    |
| 54  | 5     | 510 | U    |
| 54  | 5     | 515 | G    |
| 54  | 5     | 516 | C    |
| 54  | 5     | 519 | G    |
| 54  | 5     | 522 | G    |
| 54  | 5     | 525 | G    |
| 54  | 5     | 531 | A    |
| 54  | 5     | 532 | U    |
| 54  | 5     | 533 | A    |
| 54  | 5     | 534 | C    |
| 54  | 5     | 543 | C    |
| 54  | 5     | 545 | A    |
| 54  | 5     | 557 | A    |
| 54  | 5     | 558 | U    |
| 54  | 5     | 559 | U    |
| 54  | 5     | 560 | U    |
| 54  | 5     | 562 | U    |
| 54  | 5     | 568 | G    |
| 54  | 5     | 569 | U    |
| 54  | 5     | 570 | A    |
| 54  | 5     | 571 | A    |
| 54  | 5     | 573 | G    |
| 54  | 5     | 574 | C    |
| 54  | 5     | 575 | A    |
| 54  | 5     | 585 | G    |
| 54  | 5     | 586 | G    |
| 54  | 5     | 593 | A    |
| 54  | 5     | 594 | A    |
| 54  | 5     | 595 | G    |
| 54  | 5     | 610 | C    |
| 54  | 5     | 616 | C    |
| 54  | 5     | 617 | U    |

*Continued on next page...*

*Continued from previous page...*

| Mol | Chain | Res | Type |
|-----|-------|-----|------|
| 54  | 5     | 620 | A    |
| 54  | 5     | 628 | A    |
| 54  | 5     | 629 | U    |
| 54  | 5     | 638 | A    |
| 54  | 5     | 639 | A    |
| 54  | 5     | 640 | C    |
| 54  | 5     | 646 | A    |
| 54  | 5     | 650 | A    |
| 54  | 5     | 652 | A    |
| 54  | 5     | 653 | G    |
| 54  | 5     | 659 | U    |
| 54  | 5     | 662 | G    |
| 54  | 5     | 680 | G    |
| 54  | 5     | 682 | G    |
| 54  | 5     | 683 | G    |
| 54  | 5     | 684 | A    |
| 54  | 5     | 690 | G    |
| 54  | 5     | 691 | A    |
| 54  | 5     | 694 | U    |
| 54  | 5     | 697 | G    |
| 54  | 5     | 699 | A    |
| 54  | 5     | 700 | G    |
| 54  | 5     | 701 | A    |
| 54  | 5     | 715 | A    |
| 54  | 5     | 716 | C    |
| 54  | 5     | 718 | A    |
| 54  | 5     | 719 | G    |
| 54  | 5     | 720 | U    |
| 54  | 5     | 721 | G    |
| 54  | 5     | 724 | G    |
| 54  | 5     | 728 | G    |
| 54  | 5     | 731 | A    |
| 54  | 5     | 742 | C    |
| 54  | 5     | 745 | U    |
| 54  | 5     | 746 | A    |
| 54  | 5     | 749 | G    |
| 54  | 5     | 752 | G    |
| 54  | 5     | 771 | G    |
| 54  | 5     | 774 | A    |
| 54  | 5     | 775 | G    |
| 54  | 5     | 784 | A    |
| 54  | 5     | 787 | A    |

*Continued on next page...*



*Continued from previous page...*

| Mol | Chain | Res | Type |
|-----|-------|-----|------|
| 54  | 5     | 790 | U    |
| 54  | 5     | 791 | A    |
| 54  | 5     | 796 | A    |
| 54  | 5     | 802 | C    |
| 54  | 5     | 806 | A    |
| 54  | 5     | 809 | G    |
| 54  | 5     | 813 | A    |
| 54  | 5     | 814 | C    |
| 54  | 5     | 815 | G    |
| 54  | 5     | 818 | A    |
| 54  | 5     | 820 | A    |
| 54  | 5     | 822 | A    |
| 54  | 5     | 825 | A    |
| 54  | 5     | 829 | G    |
| 54  | 5     | 830 | U    |
| 54  | 5     | 849 | A    |
| 54  | 5     | 865 | U    |
| 54  | 5     | 870 | A    |
| 54  | 5     | 878 | U    |
| 54  | 5     | 879 | G    |
| 54  | 5     | 882 | U    |
| 54  | 5     | 883 | A    |
| 54  | 5     | 885 | U    |
| 54  | 5     | 896 | G    |
| 54  | 5     | 908 | A    |
| 54  | 5     | 910 | C    |
| 54  | 5     | 911 | G    |
| 54  | 5     | 912 | G    |
| 54  | 5     | 921 | G    |
| 54  | 5     | 922 | G    |
| 54  | 5     | 923 | G    |
| 54  | 5     | 929 | C    |
| 54  | 5     | 930 | A    |
| 54  | 5     | 938 | U    |
| 54  | 5     | 940 | G    |
| 54  | 5     | 945 | U    |
| 54  | 5     | 953 | A    |
| 54  | 5     | 955 | U    |
| 54  | 5     | 961 | G    |
| 54  | 5     | 962 | G    |
| 54  | 5     | 964 | A    |
| 54  | 5     | 966 | A    |

*Continued on next page...*

*Continued from previous page...*

| Mol | Chain | Res  | Type |
|-----|-------|------|------|
| 54  | 5     | 970  | A    |
| 54  | 5     | 971  | A    |
| 54  | 5     | 972  | A    |
| 54  | 5     | 976  | U    |
| 54  | 5     | 977  | U    |
| 54  | 5     | 984  | A    |
| 54  | 5     | 986  | U    |
| 54  | 5     | 987  | U    |
| 54  | 5     | 988  | G    |
| 54  | 5     | 989  | A    |
| 54  | 5     | 996  | U    |
| 54  | 5     | 997  | G    |
| 54  | 5     | 999  | C    |
| 54  | 5     | 1001 | A    |
| 54  | 5     | 1004 | U    |
| 54  | 5     | 1006 | A    |
| 54  | 5     | 1014 | A    |
| 54  | 5     | 1030 | G    |
| 54  | 5     | 1036 | C    |
| 54  | 5     | 1037 | A    |
| 54  | 5     | 1039 | G    |
| 54  | 5     | 1041 | G    |
| 54  | 5     | 1044 | G    |
| 54  | 5     | 1045 | C    |
| 54  | 5     | 1056 | U    |
| 54  | 5     | 1058 | A    |
| 54  | 5     | 1066 | U    |
| 54  | 5     | 1071 | A    |
| 54  | 5     | 1072 | G    |
| 54  | 5     | 1073 | A    |
| 54  | 5     | 1077 | U    |
| 54  | 5     | 1082 | U    |
| 54  | 5     | 1083 | A    |
| 54  | 5     | 1085 | G    |
| 54  | 5     | 1086 | U    |
| 54  | 5     | 1092 | A    |
| 54  | 5     | 1102 | A    |
| 54  | 5     | 1108 | A    |
| 54  | 5     | 1113 | U    |
| 54  | 5     | 1115 | G    |
| 54  | 5     | 1116 | U    |
| 54  | 5     | 1117 | U    |

*Continued on next page...*

*Continued from previous page...*

| Mol | Chain | Res  | Type |
|-----|-------|------|------|
| 54  | 5     | 1118 | A    |
| 54  | 5     | 1119 | C    |
| 54  | 5     | 1121 | U    |
| 54  | 5     | 1122 | U    |
| 54  | 5     | 1123 | G    |
| 54  | 5     | 1124 | U    |
| 54  | 5     | 1125 | C    |
| 54  | 5     | 1126 | U    |
| 54  | 5     | 1128 | G    |
| 54  | 5     | 1134 | C    |
| 54  | 5     | 1135 | U    |
| 54  | 5     | 1142 | G    |
| 54  | 5     | 1144 | A    |
| 54  | 5     | 1159 | A    |
| 54  | 5     | 1165 | G    |
| 54  | 5     | 1166 | A    |
| 54  | 5     | 1171 | A    |
| 54  | 5     | 1172 | A    |
| 54  | 5     | 1173 | A    |
| 54  | 5     | 1176 | A    |
| 54  | 5     | 1187 | U    |
| 54  | 5     | 1188 | A    |
| 54  | 5     | 1189 | U    |
| 54  | 5     | 1199 | U    |
| 54  | 5     | 1200 | G    |
| 54  | 5     | 1201 | C    |
| 54  | 5     | 1202 | A    |
| 54  | 5     | 1203 | A    |
| 54  | 5     | 1211 | A    |
| 54  | 5     | 1214 | A    |
| 54  | 5     | 1215 | U    |
| 54  | 5     | 1216 | G    |
| 54  | 5     | 1231 | U    |
| 54  | 5     | 1233 | G    |
| 54  | 5     | 1235 | C    |
| 54  | 5     | 1241 | G    |
| 54  | 5     | 1243 | A    |
| 54  | 5     | 1245 | A    |
| 54  | 5     | 1255 | A    |
| 54  | 5     | 1256 | U    |
| 54  | 5     | 1260 | U    |
| 54  | 5     | 1261 | A    |

*Continued on next page...*

*Continued from previous page...*

| Mol | Chain | Res  | Type |
|-----|-------|------|------|
| 54  | 5     | 1264 | G    |
| 54  | 5     | 1269 | U    |
| 54  | 5     | 1271 | U    |
| 54  | 5     | 1272 | C    |
| 54  | 5     | 1273 | A    |
| 54  | 5     | 1275 | U    |
| 54  | 5     | 1279 | G    |
| 54  | 5     | 1283 | G    |
| 54  | 5     | 1291 | C    |
| 54  | 5     | 1293 | A    |
| 54  | 5     | 1294 | U    |
| 54  | 5     | 1296 | C    |
| 54  | 5     | 1297 | G    |
| 54  | 5     | 1305 | G    |
| 54  | 5     | 1310 | C    |
| 54  | 5     | 1312 | G    |
| 54  | 5     | 1313 | A    |
| 54  | 5     | 1315 | U    |
| 54  | 5     | 1320 | A    |
| 54  | 5     | 1322 | U    |
| 54  | 5     | 1328 | C    |
| 54  | 5     | 1337 | U    |
| 54  | 5     | 1338 | A    |
| 54  | 5     | 1343 | G    |
| 54  | 5     | 1354 | G    |
| 54  | 5     | 1356 | U    |
| 54  | 5     | 1364 | C    |
| 54  | 5     | 1369 | A    |
| 54  | 5     | 1372 | C    |
| 54  | 5     | 1374 | C    |
| 54  | 5     | 1375 | C    |
| 54  | 5     | 1376 | G    |
| 54  | 5     | 1381 | U    |
| 54  | 5     | 1394 | G    |
| 54  | 5     | 1397 | G    |
| 54  | 5     | 1398 | G    |
| 54  | 5     | 1400 | A    |
| 54  | 5     | 1405 | U    |
| 54  | 5     | 1408 | A    |
| 54  | 5     | 1411 | A    |
| 54  | 5     | 1417 | U    |
| 54  | 5     | 1421 | A    |

*Continued on next page...*

*Continued from previous page...*

| Mol | Chain | Res  | Type |
|-----|-------|------|------|
| 54  | 5     | 1423 | C    |
| 54  | 5     | 1427 | U    |
| 54  | 5     | 1429 | G    |
| 54  | 5     | 1435 | G    |
| 54  | 5     | 1442 | A    |
| 54  | 5     | 1445 | G    |
| 54  | 5     | 1448 | A    |
| 54  | 5     | 1449 | G    |
| 54  | 5     | 1451 | A    |
| 54  | 5     | 1466 | U    |
| 54  | 5     | 1467 | A    |
| 54  | 5     | 1468 | A    |
| 54  | 5     | 1469 | G    |
| 54  | 5     | 1472 | G    |
| 54  | 5     | 1474 | A    |
| 54  | 5     | 1478 | A    |
| 54  | 5     | 1480 | G    |
| 54  | 5     | 1482 | A    |
| 54  | 5     | 1492 | G    |
| 54  | 5     | 1495 | C    |
| 54  | 5     | 1504 | G    |
| 54  | 5     | 1505 | G    |
| 54  | 5     | 1506 | A    |
| 55  | 7     | 3    | G    |
| 55  | 7     | 4    | U    |
| 55  | 7     | 17   | U    |
| 55  | 7     | 18   | C    |
| 55  | 7     | 19   | G    |
| 55  | 7     | 21   | U    |
| 55  | 7     | 22   | A    |
| 55  | 7     | 24   | A    |
| 55  | 7     | 28   | A    |
| 55  | 7     | 36   | A    |
| 55  | 7     | 44   | U    |
| 55  | 7     | 49   | C    |
| 55  | 7     | 53   | A    |
| 55  | 7     | 54   | G    |
| 55  | 7     | 55   | U    |
| 55  | 7     | 58   | G    |
| 55  | 7     | 61   | U    |
| 55  | 7     | 71   | A    |
| 55  | 7     | 72   | C    |

*Continued on next page...*

*Continued from previous page...*

| Mol | Chain | Res | Type |
|-----|-------|-----|------|
| 55  | 7     | 73  | C    |
| 55  | 7     | 74  | A    |
| 55  | 7     | 77  | A    |
| 55  | 8     | 3   | G    |
| 55  | 8     | 4   | U    |
| 55  | 8     | 17  | U    |
| 55  | 8     | 18  | C    |
| 55  | 8     | 19  | G    |
| 55  | 8     | 21  | U    |
| 55  | 8     | 22  | A    |
| 55  | 8     | 24  | A    |
| 55  | 8     | 28  | A    |
| 55  | 8     | 36  | A    |
| 55  | 8     | 44  | U    |
| 55  | 8     | 49  | C    |
| 55  | 8     | 53  | A    |
| 55  | 8     | 54  | G    |
| 55  | 8     | 55  | U    |
| 55  | 8     | 58  | G    |
| 55  | 8     | 61  | U    |
| 55  | 8     | 71  | A    |
| 55  | 8     | 72  | C    |
| 55  | 8     | 73  | C    |
| 55  | 8     | 74  | A    |
| 55  | 8     | 77  | A    |

All (49) RNA pucker outliers are listed below:

| Mol | Chain | Res | Type |
|-----|-------|-----|------|
| 52  | 3     | 184 | A    |
| 52  | 3     | 296 | U    |
| 52  | 3     | 410 | G    |
| 52  | 3     | 425 | U    |
| 52  | 3     | 500 | U    |
| 52  | 3     | 513 | A    |
| 52  | 3     | 662 | U    |
| 52  | 3     | 688 | U    |
| 52  | 3     | 880 | C    |
| 52  | 3     | 881 | A    |
| 52  | 3     | 903 | A    |
| 52  | 3     | 933 | A    |
| 52  | 3     | 952 | U    |

*Continued on next page...*

*Continued from previous page...*

| Mol | Chain | Res  | Type |
|-----|-------|------|------|
| 52  | 3     | 1048 | A    |
| 52  | 3     | 1209 | U    |
| 52  | 3     | 1211 | U    |
| 52  | 3     | 1297 | U    |
| 52  | 3     | 1507 | G    |
| 52  | 3     | 1583 | G    |
| 52  | 3     | 1588 | A    |
| 52  | 3     | 1618 | U    |
| 52  | 3     | 1706 | C    |
| 52  | 3     | 1820 | U    |
| 52  | 3     | 2140 | G    |
| 52  | 3     | 2504 | C    |
| 52  | 3     | 2506 | C    |
| 52  | 3     | 2513 | G    |
| 52  | 3     | 2604 | U    |
| 52  | 3     | 2668 | A    |
| 52  | 3     | 2764 | U    |
| 52  | 3     | 2800 | U    |
| 52  | 3     | 2808 | A    |
| 52  | 3     | 2823 | A    |
| 52  | 3     | 2862 | U    |
| 52  | 3     | 2889 | U    |
| 52  | 3     | 2897 | G    |
| 53  | 4     | 50   | C    |
| 53  | 4     | 54   | U    |
| 53  | 4     | 59   | A    |
| 54  | 5     | 384  | G    |
| 54  | 5     | 473  | A    |
| 54  | 5     | 482  | G    |
| 54  | 5     | 1133 | A    |
| 55  | 7     | 16   | G    |
| 55  | 7     | 71   | A    |
| 55  | 7     | 74   | A    |
| 55  | 8     | 16   | G    |
| 55  | 8     | 71   | A    |
| 55  | 8     | 74   | A    |

## 5.4 Non-standard residues in protein, DNA, RNA chains ⓘ

There are no non-standard protein/DNA/RNA residues in this entry.

## 5.5 Carbohydrates [i](#)

There are no oligosaccharides in this entry.

## 5.6 Ligand geometry [i](#)

There are no ligands in this entry.

## 5.7 Other polymers [i](#)

There are no such residues in this entry.

## 5.8 Polymer linkage issues [i](#)

There are no chain breaks in this entry.



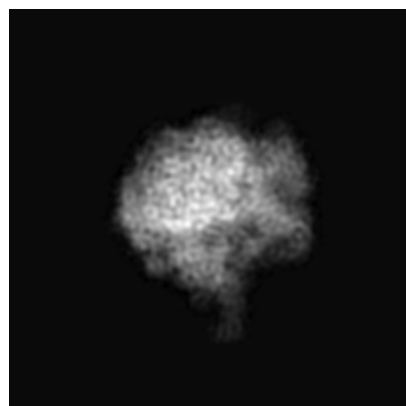
## 6 Map visualisation [i](#)

This section contains visualisations of the EMDB entry EMD-13281. These allow visual inspection of the internal detail of the map and identification of artifacts.

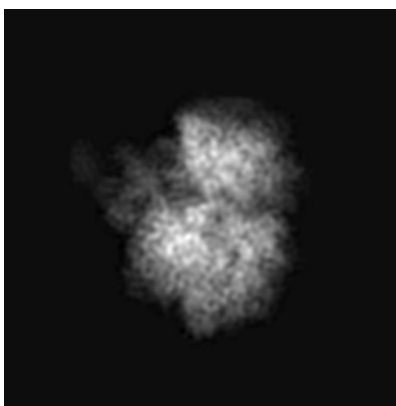
Images derived from a raw map, generated by summing the deposited half-maps, are presented below the corresponding image components of the primary map to allow further visual inspection and comparison with those of the primary map.

### 6.1 Orthogonal projections [i](#)

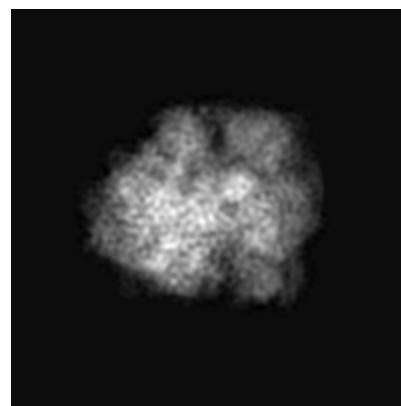
#### 6.1.1 Primary map



X

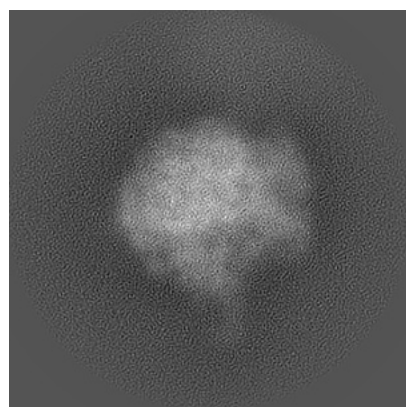


Y

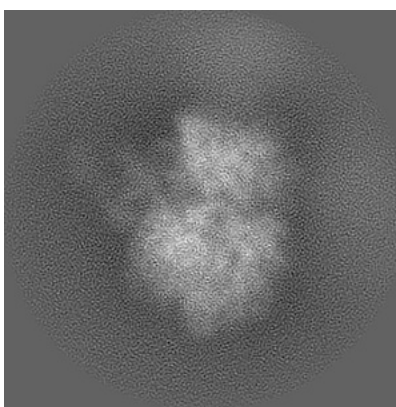


Z

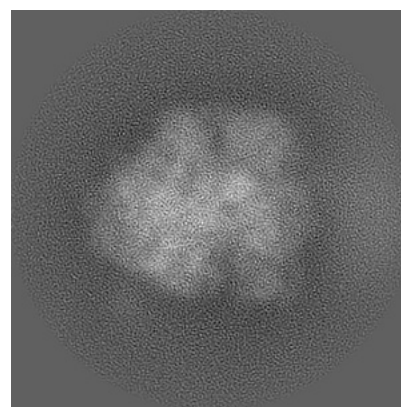
#### 6.1.2 Raw map



X



Y




Z

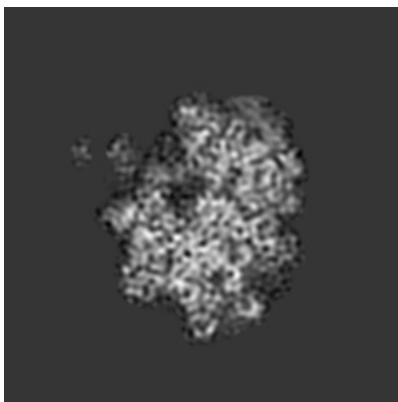
The images above show the map projected in three orthogonal directions.

## 6.2 Central slices [i](#)


### 6.2.1 Primary map



X Index: 128




Y Index: 128




Z Index: 128


### 6.2.2 Raw map



X Index: 128



Y Index: 128

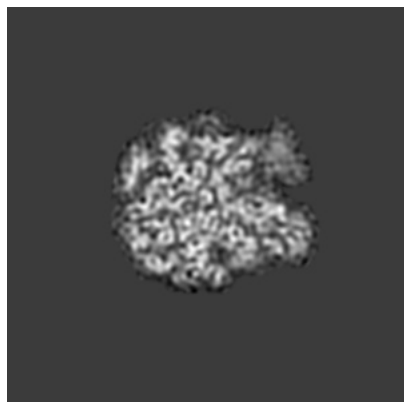


Z Index: 128

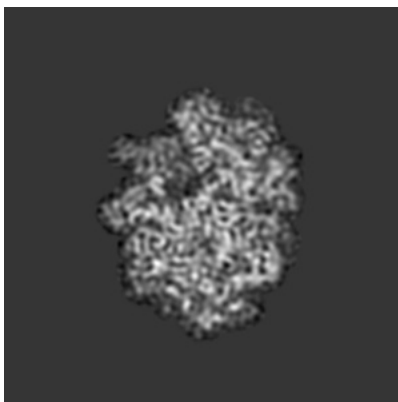
The images above show central slices of the map in three orthogonal directions.

## 6.3 Largest variance slices [i](#)

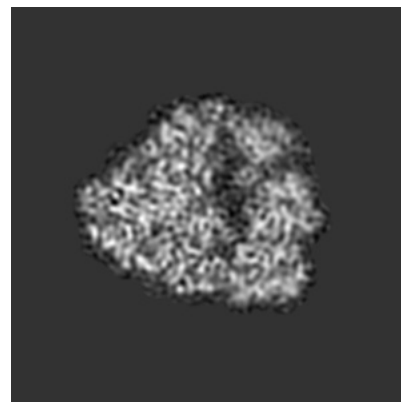
### 6.3.1 Primary map



X Index: 104




Y Index: 120




Z Index: 122


### 6.3.2 Raw map



X Index: 120



Y Index: 122




Z Index: 133


The images above show the largest variance slices of the map in three orthogonal directions.

## 6.4 Orthogonal standard-deviation projections (False-color) [i](#)


### 6.4.1 Primary map



X




Y




Z


### 6.4.2 Raw map



X



Y



Z

The images above show the map standard deviation projections with false color in three orthogonal directions. Minimum values are shown in green, max in blue, and dark to light orange shades represent small to large values respectively.




## 6.5 Orthogonal surface views [i](#)

### 6.5.1 Primary map



The images above show the 3D surface view of the map at the recommended contour level 0.5. These images, in conjunction with the slice images, may facilitate assessment of whether an appropriate contour level has been provided.

### 6.5.2 Raw map



These images show the 3D surface of the raw map. The raw map's contour level was selected so that its surface encloses the same volume as the primary map does at its recommended contour level.


## 6.6 Mask visualisation [i](#)

This section shows the 3D surface view of the primary map at 50% transparency overlaid with the specified mask at 0% transparency

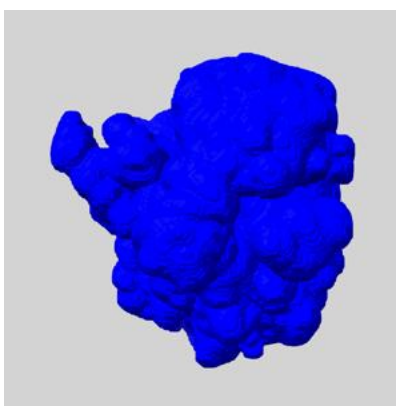
A mask typically either:

- Encompasses the whole structure
- Separates out a domain, a functional unit, a monomer or an area of interest from a larger structure


### 6.6.1 emd\_13281\_msk\_1.map [i](#)



X



Y

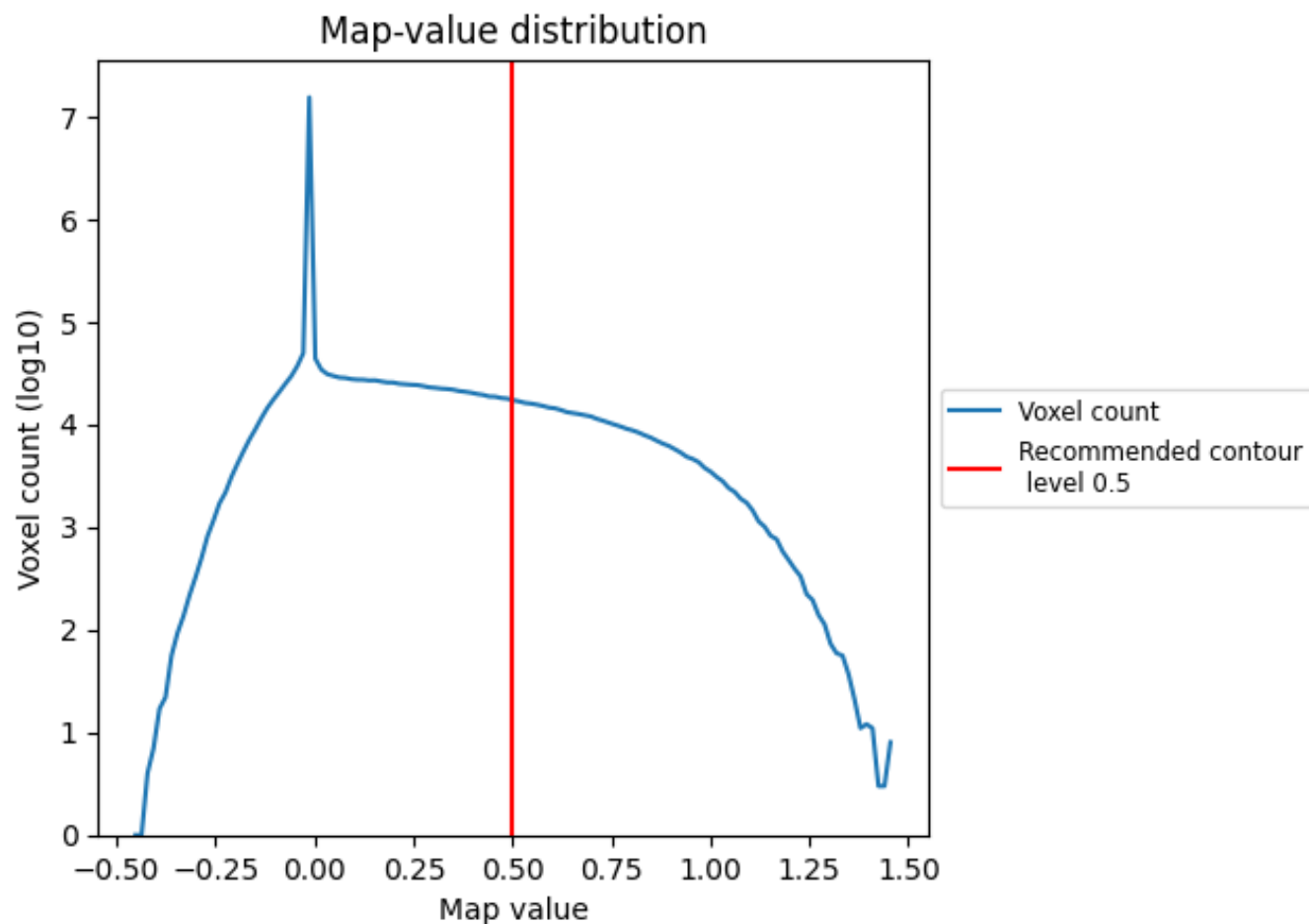


Z

## 7 Map analysis [i](#)

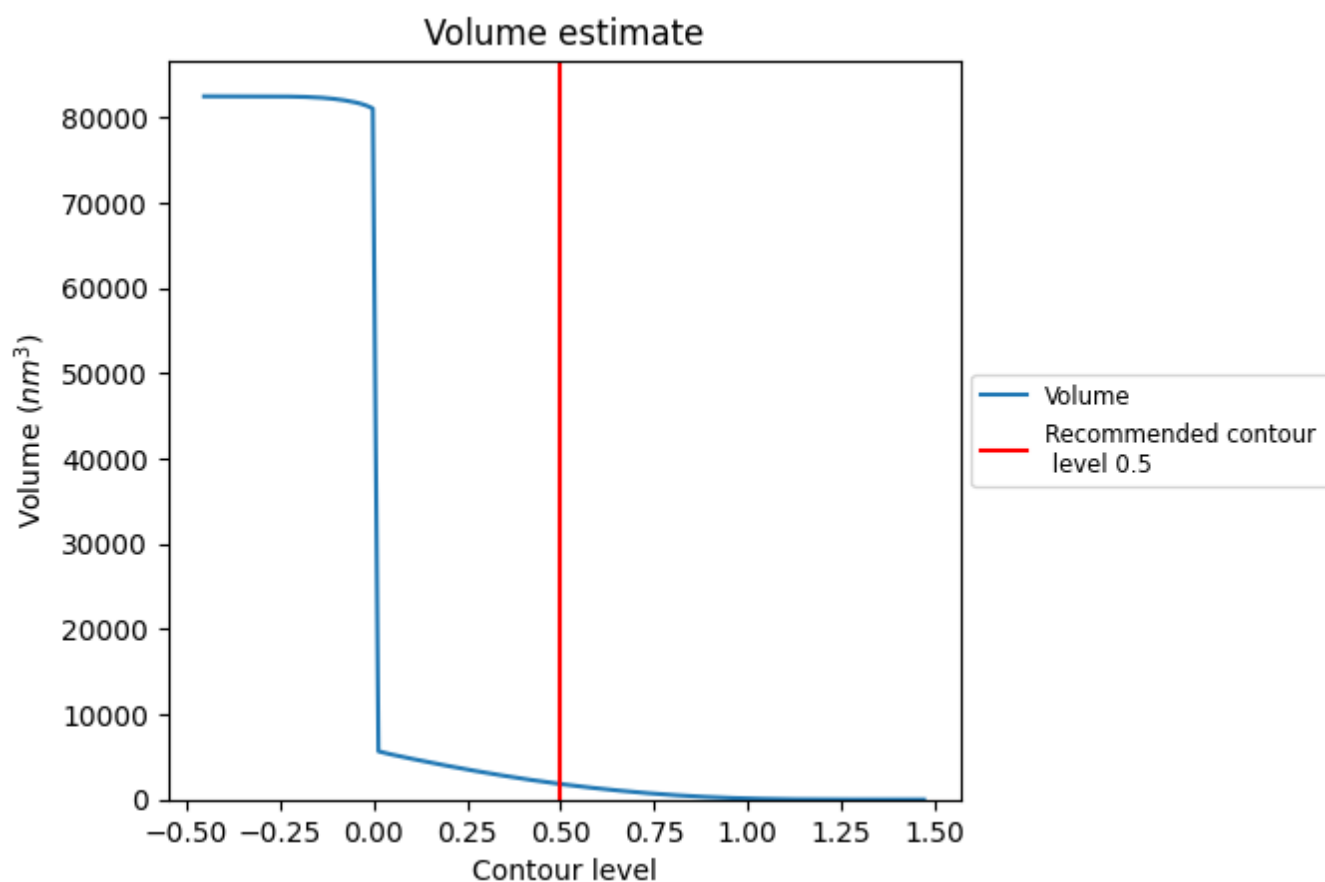
This section contains the results of statistical analysis of the map.

### 7.1 Map-value distribution [i](#)



The map-value distribution is plotted in 128 intervals along the x-axis. The y-axis is logarithmic. A spike in this graph at zero usually indicates that the volume has been masked.

## 7.2 Volume estimate [i](#)

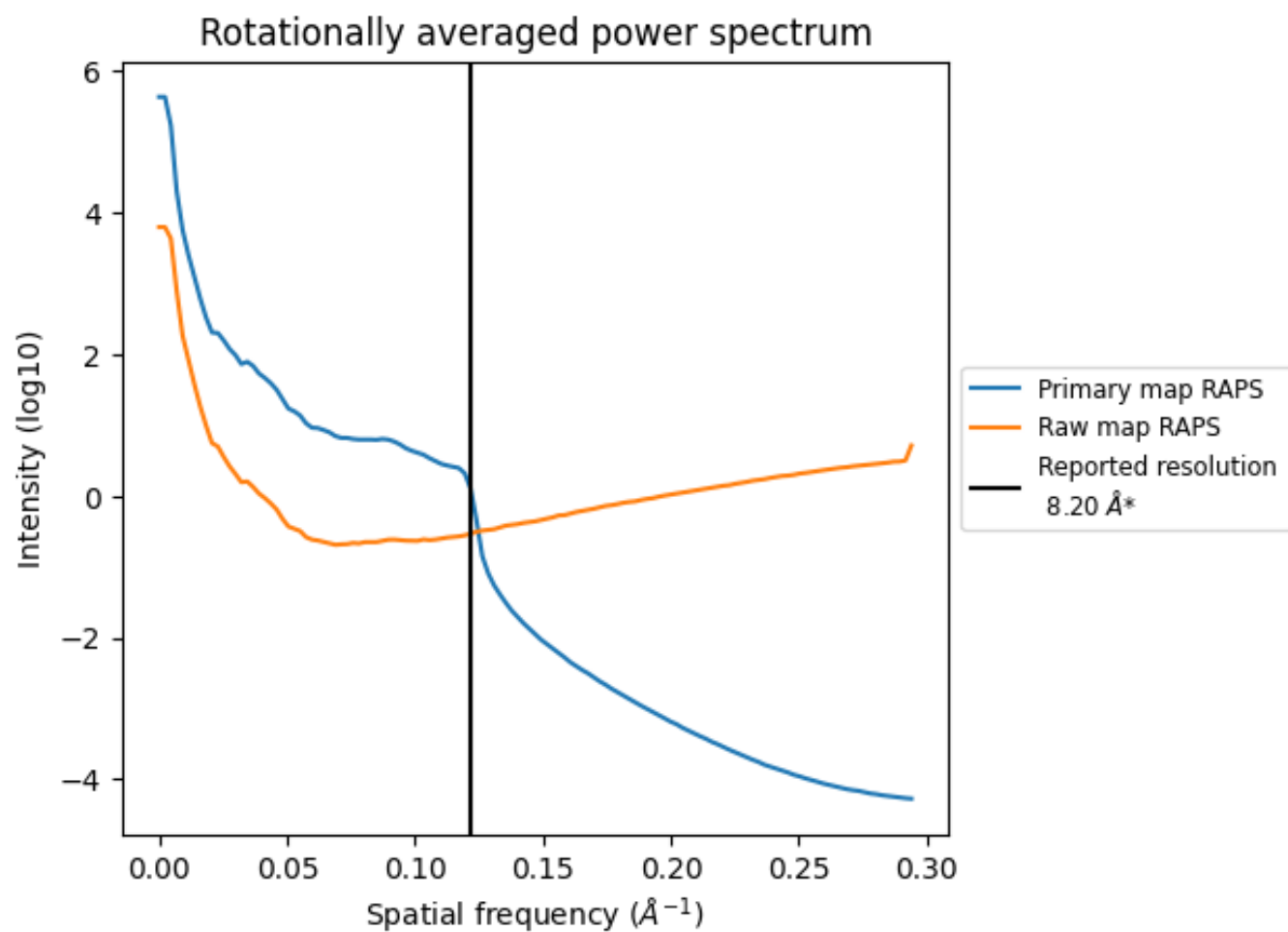


The volume at the recommended contour level is 1826 nm<sup>3</sup>; this corresponds to an approximate mass of 1649 kDa.

The volume estimate graph shows how the enclosed volume varies with the contour level. The recommended contour level is shown as a vertical line and the intersection between the line and the curve gives the volume of the enclosed surface at the given level.



### 7.3 Rotationally averaged power spectrum ⓘ

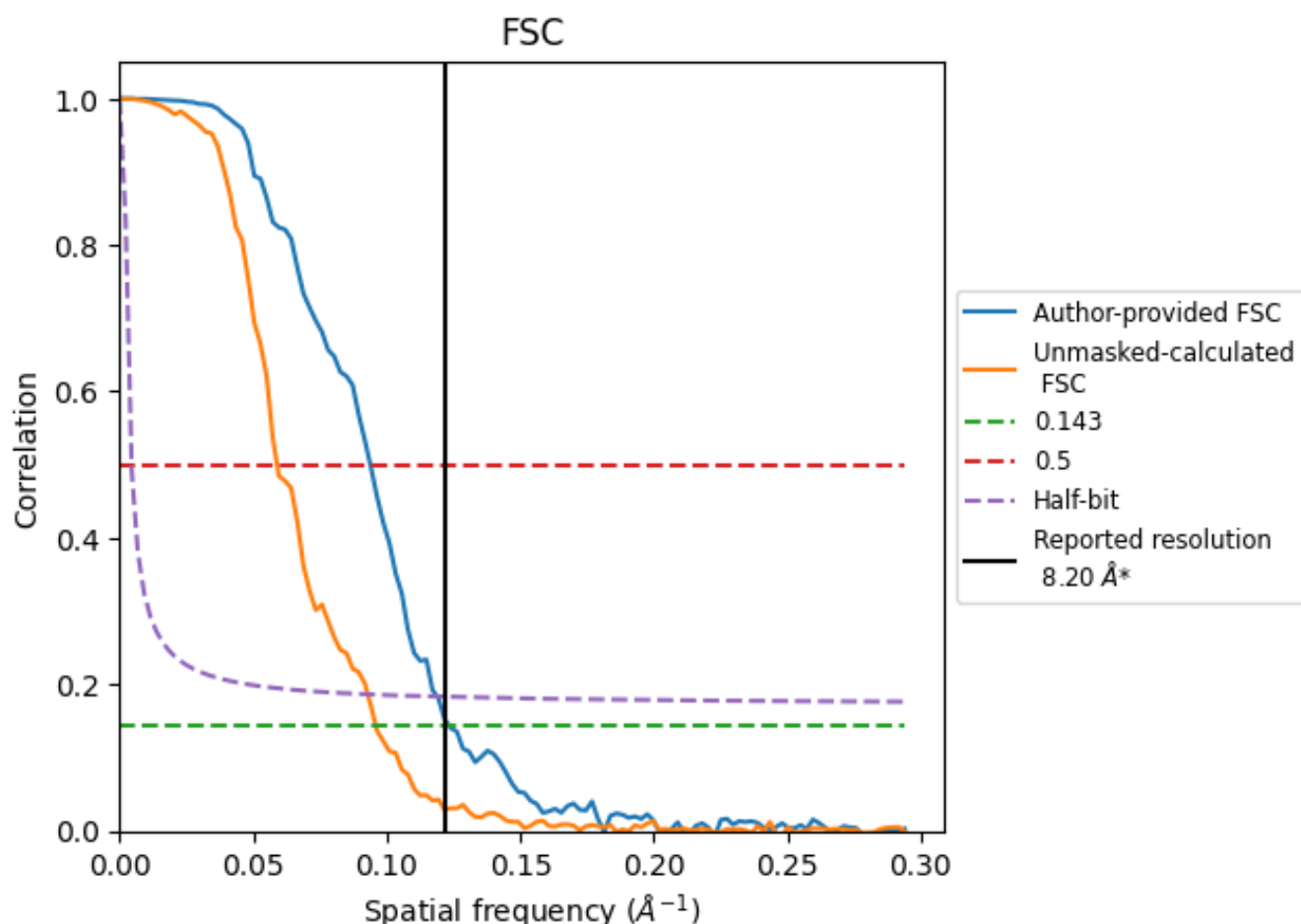


\*Reported resolution corresponds to spatial frequency of 0.122  $\text{\AA}^{-1}$

## 8 Fourier-Shell correlation [i](#)

Fourier-Shell Correlation (FSC) is the most commonly used method to estimate the resolution of single-particle and subtomogram-averaged maps. The shape of the curve depends on the imposed symmetry, mask and whether or not the two 3D reconstructions used were processed from a common reference. The reported resolution is shown as a black line. A curve is displayed for the half-bit criterion in addition to lines showing the 0.143 gold standard cut-off and 0.5 cut-off.

### 8.1 FSC [i](#)



\*Reported resolution corresponds to spatial frequency of 0.122  $\text{\AA}^{-1}$

## 8.2 Resolution estimates [i](#)

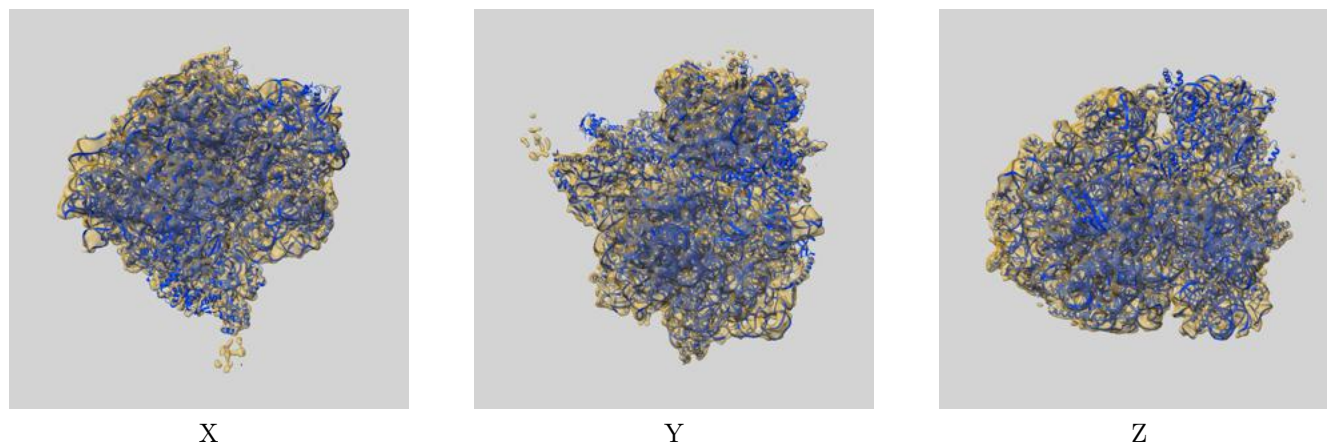
| Resolution estimate (Å)   | Estimation criterion (FSC cut-off) |       |          |
|---------------------------|------------------------------------|-------|----------|
|                           | 0.143                              | 0.5   | Half-bit |
| Reported by author        | 8.20                               | -     | -        |
| Author-provided FSC curve | 8.10                               | 10.65 | 8.40     |
| Unmasked-calculated*      | 10.42                              | 16.95 | 10.75    |

\*Resolution estimate based on FSC curve calculated by comparison of deposited half-maps. The value from deposited half-maps intersecting FSC 0.143 CUT-OFF 10.42 differs from the reported value 8.2 by more than 10 %

## 9 Map-model fit [i](#)

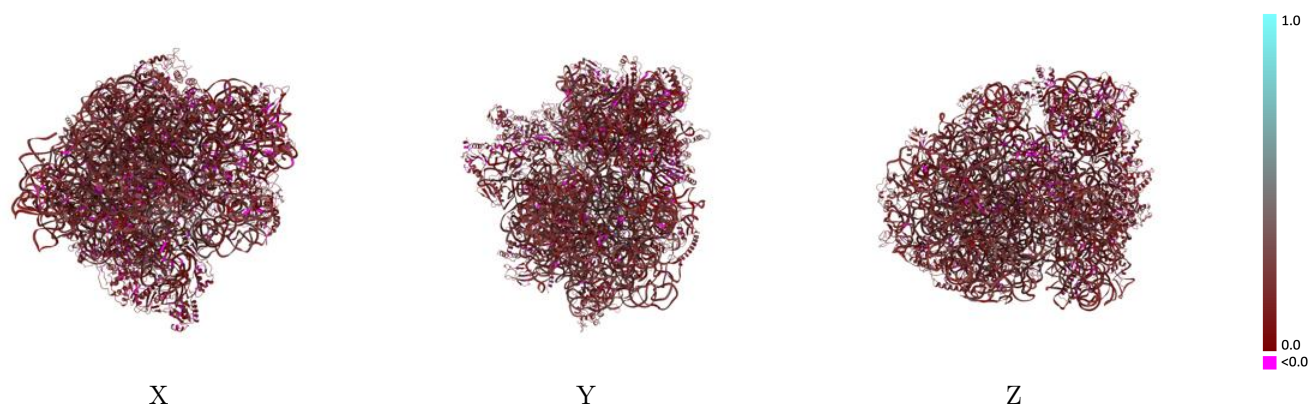
This section contains information regarding the fit between EMDB map EMD-13281 and PDB model 7PAR. Per-residue inclusion information can be found in section 3 on page 13.

### 9.1 Map-model overlay [i](#)



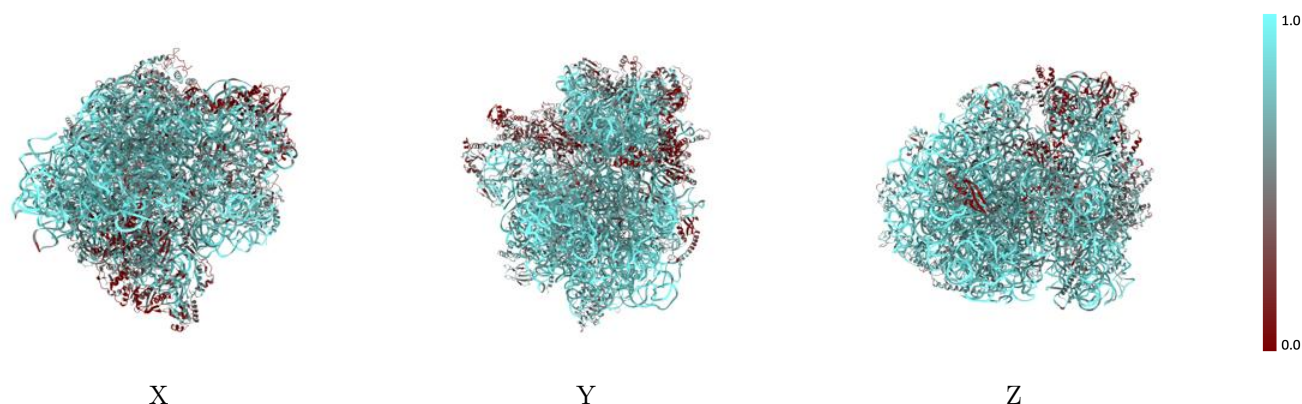
The images above show the 3D surface view of the map at the recommended contour level 0.5 at 50% transparency in yellow overlaid with a ribbon representation of the model coloured in blue. These images allow for the visual assessment of the quality of fit between the atomic model and the map.

## 9.2 Q-score mapped to coordinate model [i](#)



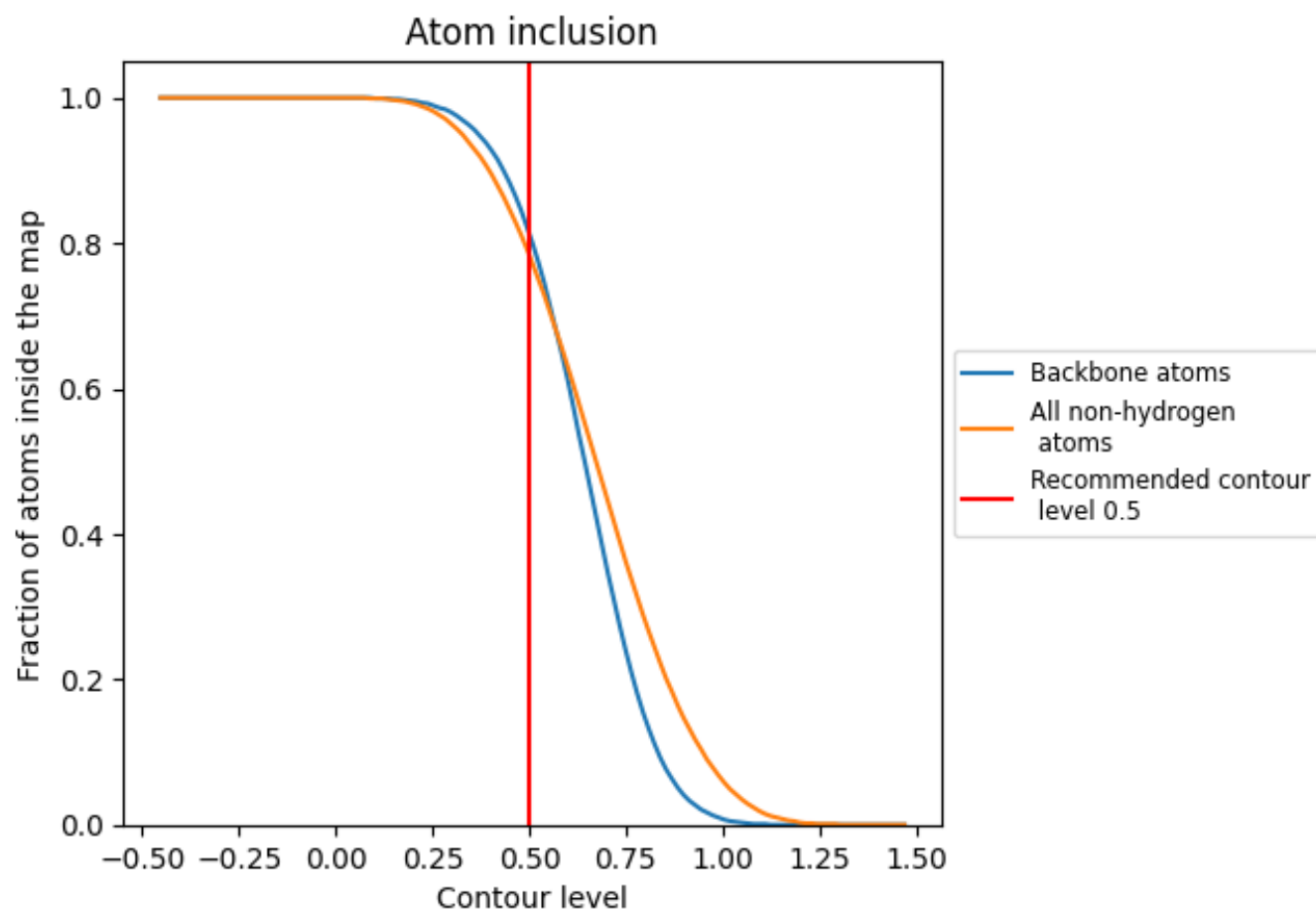
The images above show the model with each residue coloured according to its Q-score. This shows their resolvability in the map with higher Q-score values reflecting better resolvability. Please note: Q-score is calculating the resolvability of atoms, and thus high values are only expected at resolutions at which atoms can be resolved. Low Q-score values may therefore be expected for many entries.

## 9.3 Atom inclusion mapped to coordinate model [i](#)



The images above show the model with each residue coloured according to its atom inclusion. This shows to what extent they are inside the map at the recommended contour level (0.5).







































































## 9.4 Atom inclusion [i](#)



At the recommended contour level, 81% of all backbone atoms, 78% of all non-hydrogen atoms, are inside the map.

## 9.5 Map-model fit summary ⓘ













































The table lists the average atom inclusion at the recommended contour level (0.5) and Q-score for the entire model and for each chain.

| Chain | Atom inclusion   | Q-score  |
|-------|--|--|
| All   |  0.7850   |  0.1740   |
| 0     |  0.7510   |  0.1490   |
| 1     |  0.7100   |  0.1560   |
| 2     |  0.6150   |  0.1280   |
| 3     |  0.9390   |  0.1920   |
| 4     |  0.9390   |  0.1940   |
| 5     |  0.8980   |  0.1750   |
| 7     |  0.8500   |  0.1720   |
| 8     |  0.6720   |  0.1280   |
| 9     |  0.2760   |  0.1460   |
| A     |  0.4860   |  0.1740   |
| B     |  0.5510   |  0.1620   |
| C     |  0.5660   |  0.1500   |
| D     |  0.5660   |  0.1560   |
| E     |  0.3950  |  0.1580  |
| F     |  0.1320 |  0.1380 |
| G     |  0.5630 |  0.1500 |
| H     |  0.3030 |  0.1210 |
| I     |  0.4390 |  0.1390 |
| J     |  0.4030 |  0.1040 |
| K     |  0.5730 |  0.1570 |
| L     |  0.2310 |  0.1350 |
| M     |  0.7470 |  0.1130 |
| N     |  0.6060 |  0.1710 |
| O     |  0.7080 |  0.1660 |
| P     |  0.5950 |  0.1440 |
| Q     |  0.5250 |  0.1320 |
| R     |  0.5400 |  0.1240 |
| S     |  0.6850 |  0.1650 |
| T     |  0.5360 |  0.1690 |
| W     |  0.0470 |  0.1360 |
| a     |  0.6830 |  0.1460 |
| b     |  0.6330 |  0.1510 |
| c     |  0.6540 |  0.1660 |
| d     |  0.6130 |  0.1600 |



*Continued on next page...*

*Continued from previous page...*

| Chain | Atom inclusion   | Q-score  |
|-------|--|--|
| e     |  0.5420   |  0.1710   |
| f     |  0.2320   |  0.1580   |
| g     |  0.4480   |  0.1460   |
| h     |  0.4330   |  0.1560   |
| i     |  0.6660   |  0.1640   |
| j     |  0.5510   |  0.1670   |
| k     |  0.6910   |  0.1610   |
| l     |  0.6730   |  0.1550   |
| m     |  0.6740   |  0.1570   |
| n     |  0.6600   |  0.1590   |
| o     |  0.6320   |  0.1850   |
| p     |  0.7000   |  0.1420   |
| q     |  0.6470   |  0.1610   |
| r     |  0.6900   |  0.1610   |
| s     |  0.6330   |  0.1670   |
| t     |  0.5490   |  0.1470   |
| u     |  0.6580   |  0.1380   |
| v     |  0.6480  |  0.1260  |
| w     |  0.6450 |  0.1860 |
| x     |  0.5160 |  0.1510 |
| y     |  0.6570 |  0.1430 |
| z     |  0.6120 |  0.1600 |