



Full wwPDB EM Validation Report ⓘ

Sep 22, 2025 – 10:57 AM EDT

PDB ID : 9O2U / pdb_00009o2u
EMDB ID : EMD-70022
Title : BG505 SOSIP in complex with 007 bNAb IgG1 - trimer-dimer class
Authors : DeLaitsch, A.T.; Bjorkman, P.J.
Deposited on : 2025-04-04
Resolution : 4.20 Å(reported)
Based on initial models : 8UKI, 5BZD, 6UDJ, 7PS3

This is a Full wwPDB EM Validation Report for a publicly released PDB entry.

We welcome your comments at validation@mail.wwpdb.org

A user guide is available at

<https://www.wwpdb.org/validation/2017/EMValidationReportHelp>
with specific help available everywhere you see the ⓘ symbol.

The types of validation reports are described at

<http://www.wwpdb.org/validation/2017/FAQs#types>.

The following versions of software and data (see [references ⓘ](#)) were used in the production of this report:

EMDB validation analysis : 0.0.1.dev129
Mogul : 2022.3.0, CSD as543be (2022)
MolProbity : 4-5-2 with Phenix2.0
Percentile statistics : 20231227.v01 (using entries in the PDB archive December 27th 2023)
EM percentile statistics : 202505.v01 (Using data in the EMDB archive up until May 2025)
MapQ : 1.9.13
Ideal geometry (proteins) : Engh & Huber (2001)
Ideal geometry (DNA, RNA) : Parkinson et al. (1996)
Validation Pipeline (wwPDB-VP) : 2.46

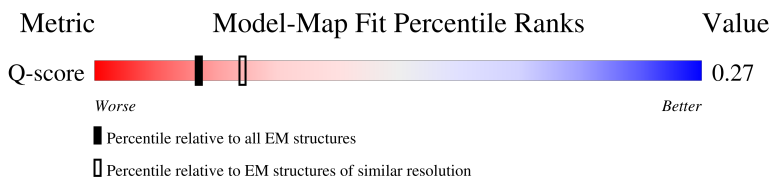
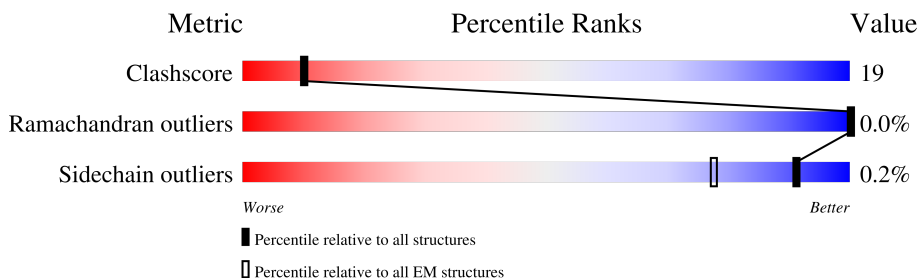
1 Overall quality at a glance i

The following experimental techniques were used to determine the structure:

ELECTRON MICROSCOPY

The reported resolution of this entry is 4.20 Å.

Percentile scores (ranging between 0-100) for global validation metrics of the entry are shown in the following graphic. The table shows the number of entries on which the scores are based.





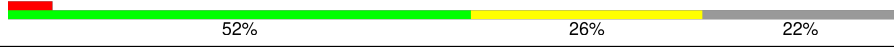









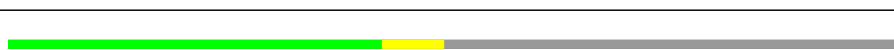

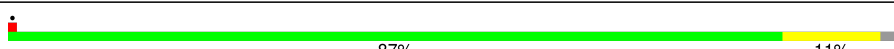










Metric	Whole archive (#Entries)	EM structures (#Entries)	Similar EM resolution (#Entries, resolution range(Å))
Clashscore	210492	15764	-
Ramachandran outliers	207382	16835	-
Sidechain outliers	206894	16415	-
Q-score	-	25397	5410 (3.70 - 4.70)

The table below summarises the geometric issues observed across the polymeric chains and their fit to the map. The red, orange, yellow and green segments of the bar indicate the fraction of residues that contain outliers for ≥ 3 , 2, 1 and 0 types of geometric quality criteria respectively. A grey segment represents the fraction of residues that are not modelled. The numeric value for each fraction is indicated below the corresponding segment, with a dot representing fractions $\leq 5\%$. The upper red bar (where present) indicates the fraction of residues that have poor fit to the EM map (all-atom inclusion $< 40\%$). The numeric value is given above the bar.

Mol	Chain	Length	Quality of chain
1	A	476	
1	C	476	
1	E	476	
1	O	476	
















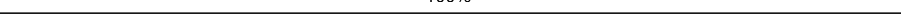
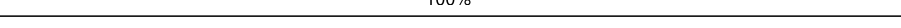
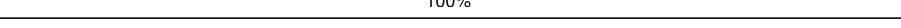
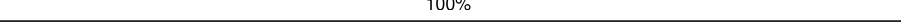
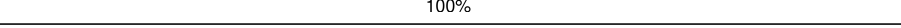
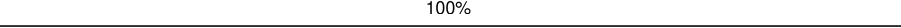
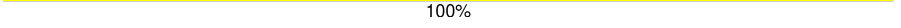
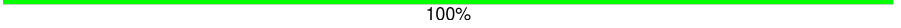
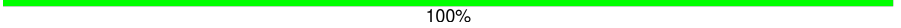
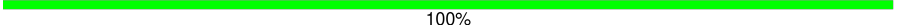
Continued on next page...

Continued from previous page...

Mol	Chain	Length	Quality of chain
1	Q	476	
1	S	476	
2	B	156	
2	D	156	
2	F	156	
2	P	156	
2	R	156	
2	T	156	
3	H	458	
3	J	458	
3	M	458	
3	U	458	
3	W	458	
3	Y	458	
4	K	214	
4	L	214	
4	N	214	
4	V	214	
4	X	214	
4	Z	214	
5	7	8	
5	G	8	
5	e	8	
5	k	8	
5	q	8	

Continued on next page...

Continued from previous page...

Mol	Chain	Length	Quality of chain
5	w	8	
6	2	6	
6	I	6	
6	f	6	
6	l	6	
6	r	6	
6	x	6	
7	0	2	
7	1	2	
7	3	2	
7	4	2	
7	5	2	
7	6	2	
7	a	2	
7	b	2	
7	c	2	
7	d	2	
7	g	2	
7	h	2	
7	i	2	
7	j	2	
7	m	2	
7	n	2	
7	o	2	
7	p	2	

Continued on next page...

Continued from previous page...

Mol	Chain	Length	Quality of chain
7	s	2	 100%
7	t	2	 100%
7	u	2	 100%
7	v	2	 100%
7	y	2	 100%
7	z	2	 100%

2 Entry composition

There are 8 unique types of molecules in this entry. The entry contains 48054 atoms, of which 0 are hydrogens and 0 are deuteriums.

In the tables below, the AltConf column contains the number of residues with at least one atom in alternate conformation and the Trace column contains the number of residues modelled with at most 2 atoms.

- Molecule 1 is a protein called Envelope glycoprotein gp120.

Mol	Chain	Residues	Atoms					AltConf	Trace
1	A	431	Total	C	N	O	S	0	0
			3404	2140	603	633	28		
1	C	431	Total	C	N	O	S	0	0
			3404	2140	603	633	28		
1	E	431	Total	C	N	O	S	0	0
			3404	2140	603	633	28		
1	O	431	Total	C	N	O	S	0	0
			3404	2140	603	633	28		
1	Q	431	Total	C	N	O	S	0	0
			3404	2140	603	633	28		
1	S	431	Total	C	N	O	S	0	0
			3404	2140	603	633	28		

There are 24 discrepancies between the modelled and reference sequences:

Chain	Residue	Modelled	Actual	Comment	Reference
A	332	ASN	THR	conflict	UNP Q2N0S6
A	501	CYS	ALA	conflict	UNP Q2N0S6
A	509	ARG	GLU	conflict	UNP Q2N0S6
A	510	ARG	LYS	conflict	UNP Q2N0S6
C	332	ASN	THR	conflict	UNP Q2N0S6
C	501	CYS	ALA	conflict	UNP Q2N0S6
C	509	ARG	GLU	conflict	UNP Q2N0S6
C	510	ARG	LYS	conflict	UNP Q2N0S6
E	332	ASN	THR	conflict	UNP Q2N0S6
E	501	CYS	ALA	conflict	UNP Q2N0S6
E	509	ARG	GLU	conflict	UNP Q2N0S6
E	510	ARG	LYS	conflict	UNP Q2N0S6
O	332	ASN	THR	conflict	UNP Q2N0S6
O	501	CYS	ALA	conflict	UNP Q2N0S6
O	509	ARG	GLU	conflict	UNP Q2N0S6
O	510	ARG	LYS	conflict	UNP Q2N0S6
Q	332	ASN	THR	conflict	UNP Q2N0S6
Q	501	CYS	ALA	conflict	UNP Q2N0S6

Continued on next page...

Continued from previous page...

Chain	Residue	Modelled	Actual	Comment	Reference
Q	509	ARG	GLU	conflict	UNP Q2N0S6
Q	510	ARG	LYS	conflict	UNP Q2N0S6
S	332	ASN	THR	conflict	UNP Q2N0S6
S	501	CYS	ALA	conflict	UNP Q2N0S6
S	509	ARG	GLU	conflict	UNP Q2N0S6
S	510	ARG	LYS	conflict	UNP Q2N0S6

- Molecule 2 is a protein called Envelope glycoprotein gp41.

Mol	Chain	Residues	Atoms					AltConf	Trace
2	B	122	Total	C	N	O	S	0	0
			975	618	168	183	6		
2	D	122	Total	C	N	O	S	0	0
			975	618	168	183	6		
2	F	122	Total	C	N	O	S	0	0
			975	618	168	183	6		
2	P	122	Total	C	N	O	S	0	0
			975	618	168	183	6		
2	R	122	Total	C	N	O	S	0	0
			975	618	168	183	6		
2	T	122	Total	C	N	O	S	0	0
			975	618	168	183	6		

There are 24 discrepancies between the modelled and reference sequences:

Chain	Residue	Modelled	Actual	Comment	Reference
B	509	ARG	-	expression tag	UNP Q2N0S6
B	510	ARG	-	expression tag	UNP Q2N0S6
B	559	PRO	ILE	conflict	UNP Q2N0S6
B	605	CYS	THR	conflict	UNP Q2N0S6
D	509	ARG	-	expression tag	UNP Q2N0S6
D	510	ARG	-	expression tag	UNP Q2N0S6
D	559	PRO	ILE	conflict	UNP Q2N0S6
D	605	CYS	THR	conflict	UNP Q2N0S6
F	509	ARG	-	expression tag	UNP Q2N0S6
F	510	ARG	-	expression tag	UNP Q2N0S6
F	559	PRO	ILE	conflict	UNP Q2N0S6
F	605	CYS	THR	conflict	UNP Q2N0S6
P	509	ARG	-	expression tag	UNP Q2N0S6
P	510	ARG	-	expression tag	UNP Q2N0S6
P	559	PRO	ILE	conflict	UNP Q2N0S6
P	605	CYS	THR	conflict	UNP Q2N0S6

Continued on next page...

Continued from previous page...

Chain	Residue	Modelled	Actual	Comment	Reference
R	509	ARG	-	expression tag	UNP Q2N0S6
R	510	ARG	-	expression tag	UNP Q2N0S6
R	559	PRO	ILE	conflict	UNP Q2N0S6
R	605	CYS	THR	conflict	UNP Q2N0S6
T	509	ARG	-	expression tag	UNP Q2N0S6
T	510	ARG	-	expression tag	UNP Q2N0S6
T	559	PRO	ILE	conflict	UNP Q2N0S6
T	605	CYS	THR	conflict	UNP Q2N0S6

- Molecule 3 is a protein called 007 IgG1 Heavy Chain.

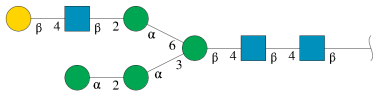
Mol	Chain	Residues	Atoms					AltConf	Trace
3	H	221	Total	C	N	O	S	0	0
			1645	1046	280	312	7		
3	J	221	Total	C	N	O	S	0	0
			1645	1046	280	312	7		
3	M	221	Total	C	N	O	S	0	0
			1645	1046	280	312	7		
3	U	221	Total	C	N	O	S	0	0
			1645	1046	280	312	7		
3	W	221	Total	C	N	O	S	0	0
			1645	1046	280	312	7		
3	Y	221	Total	C	N	O	S	0	0
			1645	1046	280	312	7		

- Molecule 4 is a protein called 007 Light Chain.

Mol	Chain	Residues	Atoms					AltConf	Trace
4	K	210	Total	C	N	O	S	0	0
			1592	1003	263	321	5		
4	L	210	Total	C	N	O	S	0	0
			1592	1003	263	321	5		
4	N	210	Total	C	N	O	S	0	0
			1592	1003	263	321	5		
4	V	210	Total	C	N	O	S	0	0
			1592	1003	263	321	5		
4	X	210	Total	C	N	O	S	0	0
			1592	1003	263	321	5		
4	Z	210	Total	C	N	O	S	0	0
			1592	1003	263	321	5		

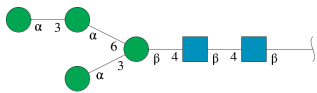
- Molecule 5 is an oligosaccharide called beta-D-galactopyranose-(1-4)-2-acetamido-2-deoxy-beta-D-glucopyranose-(1-2)-alpha-D-mannopyranose-(1-6)-[alpha-D-mannopyranose-(1-2)-al

pha-D-mannopyranose-(1-3)]beta-D-mannopyranose-(1-4)-2-acetamido-2-deoxy-beta-D-glucopyranose-(1-4)-2-acetamido-2-deoxy-beta-D-glucopyranose.



Mol	Chain	Residues	Atoms				AltConf	Trace
5	G	8	Total	C	N	O	0	0
			97	54	3	40		
5	e	8	Total	C	N	O	0	0
			97	54	3	40		
5	k	8	Total	C	N	O	0	0
			97	54	3	40		
5	q	8	Total	C	N	O	0	0
			97	54	3	40		
5	w	8	Total	C	N	O	0	0
			97	54	3	40		
5	7	8	Total	C	N	O	0	0
			97	54	3	40		

- Molecule 6 is an oligosaccharide called alpha-D-mannopyranose-(1-3)-alpha-D-mannopyranose-(1-6)-[alpha-D-mannopyranose-(1-3)]beta-D-mannopyranose-(1-4)-2-acetamido-2-deoxy-beta-D-glucopyranose-(1-4)-2-acetamido-2-deoxy-beta-D-glucopyranose.



Mol	Chain	Residues	Atoms				AltConf	Trace
6	I	6	Total	C	N	O	0	0
			72	40	2	30		
6	f	6	Total	C	N	O	0	0
			72	40	2	30		
6	l	6	Total	C	N	O	0	0
			72	40	2	30		
6	r	6	Total	C	N	O	0	0
			72	40	2	30		
6	x	6	Total	C	N	O	0	0
			72	40	2	30		
6	2	6	Total	C	N	O	0	0
			72	40	2	30		

- Molecule 7 is an oligosaccharide called 2-acetamido-2-deoxy-beta-D-glucopyranose-(1-4)-2-a

cetamido-2-deoxy-beta-D-glucopyranose.



Mol	Chain	Residues	Atoms				AltConf	Trace
7	a	2	Total	C	N	O	0	0
			28	16	2	10		
7	b	2	Total	C	N	O	0	0
			28	16	2	10		
7	c	2	Total	C	N	O	0	0
			28	16	2	10		
7	d	2	Total	C	N	O	0	0
			28	16	2	10		
7	g	2	Total	C	N	O	0	0
			28	16	2	10		
7	h	2	Total	C	N	O	0	0
			28	16	2	10		
7	i	2	Total	C	N	O	0	0
			28	16	2	10		
7	j	2	Total	C	N	O	0	0
			28	16	2	10		
7	m	2	Total	C	N	O	0	0
			28	16	2	10		
7	n	2	Total	C	N	O	0	0
			28	16	2	10		
7	o	2	Total	C	N	O	0	0
			28	16	2	10		
7	p	2	Total	C	N	O	0	0
			28	16	2	10		
7	s	2	Total	C	N	O	0	0
			28	16	2	10		
7	t	2	Total	C	N	O	0	0
			28	16	2	10		
7	u	2	Total	C	N	O	0	0
			28	16	2	10		
7	v	2	Total	C	N	O	0	0
			28	16	2	10		
7	y	2	Total	C	N	O	0	0
			28	16	2	10		
7	z	2	Total	C	N	O	0	0
			28	16	2	10		
7	0	2	Total	C	N	O	0	0
			28	16	2	10		

Continued on next page...

Continued from previous page...

Mol	Chain	Residues	Atoms				AltConf	Trace
7	1	2	Total	C	N	O	0	0
			28	16	2	10		
7	3	2	Total	C	N	O	0	0
			28	16	2	10		
7	4	2	Total	C	N	O	0	0
			28	16	2	10		
7	5	2	Total	C	N	O	0	0
			28	16	2	10		
7	6	2	Total	C	N	O	0	0
			28	16	2	10		

- Molecule 8 is 2-acetamido-2-deoxy-beta-D-glucopyranose (CCD ID: NAG) (formula: $C_8H_{15}NO_6$).



Mol	Chain	Residues	Atoms				AltConf
8	A	1	Total	C	N	O	0
			14	8	1	5	
8	A	1	Total	C	N	O	0
			14	8	1	5	
8	A	1	Total	C	N	O	0
			14	8	1	5	
8	A	1	Total	C	N	O	0
			14	8	1	5	
8	A	1	Total	C	N	O	0
			14	8	1	5	
8	A	1	Total	C	N	O	0
			14	8	1	5	

Continued on next page...

Continued from previous page...

Mol	Chain	Residues	Atoms				AltConf
8	A	1	Total 14	C 8	N 1	O 5	0
8	B	1	Total 14	C 8	N 1	O 5	0
8	C	1	Total 14	C 8	N 1	O 5	0
8	C	1	Total 14	C 8	N 1	O 5	0
8	C	1	Total 14	C 8	N 1	O 5	0
8	C	1	Total 14	C 8	N 1	O 5	0
8	C	1	Total 14	C 8	N 1	O 5	0
8	C	1	Total 14	C 8	N 1	O 5	0
8	C	1	Total 14	C 8	N 1	O 5	0
8	D	1	Total 14	C 8	N 1	O 5	0
8	E	1	Total 14	C 8	N 1	O 5	0
8	E	1	Total 14	C 8	N 1	O 5	0
8	E	1	Total 14	C 8	N 1	O 5	0
8	E	1	Total 14	C 8	N 1	O 5	0
8	E	1	Total 14	C 8	N 1	O 5	0
8	E	1	Total 14	C 8	N 1	O 5	0
8	E	1	Total 14	C 8	N 1	O 5	0
8	F	1	Total 14	C 8	N 1	O 5	0
8	O	1	Total 14	C 8	N 1	O 5	0
8	O	1	Total 14	C 8	N 1	O 5	0
8	O	1	Total 14	C 8	N 1	O 5	0

Continued on next page...

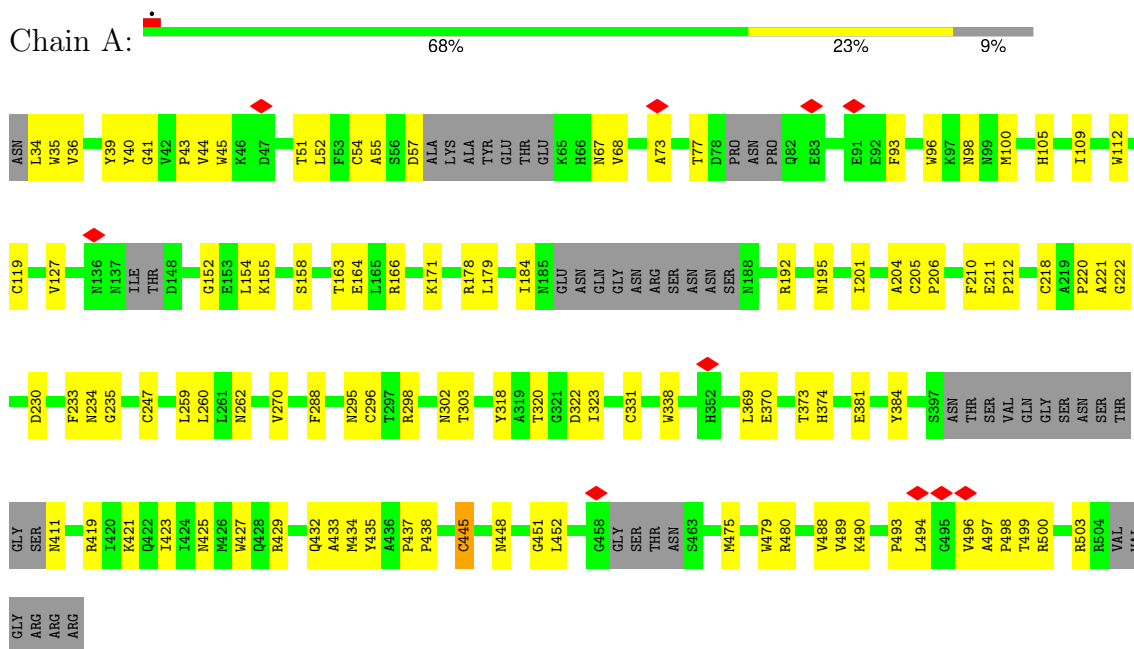
Continued from previous page...

Mol	Chain	Residues	Atoms				AltConf
8	O	1	Total 14	C 8	N 1	O 5	0
8	O	1	Total 14	C 8	N 1	O 5	0
8	O	1	Total 14	C 8	N 1	O 5	0
8	O	1	Total 14	C 8	N 1	O 5	0
8	P	1	Total 14	C 8	N 1	O 5	0
8	Q	1	Total 14	C 8	N 1	O 5	0
8	Q	1	Total 14	C 8	N 1	O 5	0
8	Q	1	Total 14	C 8	N 1	O 5	0
8	Q	1	Total 14	C 8	N 1	O 5	0
8	Q	1	Total 14	C 8	N 1	O 5	0
8	Q	1	Total 14	C 8	N 1	O 5	0
8	Q	1	Total 14	C 8	N 1	O 5	0
8	Q	1	Total 14	C 8	N 1	O 5	0
8	R	1	Total 14	C 8	N 1	O 5	0
8	S	1	Total 14	C 8	N 1	O 5	0
8	S	1	Total 14	C 8	N 1	O 5	0
8	S	1	Total 14	C 8	N 1	O 5	0
8	S	1	Total 14	C 8	N 1	O 5	0
8	S	1	Total 14	C 8	N 1	O 5	0
8	S	1	Total 14	C 8	N 1	O 5	0
8	S	1	Total 14	C 8	N 1	O 5	0
8	T	1	Total 14	C 8	N 1	O 5	0

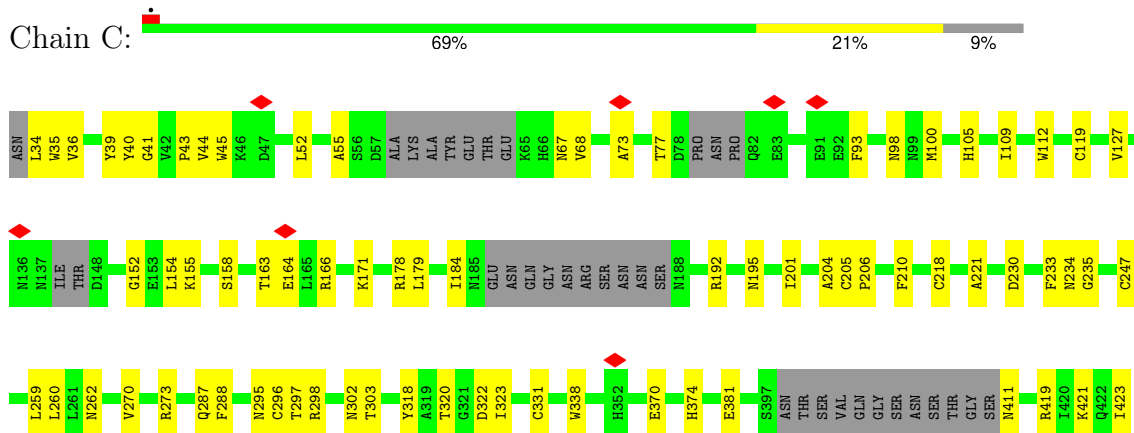
3 Residue-property plots

These plots are drawn for all protein, RNA, DNA and oligosaccharide chains in the entry. The first graphic for a chain summarises the proportions of the various outlier classes displayed in the second graphic. The second graphic shows the sequence view annotated by issues in geometry and atom inclusion in map density. Residues are color-coded according to the number of geometric quality criteria for which they contain at least one outlier: green = 0, yellow = 1, orange = 2 and red = 3 or more. A red diamond above a residue indicates a poor fit to the EM map for this residue (all-atom inclusion < 40%). Stretches of 2 or more consecutive residues without any outlier are shown as a green connector. Residues present in the sample, but not in the model, are shown in grey.

• Molecule 1: Envelope glycoprotein gp120



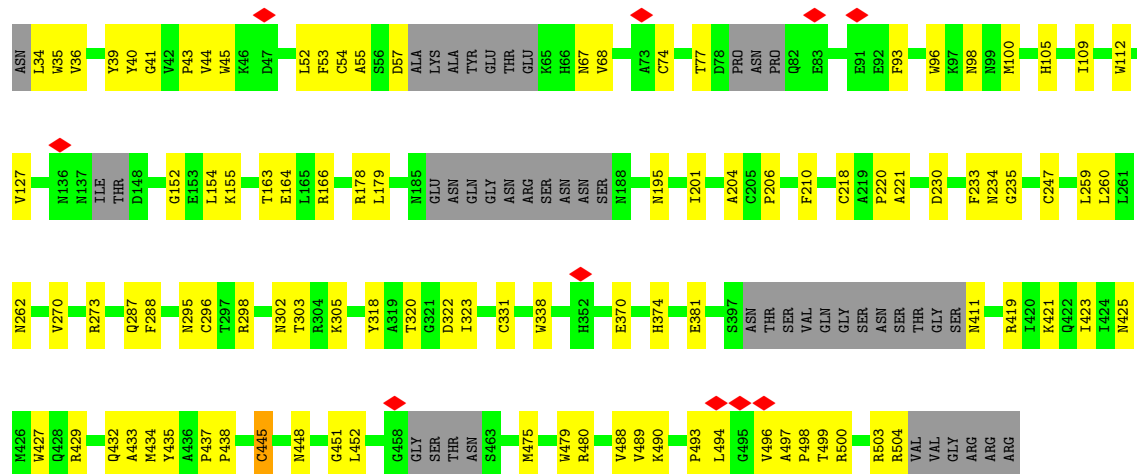
• Molecule 1: Envelope glycoprotein gp120





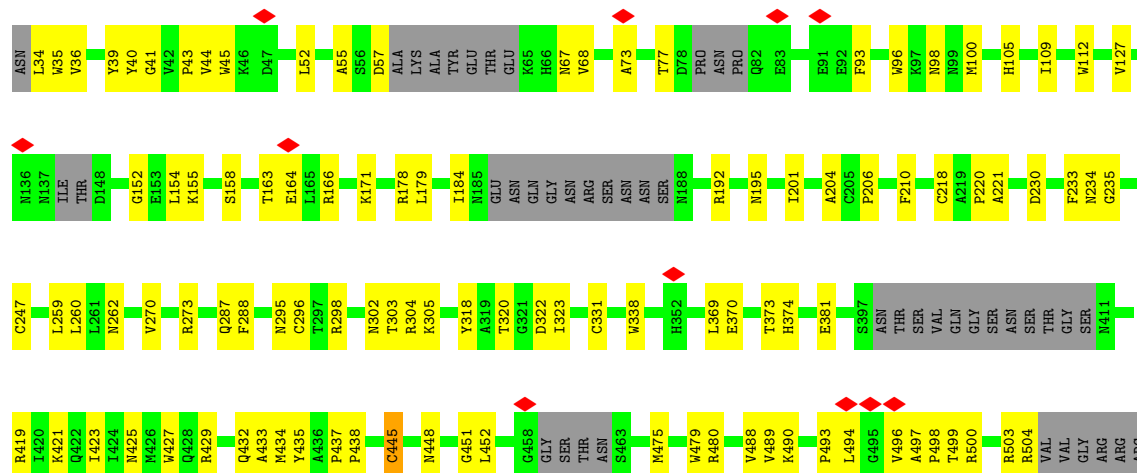
• Molecule 1: Envelope glycoprotein gp120

Chain E: 69% 21% 9%




• Molecule 1: Envelope glycoprotein gp120

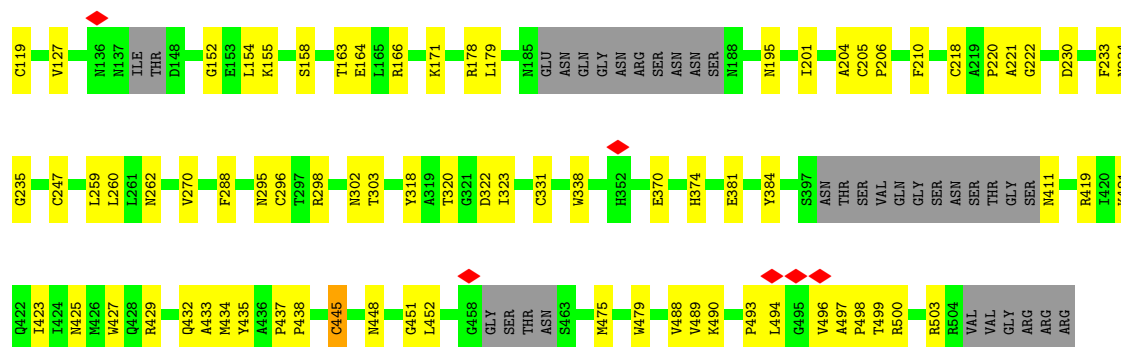
Chain O: 68% 22% 9%



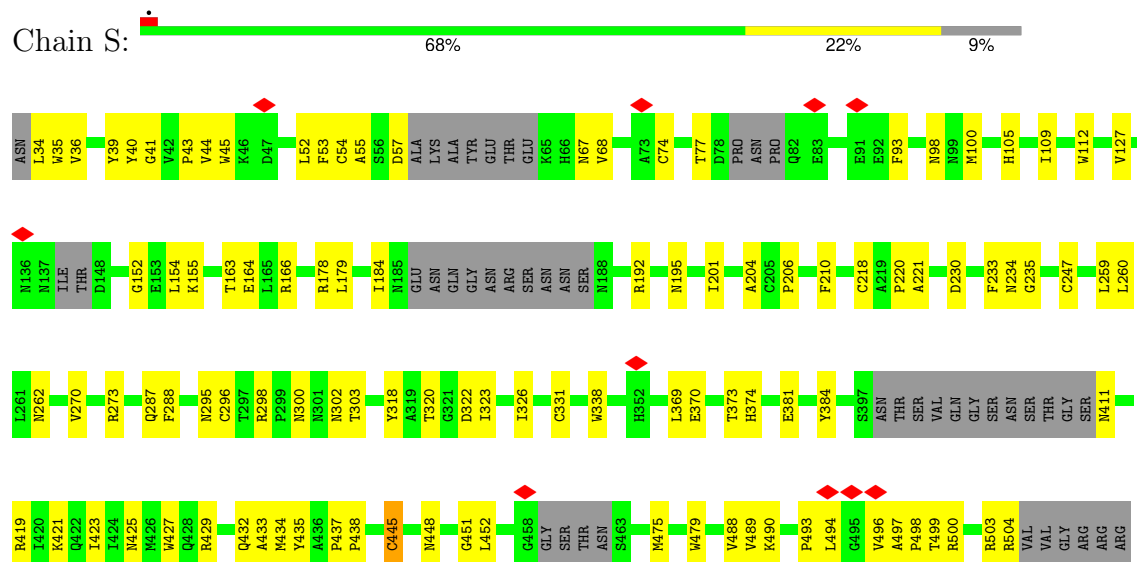
• Molecule 1: Envelope glycoprotein gp120

Chain Q: 69% 21% 9%

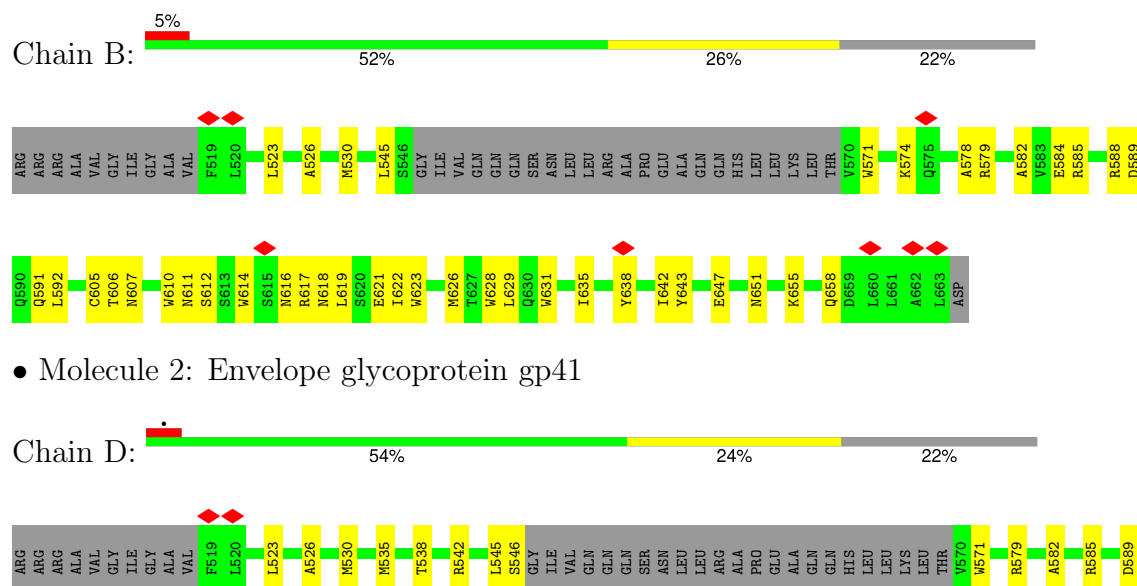




• Molecule 1: Envelope glycoprotein gp120

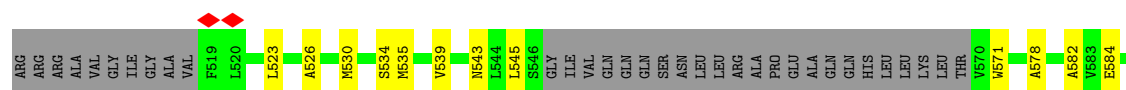


• Molecule 2: Envelope glycoprotein gp41

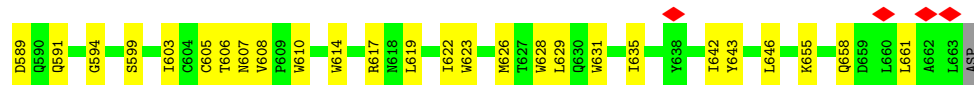






• Molecule 2: Envelope glycoprotein gp41




• Molecule 2: Envelope glycoprotein gp41



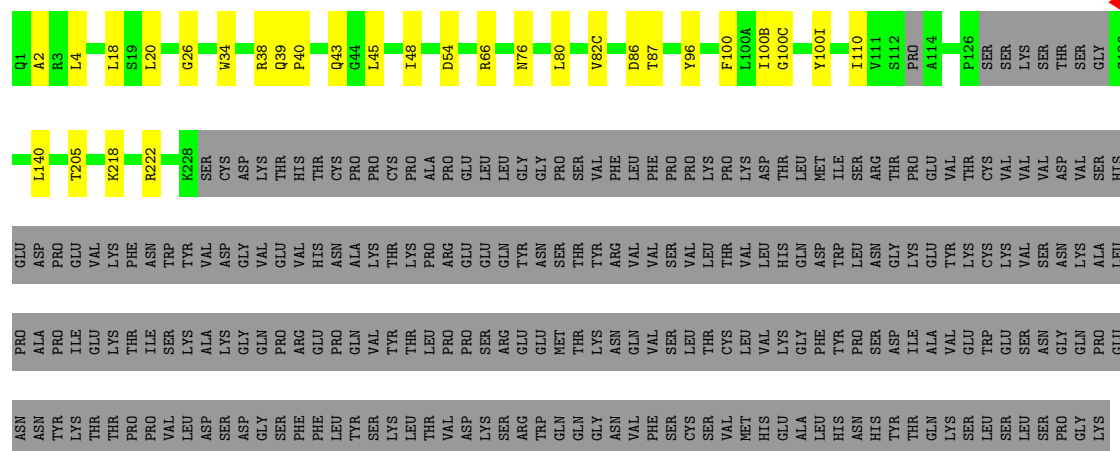
• Molecule 2: Envelope glycoprotein gp41



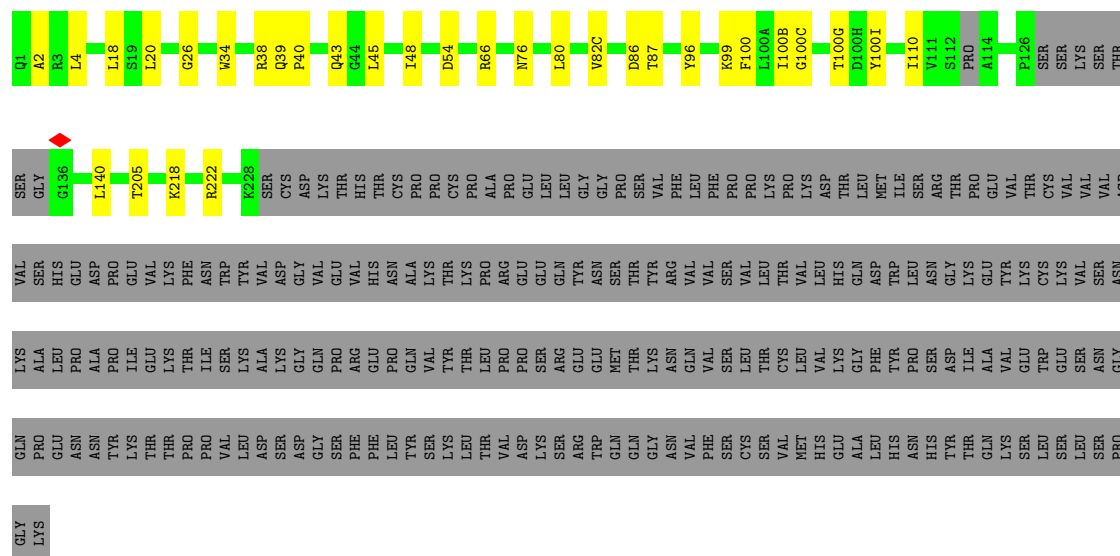
• Molecule 2: Envelope glycoprotein gp41



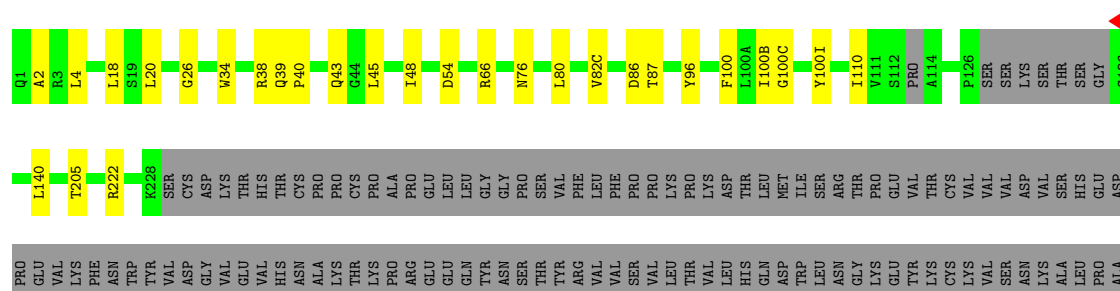
• Molecule 3: 007 IgG1 Heavy Chain




- Molecule 3: 007 IgG1 Heavy Chain




- Molecule 3: 007 IgG1 Heavy Chain






- Molecule 3: 007 IgG1 Heavy Chain

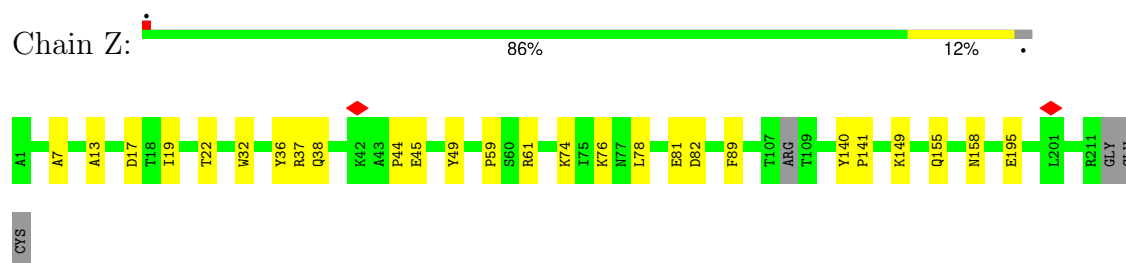


- Molecule 3: 007 IgG1 Heavy Chain

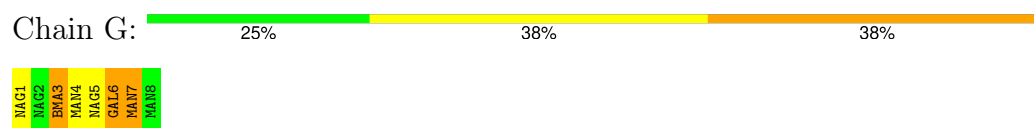


- Molecule 3: 007 IgG1 Heavy Chain

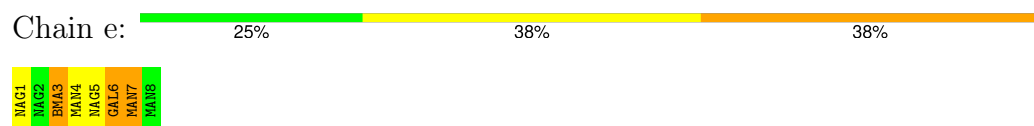




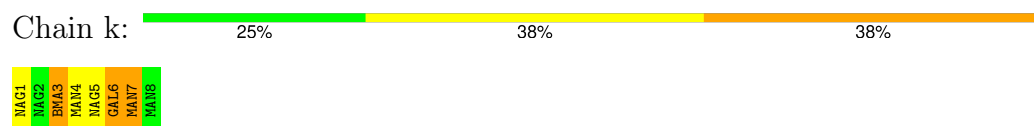
- Molecule 5: beta-D-galactopyranose-(1-4)-2-acetamido-2-deoxy-beta-D-glucopyranose-(1-2)-alpha-D-mannopyranose-(1-6)-[alpha-D-mannopyranose-(1-2)-alpha-D-mannopyranose-(1-3)]beta-D-mannopyranose-(1-4)-2-acetamido-2-deoxy-beta-D-glucopyranose-(1-4)-2-acetamido-2-deoxy-beta-D-glucopyranose



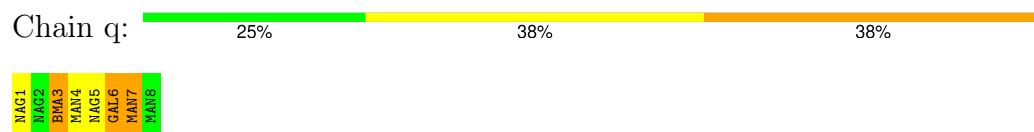
- Molecule 5: beta-D-galactopyranose-(1-4)-2-acetamido-2-deoxy-beta-D-glucopyranose-(1-2)-alpha-D-mannopyranose-(1-6)-[alpha-D-mannopyranose-(1-2)-alpha-D-mannopyranose-(1-3)]beta-D-mannopyranose-(1-4)-2-acetamido-2-deoxy-beta-D-glucopyranose-(1-4)-2-acetamido-2-deoxy-beta-D-glucopyranose



- Molecule 5: beta-D-galactopyranose-(1-4)-2-acetamido-2-deoxy-beta-D-glucopyranose-(1-2)-alpha-D-mannopyranose-(1-6)-[alpha-D-mannopyranose-(1-2)-alpha-D-mannopyranose-(1-3)]beta-D-mannopyranose-(1-4)-2-acetamido-2-deoxy-beta-D-glucopyranose-(1-4)-2-acetamido-2-deoxy-beta-D-glucopyranose




- Molecule 5: beta-D-galactopyranose-(1-4)-2-acetamido-2-deoxy-beta-D-glucopyranose-(1-2)-alpha-D-mannopyranose-(1-6)-[alpha-D-mannopyranose-(1-2)-alpha-D-mannopyranose-(1-3)]beta-D-mannopyranose-(1-4)-2-acetamido-2-deoxy-beta-D-glucopyranose-(1-4)-2-acetamido-2-deoxy-beta-D-glucopyranose




- Molecule 5: beta-D-galactopyranose-(1-4)-2-acetamido-2-deoxy-beta-D-glucopyranose-(1-2)-alpha-D-mannopyranose-(1-6)-[alpha-D-mannopyranose-(1-2)-alpha-D-mannopyranose-(1-3)]beta-D-


mannopyranose-(1-4)-2-acetamido-2-deoxy-beta-D-glucopyranose-(1-4)-2-acetamido-2-deoxy-beta-D-glucopyranose

Chain w:  25% 38% 38%



- Molecule 5: beta-D-galactopyranose-(1-4)-2-acetamido-2-deoxy-beta-D-glucopyranose-(1-2)-alpha-D-mannopyranose-(1-6)-[alpha-D-mannopyranose-(1-2)-alpha-D-mannopyranose-(1-3)]beta-D-mannopyranose-(1-4)-2-acetamido-2-deoxy-beta-D-glucopyranose-(1-4)-2-acetamido-2-deoxy-beta-D-glucopyranose

Chain 7:  25% 38% 38%



- Molecule 6: alpha-D-mannopyranose-(1-3)-alpha-D-mannopyranose-(1-6)-[alpha-D-mannopyranose-(1-3)]beta-D-mannopyranose-(1-4)-2-acetamido-2-deoxy-beta-D-glucopyranose-(1-4)-2-acetamido-2-deoxy-beta-D-glucopyranose

Chain I:  50% 50%



- Molecule 6: alpha-D-mannopyranose-(1-3)-alpha-D-mannopyranose-(1-6)-[alpha-D-mannopyranose-(1-3)]beta-D-mannopyranose-(1-4)-2-acetamido-2-deoxy-beta-D-glucopyranose-(1-4)-2-acetamido-2-deoxy-beta-D-glucopyranose

Chain f:  50% 50%



- Molecule 6: alpha-D-mannopyranose-(1-3)-alpha-D-mannopyranose-(1-6)-[alpha-D-mannopyranose-(1-3)]beta-D-mannopyranose-(1-4)-2-acetamido-2-deoxy-beta-D-glucopyranose-(1-4)-2-acetamido-2-deoxy-beta-D-glucopyranose

Chain l:  50% 50%




- Molecule 6: alpha-D-mannopyranose-(1-3)-alpha-D-mannopyranose-(1-6)-[alpha-D-mannopyranose-(1-3)]beta-D-mannopyranose-(1-4)-2-acetamido-2-deoxy-beta-D-glucopyranose-(1-4)-2-acetamido-2-deoxy-beta-D-glucopyranose

Chain r:  50% 50%




- Molecule 6: alpha-D-mannopyranose-(1-3)-alpha-D-mannopyranose-(1-6)-[alpha-D-mannopyranose-(1-3)]beta-D-mannopyranose-(1-4)-2-acetamido-2-deoxy-beta-D-glucopyranose-(1-4)-2-acetamido-2-deoxy-beta-D-glucopyranose

Chain x:



- Molecule 6: alpha-D-mannopyranose-(1-3)-alpha-D-mannopyranose-(1-6)-[alpha-D-mannopyranose-(1-3)]beta-D-mannopyranose-(1-4)-2-acetamido-2-deoxy-beta-D-glucopyranose-(1-4)-2-acetamido-2-deoxy-beta-D-glucopyranose

Chain 2:



- Molecule 7: 2-acetamido-2-deoxy-beta-D-glucopyranose-(1-4)-2-acetamido-2-deoxy-beta-D-glucopyranose

Chain a:



- Molecule 7: 2-acetamido-2-deoxy-beta-D-glucopyranose-(1-4)-2-acetamido-2-deoxy-beta-D-glucopyranose

Chain b:



- Molecule 7: 2-acetamido-2-deoxy-beta-D-glucopyranose-(1-4)-2-acetamido-2-deoxy-beta-D-glucopyranose

Chain c:



- Molecule 7: 2-acetamido-2-deoxy-beta-D-glucopyranose-(1-4)-2-acetamido-2-deoxy-beta-D-glucopyranose

Chain d:



- Molecule 7: 2-acetamido-2-deoxy-beta-D-glucopyranose-(1-4)-2-acetamido-2-deoxy-beta-D-glucopyranose

Chain g:  100%



- Molecule 7: 2-acetamido-2-deoxy-beta-D-glucopyranose-(1-4)-2-acetamido-2-deoxy-beta-D-glucopyranose

Chain h:  100%



- Molecule 7: 2-acetamido-2-deoxy-beta-D-glucopyranose-(1-4)-2-acetamido-2-deoxy-beta-D-glucopyranose

Chain i:  100%



- Molecule 7: 2-acetamido-2-deoxy-beta-D-glucopyranose-(1-4)-2-acetamido-2-deoxy-beta-D-glucopyranose

Chain j:  100%



- Molecule 7: 2-acetamido-2-deoxy-beta-D-glucopyranose-(1-4)-2-acetamido-2-deoxy-beta-D-glucopyranose

Chain m:  100%



- Molecule 7: 2-acetamido-2-deoxy-beta-D-glucopyranose-(1-4)-2-acetamido-2-deoxy-beta-D-glucopyranose

Chain n:  100%




- Molecule 7: 2-acetamido-2-deoxy-beta-D-glucopyranose-(1-4)-2-acetamido-2-deoxy-beta-D-glucopyranose

Chain o:  100%

NAG1
NAG2

- Molecule 7: 2-acetamido-2-deoxy-beta-D-glucopyranose-(1-4)-2-acetamido-2-deoxy-beta-D-glucopyranose

Chain p:  100%

NAG1
NAG2

- Molecule 7: 2-acetamido-2-deoxy-beta-D-glucopyranose-(1-4)-2-acetamido-2-deoxy-beta-D-glucopyranose

Chain s:  100%

NAG1
NAG2

- Molecule 7: 2-acetamido-2-deoxy-beta-D-glucopyranose-(1-4)-2-acetamido-2-deoxy-beta-D-glucopyranose

Chain t:  100%

NAG1
NAG2

- Molecule 7: 2-acetamido-2-deoxy-beta-D-glucopyranose-(1-4)-2-acetamido-2-deoxy-beta-D-glucopyranose

Chain u:  100%

NAG1
NAG2

- Molecule 7: 2-acetamido-2-deoxy-beta-D-glucopyranose-(1-4)-2-acetamido-2-deoxy-beta-D-glucopyranose

Chain v:  100%

NAG1
NAG2

- Molecule 7: 2-acetamido-2-deoxy-beta-D-glucopyranose-(1-4)-2-acetamido-2-deoxy-beta-D-glucopyranose

Chain y:  100%

NAG1
NAG2

- Molecule 7: 2-acetamido-2-deoxy-beta-D-glucopyranose-(1-4)-2-acetamido-2-deoxy-beta-D-glucopyranose

Chain z:  100%

MAG1
MAG2

- Molecule 7: 2-acetamido-2-deoxy-beta-D-glucopyranose-(1-4)-2-acetamido-2-deoxy-beta-D-glucopyranose

Chain 0:  100%

MAG1
MAG2

- Molecule 7: 2-acetamido-2-deoxy-beta-D-glucopyranose-(1-4)-2-acetamido-2-deoxy-beta-D-glucopyranose

Chain 1:  100%

MAG1
MAG2

- Molecule 7: 2-acetamido-2-deoxy-beta-D-glucopyranose-(1-4)-2-acetamido-2-deoxy-beta-D-glucopyranose

Chain 3:  100%

MAG1
MAG2

- Molecule 7: 2-acetamido-2-deoxy-beta-D-glucopyranose-(1-4)-2-acetamido-2-deoxy-beta-D-glucopyranose

Chain 4:  100%

MAG1
MAG2

- Molecule 7: 2-acetamido-2-deoxy-beta-D-glucopyranose-(1-4)-2-acetamido-2-deoxy-beta-D-glucopyranose

Chain 5:  100%

MAG1
MAG2

- Molecule 7: 2-acetamido-2-deoxy-beta-D-glucopyranose-(1-4)-2-acetamido-2-deoxy-beta-D-glucopyranose

Chain 6:  100%

MAG1
MAG2

4 Experimental information

Property	Value	Source
EM reconstruction method	SINGLE PARTICLE	Depositor
Imposed symmetry	POINT, D3	Depositor
Number of particles used	49254	Depositor
Resolution determination method	FSC 0.143 CUT-OFF	Depositor
CTF correction method	PHASE FLIPPING AND AMPLITUDE CORRECTION	Depositor
Microscope	FEI TALOS ARCTICA	Depositor
Voltage (kV)	200	Depositor
Electron dose ($e^-/\text{\AA}^2$)	45	Depositor
Minimum defocus (nm)	1000	Depositor
Maximum defocus (nm)	3000	Depositor
Magnification	Not provided	
Image detector	GATAN K3 (6k x 4k)	Depositor
Maximum map value	1.152	Depositor
Minimum map value	-0.553	Depositor
Average map value	0.001	Depositor
Map value standard deviation	0.026	Depositor
Recommended contour level	0.18	Depositor
Map size (\AA)	518.4, 518.4, 518.4	wwPDB
Map dimensions	360, 360, 360	wwPDB
Map angles ($^\circ$)	90.0, 90.0, 90.0	wwPDB
Pixel spacing (\AA)	1.44, 1.44, 1.44	Depositor

5 Model quality

5.1 Standard geometry

Bond lengths and bond angles in the following residue types are not validated in this section: GAL, BMA, MAN, NAG

The Z score for a bond length (or angle) is the number of standard deviations the observed value is removed from the expected value. A bond length (or angle) with $|Z| > 5$ is considered an outlier worth inspection. RMSZ is the root-mean-square of all Z scores of the bond lengths (or angles).

Mol	Chain	Bond lengths		Bond angles	
		RMSZ	# Z >5	RMSZ	# Z >5
1	A	0.23	0/3471	0.37	1/4703 (0.0%)
1	C	0.24	0/3471	0.37	1/4703 (0.0%)
1	E	0.23	0/3471	0.37	1/4703 (0.0%)
1	O	0.24	0/3471	0.37	1/4703 (0.0%)
1	Q	0.23	0/3471	0.37	1/4703 (0.0%)
1	S	0.23	0/3471	0.37	1/4703 (0.0%)
2	B	0.18	0/993	0.25	0/1346
2	D	0.16	0/993	0.23	0/1346
2	F	0.17	0/993	0.22	0/1346
2	P	0.16	0/993	0.23	0/1346
2	R	0.18	0/993	0.25	0/1346
2	T	0.17	0/993	0.22	0/1346
3	H	0.35	0/1687	0.58	0/2305
3	J	0.35	0/1687	0.58	0/2305
3	M	0.35	0/1687	0.58	0/2305
3	U	0.35	0/1687	0.58	0/2305
3	W	0.35	0/1687	0.58	0/2305
3	Y	0.35	0/1687	0.58	0/2305
4	K	0.26	0/1627	0.46	0/2219
4	L	0.26	0/1627	0.46	0/2219
4	N	0.26	0/1627	0.46	0/2219
4	V	0.26	0/1627	0.46	0/2219
4	X	0.26	0/1627	0.46	0/2219
4	Z	0.26	0/1627	0.46	0/2219
All	All	0.26	0/46668	0.43	6/63438 (0.0%)

There are no bond length outliers.

All (6) bond angle outliers are listed below:

Continued on next page...

Continued from previous page...

Mol	Chain	Res	Type	Atoms	Z	Observed(°)	Ideal(°)
1	E	445	CYS	CA-CB-SG	5.42	126.88	114.40
1	S	445	CYS	CA-CB-SG	5.42	126.86	114.40
1	Q	445	CYS	CA-CB-SG	5.41	126.84	114.40
1	A	445	CYS	CA-CB-SG	5.40	126.82	114.40
1	C	445	CYS	CA-CB-SG	5.39	126.79	114.40
1	O	445	CYS	CA-CB-SG	5.38	126.78	114.40

There are no chirality outliers.

There are no planarity outliers.

5.2 Too-close contacts

In the following table, the Non-H and H(model) columns list the number of non-hydrogen atoms and hydrogen atoms in the chain respectively. The H(added) column lists the number of hydrogen atoms added and optimized by MolProbity. The Clashes column lists the number of clashes within the asymmetric unit, whereas Symm-Clashes lists symmetry-related clashes.

Mol	Chain	Non-H	H(model)	H(added)	Clashes	Symm-Clashes
1	A	3404	0	3347	253	0
1	C	3404	0	3346	233	0
1	E	3404	0	3348	250	0
1	O	3404	0	3346	237	0
1	Q	3404	0	3347	252	0
1	S	3404	0	3348	257	0
2	B	975	0	955	210	0
2	D	975	0	955	197	0
2	F	975	0	952	186	0
2	P	975	0	955	201	0
2	R	975	0	955	213	0
2	T	975	0	952	191	0
3	H	1645	0	1594	36	0
3	J	1645	0	1594	26	0
3	M	1645	0	1594	37	0
3	U	1645	0	1594	37	0
3	W	1645	0	1594	27	0
3	Y	1645	0	1594	37	0
4	K	1592	0	1518	18	0
4	L	1592	0	1518	19	0
4	N	1592	0	1518	20	0

Continued on next page...

Continued from previous page...

Mol	Chain	Non-H	H(model)	H(added)	Clashes	Symm-Clashes
4	V	1592	0	1518	19	0
4	X	1592	0	1518	18	0
4	Z	1592	0	1518	20	0
5	7	97	0	82	4	0
5	G	97	0	82	4	0
5	e	97	0	82	4	0
5	k	97	0	82	4	0
5	q	97	0	82	4	0
5	w	97	0	82	4	0
6	2	72	0	61	0	0
6	I	72	0	61	0	0
6	f	72	0	61	0	0
6	l	72	0	61	0	0
6	r	72	0	61	0	0
6	x	72	0	61	0	0
7	0	28	0	25	0	0
7	1	28	0	25	1	0
7	3	28	0	25	0	0
7	4	28	0	25	0	0
7	5	28	0	25	0	0
7	6	28	0	25	1	0
7	a	28	0	25	0	0
7	b	28	0	25	0	0
7	c	28	0	25	0	0
7	d	28	0	25	1	0
7	g	28	0	25	0	0
7	h	28	0	25	0	0
7	i	28	0	25	0	0
7	j	28	0	25	1	0
7	m	28	0	25	0	0
7	n	28	0	25	0	0
7	o	28	0	25	0	0
7	p	28	0	25	1	0
7	s	28	0	25	0	0
7	t	28	0	25	0	0
7	u	28	0	25	0	0
7	v	28	0	25	1	0
7	y	28	0	25	0	0
7	z	28	0	25	0	0
8	A	98	0	91	1	0
8	B	14	0	13	1	0
8	C	98	0	91	1	0

Continued on next page...

Continued from previous page...

Mol	Chain	Non-H	H(model)	H(added)	Clashes	Symm-Clashes
8	D	14	0	13	0	0
8	E	98	0	91	1	0
8	F	14	0	13	0	0
8	O	98	0	91	1	0
8	P	14	0	13	0	0
8	Q	98	0	91	1	0
8	R	14	0	13	1	0
8	S	98	0	91	1	0
8	T	14	0	13	0	0
All	All	48054	0	46560	1787	0

The all-atom clashscore is defined as the number of clashes found per 1000 atoms (including hydrogen atoms). The all-atom clashscore for this structure is 19.

All (1787) close contacts within the same asymmetric unit are listed below, sorted by their clash magnitude.

Atom-1	Atom-2	Interatomic distance (Å)	Clash overlap (Å)
1:Q:36:VAL:HG22	2:R:610:TRP:CZ3	1.20	1.67
1:O:498:PRO:CG	2:P:622:ILE:HD13	1.22	1.66
1:O:498:PRO:HG2	2:P:622:ILE:CD1	1.19	1.65
1:C:498:PRO:CG	2:D:622:ILE:HD13	1.22	1.63
1:E:54:CYS:HB2	2:F:571:TRP:CZ2	1.13	1.62
1:A:36:VAL:CG2	2:B:610:TRP:CZ3	1.83	1.62
1:A:36:VAL:HG22	2:B:610:TRP:CZ3	1.20	1.60
1:S:54:CYS:HB2	2:T:571:TRP:CZ2	1.13	1.60
1:A:503:ARG:HH21	2:B:606:THR:CG2	1.15	1.58
1:Q:503:ARG:HH21	2:R:606:THR:CG2	1.15	1.58
3:H:222:ARG:CZ	3:U:222:ARG:NH1	1.67	1.57
1:S:503:ARG:HH21	2:T:606:THR:CG2	1.18	1.56
1:E:503:ARG:HH21	2:F:606:THR:CG2	1.18	1.56
1:C:498:PRO:HG2	2:D:622:ILE:CD1	1.19	1.55
1:S:35:TRP:HA	2:T:610:TRP:CB	1.07	1.55
3:M:222:ARG:CZ	3:Y:222:ARG:NH1	1.68	1.54
1:S:54:CYS:CB	2:T:571:TRP:CZ2	1.88	1.54
3:H:222:ARG:NH1	3:U:222:ARG:CZ	1.70	1.54
1:Q:36:VAL:CG2	2:R:610:TRP:CZ3	1.83	1.54
1:C:503:ARG:NH2	2:D:606:THR:CG2	1.69	1.53
3:M:222:ARG:NH1	3:Y:222:ARG:CZ	1.67	1.53
1:A:498:PRO:CG	2:B:622:ILE:HD13	1.38	1.52
1:E:35:TRP:HA	2:F:610:TRP:CB	1.07	1.52
1:A:35:TRP:HA	2:B:610:TRP:CB	1.37	1.51

Continued on next page...

Continued from previous page...

Atom-1	Atom-2	Interatomic distance (Å)	Clash overlap (Å)
1:O:503:ARG:NH2	2:P:606:THR:CG2	1.69	1.51
1:Q:35:TRP:CA	2:R:610:TRP:HB2	1.20	1.50
1:E:54:CYS:HB3	2:F:571:TRP:CE2	1.45	1.50
1:E:54:CYS:CB	2:F:571:TRP:CZ2	1.88	1.50
1:Q:498:PRO:CG	2:R:622:ILE:HD13	1.38	1.50
1:S:496:VAL:CG2	2:T:635:ILE:HD12	1.03	1.50
1:A:35:TRP:CA	2:B:610:TRP:HB2	1.20	1.49
1:O:35:TRP:HA	2:P:610:TRP:CB	1.01	1.49
1:Q:35:TRP:HA	2:R:610:TRP:CB	1.37	1.49
1:A:498:PRO:HG2	2:B:622:ILE:CD1	1.42	1.49
1:E:496:VAL:CG2	2:F:635:ILE:HD12	1.03	1.49
1:A:54:CYS:CB	2:B:571:TRP:CH2	1.78	1.48
1:S:54:CYS:HB3	2:T:571:TRP:CE2	1.45	1.48
1:Q:498:PRO:HG2	2:R:622:ILE:CD1	1.42	1.47
1:C:35:TRP:HA	2:D:610:TRP:CB	1.02	1.46
1:A:36:VAL:N	2:B:610:TRP:HE3	1.06	1.46
3:M:222:ARG:CZ	3:Y:222:ARG:NH2	1.76	1.46
1:A:36:VAL:N	2:B:610:TRP:CE3	1.83	1.45
1:Q:36:VAL:N	2:R:610:TRP:HE3	1.06	1.45
3:M:222:ARG:NH2	3:Y:222:ARG:CZ	1.78	1.44
1:Q:36:VAL:N	2:R:610:TRP:CE3	1.83	1.43
3:M:222:ARG:CZ	3:Y:222:ARG:HH22	1.28	1.43
1:A:36:VAL:HA	2:B:610:TRP:CZ3	1.54	1.43
1:Q:36:VAL:HA	2:R:610:TRP:CZ3	1.54	1.43
1:A:503:ARG:NH2	2:B:606:THR:CG2	1.81	1.42
3:H:222:ARG:HH22	3:U:222:ARG:CZ	1.34	1.40
3:H:222:ARG:NH2	3:U:222:ARG:CZ	1.83	1.40
1:E:503:ARG:NH2	2:F:606:THR:CG2	1.82	1.39
1:S:503:ARG:NH2	2:T:606:THR:CG2	1.82	1.39
1:Q:54:CYS:CB	2:R:571:TRP:CH2	1.78	1.38
3:H:222:ARG:CZ	3:U:222:ARG:NH2	1.86	1.38
3:M:222:ARG:NH1	3:Y:222:ARG:NH2	1.66	1.38
1:A:503:ARG:NE	2:B:606:THR:HA	1.37	1.37
1:Q:503:ARG:NH2	2:R:606:THR:CG2	1.81	1.37
1:Q:503:ARG:NE	2:R:606:THR:HA	1.37	1.37
1:A:54:CYS:HB2	2:B:571:TRP:CH2	1.32	1.37
1:A:503:ARG:CZ	2:B:606:THR:HB	1.55	1.37
3:H:222:ARG:NH1	3:U:222:ARG:NH2	1.74	1.36
3:H:222:ARG:NH2	3:U:222:ARG:NH1	1.67	1.36
1:Q:36:VAL:CG2	2:R:610:TRP:CE3	2.07	1.36
1:Q:36:VAL:CA	2:R:610:TRP:CZ3	2.08	1.36

Continued on next page...

Continued from previous page...

Atom-1	Atom-2	Interatomic distance (Å)	Clash overlap (Å)
1:Q:503:ARG:CZ	2:R:606:THR:HB	1.55	1.36
3:H:222:ARG:CZ	3:U:222:ARG:HH22	1.38	1.35
1:O:503:ARG:NH2	2:P:606:THR:HG22	1.25	1.35
1:A:36:VAL:CG2	2:B:610:TRP:CE3	2.07	1.35
1:A:36:VAL:CA	2:B:610:TRP:CZ3	2.08	1.34
3:M:222:ARG:HH22	3:Y:222:ARG:CZ	1.30	1.34
3:H:222:ARG:NH1	3:U:222:ARG:NH1	1.63	1.33
1:S:496:VAL:HG23	2:T:635:ILE:CD1	0.86	1.33
1:S:503:ARG:NE	2:T:606:THR:CB	1.92	1.33
1:E:503:ARG:NE	2:F:606:THR:CB	1.92	1.33
1:A:39:TYR:CE2	2:B:628:TRP:HZ2	1.46	1.33
1:E:496:VAL:HG23	2:F:635:ILE:CD1	0.86	1.33
1:Q:36:VAL:CA	2:R:610:TRP:CE3	2.12	1.32
1:A:34:LEU:CD1	2:B:617:ARG:O	1.78	1.32
1:Q:34:LEU:CD1	2:R:617:ARG:O	1.78	1.32
1:A:36:VAL:CA	2:B:610:TRP:CE3	2.12	1.32
1:Q:39:TYR:CE2	2:R:628:TRP:HZ2	1.46	1.31
1:C:39:TYR:CE2	2:D:628:TRP:HZ2	1.49	1.31
1:E:54:CYS:CB	2:F:571:TRP:CE2	2.08	1.31
1:O:35:TRP:CA	2:P:610:TRP:HB2	0.84	1.30
1:O:34:LEU:CD1	2:P:617:ARG:O	1.79	1.30
1:S:35:TRP:CA	2:T:610:TRP:HB2	0.84	1.30
1:E:35:TRP:CA	2:F:610:TRP:HB2	0.84	1.29
1:O:39:TYR:CE2	2:P:628:TRP:HZ2	1.49	1.29
1:C:34:LEU:CD1	2:D:617:ARG:O	1.79	1.28
3:M:222:ARG:NH2	3:Y:222:ARG:NH1	1.69	1.28
1:C:35:TRP:CA	2:D:610:TRP:HB2	0.84	1.27
1:C:503:ARG:NH2	2:D:606:THR:HG22	1.25	1.27
1:C:503:ARG:NE	2:D:606:THR:CA	1.93	1.27
1:C:503:ARG:CZ	2:D:606:THR:HG22	1.64	1.27
1:E:503:ARG:NH2	2:F:606:THR:HG21	1.42	1.27
1:O:503:ARG:CZ	2:P:606:THR:HG22	1.65	1.27
1:S:54:CYS:CB	2:T:571:TRP:CE2	2.08	1.26
1:S:496:VAL:O	2:T:635:ILE:HD11	1.32	1.26
1:E:34:LEU:CD1	2:F:617:ARG:O	1.82	1.26
1:Q:54:CYS:HB2	2:R:571:TRP:CH2	1.32	1.26
1:S:39:TYR:CE2	2:T:628:TRP:HZ2	1.55	1.25
1:A:503:ARG:NE	2:B:606:THR:CA	1.99	1.25
1:S:34:LEU:CD1	2:T:617:ARG:O	1.82	1.25
1:E:39:TYR:CE2	2:F:628:TRP:HZ2	1.55	1.25
3:M:222:ARG:NH1	3:Y:222:ARG:NH1	1.67	1.24

Continued on next page...

Continued from previous page...

Atom-1	Atom-2	Interatomic distance (Å)	Clash overlap (Å)
2:P:579:ARG:NH2	2:R:584:GLU:OE1	1.70	1.24
1:O:34:LEU:HD11	2:P:617:ARG:O	1.36	1.24
1:Q:36:VAL:CB	2:R:610:TRP:CZ3	2.22	1.23
1:Q:503:ARG:NE	2:R:606:THR:CA	1.99	1.23
1:S:496:VAL:C	2:T:635:ILE:HD11	1.63	1.23
1:S:503:ARG:CZ	2:T:606:THR:HB	1.68	1.23
1:E:498:PRO:CG	2:F:622:ILE:HD13	1.68	1.23
1:E:503:ARG:CZ	2:F:606:THR:HB	1.68	1.23
1:O:498:PRO:CG	2:P:622:ILE:CD1	1.93	1.22
1:E:496:VAL:O	2:F:635:ILE:HD11	1.32	1.22
1:E:496:VAL:C	2:F:635:ILE:HD11	1.63	1.22
1:A:36:VAL:CB	2:B:610:TRP:CZ3	2.22	1.22
2:B:584:GLU:OE1	2:D:579:ARG:NH2	1.71	1.22
1:S:498:PRO:CG	2:T:622:ILE:HD13	1.69	1.21
1:S:34:LEU:HD11	2:T:617:ARG:O	1.31	1.21
1:C:503:ARG:NE	2:D:606:THR:HA	1.29	1.21
1:O:503:ARG:NE	2:P:606:THR:CA	1.93	1.21
1:Q:39:TYR:CD2	2:R:628:TRP:CZ2	2.17	1.20
1:A:44:VAL:CG2	2:B:629:LEU:HD23	1.72	1.20
1:Q:36:VAL:HG23	2:R:610:TRP:CE3	1.74	1.20
1:S:54:CYS:HB2	2:T:571:TRP:CH2	1.77	1.20
1:A:503:ARG:NE	2:B:606:THR:CB	2.05	1.20
1:Q:34:LEU:HD11	2:R:617:ARG:O	1.39	1.20
1:C:498:PRO:CG	2:D:622:ILE:CD1	1.93	1.19
1:O:496:VAL:O	2:P:631:TRP:CD1	1.96	1.19
1:Q:39:TYR:CE2	2:R:628:TRP:CZ2	2.30	1.19
1:A:39:TYR:CE2	2:B:628:TRP:CZ2	2.30	1.19
1:A:39:TYR:CD2	2:B:628:TRP:CZ2	2.17	1.19
1:Q:44:VAL:CG2	2:R:629:LEU:HD23	1.72	1.19
1:C:496:VAL:O	2:D:631:TRP:CD1	1.95	1.19
1:Q:503:ARG:NE	2:R:606:THR:CB	2.05	1.19
1:O:43:PRO:HG3	2:P:526:ALA:HA	1.21	1.18
1:O:503:ARG:CZ	2:P:606:THR:CG2	2.19	1.18
1:C:40:TYR:CE1	2:D:589:ASP:OD2	1.95	1.18
1:E:34:LEU:HD11	2:F:617:ARG:O	1.31	1.18
1:E:54:CYS:HB2	2:F:571:TRP:CH2	1.77	1.18
1:O:503:ARG:HG3	2:P:605:CYS:O	1.44	1.18
1:E:498:PRO:HG2	2:F:622:ILE:CD1	1.72	1.18
1:Q:36:VAL:CB	2:R:610:TRP:HZ3	1.57	1.18
1:E:39:TYR:CD2	2:F:628:TRP:CZ2	2.20	1.17
1:O:503:ARG:NE	2:P:606:THR:CB	2.07	1.17

Continued on next page...

Continued from previous page...

Atom-1	Atom-2	Interatomic distance (Å)	Clash overlap (Å)
2:P:545:LEU:HD23	2:R:591:GLN:OE1	1.43	1.17
1:C:39:TYR:CD2	2:D:628:TRP:CZ2	2.17	1.17
1:C:503:ARG:NE	2:D:606:THR:CB	2.07	1.17
1:S:36:VAL:HG11	2:T:642:ILE:HD13	1.21	1.17
1:C:503:ARG:HG3	2:D:605:CYS:O	1.44	1.17
1:O:40:TYR:CE1	2:P:589:ASP:OD2	1.95	1.17
1:Q:503:ARG:CZ	2:R:606:THR:CB	2.23	1.16
1:S:498:PRO:HG2	2:T:622:ILE:CD1	1.72	1.16
1:C:34:LEU:HD11	2:D:617:ARG:O	1.36	1.16
2:B:591:GLN:OE1	2:D:545:LEU:HD23	1.44	1.16
1:O:44:VAL:HG22	2:P:629:LEU:HD23	1.27	1.16
3:M:222:ARG:CZ	3:Y:222:ARG:CZ	1.96	1.16
1:A:503:ARG:CZ	2:B:606:THR:CB	2.23	1.15
1:S:43:PRO:HG3	2:T:526:ALA:HA	1.25	1.15
1:A:36:VAL:CB	2:B:610:TRP:HZ3	1.57	1.15
1:S:503:ARG:NH2	2:T:606:THR:HG21	1.42	1.15
1:E:36:VAL:HG11	2:F:642:ILE:HD13	1.21	1.14
1:C:36:VAL:HG11	2:D:642:ILE:HD13	1.20	1.14
1:E:43:PRO:HG3	2:F:526:ALA:HA	1.25	1.14
1:A:36:VAL:HG23	2:B:610:TRP:CE3	1.74	1.14
1:A:54:CYS:HB2	2:B:571:TRP:CZ2	1.82	1.14
1:C:43:PRO:HG3	2:D:526:ALA:HA	1.22	1.13
1:S:44:VAL:HA	2:T:629:LEU:HD21	1.23	1.13
1:A:44:VAL:HG22	2:B:629:LEU:CD2	1.79	1.13
1:Q:54:CYS:HB2	2:R:571:TRP:CZ2	1.82	1.13
1:S:36:VAL:CG2	2:T:610:TRP:CE3	2.24	1.13
1:C:503:ARG:NH2	2:D:606:THR:HG21	1.58	1.12
1:C:503:ARG:CZ	2:D:606:THR:CG2	2.19	1.13
1:O:39:TYR:CD2	2:P:628:TRP:CZ2	2.17	1.12
1:S:496:VAL:CG2	2:T:635:ILE:CD1	1.78	1.12
1:A:34:LEU:HD11	2:B:617:ARG:O	1.39	1.12
1:Q:44:VAL:HG22	2:R:629:LEU:CD2	1.79	1.12
1:O:36:VAL:HG11	2:P:642:ILE:HD13	1.20	1.11
2:P:655:LYS:HE3	2:T:535:MET:HG3	1.29	1.11
1:E:44:VAL:HA	2:F:629:LEU:HD21	1.23	1.11
1:E:503:ARG:NE	2:F:606:THR:CA	2.14	1.11
1:S:503:ARG:NE	2:T:606:THR:CA	2.14	1.11
1:O:493:PRO:HD3	2:P:585:ARG:HH22	1.16	1.10
1:A:36:VAL:HG11	2:B:642:ILE:HG21	1.13	1.10
1:A:503:ARG:HH21	2:B:606:THR:HG21	1.10	1.10
1:C:496:VAL:C	2:D:635:ILE:HD11	1.68	1.10

Continued on next page...

Continued from previous page...

Atom-1	Atom-2	Interatomic distance (Å)	Clash overlap (Å)
1:Q:36:VAL:HG11	2:R:642:ILE:HG21	1.13	1.09
1:A:44:VAL:HA	2:B:629:LEU:HD21	1.33	1.09
1:C:44:VAL:HG22	2:D:629:LEU:HD23	1.27	1.09
1:S:39:TYR:CE2	2:T:628:TRP:CZ2	2.39	1.09
1:C:496:VAL:O	2:D:635:ILE:HD11	1.51	1.09
1:O:39:TYR:CE2	2:P:628:TRP:CZ2	2.37	1.09
1:O:503:ARG:NH2	2:P:606:THR:HG21	1.58	1.09
1:Q:497:ALA:HB1	2:R:530:MET:HE1	1.34	1.09
1:S:36:VAL:CG1	2:T:642:ILE:HD13	1.82	1.09
1:E:496:VAL:HG23	2:F:635:ILE:HD11	1.32	1.09
1:O:496:VAL:O	2:P:635:ILE:HD11	1.51	1.09
1:Q:503:ARG:HH21	2:R:606:THR:HG22	0.93	1.09
1:S:496:VAL:O	2:T:631:TRP:NE1	1.82	1.08
1:A:36:VAL:HG22	2:B:610:TRP:CH2	1.89	1.08
1:S:503:ARG:CZ	2:T:606:THR:CG2	2.32	1.08
1:E:36:VAL:CG1	2:F:642:ILE:HD13	1.82	1.08
3:M:222:ARG:NH2	3:Y:222:ARG:NH2	1.91	1.08
1:Q:503:ARG:HE	2:R:606:THR:CA	1.62	1.08
1:O:500:ARG:H	2:P:619:LEU:HD11	1.12	1.08
2:D:655:LYS:HE3	2:F:535:MET:HG3	1.29	1.07
1:A:503:ARG:NH2	2:B:606:THR:HG21	1.63	1.07
1:C:44:VAL:HA	2:D:629:LEU:HD21	1.11	1.07
1:C:500:ARG:H	2:D:619:LEU:HD11	1.12	1.07
1:O:503:ARG:CZ	2:P:606:THR:CB	2.33	1.07
1:S:503:ARG:NE	2:T:606:THR:HB	1.58	1.07
1:S:39:TYR:CD2	2:T:628:TRP:CZ2	2.20	1.07
1:O:36:VAL:CG1	2:P:642:ILE:HD13	1.85	1.07
1:O:40:TYR:HE1	2:P:589:ASP:OD2	1.33	1.07
1:E:39:TYR:CE2	2:F:628:TRP:CZ2	2.39	1.06
1:E:503:ARG:CZ	2:F:606:THR:CG2	2.32	1.06
1:E:503:ARG:CZ	2:F:606:THR:CB	2.30	1.06
1:C:36:VAL:CG1	2:D:642:ILE:HD13	1.85	1.06
1:S:503:ARG:CZ	2:T:606:THR:CB	2.30	1.06
1:C:39:TYR:CE2	2:D:628:TRP:CZ2	2.37	1.06
1:O:44:VAL:HA	2:P:629:LEU:HD21	1.11	1.06
1:O:500:ARG:N	2:P:619:LEU:CD1	2.19	1.06
1:Q:36:VAL:HG22	2:R:610:TRP:CH2	1.89	1.06
1:Q:44:VAL:HA	2:R:629:LEU:HD21	1.33	1.06
1:Q:503:ARG:HH21	2:R:606:THR:HG21	1.09	1.06
1:A:496:VAL:C	2:B:635:ILE:HD11	1.68	1.05
1:E:35:TRP:HA	2:F:610:TRP:CA	1.86	1.05

Continued on next page...

Continued from previous page...

Atom-1	Atom-2	Interatomic distance (Å)	Clash overlap (Å)
1:C:500:ARG:N	2:D:619:LEU:CD1	2.19	1.05
2:D:661:LEU:HD11	1:E:504:ARG:CZ	1.87	1.05
1:C:44:VAL:HG22	2:D:629:LEU:CD2	1.86	1.05
1:C:493:PRO:HD3	2:D:585:ARG:HH22	1.16	1.05
1:C:503:ARG:CZ	2:D:606:THR:CB	2.33	1.05
1:A:39:TYR:CZ	2:B:628:TRP:HZ2	1.64	1.05
1:A:503:ARG:HH21	2:B:606:THR:HG22	0.93	1.05
1:E:496:VAL:O	2:F:631:TRP:NE1	1.82	1.05
1:Q:496:VAL:C	2:R:635:ILE:HD11	1.68	1.05
1:E:496:VAL:CG2	2:F:635:ILE:CD1	1.78	1.04
2:P:535:MET:SD	2:R:655:LYS:HE3	1.97	1.04
1:S:503:ARG:HH21	2:T:606:THR:HG22	1.19	1.04
1:A:503:ARG:CD	2:B:606:THR:HA	1.66	1.04
2:P:661:LEU:HD11	1:S:504:ARG:CZ	1.87	1.04
2:B:655:LYS:HE3	2:D:535:MET:SD	1.97	1.04
1:O:44:VAL:HG22	2:P:629:LEU:CD2	1.86	1.04
1:S:35:TRP:HA	2:T:610:TRP:CA	1.86	1.04
1:E:503:ARG:NE	2:F:606:THR:HB	1.58	1.03
1:A:497:ALA:HB1	2:B:530:MET:HE1	1.34	1.03
1:A:503:ARG:HE	2:B:606:THR:CA	1.62	1.03
1:E:36:VAL:HG11	2:F:642:ILE:HG21	1.36	1.03
1:E:500:ARG:N	2:F:619:LEU:HD21	1.73	1.03
3:H:96:TYR:CE2	5:G:7:MAN:H62	1.94	1.03
1:E:503:ARG:HH21	2:F:606:THR:HG22	1.19	1.02
2:B:651:ASN:ND2	2:D:538:THR:CG2	2.23	1.02
1:C:503:ARG:NE	2:D:606:THR:HG22	1.74	1.02
2:P:538:THR:HG21	2:R:651:ASN:ND2	1.74	1.02
1:Q:498:PRO:CG	2:R:622:ILE:CD1	2.14	1.02
1:S:500:ARG:N	2:T:619:LEU:HD21	1.73	1.02
2:B:651:ASN:ND2	2:D:538:THR:HG21	1.74	1.02
1:Q:39:TYR:CZ	2:R:628:TRP:HZ2	1.64	1.02
1:E:35:TRP:CA	2:F:610:TRP:CB	1.79	1.02
1:E:503:ARG:NH2	2:F:606:THR:HG22	1.71	1.02
1:O:503:ARG:NE	2:P:606:THR:HG22	1.74	1.02
1:A:499:THR:HA	2:B:623:TRP:HE1	1.24	1.02
1:O:496:VAL:C	2:P:635:ILE:HD11	1.68	1.02
1:S:503:ARG:HE	2:T:606:THR:CG2	1.73	1.02
1:E:43:PRO:CG	2:F:526:ALA:HA	1.90	1.01
1:S:36:VAL:HG11	2:T:642:ILE:HG21	1.36	1.01
1:A:496:VAL:O	2:B:635:ILE:HD11	1.60	1.01
1:C:503:ARG:CZ	2:D:606:THR:HB	1.90	1.01

Continued on next page...

Continued from previous page...

Atom-1	Atom-2	Interatomic distance (Å)	Clash overlap (Å)
2:P:538:THR:CG2	2:R:651:ASN:ND2	2.23	1.01
3:W:96:TYR:CE2	5:w:7:MAN:H62	1.94	1.01
1:C:40:TYR:HE1	2:D:589:ASP:OD2	1.33	1.01
1:C:36:VAL:HG21	2:D:642:ILE:CD1	1.91	1.01
1:O:35:TRP:HA	2:P:610:TRP:CA	1.90	1.01
1:O:496:VAL:O	2:P:631:TRP:NE1	1.81	1.01
1:A:35:TRP:C	2:B:610:TRP:CE3	2.38	1.01
1:C:35:TRP:HA	2:D:610:TRP:CA	1.90	1.01
1:E:503:ARG:HE	2:F:606:THR:CG2	1.73	1.00
1:S:43:PRO:CG	2:T:526:ALA:HA	1.90	1.00
1:E:503:ARG:NE	2:F:606:THR:CG2	2.24	1.00
1:E:503:ARG:HE	2:F:606:THR:CA	1.72	1.00
3:M:96:TYR:CE2	5:k:7:MAN:H62	1.96	1.00
1:O:36:VAL:HG21	2:P:642:ILE:CD1	1.91	1.00
1:S:503:ARG:HE	2:T:606:THR:CB	1.67	1.00
1:O:503:ARG:CZ	2:P:606:THR:HB	1.91	1.00
1:Q:35:TRP:C	2:R:610:TRP:CE3	2.38	1.00
3:U:96:TYR:CE2	5:q:7:MAN:H62	1.96	1.00
1:E:496:VAL:O	2:F:635:ILE:CD1	2.10	1.00
3:Y:96:TYR:CE2	5:7:7:MAN:H62	1.96	1.00
1:S:74:CYS:SG	2:T:571:TRP:NE1	2.35	1.00
1:S:503:ARG:HE	2:T:606:THR:CA	1.71	1.00
1:Q:503:ARG:NH2	2:R:606:THR:HG21	1.63	1.00
1:S:496:VAL:O	2:T:635:ILE:CD1	2.10	1.00
3:J:96:TYR:CE2	5:e:7:MAN:H62	1.96	0.99
1:O:503:ARG:NE	2:P:606:THR:CG2	2.25	0.99
1:S:36:VAL:HG21	2:T:642:ILE:CD1	1.92	0.99
1:Q:496:VAL:O	2:R:635:ILE:HD11	1.60	0.99
1:A:36:VAL:CG1	2:B:642:ILE:HG21	1.93	0.99
1:A:498:PRO:CG	2:B:622:ILE:CD1	2.14	0.99
1:Q:36:VAL:CG1	2:R:642:ILE:HG21	1.93	0.99
1:S:503:ARG:NE	2:T:606:THR:CG2	2.24	0.99
1:E:74:CYS:SG	2:F:571:TRP:NE1	2.35	0.99
1:A:39:TYR:CZ	2:B:628:TRP:CZ2	2.39	0.99
1:S:496:VAL:HG23	2:T:635:ILE:HD11	1.32	0.99
1:O:35:TRP:CA	2:P:610:TRP:CB	1.77	0.99
1:E:496:VAL:HG23	2:F:635:ILE:HD13	1.43	0.98
1:O:36:VAL:CG2	2:P:614:TRP:CE3	2.46	0.98
1:O:493:PRO:CD	2:P:585:ARG:HH22	1.76	0.98
2:P:661:LEU:HD11	1:S:504:ARG:NE	1.78	0.98
1:Q:499:THR:HA	2:R:623:TRP:HE1	1.24	0.98

Continued on next page...

Continued from previous page...

Atom-1	Atom-2	Interatomic distance (Å)	Clash overlap (Å)
1:Q:43:PRO:HG3	2:R:526:ALA:HA	1.44	0.98
1:S:503:ARG:HH21	2:T:606:THR:HG21	0.82	0.98
1:C:36:VAL:CG2	2:D:614:TRP:CE3	2.46	0.98
1:C:493:PRO:CD	2:D:585:ARG:HH22	1.76	0.98
1:E:36:VAL:HG21	2:F:642:ILE:CD1	1.92	0.98
1:S:54:CYS:N	2:T:571:TRP:CZ3	2.31	0.98
1:E:36:VAL:CG2	2:F:610:TRP:CE3	2.24	0.98
1:Q:503:ARG:NH2	2:R:606:THR:HG22	1.60	0.98
2:D:661:LEU:HD11	1:E:504:ARG:NE	1.78	0.98
1:S:503:ARG:O	2:T:607:ASN:OD1	1.81	0.98
1:S:496:VAL:HG21	2:T:635:ILE:HD12	1.46	0.98
1:O:503:ARG:HE	2:P:606:THR:CA	1.68	0.97
2:P:538:THR:HG22	2:R:651:ASN:HD21	1.29	0.97
1:C:500:ARG:N	2:D:619:LEU:HD11	1.77	0.97
1:A:54:CYS:HB3	2:B:571:TRP:CH2	1.89	0.97
1:C:35:TRP:CA	2:D:610:TRP:CB	1.77	0.97
1:S:36:VAL:CG2	2:T:614:TRP:CE3	2.47	0.97
1:A:503:ARG:NH2	2:B:606:THR:HG22	1.60	0.97
1:Q:503:ARG:CD	2:R:606:THR:HA	1.66	0.97
1:E:503:ARG:HH21	2:F:606:THR:HG21	0.82	0.97
2:B:651:ASN:HD21	2:D:538:THR:HG22	1.29	0.97
1:C:36:VAL:HG23	2:D:614:TRP:CE3	2.00	0.97
1:O:36:VAL:HG11	2:P:642:ILE:HG21	1.45	0.97
1:E:54:CYS:N	2:F:571:TRP:CZ3	2.31	0.96
1:O:34:LEU:HD12	2:P:617:ARG:O	1.62	0.96
1:E:36:VAL:CG2	2:F:614:TRP:CE3	2.47	0.96
1:E:503:ARG:O	2:F:607:ASN:OD1	1.81	0.96
1:A:43:PRO:HG3	2:B:526:ALA:HA	1.44	0.96
1:S:496:VAL:HG23	2:T:635:ILE:HD13	1.43	0.96
1:S:496:VAL:O	2:T:631:TRP:CD1	2.19	0.96
1:E:503:ARG:HE	2:F:606:THR:CB	1.67	0.96
1:O:39:TYR:CZ	2:P:628:TRP:HZ2	1.72	0.96
1:C:43:PRO:CG	2:D:526:ALA:HA	1.95	0.95
1:C:496:VAL:O	2:D:631:TRP:NE1	1.80	0.95
1:Q:34:LEU:HD12	2:R:617:ARG:O	1.64	0.95
1:E:496:VAL:O	2:F:631:TRP:CD1	2.19	0.95
1:A:34:LEU:HD12	2:B:617:ARG:O	1.64	0.95
1:O:43:PRO:CG	2:P:526:ALA:HA	1.96	0.95
1:E:36:VAL:HG23	2:F:610:TRP:CE3	1.99	0.95
1:O:36:VAL:HG23	2:P:614:TRP:CE3	2.00	0.95
1:S:36:VAL:HG23	2:T:610:TRP:CE3	1.99	0.95

Continued on next page...

Continued from previous page...

Atom-1	Atom-2	Interatomic distance (Å)	Clash overlap (Å)
1:C:503:ARG:NE	2:D:606:THR:CG2	2.25	0.95
1:O:500:ARG:N	2:P:619:LEU:HD11	1.77	0.95
1:C:34:LEU:HD12	2:D:617:ARG:O	1.62	0.95
1:C:499:THR:HG23	2:D:623:TRP:NE1	1.82	0.95
1:E:503:ARG:HE	2:F:606:THR:HG22	1.32	0.94
1:Q:503:ARG:NE	2:R:606:THR:HB	1.75	0.94
1:S:35:TRP:CA	2:T:610:TRP:CB	1.79	0.94
1:C:503:ARG:HE	2:D:606:THR:CA	1.68	0.94
1:S:36:VAL:HG23	2:T:614:TRP:CE3	2.02	0.94
1:C:44:VAL:HA	2:D:629:LEU:CD2	1.97	0.94
1:O:44:VAL:HA	2:P:629:LEU:CD2	1.97	0.94
1:O:499:THR:HG23	2:P:623:TRP:NE1	1.82	0.94
3:H:222:ARG:NH2	3:U:222:ARG:NH2	1.99	0.94
1:C:500:ARG:H	2:D:619:LEU:CD1	1.80	0.94
1:Q:44:VAL:HA	2:R:629:LEU:CD2	1.98	0.94
1:Q:39:TYR:CZ	2:R:628:TRP:CZ2	2.39	0.94
1:E:496:VAL:HG21	2:F:635:ILE:HD12	1.46	0.93
1:E:503:ARG:NE	2:F:606:THR:HG22	1.83	0.93
1:C:36:VAL:HG11	2:D:642:ILE:HG21	1.45	0.93
1:O:35:TRP:CA	2:P:610:TRP:CG	2.51	0.93
1:S:503:ARG:NH2	2:T:606:THR:HG22	1.71	0.93
1:O:496:VAL:C	2:P:635:ILE:CD1	2.35	0.93
1:Q:503:ARG:HE	2:R:606:THR:HA	1.10	0.93
1:C:39:TYR:CZ	2:D:628:TRP:HZ2	1.72	0.92
1:A:503:ARG:NE	2:B:606:THR:HB	1.75	0.92
1:S:503:ARG:NE	2:T:606:THR:HA	1.65	0.92
1:A:44:VAL:HA	2:B:629:LEU:CD2	1.98	0.92
1:C:35:TRP:CA	2:D:610:TRP:CG	2.51	0.92
1:O:35:TRP:HA	2:P:610:TRP:CG	2.05	0.92
1:C:498:PRO:HG3	2:D:622:ILE:CD1	2.00	0.91
1:E:36:VAL:HG23	2:F:614:TRP:CE3	2.02	0.91
1:E:496:VAL:CG2	2:F:635:ILE:HD11	1.89	0.91
1:O:496:VAL:O	2:P:635:ILE:CD1	2.18	0.91
1:S:503:ARG:NE	2:T:606:THR:HG22	1.83	0.91
1:A:36:VAL:H	2:B:610:TRP:HE3	1.14	0.91
1:C:496:VAL:O	2:D:635:ILE:CD1	2.18	0.91
1:Q:36:VAL:HG11	2:R:642:ILE:HD13	1.51	0.91
1:C:35:TRP:HA	2:D:610:TRP:CG	2.05	0.91
1:Q:503:ARG:HG3	2:R:605:CYS:O	1.70	0.91
1:A:503:ARG:CZ	2:B:606:THR:CG2	2.46	0.91
1:O:35:TRP:CB	2:P:610:TRP:HB2	2.00	0.91

Continued on next page...

Continued from previous page...

Atom-1	Atom-2	Interatomic distance (Å)	Clash overlap (Å)
1:S:503:ARG:HE	2:T:606:THR:HG22	1.32	0.91
1:A:503:ARG:NH2	2:B:606:THR:CB	2.32	0.91
1:C:35:TRP:CB	2:D:610:TRP:HB2	2.00	0.91
1:E:503:ARG:NE	2:F:606:THR:HA	1.66	0.90
1:O:503:ARG:NE	2:P:606:THR:HA	1.29	0.90
1:S:496:VAL:C	2:T:635:ILE:CD1	2.38	0.90
1:O:39:TYR:CZ	2:P:628:TRP:CZ2	2.46	0.90
1:A:36:VAL:HG11	2:B:642:ILE:HD13	1.51	0.90
1:A:43:PRO:O	2:B:629:LEU:HD21	1.72	0.90
1:O:498:PRO:CG	2:P:622:ILE:HD11	2.02	0.90
1:O:500:ARG:H	2:P:619:LEU:CD1	1.80	0.90
1:Q:494:LEU:HG	2:R:643:TYR:OH	1.71	0.90
1:S:44:VAL:HG22	2:T:629:LEU:HD23	1.52	0.90
1:Q:36:VAL:H	2:R:610:TRP:HE3	1.14	0.90
1:Q:43:PRO:O	2:R:629:LEU:HD21	1.72	0.90
1:Q:503:ARG:NH2	2:R:606:THR:CB	2.32	0.90
1:A:503:ARG:HG3	2:B:605:CYS:O	1.70	0.90
1:C:496:VAL:C	2:D:635:ILE:CD1	2.35	0.90
1:E:39:TYR:CZ	2:F:628:TRP:HZ2	1.87	0.89
1:Q:503:ARG:CZ	2:R:606:THR:CG2	2.46	0.89
1:A:496:VAL:O	2:B:635:ILE:CD1	2.20	0.89
1:O:500:ARG:N	2:P:619:LEU:HD13	1.86	0.89
2:P:661:LEU:CD1	1:S:504:ARG:CZ	2.51	0.89
1:E:44:VAL:HG22	2:F:629:LEU:HD23	1.52	0.88
1:O:498:PRO:HG3	2:P:622:ILE:CD1	2.00	0.88
1:Q:54:CYS:HB2	2:R:571:TRP:HH2	1.32	0.88
1:Q:35:TRP:CA	2:R:610:TRP:CB	2.15	0.88
1:A:503:ARG:HE	2:B:606:THR:HA	1.10	0.88
1:C:44:VAL:CG2	2:D:629:LEU:HD23	2.03	0.88
1:E:44:VAL:HG22	2:F:629:LEU:CD2	2.03	0.88
1:E:54:CYS:HB2	2:F:571:TRP:HZ2	1.33	0.88
1:Q:496:VAL:O	2:R:635:ILE:CD1	2.20	0.88
2:D:661:LEU:CD1	1:E:504:ARG:CZ	2.51	0.88
1:S:36:VAL:HG23	2:T:614:TRP:CZ3	2.09	0.88
1:C:500:ARG:N	2:D:619:LEU:HD13	1.86	0.88
1:E:54:CYS:HB3	2:F:571:TRP:CD2	2.09	0.88
1:O:44:VAL:CG2	2:P:629:LEU:HD23	2.03	0.88
1:E:503:ARG:CZ	2:F:606:THR:HG22	2.01	0.87
1:A:494:LEU:HG	2:B:643:TYR:OH	1.71	0.87
1:C:498:PRO:CG	2:D:622:ILE:HD11	2.02	0.87
1:S:34:LEU:HD12	2:T:617:ARG:O	1.71	0.87

Continued on next page...

Continued from previous page...

Atom-1	Atom-2	Interatomic distance (Å)	Clash overlap (Å)
1:C:36:VAL:HG23	2:D:614:TRP:CZ3	2.10	0.87
1:E:34:LEU:HD12	2:F:617:ARG:O	1.71	0.87
1:O:499:THR:HA	2:P:623:TRP:HE1	1.39	0.87
1:S:44:VAL:HG22	2:T:629:LEU:CD2	2.03	0.86
1:O:503:ARG:HE	2:P:606:THR:CG2	1.88	0.86
1:E:36:VAL:HG23	2:F:614:TRP:CZ3	2.09	0.86
1:C:499:THR:HA	2:D:623:TRP:HE1	1.40	0.86
1:S:54:CYS:HB3	2:T:571:TRP:CD2	2.09	0.86
1:C:43:PRO:HG3	2:D:526:ALA:CA	2.05	0.86
1:E:35:TRP:CA	2:F:610:TRP:CG	2.59	0.86
3:H:96:TYR:HE2	5:G:7:MAN:H62	1.41	0.86
1:O:36:VAL:HG23	2:P:614:TRP:CZ3	2.10	0.85
1:Q:497:ALA:CB	2:R:530:MET:HE1	2.06	0.85
1:A:497:ALA:CB	2:B:530:MET:HE1	2.06	0.85
1:E:499:THR:C	2:F:619:LEU:HD21	2.01	0.84
3:U:96:TYR:HE2	5:q:7:MAN:H62	1.43	0.84
1:A:36:VAL:CG1	2:B:642:ILE:HD13	2.06	0.84
1:C:44:VAL:CA	2:D:629:LEU:HD21	2.04	0.84
1:E:496:VAL:C	2:F:635:ILE:CD1	2.38	0.84
1:O:43:PRO:HG3	2:P:526:ALA:CA	2.05	0.84
1:Q:36:VAL:CG1	2:R:642:ILE:HD13	2.06	0.84
1:S:35:TRP:CA	2:T:610:TRP:CG	2.59	0.84
1:S:499:THR:C	2:T:619:LEU:HD21	2.01	0.84
1:O:36:VAL:HG22	2:P:610:TRP:CH2	1.61	0.84
3:W:96:TYR:HE2	5:w:7:MAN:H62	1.41	0.84
3:M:96:TYR:HE2	5:k:7:MAN:H62	1.42	0.83
1:Q:36:VAL:CG2	2:R:614:TRP:CE3	2.61	0.83
1:S:503:ARG:CZ	2:T:606:THR:HG22	2.01	0.83
1:Q:496:VAL:C	2:R:635:ILE:CD1	2.38	0.83
1:A:221:ALA:HB3	2:B:582:ALA:HB2	1.60	0.83
1:C:36:VAL:HG22	2:D:610:TRP:CH2	1.61	0.83
1:O:36:VAL:HG21	2:P:642:ILE:HD11	1.61	0.83
1:O:44:VAL:CA	2:P:629:LEU:HD21	2.04	0.83
1:Q:499:THR:C	2:R:619:LEU:HD21	2.04	0.83
1:E:44:VAL:HA	2:F:629:LEU:CD2	2.06	0.83
1:Q:221:ALA:HB3	2:R:582:ALA:HB2	1.60	0.83
1:A:36:VAL:CG2	2:B:614:TRP:CE3	2.61	0.82
3:U:100(B):ILE:HD11	4:V:32:TRP:CH2	2.14	0.82
1:C:39:TYR:CZ	2:D:628:TRP:CZ2	2.46	0.82
1:S:54:CYS:HB2	2:T:571:TRP:HZ2	1.33	0.82
1:S:44:VAL:HA	2:T:629:LEU:CD2	2.07	0.82

Continued on next page...

Continued from previous page...

Atom-1	Atom-2	Interatomic distance (Å)	Clash overlap (Å)
3:H:100(B):ILE:HD11	4:L:32:TRP:CH2	2.14	0.82
3:W:100(B):ILE:HD11	4:X:32:TRP:CH2	2.14	0.82
3:Y:96:TYR:HE2	5:7:7:MAN:H62	1.42	0.82
2:B:591:GLN:OE1	2:D:545:LEU:CD2	2.27	0.82
1:A:499:THR:C	2:B:619:LEU:HD21	2.04	0.82
1:A:43:PRO:CB	2:B:523:LEU:HD22	2.10	0.82
1:C:36:VAL:HG21	2:D:642:ILE:HD11	1.61	0.81
1:C:503:ARG:HE	2:D:606:THR:CG2	1.88	0.81
1:Q:43:PRO:CB	2:R:523:LEU:HD22	2.10	0.81
1:A:36:VAL:HA	2:B:610:TRP:HZ3	1.29	0.81
1:A:36:VAL:CB	2:B:610:TRP:CE3	2.54	0.81
1:C:43:PRO:CB	2:D:523:LEU:HD22	2.10	0.81
3:M:100(B):ILE:HD11	4:N:32:TRP:CH2	2.15	0.81
1:O:43:PRO:CB	2:P:523:LEU:HD22	2.10	0.81
1:Q:36:VAL:CB	2:R:610:TRP:CE3	2.54	0.81
1:S:496:VAL:CG2	2:T:635:ILE:HD11	1.89	0.81
1:A:36:VAL:HA	2:B:610:TRP:CE3	1.96	0.81
1:O:497:ALA:CB	2:P:530:MET:HE1	2.11	0.81
2:B:651:ASN:HD21	2:D:538:THR:CG2	1.88	0.81
3:J:100(B):ILE:HD11	4:K:32:TRP:CH2	2.14	0.81
1:S:35:TRP:CB	2:T:610:TRP:HB2	2.08	0.81
1:E:36:VAL:CG2	2:F:614:TRP:CZ3	2.64	0.81
1:Q:497:ALA:CB	2:R:530:MET:CE	2.59	0.81
1:S:195:ASN:HD21	1:S:425:ASN:HD21	1.29	0.81
1:O:195:ASN:HD21	1:O:425:ASN:HD21	1.29	0.81
1:Q:195:ASN:HD21	1:Q:425:ASN:HD21	1.29	0.81
1:A:497:ALA:HB1	2:B:530:MET:CE	2.11	0.80
1:C:497:ALA:CB	2:D:530:MET:HE1	2.11	0.80
1:E:195:ASN:HD21	1:E:425:ASN:HD21	1.29	0.80
3:J:96:TYR:HE2	5:e:7:MAN:H62	1.42	0.80
2:D:661:LEU:HD12	1:E:504:ARG:NH2	1.96	0.80
1:C:498:PRO:HG3	2:D:622:ILE:HD11	1.62	0.80
2:P:545:LEU:CD2	2:R:591:GLN:OE1	2.27	0.80
2:P:661:LEU:HD12	1:S:504:ARG:NH2	1.96	0.80
1:A:497:ALA:CB	2:B:530:MET:CE	2.59	0.80
1:C:195:ASN:HD21	1:C:425:ASN:HD21	1.29	0.80
1:Q:43:PRO:HB3	2:R:523:LEU:HD22	1.63	0.80
1:S:36:VAL:CG2	2:T:614:TRP:CZ3	2.64	0.80
1:A:195:ASN:HD21	1:A:425:ASN:HD21	1.29	0.80
1:Q:36:VAL:CA	2:R:610:TRP:HZ3	1.68	0.80
1:A:496:VAL:C	2:B:635:ILE:CD1	2.38	0.80

Continued on next page...

Continued from previous page...

Atom-1	Atom-2	Interatomic distance (Å)	Clash overlap (Å)
3:Y:100(B):ILE:HD11	4:Z:32:TRP:CH2	2.15	0.79
1:E:35:TRP:CB	2:F:610:TRP:HB2	2.08	0.79
1:O:493:PRO:HD3	2:P:585:ARG:NH2	1.98	0.79
1:Q:497:ALA:HB1	2:R:530:MET:CE	2.11	0.79
1:Q:499:THR:HG23	2:R:623:TRP:NE1	1.98	0.79
1:O:503:ARG:HE	2:P:606:THR:HA	1.24	0.79
1:A:499:THR:HG23	2:B:623:TRP:NE1	1.98	0.78
1:S:39:TYR:CZ	2:T:628:TRP:HZ2	1.87	0.78
1:A:43:PRO:HB3	2:B:523:LEU:HD22	1.63	0.78
1:E:503:ARG:HE	2:F:606:THR:HA	1.33	0.78
1:O:496:VAL:C	2:P:631:TRP:CD1	2.55	0.78
1:S:43:PRO:HB2	2:T:526:ALA:HB2	1.66	0.78
1:O:498:PRO:HG3	2:P:622:ILE:HD11	1.62	0.78
1:S:43:PRO:HG3	2:T:526:ALA:CA	2.11	0.78
1:A:54:CYS:HB2	2:B:571:TRP:HH2	1.32	0.77
1:A:34:LEU:HD22	2:B:619:LEU:CD2	2.15	0.77
1:E:43:PRO:HG3	2:F:526:ALA:CA	2.11	0.77
1:S:35:TRP:C	2:T:610:TRP:HB2	2.05	0.77
1:E:36:VAL:HG21	2:F:642:ILE:HD13	1.67	0.77
1:A:499:THR:CA	2:B:623:TRP:HE1	1.98	0.77
1:C:503:ARG:HE	2:D:606:THR:HG22	1.43	0.77
1:E:43:PRO:HB2	2:F:526:ALA:HB2	1.66	0.77
1:A:35:TRP:CA	2:B:610:TRP:CB	2.15	0.76
1:E:36:VAL:HG11	2:F:642:ILE:CD1	2.11	0.76
1:E:35:TRP:HA	2:F:610:TRP:CG	2.15	0.76
1:C:503:ARG:HE	2:D:606:THR:HA	1.24	0.76
1:E:500:ARG:N	2:F:619:LEU:CD2	2.48	0.76
1:Q:36:VAL:CG1	2:R:610:TRP:HZ3	1.99	0.76
1:S:36:VAL:CG2	2:T:642:ILE:CD1	2.64	0.76
1:A:503:ARG:CZ	2:B:606:THR:HG22	2.14	0.76
1:E:36:VAL:CG2	2:F:642:ILE:HD13	2.16	0.76
1:S:500:ARG:N	2:T:619:LEU:CD2	2.48	0.76
1:E:43:PRO:CB	2:F:523:LEU:HD22	2.16	0.76
2:P:538:THR:CG2	2:R:651:ASN:HD21	1.88	0.76
1:S:36:VAL:CG2	2:T:642:ILE:HD13	2.16	0.76
1:A:36:VAL:CA	2:B:610:TRP:HZ3	1.68	0.75
1:C:493:PRO:HD3	2:D:585:ARG:NH2	1.98	0.75
1:A:36:VAL:CG2	2:B:614:TRP:CZ3	2.69	0.75
1:C:40:TYR:CZ	2:D:589:ASP:OD2	2.39	0.75
1:O:40:TYR:CZ	2:P:589:ASP:OD2	2.39	0.75
1:Q:36:VAL:HG11	2:R:642:ILE:CG2	2.08	0.75

Continued on next page...

Continued from previous page...

Atom-1	Atom-2	Interatomic distance (Å)	Clash overlap (Å)
1:S:54:CYS:HB3	2:T:571:TRP:NE1	2.01	0.75
1:S:43:PRO:CB	2:T:523:LEU:HD22	2.16	0.75
1:C:36:VAL:CG2	2:D:642:ILE:CD1	2.65	0.75
1:Q:34:LEU:HD22	2:R:619:LEU:CD2	2.15	0.75
1:E:36:VAL:CG2	2:F:642:ILE:CD1	2.64	0.75
1:Q:36:VAL:CG2	2:R:614:TRP:CZ3	2.69	0.75
1:Q:503:ARG:HE	2:R:606:THR:CB	1.87	0.75
3:M:222:ARG:HH22	3:Y:222:ARG:NH1	1.57	0.75
1:Q:499:THR:CA	2:R:623:TRP:HE1	1.98	0.74
1:E:54:CYS:HB3	2:F:571:TRP:NE1	2.01	0.74
1:A:36:VAL:CG1	2:B:610:TRP:HZ3	1.99	0.74
1:E:39:TYR:CZ	2:F:628:TRP:CZ2	2.56	0.74
1:O:497:ALA:HB1	2:P:530:MET:HE1	1.68	0.74
1:S:503:ARG:HE	2:T:606:THR:HA	1.32	0.74
2:B:655:LYS:NZ	2:D:535:MET:CE	2.50	0.74
1:S:35:TRP:HA	2:T:610:TRP:CG	2.15	0.74
2:P:535:MET:CE	2:R:655:LYS:NZ	2.50	0.74
1:C:43:PRO:HB3	2:D:523:LEU:CD2	2.18	0.74
1:C:503:ARG:CG	2:D:605:CYS:O	2.32	0.74
1:O:36:VAL:CG2	2:P:614:TRP:CZ3	2.69	0.74
1:S:36:VAL:HG22	2:T:610:TRP:CH2	1.86	0.74
3:H:222:ARG:HH22	3:U:222:ARG:NH1	1.52	0.74
1:Q:503:ARG:CZ	2:R:606:THR:HG22	2.14	0.74
1:A:498:PRO:HG3	2:B:622:ILE:CD1	2.18	0.74
1:C:36:VAL:CG2	2:D:614:TRP:CZ3	2.69	0.74
1:O:44:VAL:HG22	2:P:629:LEU:CG	2.18	0.74
1:E:44:VAL:HG22	2:F:629:LEU:CG	2.18	0.73
1:O:43:PRO:HA	2:P:523:LEU:CD2	2.18	0.73
1:S:36:VAL:HG21	2:T:642:ILE:HD11	1.69	0.73
1:C:496:VAL:C	2:D:631:TRP:CD1	2.55	0.73
1:Q:36:VAL:HG21	2:R:642:ILE:HD13	1.70	0.73
1:C:43:PRO:HA	2:D:523:LEU:CD2	2.18	0.73
1:C:497:ALA:HB1	2:D:530:MET:HE1	1.68	0.73
1:O:43:PRO:HB3	2:P:523:LEU:CD2	2.18	0.73
1:O:503:ARG:CG	2:P:605:CYS:O	2.32	0.73
1:S:36:VAL:HG11	2:T:642:ILE:CD1	2.11	0.73
1:A:204:ALA:HB3	1:A:437:PRO:HD3	1.71	0.73
2:B:655:LYS:CE	2:D:535:MET:SD	2.76	0.73
2:P:535:MET:SD	2:R:655:LYS:CE	2.76	0.73
1:Q:109:ILE:HG23	1:Q:429:ARG:HH22	1.53	0.73
1:S:204:ALA:HB3	1:S:437:PRO:HD3	1.71	0.73

Continued on next page...

Continued from previous page...

Atom-1	Atom-2	Interatomic distance (Å)	Clash overlap (Å)
1:C:109:ILE:HG23	1:C:429:ARG:HH22	1.53	0.73
2:D:655:LYS:CE	2:F:535:MET:HG3	2.14	0.73
1:E:36:VAL:HG21	2:F:642:ILE:HD11	1.69	0.73
1:Q:44:VAL:HG22	2:R:629:LEU:HD23	0.83	0.73
1:Q:503:ARG:NE	2:R:606:THR:CG2	2.52	0.73
1:E:496:VAL:HG22	2:F:635:ILE:CD1	2.13	0.73
1:S:499:THR:HG23	2:T:623:TRP:NE1	2.04	0.73
1:C:44:VAL:HG22	2:D:629:LEU:CG	2.18	0.73
1:C:204:ALA:HB3	1:C:437:PRO:HD3	1.71	0.73
3:H:222:ARG:NH1	3:U:222:ARG:HH22	1.59	0.73
1:Q:34:LEU:CD2	2:R:619:LEU:CD2	2.67	0.73
1:E:499:THR:HA	2:F:623:TRP:HE1	1.53	0.73
1:S:36:VAL:HG21	2:T:642:ILE:HD13	1.67	0.73
1:A:36:VAL:HG21	2:B:642:ILE:HD13	1.70	0.72
1:E:44:VAL:HG13	2:F:629:LEU:HD23	1.71	0.72
1:S:43:PRO:HA	2:T:523:LEU:CD2	2.19	0.72
1:A:34:LEU:HD22	2:B:619:LEU:HD23	1.72	0.72
1:O:36:VAL:CG2	2:P:642:ILE:CD1	2.65	0.72
1:S:39:TYR:CZ	2:T:628:TRP:CZ2	2.56	0.72
1:A:36:VAL:HG21	2:B:614:TRP:CZ3	2.25	0.72
1:E:494:LEU:CD2	2:F:643:TYR:OH	2.38	0.72
1:O:109:ILE:HG23	1:O:429:ARG:HH22	1.53	0.72
1:Q:36:VAL:HG21	2:R:614:TRP:CZ3	2.25	0.72
1:S:44:VAL:HG22	2:T:629:LEU:CG	2.18	0.72
1:E:499:THR:HG23	2:F:623:TRP:NE1	2.04	0.72
1:A:36:VAL:HG22	2:B:610:TRP:CE3	1.93	0.72
1:E:36:VAL:HG22	2:F:610:TRP:CH2	1.86	0.72
1:E:109:ILE:HG23	1:E:429:ARG:HH22	1.53	0.72
1:Q:44:VAL:CA	2:R:629:LEU:HD21	2.17	0.72
1:A:34:LEU:CD2	2:B:619:LEU:CD2	2.67	0.72
1:A:109:ILE:HG23	1:A:429:ARG:HH22	1.53	0.72
2:B:655:LYS:HZ2	2:D:535:MET:HE1	1.54	0.72
2:P:655:LYS:CE	2:T:535:MET:HG3	2.14	0.72
1:E:35:TRP:C	2:F:610:TRP:HB2	2.05	0.71
1:E:43:PRO:HA	2:F:523:LEU:CD2	2.19	0.71
1:O:503:ARG:NE	2:P:606:THR:HB	2.00	0.71
1:Q:204:ALA:HB3	1:Q:437:PRO:HD3	1.71	0.71
1:A:500:ARG:N	2:B:619:LEU:HD21	2.06	0.71
1:O:204:ALA:HB3	1:O:437:PRO:HD3	1.71	0.71
1:S:109:ILE:HG23	1:S:429:ARG:HH22	1.53	0.71
1:S:499:THR:HA	2:T:623:TRP:HE1	1.53	0.71

Continued on next page...

Continued from previous page...

Atom-1	Atom-2	Interatomic distance (Å)	Clash overlap (Å)
1:E:496:VAL:CA	2:F:635:ILE:HD11	2.20	0.71
1:A:36:VAL:CG2	2:B:642:ILE:HD13	2.21	0.71
1:E:204:ALA:HB3	1:E:437:PRO:HD3	1.71	0.71
1:Q:36:VAL:HG21	2:R:614:TRP:CE3	2.25	0.71
1:S:44:VAL:HG13	2:T:629:LEU:HD23	1.71	0.71
1:Q:54:CYS:HB3	2:R:571:TRP:CH2	1.89	0.71
1:S:496:VAL:CA	2:T:635:ILE:HD11	2.20	0.71
1:Q:500:ARG:N	2:R:619:LEU:HD21	2.06	0.71
1:S:54:CYS:CB	2:T:571:TRP:CH2	2.54	0.71
1:S:494:LEU:CD2	2:T:643:TYR:OH	2.38	0.71
1:A:497:ALA:CB	2:B:631:TRP:CG	2.63	0.71
1:Q:36:VAL:CG2	2:R:642:ILE:HD13	2.21	0.71
1:Q:498:PRO:HG3	2:R:622:ILE:CD1	2.18	0.70
1:A:503:ARG:NE	2:B:606:THR:CG2	2.52	0.70
1:O:43:PRO:HB2	2:P:526:ALA:HB2	1.73	0.70
1:Q:34:LEU:CD2	2:R:619:LEU:HD23	2.22	0.70
1:O:498:PRO:O	2:P:622:ILE:HG21	1.92	0.70
1:C:36:VAL:HG21	2:D:614:TRP:CE3	2.25	0.70
1:A:36:VAL:HG21	2:B:614:TRP:CE3	2.25	0.70
2:B:655:LYS:HZ2	2:D:535:MET:CE	2.03	0.70
1:C:43:PRO:HB2	2:D:526:ALA:HB2	1.73	0.70
1:O:36:VAL:HG21	2:P:614:TRP:CE3	2.25	0.70
1:A:494:LEU:CG	2:B:643:TYR:OH	2.38	0.70
2:P:535:MET:HE1	2:R:655:LYS:HZ2	1.56	0.70
1:A:35:TRP:HA	2:B:610:TRP:CA	2.21	0.70
1:O:36:VAL:HG11	2:P:642:ILE:CD1	2.13	0.70
1:S:36:VAL:CG1	2:T:642:ILE:HG21	2.20	0.70
1:A:44:VAL:CA	2:B:629:LEU:HD21	2.17	0.69
1:C:43:PRO:O	2:D:629:LEU:HD11	1.92	0.69
1:S:496:VAL:HG22	2:T:635:ILE:CD1	2.13	0.69
1:C:36:VAL:HG11	2:D:642:ILE:CD1	2.12	0.69
1:Q:494:LEU:CG	2:R:643:TYR:OH	2.38	0.69
1:Q:503:ARG:HE	2:R:606:THR:CG2	2.06	0.69
1:S:496:VAL:CB	2:T:635:ILE:CD1	2.70	0.69
1:A:34:LEU:CD2	2:B:619:LEU:HD23	2.22	0.69
1:C:503:ARG:HG3	2:D:605:CYS:C	2.16	0.69
2:B:617:ARG:NH1	2:B:626:MET:SD	2.66	0.69
2:R:617:ARG:NH1	2:R:626:MET:SD	2.66	0.69
1:Q:34:LEU:HD22	2:R:619:LEU:HD23	1.72	0.69
1:A:503:ARG:NH2	2:B:606:THR:HB	1.97	0.69
1:C:499:THR:HG23	2:D:623:TRP:CE2	2.26	0.69

Continued on next page...

Continued from previous page...

Atom-1	Atom-2	Interatomic distance (Å)	Clash overlap (Å)
1:E:54:CYS:CB	2:F:571:TRP:CH2	2.54	0.69
1:S:43:PRO:O	2:T:629:LEU:HD11	1.93	0.69
1:O:36:VAL:HG21	2:P:642:ILE:HD13	1.75	0.69
1:O:503:ARG:HG3	2:P:605:CYS:C	2.16	0.69
1:O:503:ARG:HE	2:P:606:THR:HG22	1.43	0.69
1:A:500:ARG:N	2:B:619:LEU:CD1	2.55	0.69
1:C:498:PRO:O	2:D:622:ILE:HG21	1.92	0.69
1:E:36:VAL:HG21	2:F:614:TRP:CE3	2.28	0.69
1:E:43:PRO:O	2:F:629:LEU:HD11	1.93	0.69
1:C:152:GLY:O	1:C:178:ARG:NH1	2.27	0.68
1:O:499:THR:HG23	2:P:623:TRP:CE2	2.26	0.68
1:S:152:GLY:O	1:S:178:ARG:NH1	2.27	0.68
1:E:43:PRO:HB2	2:F:526:ALA:CB	2.23	0.68
1:O:152:GLY:O	1:O:178:ARG:NH1	2.27	0.68
1:S:43:PRO:HB2	2:T:526:ALA:CB	2.23	0.68
1:Q:498:PRO:O	2:R:622:ILE:HG21	1.94	0.68
2:P:661:LEU:CD1	1:S:504:ARG:NH2	2.55	0.68
1:Q:152:GLY:O	1:Q:178:ARG:NH1	2.27	0.68
1:E:152:GLY:O	1:E:178:ARG:NH1	2.27	0.68
1:Q:500:ARG:N	2:R:619:LEU:CD1	2.55	0.68
1:A:44:VAL:HG22	2:B:629:LEU:HD23	0.83	0.68
1:A:73:ALA:O	2:B:571:TRP:CD2	2.47	0.68
1:A:494:LEU:CD2	2:B:643:TYR:OH	2.42	0.68
1:A:498:PRO:CG	2:B:622:ILE:HD11	2.20	0.68
2:D:661:LEU:CD1	1:E:504:ARG:NH2	2.55	0.68
3:M:222:ARG:HD2	3:Y:205:THR:OG1	1.94	0.68
1:O:43:PRO:O	2:P:629:LEU:HD11	1.92	0.68
1:Q:498:PRO:CG	2:R:622:ILE:HD11	2.20	0.68
1:A:503:ARG:HE	2:B:606:THR:CG2	2.06	0.67
1:A:499:THR:HA	2:B:619:LEU:HD22	1.76	0.67
1:O:43:PRO:CB	2:P:523:LEU:CD2	2.72	0.67
1:Q:494:LEU:CD2	2:R:643:TYR:OH	2.42	0.67
1:Q:503:ARG:HD2	2:R:607:ASN:H	1.58	0.67
1:A:503:ARG:HD2	2:B:607:ASN:H	1.58	0.67
1:A:498:PRO:O	2:B:622:ILE:HG21	1.94	0.67
1:C:499:THR:CG2	2:D:623:TRP:NE1	2.57	0.67
3:M:205:THR:OG1	3:Y:222:ARG:HD2	1.93	0.67
1:O:36:VAL:CG2	2:P:642:ILE:HD13	2.24	0.67
1:A:152:GLY:O	1:A:178:ARG:NH1	2.27	0.67
1:O:499:THR:CG2	2:P:623:TRP:NE1	2.57	0.67
1:Q:73:ALA:O	2:R:571:TRP:CD2	2.47	0.67

Continued on next page...

Continued from previous page...

Atom-1	Atom-2	Interatomic distance (Å)	Clash overlap (Å)
1:O:201:ILE:CD1	1:O:423:ILE:HG23	2.25	0.67
2:P:535:MET:CE	2:R:655:LYS:HZ2	2.07	0.67
1:A:201:ILE:CD1	1:A:423:ILE:HG23	2.25	0.67
1:E:221:ALA:HB3	2:F:582:ALA:HB2	1.77	0.67
1:A:36:VAL:HG11	2:B:642:ILE:CG2	2.08	0.67
1:S:201:ILE:CD1	1:S:423:ILE:HG23	2.25	0.66
1:E:499:THR:HA	2:F:619:LEU:CD2	2.25	0.66
1:C:43:PRO:CB	2:D:523:LEU:CD2	2.72	0.66
1:Q:503:ARG:NH2	2:R:606:THR:HB	1.97	0.66
1:S:499:THR:HA	2:T:619:LEU:CD2	2.25	0.66
1:A:36:VAL:HG23	2:B:614:TRP:CZ3	2.31	0.66
1:E:201:ILE:CD1	1:E:423:ILE:HG23	2.25	0.66
1:Q:499:THR:HA	2:R:619:LEU:HD22	1.76	0.66
1:C:499:THR:CA	2:D:623:TRP:HE1	2.08	0.66
1:E:496:VAL:CB	2:F:635:ILE:CD1	2.70	0.66
1:Q:35:TRP:HA	2:R:610:TRP:CA	2.21	0.66
1:S:36:VAL:HG21	2:T:614:TRP:CE3	2.28	0.66
1:S:44:VAL:HG22	2:T:629:LEU:HG	1.77	0.66
1:A:43:PRO:CG	2:B:526:ALA:HA	2.23	0.66
1:E:201:ILE:HG12	1:E:433:ALA:HB3	1.78	0.66
1:Q:201:ILE:HG12	1:Q:433:ALA:HB3	1.78	0.66
1:S:503:ARG:HG3	2:T:605:CYS:O	1.95	0.66
1:A:43:PRO:HG3	2:B:526:ALA:CA	2.25	0.66
1:A:201:ILE:HG12	1:A:433:ALA:HB3	1.78	0.66
1:A:201:ILE:CG2	1:A:435:TYR:N	2.60	0.66
1:C:36:VAL:CG2	2:D:642:ILE:HD13	2.25	0.66
1:C:201:ILE:CD1	1:C:423:ILE:HG23	2.25	0.66
1:E:44:VAL:HG22	2:F:629:LEU:HG	1.78	0.66
1:O:201:ILE:CG2	1:O:435:TYR:N	2.59	0.65
1:Q:36:VAL:HG23	2:R:614:TRP:CZ3	2.31	0.65
1:Q:73:ALA:O	2:R:571:TRP:CG	2.49	0.65
3:Y:39:GLN:HE22	4:Z:38:GLN:NE2	1.94	0.65
1:A:73:ALA:O	2:B:571:TRP:CG	2.49	0.65
1:C:201:ILE:CG2	1:C:435:TYR:N	2.59	0.65
1:E:503:ARG:HG3	2:F:605:CYS:O	1.95	0.65
1:Q:43:PRO:CG	2:R:526:ALA:HA	2.23	0.65
1:S:44:VAL:CA	2:T:629:LEU:HD21	2.14	0.65
1:S:221:ALA:HB3	2:T:582:ALA:HB2	1.77	0.65
3:M:39:GLN:HE22	4:N:38:GLN:NE2	1.94	0.65
1:Q:36:VAL:HA	2:R:610:TRP:CE3	1.96	0.65
1:Q:503:ARG:NE	2:R:606:THR:HG22	2.12	0.65

Continued on next page...

Continued from previous page...

Atom-1	Atom-2	Interatomic distance (Å)	Clash overlap (Å)
1:S:201:ILE:CG2	1:S:435:TYR:N	2.60	0.65
1:E:498:PRO:CG	2:F:622:ILE:CD1	2.50	0.65
1:O:201:ILE:HG12	1:O:433:ALA:HB3	1.78	0.65
1:Q:201:ILE:CG2	1:Q:435:TYR:N	2.60	0.65
1:C:43:PRO:HB3	2:D:523:LEU:HD23	1.78	0.65
1:Q:201:ILE:HD13	1:Q:423:ILE:HG23	1.79	0.65
1:Q:201:ILE:CD1	1:Q:423:ILE:HG23	2.25	0.65
1:S:201:ILE:HD13	1:S:423:ILE:HG23	1.79	0.65
1:A:499:THR:HG23	2:B:623:TRP:CE2	2.31	0.65
1:C:36:VAL:HG21	2:D:642:ILE:HD13	1.75	0.65
1:A:36:VAL:HG11	2:B:642:ILE:CD1	2.27	0.65
1:E:53:PHE:HA	2:F:571:TRP:CZ3	2.32	0.65
1:O:201:ILE:HG21	1:O:435:TYR:HB2	1.79	0.65
1:O:497:ALA:CB	2:P:631:TRP:CG	2.51	0.65
1:O:499:THR:CG2	2:P:623:TRP:CE2	2.78	0.65
1:E:503:ARG:NH2	2:F:606:THR:CB	2.50	0.65
1:S:53:PHE:HA	2:T:571:TRP:CZ3	2.32	0.65
1:A:43:PRO:HB3	2:B:523:LEU:CD2	2.27	0.64
1:C:201:ILE:HD13	1:C:423:ILE:HG23	1.79	0.64
1:S:494:LEU:HD21	2:T:643:TYR:OH	1.97	0.64
3:W:39:GLN:HE22	4:X:38:GLN:NE2	1.95	0.64
1:C:497:ALA:CB	2:D:631:TRP:CG	2.51	0.64
2:P:535:MET:HE2	2:R:655:LYS:NZ	2.12	0.64
1:A:503:ARG:O	2:B:607:ASN:OD1	2.14	0.64
2:B:655:LYS:NZ	2:D:535:MET:HE2	2.12	0.64
1:E:201:ILE:HD13	1:E:423:ILE:HG23	1.79	0.64
1:O:44:VAL:HG13	2:P:629:LEU:HD23	1.80	0.64
1:Q:499:THR:HG23	2:R:623:TRP:CE2	2.31	0.64
1:Q:503:ARG:O	2:R:607:ASN:OD1	2.14	0.64
1:A:201:ILE:HD13	1:A:423:ILE:HG23	1.79	0.64
1:E:201:ILE:CG2	1:E:435:TYR:N	2.60	0.64
1:A:503:ARG:NE	2:B:606:THR:HG22	2.12	0.64
1:A:503:ARG:HE	2:B:606:THR:CB	1.87	0.64
1:O:43:PRO:HB3	2:P:523:LEU:HD23	1.78	0.64
1:Q:43:PRO:HB3	2:R:523:LEU:CD2	2.27	0.64
1:E:201:ILE:HG21	1:E:435:TYR:HB2	1.80	0.64
1:S:201:ILE:HG12	1:S:433:ALA:HB3	1.78	0.64
3:H:39:GLN:HE22	4:L:38:GLN:NE2	1.95	0.64
1:S:54:CYS:N	2:T:571:TRP:CH2	2.66	0.64
1:S:503:ARG:NH2	2:T:606:THR:CB	2.50	0.64
4:X:155:GLN:HE21	4:X:158:ASN:HD21	1.45	0.64

Continued on next page...

Continued from previous page...

Atom-1	Atom-2	Interatomic distance (Å)	Clash overlap (Å)
1:C:44:VAL:HG13	2:D:629:LEU:HD23	1.80	0.64
1:C:201:ILE:HG21	1:C:435:TYR:HB2	1.79	0.64
1:Q:201:ILE:HG21	1:Q:435:TYR:HB2	1.79	0.64
1:Q:503:ARG:HE	2:R:606:THR:HG22	1.63	0.64
1:E:494:LEU:HD21	2:F:643:TYR:OH	1.98	0.64
1:O:36:VAL:CG1	2:P:642:ILE:HG21	2.26	0.63
1:O:201:ILE:HD13	1:O:423:ILE:HG23	1.79	0.63
1:O:494:LEU:CD2	2:P:643:TYR:OH	2.46	0.63
1:O:499:THR:CA	2:P:623:TRP:HE1	2.08	0.63
3:U:39:GLN:HE22	4:V:38:GLN:NE2	1.96	0.63
1:C:201:ILE:HG12	1:C:433:ALA:HB3	1.78	0.63
1:Q:36:VAL:CA	2:R:610:TRP:HE3	1.77	0.63
3:J:39:GLN:HE22	4:K:38:GLN:NE2	1.97	0.63
4:N:155:GLN:HE21	4:N:158:ASN:HD21	1.45	0.63
1:A:503:ARG:HE	2:B:606:THR:HG22	1.63	0.63
1:C:493:PRO:CD	2:D:585:ARG:NH2	2.57	0.63
4:K:155:GLN:HE21	4:K:158:ASN:HD21	1.45	0.63
1:O:43:PRO:CB	2:P:526:ALA:HB2	2.29	0.63
1:S:44:VAL:CG2	2:T:629:LEU:HD23	2.27	0.63
1:O:44:VAL:CG2	2:P:629:LEU:CD2	2.68	0.63
1:Q:43:PRO:HG3	2:R:526:ALA:CA	2.25	0.63
1:Q:497:ALA:CB	2:R:631:TRP:CG	2.63	0.63
1:O:36:VAL:HG23	2:P:614:TRP:HE3	1.62	0.63
1:C:499:THR:HG23	2:D:623:TRP:HE1	1.63	0.62
1:E:54:CYS:N	2:F:571:TRP:CH2	2.66	0.62
1:C:494:LEU:CD2	2:D:643:TYR:OH	2.46	0.62
1:C:499:THR:CG2	2:D:623:TRP:CE2	2.78	0.62
4:K:61:ARG:NH2	4:K:81:GLU:OE2	2.32	0.62
1:Q:498:PRO:HG3	2:R:622:ILE:HD11	1.81	0.62
4:L:155:GLN:HE21	4:L:158:ASN:HD21	1.45	0.62
1:O:43:PRO:HB2	2:P:526:ALA:CB	2.29	0.62
4:V:155:GLN:HE21	4:V:158:ASN:HD21	1.45	0.62
4:Z:155:GLN:HE21	4:Z:158:ASN:HD21	1.45	0.62
1:E:36:VAL:CG1	2:F:642:ILE:HG21	2.20	0.62
1:Q:503:ARG:CD	2:R:606:THR:CA	2.48	0.62
1:S:201:ILE:HG21	1:S:435:TYR:HB2	1.80	0.62
4:Z:61:ARG:NH2	4:Z:81:GLU:OE2	2.32	0.62
1:A:201:ILE:HG21	1:A:435:TYR:HB2	1.79	0.62
1:C:43:PRO:CB	2:D:526:ALA:HB2	2.29	0.62
2:P:617:ARG:NH1	2:P:626:MET:SD	2.73	0.62
1:C:35:TRP:CD2	2:D:610:TRP:N	2.42	0.62

Continued on next page...

Continued from previous page...

Atom-1	Atom-2	Interatomic distance (Å)	Clash overlap (Å)
2:P:538:THR:HG22	2:R:651:ASN:ND2	1.95	0.62
1:E:36:VAL:HG11	2:F:642:ILE:CG2	2.23	0.62
1:Q:220:PRO:CB	2:R:578:ALA:HB1	2.30	0.61
1:A:498:PRO:HG3	2:B:622:ILE:HD11	1.81	0.61
1:C:43:PRO:HB2	2:D:526:ALA:CB	2.29	0.61
1:C:44:VAL:CG2	2:D:629:LEU:CD2	2.68	0.61
2:D:617:ARG:NH1	2:D:626:MET:SD	2.73	0.61
1:E:43:PRO:CB	2:F:526:ALA:HB2	2.31	0.61
1:C:43:PRO:HB3	2:D:523:LEU:HD22	1.82	0.61
1:C:503:ARG:NE	2:D:606:THR:HB	2.00	0.61
1:C:504:ARG:O	2:D:607:ASN:ND2	2.32	0.61
1:E:43:PRO:HB3	2:F:523:LEU:CD2	2.31	0.61
1:O:36:VAL:CG2	2:P:642:ILE:HD11	2.31	0.61
1:S:43:PRO:HB3	2:T:523:LEU:CD2	2.31	0.61
1:E:44:VAL:CG2	2:F:629:LEU:HD23	2.27	0.61
1:Q:36:VAL:HG22	2:R:610:TRP:CE3	1.93	0.61
2:B:591:GLN:CD	2:D:545:LEU:HD23	2.25	0.61
1:C:36:VAL:CG2	2:D:614:TRP:HE3	2.11	0.61
1:A:43:PRO:O	2:B:629:LEU:CD2	2.47	0.61
1:A:234:ASN:OD1	1:A:235:GLY:N	2.34	0.61
1:C:36:VAL:CG1	2:D:642:ILE:HG21	2.26	0.61
1:O:504:ARG:O	2:P:607:ASN:ND2	2.32	0.61
1:O:73:ALA:HB1	2:P:571:TRP:CD1	2.36	0.61
1:Q:43:PRO:O	2:R:629:LEU:CD2	2.47	0.61
1:A:220:PRO:CB	2:B:578:ALA:HB1	2.30	0.60
1:E:43:PRO:CG	2:F:526:ALA:CA	2.75	0.60
1:S:498:PRO:CG	2:T:622:ILE:CD1	2.50	0.60
1:C:73:ALA:HB1	2:D:571:TRP:CD1	2.36	0.60
1:C:234:ASN:OD1	1:C:235:GLY:N	2.34	0.60
1:C:43:PRO:CA	2:D:523:LEU:CD2	2.79	0.60
1:C:496:VAL:C	2:D:635:ILE:HD13	2.26	0.60
1:O:493:PRO:CD	2:P:585:ARG:NH2	2.57	0.60
1:O:503:ARG:HD2	2:P:607:ASN:H	1.66	0.60
1:Q:497:ALA:CB	2:R:530:MET:HE3	2.31	0.60
1:S:43:PRO:CB	2:T:526:ALA:HB2	2.31	0.60
1:C:429:ARG:HD2	1:C:432:GLN:HB2	1.83	0.60
1:O:498:PRO:CB	2:P:622:ILE:CD1	2.78	0.60
1:S:43:PRO:CA	2:T:523:LEU:HD22	2.32	0.60
4:N:61:ARG:NH2	4:N:81:GLU:OE2	2.32	0.60
1:Q:44:VAL:CA	2:R:629:LEU:CD2	2.78	0.60
1:Q:429:ARG:HD2	1:Q:432:GLN:HB2	1.83	0.60

Continued on next page...

Continued from previous page...

Atom-1	Atom-2	Interatomic distance (Å)	Clash overlap (Å)
4:V:61:ARG:NH2	4:V:81:GLU:OE2	2.32	0.60
1:A:36:VAL:HG23	2:B:614:TRP:CE3	2.36	0.60
3:J:76:ASN:ND2	5:e:6:GAL:H61	2.17	0.60
1:O:499:THR:HG23	2:P:623:TRP:HE1	1.62	0.60
1:E:36:VAL:HG21	2:F:614:TRP:CZ3	2.37	0.60
2:P:545:LEU:HD23	2:R:591:GLN:CD	2.25	0.60
1:Q:234:ASN:OD1	1:Q:235:GLY:N	2.34	0.60
1:S:498:PRO:HG2	2:T:622:ILE:HD13	0.78	0.60
3:U:76:ASN:ND2	5:q:6:GAL:H61	2.17	0.60
3:H:222:ARG:HD2	3:U:205:THR:OG1	2.01	0.60
1:E:40:TYR:CE1	2:F:589:ASP:OD2	2.55	0.59
1:E:496:VAL:HG22	2:F:635:ILE:HD12	1.57	0.59
1:Q:36:VAL:HG23	2:R:614:TRP:CE3	2.36	0.59
1:E:43:PRO:CA	2:F:523:LEU:HD22	2.32	0.59
1:O:43:PRO:CA	2:P:523:LEU:CD2	2.79	0.59
1:Q:36:VAL:HG11	2:R:642:ILE:CD1	2.27	0.59
1:Q:500:ARG:N	2:R:619:LEU:CD2	2.65	0.59
1:Q:503:ARG:HD2	2:R:607:ASN:N	2.17	0.59
1:A:503:ARG:HD2	2:B:607:ASN:N	2.17	0.59
3:J:205:THR:OG1	3:W:222:ARG:HD2	2.02	0.59
1:O:234:ASN:OD1	1:O:235:GLY:N	2.34	0.59
1:A:429:ARG:HD2	1:A:432:GLN:HB2	1.84	0.59
1:A:497:ALA:CB	2:B:530:MET:HE3	2.31	0.59
1:C:503:ARG:HD2	2:D:607:ASN:H	1.66	0.59
4:L:61:ARG:NH2	4:L:81:GLU:OE2	2.32	0.59
1:O:429:ARG:HD2	1:O:432:GLN:HB2	1.83	0.59
1:S:40:TYR:CE1	2:T:589:ASP:OD2	2.55	0.59
1:C:36:VAL:CG2	2:D:642:ILE:HD11	2.30	0.59
1:O:499:THR:CB	2:P:623:TRP:HE1	2.16	0.59
1:A:52:LEU:HD11	1:A:488:VAL:HG21	1.85	0.59
1:C:35:TRP:N	2:D:610:TRP:CG	2.59	0.59
1:C:98:ASN:HD21	1:C:100:MET:HE3	1.68	0.59
1:C:499:THR:CB	2:D:623:TRP:HE1	2.16	0.59
1:E:52:LEU:HD11	1:E:488:VAL:HG21	1.85	0.59
1:O:52:LEU:HD11	1:O:488:VAL:HG21	1.85	0.59
1:A:98:ASN:HD21	1:A:100:MET:HE3	1.68	0.59
3:H:76:ASN:ND2	5:G:6:GAL:H61	2.18	0.59
1:Q:98:ASN:HD21	1:Q:100:MET:HE3	1.68	0.59
1:S:98:ASN:HD21	1:S:100:MET:HE3	1.68	0.59
1:A:500:ARG:N	2:B:619:LEU:CD2	2.65	0.59
1:E:98:ASN:HD21	1:E:100:MET:HE3	1.68	0.59

Continued on next page...

Continued from previous page...

Atom-1	Atom-2	Interatomic distance (Å)	Clash overlap (Å)
1:O:43:PRO:CA	2:P:523:LEU:HD22	2.33	0.59
1:S:36:VAL:HG11	2:T:642:ILE:CG2	2.23	0.59
1:C:499:THR:HA	2:D:619:LEU:CD1	2.33	0.58
1:O:98:ASN:HD21	1:O:100:MET:HE3	1.68	0.58
1:S:52:LEU:HD11	1:S:488:VAL:HG21	1.85	0.58
1:C:52:LEU:HD11	1:C:488:VAL:HG21	1.85	0.58
1:O:494:LEU:HD21	2:P:643:TYR:OH	2.03	0.58
2:B:658:GLN:HG3	2:D:603:ILE:HG21	1.85	0.58
3:H:205:THR:OG1	3:U:222:ARG:HD2	2.03	0.58
1:Q:494:LEU:HD21	2:R:643:TYR:CE2	2.39	0.58
1:S:234:ASN:OD1	1:S:235:GLY:N	2.34	0.58
3:W:76:ASN:ND2	5:w:6:GAL:H61	2.18	0.58
1:A:218:CYS:HA	1:A:247:CYS:HB3	1.86	0.58
1:C:494:LEU:HD21	2:D:643:TYR:OH	2.03	0.58
1:E:498:PRO:HG2	2:F:622:ILE:HD13	0.78	0.58
1:Q:52:LEU:HD11	1:Q:488:VAL:HG21	1.85	0.58
1:S:218:CYS:HA	1:S:247:CYS:HB3	1.86	0.58
3:W:45:LEU:HD21	4:X:44:PRO:HG2	1.85	0.58
1:C:218:CYS:HA	1:C:247:CYS:HB3	1.86	0.58
3:M:222:ARG:NH1	3:Y:222:ARG:HH22	1.54	0.58
2:P:603:ILE:HG21	2:R:658:GLN:HG3	1.85	0.58
1:Q:499:THR:CG2	2:R:623:TRP:CE2	2.82	0.58
3:M:76:ASN:ND2	5:k:6:GAL:H61	2.19	0.58
1:S:429:ARG:HD2	1:S:432:GLN:HB2	1.84	0.58
1:A:503:ARG:CD	2:B:606:THR:CA	2.48	0.58
1:E:36:VAL:CB	2:F:642:ILE:HD13	2.34	0.58
1:O:218:CYS:HA	1:O:247:CYS:HB3	1.86	0.58
1:C:43:PRO:CA	2:D:523:LEU:HD22	2.33	0.58
1:E:43:PRO:CB	2:F:523:LEU:CD2	2.82	0.58
1:O:496:VAL:C	2:P:635:ILE:HD13	2.26	0.58
1:A:494:LEU:HD21	2:B:643:TYR:CE2	2.39	0.58
1:A:499:THR:CG2	2:B:623:TRP:CE2	2.82	0.58
1:C:498:PRO:CB	2:D:622:ILE:CD1	2.78	0.58
1:E:429:ARG:HD2	1:E:432:GLN:HB2	1.84	0.58
1:O:499:THR:HA	2:P:619:LEU:CD1	2.33	0.58
1:E:44:VAL:CA	2:F:629:LEU:HD21	2.14	0.57
3:J:222:ARG:HD2	3:W:205:THR:OG1	2.04	0.57
1:S:54:CYS:N	2:T:571:TRP:CE3	2.58	0.57
4:X:61:ARG:NH2	4:X:81:GLU:OE2	2.32	0.57
1:A:499:THR:HA	2:B:619:LEU:CD2	2.34	0.57
1:C:499:THR:C	2:D:619:LEU:CD1	2.77	0.57

Continued on next page...

Continued from previous page...

Atom-1	Atom-2	Interatomic distance (Å)	Clash overlap (Å)
1:E:43:PRO:HA	2:F:523:LEU:HD22	1.86	0.57
1:E:218:CYS:HA	1:E:247:CYS:HB3	1.86	0.57
2:P:535:MET:HE2	2:R:655:LYS:HZ1	1.67	0.57
1:Q:218:CYS:HA	1:Q:247:CYS:HB3	1.86	0.57
4:Z:59:PRO:HB2	4:Z:61:ARG:HG2	1.87	0.57
2:R:545:LEU:HD23	2:T:591:GLN:OE1	2.05	0.57
1:S:36:VAL:HG21	2:T:614:TRP:CZ3	2.37	0.57
1:S:36:VAL:CB	2:T:642:ILE:HD13	2.34	0.57
1:A:35:TRP:CA	2:B:610:TRP:CG	2.86	0.57
3:H:45:LEU:HD21	4:L:44:PRO:HG2	1.85	0.57
4:L:59:PRO:HB2	4:L:61:ARG:HG2	1.87	0.57
1:O:497:ALA:HB3	2:P:530:MET:HE1	1.85	0.57
3:J:39:GLN:HE22	4:K:38:GLN:HE22	1.52	0.57
1:S:43:PRO:CB	2:T:523:LEU:CD2	2.82	0.57
3:U:39:GLN:HE22	4:V:38:GLN:HE22	1.51	0.57
4:V:59:PRO:HB2	4:V:61:ARG:HG2	1.87	0.57
3:Y:76:ASN:ND2	5:7:6:GAL:H61	2.19	0.57
2:B:545:LEU:HD23	2:F:591:GLN:OE1	2.05	0.57
1:E:44:VAL:HG13	2:F:629:LEU:CD2	2.34	0.57
3:M:39:GLN:HE22	4:N:38:GLN:HE22	1.52	0.57
4:N:59:PRO:HB2	4:N:61:ARG:HG2	1.87	0.57
1:A:220:PRO:HB2	2:B:578:ALA:HB1	1.87	0.56
1:A:429:ARG:NH1	1:A:432:GLN:OE1	2.38	0.56
1:O:499:THR:C	2:P:619:LEU:CD1	2.77	0.56
1:S:429:ARG:NH1	1:S:432:GLN:OE1	2.38	0.56
1:C:36:VAL:HG23	2:D:614:TRP:HE3	1.62	0.56
3:J:222:ARG:NH2	3:W:222:ARG:NH2	2.01	0.56
1:Q:500:ARG:H	2:R:619:LEU:CD1	2.18	0.56
1:C:497:ALA:HB3	2:D:530:MET:HE1	1.85	0.56
1:E:54:CYS:N	2:F:571:TRP:CE3	2.58	0.56
4:K:59:PRO:HB2	4:K:61:ARG:HG2	1.87	0.56
1:Q:220:PRO:HB2	2:R:578:ALA:HB1	1.87	0.56
1:S:44:VAL:HG13	2:T:629:LEU:CD2	2.34	0.56
3:Y:39:GLN:HE22	4:Z:38:GLN:HE22	1.52	0.56
1:C:503:ARG:HD2	2:D:607:ASN:N	2.21	0.56
1:O:429:ARG:NH1	1:O:432:GLN:OE1	2.38	0.56
1:Q:429:ARG:NH1	1:Q:432:GLN:OE1	2.38	0.56
3:H:39:GLN:HE22	4:L:38:GLN:HE22	1.53	0.56
3:M:45:LEU:HD21	4:N:44:PRO:HG2	1.87	0.56
1:O:35:TRP:C	2:P:610:TRP:CG	2.81	0.56
1:S:35:TRP:N	2:T:610:TRP:CG	2.61	0.56

Continued on next page...

Continued from previous page...

Atom-1	Atom-2	Interatomic distance (Å)	Clash overlap (Å)
1:A:222:GLY:HA3	2:B:585:ARG:NH1	2.21	0.56
1:E:234:ASN:OD1	1:E:235:GLY:N	2.34	0.56
1:E:503:ARG:HD2	2:F:607:ASN:H	1.71	0.56
1:E:39:TYR:HE2	2:F:534:SER:HG	1.54	0.56
4:L:17:ASP:HB2	4:L:78:LEU:HD12	1.88	0.56
1:Q:499:THR:HA	2:R:619:LEU:CD2	2.34	0.56
4:X:59:PRO:HB2	4:X:61:ARG:HG2	1.87	0.56
3:Y:45:LEU:HD21	4:Z:44:PRO:HG2	1.87	0.56
1:Q:35:TRP:CA	2:R:610:TRP:CG	2.86	0.56
3:W:39:GLN:HE22	4:X:38:GLN:HE22	1.53	0.56
1:A:51:THR:CG2	2:B:574:LYS:HE3	2.36	0.56
4:Z:17:ASP:HB2	4:Z:78:LEU:HD12	1.88	0.56
1:A:36:VAL:HG21	2:B:642:ILE:CD1	2.36	0.56
1:O:36:VAL:CG2	2:P:614:TRP:HE3	2.11	0.56
1:Q:36:VAL:HG13	2:R:610:TRP:HZ3	1.70	0.56
1:Q:222:GLY:HA3	2:R:585:ARG:NH1	2.21	0.56
1:Q:260:LEU:HD12	1:Q:451:GLY:HA3	1.88	0.56
4:V:17:ASP:HB2	4:V:78:LEU:HD12	1.88	0.56
2:B:655:LYS:HZ1	2:D:535:MET:HE2	1.71	0.55
1:E:429:ARG:NH1	1:E:432:GLN:OE1	2.38	0.55
1:E:494:LEU:HG	2:F:643:TYR:OH	2.06	0.55
1:O:43:PRO:CG	2:P:526:ALA:CA	2.77	0.55
1:O:503:ARG:HD2	2:P:607:ASN:N	2.21	0.55
1:Q:499:THR:CG2	2:R:623:TRP:NE1	2.68	0.55
1:Q:499:THR:CB	2:R:623:TRP:HE1	2.19	0.55
1:S:36:VAL:CG2	2:T:642:ILE:HD11	2.34	0.55
1:A:499:THR:CG2	2:B:623:TRP:NE1	2.68	0.55
1:E:260:LEU:HD12	1:E:451:GLY:HA3	1.88	0.55
4:N:17:ASP:HB2	4:N:78:LEU:HD12	1.88	0.55
1:S:43:PRO:CA	2:T:523:LEU:CD2	2.85	0.55
1:A:44:VAL:CA	2:B:629:LEU:CD2	2.78	0.55
1:E:36:VAL:CG2	2:F:642:ILE:HD11	2.34	0.55
1:Q:166:ARG:NH2	1:S:127:VAL:CG1	2.70	0.55
1:A:34:LEU:HD22	2:B:619:LEU:HD21	1.87	0.55
1:A:166:ARG:NH2	1:E:127:VAL:CG1	2.70	0.55
1:A:500:ARG:H	2:B:619:LEU:CD1	2.18	0.55
1:E:43:PRO:CA	2:F:523:LEU:CD2	2.85	0.55
2:B:591:GLN:CD	2:D:545:LEU:CD2	2.80	0.55
4:K:17:ASP:HB2	4:K:78:LEU:HD12	1.88	0.55
1:S:43:PRO:HA	2:T:523:LEU:HD22	1.86	0.55
1:S:155:LYS:HG2	1:S:178:ARG:HG2	1.89	0.55

Continued on next page...

Continued from previous page...

Atom-1	Atom-2	Interatomic distance (Å)	Clash overlap (Å)
1:S:503:ARG:NH2	2:T:646:LEU:HD22	2.22	0.55
4:Z:37:ARG:NH2	4:Z:45:GLU:OE2	2.36	0.55
1:A:155:LYS:HG2	1:A:178:ARG:HG2	1.89	0.55
1:A:499:THR:CB	2:B:623:TRP:HE1	2.19	0.55
3:W:40:PRO:HG2	3:W:43:GLN:HB2	1.89	0.55
1:C:260:LEU:HD12	1:C:451:GLY:HA3	1.89	0.55
1:O:155:LYS:HG2	1:O:178:ARG:HG2	1.89	0.55
1:O:201:ILE:CD1	1:O:423:ILE:CG2	2.85	0.55
1:Q:155:LYS:HG2	1:Q:178:ARG:HG2	1.89	0.55
1:S:35:TRP:CD2	2:T:610:TRP:N	2.51	0.55
1:S:494:LEU:HG	2:T:643:TYR:OH	2.06	0.55
1:E:43:PRO:HB3	2:F:523:LEU:HD22	1.89	0.55
1:E:155:LYS:HG2	1:E:178:ARG:HG2	1.89	0.55
1:Q:51:THR:CG2	2:R:574:LYS:HE3	2.36	0.55
3:W:100:PHE:HZ	4:X:49:TYR:CE2	2.25	0.55
4:X:17:ASP:HB2	4:X:78:LEU:HD12	1.88	0.55
3:Y:40:PRO:HG2	3:Y:43:GLN:HB2	1.89	0.55
1:A:201:ILE:HD11	1:A:423:ILE:CG2	2.38	0.54
1:C:201:ILE:CD1	1:C:423:ILE:CG2	2.85	0.54
1:C:429:ARG:NH1	1:C:432:GLN:OE1	2.38	0.54
1:C:35:TRP:CG	2:D:610:TRP:H	2.23	0.54
2:D:655:LYS:HE3	2:F:535:MET:CG	2.20	0.54
3:M:40:PRO:HG2	3:M:43:GLN:HB2	1.89	0.54
2:P:545:LEU:CD2	2:R:591:GLN:CD	2.79	0.54
1:Q:40:TYR:CE1	2:R:589:ASP:OD2	2.61	0.54
1:S:260:LEU:HD12	1:S:451:GLY:HA3	1.89	0.54
1:S:296:CYS:H	1:S:445:CYS:HB3	1.73	0.54
1:S:503:ARG:HD2	2:T:607:ASN:H	1.71	0.54
1:A:201:ILE:CD1	1:A:423:ILE:CG2	2.85	0.54
1:E:296:CYS:H	1:E:445:CYS:HB3	1.73	0.54
1:E:499:THR:HG23	2:F:623:TRP:CE2	2.42	0.54
3:H:100:PHE:HZ	4:L:49:TYR:CE2	2.25	0.54
1:O:35:TRP:N	2:P:610:TRP:CG	2.59	0.54
1:Q:201:ILE:CD1	1:Q:423:ILE:CG2	2.85	0.54
1:A:36:VAL:HG13	2:B:610:TRP:HZ3	1.70	0.54
1:A:296:CYS:H	1:A:445:CYS:HB3	1.73	0.54
1:C:155:LYS:HG2	1:C:178:ARG:HG2	1.89	0.54
2:F:539:VAL:O	2:F:543:ASN:ND2	2.40	0.54
1:E:201:ILE:CD1	1:E:423:ILE:CG2	2.85	0.54
1:O:155:LYS:HD3	1:O:178:ARG:HE	1.72	0.54
1:O:201:ILE:HD11	1:O:423:ILE:CG2	2.37	0.54

Continued on next page...

Continued from previous page...

Atom-1	Atom-2	Interatomic distance (Å)	Clash overlap (Å)
1:S:201:ILE:CD1	1:S:423:ILE:CG2	2.85	0.54
1:A:44:VAL:CG2	2:B:629:LEU:CD2	2.61	0.54
1:A:260:LEU:HD12	1:A:451:GLY:HA3	1.88	0.54
1:Q:36:VAL:HG21	2:R:642:ILE:CD1	2.36	0.54
1:Q:201:ILE:HD11	1:Q:423:ILE:CG2	2.38	0.54
1:Q:498:PRO:CB	2:R:622:ILE:HD13	2.28	0.54
1:A:36:VAL:CG2	2:B:614:TRP:HE3	2.20	0.54
1:A:496:VAL:C	2:B:635:ILE:HD13	2.31	0.54
1:C:201:ILE:HD11	1:C:423:ILE:CG2	2.37	0.54
1:O:221:ALA:HB3	2:P:582:ALA:HB2	1.90	0.54
1:O:260:LEU:HD12	1:O:451:GLY:HA3	1.89	0.54
1:Q:34:LEU:HD22	2:R:619:LEU:HD21	1.87	0.54
1:S:40:TYR:HE1	2:T:589:ASP:OD2	1.90	0.54
1:C:497:ALA:CB	2:D:530:MET:CE	2.84	0.54
3:H:40:PRO:HG2	3:H:43:GLN:HB2	1.89	0.54
3:U:40:PRO:HG2	3:U:43:GLN:HB2	1.89	0.54
1:A:40:TYR:CE1	2:B:589:ASP:OD2	2.61	0.54
1:A:166:ARG:NH2	1:E:127:VAL:HG12	2.23	0.54
1:C:296:CYS:H	1:C:445:CYS:HB3	1.73	0.54
1:E:93:PHE:HB2	1:E:233:PHE:CZ	2.43	0.54
1:E:503:ARG:NH2	2:F:646:LEU:HD22	2.22	0.54
1:O:296:CYS:H	1:O:445:CYS:HB3	1.73	0.54
1:A:93:PHE:HB2	1:A:233:PHE:CZ	2.43	0.54
3:J:40:PRO:HG2	3:J:43:GLN:HB2	1.89	0.54
1:Q:296:CYS:H	1:Q:445:CYS:HB3	1.73	0.54
1:A:499:THR:CB	2:B:623:TRP:NE1	2.71	0.53
1:S:43:PRO:O	2:T:629:LEU:CD1	2.56	0.53
1:S:500:ARG:H	2:T:619:LEU:CD2	2.19	0.53
1:C:221:ALA:HB3	2:D:582:ALA:HB2	1.90	0.53
1:E:40:TYR:HE1	2:F:589:ASP:OD2	1.90	0.53
3:J:45:LEU:HD21	4:K:44:PRO:HG2	1.90	0.53
1:S:93:PHE:HB2	1:S:233:PHE:CZ	2.43	0.53
1:S:499:THR:HG23	2:T:623:TRP:CE2	2.42	0.53
2:T:539:VAL:O	2:T:543:ASN:ND2	2.40	0.53
1:A:155:LYS:HD3	1:A:178:ARG:HE	1.72	0.53
3:U:45:LEU:HD21	4:V:44:PRO:HG2	1.90	0.53
4:K:37:ARG:NH2	4:K:45:GLU:OE2	2.36	0.53
1:O:44:VAL:CB	2:P:629:LEU:HD23	2.38	0.53
1:C:44:VAL:CB	2:D:629:LEU:HD23	2.38	0.53
1:E:201:ILE:HD11	1:E:423:ILE:CG2	2.38	0.53
1:O:93:PHE:HB2	1:O:233:PHE:CZ	2.43	0.53

Continued on next page...

Continued from previous page...

Atom-1	Atom-2	Interatomic distance (Å)	Clash overlap (Å)
1:S:155:LYS:HD3	1:S:178:ARG:HE	1.73	0.53
1:C:43:PRO:CG	2:D:526:ALA:CA	2.76	0.53
1:E:43:PRO:O	2:F:629:LEU:CD1	2.56	0.53
1:Q:35:TRP:C	2:R:610:TRP:CD2	2.85	0.53
1:Q:166:ARG:NH2	1:S:127:VAL:HG12	2.23	0.53
1:C:155:LYS:HD3	1:C:178:ARG:HE	1.72	0.53
1:Q:496:VAL:C	2:R:635:ILE:HD13	2.31	0.53
1:C:93:PHE:HB2	1:C:233:PHE:CZ	2.43	0.53
4:L:37:ARG:NH2	4:L:45:GLU:OE2	2.36	0.53
1:O:497:ALA:CB	2:P:530:MET:CE	2.84	0.53
1:Q:155:LYS:HD3	1:Q:178:ARG:HE	1.72	0.53
1:E:35:TRP:CD2	2:F:610:TRP:N	2.51	0.53
1:E:155:LYS:HD3	1:E:178:ARG:HE	1.73	0.53
1:O:503:ARG:HE	2:P:606:THR:CB	1.97	0.53
1:S:201:ILE:HD11	1:S:423:ILE:CG2	2.38	0.52
4:V:37:ARG:NH2	4:V:45:GLU:OE2	2.36	0.52
1:A:35:TRP:C	2:B:610:TRP:CD2	2.85	0.52
1:A:127:VAL:CG1	1:C:166:ARG:NH2	2.72	0.52
1:E:500:ARG:H	2:F:619:LEU:CD2	2.19	0.52
1:Q:93:PHE:HB2	1:Q:233:PHE:CZ	2.43	0.52
1:O:40:TYR:CE1	2:P:589:ASP:CG	2.82	0.52
1:O:44:VAL:HG22	2:P:629:LEU:HG	1.90	0.52
1:Q:40:TYR:OH	2:R:589:ASP:OD2	2.20	0.52
3:W:100:PHE:HZ	4:X:49:TYR:HE2	1.58	0.52
4:X:37:ARG:NH2	4:X:45:GLU:OE2	2.36	0.52
3:J:100:PHE:HZ	4:K:49:TYR:CE2	2.28	0.52
1:Q:218:CYS:HA	1:Q:247:CYS:CB	2.40	0.52
1:C:44:VAL:CG1	2:D:629:LEU:HD23	2.39	0.52
1:O:35:TRP:CG	2:P:610:TRP:H	2.23	0.52
1:O:127:VAL:CG1	1:S:166:ARG:NH2	2.73	0.52
1:O:166:ARG:NH2	1:Q:127:VAL:CG1	2.72	0.52
1:Q:494:LEU:HD21	2:R:643:TYR:CZ	2.45	0.52
1:A:55:ALA:HB1	1:A:77:THR:HG22	1.92	0.52
1:A:154:LEU:HD11	1:A:323:ILE:HD12	1.92	0.52
1:C:40:TYR:CE1	2:D:589:ASP:CG	2.82	0.52
1:C:44:VAL:HG22	2:D:629:LEU:HG	1.90	0.52
1:E:35:TRP:C	2:F:610:TRP:CG	2.86	0.52
1:E:218:CYS:HA	1:E:247:CYS:CB	2.40	0.52
4:N:37:ARG:NH2	4:N:45:GLU:OE2	2.36	0.52
1:C:499:THR:CG2	2:D:623:TRP:HE1	2.21	0.52
1:E:109:ILE:HG23	1:E:429:ARG:NH2	2.24	0.52

Continued on next page...

Continued from previous page...

Atom-1	Atom-2	Interatomic distance (Å)	Clash overlap (Å)
4:L:7:ALA:O	4:L:22:THR:OG1	2.25	0.52
1:Q:154:LEU:HD11	1:Q:323:ILE:HD12	1.92	0.52
1:S:55:ALA:HB1	1:S:77:THR:HG22	1.92	0.52
1:O:40:TYR:OH	2:P:589:ASP:OD2	2.27	0.52
1:S:44:VAL:CG1	2:T:629:LEU:HD23	2.40	0.52
1:A:494:LEU:HD21	2:B:643:TYR:CZ	2.45	0.52
1:C:127:VAL:CG1	1:E:166:ARG:NH2	2.73	0.52
1:O:166:ARG:NH2	1:Q:127:VAL:HG12	2.25	0.52
3:U:100:PHE:HZ	4:V:49:TYR:CE2	2.28	0.52
1:C:55:ALA:HB1	1:C:77:THR:HG22	1.92	0.51
1:S:43:PRO:CG	2:T:526:ALA:CA	2.75	0.51
2:B:579:ARG:NH2	2:F:584:GLU:OE1	2.44	0.51
1:E:53:PHE:HA	2:F:571:TRP:HZ3	1.75	0.51
1:O:500:ARG:HD3	2:P:619:LEU:HB2	1.93	0.51
1:C:40:TYR:OH	2:D:589:ASP:OD2	2.27	0.51
1:O:55:ALA:HB1	1:O:77:THR:HG22	1.92	0.51
1:O:154:LEU:HD11	1:O:323:ILE:HD12	1.92	0.51
4:K:61:ARG:NH1	4:K:82:ASP:OD2	2.44	0.51
1:O:127:VAL:HG12	1:S:166:ARG:NH2	2.26	0.51
1:O:218:CYS:HA	1:O:247:CYS:CB	2.40	0.51
1:S:201:ILE:CG2	1:S:435:TYR:HB2	2.41	0.51
1:A:201:ILE:CG2	1:A:435:TYR:HB2	2.41	0.51
1:A:218:CYS:HA	1:A:247:CYS:CB	2.40	0.51
1:S:53:PHE:HA	2:T:571:TRP:HZ3	1.75	0.51
4:X:61:ARG:NH1	4:X:82:ASP:OD2	2.44	0.51
1:A:127:VAL:HG12	1:C:166:ARG:NH2	2.25	0.51
1:C:154:LEU:HD11	1:C:323:ILE:HD12	1.92	0.51
1:C:218:CYS:HA	1:C:247:CYS:CB	2.40	0.51
1:C:500:ARG:HD3	2:D:619:LEU:HB2	1.93	0.51
3:H:100:PHE:HZ	4:L:49:TYR:HE2	1.58	0.51
4:L:61:ARG:NH1	4:L:82:ASP:OD2	2.44	0.51
1:E:36:VAL:HG23	2:F:614:TRP:HE3	1.68	0.51
1:E:44:VAL:CG1	2:F:629:LEU:HD23	2.40	0.51
2:B:612:SER:O	2:B:616:ASN:ND2	2.44	0.51
1:C:201:ILE:CG2	1:C:435:TYR:HB2	2.41	0.51
4:V:61:ARG:NH1	4:V:82:ASP:OD2	2.44	0.51
3:Y:100:PHE:HZ	4:Z:49:TYR:CE2	2.29	0.51
1:E:262:ASN:N	1:E:448:ASN:O	2.42	0.51
1:O:201:ILE:CG2	1:O:435:TYR:HB2	2.41	0.51
1:S:154:LEU:HD11	1:S:323:ILE:HD12	1.92	0.51
1:E:154:LEU:HD11	1:E:323:ILE:HD12	1.92	0.50

Continued on next page...

Continued from previous page...

Atom-1	Atom-2	Interatomic distance (Å)	Clash overlap (Å)
1:E:503:ARG:HH22	2:F:646:LEU:HD22	1.76	0.50
1:O:109:ILE:HG23	1:O:429:ARG:NH2	2.24	0.50
2:R:611:ASN:OD1	8:R:701:NAG:N2	2.44	0.50
1:S:218:CYS:HA	1:S:247:CYS:CB	2.40	0.50
1:C:36:VAL:HG11	2:D:642:ILE:CG2	2.32	0.50
1:C:127:VAL:HG12	1:E:166:ARG:NH2	2.26	0.50
1:O:43:PRO:CB	2:P:526:ALA:CB	2.89	0.50
1:Q:55:ALA:HB1	1:Q:77:THR:HG22	1.92	0.50
2:R:612:SER:O	2:R:616:ASN:ND2	2.44	0.50
4:Z:61:ARG:NH1	4:Z:82:ASP:OD2	2.44	0.50
3:J:100:PHE:HZ	4:K:49:TYR:HE2	1.60	0.50
2:R:579:ARG:NH2	2:T:584:GLU:OE1	2.44	0.50
1:O:44:VAL:CG1	2:P:629:LEU:HD23	2.39	0.50
1:A:40:TYR:OH	2:B:589:ASP:OD2	2.20	0.50
2:B:611:ASN:OD1	8:B:701:NAG:N2	2.44	0.50
1:C:36:VAL:CB	2:D:642:ILE:HD13	2.41	0.50
1:C:201:ILE:CD1	1:C:423:ILE:HD13	2.42	0.50
1:E:55:ALA:HB1	1:E:77:THR:HG22	1.92	0.50
3:M:100:PHE:HZ	4:N:49:TYR:CE2	2.29	0.50
4:N:7:ALA:O	4:N:22:THR:OG1	2.25	0.50
1:O:201:ILE:CD1	1:O:423:ILE:HD13	2.42	0.50
1:S:43:PRO:HB3	2:T:523:LEU:HD22	1.89	0.50
1:A:201:ILE:CD1	1:A:423:ILE:HD13	2.42	0.50
1:C:35:TRP:C	2:D:610:TRP:CG	2.81	0.50
1:O:34:LEU:C	2:P:610:TRP:CD1	2.85	0.50
1:S:503:ARG:HH22	2:T:646:LEU:HD22	1.76	0.50
1:A:109:ILE:HG23	1:A:429:ARG:NH2	2.24	0.50
4:N:61:ARG:NH1	4:N:82:ASP:OD2	2.44	0.50
2:P:655:LYS:HE3	2:T:535:MET:CG	2.20	0.50
1:Q:201:ILE:CD1	1:Q:423:ILE:HD13	2.42	0.50
1:Q:201:ILE:HD11	1:Q:423:ILE:HG21	1.94	0.50
1:Q:220:PRO:HB3	2:R:578:ALA:HB1	1.93	0.50
1:Q:503:ARG:CD	2:R:607:ASN:N	2.71	0.50
1:A:201:ILE:HD11	1:A:423:ILE:HG21	1.94	0.50
1:E:39:TYR:HE2	2:F:534:SER:OG	1.94	0.50
1:E:201:ILE:CD1	1:E:423:ILE:HD13	2.42	0.50
1:E:201:ILE:HD11	1:E:423:ILE:HG21	1.94	0.50
1:E:504:ARG:O	2:F:607:ASN:ND2	2.45	0.50
1:S:39:TYR:HE2	2:T:534:SER:OG	1.94	0.50
1:S:109:ILE:HG23	1:S:429:ARG:NH2	2.24	0.50
1:A:259:LEU:HD12	1:A:374:HIS:CD2	2.47	0.50

Continued on next page...

Continued from previous page...

Atom-1	Atom-2	Interatomic distance (Å)	Clash overlap (Å)
3:M:39:GLN:NE2	4:N:38:GLN:HE22	2.10	0.50
1:O:44:VAL:CA	2:P:629:LEU:CD2	2.78	0.50
1:O:201:ILE:HD11	1:O:423:ILE:HG21	1.94	0.50
1:Q:259:LEU:HD12	1:Q:374:HIS:CD2	2.47	0.50
1:Q:498:PRO:HD2	2:R:631:TRP:CD2	2.36	0.50
1:S:201:ILE:HD11	1:S:423:ILE:HG21	1.94	0.50
1:C:201:ILE:HD11	1:C:423:ILE:HG21	1.94	0.49
1:E:259:LEU:HD12	1:E:374:HIS:CD2	2.47	0.49
3:M:18:LEU:HB2	3:M:82(C):VAL:HG21	1.94	0.49
3:M:100(B):ILE:HG22	3:M:100(C):GLY:H	1.78	0.49
1:O:259:LEU:HD12	1:O:374:HIS:CD2	2.47	0.49
2:D:606:THR:HG21	2:D:646:LEU:HD22	1.94	0.49
1:E:494:LEU:CG	2:F:643:TYR:OH	2.60	0.49
3:W:18:LEU:HB2	3:W:82(C):VAL:HG21	1.94	0.49
1:S:43:PRO:HB3	2:T:523:LEU:HD23	1.95	0.49
1:S:201:ILE:CD1	1:S:423:ILE:HD13	2.42	0.49
1:C:262:ASN:N	1:C:448:ASN:O	2.42	0.49
1:E:201:ILE:CG2	1:E:435:TYR:HB2	2.41	0.49
3:M:20:LEU:HB2	3:M:80:LEU:HB3	1.94	0.49
1:Q:499:THR:CB	2:R:623:TRP:NE1	2.71	0.49
3:W:39:GLN:NE2	4:X:38:GLN:HE22	2.10	0.49
1:A:503:ARG:CD	2:B:607:ASN:N	2.72	0.49
1:C:259:LEU:HD12	1:C:374:HIS:CD2	2.47	0.49
1:Q:201:ILE:CG2	1:Q:435:TYR:HB2	2.41	0.49
1:S:36:VAL:CG2	2:T:614:TRP:HE3	2.20	0.49
4:V:7:ALA:O	4:V:22:THR:OG1	2.26	0.49
1:A:201:ILE:HG12	1:A:433:ALA:CB	2.42	0.49
1:A:220:PRO:HB3	2:B:578:ALA:HB1	1.93	0.49
2:B:647:GLU:CD	2:D:542:ARG:HH21	2.21	0.49
1:C:44:VAL:CA	2:D:629:LEU:CD2	2.78	0.49
1:C:201:ILE:HD13	1:C:423:ILE:HG12	1.95	0.49
1:E:201:ILE:HG12	1:E:433:ALA:CB	2.43	0.49
1:O:35:TRP:CD2	2:P:610:TRP:N	2.42	0.49
1:S:36:VAL:HG23	2:T:614:TRP:HE3	1.68	0.49
3:Y:38:ARG:HB3	3:Y:48:ILE:HD11	1.95	0.49
1:A:43:PRO:CA	2:B:523:LEU:HD22	2.42	0.49
1:E:201:ILE:HD13	1:E:423:ILE:HG12	1.95	0.49
3:J:38:ARG:HB3	3:J:48:ILE:HD11	1.95	0.49
1:O:201:ILE:HD13	1:O:423:ILE:HG12	1.95	0.49
1:S:504:ARG:O	2:T:607:ASN:ND2	2.45	0.49
3:W:20:LEU:HB2	3:W:80:LEU:HB3	1.94	0.49

Continued on next page...

Continued from previous page...

Atom-1	Atom-2	Interatomic distance (Å)	Clash overlap (Å)
1:A:40:TYR:CE1	2:B:589:ASP:CG	2.91	0.49
1:C:109:ILE:HG23	1:C:429:ARG:NH2	2.24	0.49
1:O:44:VAL:HG13	2:P:629:LEU:CD2	2.43	0.49
2:P:606:THR:HG21	2:P:646:LEU:HD22	1.95	0.49
3:U:100(B):ILE:HG22	3:U:100(C):GLY:H	1.78	0.49
1:Q:112:TRP:CG	1:Q:427:TRP:HE1	2.31	0.49
1:S:259:LEU:HD12	1:S:374:HIS:CD2	2.47	0.49
3:U:100:PHE:HZ	4:V:49:TYR:HE2	1.60	0.49
3:U:20:LEU:HB2	3:U:80:LEU:HB3	1.94	0.49
1:A:41:GLY:N	1:A:493:PRO:O	2.38	0.48
1:C:112:TRP:CG	1:C:427:TRP:HE1	2.31	0.48
3:H:18:LEU:HB2	3:H:82(C):VAL:HG21	1.94	0.48
1:O:499:THR:CB	2:P:623:TRP:NE1	2.72	0.48
1:S:494:LEU:CG	2:T:643:TYR:OH	2.60	0.48
3:U:18:LEU:HB2	3:U:82(C):VAL:HG21	1.94	0.48
3:Y:100(B):ILE:HG22	3:Y:100(C):GLY:H	1.77	0.48
1:Q:40:TYR:CE1	2:R:589:ASP:CG	2.91	0.48
1:S:43:PRO:CB	2:T:526:ALA:CB	2.91	0.48
3:W:100(I):TYR:HE2	4:X:49:TYR:HB2	1.78	0.48
1:A:112:TRP:CG	1:A:427:TRP:HE1	2.31	0.48
1:E:112:TRP:CG	1:E:427:TRP:HE1	2.31	0.48
3:M:100:PHE:HZ	4:N:49:TYR:HE2	1.61	0.48
1:Q:302:ASN:OD1	1:Q:320:THR:HG23	2.14	0.48
1:S:44:VAL:HG22	2:T:629:LEU:HA	1.96	0.48
1:S:201:ILE:HD13	1:S:423:ILE:HG12	1.95	0.48
3:W:38:ARG:HB3	3:W:48:ILE:HD11	1.95	0.48
3:W:100(B):ILE:HG22	3:W:100(C):GLY:H	1.77	0.48
3:Y:20:LEU:HB2	3:Y:80:LEU:HB3	1.94	0.48
1:C:201:ILE:HG12	1:C:433:ALA:CB	2.43	0.48
1:E:43:PRO:HB3	2:F:523:LEU:HD23	1.95	0.48
3:H:20:LEU:HB2	3:H:80:LEU:HB3	1.94	0.48
3:H:39:GLN:NE2	4:L:38:GLN:HE22	2.10	0.48
3:Y:100:PHE:HZ	4:Z:49:TYR:HE2	1.61	0.48
8:A:606:NAG:O4	7:d:2:NAG:N2	2.46	0.48
1:C:44:VAL:HG13	2:D:629:LEU:CD2	2.43	0.48
1:O:41:GLY:N	1:O:493:PRO:O	2.38	0.48
8:O:606:NAG:O4	7:v:2:NAG:N2	2.46	0.48
3:Y:18:LEU:HB2	3:Y:82(C):VAL:HG21	1.94	0.48
1:E:273:ARG:NH1	1:E:287:GLN:OE1	2.38	0.48
3:H:100(I):TYR:HE2	4:L:49:TYR:HB2	1.78	0.48
3:H:38:ARG:HB3	3:H:48:ILE:HD11	1.95	0.48

Continued on next page...

Continued from previous page...

Atom-1	Atom-2	Interatomic distance (Å)	Clash overlap (Å)
1:O:112:TRP:CG	1:O:427:TRP:HE1	2.31	0.48
1:Q:36:VAL:CG2	2:R:614:TRP:HE3	2.20	0.48
1:S:112:TRP:CG	1:S:427:TRP:HE1	2.31	0.48
1:S:496:VAL:CB	2:T:635:ILE:HD11	2.42	0.48
3:H:100(B):ILE:HG22	3:H:100(C):GLY:H	1.77	0.48
4:K:7:ALA:O	4:K:22:THR:OG1	2.26	0.48
1:Q:43:PRO:CA	2:R:523:LEU:HD22	2.43	0.48
1:Q:201:ILE:HG12	1:Q:433:ALA:CB	2.42	0.48
1:Q:201:ILE:HD13	1:Q:423:ILE:HG12	1.95	0.48
1:S:201:ILE:HG12	1:S:433:ALA:CB	2.43	0.48
1:S:302:ASN:OD1	1:S:320:THR:HG23	2.14	0.48
1:A:54:CYS:CB	2:B:571:TRP:CZ2	2.59	0.48
1:Q:54:CYS:CB	2:R:571:TRP:CZ2	2.60	0.48
3:U:39:GLN:NE2	4:V:38:GLN:HE22	2.12	0.48
1:A:302:ASN:OD1	1:A:320:THR:HG23	2.14	0.48
1:E:44:VAL:HG22	2:F:629:LEU:HA	1.96	0.48
1:E:44:VAL:CG2	2:F:629:LEU:CD2	2.85	0.48
1:E:302:ASN:OD1	1:E:320:THR:HG23	2.14	0.48
3:J:20:LEU:HB2	3:J:80:LEU:HB3	1.94	0.48
1:E:370:GLU:OE2	1:E:421:LYS:NZ	2.47	0.47
1:O:270:VAL:HG22	1:O:288:PHE:HA	1.96	0.47
1:O:302:ASN:OD1	1:O:320:THR:HG23	2.14	0.47
1:S:370:GLU:OE2	1:S:421:LYS:NZ	2.47	0.47
1:C:370:GLU:OE2	1:C:421:LYS:NZ	2.47	0.47
1:E:35:TRP:N	2:F:610:TRP:CG	2.61	0.47
1:E:499:THR:CG2	2:F:623:TRP:CE2	2.96	0.47
1:O:43:PRO:HA	2:P:523:LEU:HD21	1.95	0.47
2:P:542:ARG:HH21	2:R:647:GLU:CD	2.21	0.47
3:U:38:ARG:HB3	3:U:48:ILE:HD11	1.95	0.47
1:C:43:PRO:CB	2:D:526:ALA:CB	2.89	0.47
3:J:18:LEU:HB2	3:J:82(C):VAL:HG21	1.94	0.47
3:J:100(B):ILE:HG22	3:J:100(C):GLY:H	1.78	0.47
3:M:38:ARG:HB3	3:M:48:ILE:HD11	1.95	0.47
4:X:7:ALA:O	4:X:22:THR:OG1	2.25	0.47
1:C:34:LEU:C	2:D:610:TRP:CD1	2.85	0.47
1:C:270:VAL:HG22	1:C:288:PHE:HA	1.96	0.47
1:E:490:LYS:HB3	1:E:490:LYS:HE2	1.65	0.47
8:E:606:NAG:O4	7:p:2:NAG:N2	2.46	0.47
1:O:43:PRO:O	2:P:629:LEU:CD1	2.62	0.47
1:A:262:ASN:N	1:A:448:ASN:O	2.42	0.47
1:C:302:ASN:OD1	1:C:320:THR:HG23	2.14	0.47

Continued on next page...

Continued from previous page...

Atom-1	Atom-2	Interatomic distance (Å)	Clash overlap (Å)
3:J:39:GLN:NE2	4:K:38:GLN:HE22	2.12	0.47
1:S:74:CYS:HA	2:T:571:TRP:CG	2.21	0.47
1:A:270:VAL:HG22	1:A:288:PHE:HA	1.96	0.47
1:A:370:GLU:OE2	1:A:421:LYS:NZ	2.48	0.47
1:O:201:ILE:HG12	1:O:433:ALA:CB	2.43	0.47
3:Y:96:TYR:OH	5:7:3:BMA:H3	2.15	0.47
1:A:201:ILE:HD13	1:A:423:ILE:HG12	1.95	0.47
1:A:497:ALA:HB3	2:B:530:MET:CE	2.44	0.47
1:C:36:VAL:HG21	2:D:614:TRP:CZ3	2.47	0.47
3:M:96:TYR:OH	5:k:3:BMA:H3	2.15	0.47
1:O:44:VAL:HG22	2:P:629:LEU:HA	1.97	0.47
1:O:370:GLU:OE2	1:O:421:LYS:NZ	2.48	0.47
1:O:499:THR:CG2	2:P:623:TRP:HE1	2.21	0.47
1:Q:109:ILE:HG23	1:Q:429:ARG:NH2	2.24	0.47
1:Q:370:GLU:OE2	1:Q:421:LYS:NZ	2.48	0.47
1:S:270:VAL:HG22	1:S:288:PHE:HA	1.96	0.47
4:Z:7:ALA:O	4:Z:22:THR:OG1	2.25	0.47
1:A:34:LEU:HD11	2:B:618:ASN:HA	1.97	0.47
1:E:230:ASP:HB3	1:E:233:PHE:HB2	1.97	0.47
1:E:499:THR:CA	2:F:619:LEU:CD2	2.93	0.47
1:Q:220:PRO:HB3	2:R:578:ALA:CB	2.44	0.47
1:Q:497:ALA:HB3	2:R:530:MET:CE	2.44	0.47
1:A:43:PRO:HB2	2:B:526:ALA:HB2	1.97	0.47
1:A:220:PRO:HB3	2:B:578:ALA:CB	2.44	0.47
1:C:427:TRP:HZ3	1:C:475:MET:HG2	1.80	0.47
2:D:591:GLN:OE1	2:F:545:LEU:HD23	2.15	0.47
3:H:96:TYR:OH	5:G:3:BMA:H3	2.15	0.47
4:L:36:TYR:HE2	4:L:89:PHE:HB3	1.80	0.47
1:O:43:PRO:HA	2:P:523:LEU:HD22	1.91	0.47
1:C:41:GLY:N	1:C:493:PRO:O	2.38	0.47
1:E:270:VAL:HG22	1:E:288:PHE:HA	1.96	0.47
1:Q:230:ASP:HB3	1:Q:233:PHE:HB2	1.97	0.47
1:Q:262:ASN:N	1:Q:448:ASN:O	2.42	0.47
1:S:44:VAL:CG2	2:T:629:LEU:CD2	2.85	0.47
1:S:497:ALA:HB1	2:T:530:MET:HE1	1.97	0.47
4:X:36:TYR:HE2	4:X:89:PHE:HB3	1.80	0.47
4:X:140:TYR:CD1	4:X:141:PRO:HA	2.50	0.47
1:C:499:THR:HA	2:D:619:LEU:HD12	1.97	0.46
1:Q:34:LEU:HD11	2:R:618:ASN:HA	1.96	0.46
1:S:499:THR:CG2	2:T:623:TRP:CE2	2.96	0.46
8:S:606:NAG:O4	7:6:2:NAG:N2	2.46	0.46

Continued on next page...

Continued from previous page...

Atom-1	Atom-2	Interatomic distance (Å)	Clash overlap (Å)
3:Y:2:ALA:HA	3:Y:26:GLY:HA3	1.97	0.46
4:Z:140:TYR:CD1	4:Z:141:PRO:HA	2.51	0.46
1:C:43:PRO:HA	2:D:523:LEU:HD22	1.91	0.46
1:C:43:PRO:O	2:D:629:LEU:CD1	2.62	0.46
3:H:2:ALA:HA	3:H:26:GLY:HA3	1.97	0.46
4:K:36:TYR:HE2	4:K:89:PHE:HB3	1.80	0.46
4:L:140:TYR:CD1	4:L:141:PRO:HA	2.50	0.46
1:O:230:ASP:HB3	1:O:233:PHE:HB2	1.98	0.46
1:Q:427:TRP:HZ3	1:Q:475:MET:HG2	1.80	0.46
1:Q:500:ARG:HD3	2:R:619:LEU:HG	1.68	0.46
3:Y:39:GLN:NE2	4:Z:38:GLN:HE22	2.10	0.46
1:A:51:THR:HG22	2:B:574:LYS:HE3	1.97	0.46
4:N:36:TYR:HE2	4:N:89:PHE:HB3	1.80	0.46
1:O:490:LYS:HB3	1:O:490:LYS:HE2	1.65	0.46
2:P:591:GLN:OE1	2:T:545:LEU:HD23	2.15	0.46
1:Q:206:PRO:HG3	1:Q:318:TYR:CE2	2.51	0.46
1:S:499:THR:CA	2:T:619:LEU:CD2	2.93	0.46
3:U:2:ALA:HA	3:U:26:GLY:HA3	1.97	0.46
1:E:206:PRO:HG3	1:E:318:TYR:CE2	2.51	0.46
4:K:140:TYR:CD1	4:K:141:PRO:HA	2.50	0.46
1:O:36:VAL:HG21	2:P:642:ILE:CG1	2.44	0.46
1:S:427:TRP:HZ3	1:S:475:MET:HG2	1.80	0.46
1:C:206:PRO:HG3	1:C:318:TYR:CE2	2.51	0.46
1:O:503:ARG:NH2	2:P:606:THR:CB	2.57	0.46
1:A:230:ASP:HB3	1:A:233:PHE:HB2	1.97	0.46
1:A:499:THR:C	2:B:619:LEU:CD2	2.83	0.46
3:J:96:TYR:OH	5:e:3:BMA:H3	2.15	0.46
1:O:262:ASN:N	1:O:448:ASN:O	2.42	0.46
8:Q:606:NAG:O4	7:1:2:NAG:N2	2.46	0.46
1:E:497:ALA:HB1	2:F:530:MET:HE1	1.97	0.46
1:O:36:VAL:HG11	2:P:642:ILE:CG2	2.32	0.46
1:O:206:PRO:HG3	1:O:318:TYR:CE2	2.51	0.46
1:Q:270:VAL:HG22	1:Q:288:PHE:HA	1.96	0.46
1:S:230:ASP:HB3	1:S:233:PHE:HB2	1.97	0.46
3:U:96:TYR:OH	5:q:3:BMA:H3	2.15	0.46
8:C:606:NAG:O4	7:j:2:NAG:N2	2.46	0.46
1:E:499:THR:HA	2:F:619:LEU:HD22	1.97	0.46
1:O:369:LEU:O	1:O:373:THR:OG1	2.29	0.46
1:Q:43:PRO:HB2	2:R:526:ALA:HB2	1.97	0.46
4:Z:36:TYR:HE2	4:Z:89:PHE:HB3	1.80	0.46
1:A:498:PRO:HD2	2:B:631:TRP:CD2	2.36	0.46

Continued on next page...

Continued from previous page...

Atom-1	Atom-2	Interatomic distance (Å)	Clash overlap (Å)
1:E:427:TRP:HZ3	1:E:475:MET:HG2	1.80	0.46
3:J:2:ALA:HA	3:J:26:GLY:HA3	1.97	0.46
4:N:140:TYR:CD1	4:N:141:PRO:HA	2.51	0.46
1:Q:41:GLY:N	1:Q:493:PRO:O	2.37	0.46
1:S:43:PRO:HG2	2:T:526:ALA:HA	1.91	0.46
1:S:105:HIS:ND1	1:S:479:TRP:HZ3	2.14	0.46
3:W:66:ARG:NH2	3:W:86:ASP:OD2	2.49	0.46
3:W:96:TYR:OH	5:w:3:BMA:H3	2.15	0.46
1:A:206:PRO:HG3	1:A:318:TYR:CE2	2.51	0.46
1:C:230:ASP:HB3	1:C:233:PHE:HB2	1.98	0.46
1:E:43:PRO:CB	2:F:526:ALA:CB	2.91	0.46
1:O:36:VAL:CB	2:P:642:ILE:HD13	2.41	0.46
1:O:500:ARG:CD	2:P:619:LEU:HB2	2.46	0.46
1:O:500:ARG:CA	2:P:619:LEU:HD13	2.46	0.46
1:Q:36:VAL:HG23	2:R:614:TRP:HZ3	1.80	0.46
1:S:40:TYR:OH	2:T:589:ASP:OD2	2.31	0.46
1:S:206:PRO:HG3	1:S:318:TYR:CE2	2.51	0.46
4:V:140:TYR:CD1	4:V:141:PRO:HA	2.50	0.46
1:A:105:HIS:ND1	1:A:479:TRP:HZ3	2.14	0.45
2:P:546:SER:HB2	2:R:588:ARG:CZ	2.46	0.45
1:C:36:VAL:HG21	2:D:642:ILE:CG1	2.44	0.45
1:C:105:HIS:ND1	1:C:479:TRP:HZ3	2.14	0.45
1:C:500:ARG:CD	2:D:619:LEU:HB2	2.46	0.45
4:N:149:LYS:NZ	4:N:195:GLU:OE1	2.48	0.45
1:A:490:LYS:HE2	1:A:490:LYS:HB3	1.65	0.45
1:C:44:VAL:HG22	2:D:629:LEU:HA	1.97	0.45
1:E:54:CYS:CA	2:F:571:TRP:CH2	2.99	0.45
1:Q:499:THR:C	2:R:619:LEU:CD2	2.83	0.45
1:S:499:THR:HA	2:T:619:LEU:HD22	1.97	0.45
1:C:500:ARG:CA	2:D:619:LEU:HD13	2.46	0.45
3:M:2:ALA:HA	3:M:26:GLY:HA3	1.97	0.45
1:O:36:VAL:HG21	2:P:614:TRP:CZ3	2.47	0.45
1:O:44:VAL:CB	2:P:629:LEU:CD2	2.94	0.45
1:O:105:HIS:ND1	1:O:479:TRP:HZ3	2.14	0.45
1:S:206:PRO:HG3	1:S:318:TYR:HE2	1.82	0.45
3:W:2:ALA:HA	3:W:26:GLY:HA3	1.97	0.45
1:A:498:PRO:CB	2:B:622:ILE:HD13	2.28	0.45
1:C:44:VAL:CB	2:D:629:LEU:CD2	2.94	0.45
3:H:218:LYS:HB2	3:H:218:LYS:HE3	1.82	0.45
3:J:66:ARG:NH2	3:J:86:ASP:OD2	2.49	0.45
3:J:100(I):TYR:HE2	4:K:49:TYR:HB2	1.82	0.45

Continued on next page...

Continued from previous page...

Atom-1	Atom-2	Interatomic distance (Å)	Clash overlap (Å)
1:O:427:TRP:HZ3	1:O:475:MET:HG2	1.80	0.45
1:O:499:THR:HA	2:P:619:LEU:HD12	1.97	0.45
1:S:273:ARG:NH1	1:S:287:GLN:OE1	2.38	0.45
1:A:427:TRP:HZ3	1:A:475:MET:HG2	1.81	0.45
1:C:206:PRO:HG3	1:C:318:TYR:HE2	1.81	0.45
1:O:45:TRP:HB2	1:O:489:VAL:HB	1.99	0.45
2:P:579:ARG:CZ	2:R:584:GLU:OE1	2.57	0.45
1:Q:34:LEU:HD21	2:R:619:LEU:HD23	1.98	0.45
1:Q:499:THR:CA	2:R:619:LEU:CD2	2.95	0.45
1:E:503:ARG:CD	2:F:607:ASN:N	2.77	0.45
1:O:503:ARG:CD	2:P:607:ASN:N	2.79	0.45
1:Q:51:THR:HG22	2:R:574:LYS:HE3	1.97	0.45
1:S:369:LEU:O	1:S:373:THR:OG1	2.29	0.45
4:V:36:TYR:HE2	4:V:89:PHE:HB3	1.80	0.45
3:Y:100(I):TYR:HE2	4:Z:49:TYR:HB2	1.82	0.45
2:B:588:ARG:CZ	2:D:546:SER:HB2	2.46	0.45
1:E:45:TRP:HB2	1:E:489:VAL:HB	1.99	0.45
1:E:105:HIS:ND1	1:E:479:TRP:HZ3	2.14	0.45
1:Q:105:HIS:ND1	1:Q:479:TRP:HZ3	2.14	0.45
1:S:262:ASN:N	1:S:448:ASN:O	2.42	0.45
1:A:206:PRO:HG3	1:A:318:TYR:HE2	1.82	0.45
1:C:273:ARG:NH1	1:C:287:GLN:OE1	2.38	0.45
1:S:35:TRP:C	2:T:610:TRP:CG	2.86	0.45
1:S:45:TRP:HB2	1:S:489:VAL:HB	1.99	0.45
1:S:54:CYS:CA	2:T:571:TRP:CH2	2.99	0.45
1:S:498:PRO:HB3	2:T:610:TRP:CE2	2.52	0.45
4:K:149:LYS:NZ	4:K:195:GLU:OE1	2.48	0.45
1:S:35:TRP:CG	2:T:610:TRP:H	2.33	0.45
1:S:201:ILE:HG23	1:S:434:MET:C	2.42	0.45
1:A:201:ILE:HG23	1:A:434:MET:C	2.42	0.44
1:C:201:ILE:HG23	1:C:434:MET:C	2.42	0.44
1:E:503:ARG:HD2	2:F:607:ASN:N	2.31	0.44
1:S:39:TYR:CE2	2:T:534:SER:OG	2.69	0.44
1:S:503:ARG:HD2	2:T:607:ASN:N	2.31	0.44
3:U:100(I):TYR:HE2	4:V:49:TYR:HB2	1.82	0.44
3:W:218:LYS:HB2	3:W:218:LYS:HE3	1.82	0.44
1:A:498:PRO:CB	2:B:622:ILE:CD1	2.92	0.44
3:M:100(I):TYR:HE2	4:N:49:TYR:HB2	1.82	0.44
1:O:201:ILE:HG23	1:O:434:MET:C	2.42	0.44
3:U:66:ARG:NH2	3:U:86:ASP:OD2	2.49	0.44
1:A:45:TRP:HB2	1:A:489:VAL:HB	1.99	0.44

Continued on next page...

Continued from previous page...

Atom-1	Atom-2	Interatomic distance (Å)	Clash overlap (Å)
1:A:204:ALA:HB1	1:A:210:PHE:HZ	1.83	0.44
3:H:66:ARG:NH2	3:H:86:ASP:OD2	2.49	0.44
1:Q:67:ASN:OD1	1:Q:68:VAL:N	2.51	0.44
1:A:500:ARG:N	2:B:619:LEU:HD11	1.91	0.44
1:C:45:TRP:HB2	1:C:489:VAL:HB	1.99	0.44
1:C:496:VAL:O	2:D:635:ILE:CG1	2.66	0.44
1:E:39:TYR:CE2	2:F:534:SER:OG	2.69	0.44
1:E:204:ALA:HB1	1:E:210:PHE:HZ	1.83	0.44
1:O:206:PRO:HG3	1:O:318:TYR:HE2	1.81	0.44
1:S:234:ASN:CG	1:S:235:GLY:H	2.25	0.44
1:E:201:ILE:HG23	1:E:434:MET:C	2.42	0.44
1:O:273:ARG:NH1	1:O:287:GLN:OE1	2.38	0.44
1:O:296:CYS:HB2	1:O:445:CYS:HB3	1.16	0.44
1:Q:43:PRO:HA	2:R:523:LEU:CD2	2.47	0.44
4:X:149:LYS:NZ	4:X:195:GLU:OE1	2.48	0.44
3:Y:66:ARG:NH2	3:Y:86:ASP:OD2	2.49	0.44
1:A:499:THR:CA	2:B:619:LEU:CD2	2.95	0.44
1:C:302:ASN:OD1	1:C:303:THR:N	2.51	0.44
1:E:496:VAL:C	2:F:631:TRP:CD1	2.78	0.44
1:E:499:THR:CA	2:F:619:LEU:HD21	2.48	0.44
1:O:67:ASN:OD1	1:O:68:VAL:N	2.51	0.44
1:O:499:THR:CA	2:P:619:LEU:CD1	2.96	0.44
1:Q:206:PRO:HG3	1:Q:318:TYR:HE2	1.82	0.44
1:S:302:ASN:OD1	1:S:303:THR:N	2.51	0.44
1:S:499:THR:CA	2:T:619:LEU:HD21	2.48	0.44
1:Q:204:ALA:HB1	1:Q:210:PHE:HZ	1.83	0.44
3:U:4:LEU:HD21	3:U:34:TRP:HZ3	1.83	0.44
1:E:201:ILE:HD13	1:E:423:ILE:CG2	2.48	0.44
1:Q:119:CYS:HB2	1:Q:205:CYS:HB2	1.98	0.44
1:S:67:ASN:OD1	1:S:68:VAL:N	2.51	0.44
1:S:204:ALA:HB1	1:S:210:PHE:HZ	1.83	0.44
1:S:429:ARG:CD	1:S:432:GLN:HB2	2.48	0.44
3:U:100(B):ILE:HD11	4:V:32:TRP:HH2	1.78	0.44
1:A:221:ALA:HB3	2:B:582:ALA:CB	2.40	0.43
1:C:204:ALA:HB1	1:C:210:PHE:HZ	1.83	0.43
1:E:498:PRO:HB3	2:F:610:TRP:CE2	2.53	0.43
1:O:302:ASN:OD1	1:O:303:THR:N	2.51	0.43
1:O:496:VAL:O	2:P:635:ILE:CG1	2.66	0.43
2:B:638:TYR:O	2:B:642:ILE:HG13	2.19	0.43
1:C:43:PRO:CG	2:D:526:ALA:CB	2.97	0.43
2:F:612:SER:OG	2:F:616:ASN:ND2	2.51	0.43

Continued on next page...

Continued from previous page...

Atom-1	Atom-2	Interatomic distance (Å)	Clash overlap (Å)
3:M:4:LEU:HD21	3:M:34:TRP:HZ3	1.83	0.43
1:Q:201:ILE:HG23	1:Q:434:MET:C	2.42	0.43
4:Z:74:LYS:HE3	4:Z:76:LYS:HZ1	1.82	0.43
1:A:43:PRO:HA	2:B:523:LEU:CD2	2.47	0.43
1:A:302:ASN:OD1	1:A:303:THR:N	2.51	0.43
1:E:497:ALA:CB	2:F:530:MET:HE1	2.49	0.43
3:H:4:LEU:HD21	3:H:34:TRP:HZ3	1.83	0.43
1:A:40:TYR:HE1	2:B:589:ASP:OD2	2.00	0.43
1:C:234:ASN:CG	1:C:235:GLY:H	2.25	0.43
1:E:206:PRO:HG3	1:E:318:TYR:HE2	1.82	0.43
1:E:295:ASN:O	1:E:331:CYS:HA	2.19	0.43
1:E:302:ASN:OD1	1:E:303:THR:N	2.51	0.43
4:L:149:LYS:NZ	4:L:195:GLU:OE1	2.48	0.43
1:O:295:ASN:O	1:O:331:CYS:HA	2.19	0.43
1:O:322:ASP:OD1	1:O:323:ILE:N	2.52	0.43
1:Q:45:TRP:HB2	1:Q:489:VAL:HB	1.99	0.43
1:Q:222:GLY:HA3	2:R:585:ARG:HH12	1.84	0.43
1:A:322:ASP:OD1	1:A:323:ILE:N	2.52	0.43
1:C:67:ASN:OD1	1:C:68:VAL:N	2.51	0.43
1:Q:40:TYR:HE1	2:R:589:ASP:OD2	2.00	0.43
1:Q:43:PRO:CB	2:R:526:ALA:HB2	2.48	0.43
3:W:4:LEU:HD21	3:W:34:TRP:HZ3	1.83	0.43
1:A:222:GLY:HA3	2:B:585:ARG:HH12	1.84	0.43
1:A:295:ASN:O	1:A:331:CYS:HA	2.19	0.43
1:S:298:ARG:NE	1:S:381:GLU:OE1	2.51	0.43
2:T:612:SER:OG	2:T:616:ASN:ND2	2.51	0.43
1:A:43:PRO:CB	2:B:526:ALA:HB2	2.48	0.43
1:A:500:ARG:HD3	2:B:619:LEU:HG	1.68	0.43
2:B:655:LYS:CE	2:D:535:MET:CE	2.97	0.43
1:C:429:ARG:CD	1:C:432:GLN:HB2	2.48	0.43
3:M:66:ARG:NH2	3:M:86:ASP:OD2	2.49	0.43
1:O:204:ALA:HB1	1:O:210:PHE:HZ	1.83	0.43
1:Q:302:ASN:OD1	1:Q:303:THR:N	2.51	0.43
1:S:322:ASP:OD1	1:S:323:ILE:N	2.52	0.43
1:A:34:LEU:HD21	2:B:619:LEU:HD23	1.98	0.43
1:C:499:THR:CA	2:D:619:LEU:CD1	2.96	0.43
2:D:658:GLN:HG3	2:F:603:ILE:HG21	2.00	0.43
1:E:322:ASP:OD1	1:E:323:ILE:N	2.52	0.43
1:O:43:PRO:CG	2:P:526:ALA:CB	2.97	0.43
1:S:41:GLY:N	1:S:493:PRO:O	2.37	0.43
1:C:497:ALA:HB1	2:D:631:TRP:CG	2.46	0.43

Continued on next page...

Continued from previous page...

Atom-1	Atom-2	Interatomic distance (Å)	Clash overlap (Å)
1:O:35:TRP:HE3	2:P:608:VAL:O	2.00	0.43
1:Q:221:ALA:HB3	2:R:582:ALA:CB	2.40	0.43
1:C:490:LYS:HB3	1:C:490:LYS:HE2	1.65	0.43
1:E:67:ASN:OD1	1:E:68:VAL:N	2.51	0.43
1:E:494:LEU:HD21	2:F:643:TYR:CZ	2.54	0.43
1:O:429:ARG:CD	1:O:432:GLN:HB2	2.48	0.43
2:P:535:MET:CE	2:R:655:LYS:CE	2.97	0.43
1:Q:295:ASN:O	1:Q:331:CYS:HA	2.19	0.43
1:S:295:ASN:O	1:S:331:CYS:HA	2.19	0.43
1:A:494:LEU:CD2	2:B:643:TYR:CE2	3.02	0.42
2:B:592:LEU:HD23	2:B:592:LEU:HA	1.90	0.42
1:C:322:ASP:OD1	1:C:323:ILE:N	2.52	0.42
2:D:594:GLY:HA2	2:D:599:SER:HB3	2.01	0.42
1:E:57:ASP:OD1	1:E:57:ASP:N	2.52	0.42
1:Q:201:ILE:HD13	1:Q:423:ILE:CG2	2.48	0.42
1:Q:490:LYS:HE2	1:Q:490:LYS:HB3	1.65	0.42
2:R:638:TYR:O	2:R:642:ILE:HG13	2.19	0.42
3:Y:4:LEU:HD21	3:Y:34:TRP:HZ3	1.83	0.42
3:J:4:LEU:HD21	3:J:34:TRP:HZ3	1.83	0.42
1:S:57:ASP:OD1	1:S:57:ASP:N	2.52	0.42
1:A:44:VAL:CB	2:B:629:LEU:HD23	2.43	0.42
1:A:119:CYS:HB2	1:A:205:CYS:HB2	1.98	0.42
1:O:57:ASP:OD1	1:O:57:ASP:N	2.52	0.42
1:S:494:LEU:HD21	2:T:643:TYR:CZ	2.54	0.42
1:A:298:ARG:NE	1:A:381:GLU:OE1	2.51	0.42
1:C:295:ASN:O	1:C:331:CYS:HA	2.19	0.42
1:O:298:ARG:NE	1:O:381:GLU:OE1	2.51	0.42
1:Q:234:ASN:CG	1:Q:235:GLY:H	2.25	0.42
1:Q:498:PRO:HB3	2:R:610:TRP:CE2	2.55	0.42
1:S:220:PRO:CB	2:T:578:ALA:HB1	2.49	0.42
1:C:43:PRO:HA	2:D:523:LEU:HD21	1.95	0.42
1:E:44:VAL:CA	2:F:629:LEU:CD2	2.89	0.42
1:E:179:LEU:HD11	1:E:419:ARG:HH21	1.85	0.42
2:P:594:GLY:HA2	2:P:599:SER:HB3	2.02	0.42
1:S:490:LYS:HE2	1:S:490:LYS:HB3	1.65	0.42
4:V:149:LYS:NZ	4:V:195:GLU:OE1	2.48	0.42
1:A:498:PRO:HB3	2:B:610:TRP:CE2	2.55	0.42
1:O:179:LEU:HD11	1:O:419:ARG:HH21	1.84	0.42
1:Q:429:ARG:CD	1:Q:432:GLN:HB2	2.48	0.42
1:Q:494:LEU:CD2	2:R:643:TYR:CE2	3.02	0.42
1:Q:503:ARG:CG	2:R:605:CYS:O	2.56	0.42

Continued on next page...

Continued from previous page...

Atom-1	Atom-2	Interatomic distance (Å)	Clash overlap (Å)
3:U:87:THR:HG23	3:U:110:ILE:HA	2.01	0.42
1:A:67:ASN:OD1	1:A:68:VAL:N	2.51	0.42
1:C:35:TRP:HE3	2:D:608:VAL:O	2.00	0.42
1:E:220:PRO:CB	2:F:578:ALA:HB1	2.49	0.42
1:E:499:THR:CG2	2:F:623:TRP:NE1	2.80	0.42
1:O:499:THR:HA	2:P:619:LEU:HD11	2.02	0.42
1:Q:322:ASP:OD1	1:Q:323:ILE:N	2.52	0.42
1:C:499:THR:HA	2:D:619:LEU:HD11	2.02	0.42
1:E:499:THR:CA	2:F:623:TRP:HE1	2.27	0.42
3:J:87:THR:HG23	3:J:110:ILE:HA	2.01	0.42
1:Q:43:PRO:HA	2:R:523:LEU:HD22	2.02	0.42
1:S:179:LEU:HD11	1:S:419:ARG:HH21	1.85	0.42
1:S:503:ARG:CD	2:T:607:ASN:N	2.77	0.42
1:A:36:VAL:HG23	2:B:614:TRP:HZ3	1.80	0.42
1:C:201:ILE:HD13	1:C:423:ILE:CG2	2.48	0.42
1:E:234:ASN:CG	1:E:235:GLY:H	2.25	0.42
1:Q:179:LEU:HD11	1:Q:419:ARG:HH21	1.85	0.42
1:S:497:ALA:CB	2:T:530:MET:HE1	2.49	0.42
1:A:338:TRP:HH2	1:A:452:LEU:HD21	1.85	0.42
1:C:338:TRP:HH2	1:C:452:LEU:HD21	1.85	0.42
3:H:87:THR:HG23	3:H:110:ILE:HA	2.02	0.42
2:R:617:ARG:HB3	2:R:621:GLU:HG3	2.02	0.42
1:S:201:ILE:HD13	1:S:423:ILE:CG2	2.48	0.42
1:A:179:LEU:HD11	1:A:419:ARG:HH21	1.85	0.41
1:C:179:LEU:HD11	1:C:419:ARG:HH21	1.84	0.41
1:C:503:ARG:CD	2:D:607:ASN:N	2.79	0.41
2:P:658:GLN:HG3	2:T:603:ILE:HG21	2.01	0.41
1:Q:163:THR:HG22	1:Q:164:GLU:N	2.35	0.41
1:S:39:TYR:HB2	2:T:628:TRP:CZ3	2.55	0.41
1:S:499:THR:HG23	2:T:623:TRP:HE1	1.82	0.41
1:A:35:TRP:HA	2:B:610:TRP:HB2	0.45	0.41
1:O:304:ARG:NH2	1:O:438:PRO:O	2.49	0.41
1:O:338:TRP:HH2	1:O:452:LEU:HD21	1.85	0.41
1:S:499:THR:CA	2:T:623:TRP:HE1	2.27	0.41
3:W:87:THR:HG23	3:W:110:ILE:HA	2.02	0.41
1:A:43:PRO:O	2:B:629:LEU:CG	2.69	0.41
1:E:41:GLY:N	1:E:493:PRO:O	2.37	0.41
1:E:305:LYS:HB3	1:E:305:LYS:HE2	1.86	0.41
1:Q:35:TRP:HA	2:R:610:TRP:HB2	0.45	0.41
1:Q:411:ASN:N	1:Q:411:ASN:OD1	2.53	0.41
1:S:34:LEU:C	2:T:610:TRP:CD1	2.92	0.41

Continued on next page...

Continued from previous page...

Atom-1	Atom-2	Interatomic distance (Å)	Clash overlap (Å)
1:A:201:ILE:HD13	1:A:423:ILE:CG2	2.48	0.41
1:Q:494:LEU:HD21	2:R:643:TYR:OH	2.20	0.41
1:C:411:ASN:OD1	1:C:411:ASN:N	2.53	0.41
1:E:220:PRO:HB3	2:F:578:ALA:HB1	2.02	0.41
1:O:220:PRO:HB2	2:P:578:ALA:HB1	2.03	0.41
1:Q:43:PRO:O	2:R:629:LEU:CG	2.69	0.41
1:S:411:ASN:OD1	1:S:411:ASN:N	2.53	0.41
1:S:499:THR:C	2:T:619:LEU:CD2	2.85	0.41
3:Y:87:THR:HG23	3:Y:110:ILE:HA	2.01	0.41
1:A:429:ARG:CD	1:A:432:GLN:HB2	2.48	0.41
1:Q:44:VAL:CG2	2:R:629:LEU:CD2	2.61	0.41
4:Z:149:LYS:NZ	4:Z:195:GLU:OE1	2.48	0.41
1:A:163:THR:HG22	1:A:164:GLU:N	2.35	0.41
1:A:411:ASN:N	1:A:411:ASN:OD1	2.53	0.41
1:C:298:ARG:NE	1:C:381:GLU:OE1	2.51	0.41
1:Q:57:ASP:OD1	1:Q:57:ASP:N	2.52	0.41
2:R:632:ASP:O	2:R:636:SER:OG	2.30	0.41
1:S:421:LYS:HB3	1:S:421:LYS:HE2	1.89	0.41
1:S:503:ARG:CD	2:T:607:ASN:H	2.34	0.41
1:C:119:CYS:HB2	1:C:205:CYS:HB2	1.98	0.41
1:E:338:TRP:HH2	1:E:452:LEU:HD21	1.85	0.41
3:M:87:THR:HG23	3:M:110:ILE:HA	2.01	0.41
1:S:338:TRP:HH2	1:S:452:LEU:HD21	1.85	0.41
1:A:57:ASP:OD1	1:A:57:ASP:N	2.52	0.41
1:A:96:TRP:CE3	1:A:480:ARG:HD3	2.56	0.41
1:A:184:ILE:HD11	1:A:192:ARG:HB3	2.03	0.41
1:A:370:GLU:HG3	1:A:384:TYR:HE2	1.86	0.41
2:B:617:ARG:HB3	2:B:621:GLU:HG3	2.02	0.41
1:C:163:THR:HG22	1:C:164:GLU:N	2.36	0.41
1:C:302:ASN:HD21	1:C:438:PRO:HB3	1.86	0.41
1:E:163:THR:HG22	1:E:164:GLU:N	2.36	0.41
1:E:302:ASN:HD21	1:E:438:PRO:HB3	1.86	0.41
1:E:411:ASN:OD1	1:E:411:ASN:N	2.53	0.41
3:J:99:LYS:HA	3:J:100(G):THR:O	2.21	0.41
1:Q:298:ARG:NE	1:Q:381:GLU:OE1	2.51	0.41
1:Q:302:ASN:HD21	1:Q:438:PRO:HB3	1.86	0.41
1:S:40:TYR:CE1	2:T:589:ASP:CG	2.99	0.41
2:T:617:ARG:HB2	2:T:622:ILE:HD11	2.03	0.41
1:A:369:LEU:O	1:A:373:THR:OG1	2.29	0.41
1:C:184:ILE:HD11	1:C:192:ARG:HB3	2.03	0.41
1:E:36:VAL:HG23	2:F:614:TRP:HZ3	1.80	0.41

Continued on next page...

Continued from previous page...

Atom-1	Atom-2	Interatomic distance (Å)	Clash overlap (Å)
1:O:163:THR:HG22	1:O:164:GLU:N	2.36	0.41
1:Q:338:TRP:HH2	1:Q:452:LEU:HD21	1.85	0.41
3:U:40:PRO:HA	3:U:41:PRO:HD3	1.98	0.41
1:C:158:SER:OG	1:C:171:LYS:HE2	2.22	0.40
1:C:494:LEU:HG	2:D:643:TYR:OH	2.21	0.40
1:E:96:TRP:CE3	1:E:480:ARG:HD3	2.56	0.40
1:O:96:TRP:CE3	1:O:480:ARG:HD3	2.56	0.40
1:O:234:ASN:CG	1:O:235:GLY:H	2.25	0.40
1:O:494:LEU:HG	2:P:643:TYR:OH	2.21	0.40
1:S:499:THR:CG2	2:T:623:TRP:NE1	2.80	0.40
1:A:158:SER:OG	1:A:171:LYS:HE2	2.21	0.40
1:O:302:ASN:HD21	1:O:438:PRO:HB3	1.86	0.40
1:S:163:THR:HG22	1:S:164:GLU:N	2.36	0.40
1:S:220:PRO:HB3	2:T:578:ALA:HB1	2.02	0.40
1:S:370:GLU:HG3	1:S:384:TYR:HE2	1.86	0.40
3:Y:99:LYS:HA	3:Y:100(G):THR:O	2.21	0.40
4:L:13:ALA:HB3	4:L:19:ILE:HD11	2.04	0.40
1:Q:158:SER:OG	1:Q:171:LYS:HE2	2.21	0.40
1:S:184:ILE:HD11	1:S:192:ARG:HB3	2.03	0.40
1:A:302:ASN:HD21	1:A:438:PRO:HB3	1.86	0.40
1:C:296:CYS:O	1:C:297:THR:HB	2.22	0.40
1:E:35:TRP:CG	2:F:610:TRP:H	2.33	0.40
1:E:40:TYR:CE1	2:F:589:ASP:CG	2.99	0.40
1:E:298:ARG:NE	1:E:381:GLU:OE1	2.51	0.40
1:E:429:ARG:CD	1:E:432:GLN:HB2	2.48	0.40
1:E:500:ARG:HD3	2:F:619:LEU:HG	1.93	0.40
3:J:218:LYS:HE3	3:J:218:LYS:HB2	1.82	0.40
3:M:100(B):ILE:HD11	4:N:32:TRP:HH2	1.79	0.40
1:O:158:SER:OG	1:O:171:LYS:HE2	2.22	0.40
1:S:300:ASN:ND2	1:S:326:ILE:HA	2.36	0.40
3:W:99:LYS:HA	3:W:100(G):THR:O	2.21	0.40
1:A:211:GLU:HA	1:A:212:PRO:HD3	1.98	0.40
4:N:66:ARG:HG3	4:N:68:GLY:H	1.86	0.40
1:O:184:ILE:HD11	1:O:192:ARG:HB3	2.03	0.40
1:O:305:LYS:HB3	1:O:305:LYS:HE2	1.86	0.40
1:Q:39:TYR:HB2	2:R:628:TRP:CZ3	2.57	0.40
1:Q:69:TRP:NE1	1:Q:108:ILE:HG23	2.37	0.40
1:Q:370:GLU:HG3	1:Q:384:TYR:HE2	1.86	0.40
1:S:302:ASN:HD21	1:S:438:PRO:HB3	1.86	0.40
3:W:40:PRO:HA	3:W:41:PRO:HD3	1.99	0.40
4:Z:13:ALA:HB3	4:Z:19:ILE:HD11	2.04	0.40

There are no symmetry-related clashes.

5.3 Torsion angles

5.3.1 Protein backbone

In the following table, the Percentiles column shows the percent Ramachandran outliers of the chain as a percentile score with respect to all PDB entries followed by that with respect to all EM entries.

The Analysed column shows the number of residues for which the backbone conformation was analysed, and the total number of residues.

Mol	Chain	Analysed	Favoured	Allowed	Outliers	Percentiles	
1	A	417/476 (88%)	404 (97%)	13 (3%)	0	100	100
1	C	417/476 (88%)	404 (97%)	13 (3%)	0	100	100
1	E	417/476 (88%)	404 (97%)	13 (3%)	0	100	100
1	O	417/476 (88%)	403 (97%)	14 (3%)	0	100	100
1	Q	417/476 (88%)	404 (97%)	13 (3%)	0	100	100
1	S	417/476 (88%)	404 (97%)	13 (3%)	0	100	100
2	B	118/156 (76%)	115 (98%)	3 (2%)	0	100	100
2	D	118/156 (76%)	117 (99%)	1 (1%)	0	100	100
2	F	118/156 (76%)	118 (100%)	0	0	100	100
2	P	118/156 (76%)	117 (99%)	1 (1%)	0	100	100
2	R	118/156 (76%)	115 (98%)	3 (2%)	0	100	100
2	T	118/156 (76%)	118 (100%)	0	0	100	100
3	H	215/458 (47%)	208 (97%)	7 (3%)	0	100	100
3	J	215/458 (47%)	208 (97%)	7 (3%)	0	100	100
3	M	215/458 (47%)	209 (97%)	6 (3%)	0	100	100
3	U	215/458 (47%)	208 (97%)	7 (3%)	0	100	100
3	W	215/458 (47%)	208 (97%)	7 (3%)	0	100	100
3	Y	215/458 (47%)	209 (97%)	6 (3%)	0	100	100
4	K	206/214 (96%)	196 (95%)	9 (4%)	1 (0%)	25	62
4	L	206/214 (96%)	196 (95%)	10 (5%)	0	100	100
4	N	206/214 (96%)	196 (95%)	10 (5%)	0	100	100
4	V	206/214 (96%)	196 (95%)	9 (4%)	1 (0%)	25	62

Continued on next page...

Continued from previous page...

Mol	Chain	Analysed	Favoured	Allowed	Outliers	Percentiles	
4	X	206/214 (96%)	196 (95%)	10 (5%)	0	100	100
4	Z	206/214 (96%)	196 (95%)	10 (5%)	0	100	100
All	All	5736/7824 (73%)	5549 (97%)	185 (3%)	2 (0%)	100	100

All (2) Ramachandran outliers are listed below:

Mol	Chain	Res	Type
4	K	95	PRO
4	V	95	PRO

5.3.2 Protein sidechains ⓘ

In the following table, the Percentiles column shows the percent sidechain outliers of the chain as a percentile score with respect to all PDB entries followed by that with respect to all EM entries.

The Analysed column shows the number of residues for which the sidechain conformation was analysed, and the total number of residues.

Mol	Chain	Analysed	Rotameric	Outliers	Percentiles	
1	A	386/424 (91%)	386 (100%)	0	100	100
1	C	386/424 (91%)	386 (100%)	0	100	100
1	E	386/424 (91%)	386 (100%)	0	100	100
1	O	386/424 (91%)	386 (100%)	0	100	100
1	Q	386/424 (91%)	386 (100%)	0	100	100
1	S	386/424 (91%)	386 (100%)	0	100	100
2	B	105/132 (80%)	105 (100%)	0	100	100
2	D	105/132 (80%)	105 (100%)	0	100	100
2	F	105/132 (80%)	105 (100%)	0	100	100
2	P	105/132 (80%)	105 (100%)	0	100	100
2	R	105/132 (80%)	105 (100%)	0	100	100
2	T	105/132 (80%)	105 (100%)	0	100	100
3	H	179/406 (44%)	177 (99%)	2 (1%)	70	79
3	J	179/406 (44%)	177 (99%)	2 (1%)	70	79
3	M	179/406 (44%)	177 (99%)	2 (1%)	70	79
3	U	179/406 (44%)	177 (99%)	2 (1%)	70	79

Continued on next page...

Continued from previous page...

Mol	Chain	Analysed	Rotameric	Outliers	Percentiles	
3	W	179/406 (44%)	177 (99%)	2 (1%)	70	79
3	Y	179/406 (44%)	177 (99%)	2 (1%)	70	79
4	K	175/185 (95%)	175 (100%)	0	100	100
4	L	175/185 (95%)	175 (100%)	0	100	100
4	N	175/185 (95%)	175 (100%)	0	100	100
4	V	175/185 (95%)	175 (100%)	0	100	100
4	X	175/185 (95%)	175 (100%)	0	100	100
4	Z	175/185 (95%)	175 (100%)	0	100	100
All	All	5070/6882 (74%)	5058 (100%)	12 (0%)	91	94

All (12) residues with a non-rotameric sidechain are listed below:

Mol	Chain	Res	Type
3	H	54	ASP
3	H	140	LEU
3	J	54	ASP
3	J	140	LEU
3	M	54	ASP
3	M	140	LEU
3	U	54	ASP
3	U	140	LEU
3	W	54	ASP
3	W	140	LEU
3	Y	54	ASP
3	Y	140	LEU

Sometimes sidechains can be flipped to improve hydrogen bonding and reduce clashes. All (80) such sidechains are listed below:

Mol	Chain	Res	Type
1	A	98	ASN
1	A	103	GLN
1	A	195	ASN
1	A	348	GLN
1	A	356	ASN
1	A	411	ASN
2	B	575	GLN
2	B	616	ASN
2	B	650	GLN

Continued on next page...

Continued from previous page...

Mol	Chain	Res	Type
2	B	651	ASN
1	C	98	ASN
1	C	103	GLN
1	C	195	ASN
1	C	348	GLN
1	C	356	ASN
1	C	411	ASN
2	D	543	ASN
2	D	625	ASN
2	D	630	GLN
2	D	653	GLN
1	E	98	ASN
1	E	103	GLN
1	E	195	ASN
1	E	348	GLN
1	E	356	ASN
1	E	411	ASN
1	E	425	ASN
2	F	616	ASN
2	F	652	GLN
3	H	1	GLN
3	H	39	GLN
3	J	1	GLN
3	J	39	GLN
4	K	38	GLN
4	K	155	GLN
4	L	38	GLN
4	L	155	GLN
3	M	1	GLN
3	M	39	GLN
4	N	38	GLN
4	N	155	GLN
1	O	98	ASN
1	O	103	GLN
1	O	195	ASN
1	O	348	GLN
1	O	356	ASN
1	O	411	ASN
2	P	543	ASN
2	P	625	ASN
2	P	653	GLN
1	Q	98	ASN

Continued on next page...

Continued from previous page...

Mol	Chain	Res	Type
1	Q	103	GLN
1	Q	195	ASN
1	Q	348	GLN
1	Q	356	ASN
1	Q	411	ASN
1	Q	425	ASN
2	R	575	GLN
2	R	616	ASN
2	R	651	ASN
1	S	98	ASN
1	S	103	GLN
1	S	195	ASN
1	S	348	GLN
1	S	356	ASN
1	S	411	ASN
2	T	616	ASN
2	T	652	GLN
3	U	1	GLN
3	U	39	GLN
4	V	38	GLN
4	V	155	GLN
3	W	1	GLN
3	W	39	GLN
4	X	38	GLN
4	X	155	GLN
3	Y	1	GLN
3	Y	39	GLN
4	Z	38	GLN
4	Z	155	GLN

5.3.3 RNA ⓘ

There are no RNA molecules in this entry.

5.4 Non-standard residues in protein, DNA, RNA chains ⓘ

There are no non-standard protein/DNA/RNA residues in this entry.

5.5 Carbohydrates ⓘ

132 monosaccharides are modelled in this entry.

In the following table, the Counts columns list the number of bonds (or angles) for which Mogul statistics could be retrieved, the number of bonds (or angles) that are observed in the model and the number of bonds (or angles) that are defined in the Chemical Component Dictionary. The Link column lists molecule types, if any, to which the group is linked. The Z score for a bond length (or angle) is the number of standard deviations the observed value is removed from the expected value. A bond length (or angle) with $|Z| > 2$ is considered an outlier worth inspection. RMSZ is the root-mean-square of all Z scores of the bond lengths (or angles).

Mol	Type	Chain	Res	Link	Bond lengths			Bond angles		
					Counts	RMSZ	$\# Z > 2$	Counts	RMSZ	$\# Z > 2$
7	NAG	0	1	7,1	14,14,15	0.30	0	17,19,21	0.52	0
7	NAG	0	2	7	14,14,15	0.21	0	17,19,21	0.51	0
7	NAG	1	1	7,1	14,14,15	0.84	1 (7%)	17,19,21	1.03	1 (5%)
7	NAG	1	2	7	14,14,15	0.34	0	17,19,21	0.42	0
6	NAG	2	1	1,6	14,14,15	0.44	0	17,19,21	0.56	0
6	NAG	2	2	6	14,14,15	0.37	0	17,19,21	1.03	1 (5%)
6	BMA	2	3	6	11,11,12	0.59	0	15,15,17	2.61	6 (40%)
6	MAN	2	4	6	11,11,12	0.53	0	15,15,17	1.47	2 (13%)
6	MAN	2	5	6	11,11,12	0.21	0	15,15,17	0.55	0
6	MAN	2	6	6	11,11,12	0.29	0	15,15,17	0.67	0
7	NAG	3	1	7,1	14,14,15	0.39	0	17,19,21	0.50	0
7	NAG	3	2	7	14,14,15	0.22	0	17,19,21	0.45	0
7	NAG	4	1	7,1	14,14,15	0.29	0	17,19,21	0.53	0
7	NAG	4	2	7	14,14,15	0.27	0	17,19,21	0.39	0
7	NAG	5	1	7,1	14,14,15	0.30	0	17,19,21	0.53	0
7	NAG	5	2	7	14,14,15	0.23	0	17,19,21	0.51	0
7	NAG	6	1	7,1	14,14,15	0.84	1 (7%)	17,19,21	1.03	1 (5%)
7	NAG	6	2	7	14,14,15	0.35	0	17,19,21	0.42	0
5	NAG	7	1	1,5	14,14,15	0.60	0	17,19,21	1.14	2 (11%)
5	NAG	7	2	5	14,14,15	0.44	0	17,19,21	0.66	0
5	BMA	7	3	5	11,11,12	0.34	0	15,15,17	1.45	2 (13%)
5	MAN	7	4	5	11,11,12	0.33	0	15,15,17	1.55	3 (20%)
5	NAG	7	5	5	14,14,15	0.39	0	17,19,21	1.22	1 (5%)
5	GAL	7	6	5	11,11,12	0.26	0	15,15,17	1.00	1 (6%)
5	MAN	7	7	5	11,11,12	0.32	0	15,15,17	1.55	3 (20%)
5	MAN	7	8	5	11,11,12	0.32	0	15,15,17	0.59	0
5	NAG	G	1	1,5	14,14,15	0.61	0	17,19,21	1.13	2 (11%)
5	NAG	G	2	5	14,14,15	0.46	0	17,19,21	0.66	0
5	BMA	G	3	5	11,11,12	0.36	0	15,15,17	1.46	2 (13%)
5	MAN	G	4	5	11,11,12	0.33	0	15,15,17	1.55	3 (20%)
5	NAG	G	5	5	14,14,15	0.38	0	17,19,21	1.22	1 (5%)
5	GAL	G	6	5	11,11,12	0.29	0	15,15,17	1.01	1 (6%)

Mol	Type	Chain	Res	Link	Bond lengths			Bond angles		
					Counts	RMSZ	# Z > 2	Counts	RMSZ	# Z > 2
5	MAN	G	7	5	11,11,12	0.33	0	15,15,17	1.55	3 (20%)
5	MAN	G	8	5	11,11,12	0.33	0	15,15,17	0.60	0
6	NAG	I	1	1,6	14,14,15	0.42	0	17,19,21	0.54	0
6	NAG	I	2	6	14,14,15	0.34	0	17,19,21	1.01	1 (5%)
6	BMA	I	3	6	11,11,12	0.58	0	15,15,17	2.60	6 (40%)
6	MAN	I	4	6	11,11,12	0.54	0	15,15,17	1.47	2 (13%)
6	MAN	I	5	6	11,11,12	0.21	0	15,15,17	0.54	0
6	MAN	I	6	6	11,11,12	0.30	0	15,15,17	0.66	0
7	NAG	a	1	7,1	14,14,15	0.36	0	17,19,21	0.49	0
7	NAG	a	2	7	14,14,15	0.19	0	17,19,21	0.45	0
7	NAG	b	1	7,1	14,14,15	0.29	0	17,19,21	0.53	0
7	NAG	b	2	7	14,14,15	0.29	0	17,19,21	0.39	0
7	NAG	c	1	7,1	14,14,15	0.31	0	17,19,21	0.53	0
7	NAG	c	2	7	14,14,15	0.21	0	17,19,21	0.50	0
7	NAG	d	1	7,1	14,14,15	0.84	1 (7%)	17,19,21	1.03	1 (5%)
7	NAG	d	2	7	14,14,15	0.34	0	17,19,21	0.42	0
5	NAG	e	1	1,5	14,14,15	0.59	0	17,19,21	1.15	2 (11%)
5	NAG	e	2	5	14,14,15	0.44	0	17,19,21	0.65	0
5	BMA	e	3	5	11,11,12	0.33	0	15,15,17	1.46	2 (13%)
5	MAN	e	4	5	11,11,12	0.33	0	15,15,17	1.55	3 (20%)
5	NAG	e	5	5	14,14,15	0.39	0	17,19,21	1.23	1 (5%)
5	GAL	e	6	5	11,11,12	0.29	0	15,15,17	1.01	1 (6%)
5	MAN	e	7	5	11,11,12	0.32	0	15,15,17	1.55	3 (20%)
5	MAN	e	8	5	11,11,12	0.31	0	15,15,17	0.58	0
6	NAG	f	1	1,6	14,14,15	0.43	0	17,19,21	0.56	0
6	NAG	f	2	6	14,14,15	0.35	0	17,19,21	1.02	1 (5%)
6	BMA	f	3	6	11,11,12	0.58	0	15,15,17	2.60	6 (40%)
6	MAN	f	4	6	11,11,12	0.52	0	15,15,17	1.47	2 (13%)
6	MAN	f	5	6	11,11,12	0.21	0	15,15,17	0.54	0
6	MAN	f	6	6	11,11,12	0.31	0	15,15,17	0.67	0
7	NAG	g	1	7,1	14,14,15	0.37	0	17,19,21	0.48	0
7	NAG	g	2	7	14,14,15	0.21	0	17,19,21	0.44	0
7	NAG	h	1	7,1	14,14,15	0.27	0	17,19,21	0.53	0
7	NAG	h	2	7	14,14,15	0.29	0	17,19,21	0.38	0
7	NAG	i	1	7,1	14,14,15	0.28	0	17,19,21	0.54	0
7	NAG	i	2	7	14,14,15	0.20	0	17,19,21	0.51	0
7	NAG	j	1	7,1	14,14,15	0.85	1 (7%)	17,19,21	1.04	1 (5%)
7	NAG	j	2	7	14,14,15	0.33	0	17,19,21	0.43	0
5	NAG	k	1	1,5	14,14,15	0.60	0	17,19,21	1.14	2 (11%)

Mol	Type	Chain	Res	Link	Bond lengths			Bond angles		
					Counts	RMSZ	# Z > 2	Counts	RMSZ	# Z > 2
5	NAG	k	2	5	14,14,15	0.44	0	17,19,21	0.67	0
5	BMA	k	3	5	11,11,12	0.34	0	15,15,17	1.46	2 (13%)
5	MAN	k	4	5	11,11,12	0.33	0	15,15,17	1.54	3 (20%)
5	NAG	k	5	5	14,14,15	0.37	0	17,19,21	1.22	1 (5%)
5	GAL	k	6	5	11,11,12	0.27	0	15,15,17	1.01	1 (6%)
5	MAN	k	7	5	11,11,12	0.33	0	15,15,17	1.55	3 (20%)
5	MAN	k	8	5	11,11,12	0.32	0	15,15,17	0.59	0
6	NAG	l	1	1,6	14,14,15	0.44	0	17,19,21	0.56	0
6	NAG	l	2	6	14,14,15	0.36	0	17,19,21	1.03	1 (5%)
6	BMA	l	3	6	11,11,12	0.60	0	15,15,17	2.61	6 (40%)
6	MAN	l	4	6	11,11,12	0.53	0	15,15,17	1.47	2 (13%)
6	MAN	l	5	6	11,11,12	0.20	0	15,15,17	0.54	0
6	MAN	l	6	6	11,11,12	0.30	0	15,15,17	0.68	0
7	NAG	m	1	7,1	14,14,15	0.38	0	17,19,21	0.49	0
7	NAG	m	2	7	14,14,15	0.21	0	17,19,21	0.45	0
7	NAG	n	1	7,1	14,14,15	0.29	0	17,19,21	0.53	0
7	NAG	n	2	7	14,14,15	0.28	0	17,19,21	0.39	0
7	NAG	o	1	7,1	14,14,15	0.30	0	17,19,21	0.54	0
7	NAG	o	2	7	14,14,15	0.23	0	17,19,21	0.51	0
7	NAG	p	1	7,1	14,14,15	0.84	1 (7%)	17,19,21	1.03	1 (5%)
7	NAG	p	2	7	14,14,15	0.33	0	17,19,21	0.42	0
5	NAG	q	1	1,5	14,14,15	0.59	0	17,19,21	1.14	2 (11%)
5	NAG	q	2	5	14,14,15	0.45	0	17,19,21	0.66	0
5	BMA	q	3	5	11,11,12	0.34	0	15,15,17	1.46	2 (13%)
5	MAN	q	4	5	11,11,12	0.33	0	15,15,17	1.55	3 (20%)
5	NAG	q	5	5	14,14,15	0.40	0	17,19,21	1.23	1 (5%)
5	GAL	q	6	5	11,11,12	0.29	0	15,15,17	1.01	1 (6%)
5	MAN	q	7	5	11,11,12	0.32	0	15,15,17	1.56	3 (20%)
5	MAN	q	8	5	11,11,12	0.31	0	15,15,17	0.58	0
6	NAG	r	1	1,6	14,14,15	0.42	0	17,19,21	0.55	0
6	NAG	r	2	6	14,14,15	0.36	0	17,19,21	1.02	1 (5%)
6	BMA	r	3	6	11,11,12	0.58	0	15,15,17	2.60	6 (40%)
6	MAN	r	4	6	11,11,12	0.51	0	15,15,17	1.48	2 (13%)
6	MAN	r	5	6	11,11,12	0.21	0	15,15,17	0.54	0
6	MAN	r	6	6	11,11,12	0.31	0	15,15,17	0.68	0
7	NAG	s	1	7,1	14,14,15	0.39	0	17,19,21	0.49	0
7	NAG	s	2	7	14,14,15	0.21	0	17,19,21	0.44	0
7	NAG	t	1	7,1	14,14,15	0.28	0	17,19,21	0.53	0
7	NAG	t	2	7	14,14,15	0.29	0	17,19,21	0.38	0

Mol	Type	Chain	Res	Link	Bond lengths			Bond angles		
					Counts	RMSZ	# Z > 2	Counts	RMSZ	# Z > 2
7	NAG	u	1	7,1	14,14,15	0.29	0	17,19,21	0.53	0
7	NAG	u	2	7	14,14,15	0.21	0	17,19,21	0.51	0
7	NAG	v	1	7,1	14,14,15	0.86	1 (7%)	17,19,21	1.04	1 (5%)
7	NAG	v	2	7	14,14,15	0.32	0	17,19,21	0.43	0
5	NAG	w	1	1,5	14,14,15	0.61	0	17,19,21	1.13	2 (11%)
5	NAG	w	2	5	14,14,15	0.44	0	17,19,21	0.66	0
5	BMA	w	3	5	11,11,12	0.35	0	15,15,17	1.47	2 (13%)
5	MAN	w	4	5	11,11,12	0.32	0	15,15,17	1.56	3 (20%)
5	NAG	w	5	5	14,14,15	0.38	0	17,19,21	1.22	1 (5%)
5	GAL	w	6	5	11,11,12	0.28	0	15,15,17	1.00	1 (6%)
5	MAN	w	7	5	11,11,12	0.33	0	15,15,17	1.54	3 (20%)
5	MAN	w	8	5	11,11,12	0.33	0	15,15,17	0.60	0
6	NAG	x	1	1,6	14,14,15	0.43	0	17,19,21	0.54	0
6	NAG	x	2	6	14,14,15	0.35	0	17,19,21	1.02	1 (5%)
6	BMA	x	3	6	11,11,12	0.59	0	15,15,17	2.59	6 (40%)
6	MAN	x	4	6	11,11,12	0.54	0	15,15,17	1.48	2 (13%)
6	MAN	x	5	6	11,11,12	0.20	0	15,15,17	0.54	0
6	MAN	x	6	6	11,11,12	0.30	0	15,15,17	0.67	0
7	NAG	y	1	7,1	14,14,15	0.36	0	17,19,21	0.49	0
7	NAG	y	2	7	14,14,15	0.20	0	17,19,21	0.45	0
7	NAG	z	1	7,1	14,14,15	0.29	0	17,19,21	0.52	0
7	NAG	z	2	7	14,14,15	0.30	0	17,19,21	0.39	0

In the following table, the Chirals column lists the number of chiral outliers, the number of chiral centers analysed, the number of these observed in the model and the number defined in the Chemical Component Dictionary. Similar counts are reported in the Torsion and Rings columns. '-' means no outliers of that kind were identified.

Mol	Type	Chain	Res	Link	Chirals	Torsions	Rings
7	NAG	0	1	7,1	-	2/6/23/26	0/1/1/1
7	NAG	0	2	7	-	1/6/23/26	0/1/1/1
7	NAG	1	1	7,1	-	1/6/23/26	0/1/1/1
7	NAG	1	2	7	-	4/6/23/26	0/1/1/1
6	NAG	2	1	1,6	-	2/6/23/26	0/1/1/1
6	NAG	2	2	6	-	0/6/23/26	0/1/1/1
6	BMA	2	3	6	-	2/2/19/22	0/1/1/1
6	MAN	2	4	6	-	0/2/19/22	0/1/1/1
6	MAN	2	5	6	-	0/2/19/22	0/1/1/1
6	MAN	2	6	6	-	0/2/19/22	0/1/1/1

Continued on next page...

Continued from previous page...

Mol	Type	Chain	Res	Link	Chirals	Torsions	Rings
7	NAG	3	1	7,1	-	2/6/23/26	0/1/1/1
7	NAG	3	2	7	-	2/6/23/26	0/1/1/1
7	NAG	4	1	7,1	-	0/6/23/26	0/1/1/1
7	NAG	4	2	7	-	0/6/23/26	0/1/1/1
7	NAG	5	1	7,1	-	2/6/23/26	0/1/1/1
7	NAG	5	2	7	-	1/6/23/26	0/1/1/1
7	NAG	6	1	7,1	-	1/6/23/26	0/1/1/1
7	NAG	6	2	7	-	4/6/23/26	0/1/1/1
5	NAG	7	1	1,5	-	0/6/23/26	0/1/1/1
5	NAG	7	2	5	-	1/6/23/26	0/1/1/1
5	BMA	7	3	5	-	0/2/19/22	0/1/1/1
5	MAN	7	4	5	-	1/2/19/22	0/1/1/1
5	NAG	7	5	5	-	2/6/23/26	0/1/1/1
5	GAL	7	6	5	-	1/2/19/22	0/1/1/1
5	MAN	7	7	5	-	0/2/19/22	0/1/1/1
5	MAN	7	8	5	-	0/2/19/22	0/1/1/1
5	NAG	G	1	1,5	-	0/6/23/26	0/1/1/1
5	NAG	G	2	5	-	1/6/23/26	0/1/1/1
5	BMA	G	3	5	-	0/2/19/22	0/1/1/1
5	MAN	G	4	5	-	1/2/19/22	0/1/1/1
5	NAG	G	5	5	-	2/6/23/26	0/1/1/1
5	GAL	G	6	5	-	1/2/19/22	0/1/1/1
5	MAN	G	7	5	-	0/2/19/22	0/1/1/1
5	MAN	G	8	5	-	0/2/19/22	0/1/1/1
6	NAG	I	1	1,6	-	2/6/23/26	0/1/1/1
6	NAG	I	2	6	-	0/6/23/26	0/1/1/1
6	BMA	I	3	6	-	2/2/19/22	0/1/1/1
6	MAN	I	4	6	-	0/2/19/22	0/1/1/1
6	MAN	I	5	6	-	0/2/19/22	0/1/1/1
6	MAN	I	6	6	-	0/2/19/22	0/1/1/1
7	NAG	a	1	7,1	-	2/6/23/26	0/1/1/1
7	NAG	a	2	7	-	2/6/23/26	0/1/1/1
7	NAG	b	1	7,1	-	0/6/23/26	0/1/1/1
7	NAG	b	2	7	-	0/6/23/26	0/1/1/1
7	NAG	c	1	7,1	-	2/6/23/26	0/1/1/1
7	NAG	c	2	7	-	1/6/23/26	0/1/1/1
7	NAG	d	1	7,1	-	1/6/23/26	0/1/1/1
7	NAG	d	2	7	-	4/6/23/26	0/1/1/1
5	NAG	e	1	1,5	-	0/6/23/26	0/1/1/1

Continued on next page...

Continued from previous page...

Mol	Type	Chain	Res	Link	Chirals	Torsions	Rings
5	NAG	e	2	5	-	1/6/23/26	0/1/1/1
5	BMA	e	3	5	-	0/2/19/22	0/1/1/1
5	MAN	e	4	5	-	1/2/19/22	0/1/1/1
5	NAG	e	5	5	-	2/6/23/26	0/1/1/1
5	GAL	e	6	5	-	1/2/19/22	0/1/1/1
5	MAN	e	7	5	-	0/2/19/22	0/1/1/1
5	MAN	e	8	5	-	0/2/19/22	0/1/1/1
6	NAG	f	1	1,6	-	2/6/23/26	0/1/1/1
6	NAG	f	2	6	-	0/6/23/26	0/1/1/1
6	BMA	f	3	6	-	2/2/19/22	0/1/1/1
6	MAN	f	4	6	-	0/2/19/22	0/1/1/1
6	MAN	f	5	6	-	0/2/19/22	0/1/1/1
6	MAN	f	6	6	-	0/2/19/22	0/1/1/1
7	NAG	g	1	7,1	-	2/6/23/26	0/1/1/1
7	NAG	g	2	7	-	2/6/23/26	0/1/1/1
7	NAG	h	1	7,1	-	0/6/23/26	0/1/1/1
7	NAG	h	2	7	-	0/6/23/26	0/1/1/1
7	NAG	i	1	7,1	-	2/6/23/26	0/1/1/1
7	NAG	i	2	7	-	1/6/23/26	0/1/1/1
7	NAG	j	1	7,1	-	1/6/23/26	0/1/1/1
7	NAG	j	2	7	-	4/6/23/26	0/1/1/1
5	NAG	k	1	1,5	-	0/6/23/26	0/1/1/1
5	NAG	k	2	5	-	1/6/23/26	0/1/1/1
5	BMA	k	3	5	-	0/2/19/22	0/1/1/1
5	MAN	k	4	5	-	1/2/19/22	0/1/1/1
5	NAG	k	5	5	-	2/6/23/26	0/1/1/1
5	GAL	k	6	5	-	1/2/19/22	0/1/1/1
5	MAN	k	7	5	-	0/2/19/22	0/1/1/1
5	MAN	k	8	5	-	0/2/19/22	0/1/1/1
6	NAG	l	1	1,6	-	2/6/23/26	0/1/1/1
6	NAG	l	2	6	-	0/6/23/26	0/1/1/1
6	BMA	l	3	6	-	2/2/19/22	0/1/1/1
6	MAN	l	4	6	-	0/2/19/22	0/1/1/1
6	MAN	l	5	6	-	0/2/19/22	0/1/1/1
6	MAN	l	6	6	-	0/2/19/22	0/1/1/1
7	NAG	m	1	7,1	-	2/6/23/26	0/1/1/1
7	NAG	m	2	7	-	2/6/23/26	0/1/1/1
7	NAG	n	1	7,1	-	0/6/23/26	0/1/1/1
7	NAG	n	2	7	-	0/6/23/26	0/1/1/1

Continued on next page...

Continued from previous page...

Mol	Type	Chain	Res	Link	Chirals	Torsions	Rings
7	NAG	o	1	7,1	-	2/6/23/26	0/1/1/1
7	NAG	o	2	7	-	1/6/23/26	0/1/1/1
7	NAG	p	1	7,1	-	1/6/23/26	0/1/1/1
7	NAG	p	2	7	-	4/6/23/26	0/1/1/1
5	NAG	q	1	1,5	-	0/6/23/26	0/1/1/1
5	NAG	q	2	5	-	1/6/23/26	0/1/1/1
5	BMA	q	3	5	-	0/2/19/22	0/1/1/1
5	MAN	q	4	5	-	1/2/19/22	0/1/1/1
5	NAG	q	5	5	-	2/6/23/26	0/1/1/1
5	GAL	q	6	5	-	1/2/19/22	0/1/1/1
5	MAN	q	7	5	-	0/2/19/22	0/1/1/1
5	MAN	q	8	5	-	0/2/19/22	0/1/1/1
6	NAG	r	1	1,6	-	2/6/23/26	0/1/1/1
6	NAG	r	2	6	-	0/6/23/26	0/1/1/1
6	BMA	r	3	6	-	2/2/19/22	0/1/1/1
6	MAN	r	4	6	-	0/2/19/22	0/1/1/1
6	MAN	r	5	6	-	0/2/19/22	0/1/1/1
6	MAN	r	6	6	-	0/2/19/22	0/1/1/1
7	NAG	s	1	7,1	-	2/6/23/26	0/1/1/1
7	NAG	s	2	7	-	2/6/23/26	0/1/1/1
7	NAG	t	1	7,1	-	0/6/23/26	0/1/1/1
7	NAG	t	2	7	-	0/6/23/26	0/1/1/1
7	NAG	u	1	7,1	-	2/6/23/26	0/1/1/1
7	NAG	u	2	7	-	1/6/23/26	0/1/1/1
7	NAG	v	1	7,1	-	1/6/23/26	0/1/1/1
7	NAG	v	2	7	-	4/6/23/26	0/1/1/1
5	NAG	w	1	1,5	-	0/6/23/26	0/1/1/1
5	NAG	w	2	5	-	1/6/23/26	0/1/1/1
5	BMA	w	3	5	-	0/2/19/22	0/1/1/1
5	MAN	w	4	5	-	1/2/19/22	0/1/1/1
5	NAG	w	5	5	-	2/6/23/26	0/1/1/1
5	GAL	w	6	5	-	1/2/19/22	0/1/1/1
5	MAN	w	7	5	-	0/2/19/22	0/1/1/1
5	MAN	w	8	5	-	0/2/19/22	0/1/1/1
6	NAG	x	1	1,6	-	2/6/23/26	0/1/1/1
6	NAG	x	2	6	-	0/6/23/26	0/1/1/1
6	BMA	x	3	6	-	2/2/19/22	0/1/1/1
6	MAN	x	4	6	-	0/2/19/22	0/1/1/1
6	MAN	x	5	6	-	0/2/19/22	0/1/1/1

Continued on next page...

Continued from previous page...

Mol	Type	Chain	Res	Link	Chirals	Torsions	Rings
6	MAN	x	6	6	-	0/2/19/22	0/1/1/1
7	NAG	y	1	7,1	-	2/6/23/26	0/1/1/1
7	NAG	y	2	7	-	2/6/23/26	0/1/1/1
7	NAG	z	1	7,1	-	0/6/23/26	0/1/1/1
7	NAG	z	2	7	-	0/6/23/26	0/1/1/1

All (6) bond length outliers are listed below:

Mol	Chain	Res	Type	Atoms	Z	Observed(Å)	Ideal(Å)
7	v	1	NAG	O5-C1	-3.12	1.38	1.43
7	j	1	NAG	O5-C1	-3.08	1.38	1.43
7	6	1	NAG	O5-C1	-3.07	1.38	1.43
7	d	1	NAG	O5-C1	-3.07	1.38	1.43
7	1	1	NAG	O5-C1	-3.07	1.38	1.43
7	p	1	NAG	O5-C1	-3.05	1.38	1.43

All (132) bond angle outliers are listed below:

Mol	Chain	Res	Type	Atoms	Z	Observed(°)	Ideal(°)
6	l	3	BMA	C1-C2-C3	-6.51	100.17	109.64
6	I	3	BMA	C1-C2-C3	-6.50	100.17	109.64
6	f	3	BMA	C1-C2-C3	-6.50	100.18	109.64
6	2	3	BMA	C1-C2-C3	-6.50	100.18	109.64
6	r	3	BMA	C1-C2-C3	-6.48	100.21	109.64
6	x	3	BMA	C1-C2-C3	-6.47	100.22	109.64
5	w	3	BMA	O3-C3-C2	-4.21	101.47	110.05
5	G	3	BMA	O3-C3-C2	-4.19	101.50	110.05
5	k	3	BMA	O3-C3-C2	-4.19	101.51	110.05
5	7	3	BMA	O3-C3-C2	-4.18	101.52	110.05
5	q	3	BMA	O3-C3-C2	-4.18	101.53	110.05
5	e	3	BMA	O3-C3-C2	-4.17	101.55	110.05
5	7	5	NAG	C1-O5-C5	4.12	117.71	112.19
5	e	5	NAG	C1-O5-C5	4.12	117.70	112.19
5	q	5	NAG	C1-O5-C5	4.11	117.69	112.19
5	k	5	NAG	C1-O5-C5	4.10	117.68	112.19
5	w	5	NAG	C1-O5-C5	4.09	117.67	112.19
5	G	5	NAG	C1-O5-C5	4.08	117.66	112.19
6	l	3	BMA	C3-C4-C5	-4.03	102.92	110.23
6	2	3	BMA	C3-C4-C5	-4.03	102.92	110.23
6	I	3	BMA	C3-C4-C5	-4.02	102.94	110.23
6	f	3	BMA	C3-C4-C5	-4.00	102.97	110.23
6	r	3	BMA	C3-C4-C5	-4.00	102.97	110.23

Continued on next page...

Continued from previous page...

Mol	Chain	Res	Type	Atoms	Z	Observed(°)	Ideal(°)
6	x	3	BMA	C3-C4-C5	-4.00	102.97	110.23
5	e	7	MAN	C6-C5-C4	-3.70	103.92	113.02
5	7	7	MAN	C6-C5-C4	-3.69	103.96	113.02
5	q	7	MAN	C6-C5-C4	-3.68	103.97	113.02
5	G	7	MAN	C6-C5-C4	-3.68	103.98	113.02
5	k	7	MAN	C6-C5-C4	-3.67	104.01	113.02
5	w	7	MAN	C6-C5-C4	-3.67	104.01	113.02
6	r	4	MAN	O3-C3-C2	3.59	117.38	110.05
6	x	3	BMA	O3-C3-C4	3.59	118.84	110.38
6	I	3	BMA	O3-C3-C4	3.58	118.83	110.38
6	r	3	BMA	O3-C3-C4	3.58	118.83	110.38
6	f	3	BMA	O3-C3-C4	3.58	118.82	110.38
6	l	3	BMA	O3-C3-C4	3.57	118.80	110.38
6	2	3	BMA	O3-C3-C4	3.57	118.80	110.38
6	f	4	MAN	O3-C3-C2	3.57	117.34	110.05
6	l	4	MAN	O3-C3-C2	3.57	117.34	110.05
6	2	4	MAN	O3-C3-C2	3.57	117.34	110.05
6	x	4	MAN	O3-C3-C2	3.55	117.30	110.05
6	I	4	MAN	O3-C3-C2	3.55	117.29	110.05
5	w	7	MAN	O2-C2-C3	-3.23	103.46	110.15
5	k	7	MAN	O2-C2-C3	-3.23	103.47	110.15
5	q	7	MAN	O2-C2-C3	-3.23	103.47	110.15
5	7	7	MAN	O2-C2-C3	-3.22	103.48	110.15
5	G	7	MAN	O2-C2-C3	-3.22	103.48	110.15
5	e	7	MAN	O2-C2-C3	-3.21	103.50	110.15
5	G	4	MAN	O3-C3-C4	-3.12	103.02	110.38
5	w	4	MAN	O3-C3-C4	-3.12	103.02	110.38
5	k	4	MAN	O3-C3-C4	-3.10	103.06	110.38
5	q	4	MAN	O3-C3-C4	-3.09	103.10	110.38
5	7	4	MAN	O3-C3-C4	-3.08	103.11	110.38
5	e	4	MAN	O3-C3-C4	-3.07	103.13	110.38
5	7	4	MAN	C1-O5-C5	3.05	116.28	112.19
5	w	4	MAN	C1-O5-C5	3.02	116.24	112.19
6	l	2	NAG	C1-O5-C5	3.02	116.24	112.19
6	2	2	NAG	C1-O5-C5	3.02	116.24	112.19
5	e	4	MAN	C1-O5-C5	3.01	116.22	112.19
5	q	4	MAN	C1-O5-C5	3.01	116.22	112.19
5	G	4	MAN	C1-O5-C5	3.00	116.21	112.19
5	k	4	MAN	C1-O5-C5	2.99	116.19	112.19
6	x	2	NAG	C1-O5-C5	2.97	116.17	112.19
6	f	2	NAG	C1-O5-C5	2.96	116.16	112.19
6	r	2	NAG	C1-O5-C5	2.96	116.15	112.19

Continued on next page...

Continued from previous page...

Mol	Chain	Res	Type	Atoms	Z	Observed(°)	Ideal(°)
6	I	2	NAG	C1-O5-C5	2.95	116.15	112.19
5	e	1	NAG	C1-O5-C5	2.91	116.08	112.19
5	7	1	NAG	C1-O5-C5	2.88	116.05	112.19
6	2	3	BMA	C1-O5-C5	-2.88	108.33	112.19
5	G	6	GAL	C1-O5-C5	2.87	116.04	112.19
5	k	6	GAL	C1-O5-C5	2.87	116.04	112.19
6	l	3	BMA	C1-O5-C5	-2.87	108.34	112.19
5	e	6	GAL	C1-O5-C5	2.86	116.02	112.19
5	q	6	GAL	C1-O5-C5	2.86	116.02	112.19
5	q	1	NAG	C1-O5-C5	2.86	116.02	112.19
6	f	3	BMA	C1-O5-C5	-2.86	108.36	112.19
5	7	6	GAL	C1-O5-C5	2.85	116.01	112.19
5	w	1	NAG	C1-O5-C5	2.84	116.00	112.19
5	k	1	NAG	C1-O5-C5	2.83	115.98	112.19
5	w	6	GAL	C1-O5-C5	2.82	115.97	112.19
5	G	1	NAG	C1-O5-C5	2.82	115.96	112.19
6	r	3	BMA	C1-O5-C5	-2.79	108.44	112.19
6	x	3	BMA	C1-O5-C5	-2.75	108.50	112.19
6	I	3	BMA	C1-O5-C5	-2.74	108.51	112.19
6	r	3	BMA	O5-C5-C4	-2.59	104.53	110.83
6	I	3	BMA	O5-C5-C4	-2.59	104.53	110.83
6	x	3	BMA	O5-C5-C4	-2.59	104.53	110.83
6	f	3	BMA	O5-C5-C4	-2.58	104.54	110.83
6	l	3	BMA	O5-C5-C4	-2.58	104.55	110.83
6	2	3	BMA	O5-C5-C4	-2.58	104.56	110.83
7	6	1	NAG	O4-C4-C3	-2.55	104.37	110.38
6	x	4	MAN	O2-C2-C3	2.55	115.42	110.15
7	p	1	NAG	O4-C4-C3	-2.54	104.38	110.38
7	1	1	NAG	O4-C4-C3	-2.54	104.38	110.38
6	r	4	MAN	O2-C2-C3	2.53	115.40	110.15
7	j	1	NAG	O4-C4-C3	-2.53	104.42	110.38
7	v	1	NAG	O4-C4-C3	-2.53	104.42	110.38
7	d	1	NAG	O4-C4-C3	-2.53	104.42	110.38
6	f	4	MAN	O2-C2-C3	2.52	115.38	110.15
6	I	4	MAN	O2-C2-C3	2.52	115.37	110.15
6	2	4	MAN	O2-C2-C3	2.48	115.28	110.15
6	l	4	MAN	O2-C2-C3	2.47	115.28	110.15
5	7	7	MAN	C1-O5-C5	2.34	115.33	112.19
5	k	7	MAN	C1-O5-C5	2.32	115.29	112.19
5	q	7	MAN	C1-O5-C5	2.31	115.29	112.19
5	G	7	MAN	C1-O5-C5	2.30	115.27	112.19
5	w	7	MAN	C1-O5-C5	2.28	115.24	112.19

Continued on next page...

Continued from previous page...

Mol	Chain	Res	Type	Atoms	Z	Observed(°)	Ideal(°)
5	e	7	MAN	C1-O5-C5	2.25	115.20	112.19
5	q	4	MAN	C6-C5-C4	-2.21	107.59	113.02
5	w	4	MAN	C6-C5-C4	-2.21	107.60	113.02
5	G	3	BMA	C1-O5-C5	2.21	115.14	112.19
5	G	4	MAN	C6-C5-C4	-2.20	107.61	113.02
5	e	4	MAN	C6-C5-C4	-2.20	107.62	113.02
5	k	4	MAN	C6-C5-C4	-2.19	107.64	113.02
5	7	4	MAN	C6-C5-C4	-2.18	107.67	113.02
5	w	3	BMA	C1-O5-C5	2.16	115.08	112.19
5	k	3	BMA	C1-O5-C5	2.16	115.08	112.19
5	q	3	BMA	C1-O5-C5	2.14	115.06	112.19
5	e	3	BMA	C1-O5-C5	2.13	115.04	112.19
5	q	1	NAG	O4-C4-C3	-2.13	105.36	110.38
5	e	1	NAG	O4-C4-C3	-2.13	105.36	110.38
5	7	3	BMA	C1-O5-C5	2.13	115.04	112.19
5	7	1	NAG	O4-C4-C3	-2.12	105.37	110.38
5	k	1	NAG	O4-C4-C3	-2.11	105.40	110.38
5	G	1	NAG	O4-C4-C3	-2.09	105.45	110.38
6	l	3	BMA	O6-C6-C5	-2.08	104.25	111.33
6	2	3	BMA	O6-C6-C5	-2.08	104.26	111.33
6	f	3	BMA	O6-C6-C5	-2.07	104.28	111.33
6	r	3	BMA	O6-C6-C5	-2.07	104.28	111.33
5	w	1	NAG	O4-C4-C3	-2.07	105.50	110.38
6	x	3	BMA	O6-C6-C5	-2.07	104.30	111.33
6	I	3	BMA	O6-C6-C5	-2.05	104.35	111.33

There are no chirality outliers.

All (126) torsion outliers are listed below:

Mol	Chain	Res	Type	Atoms
5	G	5	NAG	C8-C7-N2-C2
5	e	5	NAG	C8-C7-N2-C2
5	k	5	NAG	C8-C7-N2-C2
5	q	5	NAG	C8-C7-N2-C2
5	w	5	NAG	C8-C7-N2-C2
5	7	5	NAG	C8-C7-N2-C2
7	d	2	NAG	O5-C5-C6-O6
7	j	2	NAG	O5-C5-C6-O6
7	p	2	NAG	O5-C5-C6-O6
7	v	2	NAG	O5-C5-C6-O6
7	1	2	NAG	O5-C5-C6-O6
7	6	2	NAG	O5-C5-C6-O6

Continued on next page...

Continued from previous page...

Mol	Chain	Res	Type	Atoms
5	G	5	NAG	O7-C7-N2-C2
5	e	5	NAG	O7-C7-N2-C2
5	k	5	NAG	O7-C7-N2-C2
5	q	5	NAG	O7-C7-N2-C2
5	w	5	NAG	O7-C7-N2-C2
5	7	5	NAG	O7-C7-N2-C2
7	d	2	NAG	C4-C5-C6-O6
7	j	2	NAG	C4-C5-C6-O6
7	p	2	NAG	C4-C5-C6-O6
7	v	2	NAG	C4-C5-C6-O6
7	l	2	NAG	C4-C5-C6-O6
7	6	2	NAG	C4-C5-C6-O6
7	a	1	NAG	C8-C7-N2-C2
7	a	1	NAG	O7-C7-N2-C2
7	a	2	NAG	C8-C7-N2-C2
7	a	2	NAG	O7-C7-N2-C2
7	c	1	NAG	C8-C7-N2-C2
7	c	1	NAG	O7-C7-N2-C2
7	d	2	NAG	C8-C7-N2-C2
7	d	2	NAG	O7-C7-N2-C2
7	g	1	NAG	C8-C7-N2-C2
7	g	1	NAG	O7-C7-N2-C2
7	g	2	NAG	C8-C7-N2-C2
7	g	2	NAG	O7-C7-N2-C2
7	i	1	NAG	C8-C7-N2-C2
7	i	1	NAG	O7-C7-N2-C2
7	j	2	NAG	C8-C7-N2-C2
7	j	2	NAG	O7-C7-N2-C2
7	m	1	NAG	C8-C7-N2-C2
7	m	1	NAG	O7-C7-N2-C2
7	m	2	NAG	C8-C7-N2-C2
7	m	2	NAG	O7-C7-N2-C2
7	o	1	NAG	C8-C7-N2-C2
7	o	1	NAG	O7-C7-N2-C2
7	p	2	NAG	C8-C7-N2-C2
7	p	2	NAG	O7-C7-N2-C2
7	s	1	NAG	C8-C7-N2-C2
7	s	1	NAG	O7-C7-N2-C2
7	s	2	NAG	C8-C7-N2-C2
7	s	2	NAG	O7-C7-N2-C2
7	u	1	NAG	C8-C7-N2-C2
7	u	1	NAG	O7-C7-N2-C2

Continued on next page...

Continued from previous page...

Mol	Chain	Res	Type	Atoms
7	v	2	NAG	C8-C7-N2-C2
7	v	2	NAG	O7-C7-N2-C2
7	y	1	NAG	C8-C7-N2-C2
7	y	1	NAG	O7-C7-N2-C2
7	y	2	NAG	C8-C7-N2-C2
7	y	2	NAG	O7-C7-N2-C2
7	0	1	NAG	C8-C7-N2-C2
7	0	1	NAG	O7-C7-N2-C2
7	1	2	NAG	C8-C7-N2-C2
7	1	2	NAG	O7-C7-N2-C2
7	3	1	NAG	C8-C7-N2-C2
7	3	1	NAG	O7-C7-N2-C2
7	3	2	NAG	C8-C7-N2-C2
7	3	2	NAG	O7-C7-N2-C2
7	5	1	NAG	C8-C7-N2-C2
7	5	1	NAG	O7-C7-N2-C2
7	6	2	NAG	C8-C7-N2-C2
7	6	2	NAG	O7-C7-N2-C2
5	G	6	GAL	O5-C5-C6-O6
5	e	6	GAL	O5-C5-C6-O6
5	k	6	GAL	O5-C5-C6-O6
5	q	6	GAL	O5-C5-C6-O6
5	w	6	GAL	O5-C5-C6-O6
5	7	6	GAL	O5-C5-C6-O6
5	G	4	MAN	O5-C5-C6-O6
5	e	4	MAN	O5-C5-C6-O6
5	k	4	MAN	O5-C5-C6-O6
5	q	4	MAN	O5-C5-C6-O6
5	w	4	MAN	O5-C5-C6-O6
5	7	4	MAN	O5-C5-C6-O6
6	I	3	BMA	O5-C5-C6-O6
6	f	3	BMA	O5-C5-C6-O6
6	l	3	BMA	O5-C5-C6-O6
6	r	3	BMA	O5-C5-C6-O6
6	x	3	BMA	O5-C5-C6-O6
6	2	3	BMA	O5-C5-C6-O6
6	f	3	BMA	C4-C5-C6-O6
6	l	3	BMA	C4-C5-C6-O6
6	r	3	BMA	C4-C5-C6-O6
6	I	3	BMA	C4-C5-C6-O6
6	x	3	BMA	C4-C5-C6-O6
6	2	3	BMA	C4-C5-C6-O6

Continued on next page...

Continued from previous page...

Mol	Chain	Res	Type	Atoms
6	I	1	NAG	C8-C7-N2-C2
6	f	1	NAG	C8-C7-N2-C2
6	l	1	NAG	C8-C7-N2-C2
6	r	1	NAG	C8-C7-N2-C2
6	x	1	NAG	C8-C7-N2-C2
6	2	1	NAG	C8-C7-N2-C2
7	d	1	NAG	C3-C2-N2-C7
7	j	1	NAG	C3-C2-N2-C7
7	p	1	NAG	C3-C2-N2-C7
7	v	1	NAG	C3-C2-N2-C7
7	1	1	NAG	C3-C2-N2-C7
7	6	1	NAG	C3-C2-N2-C7
6	f	1	NAG	O7-C7-N2-C2
6	l	1	NAG	O7-C7-N2-C2
6	r	1	NAG	O7-C7-N2-C2
6	2	1	NAG	O7-C7-N2-C2
6	x	1	NAG	O7-C7-N2-C2
6	I	1	NAG	O7-C7-N2-C2
5	G	2	NAG	C1-C2-N2-C7
5	e	2	NAG	C1-C2-N2-C7
5	k	2	NAG	C1-C2-N2-C7
5	q	2	NAG	C1-C2-N2-C7
5	w	2	NAG	C1-C2-N2-C7
5	7	2	NAG	C1-C2-N2-C7
7	u	2	NAG	C4-C5-C6-O6
7	c	2	NAG	C4-C5-C6-O6
7	i	2	NAG	C4-C5-C6-O6
7	5	2	NAG	C4-C5-C6-O6
7	0	2	NAG	C4-C5-C6-O6
7	o	2	NAG	C4-C5-C6-O6

There are no ring outliers.

24 monomers are involved in 30 short contacts:

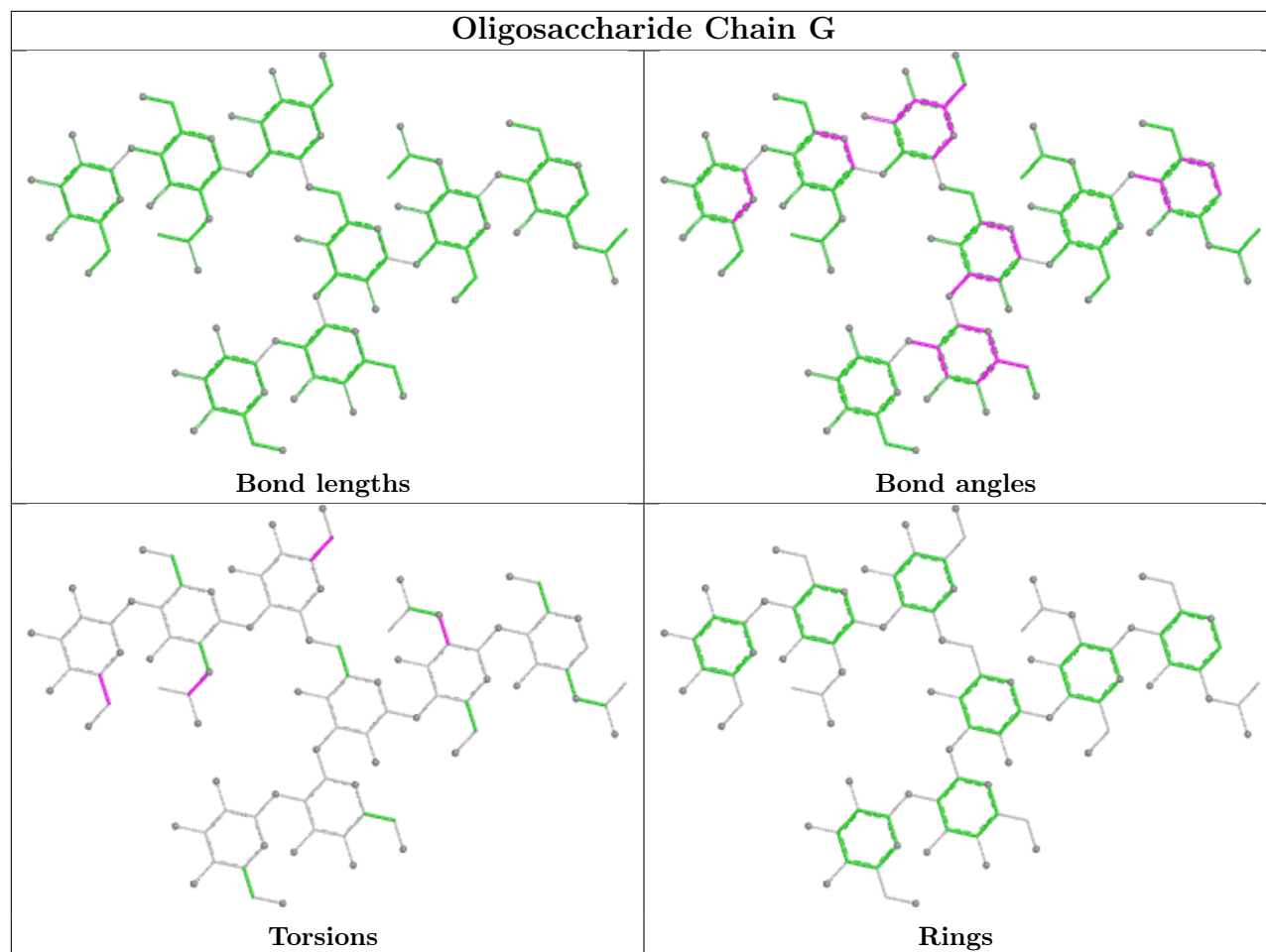
Mol	Chain	Res	Type	Clashes	Symm-Clashes
7	j	2	NAG	1	0
5	k	7	MAN	2	0
7	1	2	NAG	1	0
5	G	3	BMA	1	0
7	p	2	NAG	1	0
5	G	6	GAL	1	0
5	7	6	GAL	1	0

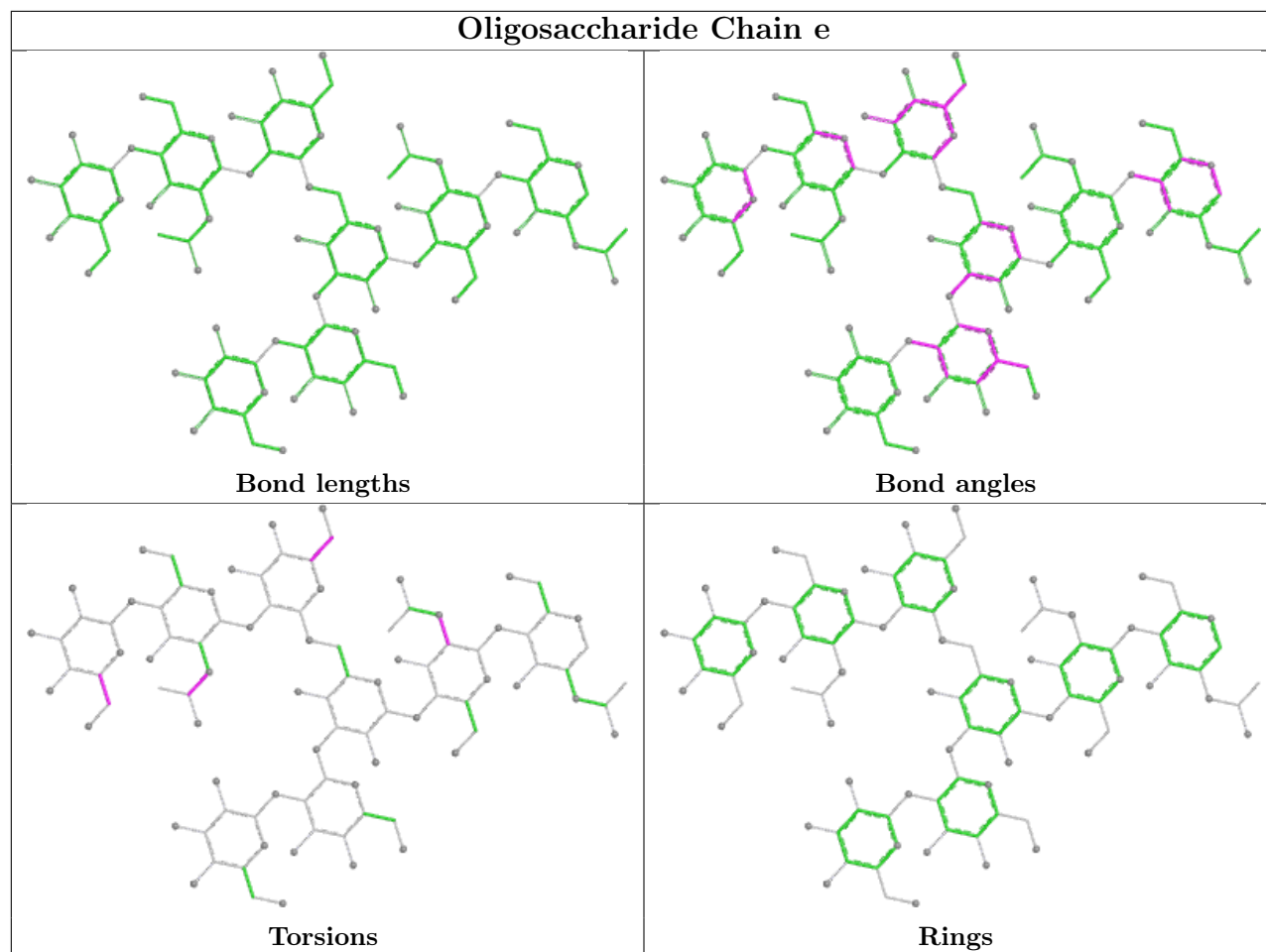
Continued on next page...

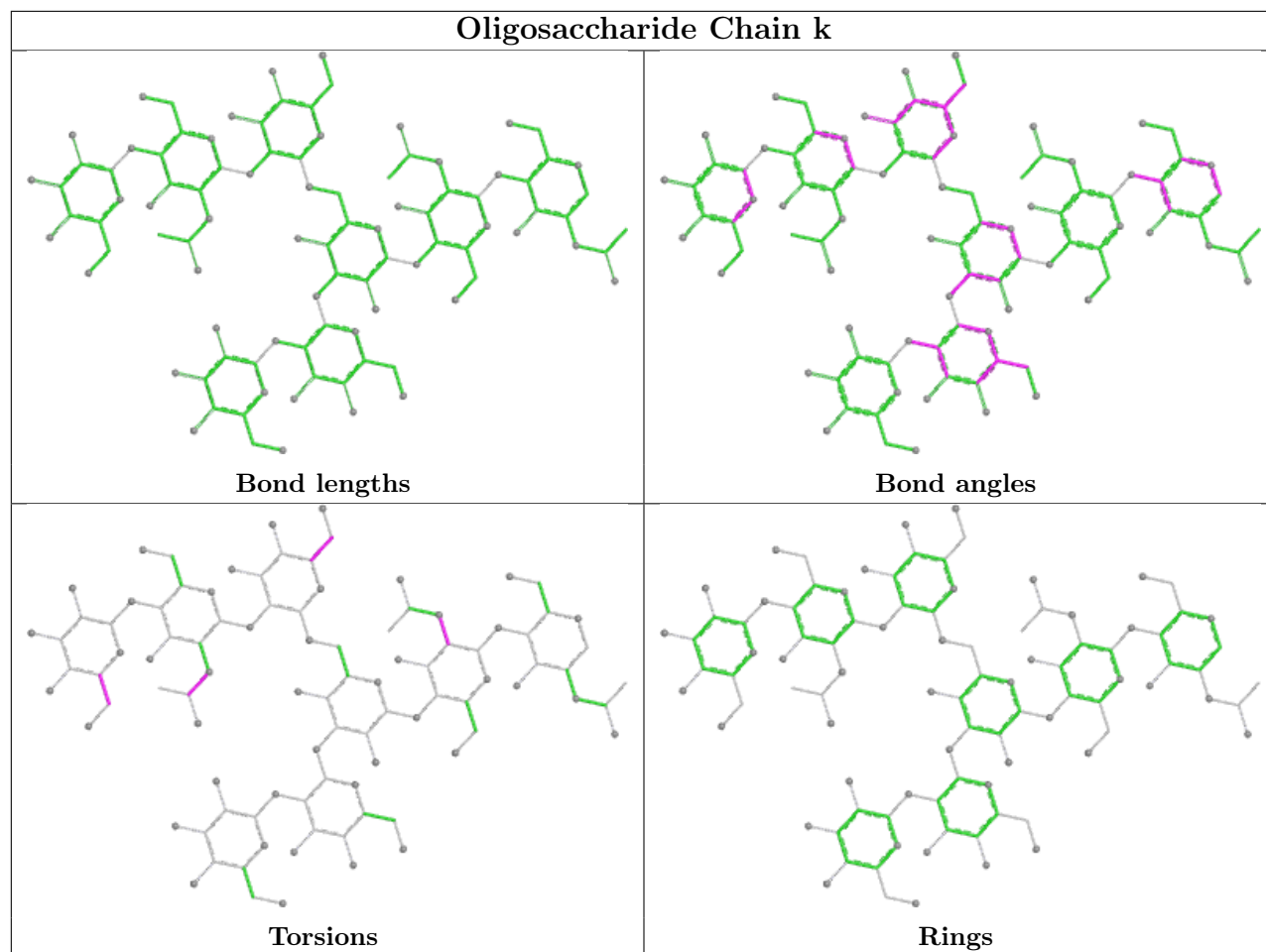
Continued from previous page...

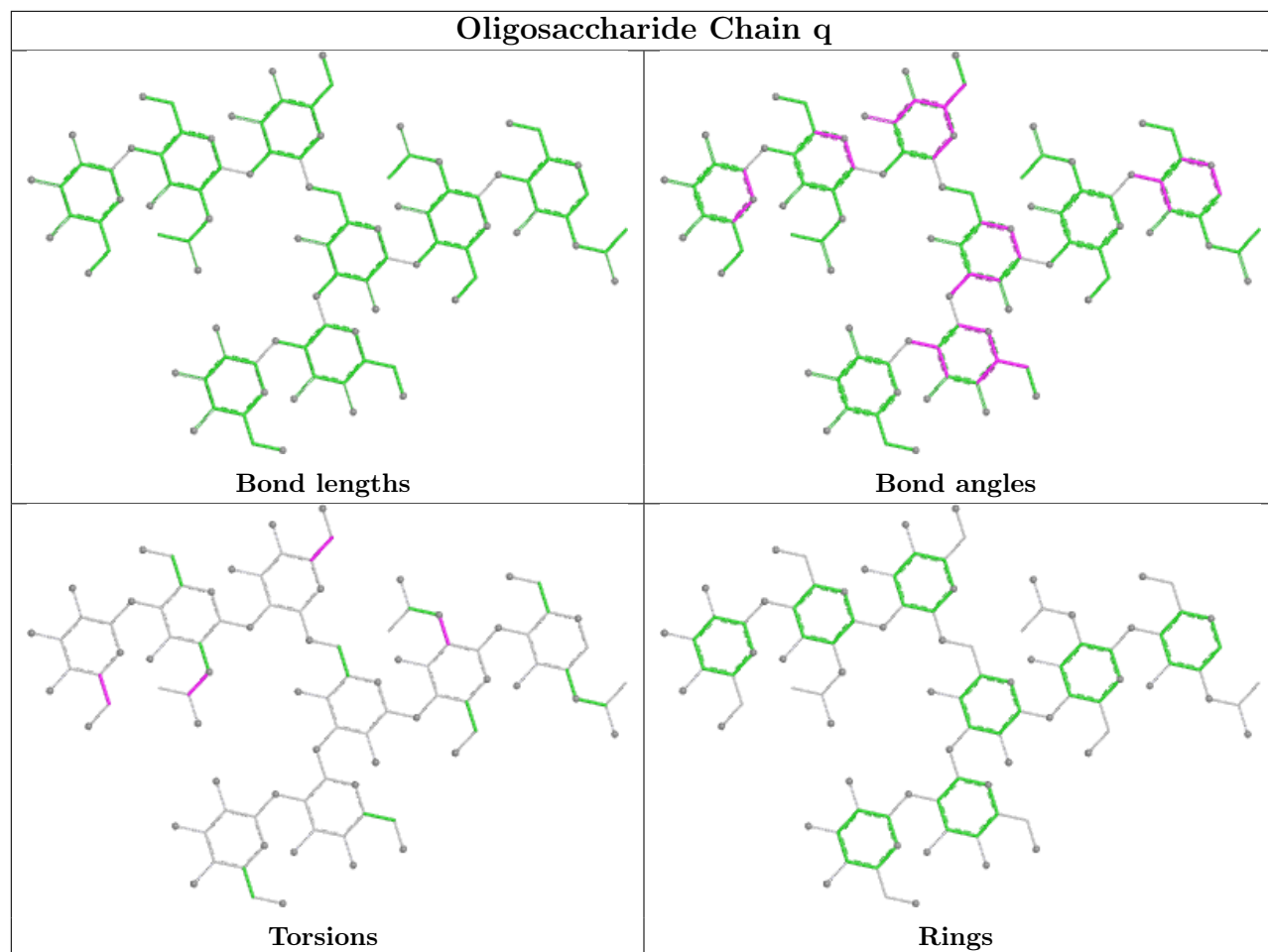
Mol	Chain	Res	Type	Clashes	Symm-Clashes
5	w	7	MAN	2	0
5	q	3	BMA	1	0
5	e	3	BMA	1	0
5	w	6	GAL	1	0
5	e	6	GAL	1	0
5	G	7	MAN	2	0
5	7	3	BMA	1	0
7	6	2	NAG	1	0
7	d	2	NAG	1	0
5	w	3	BMA	1	0
5	k	6	GAL	1	0
5	k	3	BMA	1	0
5	e	7	MAN	2	0
5	7	7	MAN	2	0
5	q	6	GAL	1	0
7	v	2	NAG	1	0
5	q	7	MAN	2	0

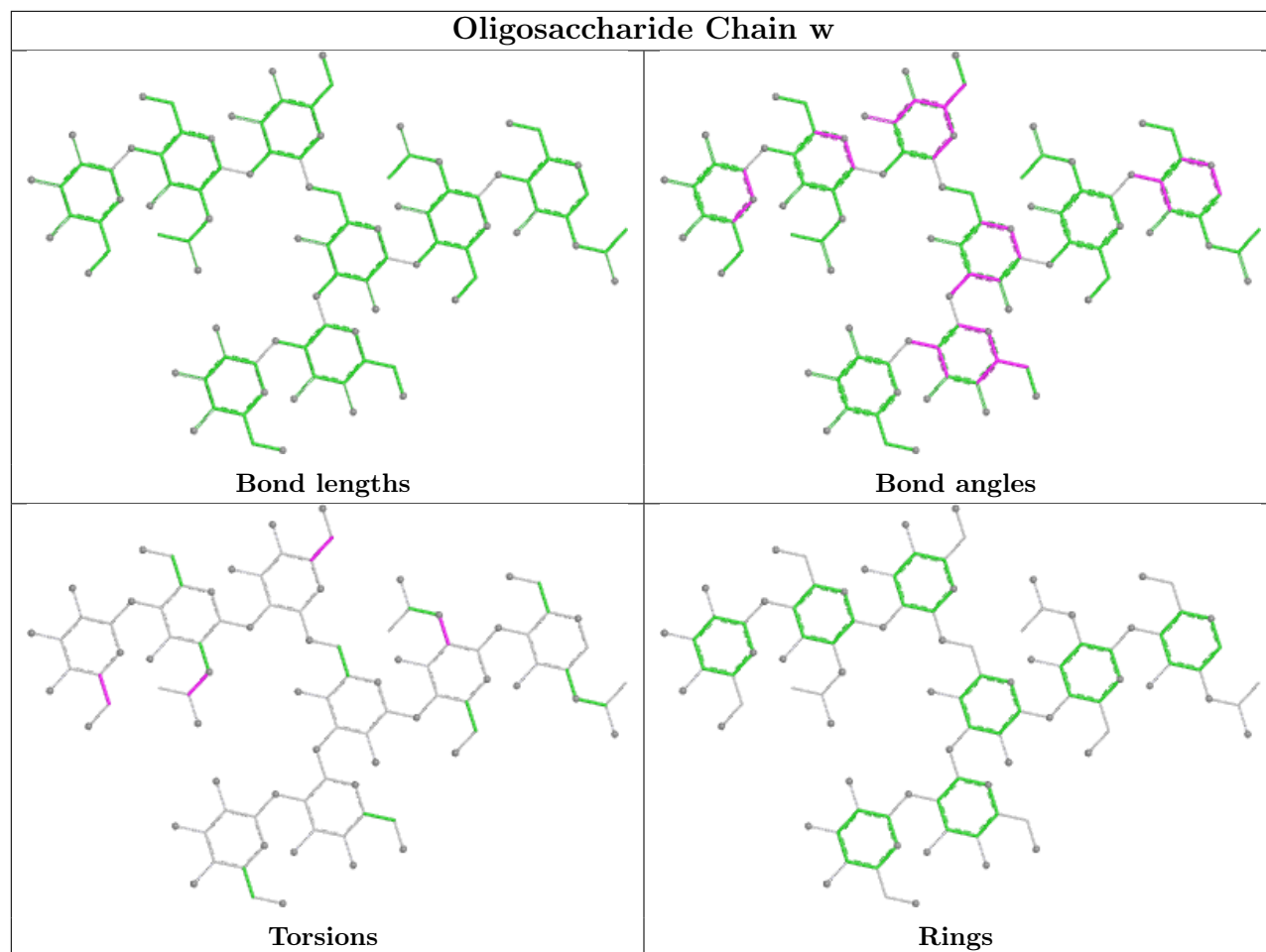
The following is a two-dimensional graphical depiction of Mogul quality analysis of bond lengths, bond angles, torsion angles, and ring geometry for oligosaccharide.

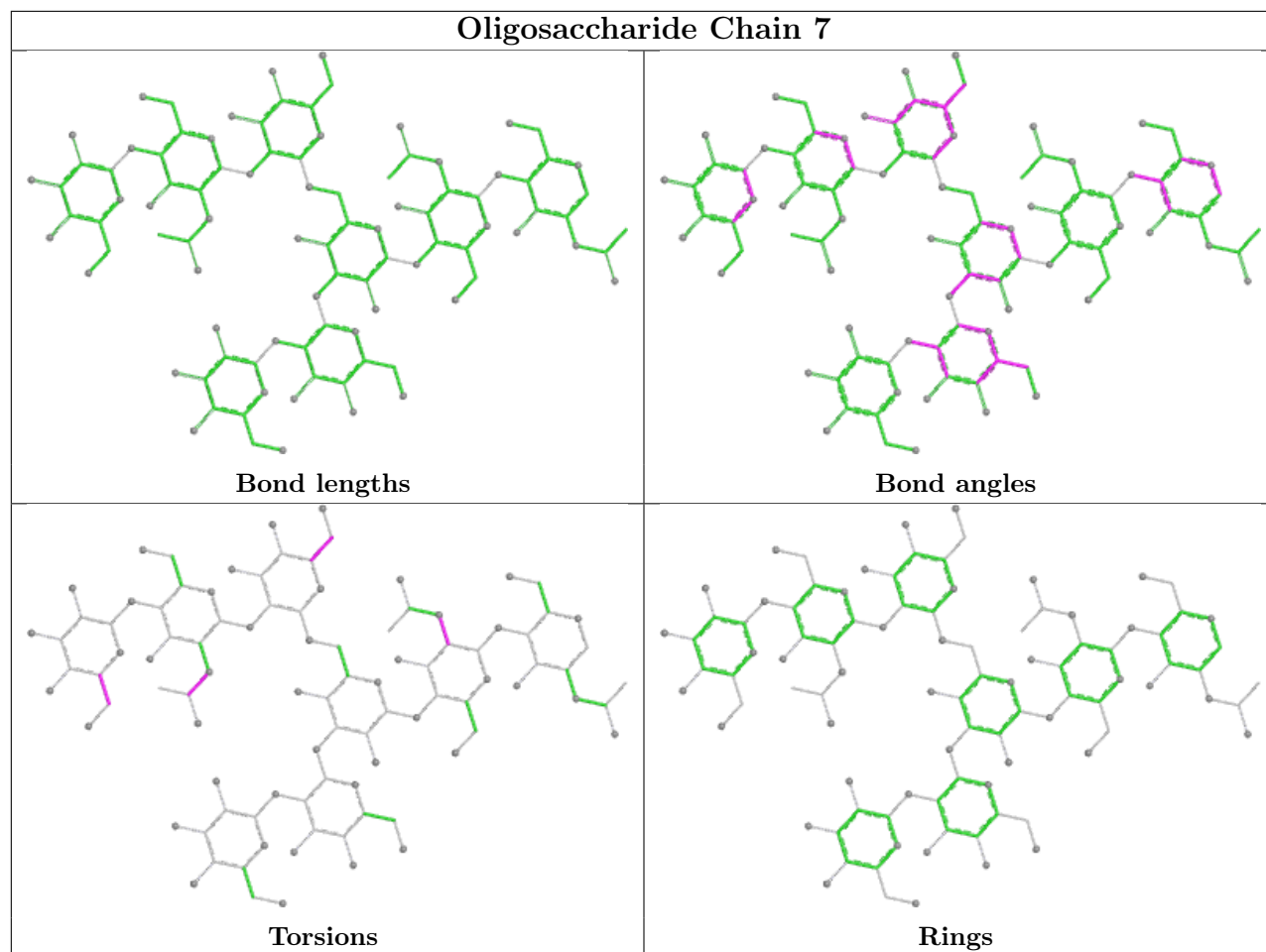


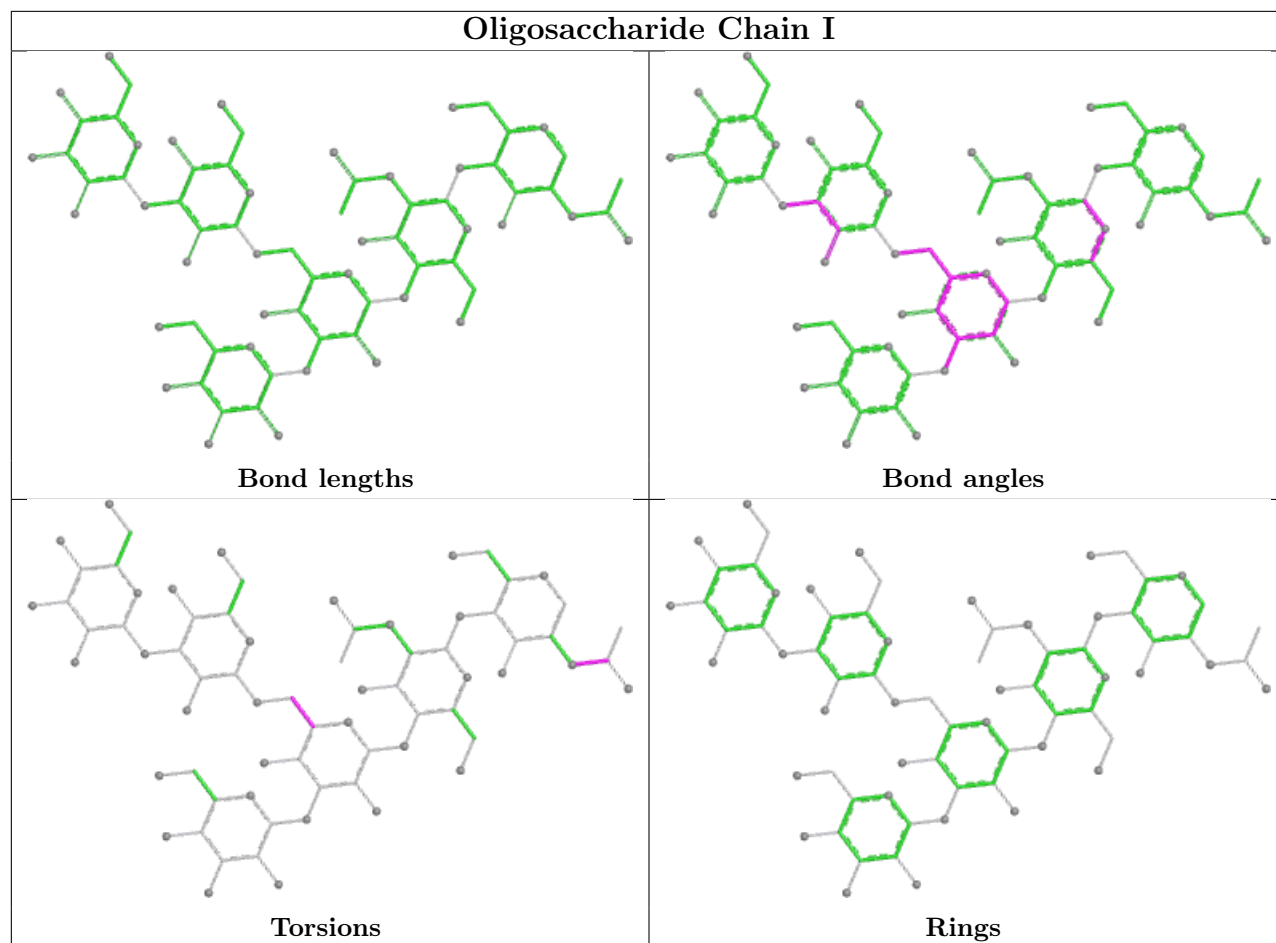


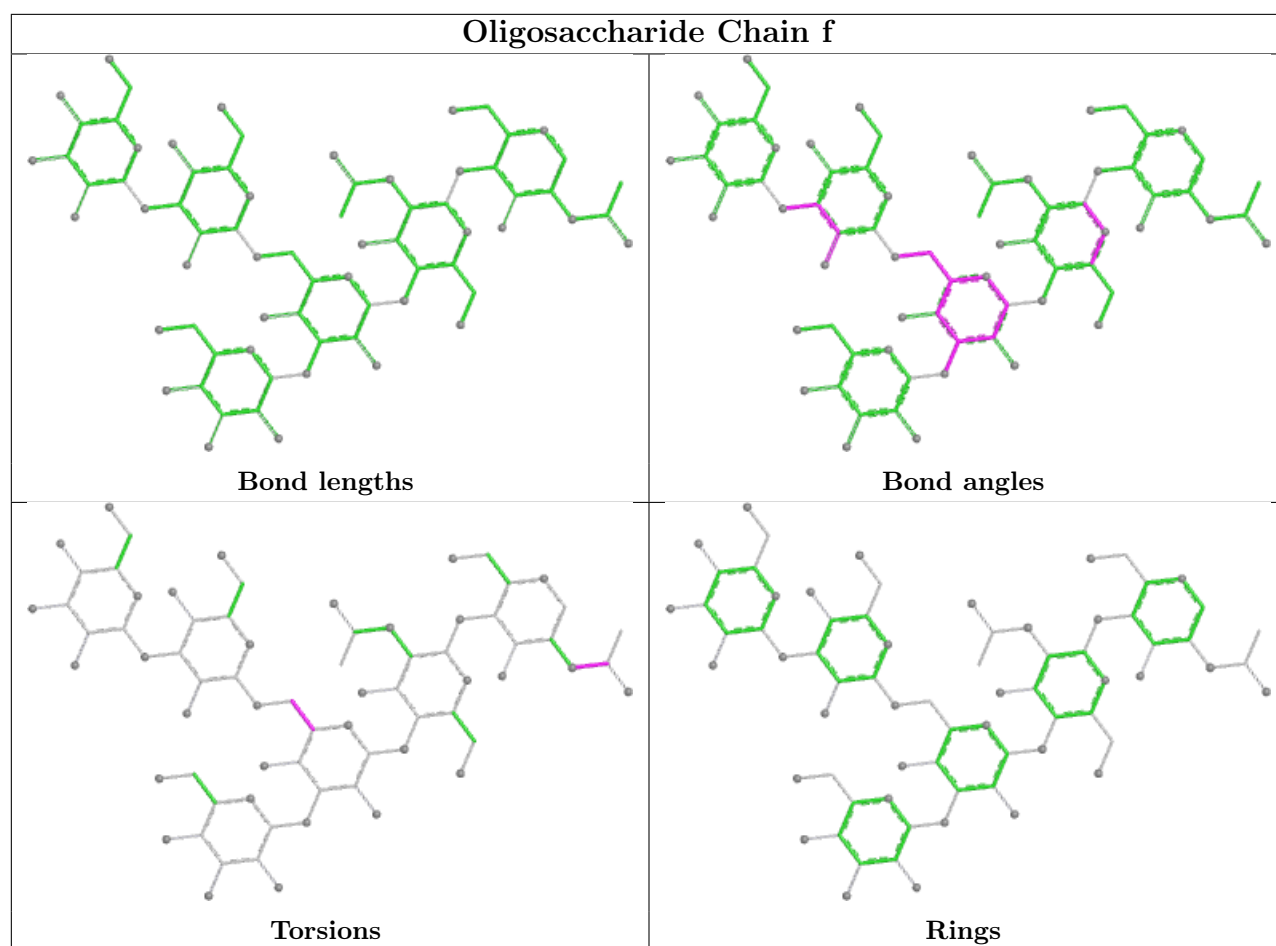


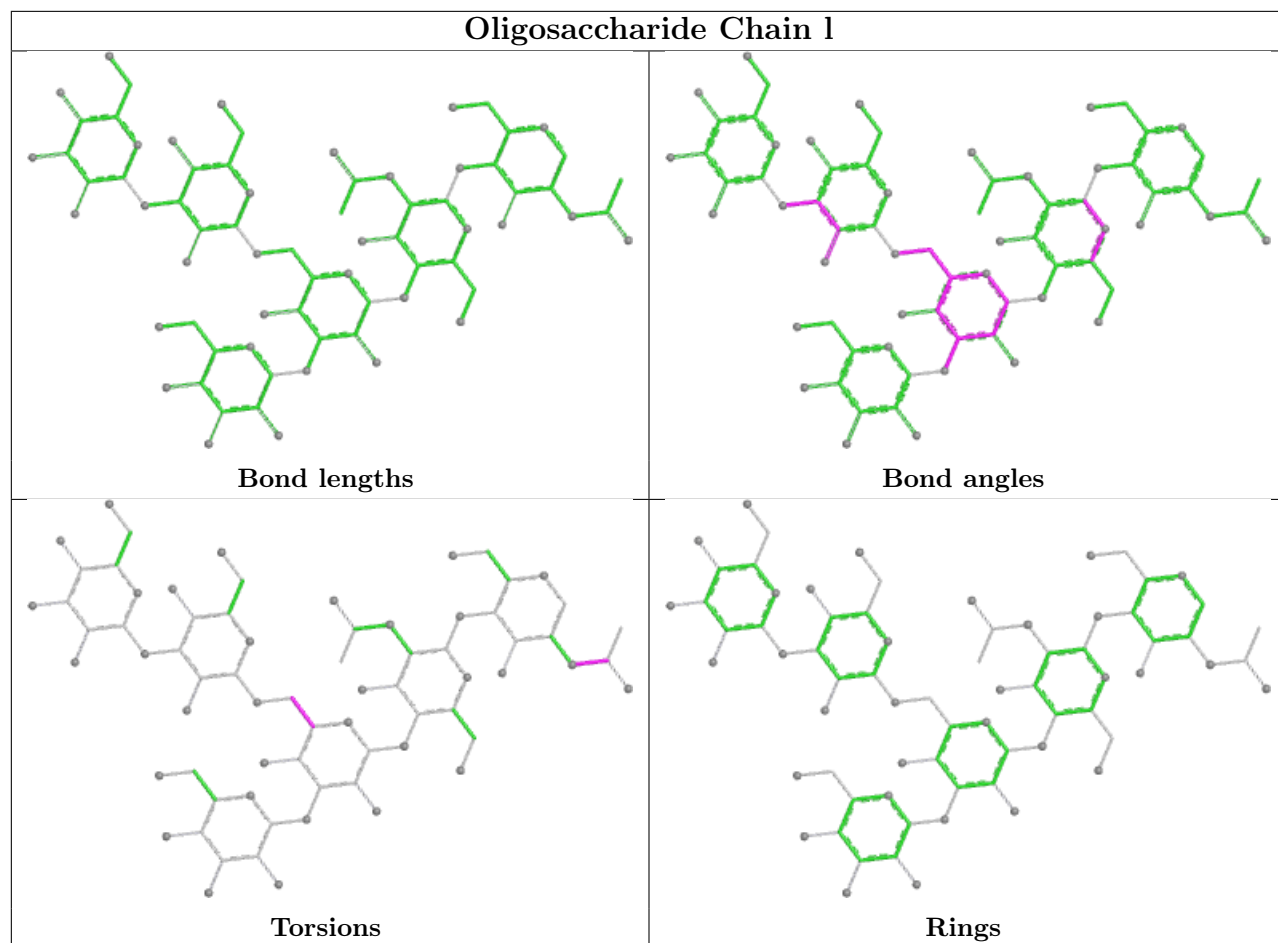


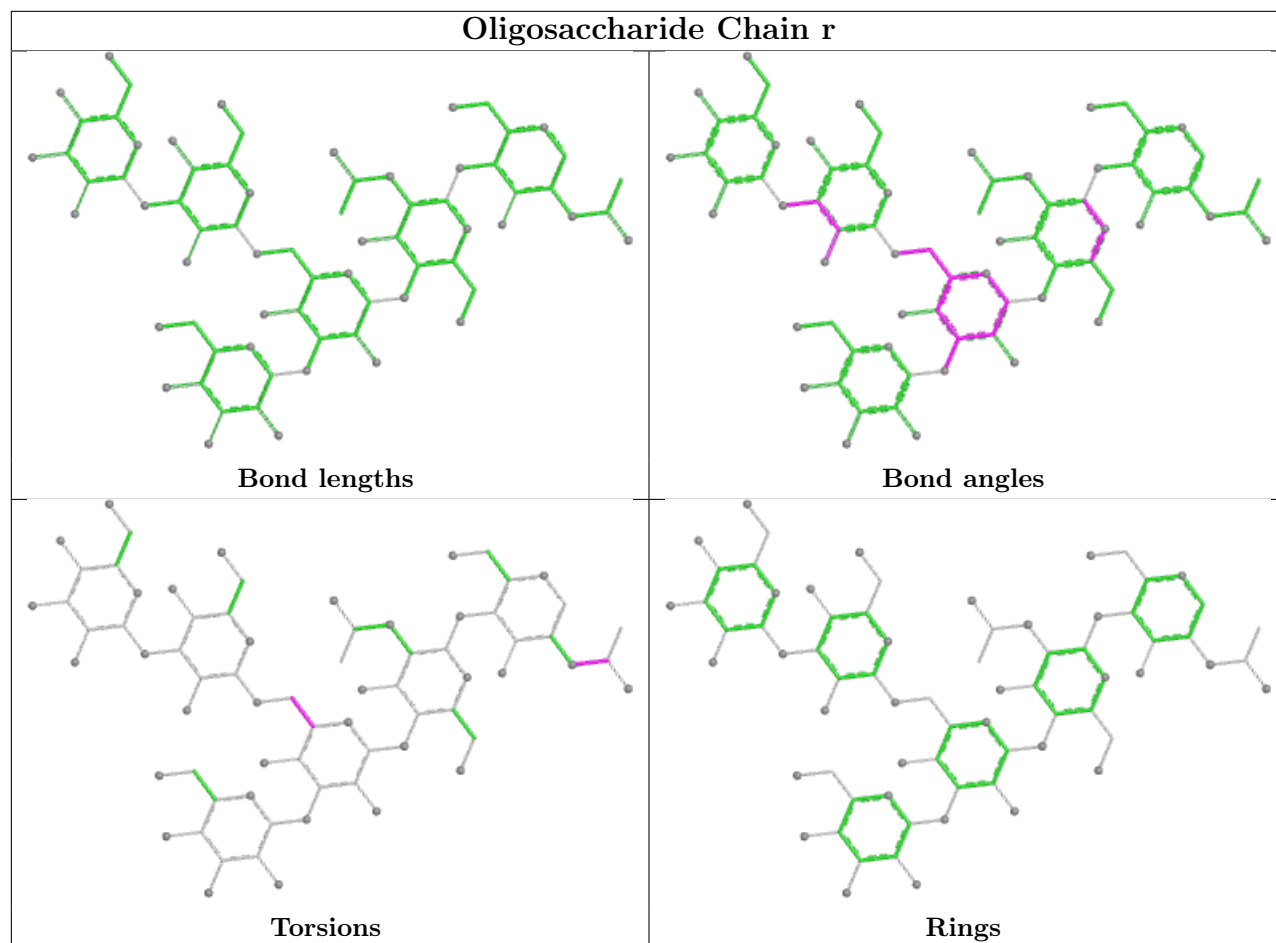


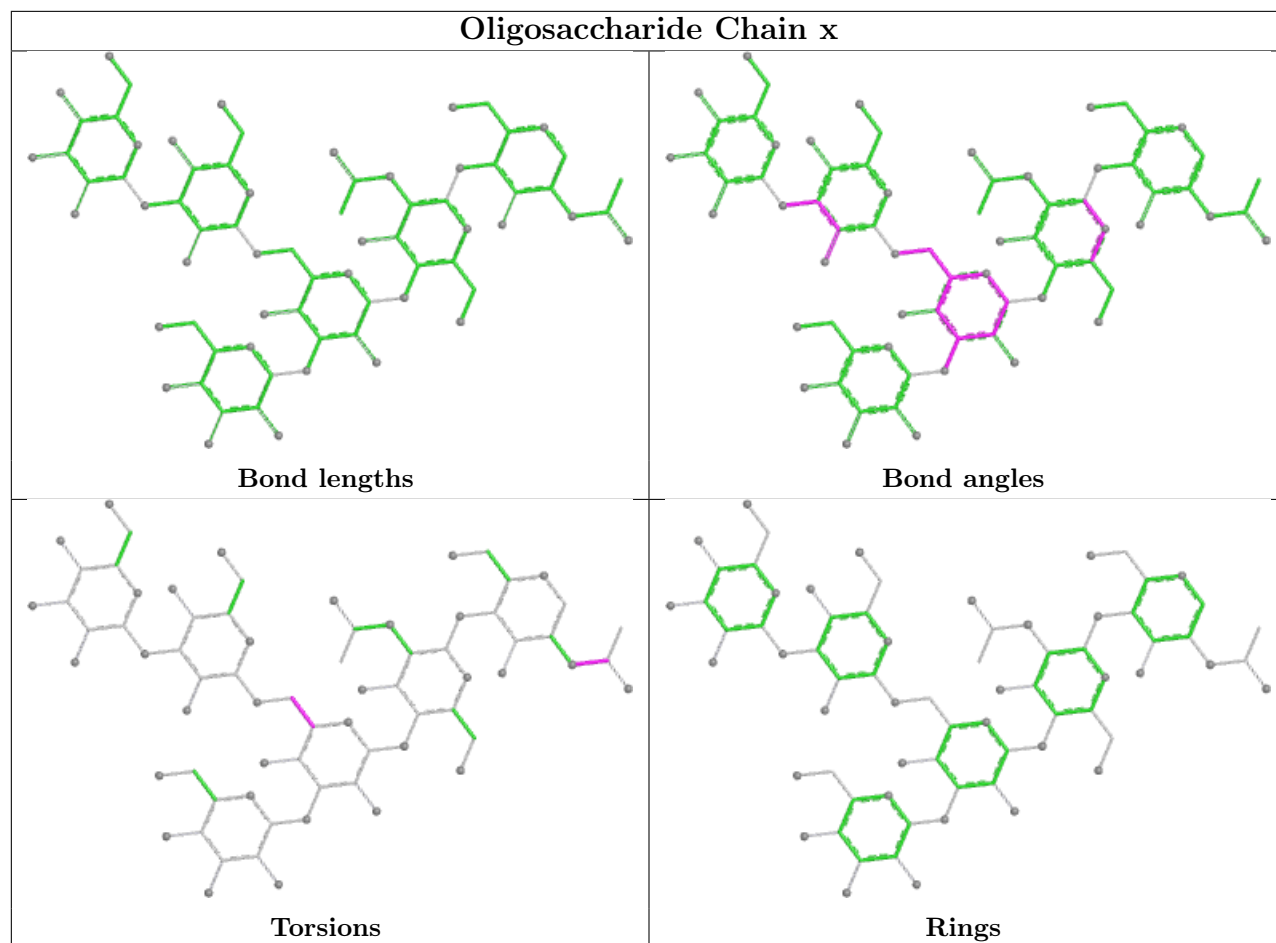


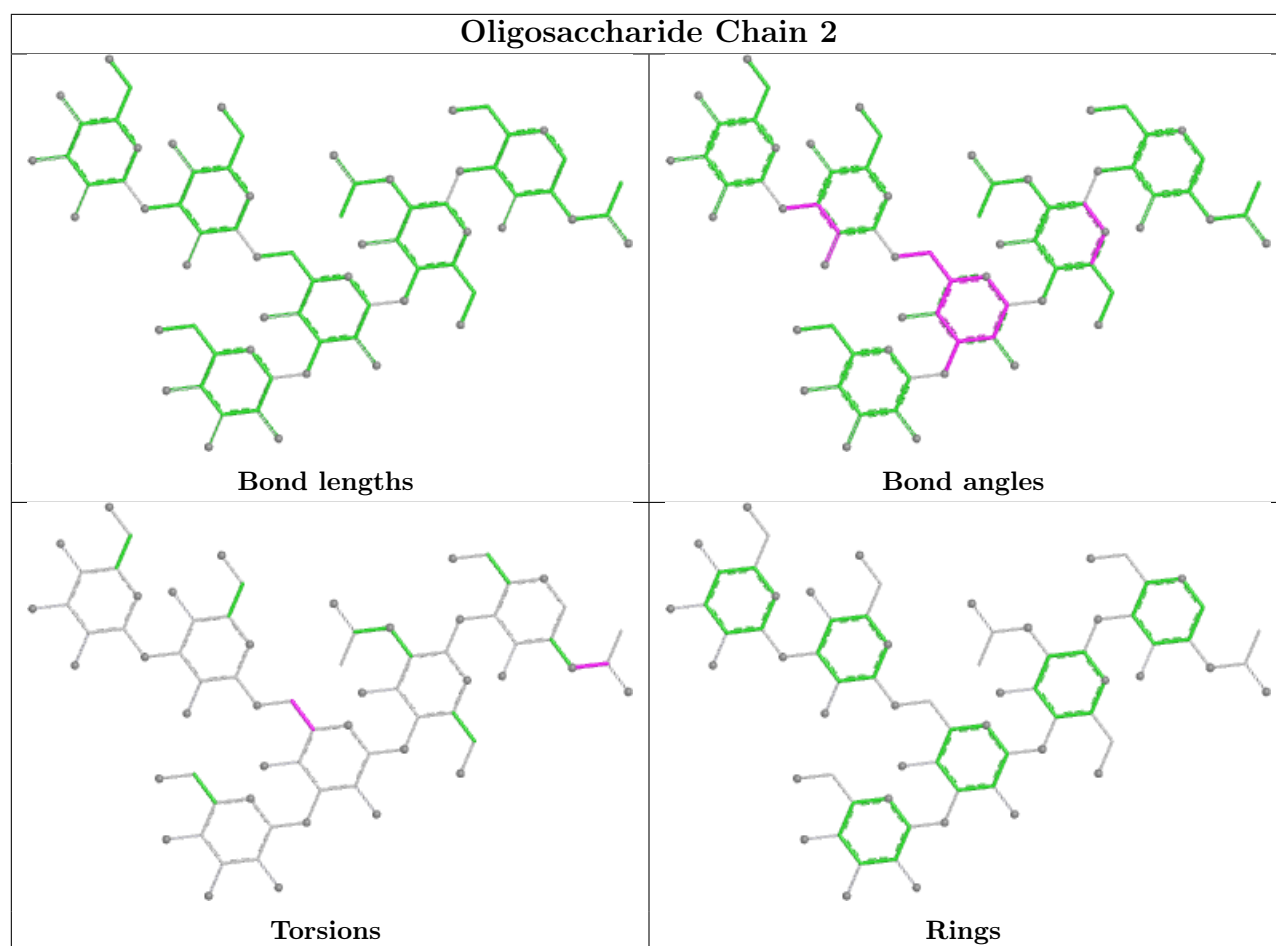


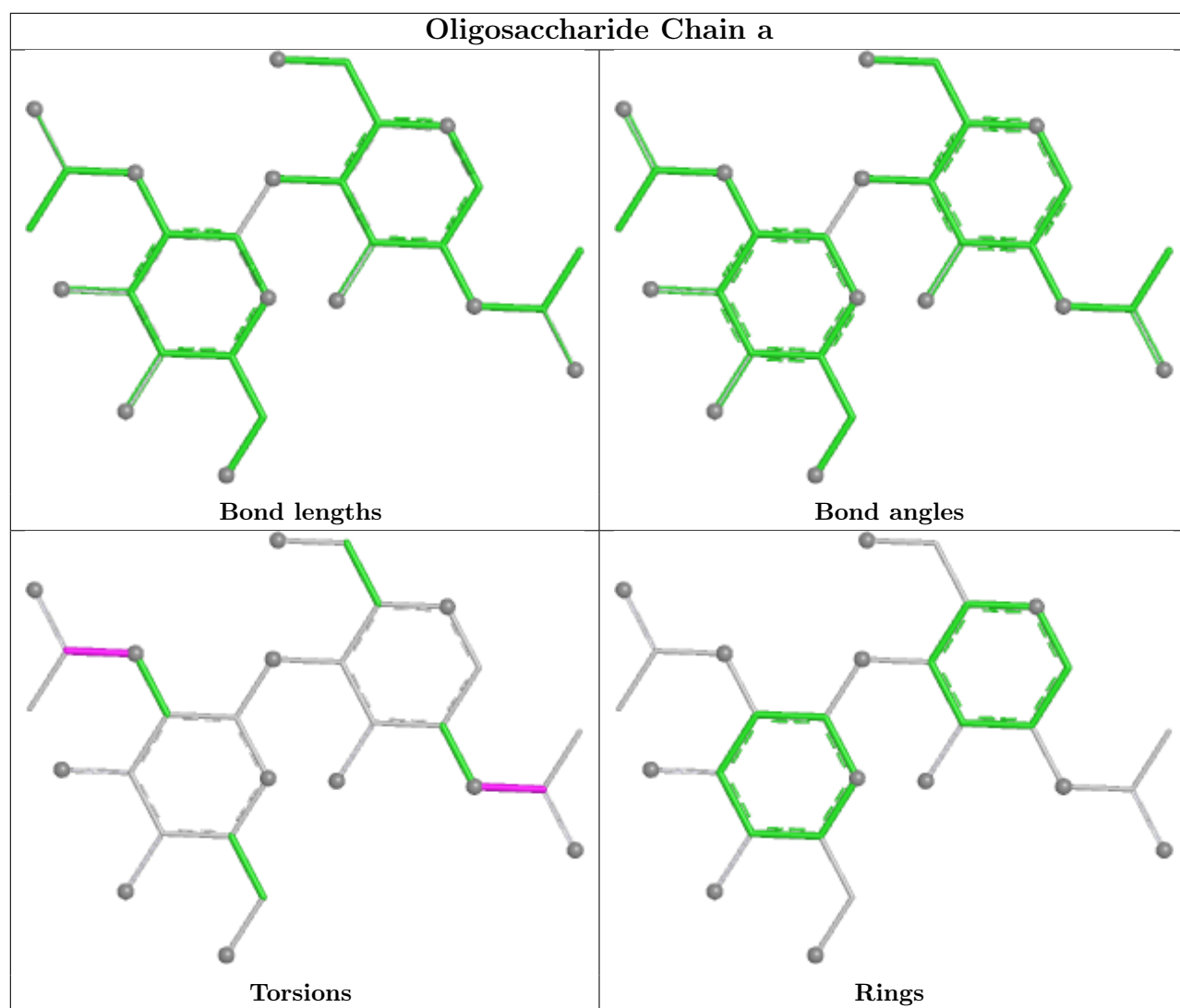


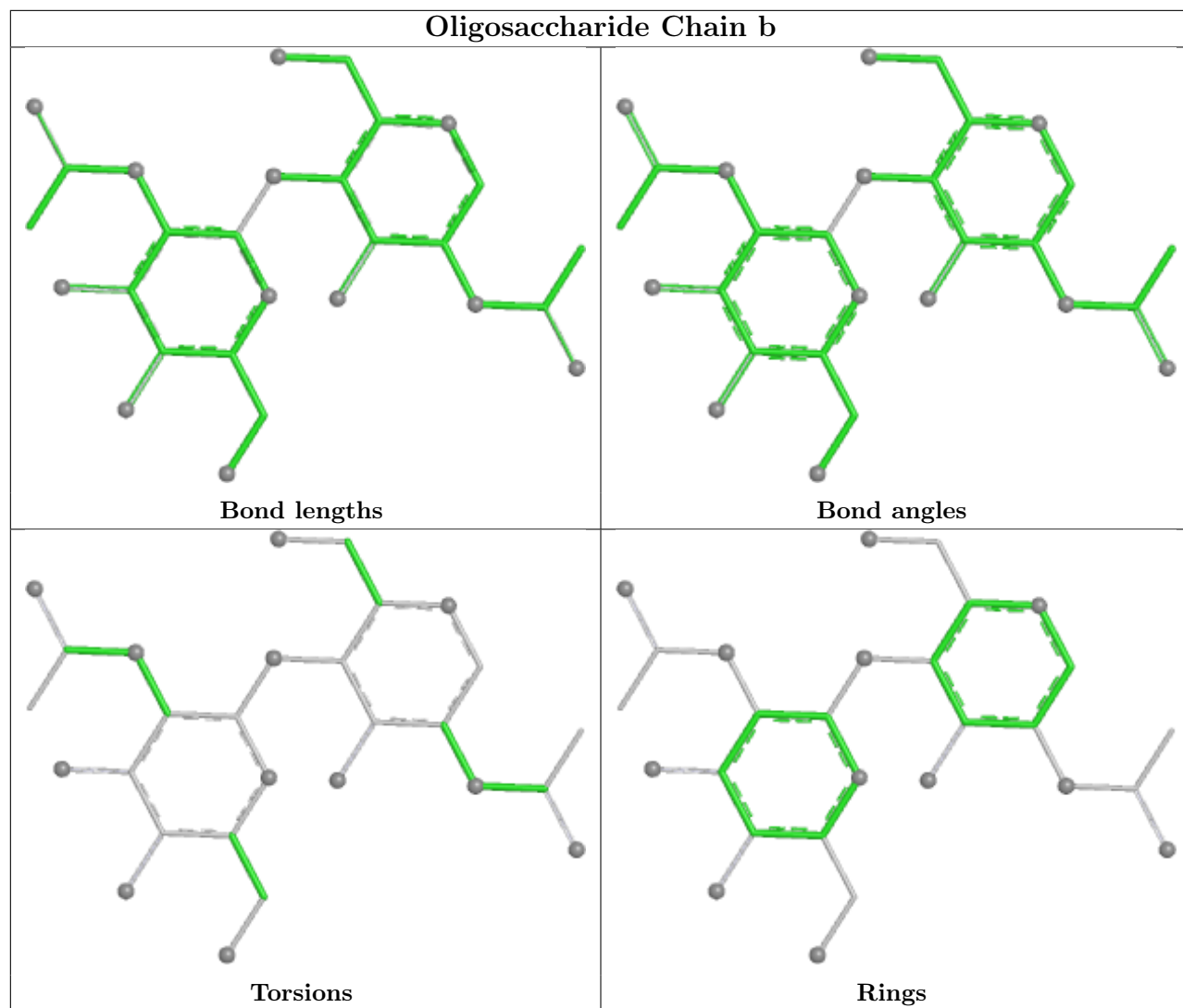


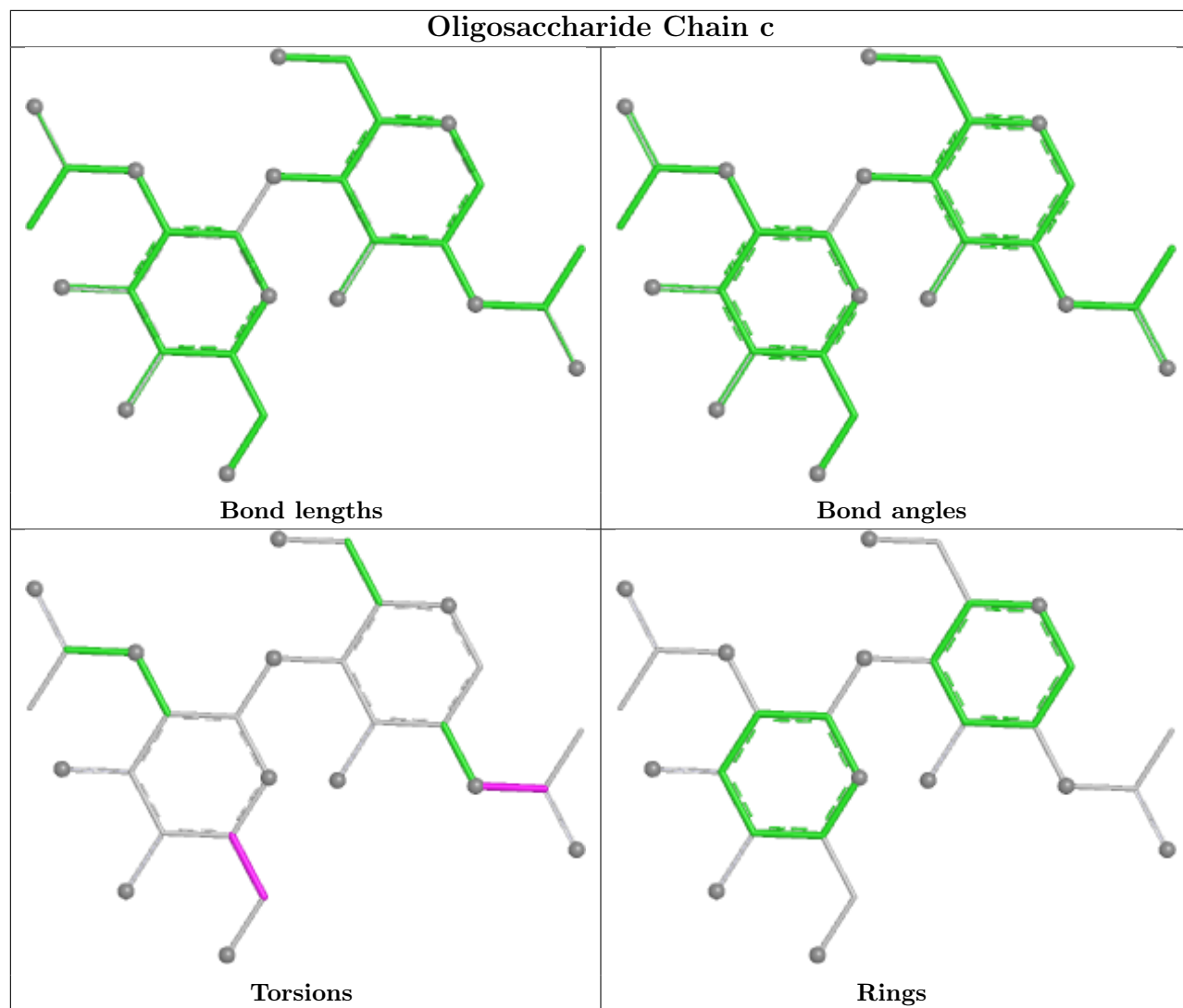


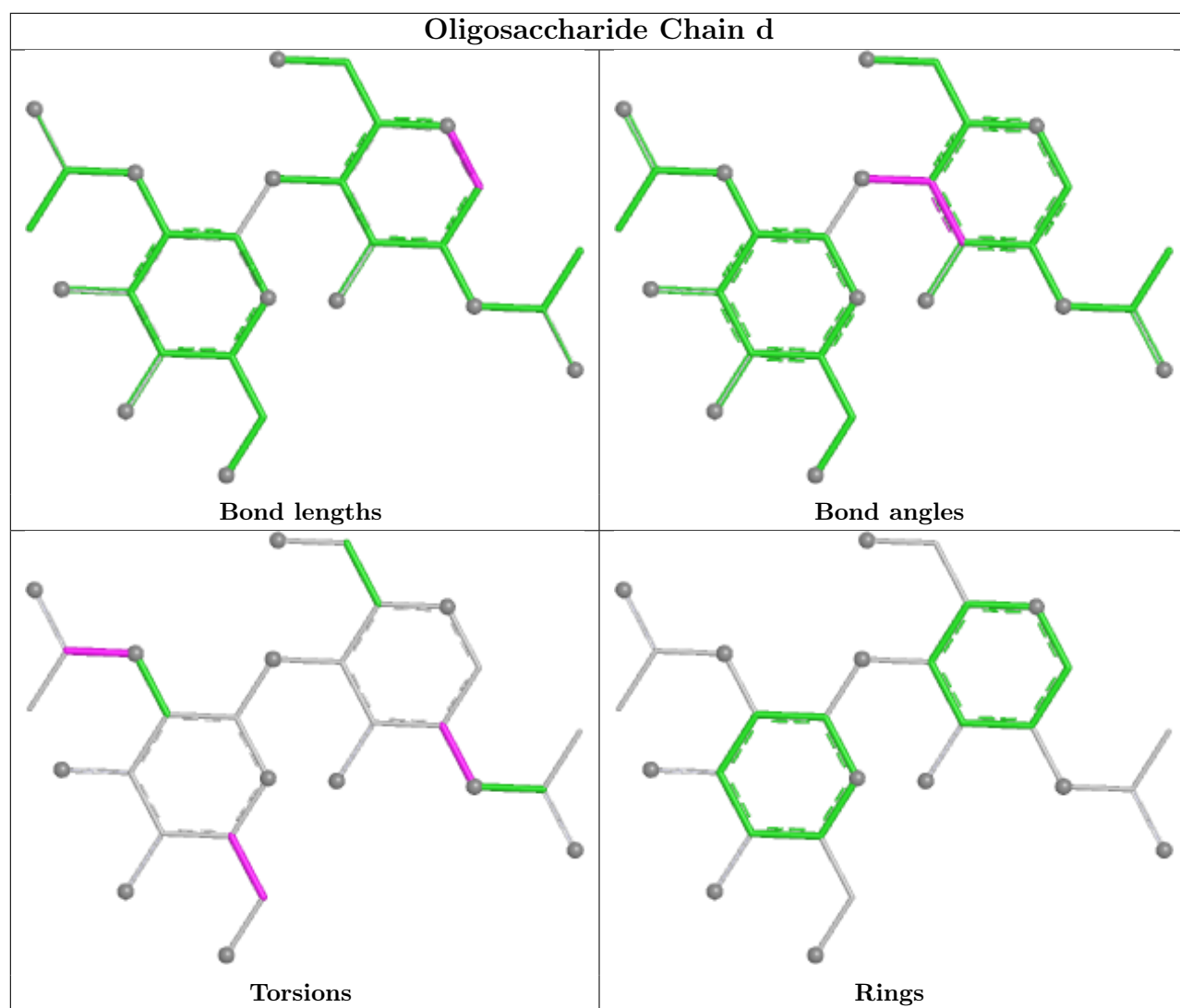


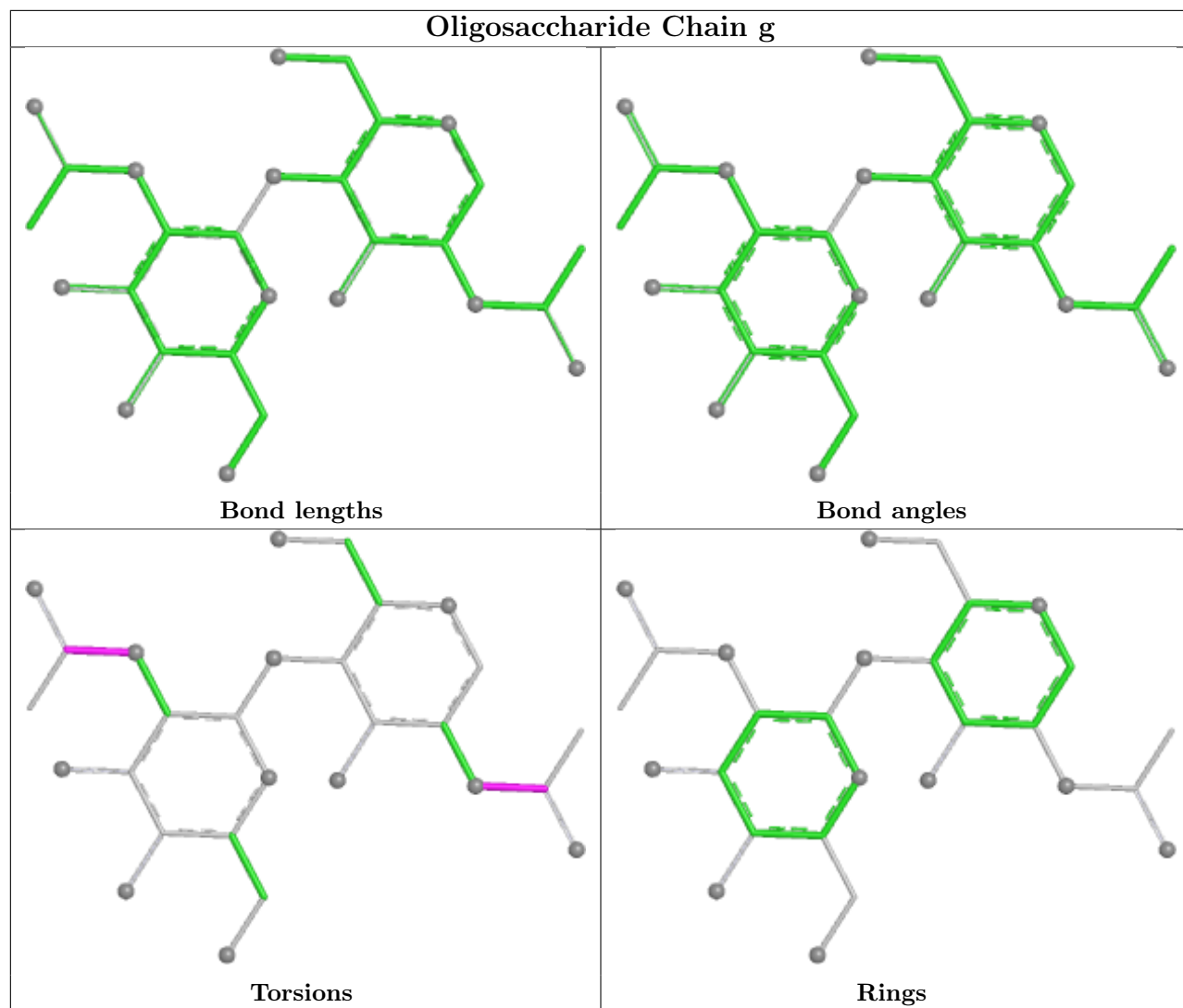


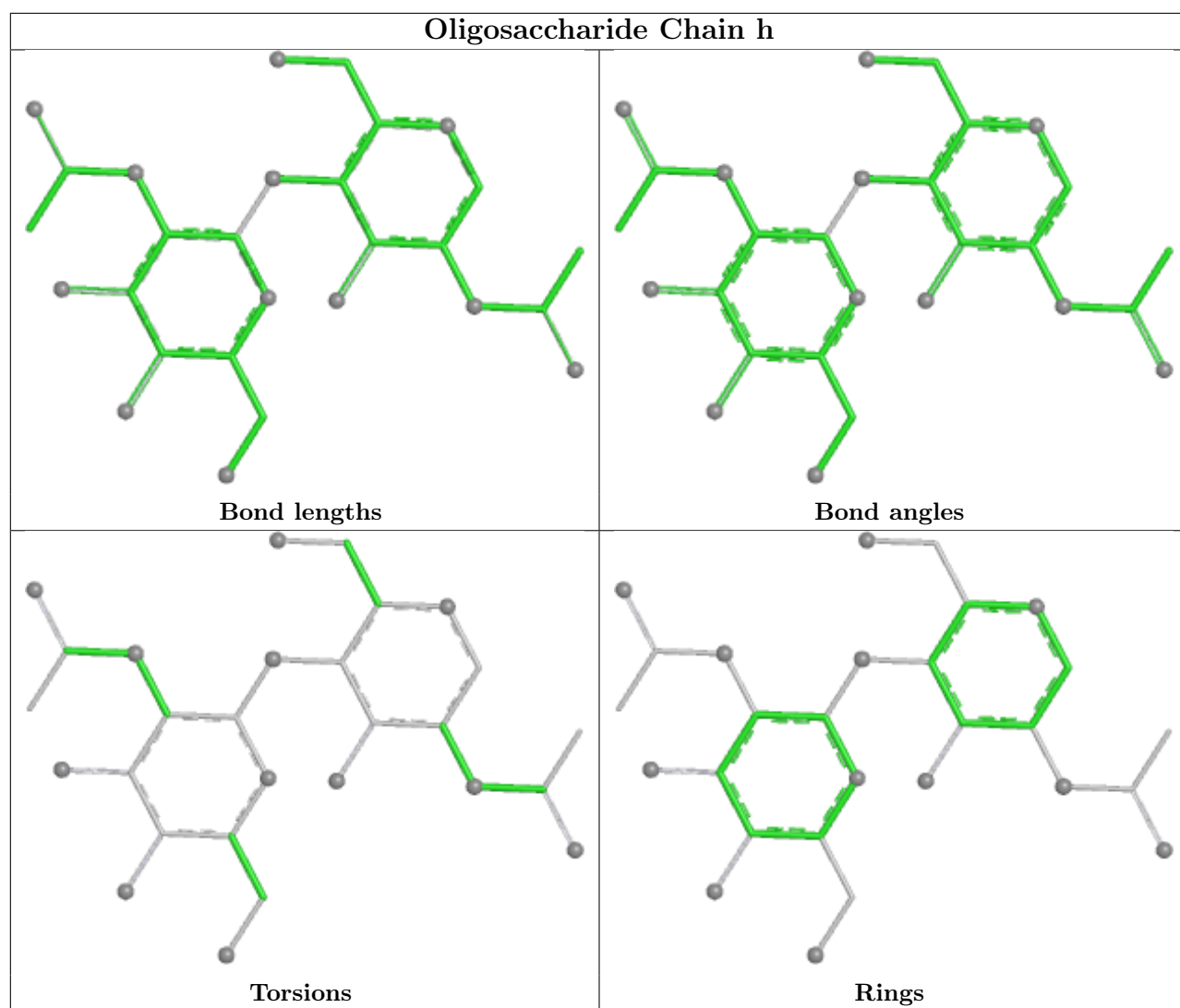


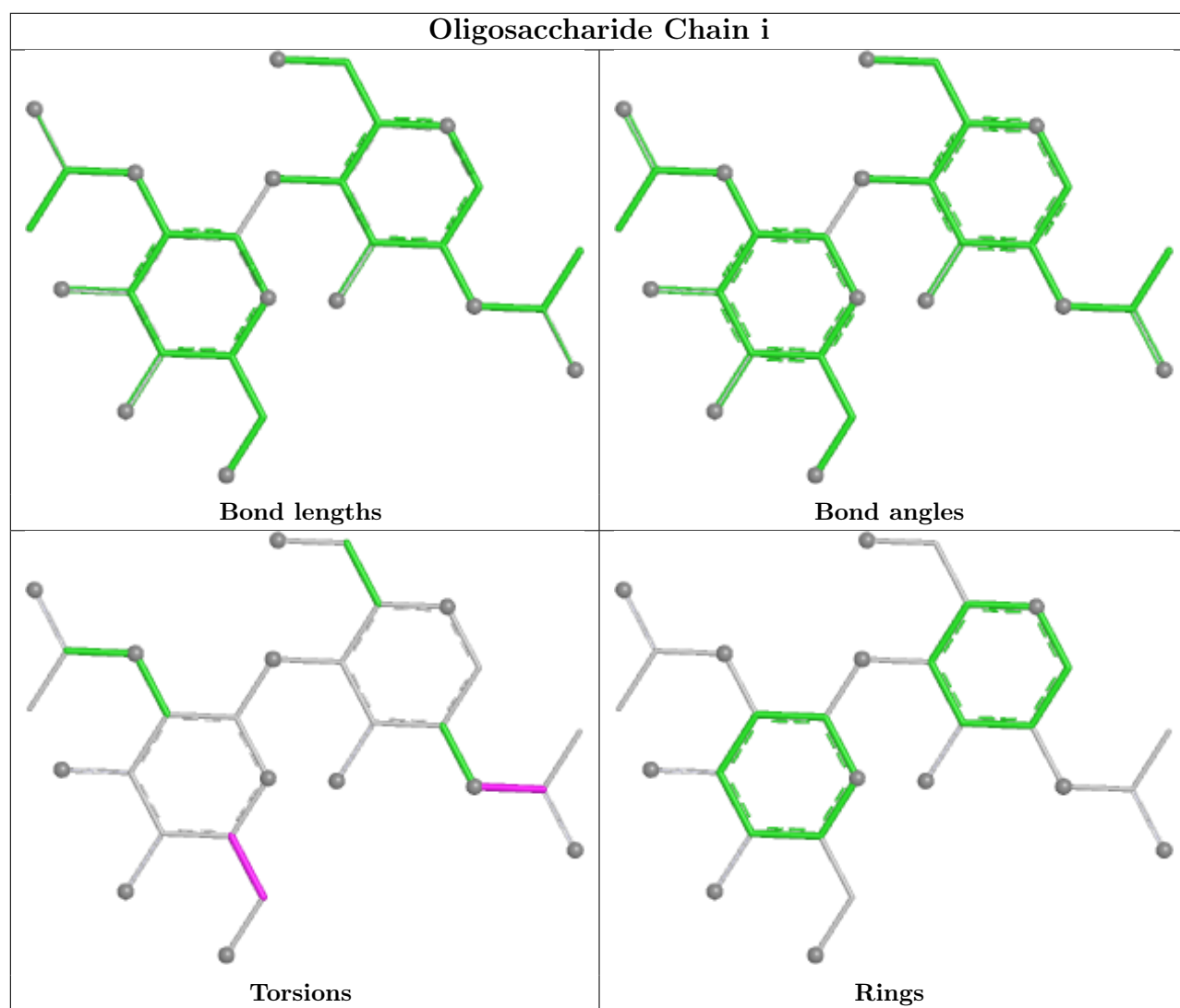


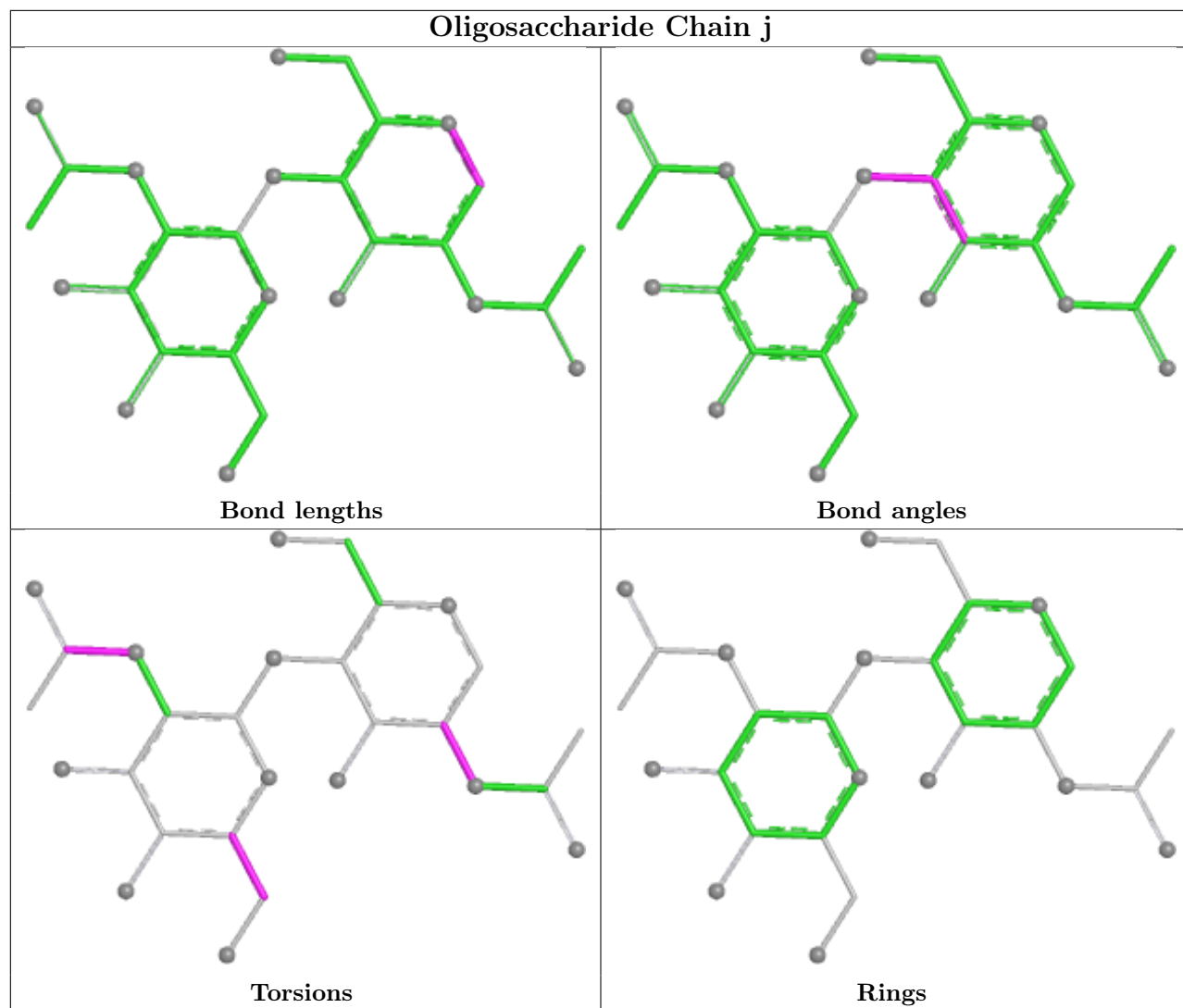


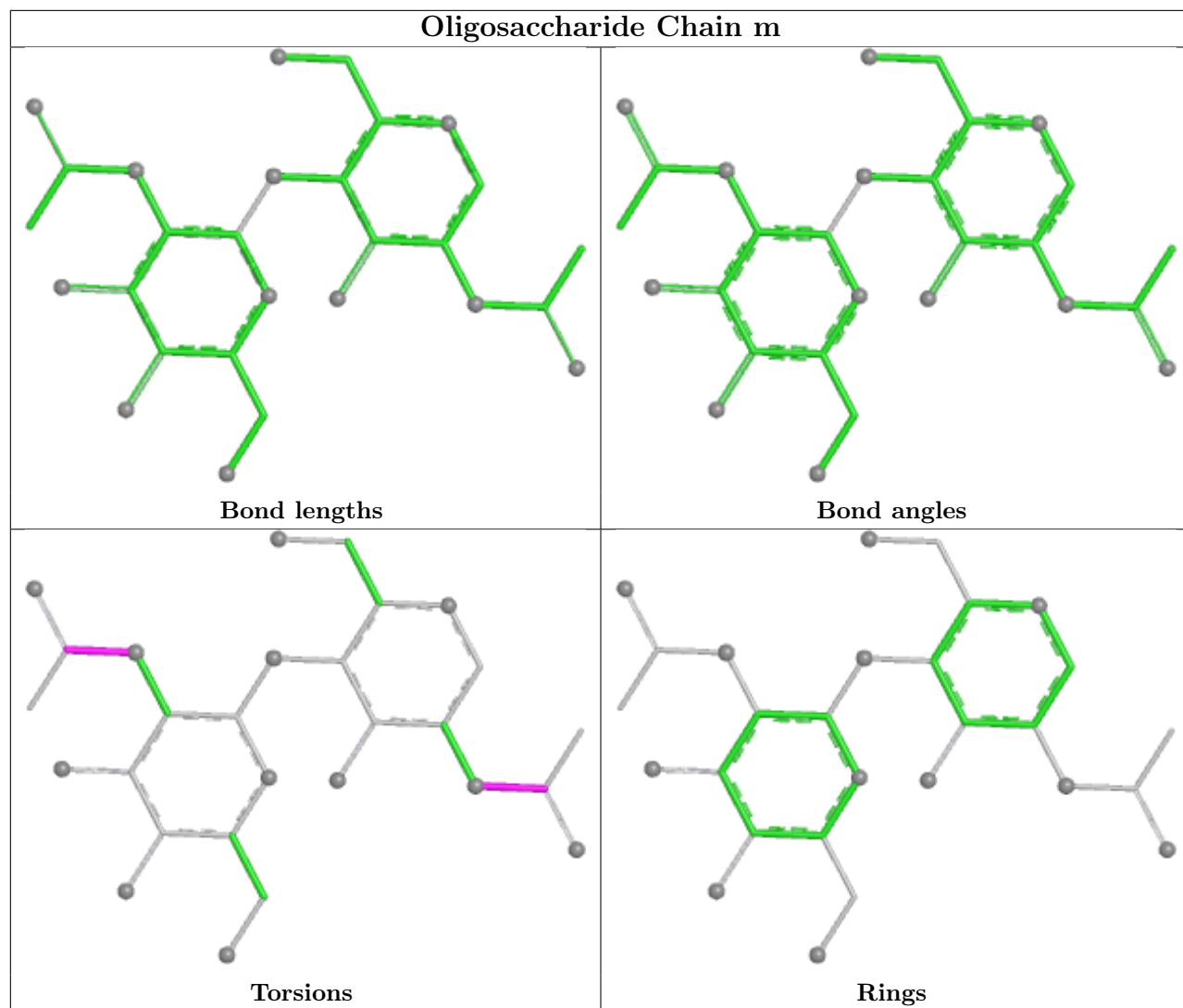


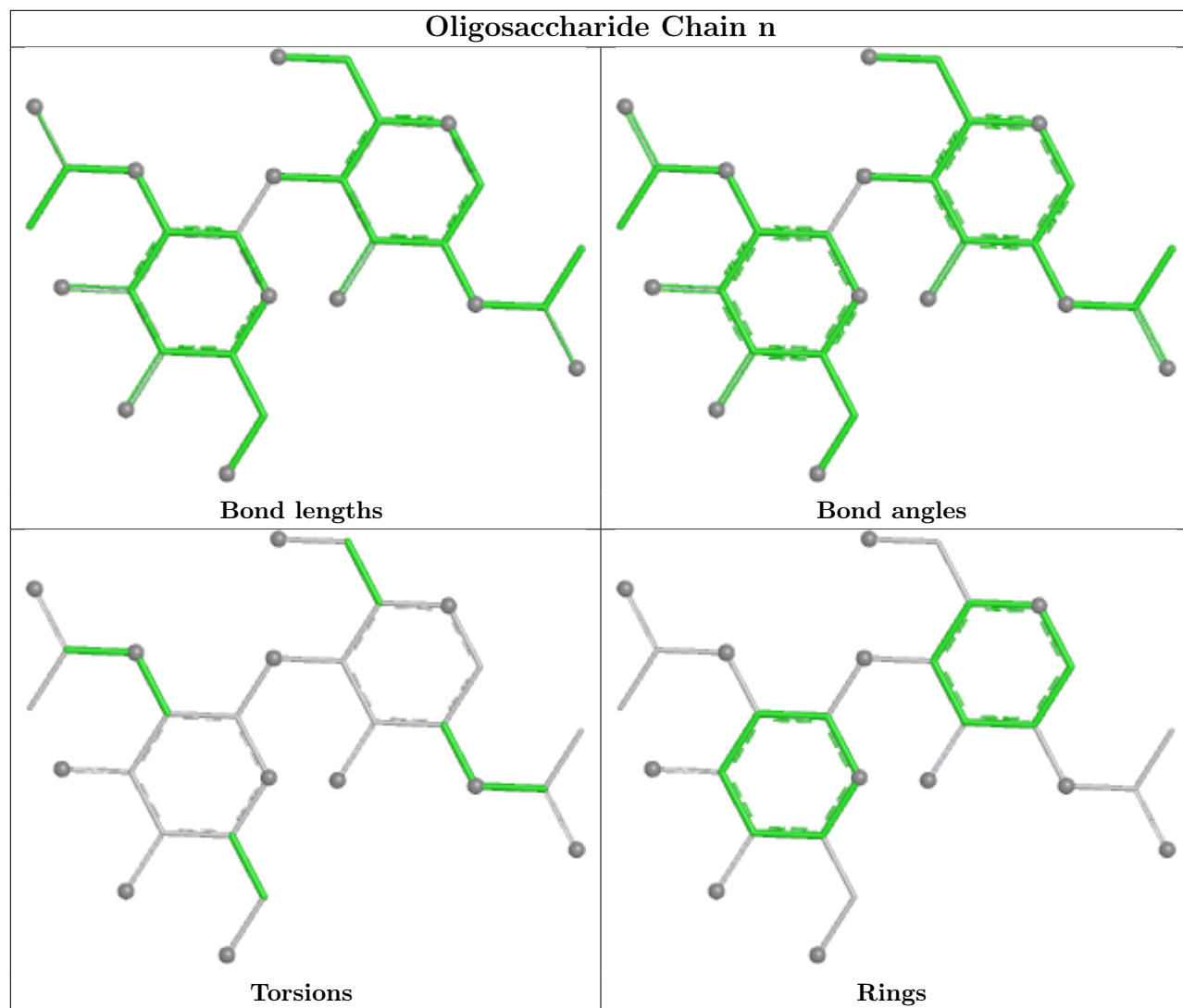


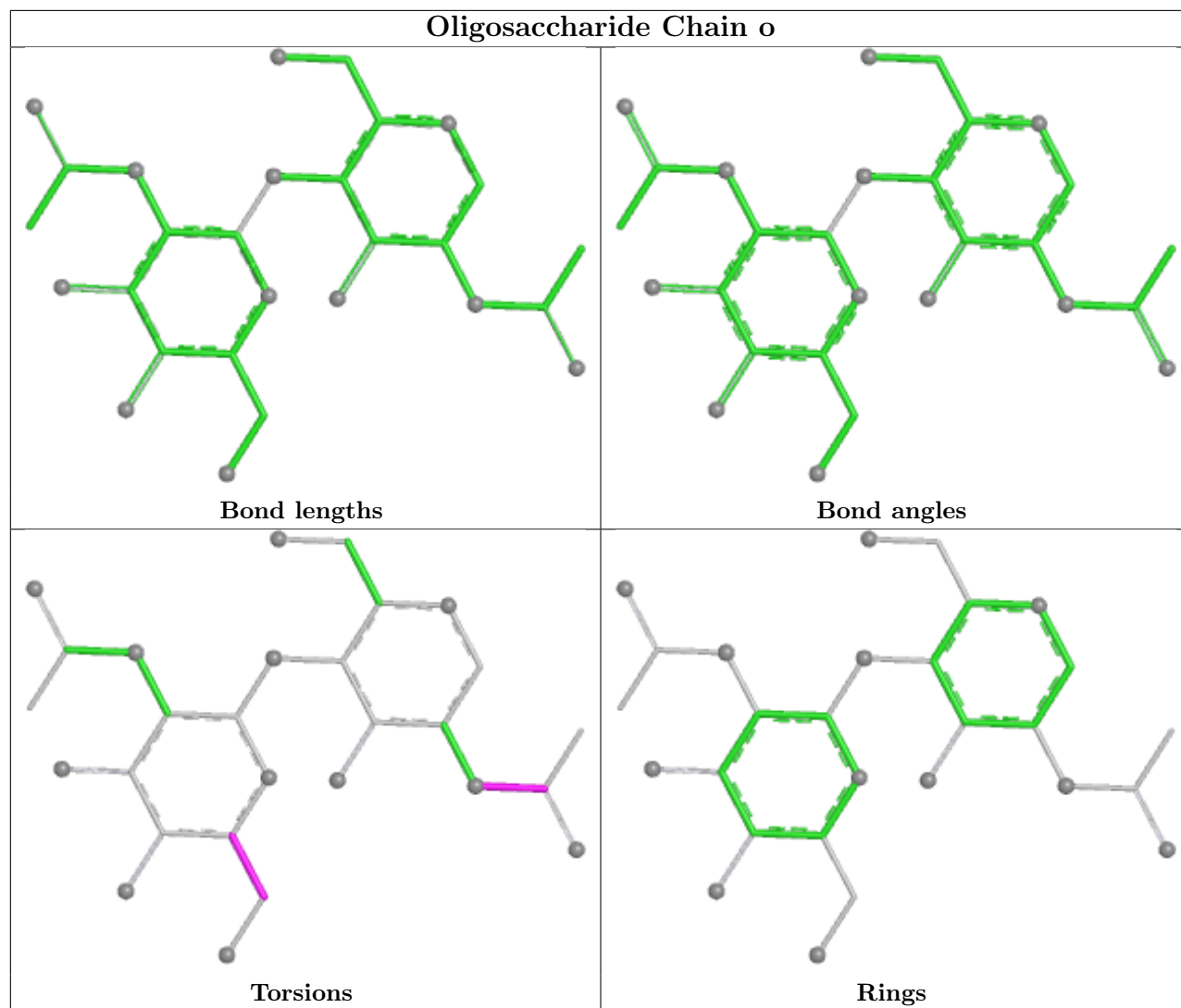


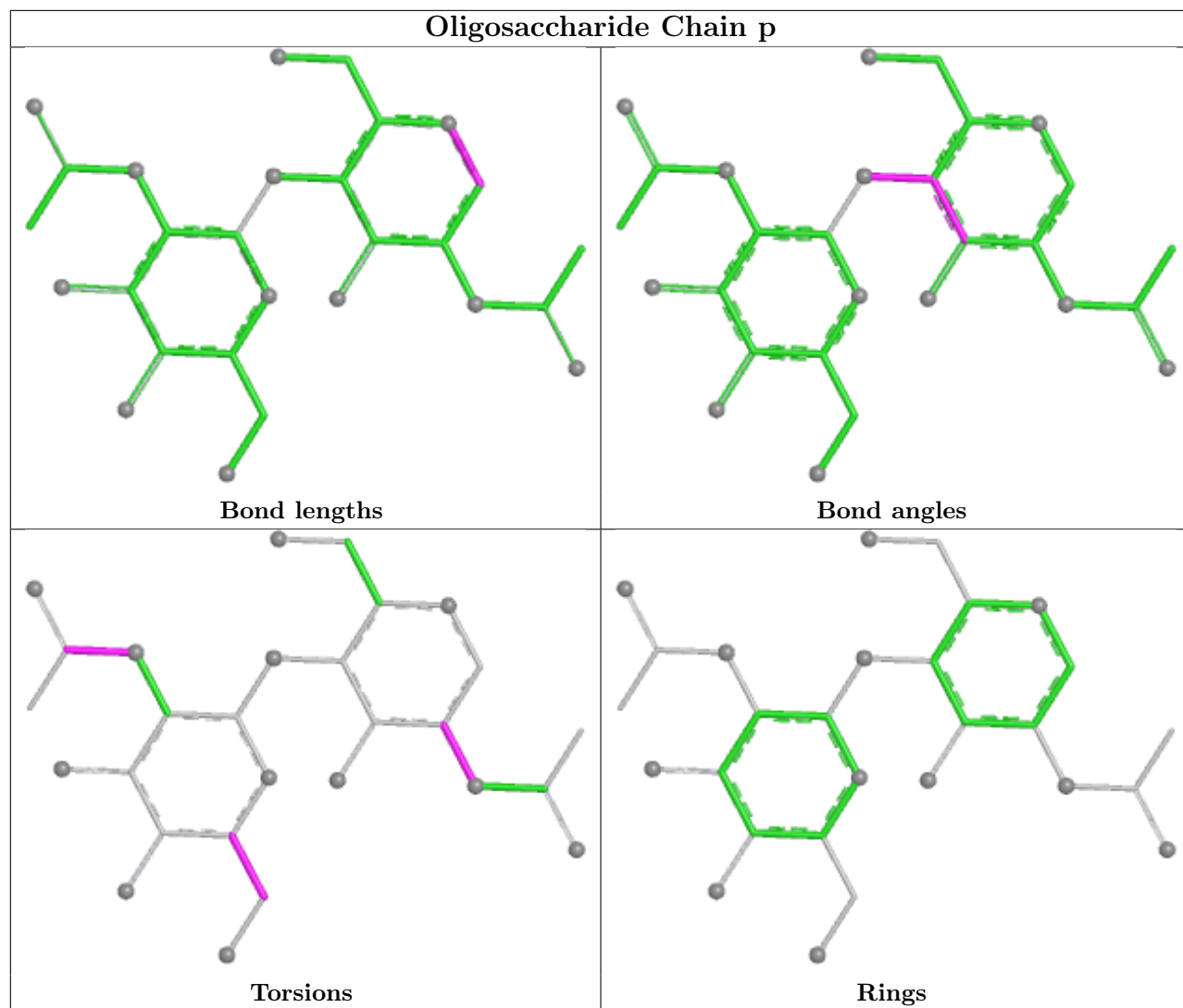


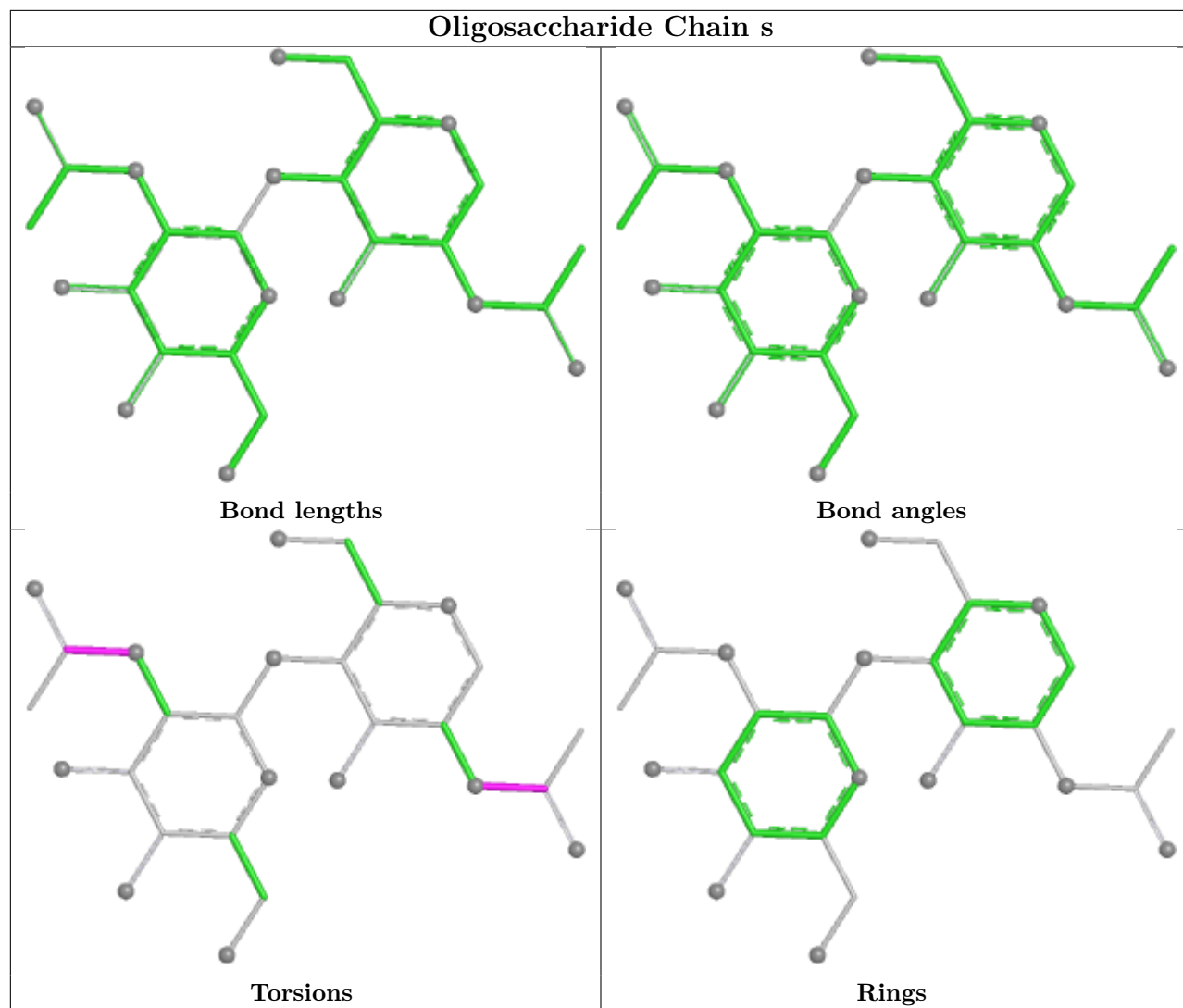


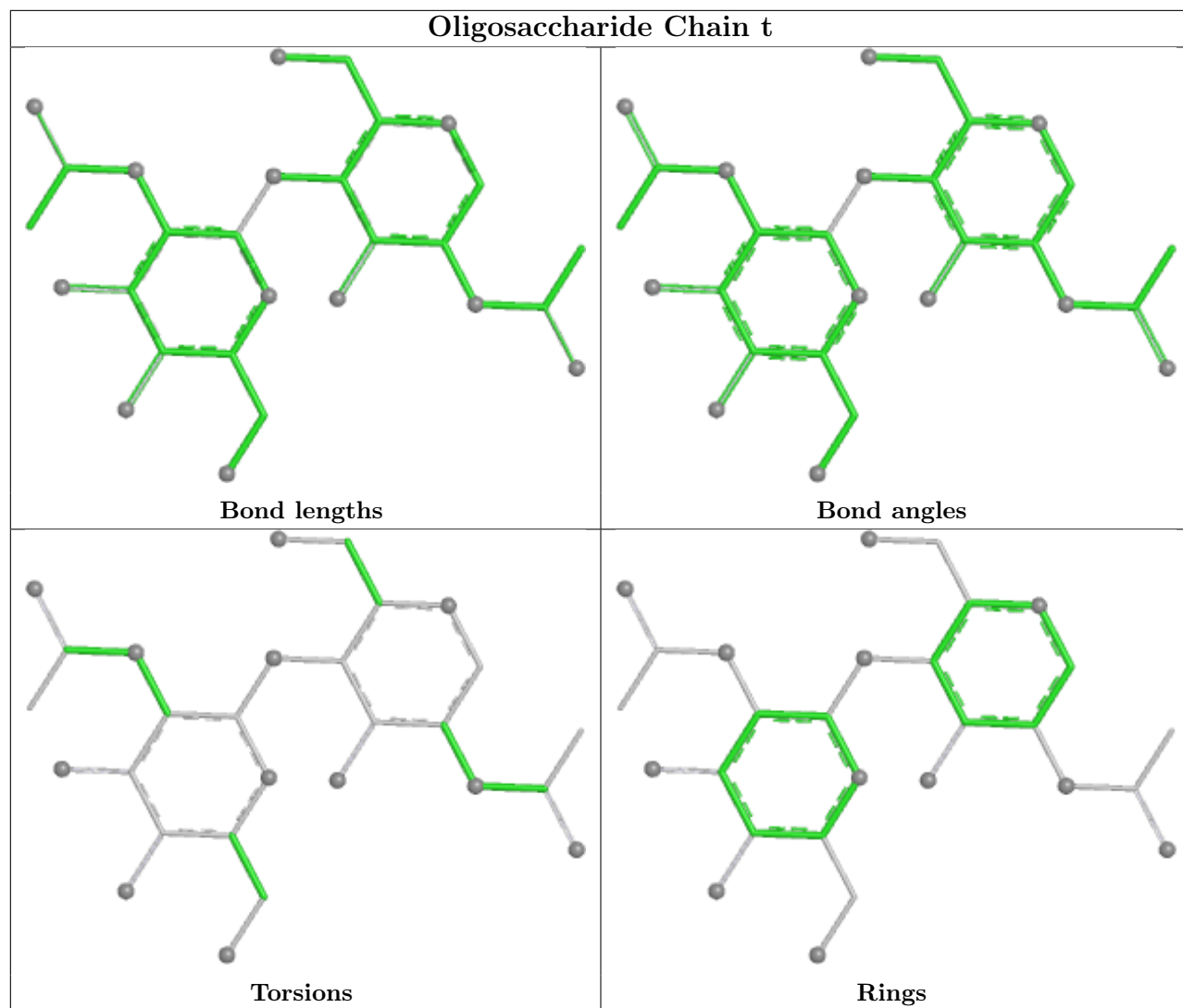


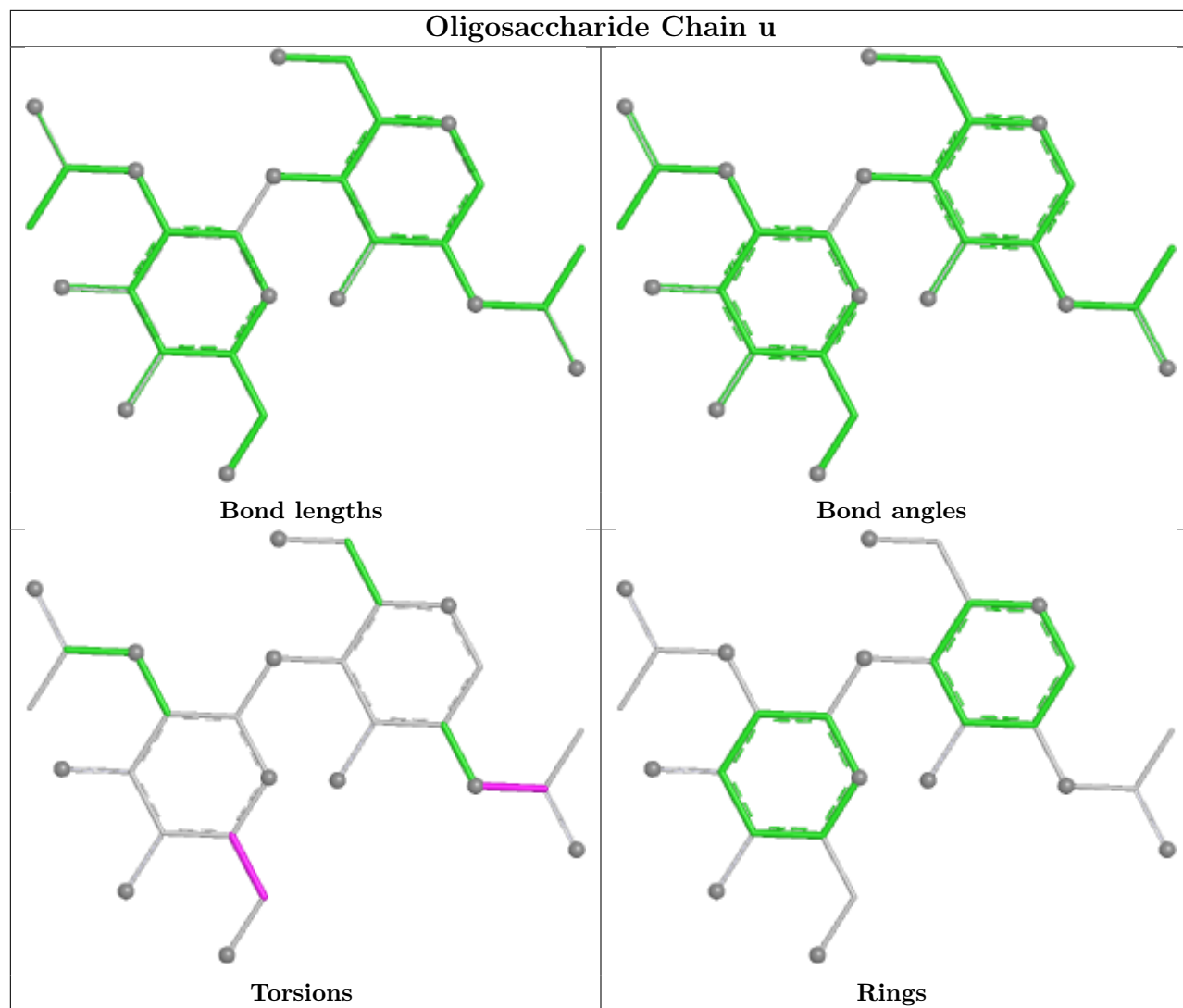


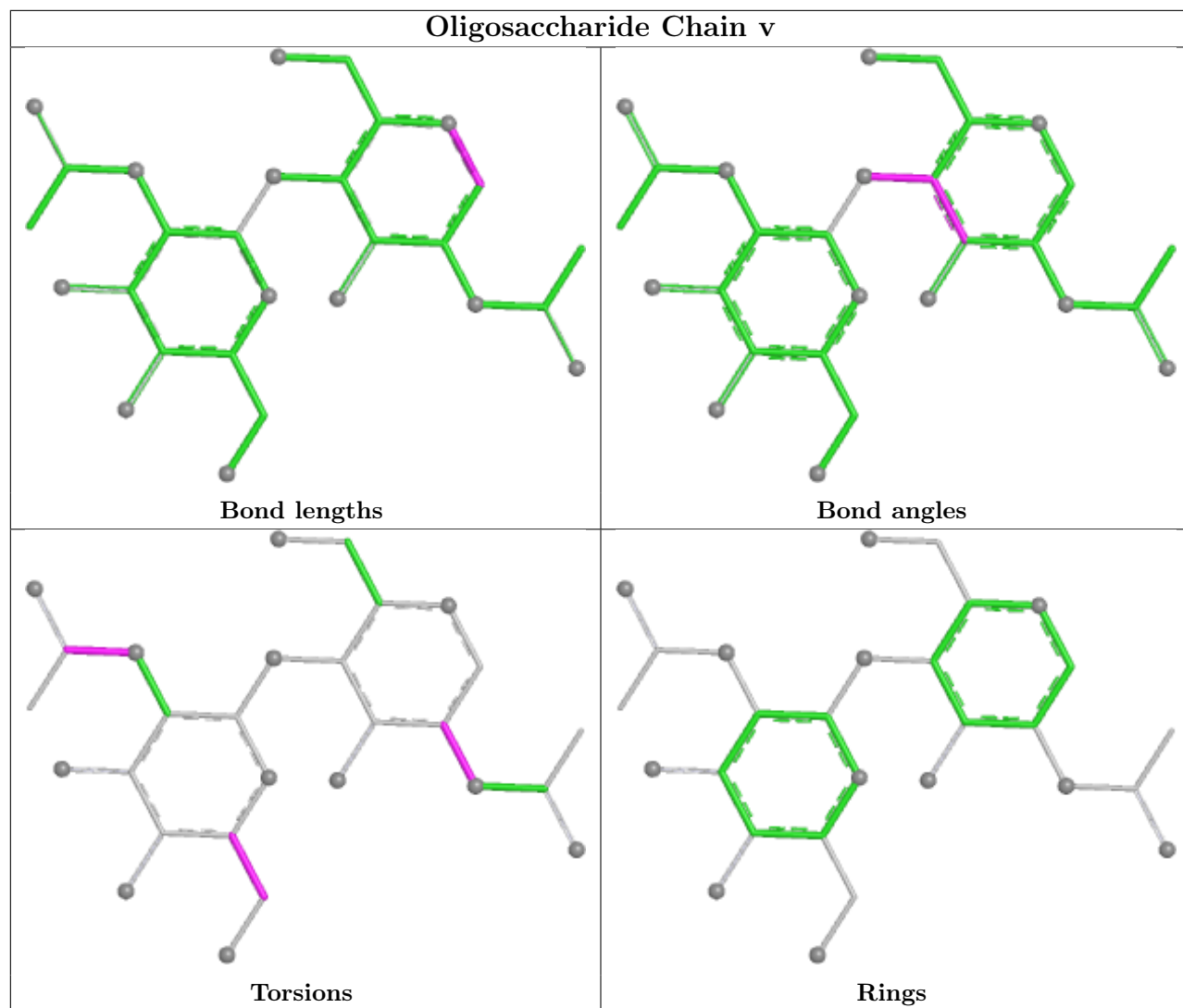


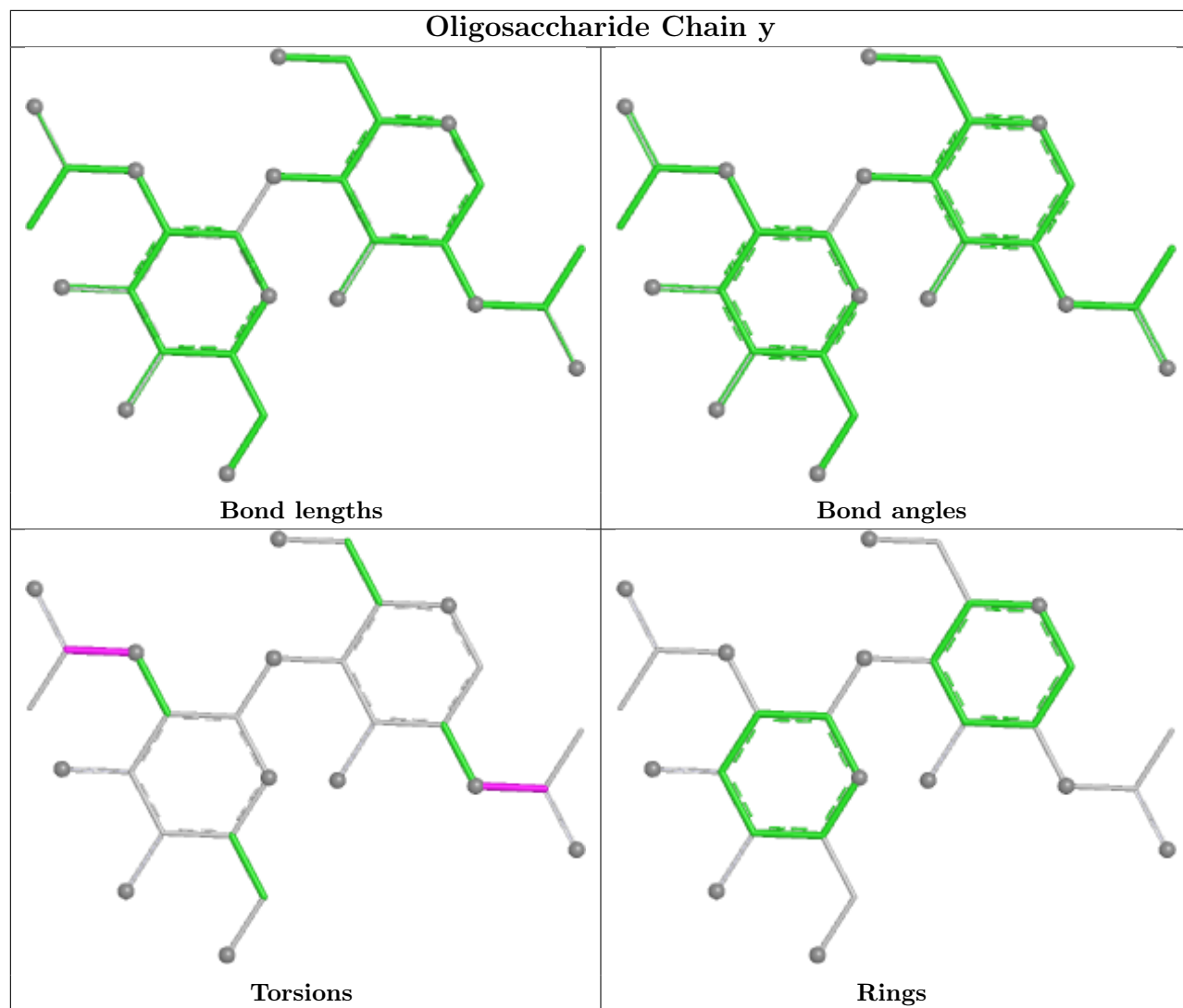


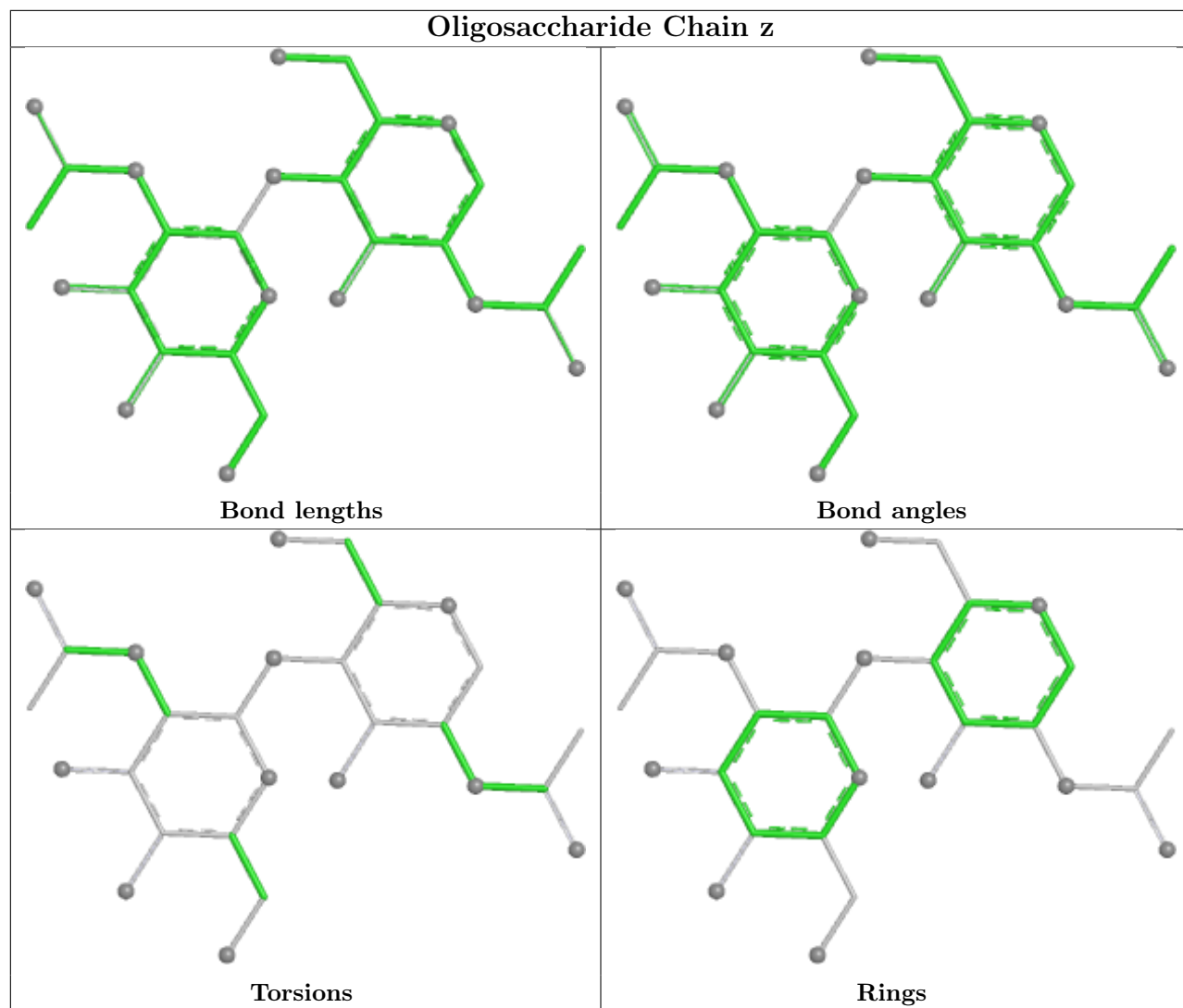


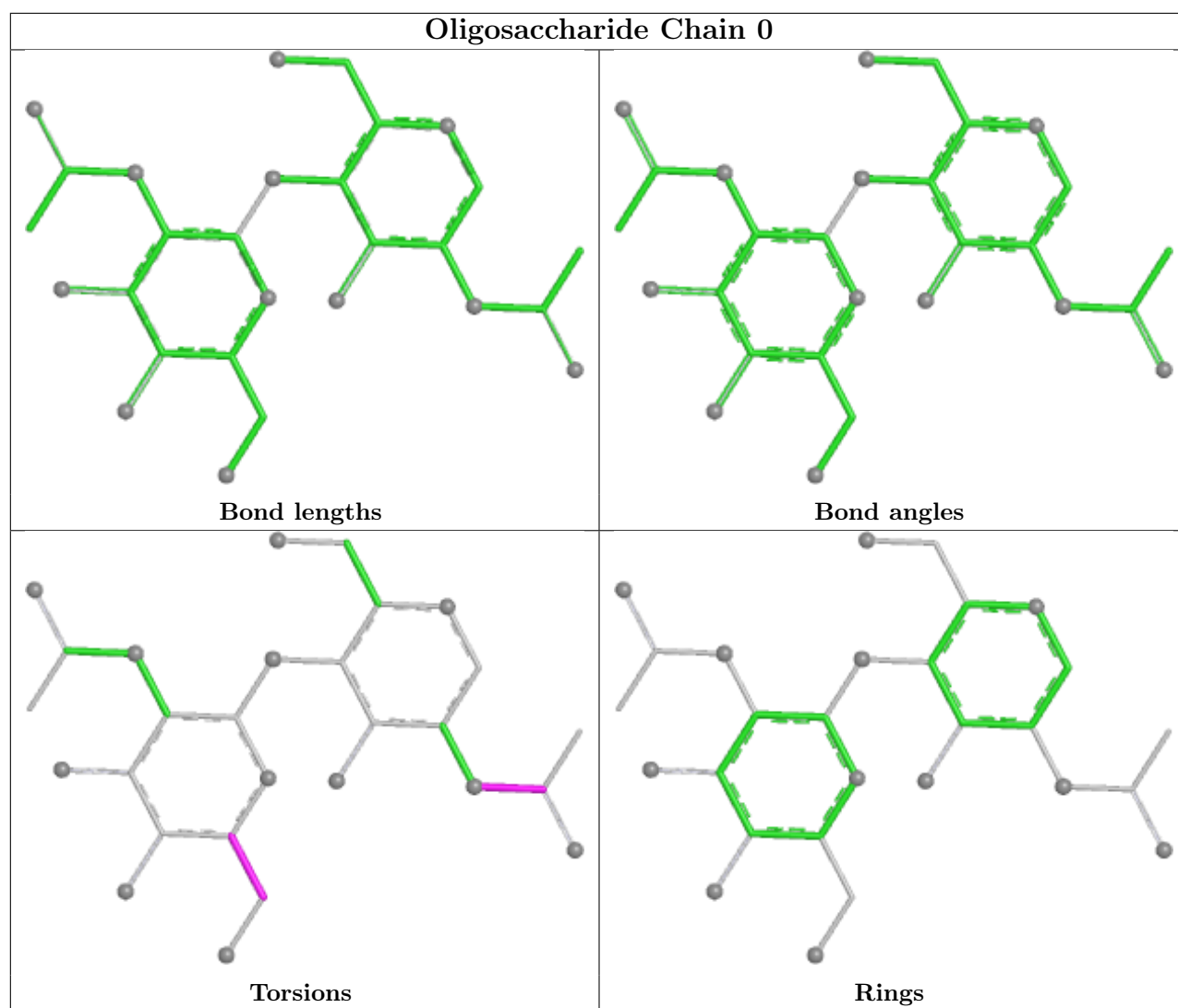


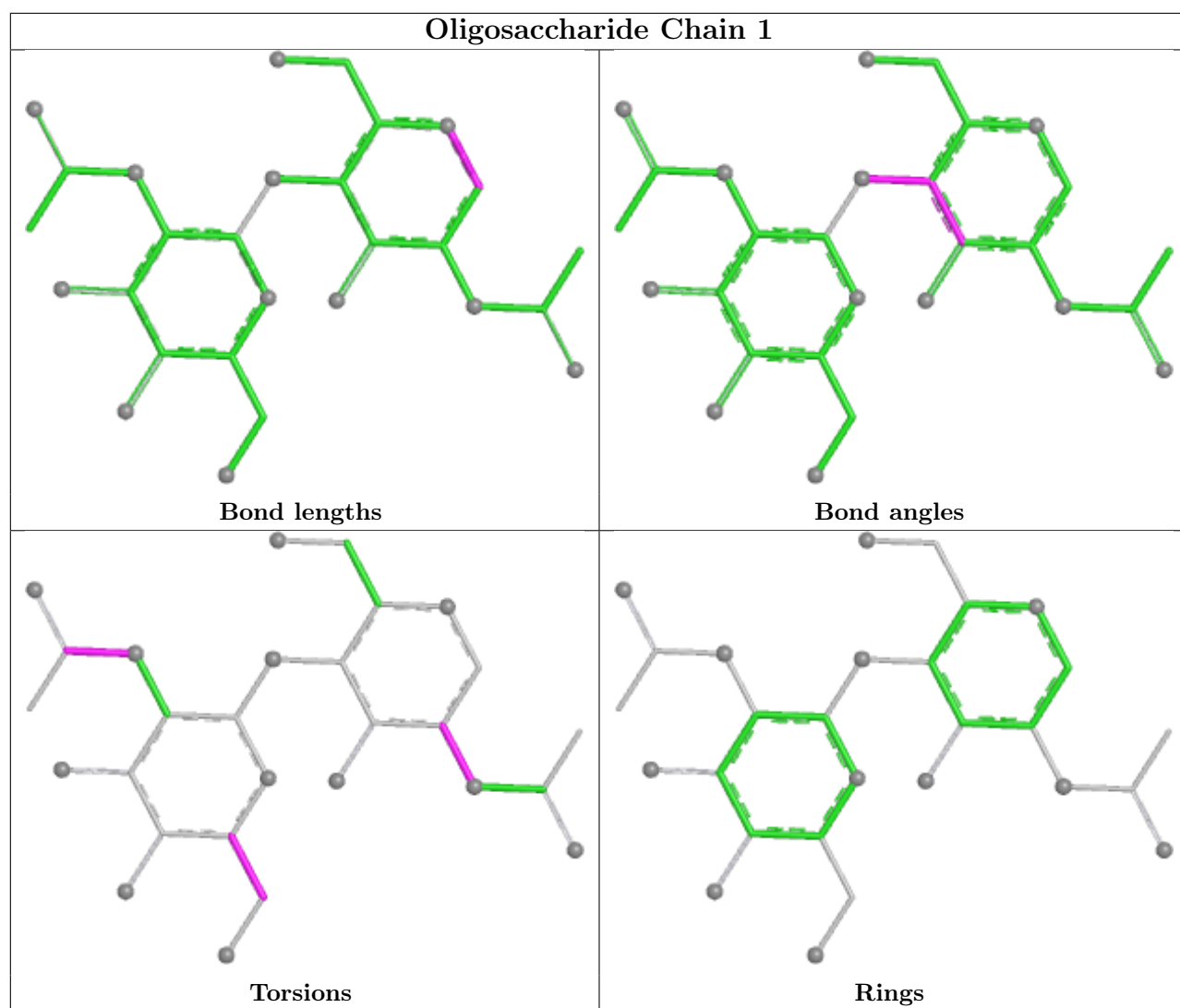


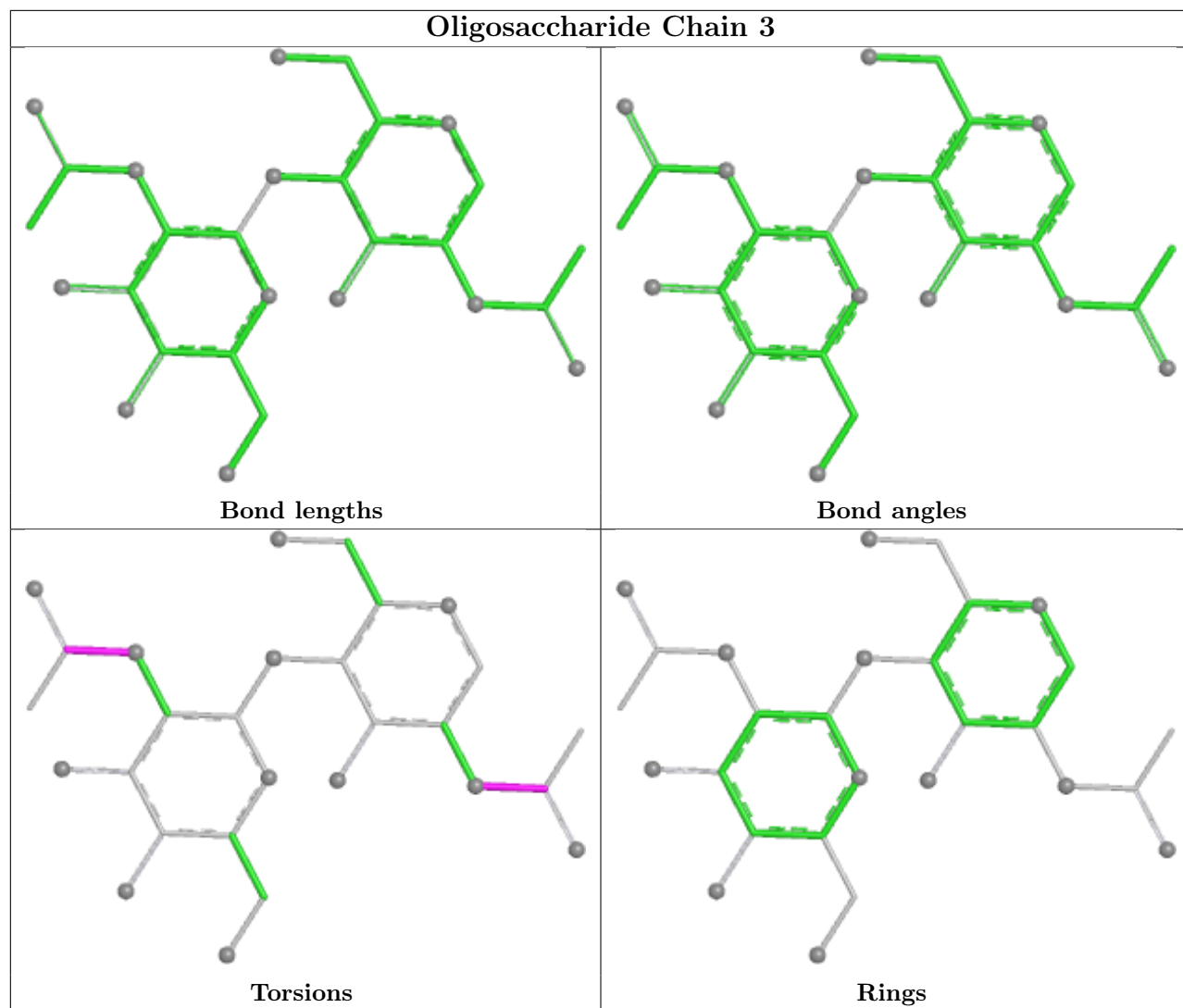


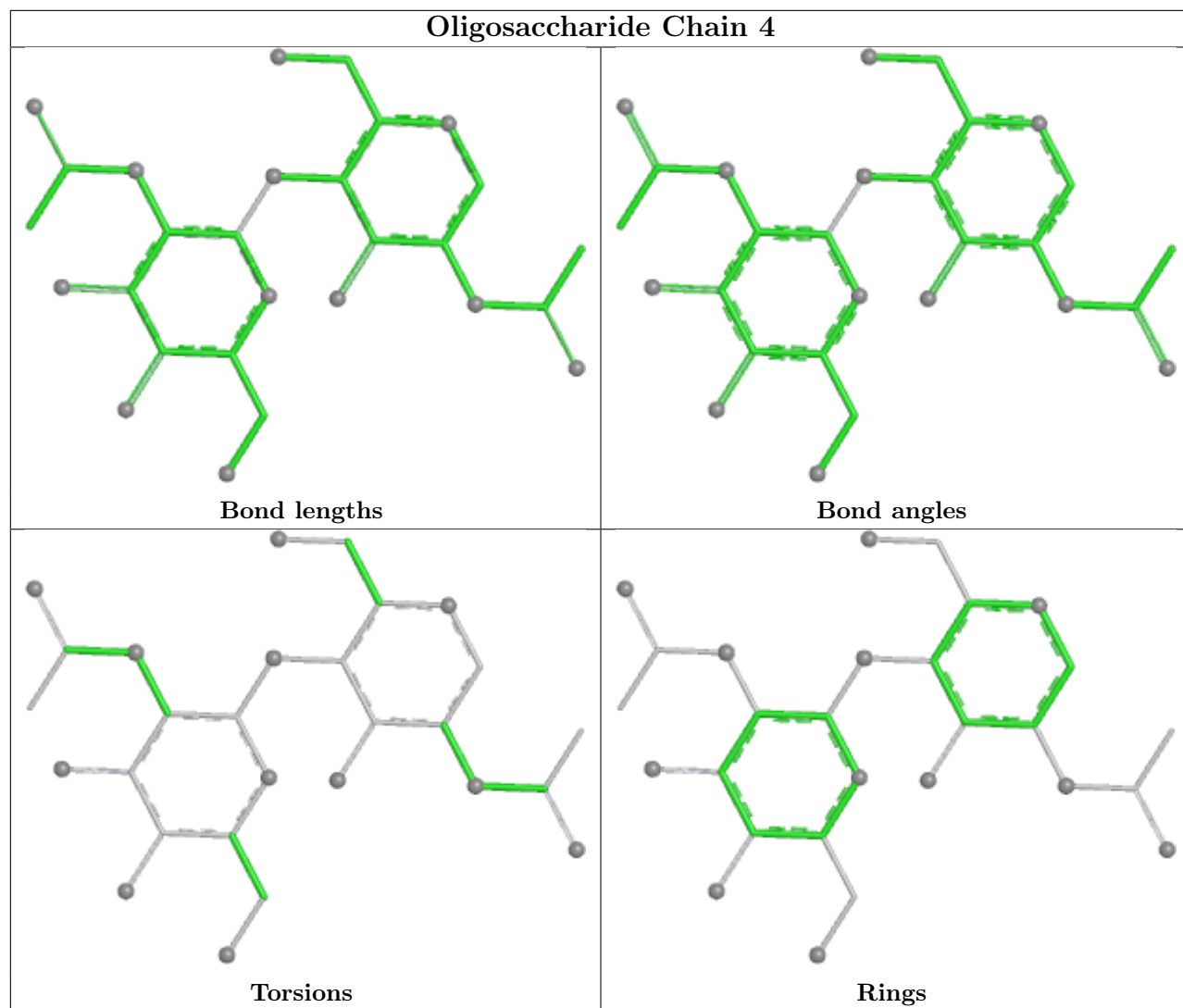


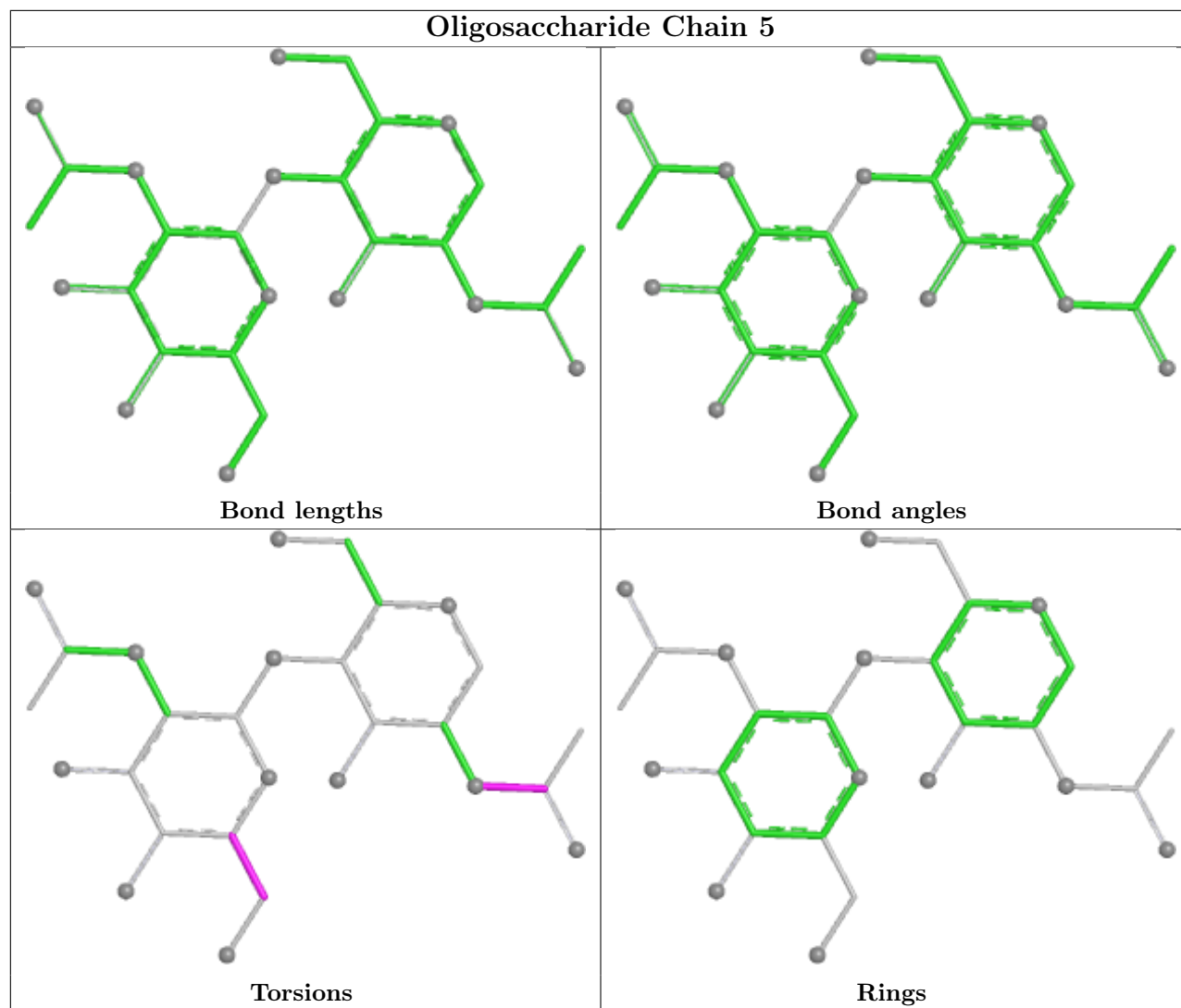


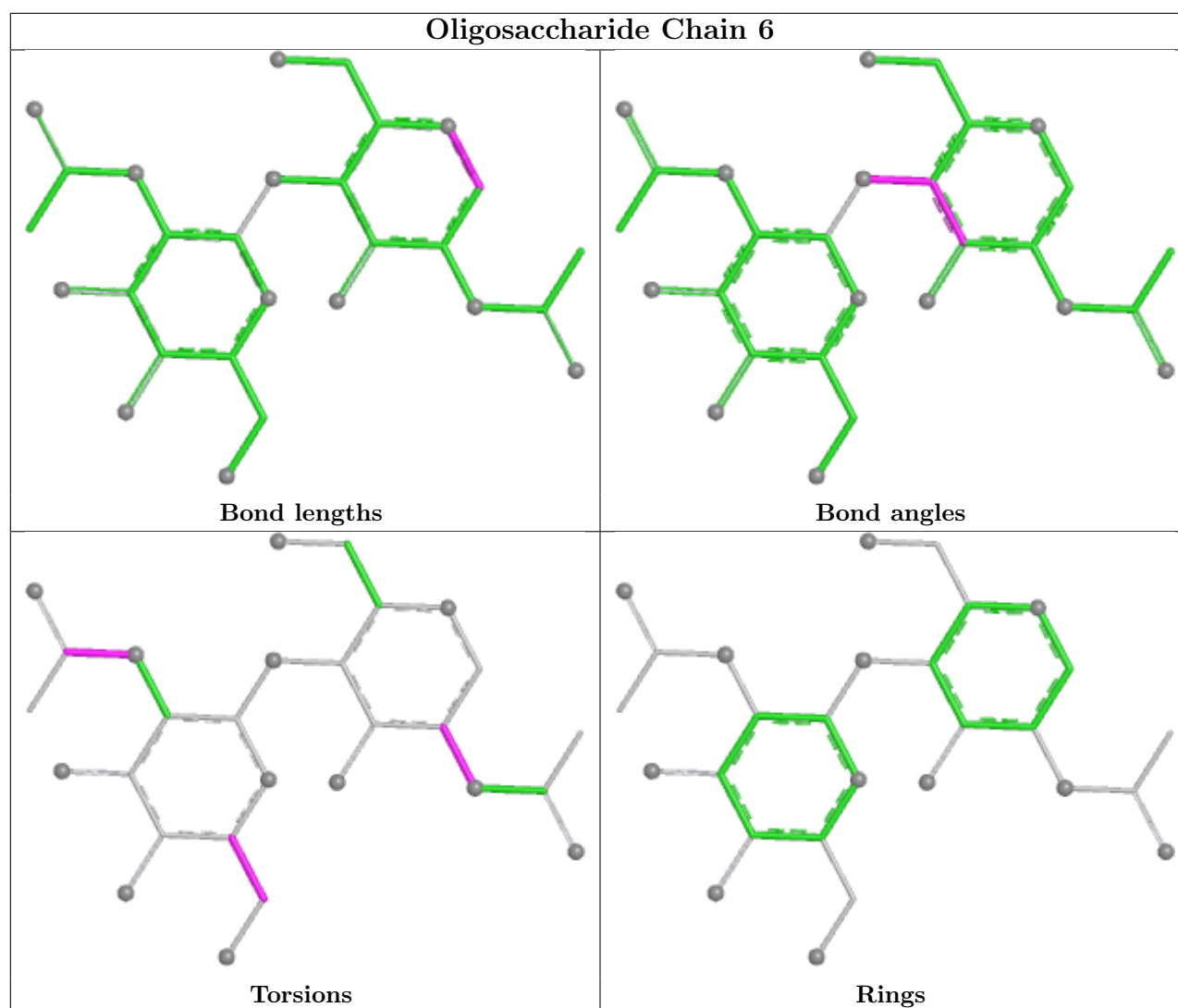












5.6 Ligand geometry [i](#)

48 ligands are modelled in this entry.

In the following table, the Counts columns list the number of bonds (or angles) for which Mogul statistics could be retrieved, the number of bonds (or angles) that are observed in the model and the number of bonds (or angles) that are defined in the Chemical Component Dictionary. The Link column lists molecule types, if any, to which the group is linked. The Z score for a bond length (or angle) is the number of standard deviations the observed value is removed from the expected value. A bond length (or angle) with $|Z| > 2$ is considered an outlier worth inspection. RMSZ is the root-mean-square of all Z scores of the bond lengths (or angles).

Mol	Type	Chain	Res	Link	Bond lengths			Bond angles		
					Counts	RMSZ	$\# Z > 2$	Counts	RMSZ	$\# Z > 2$
8	NAG	C	605	1	14,14,15	0.28	0	17,19,21	0.46	0
8	NAG	Q	606	1	14,14,15	0.27	0	17,19,21	0.46	0
8	NAG	T	701	2	14,14,15	0.26	0	17,19,21	0.54	0

Mol	Type	Chain	Res	Link	Bond lengths			Bond angles		
					Counts	RMSZ	# Z > 2	Counts	RMSZ	# Z > 2
8	NAG	S	605	1	14,14,15	0.28	0	17,19,21	0.48	0
8	NAG	Q	604	1	14,14,15	0.35	0	17,19,21	0.49	0
8	NAG	E	604	1	14,14,15	0.32	0	17,19,21	0.48	0
8	NAG	C	606	1	14,14,15	0.25	0	17,19,21	0.45	0
8	NAG	O	606	1	14,14,15	0.28	0	17,19,21	0.46	0
8	NAG	A	607	1	14,14,15	0.24	0	17,19,21	0.46	0
8	NAG	S	607	1	14,14,15	0.25	0	17,19,21	0.48	0
8	NAG	F	701	2	14,14,15	0.27	0	17,19,21	0.54	0
8	NAG	A	602	1	14,14,15	0.19	0	17,19,21	0.49	0
8	NAG	A	605	1	14,14,15	0.28	0	17,19,21	0.46	0
8	NAG	C	604	1	14,14,15	0.37	0	17,19,21	0.48	0
8	NAG	O	604	1	14,14,15	0.37	0	17,19,21	0.49	0
8	NAG	E	602	1	14,14,15	0.21	0	17,19,21	0.48	0
8	NAG	A	603	1	14,14,15	0.38	0	17,19,21	0.61	0
8	NAG	C	601	1	14,14,15	0.27	0	17,19,21	0.41	0
8	NAG	S	606	1	14,14,15	0.23	0	17,19,21	0.45	0
8	NAG	A	606	1	14,14,15	0.29	0	17,19,21	0.46	0
8	NAG	E	605	1	14,14,15	0.27	0	17,19,21	0.48	0
8	NAG	O	601	1	14,14,15	0.25	0	17,19,21	0.42	0
8	NAG	O	605	1	14,14,15	0.28	0	17,19,21	0.46	0
8	NAG	C	603	1	14,14,15	0.37	0	17,19,21	0.63	0
8	NAG	R	701	2	14,14,15	0.36	0	17,19,21	0.46	0
8	NAG	D	701	2	14,14,15	0.25	0	17,19,21	0.45	0
8	NAG	E	601	1	14,14,15	0.28	0	17,19,21	0.42	0
8	NAG	O	607	1	14,14,15	0.23	0	17,19,21	0.47	0
8	NAG	O	603	1	14,14,15	0.37	0	17,19,21	0.62	0
8	NAG	Q	605	1	14,14,15	0.28	0	17,19,21	0.47	0
8	NAG	A	604	1	14,14,15	0.35	0	17,19,21	0.49	0
8	NAG	S	604	1	14,14,15	0.33	0	17,19,21	0.47	0
8	NAG	E	607	1	14,14,15	0.26	0	17,19,21	0.48	0
8	NAG	O	602	1	14,14,15	0.21	0	17,19,21	0.49	0
8	NAG	A	601	1	14,14,15	0.25	0	17,19,21	0.42	0
8	NAG	E	603	1	14,14,15	0.36	0	17,19,21	0.61	0
8	NAG	P	701	2	14,14,15	0.24	0	17,19,21	0.45	0
8	NAG	Q	601	1	14,14,15	0.26	0	17,19,21	0.42	0
8	NAG	E	606	1	14,14,15	0.22	0	17,19,21	0.44	0
8	NAG	B	701	2	14,14,15	0.35	0	17,19,21	0.46	0
8	NAG	S	601	1	14,14,15	0.26	0	17,19,21	0.42	0
8	NAG	Q	603	1	14,14,15	0.39	0	17,19,21	0.60	0
8	NAG	Q	607	1	14,14,15	0.25	0	17,19,21	0.46	0
8	NAG	S	602	1	14,14,15	0.21	0	17,19,21	0.48	0
8	NAG	C	607	1	14,14,15	0.23	0	17,19,21	0.46	0
8	NAG	S	603	1	14,14,15	0.37	0	17,19,21	0.60	0

Mol	Type	Chain	Res	Link	Bond lengths			Bond angles		
					Counts	RMSZ	# Z > 2	Counts	RMSZ	# Z > 2
8	NAG	Q	602	1	14,14,15	0.18	0	17,19,21	0.49	0
8	NAG	C	602	1	14,14,15	0.20	0	17,19,21	0.49	0

In the following table, the Chirals column lists the number of chiral outliers, the number of chiral centers analysed, the number of these observed in the model and the number defined in the Chemical Component Dictionary. Similar counts are reported in the Torsion and Rings columns. '-' means no outliers of that kind were identified.

Mol	Type	Chain	Res	Link	Chirals	Torsions	Rings
8	NAG	C	605	1	-	1/6/23/26	0/1/1/1
8	NAG	Q	606	1	-	4/6/23/26	0/1/1/1
8	NAG	T	701	2	-	0/6/23/26	0/1/1/1
8	NAG	S	605	1	-	1/6/23/26	0/1/1/1
8	NAG	Q	604	1	-	0/6/23/26	0/1/1/1
8	NAG	E	604	1	-	0/6/23/26	0/1/1/1
8	NAG	C	606	1	-	4/6/23/26	0/1/1/1
8	NAG	O	606	1	-	4/6/23/26	0/1/1/1
8	NAG	A	607	1	-	3/6/23/26	0/1/1/1
8	NAG	S	607	1	-	3/6/23/26	0/1/1/1
8	NAG	F	701	2	-	0/6/23/26	0/1/1/1
8	NAG	A	602	1	-	4/6/23/26	0/1/1/1
8	NAG	A	605	1	-	1/6/23/26	0/1/1/1
8	NAG	C	604	1	-	1/6/23/26	0/1/1/1
8	NAG	O	604	1	-	1/6/23/26	0/1/1/1
8	NAG	E	602	1	-	4/6/23/26	0/1/1/1
8	NAG	A	603	1	-	0/6/23/26	0/1/1/1
8	NAG	C	601	1	-	2/6/23/26	0/1/1/1
8	NAG	S	606	1	-	4/6/23/26	0/1/1/1
8	NAG	A	606	1	-	4/6/23/26	0/1/1/1
8	NAG	E	605	1	-	1/6/23/26	0/1/1/1
8	NAG	O	601	1	-	2/6/23/26	0/1/1/1
8	NAG	O	605	1	-	1/6/23/26	0/1/1/1
8	NAG	C	603	1	-	0/6/23/26	0/1/1/1
8	NAG	R	701	2	-	0/6/23/26	0/1/1/1
8	NAG	D	701	2	-	3/6/23/26	0/1/1/1
8	NAG	E	601	1	-	2/6/23/26	0/1/1/1
8	NAG	O	607	1	-	3/6/23/26	0/1/1/1
8	NAG	O	603	1	-	0/6/23/26	0/1/1/1
8	NAG	Q	605	1	-	1/6/23/26	0/1/1/1

Continued on next page...

Continued from previous page...

Mol	Type	Chain	Res	Link	Chirals	Torsions	Rings
8	NAG	A	604	1	-	0/6/23/26	0/1/1/1
8	NAG	S	604	1	-	0/6/23/26	0/1/1/1
8	NAG	E	607	1	-	3/6/23/26	0/1/1/1
8	NAG	O	602	1	-	4/6/23/26	0/1/1/1
8	NAG	A	601	1	-	2/6/23/26	0/1/1/1
8	NAG	E	603	1	-	0/6/23/26	0/1/1/1
8	NAG	P	701	2	-	3/6/23/26	0/1/1/1
8	NAG	Q	601	1	-	2/6/23/26	0/1/1/1
8	NAG	E	606	1	-	4/6/23/26	0/1/1/1
8	NAG	B	701	2	-	0/6/23/26	0/1/1/1
8	NAG	S	601	1	-	2/6/23/26	0/1/1/1
8	NAG	Q	603	1	-	0/6/23/26	0/1/1/1
8	NAG	Q	607	1	-	3/6/23/26	0/1/1/1
8	NAG	S	602	1	-	4/6/23/26	0/1/1/1
8	NAG	C	607	1	-	3/6/23/26	0/1/1/1
8	NAG	S	603	1	-	0/6/23/26	0/1/1/1
8	NAG	Q	602	1	-	4/6/23/26	0/1/1/1
8	NAG	C	602	1	-	4/6/23/26	0/1/1/1

There are no bond length outliers.

There are no bond angle outliers.

There are no chirality outliers.

All (92) torsion outliers are listed below:

Mol	Chain	Res	Type	Atoms
8	A	601	NAG	O5-C5-C6-O6
8	C	601	NAG	O5-C5-C6-O6
8	E	601	NAG	O5-C5-C6-O6
8	O	601	NAG	O5-C5-C6-O6
8	Q	601	NAG	O5-C5-C6-O6
8	S	601	NAG	O5-C5-C6-O6
8	A	602	NAG	O5-C5-C6-O6
8	C	602	NAG	O5-C5-C6-O6
8	E	602	NAG	O5-C5-C6-O6
8	O	602	NAG	O5-C5-C6-O6
8	Q	602	NAG	O5-C5-C6-O6
8	S	602	NAG	O5-C5-C6-O6
8	A	602	NAG	C8-C7-N2-C2

Continued on next page...

Continued from previous page...

Mol	Chain	Res	Type	Atoms
8	A	602	NAG	O7-C7-N2-C2
8	A	606	NAG	C8-C7-N2-C2
8	A	606	NAG	O7-C7-N2-C2
8	A	607	NAG	C8-C7-N2-C2
8	A	607	NAG	O7-C7-N2-C2
8	C	602	NAG	C8-C7-N2-C2
8	C	602	NAG	O7-C7-N2-C2
8	C	606	NAG	C8-C7-N2-C2
8	C	606	NAG	O7-C7-N2-C2
8	C	607	NAG	C8-C7-N2-C2
8	C	607	NAG	O7-C7-N2-C2
8	D	701	NAG	C8-C7-N2-C2
8	D	701	NAG	O7-C7-N2-C2
8	E	602	NAG	C8-C7-N2-C2
8	E	602	NAG	O7-C7-N2-C2
8	E	606	NAG	C8-C7-N2-C2
8	E	606	NAG	O7-C7-N2-C2
8	E	607	NAG	C8-C7-N2-C2
8	E	607	NAG	O7-C7-N2-C2
8	O	602	NAG	C8-C7-N2-C2
8	O	602	NAG	O7-C7-N2-C2
8	O	606	NAG	C8-C7-N2-C2
8	O	606	NAG	O7-C7-N2-C2
8	O	607	NAG	C8-C7-N2-C2
8	O	607	NAG	O7-C7-N2-C2
8	P	701	NAG	C8-C7-N2-C2
8	P	701	NAG	O7-C7-N2-C2
8	Q	602	NAG	C8-C7-N2-C2
8	Q	602	NAG	O7-C7-N2-C2
8	Q	606	NAG	C8-C7-N2-C2
8	Q	606	NAG	O7-C7-N2-C2
8	Q	607	NAG	C8-C7-N2-C2
8	Q	607	NAG	O7-C7-N2-C2
8	S	602	NAG	C8-C7-N2-C2
8	S	602	NAG	O7-C7-N2-C2
8	S	606	NAG	C8-C7-N2-C2
8	S	606	NAG	O7-C7-N2-C2
8	S	607	NAG	C8-C7-N2-C2
8	S	607	NAG	O7-C7-N2-C2
8	A	606	NAG	O5-C5-C6-O6
8	C	606	NAG	O5-C5-C6-O6
8	E	606	NAG	O5-C5-C6-O6

Continued on next page...

Continued from previous page...

Mol	Chain	Res	Type	Atoms
8	O	606	NAG	O5-C5-C6-O6
8	Q	606	NAG	O5-C5-C6-O6
8	S	606	NAG	O5-C5-C6-O6
8	A	602	NAG	C4-C5-C6-O6
8	C	602	NAG	C4-C5-C6-O6
8	E	602	NAG	C4-C5-C6-O6
8	O	602	NAG	C4-C5-C6-O6
8	Q	602	NAG	C4-C5-C6-O6
8	S	602	NAG	C4-C5-C6-O6
8	A	601	NAG	C4-C5-C6-O6
8	E	601	NAG	C4-C5-C6-O6
8	O	601	NAG	C4-C5-C6-O6
8	Q	601	NAG	C4-C5-C6-O6
8	S	601	NAG	C4-C5-C6-O6
8	C	601	NAG	C4-C5-C6-O6
8	E	606	NAG	C4-C5-C6-O6
8	A	606	NAG	C4-C5-C6-O6
8	Q	606	NAG	C4-C5-C6-O6
8	S	606	NAG	C4-C5-C6-O6
8	C	606	NAG	C4-C5-C6-O6
8	O	606	NAG	C4-C5-C6-O6
8	E	607	NAG	O5-C5-C6-O6
8	C	605	NAG	O5-C5-C6-O6
8	O	605	NAG	O5-C5-C6-O6
8	Q	605	NAG	O5-C5-C6-O6
8	S	607	NAG	O5-C5-C6-O6
8	S	605	NAG	O5-C5-C6-O6
8	A	605	NAG	O5-C5-C6-O6
8	E	605	NAG	O5-C5-C6-O6
8	O	607	NAG	O5-C5-C6-O6
8	C	607	NAG	O5-C5-C6-O6
8	A	607	NAG	O5-C5-C6-O6
8	Q	607	NAG	O5-C5-C6-O6
8	C	604	NAG	C1-C2-N2-C7
8	O	604	NAG	C1-C2-N2-C7
8	P	701	NAG	C4-C5-C6-O6
8	D	701	NAG	C4-C5-C6-O6

There are no ring outliers.

8 monomers are involved in 8 short contacts:

Mol	Chain	Res	Type	Clashes	Symm-Clashes
8	Q	606	NAG	1	0
8	C	606	NAG	1	0
8	O	606	NAG	1	0
8	S	606	NAG	1	0
8	A	606	NAG	1	0
8	R	701	NAG	1	0
8	E	606	NAG	1	0
8	B	701	NAG	1	0

5.7 Other polymers [i](#)

There are no such residues in this entry.

5.8 Polymer linkage issues [i](#)

There are no chain breaks in this entry.

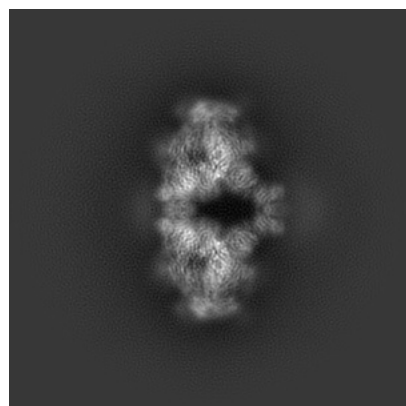
6 Map visualisation [i](#)

This section contains visualisations of the EMDB entry EMD-70022. These allow visual inspection of the internal detail of the map and identification of artifacts.

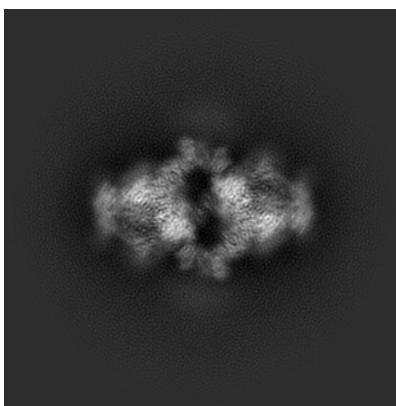
Images derived from a raw map, generated by summing the deposited half-maps, are presented below the corresponding image components of the primary map to allow further visual inspection and comparison with those of the primary map.

6.1 Orthogonal projections [i](#)

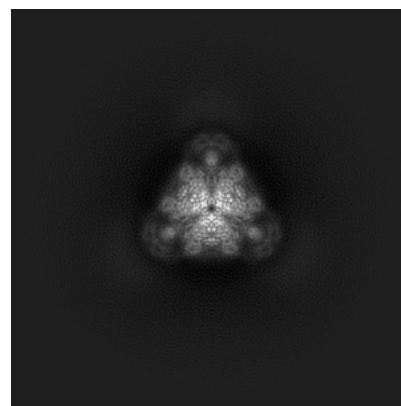
6.1.1 Primary map



X

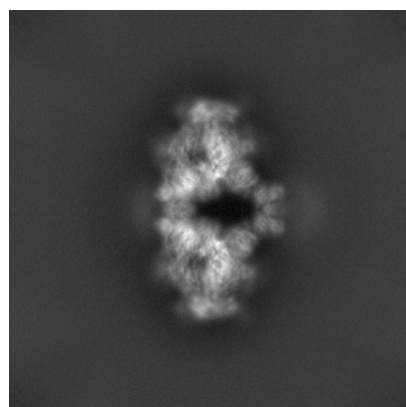


Y




Z

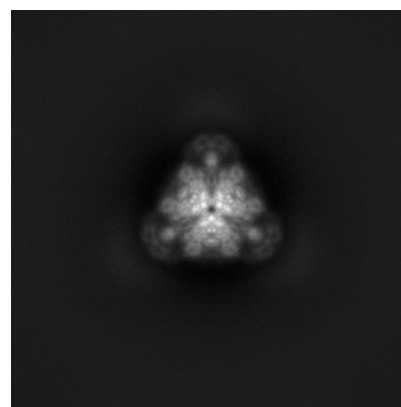
6.1.2 Raw map



X



Y

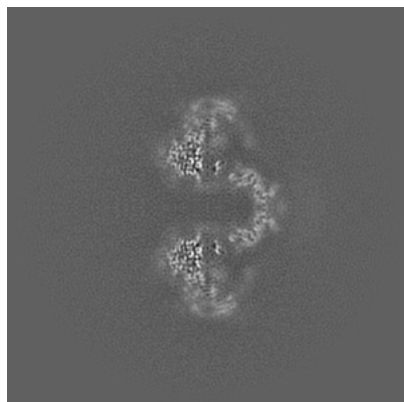


Z

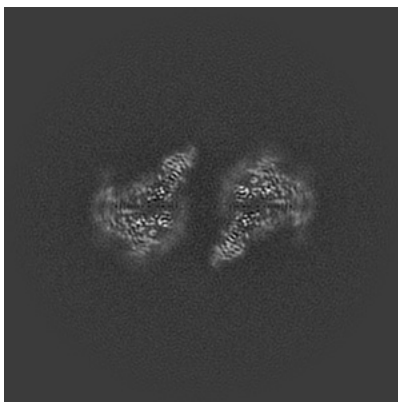
The images above show the map projected in three orthogonal directions.

6.2 Central slices [i](#)

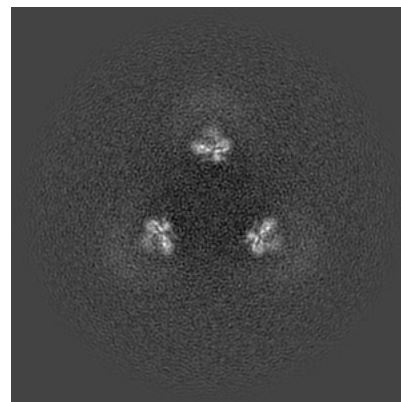
6.2.1 Primary map



X Index: 180

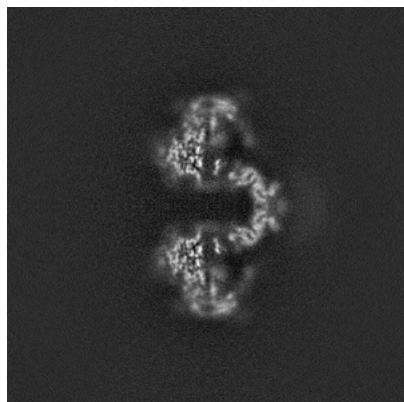


Y Index: 180

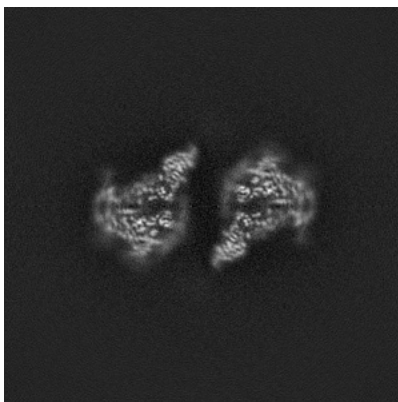


Z Index: 180

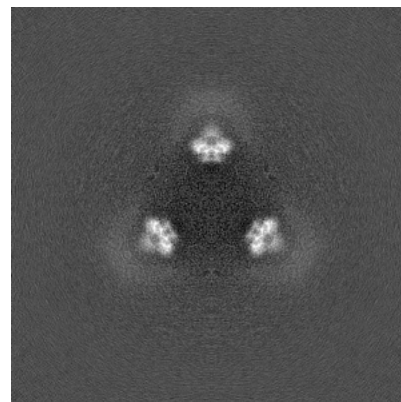
6.2.2 Raw map



X Index: 180



Y Index: 180

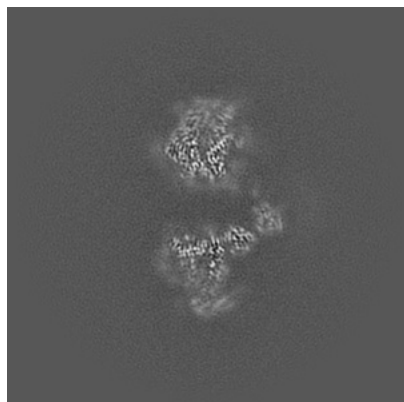


Z Index: 180

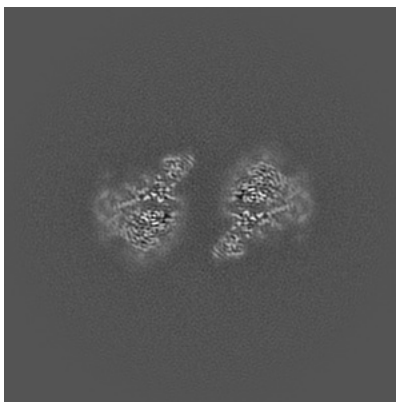
The images above show central slices of the map in three orthogonal directions.

6.3 Largest variance slices [i](#)

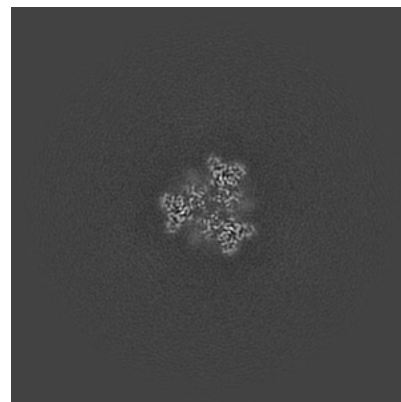
6.3.1 Primary map



X Index: 173

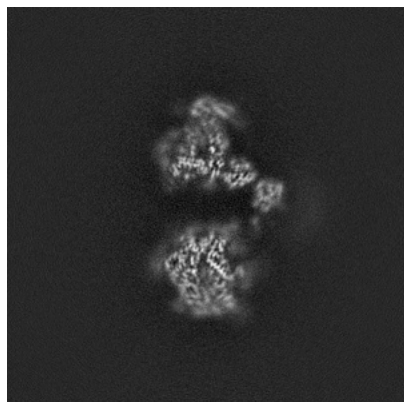


Y Index: 184

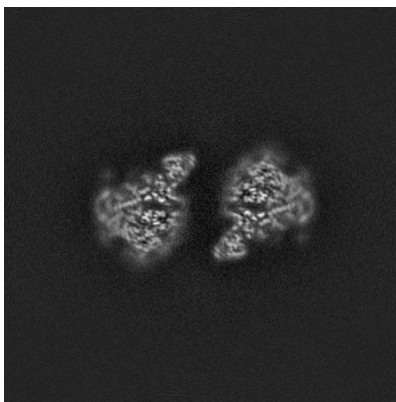


Z Index: 208

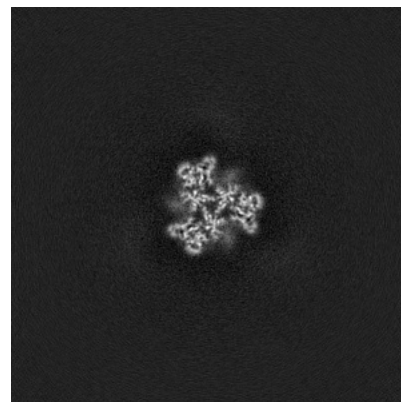
6.3.2 Raw map



X Index: 187



Y Index: 184

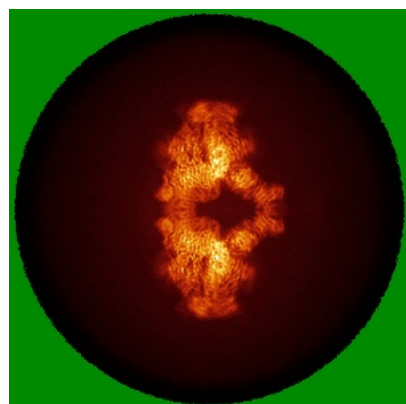


Z Index: 150


The images above show the largest variance slices of the map in three orthogonal directions.

6.4 Orthogonal standard-deviation projections (False-color) [i](#)


6.4.1 Primary map



X

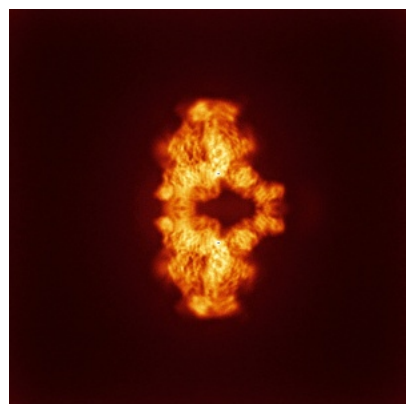


Y

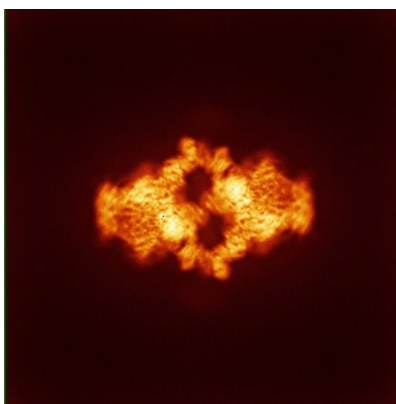


Z

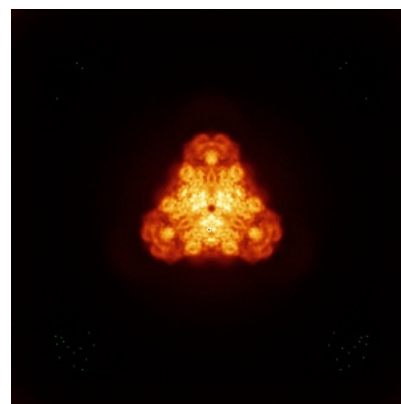
6.4.2 Raw map



X



Y




Z

The images above show the map standard deviation projections with false color in three orthogonal directions. Minimum values are shown in green, max in blue, and dark to light orange shades represent small to large values respectively.


6.5 Orthogonal surface views [i](#)

6.5.1 Primary map



The images above show the 3D surface view of the map at the recommended contour level 0.18. These images, in conjunction with the slice images, may facilitate assessment of whether an appropriate contour level has been provided.

6.5.2 Raw map



These images show the 3D surface of the raw map. The raw map's contour level was selected so that its surface encloses the same volume as the primary map does at its recommended contour level.

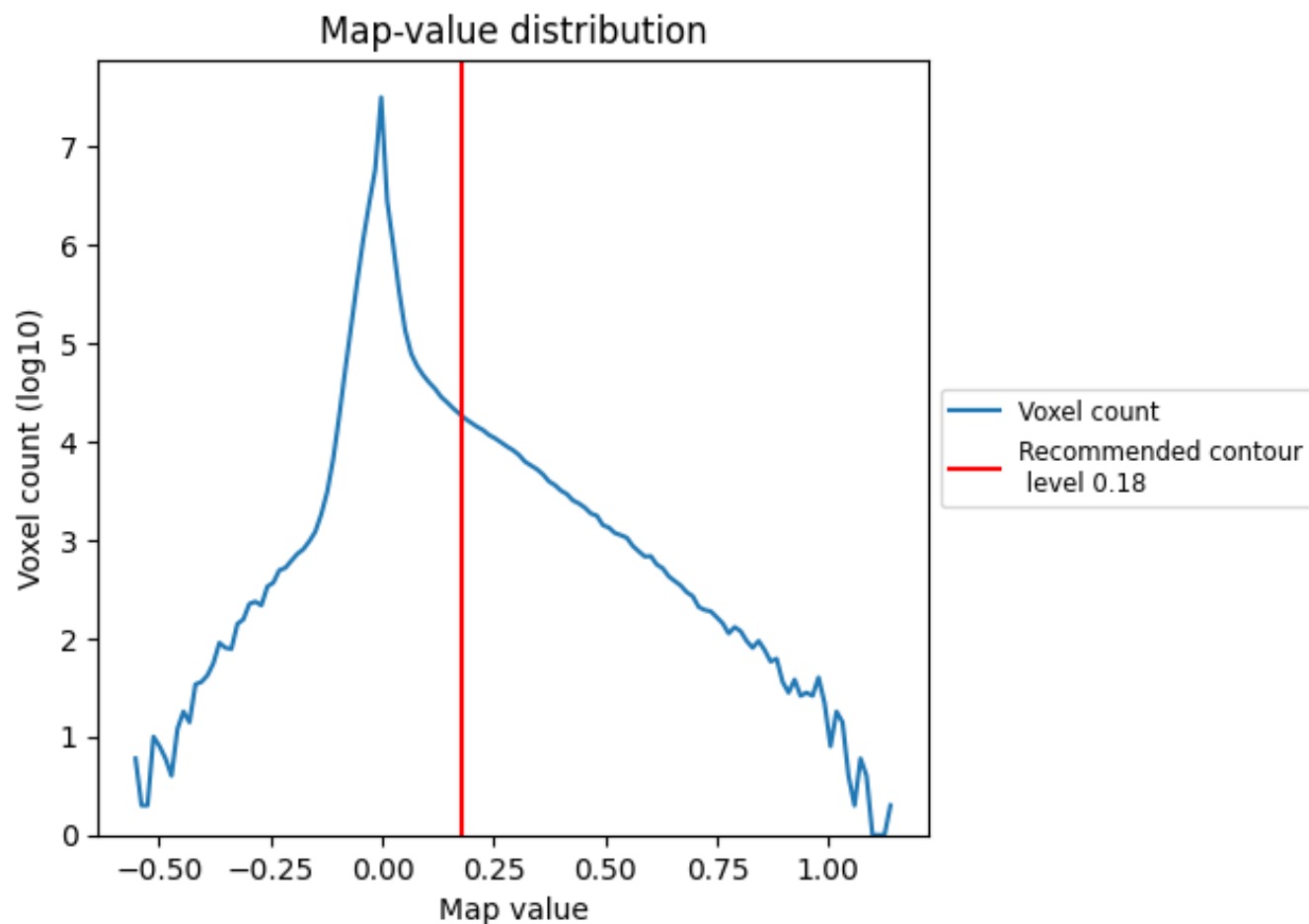
6.6 Mask visualisation [i](#)

This section was not generated. No masks/segmentation were deposited.

7 Map analysis [i](#)

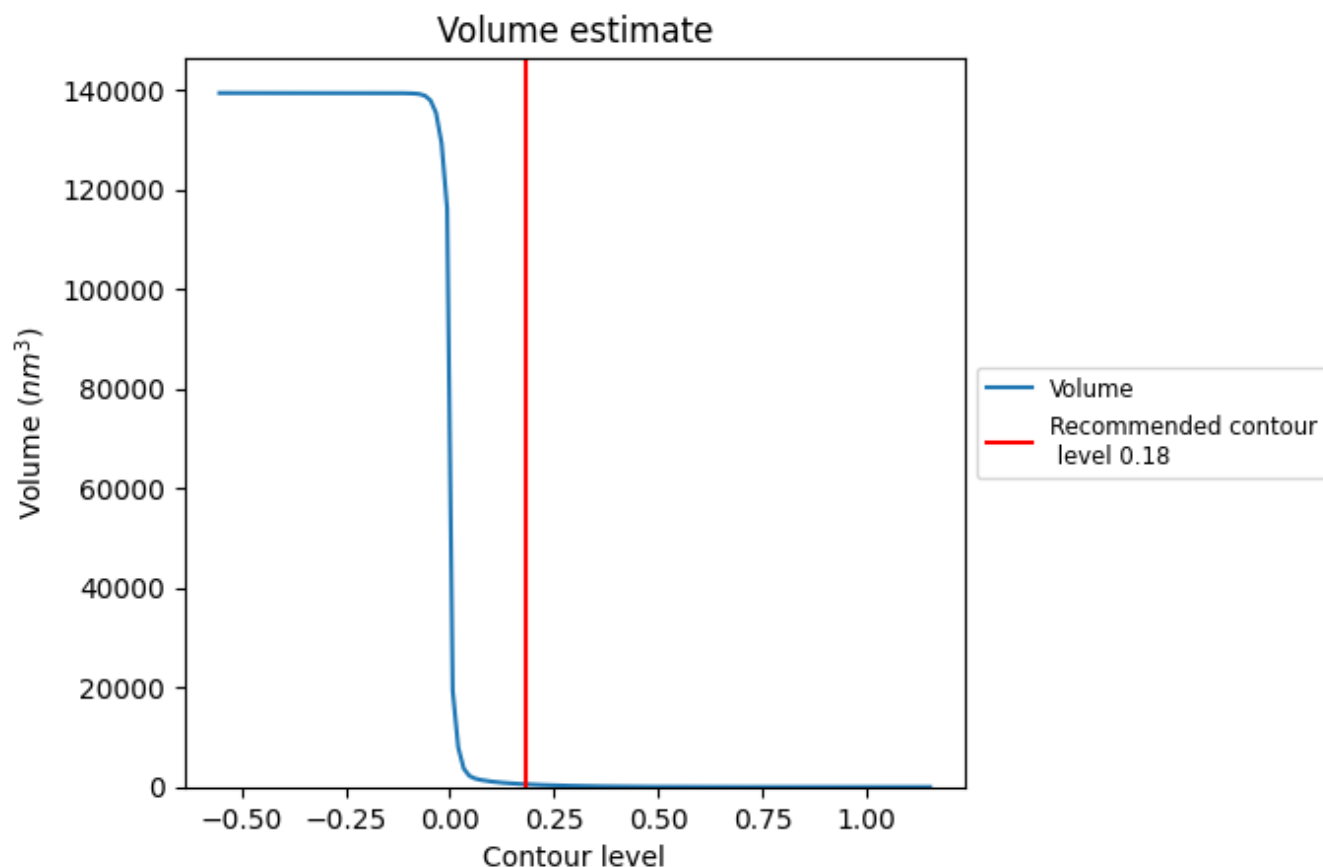
This section contains the results of statistical analysis of the map.

7.1 Map-value distribution [i](#)



The map-value distribution is plotted in 128 intervals along the x-axis. The y-axis is logarithmic. A spike in this graph at zero usually indicates that the volume has been masked.

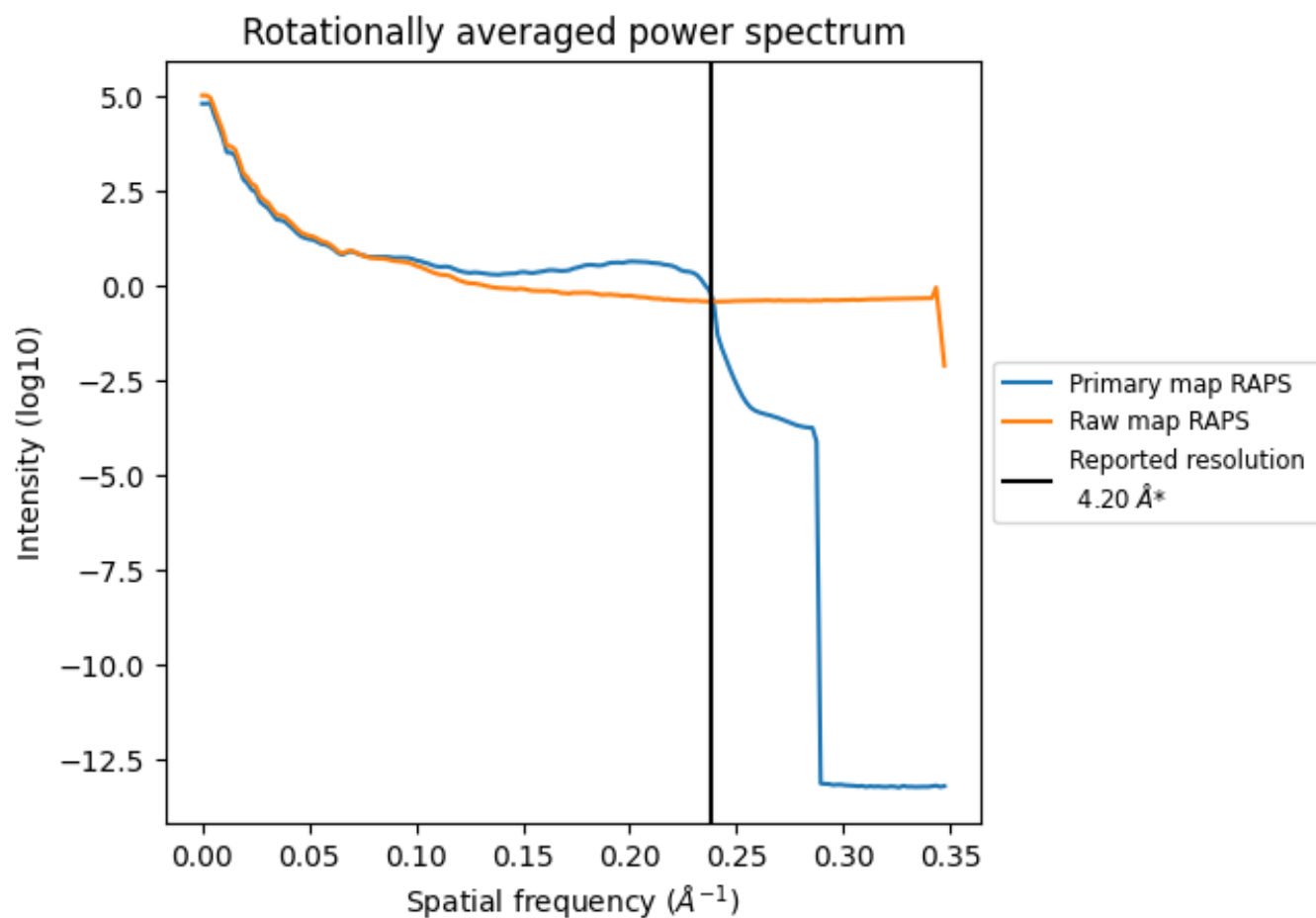
7.2 Volume estimate [i](#)



The volume at the recommended contour level is 551 nm³; this corresponds to an approximate mass of 497 kDa.

The volume estimate graph shows how the enclosed volume varies with the contour level. The recommended contour level is shown as a vertical line and the intersection between the line and the curve gives the volume of the enclosed surface at the given level.

7.3 Rotationally averaged power spectrum ⓘ

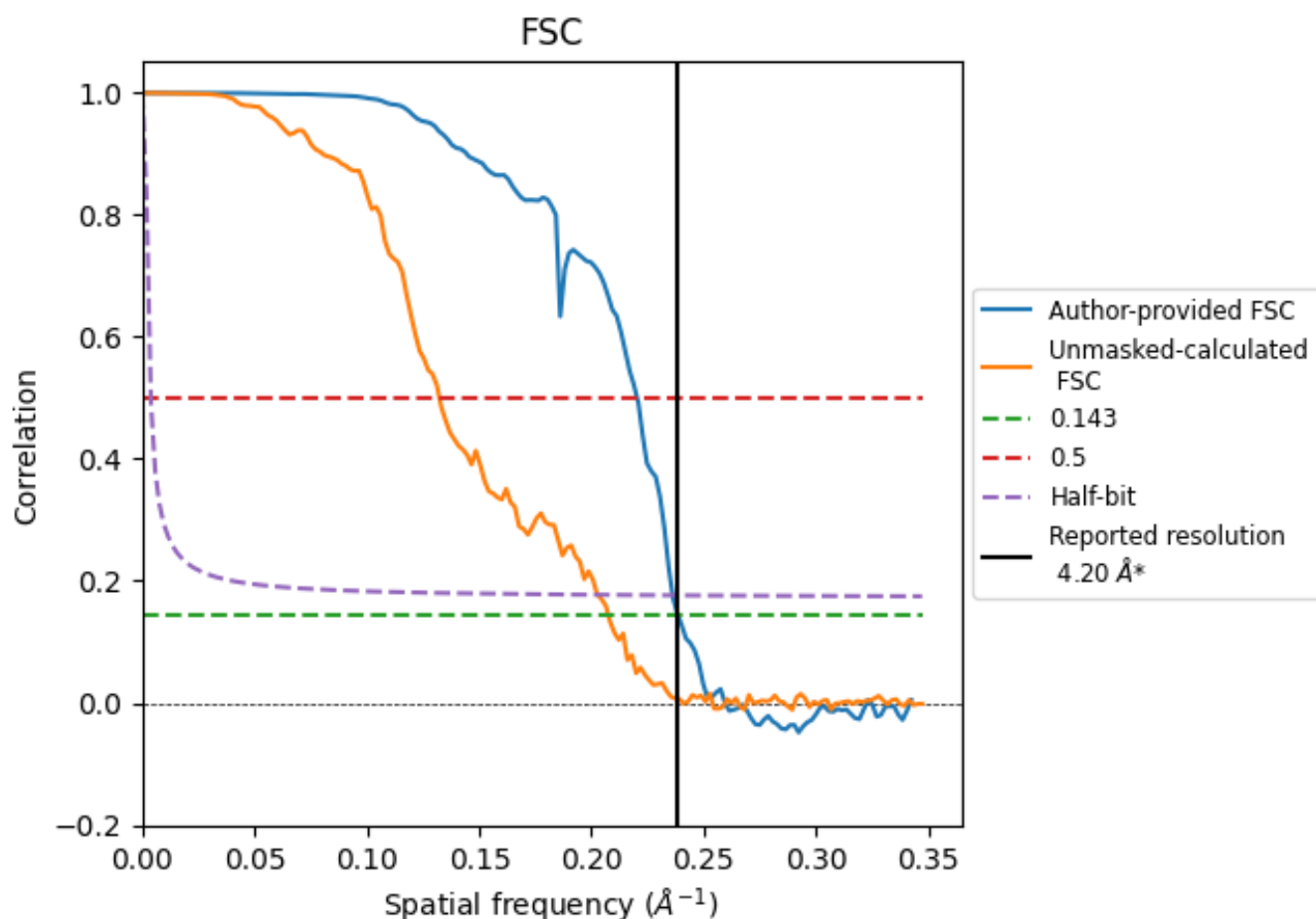


*Reported resolution corresponds to spatial frequency of 0.238 Å⁻¹

8 Fourier-Shell correlation [i](#)

Fourier-Shell Correlation (FSC) is the most commonly used method to estimate the resolution of single-particle and subtomogram-averaged maps. The shape of the curve depends on the imposed symmetry, mask and whether or not the two 3D reconstructions used were processed from a common reference. The reported resolution is shown as a black line. A curve is displayed for the half-bit criterion in addition to lines showing the 0.143 gold standard cut-off and 0.5 cut-off.

8.1 FSC [i](#)



*Reported resolution corresponds to spatial frequency of 0.238 \AA^{-1}

8.2 Resolution estimates [i](#)

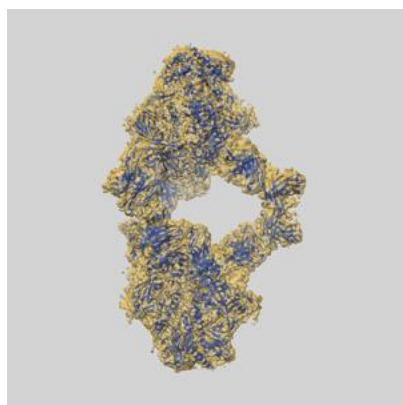
Resolution estimate (Å)	Estimation criterion (FSC cut-off)		
	0.143	0.5	Half-bit
Reported by author	4.20	-	-
Author-provided FSC curve	4.19	4.54	4.24
Unmasked-calculated*	4.82	7.56	4.93

*Resolution estimate based on FSC curve calculated by comparison of deposited half-maps. The value from deposited half-maps intersecting FSC 0.143 CUT-OFF 4.82 differs from the reported value 4.2 by more than 10 %

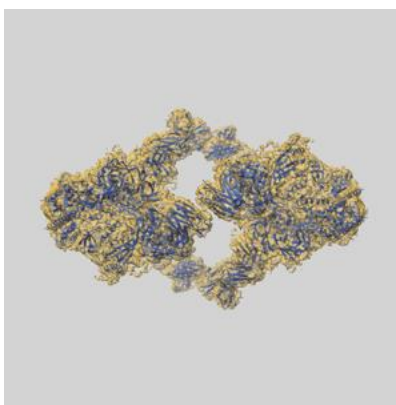
9 Map-model fit [i](#)

This section contains information regarding the fit between EMDB map EMD-70022 and PDB model 9O2U. Per-residue inclusion information can be found in [section 3](#) on [page 14](#).

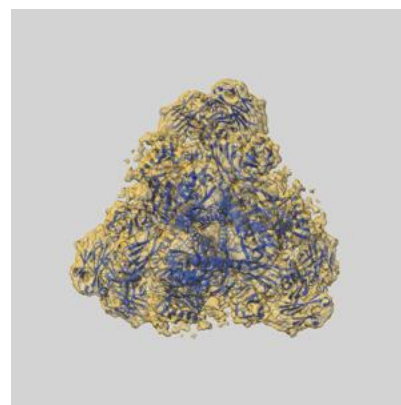
9.1 Map-model overlay [i](#)



X




Y



Z

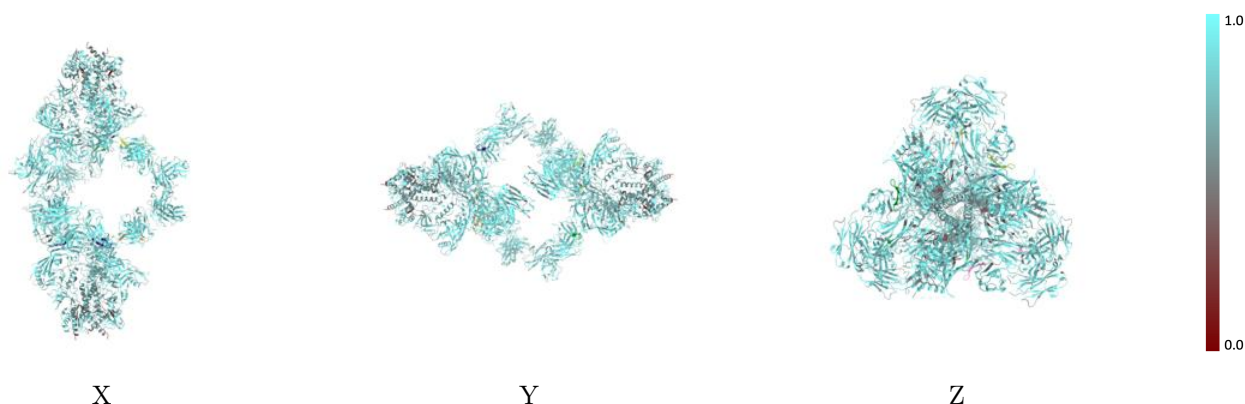
The images above show the 3D surface view of the map at the recommended contour level 0.18 at 50% transparency in yellow overlaid with a ribbon representation of the model coloured in blue. These images allow for the visual assessment of the quality of fit between the atomic model and the map.

9.2 Q-score mapped to coordinate model [i](#)



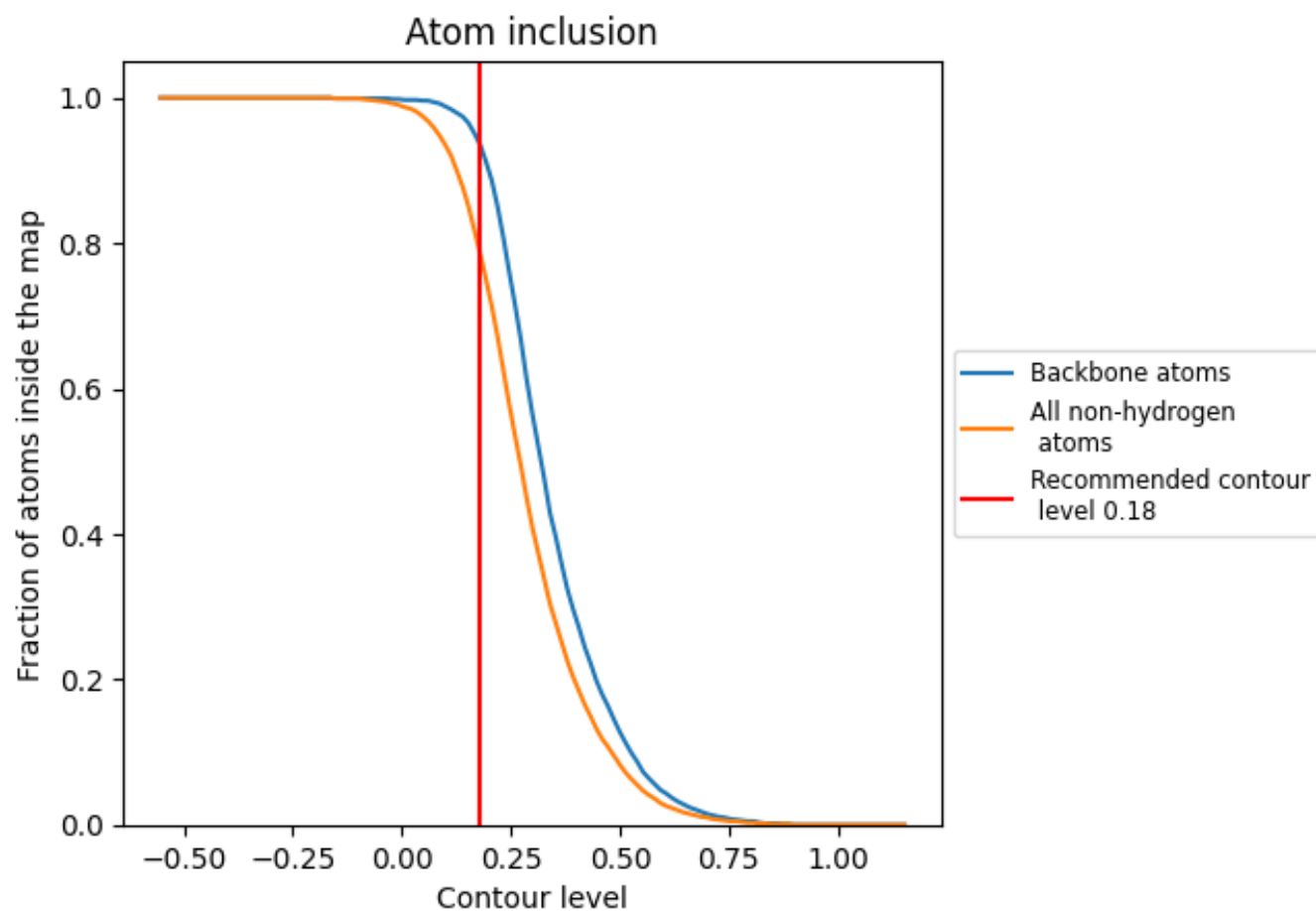
The images above show the model with each residue coloured according to its Q-score. This shows their resolvability in the map with higher Q-score values reflecting better resolvability. Please note: Q-score is calculating the resolvability of atoms, and thus high values are only expected at resolutions at which atoms can be resolved. Low Q-score values may therefore be expected for many entries.

9.3 Atom inclusion mapped to coordinate model [i](#)



The images above show the model with each residue coloured according to its atom inclusion. This shows to what extent they are inside the map at the recommended contour level (0.18).







































































9.4 Atom inclusion [i](#)



At the recommended contour level, 94% of all backbone atoms, 78% of all non-hydrogen atoms, are inside the map.

9.5 Map-model fit summary





















































The table lists the average atom inclusion at the recommended contour level (0.18) and Q-score for the entire model and for each chain.

Chain	Atom inclusion	Q-score
All	 0.7850	 0.2700
0	 0.8210	 0.4200
1	 0.8210	 0.2900
2	 0.8190	 0.3590
3	 0.6790	 0.3150
4	 0.6430	 0.2140
5	 0.8210	 0.4330
6	 0.8210	 0.3040
7	 0.7830	 0.3000
A	 0.7780	 0.2660
B	 0.6740	 0.1850
C	 0.7750	 0.2650
D	 0.6740	 0.1930
E	 0.7760	 0.2660
F	 0.6700	 0.1900
G	 0.7830	 0.3030
H	 0.8350	 0.3100
I	 0.8190	 0.3680
J	 0.8280	 0.3160
K	 0.8280	 0.2780
L	 0.8230	 0.2810
M	 0.8350	 0.3130
N	 0.8230	 0.2780
O	 0.7750	 0.2640
P	 0.6720	 0.1940
Q	 0.7780	 0.2650
R	 0.6750	 0.1850
S	 0.7750	 0.2650
T	 0.6710	 0.1880
U	 0.8280	 0.3160
V	 0.8270	 0.2780
W	 0.8340	 0.3100
X	 0.8230	 0.2800
Y	 0.8360	 0.3130
Z	 0.8240	 0.2770



Continued on next page...

Continued from previous page...

Chain	Atom inclusion	Q-score
a	 0.6790	 0.3310
b	 0.6790	 0.2000
c	 0.8210	 0.4270
d	 0.8210	 0.2970
e	 0.7830	 0.3070
f	 0.8190	 0.3730
g	 0.6790	 0.3320
h	 0.6790	 0.2190
i	 0.8210	 0.4370
j	 0.8210	 0.3020
k	 0.7830	 0.3040
l	 0.8190	 0.3720
m	 0.6790	 0.3160
n	 0.6430	 0.2160
o	 0.8210	 0.4300
p	 0.8210	 0.3100
q	 0.7830	 0.3150
r	 0.8190	 0.3630
s	 0.6790	 0.3200
t	 0.6790	 0.2450
u	 0.8210	 0.4310
v	 0.8210	 0.3070
w	 0.7830	 0.3140
x	 0.8190	 0.3650
y	 0.6790	 0.3260
z	 0.6790	 0.2130