



Full wwPDB EM Validation Report ⓘ

Mar 24, 2025 – 02:28 PM EDT

PDB ID : 9NLS
EMDB ID : EMD-40925
Title : E. coli initiation complex with EQ2-YbiT in Intermediate/PtIM(b) conformation
Authors : Singh, S.; Hunt, J.F.
Deposited on : 2025-03-03
Resolution : 3.30 Å(reported)

This is a Full wwPDB EM Validation Report for a publicly released PDB entry.

We welcome your comments at validation@mail.wwpdb.org

A user guide is available at

<https://www.wwpdb.org/validation/2017/EMValidationReportHelp>
with specific help available everywhere you see the ⓘ symbol.

The types of validation reports are described at

<http://www.wwpdb.org/validation/2017/FAQs#types>.

The following versions of software and data (see [references ⓘ](#)) were used in the production of this report:

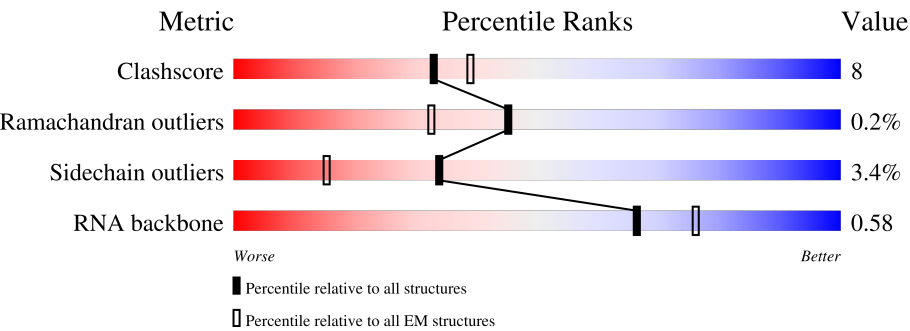
EMDB validation analysis : 0.0.1.dev117
Mogul : 2022.3.0, CSD as543be (2022)
MolProbity : 4.02b-467
buster-report : 1.1.7 (2018)
Percentile statistics : 20231227.v01 (using entries in the PDB archive December 27th 2023)
MapQ : 1.9.13
Ideal geometry (proteins) : Engh & Huber (2001)
Ideal geometry (DNA, RNA) : Parkinson et al. (1996)
Validation Pipeline (wwPDB-VP) : 2.41.4

1 Overall quality at a glance i

The following experimental techniques were used to determine the structure:
ELECTRON MICROSCOPY

The reported resolution of this entry is 3.30 Å.

Percentile scores (ranging between 0-100) for global validation metrics of the entry are shown in the following graphic. The table shows the number of entries on which the scores are based.



Metric	Whole archive (#Entries)	EM structures (#Entries)
Clashscore	210492	15764
Ramachandran outliers	207382	16835
Sidechain outliers	206894	16415
RNA backbone	6643	2191

The table below summarises the geometric issues observed across the polymeric chains and their fit to the map. The red, orange, yellow and green segments of the bar indicate the fraction of residues that contain outliers for ≥ 3 , 2, 1 and 0 types of geometric quality criteria respectively. A grey segment represents the fraction of residues that are not modelled. The numeric value for each fraction is indicated below the corresponding segment, with a dot representing fractions $\leq 5\%$. The upper red bar (where present) indicates the fraction of residues that have poor fit to the EM map (all-atom inclusion $< 40\%$). The numeric value is given above the bar.

Mol	Chain	Length	Quality of chain
1	1	220	<div><div>79%</div><div><div></div><div>76%</div><div>24%</div></div></div>
2	13	142	<div><div></div><div><div></div><div>75%</div><div>25%</div></div><div></div></div>
3	14	122	<div><div></div><div><div></div><div>80%</div><div>19%</div></div><div></div></div>
4	15	144	<div><div></div><div><div></div><div>83%</div><div>17%</div></div><div></div></div>
5	16	136	<div><div></div><div><div></div><div>81%</div><div>18%</div></div><div></div></div>
6	17	120	<div><div></div><div><div></div><div>82%</div><div>17%</div></div><div></div></div>
7	18	116	<div><div>6%</div><div><div></div><div>79%</div><div>20%</div></div><div></div></div>



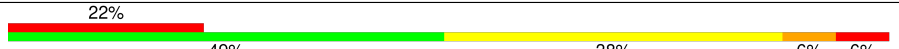


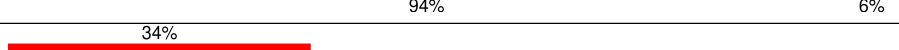

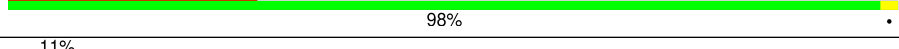
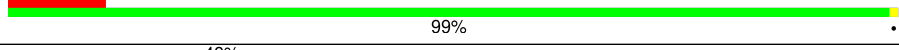
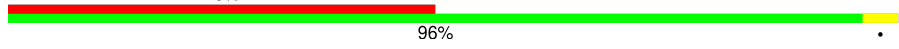
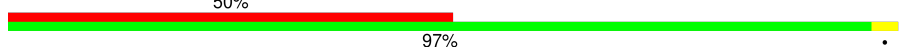
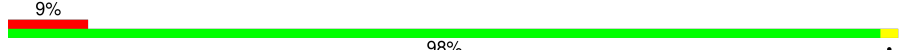
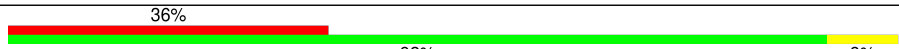
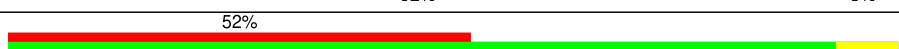

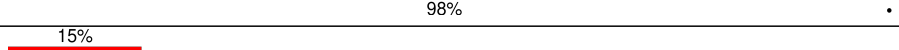
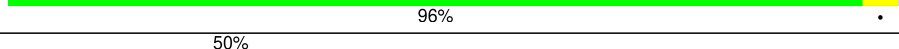
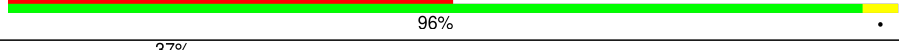
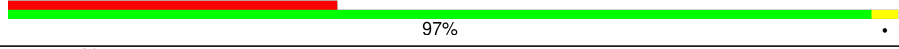
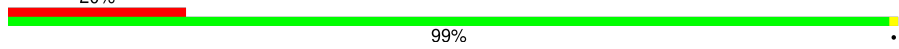
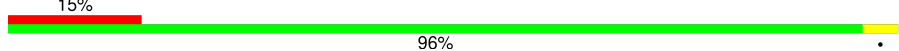


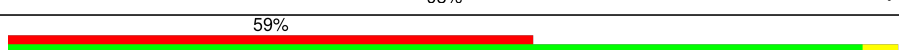
Continued on next page...

Continued from previous page...

Mol	Chain	Length	Quality of chain
8	19	114	
9	2	271	
10	20	117	
11	21	103	
12	22	110	
13	23	93	
14	24	102	
15	25	94	
16	27	77	
17	28	77	
18	29	63	
19	3	209	
20	30	58	
21	31	66	
22	32	56	
23	33	50	
24	34	46	
25	35	64	
26	36	38	
27	4	201	
28	5	177	
29	6	176	
30	9	149	
31	M	9	
32	R1	2903	

Continued on next page...

Continued from previous page...

Mol	Chain	Length	Quality of chain
33	R2	119	
34	R3	1539	
35	T	77	
36	Y	530	
37	sb	218	
38	sc	206	
39	sd	205	
40	se	157	
41	sf	100	
42	sg	151	
43	sh	129	
44	si	127	
45	sj	98	
46	sk	116	
47	sl	123	
48	sm	114	
49	sn	100	
50	so	88	
51	sp	82	
52	sq	80	
53	sr	65	
54	ss	79	
55	st	85	
56	su	65	

The following table lists non-polymeric compounds, carbohydrate monomers and non-standard residues in protein, DNA, RNA chains that are outliers for geometric or electron-density-fit crite-

ria:

Mol	Type	Chain	Res	Chirality	Geometry	Clashes	Electron density
35	H2U	T	20	X	-	-	-
35	4OC	T	32	X	-	-	-
35	5MU	T	54	X	-	-	-
35	PSU	T	55	X	-	-	-
35	4SU	T	8	X	-	-	-

2 Entry composition

There are 61 unique types of molecules in this entry. The entry contains 149997 atoms, of which 0 are hydrogens and 0 are deuteriums.

In the tables below, the AltConf column contains the number of residues with at least one atom in alternate conformation and the Trace column contains the number of residues modelled with at most 2 atoms.

- Molecule 1 is a protein called Large ribosomal subunit protein uL1.

Mol	Chain	Residues	Atoms					AltConf	Trace
1	1	220	Total	C	N	O	S	0	0
			1353	804	270	277	2		

- Molecule 2 is a protein called Large ribosomal subunit protein uL13.

Mol	Chain	Residues	Atoms					AltConf	Trace
2	13	142	Total	C	N	O	S	0	0
			1129	714	212	199	4		

- Molecule 3 is a protein called 50S ribosomal protein L14.

Mol	Chain	Residues	Atoms					AltConf	Trace
3	14	122	Total	C	N	O	S	0	0
			938	587	180	165	6		

- Molecule 4 is a protein called Large ribosomal subunit protein uL15.

Mol	Chain	Residues	Atoms					AltConf	Trace
4	15	144	Total	C	N	O	S	0	0
			1053	654	207	190	2		

- Molecule 5 is a protein called 50S ribosomal protein L16.

Mol	Chain	Residues	Atoms					AltConf	Trace
5	16	136	Total	C	N	O	S	0	0
			1074	686	205	177	6		

- Molecule 6 is a protein called Large ribosomal subunit protein bL17.

Mol	Chain	Residues	Atoms					AltConf	Trace
6	17	120	Total	C	N	O	S	0	0
			960	593	196	166	5		

- Molecule 7 is a protein called Large ribosomal subunit protein uL18.

Mol	Chain	Residues	Atoms				AltConf	Trace
7	18	116	Total	C	N	O	0	0
			892	552	178	162		

- Molecule 8 is a protein called 50S ribosomal protein L19.

Mol	Chain	Residues	Atoms					AltConf	Trace
8	19	114	Total	C	N	O	S	0	0
			917	574	179	163	1		

- Molecule 9 is a protein called 50S ribosomal protein L2.

Mol	Chain	Residues	Atoms					AltConf	Trace
9	2	271	Total	C	N	O	S	0	0
			2082	1288	423	364	7		

- Molecule 10 is a protein called Large ribosomal subunit protein bL20.

Mol	Chain	Residues	Atoms				AltConf	Trace
10	20	117	Total	C	N	O	0	0
			947	604	192	151		

- Molecule 11 is a protein called Large ribosomal subunit protein bL21.

Mol	Chain	Residues	Atoms					AltConf	Trace
11	21	103	Total	C	N	O	S	0	0
			816	516	153	145	2		

- Molecule 12 is a protein called Large ribosomal subunit protein uL22.

Mol	Chain	Residues	Atoms					AltConf	Trace
12	22	110	Total	C	N	O	S	0	0
			857	532	166	156	3		

- Molecule 13 is a protein called Large ribosomal subunit protein uL23.

Mol	Chain	Residues	Atoms					AltConf	Trace
13	23	93	Total	C	N	O	S	0	0
			738	466	139	131	2		

- Molecule 14 is a protein called Large ribosomal subunit protein uL24.

Mol	Chain	Residues	Atoms				AltConf	Trace
14	24	102	Total	C	N	O		
			779	492	146	141	0	0

- Molecule 15 is a protein called Large ribosomal subunit protein bL25.

Mol	Chain	Residues	Atoms					AltConf	Trace
15	25	94	Total	C	N	O	S		
			753	479	137	134	3	0	0

- Molecule 16 is a protein called Large ribosomal subunit protein bL27.

Mol	Chain	Residues	Atoms					AltConf	Trace
16	27	77	Total	C	N	O	S		
			588	363	118	106	1	0	0

- Molecule 17 is a protein called 50S ribosomal protein L28.

Mol	Chain	Residues	Atoms					AltConf	Trace
17	28	77	Total	C	N	O	S		
			625	388	129	106	2	0	0

- Molecule 18 is a protein called Large ribosomal subunit protein uL29.

Mol	Chain	Residues	Atoms					AltConf	Trace
18	29	63	Total	C	N	O	S		
			509	313	99	95	2	0	0

- Molecule 19 is a protein called 50S ribosomal protein L3.

Mol	Chain	Residues	Atoms					AltConf	Trace
19	3	209	Total	C	N	O	S		
			1565	979	288	294	4	0	0

- Molecule 20 is a protein called 50S ribosomal protein L30.

Mol	Chain	Residues	Atoms					AltConf	Trace
20	30	58	Total	C	N	O	S		
			449	281	87	79	2	0	0

- Molecule 21 is a protein called Large ribosomal subunit protein bL31.

Mol	Chain	Residues	Atoms					AltConf	Trace
21	31	66	Total	C	N	O	S	0	0
			522	323	99	94	6		

- Molecule 22 is a protein called 50S ribosomal protein L32.

Mol	Chain	Residues	Atoms					AltConf	Trace
22	32	56	Total	C	N	O	S	0	0
			444	269	94	80	1		

- Molecule 23 is a protein called Large ribosomal subunit protein bL33.

Mol	Chain	Residues	Atoms				AltConf	Trace
23	33	50	Total	C	N	O	0	0
			409	263	75	71		

- Molecule 24 is a protein called 50S ribosomal protein L34.

Mol	Chain	Residues	Atoms					AltConf	Trace
24	34	46	Total	C	N	O	S	0	0
			377	228	90	57	2		

- Molecule 25 is a protein called Large ribosomal subunit protein bL35.

Mol	Chain	Residues	Atoms					AltConf	Trace
25	35	64	Total	C	N	O	S	0	0
			504	323	105	74	2		

- Molecule 26 is a protein called 50S ribosomal protein L36.

Mol	Chain	Residues	Atoms					AltConf	Trace
26	36	38	Total	C	N	O	S	0	0
			302	185	65	48	4		

- Molecule 27 is a protein called Large ribosomal subunit protein uL4.

Mol	Chain	Residues	Atoms					AltConf	Trace
27	4	201	Total	C	N	O	S	0	0
			1552	974	283	290	5		

- Molecule 28 is a protein called 50S ribosomal protein L5.

Mol	Chain	Residues	Atoms					AltConf	Trace
28	5	177	Total	C	N	O	S	0	0
			1410	899	249	256	6		

- Molecule 29 is a protein called Large ribosomal subunit protein uL6.

Mol	Chain	Residues	Atoms					AltConf	Trace
29	6	176	Total	C	N	O	S	0	0
			1323	832	243	246	2		

- Molecule 30 is a protein called Large ribosomal subunit protein bL9.

Mol	Chain	Residues	Atoms					AltConf	Trace
30	9	149	Total	C	N	O	S	0	0
			1111	699	197	214	1		

- Molecule 31 is a RNA chain called mRNA.

Mol	Chain	Residues	Atoms					AltConf	Trace
31	M	9	Total	C	N	O	P	0	0
			195	88	40	58	9		

- Molecule 32 is a RNA chain called 23S ribosomal RNA.

Mol	Chain	Residues	Atoms					AltConf	Trace
32	R1	2903	Total	C	N	O	P	0	0
			62318	27801	11467	20148	2902		

There is a discrepancy between the modelled and reference sequences:

Chain	Residue	Modelled	Actual	Comment	Reference
R1	1847	G	A	conflict	GB 2019144442

- Molecule 33 is a RNA chain called 5S ribosomal RNA.

Mol	Chain	Residues	Atoms					AltConf	Trace
33	R2	119	Total	C	N	O	P	0	0
			2546	1135	466	827	118		

- Molecule 34 is a RNA chain called 16S ribosomal RNA.

Mol	Chain	Residues	Atoms					AltConf	Trace
34	R3	1539	Total	C	N	O	P	0	0
			33012	14725	6052	10697	1538		

- Molecule 35 is a RNA chain called tRNA.

Mol	Chain	Residues	Atoms						AltConf	Trace
35	T	77	Total	C	N	O	P	S	0	0
			1639	734	294	534	76	1		

There is a discrepancy between the modelled and reference sequences:

Chain	Residue	Modelled	Actual	Comment	Reference
T	8	4SU	G	conflict	GB 932857508

- Molecule 36 is a protein called Probable ATP-binding protein YbiT.

Mol	Chain	Residues	Atoms					AltConf	Trace
36	Y	527	Total	C	N	O	S	0	0
			4170	2636	715	800	19		

There are 2 discrepancies between the modelled and reference sequences:

Chain	Residue	Modelled	Actual	Comment	Reference
Y	181	GLN	GLU	conflict	UNP P0A9U3
Y	464	GLN	GLU	conflict	UNP P0A9U3

- Molecule 37 is a protein called Small ribosomal subunit protein uS2.

Mol	Chain	Residues	Atoms					AltConf	Trace
37	sb	218	Total	C	N	O	S	0	0
			1704	1081	305	311	7		

- Molecule 38 is a protein called Small ribosomal subunit protein uS3.

Mol	Chain	Residues	Atoms					AltConf	Trace
38	sc	206	Total	C	N	O	S	0	0
			1624	1028	305	288	3		

- Molecule 39 is a protein called 30S ribosomal protein S4.

Mol	Chain	Residues	Atoms					AltConf	Trace
39	sd	205	Total	C	N	O	S	0	0
			1643	1026	315	298	4		

- Molecule 40 is a protein called Small ribosomal subunit protein uS5.

Mol	Chain	Residues	Atoms					AltConf	Trace
40	se	157	Total	C	N	O	S	0	0
			1156	719	218	213	6		

- Molecule 41 is a protein called 30S ribosomal protein S6, non-modified isoform.

Mol	Chain	Residues	Atoms					AltConf	Trace
41	sf	100	Total	C	N	O	S	0	0
			817	515	148	148	6		

- Molecule 42 is a protein called 30S ribosomal protein S7.

Mol	Chain	Residues	Atoms					AltConf	Trace
42	sg	151	Total	C	N	O	S	0	0
			1181	735	227	215	4		

- Molecule 43 is a protein called 30S ribosomal protein S8.

Mol	Chain	Residues	Atoms					AltConf	Trace
43	sh	129	Total	C	N	O	S	0	0
			979	616	173	184	6		

- Molecule 44 is a protein called Small ribosomal subunit protein uS9.

Mol	Chain	Residues	Atoms					AltConf	Trace
44	si	127	Total	C	N	O	S	0	0
			1022	634	206	179	3		

- Molecule 45 is a protein called 30S ribosomal protein S10.

Mol	Chain	Residues	Atoms					AltConf	Trace
45	sj	98	Total	C	N	O	S	0	0
			786	493	150	142	1		

- Molecule 46 is a protein called Small ribosomal subunit protein uS11.

Mol	Chain	Residues	Atoms					AltConf	Trace
46	sk	116	Total	C	N	O	S	0	0
			869	535	173	158	3		

- Molecule 47 is a protein called Small ribosomal subunit protein uS12.

Mol	Chain	Residues	Atoms					AltConf	Trace
47	sl	123	Total	C	N	O	S	0	0
			955	590	196	165	4		

- Molecule 48 is a protein called 30S ribosomal protein S13.

Mol	Chain	Residues	Atoms					AltConf	Trace
48	sm	114	Total	C	N	O	S	0	0
			883	546	178	156	3		

- Molecule 49 is a protein called Small ribosomal subunit protein uS14.

Mol	Chain	Residues	Atoms					AltConf	Trace
49	sn	100	Total	C	N	O	S	0	0
			805	499	164	139	3		

- Molecule 50 is a protein called Small ribosomal subunit protein uS15.

Mol	Chain	Residues	Atoms					AltConf	Trace
50	so	88	Total	C	N	O	S	0	0
			714	439	144	130	1		

- Molecule 51 is a protein called Small ribosomal subunit protein bS16.

Mol	Chain	Residues	Atoms					AltConf	Trace
51	sp	82	Total	C	N	O	S	0	0
			649	406	128	114	1		

- Molecule 52 is a protein called Small ribosomal subunit protein uS17.

Mol	Chain	Residues	Atoms					AltConf	Trace
52	sq	80	Total	C	N	O	S	0	0
			648	411	121	113	3		

- Molecule 53 is a protein called 30S ribosomal protein S18.

Mol	Chain	Residues	Atoms					AltConf	Trace
53	sr	65	Total	C	N	O	S	0	0
			535	339	100	95	1		

- Molecule 54 is a protein called 30S ribosomal protein S19.

Mol	Chain	Residues	Atoms					AltConf	Trace
54	ss	79	Total	C	N	O	S	0	0
			637	408	120	107	2		

- Molecule 55 is a protein called 30S ribosomal protein S20.

Mol	Chain	Residues	Atoms					AltConf	Trace
55	st	85	Total	C	N	O	S	0	0
			665	411	137	114	3		

- Molecule 56 is a protein called Small ribosomal subunit protein bS21.

Mol	Chain	Residues	Atoms					AltConf	Trace
56	su	65	Total	C	N	O	S	0	0
			544	335	117	91	1		

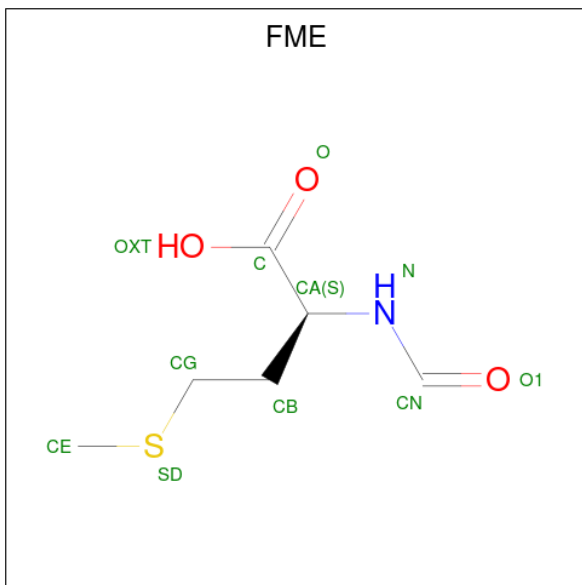
- Molecule 57 is MAGNESIUM ION (three-letter code: MG) (formula: Mg).

Mol	Chain	Residues	Atoms		AltConf
57	17	1	Total	Mg	0
			1	1	
57	32	2	Total	Mg	0
			2	2	
57	R1	189	Total	Mg	0
			189	189	
57	R2	2	Total	Mg	0
			2	2	
57	R3	54	Total	Mg	0
			54	54	

- Molecule 58 is ZINC ION (three-letter code: ZN) (formula: Zn).

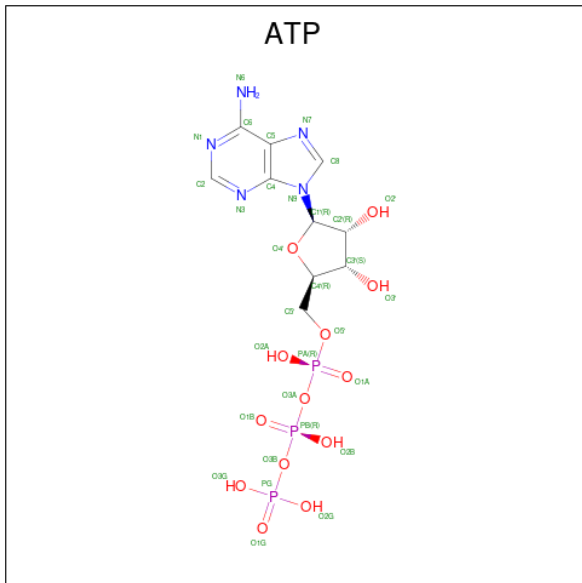
Mol	Chain	Residues	Atoms		AltConf
58	36	1	Total	Zn	0
			1	1	

- Molecule 59 is N-FORMYLMETHIONINE (three-letter code: FME) (formula: C₆H₁₁NO₃S).



Mol	Chain	Residues	Atoms					AltConf
59	T	1	Total 10	C 6	N 1	O 2	S 1	0

- Molecule 60 is ADENOSINE-5'-TRIPHOSPHATE (three-letter code: ATP) (formula: $\text{C}_{10}\text{H}_{16}\text{N}_5\text{O}_{13}\text{P}_3$).



Mol	Chain	Residues	Atoms					AltConf
60	Y	1	Total 31	C 10	N 5	O 13	P 3	0
60	Y	1	Total 31	C 10	N 5	O 13	P 3	0

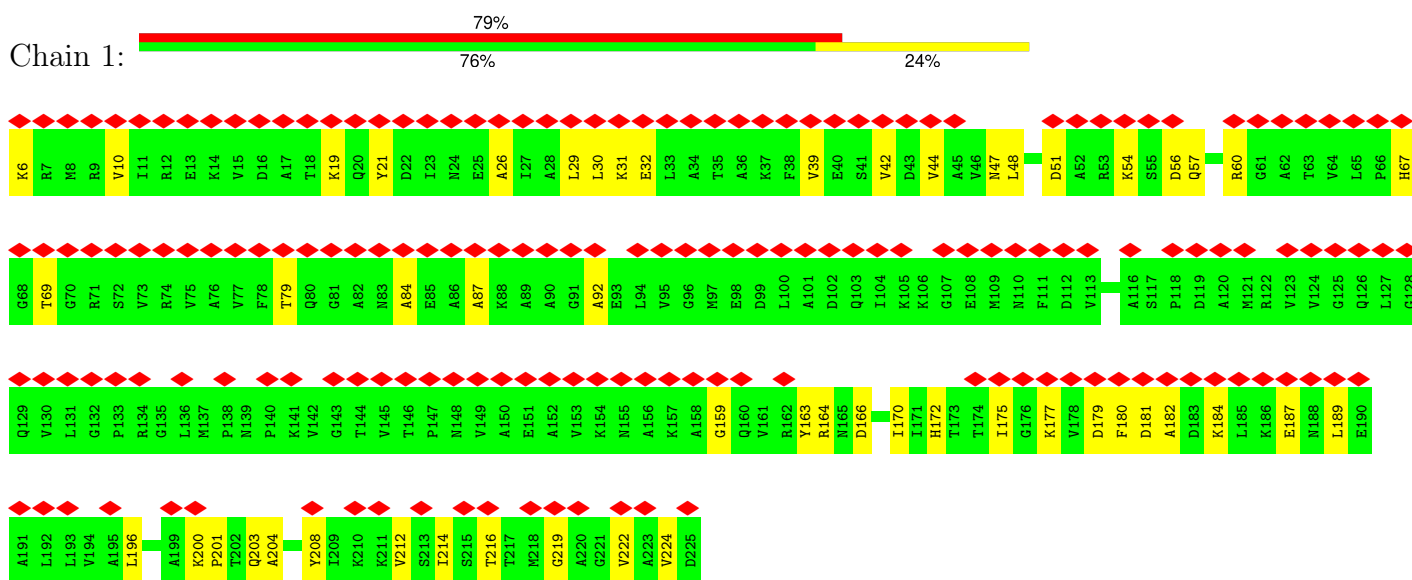
- Molecule 61 is SODIUM ION (three-letter code: NA) (formula: Na).

Mol	Chain	Residues	Atoms		AltConf
61	Y	2	Total	Na	0
			2	2	


3 Residue-property plots

These plots are drawn for all protein, RNA, DNA and oligosaccharide chains in the entry. The first graphic for a chain summarises the proportions of the various outlier classes displayed in the second graphic. The second graphic shows the sequence view annotated by issues in geometry and atom inclusion in map density. Residues are color-coded according to the number of geometric quality criteria for which they contain at least one outlier: green = 0, yellow = 1, orange = 2 and red = 3 or more. A red diamond above a residue indicates a poor fit to the EM map for this residue (all-atom inclusion < 40%). Stretches of 2 or more consecutive residues without any outlier are shown as a green connector. Residues present in the sample, but not in the model, are shown in grey.

- Molecule 1: Large ribosomal subunit protein uL1




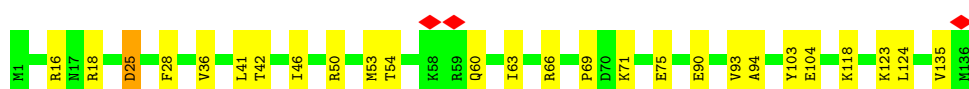
- Molecule 4: Large ribosomal subunit protein uL15

Chain 15:  83% 17%




- Molecule 5: 50S ribosomal protein L16

Chain 16:  81% 18%




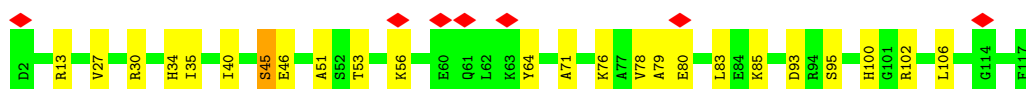
- Molecule 6: Large ribosomal subunit protein bL17

Chain 17:  82% 17%




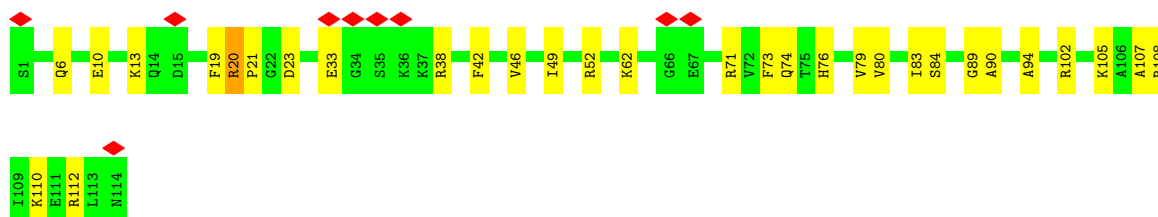
- Molecule 7: Large ribosomal subunit protein uL18

Chain 18:  6% 79% 20%




- Molecule 8: 50S ribosomal protein L19

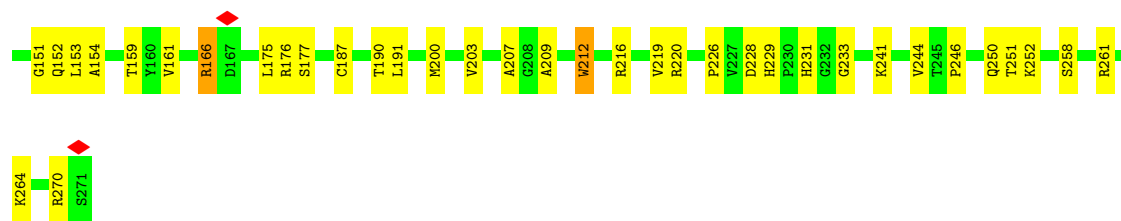
Chain 19:  8% 73% 26%



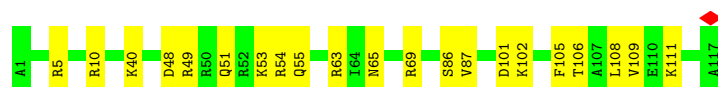
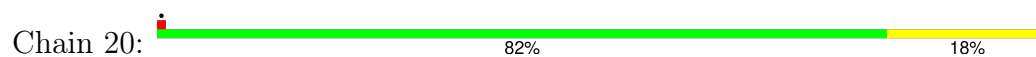
- Molecule 9: 50S ribosomal protein L2

Chain 2:  76% 24%

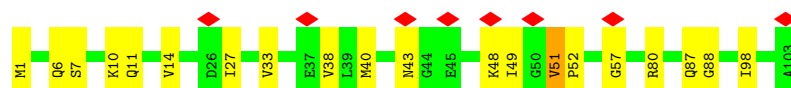
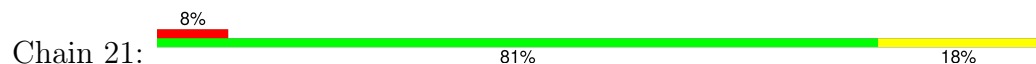




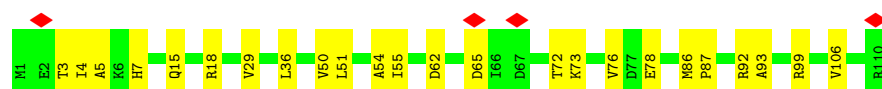
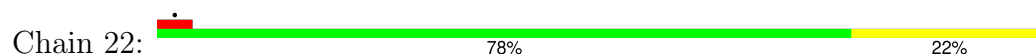
- Molecule 10: Large ribosomal subunit protein bL20



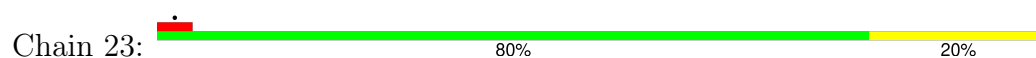
- Molecule 11: Large ribosomal subunit protein bL21



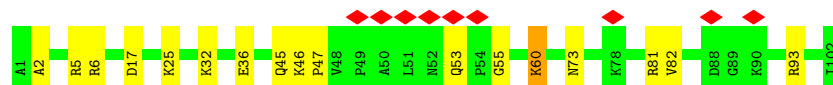
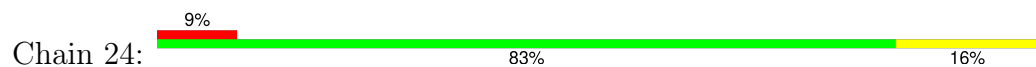
- Molecule 12: Large ribosomal subunit protein uL22



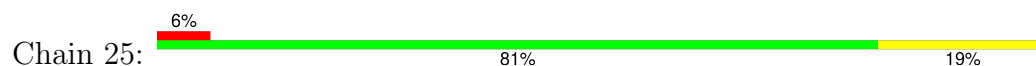
- Molecule 13: Large ribosomal subunit protein uL23

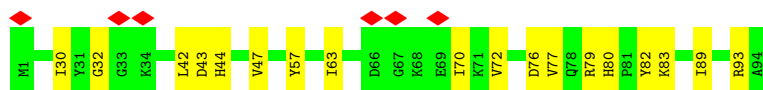


- Molecule 14: Large ribosomal subunit protein uL24

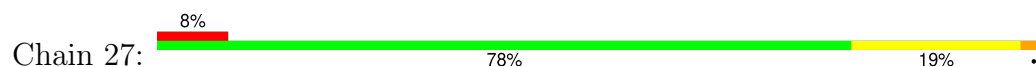


- Molecule 15: Large ribosomal subunit protein bL25

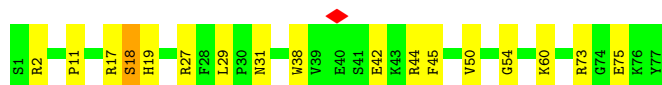
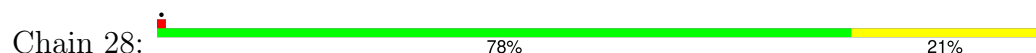




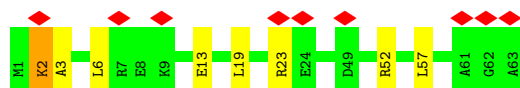
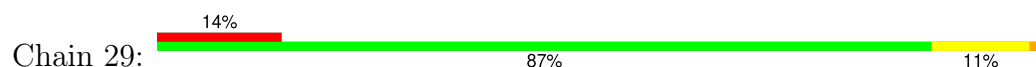
- Molecule 16: Large ribosomal subunit protein bL27



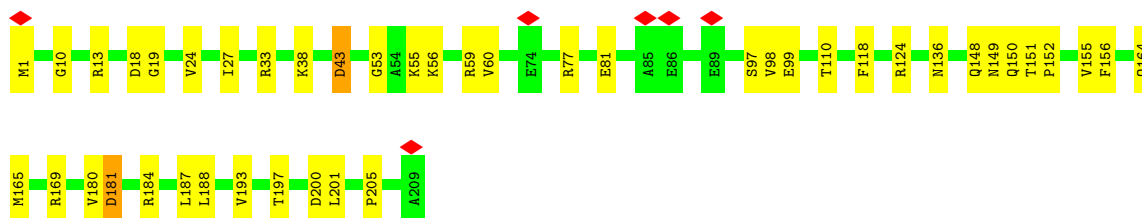
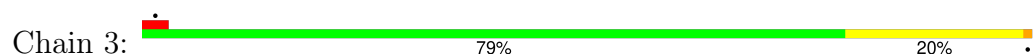
- Molecule 17: 50S ribosomal protein L28



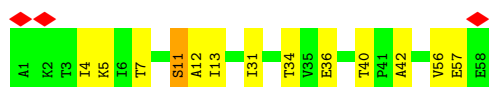
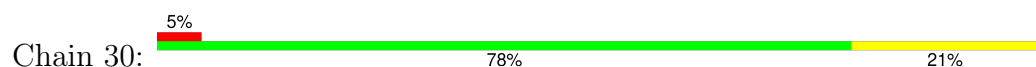
- Molecule 18: Large ribosomal subunit protein uL29



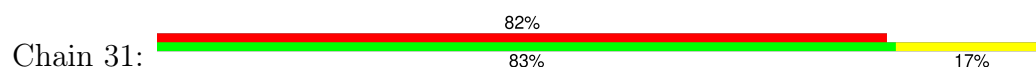
- Molecule 19: 50S ribosomal protein L3




- Molecule 20: 50S ribosomal protein L30



- Molecule 21: Large ribosomal subunit protein bL31

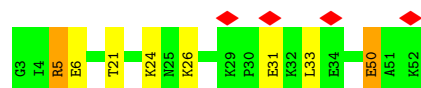
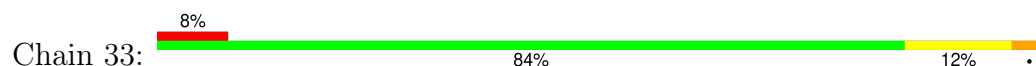




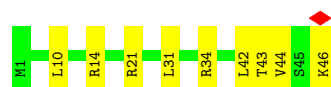
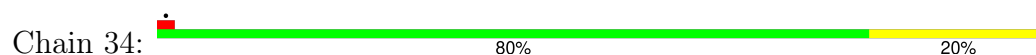
- Molecule 22: 50S ribosomal protein L32



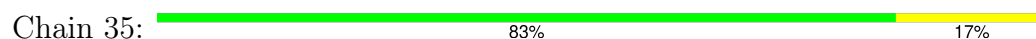
- Molecule 23: Large ribosomal subunit protein bL33



- Molecule 24: 50S ribosomal protein L34



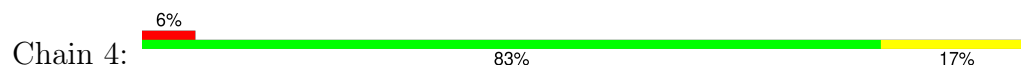
- Molecule 25: Large ribosomal subunit protein bL35



- Molecule 26: 50S ribosomal protein L36

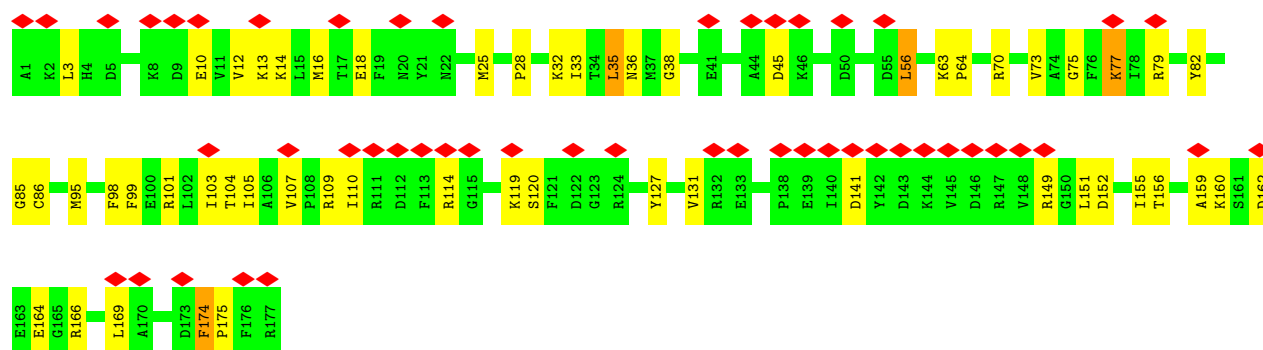


- Molecule 27: Large ribosomal subunit protein uL4

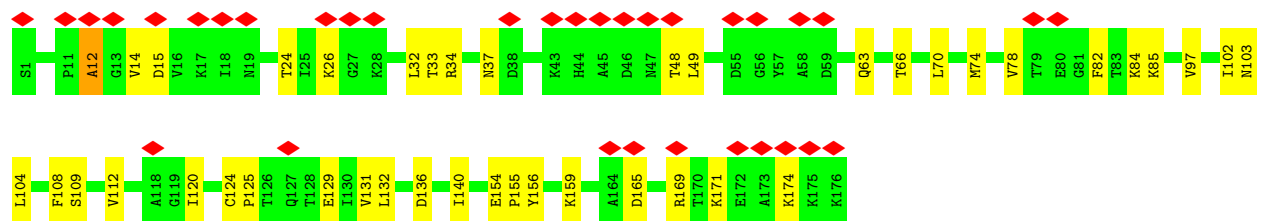
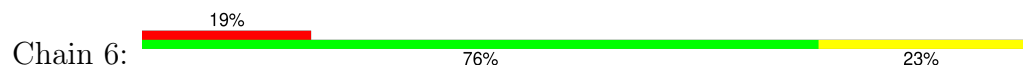




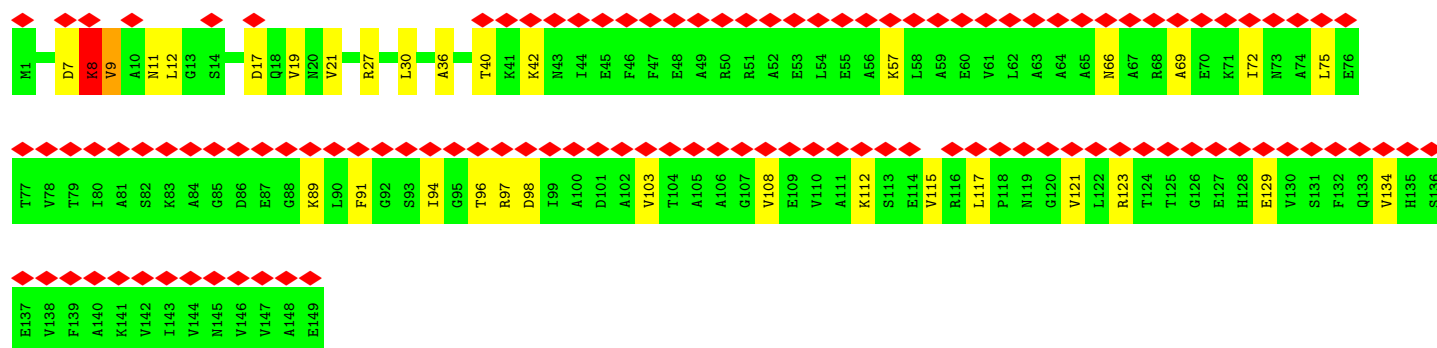
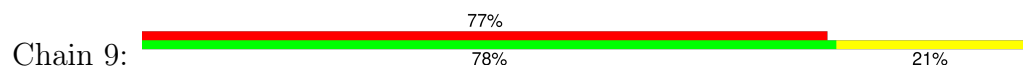
- Molecule 28: 50S ribosomal protein L5



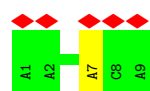
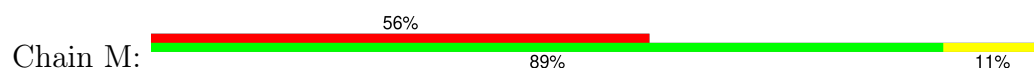
- Molecule 29: Large ribosomal subunit protein uL6



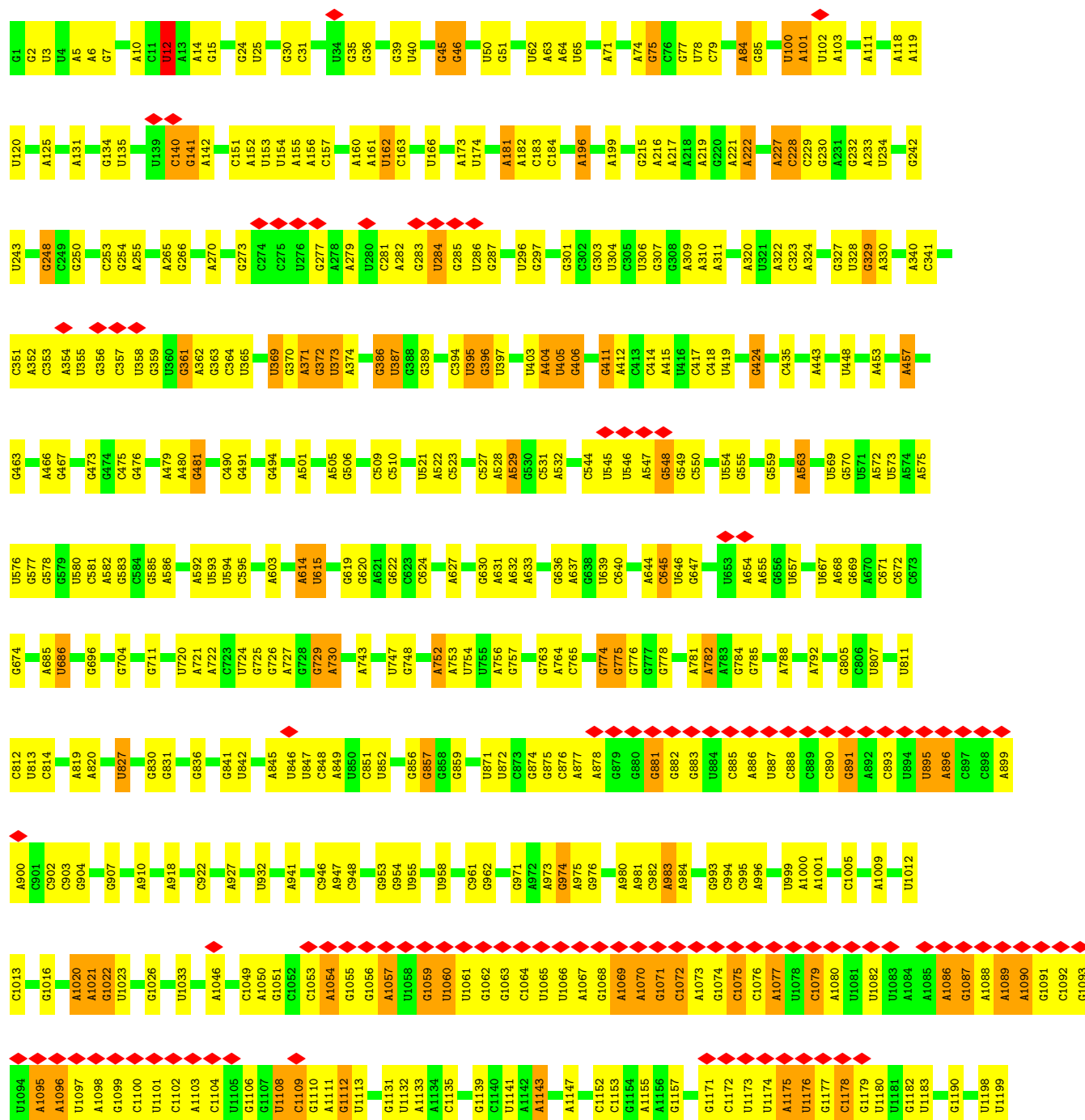
- Molecule 30: Large ribosomal subunit protein bL9

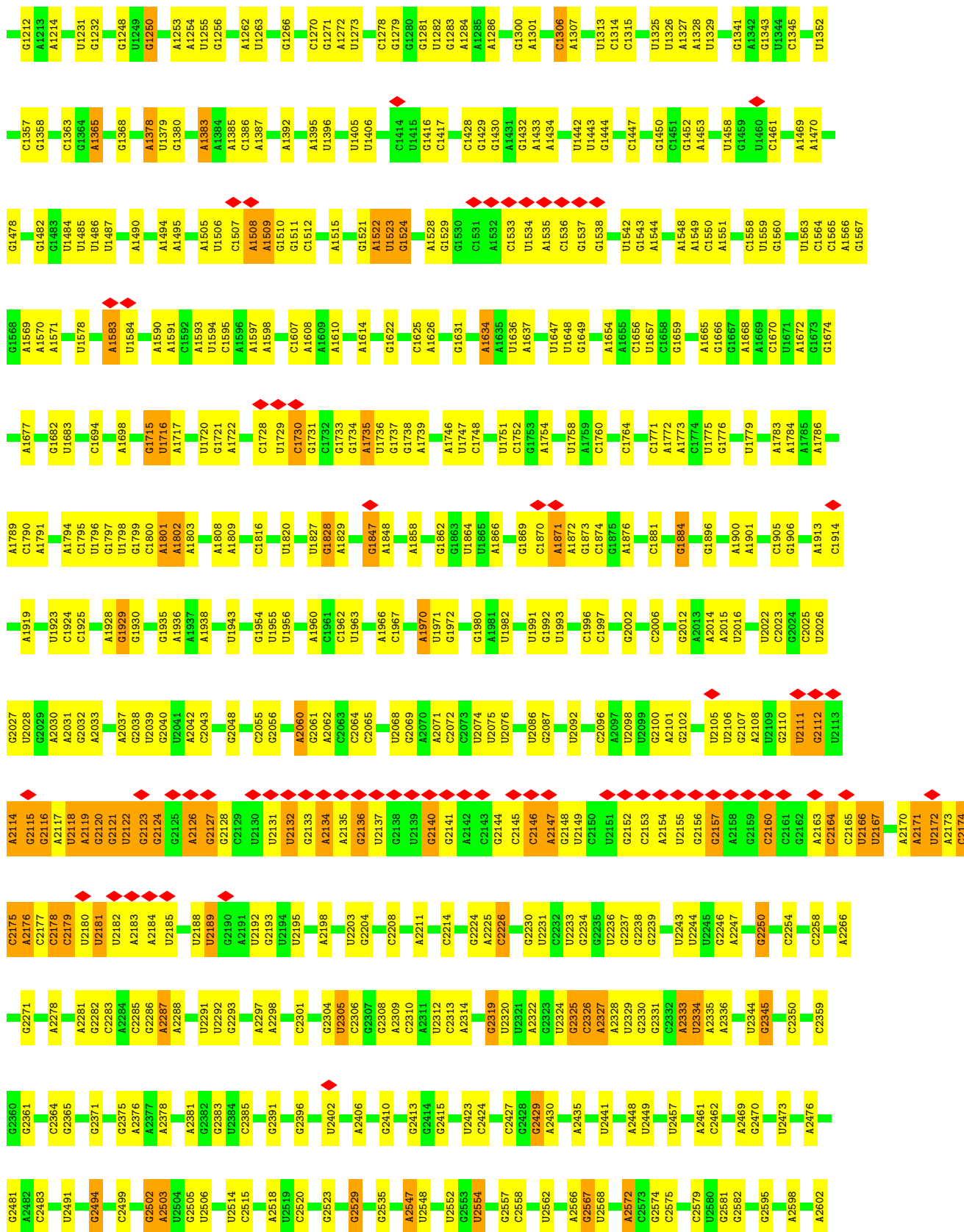


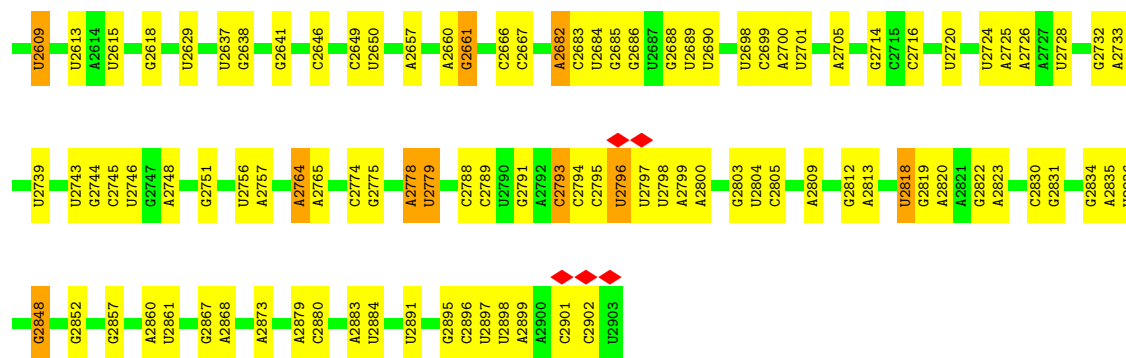
- Molecule 31: mRNA



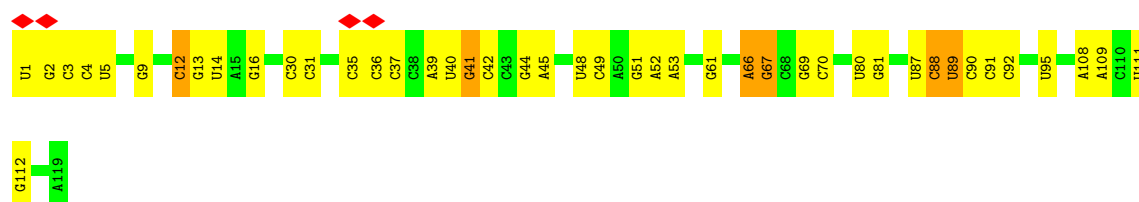
• Molecule 32: 23S ribosomal RNA



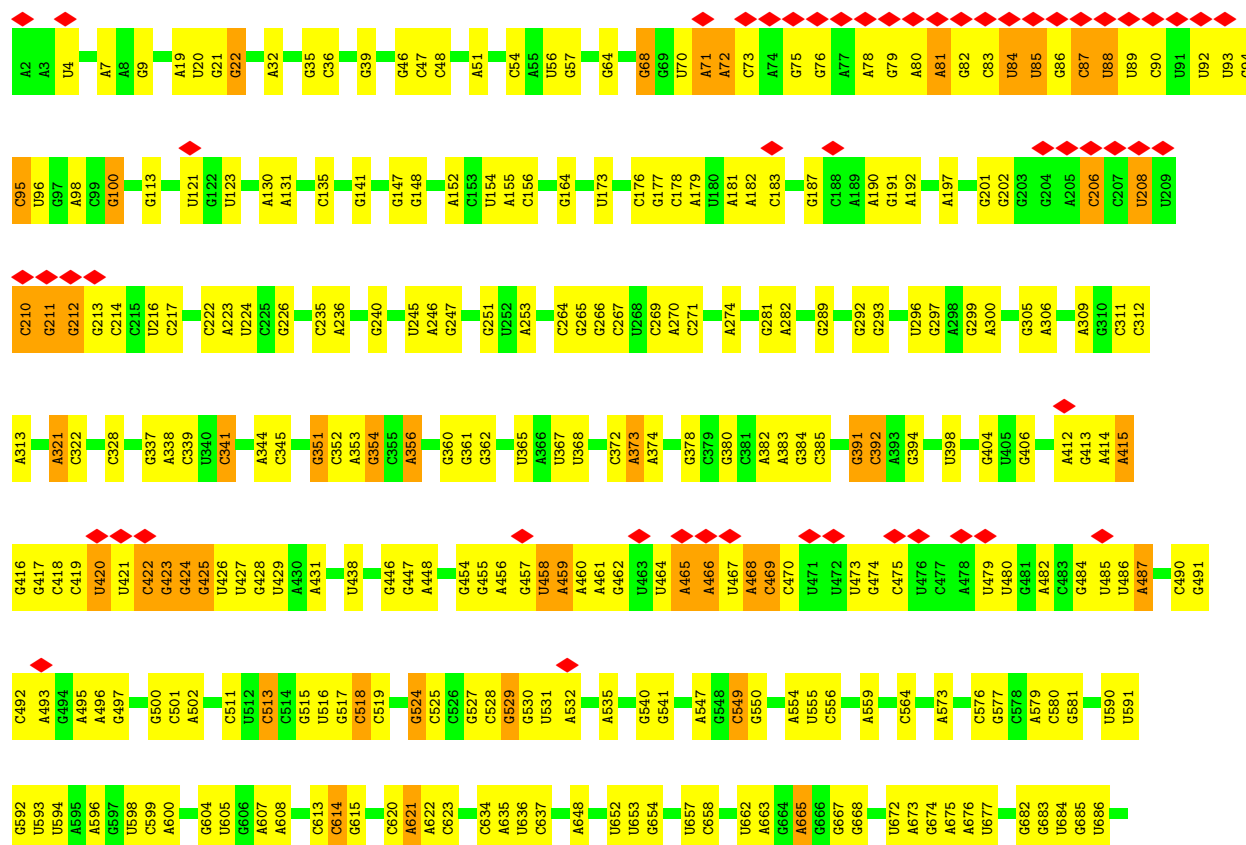


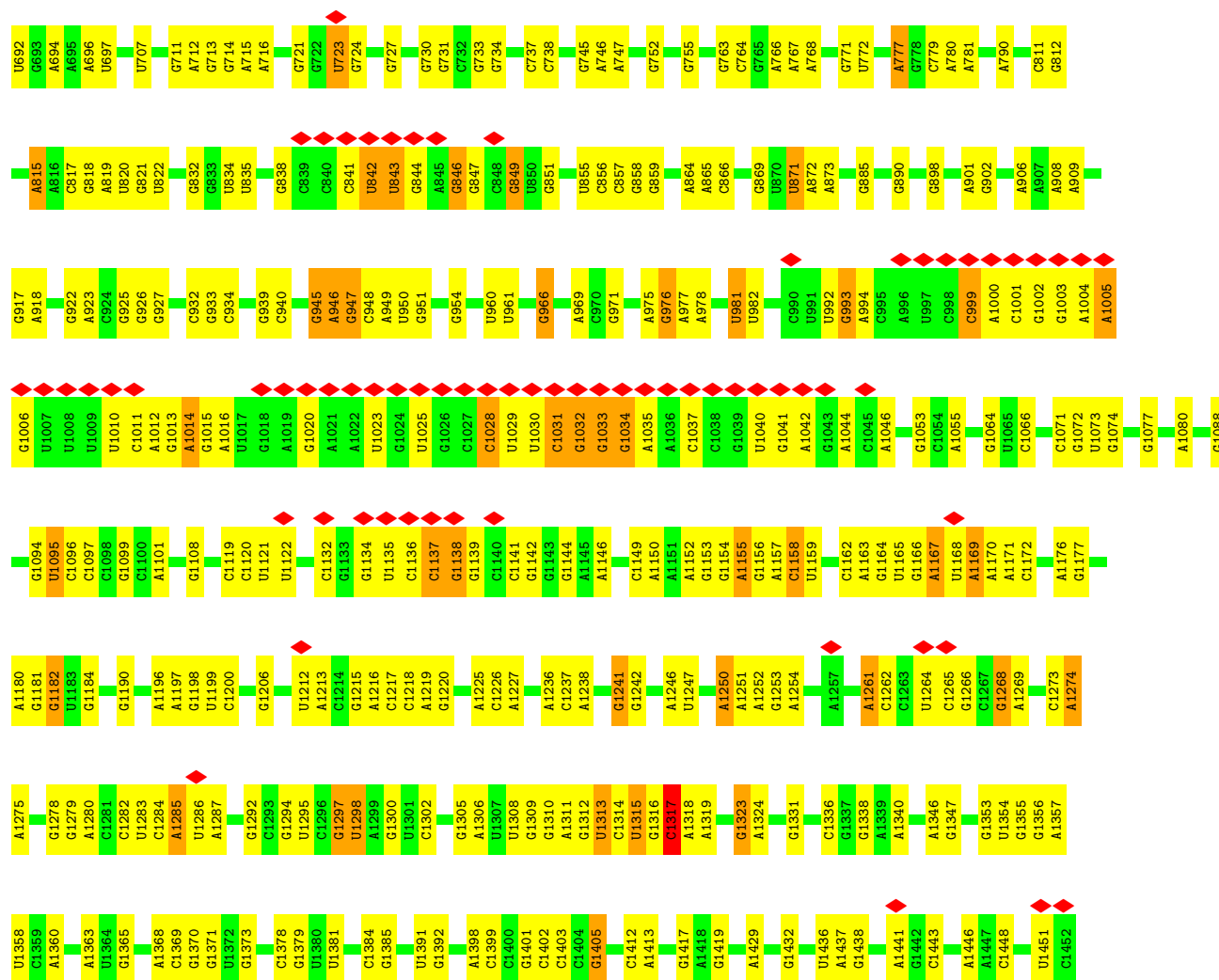


• Molecule 33: 5S ribosomal RNA

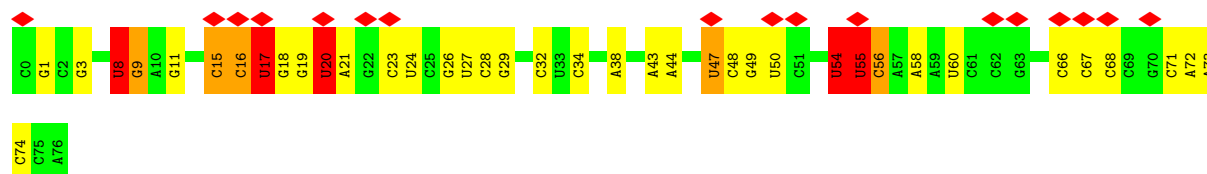


• Molecule 34: 16S ribosomal RNA



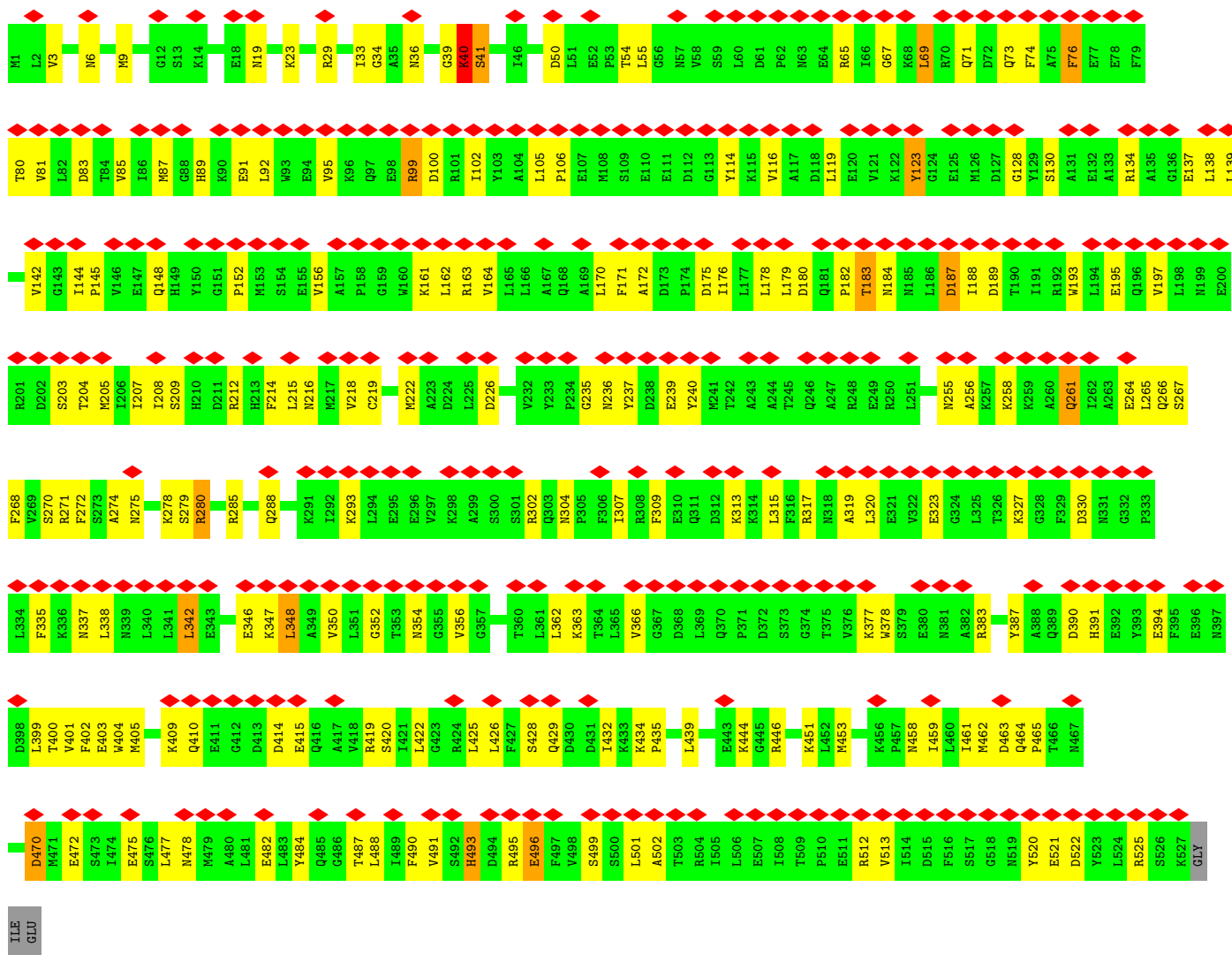


• Molecule 35: tRNA

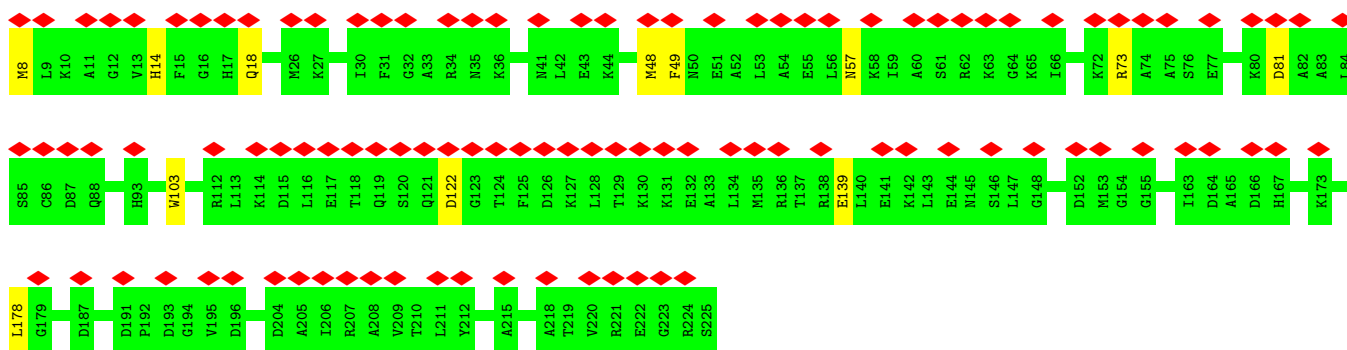


• Molecule 36: Probable ATP-binding protein YbiT



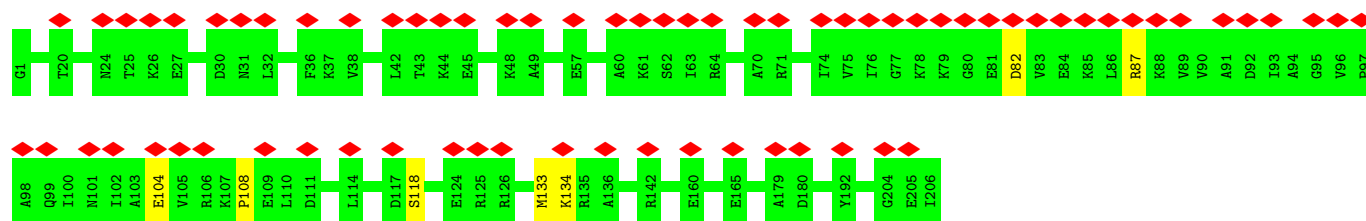


- Molecule 37: Small ribosomal subunit protein uS2

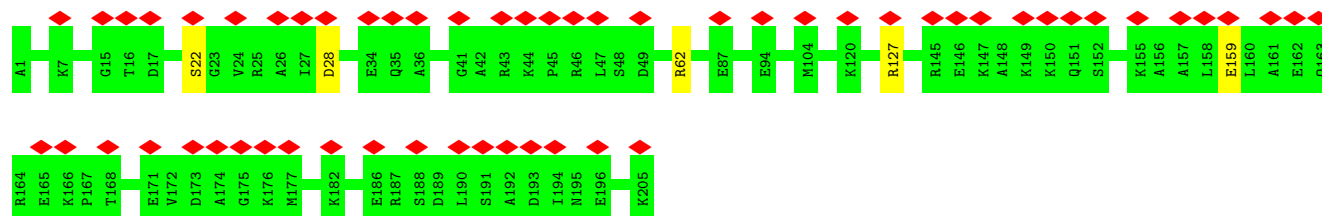


- Molecule 38: Small ribosomal subunit protein uS3

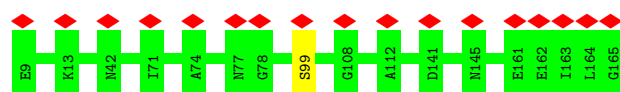




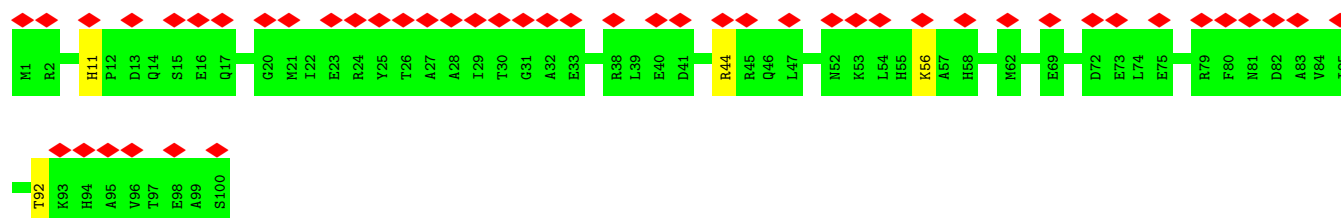
- Molecule 39: 30S ribosomal protein S4




- Molecule 40: Small ribosomal subunit protein uS5



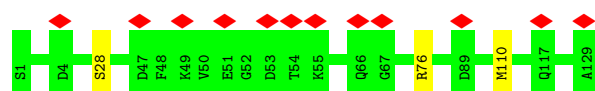
- Molecule 41: 30S ribosomal protein S6, non-modified isoform



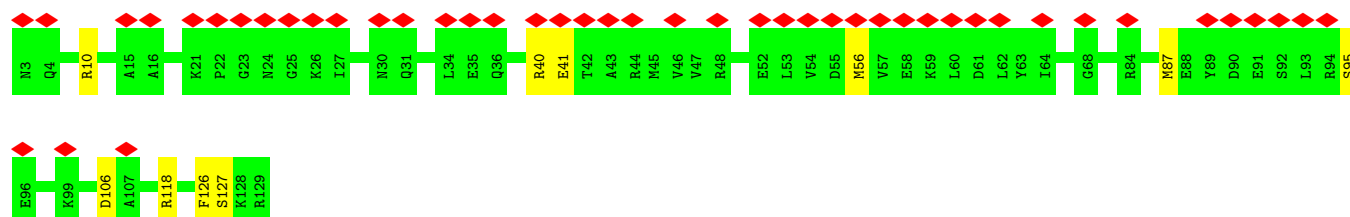
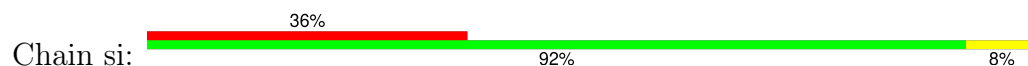
- Molecule 42: 30S ribosomal protein S7



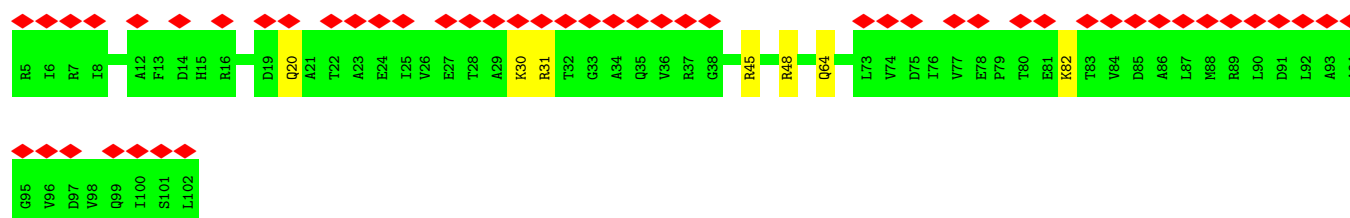
- Molecule 43: 30S ribosomal protein S8



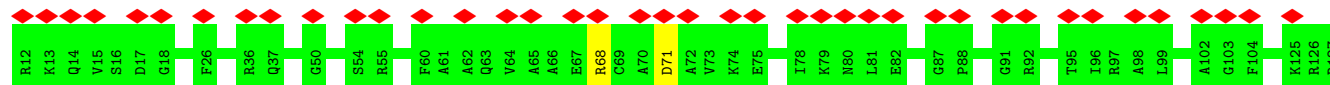
- Molecule 44: Small ribosomal subunit protein uS9



- Molecule 45: 30S ribosomal protein S10



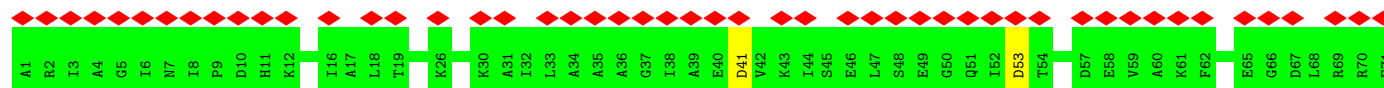
- Molecule 46: Small ribosomal subunit protein uS11

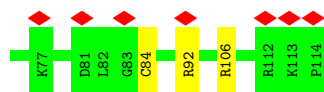


- Molecule 47: Small ribosomal subunit protein uS12

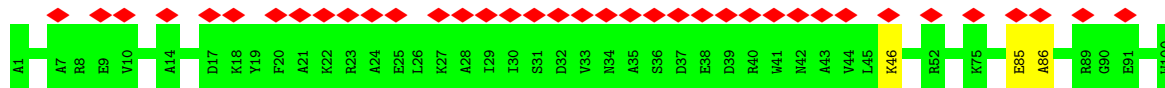


- Molecule 48: 30S ribosomal protein S13

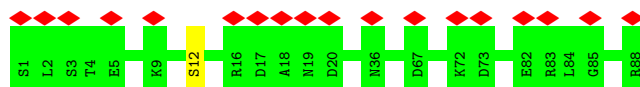




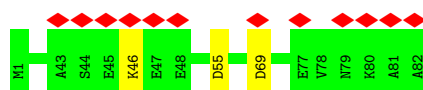
- Molecule 49: Small ribosomal subunit protein uS14



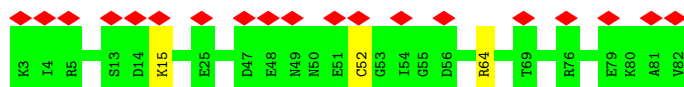
- Molecule 50: Small ribosomal subunit protein uS15



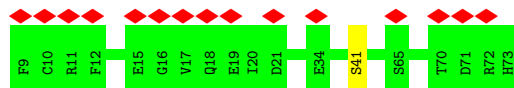
- Molecule 51: Small ribosomal subunit protein bS16



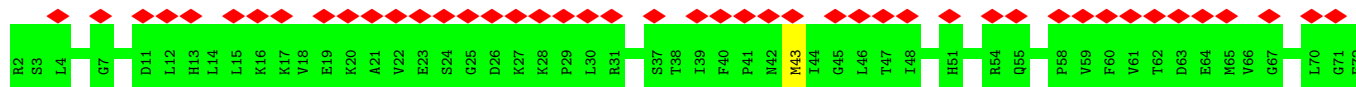
- Molecule 52: Small ribosomal subunit protein uS17

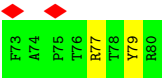


- Molecule 53: 30S ribosomal protein S18

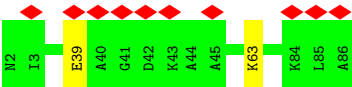


- Molecule 54: 30S ribosomal protein S19

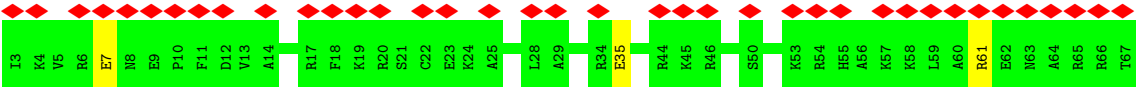




● Molecule 55: 30S ribosomal protein S20



● Molecule 56: Small ribosomal subunit protein bS21



4 Experimental information

Property	Value	Source
EM reconstruction method	SINGLE PARTICLE	Depositor
Imposed symmetry	POINT, Not provided	
Number of particles used	37225	Depositor
Resolution determination method	FSC 0.143 CUT-OFF	Depositor
CTF correction method	PHASE FLIPPING AND AMPLITUDE CORRECTION	Depositor
Microscope	TFS KRIOS	Depositor
Voltage (kV)	300	Depositor
Electron dose ($e^-/\text{\AA}^2$)	56.8	Depositor
Minimum defocus (nm)	500	Depositor
Maximum defocus (nm)	1500	Depositor
Magnification	Not provided	
Image detector	GATAN K2 SUMMIT (4k x 4k)	Depositor
Maximum map value	5.656	Depositor
Minimum map value	-3.289	Depositor
Average map value	0.017	Depositor
Map value standard deviation	0.222	Depositor
Recommended contour level	0.9	Depositor
Map size (Å)	423.99997, 423.99997, 423.99997	wwPDB
Map dimensions	400, 400, 400	wwPDB
Map angles (°)	90.0, 90.0, 90.0	wwPDB
Pixel spacing (Å)	1.06, 1.06, 1.06	Depositor

5 Model quality

5.1 Standard geometry

Bond lengths and bond angles in the following residue types are not validated in this section: 4OC, FME, 4SU, NA, PSU, ZN, ATP, H2U, 5MU, MG

The Z score for a bond length (or angle) is the number of standard deviations the observed value is removed from the expected value. A bond length (or angle) with $|Z| > 5$ is considered an outlier worth inspection. RMSZ is the root-mean-square of all Z scores of the bond lengths (or angles).

Mol	Chain	Bond lengths		Bond angles	
		RMSZ	$\# Z > 5$	RMSZ	$\# Z > 5$
1	1	0.25	0/1361	0.53	0/1796
2	13	0.31	0/1152	0.53	1/1551 (0.1%)
3	14	0.30	0/947	0.62	1/1268 (0.1%)
4	15	0.29	0/1062	0.56	0/1413
5	16	0.30	0/1093	0.57	0/1460
6	17	0.29	0/973	0.58	0/1301
7	18	0.27	0/902	0.55	0/1209
8	19	0.30	0/929	0.56	0/1242
9	2	0.30	0/2121	0.57	0/2852
10	20	0.33	0/960	0.54	0/1278
11	21	0.31	0/829	0.60	0/1107
12	22	0.29	0/864	0.55	0/1156
13	23	0.30	0/744	0.57	0/994
14	24	0.28	0/787	0.51	0/1051
15	25	0.28	0/766	0.52	0/1025
16	27	0.29	0/595	0.53	0/787
17	28	0.28	0/635	0.57	0/848
18	29	0.24	0/510	0.52	0/677
19	3	0.31	0/1586	0.53	0/2134
20	30	0.27	0/453	0.55	0/605
21	31	0.26	0/531	0.54	0/709
22	32	0.29	0/450	0.58	0/599
23	33	0.29	0/416	0.51	0/554
24	34	0.28	0/380	0.66	0/498
25	35	0.28	0/513	0.52	0/676
26	36	0.27	0/303	0.58	0/397
27	4	0.28	0/1571	0.51	0/2113
28	5	0.27	0/1434	0.55	0/1926
29	6	0.28	0/1343	0.55	0/1816
30	9	0.26	0/1122	0.53	0/1515
31	M	0.23	0/219	0.71	0/339
32	R1	0.42	0/69797	0.80	9/108890 (0.0%)

Mol	Chain	Bond lengths		Bond angles	
		RMSZ	# Z >5	RMSZ	# Z >5
33	R2	0.33	0/2847	0.81	0/4440
34	R3	0.30	0/36963	0.78	7/57662 (0.0%)
35	T	0.25	0/1716	0.80	1/2672 (0.0%)
36	Y	0.26	0/4244	0.56	2/5720 (0.0%)
37	sb	0.25	0/1735	0.50	0/2338
38	sc	0.37	1/1651 (0.1%)	0.64	3/2225 (0.1%)
39	sd	0.26	0/1665	0.55	0/2227
40	se	0.26	0/1169	0.54	0/1573
41	sf	0.26	0/835	0.59	0/1128
42	sg	0.24	0/1195	0.53	0/1602
43	sh	0.27	0/989	0.51	0/1326
44	si	0.25	0/1034	0.60	0/1375
45	sj	0.25	0/796	0.58	0/1077
46	sk	0.26	0/885	0.56	0/1195
47	sl	0.27	0/969	0.60	0/1300
48	sm	0.24	0/892	0.57	0/1193
49	sn	0.24	0/817	0.56	0/1088
50	so	0.24	0/722	0.54	0/964
51	sp	0.26	0/659	0.58	0/884
52	sq	0.26	0/657	0.57	0/881
53	sr	0.26	0/544	0.53	0/731
54	ss	0.26	0/652	0.54	0/877
55	st	0.26	0/671	0.47	0/888
56	su	0.26	0/550	0.68	0/728
All	All	0.35	1/162205 (0.0%)	0.74	24/241880 (0.0%)

Chiral center outliers are detected by calculating the chiral volume of a chiral center and verifying if the center is modelled as a planar moiety or with the opposite hand. A planarity outlier is detected by checking planarity of atoms in a peptide group, atoms in a mainchain group or atoms of a sidechain that are expected to be planar.

Mol	Chain	#Chirality outliers	#Planarity outliers
29	6	0	1
30	9	0	1
35	T	7	0
41	sf	0	2
47	sl	0	1
49	sn	0	2
56	su	0	1
All	All	7	8

All (1) bond length outliers are listed below:

Mol	Chain	Res	Type	Atoms	Z	Observed(Å)	Ideal(Å)
38	sc	108	PRO	CG-CD	-10.48	1.16	1.50

All (24) bond angle outliers are listed below:

Mol	Chain	Res	Type	Atoms	Z	Observed(°)	Ideal(°)
38	sc	108	PRO	N-CD-CG	-13.95	82.27	103.20
38	sc	108	PRO	CA-N-CD	-7.75	100.65	111.50
32	R1	62	U	C2-N1-C1'	7.20	126.34	117.70
36	Y	390	ASP	CB-CG-OD1	7.06	124.65	118.30
38	sc	108	PRO	CA-CB-CG	-6.85	90.98	104.00
32	R1	12	U	C2-N1-C1'	6.65	125.67	117.70
32	R1	1313	U	C2-N1-C1'	6.20	125.14	117.70
32	R1	62	U	N1-C2-O2	6.00	127.00	122.80
32	R1	2178	C	N3-C2-O2	-5.96	117.73	121.90
34	R3	85	U	C2-N1-C1'	5.55	124.36	117.70
32	R1	1314	C	C2-N1-C1'	5.49	124.84	118.80
35	T	17	U	OP2-P-O3'	5.49	117.28	105.20
34	R3	1317	C	C2-N1-C1'	5.48	124.83	118.80
34	R3	206	C	N3-C2-O2	-5.45	118.09	121.90
3	14	77	ILE	CG1-CB-CG2	-5.40	99.52	111.40
36	Y	348	LEU	CA-CB-CG	5.35	127.61	115.30
2	13	49	ASP	CB-CG-OD1	5.32	123.09	118.30
32	R1	62	U	N3-C2-O2	-5.32	118.48	122.20
34	R3	85	U	N1-C2-O2	5.25	126.48	122.80
32	R1	12	U	N1-C2-O2	5.24	126.47	122.80
32	R1	12	U	N3-C2-O2	-5.20	118.56	122.20
34	R3	623	C	C2-N1-C1'	5.13	124.44	118.80
34	R3	206	C	N1-C2-O2	5.08	121.95	118.90
34	R3	341	C	C2-N1-C1'	5.04	124.34	118.80

All (7) chirality outliers are listed below:

Mol	Chain	Res	Type	Atom
35	T	8	4SU	C2',C1'
35	T	20	H2U	C2'
35	T	32	4OC	C2'
35	T	54	5MU	C4',C3'
35	T	55	PSU	C4'

All (8) planarity outliers are listed below:

Mol	Chain	Res	Type	Group
29	6	12	ALA	Peptide

Continued on next page...

Continued from previous page...

Mol	Chain	Res	Type	Group
30	9	8	LYS	Peptide
41	sf	11	HIS	Peptide
41	sf	92	THR	Peptide
47	sl	86	VAL	Peptide
49	sn	85	GLU	Peptide
49	sn	86	ALA	Peptide
56	su	7	GLU	Peptide

5.2 Too-close contacts [i](#)

In the following table, the Non-H and H(model) columns list the number of non-hydrogen atoms and hydrogen atoms in the chain respectively. The H(added) column lists the number of hydrogen atoms added and optimized by MolProbity. The Clashes column lists the number of clashes within the asymmetric unit, whereas Symm-Clashes lists symmetry-related clashes.

Mol	Chain	Non-H	H(model)	H(added)	Clashes	Symm-Clashes
1	1	1353	0	1159	30	0
2	13	1129	0	1162	29	0
3	14	938	0	1012	17	0
4	15	1053	0	1129	19	0
5	16	1074	0	1157	17	0
6	17	960	0	1000	14	0
7	18	892	0	923	20	0
8	19	917	0	965	21	0
9	2	2082	0	2157	42	0
10	20	947	0	1022	16	0
11	21	816	0	839	16	0
12	22	857	0	922	18	0
13	23	738	0	807	12	0
14	24	779	0	834	10	0
15	25	753	0	780	13	0
16	27	588	0	604	13	0
17	28	625	0	655	12	0
18	29	509	0	543	5	0
19	3	1565	0	1616	32	0
20	30	449	0	491	8	0
21	31	522	0	524	5	0
22	32	444	0	461	13	0
23	33	409	0	440	4	0
24	34	377	0	418	5	0
25	35	504	0	574	8	0
26	36	302	0	340	3	0

Continued on next page...

Continued from previous page...

Mol	Chain	Non-H	H(model)	H(added)	Clashes	Symm-Clashes
27	4	1552	0	1619	25	0
28	5	1410	0	1447	35	0
29	6	1323	0	1374	25	0
30	9	1111	0	1148	22	0
31	M	195	0	99	0	0
32	R1	62318	0	31345	600	0
33	R2	2546	0	1292	28	0
34	R3	33012	0	16618	349	0
35	T	1639	0	843	25	0
36	Y	4170	0	4128	142	0
37	sb	1704	0	1732	0	0
38	sc	1624	0	1699	0	0
39	sd	1643	0	1710	0	0
40	se	1156	0	1199	0	0
41	sf	817	0	808	0	0
42	sg	1181	0	1240	0	0
43	sh	979	0	1034	0	0
44	si	1022	0	1070	0	0
45	sj	786	0	828	0	0
46	sk	869	0	878	0	0
47	sl	955	0	1019	0	0
48	sm	883	0	944	0	0
49	sn	805	0	847	0	0
50	so	714	0	737	0	0
51	sp	649	0	666	0	0
52	sq	648	0	691	0	0
53	sr	535	0	552	0	0
54	ss	637	0	665	0	0
55	st	665	0	714	0	0
56	su	544	0	579	0	0
57	17	1	0	0	0	0
57	32	2	0	0	0	0
57	R1	189	0	0	0	0
57	R2	2	0	0	0	0
57	R3	54	0	0	0	0
58	36	1	0	0	0	0
59	T	10	0	10	0	0
60	Y	62	0	21	1	0
61	Y	2	0	0	0	0
All	All	149997	0	102090	1514	0

The all-atom clashscore is defined as the number of clashes found per 1000 atoms (including hydrogen atoms). The all-atom clashscore for this structure is 8.

All (1514) close contacts within the same asymmetric unit are listed below, sorted by their clash magnitude.

Atom-1	Atom-2	Interatomic distance (Å)	Clash overlap (Å)
11:21:51:VAL:HG12	11:21:52:PRO:HD2	1.36	1.02
32:R1:2144:G:H21	32:R1:2147:A:H62	1.07	0.97
32:R1:1091:G:N2	32:R1:1100:C:O2	2.03	0.91
28:5:33:ILE:HG12	28:5:95:MET:HG3	1.54	0.87
32:R1:1533:C:N3	32:R1:1538:G:N1	2.25	0.83
32:R1:2793:C:O2	32:R1:2803:G:N2	2.11	0.82
32:R1:2144:G:N2	32:R1:2147:A:H62	1.78	0.82
32:R1:2304:G:H22	32:R1:2312:U:H3	1.27	0.82
32:R1:284:U:H3	32:R1:356:G:H1	1.28	0.81
34:R3:75:G:N2	34:R3:95:C:O2	2.13	0.81
12:22:29:VAL:HG21	12:22:55:ILE:HD11	1.63	0.81
4:15:127:VAL:HG21	4:15:142:ILE:HD13	1.64	0.80
34:R3:1356:G:H2'	34:R3:1357:A:H8	1.46	0.80
36:Y:73:GLN:HE22	36:Y:162:LEU:HA	1.47	0.78
9:2:159:THR:HG23	9:2:176:ARG:HG3	1.66	0.78
32:R1:2144:G:H21	32:R1:2147:A:N6	1.80	0.77
32:R1:1533:C:O2	32:R1:1538:G:N2	2.13	0.77
28:5:33:ILE:HD12	28:5:155:ILE:HD12	1.68	0.76
21:31:16:CYS:SG	21:31:17:SER:N	2.59	0.76
32:R1:481:G:O2'	32:R1:506:G:N2	2.20	0.75
4:15:18:ARG:NH2	32:R1:1250:G:N7	2.34	0.75
32:R1:848:C:H2'	32:R1:849:A:H8	1.52	0.75
32:R1:1091:G:N1	32:R1:1100:C:N3	2.33	0.75
32:R1:1779:U:OP2	32:R1:1784:A:N6	2.20	0.75
34:R3:75:G:N1	34:R3:95:C:N3	2.31	0.74
21:31:50:ASP:OD2	28:5:114:ARG:NH1	2.21	0.74
27:4:32:VAL:HG23	27:4:178:VAL:HG22	1.68	0.74
32:R1:2178:C:H2'	32:R1:2179:C:C5	2.23	0.74
34:R3:187:G:N2	34:R3:190:A:OP2	2.21	0.74
32:R1:1923:U:HO2'	35:T:11:G:HO2'	1.34	0.73
34:R3:673:A:H2'	34:R3:674:G:C8	2.23	0.73
1:1:47:ASN:HA	1:1:170:ILE:HG13	1.70	0.73
36:Y:81:VAL:HG13	36:Y:164:VAL:HG21	1.71	0.72
32:R1:1270:C:H5''	32:R1:1271:G:H5'	1.70	0.72
32:R1:1450:G:N2	32:R1:1452:G:O6	2.18	0.72
5:16:18:ARG:NH2	32:R1:953:G:OP2	2.23	0.72
34:R3:714:G:H2'	34:R3:715:A:C8	2.25	0.72
32:R1:881:G:O6	32:R1:895:U:O2	2.06	0.72
32:R1:704:G:O2'	32:R1:727:A:N6	2.23	0.72
32:R1:1050:A:N6	32:R1:2751:G:N1	2.38	0.71

Continued on next page...

Continued from previous page...

Atom-1	Atom-2	Interatomic distance (Å)	Clash overlap (Å)
36:Y:387:TYR:HB3	36:Y:462:MET:HA	1.71	0.71
1:1:39:VAL:HG11	1:1:177:LYS:HE3	1.71	0.71
11:21:10:LYS:NZ	32:R1:994:C:O2	2.23	0.71
34:R3:297:G:N2	34:R3:300:A:OP2	2.22	0.71
18:29:2:LYS:HB3	18:29:52:ARG:HD2	1.72	0.70
19:3:59:ARG:NH1	32:R1:2831:G:OP2	2.25	0.70
32:R1:2107:G:N2	32:R1:2182:U:O2	2.25	0.70
19:3:1:MET:HB2	19:3:205:PRO:HG2	1.73	0.69
34:R3:423:G:N2	34:R3:424:G:N3	2.40	0.69
9:2:270:ARG:NH1	32:R1:1798:U:OP2	2.25	0.69
36:Y:182:PRO:O	36:Y:183:THR:OG1	2.06	0.69
15:25:42:LEU:HD13	15:25:47:VAL:HG21	1.74	0.69
9:2:154:ALA:HB2	9:2:161:VAL:HG23	1.74	0.69
19:3:38:LYS:NZ	19:3:81:GLU:OE1	2.26	0.69
29:6:174:LYS:HG3	32:R1:2529:G:H4'	1.73	0.69
36:Y:216:ASN:HA	36:Y:236:ASN:HB2	1.75	0.69
11:21:80:ARG:NH2	32:R1:572:A:OP2	2.26	0.69
30:9:94:ILE:HG23	30:9:98:ASP:HB2	1.75	0.69
9:2:231:HIS:HA	9:2:241:LYS:HE3	1.72	0.68
36:Y:465:PRO:HB2	36:Y:477:LEU:HD21	1.74	0.68
32:R1:2100:G:H1	32:R1:2189:U:H3	1.41	0.68
27:4:163:ASN:ND2	32:R1:320:A:N3	2.41	0.68
34:R3:419:C:O2	34:R3:425:G:N2	2.26	0.68
36:Y:319:ALA:HB3	36:Y:342:LEU:HD13	1.75	0.68
32:R1:2469:A:N6	32:R1:2481:G:O2'	2.26	0.68
34:R3:683:G:H1	34:R3:707:U:H3	1.41	0.68
32:R1:1385:A:O2'	32:R1:1396:U:O2	2.12	0.68
32:R1:1447:C:O2'	32:R1:1544:A:N3	2.27	0.68
34:R3:674:G:H2'	34:R3:675:A:H8	1.58	0.68
29:6:15:ASP:HB3	29:6:26:LYS:HB3	1.76	0.68
36:Y:493:HIS:ND1	36:Y:493:HIS:O	2.25	0.68
7:18:30:ARG:NH2	33:R2:48:U:OP1	2.25	0.68
32:R1:2391:G:O2'	32:R1:2429:G:N2	2.27	0.67
36:Y:145:PRO:HD2	36:Y:148:GLN:HB2	1.75	0.67
19:3:151:THR:OG1	32:R1:2032:G:N2	2.27	0.67
14:24:2:ALA:O	14:24:5:ARG:NH1	2.27	0.67
32:R1:962:G:H21	32:R1:2250:G:H1	1.41	0.67
32:R1:75:G:H22	32:R1:111:A:H2	1.42	0.67
34:R3:458:U:H3	34:R3:474:G:H1	1.43	0.67
34:R3:1033:G:H2'	34:R3:1034:G:C8	2.29	0.67
32:R1:2165:C:N3	32:R1:2170:A:N6	2.43	0.67

Continued on next page...

Continued from previous page...

Atom-1	Atom-2	Interatomic distance (Å)	Clash overlap (Å)
10:20:87:VAL:HG21	11:21:49:ILE:HD12	1.76	0.66
34:R3:1071:C:H2'	34:R3:1072:G:H8	1.59	0.66
6:17:4:ARG:O	32:R1:2873:A:O2'	2.14	0.66
36:Y:175:ASP:HA	36:Y:204:THR:O	1.95	0.66
4:15:20:GLY:HA2	4:15:28:GLY:HA2	1.78	0.66
17:28:11:PRO:HB3	17:28:29:LEU:HD23	1.78	0.66
19:3:110:THR:HG21	19:3:169:ARG:HE	1.61	0.66
33:R2:14:U:OP2	33:R2:70:C:O2'	2.14	0.66
34:R3:1144:G:H21	34:R3:1146:A:H62	1.44	0.66
36:Y:85:VAL:HG11	36:Y:139:LEU:HD11	1.78	0.66
36:Y:255:ASN:OD1	36:Y:256:ALA:N	2.29	0.66
32:R1:827:U:O2'	32:R1:2068:U:N3	2.29	0.66
32:R1:2328:A:H2'	32:R1:2329:U:C6	2.31	0.66
1:1:216:THR:HG22	1:1:219:GLY:H	1.59	0.65
10:20:49:ARG:O	10:20:53:LYS:NZ	2.28	0.65
36:Y:89:HIS:HB3	36:Y:92:LEU:HB3	1.78	0.65
32:R1:569:U:O2'	32:R1:983:A:N1	2.29	0.65
32:R1:1063:G:N1	32:R1:1070:A:OP1	2.29	0.65
4:15:109:LYS:HE2	4:15:128:THR:HG22	1.78	0.65
36:Y:6:ASN:ND2	36:Y:19:ASN:OD1	2.28	0.65
36:Y:187:ASP:OD2	36:Y:354:ASN:N	2.26	0.65
34:R3:1031:C:O2'	34:R3:1033:G:N2	2.29	0.65
34:R3:890:G:O2'	34:R3:906:A:N6	2.30	0.65
17:28:42:GLU:OE2	17:28:44:ARG:NE	2.28	0.65
22:32:3:GLN:NE2	32:R1:2016:U:O2	2.30	0.65
29:6:82:PHE:HB2	29:6:140:ILE:HD13	1.77	0.65
34:R3:634:C:H2'	34:R3:635:A:H8	1.61	0.65
36:Y:320:LEU:HD12	36:Y:342:LEU:HD11	1.77	0.65
19:3:77:ARG:NH1	19:3:200:ASP:OD1	2.29	0.64
30:9:27:ARG:NH1	32:R1:2092:U:OP2	2.30	0.64
32:R1:1009:A:N3	32:R1:1153:C:O2'	2.30	0.64
36:Y:156:VAL:HB	36:Y:161:LYS:HD3	1.79	0.64
16:27:40:GLN:NE2	16:27:57:HIS:O	2.28	0.64
32:R1:631:A:N3	32:R1:2415:G:O2'	2.29	0.64
5:16:123:LYS:NZ	32:R1:2483:C:N3	2.42	0.64
22:32:52:LYS:HE2	22:32:55:ALA:HA	1.78	0.64
36:Y:36:ASN:HA	36:Y:40:LYS:HD3	1.79	0.64
1:1:44:VAL:HG23	1:1:214:ILE:HG12	1.79	0.64
34:R3:923:A:O2'	34:R3:1399:C:OP2	2.15	0.64
28:5:32:LYS:HG2	28:5:156:THR:HB	1.79	0.64
32:R1:1050:A:N1	32:R1:2751:G:C2	2.66	0.64

Continued on next page...

Continued from previous page...

Atom-1	Atom-2	Interatomic distance (Å)	Clash overlap (Å)
34:R3:1306:A:N6	34:R3:1331:G:O2'	2.30	0.64
1:1:166:ASP:HB2	1:1:170:ILE:HG22	1.80	0.64
27:4:143:LEU:HD23	27:4:146:VAL:HG11	1.79	0.64
32:R1:2178:C:H2'	32:R1:2179:C:H5	1.63	0.64
34:R3:715:A:H2'	34:R3:716:A:C8	2.33	0.64
32:R1:752:A:H62	32:R1:2609:U:H3	1.45	0.64
32:R1:958:U:H2'	33:R2:89:U:H1'	1.80	0.64
27:4:146:VAL:HG12	27:4:185:LYS:HB2	1.80	0.64
9:2:261:ARG:O	9:2:264:LYS:NZ	2.29	0.63
1:1:10:VAL:HG11	32:R1:2132:U:H3	1.64	0.63
32:R1:1509:A:H2'	32:R1:1510:G:H8	1.64	0.63
33:R2:5:U:OP1	33:R2:61:G:O2'	2.16	0.63
3:14:70:ARG:NH2	32:R1:2683:C:O2	2.31	0.63
32:R1:219:A:N3	32:R1:234:U:O2'	2.24	0.63
2:13:49:ASP:OD2	2:13:121:LYS:NZ	2.31	0.63
36:Y:34:GLY:O	36:Y:40:LYS:NZ	2.29	0.63
5:16:135:VAL:HG23	15:25:57:TYR:HD2	1.63	0.63
36:Y:39:GLY:O	36:Y:41:SER:N	2.30	0.63
32:R1:1050:A:C6	32:R1:2751:G:C2	2.86	0.63
34:R3:415:A:H2'	34:R3:416:G:H8	1.63	0.63
9:2:152:GLN:NE2	32:R1:1801:A:OP2	2.32	0.63
8:19:105:LYS:O	8:19:108:ARG:NH1	2.31	0.62
35:T:47:U:O2'	35:T:50:U:OP1	2.17	0.62
6:17:17:ARG:NH2	32:R1:2002:G:OP1	2.33	0.62
27:4:44:ARG:NH2	32:R1:1248:G:OP1	2.32	0.62
32:R1:1077:A:N6	32:R1:1089:A:OP2	2.32	0.62
32:R1:1432:G:H2'	32:R1:1433:A:C8	2.34	0.62
26:36:29:ALA:O	29:6:169:ARG:NH2	2.32	0.62
32:R1:820:A:H4'	32:R1:836:G:H22	1.64	0.62
36:Y:71:GLN:HG2	36:Y:179:LEU:HD13	1.81	0.62
36:Y:179:LEU:HD23	36:Y:180:ASP:H	1.63	0.62
28:5:107:VAL:HG11	28:5:175:PRO:HG2	1.81	0.62
32:R1:2105:U:H2'	32:R1:2106:U:C6	2.34	0.62
34:R3:1028:C:O2'	34:R3:1030:U:O4	2.18	0.62
32:R1:1178:C:H2'	32:R1:1179:G:H8	1.64	0.62
32:R1:2128:G:H1	32:R1:2160:C:H41	1.48	0.62
34:R3:517:G:N2	34:R3:530:G:OP1	2.26	0.62
32:R1:1049:C:N3	32:R1:1050:A:N6	2.48	0.62
32:R1:2140:G:O6	32:R1:2153:C:N4	2.32	0.62
17:28:73:ARG:NH1	17:28:75:GLU:OE2	2.32	0.62
32:R1:2105:U:H2'	32:R1:2106:U:H6	1.64	0.62

Continued on next page...

Continued from previous page...

Atom-1	Atom-2	Interatomic distance (Å)	Clash overlap (Å)
34:R3:673:A:H2'	34:R3:674:G:H8	1.64	0.62
2:13:13:ARG:NH2	2:13:49:ASP:OD1	2.33	0.61
10:20:5:ARG:NH2	32:R1:585:G:N7	2.48	0.61
32:R1:895:U:O2'	32:R1:896:A:N7	2.33	0.61
32:R1:1171:G:N2	32:R1:1179:G:O6	2.33	0.61
35:T:56:C:O2'	36:Y:415:GLU:OE2	2.15	0.61
11:21:38:VAL:HG11	11:21:57:GLY:HA3	1.81	0.61
32:R1:227:A:O2'	32:R1:228:C:O5'	2.17	0.61
32:R1:306:U:H3	32:R1:310:A:H62	1.47	0.61
33:R2:1:U:H2'	33:R2:2:G:H8	1.66	0.61
34:R3:715:A:H2'	34:R3:716:A:H8	1.63	0.61
32:R1:1528:A:N6	32:R1:1543:G:O2'	2.33	0.61
6:17:103:ARG:NH2	6:17:106:ASP:OD2	2.32	0.61
30:9:9:VAL:HB	30:9:12:LEU:O	2.00	0.61
32:R1:1050:A:N6	32:R1:2751:G:C6	2.68	0.61
32:R1:1607:C:N4	32:R1:1622:G:OP2	2.29	0.61
19:3:33:ARG:NH2	19:3:53:GLY:O	2.30	0.61
34:R3:415:A:N6	34:R3:428:G:O6	2.33	0.61
7:18:13:ARG:NH1	32:R1:2335:A:OP1	2.33	0.61
25:35:7:ARG:NH1	32:R1:243:U:OP2	2.34	0.61
32:R1:720:U:H2'	32:R1:721:A:H8	1.65	0.61
36:Y:512:ARG:NH2	36:Y:513:VAL:O	2.33	0.61
34:R3:1014:A:H2'	34:R3:1015:G:C4	2.36	0.60
15:25:30:ILE:HD11	15:25:63:ILE:HD12	1.83	0.60
34:R3:1323:G:H2'	34:R3:1324:A:C8	2.37	0.60
36:Y:193:TRP:O	36:Y:197:VAL:HG12	2.01	0.60
34:R3:1137:C:O2'	34:R3:1138:G:N2	2.34	0.60
34:R3:1492:A:O2'	34:R3:1493:A:OP1	2.17	0.60
34:R3:427:U:O2'	34:R3:541:G:OP1	2.18	0.60
34:R3:1522:U:H2'	34:R3:1523:G:H8	1.66	0.60
2:13:11:VAL:HG21	2:13:50:THR:HG22	1.84	0.60
13:23:18:GLU:OE1	32:R1:1392:A:N6	2.35	0.60
32:R1:856:G:H2'	32:R1:857:G:C8	2.36	0.60
32:R1:2297:A:N6	32:R1:2319:G:O2'	2.35	0.60
34:R3:71:A:H62	34:R3:100:G:H1'	1.66	0.60
5:16:25:ASP:O	5:16:66:ARG:NH1	2.35	0.60
12:22:72:THR:HG22	12:22:73:LYS:HG3	1.83	0.60
30:9:66:ASN:ND2	30:9:134:VAL:O	2.35	0.60
32:R1:285:G:O6	32:R1:355:U:O2	2.20	0.60
32:R1:2006:C:O2'	32:R1:2823:A:N3	2.35	0.60
32:R1:2304:G:N2	32:R1:2312:U:H3	1.99	0.60

Continued on next page...

Continued from previous page...

Atom-1	Atom-2	Interatomic distance (Å)	Clash overlap (Å)
32:R1:2514:U:H2'	32:R1:2515:C:C6	2.37	0.60
32:R1:1597:A:H5''	32:R1:1598:A:H5'	1.84	0.59
32:R1:2581:G:OP2	32:R1:2581:G:N2	2.35	0.59
34:R3:1355:G:H2'	34:R3:1356:G:H8	1.67	0.59
28:5:14:LYS:NZ	28:5:18:GLU:OE2	2.35	0.59
30:9:9:VAL:HG11	30:9:12:LEU:HB3	1.83	0.59
19:3:56:LYS:HB2	19:3:59:ARG:HB2	1.83	0.59
34:R3:746:A:H2'	34:R3:747:A:C8	2.37	0.59
2:13:27:ARG:NH2	32:R1:1143:A:OP1	2.36	0.59
35:T:20:H2U:OP2	35:T:20:H2U:O2	2.20	0.59
16:27:64:ASP:N	16:27:64:ASP:OD1	2.34	0.59
32:R1:547:A:O2'	32:R1:548:G:N7	2.31	0.59
34:R3:1218:C:H2'	34:R3:1219:A:C8	2.37	0.59
36:Y:425:LEU:HD13	36:Y:446:ARG:HB3	1.84	0.59
19:3:193:VAL:HG21	19:3:201:LEU:HD11	1.85	0.59
25:35:25:HIS:CE1	25:35:47:ALA:HB2	2.38	0.59
2:13:68:LYS:NZ	32:R1:1022:G:O6	2.25	0.59
32:R1:2144:G:N2	32:R1:2146:C:O2'	2.36	0.59
32:R1:2473:U:OP1	32:R1:2529:G:N2	2.36	0.59
9:2:128:THR:HG1	9:2:190:THR:HG1	1.50	0.59
18:29:19:LEU:HD13	18:29:23:ARG:HG3	1.83	0.59
23:33:5:ARG:NH1	32:R1:2285:C:OP2	2.35	0.59
32:R1:1508:A:O2'	32:R1:1509:A:O4'	2.15	0.59
32:R1:2804:U:H2'	32:R1:2805:C:H6	1.68	0.59
34:R3:1218:C:H2'	34:R3:1219:A:H8	1.68	0.59
32:R1:890:C:H3'	32:R1:891:G:H4'	1.84	0.58
36:Y:464:GLN:NE2	60:Y:602:ATP:O1G	2.35	0.58
1:1:48:LEU:HD11	1:1:196:LEU:HD11	1.83	0.58
9:2:7:PRO:HB3	9:2:13:ARG:HG3	1.83	0.58
17:28:2:ARG:NH1	32:R1:1365:A:OP1	2.36	0.58
32:R1:1847:G:HO2'	32:R1:1848:A:H8	1.51	0.58
36:Y:187:ASP:O	36:Y:189:ASP:N	2.31	0.58
9:2:97:ASP:OD1	9:2:97:ASP:N	2.37	0.58
11:21:51:VAL:HG12	11:21:52:PRO:CD	2.22	0.58
32:R1:1521:G:H3'	32:R1:1522:A:H5''	1.85	0.58
32:R1:2788:C:O2'	32:R1:2809:A:N3	2.35	0.58
34:R3:811:C:O2'	34:R3:901:A:N1	2.37	0.58
36:Y:214:PHE:O	36:Y:218:VAL:HG12	2.03	0.58
2:13:65:THR:OG1	32:R1:1141:U:OP2	2.21	0.58
5:16:16:ARG:NH1	32:R1:954:G:OP2	2.36	0.58
20:30:5:LYS:NZ	20:30:36:GLU:OE1	2.36	0.58

Continued on next page...

Continued from previous page...

Atom-1	Atom-2	Interatomic distance (Å)	Clash overlap (Å)
25:35:8:GLY:O	25:35:12:ARG:NH1	2.36	0.58
1:1:87:ALA:O	1:1:92:ALA:N	2.37	0.58
32:R1:370:G:O2'	32:R1:424:G:OP1	2.21	0.58
34:R3:337:G:H2'	34:R3:338:A:H8	1.66	0.58
34:R3:692:U:O2'	34:R3:694:A:N7	2.29	0.58
34:R3:1347:G:O2'	34:R3:1373:G:O6	2.21	0.58
32:R1:878:A:N6	32:R1:899:A:O2'	2.37	0.58
32:R1:2682:A:H61	32:R1:2728:U:H1'	1.66	0.58
34:R3:841:C:O2'	34:R3:843:U:O4'	2.20	0.58
34:R3:1355:G:H2'	34:R3:1356:G:C8	2.39	0.58
9:2:220:ARG:NH1	32:R1:1789:A:OP2	2.37	0.58
32:R1:1668:A:N3	32:R1:1670:C:N4	2.52	0.58
34:R3:620:C:O2'	34:R3:621:A:O4'	2.22	0.58
34:R3:672:U:H2'	34:R3:673:A:H8	1.69	0.58
36:Y:347:LYS:HD3	36:Y:488:LEU:HD21	1.86	0.58
34:R3:461:A:H2'	34:R3:462:G:H8	1.68	0.58
5:16:42:THR:HG22	5:16:93:VAL:HG12	1.86	0.58
32:R1:2326:C:O2'	32:R1:2327:A:OP1	2.17	0.58
34:R3:208:U:H4'	34:R3:212:G:H1	1.69	0.58
34:R3:768:A:H4'	34:R3:1523:G:N2	2.19	0.58
36:Y:409:LYS:NZ	36:Y:414:ASP:OD1	2.27	0.58
16:27:55:ARG:NH1	32:R1:2364:C:OP1	2.36	0.57
34:R3:662:U:H2'	34:R3:663:A:C8	2.38	0.57
6:17:106:ASP:OD1	6:17:106:ASP:N	2.35	0.57
32:R1:1802:A:H2'	32:R1:1803:A:C8	2.38	0.57
34:R3:1241:G:H2'	34:R3:1242:G:H8	1.69	0.57
32:R1:1090:A:H2'	32:R1:1091:G:C8	2.40	0.57
32:R1:2120:G:H1	32:R1:2179:C:H42	1.50	0.57
34:R3:202:G:O2'	34:R3:468:A:N3	2.34	0.57
34:R3:674:G:H2'	34:R3:675:A:C8	2.37	0.57
1:1:67:HIS:HE1	1:1:187:GLU:HG3	1.69	0.57
27:4:45:ALA:HB2	27:4:89:PRO:HD3	1.85	0.57
28:5:12:VAL:O	28:5:16:MET:HG3	2.04	0.57
32:R1:2375:G:N2	32:R1:2378:A:OP2	2.34	0.57
19:3:24:VAL:HG21	19:3:188:LEU:HD23	1.87	0.57
34:R3:1167:A:N6	34:R3:1169:A:N1	2.52	0.57
2:13:96:ARG:NH2	2:13:98:GLU:OE1	2.37	0.57
33:R2:31:C:H1'	33:R2:53:A:H61	1.68	0.57
34:R3:356:A:N3	34:R3:368:U:O2'	2.32	0.57
15:25:57:TYR:OH	15:25:79:ARG:NH2	2.38	0.57
36:Y:161:LYS:HA	36:Y:164:VAL:HG12	1.87	0.57

Continued on next page...

Continued from previous page...

Atom-1	Atom-2	Interatomic distance (Å)	Clash overlap (Å)
15:25:43:ASP:OD1	15:25:44:HIS:N	2.38	0.57
28:5:36:ASN:ND2	32:R1:2313:C:O4'	2.37	0.57
28:5:45:ASP:HA	36:Y:414:ASP:HB2	1.86	0.57
32:R1:1363:C:O2'	32:R1:1809:A:N3	2.34	0.57
36:Y:267:SER:O	36:Y:271:ARG:HB2	2.05	0.57
12:22:5:ALA:HB2	12:22:54:ALA:HB2	1.87	0.57
29:6:109:SER:OG	32:R1:2667:C:N3	2.37	0.57
32:R1:404:A:H1'	32:R1:406:G:C4	2.40	0.57
32:R1:1509:A:H2'	32:R1:1510:G:C8	2.39	0.57
34:R3:337:G:H2'	34:R3:338:A:C8	2.39	0.57
9:2:233:GLY:HA3	32:R1:2598:A:H5''	1.86	0.57
32:R1:270:A:N1	32:R1:369:U:O2'	2.38	0.57
32:R1:463:G:N2	32:R1:466:A:OP2	2.35	0.57
34:R3:714:G:H2'	34:R3:715:A:H8	1.69	0.57
34:R3:842:U:H5''	34:R3:843:U:H4'	1.86	0.57
32:R1:184:C:O2'	32:R1:217:A:N3	2.36	0.56
32:R1:1936:A:H2	32:R1:1943:U:H3	1.50	0.56
34:R3:652:U:O4	34:R3:752:G:O2'	2.17	0.56
36:Y:226:ASP:OD2	36:Y:302:ARG:NH1	2.35	0.56
8:19:90:ALA:HB2	8:19:112:ARG:HA	1.87	0.56
11:21:43:ASN:OD1	11:21:43:ASN:N	2.38	0.56
34:R3:418:C:OP1	34:R3:513:C:O2'	2.23	0.56
34:R3:1001:C:N4	34:R3:1002:G:O6	2.38	0.56
34:R3:1141:C:H2'	34:R3:1142:G:C8	2.40	0.56
20:30:40:THR:HG22	20:30:42:ALA:H	1.71	0.56
32:R1:1548:A:H2'	32:R1:1549:A:H8	1.70	0.56
36:Y:99:ARG:NH2	36:Y:100:ASP:OD1	2.38	0.56
15:25:76:ASP:OD2	15:25:77:VAL:N	2.38	0.56
32:R1:2115:G:O2'	32:R1:2117:A:N6	2.39	0.56
34:R3:1432:G:O2'	34:R3:1468:A:N6	2.39	0.56
1:1:60:ARG:HE	1:1:164:ARG:HD3	1.68	0.56
32:R1:414:C:H2'	32:R1:415:A:H8	1.71	0.56
32:R1:1069:A:H2'	32:R1:1072:C:H5'	1.88	0.56
34:R3:1513:A:H2'	34:R3:1514:G:C8	2.41	0.56
9:2:216:ARG:NH2	32:R1:781:A:OP1	2.36	0.56
36:Y:402:PHE:HE1	36:Y:419:ARG:HB2	1.69	0.56
29:6:104:LEU:O	29:6:112:VAL:HB	2.06	0.56
32:R1:2135:A:N7	32:R1:2156:G:N2	2.50	0.56
32:R1:704:G:H2'	32:R1:726:G:H22	1.71	0.56
32:R1:729:G:O2'	32:R1:763:G:H4'	2.06	0.56
9:2:106:PRO:HD2	9:2:109:LEU:HD22	1.88	0.56

Continued on next page...

Continued from previous page...

Atom-1	Atom-2	Interatomic distance (Å)	Clash overlap (Å)
16:27:29:GLU:OE2	32:R1:922:C:O2'	2.18	0.56
25:35:23:HIS:ND1	25:35:24:LYS:O	2.35	0.56
34:R3:898:G:N2	34:R3:901:A:OP2	2.39	0.56
1:1:42:VAL:HG13	1:1:175:ILE:HG23	1.88	0.56
6:17:22:ARG:HG3	6:17:70:THR:HA	1.87	0.56
29:6:34:ARG:NE	29:6:70:LEU:HD21	2.20	0.56
32:R1:2327:A:H2'	32:R1:2328:A:C8	2.41	0.56
34:R3:1013:G:N2	34:R3:1016:A:OP2	2.36	0.56
14:24:25:LYS:HG3	14:24:36:GLU:OE1	2.05	0.55
23:33:33:LEU:H	23:33:50:GLU:HG2	1.71	0.55
27:4:111:GLU:OE2	27:4:115:GLN:NE2	2.39	0.55
32:R1:1315:C:O2'	32:R1:1392:A:N3	2.37	0.55
32:R1:1278:C:H2'	32:R1:1279:G:H8	1.72	0.55
32:R1:2246:G:H2'	32:R1:2247:A:H8	1.71	0.55
7:18:34:HIS:ND1	7:18:53:THR:OG1	2.39	0.55
8:19:89:GLY:O	8:19:112:ARG:NH1	2.40	0.55
32:R1:2107:G:H1	32:R1:2182:U:H3	1.53	0.55
36:Y:439:LEU:O	36:Y:444:LYS:NZ	2.40	0.55
32:R1:140:C:H2'	32:R1:141:G:H5'	1.88	0.55
32:R1:1548:A:H2'	32:R1:1549:A:C8	2.41	0.55
3:14:77:ILE:O	3:14:77:ILE:HG22	2.07	0.55
5:16:50:ARG:O	5:16:54:THR:HG23	2.06	0.55
19:3:55:LYS:HD3	19:3:60:VAL:HG12	1.87	0.55
27:4:6:LYS:HD3	27:4:119:ILE:HG23	1.89	0.55
32:R1:1050:A:C6	32:R1:2751:G:N1	2.75	0.55
32:R1:2114:A:H2	32:R1:2115:G:H1'	1.70	0.55
32:R1:2182:U:H2'	32:R1:2183:A:C8	2.42	0.55
32:R1:2688:G:N1	32:R1:2720:U:OP2	2.37	0.55
34:R3:380:G:N2	34:R3:383:A:OP2	2.33	0.55
34:R3:683:G:N2	34:R3:707:U:O2	2.34	0.55
34:R3:790:A:OP1	35:T:38:A:O2'	2.19	0.55
20:30:7:THR:OG1	20:30:34:THR:OG1	2.18	0.55
18:29:13:GLU:HB3	18:29:57:LEU:HD21	1.87	0.55
32:R1:644:A:H2'	32:R1:645:C:O4'	2.07	0.55
34:R3:235:C:H2'	34:R3:236:A:H8	1.72	0.55
9:2:16:VAL:HB	9:2:203:VAL:HG22	1.89	0.55
14:24:81:ARG:NH2	32:R1:301:G:OP2	2.40	0.55
32:R1:1386:C:H2'	32:R1:1387:A:C8	2.42	0.55
32:R1:1636:U:O2'	32:R1:1760:C:O2	2.18	0.55
32:R1:2115:G:H21	32:R1:2119:A:H62	1.55	0.55
32:R1:2127:G:O2'	32:R1:2128:G:O4'	2.24	0.55

Continued on next page...

Continued from previous page...

Atom-1	Atom-2	Interatomic distance (Å)	Clash overlap (Å)
33:R2:52:A:O2'	33:R2:53:A:H8	1.90	0.55
34:R3:815:A:N7	34:R3:1509:C:O2'	2.33	0.55
19:3:164:GLN:NE2	32:R1:2822:G:OP1	2.40	0.55
36:Y:304:ASN:ND2	36:Y:475:GLU:OE1	2.38	0.55
32:R1:2120:G:H1	32:R1:2179:C:N4	2.04	0.55
32:R1:2646:C:OP2	32:R1:2732:G:O2'	2.24	0.55
36:Y:209:SER:HB2	36:Y:215:LEU:HD21	1.88	0.55
32:R1:1000:A:H2'	32:R1:1001:A:C8	2.42	0.54
32:R1:2291:U:H2'	32:R1:2292:U:C6	2.42	0.54
34:R3:1314:C:H2'	34:R3:1315:U:C6	2.42	0.54
3:14:70:ARG:NH1	32:R1:2684:U:O4'	2.41	0.54
7:18:100:HIS:HD2	33:R2:48:U:H4'	1.71	0.54
19:3:118:PHE:HZ	32:R1:2048:G:H21	1.54	0.54
28:5:120:SER:HB3	28:5:127:TYR:HE1	1.72	0.54
32:R1:1386:C:H2'	32:R1:1387:A:H8	1.71	0.54
34:R3:415:A:H61	34:R3:427:U:H3	1.56	0.54
2:13:125:TYR:OH	2:13:132:HIS:NE2	2.37	0.54
4:15:76:GLU:HG2	32:R1:636:G:H1	1.73	0.54
32:R1:1682:G:H2'	32:R1:1683:U:C6	2.43	0.54
32:R1:2184:A:H2'	32:R1:2185:U:C6	2.42	0.54
34:R3:1162:C:H2'	34:R3:1163:A:H8	1.72	0.54
17:28:2:ARG:HD2	17:28:29:LEU:HD22	1.89	0.54
19:3:97:SER:OG	19:3:99:GLU:OE1	2.18	0.54
30:9:96:THR:HG23	30:9:117:LEU:HD12	1.89	0.54
32:R1:1266:G:O2'	32:R1:2012:G:O6	2.20	0.54
34:R3:501:C:H2'	34:R3:502:A:H8	1.72	0.54
5:16:135:VAL:HG23	15:25:57:TYR:CD2	2.43	0.54
36:Y:383:ARG:NH1	36:Y:410:GLN:OE1	2.40	0.54
8:19:102:ARG:HB3	8:19:107:ALA:HB2	1.89	0.54
19:3:10:GLY:H	19:3:197:THR:HG23	1.73	0.54
19:3:27:ILE:HG12	19:3:201:LEU:HD12	1.88	0.54
34:R3:672:U:H2'	34:R3:673:A:C8	2.43	0.54
34:R3:745:G:H2'	34:R3:746:A:H8	1.73	0.54
34:R3:1144:G:H21	34:R3:1146:A:N6	2.05	0.54
34:R3:1251:A:H2'	34:R3:1252:A:C8	2.43	0.54
15:25:80:HIS:ND1	15:25:83:LYS:HB2	2.23	0.54
34:R3:81:A:H2'	34:R3:89:U:C4	2.43	0.54
34:R3:456:A:H2'	34:R3:457:G:C8	2.42	0.54
34:R3:634:C:H2'	34:R3:635:A:C8	2.41	0.54
36:Y:161:LYS:N	36:Y:161:LYS:HD2	2.22	0.54
4:15:38:GLN:NE2	32:R1:831:G:O2'	2.40	0.54

Continued on next page...

Continued from previous page...

Atom-1	Atom-2	Interatomic distance (Å)	Clash overlap (Å)
12:22:29:VAL:HG23	12:22:51:LEU:HD11	1.90	0.54
15:25:32:GLY:HA3	15:25:93:ARG:HB2	1.89	0.54
34:R3:1401:G:O6	34:R3:1504:G:N2	2.41	0.54
35:T:43:A:H2'	35:T:44:A:H8	1.73	0.54
36:Y:139:LEU:HD22	36:Y:144:ILE:HD11	1.90	0.54
1:1:69:THR:HG23	1:1:159:GLY:HA2	1.90	0.53
22:32:30:ASP:OD1	22:32:31:LYS:N	2.35	0.53
32:R1:414:C:H2'	32:R1:415:A:C8	2.43	0.53
9:2:132:ARG:O	9:2:166:ARG:NH1	2.41	0.53
32:R1:1173:U:O2'	32:R1:1176:U:O2	2.17	0.53
32:R1:1992:G:N2	32:R1:1996:C:O2'	2.41	0.53
32:R1:2595:G:N2	32:R1:2598:A:OP2	2.37	0.53
34:R3:454:G:H2'	34:R3:455:G:H8	1.74	0.53
34:R3:1405:G:HO2'	34:R3:1518:A:HO2'	1.54	0.53
36:Y:188:ILE:HD13	36:Y:495:ARG:HH21	1.73	0.53
4:15:110:VAL:HB	4:15:127:VAL:HG12	1.91	0.53
32:R1:1721:G:O2'	32:R1:1739:A:N6	2.41	0.53
32:R1:2324:U:H3'	32:R1:2325:G:H5'	1.90	0.53
32:R1:639:U:H2'	32:R1:640:C:C6	2.43	0.53
32:R1:1405:U:H2'	32:R1:1406:U:C6	2.43	0.53
33:R2:111:U:H2'	33:R2:112:G:H8	1.73	0.53
34:R3:362:G:N1	34:R3:365:U:OP2	2.41	0.53
1:1:19:LYS:NZ	1:1:21:TYR:OH	2.42	0.53
1:1:200:LYS:HD2	1:1:208:TYR:CZ	2.43	0.53
22:32:15:ARG:NH1	32:R1:1266:G:OP2	2.41	0.53
32:R1:955:U:H5	32:R1:962:G:H1	1.56	0.53
5:16:41:LEU:HD11	5:16:124:LEU:HD22	1.90	0.53
27:4:35:TYR:OH	27:4:176:ASP:OD2	2.12	0.53
34:R3:178:C:H2'	34:R3:179:A:H8	1.72	0.53
34:R3:1121:U:H2'	34:R3:1122:U:H6	1.73	0.53
35:T:23:C:H2'	35:T:24:U:C6	2.44	0.53
36:Y:179:LEU:HA	36:Y:208:ILE:HG22	1.90	0.53
2:13:17:VAL:HG23	2:13:137:PRO:HB2	1.90	0.53
34:R3:1357:A:N6	34:R3:1365:G:H1	2.07	0.53
32:R1:1636:U:H2'	32:R1:1637:A:H8	1.72	0.53
32:R1:2146:C:O2'	32:R1:2147:A:N7	2.42	0.53
34:R3:54:C:OP1	34:R3:351:G:N2	2.35	0.53
34:R3:1077:G:N2	34:R3:1080:A:OP2	2.42	0.53
1:1:31:LYS:NZ	1:1:180:PHE:O	2.42	0.53
11:21:14:VAL:HG21	11:21:98:ILE:HD12	1.91	0.53
13:23:3:ARG:HG2	13:23:5:GLU:HG2	1.90	0.53

Continued on next page...

Continued from previous page...

Atom-1	Atom-2	Interatomic distance (Å)	Clash overlap (Å)
3:14:71:ARG:HH22	3:14:105:ARG:HB3	1.74	0.53
29:6:37:ASN:ND2	29:6:63:GLN:OE1	2.41	0.53
32:R1:2329:U:H2'	32:R1:2330:G:C8	2.43	0.53
36:Y:394:GLU:HB3	36:Y:404:TRP:HH2	1.74	0.52
32:R1:30:G:O2'	32:R1:1214:A:N3	2.35	0.52
32:R1:1059:G:H1	32:R1:1080:A:H61	1.57	0.52
34:R3:1391:U:H2'	34:R3:1392:G:C8	2.44	0.52
19:3:136:ASN:OD1	32:R1:2579:C:O2'	2.26	0.52
32:R1:1281:G:H2'	32:R1:1282:U:C6	2.44	0.52
32:R1:1570:A:H2'	32:R1:1571:A:C8	2.44	0.52
32:R1:2523:G:O2'	32:R1:2764:A:O2'	2.20	0.52
28:5:56:LEU:HD12	28:5:86:CYS:SG	2.49	0.52
32:R1:2154:A:H2'	32:R1:2155:U:O4'	2.10	0.52
34:R3:1064:G:O2'	34:R3:1190:G:N2	2.42	0.52
6:17:29:VAL:O	6:17:78:LYS:NZ	2.35	0.52
29:6:136:ASP:O	29:6:140:ILE:HD12	2.09	0.52
34:R3:745:G:H2'	34:R3:746:A:C8	2.45	0.52
32:R1:100:U:H1'	32:R1:101:A:C5	2.45	0.52
32:R1:161:A:H3'	32:R1:162:U:H5''	1.92	0.52
32:R1:227:A:HO2'	32:R1:228:C:P	2.33	0.52
32:R1:1590:A:H2'	32:R1:1591:A:C8	2.45	0.52
32:R1:1716:U:H2'	32:R1:1717:A:H8	1.75	0.52
32:R1:2831:G:N2	32:R1:2884:U:OP2	2.42	0.52
34:R3:426:U:H2'	34:R3:427:U:C6	2.45	0.52
34:R3:855:U:OP2	34:R3:871:U:N3	2.36	0.52
36:Y:71:GLN:OE1	36:Y:71:GLN:N	2.31	0.52
7:18:30:ARG:HH22	33:R2:48:U:P	2.32	0.52
7:18:95:SER:O	7:18:95:SER:OG	2.28	0.52
12:22:18:ARG:HG3	12:22:76:VAL:HG22	1.90	0.52
28:5:141:ASP:OD1	28:5:141:ASP:N	2.43	0.52
32:R1:306:U:H2'	32:R1:307:G:O4'	2.10	0.52
32:R1:981:A:OP2	32:R1:982:C:N4	2.34	0.52
34:R3:309:A:O2'	34:R3:607:A:N1	2.40	0.52
34:R3:976:G:OP2	34:R3:1358:U:O2'	2.27	0.52
28:5:63:LYS:NZ	33:R2:42:C:OP1	2.38	0.52
29:6:12:ALA:O	29:6:14:VAL:N	2.42	0.52
35:T:28:C:H2'	35:T:29:G:H8	1.74	0.52
24:34:34:ARG:NE	24:34:42:LEU:O	2.40	0.52
7:18:35:ILE:HD11	7:18:106:LEU:HD22	1.92	0.52
28:5:119:LYS:HA	28:5:166:ARG:HH21	1.74	0.52
34:R3:554:A:H2'	34:R3:555:U:C6	2.45	0.52

Continued on next page...

Continued from previous page...

Atom-1	Atom-2	Interatomic distance (Å)	Clash overlap (Å)
32:R1:554:U:H2'	32:R1:555:G:O4'	2.10	0.51
36:Y:33:ILE:HG12	36:Y:237:TYR:HE1	1.75	0.51
36:Y:522:ASP:N	36:Y:522:ASP:OD1	2.44	0.51
32:R1:1594:U:H2'	32:R1:1595:C:H6	1.75	0.51
32:R1:2660:A:H2'	32:R1:2661:G:C8	2.45	0.51
34:R3:620:C:HO2'	34:R3:621:A:H8	1.55	0.51
36:Y:459:ILE:HA	36:Y:487:THR:O	2.09	0.51
32:R1:1858:A:N6	32:R1:1884:G:O2'	2.40	0.51
32:R1:2812:G:H2'	32:R1:2813:A:C8	2.45	0.51
34:R3:1137:C:H5'	34:R3:1138:G:H5'	1.91	0.51
36:Y:207:ILE:HD11	36:Y:219:CYS:HB3	1.92	0.51
8:19:94:ALA:HB2	32:R1:2848:G:C8	2.45	0.51
10:20:51:GLN:O	10:20:55:GLN:N	2.44	0.51
22:32:25:THR:OG1	22:32:26:SER:N	2.43	0.51
29:6:108:PHE:O	32:R1:2666:C:N4	2.44	0.51
32:R1:389:G:C8	32:R1:2413:G:H4'	2.46	0.51
32:R1:871:U:H2'	32:R1:872:U:C6	2.46	0.51
32:R1:1900:A:H1'	32:R1:1970:A:H2'	1.92	0.51
32:R1:2115:G:OP1	32:R1:2166:U:O2'	2.21	0.51
2:13:81:ILE:HG12	19:3:156:PHE:HB3	1.93	0.51
32:R1:2183:A:H2'	32:R1:2184:A:C8	2.46	0.51
34:R3:696:A:H2'	34:R3:697:U:H6	1.75	0.51
36:Y:95:VAL:HG23	36:Y:119:LEU:HD23	1.93	0.51
28:5:104:THR:HG23	28:5:105:ILE:HG23	1.91	0.51
29:6:120:ILE:HG21	29:6:132:LEU:HD12	1.92	0.51
32:R1:2898:U:H2'	32:R1:2899:A:H8	1.76	0.51
34:R3:1134:G:H2'	34:R3:1135:U:O4'	2.11	0.51
27:4:44:ARG:HH22	32:R1:1248:G:P	2.32	0.51
28:5:131:VAL:HG12	28:5:151:LEU:H	1.75	0.51
32:R1:570:G:H2'	32:R1:2030:A:N7	2.26	0.51
32:R1:1176:U:H2'	32:R1:1177:G:C4	2.45	0.51
34:R3:859:G:OP2	34:R3:869:G:N1	2.33	0.51
8:19:20:ARG:N	8:19:23:ASP:OD2	2.43	0.51
32:R1:704:G:H2'	32:R1:726:G:N2	2.26	0.51
32:R1:1093:G:N1	32:R1:1099:G:O6	2.44	0.51
32:R1:2101:A:H2'	32:R1:2102:G:H8	1.76	0.51
33:R2:81:G:O6	33:R2:95:U:O2	2.28	0.51
34:R3:771:G:H2'	34:R3:772:U:C6	2.46	0.51
10:20:111:LYS:HG3	11:21:49:ILE:HD11	1.92	0.51
32:R1:351:C:H2'	32:R1:352:A:C8	2.46	0.51
32:R1:351:C:H2'	32:R1:352:A:H8	1.76	0.51

Continued on next page...

Continued from previous page...

Atom-1	Atom-2	Interatomic distance (Å)	Clash overlap (Å)
32:R1:1089:A:N6	32:R1:1098:A:OP1	2.44	0.51
34:R3:147:G:H2'	34:R3:148:G:C8	2.46	0.51
36:Y:195:GLU:HG2	36:Y:218:VAL:HB	1.93	0.51
32:R1:1522:A:H8	32:R1:1522:A:OP1	1.93	0.51
34:R3:270:A:H2'	34:R3:271:C:C6	2.46	0.51
34:R3:296:U:O2'	34:R3:556:C:O2	2.28	0.51
34:R3:1071:C:H2'	34:R3:1072:G:C8	2.43	0.51
34:R3:1412:C:H2'	34:R3:1413:A:C8	2.46	0.51
10:20:40:LYS:NZ	32:R1:563:A:OP1	2.38	0.50
32:R1:134:G:H2'	32:R1:135:U:H6	1.76	0.50
32:R1:774:G:O2'	32:R1:775:G:O5'	2.28	0.50
34:R3:71:A:H2'	34:R3:72:A:H5'	1.92	0.50
34:R3:945:G:C2	34:R3:946:A:C8	2.98	0.50
22:32:7:PRO:HD2	32:R1:1263:U:O2'	2.11	0.50
32:R1:1469:A:H2'	32:R1:1470:A:C8	2.46	0.50
32:R1:2246:G:H2'	32:R1:2247:A:C8	2.46	0.50
32:R1:2793:C:N3	32:R1:2803:G:N1	2.40	0.50
34:R3:80:A:N6	34:R3:90:C:N3	2.60	0.50
34:R3:1250:A:H2	34:R3:1370:G:H1'	1.76	0.50
27:4:149:ILE:HB	27:4:188:MET:HG2	1.93	0.50
35:T:72:A:O3'	36:Y:275:ASN:ND2	2.43	0.50
32:R1:1484:U:H2'	32:R1:1485:U:C6	2.46	0.50
32:R1:2116:G:H1	32:R1:2164:C:N4	2.09	0.50
32:R1:2324:U:H3'	32:R1:2325:G:C5'	2.40	0.50
34:R3:415:A:H2'	34:R3:416:G:C8	2.46	0.50
34:R3:1513:A:H2'	34:R3:1514:G:H8	1.74	0.50
35:T:9:G:N2	35:T:26:G:H1'	2.27	0.50
36:Y:400:THR:HA	36:Y:435:PRO:HA	1.94	0.50
9:2:29:PHE:HD2	9:2:32:LEU:HD12	1.75	0.50
17:28:42:GLU:HG2	17:28:44:ARG:HG2	1.93	0.50
28:5:98:PHE:HA	28:5:101:ARG:HE	1.76	0.50
32:R1:807:U:O2'	32:R1:2060:A:N1	2.37	0.50
34:R3:908:A:H2'	34:R3:909:A:H8	1.77	0.50
28:5:56:LEU:HB3	28:5:64:PRO:HG3	1.93	0.50
32:R1:5:A:H2'	32:R1:6:A:H8	1.77	0.50
32:R1:549:G:H2'	32:R1:550:C:C6	2.46	0.50
32:R1:1847:G:H21	32:R1:1848:A:H62	1.60	0.50
34:R3:554:A:H2'	34:R3:555:U:H6	1.76	0.50
36:Y:278:LYS:O	36:Y:280:ARG:N	2.45	0.50
11:21:1:MET:HB2	11:21:43:ASN:HB3	1.93	0.50
32:R1:1049:C:H2'	32:R1:1050:A:C8	2.47	0.50

Continued on next page...

Continued from previous page...

Atom-1	Atom-2	Interatomic distance (Å)	Clash overlap (Å)
32:R1:1594:U:H2'	32:R1:1595:C:C6	2.46	0.50
34:R3:56:U:H2'	34:R3:57:G:H8	1.76	0.50
8:19:13:LYS:HD2	8:19:76:HIS:HA	1.92	0.50
19:3:56:LYS:HE2	32:R1:2830:C:H5''	1.92	0.50
32:R1:296:U:H2'	32:R1:297:G:C8	2.46	0.50
32:R1:593:U:H2'	32:R1:594:U:C6	2.47	0.50
32:R1:720:U:H2'	32:R1:721:A:C8	2.47	0.50
32:R1:1746:A:H2'	32:R1:1747:U:H6	1.77	0.50
1:1:175:ILE:HD11	1:1:189:LEU:HB2	1.93	0.50
32:R1:2391:G:H2'	32:R1:2424:C:H41	1.76	0.50
32:R1:2457:U:H5	32:R1:2494:G:H1	1.58	0.50
36:Y:138:LEU:O	36:Y:142:VAL:HG22	2.11	0.50
34:R3:210:C:O2'	34:R3:211:G:N2	2.44	0.49
34:R3:515:G:H2'	34:R3:516:U:O4'	2.12	0.49
34:R3:1088:G:H21	34:R3:1167:A:H61	1.59	0.49
3:14:6:THR:HG23	32:R1:1666:G:H4'	1.94	0.49
5:16:53:MET:HE1	5:16:103:TYR:CD1	2.47	0.49
24:34:21:ARG:HG3	24:34:43:THR:HG21	1.93	0.49
28:5:162:ASP:OD1	28:5:162:ASP:N	2.46	0.49
32:R1:2174:C:H2'	32:R1:2175:C:C5	2.47	0.49
34:R3:978:A:C2	34:R3:1319:A:C4	3.00	0.49
34:R3:1095:U:OP1	34:R3:1108:G:N2	2.37	0.49
1:1:181:ASP:OD1	1:1:182:ALA:N	2.43	0.49
32:R1:632:A:H2'	32:R1:633:A:C8	2.47	0.49
34:R3:447:G:O2'	34:R3:487:A:N6	2.45	0.49
9:2:144:GLU:HA	9:2:151:GLY:HA2	1.94	0.49
17:28:18:SER:OG	17:28:19:HIS:N	2.45	0.49
32:R1:1484:U:H2'	32:R1:1485:U:H6	1.77	0.49
32:R1:1864:U:OP1	32:R1:2410:G:O2'	2.22	0.49
32:R1:2064:C:H2'	32:R1:2065:C:C6	2.47	0.49
34:R3:591:U:H2'	34:R3:592:G:H8	1.77	0.49
34:R3:1162:C:H2'	34:R3:1163:A:C8	2.47	0.49
12:22:4:ILE:HD13	12:22:106:VAL:HG22	1.93	0.49
16:27:42:GLY:HA2	32:R1:2330:G:H21	1.76	0.49
27:4:48:THR:HG23	27:4:86:ALA:HB3	1.93	0.49
32:R1:903:C:H2'	32:R1:904:G:H8	1.77	0.49
32:R1:1728:C:N4	32:R1:1730:C:O2	2.46	0.49
32:R1:1746:A:H2'	32:R1:1747:U:C6	2.48	0.49
32:R1:2649:C:H2'	32:R1:2650:U:H6	1.76	0.49
34:R3:838:G:C5	34:R3:849:G:C2	3.01	0.49
34:R3:1253:G:H2'	34:R3:1254:A:C8	2.47	0.49

Continued on next page...

Continued from previous page...

Atom-1	Atom-2	Interatomic distance (Å)	Clash overlap (Å)
34:R3:1437:A:H2'	34:R3:1438:G:H8	1.77	0.49
36:Y:9:MET:HA	36:Y:54:THR:HG23	1.94	0.49
36:Y:105:LEU:HD12	36:Y:106:PRO:HD2	1.94	0.49
10:20:51:GLN:HA	10:20:54:ARG:HG2	1.95	0.49
32:R1:1054:A:N6	32:R1:1102:C:OP1	2.46	0.49
32:R1:2112:G:H5''	36:Y:137:GLU:OE2	2.11	0.49
34:R3:779:C:H2'	34:R3:780:A:O4'	2.12	0.49
34:R3:1316:G:N2	34:R3:1318:A:H3'	2.27	0.49
2:13:58:ASN:HD21	2:13:128:ASN:HD22	1.60	0.49
32:R1:1791:A:N6	32:R1:1828:G:O2'	2.37	0.49
32:R1:2523:G:HO2'	32:R1:2764:A:HO2'	1.54	0.49
34:R3:1169:A:H2'	34:R3:1170:A:C8	2.48	0.49
36:Y:83:ASP:O	36:Y:87:MET:HG2	2.12	0.49
14:24:46:LYS:HG3	14:24:47:PRO:HD2	1.94	0.49
30:9:69:ALA:O	30:9:72:ILE:HG22	2.13	0.49
32:R1:918:A:N3	33:R2:80:U:O2'	2.44	0.49
32:R1:980:A:N3	32:R1:2037:A:O2'	2.38	0.49
32:R1:1016:G:O6	32:R1:1147:A:N6	2.46	0.49
32:R1:2030:A:C2	32:R1:2499:C:H5''	2.48	0.49
32:R1:2192:U:H2'	32:R1:2193:G:H8	1.78	0.49
32:R1:2795:C:H2'	32:R1:2796:U:C6	2.47	0.49
34:R3:201:G:HO2'	34:R3:469:C:HO2'	1.60	0.49
36:Y:362:LEU:HD13	36:Y:461:ILE:HG23	1.94	0.49
36:Y:426:LEU:HB2	36:Y:446:ARG:NH1	2.28	0.49
12:22:15:GLN:NE2	32:R1:1266:G:C8	2.81	0.49
32:R1:2:G:H2'	32:R1:3:U:C6	2.48	0.49
32:R1:614:A:H5'	32:R1:615:U:OP1	2.13	0.49
32:R1:1533:C:N4	32:R1:1538:G:O6	2.37	0.49
32:R1:1779:U:H5	32:R1:1784:A:N7	2.11	0.49
36:Y:307:ILE:HA	36:Y:453:MET:HE3	1.95	0.49
36:Y:346:GLU:HG3	36:Y:347:LYS:HG2	1.94	0.49
2:13:32:LEU:HD22	2:13:54:ILE:HG21	1.95	0.49
32:R1:2329:U:H2'	32:R1:2330:G:H8	1.77	0.49
32:R1:2567:G:H2'	32:R1:2568:U:C6	2.48	0.49
32:R1:2698:U:H2'	32:R1:2699:C:C6	2.47	0.49
34:R3:210:C:H4'	34:R3:211:G:C2	2.48	0.49
34:R3:1384:C:H2'	34:R3:1385:G:C8	2.48	0.49
36:Y:65:ARG:HH12	36:Y:91:GLU:HG3	1.77	0.49
36:Y:67:GLY:HA3	36:Y:176:ILE:HG22	1.95	0.49
20:30:11:SER:OG	20:30:13:ILE:HG12	2.13	0.48
32:R1:327:G:H2'	32:R1:328:U:O4'	2.13	0.48

Continued on next page...

Continued from previous page...

Atom-1	Atom-2	Interatomic distance (Å)	Clash overlap (Å)
32:R1:1062:G:OP1	32:R1:1070:A:H4'	2.12	0.48
32:R1:1072:C:OP2	32:R1:1075:C:N4	2.37	0.48
32:R1:1754:A:N1	32:R1:2716:C:O2'	2.41	0.48
32:R1:1794:A:H2'	32:R1:1795:C:C6	2.47	0.48
34:R3:501:C:H2'	34:R3:502:A:C8	2.46	0.48
7:18:45:SER:O	33:R2:112:G:N2	2.42	0.48
9:2:60:ALA:O	9:2:62:ARG:NH1	2.46	0.48
9:2:70:LYS:HG2	9:2:73:ILE:HD12	1.95	0.48
32:R1:1636:U:H2'	32:R1:1637:A:C8	2.48	0.48
32:R1:2547:A:H2'	32:R1:2548:U:C6	2.49	0.48
32:R1:2812:G:H2'	32:R1:2813:A:H8	1.78	0.48
34:R3:46:G:O2'	34:R3:365:U:O2	2.29	0.48
34:R3:454:G:H2'	34:R3:455:G:C8	2.47	0.48
34:R3:1310:G:H2'	34:R3:1311:A:C8	2.48	0.48
34:R3:1369:C:H2'	34:R3:1370:G:C8	2.47	0.48
16:27:18:ALA:HB1	32:R1:2271:G:OP1	2.13	0.48
34:R3:253:A:N6	34:R3:274:A:N1	2.60	0.48
36:Y:258:LYS:HA	36:Y:261:GLN:HG2	1.95	0.48
2:13:92:MET:HG2	2:13:100:VAL:HG23	1.96	0.48
9:2:140:VAL:HG23	9:2:191:LEU:HA	1.95	0.48
25:35:4:LYS:HE3	32:R1:253:C:OP2	2.13	0.48
27:4:168:ASP:OD1	27:4:169:VAL:N	2.45	0.48
32:R1:2243:U:H2'	32:R1:2244:U:C6	2.48	0.48
32:R1:2818:U:H2'	32:R1:2819:G:H8	1.78	0.48
32:R1:248:G:H5'	32:R1:250:G:N7	2.29	0.48
32:R1:1071:G:H1'	32:R1:1089:A:H5''	1.94	0.48
32:R1:2637:U:H2'	32:R1:2638:G:O4'	2.13	0.48
32:R1:2804:U:H2'	32:R1:2805:C:C6	2.49	0.48
34:R3:713:G:H2'	34:R3:714:G:C8	2.49	0.48
34:R3:1236:A:H2'	34:R3:1237:C:C6	2.48	0.48
36:Y:327:LYS:HB3	36:Y:335:PHE:CZ	2.48	0.48
36:Y:347:LYS:HB3	36:Y:502:ALA:HA	1.95	0.48
17:28:27:ARG:NH2	32:R1:1365:A:OP1	2.46	0.48
28:5:99:PHE:O	28:5:103:ILE:HG23	2.14	0.48
30:9:12:LEU:HD11	30:9:21:VAL:HG12	1.94	0.48
32:R1:899:A:HO2'	32:R1:900:A:H8	1.61	0.48
32:R1:2038:G:H2'	32:R1:2039:U:O4'	2.14	0.48
4:15:29:LYS:O	4:15:30:THR:OG1	2.22	0.48
9:2:251:THR:OG1	9:2:252:LYS:N	2.46	0.48
21:31:26:SER:OG	21:31:27:THR:N	2.46	0.48
32:R1:12:U:O2	32:R1:12:U:H2'	2.12	0.48

Continued on next page...

Continued from previous page...

Atom-1	Atom-2	Interatomic distance (Å)	Clash overlap (Å)
32:R1:45:G:H5'	32:R1:46:G:H5'	1.96	0.48
32:R1:528:A:C2	32:R1:2042:A:H2'	2.48	0.48
32:R1:1020:A:H4'	32:R1:1021:A:O5'	2.14	0.48
32:R1:1796:U:H2'	32:R1:1797:G:H8	1.79	0.48
34:R3:917:G:H2'	34:R3:918:A:C8	2.48	0.48
36:Y:394:GLU:HB3	36:Y:404:TRP:CH2	2.49	0.48
36:Y:478:ASN:O	36:Y:482:GLU:HG2	2.14	0.48
1:1:54:LYS:HZ2	1:1:56:ASP:H	1.60	0.48
3:14:102:PRO:HB3	3:14:121:GLU:HB3	1.95	0.48
7:18:102:ARG:HG2	33:R2:49:C:OP1	2.14	0.48
20:30:31:ILE:HD11	32:R1:1157:G:O2'	2.13	0.48
29:6:32:LEU:HD13	29:6:74:MET:HG2	1.96	0.48
32:R1:5:A:H2'	32:R1:6:A:C8	2.49	0.48
32:R1:286:U:H2'	32:R1:287:G:H8	1.79	0.48
32:R1:1847:G:O2'	32:R1:1848:A:H8	1.97	0.48
34:R3:723:U:H3	34:R3:856:C:H5'	1.78	0.48
32:R1:2328:A:H2'	32:R1:2329:U:H6	1.75	0.48
15:25:77:VAL:HG22	15:25:89:ILE:HG13	1.95	0.48
16:27:74:PRO:HB3	33:R2:12:C:N4	2.28	0.48
32:R1:222:A:N6	32:R1:232:G:H1'	2.29	0.48
32:R1:2025:C:H2'	32:R1:2026:U:C6	2.48	0.48
32:R1:2250:G:H8	32:R1:2250:G:O5'	1.97	0.48
34:R3:635:A:H2'	34:R3:636:U:H6	1.79	0.48
34:R3:945:G:O2'	34:R3:946:A:OP1	2.32	0.48
34:R3:1305:G:O2'	34:R3:1306:A:H8	1.96	0.48
35:T:28:C:H2'	35:T:29:G:C8	2.49	0.48
19:3:149:ASN:HB3	32:R1:2572:A:OP2	2.13	0.47
32:R1:624:C:O2'	32:R1:657:U:OP1	2.29	0.47
32:R1:983:A:N6	32:R1:984:A:N1	2.62	0.47
32:R1:2123:G:H4'	32:R1:2124:G:H5'	1.96	0.47
34:R3:635:A:H2'	34:R3:636:U:C6	2.49	0.47
34:R3:1246:A:H2'	34:R3:1247:U:C6	2.49	0.47
30:9:103:VAL:HG12	30:9:108:VAL:O	2.14	0.47
34:R3:1308:U:H2'	34:R3:1309:G:H8	1.78	0.47
34:R3:1384:C:H2'	34:R3:1385:G:H8	1.79	0.47
36:Y:33:ILE:HD13	36:Y:240:TYR:CZ	2.50	0.47
36:Y:352:GLY:HA3	36:Y:356:VAL:HG21	1.95	0.47
4:15:110:VAL:O	4:15:128:THR:HG23	2.14	0.47
12:22:5:ALA:O	32:R1:494:G:O2'	2.25	0.47
32:R1:1429:G:H2'	32:R1:1430:G:H8	1.79	0.47
34:R3:939:G:H2'	34:R3:940:C:C6	2.48	0.47

Continued on next page...

Continued from previous page...

Atom-1	Atom-2	Interatomic distance (Å)	Clash overlap (Å)
34:R3:1031:C:H5''	34:R3:1032:G:H5''	1.96	0.47
34:R3:1273:C:H2'	34:R3:1274:A:O4'	2.14	0.47
34:R3:1401:G:H2'	34:R3:1402:C:O4'	2.14	0.47
36:Y:338:LEU:HD21	36:Y:513:VAL:HG11	1.95	0.47
36:Y:428:SER:O	36:Y:432:ILE:HG23	2.14	0.47
32:R1:1283:G:N1	32:R1:1286:A:OP2	2.48	0.47
32:R1:2170:A:H2'	32:R1:2171:A:O4'	2.14	0.47
34:R3:391:G:H2'	34:R3:392:C:O4'	2.15	0.47
34:R3:1524:C:H2'	34:R3:1525:G:H8	1.78	0.47
3:14:1:MET:N	32:R1:1665:A:O2'	2.44	0.47
30:9:40:THR:O	30:9:40:THR:OG1	2.32	0.47
32:R1:296:U:H2'	32:R1:297:G:H8	1.77	0.47
32:R1:355:U:H2'	32:R1:356:G:C8	2.50	0.47
32:R1:851:C:H2'	32:R1:852:U:C6	2.48	0.47
32:R1:2039:U:H2'	32:R1:2040:G:C8	2.50	0.47
32:R1:2364:C:H2'	32:R1:2365:G:O4'	2.14	0.47
34:R3:456:A:H2'	34:R3:457:G:H8	1.79	0.47
34:R3:1164:G:H2'	34:R3:1165:U:C6	2.50	0.47
4:15:64:PHE:HB3	25:35:24:LYS:HD2	1.97	0.47
7:18:71:ALA:HB1	7:18:106:LEU:HB2	1.96	0.47
9:2:209:ALA:HA	9:2:212:TRP:CE2	2.49	0.47
19:3:97:SER:OG	19:3:98:VAL:N	2.47	0.47
28:5:73:VAL:HG22	28:5:75:GLY:H	1.80	0.47
32:R1:1720:U:H2'	32:R1:1721:G:O4'	2.15	0.47
32:R1:2818:U:H2'	32:R1:2819:G:C8	2.50	0.47
34:R3:677:U:O2	34:R3:777:A:O2'	2.25	0.47
34:R3:1305:G:O2'	34:R3:1306:A:O4'	2.32	0.47
36:Y:268:PHE:CE1	36:Y:272:PHE:HB2	2.50	0.47
9:2:200:MET:HG3	32:R1:1820:U:C2	2.49	0.47
14:24:6:ARG:NH2	32:R1:84:A:O2'	2.47	0.47
24:34:31:LEU:HD22	24:34:42:LEU:HD13	1.96	0.47
29:6:125:PRO:HG2	29:6:129:GLU:HG2	1.97	0.47
32:R1:181:A:H2'	32:R1:182:A:H8	1.80	0.47
32:R1:279:A:N6	32:R1:361:G:O2'	2.48	0.47
32:R1:357:C:H2'	32:R1:358:U:C6	2.49	0.47
32:R1:971:G:O2'	32:R1:983:A:N3	2.44	0.47
32:R1:2898:U:H2'	32:R1:2899:A:C8	2.49	0.47
34:R3:1268:G:H2'	34:R3:1269:A:C8	2.50	0.47
36:Y:335:PHE:HB2	36:Y:338:LEU:HD23	1.96	0.47
2:13:102:GLU:HG3	2:13:124:VAL:HG11	1.97	0.47
2:13:125:TYR:HH	2:13:132:HIS:HE2	1.52	0.47

Continued on next page...

Continued from previous page...

Atom-1	Atom-2	Interatomic distance (Å)	Clash overlap (Å)
17:28:31:ASN:HB2	32:R1:397:U:H5''	1.97	0.47
26:36:34:LYS:NZ	32:R1:2743:U:OP1	2.45	0.47
28:5:36:ASN:OD1	28:5:152:ASP:HB2	2.15	0.47
32:R1:242:G:O2'	32:R1:254:G:O6	2.29	0.47
32:R1:2180:U:H2'	32:R1:2181:U:C2	2.49	0.47
32:R1:2333:A:H4'	32:R1:2334:U:H5''	1.97	0.47
34:R3:384:G:H2'	34:R3:385:C:C6	2.49	0.47
34:R3:1297:G:H4'	34:R3:1298:U:O5'	2.14	0.47
36:Y:401:VAL:HG12	36:Y:422:LEU:HD21	1.96	0.47
1:1:201:PRO:HG2	1:1:204:ALA:HB2	1.97	0.47
8:19:21:PRO:HD3	8:19:49:ILE:HG13	1.97	0.47
8:19:71:ARG:HD3	8:19:73:PHE:CZ	2.49	0.47
29:6:63:GLN:HA	29:6:66:THR:HG22	1.97	0.47
32:R1:372:G:H1'	32:R1:373:U:H5	1.80	0.47
32:R1:1079:C:N3	32:R1:1080:A:N6	2.62	0.47
32:R1:1733:G:H2'	32:R1:1734:G:H8	1.79	0.47
34:R3:299:G:H2'	34:R3:300:A:C8	2.50	0.47
34:R3:1436:U:O4	34:R3:1437:A:N6	2.47	0.47
8:19:52:ARG:NH2	32:R1:2720:U:OP1	2.48	0.47
16:27:23:VAL:HA	16:27:38:VAL:HG23	1.96	0.47
32:R1:2172:U:H4'	32:R1:2174:C:H5	1.81	0.47
34:R3:222:C:H2'	34:R3:223:A:H8	1.80	0.47
34:R3:1417:G:O2'	34:R3:1483:A:N6	2.47	0.47
10:20:48:ASP:OD1	32:R1:559:G:N2	2.48	0.46
32:R1:309:A:N3	32:R1:329:G:O2'	2.41	0.46
32:R1:2233:U:H2'	32:R1:2234:G:H8	1.80	0.46
32:R1:2233:U:H2'	32:R1:2234:G:C8	2.50	0.46
32:R1:2313:C:H2'	32:R1:2314:A:H8	1.78	0.46
35:T:16:C:H4'	35:T:17:U:O4'	2.15	0.46
10:20:65:ASN:O	10:20:69:ARG:HG3	2.16	0.46
32:R1:340:A:H2'	32:R1:341:C:O4'	2.14	0.46
32:R1:2064:C:H2'	32:R1:2065:C:H6	1.80	0.46
32:R1:2192:U:H2'	32:R1:2193:G:C8	2.50	0.46
34:R3:555:U:H2'	34:R3:556:C:C6	2.51	0.46
6:17:24:MET:HB3	6:17:44:LEU:HD13	1.97	0.46
8:19:74:GLN:HG2	19:3:13:ARG:HH12	1.80	0.46
11:21:6:GLN:HB3	11:21:11:GLN:HG3	1.96	0.46
32:R1:181:A:H2'	32:R1:182:A:C8	2.50	0.46
32:R1:2649:C:H2'	32:R1:2650:U:C6	2.50	0.46
32:R1:2857:G:N2	32:R1:2860:A:OP2	2.40	0.46
34:R3:176:C:H2'	34:R3:177:G:N3	2.29	0.46

Continued on next page...

Continued from previous page...

Atom-1	Atom-2	Interatomic distance (Å)	Clash overlap (Å)
34:R3:590:U:H2'	34:R3:591:U:H6	1.81	0.46
34:R3:1315:U:O2'	34:R3:1360:A:N3	2.33	0.46
35:T:27:U:H2'	35:T:28:C:C6	2.51	0.46
35:T:73:A:H5''	35:T:74:C:H5'	1.98	0.46
36:Y:102:ILE:HD11	36:Y:116:VAL:HG11	1.98	0.46
36:Y:178:LEU:O	36:Y:207:ILE:HA	2.14	0.46
36:Y:268:PHE:HD2	36:Y:285:ARG:NH1	2.12	0.46
36:Y:347:LYS:HD2	36:Y:501:LEU:HD13	1.96	0.46
36:Y:490:PHE:CZ	36:Y:501:LEU:HD11	2.51	0.46
2:13:64:VAL:HG13	2:13:68:LYS:HE3	1.97	0.46
9:2:244:VAL:HG12	9:2:250:GLN:HA	1.96	0.46
32:R1:6:A:H2'	32:R1:7:G:C8	2.50	0.46
32:R1:307:G:N1	32:R1:310:A:OP2	2.43	0.46
32:R1:310:A:O2'	32:R1:311:A:H2'	2.16	0.46
32:R1:2661:G:OP2	32:R1:2661:G:H8	1.99	0.46
34:R3:1264:U:H2'	34:R3:1265:C:H6	1.80	0.46
36:Y:346:GLU:CG	36:Y:347:LYS:HG2	2.46	0.46
9:2:131:MET:HA	9:2:134:ILE:HB	1.96	0.46
14:24:82:VAL:HG13	14:24:93:ARG:HB3	1.97	0.46
32:R1:1505:A:H2'	32:R1:1506:U:O4'	2.15	0.46
32:R1:2128:G:H1	32:R1:2160:C:N4	2.11	0.46
32:R1:2834:G:H2'	32:R1:2879:A:N6	2.31	0.46
34:R3:711:G:H2'	34:R3:712:A:C8	2.50	0.46
2:13:82:GLY:HA2	32:R1:1131:G:OP1	2.15	0.46
21:31:63:ARG:HH22	34:R3:1312:G:P	2.39	0.46
32:R1:78:U:H2'	32:R1:79:C:C6	2.51	0.46
32:R1:100:U:H4'	32:R1:101:A:O4'	2.14	0.46
32:R1:353:C:H2'	32:R1:354:A:C8	2.51	0.46
32:R1:1523:U:H5''	32:R1:1524:G:H8	1.80	0.46
32:R1:1590:A:H2'	32:R1:1591:A:H8	1.80	0.46
32:R1:2305:U:H2'	32:R1:2306:C:C6	2.50	0.46
34:R3:767:A:H2'	34:R3:768:A:O4'	2.14	0.46
34:R3:1478:U:H2'	34:R3:1479:C:C6	2.50	0.46
34:R3:1533:C:O2'	34:R3:1535:C:N4	2.48	0.46
36:Y:419:ARG:HH22	36:Y:429:GLN:HG2	1.80	0.46
2:13:113:PRO:HD3	32:R1:529:A:OP2	2.15	0.46
2:13:131:ASN:N	2:13:131:ASN:OD1	2.49	0.46
5:16:54:THR:HG22	5:16:63:ILE:HD12	1.96	0.46
29:6:85:LYS:HG2	29:6:131:VAL:HG22	1.97	0.46
32:R1:358:U:H2'	32:R1:359:G:H8	1.81	0.46
32:R1:363:G:H2'	32:R1:364:C:C6	2.51	0.46

Continued on next page...

Continued from previous page...

Atom-1	Atom-2	Interatomic distance (Å)	Clash overlap (Å)
32:R1:363:G:H2'	32:R1:364:C:H6	1.81	0.46
32:R1:1095:A:H3'	32:R1:1096:A:C8	2.50	0.46
32:R1:1542:U:H2'	32:R1:1543:G:O4'	2.15	0.46
32:R1:2115:G:H21	32:R1:2119:A:N6	2.14	0.46
32:R1:2281:A:O2'	32:R1:2282:G:H5'	2.16	0.46
35:T:54:5MU:H4'	35:T:55:PSU:OP2	2.16	0.46
9:2:219:VAL:HG21	32:R1:782:A:N7	2.30	0.46
13:23:53:VAL:HG12	13:23:92:ASN:HB2	1.97	0.46
27:4:148:ILE:HB	27:4:169:VAL:HG22	1.98	0.46
32:R1:2167:U:H1'	32:R1:2170:A:N1	2.30	0.46
34:R3:216:U:H2'	34:R3:217:C:C6	2.51	0.46
34:R3:1164:G:H2'	34:R3:1165:U:H6	1.80	0.46
34:R3:1176:A:H2'	34:R3:1177:G:C8	2.51	0.46
34:R3:1465:A:H2'	34:R3:1466:C:C6	2.51	0.46
36:Y:293:LYS:HD3	36:Y:293:LYS:HA	1.69	0.46
36:Y:496:GLU:HA	36:Y:499:SER:HB3	1.98	0.46
9:2:144:GLU:HB2	9:2:187:CYS:HB3	1.98	0.46
15:25:70:ILE:HG22	15:25:72:VAL:HG13	1.98	0.46
28:5:38:GLY:HA2	28:5:85:GLY:HA2	1.97	0.46
32:R1:182:A:H2'	32:R1:183:C:H6	1.80	0.46
32:R1:1091:G:H2'	32:R1:1092:C:C6	2.51	0.46
32:R1:1935:G:N1	32:R1:1962:C:O2'	2.43	0.46
32:R1:2557:G:H2'	32:R1:2558:C:C6	2.51	0.46
34:R3:1121:U:H2'	34:R3:1122:U:C6	2.50	0.46
34:R3:1149:C:H2'	34:R3:1150:A:C8	2.51	0.46
35:T:9:G:C2	35:T:26:G:H1'	2.51	0.46
36:Y:265:LEU:HD21	36:Y:288:GLN:HG3	1.98	0.46
4:15:21:ARG:HA	32:R1:811:U:H2'	1.98	0.46
6:17:55:ALA:HA	6:17:80:PHE:CE1	2.51	0.46
13:23:69:ARG:HG2	13:23:74:ILE:HG13	1.98	0.46
27:4:69:ARG:O	32:R1:674:G:H4'	2.16	0.46
29:6:48:THR:OG1	29:6:49:LEU:N	2.49	0.46
32:R1:1563:U:H2'	32:R1:1564:C:C6	2.50	0.46
32:R1:1905:C:O2'	32:R1:1929:G:H1'	2.16	0.46
34:R3:68:G:N2	34:R3:152:A:H1'	2.31	0.46
2:13:39:LYS:NZ	32:R1:1009:A:OP1	2.47	0.45
13:23:58:VAL:HG22	13:23:85:VAL:HG22	1.98	0.45
20:30:11:SER:OG	20:30:12:ALA:N	2.50	0.45
32:R1:418:C:H2'	32:R1:419:U:C6	2.52	0.45
32:R1:881:G:O6	32:R1:895:U:C2	2.69	0.45
32:R1:2074:U:H2'	32:R1:2075:U:C6	2.51	0.45

Continued on next page...

Continued from previous page...

Atom-1	Atom-2	Interatomic distance (Å)	Clash overlap (Å)
32:R1:2174:C:H2'	32:R1:2175:C:C4	2.51	0.45
32:R1:2745:C:H2'	32:R1:2746:U:C6	2.51	0.45
32:R1:2895:G:H2'	32:R1:2896:C:C6	2.51	0.45
34:R3:213:G:H2'	34:R3:213:G:N3	2.30	0.45
36:Y:235:GLY:HA3	36:Y:239:GLU:HB2	1.96	0.45
36:Y:267:SER:OG	36:Y:268:PHE:N	2.48	0.45
22:32:43:THR:HG23	22:32:47:TYR:O	2.15	0.45
27:4:51:GLU:CD	27:4:88:ARG:HH22	2.19	0.45
32:R1:2705:A:O2'	32:R1:2852:G:OP1	2.29	0.45
34:R3:714:G:H1'	34:R3:777:A:C8	2.52	0.45
3:14:61:VAL:HG12	3:14:87:LEU:HD13	1.98	0.45
9:2:20:ASN:HB3	9:2:23:LEU:HG	1.98	0.45
18:29:2:LYS:HD2	32:R1:77:G:OP1	2.16	0.45
19:3:149:ASN:HD22	32:R1:2575:C:H5'	1.80	0.45
22:32:6:LYS:NZ	32:R1:1262:A:N3	2.63	0.45
28:5:107:VAL:O	28:5:110:ILE:HG22	2.16	0.45
32:R1:1924:C:H2'	32:R1:1925:C:C6	2.51	0.45
32:R1:2331:G:O2'	32:R1:2336:A:N1	2.41	0.45
34:R3:950:U:H2'	34:R3:951:G:C8	2.50	0.45
34:R3:1225:A:H5''	34:R3:1226:C:OP2	2.16	0.45
4:15:85:VAL:HG23	4:15:86:GLU:H	1.81	0.45
8:19:6:GLN:O	8:19:10:GLU:HG3	2.17	0.45
12:22:87:PRO:HB3	32:R1:1614:A:C6	2.52	0.45
32:R1:876:C:H2'	32:R1:877:A:O4'	2.16	0.45
32:R1:1178:C:H2'	32:R1:1179:G:C8	2.49	0.45
34:R3:420:U:H2'	34:R3:422:C:H1'	1.99	0.45
34:R3:683:G:H2'	34:R3:684:U:C6	2.50	0.45
34:R3:925:G:C2	34:R3:927:G:C8	3.05	0.45
34:R3:1524:C:H2'	34:R3:1525:G:C8	2.51	0.45
1:1:172:HIS:NE2	32:R1:2122:U:H2'	2.32	0.45
32:R1:582:A:H2'	32:R1:583:G:H8	1.82	0.45
32:R1:1715:G:O2'	32:R1:1716:U:H6	1.98	0.45
32:R1:2071:A:H2'	32:R1:2072:C:C6	2.52	0.45
32:R1:2127:G:H2'	32:R1:2128:G:C8	2.52	0.45
23:33:6:GLU:HG3	23:33:26:LYS:HB2	1.98	0.45
29:6:154:GLU:HG3	29:6:155:PRO:HD2	1.99	0.45
32:R1:1751:U:H2'	32:R1:1752:C:C6	2.52	0.45
34:R3:599:C:H2'	34:R3:600:A:H8	1.81	0.45
34:R3:1152:A:H2'	34:R3:1153:G:C8	2.52	0.45
35:T:27:U:H2'	35:T:28:C:H6	1.82	0.45
32:R1:523:C:O2	32:R1:554:U:O2'	2.34	0.45

Continued on next page...

Continued from previous page...

Atom-1	Atom-2	Interatomic distance (Å)	Clash overlap (Å)
34:R3:966:G:N2	35:T:34:C:H5'	2.32	0.45
34:R3:1357:A:H61	34:R3:1365:G:H1	1.64	0.45
36:Y:138:LEU:HA	36:Y:138:LEU:HD23	1.84	0.45
9:2:131:MET:HG3	9:2:187:CYS:O	2.17	0.45
30:9:8:LYS:HE3	30:9:8:LYS:HB3	1.76	0.45
30:9:9:VAL:HG12	30:9:11:ASN:H	1.81	0.45
32:R1:1794:A:H2'	32:R1:1795:C:H6	1.81	0.45
32:R1:2014:A:H2'	32:R1:2015:A:C8	2.52	0.45
33:R2:66:A:O2'	33:R2:67:G:O5'	2.30	0.45
34:R3:56:U:H2'	34:R3:57:G:C8	2.52	0.45
34:R3:981:U:H2'	34:R3:982:U:C5	2.52	0.45
34:R3:1041:G:H2'	34:R3:1042:A:C8	2.51	0.45
36:Y:203:SER:OG	36:Y:204:THR:N	2.50	0.45
8:19:52:ARG:NH2	32:R1:2720:U:H5''	2.32	0.45
19:3:149:ASN:OD1	19:3:150:GLN:N	2.33	0.45
32:R1:30:G:H2'	32:R1:31:C:C6	2.52	0.45
32:R1:160:A:N3	32:R1:2208:C:O2'	2.49	0.45
32:R1:1306:C:H2'	32:R1:1307:A:H8	1.81	0.45
34:R3:235:C:H2'	34:R3:236:A:C8	2.51	0.45
34:R3:727:G:N2	34:R3:730:G:OP2	2.47	0.45
34:R3:737:C:H2'	34:R3:738:C:H6	1.82	0.45
34:R3:981:U:H5	34:R3:982:U:HO2'	1.65	0.45
34:R3:1294:G:H2'	34:R3:1295:U:C6	2.52	0.45
34:R3:1298:U:O2'	36:Y:317:ARG:HG3	2.17	0.45
36:Y:422:LEU:HD23	36:Y:432:ILE:HG22	1.99	0.45
2:13:12:LYS:HD2	2:13:13:ARG:N	2.32	0.45
5:16:69:PRO:HA	5:16:94:ALA:HB2	1.99	0.45
8:19:80:VAL:HG11	8:19:83:ILE:HD11	1.99	0.45
16:27:37:ILE:HG21	16:27:80:ILE:HG21	1.99	0.45
19:3:124:ARG:HG3	19:3:165:MET:HG3	1.99	0.45
32:R1:2106:U:H2'	32:R1:2107:G:C8	2.52	0.45
32:R1:2788:C:H2'	32:R1:2789:C:C6	2.52	0.45
32:R1:2793:C:H2'	32:R1:2794:C:C6	2.51	0.45
34:R3:21:G:H2'	34:R3:22:G:C8	2.52	0.45
34:R3:766:A:OP2	34:R3:812:G:N2	2.50	0.45
34:R3:1119:C:H2'	34:R3:1120:C:H6	1.81	0.45
34:R3:1369:C:H2'	34:R3:1370:G:H8	1.81	0.45
7:18:64:TYR:CD2	33:R2:51:G:H5''	2.53	0.44
9:2:43:ASN:N	9:2:43:ASN:OD1	2.50	0.44
27:4:190:ALA:O	27:4:194:LYS:HG2	2.16	0.44
32:R1:155:A:H2'	32:R1:156:A:H8	1.81	0.44

Continued on next page...

Continued from previous page...

Atom-1	Atom-2	Interatomic distance (Å)	Clash overlap (Å)
32:R1:1231:U:H2'	32:R1:1232:G:H8	1.82	0.44
34:R3:947:G:H2'	34:R3:948:C:C6	2.52	0.44
34:R3:993:G:O2'	34:R3:994:A:N7	2.50	0.44
34:R3:1246:A:N6	34:R3:1292:G:O6	2.50	0.44
36:Y:362:LEU:O	36:Y:366:VAL:HG12	2.17	0.44
6:17:100:CYS:SG	6:17:101:GLY:N	2.90	0.44
17:28:50:VAL:HG22	17:28:54:GLY:HA3	2.00	0.44
22:32:24:VAL:O	22:32:26:SER:N	2.50	0.44
30:9:75:LEU:HD23	30:9:75:LEU:H	1.82	0.44
32:R1:134:G:H2'	32:R1:135:U:C6	2.51	0.44
32:R1:286:U:H2'	32:R1:287:G:C8	2.52	0.44
32:R1:527:C:C2	32:R1:2779:U:H2'	2.52	0.44
32:R1:1059:G:H3'	32:R1:1060:U:H2'	1.99	0.44
36:Y:347:LYS:H	36:Y:488:LEU:CD2	2.29	0.44
36:Y:521:GLU:HG2	36:Y:522:ASP:N	2.31	0.44
7:18:27:VAL:HA	7:18:93:ASP:HB3	2.00	0.44
14:24:45:GLN:OE1	14:24:46:LYS:N	2.51	0.44
28:5:28:PRO:HB3	28:5:159:ALA:HA	1.98	0.44
30:9:12:LEU:HG	30:9:19:VAL:HG11	1.99	0.44
35:T:58:A:O2'	35:T:60:U:OP2	2.27	0.44
35:T:71:C:H2'	35:T:72:A:C8	2.53	0.44
1:1:181:ASP:HB3	1:1:184:LYS:HG2	2.00	0.44
1:1:184:LYS:HA	1:1:187:GLU:OE2	2.17	0.44
5:16:71:LYS:HB3	5:16:93:VAL:O	2.17	0.44
9:2:132:ARG:HH11	30:9:123:ARG:HH22	1.66	0.44
32:R1:282:A:C6	32:R1:359:G:C6	3.06	0.44
32:R1:404:A:O2'	32:R1:405:U:O5'	2.33	0.44
32:R1:743:A:O2'	32:R1:1659:G:OP1	2.32	0.44
32:R1:813:U:H2'	32:R1:814:C:C6	2.52	0.44
32:R1:851:C:H2'	32:R1:852:U:H6	1.82	0.44
33:R2:91:C:H2'	33:R2:92:C:H6	1.82	0.44
34:R3:1225:A:H2'	34:R3:1225:A:N3	2.33	0.44
34:R3:1253:G:H2'	34:R3:1254:A:H8	1.82	0.44
35:T:49:G:H2'	35:T:50:U:C6	2.52	0.44
36:Y:40:LYS:HE3	36:Y:208:ILE:HD11	1.98	0.44
2:13:15:TRP:HB3	2:13:137:PRO:HB3	2.00	0.44
3:14:98:ARG:HH21	3:14:100:PHE:HE1	1.65	0.44
9:2:177:SER:OG	32:R1:1799:G:N7	2.47	0.44
32:R1:394:C:H2'	32:R1:395:U:O4'	2.16	0.44
32:R1:974:G:H1'	32:R1:975:A:C8	2.52	0.44
32:R1:1357:C:H2'	32:R1:1358:G:O4'	2.18	0.44

Continued on next page...

Continued from previous page...

Atom-1	Atom-2	Interatomic distance (Å)	Clash overlap (Å)
32:R1:1980:G:O2'	32:R1:1982:U:OP2	2.36	0.44
32:R1:2774:C:H2'	32:R1:2775:G:O4'	2.17	0.44
36:Y:138:LEU:HD11	36:Y:170:LEU:HB2	2.00	0.44
36:Y:268:PHE:HE1	36:Y:272:PHE:HB2	1.83	0.44
8:19:94:ALA:HB2	32:R1:2848:G:H8	1.82	0.44
22:32:46:GLY:O	22:32:53:VAL:HG22	2.17	0.44
28:5:35:LEU:HD21	28:5:98:PHE:CZ	2.53	0.44
32:R1:39:G:H2'	32:R1:40:U:C6	2.52	0.44
32:R1:364:C:H2'	32:R1:365:U:C6	2.52	0.44
32:R1:667:U:H2'	32:R1:668:A:O4'	2.17	0.44
32:R1:792:A:N3	32:R1:2072:C:O2'	2.39	0.44
32:R1:1198:U:H2'	32:R1:1199:U:C6	2.52	0.44
32:R1:1485:U:H2'	32:R1:1486:U:H6	1.83	0.44
32:R1:1583:A:H5'	32:R1:1584:U:H5	1.82	0.44
32:R1:2230:G:H2'	32:R1:2231:U:C6	2.53	0.44
32:R1:2638:G:H1'	32:R1:2778:A:H61	1.82	0.44
34:R3:1477:U:H2'	34:R3:1478:U:C6	2.53	0.44
36:Y:142:VAL:HB	36:Y:163:ARG:HG2	2.00	0.44
1:1:51:ASP:N	1:1:57:GLN:OE1	2.32	0.44
12:22:78:GLU:O	32:R1:24:G:O2'	2.35	0.44
13:23:93:LEU:HD12	13:23:93:LEU:HA	1.86	0.44
27:4:194:LYS:O	27:4:197:GLU:HG3	2.18	0.44
30:9:96:THR:HA	30:9:115:VAL:HG21	1.98	0.44
32:R1:155:A:H2'	32:R1:156:A:C8	2.53	0.44
32:R1:1827:U:H2'	32:R1:1828:G:O4'	2.18	0.44
32:R1:2292:U:H2'	32:R1:2293:G:H8	1.83	0.44
32:R1:2461:A:H2'	32:R1:2462:C:C6	2.53	0.44
33:R2:88:C:H5''	33:R2:89:U:OP1	2.18	0.44
34:R3:518:C:H4'	34:R3:519:C:O2	2.17	0.44
34:R3:555:U:H2'	34:R3:556:C:H6	1.83	0.44
34:R3:1005:A:H4'	34:R3:1037:C:H1'	1.99	0.44
34:R3:1198:G:H2'	34:R3:1199:U:C6	2.53	0.44
36:Y:99:ARG:HE	36:Y:99:ARG:HB3	1.64	0.44
36:Y:415:GLU:O	36:Y:419:ARG:HB3	2.18	0.44
1:1:57:GLN:NE2	1:1:203:GLN:O	2.51	0.44
9:2:116:GLN:O	9:2:127:ASN:ND2	2.44	0.44
10:20:86:SER:O	11:21:52:PRO:HD3	2.18	0.44
10:20:108:LEU:HD23	11:21:49:ILE:HD13	1.99	0.44
19:3:38:LYS:HD3	19:3:43:ASP:OD1	2.17	0.44
19:3:180:VAL:HG22	19:3:187:LEU:HD12	2.00	0.44
30:9:30:LEU:HB3	30:9:36:ALA:HB3	2.00	0.44

Continued on next page...

Continued from previous page...

Atom-1	Atom-2	Interatomic distance (Å)	Clash overlap (Å)
32:R1:287:G:C2	32:R1:354:A:C2	3.05	0.44
33:R2:41:G:H2'	33:R2:41:G:N3	2.32	0.44
34:R3:846:G:H2'	34:R3:847:G:C8	2.52	0.44
34:R3:1073:U:C2	34:R3:1074:G:C8	3.05	0.44
34:R3:1154:G:O6	34:R3:1155:A:N6	2.50	0.44
28:5:131:VAL:CG1	28:5:151:LEU:H	2.31	0.44
32:R1:151:C:H2'	32:R1:152:A:H8	1.82	0.44
32:R1:411:G:OP2	32:R1:2406:A:O2'	2.28	0.44
32:R1:577:G:O2'	32:R1:1254:A:OP1	2.35	0.44
32:R1:2176:A:H5'	32:R1:2177:C:OP2	2.17	0.44
34:R3:636:U:H2'	34:R3:637:C:C6	2.53	0.44
36:Y:222:MET:HA	36:Y:222:MET:HE3	1.99	0.44
36:Y:400:THR:HG23	36:Y:403:GLU:H	1.82	0.44
16:27:59:LEU:HD12	16:27:80:ILE:HD12	1.99	0.43
19:3:181:ASP:OD2	19:3:184:ARG:NH1	2.51	0.43
29:6:74:MET:O	29:6:78:VAL:HG13	2.18	0.43
29:6:159:LYS:NZ	32:R1:2657:A:O3'	2.51	0.43
32:R1:154:U:H2'	32:R1:155:A:H8	1.83	0.43
32:R1:1802:A:H2'	32:R1:1803:A:H8	1.83	0.43
34:R3:820:U:H4'	34:R3:821:G:OP2	2.18	0.43
32:R1:156:A:H2'	32:R1:157:C:C6	2.53	0.43
32:R1:2101:A:H2'	32:R1:2102:G:C8	2.51	0.43
34:R3:591:U:H2'	34:R3:592:G:C8	2.53	0.43
34:R3:665:A:H1'	34:R3:733:G:O4'	2.18	0.43
34:R3:667:G:H2'	34:R3:668:G:H8	1.83	0.43
34:R3:1166:G:N2	34:R3:1169:A:OP2	2.47	0.43
1:1:6:LYS:HB3	32:R1:2132:U:C4	2.53	0.43
12:22:36:LEU:HD23	12:22:36:LEU:HA	1.87	0.43
15:25:72:VAL:HG12	15:25:93:ARG:HA	1.99	0.43
19:3:155:VAL:HG21	32:R1:2618:G:H21	1.84	0.43
22:32:37:HIS:CD2	22:32:43:THR:HG22	2.53	0.43
25:35:3:ILE:HD11	32:R1:592:A:C2	2.52	0.43
32:R1:976:G:HO2'	32:R1:1155:A:HO2'	1.59	0.43
32:R1:2126:A:N6	32:R1:2163:A:O2'	2.32	0.43
34:R3:490:C:H2'	34:R3:491:G:H8	1.83	0.43
34:R3:723:U:N3	34:R3:856:C:H5'	2.32	0.43
34:R3:865:A:H2'	34:R3:866:C:C6	2.52	0.43
34:R3:1152:A:H2'	34:R3:1153:G:H8	1.84	0.43
34:R3:1370:G:C2	34:R3:1371:G:C8	3.06	0.43
36:Y:266:GLN:NE2	36:Y:270:SER:OG	2.51	0.43
36:Y:458:ASN:O	36:Y:484:TYR:OH	2.33	0.43

Continued on next page...

Continued from previous page...

Atom-1	Atom-2	Interatomic distance (Å)	Clash overlap (Å)
10:20:102:LYS:O	10:20:106:THR:OG1	2.33	0.43
11:21:87:GLN:HG2	11:21:88:GLY:H	1.83	0.43
12:22:93:ALA:HB2	32:R1:1614:A:C2	2.54	0.43
14:24:47:PRO:HD3	14:24:55:GLY:HA2	2.00	0.43
18:29:3:ALA:HA	18:29:6:LEU:HD12	1.99	0.43
32:R1:645:C:H2'	32:R1:647:G:C8	2.53	0.43
32:R1:874:G:H2'	32:R1:875:G:H8	1.83	0.43
32:R1:1152:C:H2'	32:R1:1153:C:H6	1.83	0.43
32:R1:1182:G:H2'	32:R1:1183:U:O4'	2.18	0.43
34:R3:113:G:H1'	34:R3:354:G:H5'	2.01	0.43
34:R3:269:C:H2'	34:R3:270:A:H8	1.83	0.43
36:Y:80:THR:HG22	36:Y:152:PRO:HA	2.00	0.43
36:Y:323:GLU:OE1	36:Y:323:GLU:N	2.52	0.43
2:13:32:LEU:O	2:13:36:LEU:HG	2.18	0.43
8:19:33:GLU:OE2	8:19:38:ARG:NE	2.40	0.43
27:4:163:ASN:HB2	32:R1:322:A:OP2	2.17	0.43
32:R1:282:A:H2'	32:R1:283:G:C8	2.54	0.43
32:R1:1091:G:H2'	32:R1:1092:C:H6	1.82	0.43
32:R1:1443:U:H2'	32:R1:1444:G:H8	1.83	0.43
32:R1:2134:A:N7	32:R1:2157:G:O2'	2.49	0.43
34:R3:771:G:H2'	34:R3:772:U:H6	1.83	0.43
34:R3:999:C:H2'	34:R3:1000:A:C8	2.53	0.43
35:T:15:C:H3'	35:T:16:C:H5''	2.01	0.43
35:T:67:C:H2'	35:T:68:C:C6	2.53	0.43
36:Y:33:ILE:HD11	36:Y:222:MET:HE3	1.99	0.43
36:Y:76:PHE:O	36:Y:76:PHE:HD1	2.02	0.43
9:2:47:ARG:HE	32:R1:778:G:H5'	1.83	0.43
13:23:69:ARG:NH2	13:23:72:GLN:HA	2.34	0.43
28:5:70:ARG:HD2	32:R1:2298:A:OP1	2.19	0.43
32:R1:2127:G:H2'	32:R1:2128:G:H8	1.83	0.43
32:R1:2136:G:H2'	32:R1:2137:U:C6	2.54	0.43
34:R3:84:U:O2'	34:R3:85:U:H5'	2.18	0.43
34:R3:593:U:H2'	34:R3:594:U:C6	2.54	0.43
34:R3:1402:C:H2'	34:R3:1403:C:O4'	2.19	0.43
36:Y:264:GLU:O	36:Y:267:SER:HB3	2.18	0.43
36:Y:425:LEU:HD12	36:Y:425:LEU:O	2.19	0.43
9:2:229:HIS:CD2	9:2:246:PRO:HB3	2.53	0.43
12:22:3:THR:O	12:22:3:THR:OG1	2.35	0.43
28:5:10:GLU:HG3	28:5:13:LYS:HZ1	1.83	0.43
32:R1:2111:U:O4'	32:R1:2118:U:O2'	2.36	0.43
32:R1:2224:G:H4'	32:R1:2226:C:C2	2.54	0.43

Continued on next page...

Continued from previous page...

Atom-1	Atom-2	Interatomic distance (Å)	Clash overlap (Å)
32:R1:2725:A:O2'	32:R1:2726:A:C8	2.72	0.43
34:R3:321:A:H2'	34:R3:322:C:C6	2.54	0.43
34:R3:517:G:H5'	34:R3:519:C:C5	2.53	0.43
34:R3:1011:C:H2'	34:R3:1012:A:C8	2.53	0.43
34:R3:1096:C:H2'	34:R3:1097:C:C6	2.53	0.43
34:R3:1261:A:O2'	34:R3:1283:U:H5''	2.18	0.43
2:13:78:THR:HB	32:R1:2641:G:H5''	2.00	0.43
3:14:109:SER:C	3:14:111:LYS:H	2.20	0.43
4:15:36:LYS:H	4:15:36:LYS:HG3	1.66	0.43
6:17:54:LEU:HD23	6:17:66:ALA:HB2	2.01	0.43
8:19:110:LYS:HE3	8:19:110:LYS:HB2	1.79	0.43
32:R1:84:A:H4'	32:R1:85:G:O5'	2.19	0.43
32:R1:453:A:N3	32:R1:457:A:O2'	2.52	0.43
32:R1:582:A:H2'	32:R1:583:G:C8	2.54	0.43
32:R1:593:U:H2'	32:R1:594:U:H6	1.84	0.43
32:R1:1954:G:O2'	32:R1:1956:U:O4	2.26	0.43
32:R1:2822:G:H2'	32:R1:2823:A:H5''	2.00	0.43
34:R3:932:C:H2'	34:R3:933:G:C8	2.54	0.43
34:R3:1213:A:N6	34:R3:1215:G:N3	2.67	0.43
36:Y:362:LEU:HD11	36:Y:491:VAL:HG13	2.00	0.43
1:1:212:VAL:HB	1:1:224:VAL:HG12	2.01	0.43
19:3:43:ASP:OD2	19:3:43:ASP:N	2.52	0.43
32:R1:671:C:H2'	32:R1:672:C:C6	2.53	0.43
32:R1:947:A:H2'	32:R1:948:C:C6	2.54	0.43
32:R1:1108:U:H3'	32:R1:1109:C:C6	2.54	0.43
32:R1:1485:U:H2'	32:R1:1486:U:C6	2.54	0.43
32:R1:2502:G:H5'	32:R1:2503:A:H5''	2.01	0.43
34:R3:711:G:H2'	34:R3:712:A:H8	1.84	0.43
34:R3:864:A:H2'	34:R3:865:A:C8	2.54	0.43
34:R3:1264:U:H2'	34:R3:1265:C:C6	2.54	0.43
34:R3:1507:A:H2'	34:R3:1508:A:C8	2.54	0.43
36:Y:363:LYS:HB3	36:Y:363:LYS:HE3	1.79	0.43
36:Y:399:LEU:HD23	36:Y:399:LEU:HA	1.85	0.43
2:13:52:ASP:OD1	2:13:52:ASP:N	2.52	0.43
9:2:124:LYS:NZ	9:2:127:ASN:OD1	2.46	0.43
13:23:34:VAL:HG11	13:23:43:ILE:HD13	2.00	0.43
32:R1:358:U:H2'	32:R1:359:G:C8	2.54	0.43
32:R1:548:G:H2'	32:R1:549:G:O4'	2.19	0.43
32:R1:1928:A:H2'	32:R1:1929:G:O4'	2.19	0.43
32:R1:2286:G:H4'	32:R1:2287:A:O4'	2.19	0.43
34:R3:264:C:H2'	34:R3:265:G:O4'	2.18	0.43

Continued on next page...

Continued from previous page...

Atom-1	Atom-2	Interatomic distance (Å)	Clash overlap (Å)
34:R3:676:A:H2'	34:R3:677:U:H6	1.84	0.43
4:15:73:ILE:HD12	4:15:106:GLU:OE2	2.19	0.42
6:17:98:LEU:HD21	22:32:53:VAL:HG21	2.00	0.42
21:31:41:HIS:HA	21:31:42:PRO:HD3	1.91	0.42
24:34:44:VAL:O	24:34:46:LYS:N	2.52	0.42
30:9:112:LYS:O	30:9:115:VAL:HG22	2.19	0.42
32:R1:373:U:H2'	32:R1:374:A:H8	1.84	0.42
32:R1:729:G:H5'	32:R1:730:A:H5''	2.01	0.42
32:R1:1062:G:H2'	32:R1:1063:G:O4'	2.19	0.42
32:R1:1625:C:H2'	32:R1:1626:A:O4'	2.19	0.42
34:R3:35:G:H2'	34:R3:36:C:H6	1.84	0.42
34:R3:1005:A:H3'	34:R3:1006:G:H8	1.84	0.42
10:20:111:LYS:HD3	11:21:48:LYS:HE3	2.01	0.42
32:R1:639:U:H2'	32:R1:640:C:H6	1.84	0.42
32:R1:1059:G:C2	32:R1:1080:A:N1	2.87	0.42
32:R1:1923:U:H2'	32:R1:1924:C:C6	2.53	0.42
34:R3:212:G:H2'	34:R3:213:G:H8	1.83	0.42
34:R3:604:G:H2'	34:R3:605:U:O4'	2.20	0.42
34:R3:842:U:H4'	34:R3:846:G:O6	2.20	0.42
34:R3:1072:G:H2'	34:R3:1073:U:C6	2.54	0.42
34:R3:1266:G:N1	34:R3:1269:A:OP2	2.51	0.42
36:Y:212:ARG:O	36:Y:216:ASN:ND2	2.52	0.42
7:18:56:LYS:HA	7:18:56:LYS:HD3	1.71	0.42
9:2:153:LEU:HD23	9:2:175:LEU:HD21	2.01	0.42
17:28:60:LYS:NZ	32:R1:371:A:O2'	2.41	0.42
32:R1:232:G:H8	32:R1:232:G:OP2	2.02	0.42
32:R1:386:G:H3'	32:R1:387:U:H5'	2.01	0.42
32:R1:396:G:C6	32:R1:397:U:C4	3.07	0.42
32:R1:630:G:N2	32:R1:633:A:OP2	2.51	0.42
32:R1:1071:G:H1'	32:R1:1089:A:H2'	2.01	0.42
32:R1:1442:U:H2'	32:R1:1443:U:C6	2.54	0.42
33:R2:16:G:N2	33:R2:69:G:H1'	2.34	0.42
34:R3:201:G:O2'	34:R3:469:C:O2'	2.32	0.42
34:R3:528:C:H3'	34:R3:529:G:H5''	2.01	0.42
36:Y:162:LEU:HD11	36:Y:184:ASN:HB3	2.01	0.42
2:13:58:ASN:HD21	2:13:128:ASN:ND2	2.16	0.42
3:14:1:MET:HB3	3:14:32:TYR:HB3	2.01	0.42
14:24:60:LYS:HA	14:24:60:LYS:HD3	1.87	0.42
16:27:74:PRO:HB3	33:R2:12:C:H41	1.84	0.42
32:R1:1057:A:N6	32:R1:1086:A:N1	2.67	0.42
32:R1:2120:G:C6	32:R1:2121:G:C6	3.07	0.42

Continued on next page...

Continued from previous page...

Atom-1	Atom-2	Interatomic distance (Å)	Clash overlap (Å)
34:R3:461:A:H2'	34:R3:462:G:C8	2.51	0.42
34:R3:501:C:O2	34:R3:549:C:O2'	2.38	0.42
34:R3:768:A:H4'	34:R3:1523:G:H22	1.84	0.42
34:R3:922:G:H2'	34:R3:923:A:C8	2.54	0.42
1:1:26:ALA:O	1:1:30:LEU:HD23	2.20	0.42
1:1:29:LEU:HD23	1:1:222:VAL:HG11	2.01	0.42
1:1:170:ILE:HD13	32:R1:2177:C:H1'	2.01	0.42
17:28:38:TRP:HB2	17:28:45:PHE:CE1	2.54	0.42
30:9:129:GLU:OE1	30:9:129:GLU:HA	2.19	0.42
32:R1:24:G:H2'	32:R1:25:U:C6	2.55	0.42
32:R1:1862:G:O6	32:R1:1881:C:N4	2.52	0.42
32:R1:1871:A:H2'	32:R1:1872:A:C8	2.54	0.42
33:R2:36:C:N4	33:R2:37:C:H41	2.18	0.42
34:R3:1467:C:H2'	34:R3:1468:A:H8	1.85	0.42
34:R3:1488:G:H2'	34:R3:1489:G:H8	1.84	0.42
36:Y:3:VAL:HG12	36:Y:23:LYS:HA	2.01	0.42
4:15:50:PHE:HZ	32:R1:196:A:C2	2.38	0.42
16:27:32:LEU:HD23	16:27:32:LEU:HA	1.89	0.42
29:6:97:VAL:HG22	29:6:102:ILE:HG12	2.02	0.42
32:R1:303:G:H2'	32:R1:304:U:C6	2.54	0.42
32:R1:580:U:H2'	32:R1:581:C:C6	2.54	0.42
32:R1:1056:G:H4'	32:R1:1057:A:H5''	2.02	0.42
32:R1:1383:A:H1'	32:R1:1405:U:O2'	2.19	0.42
32:R1:1779:U:O2	32:R1:1783:A:N6	2.53	0.42
34:R3:1478:U:H2'	34:R3:1479:C:H6	1.84	0.42
2:13:4:PHE:O	10:20:63:ARG:NH2	2.47	0.42
4:15:85:VAL:HG23	4:15:86:GLU:N	2.35	0.42
5:16:28:PHE:HB2	5:16:104:GLU:OE2	2.19	0.42
14:24:46:LYS:HE2	14:24:46:LYS:HB2	1.84	0.42
30:9:57:LYS:HA	30:9:57:LYS:HD2	1.83	0.42
32:R1:77:G:H2'	32:R1:78:U:C6	2.54	0.42
32:R1:594:U:H2'	32:R1:595:C:C6	2.54	0.42
32:R1:1386:C:O2'	32:R1:1469:A:O2'	2.32	0.42
32:R1:2179:C:O5'	32:R1:2179:C:H6	2.02	0.42
32:R1:2700:A:H2'	32:R1:2701:U:C6	2.55	0.42
34:R3:191:G:H2'	34:R3:192:A:H8	1.85	0.42
34:R3:676:A:H2'	34:R3:677:U:C6	2.55	0.42
34:R3:737:C:H2'	34:R3:738:C:C6	2.54	0.42
34:R3:1010:U:H2'	34:R3:1011:C:C6	2.54	0.42
36:Y:347:LYS:HB2	36:Y:348:LEU:H	1.75	0.42
1:1:79:THR:O	1:1:84:ALA:N	2.52	0.42

Continued on next page...

Continued from previous page...

Atom-1	Atom-2	Interatomic distance (Å)	Clash overlap (Å)
6:17:93:GLY:N	32:R1:2880:C:O2	2.49	0.42
12:22:7:HIS:HB2	12:22:50:VAL:HG22	2.02	0.42
12:22:78:GLU:HA	12:22:78:GLU:OE2	2.19	0.42
24:34:10:LEU:HD12	24:34:10:LEU:HA	1.91	0.42
27:4:113:VAL:HG22	27:4:118:LEU:HD23	2.02	0.42
32:R1:671:C:H2'	32:R1:672:C:H6	1.85	0.42
32:R1:1112:G:H2'	32:R1:1113:U:H6	1.85	0.42
32:R1:1511:G:H2'	32:R1:1512:C:C6	2.55	0.42
32:R1:2120:G:N2	32:R1:2179:C:C4	2.88	0.42
32:R1:2660:A:O2'	32:R1:2661:G:O5'	2.28	0.42
34:R3:246:A:C2	34:R3:282:A:C5	3.07	0.42
34:R3:657:U:H2'	34:R3:658:C:H6	1.85	0.42
34:R3:1011:C:H2'	34:R3:1012:A:H8	1.85	0.42
34:R3:1141:C:H2'	34:R3:1142:G:H8	1.85	0.42
34:R3:1156:G:O2'	34:R3:1180:A:N1	2.45	0.42
36:Y:123:TYR:CE1	36:Y:128:GLY:HA3	2.55	0.42
8:19:46:VAL:HG11	8:19:49:ILE:HD11	2.01	0.42
28:5:3:LEU:HD23	28:5:3:LEU:HA	1.79	0.42
32:R1:152:A:H2'	32:R1:153:U:C6	2.54	0.42
32:R1:1631:G:N2	32:R1:1634:A:OP2	2.52	0.42
32:R1:2027:G:H2'	32:R1:2028:U:C6	2.55	0.42
32:R1:2685:G:H2'	32:R1:2686:G:H8	1.83	0.42
34:R3:1261:A:H3'	34:R3:1262:C:H6	1.85	0.42
34:R3:1354:U:H2'	34:R3:1355:G:H8	1.84	0.42
34:R3:1467:C:H2'	34:R3:1468:A:C8	2.54	0.42
36:Y:179:LEU:HD23	36:Y:180:ASP:N	2.31	0.42
28:5:119:LYS:H	28:5:119:LYS:HG2	1.65	0.42
29:6:24:THR:HG22	29:6:33:THR:OG1	2.20	0.42
29:6:156:TYR:CE1	29:6:171:LYS:HD2	2.55	0.42
29:6:174:LYS:O	29:6:174:LYS:HG2	2.20	0.42
30:9:121:VAL:HG23	30:9:123:ARG:CD	2.50	0.42
32:R1:64:A:H2'	32:R1:65:U:C6	2.55	0.42
32:R1:100:U:H1'	32:R1:101:A:C4	2.55	0.42
32:R1:1593:A:H2'	32:R1:1594:U:C6	2.54	0.42
32:R1:2313:C:H2'	32:R1:2314:A:C8	2.54	0.42
34:R3:78:A:C5	34:R3:79:G:H1'	2.54	0.42
2:13:12:LYS:HD2	2:13:13:ARG:H	1.85	0.41
3:14:110:GLU:H	3:14:113:MET:HE2	1.84	0.41
4:15:10:GLU:HG2	32:R1:1175:A:N1	2.34	0.41
6:17:103:ARG:HG3	6:17:110:MET:SD	2.61	0.41
7:18:85:LYS:HE3	7:18:85:LYS:HB3	1.90	0.41

Continued on next page...

Continued from previous page...

Atom-1	Atom-2	Interatomic distance (Å)	Clash overlap (Å)
8:19:19:PHE:CE1	8:19:83:ILE:HG21	2.55	0.41
32:R1:774:G:HO2'	32:R1:775:G:P	2.43	0.41
32:R1:1866:A:C6	32:R1:1876:A:N7	2.88	0.41
33:R2:39:A:H2'	33:R2:40:U:C6	2.55	0.41
34:R3:35:G:H2'	34:R3:36:C:C6	2.55	0.41
34:R3:490:C:H2'	34:R3:491:G:C8	2.55	0.41
34:R3:580:C:H2'	34:R3:581:G:O4'	2.21	0.41
34:R3:1323:G:H2'	34:R3:1324:A:H8	1.84	0.41
35:T:66:C:H2'	35:T:67:C:C6	2.55	0.41
36:Y:320:LEU:HD21	36:Y:378:TRP:CH2	2.55	0.41
36:Y:522:ASP:HA	36:Y:525:ARG:HG2	2.02	0.41
7:18:102:ARG:HG2	7:18:102:ARG:H	1.68	0.41
28:5:77:LYS:HB2	28:5:77:LYS:HE2	1.78	0.41
32:R1:372:G:O2'	32:R1:373:U:P	2.79	0.41
32:R1:619:G:OP2	32:R1:620:G:N2	2.51	0.41
32:R1:1056:G:O2'	32:R1:1087:G:N2	2.52	0.41
32:R1:1735:A:H2'	32:R1:1736:U:C6	2.55	0.41
32:R1:1736:U:H2'	32:R1:1737:G:O4'	2.20	0.41
32:R1:2258:C:O2'	32:R1:2427:C:OP2	2.32	0.41
32:R1:2638:G:H1'	32:R1:2778:A:N6	2.35	0.41
34:R3:87:C:H2'	34:R3:88:U:C6	2.55	0.41
34:R3:312:C:H2'	34:R3:313:A:C8	2.55	0.41
34:R3:312:C:H2'	34:R3:313:A:H8	1.85	0.41
34:R3:636:U:H2'	34:R3:637:C:H6	1.83	0.41
36:Y:315:LEU:HD23	36:Y:315:LEU:HA	1.89	0.41
3:14:105:ARG:NH1	3:14:105:ARG:HB2	2.36	0.41
4:15:32:GLY:HA2	32:R1:1190:G:H5''	2.03	0.41
9:2:47:ARG:NH2	32:R1:774:G:OP1	2.53	0.41
9:2:143:VAL:HB	9:2:153:LEU:HB2	2.02	0.41
27:4:176:ASP:N	27:4:176:ASP:OD1	2.53	0.41
28:5:169:LEU:O	28:5:174:PHE:HB2	2.19	0.41
32:R1:2:G:H2'	32:R1:3:U:H6	1.85	0.41
32:R1:756:A:H2'	32:R1:757:G:O4'	2.20	0.41
32:R1:1068:G:H2'	32:R1:1069:A:O4'	2.19	0.41
32:R1:1747:U:H2'	32:R1:1748:C:C6	2.54	0.41
32:R1:1775:U:O4	32:R1:1789:A:H2	2.04	0.41
32:R1:2254:C:O2'	36:Y:274:ALA:HB1	2.20	0.41
34:R3:458:U:H3'	34:R3:459:A:H8	1.85	0.41
34:R3:1003:G:H2'	34:R3:1003:G:N3	2.35	0.41
36:Y:330:ASP:OD1	36:Y:330:ASP:N	2.53	0.41
2:13:17:VAL:HG22	2:13:55:ILE:HB	2.02	0.41

Continued on next page...

Continued from previous page...

Atom-1	Atom-2	Interatomic distance (Å)	Clash overlap (Å)
3:14:65:THR:HG22	3:14:67:LYS:H	1.86	0.41
12:22:86:MET:HA	12:22:87:PRO:HD3	1.93	0.41
27:4:48:THR:OG1	27:4:51:GLU:OE2	2.37	0.41
27:4:147:LEU:HD12	27:4:168:ASP:HB3	2.03	0.41
32:R1:1564:C:H2'	32:R1:1565:C:C6	2.55	0.41
32:R1:1747:U:H2'	32:R1:1748:C:H6	1.85	0.41
32:R1:2345:G:N3	32:R1:2381:A:H2'	2.36	0.41
33:R2:3:C:H2'	33:R2:4:C:C6	2.56	0.41
34:R3:834:U:H2'	34:R3:835:U:C6	2.55	0.41
34:R3:948:C:H2'	34:R3:949:A:H8	1.84	0.41
34:R3:1034:G:H2'	34:R3:1035:A:O4'	2.20	0.41
34:R3:1181:G:H1'	34:R3:1182:G:C5	2.56	0.41
34:R3:1312:G:H2'	34:R3:1313:U:C6	2.55	0.41
7:18:100:HIS:NE2	33:R2:37:C:O2	2.52	0.41
9:2:226:PRO:HD3	9:2:233:GLY:H	1.85	0.41
32:R1:753:A:H2'	32:R1:754:U:C6	2.56	0.41
32:R1:2086:U:H2'	32:R1:2087:G:C8	2.56	0.41
32:R1:2140:G:N2	32:R1:2141:G:H1'	2.36	0.41
32:R1:2896:C:H2'	32:R1:2897:U:C6	2.56	0.41
34:R3:76:G:H22	34:R3:93:U:H3	1.67	0.41
34:R3:123:U:H5''	34:R3:311:C:O2'	2.20	0.41
34:R3:1488:G:H2'	34:R3:1489:G:C8	2.56	0.41
36:Y:69:LEU:HD22	36:Y:178:LEU:HD23	2.01	0.41
36:Y:130:SER:O	36:Y:130:SER:OG	2.38	0.41
3:14:71:ARG:HA	3:14:71:ARG:HD2	1.90	0.41
8:19:42:PHE:CE1	8:19:62:LYS:HE2	2.56	0.41
11:21:27:ILE:HD13	11:21:33:VAL:HG22	2.01	0.41
27:4:141:MET:HE3	27:4:143:LEU:HD22	2.01	0.41
34:R3:412:A:H62	34:R3:431:A:H61	1.67	0.41
34:R3:684:U:H2'	34:R3:685:G:O4'	2.19	0.41
34:R3:821:G:H2'	34:R3:822:U:C6	2.56	0.41
34:R3:947:G:H2'	34:R3:948:C:H6	1.84	0.41
34:R3:1120:C:H2'	34:R3:1121:U:C6	2.55	0.41
34:R3:1405:G:H21	34:R3:1518:A:H8	1.69	0.41
4:15:132:ARG:HG3	4:15:142:ILE:HD12	2.02	0.41
7:18:79:ALA:O	7:18:83:LEU:HD23	2.21	0.41
13:23:30:ILE:HD11	13:23:87:LEU:HD11	2.01	0.41
25:35:13:PHE:O	25:35:14:LYS:HD2	2.20	0.41
29:6:165:ASP:OD1	29:6:165:ASP:N	2.46	0.41
32:R1:522:A:H2'	32:R1:523:C:C6	2.56	0.41
32:R1:576:U:H2'	32:R1:577:G:C8	2.55	0.41

Continued on next page...

Continued from previous page...

Atom-1	Atom-2	Interatomic distance (Å)	Clash overlap (Å)
32:R1:724:U:H2'	32:R1:725:G:O4'	2.20	0.41
32:R1:841:G:H2'	32:R1:842:U:C6	2.56	0.41
32:R1:1087:G:O2'	32:R1:1090:A:OP1	2.39	0.41
32:R1:1550:C:H2'	32:R1:1551:A:C8	2.56	0.41
33:R2:1:U:H2'	33:R2:2:G:C8	2.49	0.41
34:R3:592:G:O6	34:R3:648:A:N6	2.54	0.41
34:R3:842:U:H4'	34:R3:846:G:C6	2.55	0.41
34:R3:1095:U:P	34:R3:1108:G:H1	2.44	0.41
34:R3:1163:A:H2'	34:R3:1164:G:H8	1.85	0.41
36:Y:347:LYS:O	36:Y:348:LEU:HG	2.19	0.41
36:Y:470:ASP:C	36:Y:472:GLU:H	2.24	0.41
3:14:103:VAL:O	3:14:122:VAL:HB	2.21	0.41
13:23:47:VAL:HG11	13:23:85:VAL:HG11	2.02	0.41
16:27:19:LYS:HD3	16:27:19:LYS:HA	1.85	0.41
28:5:160:LYS:HB2	28:5:160:LYS:HE2	1.83	0.41
32:R1:1020:A:H5'	32:R1:1021:A:C8	2.56	0.41
32:R1:1523:U:H5''	32:R1:1524:G:C8	2.54	0.41
32:R1:2236:U:H2'	32:R1:2237:G:O4'	2.21	0.41
34:R3:19:A:H2'	34:R3:20:U:C6	2.56	0.41
34:R3:373:A:C2	34:R3:374:A:C8	3.08	0.41
34:R3:416:G:H2'	34:R3:417:G:C8	2.56	0.41
34:R3:524:G:H2'	34:R3:525:C:C6	2.56	0.41
34:R3:763:G:H2'	34:R3:764:C:C6	2.56	0.41
34:R3:1308:U:H2'	34:R3:1309:G:C8	2.54	0.41
34:R3:1356:G:N3	34:R3:1357:A:C8	2.89	0.41
36:Y:139:LEU:HD21	36:Y:164:VAL:HG23	2.02	0.41
36:Y:313:LYS:HD2	36:Y:313:LYS:HA	1.90	0.41
5:16:36:VAL:HG13	15:25:82:TYR:HD2	1.86	0.41
5:16:46:ILE:HA	5:16:103:TYR:OH	2.20	0.41
7:18:51:ALA:HB3	7:18:78:VAL:HG22	2.03	0.41
10:20:105:PHE:O	10:20:109:VAL:HG23	2.20	0.41
12:22:18:ARG:HG3	12:22:76:VAL:CG2	2.51	0.41
26:36:37:GLN:HG2	26:36:37:GLN:O	2.20	0.41
32:R1:578:G:OP1	32:R1:1255:U:O2'	2.33	0.41
32:R1:1378:A:O2'	32:R1:1380:G:N7	2.34	0.41
32:R1:1534:U:O2'	32:R1:1537:G:O6	2.27	0.41
32:R1:1656:C:H2'	32:R1:1657:U:H6	1.86	0.41
32:R1:1716:U:H2'	32:R1:1717:A:C8	2.56	0.41
32:R1:1721:G:HO2'	32:R1:1722:A:H8	1.67	0.41
32:R1:1771:C:H2'	32:R1:1772:A:H8	1.86	0.41
32:R1:1796:U:H2'	32:R1:1797:G:C8	2.56	0.41

Continued on next page...

Continued from previous page...

Atom-1	Atom-2	Interatomic distance (Å)	Clash overlap (Å)
32:R1:1873:G:H2'	32:R1:1874:C:C6	2.56	0.41
32:R1:2100:G:O6	32:R1:2189:U:O4	2.38	0.41
34:R3:338:A:H2'	34:R3:339:C:H6	1.84	0.41
34:R3:382:A:H2'	34:R3:383:A:C8	2.56	0.41
34:R3:465:A:H2'	34:R3:466:A:C8	2.56	0.41
34:R3:925:G:N2	34:R3:1503:A:OP1	2.54	0.41
34:R3:1157:A:H4'	34:R3:1158:C:O5'	2.21	0.41
34:R3:1219:A:H2'	34:R3:1220:G:C8	2.56	0.41
34:R3:1284:C:H3'	34:R3:1285:A:H2'	2.02	0.41
34:R3:1316:G:H2'	34:R3:1317:C:H5''	2.02	0.41
36:Y:40:LYS:HE3	36:Y:40:LYS:HB2	1.77	0.41
36:Y:87:MET:N	36:Y:87:MET:SD	2.93	0.41
36:Y:134:ARG:NH2	36:Y:172:ALA:HB2	2.36	0.41
8:19:79:VAL:HG23	19:3:19:GLY:HA3	2.03	0.41
9:2:75:ALA:HB1	9:2:93:VAL:HG12	2.02	0.41
20:30:5:LYS:HB2	20:30:57:GLU:HG2	2.03	0.41
28:5:105:ILE:O	28:5:109:ARG:HG3	2.21	0.41
30:9:89:LYS:HB3	30:9:89:LYS:HE3	1.84	0.41
34:R3:592:G:C6	34:R3:648:A:C6	3.09	0.41
34:R3:1465:A:H2'	34:R3:1466:C:H6	1.85	0.41
7:18:27:VAL:HG11	7:18:40:ILE:HD12	2.02	0.40
7:18:76:LYS:O	7:18:80:GLU:HG2	2.21	0.40
13:23:69:ARG:HH21	13:23:72:GLN:HA	1.86	0.40
23:33:24:LYS:NZ	23:33:31:GLU:O	2.52	0.40
27:4:121:VAL:O	27:4:189:THR:HA	2.21	0.40
32:R1:285:G:O6	32:R1:355:U:C2	2.75	0.40
32:R1:521:U:H2'	32:R1:522:A:H8	1.86	0.40
32:R1:686:U:H2'	32:R1:788:A:N1	2.36	0.40
32:R1:871:U:H2'	32:R1:872:U:H6	1.83	0.40
32:R1:882:G:H2'	32:R1:883:G:H8	1.86	0.40
32:R1:1486:U:H2'	32:R1:1487:U:H6	1.86	0.40
32:R1:1494:A:H2'	32:R1:1495:A:C8	2.56	0.40
32:R1:1637:A:H5'	32:R1:1760:C:O2'	2.20	0.40
32:R1:2552:U:C5	32:R1:2554:U:H5'	2.56	0.40
32:R1:2700:A:H2'	32:R1:2701:U:H6	1.85	0.40
34:R3:417:G:H2'	34:R3:418:C:C6	2.56	0.40
34:R3:590:U:H2'	34:R3:591:U:C6	2.56	0.40
34:R3:1171:A:H2'	34:R3:1172:C:C6	2.56	0.40
34:R3:1216:A:H2'	34:R3:1217:C:H6	1.85	0.40
13:23:36:LYS:HA	13:23:81:LYS:HB2	2.03	0.40
32:R1:6:A:H2'	32:R1:7:G:H8	1.85	0.40

Continued on next page...

Continued from previous page...

Atom-1	Atom-2	Interatomic distance (Å)	Clash overlap (Å)
32:R1:1092:C:N4	32:R1:1093:G:O6	2.54	0.40
32:R1:1326:U:H2'	32:R1:1327:A:H8	1.86	0.40
32:R1:2107:G:H2'	32:R1:2108:A:H8	1.85	0.40
32:R1:2572:A:OP1	32:R1:2574:G:H4'	2.22	0.40
34:R3:455:G:H2'	34:R3:456:A:H8	1.85	0.40
34:R3:620:C:O2'	34:R3:621:A:H8	2.03	0.40
34:R3:1000:A:H2'	34:R3:1001:C:C6	2.56	0.40
36:Y:429:GLN:HE21	36:Y:429:GLN:HB3	1.74	0.40
5:16:75:GLU:HG3	5:16:90:GLU:HG3	2.04	0.40
6:17:44:LEU:HD23	6:17:113:ILE:HD13	2.02	0.40
32:R1:173:A:H2'	32:R1:174:U:C6	2.56	0.40
32:R1:1432:G:H2'	32:R1:1433:A:H8	1.86	0.40
34:R3:292:G:H21	34:R3:608:A:H61	1.68	0.40
34:R3:1040:U:H2'	34:R3:1041:G:C8	2.56	0.40
34:R3:1250:A:C2	34:R3:1370:G:H1'	2.56	0.40
34:R3:1530:G:H2'	34:R3:1531:A:H8	1.86	0.40
36:Y:29:ARG:HG2	36:Y:205:MET:SD	2.60	0.40
9:2:207:ALA:HB2	32:R1:1790:C:O2'	2.21	0.40
19:3:148:GLN:HB2	19:3:152:PRO:HG2	2.03	0.40
22:32:2:VAL:HG13	32:R1:2015:A:C2	2.55	0.40
32:R1:75:G:H2'	32:R1:75:G:N3	2.36	0.40
32:R1:1112:G:H2'	32:R1:1113:U:C6	2.55	0.40
32:R1:1172:C:H2'	32:R1:1173:U:O4'	2.21	0.40
34:R3:360:G:H2'	34:R3:361:G:C8	2.56	0.40
34:R3:460:A:H2'	34:R3:461:A:C8	2.56	0.40
34:R3:598:U:H2'	34:R3:599:C:C6	2.57	0.40
34:R3:1524:C:C2	34:R3:1525:G:C8	3.09	0.40
36:Y:350:VAL:HB	36:Y:491:VAL:HG12	2.03	0.40
3:14:76:VAL:HG12	3:14:78:ARG:H	1.87	0.40
10:20:49:ARG:HD2	32:R1:993:G:OP1	2.21	0.40
12:22:4:ILE:H	12:22:4:ILE:HG12	1.74	0.40
20:30:4:ILE:HD11	20:30:56:VAL:HG21	2.03	0.40
32:R1:476:G:N1	32:R1:479:A:OP2	2.52	0.40
34:R3:613:C:H2'	34:R3:614:C:C6	2.56	0.40
34:R3:857:C:H2'	34:R3:858:G:C8	2.57	0.40
34:R3:966:G:C2	35:T:34:C:H5'	2.56	0.40
34:R3:1055:A:C6	34:R3:1206:G:C5	3.09	0.40
36:Y:114:TYR:N	36:Y:114:TYR:CD1	2.90	0.40
36:Y:405:MET:HG3	36:Y:405:MET:O	2.21	0.40

There are no symmetry-related clashes.

5.3 Torsion angles

5.3.1 Protein backbone

In the following table, the Percentiles column shows the percent Ramachandran outliers of the chain as a percentile score with respect to all PDB entries followed by that with respect to all EM entries.

The Analysed column shows the number of residues for which the backbone conformation was analysed, and the total number of residues.

Mol	Chain	Analysed	Favoured	Allowed	Outliers	Percentiles	
1	1	218/220 (99%)	208 (95%)	10 (5%)	0	100	100
2	13	140/142 (99%)	135 (96%)	5 (4%)	0	100	100
3	14	120/122 (98%)	106 (88%)	14 (12%)	0	100	100
4	15	142/144 (99%)	127 (89%)	15 (11%)	0	100	100
5	16	134/136 (98%)	123 (92%)	11 (8%)	0	100	100
6	17	118/120 (98%)	106 (90%)	12 (10%)	0	100	100
7	18	114/116 (98%)	111 (97%)	3 (3%)	0	100	100
8	19	112/114 (98%)	101 (90%)	11 (10%)	0	100	100
9	2	269/271 (99%)	247 (92%)	22 (8%)	0	100	100
10	20	115/117 (98%)	111 (96%)	4 (4%)	0	100	100
11	21	101/103 (98%)	91 (90%)	9 (9%)	1 (1%)	13	42
12	22	108/110 (98%)	101 (94%)	7 (6%)	0	100	100
13	23	91/93 (98%)	81 (89%)	10 (11%)	0	100	100
14	24	100/102 (98%)	92 (92%)	8 (8%)	0	100	100
15	25	92/94 (98%)	90 (98%)	2 (2%)	0	100	100
16	27	75/77 (97%)	71 (95%)	4 (5%)	0	100	100
17	28	75/77 (97%)	73 (97%)	2 (3%)	0	100	100
18	29	61/63 (97%)	60 (98%)	1 (2%)	0	100	100
19	3	207/209 (99%)	193 (93%)	14 (7%)	0	100	100
20	30	56/58 (97%)	50 (89%)	6 (11%)	0	100	100
21	31	64/66 (97%)	53 (83%)	11 (17%)	0	100	100
22	32	54/56 (96%)	50 (93%)	3 (6%)	1 (2%)	6	29
23	33	48/50 (96%)	41 (85%)	7 (15%)	0	100	100
24	34	44/46 (96%)	39 (89%)	5 (11%)	0	100	100
25	35	62/64 (97%)	58 (94%)	4 (6%)	0	100	100

Continued on next page...

Continued from previous page...

Mol	Chain	Analysed	Favoured	Allowed	Outliers	Percentiles	
26	36	36/38 (95%)	34 (94%)	2 (6%)	0	100	100
27	4	199/201 (99%)	189 (95%)	10 (5%)	0	100	100
28	5	175/177 (99%)	161 (92%)	14 (8%)	0	100	100
29	6	174/176 (99%)	160 (92%)	14 (8%)	0	100	100
30	9	147/149 (99%)	129 (88%)	16 (11%)	2 (1%)	9	34
36	Y	523/530 (99%)	442 (84%)	76 (14%)	5 (1%)	13	42
37	sb	216/218 (99%)	198 (92%)	17 (8%)	1 (0%)	25	56
38	sc	204/206 (99%)	195 (96%)	9 (4%)	0	100	100
39	sd	203/205 (99%)	182 (90%)	21 (10%)	0	100	100
40	se	155/157 (99%)	135 (87%)	20 (13%)	0	100	100
41	sf	98/100 (98%)	82 (84%)	16 (16%)	0	100	100
42	sg	149/151 (99%)	135 (91%)	14 (9%)	0	100	100
43	sh	127/129 (98%)	120 (94%)	7 (6%)	0	100	100
44	si	125/127 (98%)	105 (84%)	19 (15%)	1 (1%)	16	46
45	sj	96/98 (98%)	88 (92%)	8 (8%)	0	100	100
46	sk	114/116 (98%)	107 (94%)	7 (6%)	0	100	100
47	sl	121/123 (98%)	93 (77%)	28 (23%)	0	100	100
48	sm	112/114 (98%)	100 (89%)	12 (11%)	0	100	100
49	sn	98/100 (98%)	77 (79%)	21 (21%)	0	100	100
50	so	86/88 (98%)	79 (92%)	7 (8%)	0	100	100
51	sp	80/82 (98%)	70 (88%)	10 (12%)	0	100	100
52	sq	78/80 (98%)	66 (85%)	12 (15%)	0	100	100
53	sr	63/65 (97%)	59 (94%)	4 (6%)	0	100	100
54	ss	77/79 (98%)	69 (90%)	8 (10%)	0	100	100
55	st	83/85 (98%)	80 (96%)	3 (4%)	0	100	100
56	su	63/65 (97%)	42 (67%)	21 (33%)	0	100	100
All	All	6322/6429 (98%)	5715 (90%)	596 (9%)	11 (0%)	45	71

All (11) Ramachandran outliers are listed below:

Mol	Chain	Res	Type
11	21	51	VAL
36	Y	40	LYS

Continued on next page...

Continued from previous page...

Mol	Chain	Res	Type
36	Y	279	SER
36	Y	420	SER
30	9	9	VAL
22	32	25	THR
30	9	8	LYS
36	Y	377	LYS
37	sb	18	GLN
44	si	41	GLU
36	Y	183	THR

5.3.2 Protein sidechains ⓘ

In the following table, the Percentiles column shows the percent sidechain outliers of the chain as a percentile score with respect to all PDB entries followed by that with respect to all EM entries.

The Analysed column shows the number of residues for which the sidechain conformation was analysed, and the total number of residues.

Mol	Chain	Analysed	Rotameric	Outliers	Percentiles	
1	1	106/171 (62%)	103 (97%)	3 (3%)	38	64
2	13	116/116 (100%)	115 (99%)	1 (1%)	75	85
3	14	103/103 (100%)	102 (99%)	1 (1%)	73	84
4	15	103/103 (100%)	102 (99%)	1 (1%)	73	84
5	16	109/109 (100%)	106 (97%)	3 (3%)	38	64
6	17	100/100 (100%)	96 (96%)	4 (4%)	27	55
7	18	86/86 (100%)	84 (98%)	2 (2%)	45	68
8	19	99/99 (100%)	97 (98%)	2 (2%)	50	71
9	2	216/216 (100%)	210 (97%)	6 (3%)	38	64
10	20	89/89 (100%)	87 (98%)	2 (2%)	47	69
11	21	84/84 (100%)	82 (98%)	2 (2%)	44	68
12	22	93/93 (100%)	89 (96%)	4 (4%)	25	53
13	23	80/80 (100%)	79 (99%)	1 (1%)	65	79
14	24	83/83 (100%)	78 (94%)	5 (6%)	16	42
15	25	78/78 (100%)	78 (100%)	0	100	100
16	27	59/59 (100%)	55 (93%)	4 (7%)	13	38
17	28	67/67 (100%)	65 (97%)	2 (3%)	36	62

Continued on next page...

Continued from previous page...

Mol	Chain	Analysed	Rotameric	Outliers	Percentiles	
18	29	55/55 (100%)	54 (98%)	1 (2%)	54	74
19	3	164/164 (100%)	161 (98%)	3 (2%)	54	74
20	30	48/48 (100%)	47 (98%)	1 (2%)	48	70
21	31	59/59 (100%)	56 (95%)	3 (5%)	20	48
22	32	47/47 (100%)	44 (94%)	3 (6%)	14	40
23	33	45/45 (100%)	42 (93%)	3 (7%)	13	39
24	34	38/38 (100%)	37 (97%)	1 (3%)	41	66
25	35	51/51 (100%)	51 (100%)	0	100	100
26	36	34/34 (100%)	34 (100%)	0	100	100
27	4	165/165 (100%)	163 (99%)	2 (1%)	67	80
28	5	148/148 (100%)	139 (94%)	9 (6%)	15	42
29	6	137/137 (100%)	134 (98%)	3 (2%)	47	69
30	9	114/114 (100%)	109 (96%)	5 (4%)	24	52
36	Y	449/456 (98%)	425 (95%)	24 (5%)	19	47
37	sb	180/180 (100%)	169 (94%)	11 (6%)	15	42
38	sc	170/170 (100%)	164 (96%)	6 (4%)	31	58
39	sd	172/172 (100%)	167 (97%)	5 (3%)	37	63
40	se	119/119 (100%)	118 (99%)	1 (1%)	79	87
41	sf	87/87 (100%)	85 (98%)	2 (2%)	45	68
42	sg	124/124 (100%)	120 (97%)	4 (3%)	34	61
43	sh	104/104 (100%)	101 (97%)	3 (3%)	37	63
44	si	105/105 (100%)	96 (91%)	9 (9%)	8	30
45	sj	86/86 (100%)	79 (92%)	7 (8%)	9	31
46	sk	89/89 (100%)	87 (98%)	2 (2%)	47	69
47	sl	103/103 (100%)	99 (96%)	4 (4%)	27	55
48	sm	92/92 (100%)	87 (95%)	5 (5%)	18	46
49	sn	83/83 (100%)	82 (99%)	1 (1%)	67	80
50	so	76/76 (100%)	75 (99%)	1 (1%)	65	79
51	sp	65/65 (100%)	62 (95%)	3 (5%)	23	52
52	sq	74/74 (100%)	71 (96%)	3 (4%)	26	54
53	sr	56/56 (100%)	55 (98%)	1 (2%)	54	74

Continued on next page...

Continued from previous page...

Mol	Chain	Analysed	Rotameric	Outliers	Percentiles	
54	ss	70/70 (100%)	67 (96%)	3 (4%)	25	53
55	st	65/65 (100%)	63 (97%)	2 (3%)	35	61
56	su	55/55 (100%)	53 (96%)	2 (4%)	30	57
All	All	5200/5272 (99%)	5024 (97%)	176 (3%)	34	59

All (176) residues with a non-rotameric sidechain are listed below:

Mol	Chain	Res	Type
1	1	32	GLU
1	1	163	TYR
1	1	179	ASP
2	13	19	ASP
3	14	40	LYS
4	15	7	SER
5	16	25	ASP
5	16	60	GLN
5	16	118	LYS
6	17	1	MET
6	17	46	ARG
6	17	100	CYS
6	17	106	ASP
7	18	45	SER
7	18	46	GLU
8	19	20	ARG
8	19	84	SER
9	2	44	ASN
9	2	89	ASN
9	2	166	ARG
9	2	212	TRP
9	2	228	ASP
9	2	258	SER
10	20	10	ARG
10	20	101	ASP
11	21	7	SER
11	21	40	MET
12	22	62	ASP
12	22	65	ASP
12	22	92	ARG
12	22	99	ARG
13	23	25	GLU
14	24	17	ASP

Continued on next page...

Continued from previous page...

Mol	Chain	Res	Type
14	24	32	LYS
14	24	53	GLN
14	24	60	LYS
14	24	73	ASN
16	27	20	ARG
16	27	55	ARG
16	27	56	ASP
16	27	64	ASP
17	28	17	ARG
17	28	18	SER
18	29	2	LYS
19	3	18	ASP
19	3	43	ASP
19	3	181	ASP
20	30	11	SER
21	31	43	PHE
21	31	62	LYS
21	31	65	ASN
22	32	19	ASP
22	32	39	ARG
22	32	45	ASP
23	33	5	ARG
23	33	21	THR
23	33	50	GLU
24	34	14	ARG
27	4	21	ARG
27	4	176	ASP
28	5	25	MET
28	5	35	LEU
28	5	56	LEU
28	5	77	LYS
28	5	79	ARG
28	5	82	TYR
28	5	149	ARG
28	5	164	GLU
28	5	174	PHE
29	6	84	LYS
29	6	103	ASN
29	6	124	CYS
30	9	7	ASP
30	9	17	ASP
30	9	42	LYS

Continued on next page...

Continued from previous page...

Mol	Chain	Res	Type
30	9	91	PHE
30	9	97	ARG
36	Y	40	LYS
36	Y	41	SER
36	Y	50	ASP
36	Y	55	LEU
36	Y	69	LEU
36	Y	74	PHE
36	Y	76	PHE
36	Y	99	ARG
36	Y	123	TYR
36	Y	171	PHE
36	Y	187	ASP
36	Y	261	GLN
36	Y	280	ARG
36	Y	309	PHE
36	Y	337	ASN
36	Y	342	LEU
36	Y	391	HIS
36	Y	434	LYS
36	Y	451	LYS
36	Y	463	ASP
36	Y	470	ASP
36	Y	493	HIS
36	Y	496	GLU
36	Y	520	TYR
37	sb	8	MET
37	sb	14	HIS
37	sb	48	MET
37	sb	49	PHE
37	sb	57	ASN
37	sb	73	ARG
37	sb	81	ASP
37	sb	103	TRP
37	sb	122	ASP
37	sb	139	GLU
37	sb	178	LEU
38	sc	82	ASP
38	sc	87	ARG
38	sc	104	GLU
38	sc	118	SER
38	sc	133	MET

Continued on next page...

Continued from previous page...

Mol	Chain	Res	Type
38	sc	134	LYS
39	sd	22	SER
39	sd	28	ASP
39	sd	62	ARG
39	sd	127	ARG
39	sd	159	GLU
40	se	99	SER
41	sf	44	ARG
41	sf	56	LYS
42	sg	14	ASP
42	sg	67	ASN
42	sg	91	ARG
42	sg	129	ASN
43	sh	28	SER
43	sh	76	ARG
43	sh	110	MET
44	si	10	ARG
44	si	40	ARG
44	si	56	MET
44	si	87	MET
44	si	95	SER
44	si	106	ASP
44	si	118	ARG
44	si	126	PHE
44	si	127	SER
45	sj	20	GLN
45	sj	30	LYS
45	sj	31	ARG
45	sj	45	ARG
45	sj	48	ARG
45	sj	64	GLN
45	sj	82	LYS
46	sk	68	ARG
46	sk	71	ASP
47	sl	4	ASN
47	sl	11	ARG
47	sl	61	GLU
47	sl	103	CYS
48	sm	41	ASP
48	sm	53	ASP
48	sm	84	CYS
48	sm	92	ARG

Continued on next page...

Continued from previous page...

Mol	Chain	Res	Type
48	sm	106	ARG
49	sn	46	LYS
50	so	12	SER
51	sp	46	LYS
51	sp	55	ASP
51	sp	69	ASP
52	sq	15	LYS
52	sq	52	CYS
52	sq	64	ARG
53	sr	41	SER
54	ss	43	MET
54	ss	77	ARG
54	ss	79	TYR
55	st	39	GLU
55	st	63	LYS
56	su	35	GLU
56	su	61	ARG

Sometimes sidechains can be flipped to improve hydrogen bonding and reduce clashes. All (9) such sidechains are listed below:

Mol	Chain	Res	Type
2	13	128	ASN
4	15	38	GLN
19	3	49	GLN
30	9	66	ASN
37	sb	17	HIS
39	sd	151	GLN
45	sj	56	HIS
47	sl	58	ASN
49	sn	42	ASN

5.3.3 RNA ⓘ

Mol	Chain	Analysed	Backbone Outliers	Pucker Outliers
31	M	8/9 (88%)	1 (12%)	0
32	R1	2902/2903 (99%)	481 (16%)	12 (0%)
33	R2	118/119 (99%)	15 (12%)	1 (0%)
34	R3	1538/1539 (99%)	282 (18%)	5 (0%)
35	T	75/77 (97%)	16 (21%)	3 (4%)
All	All	4641/4647 (99%)	795 (17%)	21 (0%)

All (795) RNA backbone outliers are listed below:

Mol	Chain	Res	Type
31	M	7	A
32	R1	10	A
32	R1	12	U
32	R1	14	A
32	R1	15	G
32	R1	35	G
32	R1	36	G
32	R1	45	G
32	R1	46	G
32	R1	50	U
32	R1	51	G
32	R1	63	A
32	R1	71	A
32	R1	74	A
32	R1	75	G
32	R1	84	A
32	R1	101	A
32	R1	102	U
32	R1	103	A
32	R1	118	A
32	R1	119	A
32	R1	120	U
32	R1	125	A
32	R1	131	A
32	R1	140	C
32	R1	141	G
32	R1	142	A
32	R1	162	U
32	R1	163	C
32	R1	166	U
32	R1	181	A
32	R1	196	A
32	R1	199	A
32	R1	215	G
32	R1	216	A
32	R1	221	A
32	R1	222	A
32	R1	228	C
32	R1	229	C
32	R1	230	G
32	R1	233	A
32	R1	248	G

Continued on next page...

Continued from previous page...

Mol	Chain	Res	Type
32	R1	255	A
32	R1	265	A
32	R1	266	G
32	R1	273	G
32	R1	277	G
32	R1	281	C
32	R1	284	U
32	R1	323	C
32	R1	324	A
32	R1	329	G
32	R1	330	A
32	R1	361	G
32	R1	362	A
32	R1	369	U
32	R1	371	A
32	R1	372	G
32	R1	373	U
32	R1	386	G
32	R1	387	U
32	R1	395	U
32	R1	396	G
32	R1	403	U
32	R1	404	A
32	R1	405	U
32	R1	406	G
32	R1	411	G
32	R1	412	A
32	R1	417	C
32	R1	424	G
32	R1	435	C
32	R1	443	A
32	R1	448	U
32	R1	457	A
32	R1	467	G
32	R1	473	G
32	R1	475	C
32	R1	480	A
32	R1	481	G
32	R1	490	C
32	R1	491	G
32	R1	501	A
32	R1	505	A

Continued on next page...

Continued from previous page...

Mol	Chain	Res	Type
32	R1	509	C
32	R1	510	C
32	R1	529	A
32	R1	531	C
32	R1	532	A
32	R1	544	C
32	R1	545	U
32	R1	546	U
32	R1	548	G
32	R1	563	A
32	R1	573	U
32	R1	575	A
32	R1	586	A
32	R1	603	A
32	R1	614	A
32	R1	615	U
32	R1	622	G
32	R1	627	A
32	R1	637	A
32	R1	645	C
32	R1	646	U
32	R1	654	A
32	R1	655	A
32	R1	669	G
32	R1	685	A
32	R1	686	U
32	R1	696	G
32	R1	711	G
32	R1	722	A
32	R1	729	G
32	R1	730	A
32	R1	747	U
32	R1	748	G
32	R1	752	A
32	R1	764	A
32	R1	765	C
32	R1	775	G
32	R1	776	G
32	R1	782	A
32	R1	784	G
32	R1	785	G
32	R1	805	G

Continued on next page...

Continued from previous page...

Mol	Chain	Res	Type
32	R1	812	C
32	R1	819	A
32	R1	827	U
32	R1	830	G
32	R1	845	A
32	R1	846	U
32	R1	847	U
32	R1	857	G
32	R1	859	G
32	R1	881	G
32	R1	885	C
32	R1	886	A
32	R1	887	U
32	R1	888	C
32	R1	891	G
32	R1	893	C
32	R1	895	U
32	R1	896	A
32	R1	902	C
32	R1	907	G
32	R1	910	A
32	R1	927	A
32	R1	932	U
32	R1	941	A
32	R1	946	C
32	R1	961	C
32	R1	973	A
32	R1	974	G
32	R1	983	A
32	R1	995	C
32	R1	996	A
32	R1	999	U
32	R1	1005	C
32	R1	1012	U
32	R1	1013	C
32	R1	1021	A
32	R1	1022	G
32	R1	1023	U
32	R1	1026	G
32	R1	1033	U
32	R1	1046	A
32	R1	1051	G

Continued on next page...

Continued from previous page...

Mol	Chain	Res	Type
32	R1	1053	C
32	R1	1054	A
32	R1	1055	G
32	R1	1057	A
32	R1	1059	G
32	R1	1060	U
32	R1	1061	U
32	R1	1064	C
32	R1	1065	U
32	R1	1066	U
32	R1	1067	A
32	R1	1069	A
32	R1	1070	A
32	R1	1071	G
32	R1	1072	C
32	R1	1073	A
32	R1	1074	G
32	R1	1075	C
32	R1	1076	C
32	R1	1077	A
32	R1	1079	C
32	R1	1082	U
32	R1	1086	A
32	R1	1087	G
32	R1	1088	A
32	R1	1089	A
32	R1	1090	A
32	R1	1095	A
32	R1	1096	A
32	R1	1097	U
32	R1	1101	U
32	R1	1103	A
32	R1	1104	C
32	R1	1106	G
32	R1	1108	U
32	R1	1109	C
32	R1	1110	G
32	R1	1111	A
32	R1	1112	G
32	R1	1132	U
32	R1	1133	A
32	R1	1135	C

Continued on next page...

Continued from previous page...

Mol	Chain	Res	Type
32	R1	1139	G
32	R1	1143	A
32	R1	1174	U
32	R1	1175	A
32	R1	1176	U
32	R1	1178	C
32	R1	1180	U
32	R1	1212	G
32	R1	1250	G
32	R1	1253	A
32	R1	1256	G
32	R1	1272	A
32	R1	1273	U
32	R1	1284	A
32	R1	1300	G
32	R1	1301	A
32	R1	1306	C
32	R1	1325	U
32	R1	1329	U
32	R1	1341	G
32	R1	1343	G
32	R1	1345	C
32	R1	1352	U
32	R1	1365	A
32	R1	1368	G
32	R1	1378	A
32	R1	1379	U
32	R1	1383	A
32	R1	1395	A
32	R1	1416	G
32	R1	1417	C
32	R1	1428	C
32	R1	1434	A
32	R1	1453	A
32	R1	1458	U
32	R1	1461	C
32	R1	1478	G
32	R1	1482	G
32	R1	1490	A
32	R1	1507	C
32	R1	1508	A
32	R1	1509	A

Continued on next page...

Continued from previous page...

Mol	Chain	Res	Type
32	R1	1515	A
32	R1	1522	A
32	R1	1523	U
32	R1	1524	G
32	R1	1529	G
32	R1	1535	A
32	R1	1536	C
32	R1	1558	C
32	R1	1559	U
32	R1	1560	G
32	R1	1566	A
32	R1	1567	G
32	R1	1569	A
32	R1	1578	U
32	R1	1583	A
32	R1	1608	A
32	R1	1610	A
32	R1	1634	A
32	R1	1647	U
32	R1	1648	U
32	R1	1649	G
32	R1	1654	A
32	R1	1672	A
32	R1	1674	G
32	R1	1677	A
32	R1	1694	C
32	R1	1698	A
32	R1	1715	G
32	R1	1716	U
32	R1	1729	U
32	R1	1730	C
32	R1	1731	G
32	R1	1735	A
32	R1	1738	G
32	R1	1758	U
32	R1	1764	C
32	R1	1773	A
32	R1	1776	G
32	R1	1786	A
32	R1	1800	C
32	R1	1801	A
32	R1	1802	A

Continued on next page...

Continued from previous page...

Mol	Chain	Res	Type
32	R1	1808	A
32	R1	1816	C
32	R1	1828	G
32	R1	1829	A
32	R1	1847	G
32	R1	1869	G
32	R1	1870	C
32	R1	1871	A
32	R1	1884	G
32	R1	1896	G
32	R1	1901	A
32	R1	1906	G
32	R1	1913	A
32	R1	1914	C
32	R1	1919	A
32	R1	1929	G
32	R1	1930	G
32	R1	1938	A
32	R1	1955	U
32	R1	1960	A
32	R1	1963	U
32	R1	1966	A
32	R1	1967	C
32	R1	1970	A
32	R1	1971	U
32	R1	1972	G
32	R1	1991	U
32	R1	1993	U
32	R1	1997	C
32	R1	2022	U
32	R1	2023	C
32	R1	2031	A
32	R1	2033	A
32	R1	2043	C
32	R1	2055	C
32	R1	2056	G
32	R1	2060	A
32	R1	2061	G
32	R1	2062	A
32	R1	2069	G
32	R1	2076	U
32	R1	2096	C

Continued on next page...

Continued from previous page...

Mol	Chain	Res	Type
32	R1	2098	U
32	R1	2110	G
32	R1	2111	U
32	R1	2112	G
32	R1	2114	A
32	R1	2115	G
32	R1	2116	G
32	R1	2118	U
32	R1	2119	A
32	R1	2120	G
32	R1	2121	G
32	R1	2122	U
32	R1	2123	G
32	R1	2124	G
32	R1	2126	A
32	R1	2127	G
32	R1	2131	U
32	R1	2132	U
32	R1	2133	G
32	R1	2134	A
32	R1	2136	G
32	R1	2140	G
32	R1	2145	C
32	R1	2146	C
32	R1	2147	A
32	R1	2148	G
32	R1	2149	U
32	R1	2152	G
32	R1	2157	G
32	R1	2160	C
32	R1	2164	C
32	R1	2166	U
32	R1	2167	U
32	R1	2171	A
32	R1	2172	U
32	R1	2173	A
32	R1	2174	C
32	R1	2175	C
32	R1	2176	A
32	R1	2179	C
32	R1	2181	U
32	R1	2188	U

Continued on next page...

Continued from previous page...

Mol	Chain	Res	Type
32	R1	2189	U
32	R1	2195	U
32	R1	2198	A
32	R1	2203	U
32	R1	2204	G
32	R1	2211	A
32	R1	2214	C
32	R1	2225	A
32	R1	2226	C
32	R1	2238	G
32	R1	2239	G
32	R1	2250	G
32	R1	2266	A
32	R1	2278	A
32	R1	2283	C
32	R1	2287	A
32	R1	2288	A
32	R1	2301	C
32	R1	2305	U
32	R1	2309	A
32	R1	2310	C
32	R1	2319	G
32	R1	2320	U
32	R1	2322	A
32	R1	2325	G
32	R1	2327	A
32	R1	2333	A
32	R1	2334	U
32	R1	2344	U
32	R1	2345	G
32	R1	2350	C
32	R1	2359	C
32	R1	2361	G
32	R1	2371	G
32	R1	2376	A
32	R1	2383	G
32	R1	2385	C
32	R1	2396	G
32	R1	2402	U
32	R1	2423	U
32	R1	2429	G
32	R1	2430	A

Continued on next page...

Continued from previous page...

Mol	Chain	Res	Type
32	R1	2435	A
32	R1	2441	U
32	R1	2448	A
32	R1	2449	U
32	R1	2470	G
32	R1	2476	A
32	R1	2491	U
32	R1	2494	G
32	R1	2502	G
32	R1	2503	A
32	R1	2505	G
32	R1	2506	U
32	R1	2518	A
32	R1	2520	C
32	R1	2529	G
32	R1	2535	G
32	R1	2547	A
32	R1	2554	U
32	R1	2562	U
32	R1	2566	A
32	R1	2567	G
32	R1	2572	A
32	R1	2582	G
32	R1	2602	A
32	R1	2609	U
32	R1	2613	U
32	R1	2615	U
32	R1	2629	U
32	R1	2661	G
32	R1	2682	A
32	R1	2689	U
32	R1	2690	U
32	R1	2714	G
32	R1	2724	U
32	R1	2733	A
32	R1	2739	U
32	R1	2744	G
32	R1	2748	A
32	R1	2757	A
32	R1	2764	A
32	R1	2765	A
32	R1	2778	A

Continued on next page...

Continued from previous page...

Mol	Chain	Res	Type
32	R1	2779	U
32	R1	2791	G
32	R1	2793	C
32	R1	2796	U
32	R1	2797	U
32	R1	2798	U
32	R1	2799	A
32	R1	2800	A
32	R1	2818	U
32	R1	2820	A
32	R1	2835	A
32	R1	2836	U
32	R1	2848	G
32	R1	2861	U
32	R1	2867	G
32	R1	2868	A
32	R1	2883	A
32	R1	2891	U
32	R1	2901	C
32	R1	2902	C
33	R2	9	G
33	R2	12	C
33	R2	13	G
33	R2	30	C
33	R2	35	C
33	R2	41	G
33	R2	44	G
33	R2	45	A
33	R2	67	G
33	R2	87	U
33	R2	88	C
33	R2	89	U
33	R2	90	C
33	R2	108	A
33	R2	109	A
34	R3	4	U
34	R3	7	A
34	R3	9	G
34	R3	22	G
34	R3	32	A
34	R3	39	G
34	R3	47	C

Continued on next page...

Continued from previous page...

Mol	Chain	Res	Type
34	R3	48	C
34	R3	51	A
34	R3	64	G
34	R3	68	G
34	R3	70	U
34	R3	71	A
34	R3	72	A
34	R3	73	C
34	R3	81	A
34	R3	82	G
34	R3	83	C
34	R3	84	U
34	R3	86	G
34	R3	87	C
34	R3	88	U
34	R3	92	U
34	R3	94	G
34	R3	95	C
34	R3	96	U
34	R3	98	A
34	R3	100	G
34	R3	121	U
34	R3	130	A
34	R3	131	A
34	R3	135	C
34	R3	141	G
34	R3	154	U
34	R3	155	A
34	R3	156	C
34	R3	164	G
34	R3	173	U
34	R3	181	A
34	R3	182	A
34	R3	183	C
34	R3	197	A
34	R3	206	C
34	R3	208	U
34	R3	210	C
34	R3	211	G
34	R3	212	G
34	R3	214	C
34	R3	224	U

Continued on next page...

Continued from previous page...

Mol	Chain	Res	Type
34	R3	226	G
34	R3	240	G
34	R3	245	U
34	R3	247	G
34	R3	251	G
34	R3	266	G
34	R3	267	C
34	R3	281	G
34	R3	289	G
34	R3	293	G
34	R3	305	G
34	R3	306	A
34	R3	321	A
34	R3	328	C
34	R3	341	C
34	R3	344	A
34	R3	345	C
34	R3	351	G
34	R3	352	C
34	R3	353	A
34	R3	354	G
34	R3	356	A
34	R3	367	U
34	R3	372	C
34	R3	373	A
34	R3	378	G
34	R3	391	G
34	R3	392	C
34	R3	394	G
34	R3	398	U
34	R3	404	G
34	R3	406	G
34	R3	413	G
34	R3	414	A
34	R3	415	A
34	R3	420	U
34	R3	421	U
34	R3	422	C
34	R3	423	G
34	R3	424	G
34	R3	425	G
34	R3	429	U

Continued on next page...

Continued from previous page...

Mol	Chain	Res	Type
34	R3	438	U
34	R3	446	G
34	R3	448	A
34	R3	458	U
34	R3	459	A
34	R3	464	U
34	R3	465	A
34	R3	466	A
34	R3	467	U
34	R3	468	A
34	R3	469	C
34	R3	470	C
34	R3	473	U
34	R3	475	C
34	R3	479	U
34	R3	480	U
34	R3	482	A
34	R3	484	G
34	R3	485	U
34	R3	486	U
34	R3	487	A
34	R3	492	C
34	R3	493	A
34	R3	495	A
34	R3	496	A
34	R3	497	G
34	R3	500	G
34	R3	511	C
34	R3	513	C
34	R3	518	C
34	R3	524	G
34	R3	527	G
34	R3	529	G
34	R3	531	U
34	R3	532	A
34	R3	535	A
34	R3	540	G
34	R3	547	A
34	R3	549	C
34	R3	550	G
34	R3	559	A
34	R3	564	C

Continued on next page...

Continued from previous page...

Mol	Chain	Res	Type
34	R3	573	A
34	R3	576	C
34	R3	577	G
34	R3	579	A
34	R3	596	A
34	R3	614	C
34	R3	615	G
34	R3	621	A
34	R3	622	A
34	R3	654	G
34	R3	665	A
34	R3	682	G
34	R3	686	U
34	R3	721	G
34	R3	723	U
34	R3	724	G
34	R3	731	G
34	R3	734	G
34	R3	755	G
34	R3	777	A
34	R3	781	A
34	R3	815	A
34	R3	817	C
34	R3	818	G
34	R3	819	A
34	R3	832	G
34	R3	842	U
34	R3	843	U
34	R3	844	G
34	R3	846	G
34	R3	849	G
34	R3	851	G
34	R3	871	U
34	R3	872	A
34	R3	873	A
34	R3	885	G
34	R3	902	G
34	R3	926	G
34	R3	934	C
34	R3	945	G
34	R3	946	A
34	R3	947	G

Continued on next page...

Continued from previous page...

Mol	Chain	Res	Type
34	R3	954	G
34	R3	960	U
34	R3	961	U
34	R3	966	G
34	R3	969	A
34	R3	971	G
34	R3	975	A
34	R3	976	G
34	R3	977	A
34	R3	981	U
34	R3	992	U
34	R3	993	G
34	R3	999	C
34	R3	1004	A
34	R3	1005	A
34	R3	1014	A
34	R3	1020	G
34	R3	1023	U
34	R3	1025	U
34	R3	1028	C
34	R3	1029	U
34	R3	1031	C
34	R3	1032	G
34	R3	1033	G
34	R3	1034	G
34	R3	1044	A
34	R3	1046	A
34	R3	1053	G
34	R3	1066	C
34	R3	1094	G
34	R3	1095	U
34	R3	1099	G
34	R3	1101	A
34	R3	1132	C
34	R3	1136	C
34	R3	1137	C
34	R3	1138	G
34	R3	1139	G
34	R3	1155	A
34	R3	1158	C
34	R3	1159	U
34	R3	1167	A

Continued on next page...

Continued from previous page...

Mol	Chain	Res	Type
34	R3	1168	U
34	R3	1169	A
34	R3	1182	G
34	R3	1184	G
34	R3	1196	A
34	R3	1197	A
34	R3	1200	C
34	R3	1212	U
34	R3	1227	A
34	R3	1238	A
34	R3	1241	G
34	R3	1250	A
34	R3	1261	A
34	R3	1268	G
34	R3	1274	A
34	R3	1275	A
34	R3	1278	G
34	R3	1279	G
34	R3	1280	A
34	R3	1282	C
34	R3	1285	A
34	R3	1286	U
34	R3	1287	A
34	R3	1298	U
34	R3	1300	G
34	R3	1302	C
34	R3	1313	U
34	R3	1315	U
34	R3	1317	C
34	R3	1323	G
34	R3	1336	C
34	R3	1338	G
34	R3	1340	A
34	R3	1346	A
34	R3	1353	G
34	R3	1363	A
34	R3	1368	A
34	R3	1378	C
34	R3	1379	G
34	R3	1381	U
34	R3	1398	A
34	R3	1405	G

Continued on next page...

Continued from previous page...

Mol	Chain	Res	Type
34	R3	1419	G
34	R3	1429	A
34	R3	1441	A
34	R3	1443	C
34	R3	1446	A
34	R3	1448	C
34	R3	1451	U
34	R3	1487	G
34	R3	1492	A
34	R3	1493	A
34	R3	1497	G
34	R3	1499	A
34	R3	1502	A
34	R3	1503	A
34	R3	1506	U
34	R3	1517	G
34	R3	1529	G
34	R3	1530	G
34	R3	1533	C
34	R3	1534	A
34	R3	1537	U
34	R3	1538	C
34	R3	1540	U
35	T	1	G
35	T	3	G
35	T	8	4SU
35	T	9	G
35	T	15	C
35	T	16	C
35	T	17	U
35	T	18	G
35	T	19	G
35	T	20	H2U
35	T	21	A
35	T	47	U
35	T	48	C
35	T	54	5MU
35	T	55	PSU
35	T	56	C

All (21) RNA pucker outliers are listed below:

Mol	Chain	Res	Type
32	R1	100	U
32	R1	227	A
32	R1	372	G
32	R1	404	A
32	R1	774	G
32	R1	784	G
32	R1	1020	A
32	R1	1328	A
32	R1	1715	G
32	R1	2308	G
32	R1	2326	C
32	R1	2756	U
33	R2	66	A
34	R3	391	G
34	R3	653	U
34	R3	945	G
34	R3	1297	G
34	R3	1492	A
35	T	17	U
35	T	19	G
35	T	55	PSU

5.4 Non-standard residues in protein, DNA, RNA chains

5 non-standard protein/DNA/RNA residues are modelled in this entry.

In the following table, the Counts columns list the number of bonds (or angles) for which Mogul statistics could be retrieved, the number of bonds (or angles) that are observed in the model and the number of bonds (or angles) that are defined in the Chemical Component Dictionary. The Link column lists molecule types, if any, to which the group is linked. The Z score for a bond length (or angle) is the number of standard deviations the observed value is removed from the expected value. A bond length (or angle) with $|Z| > 2$ is considered an outlier worth inspection. RMSZ is the root-mean-square of all Z scores of the bond lengths (or angles).

Mol	Type	Chain	Res	Link	Bond lengths			Bond angles		
					Counts	RMSZ	$\# Z > 2$	Counts	RMSZ	$\# Z > 2$
35	4SU	T	8	35	18,21,22	3.50	7 (38%)	25,30,33	2.47	6 (24%)
35	H2U	T	20	35	18,21,22	4.47	5 (27%)	19,30,33	3.90	6 (31%)
35	4OC	T	32	35	20,23,24	2.55	4 (20%)	25,32,35	0.99	2 (8%)
35	PSU	T	55	35	18,21,22	2.12	9 (50%)	21,30,33	1.93	3 (14%)
35	5MU	T	54	35	19,22,23	1.98	8 (42%)	27,32,35	2.22	7 (25%)

In the following table, the Chirals column lists the number of chiral outliers, the number of chiral

centers analysed, the number of these observed in the model and the number defined in the Chemical Component Dictionary. Similar counts are reported in the Torsion and Rings columns. '-' means no outliers of that kind were identified.

Mol	Type	Chain	Res	Link	Chirals	Torsions	Rings
35	4SU	T	8	35	2/2/5/5	2/7/25/26	0/2/2/2
35	H2U	T	20	35	1/1/8/9	4/7/38/39	0/2/2/2
35	4OC	T	32	35	1/1/5/6	1/9/29/30	0/2/2/2
35	PSU	T	55	35	1/1/5/5	1/7/25/26	0/2/2/2
35	5MU	T	54	35	2/2/5/5	4/7/25/26	0/2/2/2

All (33) bond length outliers are listed below:

Mol	Chain	Res	Type	Atoms	Z	Observed(Å)	Ideal(Å)
35	T	20	H2U	O4-C4	11.49	1.46	1.23
35	T	8	4SU	O2-C2	9.78	1.40	1.23
35	T	32	4OC	O2-C2	8.96	1.40	1.23
35	T	20	H2U	C2-N1	8.15	1.46	1.35
35	T	20	H2U	C2-N3	7.86	1.51	1.38
35	T	20	H2U	O2-C2	7.84	1.37	1.23
35	T	8	4SU	C4-S4	7.39	1.82	1.68
35	T	20	H2U	C4-N3	5.84	1.47	1.37
35	T	8	4SU	C4-N3	-5.09	1.32	1.37
35	T	32	4OC	C4-N4	4.59	1.45	1.36
35	T	8	4SU	C2-N1	-4.02	1.32	1.38
35	T	32	4OC	C2-N1	-3.66	1.32	1.40
35	T	54	5MU	C4-C5	-3.60	1.39	1.44
35	T	54	5MU	C2-N1	-3.56	1.32	1.38
35	T	55	PSU	C1'-C5	3.49	1.58	1.50
35	T	55	PSU	C2-N3	-3.30	1.32	1.37
35	T	54	5MU	C6-C5	3.29	1.40	1.34
35	T	55	PSU	C2-N1	-3.29	1.32	1.36
35	T	8	4SU	C2-N3	-3.27	1.32	1.38
35	T	55	PSU	C4-N3	-3.25	1.32	1.38
35	T	55	PSU	C6-C5	3.10	1.38	1.35
35	T	55	PSU	O4-C4	-3.02	1.17	1.23
35	T	54	5MU	C4-N3	-2.95	1.33	1.38
35	T	54	5MU	C6-N1	-2.86	1.33	1.38
35	T	54	5MU	C2-N3	-2.69	1.33	1.38
35	T	8	4SU	C5-C4	-2.68	1.39	1.42
35	T	54	5MU	O2-C2	-2.34	1.18	1.23
35	T	8	4SU	C6-N1	-2.30	1.32	1.38
35	T	32	4OC	C6-N1	-2.28	1.32	1.38
35	T	55	PSU	C6-N1	-2.20	1.32	1.36

Continued on next page...

Continued from previous page...

Mol	Chain	Res	Type	Atoms	Z	Observed(Å)	Ideal(Å)
35	T	54	5MU	O4-C4	-2.15	1.19	1.23
35	T	55	PSU	O2-C2	-2.15	1.18	1.23
35	T	55	PSU	O4'-C1'	-2.04	1.41	1.43

All (24) bond angle outliers are listed below:

Mol	Chain	Res	Type	Atoms	Z	Observed(°)	Ideal(°)
35	T	20	H2U	O2-C2-N1	-10.37	110.64	123.10
35	T	20	H2U	O4-C4-N3	-7.29	109.06	120.30
35	T	8	4SU	C4-N3-C2	-7.07	120.54	127.31
35	T	20	H2U	O4-C4-C5	-6.64	108.61	122.20
35	T	20	H2U	O2-C2-N3	-5.91	110.59	121.49
35	T	55	PSU	N1-C2-N3	5.75	121.23	115.17
35	T	8	4SU	C5-C4-N3	5.62	119.98	114.75
35	T	8	4SU	N3-C2-N1	5.48	122.03	114.89
35	T	54	5MU	N3-C2-N1	5.01	121.42	114.89
35	T	54	5MU	C4-N3-C2	-4.99	120.79	127.34
35	T	20	H2U	N3-C2-N1	-4.80	111.83	116.65
35	T	20	H2U	C5-C4-N3	-4.66	111.73	116.69
35	T	54	5MU	C5-C4-N3	4.37	119.12	115.32
35	T	54	5MU	C5-C6-N1	-4.30	118.64	123.31
35	T	54	5MU	O4-C4-C5	-4.00	120.34	124.92
35	T	55	PSU	C4-N3-C2	-3.75	121.20	126.37
35	T	8	4SU	C5-C4-S4	-3.65	120.14	124.31
35	T	55	PSU	O2-C2-N1	-3.63	119.05	122.79
35	T	8	4SU	C6-C5-C4	-3.37	117.03	119.95
35	T	8	4SU	O2-C2-N1	-3.00	118.89	122.80
35	T	54	5MU	C1'-N1-C6	-2.44	117.13	121.15
35	T	32	4OC	O2-C2-N3	-2.41	118.53	122.33
35	T	54	5MU	C1'-N1-C2	2.25	121.64	117.59
35	T	32	4OC	N1-C2-N3	2.04	122.35	118.80

All (7) chirality outliers are listed below:

Mol	Chain	Res	Type	Atom
35	T	20	H2U	C2'
35	T	32	4OC	C2'
35	T	54	5MU	C4'
35	T	54	5MU	C3'
35	T	55	PSU	C4'
35	T	8	4SU	C2'
35	T	8	4SU	C1'

All (12) torsion outliers are listed below:

Mol	Chain	Res	Type	Atoms
35	T	20	H2U	O4'-C4'-C5'-O5'
35	T	20	H2U	O4'-C1'-N1-C2
35	T	20	H2U	O4'-C1'-N1-C6
35	T	54	5MU	C4'-C5'-O5'-P
35	T	55	PSU	C4'-C5'-O5'-P
35	T	54	5MU	C3'-C4'-C5'-O5'
35	T	20	H2U	C3'-C4'-C5'-O5'
35	T	54	5MU	O4'-C4'-C5'-O5'
35	T	8	4SU	O4'-C4'-C5'-O5'
35	T	8	4SU	C3'-C4'-C5'-O5'
35	T	32	4OC	C3'-C2'-O2'-CM2
35	T	54	5MU	C2'-C1'-N1-C2

There are no ring outliers.

3 monomers are involved in 2 short contacts:

Mol	Chain	Res	Type	Clashes	Symm-Clashes
35	T	20	H2U	1	0
35	T	55	PSU	1	0
35	T	54	5MU	1	0

5.5 Carbohydrates [i](#)

There are no oligosaccharides in this entry.

5.6 Ligand geometry [i](#)

Of 254 ligands modelled in this entry, 251 are monoatomic - leaving 3 for Mogul analysis.

In the following table, the Counts columns list the number of bonds (or angles) for which Mogul statistics could be retrieved, the number of bonds (or angles) that are observed in the model and the number of bonds (or angles) that are defined in the Chemical Component Dictionary. The Link column lists molecule types, if any, to which the group is linked. The Z score for a bond length (or angle) is the number of standard deviations the observed value is removed from the expected value. A bond length (or angle) with $|Z| > 2$ is considered an outlier worth inspection. RMSZ is the root-mean-square of all Z scores of the bond lengths (or angles).

Mol	Type	Chain	Res	Link	Bond lengths			Bond angles		
					Counts	RMSZ	$\# Z > 2$	Counts	RMSZ	$\# Z > 2$
60	ATP	Y	602	61	28,33,33	0.65	0	34,52,52	0.62	1 (2%)

Mol	Type	Chain	Res	Link	Bond lengths			Bond angles		
					Counts	RMSZ	# Z > 2	Counts	RMSZ	# Z > 2
60	ATP	Y	601	61	28,33,33	0.64	0	34,52,52	0.59	1 (2%)
59	FME	T	101	35	8,9,10	0.96	0	8,9,11	0.91	0

In the following table, the Chirals column lists the number of chiral outliers, the number of chiral centers analysed, the number of these observed in the model and the number defined in the Chemical Component Dictionary. Similar counts are reported in the Torsion and Rings columns. '-' means no outliers of that kind were identified.

Mol	Type	Chain	Res	Link	Chirals	Torsions	Rings
60	ATP	Y	602	61	-	10/18/38/38	0/3/3/3
60	ATP	Y	601	61	-	7/18/38/38	0/3/3/3
59	FME	T	101	35	-	3/7/9/11	-

There are no bond length outliers.

All (2) bond angle outliers are listed below:

Mol	Chain	Res	Type	Atoms	Z	Observed(°)	Ideal(°)
60	Y	602	ATP	C5-C6-N6	2.31	123.83	120.31
60	Y	601	ATP	C5-C6-N6	2.31	123.83	120.31

There are no chirality outliers.

All (20) torsion outliers are listed below:

Mol	Chain	Res	Type	Atoms
59	T	101	FME	O1-CN-N-CA
59	T	101	FME	CB-CA-N-CN
60	Y	601	ATP	C5'-O5'-PA-O1A
60	Y	601	ATP	C5'-O5'-PA-O2A
60	Y	601	ATP	C5'-O5'-PA-O3A
60	Y	602	ATP	PB-O3B-PG-O3G
60	Y	602	ATP	C5'-O5'-PA-O2A
60	Y	601	ATP	O4'-C4'-C5'-O5'
60	Y	601	ATP	C3'-C4'-C5'-O5'
59	T	101	FME	N-CA-CB-CG
60	Y	601	ATP	PB-O3B-PG-O2G
60	Y	602	ATP	PG-O3B-PB-O2B
60	Y	602	ATP	C5'-O5'-PA-O1A
60	Y	602	ATP	C5'-O5'-PA-O3A
60	Y	602	ATP	PA-O3A-PB-O3B
60	Y	602	ATP	C4'-C5'-O5'-PA

Continued on next page...

Continued from previous page...

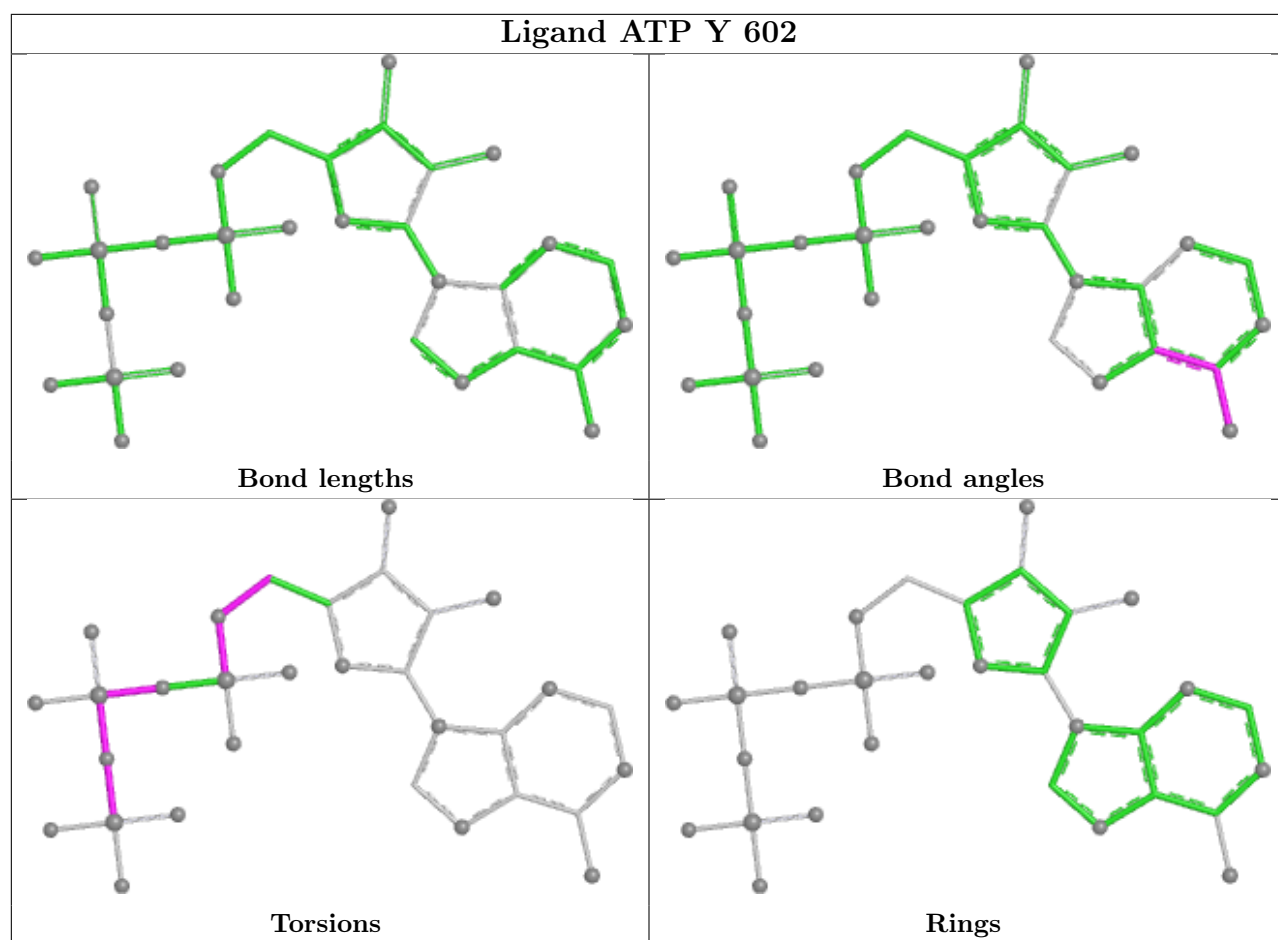
Mol	Chain	Res	Type	Atoms
60	Y	602	ATP	PB-O3B-PG-O2G
60	Y	602	ATP	PG-O3B-PB-O1B
60	Y	602	ATP	PA-O3A-PB-O1B
60	Y	601	ATP	PA-O3A-PB-O2B

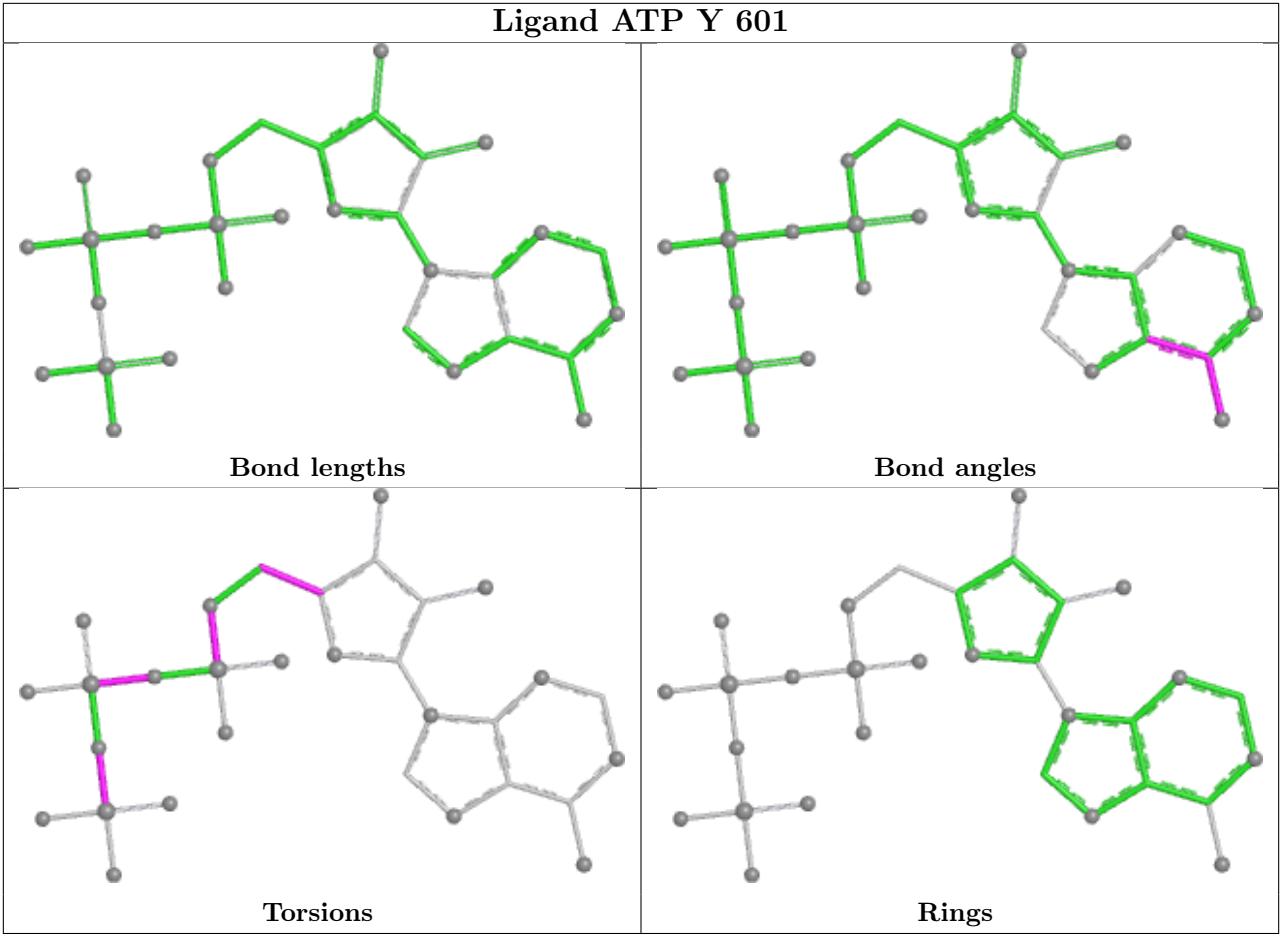
There are no ring outliers.

1 monomer is involved in 1 short contact:

Mol	Chain	Res	Type	Clashes	Symm-Clashes
60	Y	602	ATP	1	0

The following is a two-dimensional graphical depiction of Mogul quality analysis of bond lengths, bond angles, torsion angles, and ring geometry for all instances of the Ligand of Interest. In addition, ligands with molecular weight > 250 and outliers as shown on the validation Tables will also be included. For torsion angles, if less than 5% of the Mogul distribution of torsion angles is within 10 degrees of the torsion angle in question, then that torsion angle is considered an outlier. Any bond that is central to one or more torsion angles identified as an outlier by Mogul will be highlighted in the graph. For rings, the root-mean-square deviation (RMSD) between the ring in question and similar rings identified by Mogul is calculated over all ring torsion angles. If the average RMSD is greater than 60 degrees and the minimal RMSD between the ring in question and any Mogul-identified rings is also greater than 60 degrees, then that ring is considered an outlier. The outliers are highlighted in purple. The color gray indicates Mogul did not find sufficient equivalents in the CSD to analyse the geometry.





5.7 Other polymers ⓘ

There are no such residues in this entry.

5.8 Polymer linkage issues ⓘ

The following chains have linkage breaks:

Mol	Chain	Number of breaks
36	Y	1

All chain breaks are listed below:

Model	Chain	Residue-1	Atom-1	Residue-2	Atom-2	Distance (Å)
1	Y	87:MET	C	88:GLY	N	3.99

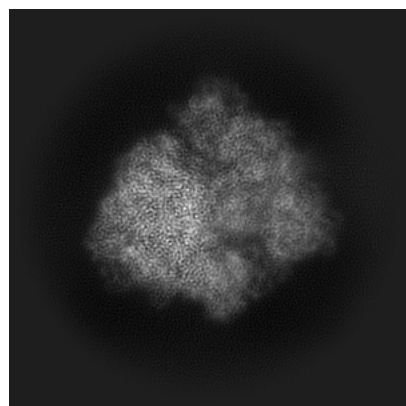
6 Map visualisation [i](#)

This section contains visualisations of the EMDB entry EMD-40925. These allow visual inspection of the internal detail of the map and identification of artifacts.

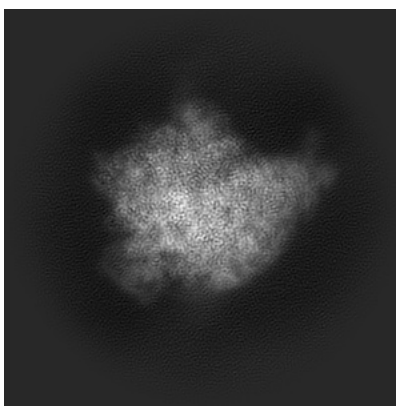
Images derived from a raw map, generated by summing the deposited half-maps, are presented below the corresponding image components of the primary map to allow further visual inspection and comparison with those of the primary map.

6.1 Orthogonal projections [i](#)

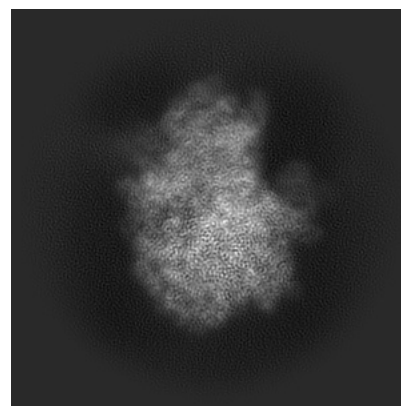
6.1.1 Primary map



X

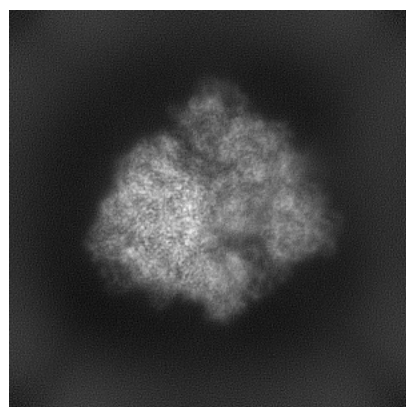


Y

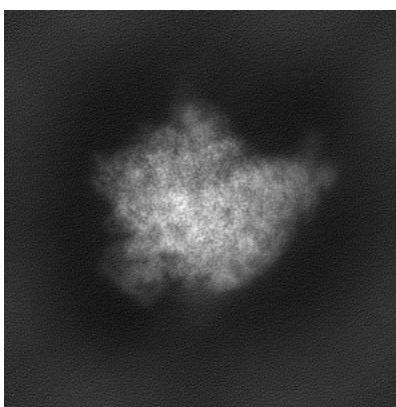


Z

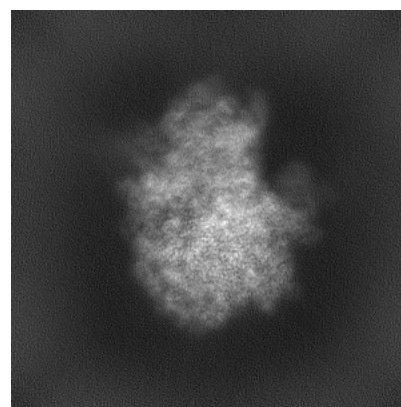
6.1.2 Raw map



X



Y

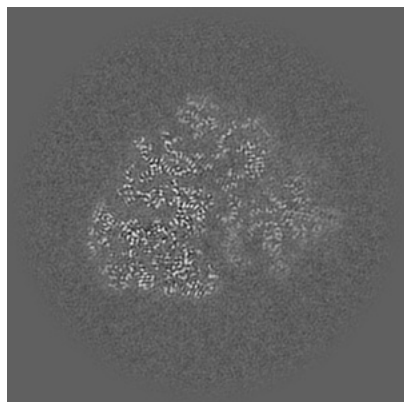


Z

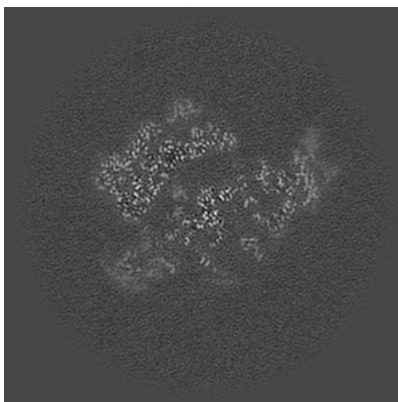
The images above show the map projected in three orthogonal directions.

6.2 Central slices [i](#)

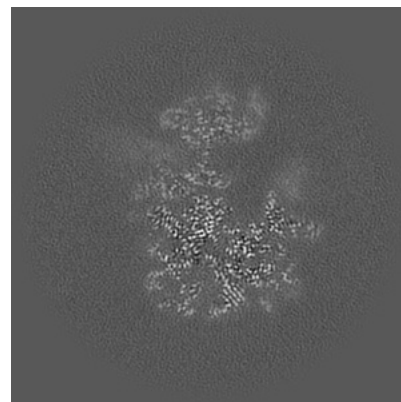
6.2.1 Primary map



X Index: 200

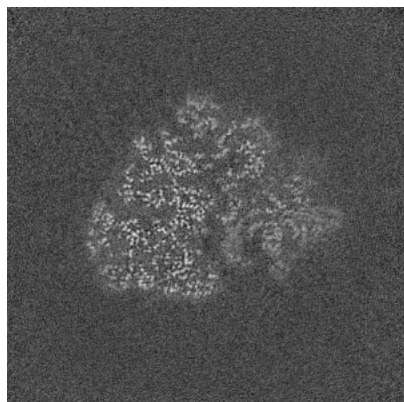


Y Index: 200

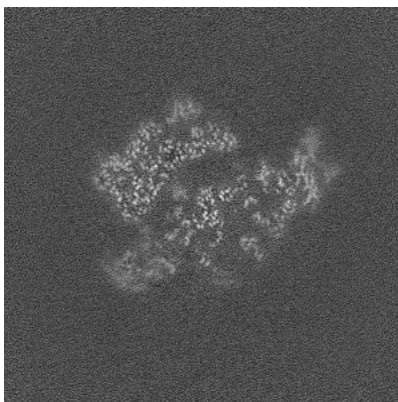


Z Index: 200

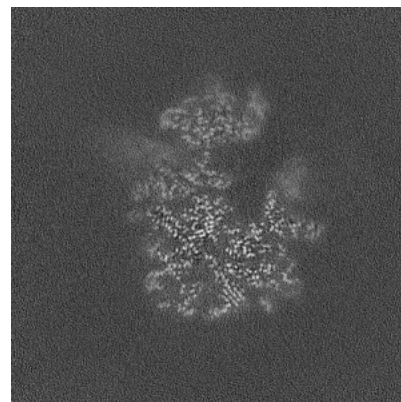
6.2.2 Raw map



X Index: 200



Y Index: 200

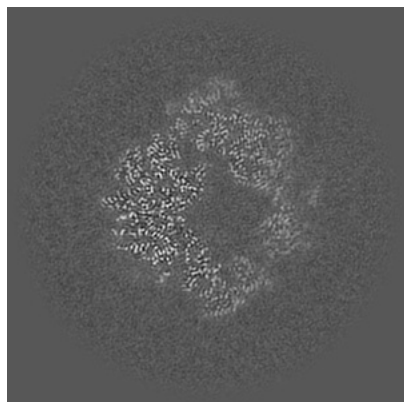


Z Index: 200

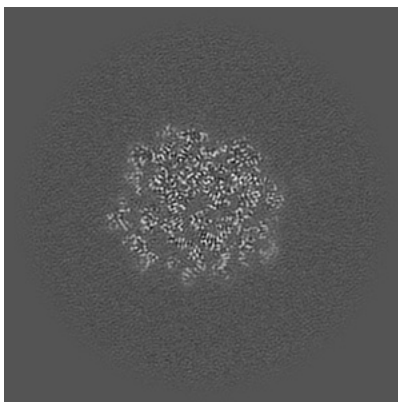
The images above show central slices of the map in three orthogonal directions.

6.3 Largest variance slices [i](#)

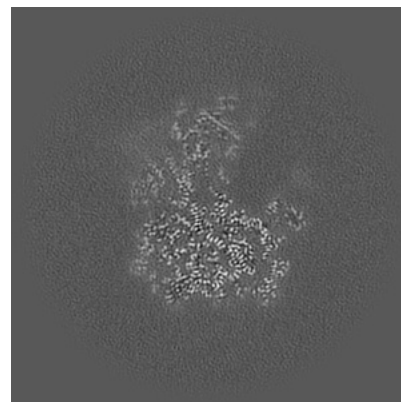
6.3.1 Primary map



X Index: 224

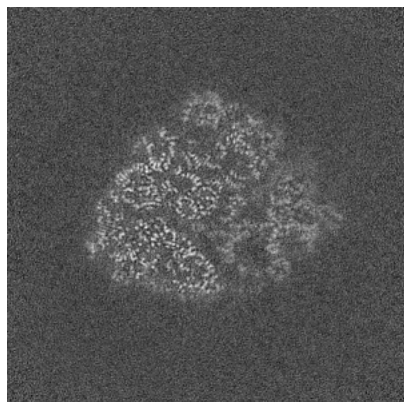


Y Index: 156

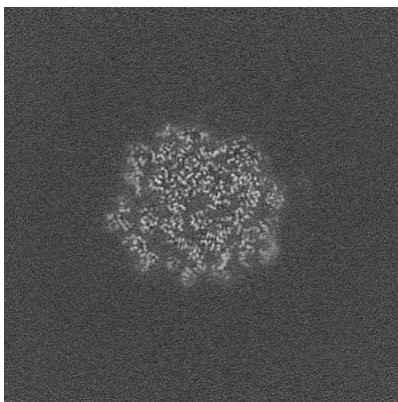


Z Index: 217

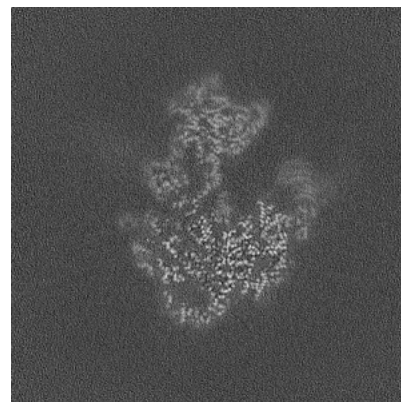
6.3.2 Raw map



X Index: 206



Y Index: 156

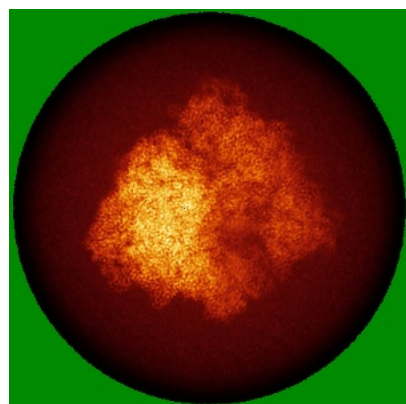


Z Index: 181

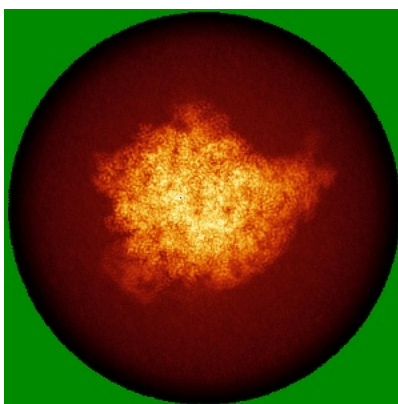
The images above show the largest variance slices of the map in three orthogonal directions.

6.4 Orthogonal standard-deviation projections (False-color) [i](#)

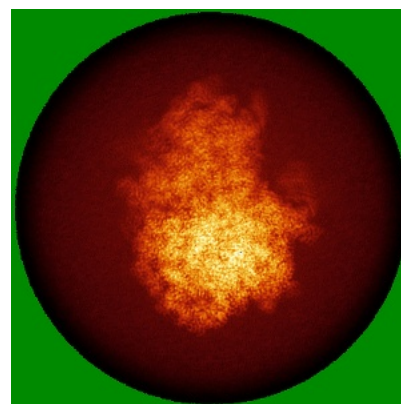
6.4.1 Primary map



X

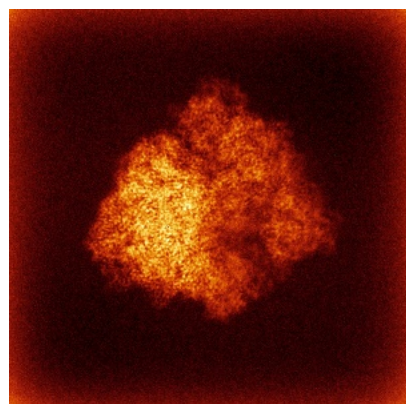


Y

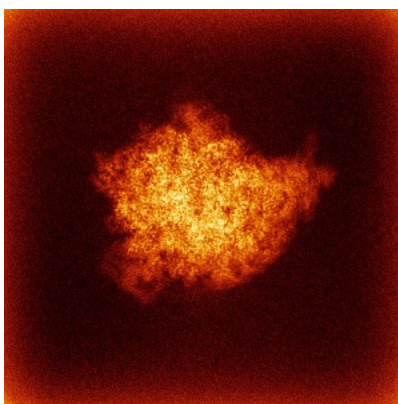


Z

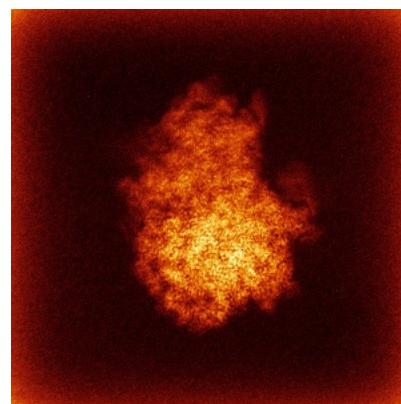
6.4.2 Raw map



X



Y

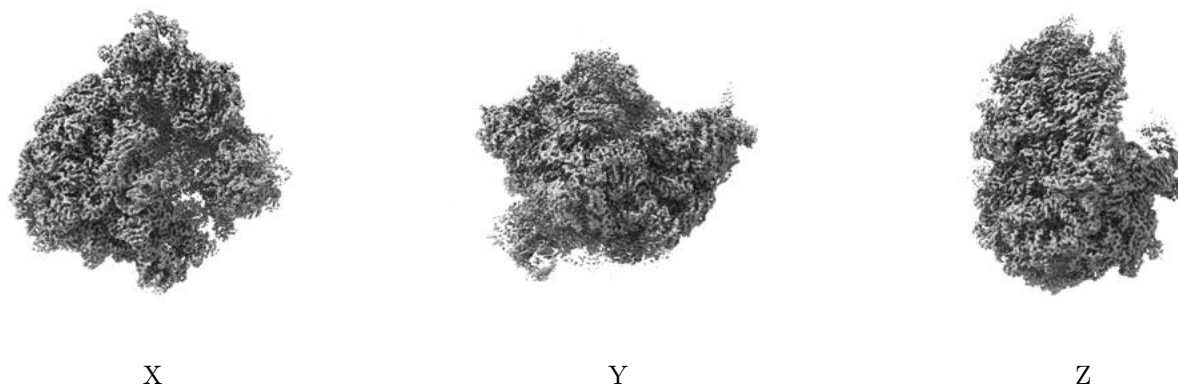


Z

The images above show the map standard deviation projections with false color in three orthogonal directions. Minimum values are shown in green, max in blue, and dark to light orange shades represent small to large values respectively.


6.5 Orthogonal surface views [i](#)

6.5.1 Primary map



The images above show the 3D surface view of the map at the recommended contour level 0.9. These images, in conjunction with the slice images, may facilitate assessment of whether an appropriate contour level has been provided.

6.5.2 Raw map



These images show the 3D surface of the raw map. The raw map's contour level was selected so that its surface encloses the same volume as the primary map does at its recommended contour level.

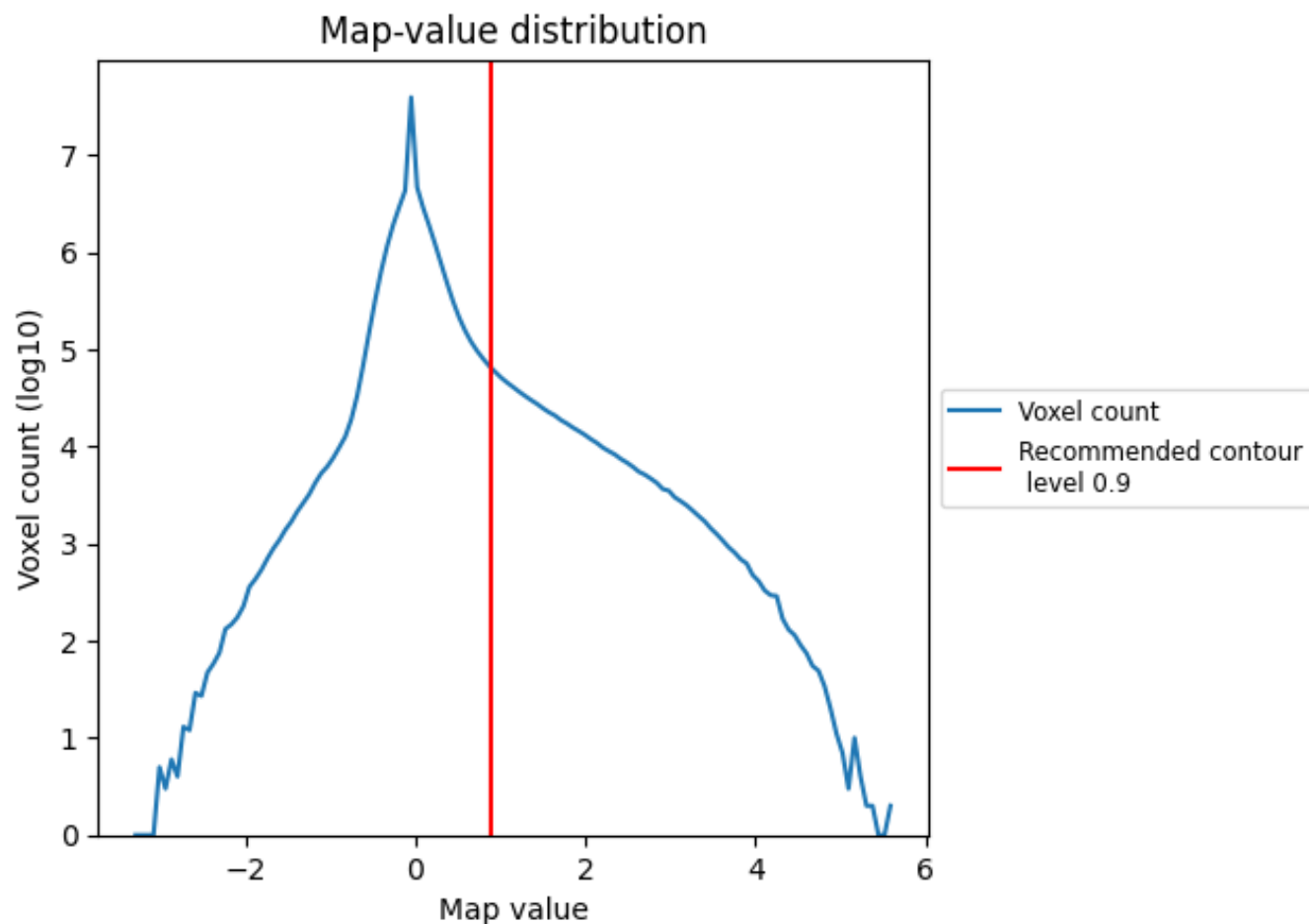
6.6 Mask visualisation [i](#)

This section was not generated. No masks/segmentation were deposited.

7 Map analysis [i](#)

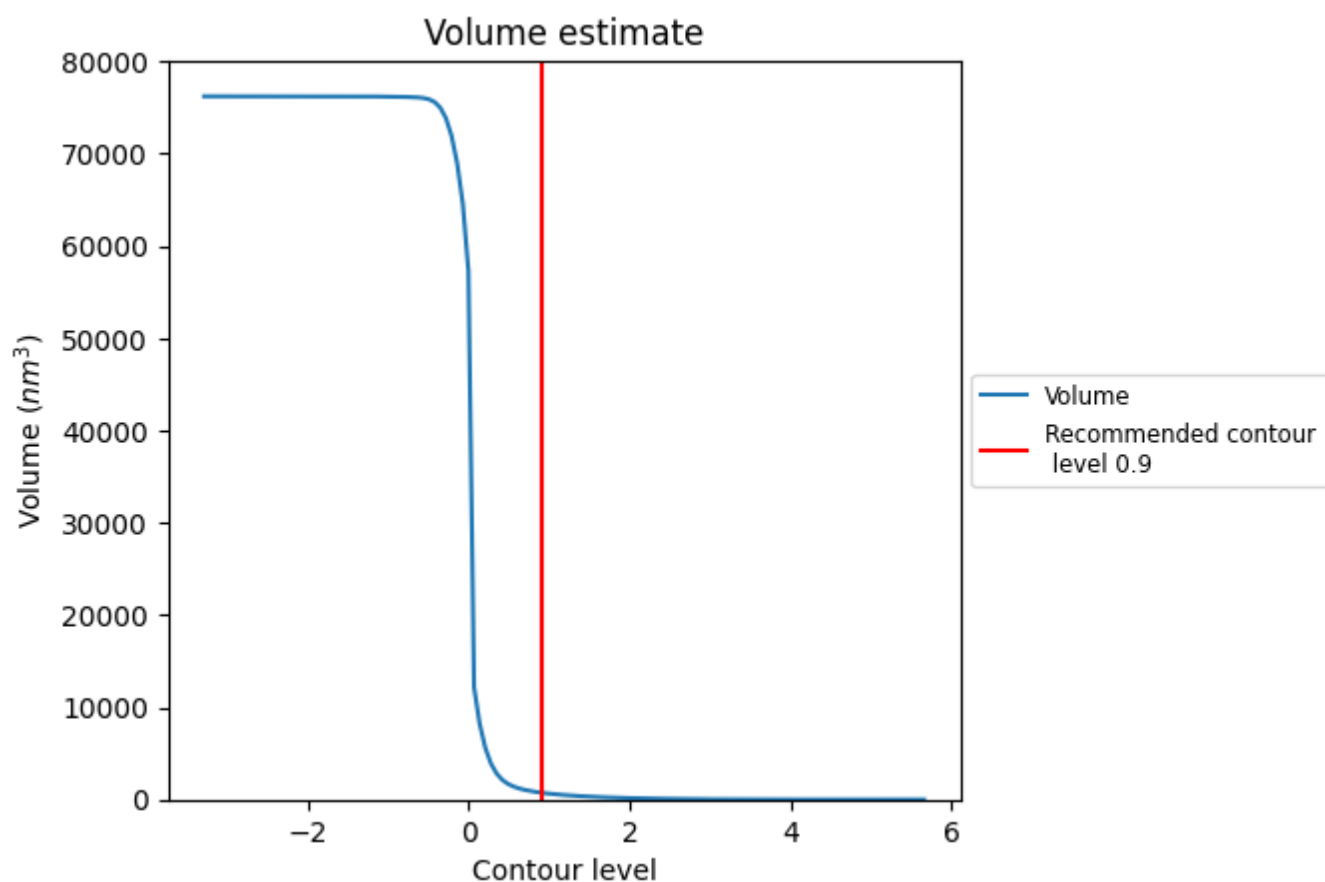
This section contains the results of statistical analysis of the map.

7.1 Map-value distribution [i](#)



The map-value distribution is plotted in 128 intervals along the x-axis. The y-axis is logarithmic. A spike in this graph at zero usually indicates that the volume has been masked.

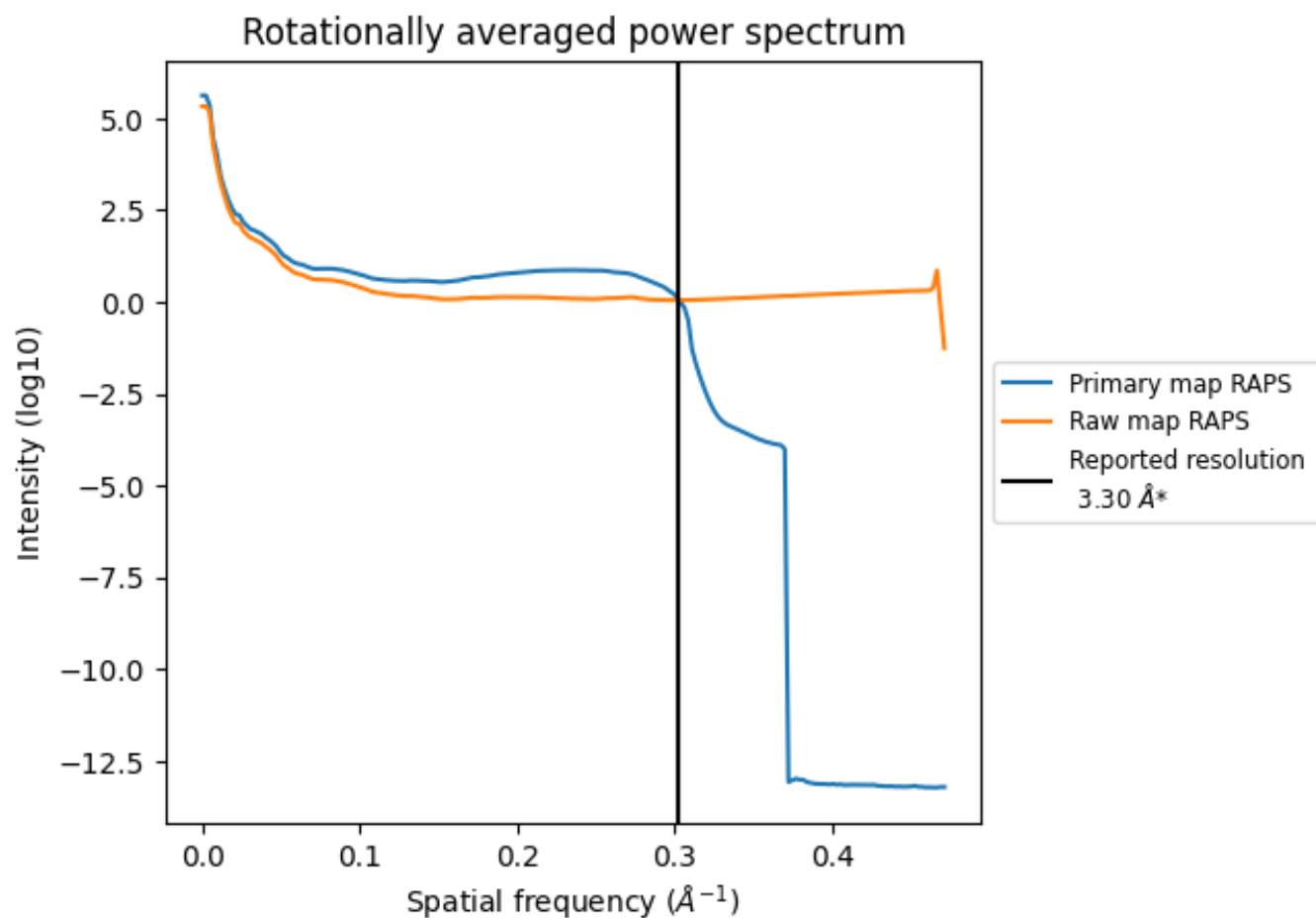
7.2 Volume estimate [i](#)



The volume at the recommended contour level is 743 nm³; this corresponds to an approximate mass of 671 kDa.

The volume estimate graph shows how the enclosed volume varies with the contour level. The recommended contour level is shown as a vertical line and the intersection between the line and the curve gives the volume of the enclosed surface at the given level.

7.3 Rotationally averaged power spectrum ⓘ

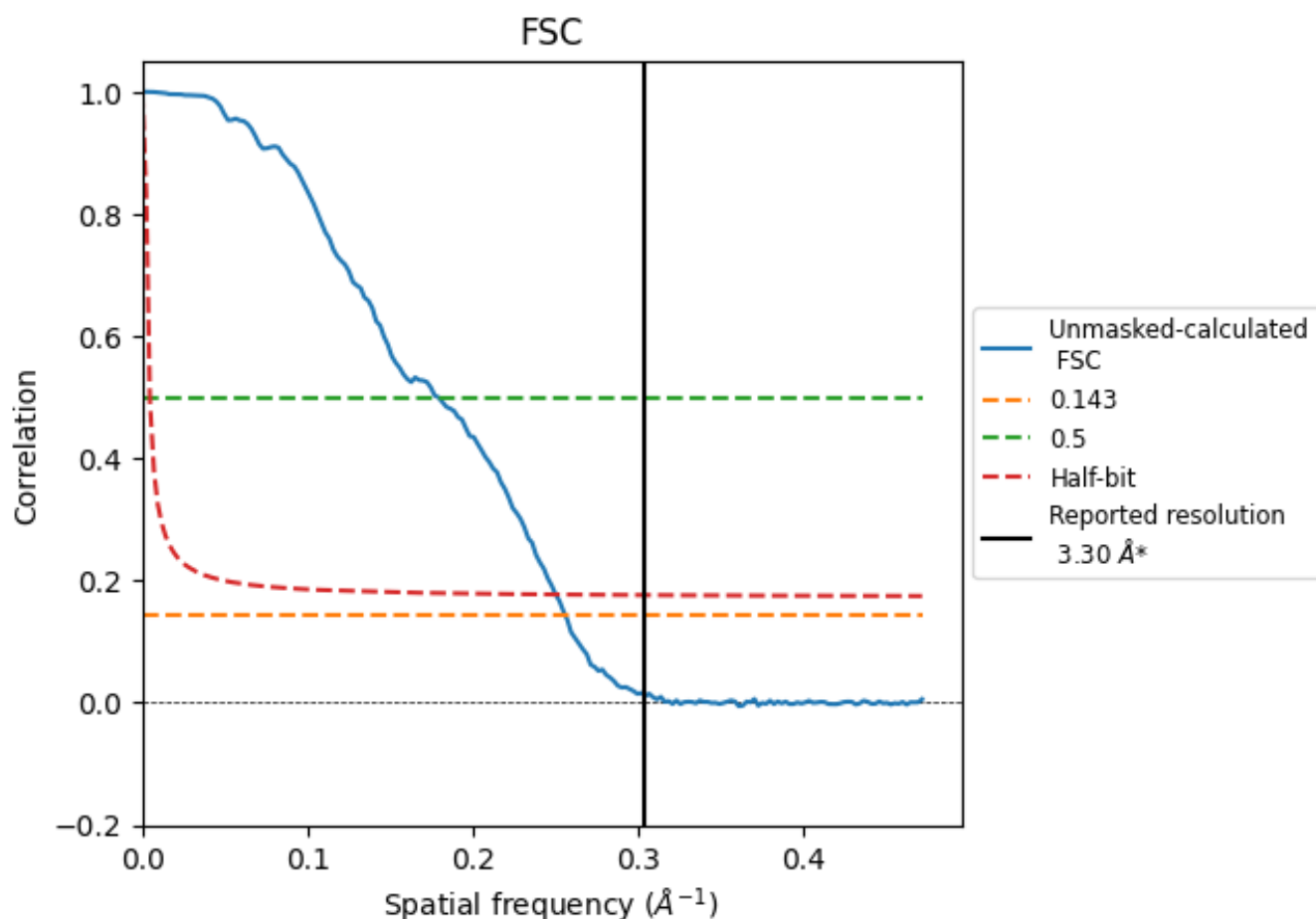


*Reported resolution corresponds to spatial frequency of 0.303 \AA^{-1}

8 Fourier-Shell correlation [i](#)

Fourier-Shell Correlation (FSC) is the most commonly used method to estimate the resolution of single-particle and subtomogram-averaged maps. The shape of the curve depends on the imposed symmetry, mask and whether or not the two 3D reconstructions used were processed from a common reference. The reported resolution is shown as a black line. A curve is displayed for the half-bit criterion in addition to lines showing the 0.143 gold standard cut-off and 0.5 cut-off.

8.1 FSC [i](#)



*Reported resolution corresponds to spatial frequency of 0.303 \AA^{-1}

8.2 Resolution estimates [i](#)

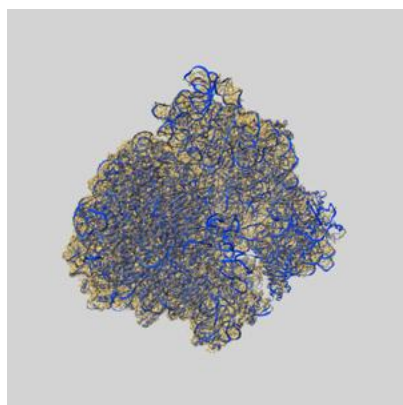
Resolution estimate (Å)	Estimation criterion (FSC cut-off)		
	0.143	0.5	Half-bit
Reported by author	3.30	-	-
Author-provided FSC curve	-	-	-
Unmasked-calculated*	3.91	5.59	4.00

*Resolution estimate based on FSC curve calculated by comparison of deposited half-maps. The value from deposited half-maps intersecting FSC 0.143 CUT-OFF 3.91 differs from the reported value 3.3 by more than 10 %

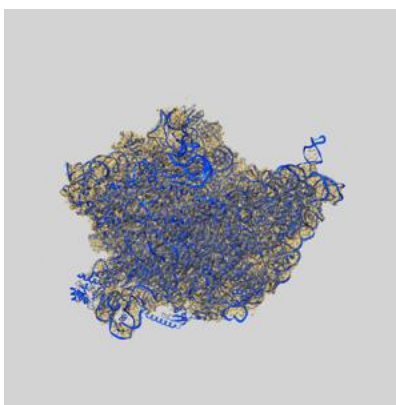
9 Map-model fit [i](#)

This section contains information regarding the fit between EMDB map EMD-40925 and PDB model 9NLS. Per-residue inclusion information can be found in section [3](#) on page [17](#).

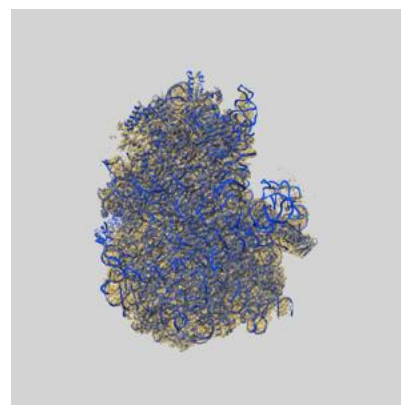
9.1 Map-model overlay [i](#)



X



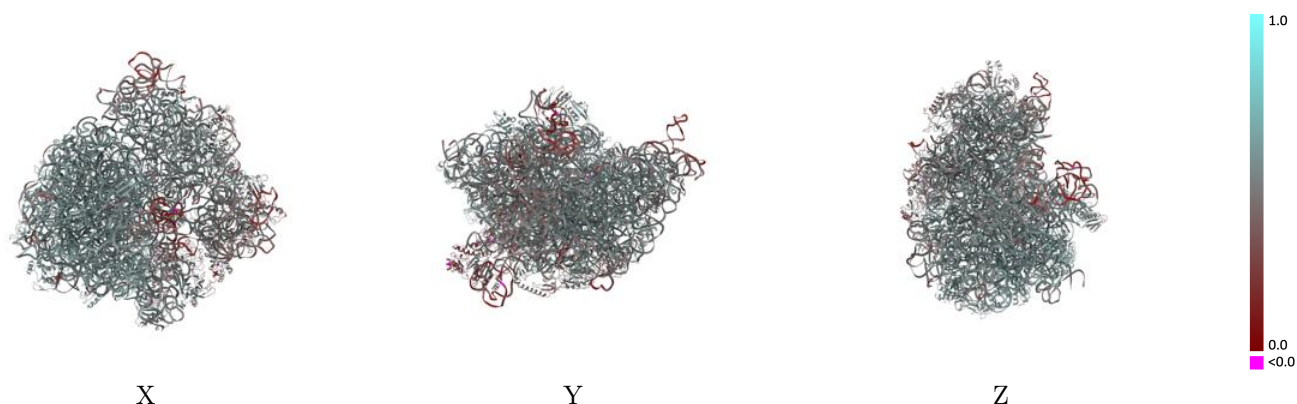
Y



Z

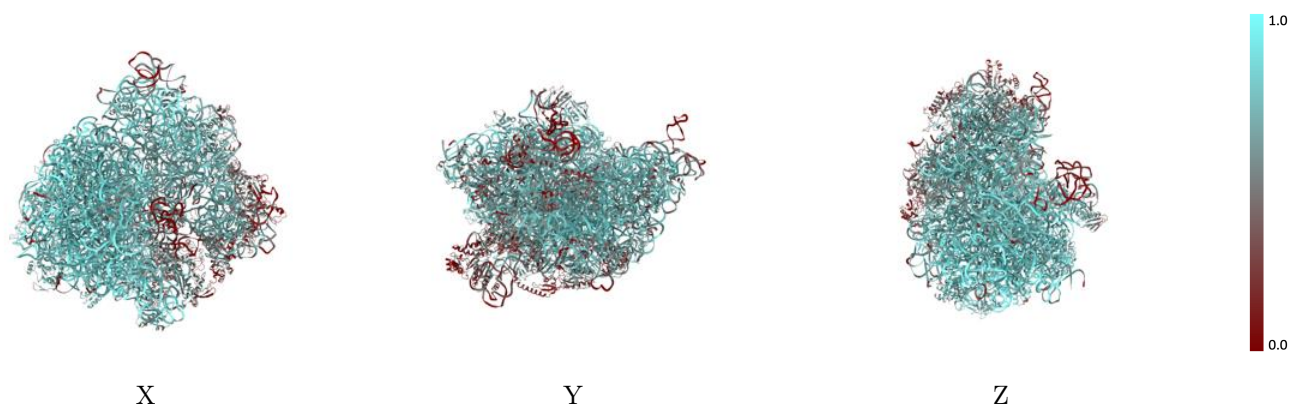
The images above show the 3D surface view of the map at the recommended contour level 0.9 at 50% transparency in yellow overlaid with a ribbon representation of the model coloured in blue. These images allow for the visual assessment of the quality of fit between the atomic model and the map.

9.2 Q-score mapped to coordinate model [i](#)



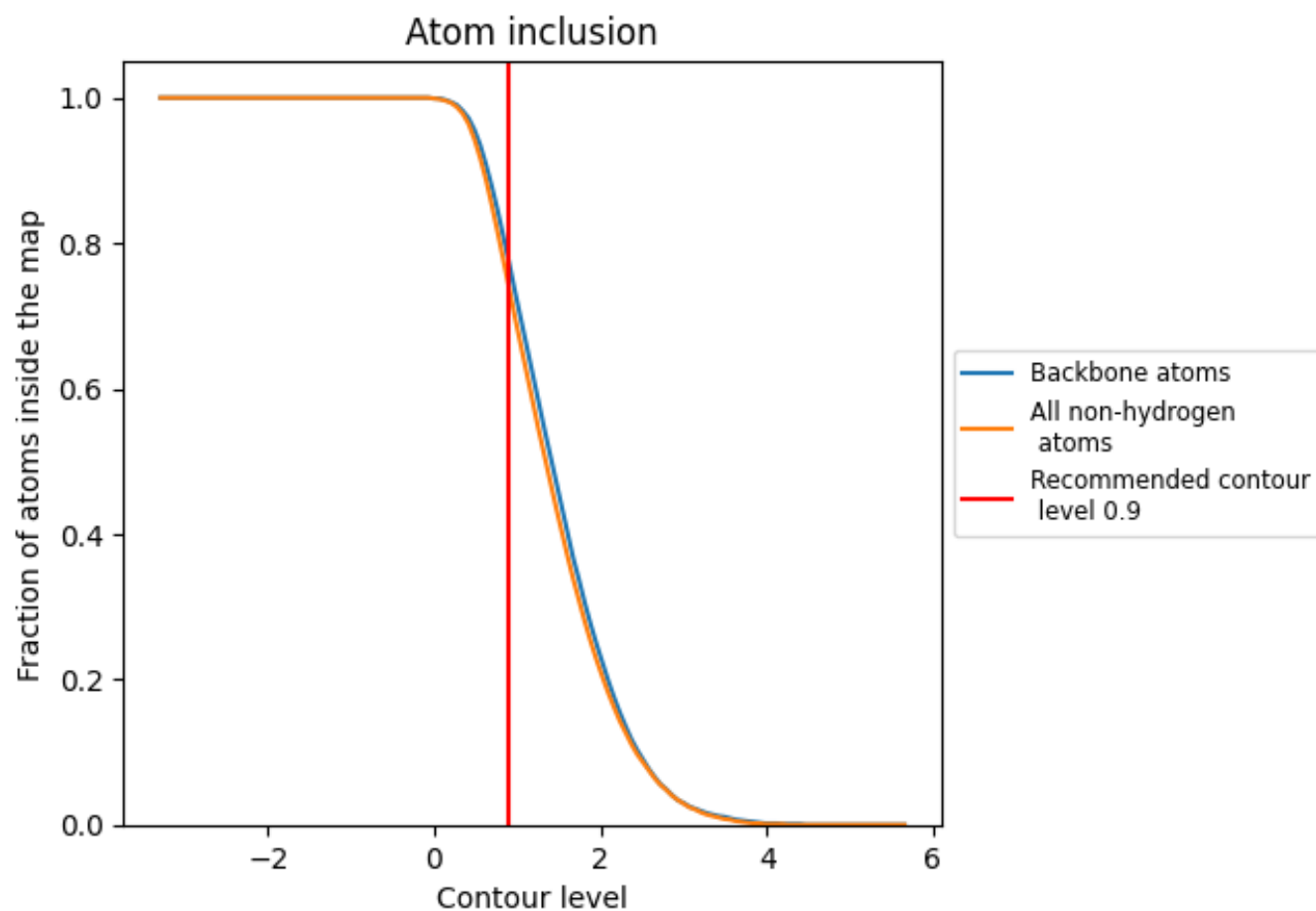
The images above show the model with each residue coloured according to its Q-score. This shows their resolvability in the map with higher Q-score values reflecting better resolvability. Please note: Q-score is calculating the resolvability of atoms, and thus high values are only expected at resolutions at which atoms can be resolved. Low Q-score values may therefore be expected for many entries.

9.3 Atom inclusion mapped to coordinate model [i](#)



The images above show the model with each residue coloured according to its atom inclusion. This shows to what extent they are inside the map at the recommended contour level (0.9).







































































9.4 Atom inclusion [i](#)



At the recommended contour level, 77% of all backbone atoms, 74% of all non-hydrogen atoms, are inside the map.

9.5 Map-model fit summary ⓘ













































The table lists the average atom inclusion at the recommended contour level (0.9) and Q-score for the entire model and for each chain.

Chain	Atom inclusion	Q-score
All	 0.7400	 0.5070
1	 0.2240	 0.3810
13	 0.8250	 0.5770
14	 0.7790	 0.5700
15	 0.7980	 0.5680
16	 0.8020	 0.5730
17	 0.8440	 0.5740
18	 0.7010	 0.5460
19	 0.7710	 0.5730
2	 0.8130	 0.5730
20	 0.8620	 0.5810
21	 0.7420	 0.5560
22	 0.8230	 0.5740
23	 0.7630	 0.5600
24	 0.7030	 0.5390
25	 0.7150	 0.5620
27	 0.8090	 0.5750
28	 0.7940	 0.5670
29	 0.6660	 0.5380
3	 0.8150	 0.5710
30	 0.7760	 0.5640
31	 0.2110	 0.3930
32	 0.7980	 0.5760
33	 0.7460	 0.5520
34	 0.8650	 0.5860
35	 0.8720	 0.5880
36	 0.8290	 0.5780
4	 0.7510	 0.5570
5	 0.5280	 0.4990
6	 0.5840	 0.5180
9	 0.2240	 0.4260
M	 0.3800	 0.4480
R1	 0.8440	 0.5230
R2	 0.8120	 0.5010
R3	 0.7510	 0.4770



Continued on next page...

Continued from previous page...

Chain	Atom inclusion	Q-score
T	 0.5320	 0.4300
Y	 0.3520	 0.4050
sb	 0.4150	 0.4440
sc	 0.4950	 0.5010
sd	 0.5510	 0.5030
se	 0.6510	 0.5220
sf	 0.4280	 0.4640
sg	 0.4170	 0.4600
sh	 0.6650	 0.5310
si	 0.5040	 0.4730
sj	 0.3770	 0.4480
sk	 0.4920	 0.4790
sl	 0.6500	 0.5280
sm	 0.4300	 0.4640
sn	 0.5030	 0.4610
so	 0.5970	 0.5250
sp	 0.6830	 0.5260
sq	 0.5870	 0.5160
sr	 0.5640	 0.4890
ss	 0.3620	 0.4270
st	 0.6850	 0.5290
su	 0.3500	 0.3950