



wwPDB EM Validation Summary Report ⓘ

Apr 9, 2025 – 07:04 AM EDT

PDB ID : 9MJN / pdb_00009mjn
EMDB ID : EMD-48317
Title : Near complete virion structure of bacteriophage PhiTE
Authors : Hodgkinson-Bean, J.; Ayala, R.
Deposited on : 2024-12-16
Resolution : 12.70 Å(reported)

This is a wwPDB EM Validation Summary Report for a publicly released PDB entry.

We welcome your comments at validation@mail.wwpdb.org

A user guide is available at

<https://www.wwpdb.org/validation/2017/EMValidationReportHelp>

with specific help available everywhere you see the ⓘ symbol.

The types of validation reports are described at

<http://www.wwpdb.org/validation/2017/FAQs#types>.

The following versions of software and data (see [references ⓘ](#)) were used in the production of this report:

EMDB validation analysis : 0.0.1.dev117
MolProbity : 4.02b-467
Percentile statistics : 20231227.v01 (using entries in the PDB archive December 27th 2023)
MapQ : **FAILED**
Ideal geometry (proteins) : Engh & Huber (2001)
Ideal geometry (DNA, RNA) : Parkinson et al. (1996)
Validation Pipeline (wwPDB-VP) : 2.42

1 Overall quality at a glance ⓘ


















The following experimental techniques were used to determine the structure:

ELECTRON MICROSCOPY

The reported resolution of this entry is 12.70 Å.








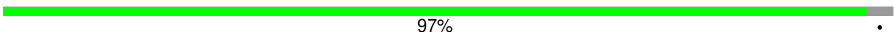
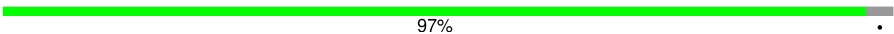
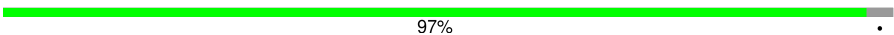
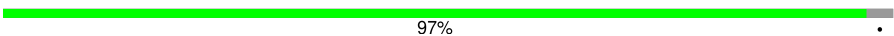
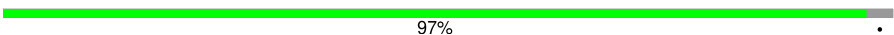
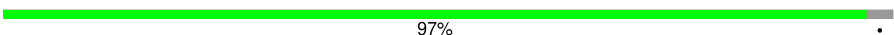






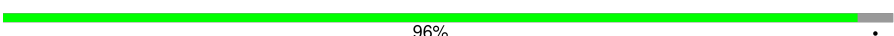


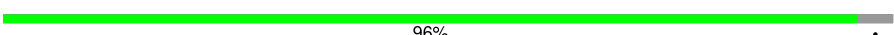
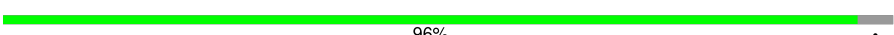
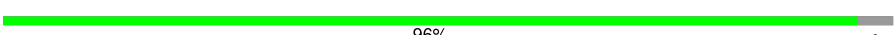
There are no overall percentile quality scores available for this entry.

The table below summarises the geometric issues observed across the polymeric chains and their fit to the map. The red, orange, yellow and green segments of the bar indicate the fraction of residues that contain outliers for ≥ 3 , 2, 1 and 0 types of geometric quality criteria respectively. A grey segment represents the fraction of residues that are not modelled. The numeric value for each fraction is indicated below the corresponding segment, with a dot representing fractions $\leq 5\%$

Mol	Chain	Length	Quality of chain	
1	A	507		77% 23%
1	B	507		77% 23%
1	K	507		77% 23%
1	L	507		77% 23%
1	U	507		77% 23%
1	V	507		77% 23%
1	e	507		77% 23%
1	f	507		77% 23%
1	o	507		77% 23%
1	p	507		77% 23%
1	y	507		77% 23%
1	z	507		77% 23%
2	1	175		91% 9%
2	2	175		91% 9%
2	C	175		91% 9%
2	D	175		91% 9%
2	M	175		91% 9%

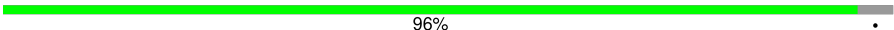
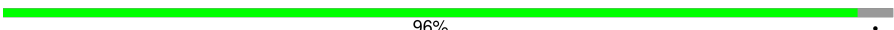
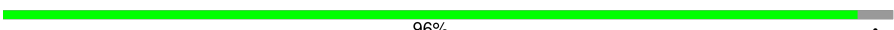
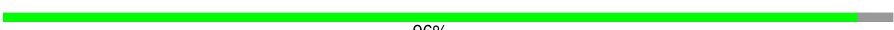










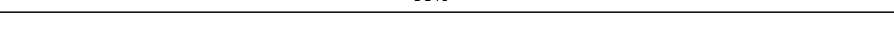
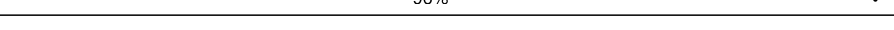
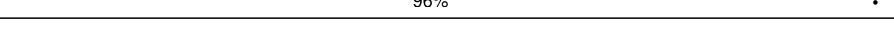
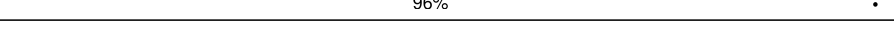
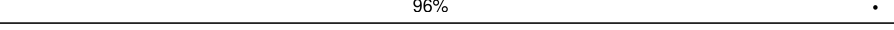


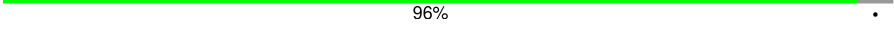
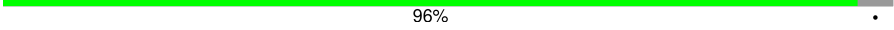
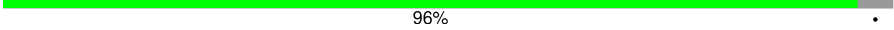
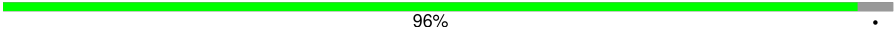
Continued on next page...

Continued from previous page...

Mol	Chain	Length	Quality of chain
2	N	175	 91% 9%
2	W	175	 91% 9%
2	X	175	 91% 9%
2	g	175	 91% 9%
2	h	175	 91% 9%
2	q	175	 91% 9%
2	r	175	 91% 9%
3	3	146	 97% .
3	E	146	 97% .
3	O	146	 97% .
3	Y	146	 97% .
3	i	146	 97% .
3	s	146	 97% .
4	4	235	 91% 9%
4	F	235	 91% 9%
4	P	235	 91% 9%
4	Z	235	 91% 9%
4	j	235	 91% 9%
4	t	235	 91% 9%
5	0	160	 96% .
5	5	160	 88% 12%
5	6	160	 92% 8%
5	A0	160	 96% .
5	A2	160	 96% .
5	A4	160	 96% .

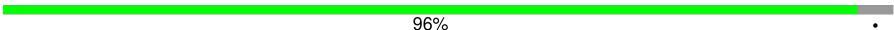
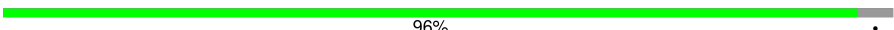
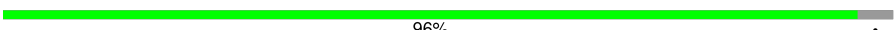
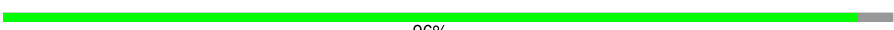










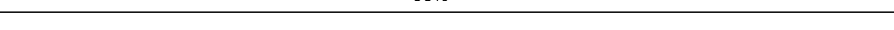
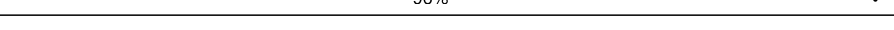
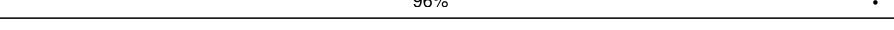
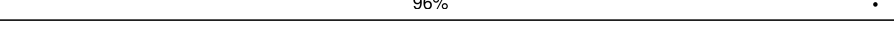
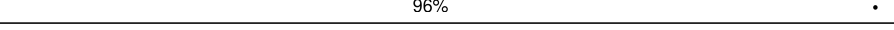


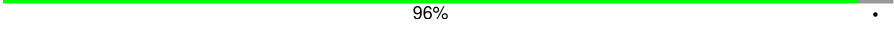
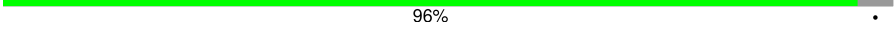
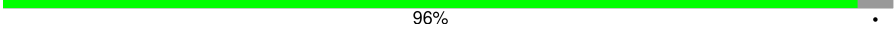
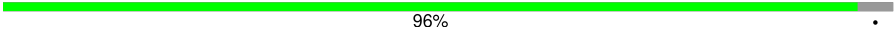
Continued on next page...

Continued from previous page...

Mol	Chain	Length	Quality of chain
5	A6	160	 96% .
5	A8	160	 96% .
5	AB	160	 96% .
5	AD	160	 96% .
5	AF	160	 96% .
5	AH	160	 96% .
5	AJ	160	 96% .
5	AL	160	 96% .
5	AN	160	 96% .
5	AP	160	 96% .
5	AR	160	 96% .
5	AT	160	 96% .
5	AV	160	 96% .
5	AX	160	 96% .
5	AZ	160	 96% .
5	Ab	160	 96% .
5	Ad	160	 96% .
5	Af	160	 96% .
5	Ah	160	 96% .
5	Aj	160	 96% .
5	Al	160	 96% .
5	An	160	 96% .
5	Ap	160	 96% .
5	Ar	160	 96% .
5	At	160	 96% .

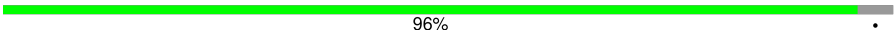
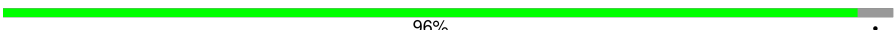
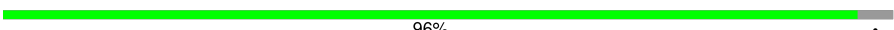
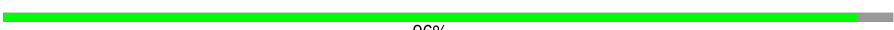










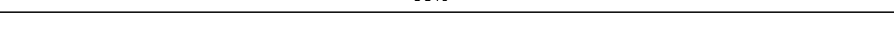
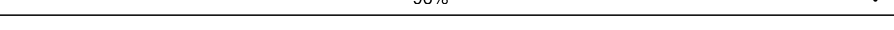
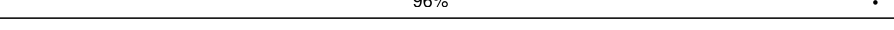
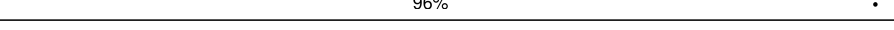
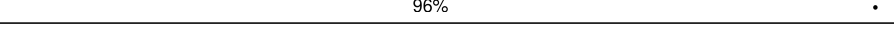


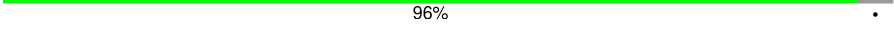
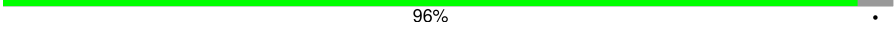
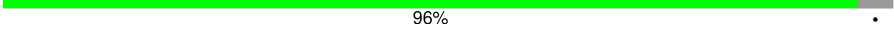
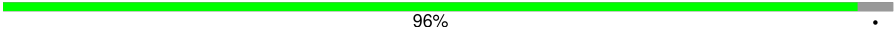
Continued on next page...

Continued from previous page...

Mol	Chain	Length	Quality of chain
5	Av	160	 96% .
5	Ax	160	 96% .
5	Az	160	 96% .
5	B0	160	 96% .
5	B2	160	 96% .
5	B4	160	 96% .
5	B6	160	 96% .
5	B8	160	 96% .
5	BB	160	 96% .
5	BD	160	 96% .
5	BF	160	 96% .
5	BH	160	 96% .
5	BJ	160	 96% .
5	BL	160	 96% .
5	BN	160	 96% .
5	BP	160	 96% .
5	BR	160	 96% .
5	BT	160	 96% .
5	BV	160	 96% .
5	BX	160	 96% .
5	BZ	160	 96% .
5	Bb	160	 96% .
5	Bd	160	 96% .
5	Bf	160	 96% .
5	Bh	160	 96% .

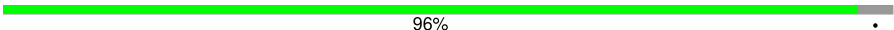
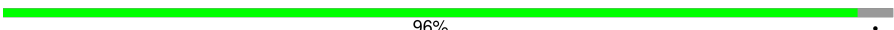
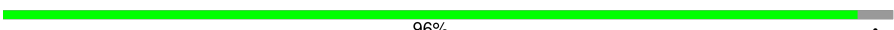
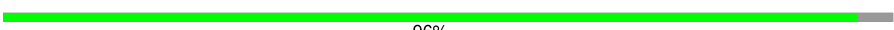










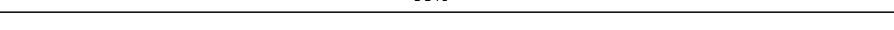
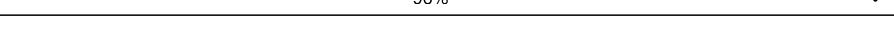
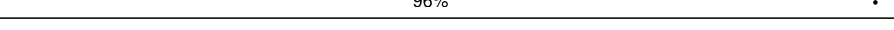
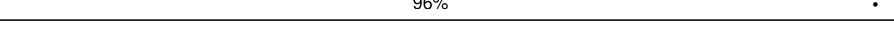
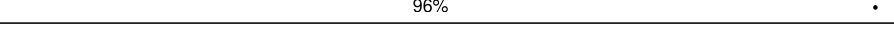


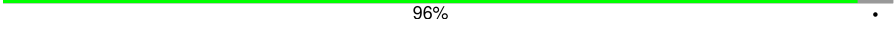
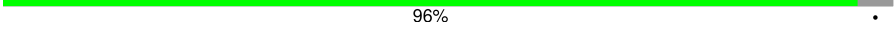
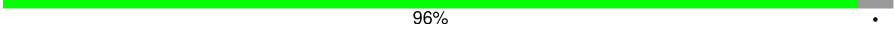
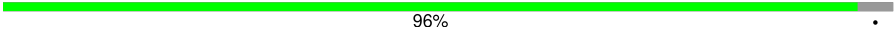
Continued on next page...

Continued from previous page...

Mol	Chain	Length	Quality of chain
5	Bj	160	 96% .
5	Bl	160	 96% .
5	Bn	160	 96% .
5	Bp	160	 96% .
5	Br	160	 96% .
5	Bt	160	 96% .
5	Bv	160	 96% .
5	Bx	160	 96% .
5	Bz	160	 96% .
5	C0	160	 96% .
5	C2	160	 96% .
5	C4	160	 96% .
5	C6	160	 96% .
5	C8	160	 96% .
5	CB	160	 96% .
5	CD	160	 96% .
5	CF	160	 96% .
5	CH	160	 96% .
5	CJ	160	 96% .
5	CL	160	 96% .
5	CN	160	 96% .
5	CP	160	 96% .
5	CR	160	 96% .
5	CT	160	 96% .
5	CV	160	 96% .

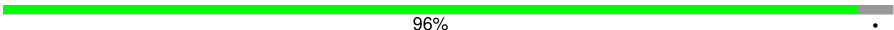
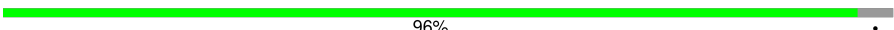
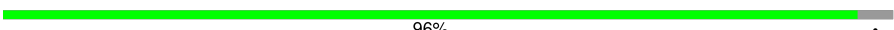
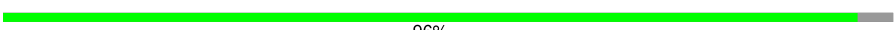










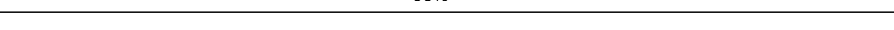
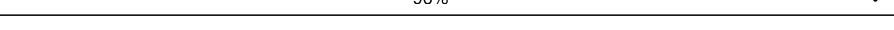
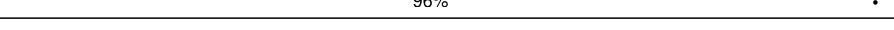
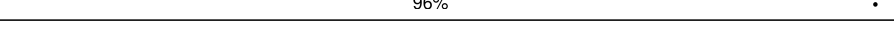
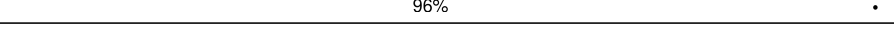


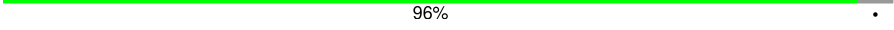
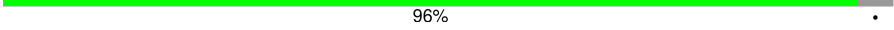
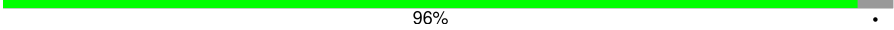
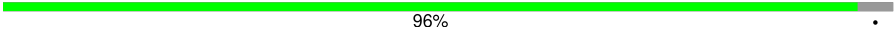
Continued on next page...

Continued from previous page...

Mol	Chain	Length	Quality of chain
5	CX	160	 96% .
5	CZ	160	 96% .
5	Cb	160	 96% .
5	Cd	160	 96% .
5	Cf	160	 96% .
5	Ch	160	 96% .
5	Cj	160	 96% .
5	Cl	160	 96% .
5	Cn	160	 96% .
5	Cp	160	 96% .
5	Cr	160	 96% .
5	Ct	160	 96% .
5	Cv	160	 96% .
5	Cx	160	 96% .
5	Cz	160	 96% .
5	D0	160	 96% .
5	D2	160	 96% .
5	D4	160	 96% .
5	D6	160	 96% .
5	D8	160	 96% .
5	DB	160	 96% .
5	DD	160	 96% .
5	DF	160	 96% .
5	DH	160	 96% .
5	DJ	160	 96% .

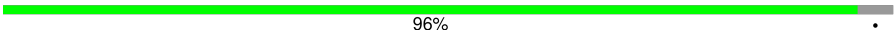
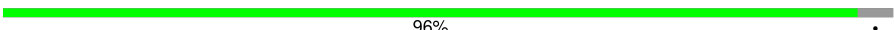
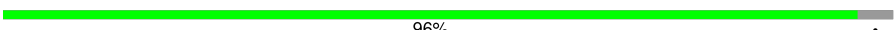











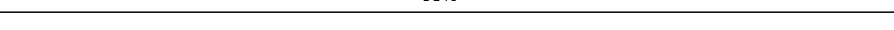
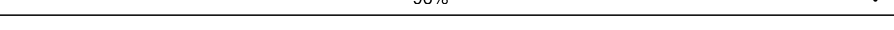
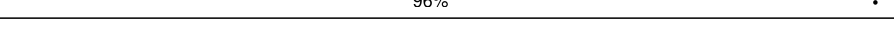
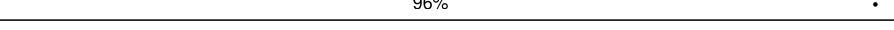
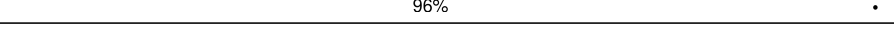


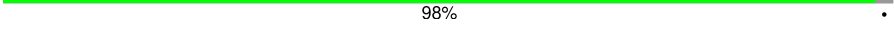
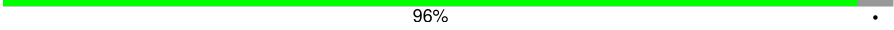
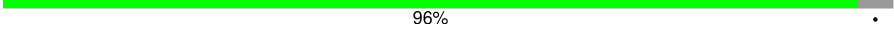
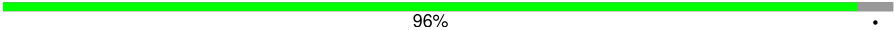
Continued on next page...

Continued from previous page...

Mol	Chain	Length	Quality of chain
5	DL	160	 96% .
5	DN	160	 96% .
5	DP	160	 96% .
5	DR	160	 96% .
5	DT	160	 96% .
5	DV	160	 96% .
5	DX	160	 96% .
5	DZ	160	 96% .
5	Db	160	 96% .
5	Dd	160	 96% .
5	Df	160	 96% .
5	Dh	160	 96% .
5	Dj	160	 96% .
5	DI	160	 96% .
5	Dn	160	 96% .
5	Dp	160	 96% .
5	Dr	160	 96% .
5	Dt	160	 96% .
5	Dv	160	 96% .
5	Dx	160	 96% .
5	Dz	160	 96% .
5	EB	160	 96% .
5	ED	160	 96% .
5	EF	160	 96% .
5	EH	160	 96% .

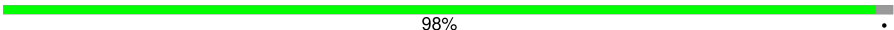
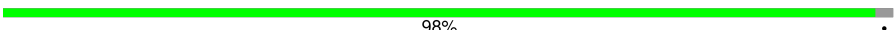












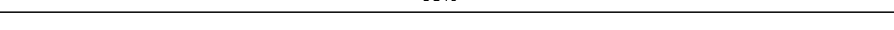
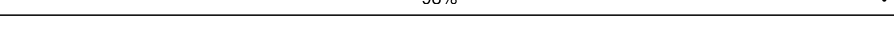
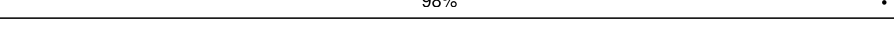
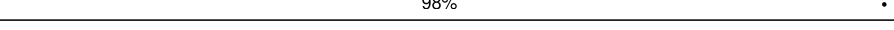
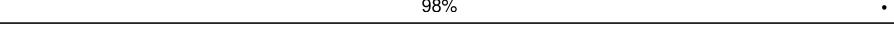


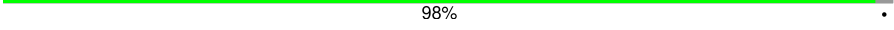
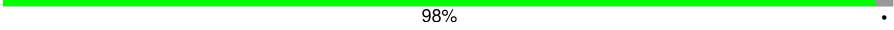
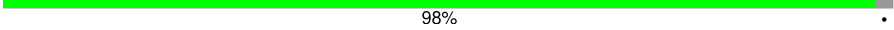
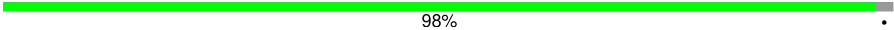
Continued on next page...

Continued from previous page...

Mol	Chain	Length	Quality of chain
5	EJ	160	 96% .
5	EL	160	 96% .
5	EN	160	 96% .
5	G	160	 88% 12%
5	H	160	 92% 8%
5	Q	160	 88% 12%
5	R	160	 92% 8%
5	a	160	 88% 12%
5	b	160	 92% 8%
5	d8	160	 96% .
5	dZ	160	 96% .
5	da	160	 96% .
5	db	160	 98% .
5	dc	160	 98% .
5	ds	160	 96% .
5	e4	160	 96% .
5	e9	160	 96% .
5	eG	160	 96% .
5	eH	160	 96% .
5	eI	160	 98% .
5	eJ	160	 98% .
5	eQ	160	 96% .
5	eV	160	 96% .
5	et	160	 96% .
5	eu	160	 96% .

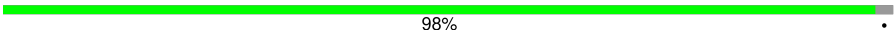
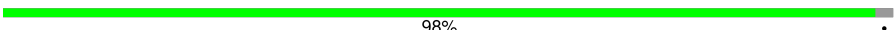
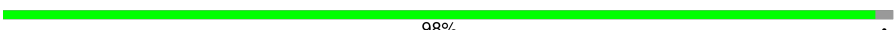
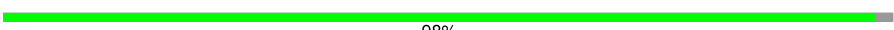










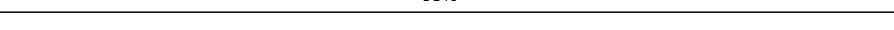
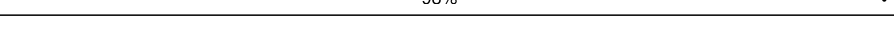
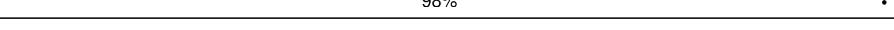
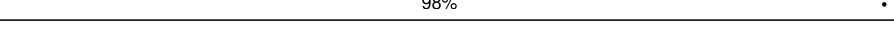
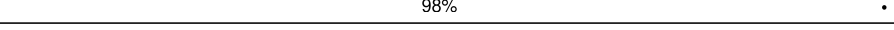


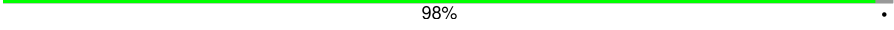
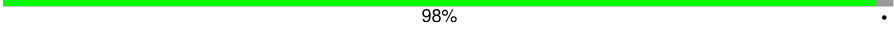
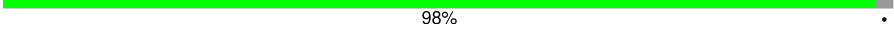
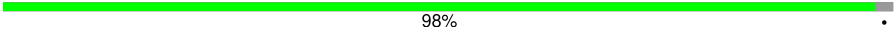
Continued on next page...

Continued from previous page...

Mol	Chain	Length	Quality of chain
5	ev	160	 98% .
5	ew	160	 98% .
5	k	160	 88% 12% .
5	l	160	 92% 8% .
5	u	160	 88% 12% .
5	v	160	 92% 8% .
6	7	473	 92% 8% .
6	8	473	 92% 8% .
6	9	473	 98% .
6	A1	473	 98% .
6	A3	473	 98% .
6	A5	473	 98% .
6	A7	473	 98% .
6	A9	473	 98% .
6	AA	473	 98% .
6	AC	473	 98% .
6	AE	473	 98% .
6	AG	473	 98% .
6	AI	473	 98% .
6	AK	473	 98% .
6	AM	473	 98% .
6	AO	473	 98% .
6	AQ	473	 98% .
6	AS	473	 98% .
6	AU	473	 98% .

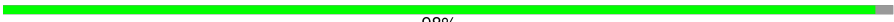













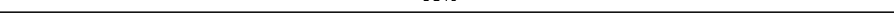
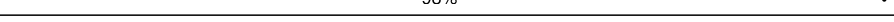
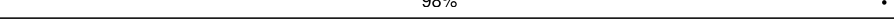
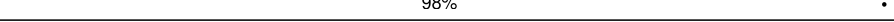
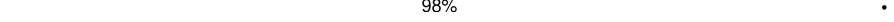
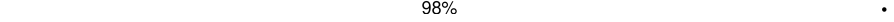
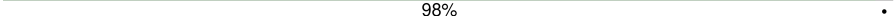
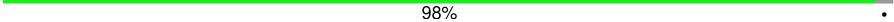

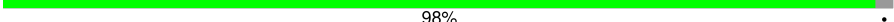
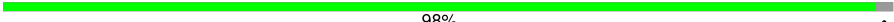
Continued on next page...

Continued from previous page...

Mol	Chain	Length	Quality of chain
6	AW	473	 98% .
6	AY	473	 98% .
6	Aa	473	 98% .
6	Ac	473	 98% .
6	Ae	473	 98% .
6	Ag	473	 98% .
6	Ai	473	 98% .
6	Ak	473	 98% .
6	Am	473	 98% .
6	Ao	473	 98% .
6	Aq	473	 98% .
6	As	473	 98% .
6	Au	473	 98% .
6	Aw	473	 98% .
6	Ay	473	 98% .
6	B1	473	 98% .
6	B3	473	 98% .
6	B5	473	 98% .
6	B7	473	 98% .
6	B9	473	 98% .
6	BA	473	 98% .
6	BC	473	 98% .
6	BE	473	 98% .
6	BG	473	 98% .
6	BI	473	 98% .

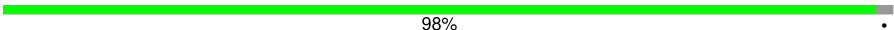
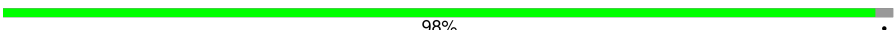
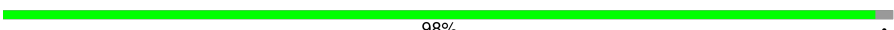
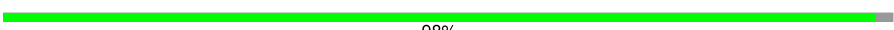










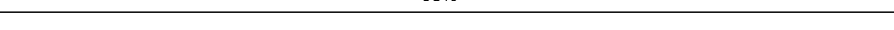
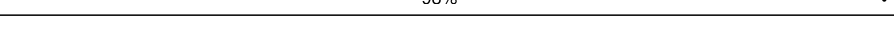
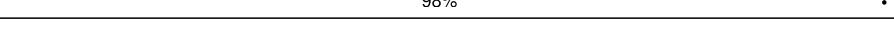
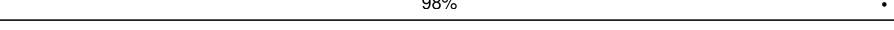
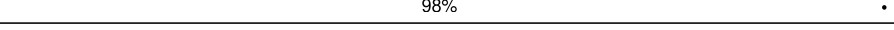


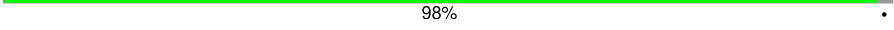
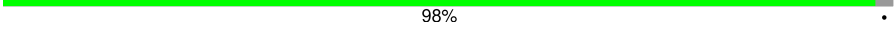
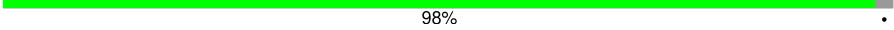
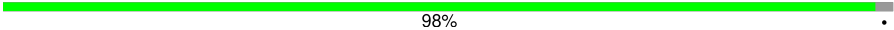
Continued on next page...

Continued from previous page...

Mol	Chain	Length	Quality of chain
6	BK	473	 98%
6	BM	473	 98%
6	BO	473	 98%
6	BQ	473	 98%
6	BS	473	 98%
6	BU	473	 98%
6	BW	473	 98%
6	BY	473	 98%
6	Ba	473	 98%
6	Bc	473	 98%
6	Be	473	 98%
6	Bg	473	 98%
6	Bi	473	 98%
6	Bk	473	 98%
6	Bm	473	 98%
6	Bo	473	 98%
6	Bq	473	 98%
6	Bs	473	 98%
6	Bu	473	 98%
6	Bw	473	 98%
6	By	473	 98%
6	C1	473	 98%
6	C3	473	 98%
6	C5	473	 98%
6	C7	473	 98%

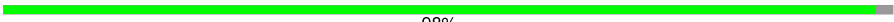













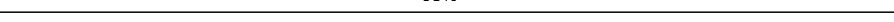
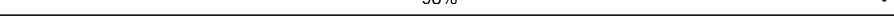
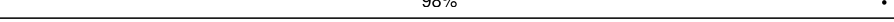
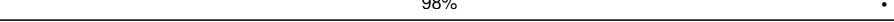
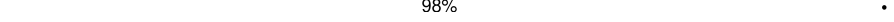
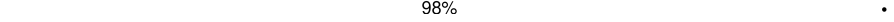
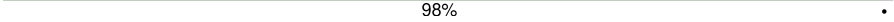
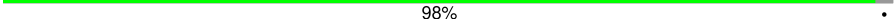

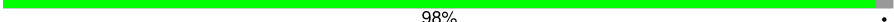
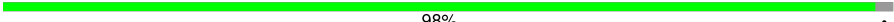
Continued on next page...

Continued from previous page...

Mol	Chain	Length	Quality of chain
6	C9	473	 98%
6	CA	473	 98%
6	CC	473	 98%
6	CE	473	 98%
6	CG	473	 98%
6	CI	473	 98%
6	CK	473	 98%
6	CM	473	 98%
6	CO	473	 98%
6	CQ	473	 98%
6	CS	473	 98%
6	CU	473	 98%
6	CW	473	 98%
6	CY	473	 98%
6	Ca	473	 98%
6	Cc	473	 98%
6	Ce	473	 98%
6	Cg	473	 98%
6	Ci	473	 98%
6	Ck	473	 98%
6	Cm	473	 98%
6	Co	473	 98%
6	Cq	473	 98%
6	Cs	473	 98%
6	Cu	473	 98%
















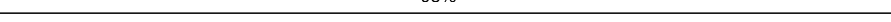









Continued on next page...

Continued from previous page...

Mol	Chain	Length	Quality of chain
6	Cw	473	 98% .
6	Cy	473	 98% .
6	D1	473	 98% .
6	D3	473	 98% .
6	D5	473	 98% .
6	D7	473	 98% .
6	D9	473	 98% .
6	DA	473	 98% .
6	DC	473	 98% .
6	DE	473	 98% .
6	DG	473	 98% .
6	DI	473	 98% .
6	DK	473	 98% .
6	DM	473	 98% .
6	DO	473	 98% .
6	DQ	473	 98% .
6	DS	473	 98% .
6	DU	473	 98% .
6	DW	473	 98% .
6	DY	473	 98% .
6	Da	473	 98% .
6	Dc	473	 98% .
6	De	473	 98% .
6	Dg	473	 98% .
6	Di	473	 98% .



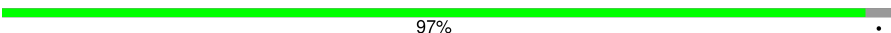
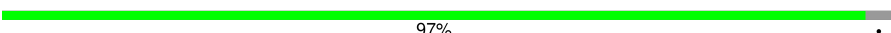

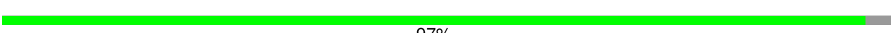













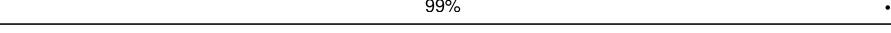
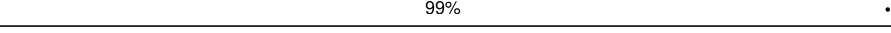
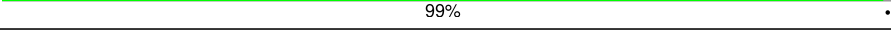
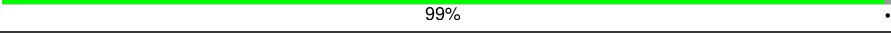
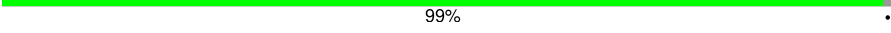
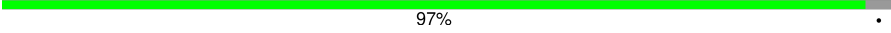
Continued on next page...

Continued from previous page...

Mol	Chain	Length	Quality of chain
6	Dk	473	 98% .
6	Dm	473	 98% .
6	Do	473	 98% .
6	Dq	473	 98% .
6	Ds	473	 98% .
6	Du	473	 98% .
6	Dw	473	 98% .
6	Dy	473	 98% .
6	EA	473	 98% .
6	EC	473	 98% .
6	EE	473	 98% .
6	EG	473	 98% .
6	EI	473	 98% .
6	EK	473	 98% .
6	EM	473	 98% .
6	I	473	 92% 8% .
6	J	473	 92% 8% .
6	S	473	 92% 8% .
6	T	473	 92% 8% .
6	c	473	 92% 8% .
6	d	473	 92% 8% .
6	dT	473	 97% .
6	dU	473	 97% .
6	dV	473	 97% .
6	dW	473	 97% .

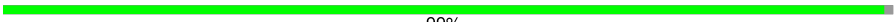













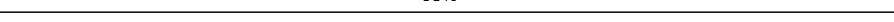
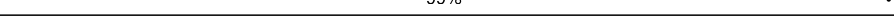
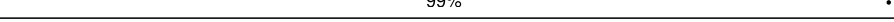
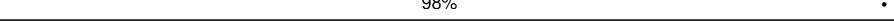
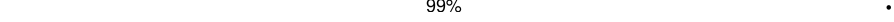
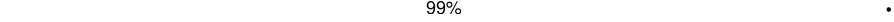
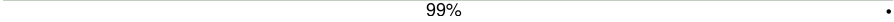
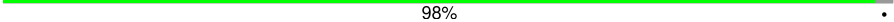
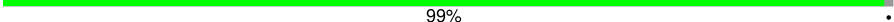
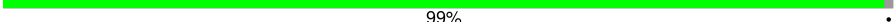
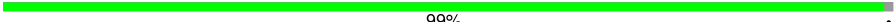
Continued on next page...

Continued from previous page...

Mol	Chain	Length	Quality of chain
6	dX	473	 92% 8%
6	dY	473	 92% 8%
6	eA	473	 97% .
6	eB	473	 97% .
6	eC	473	 97% .
6	eD	473	 97% .
6	eE	473	 92% 8%
6	eF	473	 92% 8%
6	en	473	 97% .
6	eo	473	 97% .
6	ep	473	 97% .
6	eq	473	 97% .
6	er	473	 92% 8%
6	es	473	 92% 8%
6	m	473	 92% 8%
6	n	473	 92% 8%
6	w	473	 92% 8%
6	x	473	 92% 8%
7	E0	149	 99% .
7	E2	149	 99% .
7	E3	149	 99% .
7	E4	149	 99% .
7	E5	149	 99% .
7	E6	149	 97% .
7	E7	149	 99% .


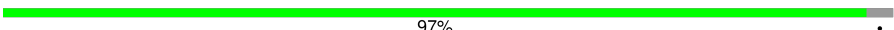
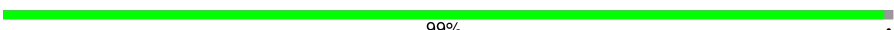











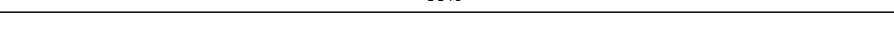
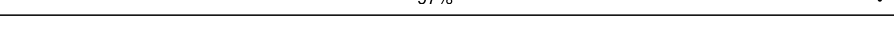
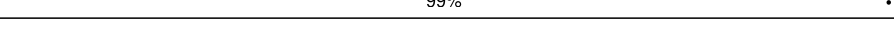
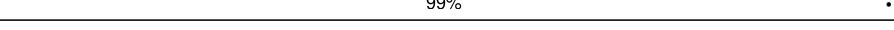
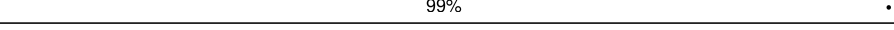
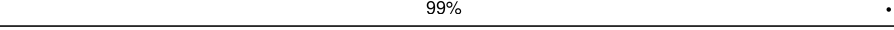
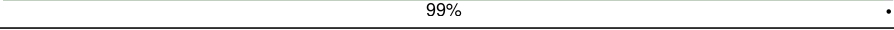
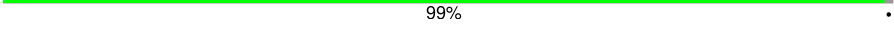
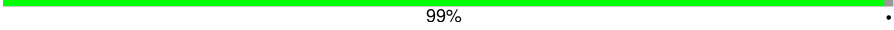
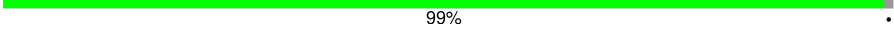
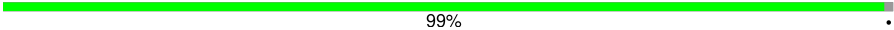
Continued on next page...

Continued from previous page...

Mol	Chain	Length	Quality of chain
7	E8	149	 99% .
7	E9	149	 99% .
7	Eb	149	 99% .
7	Ec	149	 99% .
7	Ed	149	 99% .
7	Ee	149	 99% .
7	Ef	149	 97% .
7	Eg	149	 99% .
7	Eh	149	 99% .
7	Ei	149	 99% .
7	Ej	149	 99% .
7	Ek	149	 99% .
7	El	149	 99% .
7	Em	149	 98% .
7	En	149	 99% .
7	F1	149	 99% .
7	F2	149	 98% .
7	F3	149	 99% .
7	FA	149	 99% .
7	FB	149	 99% .
7	FC	149	 98% .
7	FD	149	 99% .
7	FR	149	 99% .
7	FS	149	 99% .
7	FT	149	 99% .

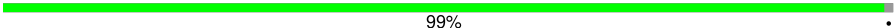
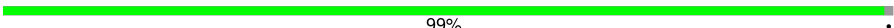
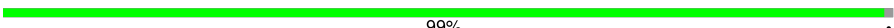
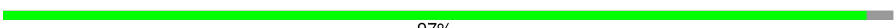
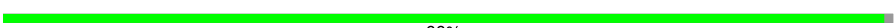










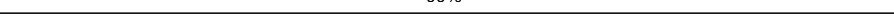
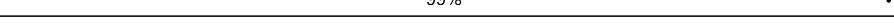
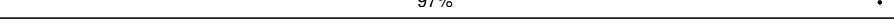
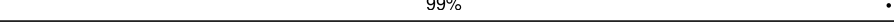
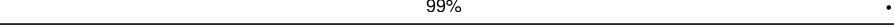
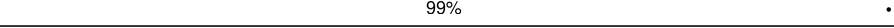
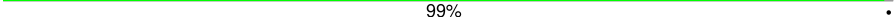
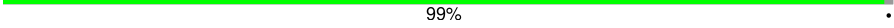
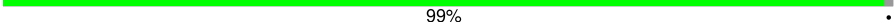
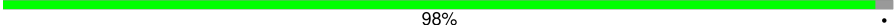
Continued on next page...

Continued from previous page...

Mol	Chain	Length	Quality of chain
7	FU	149	 99% .
7	FV	149	 97% .
7	FW	149	 99% .
7	FX	149	 99% .
7	FY	149	 99% .
7	FZ	149	 99% .
7	Fa	149	 99% .
7	Fb	149	 99% .
7	Fc	149	 98% .
7	Fd	149	 99% .
7	Fq	149	 99% .
7	Fr	149	 99% .
7	Fs	149	 99% .
7	Ft	149	 99% .
7	Fu	149	 97% .
7	Fv	149	 99% .
7	Fw	149	 99% .
7	Fx	149	 99% .
7	Fy	149	 99% .
7	Fz	149	 99% .
7	G0	149	 99% .
7	G7	149	 99% .
7	G8	149	 99% .
7	G9	149	 99% .
7	GG	149	 99% .

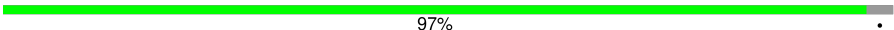

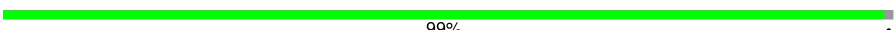











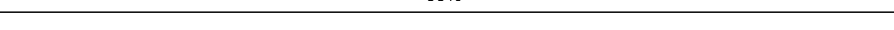
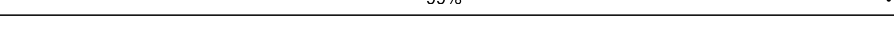
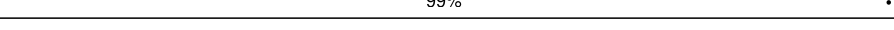
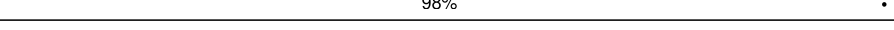
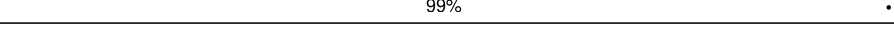
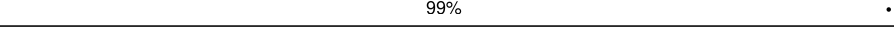
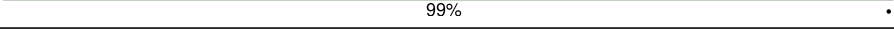
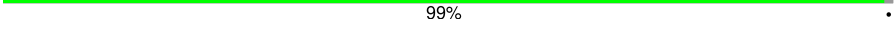
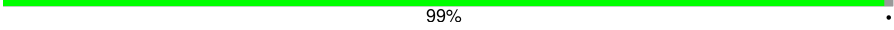
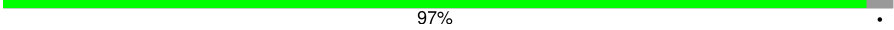
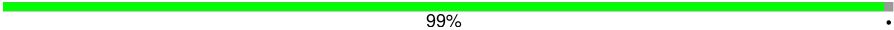
Continued on next page...

Continued from previous page...

Mol	Chain	Length	Quality of chain
7	GH	149	 99% .
7	GI	149	 99% .
7	GJ	149	 99% .
7	GK	149	 97% .
7	GL	149	 99% .
7	GM	149	 99% .
7	GN	149	 99% .
7	GO	149	 99% .
7	GP	149	 99% .
7	GQ	149	 99% .
7	GR	149	 98% .
7	GS	149	 99% .
7	Gg	149	 99% .
7	Gh	149	 99% .
7	Gi	149	 99% .
7	Gj	149	 99% .
7	Gk	149	 97% .
7	Gl	149	 99% .
7	Gm	149	 99% .
7	Gn	149	 99% .
7	Go	149	 99% .
7	Gp	149	 99% .
7	Gq	149	 99% .
7	Gr	149	 98% .
7	Gs	149	 99% .
















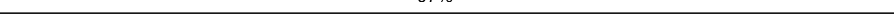
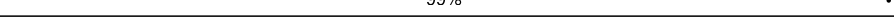
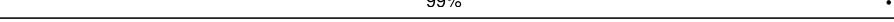
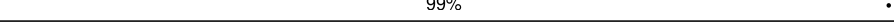
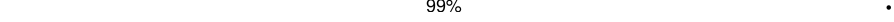
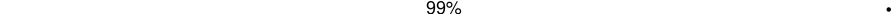
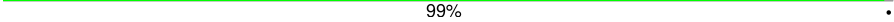
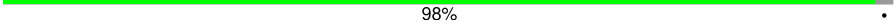
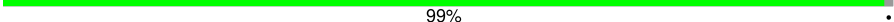
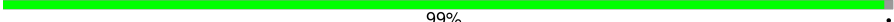
Continued on next page...

Continued from previous page...

Mol	Chain	Length	Quality of chain
7	H1	149	 97% .
7	H2	149	 99% .
7	H3	149	 99% .
7	H4	149	 99% .
7	H5	149	 99% .
7	H6	149	 99% .
7	H7	149	 99% .
7	H8	149	 98% .
7	H9	149	 99% .
7	HA	149	 97% .
7	HB	149	 99% .
7	HC	149	 99% .
7	HD	149	 99% .
7	HE	149	 99% .
7	HF	149	 99% .
7	HG	149	 99% .
7	HH	149	 98% .
7	HI	149	 99% .
7	HW	149	 99% .
7	HX	149	 99% .
7	HY	149	 99% .
7	HZ	149	 99% .
7	Ha	149	 97% .
7	Hb	149	 99% .
7	Hc	149	 99% .

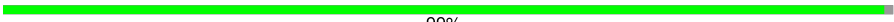













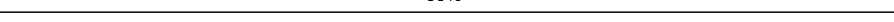
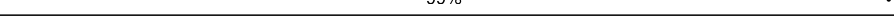
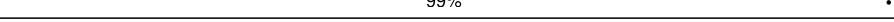
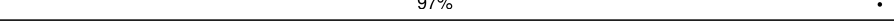
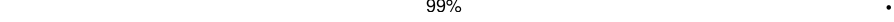
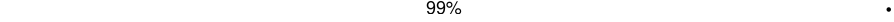
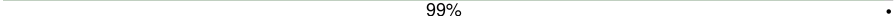
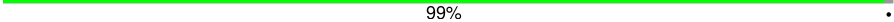
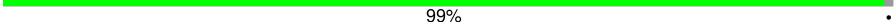
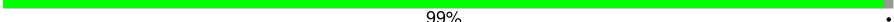
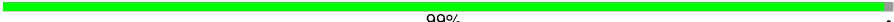
Continued on next page...

Continued from previous page...

Mol	Chain	Length	Quality of chain
7	Hd	149	 99% .
7	He	149	 99% .
7	Hf	149	 99% .
7	Hg	149	 99% .
7	Hh	149	 98% .
7	Hi	149	 99% .
7	Hw	149	 99% .
7	Hx	149	 99% .
7	Hy	149	 99% .
7	Hx	149	 99% .
7	IM	149	 99% .
7	IN	149	 99% .
7	IO	149	 99% .
7	IP	149	 99% .
7	IQ	149	 97% .
7	IR	149	 99% .
7	IS	149	 99% .
7	IT	149	 99% .
7	IU	149	 99% .
7	IV	149	 99% .
7	IW	149	 99% .
7	IX	149	 98% .
7	IY	149	 99% .
7	Il	149	 99% .
7	Im	149	 99% .

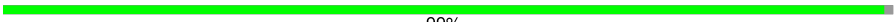













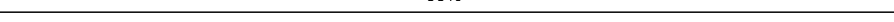
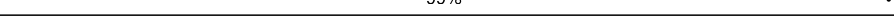
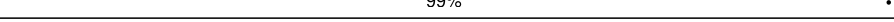
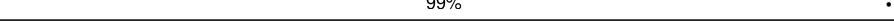
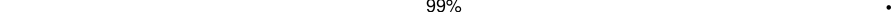
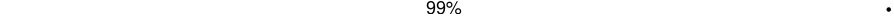
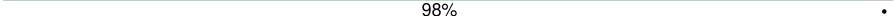
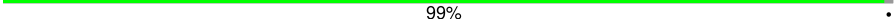
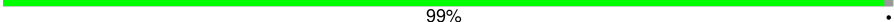
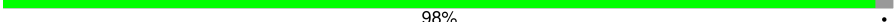
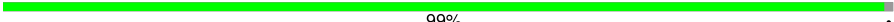
Continued on next page...

Continued from previous page...

Mol	Chain	Length	Quality of chain
7	In	149	 99% .
7	Io	149	 99% .
7	Ip	149	 97% .
7	Iq	149	 99% .
7	Ir	149	 99% .
7	Is	149	 99% .
7	It	149	 99% .
7	Iu	149	 99% .
7	Iv	149	 99% .
7	Iw	149	 98% .
7	Ix	149	 99% .
7	J0	149	 99% .
7	J2	149	 99% .
7	J3	149	 99% .
7	J4	149	 99% .
7	J5	149	 99% .
7	J6	149	 97% .
7	J7	149	 99% .
7	J8	149	 99% .
7	J9	149	 99% .
7	JB	149	 99% .
7	JC	149	 99% .
7	JD	149	 99% .
7	JE	149	 99% .
7	JF	149	 97% .


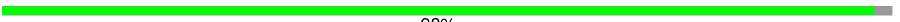













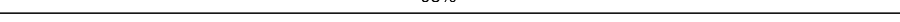
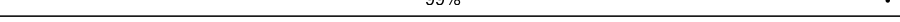
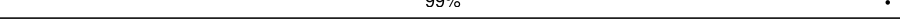
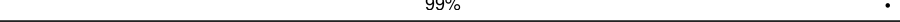
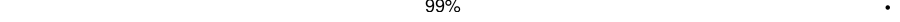
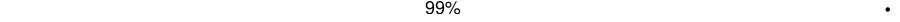

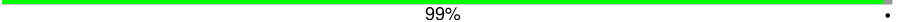

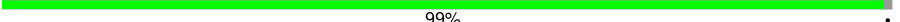
Continued on next page...

Continued from previous page...

Mol	Chain	Length	Quality of chain
7	JG	149	 99% .
7	JH	149	 99% .
7	JI	149	 99% .
7	JJ	149	 99% .
7	JK	149	 99% .
7	JL	149	 99% .
7	JM	149	 98% .
7	JN	149	 99% .
7	Jb	149	 99% .
7	Jc	149	 99% .
7	Jd	149	 99% .
7	Je	149	 99% .
7	Jf	149	 97% .
7	Jg	149	 99% .
7	Jh	149	 99% .
7	Ji	149	 99% .
7	Jj	149	 99% .
7	Jk	149	 99% .
7	Jl	149	 99% .
7	Jm	149	 98% .
7	Jn	149	 99% .
7	K1	149	 99% .
7	K2	149	 98% .
7	K3	149	 99% .
7	KA	149	 99% .
















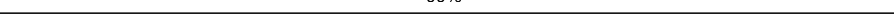
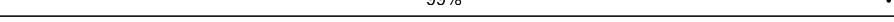
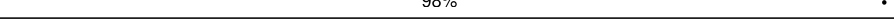
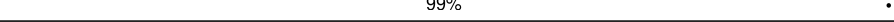
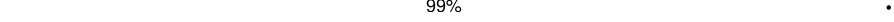
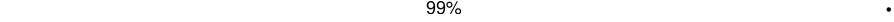
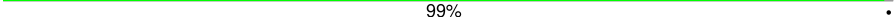
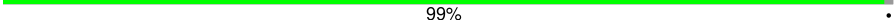

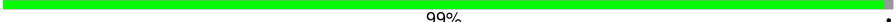
Continued on next page...

Continued from previous page...

Mol	Chain	Length	Quality of chain
7	KB	149	 99% .
7	KC	149	 98% .
7	KD	149	 99% .
7	KQ	149	 99% .
7	KR	149	 99% .
7	KS	149	 99% .
7	KT	149	 99% .
7	KU	149	 97% .
7	KV	149	 99% .
7	KW	149	 99% .
7	KX	149	 99% .
7	KY	149	 99% .
7	KZ	149	 99% .
7	Ka	149	 99% .
7	Kb	149	 98% .
7	Kc	149	 99% .
7	Kq	149	 99% .
7	Kr	149	 99% .
7	Ks	149	 99% .
7	Kt	149	 99% .
7	Ku	149	 97% .
7	Kv	149	 99% .
7	Kw	149	 99% .
7	Kx	149	 99% .
7	Ky	149	 99% .

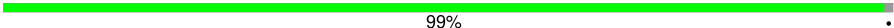
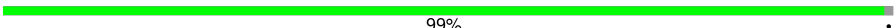
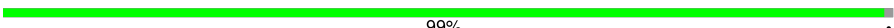
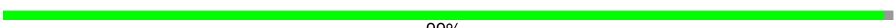
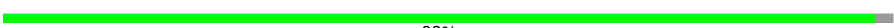










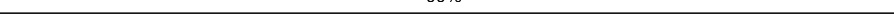
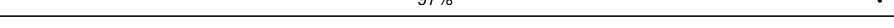
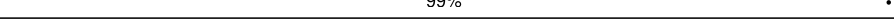
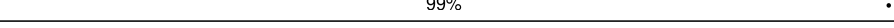
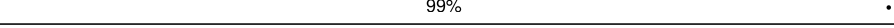
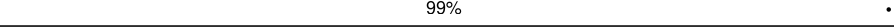
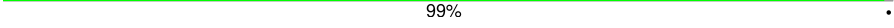
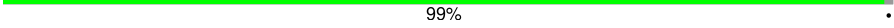
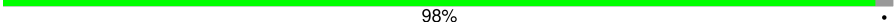
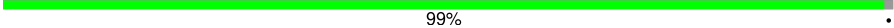
Continued on next page...

Continued from previous page...

Mol	Chain	Length	Quality of chain
7	Kz	149	 99% .
7	L0	149	 99% .
7	L7	149	 99% .
7	L8	149	 99% .
7	L9	149	 99% .
7	LG	149	 99% .
7	LH	149	 99% .
7	LI	149	 99% .
7	LJ	149	 99% .
7	LK	149	 97% .
7	LL	149	 99% .
7	LM	149	 99% .
7	LN	149	 99% .
7	LO	149	 99% .
7	LP	149	 99% .
7	LQ	149	 99% .
7	LR	149	 98% .
7	LS	149	 99% .
7	Lg	149	 99% .
7	Lh	149	 99% .
7	Li	149	 99% .
7	Lj	149	 99% .
7	Lk	149	 97% .
7	Ll	149	 99% .
7	Lm	149	 99% .

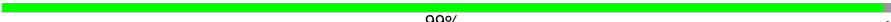
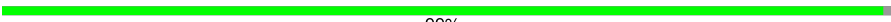













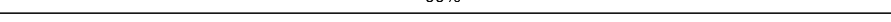
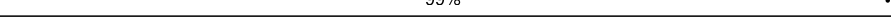
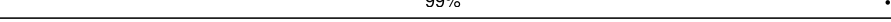
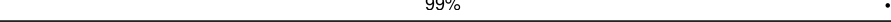
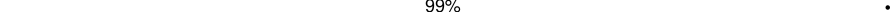
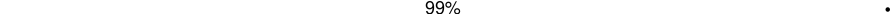

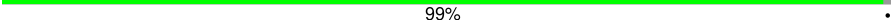
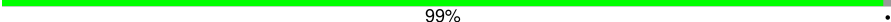

Continued on next page...

Continued from previous page...

Mol	Chain	Length	Quality of chain
7	Ln	149	 99% .
7	Lo	149	 99% .
7	Lp	149	 99% .
7	Lq	149	 99% .
7	Lr	149	 98% .
7	Ls	149	 99% .
7	M1	149	 97% .
7	M2	149	 99% .
7	M3	149	 99% .
7	M4	149	 99% .
7	M5	149	 99% .
7	M6	149	 99% .
7	M7	149	 99% .
7	M8	149	 98% .
7	M9	149	 99% .
7	MA	149	 97% .
7	MB	149	 99% .
7	MC	149	 99% .
7	MD	149	 99% .
7	ME	149	 99% .
7	MF	149	 99% .
7	MG	149	 99% .
7	MH	149	 98% .
7	MI	149	 99% .
7	MW	149	 99% .

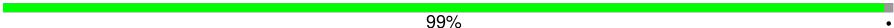
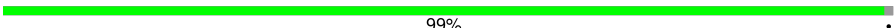
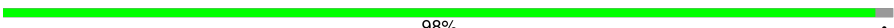
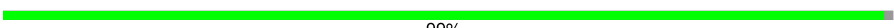
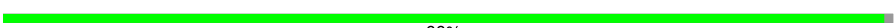










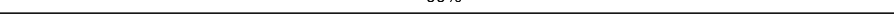
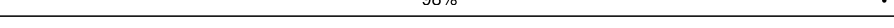
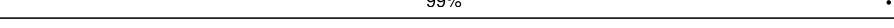
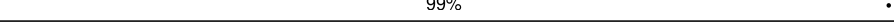
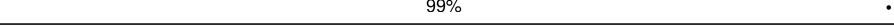
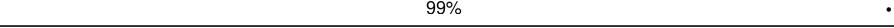
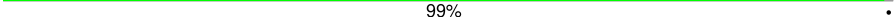
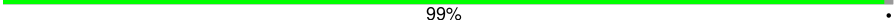
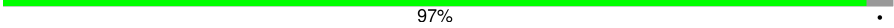
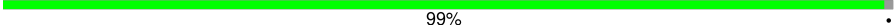
Continued on next page...

Continued from previous page...

Mol	Chain	Length	Quality of chain
7	MX	149	 99% .
7	MY	149	 99% .
7	MZ	149	 99% .
7	Ma	149	 97% .
7	Mb	149	 99% .
7	Mc	149	 99% .
7	Md	149	 99% .
7	Me	149	 99% .
7	Mf	149	 99% .
7	Mg	149	 99% .
7	Mh	149	 98% .
7	Mi	149	 99% .
7	Mw	149	 99% .
7	Mx	149	 99% .
7	My	149	 99% .
7	Mz	149	 99% .
7	NM	149	 99% .
7	NN	149	 99% .
7	NO	149	 99% .
7	NP	149	 99% .
7	NQ	149	 97% .
7	NR	149	 99% .
7	NS	149	 99% .
7	NT	149	 99% .
7	NU	149	 99% .

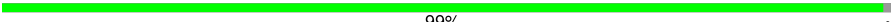
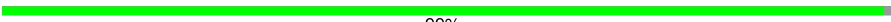













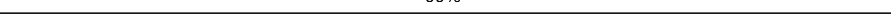
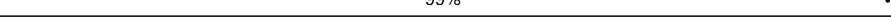
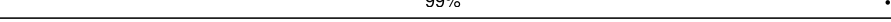

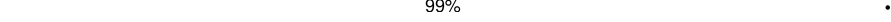
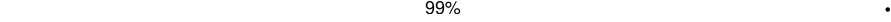
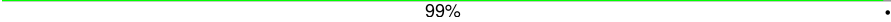
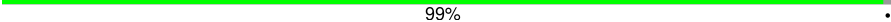
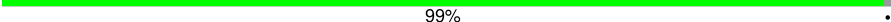

Continued on next page...

Continued from previous page...

Mol	Chain	Length	Quality of chain
7	NV	149	 99% .
7	NW	149	 99% .
7	NX	149	 98% .
7	NY	149	 99% .
7	Nm	149	 99% .
7	Nn	149	 99% .
7	No	149	 99% .
7	Np	149	 99% .
7	Nq	149	 97% .
7	Nr	149	 99% .
7	Ns	149	 99% .
7	Nt	149	 99% .
7	Nu	149	 99% .
7	Nv	149	 99% .
7	Nw	149	 99% .
7	Nx	149	 98% .
7	Ny	149	 99% .
7	O0	149	 99% .
7	O3	149	 99% .
7	O4	149	 99% .
7	O5	149	 99% .
7	O6	149	 99% .
7	O7	149	 97% .
7	O8	149	 99% .
7	O9	149	 99% .
















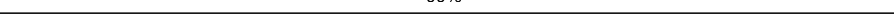
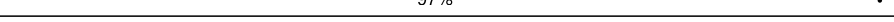
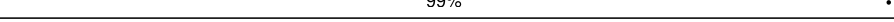
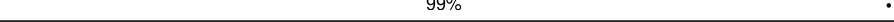
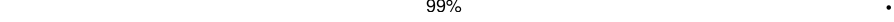
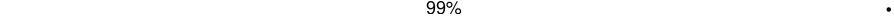
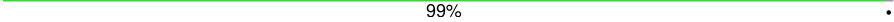
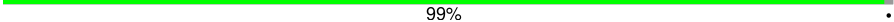

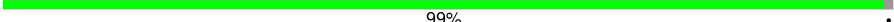
Continued on next page...

Continued from previous page...

Mol	Chain	Length	Quality of chain
7	OC	149	 99% .
7	OD	149	 99% .
7	OE	149	 99% .
7	OF	149	 99% .
7	OG	149	 97% .
7	OH	149	 99% .
7	OI	149	 99% .
7	OJ	149	 99% .
7	OK	149	 99% .
7	OL	149	 99% .
7	OM	149	 99% .
7	ON	149	 98% .
7	OO	149	 99% .
7	Oc	149	 99% .
7	Od	149	 99% .
7	Oe	149	 99% .
7	Of	149	 99% .
7	Og	149	 97% .
7	Oh	149	 99% .
7	Oi	149	 99% .
7	Oj	149	 99% .
7	Ok	149	 99% .
7	Ol	149	 99% .
7	Om	149	 99% .
7	On	149	 98% .

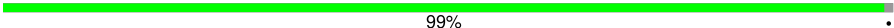
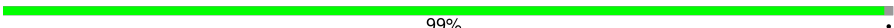
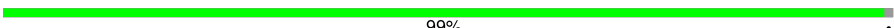
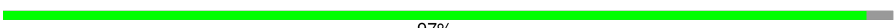
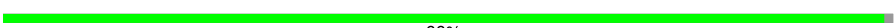










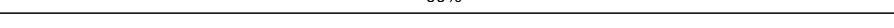
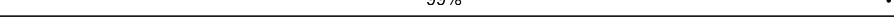
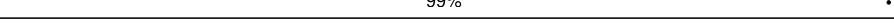
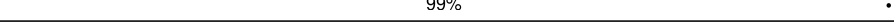
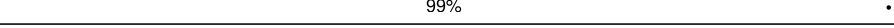
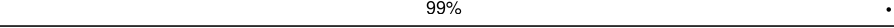
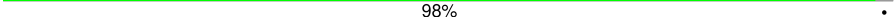
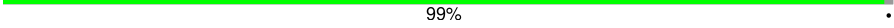
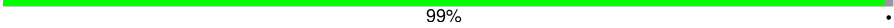
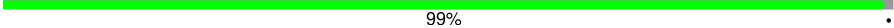
Continued on next page...

Continued from previous page...

Mol	Chain	Length	Quality of chain
7	Oo	149	 99% .
7	P1	149	 99% .
7	P2	149	 99% .
7	P3	149	 99% .
7	P4	149	 98% .
7	P5	149	 99% .
7	PA	149	 99% .
7	PB	149	 99% .
7	PC	149	 99% .
7	PD	149	 98% .
7	PE	149	 99% .
7	PS	149	 99% .
7	PT	149	 99% .
7	PU	149	 99% .
7	PV	149	 99% .
7	PW	149	 97% .
7	PX	149	 99% .
7	PY	149	 99% .
7	PZ	149	 99% .
7	Pa	149	 99% .
7	Pb	149	 99% .
7	Pc	149	 99% .
7	Pd	149	 98% .
7	Pe	149	 99% .
7	Ps	149	 99% .

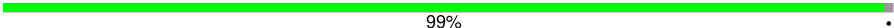
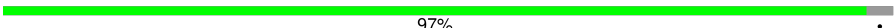
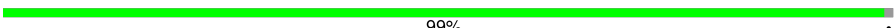
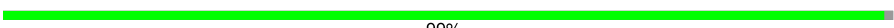
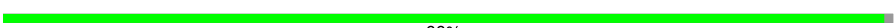










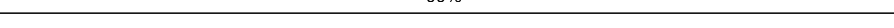
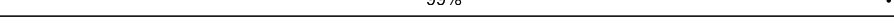
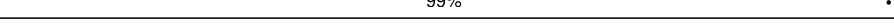
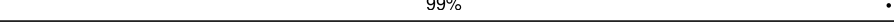
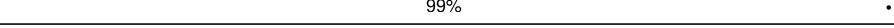
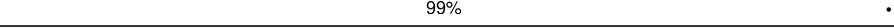
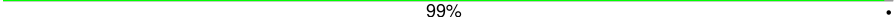
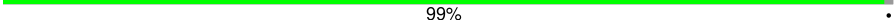
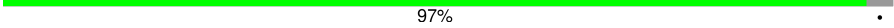
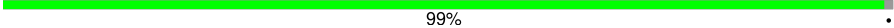
Continued on next page...

Continued from previous page...

Mol	Chain	Length	Quality of chain
7	Pt	149	 99% .
7	Pu	149	 99% .
7	Pv	149	 99% .
7	Pw	149	 97% .
7	Px	149	 99% .
7	Py	149	 99% .
7	Pz	149	 99% .
7	Q0	149	 99% .
7	Q9	149	 99% .
7	QI	149	 99% .
7	QJ	149	 99% .
7	QK	149	 99% .
7	QL	149	 99% .
7	QM	149	 97% .
7	QN	149	 99% .
7	QO	149	 99% .
7	QP	149	 99% .
7	QQ	149	 99% .
7	QR	149	 99% .
7	QS	149	 99% .
7	QT	149	 98% .
7	QU	149	 99% .
7	Qi	149	 99% .
7	Qj	149	 99% .
7	Qk	149	 99% .

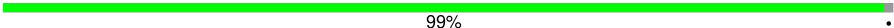
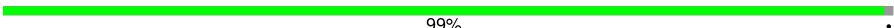
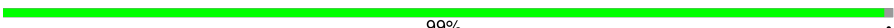
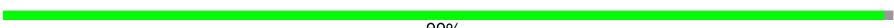
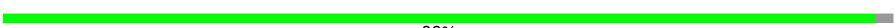










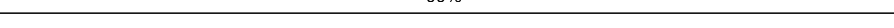
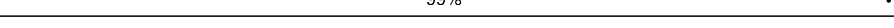
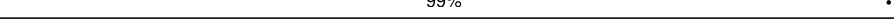

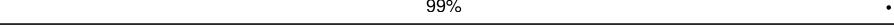
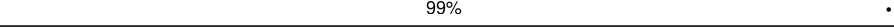
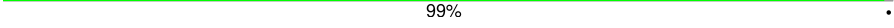
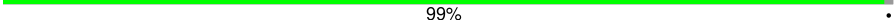
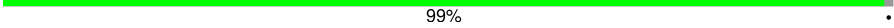
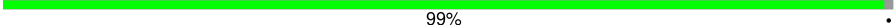
Continued on next page...

Continued from previous page...

Mol	Chain	Length	Quality of chain
7	Ql	149	 99% .
7	Qm	149	 97% .
7	Qn	149	 99% .
7	Qo	149	 99% .
7	Qp	149	 99% .
7	Qq	149	 99% .
7	Qr	149	 99% .
7	Qs	149	 99% .
7	Qt	149	 98% .
7	Qu	149	 99% .
7	R0	149	 98% .
7	R1	149	 99% .
7	R2	149	 99% .
7	R3	149	 97% .
7	R4	149	 99% .
7	R5	149	 99% .
7	R6	149	 99% .
7	R7	149	 99% .
7	R8	149	 99% .
7	R9	149	 99% .
7	RA	149	 99% .
7	RB	149	 99% .
7	RC	149	 97% .
7	RD	149	 99% .
7	RE	149	 99% .
















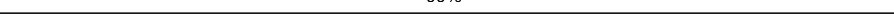
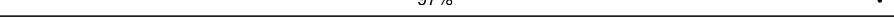
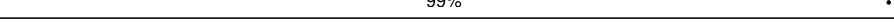
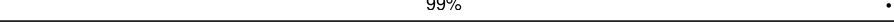
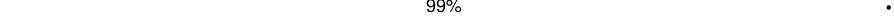
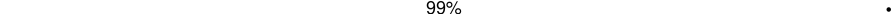
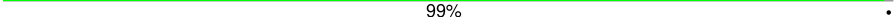
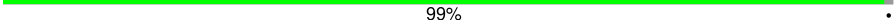

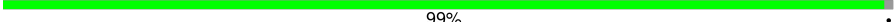
Continued on next page...

Continued from previous page...

Mol	Chain	Length	Quality of chain
7	RF	149	 99% .
7	RG	149	 99% .
7	RH	149	 99% .
7	RI	149	 99% .
7	RJ	149	 98% .
7	RK	149	 99% .
7	RY	149	 99% .
7	RZ	149	 99% .
7	Ra	149	 99% .
7	Rb	149	 99% .
7	Rc	149	 97% .
7	Rd	149	 99% .
7	Re	149	 99% .
7	Rf	149	 99% .
7	Rg	149	 99% .
7	Rh	149	 99% .
7	Ri	149	 99% .
7	Rj	149	 98% .
7	Rk	149	 99% .
7	Ry	149	 99% .
7	Rz	149	 99% .
7	S1	149	 99% .
7	SA	149	 99% .
7	SO	149	 99% .
7	SP	149	 99% .

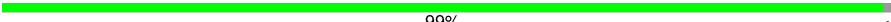
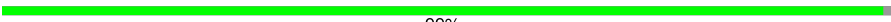













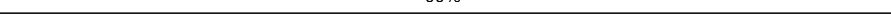
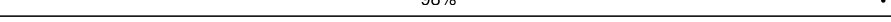
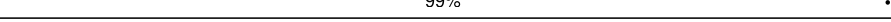
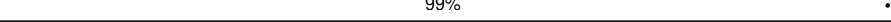
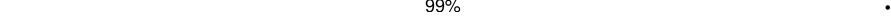
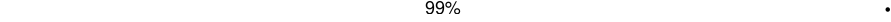
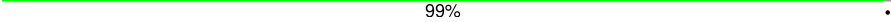

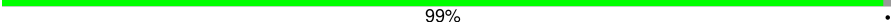

Continued on next page...

Continued from previous page...

Mol	Chain	Length	Quality of chain
7	SQ	149	 99% .
7	SR	149	 99% .
7	SS	149	 97% .
7	ST	149	 99% .
7	SU	149	 99% .
7	SV	149	 99% .
7	SW	149	 99% .
7	SX	149	 99% .
7	SY	149	 99% .
7	SZ	149	 98% .
7	Sa	149	 99% .
7	So	149	 99% .
7	Sp	149	 99% .
7	Sq	149	 99% .
7	Sr	149	 99% .
7	Ss	149	 97% .
7	St	149	 99% .
7	Su	149	 99% .
7	Sv	149	 99% .
7	Sw	149	 99% .
7	Sx	149	 99% .
7	Sy	149	 99% .
7	Sz	149	 98% .
7	T0	149	 99% .
7	T5	149	 99% .

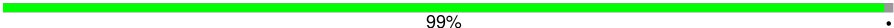
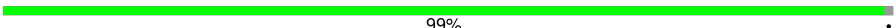
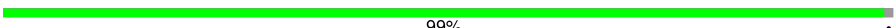
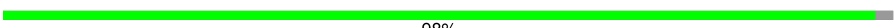
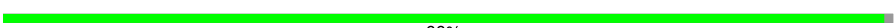










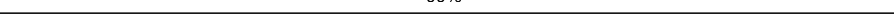
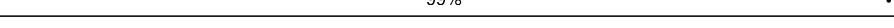
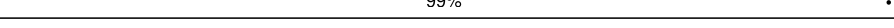

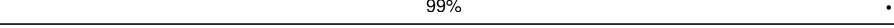
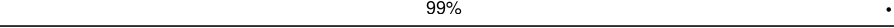
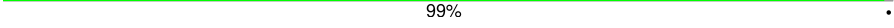
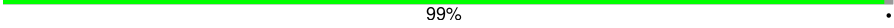
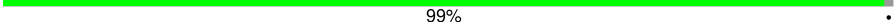
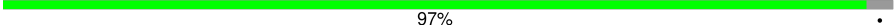
Continued on next page...

Continued from previous page...

Mol	Chain	Length	Quality of chain
7	T6	149	 99% .
7	T7	149	 99% .
7	T8	149	 99% .
7	T9	149	 97% .
7	TE	149	 99% .
7	TF	149	 99% .
7	TG	149	 99% .
7	TH	149	 99% .
7	TI	149	 97% .
7	TJ	149	 99% .
7	TK	149	 99% .
7	TL	149	 99% .
7	TM	149	 99% .
7	TN	149	 99% .
7	TO	149	 99% .
7	TP	149	 98% .
7	TQ	149	 99% .
7	Te	149	 99% .
7	Tf	149	 99% .
7	Tg	149	 99% .
7	Th	149	 99% .
7	Ti	149	 97% .
7	Tj	149	 99% .
7	Tk	149	 99% .
7	Tl	149	 99% .

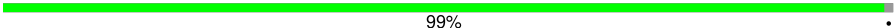
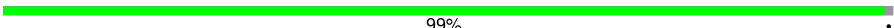
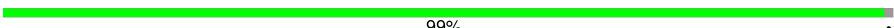
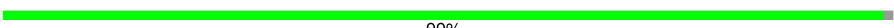
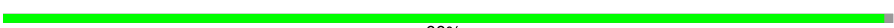










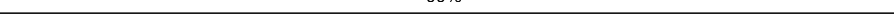
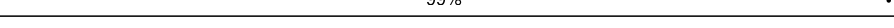
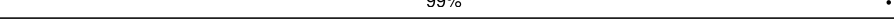
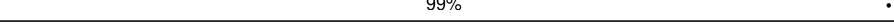
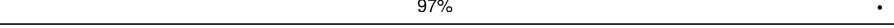
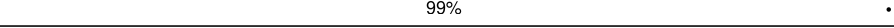
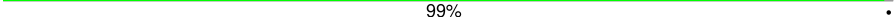
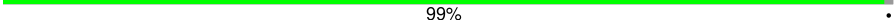
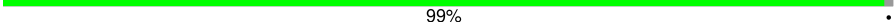
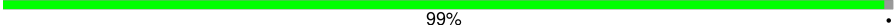
Continued on next page...

Continued from previous page...

Mol	Chain	Length	Quality of chain
7	Tm	149	 99% .
7	Tn	149	 99% .
7	To	149	 99% .
7	Tp	149	 98% .
7	Tq	149	 99% .
7	U1	149	 99% .
7	U2	149	 99% .
7	U3	149	 99% .
7	U4	149	 99% .
7	U5	149	 99% .
7	U6	149	 98% .
7	U7	149	 99% .
7	UA	149	 99% .
7	UB	149	 99% .
7	UC	149	 99% .
7	UD	149	 99% .
7	UE	149	 99% .
7	UF	149	 98% .
7	UG	149	 99% .
7	UU	149	 99% .
7	UV	149	 99% .
7	UW	149	 99% .
7	UX	149	 99% .
7	UY	149	 97% .
7	UZ	149	 99% .

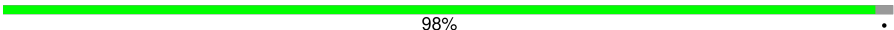

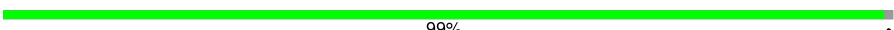











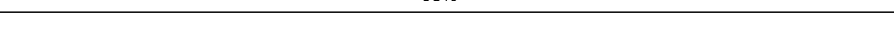
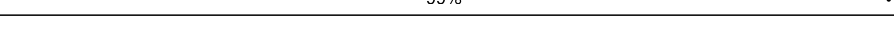
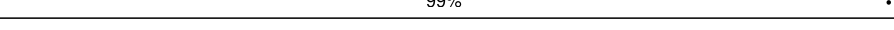
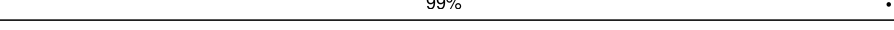
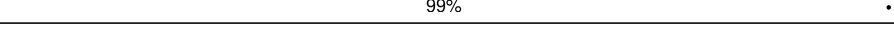
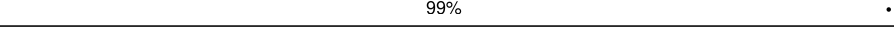

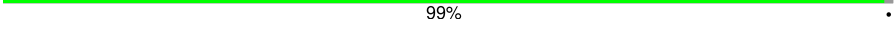
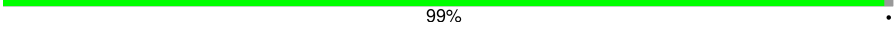
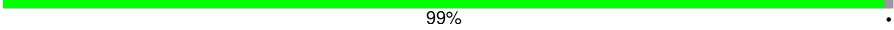
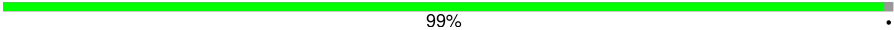
Continued on next page...

Continued from previous page...

Mol	Chain	Length	Quality of chain
7	Ua	149	 99% .
7	Ub	149	 99% .
7	Uc	149	 99% .
7	Ud	149	 99% .
7	Ue	149	 99% .
7	Uf	149	 98% .
7	Ug	149	 99% .
7	Uu	149	 99% .
7	Uv	149	 99% .
7	Uw	149	 99% .
7	Ux	149	 99% .
7	Uy	149	 97% .
7	Uz	149	 99% .
7	V0	149	 99% .
7	VK	149	 99% .
7	VL	149	 99% .
7	VM	149	 99% .
7	VN	149	 99% .
7	VO	149	 97% .
7	VP	149	 99% .
7	VQ	149	 99% .
7	VR	149	 99% .
7	VS	149	 99% .
7	VT	149	 99% .
7	VU	149	 99% .

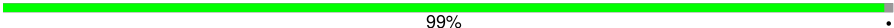
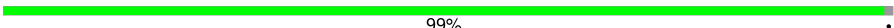
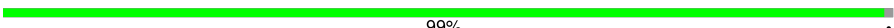
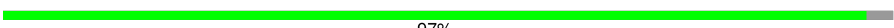
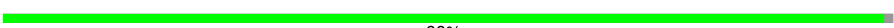










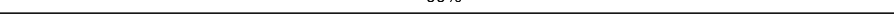
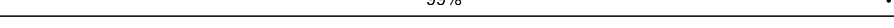
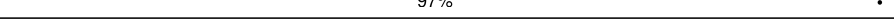
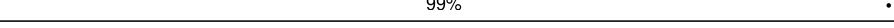
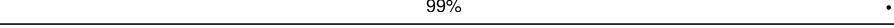
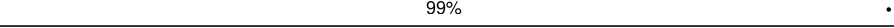
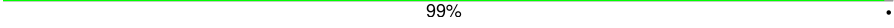
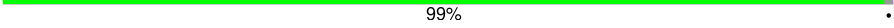
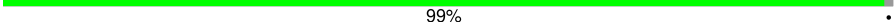
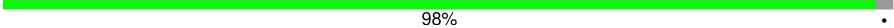
Continued on next page...

Continued from previous page...

Mol	Chain	Length	Quality of chain
7	VV	149	 98% .
7	VW	149	 99% .
7	Vk	149	 99% .
7	Vl	149	 99% .
7	Vm	149	 99% .
7	Vn	149	 99% .
7	Vo	149	 97% .
7	Vp	149	 99% .
7	Vq	149	 99% .
7	Vr	149	 99% .
7	Vs	149	 99% .
7	Vt	149	 99% .
7	Vu	149	 99% .
7	Vv	149	 98% .
7	Vw	149	 99% .
7	W0	149	 99% .
7	W1	149	 99% .
7	W2	149	 99% .
7	W3	149	 99% .
7	W4	149	 97% .
7	W5	149	 99% .
7	W6	149	 99% .
7	W7	149	 99% .
7	W8	149	 99% .
7	W9	149	 99% .

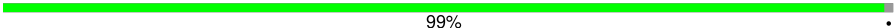
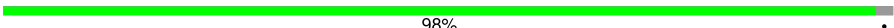
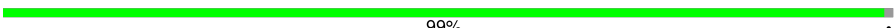
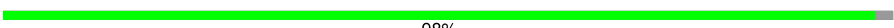
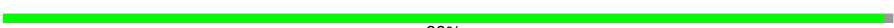










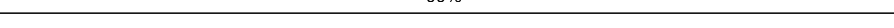
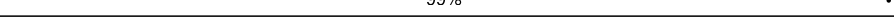
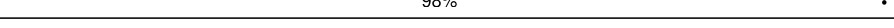
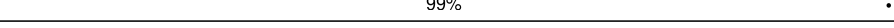
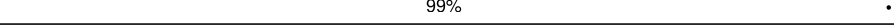
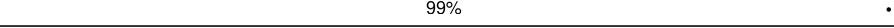
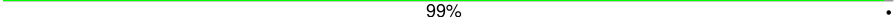
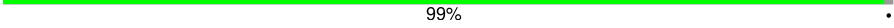
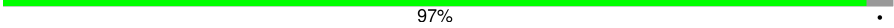
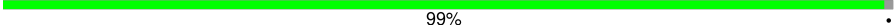
Continued on next page...

Continued from previous page...

Mol	Chain	Length	Quality of chain
7	WA	149	 99% .
7	WB	149	 99% .
7	WC	149	 99% .
7	WD	149	 97% .
7	WE	149	 99% .
7	WF	149	 99% .
7	WG	149	 99% .
7	WH	149	 99% .
7	WI	149	 99% .
7	WJ	149	 99% .
7	WK	149	 98% .
7	WL	149	 99% .
7	WZ	149	 99% .
7	Wa	149	 99% .
7	Wb	149	 99% .
7	Wc	149	 99% .
7	Wd	149	 97% .
7	We	149	 99% .
7	Wf	149	 99% .
7	Wg	149	 99% .
7	Wh	149	 99% .
7	Wi	149	 99% .
7	Wj	149	 99% .
7	Wk	149	 98% .
7	Wl	149	 99% .
















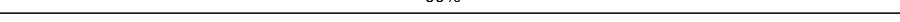
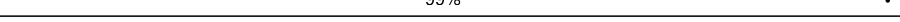
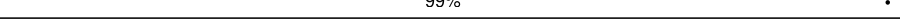
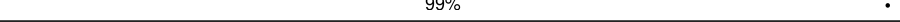
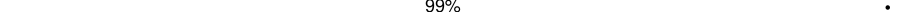
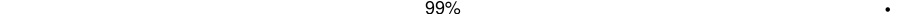

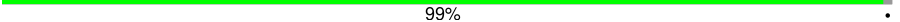

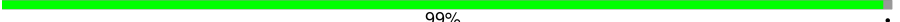
Continued on next page...

Continued from previous page...

Mol	Chain	Length	Quality of chain
7	Wz	149	 99% .
7	X1	149	 98% .
7	X2	149	 99% .
7	XA	149	 98% .
7	XB	149	 99% .
7	XP	149	 99% .
7	XQ	149	 99% .
7	XR	149	 99% .
7	XS	149	 99% .
7	XT	149	 97% .
7	XU	149	 99% .
7	XV	149	 99% .
7	XW	149	 99% .
7	XX	149	 99% .
7	XY	149	 99% .
7	XZ	149	 99% .
7	Xa	149	 98% .
7	Xb	149	 99% .
7	Xp	149	 99% .
7	Xq	149	 99% .
7	Xr	149	 99% .
7	Xs	149	 99% .
7	Xt	149	 97% .
7	Xu	149	 99% .
7	Xv	149	 99% .

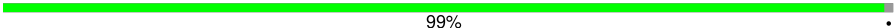
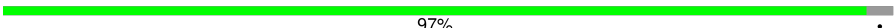
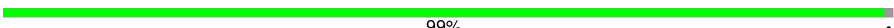
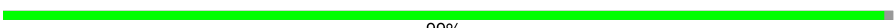
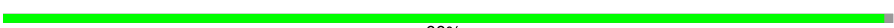










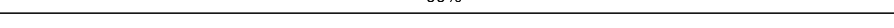
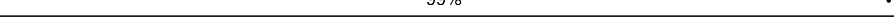
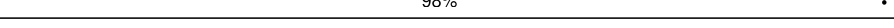
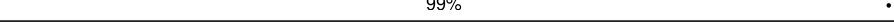
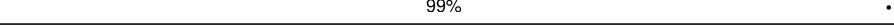
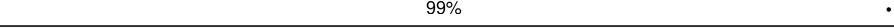
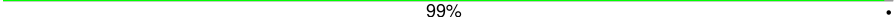
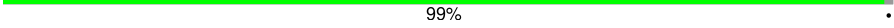
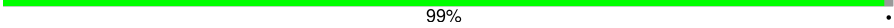
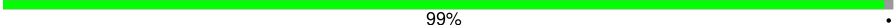
Continued on next page...

Continued from previous page...

Mol	Chain	Length	Quality of chain
7	Xw	149	 99% .
7	Xx	149	 99% .
7	Xy	149	 99% .
7	Xz	149	 99% .
7	Y0	149	 97% .
7	Y6	149	 99% .
7	Y7	149	 99% .
7	Y8	149	 99% .
7	Y9	149	 99% .
7	YF	149	 99% .
7	YG	149	 99% .
7	YH	149	 99% .
7	YI	149	 99% .
7	YJ	149	 97% .
7	YK	149	 99% .
7	YL	149	 99% .
7	YM	149	 99% .
7	YN	149	 99% .
7	YO	149	 99% .
7	YP	149	 99% .
7	YQ	149	 98% .
7	YR	149	 99% .
7	Yf	149	 99% .
7	Yg	149	 99% .
7	Yh	149	 99% .
















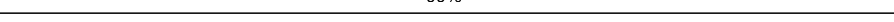
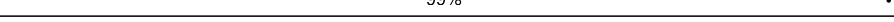
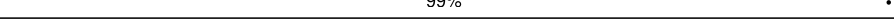
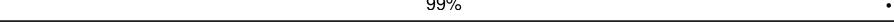
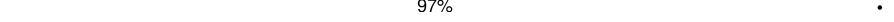
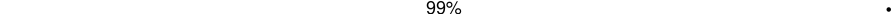
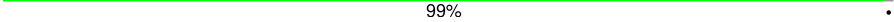
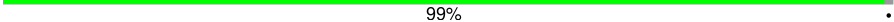
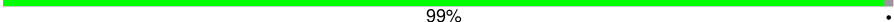

Continued on next page...

Continued from previous page...

Mol	Chain	Length	Quality of chain
7	Yi	149	 99% .
7	Yj	149	 97% .
7	Yk	149	 99% .
7	Yl	149	 99% .
7	Ym	149	 99% .
7	Yn	149	 99% .
7	Yo	149	 99% .
7	Yp	149	 99% .
7	Yq	149	 98% .
7	Yr	149	 99% .
7	Z1	149	 99% .
7	Z2	149	 99% .
7	Z3	149	 99% .
7	Z4	149	 99% .
7	Z5	149	 99% .
7	Z6	149	 99% .
7	Z7	149	 98% .
7	Z8	149	 99% .
7	ZA	149	 99% .
7	ZB	149	 99% .
7	ZC	149	 99% .
7	ZD	149	 99% .
7	ZE	149	 99% .
7	ZF	149	 99% .
7	ZG	149	 98% .
















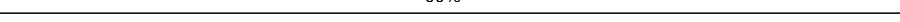
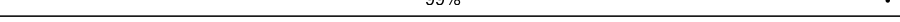
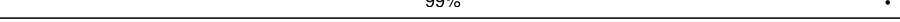
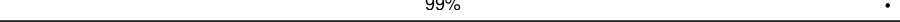
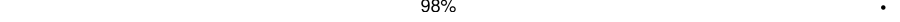
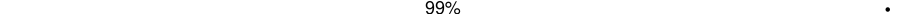
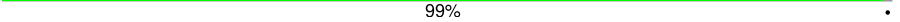
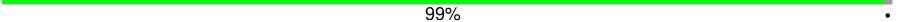

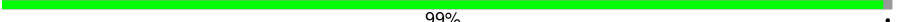
Continued on next page...

Continued from previous page...

Mol	Chain	Length	Quality of chain
7	ZH	149	 99% .
7	ZV	149	 99% .
7	ZW	149	 99% .
7	ZX	149	 99% .
7	ZY	149	 99% .
7	ZZ	149	 97% .
7	Za	149	 99% .
7	Zb	149	 99% .
7	Zc	149	 99% .
7	Zd	149	 99% .
7	Ze	149	 99% .
7	Zf	149	 99% .
7	Zg	149	 98% .
7	Zh	149	 99% .
7	Zv	149	 99% .
7	Zw	149	 99% .
7	Zx	149	 99% .
7	Zy	149	 99% .
7	ZZ	149	 97% .
7	aL	149	 99% .
7	aM	149	 99% .
7	aN	149	 99% .
7	aO	149	 99% .
7	aP	149	 97% .
7	aQ	149	 99% .
















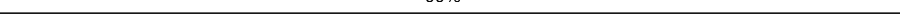
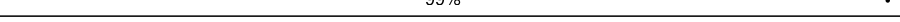
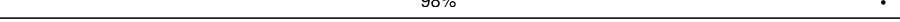
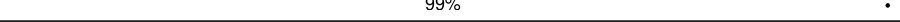
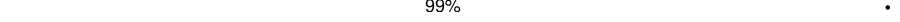
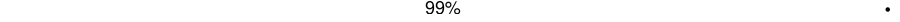
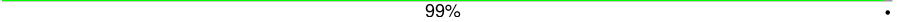
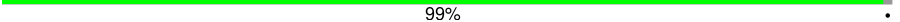

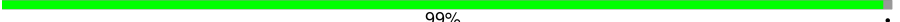
Continued on next page...

Continued from previous page...

Mol	Chain	Length	Quality of chain
7	aR	149	 99% .
7	aS	149	 99% .
7	aT	149	 99% .
7	aU	149	 99% .
7	aV	149	 99% .
7	aW	149	 98% .
7	aX	149	 99% .
7	ak	149	 99% .
7	al	149	 99% .
7	am	149	 99% .
7	an	149	 99% .
7	ao	149	 97% .
7	ap	149	 99% .
7	aq	149	 99% .
7	ar	149	 99% .
7	as	149	 99% .
7	at	149	 99% .
7	au	149	 99% .
7	av	149	 98% .
7	aw	149	 99% .
7	b0	149	 99% .
7	b1	149	 99% .
7	b2	149	 99% .
7	b3	149	 99% .
7	b4	149	 99% .

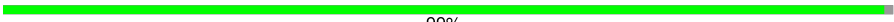













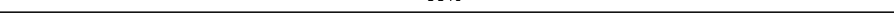
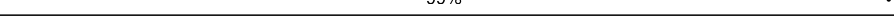
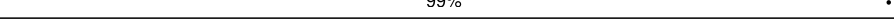
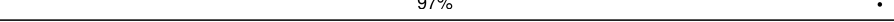
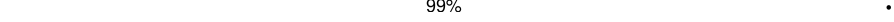
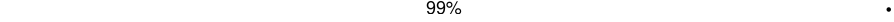
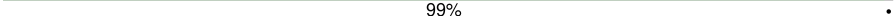
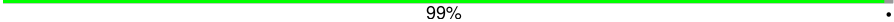
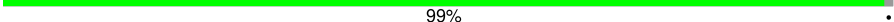
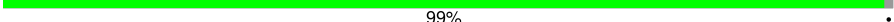
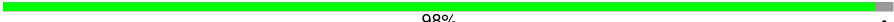
Continued on next page...

Continued from previous page...

Mol	Chain	Length	Quality of chain
7	b5	149	 97% .
7	b6	149	 99% .
7	b7	149	 99% .
7	b8	149	 99% .
7	b9	149	 99% .
7	bA	149	 99% .
7	bB	149	 99% .
7	bC	149	 99% .
7	bD	149	 99% .
7	bE	149	 97% .
7	bF	149	 99% .
7	bG	149	 99% .
7	bH	149	 99% .
7	bI	149	 99% .
7	bJ	149	 99% .
7	bK	149	 99% .
7	bL	149	 98% .
7	bM	149	 99% .
7	ba	149	 99% .
7	bb	149	 99% .
7	bc	149	 99% .
7	bd	149	 99% .
7	be	149	 97% .
7	bf	149	 99% .
7	bg	149	 99% .

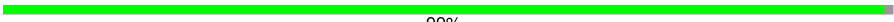













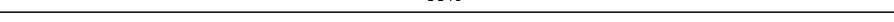
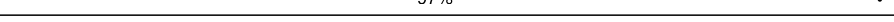
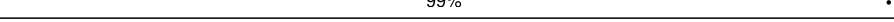
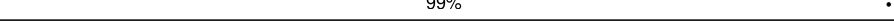
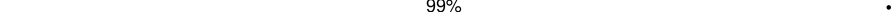
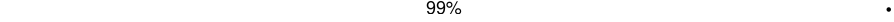
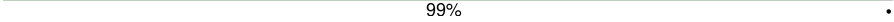
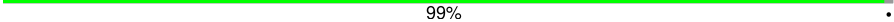

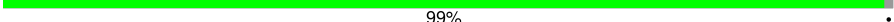
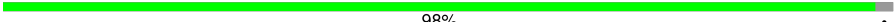
Continued on next page...

Continued from previous page...

Mol	Chain	Length	Quality of chain
7	bh	149	 99% .
7	bi	149	 99% .
7	bj	149	 99% .
7	bk	149	 99% .
7	bl	149	 98% .
7	bm	149	 99% .
7	c1	149	 99% .
7	c2	149	 98% .
7	c3	149	 99% .
7	cA	149	 99% .
7	cB	149	 98% .
7	cC	149	 99% .
7	cQ	149	 99% .
7	cR	149	 99% .
7	cS	149	 99% .
7	cT	149	 99% .
7	cU	149	 97% .
7	cV	149	 99% .
7	cW	149	 99% .
7	cX	149	 99% .
7	cY	149	 99% .
7	cZ	149	 99% .
7	ca	149	 99% .
7	cb	149	 98% .
7	cc	149	 99% .
















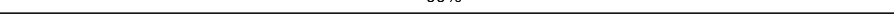
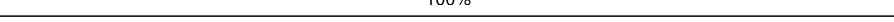
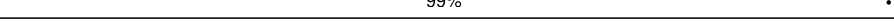
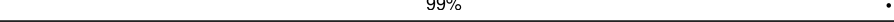
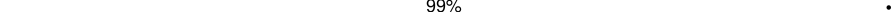
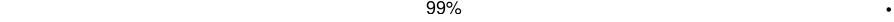
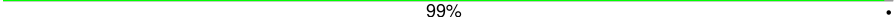
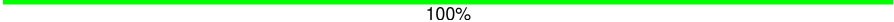
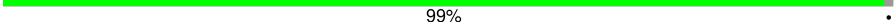
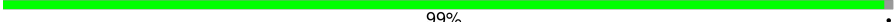
Continued on next page...

Continued from previous page...

Mol	Chain	Length	Quality of chain
7	cq	149	 99% .
7	cr	149	 99% .
7	cs	149	 99% .
7	ct	149	 99% .
7	cu	149	 97% .
7	cv	149	 99% .
7	cw	149	 99% .
7	cx	149	 99% .
7	cy	149	 99% .
7	cz	149	 99% .
7	dG	149	 99% .
7	dH	149	 99% .
7	dI	149	 99% .
7	dJ	149	 99% .
7	dK	149	 97% .
7	dL	149	 99% .
7	dM	149	 99% .
7	dN	149	 99% .
7	dO	149	 99% .
7	dP	149	 99% .
7	dQ	149	 99% .
7	dR	149	 98% .
7	dS	149	 99% .
8	E1	332	 98% .
8	EO	332	 100% .

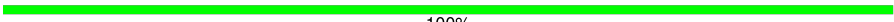













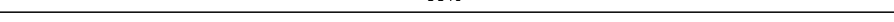
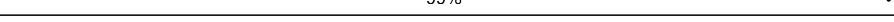

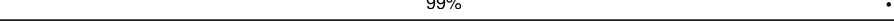
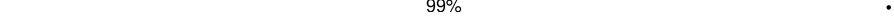
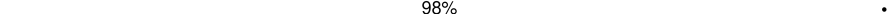
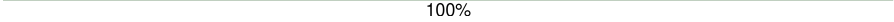
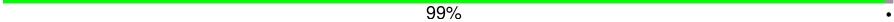
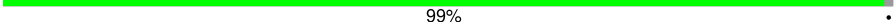

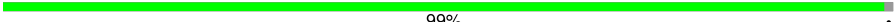
Continued on next page...

Continued from previous page...

Mol	Chain	Length	Quality of chain
8	EP	332	 99% .
8	EQ	332	 99% .
8	ER	332	 100%
8	ES	332	 99% .
8	ET	332	 99% .
8	EU	332	 99% .
8	EV	332	 99% .
8	EW	332	 99% .
8	EX	332	 100%
8	EY	332	 99% .
8	EZ	332	 99% .
8	Ea	332	 98% .
8	Eo	332	 100%
8	Ep	332	 99% .
8	Eq	332	 99% .
8	Er	332	 100%
8	Es	332	 99% .
8	Et	332	 99% .
8	Eu	332	 99% .
8	Ev	332	 99% .
8	Ew	332	 99% .
8	Ex	332	 100%
8	Ey	332	 99% .
8	Ez	332	 99% .
8	F0	332	 99% .
















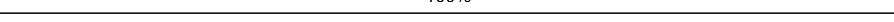
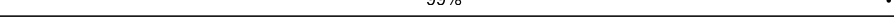
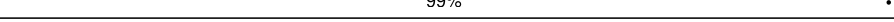

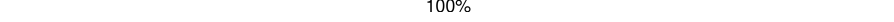
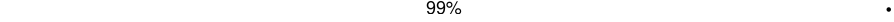
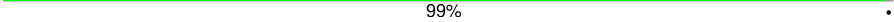
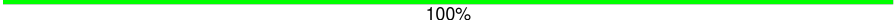
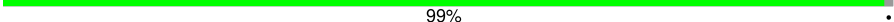
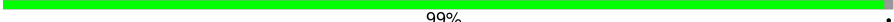
Continued on next page...

Continued from previous page...

Mol	Chain	Length	Quality of chain
8	F4	332	 100%
8	F5	332	 99%
8	F6	332	 99%
8	F7	332	 100%
8	F8	332	 99%
8	F9	332	 99%
8	FE	332	 100%
8	FF	332	 99%
8	FG	332	 99%
8	FH	332	 100%
8	FI	332	 99%
8	FJ	332	 99%
8	FK	332	 99%
8	FL	332	 99%
8	FM	332	 99%
8	FN	332	 100%
8	FO	332	 99%
8	FP	332	 99%
8	FQ	332	 98%
8	Fe	332	 100%
8	Ff	332	 99%
8	Fg	332	 99%
8	Fh	332	 100%
8	Fi	332	 99%
8	Fj	332	 99%
















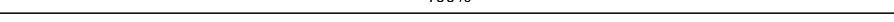
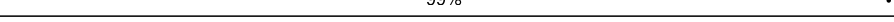
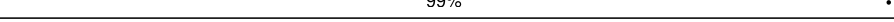

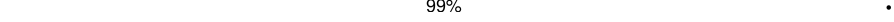
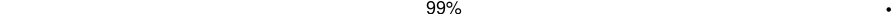
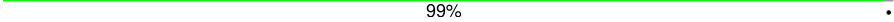
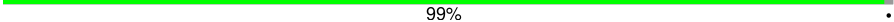
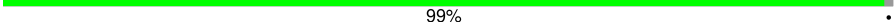
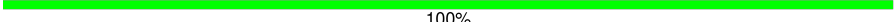
Continued on next page...

Continued from previous page...

Mol	Chain	Length	Quality of chain
8	Fk	332	 99% .
8	Fl	332	 99% .
8	Fm	332	 99% .
8	Fn	332	 100% .
8	Fo	332	 99% .
8	Fp	332	 99% .
8	G1	332	 99% .
8	G2	332	 99% .
8	G3	332	 100% .
8	G4	332	 99% .
8	G5	332	 99% .
8	G6	332	 98% .
8	GA	332	 99% .
8	GB	332	 99% .
8	GC	332	 100% .
8	GD	332	 99% .
8	GE	332	 99% .
8	GF	332	 98% .
8	GT	332	 100% .
8	GU	332	 99% .
8	GV	332	 99% .
8	GW	332	 100% .
8	GX	332	 99% .
8	GY	332	 99% .
8	GZ	332	 99% .

Continued on next page...

Continued from previous page...

Mol	Chain	Length	Quality of chain
8	Ga	332	 99% .
8	Gb	332	 99% .
8	Gc	332	 100%
8	Gd	332	 99% .
8	Ge	332	 99% .
8	Gf	332	 98% .
8	Gt	332	 100%
8	Gu	332	 99% .
8	Gv	332	 99% .
8	Gw	332	 100%
8	Gx	332	 99% .
8	Gy	332	 99% .
8	Gz	332	 99% .
8	H0	332	 100%
8	HJ	332	 100%
8	HK	332	 99% .
8	HL	332	 99% .
8	HM	332	 100%
8	HN	332	 99% .
8	HO	332	 99% .
8	HP	332	 99% .
8	HQ	332	 99% .
8	HR	332	 99% .
8	HS	332	 100%
8	HT	332	 99% .
















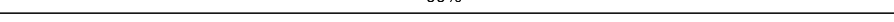
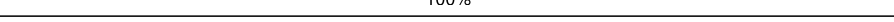
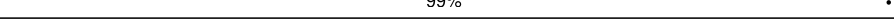
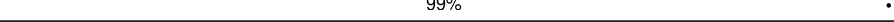
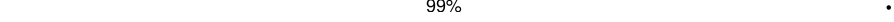
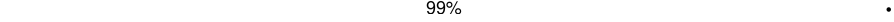
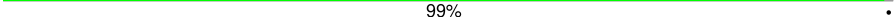
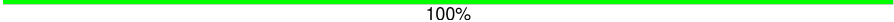
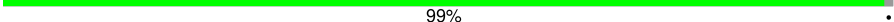
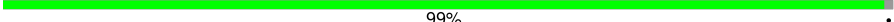
Continued on next page...

Continued from previous page...

Mol	Chain	Length	Quality of chain
8	HU	332	99%
8	HV	332	98%
8	Hj	332	100%
8	Hk	332	99%
8	Hl	332	99%
8	Hm	332	100%
8	Hn	332	99%
8	Ho	332	99%
8	Hp	332	99%
8	Hq	332	99%
8	Hr	332	99%
8	Hs	332	100%
8	Ht	332	99%
8	Hu	332	99%
8	Hv	332	98%
8	I0	332	99%
8	I1	332	99%
8	I2	332	100%
8	I3	332	99%
8	I4	332	99%
8	I5	332	99%
8	I6	332	99%
8	I7	332	99%
8	I8	332	100%
8	I9	332	99%
















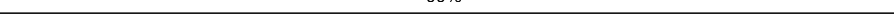
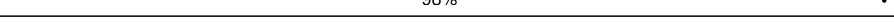

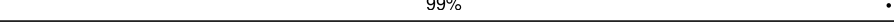
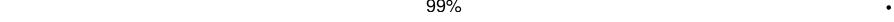

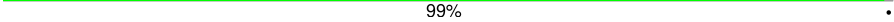
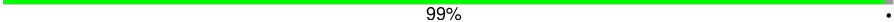
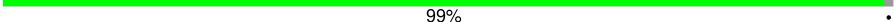
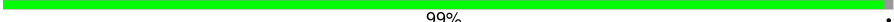
Continued on next page...

Continued from previous page...

Mol	Chain	Length	Quality of chain
8	IA	332	 99% .
8	IB	332	 99% .
8	IC	332	 100% .
8	ID	332	 99% .
8	IE	332	 99% .
8	IF	332	 99% .
8	IG	332	 99% .
8	IH	332	 99% .
8	II	332	 100% .
8	IJ	332	 99% .
8	IK	332	 99% .
8	IL	332	 98% .
8	IZ	332	 100% .
8	Ia	332	 99% .
8	Ib	332	 99% .
8	Ic	332	 100% .
8	Id	332	 99% .
8	Ie	332	 99% .
8	If	332	 99% .
8	Ig	332	 99% .
8	Ih	332	 99% .
8	Ii	332	 100% .
8	Ij	332	 99% .
8	Ik	332	 99% .
8	Iy	332	 100% .
















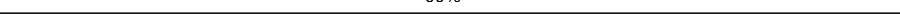
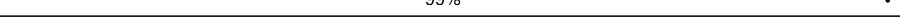
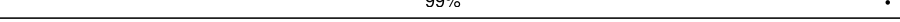
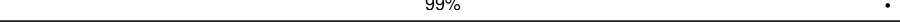
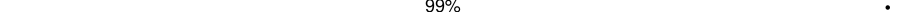
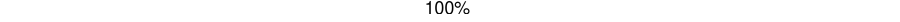
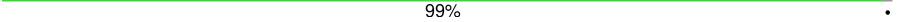
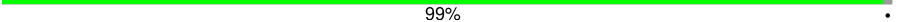

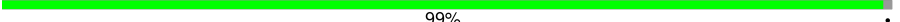
Continued on next page...

Continued from previous page...

Mol	Chain	Length	Quality of chain
8	Iz	332	 99% .
8	Jl	332	 98% .
8	JA	332	 98% .
8	JO	332	 100%
8	JP	332	 99% .
8	JQ	332	 99% .
8	JR	332	 100%
8	JS	332	 99% .
8	JT	332	 99% .
8	JU	332	 99% .
8	JV	332	 99% .
8	JW	332	 99% .
8	JX	332	 100%
8	JY	332	 99% .
8	JZ	332	 99% .
8	Ja	332	 98% .
8	Jo	332	 100%
8	Jp	332	 99% .
8	Jq	332	 99% .
8	Jr	332	 100%
8	Js	332	 99% .
8	Jt	332	 99% .
8	Ju	332	 99% .
8	Jv	332	 99% .
8	Jw	332	 99% .

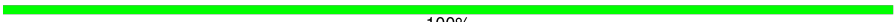













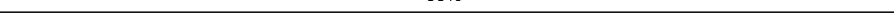
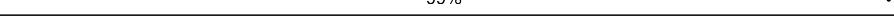
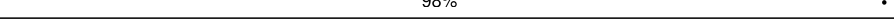
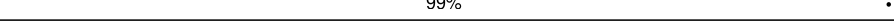
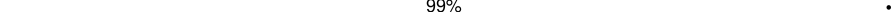

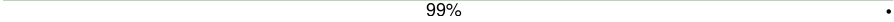
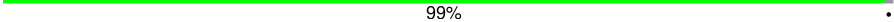


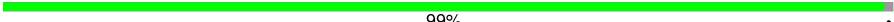
Continued on next page...

Continued from previous page...

Mol	Chain	Length	Quality of chain
8	Jx	332	 100%
8	Jy	332	 99%
8	Jz	332	 99%
8	K0	332	 99%
8	K4	332	 100%
8	K5	332	 99%
8	K6	332	 99%
8	K7	332	 100%
8	K8	332	 99%
8	K9	332	 99%
8	KE	332	 100%
8	KF	332	 99%
8	KG	332	 99%
8	KH	332	 100%
8	KI	332	 99%
8	KJ	332	 99%
8	KK	332	 99%
8	KL	332	 99%
8	KM	332	 99%
8	KN	332	 100%
8	KO	332	 99%
8	KP	332	 99%
8	Kd	332	 100%
8	Ke	332	 99%
8	Kf	332	 99%

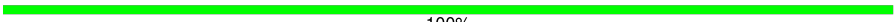













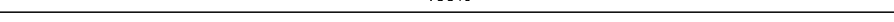
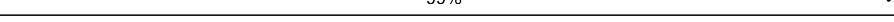
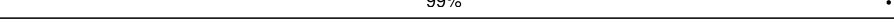
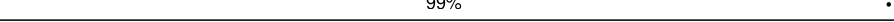


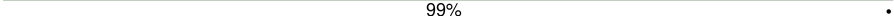
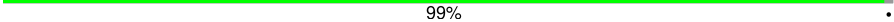

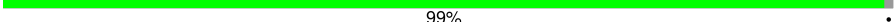
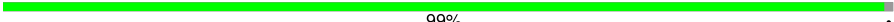
Continued on next page...

Continued from previous page...

Mol	Chain	Length	Quality of chain
8	Kg	332	 100%
8	Kh	332	 99%
8	Ki	332	 99%
8	Kj	332	 99%
8	Kk	332	 99%
8	Kl	332	 99%
8	Km	332	 100%
8	Kn	332	 99%
8	Ko	332	 99%
8	Kp	332	 98%
8	L1	332	 99%
8	L2	332	 99%
8	L3	332	 100%
8	L4	332	 99%
8	L5	332	 99%
8	L6	332	 98%
8	LA	332	 99%
8	LB	332	 99%
8	LC	332	 100%
8	LD	332	 99%
8	LE	332	 99%
8	LF	332	 98%
8	LT	332	 100%
8	LU	332	 99%
8	LV	332	 99%

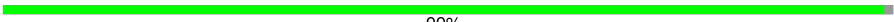













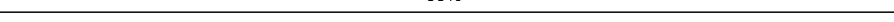
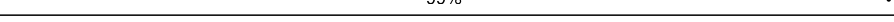

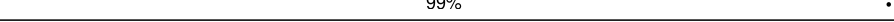
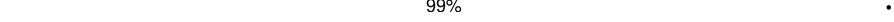
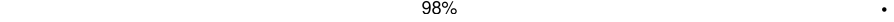
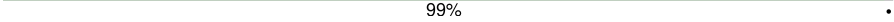
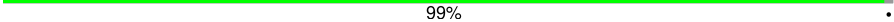
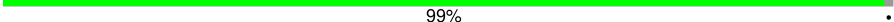

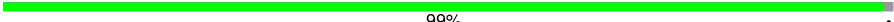
Continued on next page...

Continued from previous page...

Mol	Chain	Length	Quality of chain
8	LW	332	 100%
8	LX	332	 99%
8	LY	332	 99%
8	LZ	332	 99%
8	La	332	 99%
8	Lb	332	 99%
8	Lc	332	 100%
8	Ld	332	 99%
8	Le	332	 99%
8	Lf	332	 98%
8	Lt	332	 100%
8	Lu	332	 99%
8	Lv	332	 99%
8	Lw	332	 100%
8	Lx	332	 99%
8	Ly	332	 99%
8	Lz	332	 99%
8	M0	332	 100%
8	MJ	332	 100%
8	MK	332	 99%
8	ML	332	 99%
8	MM	332	 100%
8	MN	332	 99%
8	MO	332	 99%
8	MP	332	 99%

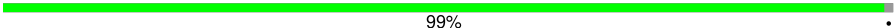
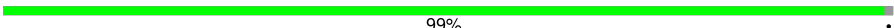
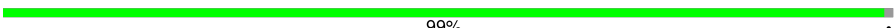
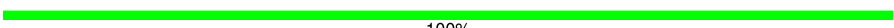
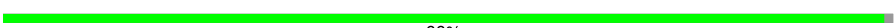










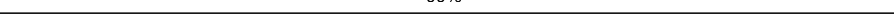
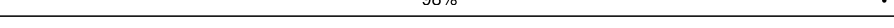
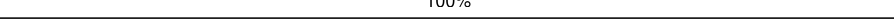
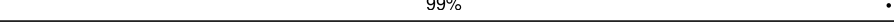
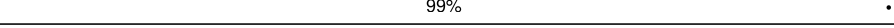
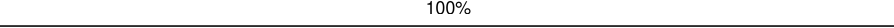
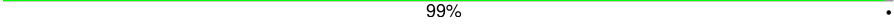
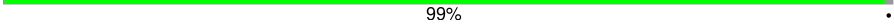
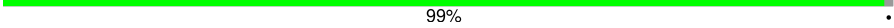
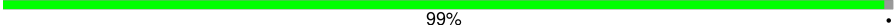
Continued on next page...

Continued from previous page...

Mol	Chain	Length	Quality of chain
8	MQ	332	 99% .
8	MR	332	 99% .
8	MS	332	 100%
8	MT	332	 99% .
8	MU	332	 99% .
8	MV	332	 98% .
8	Mj	332	 100%
8	Mk	332	 99% .
8	Ml	332	 99% .
8	Mm	332	 100%
8	Mn	332	 99% .
8	Mo	332	 99% .
8	Mp	332	 99% .
8	Mq	332	 99% .
8	Mr	332	 99% .
8	Ms	332	 100%
8	Mt	332	 99% .
8	Mu	332	 99% .
8	Mv	332	 98% .
8	N0	332	 99% .
8	N1	332	 99% .
8	N2	332	 99% .
8	N3	332	 100%
8	N4	332	 99% .
8	N5	332	 99% .

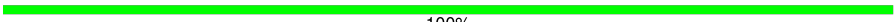













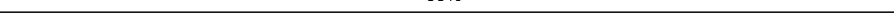
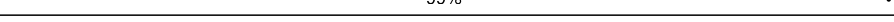
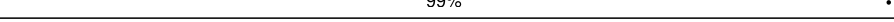
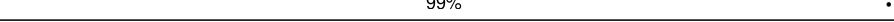
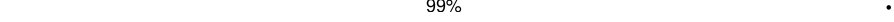

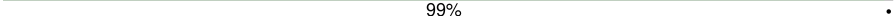
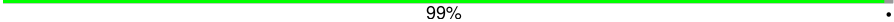


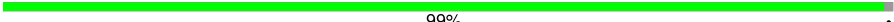
Continued on next page...

Continued from previous page...

Mol	Chain	Length	Quality of chain
8	N6	332	 99% .
8	N7	332	 99% .
8	N8	332	 99% .
8	N9	332	 100% .
8	NA	332	 99% .
8	NB	332	 99% .
8	NC	332	 100% .
8	ND	332	 99% .
8	NE	332	 99% .
8	NF	332	 99% .
8	NG	332	 99% .
8	NH	332	 99% .
8	NI	332	 100% .
8	NJ	332	 99% .
8	NK	332	 99% .
8	NL	332	 98% .
8	NZ	332	 100% .
8	Na	332	 99% .
8	Nb	332	 99% .
8	Nc	332	 100% .
8	Nd	332	 99% .
8	Ne	332	 99% .
8	Nf	332	 99% .
8	Ng	332	 99% .
8	Nh	332	 99% .

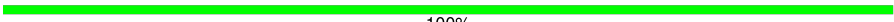













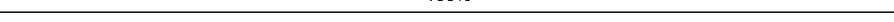
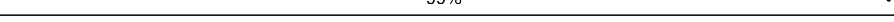
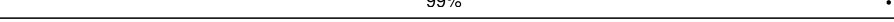

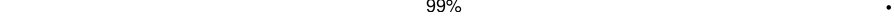
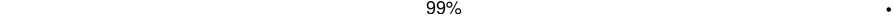
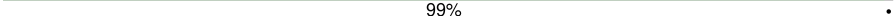
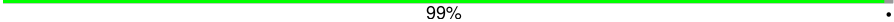
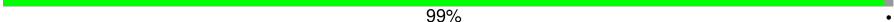

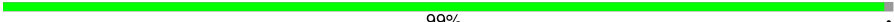
Continued on next page...

Continued from previous page...

Mol	Chain	Length	Quality of chain
8	Ni	332	 100%
8	Nj	332	 99%
8	Nk	332	 99%
8	Nl	332	 98%
8	Nz	332	 100%
8	O1	332	 99%
8	O2	332	 98%
8	OA	332	 99%
8	OB	332	 98%
8	OP	332	 100%
8	OQ	332	 99%
8	OR	332	 99%
8	OS	332	 100%
8	OT	332	 99%
8	OU	332	 99%
8	OV	332	 99%
8	OW	332	 99%
8	OX	332	 99%
8	OY	332	 100%
8	OZ	332	 99%
8	Oa	332	 99%
8	Ob	332	 98%
8	Op	332	 100%
8	Oq	332	 99%
8	Or	332	 99%

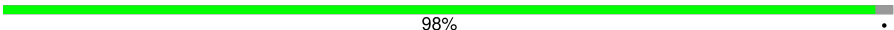
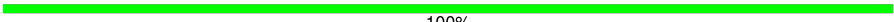
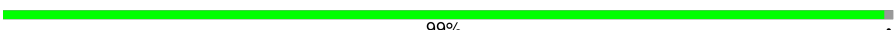
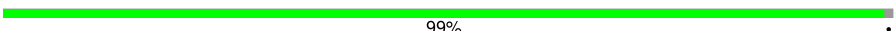
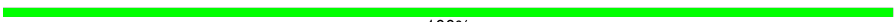
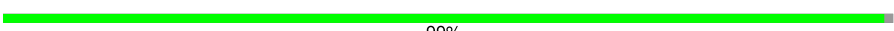

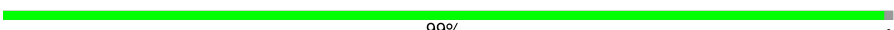
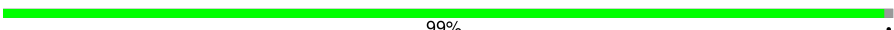
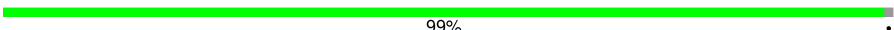
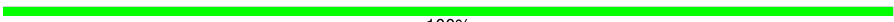

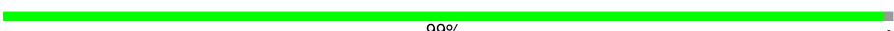
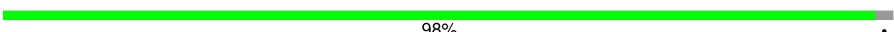
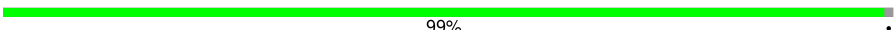
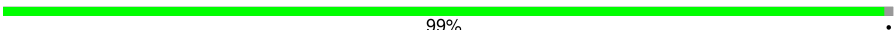
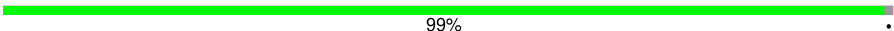
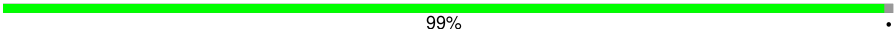


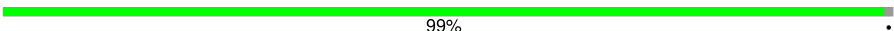
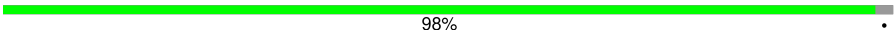
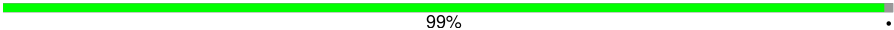
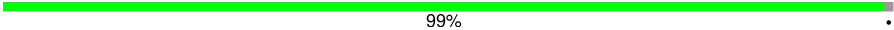
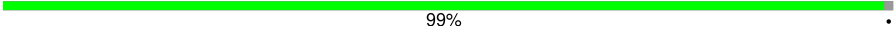
Continued on next page...

Continued from previous page...

Mol	Chain	Length	Quality of chain
8	Os	332	 100%
8	Ot	332	 99%
8	Ou	332	 99%
8	Ov	332	 99%
8	Ow	332	 99%
8	Ox	332	 99%
8	Oy	332	 100%
8	Oz	332	 99%
8	P0	332	 99%
8	P6	332	 100%
8	P7	332	 99%
8	P8	332	 99%
8	P9	332	 100%
8	PF	332	 100%
8	PG	332	 99%
8	PH	332	 99%
8	PI	332	 100%
8	PJ	332	 99%
8	PK	332	 99%
8	PL	332	 99%
8	PM	332	 99%
8	PN	332	 99%
8	PO	332	 100%
8	PP	332	 99%
8	PQ	332	 99%


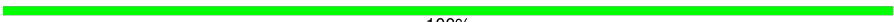













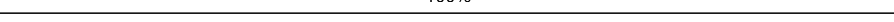
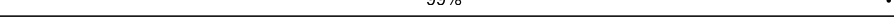
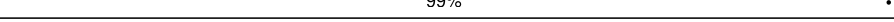

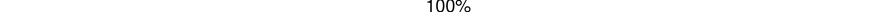
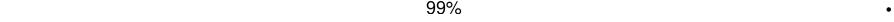
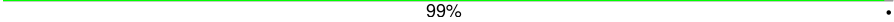
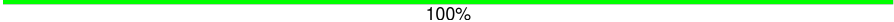
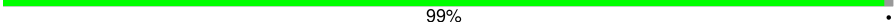
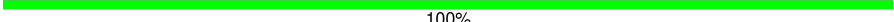
Continued on next page...

Continued from previous page...

Mol	Chain	Length	Quality of chain
8	PR	332	 98%
8	Pf	332	 100%
8	Pg	332	 99%
8	Ph	332	 99%
8	Pi	332	 100%
8	Pj	332	 99%
8	Pk	332	 99%
8	Pl	332	 99%
8	Pm	332	 99%
8	Pn	332	 99%
8	Po	332	 100%
8	Pp	332	 99%
8	Pq	332	 99%
8	Pr	332	 98%
8	Q1	332	 99%
8	Q2	332	 99%
8	Q3	332	 99%
8	Q4	332	 99%
8	Q5	332	 100%
8	Q6	332	 99%
8	Q7	332	 99%
8	Q8	332	 98%
8	QA	332	 99%
8	QB	332	 99%
8	QC	332	 99%

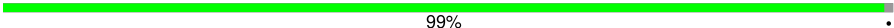
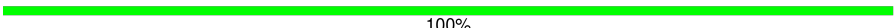
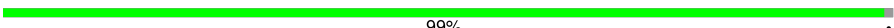
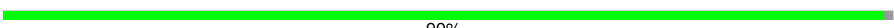
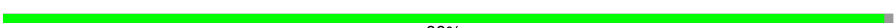










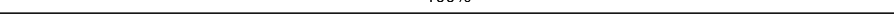
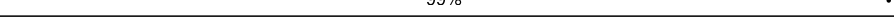
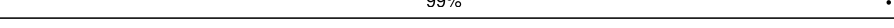
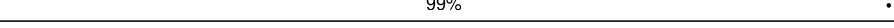
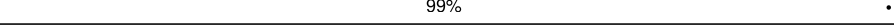
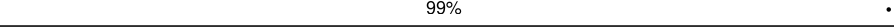
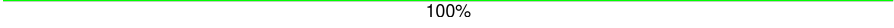
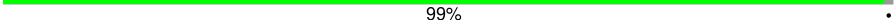
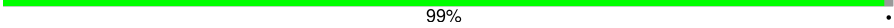
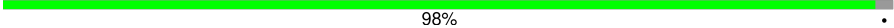
Continued on next page...

Continued from previous page...

Mol	Chain	Length	Quality of chain
8	QD	332	 99% .
8	QE	332	 100%
8	QF	332	 99% .
8	QG	332	 99% .
8	QH	332	 98% .
8	QV	332	 100%
8	QW	332	 99% .
8	QX	332	 99% .
8	QY	332	 100%
8	QZ	332	 99% .
8	Qa	332	 99% .
8	Qb	332	 99% .
8	Qc	332	 99% .
8	Qd	332	 99% .
8	Qe	332	 100%
8	Qf	332	 99% .
8	Qg	332	 99% .
8	Qh	332	 98% .
8	Qv	332	 100%
8	Qw	332	 99% .
8	Qx	332	 99% .
8	Qy	332	 100%
8	Qz	332	 99% .
8	RL	332	 100%
8	RM	332	 99% .

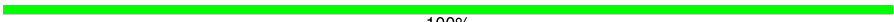













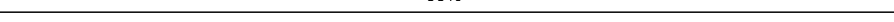
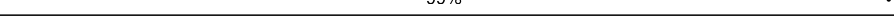
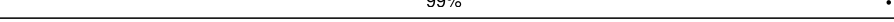
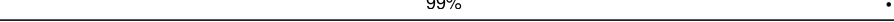

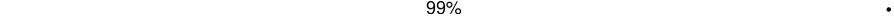
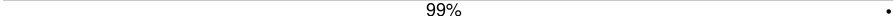
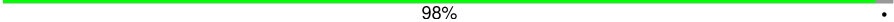

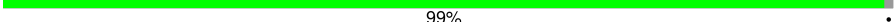
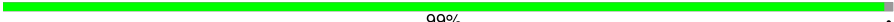
Continued on next page...

Continued from previous page...

Mol	Chain	Length	Quality of chain
8	RN	332	 99% .
8	RO	332	 100% .
8	RP	332	 99% .
8	RQ	332	 99% .
8	RR	332	 99% .
8	RS	332	 99% .
8	RT	332	 99% .
8	RU	332	 100% .
8	RV	332	 99% .
8	RW	332	 99% .
8	RX	332	 98% .
8	RI	332	 100% .
8	Rm	332	 99% .
8	Rn	332	 99% .
8	Ro	332	 100% .
8	Rp	332	 99% .
8	Rq	332	 99% .
8	Rr	332	 99% .
8	Rs	332	 99% .
8	Rt	332	 99% .
8	Ru	332	 100% .
8	Rv	332	 99% .
8	Rw	332	 99% .
8	Rx	332	 98% .
8	S0	332	 99% .
















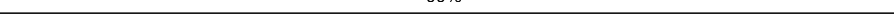
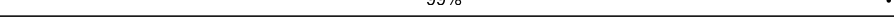
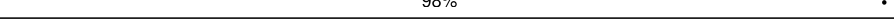

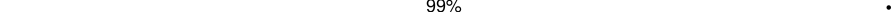
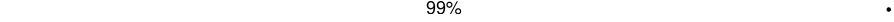
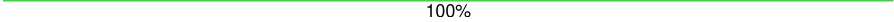
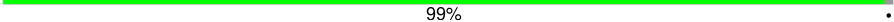
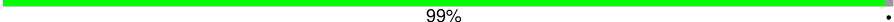
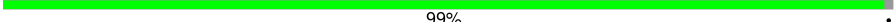
Continued on next page...

Continued from previous page...

Mol	Chain	Length	Quality of chain
8	S2	332	 100%
8	S3	332	 99%
8	S4	332	 99%
8	S5	332	 100%
8	S6	332	 99%
8	S7	332	 99%
8	S8	332	 99%
8	S9	332	 99%
8	SB	332	 100%
8	SC	332	 99%
8	SD	332	 99%
8	SE	332	 100%
8	SF	332	 99%
8	SG	332	 99%
8	SH	332	 99%
8	SI	332	 99%
8	SJ	332	 99%
8	SK	332	 100%
8	SL	332	 99%
8	SM	332	 99%
8	SN	332	 98%
8	Sb	332	 100%
8	Sc	332	 99%
8	Sd	332	 99%
8	Se	332	 100%


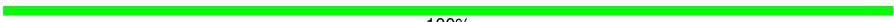













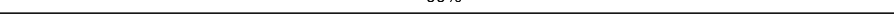
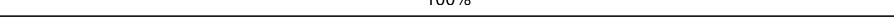
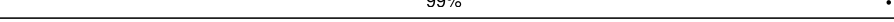

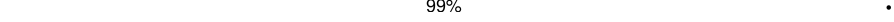
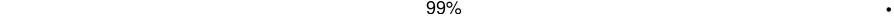
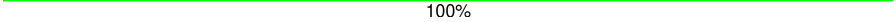
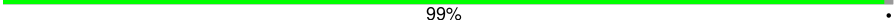
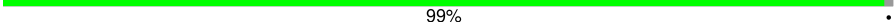
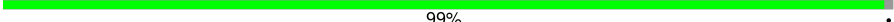
Continued on next page...

Continued from previous page...

Mol	Chain	Length	Quality of chain
8	Sf	332	 99% .
8	Sg	332	 99% .
8	Sh	332	 99% .
8	Si	332	 99% .
8	Sj	332	 99% .
8	Sk	332	 100% .
8	Sl	332	 99% .
8	Sm	332	 99% .
8	Sn	332	 98% .
8	T1	332	 100% .
8	T2	332	 99% .
8	T3	332	 99% .
8	T4	332	 98% .
8	TA	332	 100% .
8	TB	332	 99% .
8	TC	332	 99% .
8	TD	332	 98% .
8	TR	332	 100% .
8	TS	332	 99% .
8	TT	332	 99% .
8	TU	332	 100% .
8	TV	332	 99% .
8	TW	332	 99% .
8	TX	332	 99% .
8	TY	332	 99% .

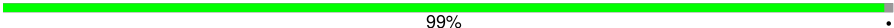
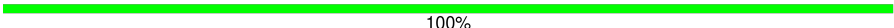



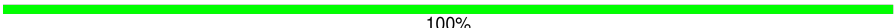
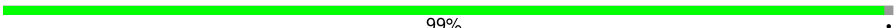
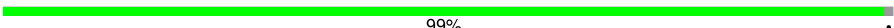
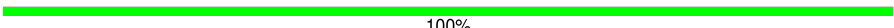
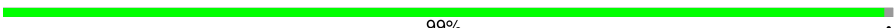
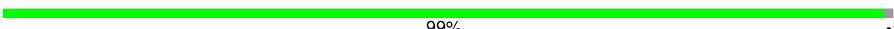

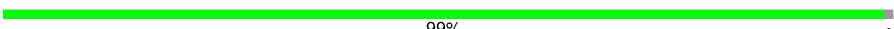
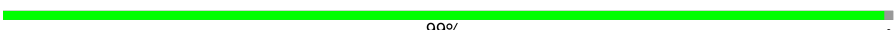

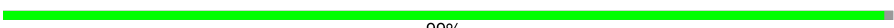
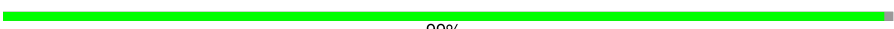
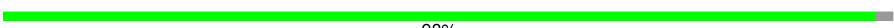
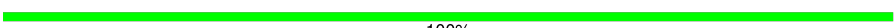
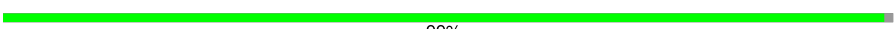
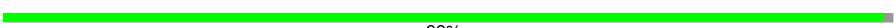

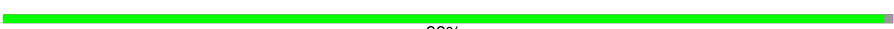


Continued on next page...

Continued from previous page...

Mol	Chain	Length	Quality of chain
8	TZ	332	 99% .
8	Ta	332	 100%
8	Tb	332	 99% .
8	Tc	332	 99% .
8	Td	332	 98% .
8	Tr	332	 100%
8	Ts	332	 99% .
8	Tt	332	 99% .
8	Tu	332	 100%
8	Tv	332	 99% .
8	Tw	332	 99% .
8	Tx	332	 99% .
8	Ty	332	 99% .
8	Tz	332	 99% .
8	U0	332	 99% .
8	U8	332	 100%
8	U9	332	 99% .
8	UH	332	 100%
8	UI	332	 99% .
8	UJ	332	 99% .
8	UK	332	 100%
8	UL	332	 99% .
8	UM	332	 99% .
8	UN	332	 99% .
8	UO	332	 99% .
















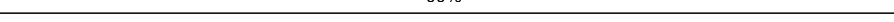
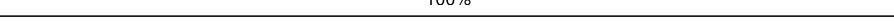
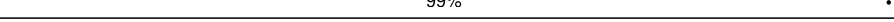
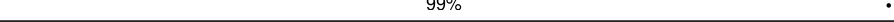
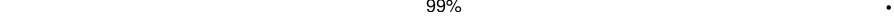
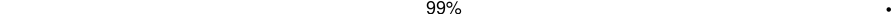
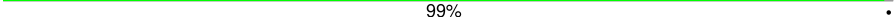
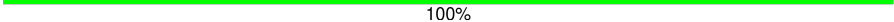
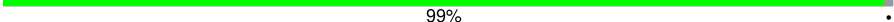
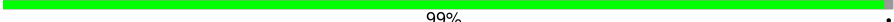
Continued on next page...

Continued from previous page...

Mol	Chain	Length	Quality of chain
8	UP	332	 99% .
8	UQ	332	 100%
8	UR	332	 99% .
8	US	332	 99% .
8	UT	332	 98% .
8	Uh	332	 100%
8	Ui	332	 99% .
8	Uj	332	 99% .
8	Uk	332	 100%
8	Ul	332	 99% .
8	Um	332	 99% .
8	Un	332	 99% .
8	Uo	332	 99% .
8	Up	332	 99% .
8	Uq	332	 100%
8	Ur	332	 99% .
8	Us	332	 99% .
8	Ut	332	 98% .
8	V1	332	 100%
8	V2	332	 99% .
8	V3	332	 99% .
8	V4	332	 99% .
8	V5	332	 99% .
8	V6	332	 99% .
8	V7	332	 100%

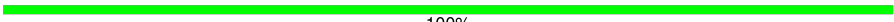













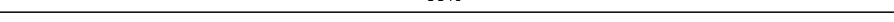
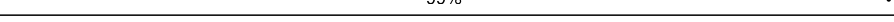
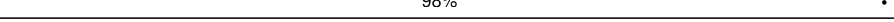

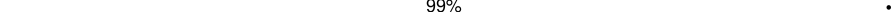
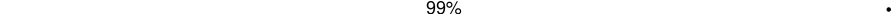
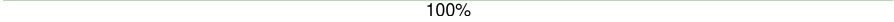
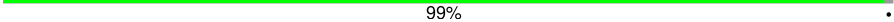
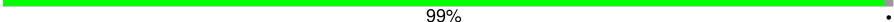
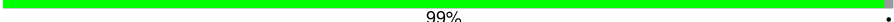
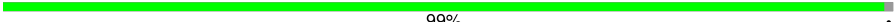
Continued on next page...

Continued from previous page...

Mol	Chain	Length	Quality of chain
8	V8	332	 99% .
8	V9	332	 99% .
8	VA	332	 100% .
8	VB	332	 99% .
8	VC	332	 99% .
8	VD	332	 99% .
8	VE	332	 99% .
8	VF	332	 99% .
8	VG	332	 100% .
8	VH	332	 99% .
8	VI	332	 99% .
8	VJ	332	 98% .
8	VX	332	 100% .
8	VY	332	 99% .
8	VZ	332	 99% .
8	Va	332	 100% .
8	Vb	332	 99% .
8	Vc	332	 99% .
8	Vd	332	 99% .
8	Ve	332	 99% .
8	Vf	332	 99% .
8	Vg	332	 100% .
8	Vh	332	 99% .
8	Vi	332	 99% .
8	Vj	332	 98% .

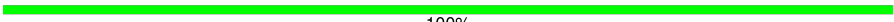













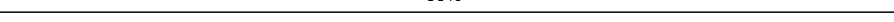
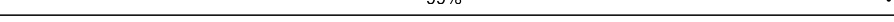

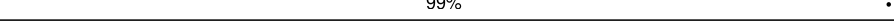
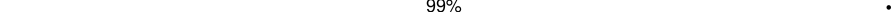
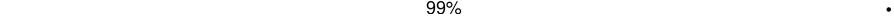
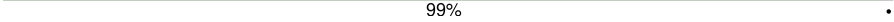
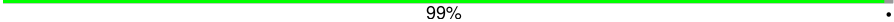

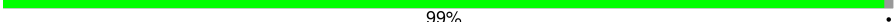
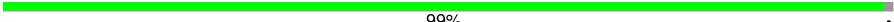
Continued on next page...

Continued from previous page...

Mol	Chain	Length	Quality of chain
8	Vx	332	 100%
8	Vy	332	 99%
8	Vz	332	 99%
8	WM	332	 100%
8	WN	332	 99%
8	WO	332	 99%
8	WP	332	 100%
8	WQ	332	 99%
8	WR	332	 99%
8	WS	332	 99%
8	WT	332	 99%
8	WU	332	 99%
8	WV	332	 100%
8	WW	332	 99%
8	WX	332	 99%
8	WY	332	 98%
8	Wm	332	 100%
8	Wn	332	 99%
8	Wo	332	 99%
8	Wp	332	 100%
8	Wq	332	 99%
8	Wr	332	 99%
8	Ws	332	 99%
8	Wt	332	 99%
8	Wu	332	 99%

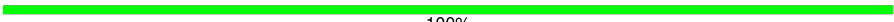













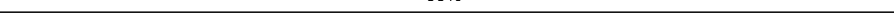
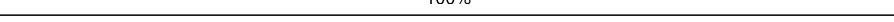
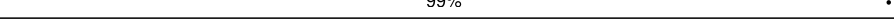
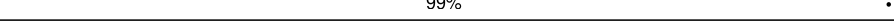
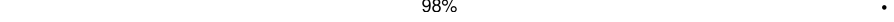
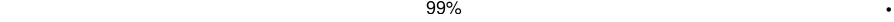
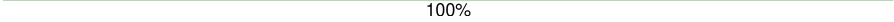
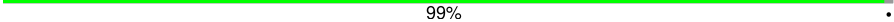
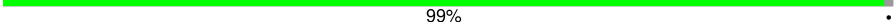
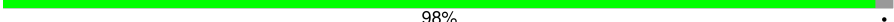

Continued on next page...

Continued from previous page...

Mol	Chain	Length	Quality of chain
8	Wv	332	 100%
8	Ww	332	 99%
8	Wx	332	 99%
8	Wy	332	 98%
8	X0	332	 99%
8	X3	332	 100%
8	X4	332	 99%
8	X5	332	 99%
8	X6	332	 100%
8	X7	332	 99%
8	X8	332	 99%
8	X9	332	 99%
8	XC	332	 100%
8	XD	332	 99%
8	XE	332	 99%
8	XF	332	 100%
8	XG	332	 99%
8	XH	332	 99%
8	XI	332	 99%
8	XJ	332	 99%
8	XK	332	 99%
8	XL	332	 100%
8	XM	332	 99%
8	XN	332	 99%
8	XO	332	 98%

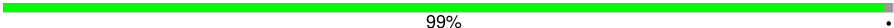
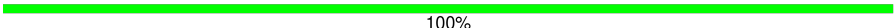


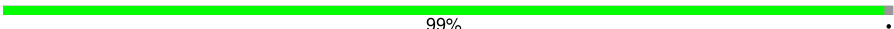

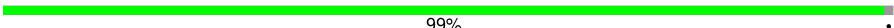
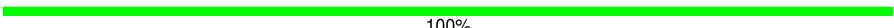
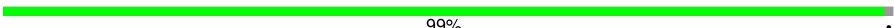
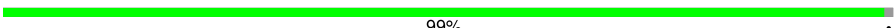
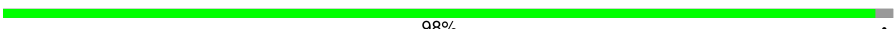
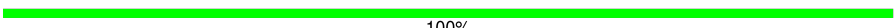
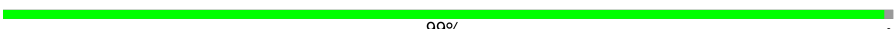
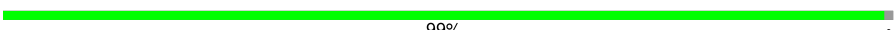

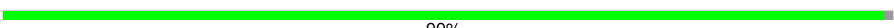
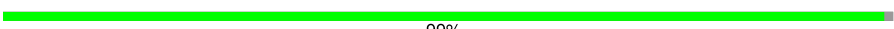
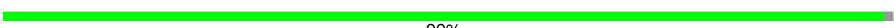
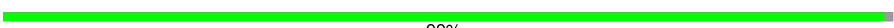
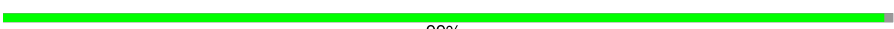
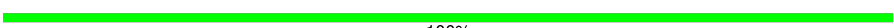

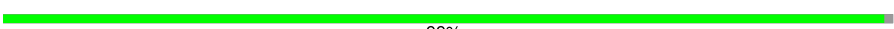


Continued on next page...

Continued from previous page...

Mol	Chain	Length	Quality of chain
8	Xc	332	 100%
8	Xd	332	 99%
8	Xe	332	 99%
8	Xf	332	 100%
8	Xg	332	 99%
8	Xh	332	 99%
8	Xi	332	 99%
8	Xj	332	 99%
8	Xk	332	 99%
8	Xl	332	 100%
8	Xm	332	 99%
8	Xn	332	 99%
8	Xo	332	 98%
8	Y1	332	 99%
8	Y2	332	 100%
8	Y3	332	 99%
8	Y4	332	 99%
8	Y5	332	 98%
8	YA	332	 99%
8	YB	332	 100%
8	YC	332	 99%
8	YD	332	 99%
8	YE	332	 98%
8	YS	332	 100%
8	YT	332	 99%
















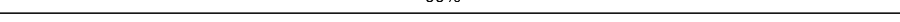
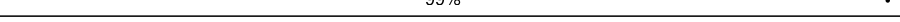
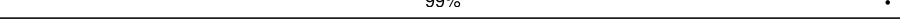
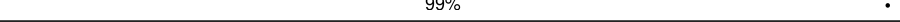
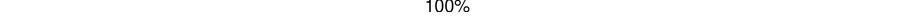
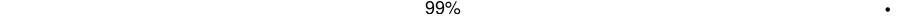
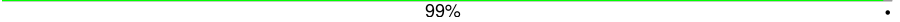
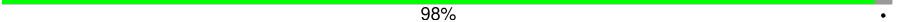
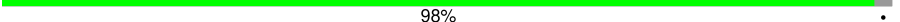
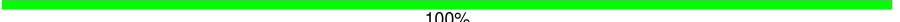
Continued on next page...

Continued from previous page...

Mol	Chain	Length	Quality of chain
8	YU	332	 99% .
8	YV	332	 100%
8	YW	332	 99% .
8	YX	332	 99% .
8	YY	332	 99% .
8	YZ	332	 99% .
8	Ya	332	 99% .
8	Yb	332	 100%
8	Yc	332	 99% .
8	Yd	332	 99% .
8	Ye	332	 98% .
8	Ys	332	 100%
8	Yt	332	 99% .
8	Yu	332	 99% .
8	Yv	332	 100%
8	Yw	332	 99% .
8	Yx	332	 99% .
8	Yy	332	 99% .
8	Yz	332	 99% .
8	Z0	332	 99% .
8	Z9	332	 100%
8	ZI	332	 100%
8	ZJ	332	 99% .
8	ZK	332	 99% .
8	ZL	332	 100%
















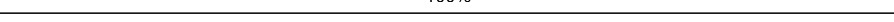
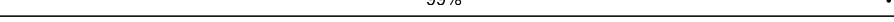
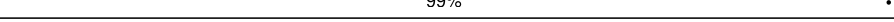

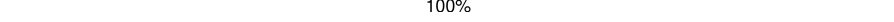
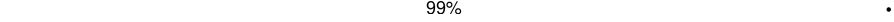
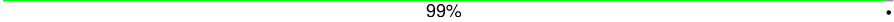
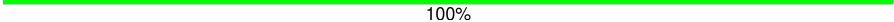
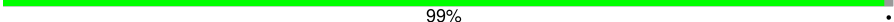
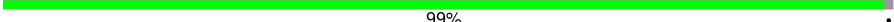
Continued on next page...

Continued from previous page...

Mol	Chain	Length	Quality of chain
8	ZM	332	 99% .
8	ZN	332	 99% .
8	ZO	332	 99% .
8	ZP	332	 99% .
8	ZQ	332	 99% .
8	ZR	332	 100% .
8	ZS	332	 99% .
8	ZT	332	 99% .
8	ZU	332	 98% .
8	Zi	332	 100% .
8	Zj	332	 99% .
8	Zk	332	 99% .
8	Zl	332	 100% .
8	Zm	332	 99% .
8	Zn	332	 99% .
8	Zo	332	 99% .
8	Zp	332	 99% .
8	Zq	332	 99% .
8	Zr	332	 100% .
8	Zs	332	 99% .
8	Zt	332	 99% .
8	Zu	332	 98% .
8	a0	332	 98% .
8	a1	332	 100% .
8	a2	332	 99% .
















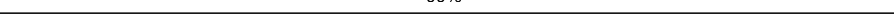
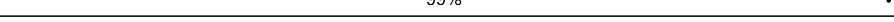
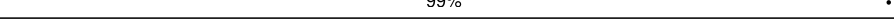

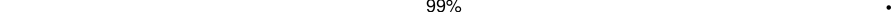
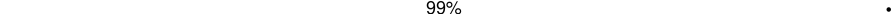

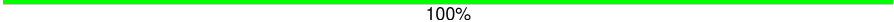
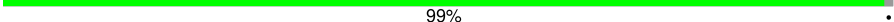
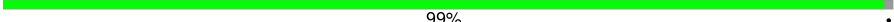
Continued on next page...

Continued from previous page...

Mol	Chain	Length	Quality of chain
8	a3	332	 99% .
8	a4	332	 99% .
8	a5	332	 99% .
8	a6	332	 99% .
8	a7	332	 100% .
8	a8	332	 99% .
8	a9	332	 99% .
8	aA	332	 99% .
8	aB	332	 100% .
8	aC	332	 99% .
8	aD	332	 99% .
8	aE	332	 99% .
8	aF	332	 99% .
8	aG	332	 99% .
8	aH	332	 100% .
8	aI	332	 99% .
8	aJ	332	 99% .
8	aK	332	 98% .
8	aY	332	 100% .
8	aZ	332	 99% .
8	aa	332	 99% .
8	ab	332	 100% .
8	ac	332	 99% .
8	ad	332	 99% .
8	ae	332	 99% .
















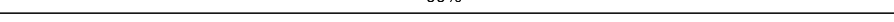
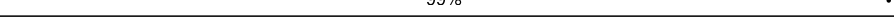

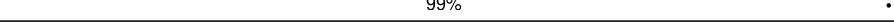
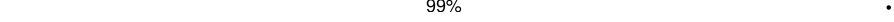

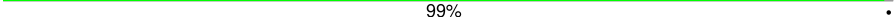
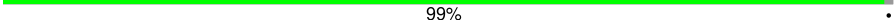
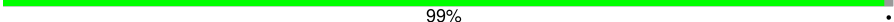
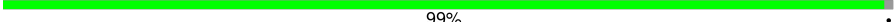
Continued on next page...

Continued from previous page...

Mol	Chain	Length	Quality of chain
8	af	332	 99% .
8	ag	332	 99% .
8	ah	332	 100%
8	ai	332	 99% .
8	aj	332	 99% .
8	ax	332	 100%
8	ay	332	 99% .
8	az	332	 99% .
8	bN	332	 100%
8	bO	332	 99% .
8	bP	332	 99% .
8	bQ	332	 100%
8	bR	332	 99% .
8	bS	332	 99% .
8	bT	332	 99% .
8	bU	332	 99% .
8	bV	332	 99% .
8	bW	332	 100%
8	bX	332	 99% .
8	bY	332	 99% .
8	bZ	332	 98% .
8	bn	332	 100%
8	bo	332	 99% .
8	bp	332	 99% .
8	bq	332	 100%

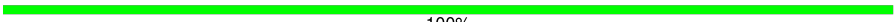













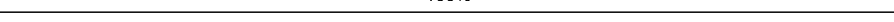
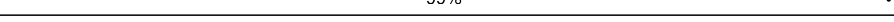
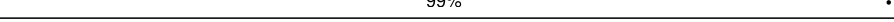
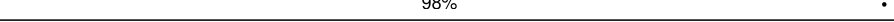
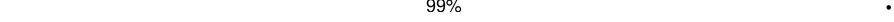
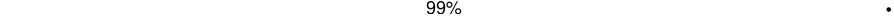
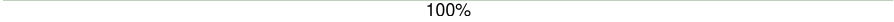
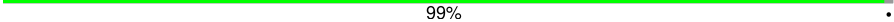
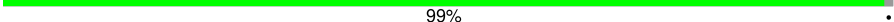


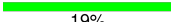

Continued on next page...

Continued from previous page...

Mol	Chain	Length	Quality of chain
8	br	332	 99% .
8	bs	332	 99% .
8	bt	332	 99% .
8	bu	332	 99% .
8	bv	332	 99% .
8	bw	332	 100% .
8	bx	332	 99% .
8	by	332	 99% .
8	bz	332	 98% .
8	c0	332	 99% .
8	c4	332	 100% .
8	c5	332	 99% .
8	c6	332	 99% .
8	c7	332	 100% .
8	c8	332	 99% .
8	c9	332	 99% .
8	cD	332	 100% .
8	cE	332	 99% .
8	cF	332	 99% .
8	cG	332	 100% .
8	cH	332	 99% .
8	cI	332	 99% .
8	cJ	332	 99% .
8	cK	332	 99% .
8	cL	332	 99% .

Continued on next page...

Continued from previous page...

Mol	Chain	Length	Quality of chain
8	cM	332	 100%
8	cN	332	 99%
8	cO	332	 99%
8	cP	332	 98%
8	cd	332	 100%
8	ce	332	 99%
8	cf	332	 99%
8	cg	332	 100%
8	ch	332	 99%
8	ci	332	 99%
8	cj	332	 99%
8	ck	332	 99%
8	cl	332	 99%
8	cm	332	 100%
8	cn	332	 99%
8	co	332	 99%
8	cp	332	 98%
8	dA	332	 99%
8	dB	332	 99%
8	dC	332	 100%
8	dD	332	 99%
8	dE	332	 99%
8	dF	332	 98%
9	d1	793	 19%  81%
9	d2	793	 19%  81%

















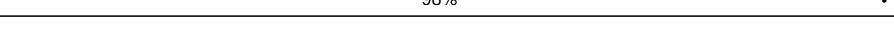
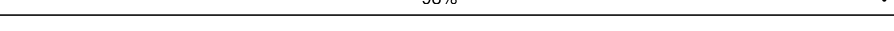







Continued on next page...

Continued from previous page...

Mol	Chain	Length	Quality of chain	
9	d3	793	<div><div></div></div> 17%	83%
9	d4	793	<div><div></div></div> 19%	81%
9	d5	793	<div><div></div></div> 19%	81%
9	dz	793	<div><div></div></div> 17%	83%
9	ef	793	<div><div></div></div> 17%	83%
9	eg	793	<div><div></div></div> 19%	81%
9	eh	793	<div><div></div></div> 19%	81%
9	ei	793	<div><div></div></div> 17%	83%
9	ej	793	<div><div></div></div> 19%	81%
9	ek	793	<div><div></div></div> 19%	81%
9	fl	793	<div><div></div></div> 17%	83%
9	fJ	793	<div><div></div></div> 19%	81%
9	fK	793	<div><div></div></div> 19%	81%
9	fL	793	<div><div></div></div> 17%	83%
9	fM	793	<div><div></div></div> 19%	81%
9	fN	793	<div><div></div></div> 19%	81%
10	d6	177	<div><div></div></div> 92%	8%
10	d7	177	<div><div></div></div> 92%	8%
10	el	177	<div><div></div></div> 92%	8%
10	em	177	<div><div></div></div> 92%	8%
10	fO	177	<div><div></div></div> 92%	8%
10	fP	177	<div><div></div></div> 92%	8%
11	dd	284	<div><div></div></div> 88%	12%
11	de	284	<div><div></div></div> 87%	13%
11	eK	284	<div><div></div></div> 88%	12%

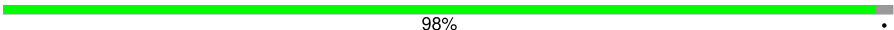

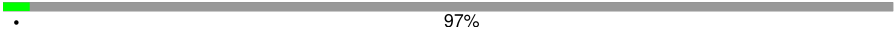
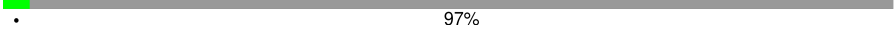
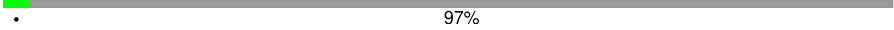




















Continued on next page...

Continued from previous page...

Mol	Chain	Length	Quality of chain
11	eL	284	 87% 13%
11	ex	284	 88% 12%
11	ey	284	 87% 13%
12	df	124	 90% 10%
12	dg	124	 90% 10%
12	e1	124	 90% 10%
12	eM	124	 90% 10%
12	eN	124	 90% 10%
12	ez	124	 90% 10%
13	dh	214	 77% 23%
13	di	214	 77% 23%
13	e2	214	 77% 23%
13	e3	214	 77% 23%
13	eO	214	 77% 23%
13	eP	214	 77% 23%
14	dk	494	 68% 32%
14	dl	494	 98% .
14	dm	494	 98% .
14	dn	494	 68% 32%
14	e5	494	 68% 32%
14	e6	494	 98% .
14	e7	494	 98% .
14	e8	494	 68% 32%
14	eR	494	 68% 32%
14	eS	494	 98% .




Continued on next page...

Continued from previous page...

Mol	Chain	Length	Quality of chain
14	eT	494	 98%
14	eU	494	 68% 32%
15	dp	811	 97%
15	e0	811	 97%
15	eW	811	 97%
16	dq	330	 92% 8%
16	eX	330	 92% 8%
16	fA	330	 92% 8%
17	dr	247	 92% 8%
17	eY	247	 92% 8%
17	fB	247	 92% 8%
18	dt	554	 16% 84%
18	du	554	 16% 84%
18	dv	554	 16% 84%
18	dw	554	 16% 84%
18	dx	554	 16% 84%
18	dy	554	 16% 84%
18	eZ	554	 16% 84%
18	ea	554	 16% 84%
18	eb	554	 16% 84%
18	ec	554	 16% 84%
18	ed	554	 16% 84%
18	ee	554	 16% 84%
18	fC	554	 16% 84%
18	fD	554	 16% 84%

Continued on next page...

Continued from previous page...

Mol	Chain	Length	Quality of chain
18	fE	554	 16%84%
18	fF	554	 16%84%
18	fG	554	 16%84%
18	fH	554	 16%84%

2 Entry composition [i](#)

There are 18 unique types of molecules in this entry. The entry contains 3819839 atoms, of which 0 are hydrogens and 0 are deuteriums.

In the tables below, the AltConf column contains the number of residues with at least one atom in alternate conformation and the Trace column contains the number of residues modelled with at most 2 atoms.

- Molecule 1 is a protein called Portal protein.

Mol	Chain	Residues	Atoms					AltConf	Trace
1	A	392	Total 3034	C 1921	N 516	O 579	S 18	0	0
1	B	392	Total 3034	C 1921	N 516	O 579	S 18	0	0
1	K	392	Total 3034	C 1921	N 516	O 579	S 18	0	0
1	L	392	Total 3034	C 1921	N 516	O 579	S 18	0	0
1	U	392	Total 3034	C 1921	N 516	O 579	S 18	0	0
1	V	392	Total 3034	C 1921	N 516	O 579	S 18	0	0
1	e	392	Total 3034	C 1921	N 516	O 579	S 18	0	0
1	f	392	Total 3034	C 1921	N 516	O 579	S 18	0	0
1	o	392	Total 3034	C 1921	N 516	O 579	S 18	0	0
1	p	392	Total 3034	C 1921	N 516	O 579	S 18	0	0
1	y	392	Total 3034	C 1921	N 516	O 579	S 18	0	0
1	z	392	Total 3034	C 1921	N 516	O 579	S 18	0	0

- Molecule 2 is a protein called PhiTE adaptor protein.

Mol	Chain	Residues	Atoms					AltConf	Trace
2	C	160	Total 1298	C 840	N 209	O 246	S 3	0	0
2	D	160	Total 1298	C 840	N 209	O 246	S 3	0	0
2	1	160	Total 1298	C 840	N 209	O 246	S 3	0	0

Continued on next page...

Continued from previous page...

Mol	Chain	Residues	Atoms					AltConf	Trace
2	2	160	Total	C	N	O	S	0	0
			1298	840	209	246	3		
2	M	160	Total	C	N	O	S	0	0
			1298	840	209	246	3		
2	N	160	Total	C	N	O	S	0	0
			1298	840	209	246	3		
2	W	160	Total	C	N	O	S	0	0
			1298	840	209	246	3		
2	X	160	Total	C	N	O	S	0	0
			1298	840	209	246	3		
2	g	160	Total	C	N	O	S	0	0
			1298	840	209	246	3		
2	h	160	Total	C	N	O	S	0	0
			1298	840	209	246	3		
2	q	160	Total	C	N	O	S	0	0
			1298	840	209	246	3		
2	r	160	Total	C	N	O	S	0	0
			1298	840	209	246	3		

- Molecule 3 is a protein called PhiTE head completion protein.

Mol	Chain	Residues	Atoms					AltConf	Trace
3	E	142	Total	C	N	O	S	0	0
			1130	710	196	217	7		
3	3	142	Total	C	N	O	S	0	0
			1130	710	196	217	7		
3	O	142	Total	C	N	O	S	0	0
			1130	710	196	217	7		
3	Y	142	Total	C	N	O	S	0	0
			1130	710	196	217	7		
3	i	142	Total	C	N	O	S	0	0
			1130	710	196	217	7		
3	s	142	Total	C	N	O	S	0	0
			1130	710	196	217	7		

- Molecule 4 is a protein called PhiTE tail terminator protein.

Mol	Chain	Residues	Atoms					AltConf	Trace
4	F	215	Total	C	N	O	S	0	0
			1661	1062	274	319	6		
4	4	215	Total	C	N	O	S	0	0
			1661	1062	274	319	6		

Continued on next page...

Continued from previous page...

Mol	Chain	Residues	Atoms					AltConf	Trace
4	P	215	Total	C	N	O	S	0	0
			1661	1062	274	319	6		
4	Z	215	Total	C	N	O	S	0	0
			1661	1062	274	319	6		
4	j	215	Total	C	N	O	S	0	0
			1661	1062	274	319	6		
4	t	215	Total	C	N	O	S	0	0
			1661	1062	274	319	6		

- Molecule 5 is a protein called Structural protein.

Mol	Chain	Residues	Atoms					AltConf	Trace
5	G	141	Total	C	N	O	S	0	0
			1079	680	186	211	2		
5	H	147	Total	C	N	O	S	0	0
			1124	707	195	220	2		
5	0	154	Total	C	N	O	S	0	0
			1165	733	202	228	2		
5	5	141	Total	C	N	O	S	0	0
			1079	680	186	211	2		
5	6	147	Total	C	N	O	S	0	0
			1124	707	195	220	2		
5	A0	154	Total	C	N	O	S	0	0
			1165	733	202	228	2		
5	A2	154	Total	C	N	O	S	0	0
			1165	733	202	228	2		
5	A4	154	Total	C	N	O	S	0	0
			1165	733	202	228	2		
5	A6	154	Total	C	N	O	S	0	0
			1165	733	202	228	2		
5	A8	154	Total	C	N	O	S	0	0
			1165	733	202	228	2		
5	AB	154	Total	C	N	O	S	0	0
			1165	733	202	228	2		
5	AD	154	Total	C	N	O	S	0	0
			1165	733	202	228	2		
5	AF	154	Total	C	N	O	S	0	0
			1165	733	202	228	2		
5	AH	154	Total	C	N	O	S	0	0
			1165	733	202	228	2		
5	AJ	154	Total	C	N	O	S	0	0
			1165	733	202	228	2		

Continued on next page...

Continued from previous page...

Mol	Chain	Residues	Atoms					AltConf	Trace
5	AL	154	Total 1165	C 733	N 202	O 228	S 2	0	0
5	AN	154	Total 1165	C 733	N 202	O 228	S 2	0	0
5	AP	154	Total 1165	C 733	N 202	O 228	S 2	0	0
5	AR	154	Total 1165	C 733	N 202	O 228	S 2	0	0
5	AT	154	Total 1165	C 733	N 202	O 228	S 2	0	0
5	AV	154	Total 1165	C 733	N 202	O 228	S 2	0	0
5	AX	154	Total 1165	C 733	N 202	O 228	S 2	0	0
5	AZ	154	Total 1165	C 733	N 202	O 228	S 2	0	0
5	Ab	154	Total 1165	C 733	N 202	O 228	S 2	0	0
5	Ad	154	Total 1165	C 733	N 202	O 228	S 2	0	0
5	Af	154	Total 1165	C 733	N 202	O 228	S 2	0	0
5	Ah	154	Total 1165	C 733	N 202	O 228	S 2	0	0
5	Aj	154	Total 1165	C 733	N 202	O 228	S 2	0	0
5	Al	154	Total 1165	C 733	N 202	O 228	S 2	0	0
5	An	154	Total 1165	C 733	N 202	O 228	S 2	0	0
5	Ap	154	Total 1165	C 733	N 202	O 228	S 2	0	0
5	Ar	154	Total 1165	C 733	N 202	O 228	S 2	0	0
5	At	154	Total 1165	C 733	N 202	O 228	S 2	0	0
5	Av	154	Total 1165	C 733	N 202	O 228	S 2	0	0
5	Ax	154	Total 1165	C 733	N 202	O 228	S 2	0	0
5	Az	154	Total 1165	C 733	N 202	O 228	S 2	0	0

Continued on next page...

Continued from previous page...

Mol	Chain	Residues	Atoms					AltConf	Trace
5	B0	154	Total 1165	C 733	N 202	O 228	S 2	0	0
5	B2	154	Total 1165	C 733	N 202	O 228	S 2	0	0
5	B4	154	Total 1165	C 733	N 202	O 228	S 2	0	0
5	B6	154	Total 1165	C 733	N 202	O 228	S 2	0	0
5	B8	154	Total 1165	C 733	N 202	O 228	S 2	0	0
5	BB	154	Total 1165	C 733	N 202	O 228	S 2	0	0
5	BD	154	Total 1165	C 733	N 202	O 228	S 2	0	0
5	BF	154	Total 1165	C 733	N 202	O 228	S 2	0	0
5	BH	154	Total 1165	C 733	N 202	O 228	S 2	0	0
5	BJ	154	Total 1165	C 733	N 202	O 228	S 2	0	0
5	BL	154	Total 1165	C 733	N 202	O 228	S 2	0	0
5	BN	154	Total 1165	C 733	N 202	O 228	S 2	0	0
5	BP	154	Total 1165	C 733	N 202	O 228	S 2	0	0
5	BR	154	Total 1165	C 733	N 202	O 228	S 2	0	0
5	BT	154	Total 1165	C 733	N 202	O 228	S 2	0	0
5	BV	154	Total 1165	C 733	N 202	O 228	S 2	0	0
5	BX	154	Total 1165	C 733	N 202	O 228	S 2	0	0
5	BZ	154	Total 1165	C 733	N 202	O 228	S 2	0	0
5	Bb	154	Total 1165	C 733	N 202	O 228	S 2	0	0
5	Bd	154	Total 1165	C 733	N 202	O 228	S 2	0	0
5	Bf	154	Total 1165	C 733	N 202	O 228	S 2	0	0

Continued on next page...

Continued from previous page...

Mol	Chain	Residues	Atoms					AltConf	Trace
5	Bh	154	Total 1165	C 733	N 202	O 228	S 2	0	0
5	Bj	154	Total 1165	C 733	N 202	O 228	S 2	0	0
5	Bl	154	Total 1165	C 733	N 202	O 228	S 2	0	0
5	Bn	154	Total 1165	C 733	N 202	O 228	S 2	0	0
5	Bp	154	Total 1165	C 733	N 202	O 228	S 2	0	0
5	Br	154	Total 1165	C 733	N 202	O 228	S 2	0	0
5	Bt	154	Total 1165	C 733	N 202	O 228	S 2	0	0
5	Bv	154	Total 1165	C 733	N 202	O 228	S 2	0	0
5	Bx	154	Total 1165	C 733	N 202	O 228	S 2	0	0
5	Bz	154	Total 1165	C 733	N 202	O 228	S 2	0	0
5	C0	154	Total 1165	C 733	N 202	O 228	S 2	0	0
5	C2	154	Total 1165	C 733	N 202	O 228	S 2	0	0
5	C4	154	Total 1165	C 733	N 202	O 228	S 2	0	0
5	C6	154	Total 1165	C 733	N 202	O 228	S 2	0	0
5	C8	154	Total 1165	C 733	N 202	O 228	S 2	0	0
5	CB	154	Total 1165	C 733	N 202	O 228	S 2	0	0
5	CD	154	Total 1165	C 733	N 202	O 228	S 2	0	0
5	CF	154	Total 1165	C 733	N 202	O 228	S 2	0	0
5	CH	154	Total 1165	C 733	N 202	O 228	S 2	0	0
5	CJ	154	Total 1165	C 733	N 202	O 228	S 2	0	0
5	CL	154	Total 1165	C 733	N 202	O 228	S 2	0	0

Continued on next page...

Continued from previous page...

Mol	Chain	Residues	Atoms					AltConf	Trace
5	CN	154	Total 1165	C 733	N 202	O 228	S 2	0	0
5	CP	154	Total 1165	C 733	N 202	O 228	S 2	0	0
5	CR	154	Total 1165	C 733	N 202	O 228	S 2	0	0
5	CT	154	Total 1165	C 733	N 202	O 228	S 2	0	0
5	CV	154	Total 1165	C 733	N 202	O 228	S 2	0	0
5	CX	154	Total 1165	C 733	N 202	O 228	S 2	0	0
5	CZ	154	Total 1165	C 733	N 202	O 228	S 2	0	0
5	Cb	154	Total 1165	C 733	N 202	O 228	S 2	0	0
5	Cd	154	Total 1165	C 733	N 202	O 228	S 2	0	0
5	Cf	154	Total 1165	C 733	N 202	O 228	S 2	0	0
5	Ch	154	Total 1165	C 733	N 202	O 228	S 2	0	0
5	Cj	154	Total 1165	C 733	N 202	O 228	S 2	0	0
5	Cl	154	Total 1165	C 733	N 202	O 228	S 2	0	0
5	Cn	154	Total 1165	C 733	N 202	O 228	S 2	0	0
5	Cp	154	Total 1165	C 733	N 202	O 228	S 2	0	0
5	Cr	154	Total 1165	C 733	N 202	O 228	S 2	0	0
5	Ct	154	Total 1165	C 733	N 202	O 228	S 2	0	0
5	Cv	154	Total 1165	C 733	N 202	O 228	S 2	0	0
5	Cx	154	Total 1165	C 733	N 202	O 228	S 2	0	0
5	Cz	154	Total 1165	C 733	N 202	O 228	S 2	0	0
5	D0	154	Total 1165	C 733	N 202	O 228	S 2	0	0

Continued on next page...

Continued from previous page...

Mol	Chain	Residues	Atoms					AltConf	Trace
5	D2	154	Total 1165	C 733	N 202	O 228	S 2	0	0
5	D4	154	Total 1165	C 733	N 202	O 228	S 2	0	0
5	D6	154	Total 1165	C 733	N 202	O 228	S 2	0	0
5	D8	154	Total 1165	C 733	N 202	O 228	S 2	0	0
5	DB	154	Total 1165	C 733	N 202	O 228	S 2	0	0
5	DD	154	Total 1165	C 733	N 202	O 228	S 2	0	0
5	DF	154	Total 1165	C 733	N 202	O 228	S 2	0	0
5	DH	154	Total 1165	C 733	N 202	O 228	S 2	0	0
5	DJ	154	Total 1165	C 733	N 202	O 228	S 2	0	0
5	DL	154	Total 1165	C 733	N 202	O 228	S 2	0	0
5	DN	154	Total 1165	C 733	N 202	O 228	S 2	0	0
5	DP	154	Total 1165	C 733	N 202	O 228	S 2	0	0
5	DR	154	Total 1165	C 733	N 202	O 228	S 2	0	0
5	DT	154	Total 1165	C 733	N 202	O 228	S 2	0	0
5	DV	154	Total 1165	C 733	N 202	O 228	S 2	0	0
5	DX	154	Total 1165	C 733	N 202	O 228	S 2	0	0
5	DZ	154	Total 1165	C 733	N 202	O 228	S 2	0	0
5	Db	154	Total 1165	C 733	N 202	O 228	S 2	0	0
5	Dd	154	Total 1165	C 733	N 202	O 228	S 2	0	0
5	Df	154	Total 1165	C 733	N 202	O 228	S 2	0	0
5	Dh	154	Total 1165	C 733	N 202	O 228	S 2	0	0

Continued on next page...

Continued from previous page...

Mol	Chain	Residues	Atoms					AltConf	Trace
5	Dj	154	Total	C	N	O	S	0	0
			1165	733	202	228	2		
5	Dl	154	Total	C	N	O	S	0	0
			1165	733	202	228	2		
5	Dn	154	Total	C	N	O	S	0	0
			1165	733	202	228	2		
5	Dp	154	Total	C	N	O	S	0	0
			1165	733	202	228	2		
5	Dr	154	Total	C	N	O	S	0	0
			1165	733	202	228	2		
5	Dt	154	Total	C	N	O	S	0	0
			1165	733	202	228	2		
5	Dv	154	Total	C	N	O	S	0	0
			1165	733	202	228	2		
5	Dx	154	Total	C	N	O	S	0	0
			1165	733	202	228	2		
5	Dz	154	Total	C	N	O	S	0	0
			1165	733	202	228	2		
5	EB	154	Total	C	N	O	S	0	0
			1165	733	202	228	2		
5	ED	154	Total	C	N	O	S	0	0
			1165	733	202	228	2		
5	EF	154	Total	C	N	O	S	0	0
			1165	733	202	228	2		
5	EH	154	Total	C	N	O	S	0	0
			1165	733	202	228	2		
5	EJ	154	Total	C	N	O	S	0	0
			1165	733	202	228	2		
5	EL	154	Total	C	N	O	S	0	0
			1165	733	202	228	2		
5	EN	154	Total	C	N	O	S	0	0
			1165	733	202	228	2		
5	Q	141	Total	C	N	O	S	0	0
			1079	680	186	211	2		
5	R	147	Total	C	N	O	S	0	0
			1124	707	195	220	2		
5	a	141	Total	C	N	O	S	0	0
			1079	680	186	211	2		
5	b	147	Total	C	N	O	S	0	0
			1124	707	195	220	2		
5	d8	154	Total	C	N	O	S	0	0
			1165	733	202	228	2		

Continued on next page...

Continued from previous page...

Mol	Chain	Residues	Atoms					AltConf	Trace
5	dZ	154	Total	C	N	O	S	0	0
			1171	739	202	228	2		
5	da	154	Total	C	N	O	S	0	0
			1171	739	202	228	2		
5	db	156	Total	C	N	O	S	0	0
			1180	744	204	230	2		
5	dc	156	Total	C	N	O	S	0	0
			1180	744	204	230	2		
5	ds	154	Total	C	N	O	S	0	0
			1165	733	202	228	2		
5	e4	154	Total	C	N	O	S	0	0
			1165	733	202	228	2		
5	e9	154	Total	C	N	O	S	0	0
			1165	733	202	228	2		
5	eG	154	Total	C	N	O	S	0	0
			1171	739	202	228	2		
5	eH	154	Total	C	N	O	S	0	0
			1171	739	202	228	2		
5	eI	156	Total	C	N	O	S	0	0
			1180	744	204	230	2		
5	eJ	156	Total	C	N	O	S	0	0
			1180	744	204	230	2		
5	eQ	154	Total	C	N	O	S	0	0
			1165	733	202	228	2		
5	eV	154	Total	C	N	O	S	0	0
			1165	733	202	228	2		
5	et	154	Total	C	N	O	S	0	0
			1171	739	202	228	2		
5	eu	154	Total	C	N	O	S	0	0
			1171	739	202	228	2		
5	ev	156	Total	C	N	O	S	0	0
			1180	744	204	230	2		
5	ew	156	Total	C	N	O	S	0	0
			1180	744	204	230	2		
5	k	141	Total	C	N	O	S	0	0
			1079	680	186	211	2		
5	l	147	Total	C	N	O	S	0	0
			1124	707	195	220	2		
5	u	141	Total	C	N	O	S	0	0
			1079	680	186	211	2		
5	v	147	Total	C	N	O	S	0	0
			1124	707	195	220	2		

- Molecule 6 is a protein called Tail sheath protein.

Mol	Chain	Residues	Atoms					AltConf	Trace
6	I	437	Total	C	N	O	S	0	0
			3275	2065	559	638	13		
6	J	436	Total	C	N	O	S	0	0
			3263	2061	557	631	14		
6	7	437	Total	C	N	O	S	0	0
			3275	2065	559	638	13		
6	8	436	Total	C	N	O	S	0	0
			3263	2061	557	631	14		
6	9	464	Total	C	N	O	S	0	0
			3445	2169	589	673	14		
6	A1	464	Total	C	N	O	S	0	0
			3445	2169	589	673	14		
6	A3	464	Total	C	N	O	S	0	0
			3445	2169	589	673	14		
6	A5	464	Total	C	N	O	S	0	0
			3445	2169	589	673	14		
6	A7	464	Total	C	N	O	S	0	0
			3445	2169	589	673	14		
6	A9	464	Total	C	N	O	S	0	0
			3445	2169	589	673	14		
6	AA	464	Total	C	N	O	S	0	0
			3445	2169	589	673	14		
6	AC	464	Total	C	N	O	S	0	0
			3445	2169	589	673	14		
6	AE	464	Total	C	N	O	S	0	0
			3445	2169	589	673	14		
6	AG	464	Total	C	N	O	S	0	0
			3445	2169	589	673	14		
6	AI	464	Total	C	N	O	S	0	0
			3445	2169	589	673	14		
6	AK	464	Total	C	N	O	S	0	0
			3445	2169	589	673	14		
6	AM	464	Total	C	N	O	S	0	0
			3445	2169	589	673	14		
6	AO	464	Total	C	N	O	S	0	0
			3445	2169	589	673	14		
6	AQ	464	Total	C	N	O	S	0	0
			3445	2169	589	673	14		
6	AS	464	Total	C	N	O	S	0	0
			3445	2169	589	673	14		
6	AU	464	Total	C	N	O	S	0	0
			3445	2169	589	673	14		

Continued on next page...

Continued from previous page...

Mol	Chain	Residues	Atoms					AltConf	Trace
6	AW	464	Total 3445	C 2169	N 589	O 673	S 14	0	0
6	AY	464	Total 3445	C 2169	N 589	O 673	S 14	0	0
6	Aa	464	Total 3445	C 2169	N 589	O 673	S 14	0	0
6	Ac	464	Total 3445	C 2169	N 589	O 673	S 14	0	0
6	Ae	464	Total 3445	C 2169	N 589	O 673	S 14	0	0
6	Ag	464	Total 3445	C 2169	N 589	O 673	S 14	0	0
6	Ai	464	Total 3445	C 2169	N 589	O 673	S 14	0	0
6	Ak	464	Total 3445	C 2169	N 589	O 673	S 14	0	0
6	Am	464	Total 3445	C 2169	N 589	O 673	S 14	0	0
6	Ao	464	Total 3445	C 2169	N 589	O 673	S 14	0	0
6	Aq	464	Total 3445	C 2169	N 589	O 673	S 14	0	0
6	As	464	Total 3445	C 2169	N 589	O 673	S 14	0	0
6	Au	464	Total 3445	C 2169	N 589	O 673	S 14	0	0
6	Aw	464	Total 3445	C 2169	N 589	O 673	S 14	0	0
6	Ay	464	Total 3445	C 2169	N 589	O 673	S 14	0	0
6	B1	464	Total 3445	C 2169	N 589	O 673	S 14	0	0
6	B3	464	Total 3445	C 2169	N 589	O 673	S 14	0	0
6	B5	464	Total 3445	C 2169	N 589	O 673	S 14	0	0
6	B7	464	Total 3445	C 2169	N 589	O 673	S 14	0	0
6	B9	464	Total 3445	C 2169	N 589	O 673	S 14	0	0
6	BA	464	Total 3445	C 2169	N 589	O 673	S 14	0	0

Continued on next page...

Continued from previous page...

Mol	Chain	Residues	Atoms					AltConf	Trace
6	BC	464	Total 3445	C 2169	N 589	O 673	S 14	0	0
6	BE	464	Total 3445	C 2169	N 589	O 673	S 14	0	0
6	BG	464	Total 3445	C 2169	N 589	O 673	S 14	0	0
6	BI	464	Total 3445	C 2169	N 589	O 673	S 14	0	0
6	BK	464	Total 3445	C 2169	N 589	O 673	S 14	0	0
6	BM	464	Total 3445	C 2169	N 589	O 673	S 14	0	0
6	BO	464	Total 3445	C 2169	N 589	O 673	S 14	0	0
6	BQ	464	Total 3445	C 2169	N 589	O 673	S 14	0	0
6	BS	464	Total 3445	C 2169	N 589	O 673	S 14	0	0
6	BU	464	Total 3445	C 2169	N 589	O 673	S 14	0	0
6	BW	464	Total 3445	C 2169	N 589	O 673	S 14	0	0
6	BY	464	Total 3445	C 2169	N 589	O 673	S 14	0	0
6	Ba	464	Total 3445	C 2169	N 589	O 673	S 14	0	0
6	Bc	464	Total 3445	C 2169	N 589	O 673	S 14	0	0
6	Be	464	Total 3445	C 2169	N 589	O 673	S 14	0	0
6	Bg	464	Total 3445	C 2169	N 589	O 673	S 14	0	0
6	Bi	464	Total 3445	C 2169	N 589	O 673	S 14	0	0
6	Bk	464	Total 3445	C 2169	N 589	O 673	S 14	0	0
6	Bm	464	Total 3445	C 2169	N 589	O 673	S 14	0	0
6	Bo	464	Total 3445	C 2169	N 589	O 673	S 14	0	0
6	Bq	464	Total 3445	C 2169	N 589	O 673	S 14	0	0

Continued on next page...

Continued from previous page...

Mol	Chain	Residues	Atoms					AltConf	Trace
6	Bs	464	Total 3445	C 2169	N 589	O 673	S 14	0	0
6	Bu	464	Total 3445	C 2169	N 589	O 673	S 14	0	0
6	Bw	464	Total 3445	C 2169	N 589	O 673	S 14	0	0
6	By	464	Total 3445	C 2169	N 589	O 673	S 14	0	0
6	C1	464	Total 3445	C 2169	N 589	O 673	S 14	0	0
6	C3	464	Total 3445	C 2169	N 589	O 673	S 14	0	0
6	C5	464	Total 3445	C 2169	N 589	O 673	S 14	0	0
6	C7	464	Total 3445	C 2169	N 589	O 673	S 14	0	0
6	C9	464	Total 3445	C 2169	N 589	O 673	S 14	0	0
6	CA	464	Total 3445	C 2169	N 589	O 673	S 14	0	0
6	CC	464	Total 3445	C 2169	N 589	O 673	S 14	0	0
6	CE	464	Total 3445	C 2169	N 589	O 673	S 14	0	0
6	CG	464	Total 3445	C 2169	N 589	O 673	S 14	0	0
6	CI	464	Total 3445	C 2169	N 589	O 673	S 14	0	0
6	CK	464	Total 3445	C 2169	N 589	O 673	S 14	0	0
6	CM	464	Total 3445	C 2169	N 589	O 673	S 14	0	0
6	CO	464	Total 3445	C 2169	N 589	O 673	S 14	0	0
6	CQ	464	Total 3445	C 2169	N 589	O 673	S 14	0	0
6	CS	464	Total 3445	C 2169	N 589	O 673	S 14	0	0
6	CU	464	Total 3445	C 2169	N 589	O 673	S 14	0	0
6	CW	464	Total 3445	C 2169	N 589	O 673	S 14	0	0

Continued on next page...

Continued from previous page...

Mol	Chain	Residues	Atoms					AltConf	Trace
6	CY	464	Total 3445	C 2169	N 589	O 673	S 14	0	0
6	Ca	464	Total 3445	C 2169	N 589	O 673	S 14	0	0
6	Cc	464	Total 3445	C 2169	N 589	O 673	S 14	0	0
6	Ce	464	Total 3445	C 2169	N 589	O 673	S 14	0	0
6	Cg	464	Total 3445	C 2169	N 589	O 673	S 14	0	0
6	Ci	464	Total 3445	C 2169	N 589	O 673	S 14	0	0
6	Ck	464	Total 3445	C 2169	N 589	O 673	S 14	0	0
6	Cm	464	Total 3445	C 2169	N 589	O 673	S 14	0	0
6	Co	464	Total 3445	C 2169	N 589	O 673	S 14	0	0
6	Cq	464	Total 3445	C 2169	N 589	O 673	S 14	0	0
6	Cs	464	Total 3445	C 2169	N 589	O 673	S 14	0	0
6	Cu	464	Total 3445	C 2169	N 589	O 673	S 14	0	0
6	Cw	464	Total 3445	C 2169	N 589	O 673	S 14	0	0
6	Cy	464	Total 3445	C 2169	N 589	O 673	S 14	0	0
6	D1	464	Total 3445	C 2169	N 589	O 673	S 14	0	0
6	D3	464	Total 3445	C 2169	N 589	O 673	S 14	0	0
6	D5	464	Total 3445	C 2169	N 589	O 673	S 14	0	0
6	D7	464	Total 3445	C 2169	N 589	O 673	S 14	0	0
6	D9	464	Total 3445	C 2169	N 589	O 673	S 14	0	0
6	DA	464	Total 3445	C 2169	N 589	O 673	S 14	0	0
6	DC	464	Total 3445	C 2169	N 589	O 673	S 14	0	0

Continued on next page...

Continued from previous page...

Mol	Chain	Residues	Atoms					AltConf	Trace
6	DE	464	Total 3445	C 2169	N 589	O 673	S 14	0	0
6	DG	464	Total 3445	C 2169	N 589	O 673	S 14	0	0
6	DI	464	Total 3445	C 2169	N 589	O 673	S 14	0	0
6	DK	464	Total 3445	C 2169	N 589	O 673	S 14	0	0
6	DM	464	Total 3445	C 2169	N 589	O 673	S 14	0	0
6	DO	464	Total 3445	C 2169	N 589	O 673	S 14	0	0
6	DQ	464	Total 3445	C 2169	N 589	O 673	S 14	0	0
6	DS	464	Total 3445	C 2169	N 589	O 673	S 14	0	0
6	DU	464	Total 3445	C 2169	N 589	O 673	S 14	0	0
6	DW	464	Total 3445	C 2169	N 589	O 673	S 14	0	0
6	DY	464	Total 3445	C 2169	N 589	O 673	S 14	0	0
6	Da	464	Total 3445	C 2169	N 589	O 673	S 14	0	0
6	Dc	464	Total 3445	C 2169	N 589	O 673	S 14	0	0
6	De	464	Total 3445	C 2169	N 589	O 673	S 14	0	0
6	Dg	464	Total 3445	C 2169	N 589	O 673	S 14	0	0
6	Di	464	Total 3445	C 2169	N 589	O 673	S 14	0	0
6	Dk	464	Total 3445	C 2169	N 589	O 673	S 14	0	0
6	Dm	464	Total 3445	C 2169	N 589	O 673	S 14	0	0
6	Do	464	Total 3445	C 2169	N 589	O 673	S 14	0	0
6	Dq	464	Total 3445	C 2169	N 589	O 673	S 14	0	0
6	Ds	464	Total 3445	C 2169	N 589	O 673	S 14	0	0

Continued on next page...

Continued from previous page...

Mol	Chain	Residues	Atoms					AltConf	Trace
6	Du	464	Total 3445	C 2169	N 589	O 673	S 14	0	0
6	Dw	464	Total 3445	C 2169	N 589	O 673	S 14	0	0
6	Dy	464	Total 3445	C 2169	N 589	O 673	S 14	0	0
6	EA	464	Total 3445	C 2169	N 589	O 673	S 14	0	0
6	EC	464	Total 3445	C 2169	N 589	O 673	S 14	0	0
6	EE	464	Total 3445	C 2169	N 589	O 673	S 14	0	0
6	EG	464	Total 3445	C 2169	N 589	O 673	S 14	0	0
6	EI	464	Total 3445	C 2169	N 589	O 673	S 14	0	0
6	EK	464	Total 3445	C 2169	N 589	O 673	S 14	0	0
6	EM	464	Total 3445	C 2169	N 589	O 673	S 14	0	0
6	S	437	Total 3275	C 2065	N 559	O 638	S 13	0	0
6	T	436	Total 3263	C 2061	N 557	O 631	S 14	0	0
6	c	437	Total 3275	C 2065	N 559	O 638	S 13	0	0
6	d	436	Total 3263	C 2061	N 557	O 631	S 14	0	0
6	dT	461	Total 3434	C 2163	N 587	O 670	S 14	0	0
6	dU	461	Total 3434	C 2163	N 587	O 670	S 14	0	0
6	dV	457	Total 3397	C 2138	N 582	O 663	S 14	0	0
6	dW	457	Total 3397	C 2138	N 582	O 663	S 14	0	0
6	dX	435	Total 3254	C 2056	N 556	O 629	S 13	0	0
6	dY	435	Total 3254	C 2056	N 556	O 629	S 13	0	0
6	eA	461	Total 3434	C 2163	N 587	O 670	S 14	0	0

Continued on next page...

Continued from previous page...

Mol	Chain	Residues	Atoms					AltConf	Trace
6	eB	461	Total	C	N	O	S	0	0
			3434	2163	587	670	14		
6	eC	457	Total	C	N	O	S	0	0
			3397	2138	582	663	14		
6	eD	457	Total	C	N	O	S	0	0
			3397	2138	582	663	14		
6	eE	435	Total	C	N	O	S	0	0
			3254	2056	556	629	13		
6	eF	435	Total	C	N	O	S	0	0
			3254	2056	556	629	13		
6	en	461	Total	C	N	O	S	0	0
			3434	2163	587	670	14		
6	eo	461	Total	C	N	O	S	0	0
			3434	2163	587	670	14		
6	ep	457	Total	C	N	O	S	0	0
			3397	2138	582	663	14		
6	eq	457	Total	C	N	O	S	0	0
			3397	2138	582	663	14		
6	er	435	Total	C	N	O	S	0	0
			3254	2056	556	629	13		
6	es	435	Total	C	N	O	S	0	0
			3254	2056	556	629	13		
6	m	437	Total	C	N	O	S	0	0
			3275	2065	559	638	13		
6	n	436	Total	C	N	O	S	0	0
			3263	2061	557	631	14		
6	w	437	Total	C	N	O	S	0	0
			3275	2065	559	638	13		
6	x	436	Total	C	N	O	S	0	0
			3263	2061	557	631	14		

- Molecule 7 is a protein called Head stabilization/decoration protein.

Mol	Chain	Residues	Atoms					AltConf	Trace
7	E0	148	Total	C	N	O	S	0	0
			1087	693	179	213	2		
7	E2	148	Total	C	N	O	S	0	0
			1087	693	179	213	2		
7	E3	148	Total	C	N	O	S	0	0
			1087	693	179	213	2		
7	E4	147	Total	C	N	O	S	0	0
			1078	687	178	211	2		

Continued on next page...

Continued from previous page...

Mol	Chain	Residues	Atoms					AltConf	Trace
7	E5	148	Total	C	N	O	S	0	0
			1087	693	179	213	2		
7	E6	145	Total	C	N	O	S	0	0
			1066	682	176	206	2		
7	E7	148	Total	C	N	O	S	0	0
			1087	693	179	213	2		
7	E8	148	Total	C	N	O	S	0	0
			1087	693	179	213	2		
7	E9	148	Total	C	N	O	S	0	0
			1087	693	179	213	2		
7	Eb	148	Total	C	N	O	S	0	0
			1087	693	179	213	2		
7	Ec	148	Total	C	N	O	S	0	0
			1087	693	179	213	2		
7	Ed	147	Total	C	N	O	S	0	0
			1078	687	178	211	2		
7	Ee	148	Total	C	N	O	S	0	0
			1087	693	179	213	2		
7	Ef	145	Total	C	N	O	S	0	0
			1066	682	176	206	2		
7	Eg	148	Total	C	N	O	S	0	0
			1087	693	179	213	2		
7	Eh	148	Total	C	N	O	S	0	0
			1087	693	179	213	2		
7	Ei	148	Total	C	N	O	S	0	0
			1087	693	179	213	2		
7	Ej	148	Total	C	N	O	S	0	0
			1087	693	179	213	2		
7	Ek	148	Total	C	N	O	S	0	0
			1087	693	179	213	2		
7	El	148	Total	C	N	O	S	0	0
			1087	693	179	213	2		
7	Em	146	Total	C	N	O	S	0	0
			1071	682	177	210	2		
7	En	148	Total	C	N	O	S	0	0
			1087	693	179	213	2		
7	F1	148	Total	C	N	O	S	0	0
			1087	693	179	213	2		
7	F2	146	Total	C	N	O	S	0	0
			1071	682	177	210	2		
7	F3	148	Total	C	N	O	S	0	0
			1087	693	179	213	2		

Continued on next page...

Continued from previous page...

Mol	Chain	Residues	Atoms					AltConf	Trace
7	FA	148	Total	C	N	O	S	0	0
			1087	693	179	213	2		
7	FB	148	Total	C	N	O	S	0	0
			1087	693	179	213	2		
7	FC	146	Total	C	N	O	S	0	0
			1071	682	177	210	2		
7	FD	148	Total	C	N	O	S	0	0
			1087	693	179	213	2		
7	FR	148	Total	C	N	O	S	0	0
			1087	693	179	213	2		
7	FS	148	Total	C	N	O	S	0	0
			1087	693	179	213	2		
7	FT	147	Total	C	N	O	S	0	0
			1078	687	178	211	2		
7	FU	148	Total	C	N	O	S	0	0
			1087	693	179	213	2		
7	FV	145	Total	C	N	O	S	0	0
			1066	682	176	206	2		
7	FW	148	Total	C	N	O	S	0	0
			1087	693	179	213	2		
7	FX	148	Total	C	N	O	S	0	0
			1087	693	179	213	2		
7	FY	148	Total	C	N	O	S	0	0
			1087	693	179	213	2		
7	FZ	148	Total	C	N	O	S	0	0
			1087	693	179	213	2		
7	Fa	148	Total	C	N	O	S	0	0
			1087	693	179	213	2		
7	Fb	148	Total	C	N	O	S	0	0
			1087	693	179	213	2		
7	Fc	146	Total	C	N	O	S	0	0
			1071	682	177	210	2		
7	Fd	148	Total	C	N	O	S	0	0
			1087	693	179	213	2		
7	Fq	148	Total	C	N	O	S	0	0
			1087	693	179	213	2		
7	Fr	148	Total	C	N	O	S	0	0
			1087	693	179	213	2		
7	Fs	147	Total	C	N	O	S	0	0
			1078	687	178	211	2		
7	Ft	148	Total	C	N	O	S	0	0
			1087	693	179	213	2		

Continued on next page...

Continued from previous page...

Mol	Chain	Residues	Atoms					AltConf	Trace
7	Fu	145	Total	C	N	O	S	0	0
			1066	682	176	206	2		
7	Fv	148	Total	C	N	O	S	0	0
			1087	693	179	213	2		
7	Fw	148	Total	C	N	O	S	0	0
			1087	693	179	213	2		
7	Fx	148	Total	C	N	O	S	0	0
			1087	693	179	213	2		
7	Fy	148	Total	C	N	O	S	0	0
			1087	693	179	213	2		
7	Fz	148	Total	C	N	O	S	0	0
			1087	693	179	213	2		
7	G0	148	Total	C	N	O	S	0	0
			1087	693	179	213	2		
7	G7	148	Total	C	N	O	S	0	0
			1087	693	179	213	2		
7	G8	148	Total	C	N	O	S	0	0
			1087	693	179	213	2		
7	G9	147	Total	C	N	O	S	0	0
			1078	687	178	211	2		
7	GG	148	Total	C	N	O	S	0	0
			1087	693	179	213	2		
7	GH	148	Total	C	N	O	S	0	0
			1087	693	179	213	2		
7	GI	147	Total	C	N	O	S	0	0
			1078	687	178	211	2		
7	GJ	148	Total	C	N	O	S	0	0
			1087	693	179	213	2		
7	GK	145	Total	C	N	O	S	0	0
			1066	682	176	206	2		
7	GL	148	Total	C	N	O	S	0	0
			1087	693	179	213	2		
7	GM	148	Total	C	N	O	S	0	0
			1087	693	179	213	2		
7	GN	148	Total	C	N	O	S	0	0
			1087	693	179	213	2		
7	GO	148	Total	C	N	O	S	0	0
			1087	693	179	213	2		
7	GP	148	Total	C	N	O	S	0	0
			1087	693	179	213	2		
7	GQ	148	Total	C	N	O	S	0	0
			1087	693	179	213	2		

Continued on next page...

Continued from previous page...

Mol	Chain	Residues	Atoms					AltConf	Trace
7	GR	146	Total	C	N	O	S	0	0
			1071	682	177	210	2		
7	GS	148	Total	C	N	O	S	0	0
			1087	693	179	213	2		
7	Gg	148	Total	C	N	O	S	0	0
			1087	693	179	213	2		
7	Gh	148	Total	C	N	O	S	0	0
			1087	693	179	213	2		
7	Gi	147	Total	C	N	O	S	0	0
			1078	687	178	211	2		
7	Gj	148	Total	C	N	O	S	0	0
			1087	693	179	213	2		
7	Gk	145	Total	C	N	O	S	0	0
			1066	682	176	206	2		
7	Gl	148	Total	C	N	O	S	0	0
			1087	693	179	213	2		
7	Gm	148	Total	C	N	O	S	0	0
			1087	693	179	213	2		
7	Gn	148	Total	C	N	O	S	0	0
			1087	693	179	213	2		
7	Go	148	Total	C	N	O	S	0	0
			1087	693	179	213	2		
7	Gp	148	Total	C	N	O	S	0	0
			1087	693	179	213	2		
7	Gq	148	Total	C	N	O	S	0	0
			1087	693	179	213	2		
7	Gr	146	Total	C	N	O	S	0	0
			1071	682	177	210	2		
7	Gs	148	Total	C	N	O	S	0	0
			1087	693	179	213	2		
7	H1	145	Total	C	N	O	S	0	0
			1066	682	176	206	2		
7	H2	148	Total	C	N	O	S	0	0
			1087	693	179	213	2		
7	H3	148	Total	C	N	O	S	0	0
			1087	693	179	213	2		
7	H4	148	Total	C	N	O	S	0	0
			1087	693	179	213	2		
7	H5	148	Total	C	N	O	S	0	0
			1087	693	179	213	2		
7	H6	148	Total	C	N	O	S	0	0
			1087	693	179	213	2		

Continued on next page...

Continued from previous page...

Mol	Chain	Residues	Atoms					AltConf	Trace
7	H7	148	Total	C	N	O	S	0	0
			1087	693	179	213	2		
7	H8	146	Total	C	N	O	S	0	0
			1071	682	177	210	2		
7	H9	148	Total	C	N	O	S	0	0
			1087	693	179	213	2		
7	HA	145	Total	C	N	O	S	0	0
			1066	682	176	206	2		
7	HB	148	Total	C	N	O	S	0	0
			1087	693	179	213	2		
7	HC	148	Total	C	N	O	S	0	0
			1087	693	179	213	2		
7	HD	148	Total	C	N	O	S	0	0
			1087	693	179	213	2		
7	HE	148	Total	C	N	O	S	0	0
			1087	693	179	213	2		
7	HF	148	Total	C	N	O	S	0	0
			1087	693	179	213	2		
7	HG	148	Total	C	N	O	S	0	0
			1087	693	179	213	2		
7	HH	146	Total	C	N	O	S	0	0
			1071	682	177	210	2		
7	HI	148	Total	C	N	O	S	0	0
			1087	693	179	213	2		
7	HW	148	Total	C	N	O	S	0	0
			1087	693	179	213	2		
7	HX	148	Total	C	N	O	S	0	0
			1087	693	179	213	2		
7	HY	147	Total	C	N	O	S	0	0
			1078	687	178	211	2		
7	HZ	148	Total	C	N	O	S	0	0
			1087	693	179	213	2		
7	Ha	145	Total	C	N	O	S	0	0
			1066	682	176	206	2		
7	Hb	148	Total	C	N	O	S	0	0
			1087	693	179	213	2		
7	Hc	148	Total	C	N	O	S	0	0
			1087	693	179	213	2		
7	Hd	148	Total	C	N	O	S	0	0
			1087	693	179	213	2		
7	He	148	Total	C	N	O	S	0	0
			1087	693	179	213	2		

Continued on next page...

Continued from previous page...

Mol	Chain	Residues	Atoms					AltConf	Trace
7	Hf	148	Total	C	N	O	S	0	0
			1087	693	179	213	2		
7	Hg	148	Total	C	N	O	S	0	0
			1087	693	179	213	2		
7	Hh	146	Total	C	N	O	S	0	0
			1071	682	177	210	2		
7	Hi	148	Total	C	N	O	S	0	0
			1087	693	179	213	2		
7	Hw	148	Total	C	N	O	S	0	0
			1087	693	179	213	2		
7	Hx	148	Total	C	N	O	S	0	0
			1087	693	179	213	2		
7	Hy	147	Total	C	N	O	S	0	0
			1078	687	178	211	2		
7	Hz	148	Total	C	N	O	S	0	0
			1087	693	179	213	2		
7	IM	148	Total	C	N	O	S	0	0
			1087	693	179	213	2		
7	IN	148	Total	C	N	O	S	0	0
			1087	693	179	213	2		
7	IO	147	Total	C	N	O	S	0	0
			1078	687	178	211	2		
7	IP	148	Total	C	N	O	S	0	0
			1087	693	179	213	2		
7	IQ	145	Total	C	N	O	S	0	0
			1066	682	176	206	2		
7	IR	148	Total	C	N	O	S	0	0
			1087	693	179	213	2		
7	IS	148	Total	C	N	O	S	0	0
			1087	693	179	213	2		
7	IT	148	Total	C	N	O	S	0	0
			1087	693	179	213	2		
7	IU	148	Total	C	N	O	S	0	0
			1087	693	179	213	2		
7	IV	148	Total	C	N	O	S	0	0
			1087	693	179	213	2		
7	IW	148	Total	C	N	O	S	0	0
			1087	693	179	213	2		
7	IX	146	Total	C	N	O	S	0	0
			1071	682	177	210	2		
7	IY	148	Total	C	N	O	S	0	0
			1087	693	179	213	2		

Continued on next page...

Continued from previous page...

Mol	Chain	Residues	Atoms					AltConf	Trace
7	Il	148	Total 1087	C 693	N 179	O 213	S 2	0	0
7	Im	148	Total 1087	C 693	N 179	O 213	S 2	0	0
7	In	147	Total 1078	C 687	N 178	O 211	S 2	0	0
7	Io	148	Total 1087	C 693	N 179	O 213	S 2	0	0
7	Ip	145	Total 1066	C 682	N 176	O 206	S 2	0	0
7	Iq	148	Total 1087	C 693	N 179	O 213	S 2	0	0
7	Ir	148	Total 1087	C 693	N 179	O 213	S 2	0	0
7	Is	148	Total 1087	C 693	N 179	O 213	S 2	0	0
7	It	148	Total 1087	C 693	N 179	O 213	S 2	0	0
7	Iu	148	Total 1087	C 693	N 179	O 213	S 2	0	0
7	Iv	148	Total 1087	C 693	N 179	O 213	S 2	0	0
7	Iw	146	Total 1071	C 682	N 177	O 210	S 2	0	0
7	Ix	148	Total 1087	C 693	N 179	O 213	S 2	0	0
7	J0	148	Total 1087	C 693	N 179	O 213	S 2	0	0
7	J2	148	Total 1087	C 693	N 179	O 213	S 2	0	0
7	J3	148	Total 1087	C 693	N 179	O 213	S 2	0	0
7	J4	147	Total 1078	C 687	N 178	O 211	S 2	0	0
7	J5	148	Total 1087	C 693	N 179	O 213	S 2	0	0
7	J6	145	Total 1066	C 682	N 176	O 206	S 2	0	0
7	J7	148	Total 1087	C 693	N 179	O 213	S 2	0	0
7	J8	148	Total 1087	C 693	N 179	O 213	S 2	0	0

Continued on next page...

Continued from previous page...

Mol	Chain	Residues	Atoms					AltConf	Trace
7	J9	148	Total	C	N	O	S	0	0
			1087	693	179	213	2		
7	JB	148	Total	C	N	O	S	0	0
			1087	693	179	213	2		
7	JC	148	Total	C	N	O	S	0	0
			1087	693	179	213	2		
7	JD	147	Total	C	N	O	S	0	0
			1078	687	178	211	2		
7	JE	148	Total	C	N	O	S	0	0
			1087	693	179	213	2		
7	JF	145	Total	C	N	O	S	0	0
			1066	682	176	206	2		
7	JG	148	Total	C	N	O	S	0	0
			1087	693	179	213	2		
7	JH	148	Total	C	N	O	S	0	0
			1087	693	179	213	2		
7	JI	148	Total	C	N	O	S	0	0
			1087	693	179	213	2		
7	JJ	148	Total	C	N	O	S	0	0
			1087	693	179	213	2		
7	JK	148	Total	C	N	O	S	0	0
			1087	693	179	213	2		
7	JL	148	Total	C	N	O	S	0	0
			1087	693	179	213	2		
7	JM	146	Total	C	N	O	S	0	0
			1071	682	177	210	2		
7	JN	148	Total	C	N	O	S	0	0
			1087	693	179	213	2		
7	Jb	148	Total	C	N	O	S	0	0
			1087	693	179	213	2		
7	Jc	148	Total	C	N	O	S	0	0
			1087	693	179	213	2		
7	Jd	147	Total	C	N	O	S	0	0
			1078	687	178	211	2		
7	Je	148	Total	C	N	O	S	0	0
			1087	693	179	213	2		
7	Jf	145	Total	C	N	O	S	0	0
			1066	682	176	206	2		
7	Jg	148	Total	C	N	O	S	0	0
			1087	693	179	213	2		
7	Jh	148	Total	C	N	O	S	0	0
			1087	693	179	213	2		

Continued on next page...

Continued from previous page...

Mol	Chain	Residues	Atoms					AltConf	Trace
7	Ji	148	Total	C	N	O	S	0	0
			1087	693	179	213	2		
7	Jj	148	Total	C	N	O	S	0	0
			1087	693	179	213	2		
7	Jk	148	Total	C	N	O	S	0	0
			1087	693	179	213	2		
7	Jl	148	Total	C	N	O	S	0	0
			1087	693	179	213	2		
7	Jm	146	Total	C	N	O	S	0	0
			1071	682	177	210	2		
7	Jn	148	Total	C	N	O	S	0	0
			1087	693	179	213	2		
7	K1	148	Total	C	N	O	S	0	0
			1087	693	179	213	2		
7	K2	146	Total	C	N	O	S	0	0
			1071	682	177	210	2		
7	K3	148	Total	C	N	O	S	0	0
			1087	693	179	213	2		
7	KA	148	Total	C	N	O	S	0	0
			1087	693	179	213	2		
7	KB	148	Total	C	N	O	S	0	0
			1087	693	179	213	2		
7	KC	146	Total	C	N	O	S	0	0
			1071	682	177	210	2		
7	KD	148	Total	C	N	O	S	0	0
			1087	693	179	213	2		
7	KQ	148	Total	C	N	O	S	0	0
			1087	693	179	213	2		
7	KR	148	Total	C	N	O	S	0	0
			1087	693	179	213	2		
7	KS	147	Total	C	N	O	S	0	0
			1078	687	178	211	2		
7	KT	148	Total	C	N	O	S	0	0
			1087	693	179	213	2		
7	KU	145	Total	C	N	O	S	0	0
			1066	682	176	206	2		
7	KV	148	Total	C	N	O	S	0	0
			1087	693	179	213	2		
7	KW	148	Total	C	N	O	S	0	0
			1087	693	179	213	2		
7	KX	148	Total	C	N	O	S	0	0
			1087	693	179	213	2		

Continued on next page...

Continued from previous page...

Mol	Chain	Residues	Atoms					AltConf	Trace
7	KY	148	Total	C	N	O	S	0	0
			1087	693	179	213	2		
7	KZ	148	Total	C	N	O	S	0	0
			1087	693	179	213	2		
7	Ka	148	Total	C	N	O	S	0	0
			1087	693	179	213	2		
7	Kb	146	Total	C	N	O	S	0	0
			1071	682	177	210	2		
7	Kc	148	Total	C	N	O	S	0	0
			1087	693	179	213	2		
7	Kq	148	Total	C	N	O	S	0	0
			1087	693	179	213	2		
7	Kr	148	Total	C	N	O	S	0	0
			1087	693	179	213	2		
7	Ks	147	Total	C	N	O	S	0	0
			1078	687	178	211	2		
7	Kt	148	Total	C	N	O	S	0	0
			1087	693	179	213	2		
7	Ku	145	Total	C	N	O	S	0	0
			1066	682	176	206	2		
7	Kv	148	Total	C	N	O	S	0	0
			1087	693	179	213	2		
7	Kw	148	Total	C	N	O	S	0	0
			1087	693	179	213	2		
7	Kx	148	Total	C	N	O	S	0	0
			1087	693	179	213	2		
7	Ky	148	Total	C	N	O	S	0	0
			1087	693	179	213	2		
7	Kz	148	Total	C	N	O	S	0	0
			1087	693	179	213	2		
7	L0	148	Total	C	N	O	S	0	0
			1087	693	179	213	2		
7	L7	148	Total	C	N	O	S	0	0
			1087	693	179	213	2		
7	L8	148	Total	C	N	O	S	0	0
			1087	693	179	213	2		
7	L9	147	Total	C	N	O	S	0	0
			1078	687	178	211	2		
7	LG	148	Total	C	N	O	S	0	0
			1087	693	179	213	2		
7	LH	148	Total	C	N	O	S	0	0
			1087	693	179	213	2		

Continued on next page...

Continued from previous page...

Mol	Chain	Residues	Atoms					AltConf	Trace
7	LI	147	Total	C	N	O	S	0	0
			1078	687	178	211	2		
7	LJ	148	Total	C	N	O	S	0	0
			1087	693	179	213	2		
7	LK	145	Total	C	N	O	S	0	0
			1066	682	176	206	2		
7	LL	148	Total	C	N	O	S	0	0
			1087	693	179	213	2		
7	LM	148	Total	C	N	O	S	0	0
			1087	693	179	213	2		
7	LN	148	Total	C	N	O	S	0	0
			1087	693	179	213	2		
7	LO	148	Total	C	N	O	S	0	0
			1087	693	179	213	2		
7	LP	148	Total	C	N	O	S	0	0
			1087	693	179	213	2		
7	LQ	148	Total	C	N	O	S	0	0
			1087	693	179	213	2		
7	LR	146	Total	C	N	O	S	0	0
			1071	682	177	210	2		
7	LS	148	Total	C	N	O	S	0	0
			1087	693	179	213	2		
7	Lg	148	Total	C	N	O	S	0	0
			1087	693	179	213	2		
7	Lh	148	Total	C	N	O	S	0	0
			1087	693	179	213	2		
7	Li	147	Total	C	N	O	S	0	0
			1078	687	178	211	2		
7	Lj	148	Total	C	N	O	S	0	0
			1087	693	179	213	2		
7	Lk	145	Total	C	N	O	S	0	0
			1066	682	176	206	2		
7	Ll	148	Total	C	N	O	S	0	0
			1087	693	179	213	2		
7	Lm	148	Total	C	N	O	S	0	0
			1087	693	179	213	2		
7	Ln	148	Total	C	N	O	S	0	0
			1087	693	179	213	2		
7	Lo	148	Total	C	N	O	S	0	0
			1087	693	179	213	2		
7	Lp	148	Total	C	N	O	S	0	0
			1087	693	179	213	2		

Continued on next page...

Continued from previous page...

Mol	Chain	Residues	Atoms					AltConf	Trace
7	Lq	148	Total	C	N	O	S	0	0
			1087	693	179	213	2		
7	Lr	146	Total	C	N	O	S	0	0
			1071	682	177	210	2		
7	Ls	148	Total	C	N	O	S	0	0
			1087	693	179	213	2		
7	M1	145	Total	C	N	O	S	0	0
			1066	682	176	206	2		
7	M2	148	Total	C	N	O	S	0	0
			1087	693	179	213	2		
7	M3	148	Total	C	N	O	S	0	0
			1087	693	179	213	2		
7	M4	148	Total	C	N	O	S	0	0
			1087	693	179	213	2		
7	M5	148	Total	C	N	O	S	0	0
			1087	693	179	213	2		
7	M6	148	Total	C	N	O	S	0	0
			1087	693	179	213	2		
7	M7	148	Total	C	N	O	S	0	0
			1087	693	179	213	2		
7	M8	146	Total	C	N	O	S	0	0
			1071	682	177	210	2		
7	M9	148	Total	C	N	O	S	0	0
			1087	693	179	213	2		
7	MA	145	Total	C	N	O	S	0	0
			1066	682	176	206	2		
7	MB	148	Total	C	N	O	S	0	0
			1087	693	179	213	2		
7	MC	148	Total	C	N	O	S	0	0
			1087	693	179	213	2		
7	MD	148	Total	C	N	O	S	0	0
			1087	693	179	213	2		
7	ME	148	Total	C	N	O	S	0	0
			1087	693	179	213	2		
7	MF	148	Total	C	N	O	S	0	0
			1087	693	179	213	2		
7	MG	148	Total	C	N	O	S	0	0
			1087	693	179	213	2		
7	MH	146	Total	C	N	O	S	0	0
			1071	682	177	210	2		
7	MI	148	Total	C	N	O	S	0	0
			1087	693	179	213	2		

Continued on next page...

Continued from previous page...

Mol	Chain	Residues	Atoms					AltConf	Trace
7	MW	148	Total	C	N	O	S	0	0
			1087	693	179	213	2		
7	MX	148	Total	C	N	O	S	0	0
			1087	693	179	213	2		
7	MY	147	Total	C	N	O	S	0	0
			1078	687	178	211	2		
7	MZ	148	Total	C	N	O	S	0	0
			1087	693	179	213	2		
7	Ma	145	Total	C	N	O	S	0	0
			1066	682	176	206	2		
7	Mb	148	Total	C	N	O	S	0	0
			1087	693	179	213	2		
7	Mc	148	Total	C	N	O	S	0	0
			1087	693	179	213	2		
7	Md	148	Total	C	N	O	S	0	0
			1087	693	179	213	2		
7	Me	148	Total	C	N	O	S	0	0
			1087	693	179	213	2		
7	Mf	148	Total	C	N	O	S	0	0
			1087	693	179	213	2		
7	Mg	148	Total	C	N	O	S	0	0
			1087	693	179	213	2		
7	Mh	146	Total	C	N	O	S	0	0
			1071	682	177	210	2		
7	Mi	148	Total	C	N	O	S	0	0
			1087	693	179	213	2		
7	Mw	148	Total	C	N	O	S	0	0
			1087	693	179	213	2		
7	Mx	148	Total	C	N	O	S	0	0
			1087	693	179	213	2		
7	My	147	Total	C	N	O	S	0	0
			1078	687	178	211	2		
7	Mz	148	Total	C	N	O	S	0	0
			1087	693	179	213	2		
7	NM	148	Total	C	N	O	S	0	0
			1087	693	179	213	2		
7	NN	148	Total	C	N	O	S	0	0
			1087	693	179	213	2		
7	NO	147	Total	C	N	O	S	0	0
			1078	687	178	211	2		
7	NP	148	Total	C	N	O	S	0	0
			1087	693	179	213	2		

Continued on next page...

Continued from previous page...

Mol	Chain	Residues	Atoms					AltConf	Trace
7	NQ	145	Total	C	N	O	S	0	0
			1066	682	176	206	2		
7	NR	148	Total	C	N	O	S	0	0
			1087	693	179	213	2		
7	NS	148	Total	C	N	O	S	0	0
			1087	693	179	213	2		
7	NT	148	Total	C	N	O	S	0	0
			1087	693	179	213	2		
7	NU	148	Total	C	N	O	S	0	0
			1087	693	179	213	2		
7	NV	148	Total	C	N	O	S	0	0
			1087	693	179	213	2		
7	NW	148	Total	C	N	O	S	0	0
			1087	693	179	213	2		
7	NX	146	Total	C	N	O	S	0	0
			1071	682	177	210	2		
7	NY	148	Total	C	N	O	S	0	0
			1087	693	179	213	2		
7	Nm	148	Total	C	N	O	S	0	0
			1087	693	179	213	2		
7	Nn	148	Total	C	N	O	S	0	0
			1087	693	179	213	2		
7	No	147	Total	C	N	O	S	0	0
			1078	687	178	211	2		
7	Np	148	Total	C	N	O	S	0	0
			1087	693	179	213	2		
7	Nq	145	Total	C	N	O	S	0	0
			1066	682	176	206	2		
7	Nr	148	Total	C	N	O	S	0	0
			1087	693	179	213	2		
7	Ns	148	Total	C	N	O	S	0	0
			1087	693	179	213	2		
7	Nt	148	Total	C	N	O	S	0	0
			1087	693	179	213	2		
7	Nu	148	Total	C	N	O	S	0	0
			1087	693	179	213	2		
7	Nv	148	Total	C	N	O	S	0	0
			1087	693	179	213	2		
7	Nw	148	Total	C	N	O	S	0	0
			1087	693	179	213	2		
7	Nx	146	Total	C	N	O	S	0	0
			1071	682	177	210	2		

Continued on next page...

Continued from previous page...

Mol	Chain	Residues	Atoms					AltConf	Trace
7	Ny	148	Total	C	N	O	S	0	0
			1087	693	179	213	2		
7	O0	148	Total	C	N	O	S	0	0
			1087	693	179	213	2		
7	O3	148	Total	C	N	O	S	0	0
			1087	693	179	213	2		
7	O4	148	Total	C	N	O	S	0	0
			1087	693	179	213	2		
7	O5	147	Total	C	N	O	S	0	0
			1078	687	178	211	2		
7	O6	148	Total	C	N	O	S	0	0
			1087	693	179	213	2		
7	O7	145	Total	C	N	O	S	0	0
			1066	682	176	206	2		
7	O8	148	Total	C	N	O	S	0	0
			1087	693	179	213	2		
7	O9	148	Total	C	N	O	S	0	0
			1087	693	179	213	2		
7	OC	148	Total	C	N	O	S	0	0
			1087	693	179	213	2		
7	OD	148	Total	C	N	O	S	0	0
			1087	693	179	213	2		
7	OE	147	Total	C	N	O	S	0	0
			1078	687	178	211	2		
7	OF	148	Total	C	N	O	S	0	0
			1087	693	179	213	2		
7	OG	145	Total	C	N	O	S	0	0
			1066	682	176	206	2		
7	OH	148	Total	C	N	O	S	0	0
			1087	693	179	213	2		
7	OI	148	Total	C	N	O	S	0	0
			1087	693	179	213	2		
7	OJ	148	Total	C	N	O	S	0	0
			1087	693	179	213	2		
7	OK	148	Total	C	N	O	S	0	0
			1087	693	179	213	2		
7	OL	148	Total	C	N	O	S	0	0
			1087	693	179	213	2		
7	OM	148	Total	C	N	O	S	0	0
			1087	693	179	213	2		
7	ON	146	Total	C	N	O	S	0	0
			1071	682	177	210	2		

Continued on next page...

Continued from previous page...

Mol	Chain	Residues	Atoms					AltConf	Trace
7	OO	148	Total	C	N	O	S	0	0
			1087	693	179	213	2		
7	Oc	148	Total	C	N	O	S	0	0
			1087	693	179	213	2		
7	Od	148	Total	C	N	O	S	0	0
			1087	693	179	213	2		
7	Oe	147	Total	C	N	O	S	0	0
			1078	687	178	211	2		
7	Of	148	Total	C	N	O	S	0	0
			1087	693	179	213	2		
7	Og	145	Total	C	N	O	S	0	0
			1066	682	176	206	2		
7	Oh	148	Total	C	N	O	S	0	0
			1087	693	179	213	2		
7	Oi	148	Total	C	N	O	S	0	0
			1087	693	179	213	2		
7	Oj	148	Total	C	N	O	S	0	0
			1087	693	179	213	2		
7	Ok	148	Total	C	N	O	S	0	0
			1087	693	179	213	2		
7	Ol	148	Total	C	N	O	S	0	0
			1087	693	179	213	2		
7	Om	148	Total	C	N	O	S	0	0
			1087	693	179	213	2		
7	On	146	Total	C	N	O	S	0	0
			1071	682	177	210	2		
7	Oo	148	Total	C	N	O	S	0	0
			1087	693	179	213	2		
7	P1	148	Total	C	N	O	S	0	0
			1087	693	179	213	2		
7	P2	148	Total	C	N	O	S	0	0
			1087	693	179	213	2		
7	P3	148	Total	C	N	O	S	0	0
			1087	693	179	213	2		
7	P4	146	Total	C	N	O	S	0	0
			1071	682	177	210	2		
7	P5	148	Total	C	N	O	S	0	0
			1087	693	179	213	2		
7	PA	148	Total	C	N	O	S	0	0
			1087	693	179	213	2		
7	PB	148	Total	C	N	O	S	0	0
			1087	693	179	213	2		

Continued on next page...

Continued from previous page...

Mol	Chain	Residues	Atoms					AltConf	Trace
7	PC	148	Total	C	N	O	S	0	0
			1087	693	179	213	2		
7	PD	146	Total	C	N	O	S	0	0
			1071	682	177	210	2		
7	PE	148	Total	C	N	O	S	0	0
			1087	693	179	213	2		
7	PS	148	Total	C	N	O	S	0	0
			1087	693	179	213	2		
7	PT	148	Total	C	N	O	S	0	0
			1087	693	179	213	2		
7	PU	147	Total	C	N	O	S	0	0
			1078	687	178	211	2		
7	PV	148	Total	C	N	O	S	0	0
			1087	693	179	213	2		
7	PW	145	Total	C	N	O	S	0	0
			1066	682	176	206	2		
7	PX	148	Total	C	N	O	S	0	0
			1087	693	179	213	2		
7	PY	148	Total	C	N	O	S	0	0
			1087	693	179	213	2		
7	PZ	148	Total	C	N	O	S	0	0
			1087	693	179	213	2		
7	Pa	148	Total	C	N	O	S	0	0
			1087	693	179	213	2		
7	Pb	148	Total	C	N	O	S	0	0
			1087	693	179	213	2		
7	Pc	148	Total	C	N	O	S	0	0
			1087	693	179	213	2		
7	Pd	146	Total	C	N	O	S	0	0
			1071	682	177	210	2		
7	Pe	148	Total	C	N	O	S	0	0
			1087	693	179	213	2		
7	Ps	148	Total	C	N	O	S	0	0
			1087	693	179	213	2		
7	Pt	148	Total	C	N	O	S	0	0
			1087	693	179	213	2		
7	Pu	147	Total	C	N	O	S	0	0
			1078	687	178	211	2		
7	Pv	148	Total	C	N	O	S	0	0
			1087	693	179	213	2		
7	Pw	145	Total	C	N	O	S	0	0
			1066	682	176	206	2		

Continued on next page...

Continued from previous page...

Mol	Chain	Residues	Atoms					AltConf	Trace
7	Px	148	Total	C	N	O	S	0	0
			1087	693	179	213	2		
7	Py	148	Total	C	N	O	S	0	0
			1087	693	179	213	2		
7	Pz	148	Total	C	N	O	S	0	0
			1087	693	179	213	2		
7	Q0	148	Total	C	N	O	S	0	0
			1087	693	179	213	2		
7	Q9	148	Total	C	N	O	S	0	0
			1087	693	179	213	2		
7	QI	148	Total	C	N	O	S	0	0
			1087	693	179	213	2		
7	QJ	148	Total	C	N	O	S	0	0
			1087	693	179	213	2		
7	QK	147	Total	C	N	O	S	0	0
			1078	687	178	211	2		
7	QL	148	Total	C	N	O	S	0	0
			1087	693	179	213	2		
7	QM	145	Total	C	N	O	S	0	0
			1066	682	176	206	2		
7	QN	148	Total	C	N	O	S	0	0
			1087	693	179	213	2		
7	QO	148	Total	C	N	O	S	0	0
			1087	693	179	213	2		
7	QP	148	Total	C	N	O	S	0	0
			1087	693	179	213	2		
7	QQ	148	Total	C	N	O	S	0	0
			1087	693	179	213	2		
7	QR	148	Total	C	N	O	S	0	0
			1087	693	179	213	2		
7	QS	148	Total	C	N	O	S	0	0
			1087	693	179	213	2		
7	QT	146	Total	C	N	O	S	0	0
			1071	682	177	210	2		
7	QU	148	Total	C	N	O	S	0	0
			1087	693	179	213	2		
7	Qi	148	Total	C	N	O	S	0	0
			1087	693	179	213	2		
7	Qj	148	Total	C	N	O	S	0	0
			1087	693	179	213	2		
7	Qk	147	Total	C	N	O	S	0	0
			1078	687	178	211	2		

Continued on next page...

Continued from previous page...

Mol	Chain	Residues	Atoms					AltConf	Trace
7	Ql	148	Total	C	N	O	S	0	0
			1087	693	179	213	2		
7	Qm	145	Total	C	N	O	S	0	0
			1066	682	176	206	2		
7	Qn	148	Total	C	N	O	S	0	0
			1087	693	179	213	2		
7	Qo	148	Total	C	N	O	S	0	0
			1087	693	179	213	2		
7	Qp	148	Total	C	N	O	S	0	0
			1087	693	179	213	2		
7	Qq	148	Total	C	N	O	S	0	0
			1087	693	179	213	2		
7	Qr	148	Total	C	N	O	S	0	0
			1087	693	179	213	2		
7	Qs	148	Total	C	N	O	S	0	0
			1087	693	179	213	2		
7	Qt	146	Total	C	N	O	S	0	0
			1071	682	177	210	2		
7	Qu	148	Total	C	N	O	S	0	0
			1087	693	179	213	2		
7	R0	146	Total	C	N	O	S	0	0
			1071	682	177	210	2		
7	R1	147	Total	C	N	O	S	0	0
			1078	687	178	211	2		
7	R2	148	Total	C	N	O	S	0	0
			1087	693	179	213	2		
7	R3	145	Total	C	N	O	S	0	0
			1066	682	176	206	2		
7	R4	148	Total	C	N	O	S	0	0
			1087	693	179	213	2		
7	R5	148	Total	C	N	O	S	0	0
			1087	693	179	213	2		
7	R6	148	Total	C	N	O	S	0	0
			1087	693	179	213	2		
7	R7	148	Total	C	N	O	S	0	0
			1087	693	179	213	2		
7	R8	148	Total	C	N	O	S	0	0
			1087	693	179	213	2		
7	R9	148	Total	C	N	O	S	0	0
			1087	693	179	213	2		
7	RA	147	Total	C	N	O	S	0	0
			1078	687	178	211	2		

Continued on next page...

Continued from previous page...

Mol	Chain	Residues	Atoms					AltConf	Trace
7	RB	148	Total	C	N	O	S	0	0
			1087	693	179	213	2		
7	RC	145	Total	C	N	O	S	0	0
			1066	682	176	206	2		
7	RD	148	Total	C	N	O	S	0	0
			1087	693	179	213	2		
7	RE	148	Total	C	N	O	S	0	0
			1087	693	179	213	2		
7	RF	148	Total	C	N	O	S	0	0
			1087	693	179	213	2		
7	RG	148	Total	C	N	O	S	0	0
			1087	693	179	213	2		
7	RH	148	Total	C	N	O	S	0	0
			1087	693	179	213	2		
7	RI	148	Total	C	N	O	S	0	0
			1087	693	179	213	2		
7	RJ	146	Total	C	N	O	S	0	0
			1071	682	177	210	2		
7	RK	148	Total	C	N	O	S	0	0
			1087	693	179	213	2		
7	RY	148	Total	C	N	O	S	0	0
			1087	693	179	213	2		
7	RZ	148	Total	C	N	O	S	0	0
			1087	693	179	213	2		
7	Ra	147	Total	C	N	O	S	0	0
			1078	687	178	211	2		
7	Rb	148	Total	C	N	O	S	0	0
			1087	693	179	213	2		
7	Rc	145	Total	C	N	O	S	0	0
			1066	682	176	206	2		
7	Rd	148	Total	C	N	O	S	0	0
			1087	693	179	213	2		
7	Re	148	Total	C	N	O	S	0	0
			1087	693	179	213	2		
7	Rf	148	Total	C	N	O	S	0	0
			1087	693	179	213	2		
7	Rg	148	Total	C	N	O	S	0	0
			1087	693	179	213	2		
7	Rh	148	Total	C	N	O	S	0	0
			1087	693	179	213	2		
7	Ri	148	Total	C	N	O	S	0	0
			1087	693	179	213	2		

Continued on next page...

Continued from previous page...

Mol	Chain	Residues	Atoms					AltConf	Trace
7	Rj	146	Total	C	N	O	S	0	0
			1071	682	177	210	2		
7	Rk	148	Total	C	N	O	S	0	0
			1087	693	179	213	2		
7	Ry	148	Total	C	N	O	S	0	0
			1087	693	179	213	2		
7	Rz	148	Total	C	N	O	S	0	0
			1087	693	179	213	2		
7	S1	148	Total	C	N	O	S	0	0
			1087	693	179	213	2		
7	SA	148	Total	C	N	O	S	0	0
			1087	693	179	213	2		
7	SO	148	Total	C	N	O	S	0	0
			1087	693	179	213	2		
7	SP	148	Total	C	N	O	S	0	0
			1087	693	179	213	2		
7	SQ	147	Total	C	N	O	S	0	0
			1078	687	178	211	2		
7	SR	148	Total	C	N	O	S	0	0
			1087	693	179	213	2		
7	SS	145	Total	C	N	O	S	0	0
			1066	682	176	206	2		
7	ST	148	Total	C	N	O	S	0	0
			1087	693	179	213	2		
7	SU	148	Total	C	N	O	S	0	0
			1087	693	179	213	2		
7	SV	148	Total	C	N	O	S	0	0
			1087	693	179	213	2		
7	SW	148	Total	C	N	O	S	0	0
			1087	693	179	213	2		
7	SX	148	Total	C	N	O	S	0	0
			1087	693	179	213	2		
7	SY	148	Total	C	N	O	S	0	0
			1087	693	179	213	2		
7	SZ	146	Total	C	N	O	S	0	0
			1071	682	177	210	2		
7	Sa	148	Total	C	N	O	S	0	0
			1087	693	179	213	2		
7	So	148	Total	C	N	O	S	0	0
			1087	693	179	213	2		
7	Sp	148	Total	C	N	O	S	0	0
			1087	693	179	213	2		

Continued on next page...

Continued from previous page...

Mol	Chain	Residues	Atoms					AltConf	Trace
7	Sq	147	Total	C	N	O	S	0	0
			1078	687	178	211	2		
7	Sr	148	Total	C	N	O	S	0	0
			1087	693	179	213	2		
7	Ss	145	Total	C	N	O	S	0	0
			1066	682	176	206	2		
7	St	148	Total	C	N	O	S	0	0
			1087	693	179	213	2		
7	Su	148	Total	C	N	O	S	0	0
			1087	693	179	213	2		
7	Sv	148	Total	C	N	O	S	0	0
			1087	693	179	213	2		
7	Sw	148	Total	C	N	O	S	0	0
			1087	693	179	213	2		
7	Sx	148	Total	C	N	O	S	0	0
			1087	693	179	213	2		
7	Sy	148	Total	C	N	O	S	0	0
			1087	693	179	213	2		
7	Sz	146	Total	C	N	O	S	0	0
			1071	682	177	210	2		
7	T0	148	Total	C	N	O	S	0	0
			1087	693	179	213	2		
7	T5	148	Total	C	N	O	S	0	0
			1087	693	179	213	2		
7	T6	148	Total	C	N	O	S	0	0
			1087	693	179	213	2		
7	T7	147	Total	C	N	O	S	0	0
			1078	687	178	211	2		
7	T8	148	Total	C	N	O	S	0	0
			1087	693	179	213	2		
7	T9	145	Total	C	N	O	S	0	0
			1066	682	176	206	2		
7	TE	148	Total	C	N	O	S	0	0
			1087	693	179	213	2		
7	TF	148	Total	C	N	O	S	0	0
			1087	693	179	213	2		
7	TG	147	Total	C	N	O	S	0	0
			1078	687	178	211	2		
7	TH	148	Total	C	N	O	S	0	0
			1087	693	179	213	2		
7	TI	145	Total	C	N	O	S	0	0
			1066	682	176	206	2		

Continued on next page...

Continued from previous page...

Mol	Chain	Residues	Atoms					AltConf	Trace
7	TJ	148	Total	C	N	O	S	0	0
			1087	693	179	213	2		
7	TK	148	Total	C	N	O	S	0	0
			1087	693	179	213	2		
7	TL	148	Total	C	N	O	S	0	0
			1087	693	179	213	2		
7	TM	148	Total	C	N	O	S	0	0
			1087	693	179	213	2		
7	TN	148	Total	C	N	O	S	0	0
			1087	693	179	213	2		
7	TO	148	Total	C	N	O	S	0	0
			1087	693	179	213	2		
7	TP	146	Total	C	N	O	S	0	0
			1071	682	177	210	2		
7	TQ	148	Total	C	N	O	S	0	0
			1087	693	179	213	2		
7	Te	148	Total	C	N	O	S	0	0
			1087	693	179	213	2		
7	Tf	148	Total	C	N	O	S	0	0
			1087	693	179	213	2		
7	Tg	147	Total	C	N	O	S	0	0
			1078	687	178	211	2		
7	Th	148	Total	C	N	O	S	0	0
			1087	693	179	213	2		
7	Ti	145	Total	C	N	O	S	0	0
			1066	682	176	206	2		
7	Tj	148	Total	C	N	O	S	0	0
			1087	693	179	213	2		
7	Tk	148	Total	C	N	O	S	0	0
			1087	693	179	213	2		
7	Tl	148	Total	C	N	O	S	0	0
			1087	693	179	213	2		
7	Tm	148	Total	C	N	O	S	0	0
			1087	693	179	213	2		
7	Tn	148	Total	C	N	O	S	0	0
			1087	693	179	213	2		
7	To	148	Total	C	N	O	S	0	0
			1087	693	179	213	2		
7	Tp	146	Total	C	N	O	S	0	0
			1071	682	177	210	2		
7	Tq	148	Total	C	N	O	S	0	0
			1087	693	179	213	2		

Continued on next page...

Continued from previous page...

Mol	Chain	Residues	Atoms					AltConf	Trace
7	U1	148	Total	C	N	O	S	0	0
			1087	693	179	213	2		
7	U2	148	Total	C	N	O	S	0	0
			1087	693	179	213	2		
7	U3	148	Total	C	N	O	S	0	0
			1087	693	179	213	2		
7	U4	148	Total	C	N	O	S	0	0
			1087	693	179	213	2		
7	U5	148	Total	C	N	O	S	0	0
			1087	693	179	213	2		
7	U6	146	Total	C	N	O	S	0	0
			1071	682	177	210	2		
7	U7	148	Total	C	N	O	S	0	0
			1087	693	179	213	2		
7	UA	148	Total	C	N	O	S	0	0
			1087	693	179	213	2		
7	UB	148	Total	C	N	O	S	0	0
			1087	693	179	213	2		
7	UC	148	Total	C	N	O	S	0	0
			1087	693	179	213	2		
7	UD	148	Total	C	N	O	S	0	0
			1087	693	179	213	2		
7	UE	148	Total	C	N	O	S	0	0
			1087	693	179	213	2		
7	UF	146	Total	C	N	O	S	0	0
			1071	682	177	210	2		
7	UG	148	Total	C	N	O	S	0	0
			1087	693	179	213	2		
7	UU	148	Total	C	N	O	S	0	0
			1087	693	179	213	2		
7	UV	148	Total	C	N	O	S	0	0
			1087	693	179	213	2		
7	UW	147	Total	C	N	O	S	0	0
			1078	687	178	211	2		
7	UX	148	Total	C	N	O	S	0	0
			1087	693	179	213	2		
7	UY	145	Total	C	N	O	S	0	0
			1066	682	176	206	2		
7	UZ	148	Total	C	N	O	S	0	0
			1087	693	179	213	2		
7	Ua	148	Total	C	N	O	S	0	0
			1087	693	179	213	2		

Continued on next page...

Continued from previous page...

Mol	Chain	Residues	Atoms					AltConf	Trace
7	Ub	148	Total	C	N	O	S	0	0
			1087	693	179	213	2		
7	Uc	148	Total	C	N	O	S	0	0
			1087	693	179	213	2		
7	Ud	148	Total	C	N	O	S	0	0
			1087	693	179	213	2		
7	Ue	148	Total	C	N	O	S	0	0
			1087	693	179	213	2		
7	Uf	146	Total	C	N	O	S	0	0
			1071	682	177	210	2		
7	Ug	148	Total	C	N	O	S	0	0
			1087	693	179	213	2		
7	Uu	148	Total	C	N	O	S	0	0
			1087	693	179	213	2		
7	Uv	148	Total	C	N	O	S	0	0
			1087	693	179	213	2		
7	Uw	147	Total	C	N	O	S	0	0
			1078	687	178	211	2		
7	Ux	148	Total	C	N	O	S	0	0
			1087	693	179	213	2		
7	Uy	145	Total	C	N	O	S	0	0
			1066	682	176	206	2		
7	Uz	148	Total	C	N	O	S	0	0
			1087	693	179	213	2		
7	V0	148	Total	C	N	O	S	0	0
			1087	693	179	213	2		
7	VK	148	Total	C	N	O	S	0	0
			1087	693	179	213	2		
7	VL	148	Total	C	N	O	S	0	0
			1087	693	179	213	2		
7	VM	147	Total	C	N	O	S	0	0
			1078	687	178	211	2		
7	VN	148	Total	C	N	O	S	0	0
			1087	693	179	213	2		
7	VO	145	Total	C	N	O	S	0	0
			1066	682	176	206	2		
7	VP	148	Total	C	N	O	S	0	0
			1087	693	179	213	2		
7	VQ	148	Total	C	N	O	S	0	0
			1087	693	179	213	2		
7	VR	148	Total	C	N	O	S	0	0
			1087	693	179	213	2		

Continued on next page...

Continued from previous page...

Mol	Chain	Residues	Atoms					AltConf	Trace
7	VS	148	Total	C	N	O	S	0	0
			1087	693	179	213	2		
7	VT	148	Total	C	N	O	S	0	0
			1087	693	179	213	2		
7	VU	148	Total	C	N	O	S	0	0
			1087	693	179	213	2		
7	VV	146	Total	C	N	O	S	0	0
			1071	682	177	210	2		
7	VW	148	Total	C	N	O	S	0	0
			1087	693	179	213	2		
7	Vk	148	Total	C	N	O	S	0	0
			1087	693	179	213	2		
7	Vl	148	Total	C	N	O	S	0	0
			1087	693	179	213	2		
7	Vm	147	Total	C	N	O	S	0	0
			1078	687	178	211	2		
7	Vn	148	Total	C	N	O	S	0	0
			1087	693	179	213	2		
7	Vo	145	Total	C	N	O	S	0	0
			1066	682	176	206	2		
7	Vp	148	Total	C	N	O	S	0	0
			1087	693	179	213	2		
7	Vq	148	Total	C	N	O	S	0	0
			1087	693	179	213	2		
7	Vr	148	Total	C	N	O	S	0	0
			1087	693	179	213	2		
7	Vs	148	Total	C	N	O	S	0	0
			1087	693	179	213	2		
7	Vt	148	Total	C	N	O	S	0	0
			1087	693	179	213	2		
7	Vu	148	Total	C	N	O	S	0	0
			1087	693	179	213	2		
7	Vv	146	Total	C	N	O	S	0	0
			1071	682	177	210	2		
7	Vw	148	Total	C	N	O	S	0	0
			1087	693	179	213	2		
7	W0	148	Total	C	N	O	S	0	0
			1087	693	179	213	2		
7	W1	148	Total	C	N	O	S	0	0
			1087	693	179	213	2		
7	W2	147	Total	C	N	O	S	0	0
			1078	687	178	211	2		

Continued on next page...

Continued from previous page...

Mol	Chain	Residues	Atoms					AltConf	Trace
7	W3	148	Total	C	N	O	S	0	0
			1087	693	179	213	2		
7	W4	145	Total	C	N	O	S	0	0
			1066	682	176	206	2		
7	W5	148	Total	C	N	O	S	0	0
			1087	693	179	213	2		
7	W6	148	Total	C	N	O	S	0	0
			1087	693	179	213	2		
7	W7	148	Total	C	N	O	S	0	0
			1087	693	179	213	2		
7	W8	148	Total	C	N	O	S	0	0
			1087	693	179	213	2		
7	W9	148	Total	C	N	O	S	0	0
			1087	693	179	213	2		
7	WA	148	Total	C	N	O	S	0	0
			1087	693	179	213	2		
7	WB	147	Total	C	N	O	S	0	0
			1078	687	178	211	2		
7	WC	148	Total	C	N	O	S	0	0
			1087	693	179	213	2		
7	WD	145	Total	C	N	O	S	0	0
			1066	682	176	206	2		
7	WE	148	Total	C	N	O	S	0	0
			1087	693	179	213	2		
7	WF	148	Total	C	N	O	S	0	0
			1087	693	179	213	2		
7	WG	148	Total	C	N	O	S	0	0
			1087	693	179	213	2		
7	WH	148	Total	C	N	O	S	0	0
			1087	693	179	213	2		
7	WI	148	Total	C	N	O	S	0	0
			1087	693	179	213	2		
7	WJ	148	Total	C	N	O	S	0	0
			1087	693	179	213	2		
7	WK	146	Total	C	N	O	S	0	0
			1071	682	177	210	2		
7	WL	148	Total	C	N	O	S	0	0
			1087	693	179	213	2		
7	WZ	148	Total	C	N	O	S	0	0
			1087	693	179	213	2		
7	Wa	148	Total	C	N	O	S	0	0
			1087	693	179	213	2		

Continued on next page...

Continued from previous page...

Mol	Chain	Residues	Atoms					AltConf	Trace
7	Wb	147	Total	C	N	O	S	0	0
			1078	687	178	211	2		
7	Wc	148	Total	C	N	O	S	0	0
			1087	693	179	213	2		
7	Wd	145	Total	C	N	O	S	0	0
			1066	682	176	206	2		
7	We	148	Total	C	N	O	S	0	0
			1087	693	179	213	2		
7	Wf	148	Total	C	N	O	S	0	0
			1087	693	179	213	2		
7	Wg	148	Total	C	N	O	S	0	0
			1087	693	179	213	2		
7	Wh	148	Total	C	N	O	S	0	0
			1087	693	179	213	2		
7	Wi	148	Total	C	N	O	S	0	0
			1087	693	179	213	2		
7	Wj	148	Total	C	N	O	S	0	0
			1087	693	179	213	2		
7	Wk	146	Total	C	N	O	S	0	0
			1071	682	177	210	2		
7	Wl	148	Total	C	N	O	S	0	0
			1087	693	179	213	2		
7	Wz	148	Total	C	N	O	S	0	0
			1087	693	179	213	2		
7	X1	146	Total	C	N	O	S	0	0
			1071	682	177	210	2		
7	X2	148	Total	C	N	O	S	0	0
			1087	693	179	213	2		
7	XA	146	Total	C	N	O	S	0	0
			1071	682	177	210	2		
7	XB	148	Total	C	N	O	S	0	0
			1087	693	179	213	2		
7	XP	148	Total	C	N	O	S	0	0
			1087	693	179	213	2		
7	XQ	148	Total	C	N	O	S	0	0
			1087	693	179	213	2		
7	XR	147	Total	C	N	O	S	0	0
			1078	687	178	211	2		
7	XS	148	Total	C	N	O	S	0	0
			1087	693	179	213	2		
7	XT	145	Total	C	N	O	S	0	0
			1066	682	176	206	2		

Continued on next page...

Continued from previous page...

Mol	Chain	Residues	Atoms					AltConf	Trace
7	XU	148	Total	C	N	O	S	0	0
			1087	693	179	213	2		
7	XV	148	Total	C	N	O	S	0	0
			1087	693	179	213	2		
7	XW	148	Total	C	N	O	S	0	0
			1087	693	179	213	2		
7	XX	148	Total	C	N	O	S	0	0
			1087	693	179	213	2		
7	XY	148	Total	C	N	O	S	0	0
			1087	693	179	213	2		
7	XZ	148	Total	C	N	O	S	0	0
			1087	693	179	213	2		
7	Xa	146	Total	C	N	O	S	0	0
			1071	682	177	210	2		
7	Xb	148	Total	C	N	O	S	0	0
			1087	693	179	213	2		
7	Xp	148	Total	C	N	O	S	0	0
			1087	693	179	213	2		
7	Xq	148	Total	C	N	O	S	0	0
			1087	693	179	213	2		
7	Xr	147	Total	C	N	O	S	0	0
			1078	687	178	211	2		
7	Xs	148	Total	C	N	O	S	0	0
			1087	693	179	213	2		
7	Xt	145	Total	C	N	O	S	0	0
			1066	682	176	206	2		
7	Xu	148	Total	C	N	O	S	0	0
			1087	693	179	213	2		
7	Xv	148	Total	C	N	O	S	0	0
			1087	693	179	213	2		
7	Xw	148	Total	C	N	O	S	0	0
			1087	693	179	213	2		
7	Xx	148	Total	C	N	O	S	0	0
			1087	693	179	213	2		
7	Xy	148	Total	C	N	O	S	0	0
			1087	693	179	213	2		
7	Xz	148	Total	C	N	O	S	0	0
			1087	693	179	213	2		
7	Y0	145	Total	C	N	O	S	0	0
			1066	682	176	206	2		
7	Y6	148	Total	C	N	O	S	0	0
			1087	693	179	213	2		

Continued on next page...

Continued from previous page...

Mol	Chain	Residues	Atoms					AltConf	Trace
7	Y7	148	Total	C	N	O	S	0	0
			1087	693	179	213	2		
7	Y8	147	Total	C	N	O	S	0	0
			1078	687	178	211	2		
7	Y9	148	Total	C	N	O	S	0	0
			1087	693	179	213	2		
7	YF	148	Total	C	N	O	S	0	0
			1087	693	179	213	2		
7	YG	148	Total	C	N	O	S	0	0
			1087	693	179	213	2		
7	YH	147	Total	C	N	O	S	0	0
			1078	687	178	211	2		
7	YI	148	Total	C	N	O	S	0	0
			1087	693	179	213	2		
7	YJ	145	Total	C	N	O	S	0	0
			1066	682	176	206	2		
7	YK	148	Total	C	N	O	S	0	0
			1087	693	179	213	2		
7	YL	148	Total	C	N	O	S	0	0
			1087	693	179	213	2		
7	YM	148	Total	C	N	O	S	0	0
			1087	693	179	213	2		
7	YN	148	Total	C	N	O	S	0	0
			1087	693	179	213	2		
7	YO	148	Total	C	N	O	S	0	0
			1087	693	179	213	2		
7	YP	148	Total	C	N	O	S	0	0
			1087	693	179	213	2		
7	YQ	146	Total	C	N	O	S	0	0
			1071	682	177	210	2		
7	YR	148	Total	C	N	O	S	0	0
			1087	693	179	213	2		
7	Yf	148	Total	C	N	O	S	0	0
			1087	693	179	213	2		
7	Yg	148	Total	C	N	O	S	0	0
			1087	693	179	213	2		
7	Yh	147	Total	C	N	O	S	0	0
			1078	687	178	211	2		
7	Yi	148	Total	C	N	O	S	0	0
			1087	693	179	213	2		
7	Yj	145	Total	C	N	O	S	0	0
			1066	682	176	206	2		

Continued on next page...

Continued from previous page...

Mol	Chain	Residues	Atoms					AltConf	Trace
7	Yk	148	Total 1087	C 693	N 179	O 213	S 2	0	0
7	Yl	148	Total 1087	C 693	N 179	O 213	S 2	0	0
7	Ym	148	Total 1087	C 693	N 179	O 213	S 2	0	0
7	Yn	148	Total 1087	C 693	N 179	O 213	S 2	0	0
7	Yo	148	Total 1087	C 693	N 179	O 213	S 2	0	0
7	Yp	148	Total 1087	C 693	N 179	O 213	S 2	0	0
7	Yq	146	Total 1071	C 682	N 177	O 210	S 2	0	0
7	Yr	148	Total 1087	C 693	N 179	O 213	S 2	0	0
7	Z1	148	Total 1087	C 693	N 179	O 213	S 2	0	0
7	Z2	148	Total 1087	C 693	N 179	O 213	S 2	0	0
7	Z3	148	Total 1087	C 693	N 179	O 213	S 2	0	0
7	Z4	148	Total 1087	C 693	N 179	O 213	S 2	0	0
7	Z5	148	Total 1087	C 693	N 179	O 213	S 2	0	0
7	Z6	148	Total 1087	C 693	N 179	O 213	S 2	0	0
7	Z7	146	Total 1071	C 682	N 177	O 210	S 2	0	0
7	Z8	148	Total 1087	C 693	N 179	O 213	S 2	0	0
7	ZA	148	Total 1087	C 693	N 179	O 213	S 2	0	0
7	ZB	148	Total 1087	C 693	N 179	O 213	S 2	0	0
7	ZC	148	Total 1087	C 693	N 179	O 213	S 2	0	0
7	ZD	148	Total 1087	C 693	N 179	O 213	S 2	0	0
7	ZE	148	Total 1087	C 693	N 179	O 213	S 2	0	0

Continued on next page...

Continued from previous page...

Mol	Chain	Residues	Atoms					AltConf	Trace
7	ZF	148	Total	C	N	O	S	0	0
			1087	693	179	213	2		
7	ZG	146	Total	C	N	O	S	0	0
			1071	682	177	210	2		
7	ZH	148	Total	C	N	O	S	0	0
			1087	693	179	213	2		
7	ZV	148	Total	C	N	O	S	0	0
			1087	693	179	213	2		
7	ZW	148	Total	C	N	O	S	0	0
			1087	693	179	213	2		
7	ZX	147	Total	C	N	O	S	0	0
			1078	687	178	211	2		
7	ZY	148	Total	C	N	O	S	0	0
			1087	693	179	213	2		
7	ZZ	145	Total	C	N	O	S	0	0
			1066	682	176	206	2		
7	Za	148	Total	C	N	O	S	0	0
			1087	693	179	213	2		
7	Zb	148	Total	C	N	O	S	0	0
			1087	693	179	213	2		
7	Zc	148	Total	C	N	O	S	0	0
			1087	693	179	213	2		
7	Zd	148	Total	C	N	O	S	0	0
			1087	693	179	213	2		
7	Ze	148	Total	C	N	O	S	0	0
			1087	693	179	213	2		
7	Zf	148	Total	C	N	O	S	0	0
			1087	693	179	213	2		
7	Zg	146	Total	C	N	O	S	0	0
			1071	682	177	210	2		
7	Zh	148	Total	C	N	O	S	0	0
			1087	693	179	213	2		
7	Zv	148	Total	C	N	O	S	0	0
			1087	693	179	213	2		
7	Zw	148	Total	C	N	O	S	0	0
			1087	693	179	213	2		
7	Zx	147	Total	C	N	O	S	0	0
			1078	687	178	211	2		
7	Zy	148	Total	C	N	O	S	0	0
			1087	693	179	213	2		
7	Zz	145	Total	C	N	O	S	0	0
			1066	682	176	206	2		

Continued on next page...

Continued from previous page...

Mol	Chain	Residues	Atoms					AltConf	Trace
7	aL	148	Total	C	N	O	S	0	0
			1087	693	179	213	2		
7	aM	148	Total	C	N	O	S	0	0
			1087	693	179	213	2		
7	aN	147	Total	C	N	O	S	0	0
			1078	687	178	211	2		
7	aO	148	Total	C	N	O	S	0	0
			1087	693	179	213	2		
7	aP	145	Total	C	N	O	S	0	0
			1066	682	176	206	2		
7	aQ	148	Total	C	N	O	S	0	0
			1087	693	179	213	2		
7	aR	148	Total	C	N	O	S	0	0
			1087	693	179	213	2		
7	aS	148	Total	C	N	O	S	0	0
			1087	693	179	213	2		
7	aT	148	Total	C	N	O	S	0	0
			1087	693	179	213	2		
7	aU	148	Total	C	N	O	S	0	0
			1087	693	179	213	2		
7	aV	148	Total	C	N	O	S	0	0
			1087	693	179	213	2		
7	aW	146	Total	C	N	O	S	0	0
			1071	682	177	210	2		
7	aX	148	Total	C	N	O	S	0	0
			1087	693	179	213	2		
7	ak	148	Total	C	N	O	S	0	0
			1087	693	179	213	2		
7	al	148	Total	C	N	O	S	0	0
			1087	693	179	213	2		
7	am	147	Total	C	N	O	S	0	0
			1078	687	178	211	2		
7	an	148	Total	C	N	O	S	0	0
			1087	693	179	213	2		
7	ao	145	Total	C	N	O	S	0	0
			1066	682	176	206	2		
7	ap	148	Total	C	N	O	S	0	0
			1087	693	179	213	2		
7	aq	148	Total	C	N	O	S	0	0
			1087	693	179	213	2		
7	ar	148	Total	C	N	O	S	0	0
			1087	693	179	213	2		

Continued on next page...

Continued from previous page...

Mol	Chain	Residues	Atoms					AltConf	Trace
7	as	148	Total	C	N	O	S	0	0
			1087	693	179	213	2		
7	at	148	Total	C	N	O	S	0	0
			1087	693	179	213	2		
7	au	148	Total	C	N	O	S	0	0
			1087	693	179	213	2		
7	av	146	Total	C	N	O	S	0	0
			1071	682	177	210	2		
7	aw	148	Total	C	N	O	S	0	0
			1087	693	179	213	2		
7	b0	148	Total	C	N	O	S	0	0
			1087	693	179	213	2		
7	b1	148	Total	C	N	O	S	0	0
			1087	693	179	213	2		
7	b2	148	Total	C	N	O	S	0	0
			1087	693	179	213	2		
7	b3	147	Total	C	N	O	S	0	0
			1078	687	178	211	2		
7	b4	148	Total	C	N	O	S	0	0
			1087	693	179	213	2		
7	b5	145	Total	C	N	O	S	0	0
			1066	682	176	206	2		
7	b6	148	Total	C	N	O	S	0	0
			1087	693	179	213	2		
7	b7	148	Total	C	N	O	S	0	0
			1087	693	179	213	2		
7	b8	148	Total	C	N	O	S	0	0
			1087	693	179	213	2		
7	b9	148	Total	C	N	O	S	0	0
			1087	693	179	213	2		
7	bA	148	Total	C	N	O	S	0	0
			1087	693	179	213	2		
7	bB	148	Total	C	N	O	S	0	0
			1087	693	179	213	2		
7	bC	147	Total	C	N	O	S	0	0
			1078	687	178	211	2		
7	bD	148	Total	C	N	O	S	0	0
			1087	693	179	213	2		
7	bE	145	Total	C	N	O	S	0	0
			1066	682	176	206	2		
7	bF	148	Total	C	N	O	S	0	0
			1087	693	179	213	2		

Continued on next page...

Continued from previous page...

Mol	Chain	Residues	Atoms					AltConf	Trace
7	bG	148	Total	C	N	O	S	0	0
			1087	693	179	213	2		
7	bH	148	Total	C	N	O	S	0	0
			1087	693	179	213	2		
7	bI	148	Total	C	N	O	S	0	0
			1087	693	179	213	2		
7	bJ	148	Total	C	N	O	S	0	0
			1087	693	179	213	2		
7	bK	148	Total	C	N	O	S	0	0
			1087	693	179	213	2		
7	bL	146	Total	C	N	O	S	0	0
			1071	682	177	210	2		
7	bM	148	Total	C	N	O	S	0	0
			1087	693	179	213	2		
7	ba	148	Total	C	N	O	S	0	0
			1087	693	179	213	2		
7	bb	148	Total	C	N	O	S	0	0
			1087	693	179	213	2		
7	bc	147	Total	C	N	O	S	0	0
			1078	687	178	211	2		
7	bd	148	Total	C	N	O	S	0	0
			1087	693	179	213	2		
7	be	145	Total	C	N	O	S	0	0
			1066	682	176	206	2		
7	bf	148	Total	C	N	O	S	0	0
			1087	693	179	213	2		
7	bg	148	Total	C	N	O	S	0	0
			1087	693	179	213	2		
7	bh	148	Total	C	N	O	S	0	0
			1087	693	179	213	2		
7	bi	148	Total	C	N	O	S	0	0
			1087	693	179	213	2		
7	bj	148	Total	C	N	O	S	0	0
			1087	693	179	213	2		
7	bk	148	Total	C	N	O	S	0	0
			1087	693	179	213	2		
7	bl	146	Total	C	N	O	S	0	0
			1071	682	177	210	2		
7	bm	148	Total	C	N	O	S	0	0
			1087	693	179	213	2		
7	c1	148	Total	C	N	O	S	0	0
			1087	693	179	213	2		

Continued on next page...

Continued from previous page...

Mol	Chain	Residues	Atoms					AltConf	Trace
7	c2	146	Total	C	N	O	S	0	0
			1071	682	177	210	2		
7	c3	148	Total	C	N	O	S	0	0
			1087	693	179	213	2		
7	cA	148	Total	C	N	O	S	0	0
			1087	693	179	213	2		
7	cB	146	Total	C	N	O	S	0	0
			1071	682	177	210	2		
7	cC	148	Total	C	N	O	S	0	0
			1087	693	179	213	2		
7	cQ	148	Total	C	N	O	S	0	0
			1087	693	179	213	2		
7	cR	148	Total	C	N	O	S	0	0
			1087	693	179	213	2		
7	cS	147	Total	C	N	O	S	0	0
			1078	687	178	211	2		
7	cT	148	Total	C	N	O	S	0	0
			1087	693	179	213	2		
7	cU	145	Total	C	N	O	S	0	0
			1066	682	176	206	2		
7	cV	148	Total	C	N	O	S	0	0
			1087	693	179	213	2		
7	cW	148	Total	C	N	O	S	0	0
			1087	693	179	213	2		
7	cX	148	Total	C	N	O	S	0	0
			1087	693	179	213	2		
7	cY	148	Total	C	N	O	S	0	0
			1087	693	179	213	2		
7	cZ	148	Total	C	N	O	S	0	0
			1087	693	179	213	2		
7	ca	148	Total	C	N	O	S	0	0
			1087	693	179	213	2		
7	cb	146	Total	C	N	O	S	0	0
			1071	682	177	210	2		
7	cc	148	Total	C	N	O	S	0	0
			1087	693	179	213	2		
7	cq	148	Total	C	N	O	S	0	0
			1087	693	179	213	2		
7	cr	148	Total	C	N	O	S	0	0
			1087	693	179	213	2		
7	cs	147	Total	C	N	O	S	0	0
			1078	687	178	211	2		

Continued on next page...

Continued from previous page...

Mol	Chain	Residues	Atoms					AltConf	Trace
7	ct	148	Total	C	N	O	S	0	0
			1087	693	179	213	2		
7	cu	145	Total	C	N	O	S	0	0
			1066	682	176	206	2		
7	cv	148	Total	C	N	O	S	0	0
			1087	693	179	213	2		
7	cw	148	Total	C	N	O	S	0	0
			1087	693	179	213	2		
7	cx	148	Total	C	N	O	S	0	0
			1087	693	179	213	2		
7	cy	148	Total	C	N	O	S	0	0
			1087	693	179	213	2		
7	cz	148	Total	C	N	O	S	0	0
			1087	693	179	213	2		
7	dG	148	Total	C	N	O	S	0	0
			1087	693	179	213	2		
7	dH	148	Total	C	N	O	S	0	0
			1087	693	179	213	2		
7	dI	147	Total	C	N	O	S	0	0
			1078	687	178	211	2		
7	dJ	148	Total	C	N	O	S	0	0
			1087	693	179	213	2		
7	dK	145	Total	C	N	O	S	0	0
			1066	682	176	206	2		
7	dL	148	Total	C	N	O	S	0	0
			1087	693	179	213	2		
7	dM	148	Total	C	N	O	S	0	0
			1087	693	179	213	2		
7	dN	148	Total	C	N	O	S	0	0
			1087	693	179	213	2		
7	dO	148	Total	C	N	O	S	0	0
			1087	693	179	213	2		
7	dP	148	Total	C	N	O	S	0	0
			1087	693	179	213	2		
7	dQ	148	Total	C	N	O	S	0	0
			1087	693	179	213	2		
7	dR	146	Total	C	N	O	S	0	0
			1071	682	177	210	2		
7	dS	148	Total	C	N	O	S	0	0
			1087	693	179	213	2		

- Molecule 8 is a protein called Major capsid protein.

Mol	Chain	Residues	Atoms					AltConf	Trace
8	E1	327	Total	C	N	O	S	0	0
			2624	1655	465	499	5		
8	EO	331	Total	C	N	O	S	0	0
			2647	1668	469	504	6		
8	EP	330	Total	C	N	O	S	0	0
			2640	1664	468	502	6		
8	EQ	330	Total	C	N	O	S	0	0
			2640	1664	468	502	6		
8	ER	331	Total	C	N	O	S	0	0
			2647	1668	469	504	6		
8	ES	330	Total	C	N	O	S	0	0
			2640	1664	468	502	6		
8	ET	330	Total	C	N	O	S	0	0
			2640	1664	468	502	6		
8	EU	330	Total	C	N	O	S	0	0
			2640	1664	468	502	6		
8	EV	330	Total	C	N	O	S	0	0
			2640	1664	468	502	6		
8	EW	330	Total	C	N	O	S	0	0
			2640	1664	468	502	6		
8	EX	331	Total	C	N	O	S	0	0
			2647	1668	469	504	6		
8	EY	330	Total	C	N	O	S	0	0
			2640	1664	468	502	6		
8	EZ	330	Total	C	N	O	S	0	0
			2639	1664	468	501	6		
8	Ea	327	Total	C	N	O	S	0	0
			2624	1655	465	499	5		
8	Eo	331	Total	C	N	O	S	0	0
			2647	1668	469	504	6		
8	Ep	330	Total	C	N	O	S	0	0
			2640	1664	468	502	6		
8	Eq	330	Total	C	N	O	S	0	0
			2640	1664	468	502	6		
8	Er	331	Total	C	N	O	S	0	0
			2647	1668	469	504	6		
8	Es	330	Total	C	N	O	S	0	0
			2640	1664	468	502	6		
8	Et	330	Total	C	N	O	S	0	0
			2640	1664	468	502	6		
8	Eu	330	Total	C	N	O	S	0	0
			2640	1664	468	502	6		
8	Ev	330	Total	C	N	O	S	0	0
			2640	1664	468	502	6		

Continued on next page...

Continued from previous page...

Mol	Chain	Residues	Atoms					AltConf	Trace
8	Ew	330	Total	C	N	O	S	0	0
			2640	1664	468	502	6		
8	Ex	331	Total	C	N	O	S	0	0
			2647	1668	469	504	6		
8	Ey	330	Total	C	N	O	S	0	0
			2640	1664	468	502	6		
8	Ez	330	Total	C	N	O	S	0	0
			2639	1664	468	501	6		
8	F0	330	Total	C	N	O	S	0	0
			2640	1664	468	502	6		
8	F4	331	Total	C	N	O	S	0	0
			2647	1668	469	504	6		
8	F5	330	Total	C	N	O	S	0	0
			2640	1664	468	502	6		
8	F6	330	Total	C	N	O	S	0	0
			2640	1664	468	502	6		
8	F7	331	Total	C	N	O	S	0	0
			2647	1668	469	504	6		
8	F8	330	Total	C	N	O	S	0	0
			2640	1664	468	502	6		
8	F9	330	Total	C	N	O	S	0	0
			2640	1664	468	502	6		
8	FE	331	Total	C	N	O	S	0	0
			2647	1668	469	504	6		
8	FF	330	Total	C	N	O	S	0	0
			2640	1664	468	502	6		
8	FG	330	Total	C	N	O	S	0	0
			2640	1664	468	502	6		
8	FH	331	Total	C	N	O	S	0	0
			2647	1668	469	504	6		
8	FI	330	Total	C	N	O	S	0	0
			2640	1664	468	502	6		
8	FJ	330	Total	C	N	O	S	0	0
			2640	1664	468	502	6		
8	FK	330	Total	C	N	O	S	0	0
			2640	1664	468	502	6		
8	FL	330	Total	C	N	O	S	0	0
			2640	1664	468	502	6		
8	FM	330	Total	C	N	O	S	0	0
			2640	1664	468	502	6		
8	FN	331	Total	C	N	O	S	0	0
			2647	1668	469	504	6		

Continued on next page...

Continued from previous page...

Mol	Chain	Residues	Atoms					AltConf	Trace
8	FO	330	Total	C	N	O	S	0	0
			2640	1664	468	502	6		
8	FP	330	Total	C	N	O	S	0	0
			2639	1664	468	501	6		
8	FQ	327	Total	C	N	O	S	0	0
			2624	1655	465	499	5		
8	Fe	331	Total	C	N	O	S	0	0
			2647	1668	469	504	6		
8	Ff	330	Total	C	N	O	S	0	0
			2640	1664	468	502	6		
8	Fg	330	Total	C	N	O	S	0	0
			2640	1664	468	502	6		
8	Fh	331	Total	C	N	O	S	0	0
			2647	1668	469	504	6		
8	Fi	330	Total	C	N	O	S	0	0
			2640	1664	468	502	6		
8	Fj	330	Total	C	N	O	S	0	0
			2640	1664	468	502	6		
8	Fk	330	Total	C	N	O	S	0	0
			2640	1664	468	502	6		
8	Fl	330	Total	C	N	O	S	0	0
			2640	1664	468	502	6		
8	Fm	330	Total	C	N	O	S	0	0
			2640	1664	468	502	6		
8	Fn	331	Total	C	N	O	S	0	0
			2647	1668	469	504	6		
8	Fo	330	Total	C	N	O	S	0	0
			2640	1664	468	502	6		
8	Fp	330	Total	C	N	O	S	0	0
			2639	1664	468	501	6		
8	G1	330	Total	C	N	O	S	0	0
			2640	1664	468	502	6		
8	G2	330	Total	C	N	O	S	0	0
			2640	1664	468	502	6		
8	G3	331	Total	C	N	O	S	0	0
			2647	1668	469	504	6		
8	G4	330	Total	C	N	O	S	0	0
			2640	1664	468	502	6		
8	G5	330	Total	C	N	O	S	0	0
			2639	1664	468	501	6		
8	G6	327	Total	C	N	O	S	0	0
			2624	1655	465	499	5		

Continued on next page...

Continued from previous page...

Mol	Chain	Residues	Atoms					AltConf	Trace
8	GA	330	Total	C	N	O	S	0	0
			2640	1664	468	502	6		
8	GB	330	Total	C	N	O	S	0	0
			2640	1664	468	502	6		
8	GC	331	Total	C	N	O	S	0	0
			2647	1668	469	504	6		
8	GD	330	Total	C	N	O	S	0	0
			2640	1664	468	502	6		
8	GE	330	Total	C	N	O	S	0	0
			2639	1664	468	501	6		
8	GF	327	Total	C	N	O	S	0	0
			2624	1655	465	499	5		
8	GT	331	Total	C	N	O	S	0	0
			2647	1668	469	504	6		
8	GU	330	Total	C	N	O	S	0	0
			2640	1664	468	502	6		
8	GV	330	Total	C	N	O	S	0	0
			2640	1664	468	502	6		
8	GW	331	Total	C	N	O	S	0	0
			2647	1668	469	504	6		
8	GX	330	Total	C	N	O	S	0	0
			2640	1664	468	502	6		
8	GY	330	Total	C	N	O	S	0	0
			2640	1664	468	502	6		
8	GZ	330	Total	C	N	O	S	0	0
			2640	1664	468	502	6		
8	Ga	330	Total	C	N	O	S	0	0
			2640	1664	468	502	6		
8	Gb	330	Total	C	N	O	S	0	0
			2640	1664	468	502	6		
8	Gc	331	Total	C	N	O	S	0	0
			2647	1668	469	504	6		
8	Gd	330	Total	C	N	O	S	0	0
			2640	1664	468	502	6		
8	Ge	330	Total	C	N	O	S	0	0
			2639	1664	468	501	6		
8	Gf	327	Total	C	N	O	S	0	0
			2624	1655	465	499	5		
8	Gt	331	Total	C	N	O	S	0	0
			2647	1668	469	504	6		
8	Gu	330	Total	C	N	O	S	0	0
			2640	1664	468	502	6		

Continued on next page...

Continued from previous page...

Mol	Chain	Residues	Atoms					AltConf	Trace
8	Gv	330	Total	C	N	O	S	0	0
			2640	1664	468	502	6		
8	Gw	331	Total	C	N	O	S	0	0
			2647	1668	469	504	6		
8	Gx	330	Total	C	N	O	S	0	0
			2640	1664	468	502	6		
8	Gy	330	Total	C	N	O	S	0	0
			2640	1664	468	502	6		
8	Gz	330	Total	C	N	O	S	0	0
			2640	1664	468	502	6		
8	H0	331	Total	C	N	O	S	0	0
			2647	1668	469	504	6		
8	HJ	331	Total	C	N	O	S	0	0
			2647	1668	469	504	6		
8	HK	330	Total	C	N	O	S	0	0
			2640	1664	468	502	6		
8	HL	330	Total	C	N	O	S	0	0
			2640	1664	468	502	6		
8	HM	331	Total	C	N	O	S	0	0
			2647	1668	469	504	6		
8	HN	330	Total	C	N	O	S	0	0
			2640	1664	468	502	6		
8	HO	330	Total	C	N	O	S	0	0
			2640	1664	468	502	6		
8	HP	330	Total	C	N	O	S	0	0
			2640	1664	468	502	6		
8	HQ	330	Total	C	N	O	S	0	0
			2640	1664	468	502	6		
8	HR	330	Total	C	N	O	S	0	0
			2640	1664	468	502	6		
8	HS	331	Total	C	N	O	S	0	0
			2647	1668	469	504	6		
8	HT	330	Total	C	N	O	S	0	0
			2640	1664	468	502	6		
8	HU	330	Total	C	N	O	S	0	0
			2639	1664	468	501	6		
8	HV	327	Total	C	N	O	S	0	0
			2624	1655	465	499	5		
8	Hj	331	Total	C	N	O	S	0	0
			2647	1668	469	504	6		
8	Hk	330	Total	C	N	O	S	0	0
			2640	1664	468	502	6		

Continued on next page...

Continued from previous page...

Mol	Chain	Residues	Atoms					AltConf	Trace
8	Hl	330	Total	C	N	O	S	0	0
			2640	1664	468	502	6		
8	Hm	331	Total	C	N	O	S	0	0
			2647	1668	469	504	6		
8	Hn	330	Total	C	N	O	S	0	0
			2640	1664	468	502	6		
8	Ho	330	Total	C	N	O	S	0	0
			2640	1664	468	502	6		
8	Hp	330	Total	C	N	O	S	0	0
			2640	1664	468	502	6		
8	Hq	330	Total	C	N	O	S	0	0
			2640	1664	468	502	6		
8	Hr	330	Total	C	N	O	S	0	0
			2640	1664	468	502	6		
8	Hs	331	Total	C	N	O	S	0	0
			2647	1668	469	504	6		
8	Ht	330	Total	C	N	O	S	0	0
			2640	1664	468	502	6		
8	Hu	330	Total	C	N	O	S	0	0
			2639	1664	468	501	6		
8	Hv	327	Total	C	N	O	S	0	0
			2624	1655	465	499	5		
8	I0	330	Total	C	N	O	S	0	0
			2639	1664	468	501	6		
8	I1	330	Total	C	N	O	S	0	0
			2640	1664	468	502	6		
8	I2	331	Total	C	N	O	S	0	0
			2647	1668	469	504	6		
8	I3	330	Total	C	N	O	S	0	0
			2640	1664	468	502	6		
8	I4	330	Total	C	N	O	S	0	0
			2640	1664	468	502	6		
8	I5	330	Total	C	N	O	S	0	0
			2640	1664	468	502	6		
8	I6	330	Total	C	N	O	S	0	0
			2640	1664	468	502	6		
8	I7	330	Total	C	N	O	S	0	0
			2640	1664	468	502	6		
8	I8	331	Total	C	N	O	S	0	0
			2647	1668	469	504	6		
8	I9	330	Total	C	N	O	S	0	0
			2640	1664	468	502	6		

Continued on next page...

Continued from previous page...

Mol	Chain	Residues	Atoms					AltConf	Trace
8	IA	330	Total	C	N	O	S	0	0
			2640	1664	468	502	6		
8	IB	330	Total	C	N	O	S	0	0
			2640	1664	468	502	6		
8	IC	331	Total	C	N	O	S	0	0
			2647	1668	469	504	6		
8	ID	330	Total	C	N	O	S	0	0
			2640	1664	468	502	6		
8	IE	330	Total	C	N	O	S	0	0
			2640	1664	468	502	6		
8	IF	330	Total	C	N	O	S	0	0
			2640	1664	468	502	6		
8	IG	330	Total	C	N	O	S	0	0
			2640	1664	468	502	6		
8	IH	330	Total	C	N	O	S	0	0
			2640	1664	468	502	6		
8	II	331	Total	C	N	O	S	0	0
			2647	1668	469	504	6		
8	IJ	330	Total	C	N	O	S	0	0
			2640	1664	468	502	6		
8	IK	330	Total	C	N	O	S	0	0
			2639	1664	468	501	6		
8	IL	327	Total	C	N	O	S	0	0
			2624	1655	465	499	5		
8	IZ	331	Total	C	N	O	S	0	0
			2647	1668	469	504	6		
8	Ia	330	Total	C	N	O	S	0	0
			2640	1664	468	502	6		
8	Ib	330	Total	C	N	O	S	0	0
			2640	1664	468	502	6		
8	Ic	331	Total	C	N	O	S	0	0
			2647	1668	469	504	6		
8	Id	330	Total	C	N	O	S	0	0
			2640	1664	468	502	6		
8	Ie	330	Total	C	N	O	S	0	0
			2640	1664	468	502	6		
8	If	330	Total	C	N	O	S	0	0
			2640	1664	468	502	6		
8	Ig	330	Total	C	N	O	S	0	0
			2640	1664	468	502	6		
8	Ih	330	Total	C	N	O	S	0	0
			2640	1664	468	502	6		

Continued on next page...

Continued from previous page...

Mol	Chain	Residues	Atoms					AltConf	Trace
8	Ii	331	Total 2647	C 1668	N 469	O 504	S 6	0	0
8	Ij	330	Total 2640	C 1664	N 468	O 502	S 6	0	0
8	Ik	330	Total 2639	C 1664	N 468	O 501	S 6	0	0
8	Iy	331	Total 2647	C 1668	N 469	O 504	S 6	0	0
8	Iz	330	Total 2640	C 1664	N 468	O 502	S 6	0	0
8	Jl	327	Total 2624	C 1655	N 465	O 499	S 5	0	0
8	JA	327	Total 2624	C 1655	N 465	O 499	S 5	0	0
8	JO	331	Total 2647	C 1668	N 469	O 504	S 6	0	0
8	JP	330	Total 2640	C 1664	N 468	O 502	S 6	0	0
8	JQ	330	Total 2640	C 1664	N 468	O 502	S 6	0	0
8	JR	331	Total 2647	C 1668	N 469	O 504	S 6	0	0
8	JS	330	Total 2640	C 1664	N 468	O 502	S 6	0	0
8	JT	330	Total 2640	C 1664	N 468	O 502	S 6	0	0
8	JU	330	Total 2640	C 1664	N 468	O 502	S 6	0	0
8	JV	330	Total 2640	C 1664	N 468	O 502	S 6	0	0
8	JW	330	Total 2640	C 1664	N 468	O 502	S 6	0	0
8	JX	331	Total 2647	C 1668	N 469	O 504	S 6	0	0
8	JY	330	Total 2640	C 1664	N 468	O 502	S 6	0	0
8	JZ	330	Total 2639	C 1664	N 468	O 501	S 6	0	0
8	Ja	327	Total 2624	C 1655	N 465	O 499	S 5	0	0
8	Jo	331	Total 2647	C 1668	N 469	O 504	S 6	0	0

Continued on next page...

Continued from previous page...

Mol	Chain	Residues	Atoms					AltConf	Trace
8	Jp	330	Total 2640	C 1664	N 468	O 502	S 6	0	0
8	Jq	330	Total 2640	C 1664	N 468	O 502	S 6	0	0
8	Jr	331	Total 2647	C 1668	N 469	O 504	S 6	0	0
8	Js	330	Total 2640	C 1664	N 468	O 502	S 6	0	0
8	Jt	330	Total 2640	C 1664	N 468	O 502	S 6	0	0
8	Ju	330	Total 2640	C 1664	N 468	O 502	S 6	0	0
8	Jv	330	Total 2640	C 1664	N 468	O 502	S 6	0	0
8	Jw	330	Total 2640	C 1664	N 468	O 502	S 6	0	0
8	Jx	331	Total 2647	C 1668	N 469	O 504	S 6	0	0
8	Jy	330	Total 2640	C 1664	N 468	O 502	S 6	0	0
8	Jz	330	Total 2639	C 1664	N 468	O 501	S 6	0	0
8	K0	330	Total 2640	C 1664	N 468	O 502	S 6	0	0
8	K4	331	Total 2647	C 1668	N 469	O 504	S 6	0	0
8	K5	330	Total 2640	C 1664	N 468	O 502	S 6	0	0
8	K6	330	Total 2640	C 1664	N 468	O 502	S 6	0	0
8	K7	331	Total 2647	C 1668	N 469	O 504	S 6	0	0
8	K8	330	Total 2640	C 1664	N 468	O 502	S 6	0	0
8	K9	330	Total 2640	C 1664	N 468	O 502	S 6	0	0
8	KE	331	Total 2647	C 1668	N 469	O 504	S 6	0	0
8	KF	330	Total 2640	C 1664	N 468	O 502	S 6	0	0
8	KG	330	Total 2640	C 1664	N 468	O 502	S 6	0	0

Continued on next page...

Continued from previous page...

Mol	Chain	Residues	Atoms					AltConf	Trace
8	KH	331	Total	C	N	O	S	0	0
			2647	1668	469	504	6		
8	KI	330	Total	C	N	O	S	0	0
			2640	1664	468	502	6		
8	KJ	330	Total	C	N	O	S	0	0
			2640	1664	468	502	6		
8	KK	330	Total	C	N	O	S	0	0
			2640	1664	468	502	6		
8	KL	330	Total	C	N	O	S	0	0
			2640	1664	468	502	6		
8	KM	330	Total	C	N	O	S	0	0
			2640	1664	468	502	6		
8	KN	331	Total	C	N	O	S	0	0
			2647	1668	469	504	6		
8	KO	330	Total	C	N	O	S	0	0
			2640	1664	468	502	6		
8	KP	330	Total	C	N	O	S	0	0
			2639	1664	468	501	6		
8	Kd	331	Total	C	N	O	S	0	0
			2647	1668	469	504	6		
8	Ke	330	Total	C	N	O	S	0	0
			2640	1664	468	502	6		
8	Kf	330	Total	C	N	O	S	0	0
			2640	1664	468	502	6		
8	Kg	331	Total	C	N	O	S	0	0
			2647	1668	469	504	6		
8	Kh	330	Total	C	N	O	S	0	0
			2640	1664	468	502	6		
8	Ki	330	Total	C	N	O	S	0	0
			2640	1664	468	502	6		
8	Kj	330	Total	C	N	O	S	0	0
			2640	1664	468	502	6		
8	Kk	330	Total	C	N	O	S	0	0
			2640	1664	468	502	6		
8	Kl	330	Total	C	N	O	S	0	0
			2640	1664	468	502	6		
8	Km	331	Total	C	N	O	S	0	0
			2647	1668	469	504	6		
8	Kn	330	Total	C	N	O	S	0	0
			2640	1664	468	502	6		
8	Ko	330	Total	C	N	O	S	0	0
			2639	1664	468	501	6		

Continued on next page...

Continued from previous page...

Mol	Chain	Residues	Atoms					AltConf	Trace
8	Kp	327	Total	C	N	O	S	0	0
			2624	1655	465	499	5		
8	L1	330	Total	C	N	O	S	0	0
			2640	1664	468	502	6		
8	L2	330	Total	C	N	O	S	0	0
			2640	1664	468	502	6		
8	L3	331	Total	C	N	O	S	0	0
			2647	1668	469	504	6		
8	L4	330	Total	C	N	O	S	0	0
			2640	1664	468	502	6		
8	L5	330	Total	C	N	O	S	0	0
			2639	1664	468	501	6		
8	L6	327	Total	C	N	O	S	0	0
			2624	1655	465	499	5		
8	LA	330	Total	C	N	O	S	0	0
			2640	1664	468	502	6		
8	LB	330	Total	C	N	O	S	0	0
			2640	1664	468	502	6		
8	LC	331	Total	C	N	O	S	0	0
			2647	1668	469	504	6		
8	LD	330	Total	C	N	O	S	0	0
			2640	1664	468	502	6		
8	LE	330	Total	C	N	O	S	0	0
			2639	1664	468	501	6		
8	LF	327	Total	C	N	O	S	0	0
			2624	1655	465	499	5		
8	LT	331	Total	C	N	O	S	0	0
			2647	1668	469	504	6		
8	LU	330	Total	C	N	O	S	0	0
			2640	1664	468	502	6		
8	LV	330	Total	C	N	O	S	0	0
			2640	1664	468	502	6		
8	LW	331	Total	C	N	O	S	0	0
			2647	1668	469	504	6		
8	LX	330	Total	C	N	O	S	0	0
			2640	1664	468	502	6		
8	LY	330	Total	C	N	O	S	0	0
			2640	1664	468	502	6		
8	LZ	330	Total	C	N	O	S	0	0
			2640	1664	468	502	6		
8	La	330	Total	C	N	O	S	0	0
			2640	1664	468	502	6		

Continued on next page...

Continued from previous page...

Mol	Chain	Residues	Atoms					AltConf	Trace
8	Lb	330	Total	C	N	O	S	0	0
			2640	1664	468	502	6		
8	Lc	331	Total	C	N	O	S	0	0
			2647	1668	469	504	6		
8	Ld	330	Total	C	N	O	S	0	0
			2640	1664	468	502	6		
8	Le	330	Total	C	N	O	S	0	0
			2639	1664	468	501	6		
8	Lf	327	Total	C	N	O	S	0	0
			2624	1655	465	499	5		
8	Lt	331	Total	C	N	O	S	0	0
			2647	1668	469	504	6		
8	Lu	330	Total	C	N	O	S	0	0
			2640	1664	468	502	6		
8	Lv	330	Total	C	N	O	S	0	0
			2640	1664	468	502	6		
8	Lw	331	Total	C	N	O	S	0	0
			2647	1668	469	504	6		
8	Lx	330	Total	C	N	O	S	0	0
			2640	1664	468	502	6		
8	Ly	330	Total	C	N	O	S	0	0
			2640	1664	468	502	6		
8	Lz	330	Total	C	N	O	S	0	0
			2640	1664	468	502	6		
8	M0	331	Total	C	N	O	S	0	0
			2647	1668	469	504	6		
8	MJ	331	Total	C	N	O	S	0	0
			2647	1668	469	504	6		
8	MK	330	Total	C	N	O	S	0	0
			2640	1664	468	502	6		
8	ML	330	Total	C	N	O	S	0	0
			2640	1664	468	502	6		
8	MM	331	Total	C	N	O	S	0	0
			2647	1668	469	504	6		
8	MN	330	Total	C	N	O	S	0	0
			2640	1664	468	502	6		
8	MO	330	Total	C	N	O	S	0	0
			2640	1664	468	502	6		
8	MP	330	Total	C	N	O	S	0	0
			2640	1664	468	502	6		
8	MQ	330	Total	C	N	O	S	0	0
			2640	1664	468	502	6		

Continued on next page...

Continued from previous page...

Mol	Chain	Residues	Atoms					AltConf	Trace
8	MR	330	Total	C	N	O	S	0	0
			2640	1664	468	502	6		
8	MS	331	Total	C	N	O	S	0	0
			2647	1668	469	504	6		
8	MT	330	Total	C	N	O	S	0	0
			2640	1664	468	502	6		
8	MU	330	Total	C	N	O	S	0	0
			2639	1664	468	501	6		
8	MV	327	Total	C	N	O	S	0	0
			2624	1655	465	499	5		
8	Mj	331	Total	C	N	O	S	0	0
			2647	1668	469	504	6		
8	Mk	330	Total	C	N	O	S	0	0
			2640	1664	468	502	6		
8	MI	330	Total	C	N	O	S	0	0
			2640	1664	468	502	6		
8	Mm	331	Total	C	N	O	S	0	0
			2647	1668	469	504	6		
8	Mn	330	Total	C	N	O	S	0	0
			2640	1664	468	502	6		
8	Mo	330	Total	C	N	O	S	0	0
			2640	1664	468	502	6		
8	Mp	330	Total	C	N	O	S	0	0
			2640	1664	468	502	6		
8	Mq	330	Total	C	N	O	S	0	0
			2640	1664	468	502	6		
8	Mr	330	Total	C	N	O	S	0	0
			2640	1664	468	502	6		
8	Ms	331	Total	C	N	O	S	0	0
			2647	1668	469	504	6		
8	Mt	330	Total	C	N	O	S	0	0
			2640	1664	468	502	6		
8	Mu	330	Total	C	N	O	S	0	0
			2639	1664	468	501	6		
8	Mv	327	Total	C	N	O	S	0	0
			2624	1655	465	499	5		
8	N0	330	Total	C	N	O	S	0	0
			2640	1664	468	502	6		
8	N1	330	Total	C	N	O	S	0	0
			2640	1664	468	502	6		
8	N2	330	Total	C	N	O	S	0	0
			2640	1664	468	502	6		

Continued on next page...

Continued from previous page...

Mol	Chain	Residues	Atoms					AltConf	Trace
8	N3	331	Total	C	N	O	S	0	0
			2647	1668	469	504	6		
8	N4	330	Total	C	N	O	S	0	0
			2640	1664	468	502	6		
8	N5	330	Total	C	N	O	S	0	0
			2640	1664	468	502	6		
8	N6	330	Total	C	N	O	S	0	0
			2640	1664	468	502	6		
8	N7	330	Total	C	N	O	S	0	0
			2640	1664	468	502	6		
8	N8	330	Total	C	N	O	S	0	0
			2640	1664	468	502	6		
8	N9	331	Total	C	N	O	S	0	0
			2647	1668	469	504	6		
8	NA	330	Total	C	N	O	S	0	0
			2640	1664	468	502	6		
8	NB	330	Total	C	N	O	S	0	0
			2640	1664	468	502	6		
8	NC	331	Total	C	N	O	S	0	0
			2647	1668	469	504	6		
8	ND	330	Total	C	N	O	S	0	0
			2640	1664	468	502	6		
8	NE	330	Total	C	N	O	S	0	0
			2640	1664	468	502	6		
8	NF	330	Total	C	N	O	S	0	0
			2640	1664	468	502	6		
8	NG	330	Total	C	N	O	S	0	0
			2640	1664	468	502	6		
8	NH	330	Total	C	N	O	S	0	0
			2640	1664	468	502	6		
8	NI	331	Total	C	N	O	S	0	0
			2647	1668	469	504	6		
8	NJ	330	Total	C	N	O	S	0	0
			2640	1664	468	502	6		
8	NK	330	Total	C	N	O	S	0	0
			2639	1664	468	501	6		
8	NL	327	Total	C	N	O	S	0	0
			2624	1655	465	499	5		
8	NZ	331	Total	C	N	O	S	0	0
			2647	1668	469	504	6		
8	Na	330	Total	C	N	O	S	0	0
			2640	1664	468	502	6		

Continued on next page...

Continued from previous page...

Mol	Chain	Residues	Atoms					AltConf	Trace
8	Nb	330	Total	C	N	O	S	0	0
			2640	1664	468	502	6		
8	Nc	331	Total	C	N	O	S	0	0
			2647	1668	469	504	6		
8	Nd	330	Total	C	N	O	S	0	0
			2640	1664	468	502	6		
8	Ne	330	Total	C	N	O	S	0	0
			2640	1664	468	502	6		
8	Nf	330	Total	C	N	O	S	0	0
			2640	1664	468	502	6		
8	Ng	330	Total	C	N	O	S	0	0
			2640	1664	468	502	6		
8	Nh	330	Total	C	N	O	S	0	0
			2640	1664	468	502	6		
8	Ni	331	Total	C	N	O	S	0	0
			2647	1668	469	504	6		
8	Nj	330	Total	C	N	O	S	0	0
			2640	1664	468	502	6		
8	Nk	330	Total	C	N	O	S	0	0
			2639	1664	468	501	6		
8	Nl	327	Total	C	N	O	S	0	0
			2624	1655	465	499	5		
8	Nz	331	Total	C	N	O	S	0	0
			2647	1668	469	504	6		
8	O1	330	Total	C	N	O	S	0	0
			2639	1664	468	501	6		
8	O2	327	Total	C	N	O	S	0	0
			2624	1655	465	499	5		
8	OA	330	Total	C	N	O	S	0	0
			2639	1664	468	501	6		
8	OB	327	Total	C	N	O	S	0	0
			2624	1655	465	499	5		
8	OP	331	Total	C	N	O	S	0	0
			2647	1668	469	504	6		
8	OQ	330	Total	C	N	O	S	0	0
			2640	1664	468	502	6		
8	OR	330	Total	C	N	O	S	0	0
			2640	1664	468	502	6		
8	OS	331	Total	C	N	O	S	0	0
			2647	1668	469	504	6		
8	OT	330	Total	C	N	O	S	0	0
			2640	1664	468	502	6		

Continued on next page...

Continued from previous page...

Mol	Chain	Residues	Atoms					AltConf	Trace
8	OU	330	Total 2640	C 1664	N 468	O 502	S 6	0	0
8	OV	330	Total 2640	C 1664	N 468	O 502	S 6	0	0
8	OW	330	Total 2640	C 1664	N 468	O 502	S 6	0	0
8	OX	330	Total 2640	C 1664	N 468	O 502	S 6	0	0
8	OY	331	Total 2647	C 1668	N 469	O 504	S 6	0	0
8	OZ	330	Total 2640	C 1664	N 468	O 502	S 6	0	0
8	Oa	330	Total 2639	C 1664	N 468	O 501	S 6	0	0
8	Ob	327	Total 2624	C 1655	N 465	O 499	S 5	0	0
8	Op	331	Total 2647	C 1668	N 469	O 504	S 6	0	0
8	Oq	330	Total 2640	C 1664	N 468	O 502	S 6	0	0
8	Or	330	Total 2640	C 1664	N 468	O 502	S 6	0	0
8	Os	331	Total 2647	C 1668	N 469	O 504	S 6	0	0
8	Ot	330	Total 2640	C 1664	N 468	O 502	S 6	0	0
8	Ou	330	Total 2640	C 1664	N 468	O 502	S 6	0	0
8	Ov	330	Total 2640	C 1664	N 468	O 502	S 6	0	0
8	Ow	330	Total 2640	C 1664	N 468	O 502	S 6	0	0
8	Ox	330	Total 2640	C 1664	N 468	O 502	S 6	0	0
8	Oy	331	Total 2647	C 1668	N 469	O 504	S 6	0	0
8	Oz	330	Total 2640	C 1664	N 468	O 502	S 6	0	0
8	P0	330	Total 2640	C 1664	N 468	O 502	S 6	0	0
8	P6	331	Total 2647	C 1668	N 469	O 504	S 6	0	0

Continued on next page...

Continued from previous page...

Mol	Chain	Residues	Atoms					AltConf	Trace
8	P7	330	Total	C	N	O	S	0	0
			2640	1664	468	502	6		
8	P8	330	Total	C	N	O	S	0	0
			2640	1664	468	502	6		
8	P9	331	Total	C	N	O	S	0	0
			2647	1668	469	504	6		
8	PF	331	Total	C	N	O	S	0	0
			2647	1668	469	504	6		
8	PG	330	Total	C	N	O	S	0	0
			2640	1664	468	502	6		
8	PH	330	Total	C	N	O	S	0	0
			2640	1664	468	502	6		
8	PI	331	Total	C	N	O	S	0	0
			2647	1668	469	504	6		
8	PJ	330	Total	C	N	O	S	0	0
			2640	1664	468	502	6		
8	PK	330	Total	C	N	O	S	0	0
			2640	1664	468	502	6		
8	PL	330	Total	C	N	O	S	0	0
			2640	1664	468	502	6		
8	PM	330	Total	C	N	O	S	0	0
			2640	1664	468	502	6		
8	PN	330	Total	C	N	O	S	0	0
			2640	1664	468	502	6		
8	PO	331	Total	C	N	O	S	0	0
			2647	1668	469	504	6		
8	PP	330	Total	C	N	O	S	0	0
			2640	1664	468	502	6		
8	PQ	330	Total	C	N	O	S	0	0
			2639	1664	468	501	6		
8	PR	327	Total	C	N	O	S	0	0
			2624	1655	465	499	5		
8	Pf	331	Total	C	N	O	S	0	0
			2647	1668	469	504	6		
8	Pg	330	Total	C	N	O	S	0	0
			2640	1664	468	502	6		
8	Ph	330	Total	C	N	O	S	0	0
			2640	1664	468	502	6		
8	Pi	331	Total	C	N	O	S	0	0
			2647	1668	469	504	6		
8	Pj	330	Total	C	N	O	S	0	0
			2640	1664	468	502	6		

Continued on next page...

Continued from previous page...

Mol	Chain	Residues	Atoms					AltConf	Trace
8	Pk	330	Total	C	N	O	S	0	0
			2640	1664	468	502	6		
8	Pl	330	Total	C	N	O	S	0	0
			2640	1664	468	502	6		
8	Pm	330	Total	C	N	O	S	0	0
			2640	1664	468	502	6		
8	Pn	330	Total	C	N	O	S	0	0
			2640	1664	468	502	6		
8	Po	331	Total	C	N	O	S	0	0
			2647	1668	469	504	6		
8	Pp	330	Total	C	N	O	S	0	0
			2640	1664	468	502	6		
8	Pq	330	Total	C	N	O	S	0	0
			2639	1664	468	501	6		
8	Pr	327	Total	C	N	O	S	0	0
			2624	1655	465	499	5		
8	Q1	330	Total	C	N	O	S	0	0
			2640	1664	468	502	6		
8	Q2	330	Total	C	N	O	S	0	0
			2640	1664	468	502	6		
8	Q3	330	Total	C	N	O	S	0	0
			2640	1664	468	502	6		
8	Q4	330	Total	C	N	O	S	0	0
			2640	1664	468	502	6		
8	Q5	331	Total	C	N	O	S	0	0
			2647	1668	469	504	6		
8	Q6	330	Total	C	N	O	S	0	0
			2640	1664	468	502	6		
8	Q7	330	Total	C	N	O	S	0	0
			2639	1664	468	501	6		
8	Q8	327	Total	C	N	O	S	0	0
			2624	1655	465	499	5		
8	QA	330	Total	C	N	O	S	0	0
			2640	1664	468	502	6		
8	QB	330	Total	C	N	O	S	0	0
			2640	1664	468	502	6		
8	QC	330	Total	C	N	O	S	0	0
			2640	1664	468	502	6		
8	QD	330	Total	C	N	O	S	0	0
			2640	1664	468	502	6		
8	QE	331	Total	C	N	O	S	0	0
			2647	1668	469	504	6		

Continued on next page...

Continued from previous page...

Mol	Chain	Residues	Atoms					AltConf	Trace
8	QF	330	Total	C	N	O	S	0	0
			2640	1664	468	502	6		
8	QG	330	Total	C	N	O	S	0	0
			2639	1664	468	501	6		
8	QH	327	Total	C	N	O	S	0	0
			2624	1655	465	499	5		
8	QV	331	Total	C	N	O	S	0	0
			2647	1668	469	504	6		
8	QW	330	Total	C	N	O	S	0	0
			2640	1664	468	502	6		
8	QX	330	Total	C	N	O	S	0	0
			2640	1664	468	502	6		
8	QY	331	Total	C	N	O	S	0	0
			2647	1668	469	504	6		
8	QZ	330	Total	C	N	O	S	0	0
			2640	1664	468	502	6		
8	Qa	330	Total	C	N	O	S	0	0
			2640	1664	468	502	6		
8	Qb	330	Total	C	N	O	S	0	0
			2640	1664	468	502	6		
8	Qc	330	Total	C	N	O	S	0	0
			2640	1664	468	502	6		
8	Qd	330	Total	C	N	O	S	0	0
			2640	1664	468	502	6		
8	Qe	331	Total	C	N	O	S	0	0
			2647	1668	469	504	6		
8	Qf	330	Total	C	N	O	S	0	0
			2640	1664	468	502	6		
8	Qg	330	Total	C	N	O	S	0	0
			2639	1664	468	501	6		
8	Qh	327	Total	C	N	O	S	0	0
			2624	1655	465	499	5		
8	Qv	331	Total	C	N	O	S	0	0
			2647	1668	469	504	6		
8	Qw	330	Total	C	N	O	S	0	0
			2640	1664	468	502	6		
8	Qx	330	Total	C	N	O	S	0	0
			2640	1664	468	502	6		
8	Qy	331	Total	C	N	O	S	0	0
			2647	1668	469	504	6		
8	Qz	330	Total	C	N	O	S	0	0
			2640	1664	468	502	6		

Continued on next page...

Continued from previous page...

Mol	Chain	Residues	Atoms					AltConf	Trace
8	RL	331	Total	C	N	O	S	0	0
			2647	1668	469	504	6		
8	RM	330	Total	C	N	O	S	0	0
			2640	1664	468	502	6		
8	RN	330	Total	C	N	O	S	0	0
			2640	1664	468	502	6		
8	RO	331	Total	C	N	O	S	0	0
			2647	1668	469	504	6		
8	RP	330	Total	C	N	O	S	0	0
			2640	1664	468	502	6		
8	RQ	330	Total	C	N	O	S	0	0
			2640	1664	468	502	6		
8	RR	330	Total	C	N	O	S	0	0
			2640	1664	468	502	6		
8	RS	330	Total	C	N	O	S	0	0
			2640	1664	468	502	6		
8	RT	330	Total	C	N	O	S	0	0
			2640	1664	468	502	6		
8	RU	331	Total	C	N	O	S	0	0
			2647	1668	469	504	6		
8	RV	330	Total	C	N	O	S	0	0
			2640	1664	468	502	6		
8	RW	330	Total	C	N	O	S	0	0
			2639	1664	468	501	6		
8	RX	327	Total	C	N	O	S	0	0
			2624	1655	465	499	5		
8	Rl	331	Total	C	N	O	S	0	0
			2647	1668	469	504	6		
8	Rm	330	Total	C	N	O	S	0	0
			2640	1664	468	502	6		
8	Rn	330	Total	C	N	O	S	0	0
			2640	1664	468	502	6		
8	Ro	331	Total	C	N	O	S	0	0
			2647	1668	469	504	6		
8	Rp	330	Total	C	N	O	S	0	0
			2640	1664	468	502	6		
8	Rq	330	Total	C	N	O	S	0	0
			2640	1664	468	502	6		
8	Rr	330	Total	C	N	O	S	0	0
			2640	1664	468	502	6		
8	Rs	330	Total	C	N	O	S	0	0
			2640	1664	468	502	6		

Continued on next page...

Continued from previous page...

Mol	Chain	Residues	Atoms					AltConf	Trace
8	Rt	330	Total	C	N	O	S	0	0
			2640	1664	468	502	6		
8	Ru	331	Total	C	N	O	S	0	0
			2647	1668	469	504	6		
8	Rv	330	Total	C	N	O	S	0	0
			2640	1664	468	502	6		
8	Rw	330	Total	C	N	O	S	0	0
			2639	1664	468	501	6		
8	Rx	327	Total	C	N	O	S	0	0
			2624	1655	465	499	5		
8	S0	330	Total	C	N	O	S	0	0
			2640	1664	468	502	6		
8	S2	331	Total	C	N	O	S	0	0
			2647	1668	469	504	6		
8	S3	330	Total	C	N	O	S	0	0
			2640	1664	468	502	6		
8	S4	330	Total	C	N	O	S	0	0
			2640	1664	468	502	6		
8	S5	331	Total	C	N	O	S	0	0
			2647	1668	469	504	6		
8	S6	330	Total	C	N	O	S	0	0
			2640	1664	468	502	6		
8	S7	330	Total	C	N	O	S	0	0
			2640	1664	468	502	6		
8	S8	330	Total	C	N	O	S	0	0
			2640	1664	468	502	6		
8	S9	330	Total	C	N	O	S	0	0
			2640	1664	468	502	6		
8	SB	331	Total	C	N	O	S	0	0
			2647	1668	469	504	6		
8	SC	330	Total	C	N	O	S	0	0
			2640	1664	468	502	6		
8	SD	330	Total	C	N	O	S	0	0
			2640	1664	468	502	6		
8	SE	331	Total	C	N	O	S	0	0
			2647	1668	469	504	6		
8	SF	330	Total	C	N	O	S	0	0
			2640	1664	468	502	6		
8	SG	330	Total	C	N	O	S	0	0
			2640	1664	468	502	6		
8	SH	330	Total	C	N	O	S	0	0
			2640	1664	468	502	6		

Continued on next page...

Continued from previous page...

Mol	Chain	Residues	Atoms					AltConf	Trace
8	SI	330	Total	C	N	O	S	0	0
			2640	1664	468	502	6		
8	SJ	330	Total	C	N	O	S	0	0
			2640	1664	468	502	6		
8	SK	331	Total	C	N	O	S	0	0
			2647	1668	469	504	6		
8	SL	330	Total	C	N	O	S	0	0
			2640	1664	468	502	6		
8	SM	330	Total	C	N	O	S	0	0
			2639	1664	468	501	6		
8	SN	327	Total	C	N	O	S	0	0
			2624	1655	465	499	5		
8	Sb	331	Total	C	N	O	S	0	0
			2647	1668	469	504	6		
8	Sc	330	Total	C	N	O	S	0	0
			2640	1664	468	502	6		
8	Sd	330	Total	C	N	O	S	0	0
			2640	1664	468	502	6		
8	Se	331	Total	C	N	O	S	0	0
			2647	1668	469	504	6		
8	Sf	330	Total	C	N	O	S	0	0
			2640	1664	468	502	6		
8	Sg	330	Total	C	N	O	S	0	0
			2640	1664	468	502	6		
8	Sh	330	Total	C	N	O	S	0	0
			2640	1664	468	502	6		
8	Si	330	Total	C	N	O	S	0	0
			2640	1664	468	502	6		
8	Sj	330	Total	C	N	O	S	0	0
			2640	1664	468	502	6		
8	Sk	331	Total	C	N	O	S	0	0
			2647	1668	469	504	6		
8	Sl	330	Total	C	N	O	S	0	0
			2640	1664	468	502	6		
8	Sm	330	Total	C	N	O	S	0	0
			2639	1664	468	501	6		
8	Sn	327	Total	C	N	O	S	0	0
			2624	1655	465	499	5		
8	T1	331	Total	C	N	O	S	0	0
			2647	1668	469	504	6		
8	T2	330	Total	C	N	O	S	0	0
			2640	1664	468	502	6		

Continued on next page...

Continued from previous page...

Mol	Chain	Residues	Atoms					AltConf	Trace
8	T3	330	Total	C	N	O	S	0	0
			2639	1664	468	501	6		
8	T4	327	Total	C	N	O	S	0	0
			2624	1655	465	499	5		
8	TA	331	Total	C	N	O	S	0	0
			2647	1668	469	504	6		
8	TB	330	Total	C	N	O	S	0	0
			2640	1664	468	502	6		
8	TC	330	Total	C	N	O	S	0	0
			2639	1664	468	501	6		
8	TD	327	Total	C	N	O	S	0	0
			2624	1655	465	499	5		
8	TR	331	Total	C	N	O	S	0	0
			2647	1668	469	504	6		
8	TS	330	Total	C	N	O	S	0	0
			2640	1664	468	502	6		
8	TT	330	Total	C	N	O	S	0	0
			2640	1664	468	502	6		
8	TU	331	Total	C	N	O	S	0	0
			2647	1668	469	504	6		
8	TV	330	Total	C	N	O	S	0	0
			2640	1664	468	502	6		
8	TW	330	Total	C	N	O	S	0	0
			2640	1664	468	502	6		
8	TX	330	Total	C	N	O	S	0	0
			2640	1664	468	502	6		
8	TY	330	Total	C	N	O	S	0	0
			2640	1664	468	502	6		
8	TZ	330	Total	C	N	O	S	0	0
			2640	1664	468	502	6		
8	Ta	331	Total	C	N	O	S	0	0
			2647	1668	469	504	6		
8	Tb	330	Total	C	N	O	S	0	0
			2640	1664	468	502	6		
8	Tc	330	Total	C	N	O	S	0	0
			2639	1664	468	501	6		
8	Td	327	Total	C	N	O	S	0	0
			2624	1655	465	499	5		
8	Tr	331	Total	C	N	O	S	0	0
			2647	1668	469	504	6		
8	Ts	330	Total	C	N	O	S	0	0
			2640	1664	468	502	6		

Continued on next page...

Continued from previous page...

Mol	Chain	Residues	Atoms					AltConf	Trace
8	Tt	330	Total	C	N	O	S	0	0
			2640	1664	468	502	6		
8	Tu	331	Total	C	N	O	S	0	0
			2647	1668	469	504	6		
8	Tv	330	Total	C	N	O	S	0	0
			2640	1664	468	502	6		
8	Tw	330	Total	C	N	O	S	0	0
			2640	1664	468	502	6		
8	Tx	330	Total	C	N	O	S	0	0
			2640	1664	468	502	6		
8	Ty	330	Total	C	N	O	S	0	0
			2640	1664	468	502	6		
8	Tz	330	Total	C	N	O	S	0	0
			2640	1664	468	502	6		
8	U0	330	Total	C	N	O	S	0	0
			2640	1664	468	502	6		
8	U8	331	Total	C	N	O	S	0	0
			2647	1668	469	504	6		
8	U9	330	Total	C	N	O	S	0	0
			2640	1664	468	502	6		
8	UH	331	Total	C	N	O	S	0	0
			2647	1668	469	504	6		
8	UI	330	Total	C	N	O	S	0	0
			2640	1664	468	502	6		
8	UJ	330	Total	C	N	O	S	0	0
			2640	1664	468	502	6		
8	UK	331	Total	C	N	O	S	0	0
			2647	1668	469	504	6		
8	UL	330	Total	C	N	O	S	0	0
			2640	1664	468	502	6		
8	UM	330	Total	C	N	O	S	0	0
			2640	1664	468	502	6		
8	UN	330	Total	C	N	O	S	0	0
			2640	1664	468	502	6		
8	UO	330	Total	C	N	O	S	0	0
			2640	1664	468	502	6		
8	UP	330	Total	C	N	O	S	0	0
			2640	1664	468	502	6		
8	UQ	331	Total	C	N	O	S	0	0
			2647	1668	469	504	6		
8	UR	330	Total	C	N	O	S	0	0
			2640	1664	468	502	6		

Continued on next page...

Continued from previous page...

Mol	Chain	Residues	Atoms					AltConf	Trace
8	US	330	Total	C	N	O	S	0	0
			2639	1664	468	501	6		
8	UT	327	Total	C	N	O	S	0	0
			2624	1655	465	499	5		
8	Uh	331	Total	C	N	O	S	0	0
			2647	1668	469	504	6		
8	Ui	330	Total	C	N	O	S	0	0
			2640	1664	468	502	6		
8	Uj	330	Total	C	N	O	S	0	0
			2640	1664	468	502	6		
8	Uk	331	Total	C	N	O	S	0	0
			2647	1668	469	504	6		
8	Ul	330	Total	C	N	O	S	0	0
			2640	1664	468	502	6		
8	Um	330	Total	C	N	O	S	0	0
			2640	1664	468	502	6		
8	Un	330	Total	C	N	O	S	0	0
			2640	1664	468	502	6		
8	Uo	330	Total	C	N	O	S	0	0
			2640	1664	468	502	6		
8	Up	330	Total	C	N	O	S	0	0
			2640	1664	468	502	6		
8	Uq	331	Total	C	N	O	S	0	0
			2647	1668	469	504	6		
8	Ur	330	Total	C	N	O	S	0	0
			2640	1664	468	502	6		
8	Us	330	Total	C	N	O	S	0	0
			2639	1664	468	501	6		
8	Ut	327	Total	C	N	O	S	0	0
			2624	1655	465	499	5		
8	V1	331	Total	C	N	O	S	0	0
			2647	1668	469	504	6		
8	V2	330	Total	C	N	O	S	0	0
			2640	1664	468	502	6		
8	V3	330	Total	C	N	O	S	0	0
			2640	1664	468	502	6		
8	V4	330	Total	C	N	O	S	0	0
			2640	1664	468	502	6		
8	V5	330	Total	C	N	O	S	0	0
			2640	1664	468	502	6		
8	V6	330	Total	C	N	O	S	0	0
			2640	1664	468	502	6		

Continued on next page...

Continued from previous page...

Mol	Chain	Residues	Atoms					AltConf	Trace
8	V7	331	Total	C	N	O	S	0	0
			2647	1668	469	504	6		
8	V8	330	Total	C	N	O	S	0	0
			2640	1664	468	502	6		
8	V9	330	Total	C	N	O	S	0	0
			2639	1664	468	501	6		
8	VA	331	Total	C	N	O	S	0	0
			2647	1668	469	504	6		
8	VB	330	Total	C	N	O	S	0	0
			2640	1664	468	502	6		
8	VC	330	Total	C	N	O	S	0	0
			2640	1664	468	502	6		
8	VD	330	Total	C	N	O	S	0	0
			2640	1664	468	502	6		
8	VE	330	Total	C	N	O	S	0	0
			2640	1664	468	502	6		
8	VF	330	Total	C	N	O	S	0	0
			2640	1664	468	502	6		
8	VG	331	Total	C	N	O	S	0	0
			2647	1668	469	504	6		
8	VH	330	Total	C	N	O	S	0	0
			2640	1664	468	502	6		
8	VI	330	Total	C	N	O	S	0	0
			2639	1664	468	501	6		
8	VJ	327	Total	C	N	O	S	0	0
			2624	1655	465	499	5		
8	VX	331	Total	C	N	O	S	0	0
			2647	1668	469	504	6		
8	VY	330	Total	C	N	O	S	0	0
			2640	1664	468	502	6		
8	VZ	330	Total	C	N	O	S	0	0
			2640	1664	468	502	6		
8	Va	331	Total	C	N	O	S	0	0
			2647	1668	469	504	6		
8	Vb	330	Total	C	N	O	S	0	0
			2640	1664	468	502	6		
8	Vc	330	Total	C	N	O	S	0	0
			2640	1664	468	502	6		
8	Vd	330	Total	C	N	O	S	0	0
			2640	1664	468	502	6		
8	Ve	330	Total	C	N	O	S	0	0
			2640	1664	468	502	6		

Continued on next page...

Continued from previous page...

Mol	Chain	Residues	Atoms					AltConf	Trace
8	Vf	330	Total	C	N	O	S	0	0
			2640	1664	468	502	6		
8	Vg	331	Total	C	N	O	S	0	0
			2647	1668	469	504	6		
8	Vh	330	Total	C	N	O	S	0	0
			2640	1664	468	502	6		
8	Vi	330	Total	C	N	O	S	0	0
			2639	1664	468	501	6		
8	Vj	327	Total	C	N	O	S	0	0
			2624	1655	465	499	5		
8	Vx	331	Total	C	N	O	S	0	0
			2647	1668	469	504	6		
8	Vy	330	Total	C	N	O	S	0	0
			2640	1664	468	502	6		
8	Vz	330	Total	C	N	O	S	0	0
			2640	1664	468	502	6		
8	WM	331	Total	C	N	O	S	0	0
			2647	1668	469	504	6		
8	WN	330	Total	C	N	O	S	0	0
			2640	1664	468	502	6		
8	WO	330	Total	C	N	O	S	0	0
			2640	1664	468	502	6		
8	WP	331	Total	C	N	O	S	0	0
			2647	1668	469	504	6		
8	WQ	330	Total	C	N	O	S	0	0
			2640	1664	468	502	6		
8	WR	330	Total	C	N	O	S	0	0
			2640	1664	468	502	6		
8	WS	330	Total	C	N	O	S	0	0
			2640	1664	468	502	6		
8	WT	330	Total	C	N	O	S	0	0
			2640	1664	468	502	6		
8	WU	330	Total	C	N	O	S	0	0
			2640	1664	468	502	6		
8	WV	331	Total	C	N	O	S	0	0
			2647	1668	469	504	6		
8	WW	330	Total	C	N	O	S	0	0
			2640	1664	468	502	6		
8	WX	330	Total	C	N	O	S	0	0
			2639	1664	468	501	6		
8	WY	327	Total	C	N	O	S	0	0
			2624	1655	465	499	5		

Continued on next page...

Continued from previous page...

Mol	Chain	Residues	Atoms					AltConf	Trace
8	Wm	331	Total 2647	C 1668	N 469	O 504	S 6	0	0
8	Wn	330	Total 2640	C 1664	N 468	O 502	S 6	0	0
8	Wo	330	Total 2640	C 1664	N 468	O 502	S 6	0	0
8	Wp	331	Total 2647	C 1668	N 469	O 504	S 6	0	0
8	Wq	330	Total 2640	C 1664	N 468	O 502	S 6	0	0
8	Wr	330	Total 2640	C 1664	N 468	O 502	S 6	0	0
8	Ws	330	Total 2640	C 1664	N 468	O 502	S 6	0	0
8	Wt	330	Total 2640	C 1664	N 468	O 502	S 6	0	0
8	Wu	330	Total 2640	C 1664	N 468	O 502	S 6	0	0
8	Wv	331	Total 2647	C 1668	N 469	O 504	S 6	0	0
8	Ww	330	Total 2640	C 1664	N 468	O 502	S 6	0	0
8	Wx	330	Total 2639	C 1664	N 468	O 501	S 6	0	0
8	Wy	327	Total 2624	C 1655	N 465	O 499	S 5	0	0
8	X0	330	Total 2640	C 1664	N 468	O 502	S 6	0	0
8	X3	331	Total 2647	C 1668	N 469	O 504	S 6	0	0
8	X4	330	Total 2640	C 1664	N 468	O 502	S 6	0	0
8	X5	330	Total 2640	C 1664	N 468	O 502	S 6	0	0
8	X6	331	Total 2647	C 1668	N 469	O 504	S 6	0	0
8	X7	330	Total 2640	C 1664	N 468	O 502	S 6	0	0
8	X8	330	Total 2640	C 1664	N 468	O 502	S 6	0	0
8	X9	330	Total 2640	C 1664	N 468	O 502	S 6	0	0

Continued on next page...

Continued from previous page...

Mol	Chain	Residues	Atoms					AltConf	Trace
8	XC	331	Total	C	N	O	S	0	0
			2647	1668	469	504	6		
8	XD	330	Total	C	N	O	S	0	0
			2640	1664	468	502	6		
8	XE	330	Total	C	N	O	S	0	0
			2640	1664	468	502	6		
8	XF	331	Total	C	N	O	S	0	0
			2647	1668	469	504	6		
8	XG	330	Total	C	N	O	S	0	0
			2640	1664	468	502	6		
8	XH	330	Total	C	N	O	S	0	0
			2640	1664	468	502	6		
8	XI	330	Total	C	N	O	S	0	0
			2640	1664	468	502	6		
8	XJ	330	Total	C	N	O	S	0	0
			2640	1664	468	502	6		
8	XK	330	Total	C	N	O	S	0	0
			2640	1664	468	502	6		
8	XL	331	Total	C	N	O	S	0	0
			2647	1668	469	504	6		
8	XM	330	Total	C	N	O	S	0	0
			2640	1664	468	502	6		
8	XN	330	Total	C	N	O	S	0	0
			2639	1664	468	501	6		
8	XO	327	Total	C	N	O	S	0	0
			2624	1655	465	499	5		
8	Xc	331	Total	C	N	O	S	0	0
			2647	1668	469	504	6		
8	Xd	330	Total	C	N	O	S	0	0
			2640	1664	468	502	6		
8	Xe	330	Total	C	N	O	S	0	0
			2640	1664	468	502	6		
8	Xf	331	Total	C	N	O	S	0	0
			2647	1668	469	504	6		
8	Xg	330	Total	C	N	O	S	0	0
			2640	1664	468	502	6		
8	Xh	330	Total	C	N	O	S	0	0
			2640	1664	468	502	6		
8	Xi	330	Total	C	N	O	S	0	0
			2640	1664	468	502	6		
8	Xj	330	Total	C	N	O	S	0	0
			2640	1664	468	502	6		

Continued on next page...

Continued from previous page...

Mol	Chain	Residues	Atoms					AltConf	Trace
8	Xk	330	Total	C	N	O	S	0	0
			2640	1664	468	502	6		
8	Xl	331	Total	C	N	O	S	0	0
			2647	1668	469	504	6		
8	Xm	330	Total	C	N	O	S	0	0
			2640	1664	468	502	6		
8	Xn	330	Total	C	N	O	S	0	0
			2639	1664	468	501	6		
8	Xo	327	Total	C	N	O	S	0	0
			2624	1655	465	499	5		
8	Y1	330	Total	C	N	O	S	0	0
			2640	1664	468	502	6		
8	Y2	331	Total	C	N	O	S	0	0
			2647	1668	469	504	6		
8	Y3	330	Total	C	N	O	S	0	0
			2640	1664	468	502	6		
8	Y4	330	Total	C	N	O	S	0	0
			2639	1664	468	501	6		
8	Y5	327	Total	C	N	O	S	0	0
			2624	1655	465	499	5		
8	YA	330	Total	C	N	O	S	0	0
			2640	1664	468	502	6		
8	YB	331	Total	C	N	O	S	0	0
			2647	1668	469	504	6		
8	YC	330	Total	C	N	O	S	0	0
			2640	1664	468	502	6		
8	YD	330	Total	C	N	O	S	0	0
			2639	1664	468	501	6		
8	YE	327	Total	C	N	O	S	0	0
			2624	1655	465	499	5		
8	YS	331	Total	C	N	O	S	0	0
			2647	1668	469	504	6		
8	YT	330	Total	C	N	O	S	0	0
			2640	1664	468	502	6		
8	YU	330	Total	C	N	O	S	0	0
			2640	1664	468	502	6		
8	YV	331	Total	C	N	O	S	0	0
			2647	1668	469	504	6		
8	YW	330	Total	C	N	O	S	0	0
			2640	1664	468	502	6		
8	YX	330	Total	C	N	O	S	0	0
			2640	1664	468	502	6		

Continued on next page...

Continued from previous page...

Mol	Chain	Residues	Atoms					AltConf	Trace
8	YY	330	Total	C	N	O	S	0	0
			2640	1664	468	502	6		
8	YZ	330	Total	C	N	O	S	0	0
			2640	1664	468	502	6		
8	Ya	330	Total	C	N	O	S	0	0
			2640	1664	468	502	6		
8	Yb	331	Total	C	N	O	S	0	0
			2647	1668	469	504	6		
8	Yc	330	Total	C	N	O	S	0	0
			2640	1664	468	502	6		
8	Yd	330	Total	C	N	O	S	0	0
			2639	1664	468	501	6		
8	Ye	327	Total	C	N	O	S	0	0
			2624	1655	465	499	5		
8	Ys	331	Total	C	N	O	S	0	0
			2647	1668	469	504	6		
8	Yt	330	Total	C	N	O	S	0	0
			2640	1664	468	502	6		
8	Yu	330	Total	C	N	O	S	0	0
			2640	1664	468	502	6		
8	Yv	331	Total	C	N	O	S	0	0
			2647	1668	469	504	6		
8	Yw	330	Total	C	N	O	S	0	0
			2640	1664	468	502	6		
8	Yx	330	Total	C	N	O	S	0	0
			2640	1664	468	502	6		
8	Yy	330	Total	C	N	O	S	0	0
			2640	1664	468	502	6		
8	Yz	330	Total	C	N	O	S	0	0
			2640	1664	468	502	6		
8	Z0	330	Total	C	N	O	S	0	0
			2640	1664	468	502	6		
8	Z9	331	Total	C	N	O	S	0	0
			2647	1668	469	504	6		
8	ZI	331	Total	C	N	O	S	0	0
			2647	1668	469	504	6		
8	ZJ	330	Total	C	N	O	S	0	0
			2640	1664	468	502	6		
8	ZK	330	Total	C	N	O	S	0	0
			2640	1664	468	502	6		
8	ZL	331	Total	C	N	O	S	0	0
			2647	1668	469	504	6		

Continued on next page...

Continued from previous page...

Mol	Chain	Residues	Atoms					AltConf	Trace
8	ZM	330	Total	C	N	O	S	0	0
			2640	1664	468	502	6		
8	ZN	330	Total	C	N	O	S	0	0
			2640	1664	468	502	6		
8	ZO	330	Total	C	N	O	S	0	0
			2640	1664	468	502	6		
8	ZP	330	Total	C	N	O	S	0	0
			2640	1664	468	502	6		
8	ZQ	330	Total	C	N	O	S	0	0
			2640	1664	468	502	6		
8	ZR	331	Total	C	N	O	S	0	0
			2647	1668	469	504	6		
8	ZS	330	Total	C	N	O	S	0	0
			2640	1664	468	502	6		
8	ZT	330	Total	C	N	O	S	0	0
			2639	1664	468	501	6		
8	ZU	327	Total	C	N	O	S	0	0
			2624	1655	465	499	5		
8	Zi	331	Total	C	N	O	S	0	0
			2647	1668	469	504	6		
8	Zj	330	Total	C	N	O	S	0	0
			2640	1664	468	502	6		
8	Zk	330	Total	C	N	O	S	0	0
			2640	1664	468	502	6		
8	Zl	331	Total	C	N	O	S	0	0
			2647	1668	469	504	6		
8	Zm	330	Total	C	N	O	S	0	0
			2640	1664	468	502	6		
8	Zn	330	Total	C	N	O	S	0	0
			2640	1664	468	502	6		
8	Zo	330	Total	C	N	O	S	0	0
			2640	1664	468	502	6		
8	Zp	330	Total	C	N	O	S	0	0
			2640	1664	468	502	6		
8	Zq	330	Total	C	N	O	S	0	0
			2640	1664	468	502	6		
8	Zr	331	Total	C	N	O	S	0	0
			2647	1668	469	504	6		
8	Zs	330	Total	C	N	O	S	0	0
			2640	1664	468	502	6		
8	Zt	330	Total	C	N	O	S	0	0
			2639	1664	468	501	6		

Continued on next page...

Continued from previous page...

Mol	Chain	Residues	Atoms					AltConf	Trace
8	Zu	327	Total	C	N	O	S	0	0
			2624	1655	465	499	5		
8	a0	327	Total	C	N	O	S	0	0
			2624	1655	465	499	5		
8	a1	331	Total	C	N	O	S	0	0
			2647	1668	469	504	6		
8	a2	330	Total	C	N	O	S	0	0
			2640	1664	468	502	6		
8	a3	330	Total	C	N	O	S	0	0
			2640	1664	468	502	6		
8	a4	330	Total	C	N	O	S	0	0
			2640	1664	468	502	6		
8	a5	330	Total	C	N	O	S	0	0
			2640	1664	468	502	6		
8	a6	330	Total	C	N	O	S	0	0
			2640	1664	468	502	6		
8	a7	331	Total	C	N	O	S	0	0
			2647	1668	469	504	6		
8	a8	330	Total	C	N	O	S	0	0
			2640	1664	468	502	6		
8	a9	330	Total	C	N	O	S	0	0
			2639	1664	468	501	6		
8	aA	330	Total	C	N	O	S	0	0
			2640	1664	468	502	6		
8	aB	331	Total	C	N	O	S	0	0
			2647	1668	469	504	6		
8	aC	330	Total	C	N	O	S	0	0
			2640	1664	468	502	6		
8	aD	330	Total	C	N	O	S	0	0
			2640	1664	468	502	6		
8	aE	330	Total	C	N	O	S	0	0
			2640	1664	468	502	6		
8	aF	330	Total	C	N	O	S	0	0
			2640	1664	468	502	6		
8	aG	330	Total	C	N	O	S	0	0
			2640	1664	468	502	6		
8	aH	331	Total	C	N	O	S	0	0
			2647	1668	469	504	6		
8	aI	330	Total	C	N	O	S	0	0
			2640	1664	468	502	6		
8	aJ	330	Total	C	N	O	S	0	0
			2639	1664	468	501	6		

Continued on next page...

Continued from previous page...

Mol	Chain	Residues	Atoms					AltConf	Trace
8	aK	327	Total	C	N	O	S	0	0
			2624	1655	465	499	5		
8	aY	331	Total	C	N	O	S	0	0
			2647	1668	469	504	6		
8	aZ	330	Total	C	N	O	S	0	0
			2640	1664	468	502	6		
8	aa	330	Total	C	N	O	S	0	0
			2640	1664	468	502	6		
8	ab	331	Total	C	N	O	S	0	0
			2647	1668	469	504	6		
8	ac	330	Total	C	N	O	S	0	0
			2640	1664	468	502	6		
8	ad	330	Total	C	N	O	S	0	0
			2640	1664	468	502	6		
8	ae	330	Total	C	N	O	S	0	0
			2640	1664	468	502	6		
8	af	330	Total	C	N	O	S	0	0
			2640	1664	468	502	6		
8	ag	330	Total	C	N	O	S	0	0
			2640	1664	468	502	6		
8	ah	331	Total	C	N	O	S	0	0
			2647	1668	469	504	6		
8	ai	330	Total	C	N	O	S	0	0
			2640	1664	468	502	6		
8	aj	330	Total	C	N	O	S	0	0
			2639	1664	468	501	6		
8	ax	331	Total	C	N	O	S	0	0
			2647	1668	469	504	6		
8	ay	330	Total	C	N	O	S	0	0
			2640	1664	468	502	6		
8	az	330	Total	C	N	O	S	0	0
			2640	1664	468	502	6		
8	bN	331	Total	C	N	O	S	0	0
			2647	1668	469	504	6		
8	bO	330	Total	C	N	O	S	0	0
			2640	1664	468	502	6		
8	bP	330	Total	C	N	O	S	0	0
			2640	1664	468	502	6		
8	bQ	331	Total	C	N	O	S	0	0
			2647	1668	469	504	6		
8	bR	330	Total	C	N	O	S	0	0
			2640	1664	468	502	6		

Continued on next page...

Continued from previous page...

Mol	Chain	Residues	Atoms					AltConf	Trace
8	bS	330	Total	C	N	O	S	0	0
			2640	1664	468	502	6		
8	bT	330	Total	C	N	O	S	0	0
			2640	1664	468	502	6		
8	bU	330	Total	C	N	O	S	0	0
			2640	1664	468	502	6		
8	bV	330	Total	C	N	O	S	0	0
			2640	1664	468	502	6		
8	bW	331	Total	C	N	O	S	0	0
			2647	1668	469	504	6		
8	bX	330	Total	C	N	O	S	0	0
			2640	1664	468	502	6		
8	bY	330	Total	C	N	O	S	0	0
			2639	1664	468	501	6		
8	bZ	327	Total	C	N	O	S	0	0
			2624	1655	465	499	5		
8	bn	331	Total	C	N	O	S	0	0
			2647	1668	469	504	6		
8	bo	330	Total	C	N	O	S	0	0
			2640	1664	468	502	6		
8	bp	330	Total	C	N	O	S	0	0
			2640	1664	468	502	6		
8	bq	331	Total	C	N	O	S	0	0
			2647	1668	469	504	6		
8	br	330	Total	C	N	O	S	0	0
			2640	1664	468	502	6		
8	bs	330	Total	C	N	O	S	0	0
			2640	1664	468	502	6		
8	bt	330	Total	C	N	O	S	0	0
			2640	1664	468	502	6		
8	bu	330	Total	C	N	O	S	0	0
			2640	1664	468	502	6		
8	bv	330	Total	C	N	O	S	0	0
			2640	1664	468	502	6		
8	bw	331	Total	C	N	O	S	0	0
			2647	1668	469	504	6		
8	bx	330	Total	C	N	O	S	0	0
			2640	1664	468	502	6		
8	by	330	Total	C	N	O	S	0	0
			2639	1664	468	501	6		
8	bz	327	Total	C	N	O	S	0	0
			2624	1655	465	499	5		

Continued on next page...

Continued from previous page...

Mol	Chain	Residues	Atoms					AltConf	Trace
8	c0	330	Total	C	N	O	S	0	0
			2640	1664	468	502	6		
8	c4	331	Total	C	N	O	S	0	0
			2647	1668	469	504	6		
8	c5	330	Total	C	N	O	S	0	0
			2640	1664	468	502	6		
8	c6	330	Total	C	N	O	S	0	0
			2640	1664	468	502	6		
8	c7	331	Total	C	N	O	S	0	0
			2647	1668	469	504	6		
8	c8	330	Total	C	N	O	S	0	0
			2640	1664	468	502	6		
8	c9	330	Total	C	N	O	S	0	0
			2640	1664	468	502	6		
8	cD	331	Total	C	N	O	S	0	0
			2647	1668	469	504	6		
8	cE	330	Total	C	N	O	S	0	0
			2640	1664	468	502	6		
8	cF	330	Total	C	N	O	S	0	0
			2640	1664	468	502	6		
8	cG	331	Total	C	N	O	S	0	0
			2647	1668	469	504	6		
8	cH	330	Total	C	N	O	S	0	0
			2640	1664	468	502	6		
8	cI	330	Total	C	N	O	S	0	0
			2640	1664	468	502	6		
8	cJ	330	Total	C	N	O	S	0	0
			2640	1664	468	502	6		
8	cK	330	Total	C	N	O	S	0	0
			2640	1664	468	502	6		
8	cL	330	Total	C	N	O	S	0	0
			2640	1664	468	502	6		
8	cM	331	Total	C	N	O	S	0	0
			2647	1668	469	504	6		
8	cN	330	Total	C	N	O	S	0	0
			2640	1664	468	502	6		
8	cO	330	Total	C	N	O	S	0	0
			2639	1664	468	501	6		
8	cP	327	Total	C	N	O	S	0	0
			2624	1655	465	499	5		
8	cd	331	Total	C	N	O	S	0	0
			2647	1668	469	504	6		

Continued on next page...

Continued from previous page...

Mol	Chain	Residues	Atoms					AltConf	Trace
8	ce	330	Total	C	N	O	S	0	0
			2640	1664	468	502	6		
8	cf	330	Total	C	N	O	S	0	0
			2640	1664	468	502	6		
8	cg	331	Total	C	N	O	S	0	0
			2647	1668	469	504	6		
8	ch	330	Total	C	N	O	S	0	0
			2640	1664	468	502	6		
8	ci	330	Total	C	N	O	S	0	0
			2640	1664	468	502	6		
8	cj	330	Total	C	N	O	S	0	0
			2640	1664	468	502	6		
8	ck	330	Total	C	N	O	S	0	0
			2640	1664	468	502	6		
8	cl	330	Total	C	N	O	S	0	0
			2640	1664	468	502	6		
8	cm	331	Total	C	N	O	S	0	0
			2647	1668	469	504	6		
8	cn	330	Total	C	N	O	S	0	0
			2640	1664	468	502	6		
8	co	330	Total	C	N	O	S	0	0
			2639	1664	468	501	6		
8	cp	327	Total	C	N	O	S	0	0
			2624	1655	465	499	5		
8	dA	330	Total	C	N	O	S	0	0
			2640	1664	468	502	6		
8	dB	330	Total	C	N	O	S	0	0
			2640	1664	468	502	6		
8	dC	331	Total	C	N	O	S	0	0
			2647	1668	469	504	6		
8	dD	330	Total	C	N	O	S	0	0
			2640	1664	468	502	6		
8	dE	330	Total	C	N	O	S	0	0
			2639	1664	468	501	6		
8	dF	327	Total	C	N	O	S	0	0
			2624	1655	465	499	5		

- Molecule 9 is a protein called Putative tail fiber protein.

Mol	Chain	Residues	Atoms					AltConf	Trace
9	d1	153	Total	C	N	O	S	0	0
			1188	751	199	236	2		

Continued on next page...

Continued from previous page...

Mol	Chain	Residues	Atoms					AltConf	Trace
9	d2	153	Total	C	N	O	S	0	0
			1184	748	199	235	2		
9	d3	135	Total	C	N	O	S	0	0
			1057	678	174	204	1		
9	d4	153	Total	C	N	O	S	0	0
			1184	748	199	235	2		
9	d5	153	Total	C	N	O	S	0	0
			1188	751	199	236	2		
9	dz	135	Total	C	N	O	S	0	0
			1057	678	174	204	1		
9	ef	135	Total	C	N	O	S	0	0
			1057	678	174	204	1		
9	eg	153	Total	C	N	O	S	0	0
			1188	751	199	236	2		
9	eh	153	Total	C	N	O	S	0	0
			1184	748	199	235	2		
9	ei	135	Total	C	N	O	S	0	0
			1057	678	174	204	1		
9	ej	153	Total	C	N	O	S	0	0
			1184	748	199	235	2		
9	ek	153	Total	C	N	O	S	0	0
			1188	751	199	236	2		
9	fl	135	Total	C	N	O	S	0	0
			1057	678	174	204	1		
9	fJ	153	Total	C	N	O	S	0	0
			1188	751	199	236	2		
9	fK	153	Total	C	N	O	S	0	0
			1184	748	199	235	2		
9	fL	135	Total	C	N	O	S	0	0
			1057	678	174	204	1		
9	fM	153	Total	C	N	O	S	0	0
			1184	748	199	235	2		
9	fN	153	Total	C	N	O	S	0	0
			1188	751	199	236	2		

- Molecule 10 is a protein called Sheath initiator protein.

Mol	Chain	Residues	Atoms					AltConf	Trace
10	d6	163	Total	C	N	O	S	0	0
			1329	860	217	248	4		
10	d7	163	Total	C	N	O	S	0	0
			1329	860	217	248	4		

Continued on next page...

Continued from previous page...

Mol	Chain	Residues	Atoms					AltConf	Trace
10	el	163	Total	C	N	O	S	0	0
			1329	860	217	248	4		
10	em	163	Total	C	N	O	S	0	0
			1329	860	217	248	4		
10	fO	163	Total	C	N	O	S	0	0
			1329	860	217	248	4		
10	fP	163	Total	C	N	O	S	0	0
			1329	860	217	248	4		

- Molecule 11 is a protein called Dit-like phage tail protein N-terminal domain-containing protein.

Mol	Chain	Residues	Atoms					AltConf	Trace
11	dd	249	Total	C	N	O	S	0	0
			1959	1197	355	404	3		
11	de	248	Total	C	N	O	S	0	0
			1950	1191	353	403	3		
11	eK	249	Total	C	N	O	S	0	0
			1959	1197	355	404	3		
11	eL	248	Total	C	N	O	S	0	0
			1950	1191	353	403	3		
11	ex	249	Total	C	N	O	S	0	0
			1959	1197	355	404	3		
11	ey	248	Total	C	N	O	S	0	0
			1950	1191	353	403	3		

- Molecule 12 is a protein called Cyanophage baseplate Pam3 plug gp18 domain-containing protein.

Mol	Chain	Residues	Atoms					AltConf	Trace
12	df	112	Total	C	N	O	S	0	0
			920	591	153	172	4		
12	dg	112	Total	C	N	O	S	0	0
			920	591	153	172	4		
12	eI	112	Total	C	N	O	S	0	0
			920	591	153	172	4		
12	eM	112	Total	C	N	O	S	0	0
			920	591	153	172	4		
12	eN	112	Total	C	N	O	S	0	0
			920	591	153	172	4		
12	ez	112	Total	C	N	O	S	0	0
			920	591	153	172	4		

- Molecule 13 is a protein called Wedge 1 protein.

Mol	Chain	Residues	Atoms					AltConf	Trace
13	dh	165	Total	C	N	O	S	0	0
			1285	817	218	247	3		
13	di	165	Total	C	N	O	S	0	0
			1285	817	218	247	3		
13	e2	165	Total	C	N	O	S	0	0
			1285	817	218	247	3		
13	e3	165	Total	C	N	O	S	0	0
			1285	817	218	247	3		
13	eO	165	Total	C	N	O	S	0	0
			1285	817	218	247	3		
13	eP	165	Total	C	N	O	S	0	0
			1285	817	218	247	3		

- Molecule 14 is a protein called baseplate assembly protein.

Mol	Chain	Residues	Atoms					AltConf	Trace
14	dk	336	Total	C	N	O	S	0	0
			2596	1630	442	517	7		
14	dl	484	Total	C	N	O	S	0	0
			3703	2322	620	749	12		
14	dm	484	Total	C	N	O	S	0	0
			3703	2322	620	749	12		
14	dn	336	Total	C	N	O	S	0	0
			2596	1630	442	517	7		
14	e5	336	Total	C	N	O	S	0	0
			2596	1630	442	517	7		
14	e6	484	Total	C	N	O	S	0	0
			3703	2322	620	749	12		
14	e7	484	Total	C	N	O	S	0	0
			3703	2322	620	749	12		
14	e8	336	Total	C	N	O	S	0	0
			2596	1630	442	517	7		
14	eR	336	Total	C	N	O	S	0	0
			2596	1630	442	517	7		
14	eS	484	Total	C	N	O	S	0	0
			3703	2322	620	749	12		
14	eT	484	Total	C	N	O	S	0	0
			3703	2322	620	749	12		
14	eU	336	Total	C	N	O	S	0	0
			2596	1630	442	517	7		

- Molecule 15 is a protein called Putative tape measure protein.

Mol	Chain	Residues	Atoms					AltConf	Trace
15	dp	26	Total	C	N	O	S	0	0
			208	128	40	38	2		
15	e0	26	Total	C	N	O	S	0	0
			208	128	40	38	2		
15	eW	26	Total	C	N	O	S	0	0
			208	128	40	38	2		

- Molecule 16 is a protein called Tail protein.

Mol	Chain	Residues	Atoms					AltConf	Trace
16	dq	305	Total	C	N	O	S	0	0
			2376	1497	401	471	7		
16	eX	305	Total	C	N	O	S	0	0
			2376	1497	401	471	7		
16	fA	305	Total	C	N	O	S	0	0
			2376	1497	401	471	7		

- Molecule 17 is a protein called Putative baseplate assembly protein.

Mol	Chain	Residues	Atoms					AltConf	Trace
17	dr	228	Total	C	N	O	S	0	0
			1726	1076	300	343	7		
17	eY	228	Total	C	N	O	S	0	0
			1726	1076	300	343	7		
17	fB	228	Total	C	N	O	S	0	0
			1726	1076	300	343	7		

- Molecule 18 is a protein called Short tail fiber.

Mol	Chain	Residues	Atoms					AltConf	Trace
18	dt	90	Total	C	N	O	S	0	0
			716	460	121	134	1		
18	du	90	Total	C	N	O	S	0	0
			716	460	121	134	1		
18	dv	90	Total	C	N	O	S	0	0
			716	460	121	134	1		
18	dw	90	Total	C	N	O	S	0	0
			716	460	121	134	1		
18	dx	90	Total	C	N	O	S	0	0
			716	460	121	134	1		
18	dy	90	Total	C	N	O	S	0	0
			716	460	121	134	1		

Continued on next page...

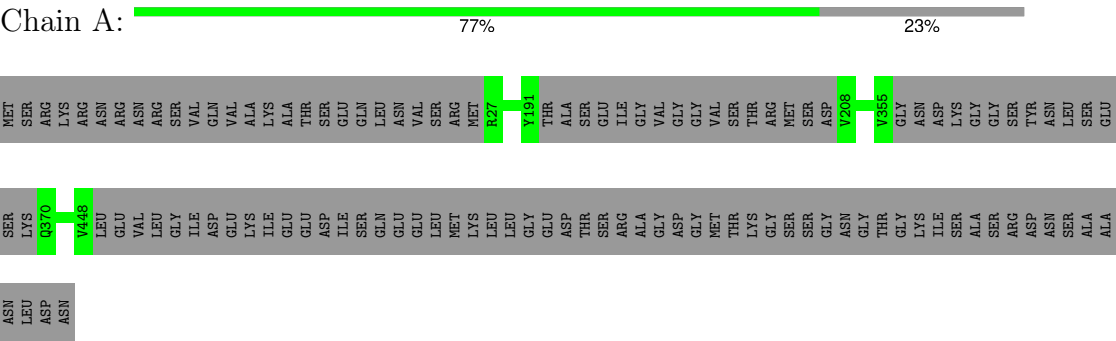
Continued from previous page...

Mol	Chain	Residues	Atoms					AltConf	Trace
18	eZ	90	Total 716	C 460	N 121	O 134	S 1	0	0
18	ea	90	Total 716	C 460	N 121	O 134	S 1	0	0
18	eb	90	Total 716	C 460	N 121	O 134	S 1	0	0
18	ec	90	Total 716	C 460	N 121	O 134	S 1	0	0
18	ed	90	Total 716	C 460	N 121	O 134	S 1	0	0
18	ee	90	Total 716	C 460	N 121	O 134	S 1	0	0
18	fC	90	Total 716	C 460	N 121	O 134	S 1	0	0
18	fD	90	Total 716	C 460	N 121	O 134	S 1	0	0
18	fE	90	Total 716	C 460	N 121	O 134	S 1	0	0
18	fF	90	Total 716	C 460	N 121	O 134	S 1	0	0
18	fG	90	Total 716	C 460	N 121	O 134	S 1	0	0
18	fH	90	Total 716	C 460	N 121	O 134	S 1	0	0

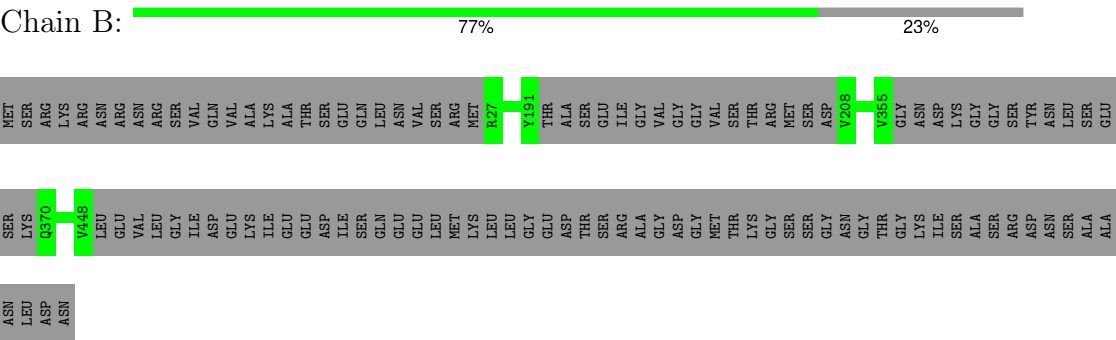
3 Residue-property plots i

These plots are drawn for all protein, RNA, DNA and oligosaccharide chains in the entry. The first graphic for a chain summarises the proportions of the various outlier classes displayed in the second graphic. The second graphic shows the sequence view annotated by issues in geometry. Residues are color-coded according to the number of geometric quality criteria for which they contain at least one outlier: green = 0, yellow = 1, orange = 2 and red = 3 or more. Stretches of 2 or more consecutive residues without any outlier are shown as a green connector. Residues present in the sample, but not in the model, are shown in grey.

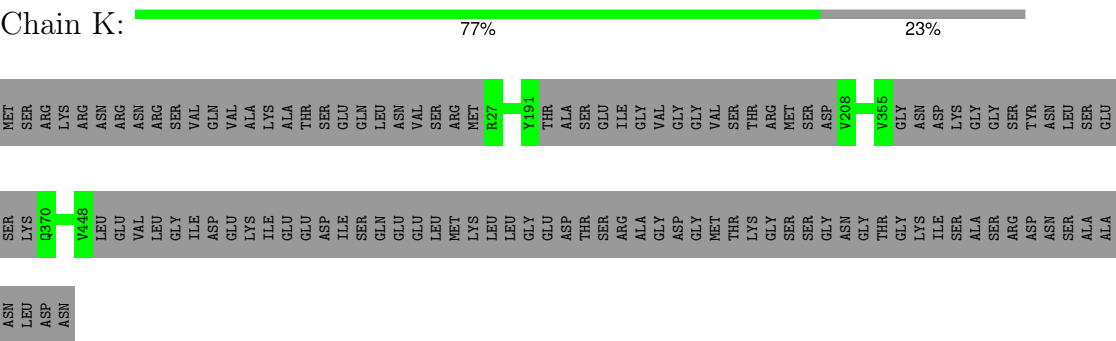
- Molecule 1: Portal protein



- Molecule 1: Portal protein



- Molecule 1: Portal protein



- Molecule 1: Portal protein

Chain L:

77%

23%

MET	SER	ARG	LYS	ARG	ASN	ARG	ASN	VAL	GLN	VAL	ALA	LYS	THR	SER	GLU	GLN	LEU	ASN	VAL	SER	ARG	MET	R27	Y191	ALA	SER	GLU	ILE	GLY	VAL	GLY	GLY	VAL	SER	THR	LYS	ARG	MET	SER	SER	ASP	V208	V355	GLY	ASN	ASP	LYS	GLY	GLY	SER	TYR	ASN	LEU	SER	ALA	GLU
SER	LYS	Q370	V448	LEU	GLU	VAL	LEU	GLY	ILE	ASP	GLU	LYS	ILE	GLU	THR	ILE	SER	GLN	GLU	GLU	LEU	MET	LYS	LEU	GLY	GLU	ASP	THR	SER	ARG	ALA	GLY	ASP	GLY	MET	THR	LYS	GLY	SER	SER	GLY	ASN	THR	GLY	LYS	ILE	SER	ALA	GLY	SER	ARG	ASP	ASN	SER	ALA	GLU
ASN	LEU	ASP	ASN																																																					

- Molecule 1: Portal protein

Chain U:

77%

23%

ASN	LEU	ASP	ASN	SER	LYS	Q370	V448	LEU	GLU	VAL	LEU	GLY	ILE	ASP	GLU	LYS	ILE	GLU	GLU	GLU	GLU	LEU	MET	LYS	LEU	LEU	GLY	GLU	THR	SER	ARG	ALA	GLY	ASP	GLY	MET	THR	LYS	GLY	SER	SER	GLY	ASN	GLY	THR	GLY	LYS	ILE	SER	ALA	GLY	SER	ARG	ASP	ASN	SER	ALA	GLU
MET	ARG	LYS	ASN	ASN	ARG	ASN	SER	VAL	GLN	VAL	ALA	LYS	ALA	THR	SER	GLU	GLN	LEU	ASN	VAL	SER	ARG	MET	R27	Y191	THR	ALA	SER	GLU	ILE	GLY	VAL	GLY	GLY	VAL	SER	THR	ARG	MET	SER	ASP	V208	V355	GLY	ASN	ASP	LYS	GLY	GLY	TYR	ASN	LEU	SER	GLU				

- Molecule 1: Portal protein

Chain V:

77%

23%

ASN	LEU	ASP	ASN	SER	LYS	Q370	V448	LEU	GLU	VAL	LEU	GLY	ILE	ASP	GLU	LYS	ILE	GLU	GLU	ASP	ILE	SER	GLN	GLU	GLU	LEU	LEU	LYS	LEU	LEU	GLY	GLU	ASP	THR	SER	ARG	ALA	GLY	ASP	GLY	MET	THR	LYS	GLY	SER	SER	GLY	ASN	GLY	THR	LYS	ILE	ALA	GLY	SER	ARG	ASP	ASN	GLY	V355	V208	SER	ASP	SER	MET	ARG	THR	SER	VAL	GLY	GLY	VAL	GLY	GLU	SER	ALA	THR	Y191	R27	MET	ARG	LYS	ALA	THR	GLN	SER	THR	ASN	LEU	GLU	THR	SER	THR	ALA	ALA	LYS	VAL	GLN	SER	THR	ALA	ALA	LYS	VAL	ASN	LEU	GLN	SER	THR	ALA	LYS	VAL	ASN	ARG	MET	ASP	V208	SER	VAL	GLY	GLY	VAL	GLY	GLU	SER	THR	ARG	MET	THR	SER	VAL	GLN	SER	THR	ALA	LYS	ASN	ARG	ASN	LYS	ARG	MET	SER	THR	GLU	LYS	ASN	GLY	THR	GLY	ASN	ASP	LYS	ASP	ASN	GLY	MET
-----	-----	-----	-----	-----	-----	------	------	-----	-----	-----	-----	-----	-----	-----	-----	-----	-----	-----	-----	-----	-----	-----	-----	-----	-----	-----	-----	-----	-----	-----	-----	-----	-----	-----	-----	-----	-----	-----	-----	-----	-----	-----	-----	-----	-----	-----	-----	-----	-----	-----	-----	-----	-----	-----	-----	-----	-----	-----	-----	------	------	-----	-----	-----	-----	-----	-----	-----	-----	-----	-----	-----	-----	-----	-----	-----	-----	------	-----	-----	-----	-----	-----	-----	-----	-----	-----	-----	-----	-----	-----	-----	-----	-----	-----	-----	-----	-----	-----	-----	-----	-----	-----	-----	-----	-----	-----	-----	-----	-----	-----	-----	-----	-----	-----	-----	------	-----	-----	-----	-----	-----	-----	-----	-----	-----	-----	-----	-----	-----	-----	-----	-----	-----	-----	-----	-----	-----	-----	-----	-----	-----	-----	-----	-----	-----	-----	-----	-----	-----	-----	-----	-----	-----	-----	-----	-----

- Molecule 1: Portal protein

Chain e:

77%

23%

ASN	LEU	ASP	ASN	SER	LYS	Q370	V448	LEU	GLU	VAL	LEU	GLY	ILE	ASP	GLU	LYS	LYS	ILE	GLU	GLU	GLU	LEU	MET	LYS	LEU	LEU	GLY	GLU	THR	SER	ARG	ALA	GLY	ASP	GLY	MET	THR	LYS	GLY	SER	SER	GLY	ASN	GLY	THR	LYS	ILE	ALA	GLY	SER	ARG	ASP	LYS	GLY	GLY	SER	TYR	ASN	LEU	SER	ALA	GLU																																																																																																																																																																																																																																																																																																																																																																																																																																																																																																																																																																																																																																																																																																																																																																																																																																																																																																																																																																																																																																																																																																																																																																																																																																																																																																																																																																																							

- Molecule 1: Portal protein

Chain f:

77%

23%

ASN	LEU	ASP	ASN	SER	LYS	Q370	V448	LEU	GLU	VAL	LEU	GLY	ILE	ASP	GLU	LYS	ILE	GLU	GLU	ASP	ILE	SER	GLN	GLU	GLU	LEU	MET	LYS	LEU	GLY	GLU	ASP	THR	SER	ARG	ALA	GLY	ASP	GLY	GLY	MET	THR	LYS	GLY	SER	SER	GLY	ASN	GLY	THR	LYS	ILE	SER	ALA	SER	ARG	ASP	TYR	ASN	LEU	SER	ALA	GLU
MET	ARG	LYS	ASN	ASN	ARG	ASN	SER	VAL	GLN	VAL	ALA	LYS	ALA	THR	SER	GLU	LEU	ASN	VAL	SER	ARG	MET	R27	Y191	THR	ALA	SER	GLU	ILE	GLY	VAL	GLY	GLY	VAL	SER	THR	ARG	MET	SER	SER	ASP	V208	V355	GLY	ASN	ASP	LYS	GLY	GLY	SER	TYR	ASN	LEU	SER	ALA	GLU							

• Molecule 1: Portal protein

Chain o:

77%

23%

MET	SER	ARG	LYS	ARG	ASN	ARG	ASN	VAL	SER	GLN	VAL	ALA	LYS	GLU	THR	SER	GLU	GLN	LEU	ASN	VAL	SER	ARG	MET	R27	Y191	THR	ALA	SER	GLU	ILE	GLY	VAL	GLY	GLY	VAL	SER	THR	ARG	MET	SER	SER	ASP	V208	V355	GLY	ASN	ASP	LYS	GLY	GLY	TYR	ASN	LEU	SER	ALA	GLU
SER	LYS	Q370	V448	LEU	GLU	VAL	LEU	GLY	ILE	ASP	GLU	LYS	ILE	GLU	THR	SER	ILE	SER	GLN	GLU	GLU	LEU	MET	LYS	LEU	GLY	GLU	THR	ASP	THR	SER	ARG	ALA	ASP	GLY	GLY	MET	THR	LYS	GLY	SER	SER	GLY	ASN	GLY	THR	GLY	LYS	ILE	SER	ALA	GLU					
ASN	LEU	ASP	ASN																																																						

• Molecule 1: Portal protein

Chain p:

77%

23%

ASN	LEU	ASP	ASN	MET
LEU	ASP	ASN	LYS	ARG
ASP	ASN	LYS	ARG	ASN
ASN	LYS	ARG	ASN	ARG
	ASN	ARG	SER	SER
	GLN	VAL	GLN	VAL
	VAL	ALA	ALA	LYS
	LYS	ILE	ALA	THR
	GLU	GLU	SER	GLU
	THR	ASP	GLN	LEU
	ASP	ILE	ASN	ASN
	SER	SER	VAL	VAL
	GLN	LEU	ARG	SER
	LEU	GLU	THR	THR
	GLU	LEU	GLY	ARG
	LEU	GLY	MET	MET
	GLY	LYS	ASP	SER
	LEU	LEU	V208	ASP
	GLY	GLY	THR	GLY
	THR	LYS	V355	ASN
	ASP	GLY	GLY	GLY
	GLY	THR	ILE	LYS
	MET	SER	SER	ILE
	THR	ARG	ALA	SER
	VAL	ASP	GLY	ASP
	GLY	THR	ARG	ASN
	THR	ASN	TYR	ASN
	ASP	SER	LEU	SER
	GLY	ALA	GLU	ALA
	THR	GLY	SER	
	ASP	GLY	GLY	
	GLY	ASP	GLY	
	THR	THR	THR	
	GLY	GLY	GLY	
	ASP	ASP	ASP	
	GLY	GLY	GLY	
	THR	THR	THR	
	GLY	GLY	GLY	
	ASP	ASP	ASP	
	GLY	GLY	GLY	
	THR	THR	THR	
	GLY	GLY	GLY	
	ASP	ASP	ASP	
	GLY	GLY	GLY	
	THR	THR	THR	
	GLY	GLY	GLY	
	ASP	ASP	ASP	
	GLY	GLY	GLY	
	THR	THR	THR	
	GLY	GLY	GLY	
	ASP	ASP	ASP	
	GLY	GLY	GLY	
	THR	THR	THR	
	GLY	GLY	GLY	
	ASP	ASP	ASP	
	GLY	GLY	GLY	
	THR	THR	THR	
	GLY	GLY	GLY	
	ASP	ASP	ASP	
	GLY	GLY	GLY	
	THR	THR	THR	
	GLY	GLY	GLY	
	ASP	ASP	ASP	
	GLY	GLY	GLY	
	THR	THR	THR	
	GLY	GLY	GLY	
	ASP	ASP	ASP	
	GLY	GLY	GLY	
	THR	THR	THR	
	GLY	GLY	GLY	
	ASP	ASP	ASP	
	GLY	GLY	GLY	
	THR	THR	THR	
	GLY	GLY	GLY	
	ASP	ASP	ASP	
	GLY	GLY	GLY	
	THR	THR	THR	
	GLY	GLY	GLY	
	ASP	ASP	ASP	
	GLY	GLY	GLY	
	THR	THR	THR	
	GLY	GLY	GLY	
	ASP	ASP	ASP	
	GLY	GLY	GLY	
	THR	THR	THR	
	GLY	GLY	GLY	
	ASP	ASP	ASP	
	GLY	GLY	GLY	
	THR	THR	THR	
	GLY	GLY	GLY	
	ASP	ASP	ASP	
	GLY	GLY	GLY	
	THR	THR	THR	
	GLY	GLY	GLY	
	ASP	ASP	ASP	
	GLY	GLY	GLY	
	THR	THR	THR	
	GLY	GLY	GLY	
	ASP	ASP	ASP	
	GLY	GLY	GLY	
	THR	THR	THR	
	GLY	GLY	GLY	
	ASP	ASP	ASP	
	GLY	GLY	GLY	
	THR	THR	THR	
	GLY	GLY	GLY	
	ASP	ASP	ASP	
	GLY	GLY	GLY	
	THR	THR	THR	
	GLY	GLY	GLY	
	ASP	ASP	ASP	
	GLY	GLY	GLY	
	THR	THR	THR	
	GLY	GLY	GLY	
	ASP	ASP	ASP	
	GLY	GLY	GLY	
	THR	THR	THR	
	GLY	GLY	GLY	
	ASP	ASP	ASP	
	GLY	GLY	GLY	
	THR	THR	THR	
	GLY	GLY	GLY	
	ASP	ASP	ASP	
	GLY	GLY	GLY	
	THR	THR	THR	
	GLY	GLY	GLY	
	ASP	ASP	ASP	
	GLY	GLY	GLY	
	THR	THR	THR	
	GLY	GLY	GLY	
	ASP	ASP	ASP	
	GLY	GLY	GLY	
	THR	THR	THR	
	GLY	GLY	GLY	
	ASP	ASP	ASP	
	GLY	GLY	GLY	
	THR	THR	THR	
	GLY	GLY	GLY	
	ASP	ASP	ASP	
	GLY	GLY	GLY	
	THR	THR	THR	
	GLY	GLY	GLY	
	ASP	ASP	ASP	
	GLY	GLY	GLY	
	THR	THR	THR	
	GLY	GLY	GLY	
	ASP	ASP	ASP	
	GLY	GLY	GLY	
	THR	THR	THR	
	GLY	GLY	GLY	
	ASP	ASP	ASP	
	GLY	GLY	GLY	
	THR	THR	THR	
	GLY	GLY	GLY	
	ASP	ASP	ASP	
	GLY	GLY	GLY	
	THR	THR	THR	
	GLY	GLY	GLY	
	ASP	ASP	ASP	
	GLY	GLY	GLY	
	THR	THR	THR	
	GLY	GLY	GLY	
	ASP	ASP	ASP	
	GLY	GLY	GLY	
	THR	THR	THR	
	GLY	GLY	GLY	
	ASP	ASP	ASP	
	GLY	GLY	GLY	
	THR	THR	THR	
	GLY	GLY	GLY	
	ASP	ASP	ASP	
	GLY	GLY	GLY	
	THR	THR	THR	
	GLY	GLY	GLY	
	ASP	ASP	ASP	
	GLY	GLY	GLY	
	THR	THR	THR	
	GLY	GLY	GLY	
	ASP	ASP	ASP	
	GLY	GLY	GLY	
	THR	THR	THR	
	GLY	GLY	GLY	
	ASP	ASP	ASP	
	GLY	GLY	GLY	
	THR	THR	THR	
	GLY	GLY	GLY	
	ASP	ASP	ASP	
	GLY	GLY	GLY	
	THR	THR	THR	
	GLY	GLY	GLY	
	ASP	ASP	ASP	
	GLY	GLY	GLY	
	THR	THR	THR	
	GLY	GLY	GLY	
	ASP	ASP	ASP	
	GLY	GLY	GLY	
	THR	THR	THR	
	GLY	GLY	GLY	
	ASP	ASP	ASP	
	GLY	GLY	GLY	
	THR	THR	THR	
	GLY	GLY	GLY	
	ASP	ASP	ASP	
	GLY	GLY	GLY	
	THR	THR	THR	
	GLY	GLY	GLY	
	ASP	ASP	ASP	
	GLY	GLY	GLY	
	THR	THR	THR	
	GLY	GLY	GLY	
	ASP	ASP	ASP	
	GLY	GLY	GLY	
	THR	THR	THR	
	GLY	GLY	GLY	
	ASP	ASP	ASP	
	GLY	GLY	GLY	
	THR	THR	THR	
	GLY	GLY	GLY	
	ASP	ASP	ASP	
	GLY	GLY	GLY	
	THR	THR	THR	
	GLY	GLY	GLY	
	ASP	ASP	ASP	
	GLY	GLY	GLY	
	THR	THR	THR	
	GLY	GLY	GLY	
	ASP	ASP	ASP	
	GLY	GLY	GLY	
	THR	THR	THR	
	GLY	GLY	GLY	
	ASP	ASP	ASP	
	GLY	GLY	GLY	
	THR	THR	THR	
	GLY	GLY	GLY	
	ASP	ASP	ASP	
	GLY	GLY	GLY	
	THR	THR	THR	
	GLY	GLY	GLY	
	ASP	ASP	ASP	
	GLY	GLY	GLY	
	THR	THR	THR	
	GLY	GLY	GLY	
	ASP	ASP	ASP	
	GLY	GLY	GLY	
	THR	THR	THR	
	GLY	GLY	GLY	
	ASP	ASP	ASP	
	GLY	GLY	GLY	
	THR	THR	THR	
	GLY	GLY	GLY	
	ASP	ASP	ASP	
	GLY	GLY	GLY	
	THR	THR	THR	
	GLY	GLY	GLY	
	ASP	ASP	ASP	
	GLY	GLY	GLY	
	THR	THR	THR	
	GLY	GLY	GLY	
	ASP	ASP	ASP	
	GLY	GLY	GLY	
	THR	THR	THR	
	GLY	GLY	GLY	
	ASP	ASP	ASP	
	GLY	GLY	GLY	
	THR	THR	THR	
	GLY	GLY	GLY	
	ASP	ASP	ASP	
	GLY	GLY	GLY	
	THR	THR	THR	
	GLY	GLY	GLY	
	ASP	ASP	ASP	
	GLY	GLY	GLY	
	THR	THR	THR	
	GLY	GLY	GLY	
	ASP	ASP	ASP	
	GLY	GLY	GLY	
	THR	THR	THR	
	GLY	GLY	GLY	
	ASP	ASP	ASP	
	GLY	GLY	GLY	
	THR	THR	THR	
	GLY	GLY	GLY	
	ASP	ASP	ASP	
	GLY	GLY	GLY	
	THR	THR	THR	
	GLY	GLY	GLY	
	ASP	ASP	ASP	
	GLY	GLY	GLY	
	THR	THR	THR	
	GLY	GLY	GLY	
	ASP	ASP	ASP	
	GLY	GLY	GLY	
	THR	THR	THR	
	GLY	GLY	GLY	
	ASP	ASP	ASP	
	GLY	GLY	GLY	
	THR	THR	THR	
	GLY	GLY	GLY	
	ASP	ASP	ASP	
	GLY	GLY	GLY	
	THR	THR	THR	
	GLY	GLY	GLY	
	ASP	ASP	ASP	
	GLY	GLY	GLY	
	THR	THR	THR	
	GLY	GLY	GLY	
	ASP	ASP	ASP	
	GLY	GLY	GLY	
	THR	THR	THR	
	GLY	GLY	GLY	
	ASP	ASP	ASP	
	GLY	GLY	GLY	
	THR	THR	THR	
	GLY	GLY	GLY	
	ASP	ASP	ASP	
	GLY	GLY	GLY	
	THR	THR	THR	
	GLY	GLY	GLY	
	ASP	ASP	ASP	
	GLY	GLY	GLY	
	THR	THR	THR	
	GLY	GLY	GLY	
	ASP	ASP	ASP	
	GLY	GLY	GLY	
	THR	THR	THR	
	GLY	GLY	GLY	
	ASP	ASP	ASP	
	GLY	GLY	GLY	
	THR	THR	THR	
	GLY	GLY	GLY	
	ASP	ASP	ASP	
	GLY	GLY	GLY	
	THR	THR	THR	
	GLY	GLY	GLY	
	ASP	ASP	ASP	
	GLY	GLY	GLY	
	THR	THR	THR	
	GLY	GLY	GLY	
	ASP	ASP	ASP	
	GLY	GLY	GLY	
	THR	THR	THR	
	GLY	GLY	GLY	
	ASP	ASP	ASP	
	GLY	GLY	GLY	
	THR	THR	THR	
	GLY	GLY	GLY	
	ASP	ASP	ASP	
	GLY	GLY	GLY	
	THR	THR	THR	
	GLY	GLY	GLY	
	ASP	ASP	ASP	
	GLY	GLY	GLY	
	THR	THR	THR	
	GLY	GLY	GLY	
	ASP	ASP	ASP	
	GLY	GLY	GLY	
	THR	THR	THR	
	GLY	GLY	GLY	
	ASP	ASP	ASP	
	GLY	GLY	GLY	
	THR	THR	THR	
	GLY	GLY	GLY	
	ASP	ASP	ASP	
	GLY	GLY	GLY	
	THR	THR	THR	
	GLY	GLY	GLY	
	ASP	ASP	ASP	
	GLY	GLY	GLY	
	THR	THR	THR	
	GLY	GLY	GLY	
	ASP	ASP	ASP	
	GLY	GLY	GLY	
	THR	THR	THR	
	GLY	GLY	GLY	
	ASP	ASP	ASP	
	GLY	GLY	GLY	
	THR	THR	THR	
	GLY	GLY	GLY	
	ASP	ASP	ASP	
	GLY	GLY	GLY	
	THR	THR	THR	
	GLY	GLY	GLY	
	ASP	ASP	ASP	
	GLY	GLY	GLY	
	THR	THR	THR	
	GLY	GLY	GLY	
	ASP	ASP	ASP	
	GLY	GLY	GLY	
	THR	THR	THR	
	GLY	GLY	GLY	
	ASP	ASP	ASP	

• Molecule 1: Portal protein


Chain y:

77%

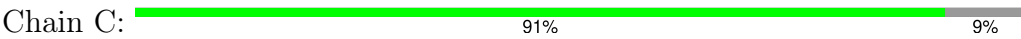
23%

ASN	LEU	ASP	ASN	SER	LYS	Q370	V448	LEU	GLU	VAL	LEU	GLY	ILE	ASP	GLU	LYS	ILE	GLU	GLU	GLU	GLU	LEU	MET	LYS	LEU	LEU	GLY	GLU	ASP	THR	SER	THR	ARG	ALA	GLY	ASP	GLY	GLY	VAL	SER	THR	LYS	GLY	SER	SER	GLY	ASN	V208	V355	GLY	ASN	ASP	LYS	GLY	ALA	SER	ARG	GLY	TYR	ASN	LEU	SER	ALA	GLU																																																																																																																																																																																																																																																																																																																																																																																																																																																																																																																																																																																																																																																																																																																																																																																																																																																																																																																																																																																																																																																																																																																																																																																																																																																																																																																																																																																																																										
																																																																																																																																																																																																																																																																																																																																																																																																																																																																																																																																																																																																																																																																																																																																																																																																																																																																																																																																																																																																																																																																																																																																																																																																																																																																																																																																																																																																																																																																																										</

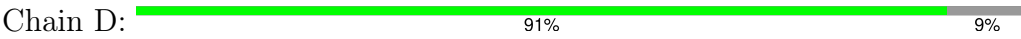
• Molecule 1: Portal protein



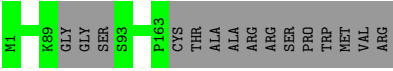
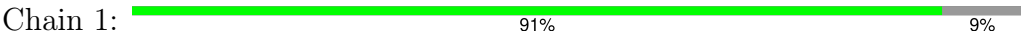
• Molecule 2: PhiTE adaptor protein



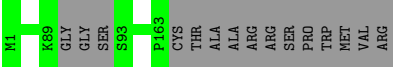
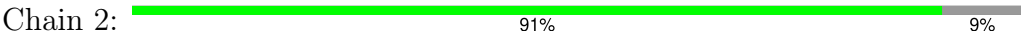
• Molecule 2: PhiTE adaptor protein



• Molecule 2: PhiTE adaptor protein



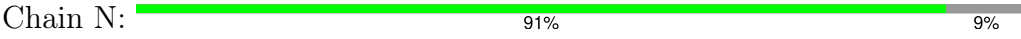
• Molecule 2: PhiTE adaptor protein




• Molecule 2: PhiTE adaptor protein



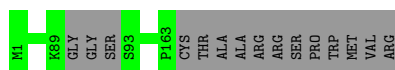
• Molecule 2: PhiTE adaptor protein






- Molecule 2: PhiTE adaptor protein

Chain W: 91% 9%



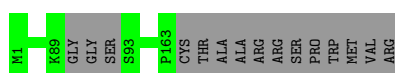
- Molecule 2: PhiTE adaptor protein

Chain X: 91% 9%



- Molecule 2: PhiTE adaptor protein

Chain g: 91% 9%



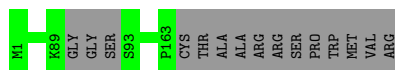
- Molecule 2: PhiTE adaptor protein

Chain h: 91% 9%



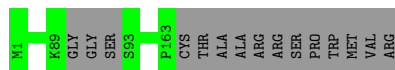
- Molecule 2: PhiTE adaptor protein

Chain q: 91% 9%



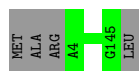
- Molecule 2: PhiTE adaptor protein

Chain r: 91% 9%




- Molecule 3: PhiTE head completion protein

Chain E: 97% .



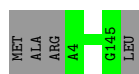
- Molecule 3: PhiTE head completion protein

Chain 3: 97%




- Molecule 3: PhiTE head completion protein

Chain O: 97%




- Molecule 3: PhiTE head completion protein

Chain Y: 97%




- Molecule 3: PhiTE head completion protein

Chain i: 97%




- Molecule 3: PhiTE head completion protein

Chain s: 97%



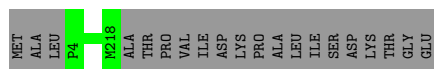
- Molecule 4: PhiTE tail terminator protein

Chain F: 91%



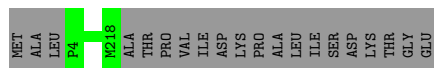
- Molecule 4: PhiTE tail terminator protein

Chain 4: 91%



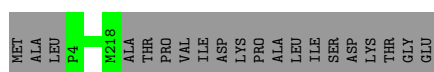
- Molecule 4: PhiTE tail terminator protein

Chain P: 91% 9%



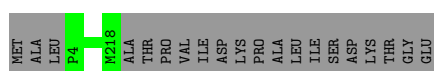
- Molecule 4: PhiTE tail terminator protein

Chain Z: 91% 9%




- Molecule 4: PhiTE tail terminator protein

Chain j: 91% 9%



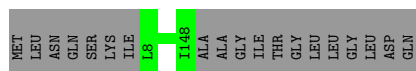
- Molecule 4: PhiTE tail terminator protein

Chain t: 91% 9%




- Molecule 5: Structural protein

Chain G: 88% 12%



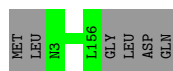
- Molecule 5: Structural protein

Chain H: 92% 8%



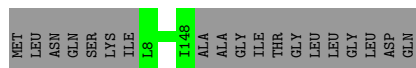
- Molecule 5: Structural protein

Chain 0: 96% 4%




- Molecule 5: Structural protein

Chain 5:
88% 12%



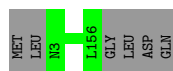
- Molecule 5: Structural protein

Chain 6:
92% 8%



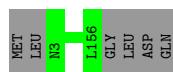
- Molecule 5: Structural protein

Chain A0:
96% .




- Molecule 5: Structural protein

Chain A2:
96% .




- Molecule 5: Structural protein

Chain A4:
96% .



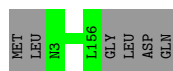
- Molecule 5: Structural protein

Chain A6:
96% .



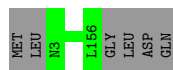
- Molecule 5: Structural protein

Chain A8:
96% .



- Molecule 5: Structural protein

Chain AB:  96%



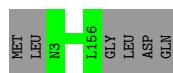
- Molecule 5: Structural protein

Chain AD:  96%



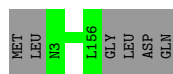
- Molecule 5: Structural protein

Chain AF:  96%




- Molecule 5: Structural protein

Chain AH:  96%




- Molecule 5: Structural protein

Chain AJ:  96%




- Molecule 5: Structural protein

Chain AL:  96%



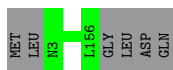
- Molecule 5: Structural protein

Chain AN:  96%



- Molecule 5: Structural protein

Chain AP: 96% .



- Molecule 5: Structural protein

Chain AR: 96% .



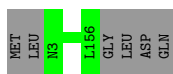
- Molecule 5: Structural protein

Chain AT: 96% .



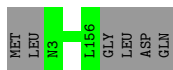
- Molecule 5: Structural protein

Chain AV: 96% .



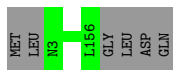
- Molecule 5: Structural protein

Chain AX: 96% .



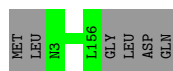
- Molecule 5: Structural protein

Chain AZ: 96% .



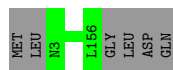
- Molecule 5: Structural protein

Chain Ab: 96% .



- Molecule 5: Structural protein

Chain Ad:  96%



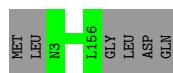
- Molecule 5: Structural protein

Chain Af:  96%



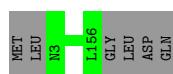
- Molecule 5: Structural protein

Chain Ah:  96%



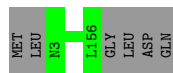
- Molecule 5: Structural protein

Chain Aj:  96%



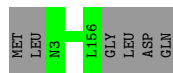
- Molecule 5: Structural protein

Chain Al:  96%



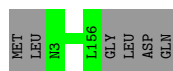
- Molecule 5: Structural protein

Chain An:  96%



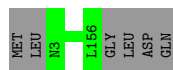
- Molecule 5: Structural protein

Chain Ap:  96%



- Molecule 5: Structural protein

Chain Ar:  96%



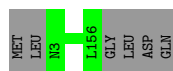
- Molecule 5: Structural protein

Chain At:  96%



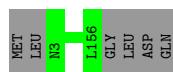
- Molecule 5: Structural protein

Chain Av:  96%




- Molecule 5: Structural protein

Chain Ax:  96%




- Molecule 5: Structural protein

Chain Az:  96%



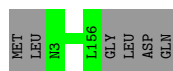
- Molecule 5: Structural protein

Chain B0:  96%



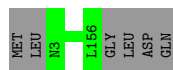
- Molecule 5: Structural protein

Chain B2:  96%



- Molecule 5: Structural protein

Chain B4:  96%



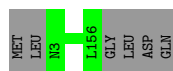
- Molecule 5: Structural protein

Chain B6:  96%



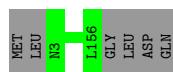
- Molecule 5: Structural protein

Chain B8:  96%




- Molecule 5: Structural protein

Chain BB:  96%




- Molecule 5: Structural protein

Chain BD:  96%



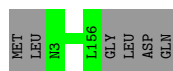
- Molecule 5: Structural protein

Chain BF:  96%



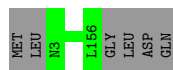
- Molecule 5: Structural protein

Chain BH:  96%



- Molecule 5: Structural protein

Chain BJ:  96%



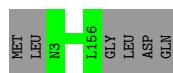
- Molecule 5: Structural protein

Chain BL:  96%



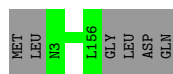
- Molecule 5: Structural protein

Chain BN:  96%



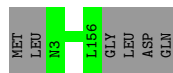
- Molecule 5: Structural protein

Chain BP:  96%



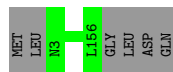
- Molecule 5: Structural protein

Chain BR:  96%




- Molecule 5: Structural protein

Chain BT:  96%



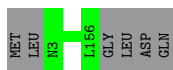
- Molecule 5: Structural protein

Chain BV:  96%

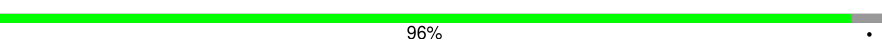


- Molecule 5: Structural protein

Chain BX:  96%



- Molecule 5: Structural protein

Chain BZ:  96%



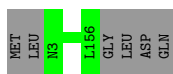
- Molecule 5: Structural protein

Chain Bb:  96%




- Molecule 5: Structural protein

Chain Bd:  96%



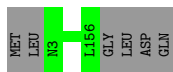
- Molecule 5: Structural protein

Chain Bf:  96%




- Molecule 5: Structural protein

Chain Bh:  96%



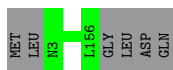
- Molecule 5: Structural protein

Chain Bj:  96%



- Molecule 5: Structural protein

Chain B1:  96%



- Molecule 5: Structural protein

Chain Bn:  96%



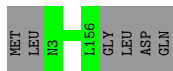
- Molecule 5: Structural protein

Chain Bp:  96%



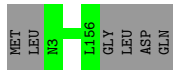
- Molecule 5: Structural protein

Chain Br:  96%



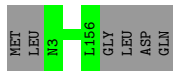
- Molecule 5: Structural protein

Chain Bt:  96%



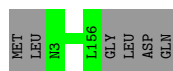
- Molecule 5: Structural protein

Chain Bv:  96%



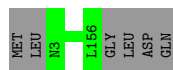
- Molecule 5: Structural protein

Chain Bx:  96%



- Molecule 5: Structural protein

Chain Bz:  96%



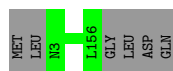
- Molecule 5: Structural protein

Chain C0:  96%



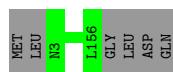
- Molecule 5: Structural protein

Chain C2:  96%




- Molecule 5: Structural protein

Chain C4:  96%




- Molecule 5: Structural protein

Chain C6:  96%



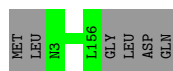
- Molecule 5: Structural protein

Chain C8:  96%



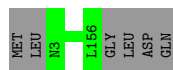
- Molecule 5: Structural protein

Chain CB:  96%



- Molecule 5: Structural protein

Chain CD:  96%



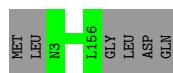
- Molecule 5: Structural protein

Chain CF:  96%



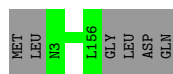
- Molecule 5: Structural protein

Chain CH:  96%



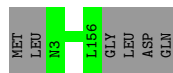
- Molecule 5: Structural protein

Chain CJ:  96%



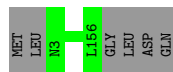
- Molecule 5: Structural protein

Chain CL:  96%



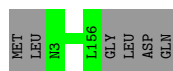
- Molecule 5: Structural protein

Chain CN:  96%



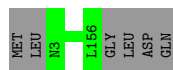
- Molecule 5: Structural protein

Chain CP:  96%



- Molecule 5: Structural protein

Chain CR:  96%



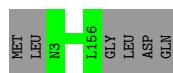
- Molecule 5: Structural protein

Chain CT:  96%



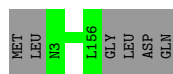
- Molecule 5: Structural protein

Chain CV:  96%



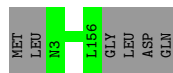
- Molecule 5: Structural protein

Chain CX:  96%



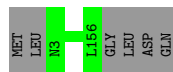
- Molecule 5: Structural protein

Chain CZ:  96%



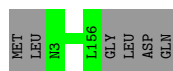
- Molecule 5: Structural protein

Chain Cb:  96%



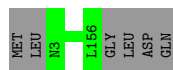
- Molecule 5: Structural protein

Chain Cd:  96%

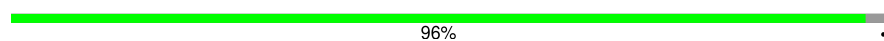


- Molecule 5: Structural protein

Chain Cf:  96%



- Molecule 5: Structural protein

Chain Ch:  96%



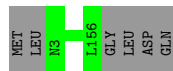
- Molecule 5: Structural protein

Chain Cj:  96%



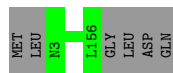
- Molecule 5: Structural protein

Chain Cl:  96%



- Molecule 5: Structural protein

Chain Cn:  96%



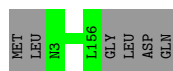
- Molecule 5: Structural protein

Chain Cp:  96%



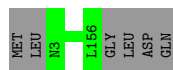
- Molecule 5: Structural protein

Chain Cr:  96%



- Molecule 5: Structural protein

Chain Ct:  96%



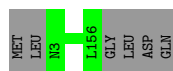
- Molecule 5: Structural protein

Chain Cv:  96%



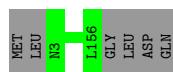
- Molecule 5: Structural protein

Chain Cx:  96%




- Molecule 5: Structural protein

Chain Cz:  96%




- Molecule 5: Structural protein

Chain D0:  96%



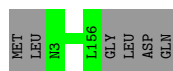
- Molecule 5: Structural protein

Chain D2:  96%



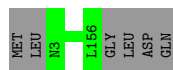
- Molecule 5: Structural protein

Chain D4:  96%



- Molecule 5: Structural protein

Chain D6:  96%



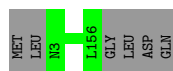
- Molecule 5: Structural protein

Chain D8:  96%



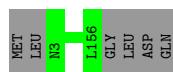
- Molecule 5: Structural protein

Chain DB:  96%




- Molecule 5: Structural protein

Chain DD:  96%




- Molecule 5: Structural protein

Chain DF:  96%



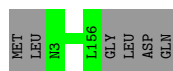
- Molecule 5: Structural protein

Chain DH:  96%



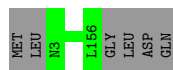
- Molecule 5: Structural protein

Chain DJ:  96%



- Molecule 5: Structural protein

Chain DL:  96%



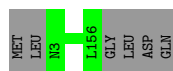
- Molecule 5: Structural protein

Chain DN:  96%



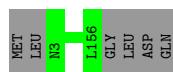
- Molecule 5: Structural protein

Chain DP:  96%




- Molecule 5: Structural protein

Chain DR:  96%




- Molecule 5: Structural protein

Chain DT:  96%



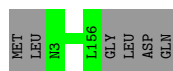
- Molecule 5: Structural protein

Chain DV:  96%



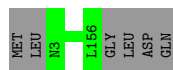
- Molecule 5: Structural protein

Chain DX:  96%

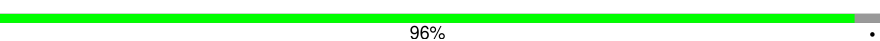


- Molecule 5: Structural protein

Chain DZ:  96%



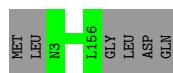
- Molecule 5: Structural protein

Chain Db:  96%



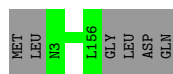
- Molecule 5: Structural protein

Chain Dd:  96%



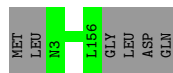
- Molecule 5: Structural protein

Chain Df:  96%



- Molecule 5: Structural protein

Chain Dh:  96%



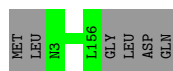
- Molecule 5: Structural protein

Chain Dj:  96%



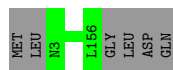
- Molecule 5: Structural protein

Chain Dl:  96%



- Molecule 5: Structural protein

Chain Dn:  96%



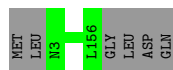
- Molecule 5: Structural protein

Chain Dp:  96%



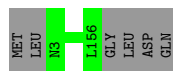
- Molecule 5: Structural protein

Chain Dr:  96%




- Molecule 5: Structural protein

Chain Dt:  96%




- Molecule 5: Structural protein

Chain Dv:  96%



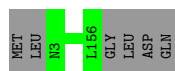
- Molecule 5: Structural protein

Chain Dx:  96%



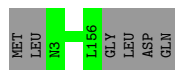
- Molecule 5: Structural protein

Chain Dz:  96%



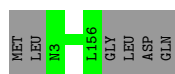
- Molecule 5: Structural protein

Chain EB:  96%



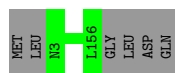
- Molecule 5: Structural protein

Chain ED:  96%



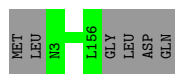
- Molecule 5: Structural protein

Chain EF:  96%



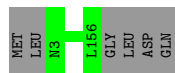
- Molecule 5: Structural protein

Chain EH:  96%



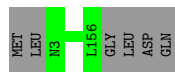
- Molecule 5: Structural protein

Chain EJ:  96%



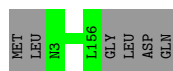
- Molecule 5: Structural protein

Chain EL:  96%




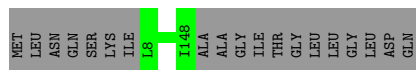
- Molecule 5: Structural protein

Chain EN:  96%



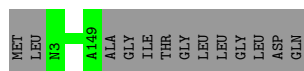
- Molecule 5: Structural protein

Chain Q:  88% 12%





- Molecule 5: Structural protein

Chain R:  92% 8%



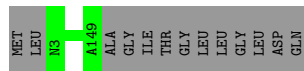
- Molecule 5: Structural protein

Chain a:  88% 12%




- Molecule 5: Structural protein

Chain b:  92% 8%




- Molecule 5: Structural protein

Chain d8:  96% .



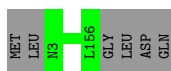
- Molecule 5: Structural protein

Chain dZ:  96% .



- Molecule 5: Structural protein

Chain da:  96% .



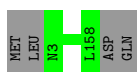
- Molecule 5: Structural protein

Chain db:  98%



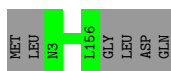
- Molecule 5: Structural protein

Chain dc:  98%



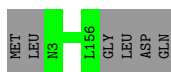
- Molecule 5: Structural protein

Chain ds:  96%



- Molecule 5: Structural protein

Chain e4:  96%



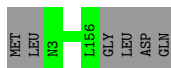
- Molecule 5: Structural protein

Chain e9:  96%



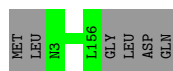
- Molecule 5: Structural protein

Chain eG:  96%



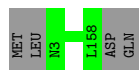
- Molecule 5: Structural protein

Chain eH:  96%



- Molecule 5: Structural protein

Chain eI:  98%



- Molecule 5: Structural protein

Chain eJ:  98%



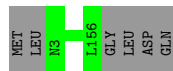
- Molecule 5: Structural protein

Chain eQ:  96%




- Molecule 5: Structural protein

Chain eV:  96%




- Molecule 5: Structural protein

Chain et:  96%



- Molecule 5: Structural protein


Chain eu:  96%



- Molecule 5: Structural protein

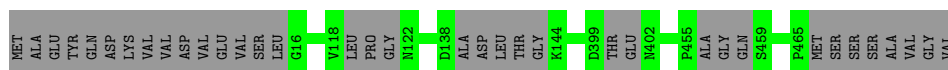
Chain ev:  98%





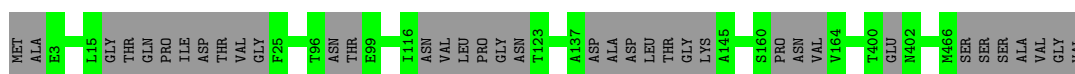
- Molecule 6: Tail sheath protein

Chain 7: 92% 8%



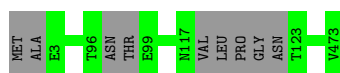
- Molecule 6: Tail sheath protein

Chain 8: 92% 8%



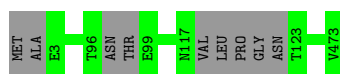
- Molecule 6: Tail sheath protein

Chain 9: 98% .



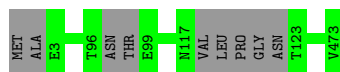
- Molecule 6: Tail sheath protein

Chain A1: 98% .



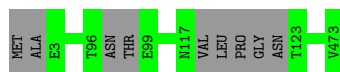
- Molecule 6: Tail sheath protein

Chain A3: 98% .



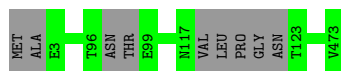
- Molecule 6: Tail sheath protein

Chain A5: 98% .



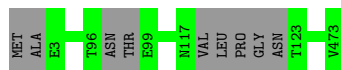
- Molecule 6: Tail sheath protein

Chain A7: 98% .



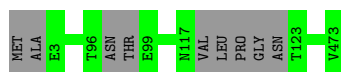
- Molecule 6: Tail sheath protein

Chain A9: 98%



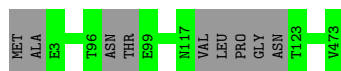
- Molecule 6: Tail sheath protein

Chain AA: 98%



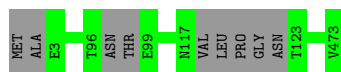
- Molecule 6: Tail sheath protein

Chain AC: 98%



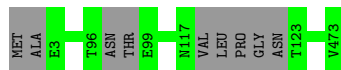
- Molecule 6: Tail sheath protein

Chain AE: 98%



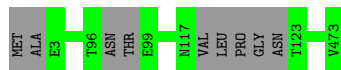
- Molecule 6: Tail sheath protein

Chain AG: 98%



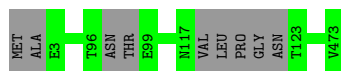
- Molecule 6: Tail sheath protein

Chain AI: 98%



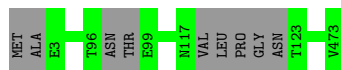
- Molecule 6: Tail sheath protein

Chain AK: 98%



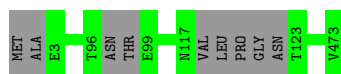
- Molecule 6: Tail sheath protein

Chain AM: 98%



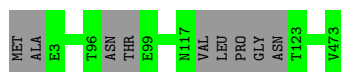
- Molecule 6: Tail sheath protein

Chain AO: 98%



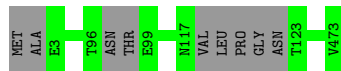
- Molecule 6: Tail sheath protein

Chain AQ: 98%



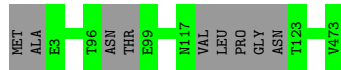
- Molecule 6: Tail sheath protein

Chain AS: 98%



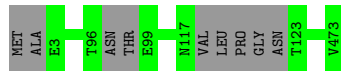
- Molecule 6: Tail sheath protein

Chain AU: 98%



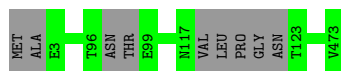
- Molecule 6: Tail sheath protein

Chain AW: 98%



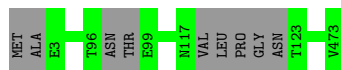
- Molecule 6: Tail sheath protein

Chain AY: 98%



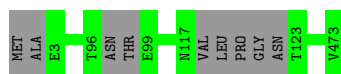
- Molecule 6: Tail sheath protein

Chain Aa: 98%



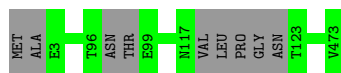
- Molecule 6: Tail sheath protein

Chain Ac: 98%



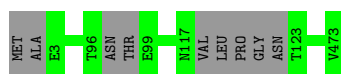
- Molecule 6: Tail sheath protein

Chain Ae: 98%



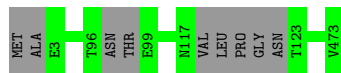
- Molecule 6: Tail sheath protein

Chain Ag: 98%



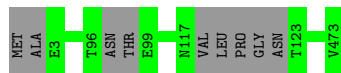
- Molecule 6: Tail sheath protein

Chain Ai: 98%



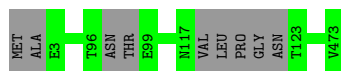
- Molecule 6: Tail sheath protein

Chain Ak: 98%



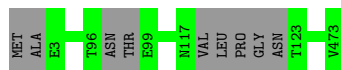
- Molecule 6: Tail sheath protein

Chain Am: 98%



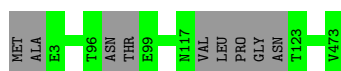
- Molecule 6: Tail sheath protein

Chain Ao: 98%



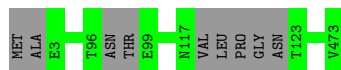
- Molecule 6: Tail sheath protein

Chain Aq: 98%



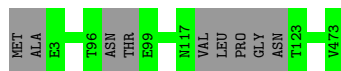
- Molecule 6: Tail sheath protein

Chain As: 98%



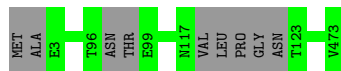
- Molecule 6: Tail sheath protein

Chain Au: 98%



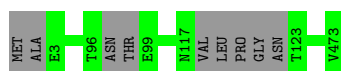
- Molecule 6: Tail sheath protein

Chain Aw: 98%



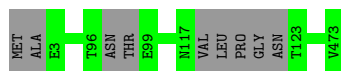
- Molecule 6: Tail sheath protein

Chain Ay: 98%



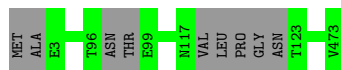
- Molecule 6: Tail sheath protein

Chain B1: 98%



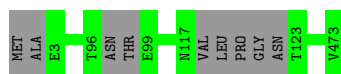
- Molecule 6: Tail sheath protein

Chain B3: 98%



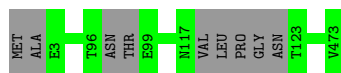
- Molecule 6: Tail sheath protein

Chain B5: 98%



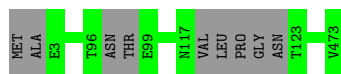
- Molecule 6: Tail sheath protein

Chain B7: 98%



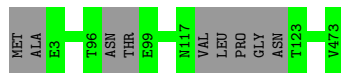
- Molecule 6: Tail sheath protein

Chain B9: 98%



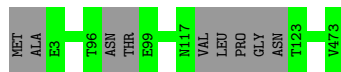
- Molecule 6: Tail sheath protein

Chain BA: 98%



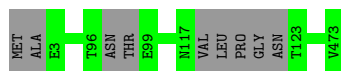
- Molecule 6: Tail sheath protein

Chain BC: 98%



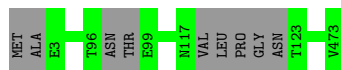
- Molecule 6: Tail sheath protein

Chain BE: 98%



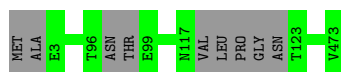
- Molecule 6: Tail sheath protein

Chain BG: 98% .



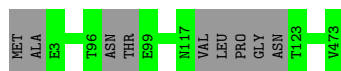
- Molecule 6: Tail sheath protein

Chain BI: 98% .



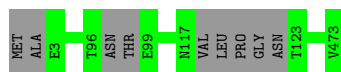
- Molecule 6: Tail sheath protein

Chain BK: 98% .



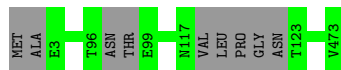
- Molecule 6: Tail sheath protein

Chain BM: 98% .



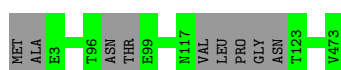
- Molecule 6: Tail sheath protein

Chain BO: 98% .



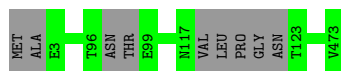
- Molecule 6: Tail sheath protein

Chain BQ: 98% .



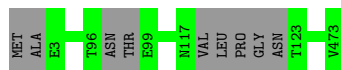
- Molecule 6: Tail sheath protein

Chain BS: 98% .



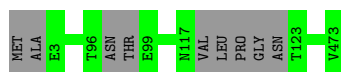
- Molecule 6: Tail sheath protein

Chain BU: 98%



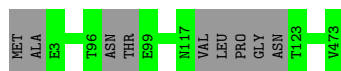
- Molecule 6: Tail sheath protein

Chain BW: 98%



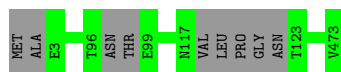
- Molecule 6: Tail sheath protein

Chain BY: 98%



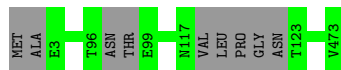
- Molecule 6: Tail sheath protein

Chain Ba: 98%



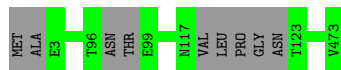
- Molecule 6: Tail sheath protein

Chain Bc: 98%



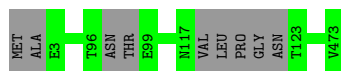
- Molecule 6: Tail sheath protein

Chain Be: 98%



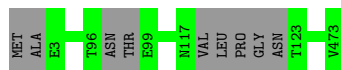
- Molecule 6: Tail sheath protein

Chain Bg: 98%



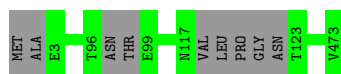
- Molecule 6: Tail sheath protein

Chain Bi: 98%



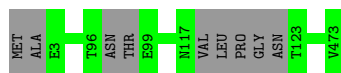
- Molecule 6: Tail sheath protein

Chain Bk: 98%



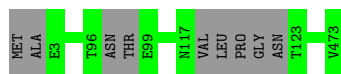
- Molecule 6: Tail sheath protein

Chain Bm: 98%



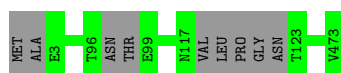
- Molecule 6: Tail sheath protein

Chain Bo: 98%



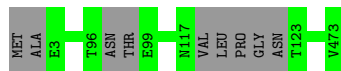
- Molecule 6: Tail sheath protein

Chain Bq: 98%



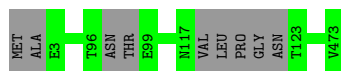
- Molecule 6: Tail sheath protein

Chain Bs: 98%



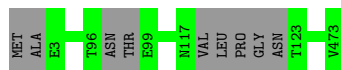
- Molecule 6: Tail sheath protein

Chain Bu: 98%



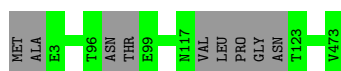
- Molecule 6: Tail sheath protein

Chain Bw:  98%



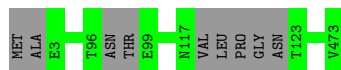
- Molecule 6: Tail sheath protein

Chain By:  98%



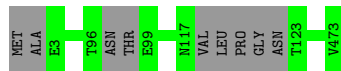
- Molecule 6: Tail sheath protein

Chain C1:  98%



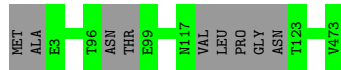
- Molecule 6: Tail sheath protein

Chain C3:  98%



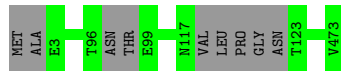
- Molecule 6: Tail sheath protein

Chain C5:  98%



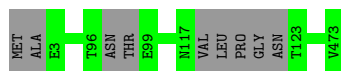
- Molecule 6: Tail sheath protein

Chain C7:  98%



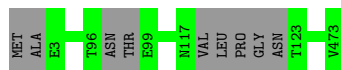
- Molecule 6: Tail sheath protein

Chain C9:  98%



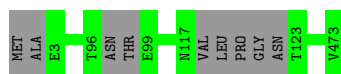
- Molecule 6: Tail sheath protein

Chain CA: 98% .



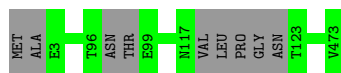
- Molecule 6: Tail sheath protein

Chain CC: 98% .



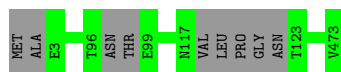
- Molecule 6: Tail sheath protein

Chain CE: 98% .



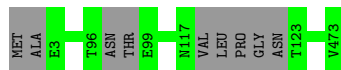
- Molecule 6: Tail sheath protein

Chain CG: 98% .



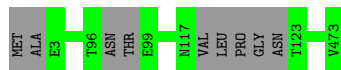
- Molecule 6: Tail sheath protein

Chain CI: 98% .



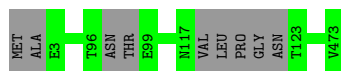
- Molecule 6: Tail sheath protein

Chain CK: 98% .



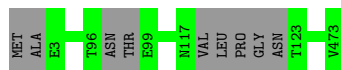
- Molecule 6: Tail sheath protein

Chain CM: 98% .



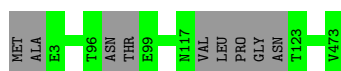
- Molecule 6: Tail sheath protein

Chain CO: 98% .



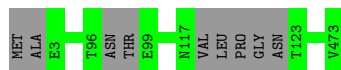
- Molecule 6: Tail sheath protein

Chain CQ: 98% .



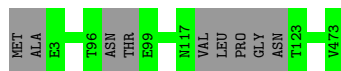
- Molecule 6: Tail sheath protein

Chain CS: 98% .



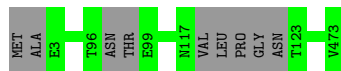
- Molecule 6: Tail sheath protein

Chain CU: 98% .



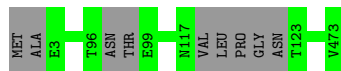
- Molecule 6: Tail sheath protein

Chain CW: 98% .



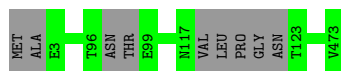
- Molecule 6: Tail sheath protein

Chain CY: 98% .



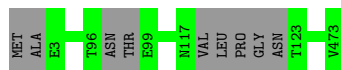
- Molecule 6: Tail sheath protein

Chain Ca: 98% .



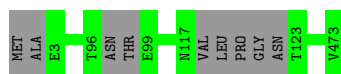
- Molecule 6: Tail sheath protein

Chain Cc:  98%



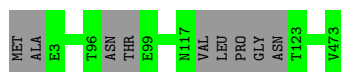
- Molecule 6: Tail sheath protein

Chain Ce:  98%



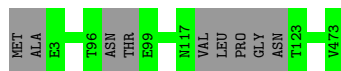
- Molecule 6: Tail sheath protein

Chain Cg:  98%



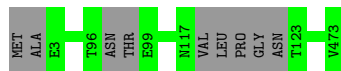
- Molecule 6: Tail sheath protein

Chain Ci:  98%



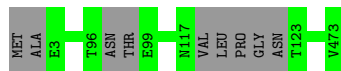
- Molecule 6: Tail sheath protein

Chain Ck:  98%



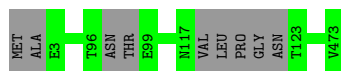
- Molecule 6: Tail sheath protein

Chain Cm:  98%



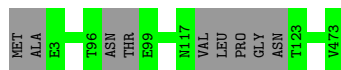
- Molecule 6: Tail sheath protein

Chain Co:  98%



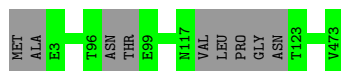
- Molecule 6: Tail sheath protein

Chain Cq:  98%



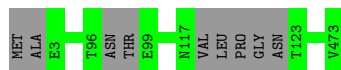
- Molecule 6: Tail sheath protein

Chain Cs:  98%



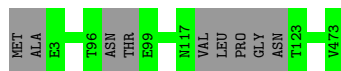
- Molecule 6: Tail sheath protein

Chain Cu:  98%



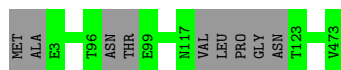
- Molecule 6: Tail sheath protein

Chain Cw:  98%



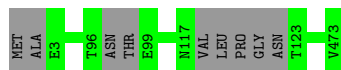
- Molecule 6: Tail sheath protein

Chain Cy:  98%



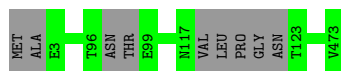
- Molecule 6: Tail sheath protein

Chain D1:  98%



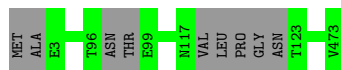
- Molecule 6: Tail sheath protein

Chain D3:  98%



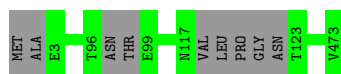
- Molecule 6: Tail sheath protein

Chain D5: 98% .



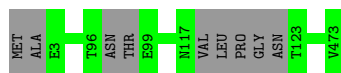
- Molecule 6: Tail sheath protein

Chain D7: 98% .



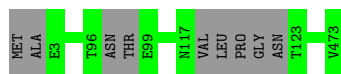
- Molecule 6: Tail sheath protein

Chain D9: 98% .



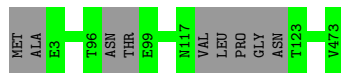
- Molecule 6: Tail sheath protein

Chain DA: 98% .



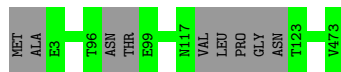
- Molecule 6: Tail sheath protein

Chain DC: 98% .



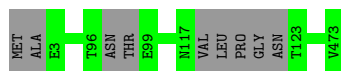
- Molecule 6: Tail sheath protein

Chain DE: 98% .



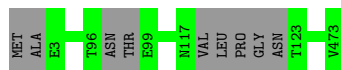
- Molecule 6: Tail sheath protein

Chain DG: 98% .



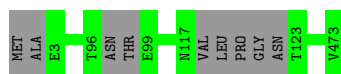
- Molecule 6: Tail sheath protein

Chain DI: 98%



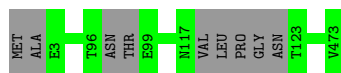
- Molecule 6: Tail sheath protein

Chain DK: 98%



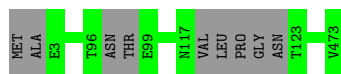
- Molecule 6: Tail sheath protein

Chain DM: 98%



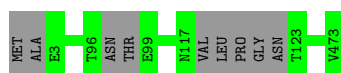
- Molecule 6: Tail sheath protein

Chain DO: 98%



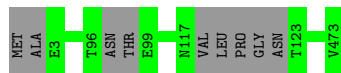
- Molecule 6: Tail sheath protein

Chain DQ: 98%



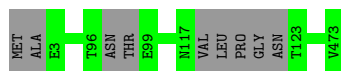
- Molecule 6: Tail sheath protein

Chain DS: 98%



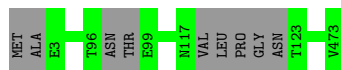
- Molecule 6: Tail sheath protein

Chain DU: 98%



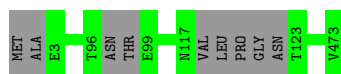
- Molecule 6: Tail sheath protein

Chain DW:  98%



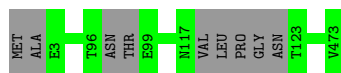
- Molecule 6: Tail sheath protein

Chain DY:  98%



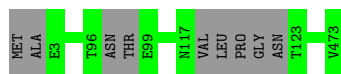
- Molecule 6: Tail sheath protein

Chain Da:  98%



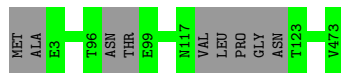
- Molecule 6: Tail sheath protein

Chain Dc:  98%



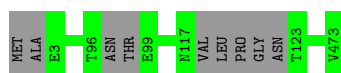
- Molecule 6: Tail sheath protein

Chain De:  98%



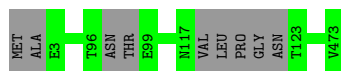
- Molecule 6: Tail sheath protein

Chain Dg:  98%



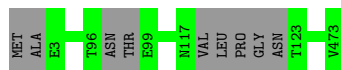
- Molecule 6: Tail sheath protein

Chain Di:  98%



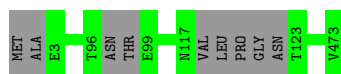
- Molecule 6: Tail sheath protein

Chain Dk:  98%



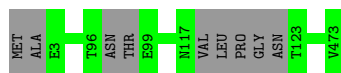
- Molecule 6: Tail sheath protein

Chain Dm:  98%



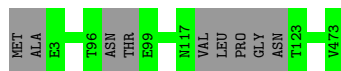
- Molecule 6: Tail sheath protein

Chain Do:  98%



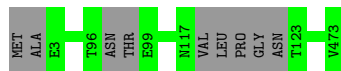
- Molecule 6: Tail sheath protein

Chain Dq:  98%



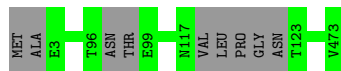
- Molecule 6: Tail sheath protein

Chain Ds:  98%



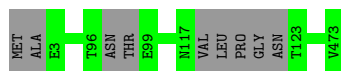
- Molecule 6: Tail sheath protein

Chain Du:  98%



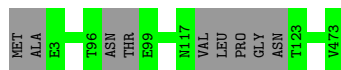
- Molecule 6: Tail sheath protein

Chain Dw:  98%



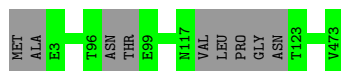
- Molecule 6: Tail sheath protein

Chain Dy:  98%



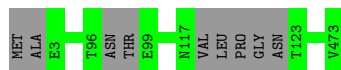
- Molecule 6: Tail sheath protein

Chain EA:  98%



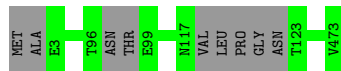
- Molecule 6: Tail sheath protein

Chain EC:  98%



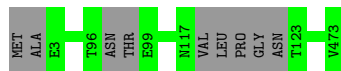
- Molecule 6: Tail sheath protein

Chain EE:  98%



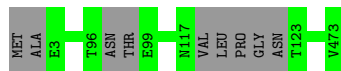
- Molecule 6: Tail sheath protein

Chain EG:  98%



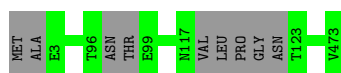
- Molecule 6: Tail sheath protein

Chain EI:  98%



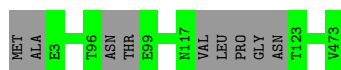
- Molecule 6: Tail sheath protein

Chain EK:  98%



- Molecule 6: Tail sheath protein

Chain EM: 98% .




- Molecule 6: Tail sheath protein

Chain S: 92% 8%



- Molecule 6: Tail sheath protein

Chain T: 92% 8%



- Molecule 6: Tail sheath protein

Chain c: 92% 8%



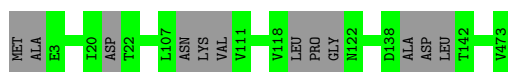
- Molecule 6: Tail sheath protein

Chain d: 92% 8%



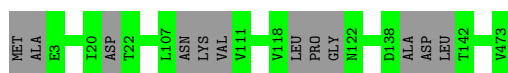
- Molecule 6: Tail sheath protein

Chain dT: 97% .



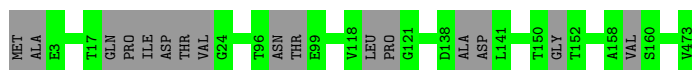
- Molecule 6: Tail sheath protein

Chain dU: 97% .



- Molecule 6: Tail sheath protein

Chain dV:
97%




- Molecule 6: Tail sheath protein

Chain dW:
97%



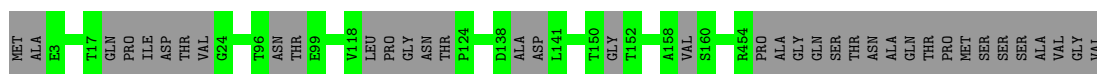
- Molecule 6: Tail sheath protein

Chain dX:
92% 8%



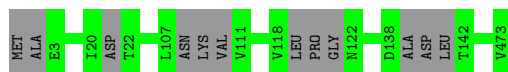
- Molecule 6: Tail sheath protein

Chain dY:
92% 8%



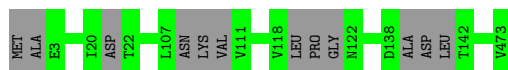
- Molecule 6: Tail sheath protein

Chain eA:
97%



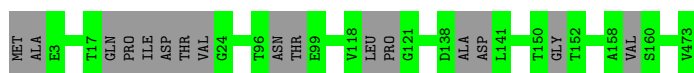
- Molecule 6: Tail sheath protein

Chain eB:
97%



- Molecule 6: Tail sheath protein

Chain eC:
97%



- Molecule 6: Tail sheath protein

Chain eD: 97%




- Molecule 6: Tail sheath protein

Chain eE: 92% 8%



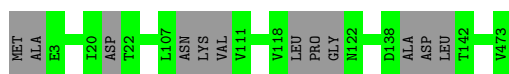
- Molecule 6: Tail sheath protein

Chain eF: 92% 8%



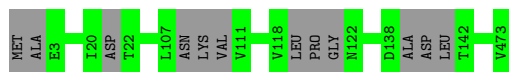
- Molecule 6: Tail sheath protein

Chain en: 97%



- Molecule 6: Tail sheath protein

Chain eo: 97%



- Molecule 6: Tail sheath protein

Chain ep: 97%




- Molecule 6: Tail sheath protein

Chain eq: 97%



- Molecule 6: Tail sheath protein

Chain er: 92% 8%



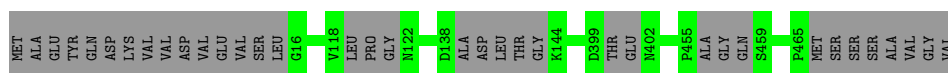
- Molecule 6: Tail sheath protein

Chain es: 92% 8%



- Molecule 6: Tail sheath protein

Chain m: 92% 8%



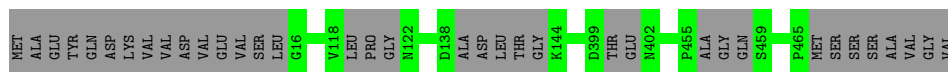
- Molecule 6: Tail sheath protein

Chain n: 92% 8%



- Molecule 6: Tail sheath protein

Chain w: 92% 8%



- Molecule 6: Tail sheath protein

Chain x: 92% 8%



- Molecule 7: Head stabilization/decoration protein

Chain E0: 99% .



- Molecule 7: Head stabilization/decoration protein

Chain E2:  99%



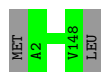
- Molecule 7: Head stabilization/decoration protein

Chain E3:  99%



- Molecule 7: Head stabilization/decoration protein

Chain E4:  99%




- Molecule 7: Head stabilization/decoration protein

Chain E5:  99%



- Molecule 7: Head stabilization/decoration protein

Chain E6:  97%



- Molecule 7: Head stabilization/decoration protein

Chain E7:  99%



- Molecule 7: Head stabilization/decoration protein

Chain E8:  99%



- Molecule 7: Head stabilization/decoration protein

Chain E9:  99%



- Molecule 7: Head stabilization/decoration protein

Chain Eb:  99%



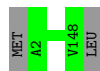
- Molecule 7: Head stabilization/decoration protein

Chain Ec:  99%



- Molecule 7: Head stabilization/decoration protein

Chain Ed:  99%



- Molecule 7: Head stabilization/decoration protein

Chain Ee:  99%



- Molecule 7: Head stabilization/decoration protein

Chain Ef:  97%



- Molecule 7: Head stabilization/decoration protein

Chain Eg:  99%



- Molecule 7: Head stabilization/decoration protein

Chain Eh:  99%



- Molecule 7: Head stabilization/decoration protein

Chain Ei:  99%



- Molecule 7: Head stabilization/decoration protein

Chain Ej:  99%



- Molecule 7: Head stabilization/decoration protein

Chain Ek:  99%



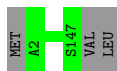
- Molecule 7: Head stabilization/decoration protein

Chain El:  99%



- Molecule 7: Head stabilization/decoration protein

Chain Em:  98%



- Molecule 7: Head stabilization/decoration protein

Chain En:  99%



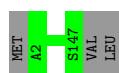
- Molecule 7: Head stabilization/decoration protein

Chain F1:  99%



- Molecule 7: Head stabilization/decoration protein

Chain F2:  98%



- Molecule 7: Head stabilization/decoration protein

Chain F3:  99%



- Molecule 7: Head stabilization/decoration protein

Chain FA:  99%



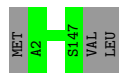
- Molecule 7: Head stabilization/decoration protein

Chain FB:  99%



- Molecule 7: Head stabilization/decoration protein

Chain FC:  98%



- Molecule 7: Head stabilization/decoration protein

Chain FD:  99%



- Molecule 7: Head stabilization/decoration protein

Chain FR:  99%



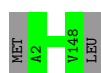
- Molecule 7: Head stabilization/decoration protein

Chain FS:  99%



- Molecule 7: Head stabilization/decoration protein

Chain FT:  99%




- Molecule 7: Head stabilization/decoration protein

Chain FU:  99%



- Molecule 7: Head stabilization/decoration protein

Chain FV:  97%



- Molecule 7: Head stabilization/decoration protein

Chain FW:  99%



- Molecule 7: Head stabilization/decoration protein

Chain FX:  99%



- Molecule 7: Head stabilization/decoration protein

Chain FY:  99%



- Molecule 7: Head stabilization/decoration protein

Chain FZ:  99%



- Molecule 7: Head stabilization/decoration protein

Chain Fa:  99%



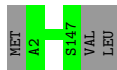
- Molecule 7: Head stabilization/decoration protein

Chain Fb:  99%



- Molecule 7: Head stabilization/decoration protein

Chain Fc:  98%



- Molecule 7: Head stabilization/decoration protein

Chain Fd: 99%



- Molecule 7: Head stabilization/decoration protein

Chain Fq: 99%



- Molecule 7: Head stabilization/decoration protein

Chain Fr:  99%



- Molecule 7: Head stabilization/decoration protein

Chain Fs:  99%




- Molecule 7: Head stabilization/decoration protein

Chain Ft:  99%



- Molecule 7: Head stabilization/decoration protein

Chain Fu:  97%



- Molecule 7: Head stabilization/decoration protein

Chain Fv:  99%



- Molecule 7: Head stabilization/decoration protein

Chain Fw:  99%



- Molecule 7: Head stabilization/decoration protein

Chain Fx:  99%



- Molecule 7: Head stabilization/decoration protein

Chain Fy:  99%



- Molecule 7: Head stabilization/decoration protein

Chain Fz:  99%



- Molecule 7: Head stabilization/decoration protein

Chain G0:  99%



- Molecule 7: Head stabilization/decoration protein

Chain G7:  99%



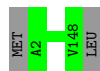
- Molecule 7: Head stabilization/decoration protein

Chain G8:  99%



- Molecule 7: Head stabilization/decoration protein

Chain G9:  99%



- Molecule 7: Head stabilization/decoration protein

Chain GG:  99%



- Molecule 7: Head stabilization/decoration protein

Chain GH:  99%



- Molecule 7: Head stabilization/decoration protein

Chain GI:  99%




- Molecule 7: Head stabilization/decoration protein

Chain GJ:  99%



- Molecule 7: Head stabilization/decoration protein

Chain GK:  97%



- Molecule 7: Head stabilization/decoration protein

Chain GL:  99%



- Molecule 7: Head stabilization/decoration protein

Chain GM:  99%



- Molecule 7: Head stabilization/decoration protein

Chain GN:  99%



- Molecule 7: Head stabilization/decoration protein

Chain GO:  99%



- Molecule 7: Head stabilization/decoration protein

Chain GP:  99%



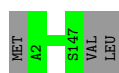
- Molecule 7: Head stabilization/decoration protein

Chain GQ:  99%



- Molecule 7: Head stabilization/decoration protein

Chain GR:  98%



- Molecule 7: Head stabilization/decoration protein

Chain GS:  99%



- Molecule 7: Head stabilization/decoration protein

Chain Gg:  99%



- Molecule 7: Head stabilization/decoration protein

Chain Gh:  99%



- Molecule 7: Head stabilization/decoration protein

Chain Gi:  99%



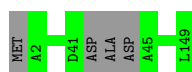
- Molecule 7: Head stabilization/decoration protein

Chain Gj:  99%



- Molecule 7: Head stabilization/decoration protein

Chain Gk:  97%



- Molecule 7: Head stabilization/decoration protein

Chain Gl:  99%



- Molecule 7: Head stabilization/decoration protein

Chain Gm:  99%



- Molecule 7: Head stabilization/decoration protein

Chain Gn:  99%



- Molecule 7: Head stabilization/decoration protein

Chain Go:  99%



- Molecule 7: Head stabilization/decoration protein

Chain Gp:  99%



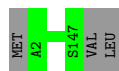
- Molecule 7: Head stabilization/decoration protein

Chain Gq:  99%



- Molecule 7: Head stabilization/decoration protein

Chain Gr:  98%




- Molecule 7: Head stabilization/decoration protein

Chain Gs:  99%



- Molecule 7: Head stabilization/decoration protein

Chain H1:  97%



- Molecule 7: Head stabilization/decoration protein

Chain H2:  99%



- Molecule 7: Head stabilization/decoration protein

Chain H3:  99%



- Molecule 7: Head stabilization/decoration protein

Chain H4:  99%



- Molecule 7: Head stabilization/decoration protein

Chain H5:  99%



- Molecule 7: Head stabilization/decoration protein

Chain H6:  99%



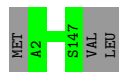
- Molecule 7: Head stabilization/decoration protein

Chain H7:  99%



- Molecule 7: Head stabilization/decoration protein

Chain H8:  98%



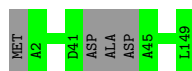
- Molecule 7: Head stabilization/decoration protein

Chain H9:  99%



- Molecule 7: Head stabilization/decoration protein

Chain HA:  97%



- Molecule 7: Head stabilization/decoration protein

Chain HB:  99%



- Molecule 7: Head stabilization/decoration protein

Chain HC:  99%



- Molecule 7: Head stabilization/decoration protein

Chain HD:  99%



- Molecule 7: Head stabilization/decoration protein

Chain HE:  99%



- Molecule 7: Head stabilization/decoration protein

Chain HF:  99%



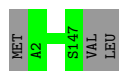
- Molecule 7: Head stabilization/decoration protein

Chain HG:  99%



- Molecule 7: Head stabilization/decoration protein

Chain HH:  98%



- Molecule 7: Head stabilization/decoration protein

Chain HI:  99%



- Molecule 7: Head stabilization/decoration protein

Chain HW:  99%



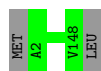
- Molecule 7: Head stabilization/decoration protein

Chain HX:  99%



- Molecule 7: Head stabilization/decoration protein

Chain HY:  99%



- Molecule 7: Head stabilization/decoration protein

Chain HZ:  99%



- Molecule 7: Head stabilization/decoration protein

Chain Ha:  97%



- Molecule 7: Head stabilization/decoration protein

Chain Hb:  99%



- Molecule 7: Head stabilization/decoration protein

Chain Hc:  99%



- Molecule 7: Head stabilization/decoration protein

Chain Hd:  99%



- Molecule 7: Head stabilization/decoration protein

Chain He:  99%



- Molecule 7: Head stabilization/decoration protein

Chain Hf:  99%



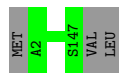
- Molecule 7: Head stabilization/decoration protein

Chain Hg:  99%



- Molecule 7: Head stabilization/decoration protein

Chain Hh:  98%



- Molecule 7: Head stabilization/decoration protein

Chain Hi:  99%



- Molecule 7: Head stabilization/decoration protein

Chain Hw:  99%



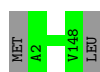
- Molecule 7: Head stabilization/decoration protein

Chain Hx:  99%



- Molecule 7: Head stabilization/decoration protein

Chain Hy:  99%



- Molecule 7: Head stabilization/decoration protein

Chain Hz:  99%



- Molecule 7: Head stabilization/decoration protein

Chain IM:  99%



- Molecule 7: Head stabilization/decoration protein

Chain IN:  99%



- Molecule 7: Head stabilization/decoration protein

Chain IO:  99%




- Molecule 7: Head stabilization/decoration protein

Chain IP:  99%



- Molecule 7: Head stabilization/decoration protein

Chain IQ:  97%



- Molecule 7: Head stabilization/decoration protein

Chain IR:  99%



- Molecule 7: Head stabilization/decoration protein

Chain IS:  99%



- Molecule 7: Head stabilization/decoration protein

Chain IT:  99%



- Molecule 7: Head stabilization/decoration protein

Chain IU:  99%



- Molecule 7: Head stabilization/decoration protein

Chain IV:  99%



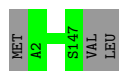
- Molecule 7: Head stabilization/decoration protein

Chain IW:  99%



- Molecule 7: Head stabilization/decoration protein

Chain IX:  98%



- Molecule 7: Head stabilization/decoration protein

Chain IY:  99%



- Molecule 7: Head stabilization/decoration protein

Chain II:  99%



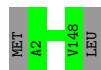
- Molecule 7: Head stabilization/decoration protein

Chain Im:  99%



- Molecule 7: Head stabilization/decoration protein

Chain In:  99%




- Molecule 7: Head stabilization/decoration protein

Chain Io:  99%



- Molecule 7: Head stabilization/decoration protein

Chain Ip:  97%



- Molecule 7: Head stabilization/decoration protein

Chain Iq:  99%



- Molecule 7: Head stabilization/decoration protein

Chain Ir:  99%



- Molecule 7: Head stabilization/decoration protein

Chain Is:  99%



- Molecule 7: Head stabilization/decoration protein

Chain It:  99%



- Molecule 7: Head stabilization/decoration protein

Chain Iu:  99%



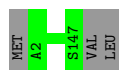
- Molecule 7: Head stabilization/decoration protein

Chain Iv:  99%



- Molecule 7: Head stabilization/decoration protein

Chain Iw:  98%



- Molecule 7: Head stabilization/decoration protein

Chain Ix:  99%



- Molecule 7: Head stabilization/decoration protein

Chain J0:  99%



- Molecule 7: Head stabilization/decoration protein

Chain J2:  99%



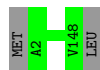
- Molecule 7: Head stabilization/decoration protein

Chain J3:  99%



- Molecule 7: Head stabilization/decoration protein

Chain J4:  99%




- Molecule 7: Head stabilization/decoration protein

Chain J5:  99%



- Molecule 7: Head stabilization/decoration protein

Chain J6:  97%



- Molecule 7: Head stabilization/decoration protein

Chain J7:  99%



- Molecule 7: Head stabilization/decoration protein

Chain J8:  99%



- Molecule 7: Head stabilization/decoration protein

Chain J9:  99%



- Molecule 7: Head stabilization/decoration protein

Chain JB:  99%



- Molecule 7: Head stabilization/decoration protein

Chain JC:  99%



- Molecule 7: Head stabilization/decoration protein

Chain JD:  99%



- Molecule 7: Head stabilization/decoration protein

Chain JE:  99%



- Molecule 7: Head stabilization/decoration protein

Chain JF:  97%



- Molecule 7: Head stabilization/decoration protein

Chain JG:  99%



- Molecule 7: Head stabilization/decoration protein

Chain JH:  99%



- Molecule 7: Head stabilization/decoration protein

Chain JI:  99%



- Molecule 7: Head stabilization/decoration protein

Chain JJ:  99%



- Molecule 7: Head stabilization/decoration protein

Chain JK:  99%



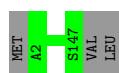
- Molecule 7: Head stabilization/decoration protein

Chain JL:  99%



- Molecule 7: Head stabilization/decoration protein

Chain JM:  98%



- Molecule 7: Head stabilization/decoration protein

Chain JN:  99%



- Molecule 7: Head stabilization/decoration protein

Chain Jb:  99%



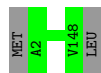
- Molecule 7: Head stabilization/decoration protein

Chain Jc:  99%



- Molecule 7: Head stabilization/decoration protein

Chain Jd:  99%




- Molecule 7: Head stabilization/decoration protein

Chain Je:  99%



- Molecule 7: Head stabilization/decoration protein

Chain Jf:  97%



- Molecule 7: Head stabilization/decoration protein

Chain Jg:  99%



- Molecule 7: Head stabilization/decoration protein

Chain Jh:  99%



- Molecule 7: Head stabilization/decoration protein

Chain Ji:  99%



- Molecule 7: Head stabilization/decoration protein

Chain Jj:  99%



- Molecule 7: Head stabilization/decoration protein

Chain Jk:  99%



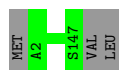
- Molecule 7: Head stabilization/decoration protein

Chain Jl:  99%



- Molecule 7: Head stabilization/decoration protein

Chain Jm:  98%



- Molecule 7: Head stabilization/decoration protein

Chain Jn:  99%



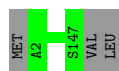
- Molecule 7: Head stabilization/decoration protein

Chain K1:  99%



- Molecule 7: Head stabilization/decoration protein

Chain K2:  98%



- Molecule 7: Head stabilization/decoration protein

Chain K3:  99%



- Molecule 7: Head stabilization/decoration protein

Chain KA:  99%



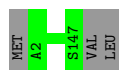
- Molecule 7: Head stabilization/decoration protein

Chain KB:  99%



- Molecule 7: Head stabilization/decoration protein

Chain KC:  98%



- Molecule 7: Head stabilization/decoration protein

Chain KD:  99%



- Molecule 7: Head stabilization/decoration protein

Chain KQ:  99%



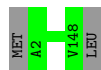
- Molecule 7: Head stabilization/decoration protein

Chain KR:  99%



- Molecule 7: Head stabilization/decoration protein

Chain KS:  99%



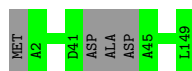
- Molecule 7: Head stabilization/decoration protein

Chain KT:  99%



- Molecule 7: Head stabilization/decoration protein

Chain KU:  97%



- Molecule 7: Head stabilization/decoration protein

Chain KV:  99%



- Molecule 7: Head stabilization/decoration protein

Chain KW:  99%



- Molecule 7: Head stabilization/decoration protein

Chain KX:  99%



- Molecule 7: Head stabilization/decoration protein

Chain KY:  99%



- Molecule 7: Head stabilization/decoration protein

Chain KZ:  99%



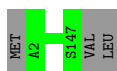
- Molecule 7: Head stabilization/decoration protein

Chain Ka:  99%



- Molecule 7: Head stabilization/decoration protein

Chain Kb:  98%



- Molecule 7: Head stabilization/decoration protein

Chain Kc:  99%



- Molecule 7: Head stabilization/decoration protein

Chain Kq:  99%



- Molecule 7: Head stabilization/decoration protein

Chain Kr:  99%



- Molecule 7: Head stabilization/decoration protein

Chain Ks:  99%




- Molecule 7: Head stabilization/decoration protein

Chain Kt:  99%



- Molecule 7: Head stabilization/decoration protein

Chain Ku:  97%



- Molecule 7: Head stabilization/decoration protein

Chain Kv:  99%



- Molecule 7: Head stabilization/decoration protein

Chain Kw:  99%



- Molecule 7: Head stabilization/decoration protein

Chain Kx:  99%



- Molecule 7: Head stabilization/decoration protein

Chain Ky:  99%



- Molecule 7: Head stabilization/decoration protein

Chain Kz:  99%



- Molecule 7: Head stabilization/decoration protein

Chain L0:  99%



- Molecule 7: Head stabilization/decoration protein

Chain L7:  99%



- Molecule 7: Head stabilization/decoration protein

Chain L8:  99%



- Molecule 7: Head stabilization/decoration protein

Chain L9:  99%



- Molecule 7: Head stabilization/decoration protein

Chain LG:  99%



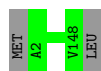
- Molecule 7: Head stabilization/decoration protein

Chain LH:  99%



- Molecule 7: Head stabilization/decoration protein

Chain LI:  99%




- Molecule 7: Head stabilization/decoration protein

Chain LJ:  99%



- Molecule 7: Head stabilization/decoration protein

Chain LK:  97%



- Molecule 7: Head stabilization/decoration protein

Chain LL:  99%



- Molecule 7: Head stabilization/decoration protein

Chain LM:  99%



- Molecule 7: Head stabilization/decoration protein

Chain LN:  99%



- Molecule 7: Head stabilization/decoration protein

Chain LO:  99%



- Molecule 7: Head stabilization/decoration protein

Chain LP:  99%



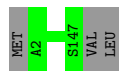
- Molecule 7: Head stabilization/decoration protein

Chain LQ:  99%



- Molecule 7: Head stabilization/decoration protein

Chain LR:  98%



- Molecule 7: Head stabilization/decoration protein

Chain LS:  99%



- Molecule 7: Head stabilization/decoration protein

Chain Lg:  99%



- Molecule 7: Head stabilization/decoration protein

Chain Lh:  99%



- Molecule 7: Head stabilization/decoration protein

Chain Li:  99%




- Molecule 7: Head stabilization/decoration protein

Chain Lj:  99%



- Molecule 7: Head stabilization/decoration protein

Chain Lk:  97%



- Molecule 7: Head stabilization/decoration protein

Chain Ll:  99%



- Molecule 7: Head stabilization/decoration protein

Chain Lm:  99%



- Molecule 7: Head stabilization/decoration protein

Chain Ln:  99%



- Molecule 7: Head stabilization/decoration protein

Chain Lo:  99%



- Molecule 7: Head stabilization/decoration protein

Chain Lp:  99%



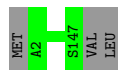
- Molecule 7: Head stabilization/decoration protein

Chain Lq:  99%



- Molecule 7: Head stabilization/decoration protein

Chain Lr:  98%



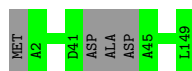
- Molecule 7: Head stabilization/decoration protein

Chain Ls:  99%



- Molecule 7: Head stabilization/decoration protein

Chain M1:  97%



- Molecule 7: Head stabilization/decoration protein

Chain M2:  99%



- Molecule 7: Head stabilization/decoration protein

Chain M3:  99%



- Molecule 7: Head stabilization/decoration protein

Chain M4:  99%



- Molecule 7: Head stabilization/decoration protein

Chain M5:  99%



- Molecule 7: Head stabilization/decoration protein

Chain M6:  99%



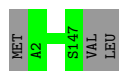
- Molecule 7: Head stabilization/decoration protein

Chain M7:  99%



- Molecule 7: Head stabilization/decoration protein

Chain M8:  98%



- Molecule 7: Head stabilization/decoration protein

Chain M9:  99%



- Molecule 7: Head stabilization/decoration protein

Chain MA:  97%



- Molecule 7: Head stabilization/decoration protein

Chain MB:  99%



- Molecule 7: Head stabilization/decoration protein

Chain MC:  99%



- Molecule 7: Head stabilization/decoration protein

Chain MD:  99%



- Molecule 7: Head stabilization/decoration protein

Chain ME:  99%



- Molecule 7: Head stabilization/decoration protein

Chain MF:  99%



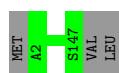
- Molecule 7: Head stabilization/decoration protein

Chain MG:  99%



- Molecule 7: Head stabilization/decoration protein

Chain MH:  98%



- Molecule 7: Head stabilization/decoration protein

Chain MI:  99%



- Molecule 7: Head stabilization/decoration protein

Chain MW:  99%



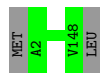
- Molecule 7: Head stabilization/decoration protein

Chain MX:  99%



- Molecule 7: Head stabilization/decoration protein

Chain MY:  99%




- Molecule 7: Head stabilization/decoration protein

Chain MZ:  99%



- Molecule 7: Head stabilization/decoration protein

Chain Ma:  97%



- Molecule 7: Head stabilization/decoration protein

Chain Mb:  99%



- Molecule 7: Head stabilization/decoration protein

Chain Mc:  99%



- Molecule 7: Head stabilization/decoration protein

Chain Md:  99%



- Molecule 7: Head stabilization/decoration protein

Chain Me:  99%



- Molecule 7: Head stabilization/decoration protein

Chain Mf:  99%



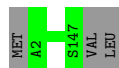
- Molecule 7: Head stabilization/decoration protein

Chain Mg:  99%



- Molecule 7: Head stabilization/decoration protein

Chain Mh:  98%



- Molecule 7: Head stabilization/decoration protein

Chain Mi:  99%



- Molecule 7: Head stabilization/decoration protein

Chain Mw:  99%



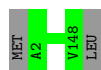
- Molecule 7: Head stabilization/decoration protein

Chain Mx:  99%



- Molecule 7: Head stabilization/decoration protein

Chain My:  99%



- Molecule 7: Head stabilization/decoration protein

Chain Mz:  99%



- Molecule 7: Head stabilization/decoration protein

Chain NM:  99%



- Molecule 7: Head stabilization/decoration protein

Chain NN:  99%



- Molecule 7: Head stabilization/decoration protein

Chain NO:  99%




- Molecule 7: Head stabilization/decoration protein

Chain NP:  99%



- Molecule 7: Head stabilization/decoration protein

Chain NQ:  97%



- Molecule 7: Head stabilization/decoration protein

Chain NR:  99%



- Molecule 7: Head stabilization/decoration protein

Chain NS:  99%



- Molecule 7: Head stabilization/decoration protein

Chain NT:  99%



- Molecule 7: Head stabilization/decoration protein

Chain NU:  99%



- Molecule 7: Head stabilization/decoration protein

Chain NV:  99%



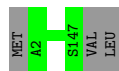
- Molecule 7: Head stabilization/decoration protein

Chain NW:  99%



- Molecule 7: Head stabilization/decoration protein

Chain NX:  98%



- Molecule 7: Head stabilization/decoration protein

Chain NY:  99%



- Molecule 7: Head stabilization/decoration protein

Chain Nm:  99%



- Molecule 7: Head stabilization/decoration protein

Chain Nn:  99%



- Molecule 7: Head stabilization/decoration protein

Chain No:  99%



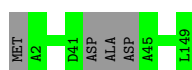
- Molecule 7: Head stabilization/decoration protein

Chain Np:  99%



- Molecule 7: Head stabilization/decoration protein

Chain Nq:  97%



- Molecule 7: Head stabilization/decoration protein

Chain Nr:  99%



- Molecule 7: Head stabilization/decoration protein

Chain Ns:  99%



- Molecule 7: Head stabilization/decoration protein

Chain Nt:  99%



- Molecule 7: Head stabilization/decoration protein

Chain Nu:  99%



- Molecule 7: Head stabilization/decoration protein

Chain Nv:  99%



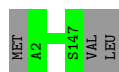
- Molecule 7: Head stabilization/decoration protein

Chain Nw:  99%



- Molecule 7: Head stabilization/decoration protein

Chain Nx:  98%



- Molecule 7: Head stabilization/decoration protein

Chain Ny:  99%



- Molecule 7: Head stabilization/decoration protein

Chain O0:  99%



- Molecule 7: Head stabilization/decoration protein

Chain O3:  99%



- Molecule 7: Head stabilization/decoration protein

Chain O4:  99%



- Molecule 7: Head stabilization/decoration protein

Chain O5:  99%




- Molecule 7: Head stabilization/decoration protein

Chain O6:  99%



- Molecule 7: Head stabilization/decoration protein

Chain O7:  97%



- Molecule 7: Head stabilization/decoration protein

Chain O8:  99%



- Molecule 7: Head stabilization/decoration protein

Chain O9:  99%



- Molecule 7: Head stabilization/decoration protein

Chain OC:  99%



- Molecule 7: Head stabilization/decoration protein

Chain OD:  99%



- Molecule 7: Head stabilization/decoration protein

Chain OE:  99%




- Molecule 7: Head stabilization/decoration protein

Chain OF:  99%



- Molecule 7: Head stabilization/decoration protein

Chain OG:  97%



- Molecule 7: Head stabilization/decoration protein

Chain OH:  99%



- Molecule 7: Head stabilization/decoration protein

Chain OI:  99%



- Molecule 7: Head stabilization/decoration protein

Chain OJ:  99%



- Molecule 7: Head stabilization/decoration protein

Chain OK:  99%



- Molecule 7: Head stabilization/decoration protein

Chain OL:  99%



- Molecule 7: Head stabilization/decoration protein

Chain OM:  99%



- Molecule 7: Head stabilization/decoration protein

Chain ON:  98%



- Molecule 7: Head stabilization/decoration protein

Chain OO:  99%



- Molecule 7: Head stabilization/decoration protein

Chain Oc:  99%



- Molecule 7: Head stabilization/decoration protein

Chain Od:  99%



- Molecule 7: Head stabilization/decoration protein

Chain Oe:  99%




- Molecule 7: Head stabilization/decoration protein

Chain Of:  99%



- Molecule 7: Head stabilization/decoration protein

Chain Og:  97%



- Molecule 7: Head stabilization/decoration protein

Chain Oh:  99%



- Molecule 7: Head stabilization/decoration protein

Chain Oi:  99%



- Molecule 7: Head stabilization/decoration protein

Chain Oj:  99%



- Molecule 7: Head stabilization/decoration protein

Chain Ok:  99%



- Molecule 7: Head stabilization/decoration protein

Chain Ol:  99%



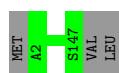
- Molecule 7: Head stabilization/decoration protein

Chain Om:  99%



- Molecule 7: Head stabilization/decoration protein

Chain On:  98%



- Molecule 7: Head stabilization/decoration protein

Chain Oo:  99%



- Molecule 7: Head stabilization/decoration protein

Chain P1:  99%



- Molecule 7: Head stabilization/decoration protein

Chain P2:  99%



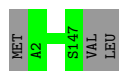
- Molecule 7: Head stabilization/decoration protein

Chain P3:  99%



- Molecule 7: Head stabilization/decoration protein

Chain P4:  98%



- Molecule 7: Head stabilization/decoration protein

Chain P5:  99%



- Molecule 7: Head stabilization/decoration protein

Chain PA:  99%



- Molecule 7: Head stabilization/decoration protein

Chain PB:  99%



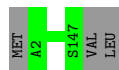
- Molecule 7: Head stabilization/decoration protein

Chain PC:  99%



- Molecule 7: Head stabilization/decoration protein

Chain PD:  98%



- Molecule 7: Head stabilization/decoration protein

Chain PE:  99%



- Molecule 7: Head stabilization/decoration protein

Chain PS:  99%



- Molecule 7: Head stabilization/decoration protein

Chain PT:  99%



- Molecule 7: Head stabilization/decoration protein

Chain PU:  99%




- Molecule 7: Head stabilization/decoration protein

Chain PV:  99%



- Molecule 7: Head stabilization/decoration protein

Chain PW:  97%



- Molecule 7: Head stabilization/decoration protein

Chain PX:  99%



- Molecule 7: Head stabilization/decoration protein

Chain PY:  99%



- Molecule 7: Head stabilization/decoration protein

Chain PZ:  99%



- Molecule 7: Head stabilization/decoration protein

Chain Pa:  99%



- Molecule 7: Head stabilization/decoration protein

Chain Pb:  99%



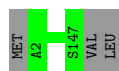
- Molecule 7: Head stabilization/decoration protein

Chain Pc:  99%



- Molecule 7: Head stabilization/decoration protein

Chain Pd:  98%



- Molecule 7: Head stabilization/decoration protein

Chain Pe:  99%



- Molecule 7: Head stabilization/decoration protein

Chain Ps:  99%



- Molecule 7: Head stabilization/decoration protein

Chain Pt:  99%



- Molecule 7: Head stabilization/decoration protein

Chain Pu:  99%




- Molecule 7: Head stabilization/decoration protein

Chain Pv:  99%



- Molecule 7: Head stabilization/decoration protein

Chain Pw:  97%



- Molecule 7: Head stabilization/decoration protein

Chain Px:  99%



- Molecule 7: Head stabilization/decoration protein

Chain Py:  99%



- Molecule 7: Head stabilization/decoration protein

Chain Pz:  99%



- Molecule 7: Head stabilization/decoration protein

Chain Q0:  99%



- Molecule 7: Head stabilization/decoration protein

Chain Q9:  99%



- Molecule 7: Head stabilization/decoration protein

Chain QI:  99%



- Molecule 7: Head stabilization/decoration protein

Chain QJ:  99%



- Molecule 7: Head stabilization/decoration protein

Chain QK:  99%




- Molecule 7: Head stabilization/decoration protein

Chain QL:  99%



- Molecule 7: Head stabilization/decoration protein

Chain QM:  97%



- Molecule 7: Head stabilization/decoration protein

Chain QN:  99%



- Molecule 7: Head stabilization/decoration protein

Chain QO:  99%



- Molecule 7: Head stabilization/decoration protein

Chain QP:  99%



- Molecule 7: Head stabilization/decoration protein

Chain QQ:  99%



- Molecule 7: Head stabilization/decoration protein

Chain QR:  99%



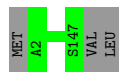
- Molecule 7: Head stabilization/decoration protein

Chain QS:  99%



- Molecule 7: Head stabilization/decoration protein

Chain QT:  98%



- Molecule 7: Head stabilization/decoration protein

Chain QU:  99%



- Molecule 7: Head stabilization/decoration protein

Chain Qi:  99%



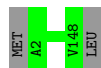
- Molecule 7: Head stabilization/decoration protein

Chain Qj:  99%



- Molecule 7: Head stabilization/decoration protein

Chain Qk:  99%




- Molecule 7: Head stabilization/decoration protein

Chain Ql:  99%



- Molecule 7: Head stabilization/decoration protein

Chain Qm:  97%



- Molecule 7: Head stabilization/decoration protein

Chain Qn:  99%



- Molecule 7: Head stabilization/decoration protein

Chain Qo:  99%



- Molecule 7: Head stabilization/decoration protein

Chain Qp:  99%



- Molecule 7: Head stabilization/decoration protein

Chain Qq:  99%



- Molecule 7: Head stabilization/decoration protein

Chain Qr:  99%



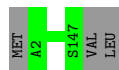
- Molecule 7: Head stabilization/decoration protein

Chain Qs:  99%



- Molecule 7: Head stabilization/decoration protein

Chain Qt:  98%



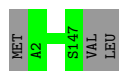
- Molecule 7: Head stabilization/decoration protein

Chain Qu: 99%



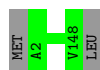
- Molecule 7: Head stabilization/decoration protein

Chain R0: 98%



- Molecule 7: Head stabilization/decoration protein

Chain R1:  99%




- Molecule 7: Head stabilization/decoration protein

Chain R2:  99%



- Molecule 7: Head stabilization/decoration protein

Chain R3:  97%



- Molecule 7: Head stabilization/decoration protein

Chain R4:  99%



- Molecule 7: Head stabilization/decoration protein

Chain R5:  99%



- Molecule 7: Head stabilization/decoration protein

Chain R6:  99%



- Molecule 7: Head stabilization/decoration protein

Chain R7:  99%



- Molecule 7: Head stabilization/decoration protein

Chain R8:  99%



- Molecule 7: Head stabilization/decoration protein

Chain R9:  99%



- Molecule 7: Head stabilization/decoration protein

Chain RA:  99%




- Molecule 7: Head stabilization/decoration protein

Chain RB:  99%



- Molecule 7: Head stabilization/decoration protein

Chain RC:  97%



- Molecule 7: Head stabilization/decoration protein

Chain RD:  99%



- Molecule 7: Head stabilization/decoration protein

Chain RE:  99%



- Molecule 7: Head stabilization/decoration protein

Chain RF:  99%



- Molecule 7: Head stabilization/decoration protein

Chain RG:  99%



- Molecule 7: Head stabilization/decoration protein

Chain RH:  99%



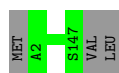
- Molecule 7: Head stabilization/decoration protein

Chain RI:  99%



- Molecule 7: Head stabilization/decoration protein

Chain RJ:  98%



- Molecule 7: Head stabilization/decoration protein

Chain RK:  99%



- Molecule 7: Head stabilization/decoration protein

Chain RY:  99%



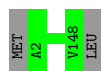
- Molecule 7: Head stabilization/decoration protein

Chain RZ:  99%



- Molecule 7: Head stabilization/decoration protein

Chain Ra:  99%



- Molecule 7: Head stabilization/decoration protein

Chain Rb:  99%



- Molecule 7: Head stabilization/decoration protein

Chain Rc:  97%



- Molecule 7: Head stabilization/decoration protein

Chain Rd:  99%



- Molecule 7: Head stabilization/decoration protein

Chain Re:  99%



- Molecule 7: Head stabilization/decoration protein

Chain Rf:  99%



- Molecule 7: Head stabilization/decoration protein

Chain Rg:  99%



- Molecule 7: Head stabilization/decoration protein

Chain Rh:  99%



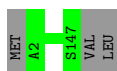
- Molecule 7: Head stabilization/decoration protein

Chain Ri:  99%



- Molecule 7: Head stabilization/decoration protein

Chain Rj:  98%



- Molecule 7: Head stabilization/decoration protein

Chain Rk:  99%



- Molecule 7: Head stabilization/decoration protein

Chain Ry:  99%



- Molecule 7: Head stabilization/decoration protein

Chain Rz:  99%



- Molecule 7: Head stabilization/decoration protein

Chain S1:  99%



- Molecule 7: Head stabilization/decoration protein

Chain SA:  99%



- Molecule 7: Head stabilization/decoration protein

Chain SO:  99%



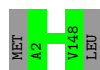
- Molecule 7: Head stabilization/decoration protein

Chain SP:  99%



- Molecule 7: Head stabilization/decoration protein

Chain SQ:  99%



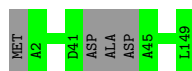
- Molecule 7: Head stabilization/decoration protein

Chain SR:  99%



- Molecule 7: Head stabilization/decoration protein

Chain SS:  97%



- Molecule 7: Head stabilization/decoration protein

Chain ST:  99%



- Molecule 7: Head stabilization/decoration protein

Chain SU:  99%



- Molecule 7: Head stabilization/decoration protein

Chain SV:  99%



- Molecule 7: Head stabilization/decoration protein

Chain SW:  99%



- Molecule 7: Head stabilization/decoration protein

Chain SX:  99%



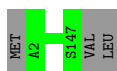
- Molecule 7: Head stabilization/decoration protein

Chain SY:  99%



- Molecule 7: Head stabilization/decoration protein

Chain SZ:  98%



- Molecule 7: Head stabilization/decoration protein

Chain Sa:  99%



- Molecule 7: Head stabilization/decoration protein

Chain So:  99%



- Molecule 7: Head stabilization/decoration protein

Chain Sp:  99%



- Molecule 7: Head stabilization/decoration protein

Chain Sq:  99%




- Molecule 7: Head stabilization/decoration protein

Chain Sr:  99%



- Molecule 7: Head stabilization/decoration protein

Chain Ss:  97%



- Molecule 7: Head stabilization/decoration protein

Chain St:  99%



- Molecule 7: Head stabilization/decoration protein

Chain Su:  99%



- Molecule 7: Head stabilization/decoration protein

Chain Sv:  99%



- Molecule 7: Head stabilization/decoration protein

Chain Sw:  99%



- Molecule 7: Head stabilization/decoration protein

Chain Sx:  99%



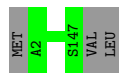
- Molecule 7: Head stabilization/decoration protein

Chain Sy:  99%



- Molecule 7: Head stabilization/decoration protein

Chain Sz:  98%



- Molecule 7: Head stabilization/decoration protein

Chain T0:  99%



- Molecule 7: Head stabilization/decoration protein

Chain T5:  99% .



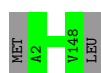
- Molecule 7: Head stabilization/decoration protein

Chain T6:  99% .



- Molecule 7: Head stabilization/decoration protein

Chain T7:  99% .




- Molecule 7: Head stabilization/decoration protein

Chain T8:  99% .



- Molecule 7: Head stabilization/decoration protein

Chain T9:  97% .



- Molecule 7: Head stabilization/decoration protein

Chain TE:  99% .



- Molecule 7: Head stabilization/decoration protein

Chain TF:  99% .



- Molecule 7: Head stabilization/decoration protein

Chain TG:  99%




- Molecule 7: Head stabilization/decoration protein

Chain TH:  99%



- Molecule 7: Head stabilization/decoration protein

Chain TI:  97%



- Molecule 7: Head stabilization/decoration protein

Chain TJ:  99%



- Molecule 7: Head stabilization/decoration protein

Chain TK:  99%



- Molecule 7: Head stabilization/decoration protein

Chain TL:  99%



- Molecule 7: Head stabilization/decoration protein

Chain TM:  99%



- Molecule 7: Head stabilization/decoration protein

Chain TN:  99%



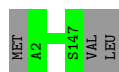
- Molecule 7: Head stabilization/decoration protein

Chain TO:  99%



- Molecule 7: Head stabilization/decoration protein

Chain TP:  98%



- Molecule 7: Head stabilization/decoration protein

Chain TQ:  99%



- Molecule 7: Head stabilization/decoration protein

Chain Te:  99%



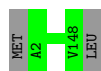
- Molecule 7: Head stabilization/decoration protein

Chain Tf:  99%



- Molecule 7: Head stabilization/decoration protein

Chain Tg:  99%



- Molecule 7: Head stabilization/decoration protein

Chain Th:  99%



- Molecule 7: Head stabilization/decoration protein

Chain Ti:  97%



- Molecule 7: Head stabilization/decoration protein

Chain Tj:  99%



- Molecule 7: Head stabilization/decoration protein

Chain Tk:  99%



- Molecule 7: Head stabilization/decoration protein

Chain Tl:  99%



- Molecule 7: Head stabilization/decoration protein

Chain Tm:  99%



- Molecule 7: Head stabilization/decoration protein

Chain Tn:  99%



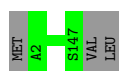
- Molecule 7: Head stabilization/decoration protein

Chain To:  99%



- Molecule 7: Head stabilization/decoration protein

Chain Tp:  98%



- Molecule 7: Head stabilization/decoration protein

Chain Tq:  99%



- Molecule 7: Head stabilization/decoration protein

Chain U1:  99%



- Molecule 7: Head stabilization/decoration protein

Chain U2:  99%



- Molecule 7: Head stabilization/decoration protein

Chain U3:  99%



- Molecule 7: Head stabilization/decoration protein

Chain U4:  99%



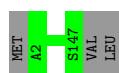
- Molecule 7: Head stabilization/decoration protein

Chain U5:  99%



- Molecule 7: Head stabilization/decoration protein

Chain U6:  98%



- Molecule 7: Head stabilization/decoration protein

Chain U7:  99%



- Molecule 7: Head stabilization/decoration protein

Chain UA:  99%



- Molecule 7: Head stabilization/decoration protein

Chain UB:  99%



- Molecule 7: Head stabilization/decoration protein

Chain UC: 99%



- Molecule 7: Head stabilization/decoration protein

Chain UD: 99%



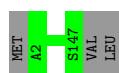
- Molecule 7: Head stabilization/decoration protein

Chain UE:  99%



- Molecule 7: Head stabilization/decoration protein

Chain UF:  98%



- Molecule 7: Head stabilization/decoration protein

Chain UG:  99%



- Molecule 7: Head stabilization/decoration protein

Chain UU:  99%



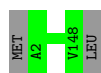
- Molecule 7: Head stabilization/decoration protein

Chain UV:  99%



- Molecule 7: Head stabilization/decoration protein

Chain UW:  99%




- Molecule 7: Head stabilization/decoration protein

Chain UX:  99%



- Molecule 7: Head stabilization/decoration protein

Chain UY:  97%



- Molecule 7: Head stabilization/decoration protein

Chain UZ:  99%



- Molecule 7: Head stabilization/decoration protein

Chain Ua:  99%



- Molecule 7: Head stabilization/decoration protein

Chain Ub:  99%



- Molecule 7: Head stabilization/decoration protein

Chain Uc:  99%



- Molecule 7: Head stabilization/decoration protein

Chain Ud:  99%



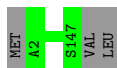
- Molecule 7: Head stabilization/decoration protein

Chain Ue:  99%



- Molecule 7: Head stabilization/decoration protein

Chain Uf:  98%



- Molecule 7: Head stabilization/decoration protein

Chain Ug:  99%



- Molecule 7: Head stabilization/decoration protein

Chain Uu:  99%



- Molecule 7: Head stabilization/decoration protein

Chain Uv:  99%



- Molecule 7: Head stabilization/decoration protein

Chain Uw:  99%



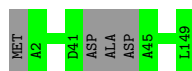
- Molecule 7: Head stabilization/decoration protein

Chain Ux:  99%



- Molecule 7: Head stabilization/decoration protein

Chain Uy:  97%



- Molecule 7: Head stabilization/decoration protein

Chain Uz:  99%



- Molecule 7: Head stabilization/decoration protein

Chain V0:  99%



- Molecule 7: Head stabilization/decoration protein

Chain VK:  99%



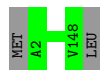
- Molecule 7: Head stabilization/decoration protein

Chain VL:  99%



- Molecule 7: Head stabilization/decoration protein

Chain VM:  99%



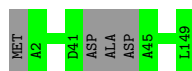
- Molecule 7: Head stabilization/decoration protein

Chain VN:  99%



- Molecule 7: Head stabilization/decoration protein

Chain VO:  97%



- Molecule 7: Head stabilization/decoration protein

Chain VP:  99%



- Molecule 7: Head stabilization/decoration protein

Chain VQ:  99%



- Molecule 7: Head stabilization/decoration protein

Chain VR:  99%



- Molecule 7: Head stabilization/decoration protein

Chain VS:  99%



- Molecule 7: Head stabilization/decoration protein

Chain VT:  99%



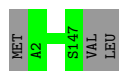
- Molecule 7: Head stabilization/decoration protein

Chain VU:  99%



- Molecule 7: Head stabilization/decoration protein

Chain VV:  98%



- Molecule 7: Head stabilization/decoration protein

Chain VW: 99%



- Molecule 7: Head stabilization/decoration protein

Chain Vk: 99%



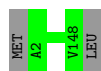
- Molecule 7: Head stabilization/decoration protein

Chain Vl: 99%



- Molecule 7: Head stabilization/decoration protein

Chain Vm: 99%



- Molecule 7: Head stabilization/decoration protein

Chain Vn: 99%



- Molecule 7: Head stabilization/decoration protein

Chain Vo: 97%



- Molecule 7: Head stabilization/decoration protein

Chain Vp: 99%



- Molecule 7: Head stabilization/decoration protein

Chain Vq:  99%



- Molecule 7: Head stabilization/decoration protein

Chain Vr:  99%



- Molecule 7: Head stabilization/decoration protein

Chain Vs:  99%



- Molecule 7: Head stabilization/decoration protein

Chain Vt:  99%



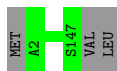
- Molecule 7: Head stabilization/decoration protein

Chain Vu:  99%



- Molecule 7: Head stabilization/decoration protein

Chain Vv:  98%



- Molecule 7: Head stabilization/decoration protein

Chain Vw:  99%



- Molecule 7: Head stabilization/decoration protein

Chain W0:  99%



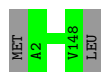
- Molecule 7: Head stabilization/decoration protein

Chain W1:  99%



- Molecule 7: Head stabilization/decoration protein

Chain W2:  99%




- Molecule 7: Head stabilization/decoration protein

Chain W3:  99%



- Molecule 7: Head stabilization/decoration protein

Chain W4:  97%



- Molecule 7: Head stabilization/decoration protein

Chain W5:  99%



- Molecule 7: Head stabilization/decoration protein

Chain W6:  99%



- Molecule 7: Head stabilization/decoration protein

Chain W7:  99%



- Molecule 7: Head stabilization/decoration protein

Chain W8:  99%



- Molecule 7: Head stabilization/decoration protein

Chain W9:  99%



- Molecule 7: Head stabilization/decoration protein

Chain WA:  99%



- Molecule 7: Head stabilization/decoration protein

Chain WB:  99%



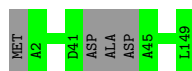
- Molecule 7: Head stabilization/decoration protein

Chain WC:  99%



- Molecule 7: Head stabilization/decoration protein

Chain WD:  97%



- Molecule 7: Head stabilization/decoration protein

Chain WE:  99%



- Molecule 7: Head stabilization/decoration protein

Chain WF:  99%



- Molecule 7: Head stabilization/decoration protein

Chain WG:  99%



- Molecule 7: Head stabilization/decoration protein

Chain WH:  99%



- Molecule 7: Head stabilization/decoration protein

Chain WI:  99%



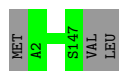
- Molecule 7: Head stabilization/decoration protein

Chain WJ:  99%



- Molecule 7: Head stabilization/decoration protein

Chain WK:  98%



- Molecule 7: Head stabilization/decoration protein

Chain WL:  99%



- Molecule 7: Head stabilization/decoration protein

Chain WZ:  99%



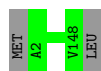
- Molecule 7: Head stabilization/decoration protein

Chain Wa:  99%



- Molecule 7: Head stabilization/decoration protein

Chain Wb:  99%



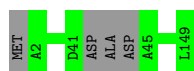
- Molecule 7: Head stabilization/decoration protein

Chain Wc:  99%



- Molecule 7: Head stabilization/decoration protein

Chain Wd:  97%



- Molecule 7: Head stabilization/decoration protein

Chain We:  99%



- Molecule 7: Head stabilization/decoration protein

Chain Wf:  99%



- Molecule 7: Head stabilization/decoration protein

Chain Wg:  99%



- Molecule 7: Head stabilization/decoration protein

Chain Wh:  99%



- Molecule 7: Head stabilization/decoration protein

Chain Wi:  99%



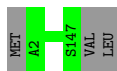
- Molecule 7: Head stabilization/decoration protein

Chain Wj:  99%



- Molecule 7: Head stabilization/decoration protein

Chain Wk:  98%



- Molecule 7: Head stabilization/decoration protein

Chain Wl:  99%



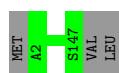
- Molecule 7: Head stabilization/decoration protein

Chain Wz:  99%



- Molecule 7: Head stabilization/decoration protein

Chain X1:  98%



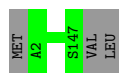
- Molecule 7: Head stabilization/decoration protein

Chain X2:  99%



- Molecule 7: Head stabilization/decoration protein

Chain XA:  98%



- Molecule 7: Head stabilization/decoration protein

Chain XB:  99%



- Molecule 7: Head stabilization/decoration protein

Chain XP:  99%



- Molecule 7: Head stabilization/decoration protein

Chain XQ:  99%



- Molecule 7: Head stabilization/decoration protein

Chain XR:  99%




- Molecule 7: Head stabilization/decoration protein

Chain XS:  99%



- Molecule 7: Head stabilization/decoration protein

Chain XT:  97%



- Molecule 7: Head stabilization/decoration protein

Chain XU:  99%



- Molecule 7: Head stabilization/decoration protein

Chain XV:  99%



- Molecule 7: Head stabilization/decoration protein

Chain XW:  99%



- Molecule 7: Head stabilization/decoration protein

Chain XX:  99%



- Molecule 7: Head stabilization/decoration protein

Chain XY:  99%



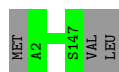
- Molecule 7: Head stabilization/decoration protein

Chain XZ:  99%



- Molecule 7: Head stabilization/decoration protein

Chain Xa:  98%



- Molecule 7: Head stabilization/decoration protein

Chain Xb:  99%



- Molecule 7: Head stabilization/decoration protein

Chain Xp:  99%



- Molecule 7: Head stabilization/decoration protein

Chain Xq:  99%



- Molecule 7: Head stabilization/decoration protein

Chain Xr:  99%




- Molecule 7: Head stabilization/decoration protein

Chain Xs:  99%



- Molecule 7: Head stabilization/decoration protein

Chain Xt:  97%



- Molecule 7: Head stabilization/decoration protein

Chain Xu:  99%



- Molecule 7: Head stabilization/decoration protein

Chain Xv:  99%



- Molecule 7: Head stabilization/decoration protein

Chain Xw:  99%



- Molecule 7: Head stabilization/decoration protein

Chain Xx:  99%



- Molecule 7: Head stabilization/decoration protein

Chain Xy:  99%




- Molecule 7: Head stabilization/decoration protein

Chain Xz:  99%



- Molecule 7: Head stabilization/decoration protein

Chain Y0:  97%



- Molecule 7: Head stabilization/decoration protein

Chain Y6:  99%



- Molecule 7: Head stabilization/decoration protein

Chain Y7:  99%



- Molecule 7: Head stabilization/decoration protein

Chain Y8:  99%



- Molecule 7: Head stabilization/decoration protein

Chain Y9:  99%



- Molecule 7: Head stabilization/decoration protein

Chain YF:  99%



- Molecule 7: Head stabilization/decoration protein

Chain YG:  99%



- Molecule 7: Head stabilization/decoration protein

Chain YH:  99%




- Molecule 7: Head stabilization/decoration protein

Chain YI:  99%



- Molecule 7: Head stabilization/decoration protein

Chain YJ:  97%



- Molecule 7: Head stabilization/decoration protein

Chain YK:  99%



- Molecule 7: Head stabilization/decoration protein

Chain YL:  99%



- Molecule 7: Head stabilization/decoration protein

Chain YM:  99%



- Molecule 7: Head stabilization/decoration protein

Chain YN:  99%



- Molecule 7: Head stabilization/decoration protein

Chain YO:  99%



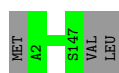
- Molecule 7: Head stabilization/decoration protein

Chain YP:  99%



- Molecule 7: Head stabilization/decoration protein

Chain YQ:  98%



- Molecule 7: Head stabilization/decoration protein

Chain YR:  99%



- Molecule 7: Head stabilization/decoration protein

Chain Yf:  99%



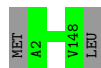
- Molecule 7: Head stabilization/decoration protein

Chain Yg:  99%



- Molecule 7: Head stabilization/decoration protein

Chain Yh:  99%



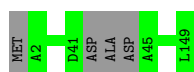
- Molecule 7: Head stabilization/decoration protein

Chain Yi:  99%



- Molecule 7: Head stabilization/decoration protein

Chain Yj:  97%



- Molecule 7: Head stabilization/decoration protein

Chain Yk:  99%



- Molecule 7: Head stabilization/decoration protein

Chain Yl:  99%



- Molecule 7: Head stabilization/decoration protein

Chain Ym:  99%



- Molecule 7: Head stabilization/decoration protein

Chain Yn:  99%



- Molecule 7: Head stabilization/decoration protein

Chain Yo:  99%



- Molecule 7: Head stabilization/decoration protein

Chain Yp:  99%



- Molecule 7: Head stabilization/decoration protein

Chain Yq:  98%



- Molecule 7: Head stabilization/decoration protein

Chain Yr:  99%



- Molecule 7: Head stabilization/decoration protein

Chain Z1:  99%



- Molecule 7: Head stabilization/decoration protein

Chain Z2:  99%



- Molecule 7: Head stabilization/decoration protein

Chain Z3:  99%



- Molecule 7: Head stabilization/decoration protein

Chain Z4:  99%



- Molecule 7: Head stabilization/decoration protein

Chain Z5:  99%



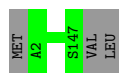
- Molecule 7: Head stabilization/decoration protein

Chain Z6:  99%



- Molecule 7: Head stabilization/decoration protein

Chain Z7:  98%



- Molecule 7: Head stabilization/decoration protein

Chain Z8:  99%



- Molecule 7: Head stabilization/decoration protein

Chain ZA:  99%



- Molecule 7: Head stabilization/decoration protein

Chain ZB:  99%



- Molecule 7: Head stabilization/decoration protein

Chain ZC:  99%



- Molecule 7: Head stabilization/decoration protein

Chain ZD:  99%



- Molecule 7: Head stabilization/decoration protein

Chain ZE:  99%



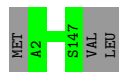
- Molecule 7: Head stabilization/decoration protein

Chain ZF:  99%



- Molecule 7: Head stabilization/decoration protein

Chain ZG:  98%



- Molecule 7: Head stabilization/decoration protein

Chain ZH:  99%



- Molecule 7: Head stabilization/decoration protein

Chain ZV:  99%



- Molecule 7: Head stabilization/decoration protein

Chain ZW:  99%



- Molecule 7: Head stabilization/decoration protein

Chain ZX:  99%




- Molecule 7: Head stabilization/decoration protein

Chain ZY:  99%



- Molecule 7: Head stabilization/decoration protein

Chain ZZ:  97%



- Molecule 7: Head stabilization/decoration protein

Chain Za:  99%



- Molecule 7: Head stabilization/decoration protein

Chain Zb:  99%



- Molecule 7: Head stabilization/decoration protein

Chain Zc:  99%



- Molecule 7: Head stabilization/decoration protein

Chain Zd:  99%



- Molecule 7: Head stabilization/decoration protein

Chain Ze:  99%



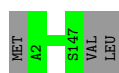
- Molecule 7: Head stabilization/decoration protein

Chain Zf:  99%



- Molecule 7: Head stabilization/decoration protein

Chain Zg:  98%



- Molecule 7: Head stabilization/decoration protein

Chain Zh:  99%



- Molecule 7: Head stabilization/decoration protein

Chain Zv:  99%



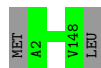
- Molecule 7: Head stabilization/decoration protein

Chain Zw:  99%



- Molecule 7: Head stabilization/decoration protein

Chain Zx:  99%



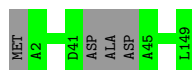
- Molecule 7: Head stabilization/decoration protein

Chain Zy:  99%



- Molecule 7: Head stabilization/decoration protein

Chain Zz:  97%



- Molecule 7: Head stabilization/decoration protein

Chain aL:  99%



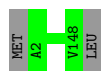
- Molecule 7: Head stabilization/decoration protein

Chain aM:  99%



- Molecule 7: Head stabilization/decoration protein

Chain aN:  99%




- Molecule 7: Head stabilization/decoration protein

Chain aO:  99%



- Molecule 7: Head stabilization/decoration protein

Chain aP:  97%



- Molecule 7: Head stabilization/decoration protein

Chain aQ:  99%



- Molecule 7: Head stabilization/decoration protein

Chain aR:  99%



- Molecule 7: Head stabilization/decoration protein

Chain aS:  99%



- Molecule 7: Head stabilization/decoration protein

Chain aT:  99%



- Molecule 7: Head stabilization/decoration protein

Chain aU:  99%



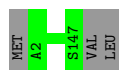
- Molecule 7: Head stabilization/decoration protein

Chain aV:  99%



- Molecule 7: Head stabilization/decoration protein

Chain aW:  98%



- Molecule 7: Head stabilization/decoration protein

Chain aX:  99%



- Molecule 7: Head stabilization/decoration protein

Chain ak:  99%



- Molecule 7: Head stabilization/decoration protein

Chain al:  99%



- Molecule 7: Head stabilization/decoration protein

Chain am:  99%



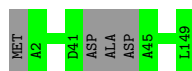
- Molecule 7: Head stabilization/decoration protein

Chain an:  99%



- Molecule 7: Head stabilization/decoration protein

Chain ao:  97%



- Molecule 7: Head stabilization/decoration protein

Chain ap:  99%



- Molecule 7: Head stabilization/decoration protein

Chain aq:  99%



- Molecule 7: Head stabilization/decoration protein

Chain ar:  99%



- Molecule 7: Head stabilization/decoration protein

Chain as:  99%



- Molecule 7: Head stabilization/decoration protein

Chain at:  99%



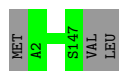
- Molecule 7: Head stabilization/decoration protein

Chain au:  99%



- Molecule 7: Head stabilization/decoration protein

Chain av:  98%



- Molecule 7: Head stabilization/decoration protein

Chain aw:  99%



- Molecule 7: Head stabilization/decoration protein

Chain b0:  99%



- Molecule 7: Head stabilization/decoration protein

Chain b1:  99%



- Molecule 7: Head stabilization/decoration protein

Chain b2:  99%



- Molecule 7: Head stabilization/decoration protein

Chain b3:  99%




- Molecule 7: Head stabilization/decoration protein

Chain b4:  99%



- Molecule 7: Head stabilization/decoration protein

Chain b5:  97%



- Molecule 7: Head stabilization/decoration protein

Chain b6:  99%



- Molecule 7: Head stabilization/decoration protein

Chain b7:  99%



- Molecule 7: Head stabilization/decoration protein

Chain b8:  99%



- Molecule 7: Head stabilization/decoration protein

Chain b9:  99%



- Molecule 7: Head stabilization/decoration protein

Chain bA:  99%



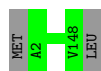
- Molecule 7: Head stabilization/decoration protein

Chain bB:  99%



- Molecule 7: Head stabilization/decoration protein

Chain bC:  99%




- Molecule 7: Head stabilization/decoration protein

Chain bD:  99%



- Molecule 7: Head stabilization/decoration protein

Chain bE:  97%



- Molecule 7: Head stabilization/decoration protein

Chain bF:  99%



- Molecule 7: Head stabilization/decoration protein

Chain bG:  99%



- Molecule 7: Head stabilization/decoration protein

Chain bH:  99%



- Molecule 7: Head stabilization/decoration protein

Chain bI:  99%



- Molecule 7: Head stabilization/decoration protein

Chain bJ:  99%



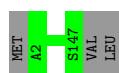
- Molecule 7: Head stabilization/decoration protein

Chain bK:  99%



- Molecule 7: Head stabilization/decoration protein

Chain bL:  98%



- Molecule 7: Head stabilization/decoration protein

Chain bM:  99%



- Molecule 7: Head stabilization/decoration protein

Chain ba:  99%



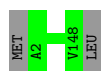
- Molecule 7: Head stabilization/decoration protein

Chain bb:  99%



- Molecule 7: Head stabilization/decoration protein

Chain bc:  99%




- Molecule 7: Head stabilization/decoration protein

Chain bd:  99%



- Molecule 7: Head stabilization/decoration protein

Chain be:  97%



- Molecule 7: Head stabilization/decoration protein

Chain bf:  99%



- Molecule 7: Head stabilization/decoration protein

Chain bg:  99%



- Molecule 7: Head stabilization/decoration protein

Chain bh:  99%



- Molecule 7: Head stabilization/decoration protein

Chain bi:  99%



- Molecule 7: Head stabilization/decoration protein

Chain bj:  99%



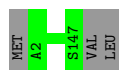
- Molecule 7: Head stabilization/decoration protein

Chain bk:  99%



- Molecule 7: Head stabilization/decoration protein

Chain bl:  98%



- Molecule 7: Head stabilization/decoration protein

Chain bm:  99%



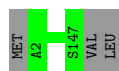
- Molecule 7: Head stabilization/decoration protein

Chain c1:  99%



- Molecule 7: Head stabilization/decoration protein

Chain c2:  98%



- Molecule 7: Head stabilization/decoration protein

Chain c3:  99%



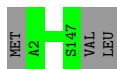
- Molecule 7: Head stabilization/decoration protein

Chain cA:  99%



- Molecule 7: Head stabilization/decoration protein

Chain cB:  98%



- Molecule 7: Head stabilization/decoration protein

Chain cC:  99%



- Molecule 7: Head stabilization/decoration protein

Chain cQ:  99%



- Molecule 7: Head stabilization/decoration protein

Chain cR:  99%



- Molecule 7: Head stabilization/decoration protein

Chain cS:  99%




- Molecule 7: Head stabilization/decoration protein

Chain cT:  99%



- Molecule 7: Head stabilization/decoration protein

Chain cU:  97%



- Molecule 7: Head stabilization/decoration protein

Chain cV:  99%



- Molecule 7: Head stabilization/decoration protein

Chain cW:  99%



- Molecule 7: Head stabilization/decoration protein

Chain cX:  99%



- Molecule 7: Head stabilization/decoration protein

Chain cY:  99%



- Molecule 7: Head stabilization/decoration protein

Chain cZ:  99%



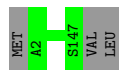
- Molecule 7: Head stabilization/decoration protein

Chain ca:  99%



- Molecule 7: Head stabilization/decoration protein

Chain cb:  98%



- Molecule 7: Head stabilization/decoration protein

Chain cc:  99%



- Molecule 7: Head stabilization/decoration protein

Chain cq:  99% .



- Molecule 7: Head stabilization/decoration protein

Chain cr:  99% .



- Molecule 7: Head stabilization/decoration protein

Chain cs:  99% .



- Molecule 7: Head stabilization/decoration protein

Chain ct:  99% .



- Molecule 7: Head stabilization/decoration protein

Chain cu:  97% .



- Molecule 7: Head stabilization/decoration protein

Chain cv:  99% .



- Molecule 7: Head stabilization/decoration protein

Chain cw:  99% .



- Molecule 7: Head stabilization/decoration protein

Chain cx: 99%



- Molecule 7: Head stabilization/decoration protein

Chain cy: 99%



- Molecule 7: Head stabilization/decoration protein

Chain cz: 99%



- Molecule 7: Head stabilization/decoration protein

Chain dG: 99%



- Molecule 7: Head stabilization/decoration protein

Chain dH: 99%



- Molecule 7: Head stabilization/decoration protein

Chain dI: 99%




- Molecule 7: Head stabilization/decoration protein

Chain dJ: 99%



- Molecule 7: Head stabilization/decoration protein

Chain dK:  97%



- Molecule 7: Head stabilization/decoration protein

Chain dL:  99%



- Molecule 7: Head stabilization/decoration protein

Chain dM:  99%



- Molecule 7: Head stabilization/decoration protein

Chain dN:  99%



- Molecule 7: Head stabilization/decoration protein

Chain dO:  99%



- Molecule 7: Head stabilization/decoration protein

Chain dP:  99%



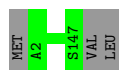
- Molecule 7: Head stabilization/decoration protein

Chain dQ:  99%



- Molecule 7: Head stabilization/decoration protein

Chain dR:  98%



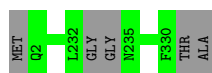
- Molecule 7: Head stabilization/decoration protein

Chain dS:  99%



- Molecule 8: Major capsid protein

Chain E1:  98%



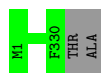
- Molecule 8: Major capsid protein

Chain EO:  100%



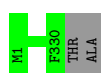
- Molecule 8: Major capsid protein

Chain EP:  99%



- Molecule 8: Major capsid protein

Chain EQ:  99%



- Molecule 8: Major capsid protein

Chain ER:  100%



- Molecule 8: Major capsid protein

Chain ES:  99% .



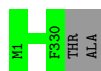
- Molecule 8: Major capsid protein

Chain ET:  99% .



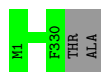
- Molecule 8: Major capsid protein

Chain EU:  99% .



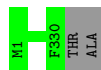
- Molecule 8: Major capsid protein

Chain EV:  99% .



- Molecule 8: Major capsid protein

Chain EW:  99% .



- Molecule 8: Major capsid protein

Chain EX:  100% .



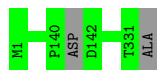
- Molecule 8: Major capsid protein

Chain EY:  99% .

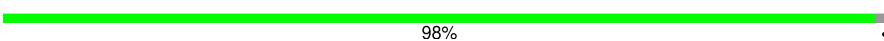


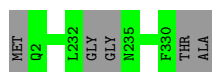
- Molecule 8: Major capsid protein

Chain EZ:  99%



- Molecule 8: Major capsid protein

Chain Ea:  98%



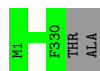
- Molecule 8: Major capsid protein

Chain Eo:  100%



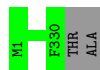
- Molecule 8: Major capsid protein

Chain Ep:  99%



- Molecule 8: Major capsid protein

Chain Eq:  99%



- Molecule 8: Major capsid protein

Chain Er:  100%



- Molecule 8: Major capsid protein

Chain Es:  99%



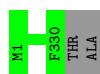
- Molecule 8: Major capsid protein

Chain Et:  99%




- Molecule 8: Major capsid protein

Chain Eu:  99%



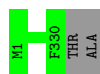
- Molecule 8: Major capsid protein

Chain Ev:  99%



- Molecule 8: Major capsid protein

Chain Ew:  99%



- Molecule 8: Major capsid protein

Chain Ex:  100%



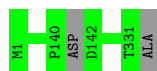
- Molecule 8: Major capsid protein

Chain Ey:  99%



- Molecule 8: Major capsid protein

Chain Ez:  99%



- Molecule 8: Major capsid protein

Chain F0:  99%



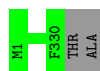
- Molecule 8: Major capsid protein

Chain F4:  100%



- Molecule 8: Major capsid protein

Chain F5:  99%



- Molecule 8: Major capsid protein

Chain F6:  99%



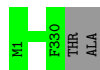
- Molecule 8: Major capsid protein

Chain F7:  100%



- Molecule 8: Major capsid protein

Chain F8:  99%



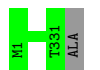
- Molecule 8: Major capsid protein

Chain F9:  99%



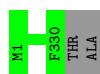
- Molecule 8: Major capsid protein

Chain FE:  100%




- Molecule 8: Major capsid protein

Chain FF:  99%



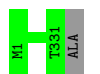
- Molecule 8: Major capsid protein

Chain FG:  99%



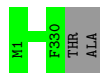
- Molecule 8: Major capsid protein

Chain FH:  100%



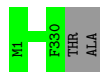
- Molecule 8: Major capsid protein

Chain FI:  99%



- Molecule 8: Major capsid protein

Chain FJ:  99%



- Molecule 8: Major capsid protein

Chain FK:  99%



- Molecule 8: Major capsid protein

Chain FL:  99%



- Molecule 8: Major capsid protein

Chain FM:  99%



- Molecule 8: Major capsid protein

Chain FN:  100%



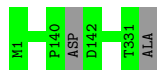
- Molecule 8: Major capsid protein

Chain FO:  99%



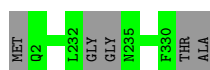
- Molecule 8: Major capsid protein

Chain FP:  99%



- Molecule 8: Major capsid protein

Chain FQ:  98%



- Molecule 8: Major capsid protein

Chain Fe:  100%



- Molecule 8: Major capsid protein

Chain Ff:  99%



- Molecule 8: Major capsid protein

Chain Fg:  99%



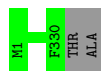
- Molecule 8: Major capsid protein

Chain Fh:  100%




- Molecule 8: Major capsid protein

Chain Fi:  99%



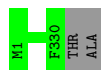
- Molecule 8: Major capsid protein

Chain Fj:  99%



- Molecule 8: Major capsid protein

Chain Fk:  99%



- Molecule 8: Major capsid protein

Chain Fl:  99%

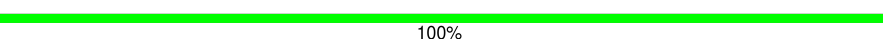


- Molecule 8: Major capsid protein

Chain Fm:  99%



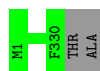
- Molecule 8: Major capsid protein

Chain Fn:  100%



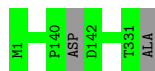
- Molecule 8: Major capsid protein

Chain Fo:  99%



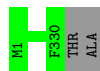
- Molecule 8: Major capsid protein

Chain Fp:  99%



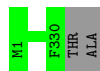
- Molecule 8: Major capsid protein

Chain G1:  99%



- Molecule 8: Major capsid protein

Chain G2:  99%



- Molecule 8: Major capsid protein

Chain G3:  100%



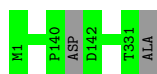
- Molecule 8: Major capsid protein

Chain G4:  99%



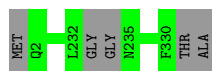
- Molecule 8: Major capsid protein

Chain G5:  99%



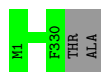
- Molecule 8: Major capsid protein

Chain G6:  98%



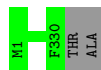
- Molecule 8: Major capsid protein

Chain GA:  99%



- Molecule 8: Major capsid protein

Chain GB:  99%



- Molecule 8: Major capsid protein

Chain GC:  100%



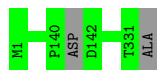
- Molecule 8: Major capsid protein

Chain GD:  99%



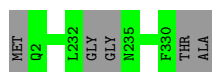
- Molecule 8: Major capsid protein

Chain GE:  99%



- Molecule 8: Major capsid protein

Chain GF:  98%



- Molecule 8: Major capsid protein

Chain GT:  100%



- Molecule 8: Major capsid protein

Chain GU:  99%



- Molecule 8: Major capsid protein

Chain GV:  99%



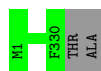
- Molecule 8: Major capsid protein

Chain GW:  100%



- Molecule 8: Major capsid protein

Chain GX:  99%



- Molecule 8: Major capsid protein

Chain GY:  99%



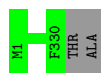
- Molecule 8: Major capsid protein

Chain GZ:  99%



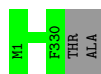
- Molecule 8: Major capsid protein

Chain Ga:  99%



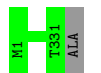
- Molecule 8: Major capsid protein

Chain Gb:  99%



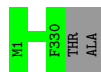
- Molecule 8: Major capsid protein

Chain Gc:  100%



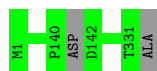
- Molecule 8: Major capsid protein

Chain Gd:  99%



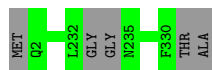
- Molecule 8: Major capsid protein

Chain Ge:  99%



- Molecule 8: Major capsid protein

Chain Gf:  98%




- Molecule 8: Major capsid protein

Chain Gt:  100%



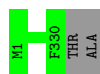
- Molecule 8: Major capsid protein

Chain Gu:  99%



- Molecule 8: Major capsid protein

Chain Gv:  99%



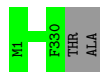
- Molecule 8: Major capsid protein

Chain Gw:  100%



- Molecule 8: Major capsid protein

Chain Gx:  99%



- Molecule 8: Major capsid protein

Chain Gy:  99%



- Molecule 8: Major capsid protein

Chain Gz:  99% .



- Molecule 8: Major capsid protein

Chain H0:  100%



- Molecule 8: Major capsid protein

Chain HJ:  100%



- Molecule 8: Major capsid protein

Chain HK:  99% .



- Molecule 8: Major capsid protein

Chain HL:  99% .



- Molecule 8: Major capsid protein

Chain HM:  100%



- Molecule 8: Major capsid protein

Chain HN:  99% .



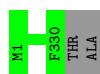
- Molecule 8: Major capsid protein

Chain HO:  99%



- Molecule 8: Major capsid protein

Chain HP:  99%



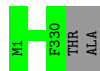
- Molecule 8: Major capsid protein

Chain HQ:  99%



- Molecule 8: Major capsid protein

Chain HR:  99%



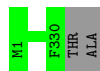
- Molecule 8: Major capsid protein

Chain HS:  100%



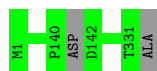
- Molecule 8: Major capsid protein

Chain HT:  99%



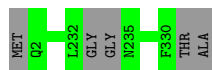
- Molecule 8: Major capsid protein

Chain HU:  99%



- Molecule 8: Major capsid protein

Chain HV:  98%




- Molecule 8: Major capsid protein

Chain Hj:  100%



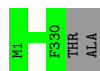
- Molecule 8: Major capsid protein

Chain Hk:  99%



- Molecule 8: Major capsid protein

Chain Hl:  99%



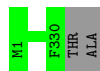
- Molecule 8: Major capsid protein

Chain Hm:  100%



- Molecule 8: Major capsid protein

Chain Hn:  99%




- Molecule 8: Major capsid protein

Chain Ho:  99%



- Molecule 8: Major capsid protein

Chain Hp:  99%




- Molecule 8: Major capsid protein

Chain Hq:  99%



- Molecule 8: Major capsid protein

Chain Hr:  99%



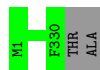
- Molecule 8: Major capsid protein

Chain Hs:  100%



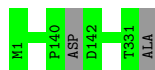
- Molecule 8: Major capsid protein

Chain Ht:  99%



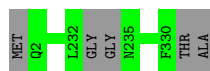
- Molecule 8: Major capsid protein

Chain Hu:  99%



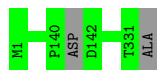
- Molecule 8: Major capsid protein

Chain Hv:  98%



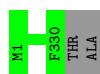
- Molecule 8: Major capsid protein

Chain I0:  99%



- Molecule 8: Major capsid protein

Chain I1:  99%



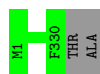
- Molecule 8: Major capsid protein

Chain I2:  100%



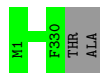
- Molecule 8: Major capsid protein

Chain I3:  99%



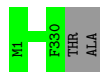
- Molecule 8: Major capsid protein

Chain I4:  99%



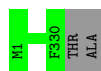
- Molecule 8: Major capsid protein

Chain I5:  99%



- Molecule 8: Major capsid protein

Chain I6:  99%



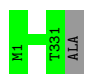
- Molecule 8: Major capsid protein

Chain I7:  99%



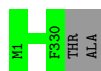
- Molecule 8: Major capsid protein

Chain I8:  100%



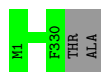
- Molecule 8: Major capsid protein

Chain I9:  99%



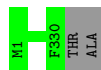
- Molecule 8: Major capsid protein

Chain IA:  99%




- Molecule 8: Major capsid protein

Chain IB:  99%



- Molecule 8: Major capsid protein

Chain IC:  100%



- Molecule 8: Major capsid protein

Chain ID:  99%



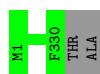
- Molecule 8: Major capsid protein

Chain IE:  99%




- Molecule 8: Major capsid protein

Chain IF:  99%



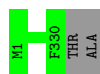
- Molecule 8: Major capsid protein

Chain IG:  99%



- Molecule 8: Major capsid protein

Chain IH:  99%



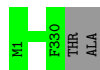
- Molecule 8: Major capsid protein

Chain II:  100%



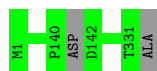
- Molecule 8: Major capsid protein

Chain IJ:  99%



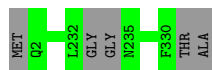
- Molecule 8: Major capsid protein

Chain IK:  99%



- Molecule 8: Major capsid protein

Chain IL:  98%




- Molecule 8: Major capsid protein

Chain IZ:  100%



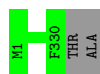
- Molecule 8: Major capsid protein

Chain Ia:  99%



- Molecule 8: Major capsid protein

Chain Ib:  99%



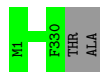
- Molecule 8: Major capsid protein

Chain Ic:  100%



- Molecule 8: Major capsid protein

Chain Id:  99%



- Molecule 8: Major capsid protein

Chain Ie:  99%



- Molecule 8: Major capsid protein

Chain If:  99%




- Molecule 8: Major capsid protein

Chain Ig:  99%



- Molecule 8: Major capsid protein

Chain Ih:  99%




- Molecule 8: Major capsid protein

Chain Ii:  100%



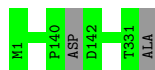
- Molecule 8: Major capsid protein

Chain Ij:  99%



- Molecule 8: Major capsid protein

Chain Ik:  99%



- Molecule 8: Major capsid protein

Chain Iy:  100%



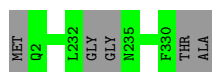
- Molecule 8: Major capsid protein

Chain Iz:  99%



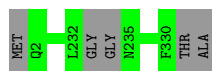
- Molecule 8: Major capsid protein

Chain J1:  98%



- Molecule 8: Major capsid protein

Chain JA:  98%



- Molecule 8: Major capsid protein

Chain JO:  100%



- Molecule 8: Major capsid protein

Chain JP:  99%



- Molecule 8: Major capsid protein

Chain JQ:  99%



- Molecule 8: Major capsid protein

Chain JR:  100%

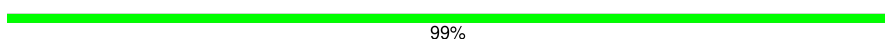


- Molecule 8: Major capsid protein

Chain JS:  99%



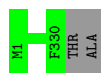
- Molecule 8: Major capsid protein

Chain JT:  99%



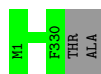
- Molecule 8: Major capsid protein

Chain JU:  99%



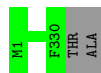
- Molecule 8: Major capsid protein

Chain JV:  99%



- Molecule 8: Major capsid protein

Chain JW:  99%



- Molecule 8: Major capsid protein

Chain JX:  100%



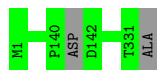
- Molecule 8: Major capsid protein

Chain JY:  99%

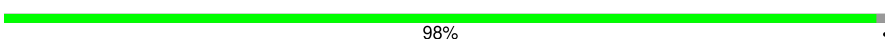


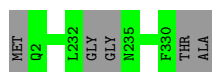
- Molecule 8: Major capsid protein

Chain JZ:  99%



- Molecule 8: Major capsid protein

Chain Ja:  98%



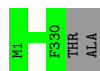
- Molecule 8: Major capsid protein

Chain Jo:  100%



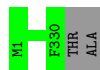
- Molecule 8: Major capsid protein

Chain Jp:  99%



- Molecule 8: Major capsid protein

Chain Jq:  99%



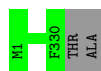
- Molecule 8: Major capsid protein

Chain Jr:  100%



- Molecule 8: Major capsid protein

Chain Js:  99%



- Molecule 8: Major capsid protein

Chain Jt:  99%



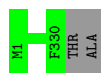
- Molecule 8: Major capsid protein

Chain Ju:  99%



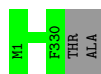
- Molecule 8: Major capsid protein

Chain Jv:  99%



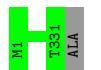
- Molecule 8: Major capsid protein

Chain Jw:  99%



- Molecule 8: Major capsid protein

Chain Jx:  100%



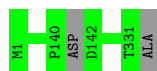
- Molecule 8: Major capsid protein

Chain Jy:  99%




- Molecule 8: Major capsid protein

Chain Jz:  99%



- Molecule 8: Major capsid protein

Chain K0:  99%



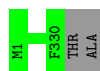
- Molecule 8: Major capsid protein

Chain K4:  100%



- Molecule 8: Major capsid protein

Chain K5:  99%



- Molecule 8: Major capsid protein

Chain K6:  99%




- Molecule 8: Major capsid protein

Chain K7:  100%



- Molecule 8: Major capsid protein

Chain K8:  99%



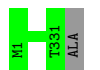
- Molecule 8: Major capsid protein

Chain K9:  99%




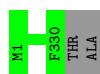
- Molecule 8: Major capsid protein

Chain KE:  100%



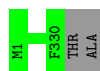
- Molecule 8: Major capsid protein

Chain KF:  99%



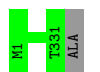
- Molecule 8: Major capsid protein

Chain KG:  99%



- Molecule 8: Major capsid protein

Chain KH:  100%



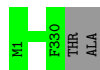
- Molecule 8: Major capsid protein

Chain KI:  99%



- Molecule 8: Major capsid protein

Chain KJ:  99%



- Molecule 8: Major capsid protein

Chain KK:  99%



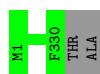
- Molecule 8: Major capsid protein

Chain KL:  99%



- Molecule 8: Major capsid protein

Chain KM:  99%



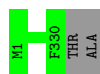
- Molecule 8: Major capsid protein

Chain KN:  100%



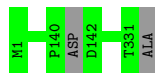
- Molecule 8: Major capsid protein

Chain KO:  99%



- Molecule 8: Major capsid protein

Chain KP:  99%



- Molecule 8: Major capsid protein

Chain Kd:  100%



- Molecule 8: Major capsid protein

Chain Ke:  99%



- Molecule 8: Major capsid protein

Chain Kf:  99%




- Molecule 8: Major capsid protein

Chain Kg:  100%



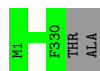
- Molecule 8: Major capsid protein

Chain Kh:  99%




- Molecule 8: Major capsid protein

Chain Ki:  99%




- Molecule 8: Major capsid protein

Chain Kj:  99%



- Molecule 8: Major capsid protein

Chain Kk:  99%



- Molecule 8: Major capsid protein

Chain Kl:  99%



- Molecule 8: Major capsid protein

Chain Km:  100%



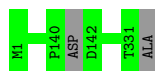
- Molecule 8: Major capsid protein

Chain Kn:  99%



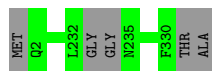
- Molecule 8: Major capsid protein

Chain Ko:  99%



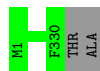
- Molecule 8: Major capsid protein

Chain Kp:  98%



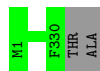
- Molecule 8: Major capsid protein

Chain L1:  99%



- Molecule 8: Major capsid protein

Chain L2:  99%



- Molecule 8: Major capsid protein

Chain L3:  100%



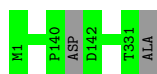
- Molecule 8: Major capsid protein

Chain L4:  99%



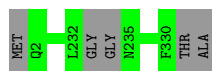
- Molecule 8: Major capsid protein

Chain L5:  99%



- Molecule 8: Major capsid protein

Chain L6:  98%



- Molecule 8: Major capsid protein

Chain LA:  99%



- Molecule 8: Major capsid protein

Chain LB:  99%



- Molecule 8: Major capsid protein

Chain LC:  100%



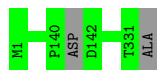
- Molecule 8: Major capsid protein

Chain LD:  99%



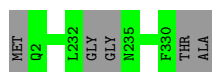
- Molecule 8: Major capsid protein

Chain LE:  99%



- Molecule 8: Major capsid protein

Chain LF:  98%



- Molecule 8: Major capsid protein

Chain LT:  100%



- Molecule 8: Major capsid protein

Chain LU:  99%



- Molecule 8: Major capsid protein

Chain LV:  99%



- Molecule 8: Major capsid protein

Chain LW:  100%



- Molecule 8: Major capsid protein

Chain LX:  99%



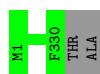
- Molecule 8: Major capsid protein

Chain LY:  99%




- Molecule 8: Major capsid protein

Chain LZ:  99%



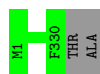
- Molecule 8: Major capsid protein

Chain La:  99%



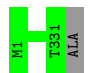
- Molecule 8: Major capsid protein

Chain Lb:  99%



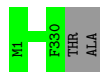
- Molecule 8: Major capsid protein

Chain Lc:  100%



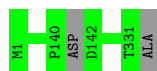
- Molecule 8: Major capsid protein

Chain Ld:  99%



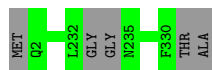
- Molecule 8: Major capsid protein

Chain Le:  99%



- Molecule 8: Major capsid protein

Chain Lf:  98%




- Molecule 8: Major capsid protein

Chain Lt:  100%



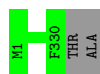
- Molecule 8: Major capsid protein

Chain Lu:  99%



- Molecule 8: Major capsid protein

Chain Lv:  99%



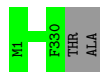
- Molecule 8: Major capsid protein

Chain Lw:  100%



- Molecule 8: Major capsid protein

Chain Lx:  99%



- Molecule 8: Major capsid protein

Chain Ly:  99%




- Molecule 8: Major capsid protein

Chain Lz:  99%



- Molecule 8: Major capsid protein

Chain M0:  100%



- Molecule 8: Major capsid protein

Chain MJ:  100%



- Molecule 8: Major capsid protein

Chain MK:  99%



- Molecule 8: Major capsid protein

Chain ML:  99%



- Molecule 8: Major capsid protein

Chain MM:  100%



- Molecule 8: Major capsid protein

Chain MN:  99%



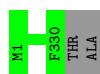
- Molecule 8: Major capsid protein

Chain MO:  99%



- Molecule 8: Major capsid protein

Chain MP:  99%



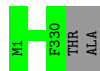
- Molecule 8: Major capsid protein

Chain MQ:  99%



- Molecule 8: Major capsid protein

Chain MR:  99%



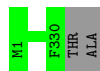
- Molecule 8: Major capsid protein

Chain MS:  100%



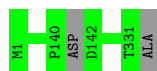
- Molecule 8: Major capsid protein

Chain MT:  99%



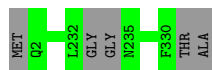
- Molecule 8: Major capsid protein

Chain MU:  99%



- Molecule 8: Major capsid protein

Chain MV:  98%




- Molecule 8: Major capsid protein

Chain Mj:  100%



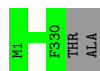
- Molecule 8: Major capsid protein

Chain Mk:  99%



- Molecule 8: Major capsid protein

Chain Ml:  99%



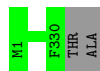
- Molecule 8: Major capsid protein

Chain Mm:  100%



- Molecule 8: Major capsid protein

Chain Mn:  99%




- Molecule 8: Major capsid protein

Chain Mo:  99%



- Molecule 8: Major capsid protein

Chain Mp:  99%




- Molecule 8: Major capsid protein

Chain Mq:  99%



- Molecule 8: Major capsid protein

Chain Mr:  99%



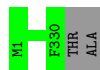
- Molecule 8: Major capsid protein

Chain Ms:  100%



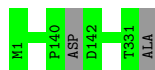
- Molecule 8: Major capsid protein

Chain Mt:  99%



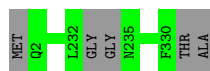
- Molecule 8: Major capsid protein

Chain Mu:  99%




- Molecule 8: Major capsid protein

Chain Mv:  98%



- Molecule 8: Major capsid protein

Chain N0:  99%



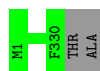
- Molecule 8: Major capsid protein

Chain N1:  99%



- Molecule 8: Major capsid protein

Chain N2:  99%



- Molecule 8: Major capsid protein

Chain N3:  100%



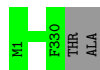
- Molecule 8: Major capsid protein

Chain N4:  99%



- Molecule 8: Major capsid protein

Chain N5:  99%



- Molecule 8: Major capsid protein

Chain N6:  99%



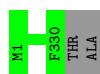
- Molecule 8: Major capsid protein

Chain N7:  99%



- Molecule 8: Major capsid protein

Chain N8:  99%



- Molecule 8: Major capsid protein

Chain N9:  100%



- Molecule 8: Major capsid protein

Chain NA:  99%



- Molecule 8: Major capsid protein

Chain NB:  99%



- Molecule 8: Major capsid protein

Chain NC:  100%



- Molecule 8: Major capsid protein

Chain ND:  99%



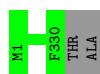
- Molecule 8: Major capsid protein

Chain NE:  99%




- Molecule 8: Major capsid protein

Chain NF:  99%



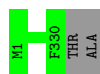
- Molecule 8: Major capsid protein

Chain NG:  99%



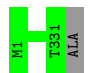
- Molecule 8: Major capsid protein

Chain NH:  99%



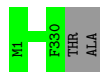
- Molecule 8: Major capsid protein

Chain NI:  100%



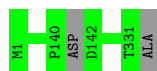
- Molecule 8: Major capsid protein

Chain NJ:  99%



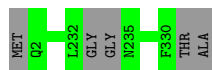
- Molecule 8: Major capsid protein

Chain NK:  99%



- Molecule 8: Major capsid protein

Chain NL:  98%




- Molecule 8: Major capsid protein

Chain NZ:  100%



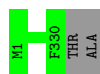
- Molecule 8: Major capsid protein

Chain Na:  99%



- Molecule 8: Major capsid protein

Chain Nb:  99%



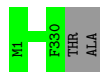
- Molecule 8: Major capsid protein

Chain Nc:  100%



- Molecule 8: Major capsid protein

Chain Nd:  99%



- Molecule 8: Major capsid protein

Chain Ne:  99%



- Molecule 8: Major capsid protein

Chain Nf:  99%




- Molecule 8: Major capsid protein

Chain Ng:  99%



- Molecule 8: Major capsid protein

Chain Nh:  99%




- Molecule 8: Major capsid protein

Chain Ni:  100%



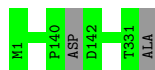
- Molecule 8: Major capsid protein

Chain Nj:  99%



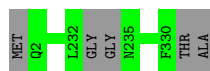
- Molecule 8: Major capsid protein

Chain Nk:  99%



- Molecule 8: Major capsid protein

Chain Nl:  98%



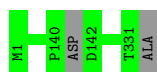
- Molecule 8: Major capsid protein

Chain Nz:  100%



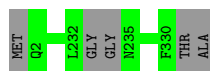
- Molecule 8: Major capsid protein

Chain O1:  99%



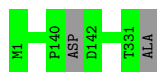
- Molecule 8: Major capsid protein

Chain O2:  98%




- Molecule 8: Major capsid protein

Chain OA:  99%



- Molecule 8: Major capsid protein

Chain OB:  98%



- Molecule 8: Major capsid protein

Chain OP:  100%



- Molecule 8: Major capsid protein

Chain OQ:  99%



- Molecule 8: Major capsid protein

Chain OR:  99%



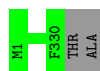
- Molecule 8: Major capsid protein

Chain OS:  100%



- Molecule 8: Major capsid protein

Chain OT:  99%



- Molecule 8: Major capsid protein

Chain OU:  99%



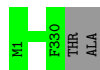
- Molecule 8: Major capsid protein

Chain OV:  99%



- Molecule 8: Major capsid protein

Chain OW:  99%



- Molecule 8: Major capsid protein

Chain OX:  99%



- Molecule 8: Major capsid protein

Chain OY:  100%



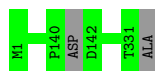
- Molecule 8: Major capsid protein

Chain OZ:  99%



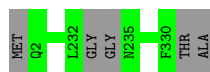
- Molecule 8: Major capsid protein

Chain Oa:  99%



- Molecule 8: Major capsid protein

Chain Ob:  98%



- Molecule 8: Major capsid protein

Chain Op:  100%



- Molecule 8: Major capsid protein

Chain Oq:  99%



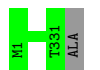
- Molecule 8: Major capsid protein

Chain Or:  99%



- Molecule 8: Major capsid protein

Chain Os:  100%



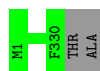
- Molecule 8: Major capsid protein

Chain Ot:  99%



- Molecule 8: Major capsid protein

Chain Ou:  99%



- Molecule 8: Major capsid protein

Chain Ov:  99%



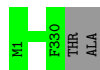
- Molecule 8: Major capsid protein

Chain Ow:  99%



- Molecule 8: Major capsid protein

Chain Ox:  99%



- Molecule 8: Major capsid protein

Chain Oy:  100%




- Molecule 8: Major capsid protein

Chain Oz:  99%



- Molecule 8: Major capsid protein

Chain P0:  99%



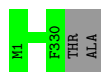
- Molecule 8: Major capsid protein

Chain P6:  100%



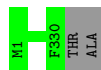
- Molecule 8: Major capsid protein

Chain P7:  99%



- Molecule 8: Major capsid protein

Chain P8:  99%



- Molecule 8: Major capsid protein

Chain P9:  100%



- Molecule 8: Major capsid protein

Chain PF:  100%



- Molecule 8: Major capsid protein

Chain PG:  99%



- Molecule 8: Major capsid protein

Chain PH:  99%



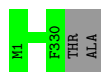
- Molecule 8: Major capsid protein

Chain PI:  100%



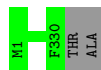
- Molecule 8: Major capsid protein

Chain PJ:  99%



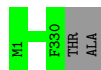
- Molecule 8: Major capsid protein

Chain PK:  99%



- Molecule 8: Major capsid protein

Chain PL:  99%



- Molecule 8: Major capsid protein

Chain PM:  99%



- Molecule 8: Major capsid protein

Chain PN: 99%



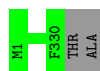
- Molecule 8: Major capsid protein

Chain PO: 100%



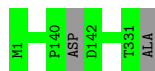
- Molecule 8: Major capsid protein

Chain PP: 99%



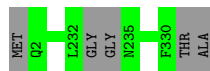
- Molecule 8: Major capsid protein

Chain PQ: 99%



- Molecule 8: Major capsid protein

Chain PR: 98%



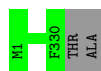
- Molecule 8: Major capsid protein

Chain Pf: 100%



- Molecule 8: Major capsid protein

Chain Pg: 99%



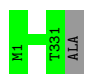
- Molecule 8: Major capsid protein

Chain Ph:  99% .



- Molecule 8: Major capsid protein

Chain Pi:  100% .



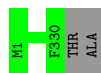
- Molecule 8: Major capsid protein

Chain Pj:  99% .



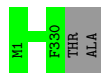
- Molecule 8: Major capsid protein

Chain Pk:  99% .



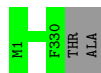
- Molecule 8: Major capsid protein

Chain Pl:  99% .



- Molecule 8: Major capsid protein

Chain Pm:  99% .



- Molecule 8: Major capsid protein

Chain Pn:  99% .



- Molecule 8: Major capsid protein

Chain Po:  100%



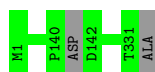
- Molecule 8: Major capsid protein

Chain Pp:  99%



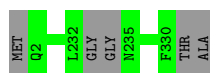
- Molecule 8: Major capsid protein

Chain Pq:  99%




- Molecule 8: Major capsid protein

Chain Pr:  98%




- Molecule 8: Major capsid protein

Chain Q1:  99%



- Molecule 8: Major capsid protein

Chain Q2:  99%




- Molecule 8: Major capsid protein

Chain Q3:  99%



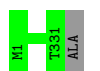
- Molecule 8: Major capsid protein

Chain Q4:  99%



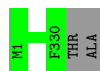
- Molecule 8: Major capsid protein

Chain Q5:  100%



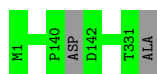
- Molecule 8: Major capsid protein

Chain Q6:  99%



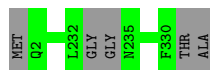
- Molecule 8: Major capsid protein

Chain Q7:  99%



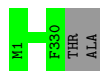
- Molecule 8: Major capsid protein

Chain Q8:  98%



- Molecule 8: Major capsid protein

Chain QA: 99%




- Molecule 8: Major capsid protein

Chain QB: 99%



- Molecule 8: Major capsid protein

Chain QC:  99%



- Molecule 8: Major capsid protein

Chain QD:  99%



- Molecule 8: Major capsid protein

Chain QE:  100%



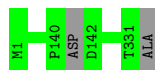
- Molecule 8: Major capsid protein

Chain QF:  99%



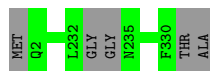
- Molecule 8: Major capsid protein

Chain QG:  99%



- Molecule 8: Major capsid protein

Chain QH:  98%



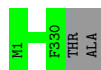
- Molecule 8: Major capsid protein

Chain QV:  100%




- Molecule 8: Major capsid protein

Chain QW:  99% .



- Molecule 8: Major capsid protein

Chain QX:  99% .




- Molecule 8: Major capsid protein

Chain QY:  100% .



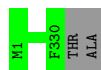
- Molecule 8: Major capsid protein

Chain QZ:  99% .



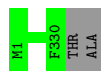
- Molecule 8: Major capsid protein

Chain Qa:  99% .



- Molecule 8: Major capsid protein

Chain Qb:  99% .




- Molecule 8: Major capsid protein

Chain Qc:  99% .



- Molecule 8: Major capsid protein

Chain Qd:  99%




- Molecule 8: Major capsid protein

Chain Qe:  100%



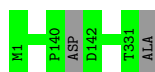
- Molecule 8: Major capsid protein

Chain Qf:  99%



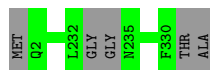
- Molecule 8: Major capsid protein

Chain Qg:  99%



- Molecule 8: Major capsid protein

Chain Qh:  98%



- Molecule 8: Major capsid protein

Chain Qv:  100%




- Molecule 8: Major capsid protein

Chain Qw:  99%



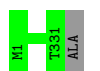
- Molecule 8: Major capsid protein

Chain Qx:  99%




- Molecule 8: Major capsid protein

Chain Qy:  100%



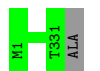
- Molecule 8: Major capsid protein

Chain Qz:  99%



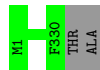
- Molecule 8: Major capsid protein

Chain RL:  100%



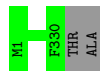
- Molecule 8: Major capsid protein

Chain RM:  99%



- Molecule 8: Major capsid protein

Chain RN:  99%



- Molecule 8: Major capsid protein

Chain RO:  100%



- Molecule 8: Major capsid protein

Chain RP:  99%



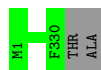
- Molecule 8: Major capsid protein

Chain RQ:  99%



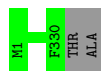
- Molecule 8: Major capsid protein

Chain RR:  99%



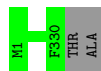
- Molecule 8: Major capsid protein

Chain RS:  99%



- Molecule 8: Major capsid protein

Chain RT:  99%



- Molecule 8: Major capsid protein

Chain RU:  100%



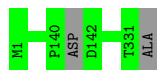
- Molecule 8: Major capsid protein

Chain RV:  99%



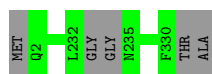
- Molecule 8: Major capsid protein

Chain RW:  99%



- Molecule 8: Major capsid protein

Chain RX:  98%



- Molecule 8: Major capsid protein

Chain Rl:  100%



- Molecule 8: Major capsid protein

Chain Rm:  99%



- Molecule 8: Major capsid protein

Chain Rn:  99%



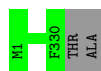
- Molecule 8: Major capsid protein

Chain Ro:  100%



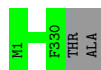
- Molecule 8: Major capsid protein

Chain Rp:  99%




- Molecule 8: Major capsid protein

Chain Rq:  99%



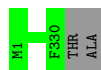
- Molecule 8: Major capsid protein

Chain Rr:  99%



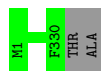
- Molecule 8: Major capsid protein

Chain Rs:  99%



- Molecule 8: Major capsid protein

Chain Rt:  99%



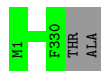
- Molecule 8: Major capsid protein

Chain Ru:  100%



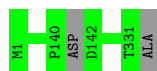
- Molecule 8: Major capsid protein

Chain Rv:  99%



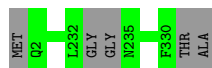
- Molecule 8: Major capsid protein

Chain Rw:  99%

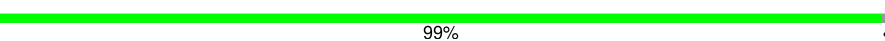


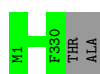
- Molecule 8: Major capsid protein

Chain Rx:  98%



- Molecule 8: Major capsid protein

Chain S0:  99%



- Molecule 8: Major capsid protein

Chain S2:  100%



- Molecule 8: Major capsid protein

Chain S3:  99%



- Molecule 8: Major capsid protein

Chain S4:  99%



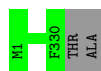
- Molecule 8: Major capsid protein

Chain S5:  100%



- Molecule 8: Major capsid protein

Chain S6:  99%



- Molecule 8: Major capsid protein

Chain S7:  99%



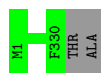
- Molecule 8: Major capsid protein

Chain S8:  99%



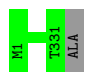
- Molecule 8: Major capsid protein

Chain S9:  99%



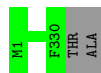
- Molecule 8: Major capsid protein

Chain SB:  100%



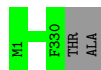
- Molecule 8: Major capsid protein

Chain SC:  99%



- Molecule 8: Major capsid protein

Chain SD:  99%



- Molecule 8: Major capsid protein

Chain SE:  100%



- Molecule 8: Major capsid protein

Chain SF:  99%



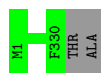
- Molecule 8: Major capsid protein

Chain SG:  99%



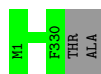
- Molecule 8: Major capsid protein

Chain SH:  99%



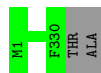
- Molecule 8: Major capsid protein

Chain SI:  99%



- Molecule 8: Major capsid protein

Chain SJ:  99%



- Molecule 8: Major capsid protein

Chain SK:  100%



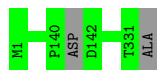
- Molecule 8: Major capsid protein

Chain SL:  99%



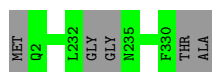
- Molecule 8: Major capsid protein

Chain SM:  99%



- Molecule 8: Major capsid protein

Chain SN:  98%



- Molecule 8: Major capsid protein

Chain Sb:  100%



- Molecule 8: Major capsid protein

Chain Sc:  99%



- Molecule 8: Major capsid protein

Chain Sd:  99%



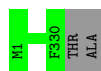
- Molecule 8: Major capsid protein

Chain Se:  100%



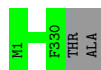
- Molecule 8: Major capsid protein

Chain Sf:  99%




- Molecule 8: Major capsid protein

Chain Sg:  99%



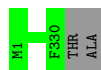
- Molecule 8: Major capsid protein

Chain Sh:  99%



- Molecule 8: Major capsid protein

Chain Si:  99%



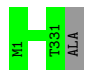
- Molecule 8: Major capsid protein

Chain Sj:  99%



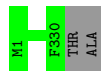
- Molecule 8: Major capsid protein

Chain Sk:  100%



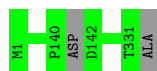
- Molecule 8: Major capsid protein

Chain Sl:  99%



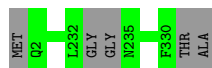
- Molecule 8: Major capsid protein

Chain Sm:  99%



- Molecule 8: Major capsid protein

Chain Sn:  98%



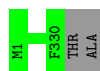
- Molecule 8: Major capsid protein

Chain T1:  100%



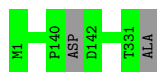
- Molecule 8: Major capsid protein

Chain T2:  99%



- Molecule 8: Major capsid protein

Chain T3:  99%



- Molecule 8: Major capsid protein

Chain T4:  98%



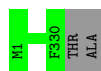
- Molecule 8: Major capsid protein

Chain TA:  100%



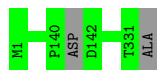
- Molecule 8: Major capsid protein

Chain TB:  99%



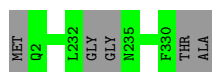
- Molecule 8: Major capsid protein

Chain TC:  99%



- Molecule 8: Major capsid protein

Chain TD:  98%



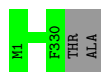
- Molecule 8: Major capsid protein

Chain TR:  100%



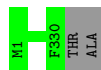
- Molecule 8: Major capsid protein

Chain TS:  99%



- Molecule 8: Major capsid protein

Chain TT:  99%



- Molecule 8: Major capsid protein

Chain TU:  100%



- Molecule 8: Major capsid protein

Chain TV:  99%



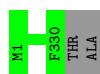
- Molecule 8: Major capsid protein

Chain TW:  99%



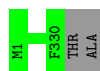
- Molecule 8: Major capsid protein

Chain TX:  99%



- Molecule 8: Major capsid protein

Chain TY:  99%




- Molecule 8: Major capsid protein

Chain TZ:  99%



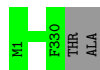
- Molecule 8: Major capsid protein

Chain Ta:  100%



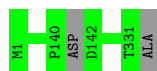
- Molecule 8: Major capsid protein

Chain Tb:  99%



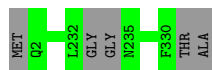
- Molecule 8: Major capsid protein

Chain Tc:  99%



- Molecule 8: Major capsid protein

Chain Td:  98%




- Molecule 8: Major capsid protein

Chain Tr:  100%



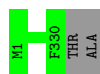
- Molecule 8: Major capsid protein

Chain Ts:  99%



- Molecule 8: Major capsid protein

Chain Tt:  99%



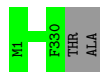
- Molecule 8: Major capsid protein

Chain Tu:  100%



- Molecule 8: Major capsid protein

Chain Tv:  99%



- Molecule 8: Major capsid protein

Chain Tw:  99%



- Molecule 8: Major capsid protein

Chain Tx:  99%




- Molecule 8: Major capsid protein

Chain Ty:  99%



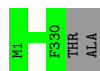
- Molecule 8: Major capsid protein

Chain Tz:  99%



- Molecule 8: Major capsid protein

Chain U0:  99%



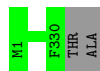
- Molecule 8: Major capsid protein

Chain U8:  100%



- Molecule 8: Major capsid protein

Chain U9:  99%



- Molecule 8: Major capsid protein

Chain UH:  100%



- Molecule 8: Major capsid protein

Chain UI:  99%



- Molecule 8: Major capsid protein

Chain UJ:  99%



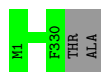
- Molecule 8: Major capsid protein

Chain UK:  100%



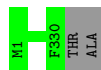
- Molecule 8: Major capsid protein

Chain UL:  99%



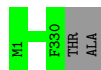
- Molecule 8: Major capsid protein

Chain UM:  99%



- Molecule 8: Major capsid protein

Chain UN:  99%



- Molecule 8: Major capsid protein

Chain UO:  99%



- Molecule 8: Major capsid protein

Chain UP:  99%




- Molecule 8: Major capsid protein

Chain UQ:  100%



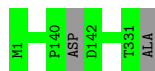
- Molecule 8: Major capsid protein

Chain UR:  99%



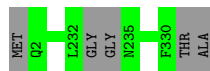
- Molecule 8: Major capsid protein

Chain US:  99%



- Molecule 8: Major capsid protein

Chain UT:  98%



- Molecule 8: Major capsid protein

Chain Uh:  100%




- Molecule 8: Major capsid protein

Chain Ui:  99%



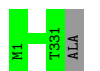
- Molecule 8: Major capsid protein

Chain Uj:  99%



- Molecule 8: Major capsid protein

Chain Uk:  100%



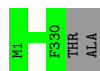
- Molecule 8: Major capsid protein

Chain Ul:  99%



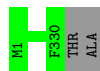
- Molecule 8: Major capsid protein

Chain Um:  99%



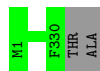
- Molecule 8: Major capsid protein

Chain Un:  99%



- Molecule 8: Major capsid protein

Chain Uo:  99%



- Molecule 8: Major capsid protein

Chain Up:  99%




- Molecule 8: Major capsid protein

Chain Uq:  100%



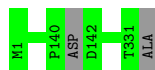
- Molecule 8: Major capsid protein

Chain Ur:  99%



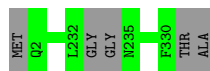
- Molecule 8: Major capsid protein

Chain Us:  99%



- Molecule 8: Major capsid protein

Chain Ut:  98%



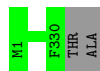
- Molecule 8: Major capsid protein

Chain V1:  100%



- Molecule 8: Major capsid protein

Chain V2:  99%



- Molecule 8: Major capsid protein

Chain V3:  99%



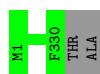
- Molecule 8: Major capsid protein

Chain V4:  99%




- Molecule 8: Major capsid protein

Chain V5:  99%



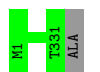
- Molecule 8: Major capsid protein

Chain V6:  99%



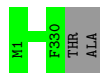
- Molecule 8: Major capsid protein

Chain V7:  100%



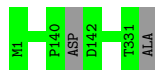
- Molecule 8: Major capsid protein

Chain V8:  99%



- Molecule 8: Major capsid protein

Chain V9:  99%



- Molecule 8: Major capsid protein

Chain VA:  100%

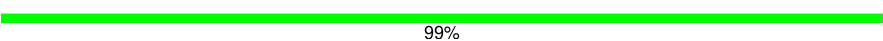


- Molecule 8: Major capsid protein

Chain VB:  99%



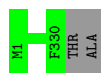
- Molecule 8: Major capsid protein

Chain VC:  99%



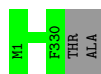
- Molecule 8: Major capsid protein

Chain VD:  99%



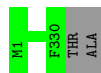
- Molecule 8: Major capsid protein

Chain VE:  99%



- Molecule 8: Major capsid protein

Chain VF:  99%



- Molecule 8: Major capsid protein

Chain VG:  100%



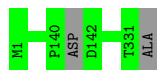
- Molecule 8: Major capsid protein

Chain VH:  99%



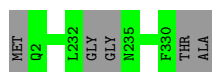
- Molecule 8: Major capsid protein

Chain VI:  99%



- Molecule 8: Major capsid protein

Chain VJ:  98%



- Molecule 8: Major capsid protein

Chain VX:  100%



- Molecule 8: Major capsid protein

Chain VY:  99%



- Molecule 8: Major capsid protein

Chain VZ:  99%



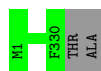
- Molecule 8: Major capsid protein

Chain Va:  100%



- Molecule 8: Major capsid protein

Chain Vb:  99%



- Molecule 8: Major capsid protein

Chain Vc:  99%



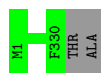
- Molecule 8: Major capsid protein

Chain Vd:  99%



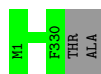
- Molecule 8: Major capsid protein

Chain Ve:  99%



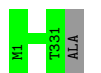
- Molecule 8: Major capsid protein

Chain Vf:  99%



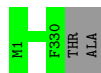
- Molecule 8: Major capsid protein

Chain Vg:  100%



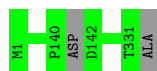
- Molecule 8: Major capsid protein

Chain Vh:  99%



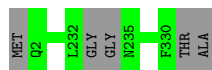
- Molecule 8: Major capsid protein

Chain Vi:  99%



- Molecule 8: Major capsid protein

Chain Vj:  98%




- Molecule 8: Major capsid protein

Chain Vx:  100%



- Molecule 8: Major capsid protein

Chain Vy:  99%



- Molecule 8: Major capsid protein

Chain Vz:  99%




- Molecule 8: Major capsid protein

Chain WM:  100%



- Molecule 8: Major capsid protein

Chain WN:  99%



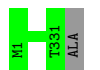
- Molecule 8: Major capsid protein

Chain WO:  99%



- Molecule 8: Major capsid protein

Chain WP:  100%




- Molecule 8: Major capsid protein

Chain WQ:  99%



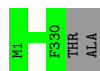
- Molecule 8: Major capsid protein

Chain WR:  99%



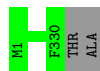
- Molecule 8: Major capsid protein

Chain WS:  99%



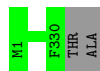
- Molecule 8: Major capsid protein

Chain WT:  99%



- Molecule 8: Major capsid protein

Chain WU:  99%



- Molecule 8: Major capsid protein

Chain WV:  100%



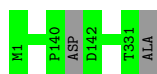
- Molecule 8: Major capsid protein

Chain WW:  99%



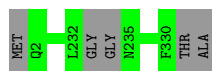
- Molecule 8: Major capsid protein

Chain WX:  99%



- Molecule 8: Major capsid protein

Chain WY:  98%



- Molecule 8: Major capsid protein

Chain Wm:  100%



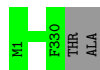
- Molecule 8: Major capsid protein

Chain Wn:  99%



- Molecule 8: Major capsid protein

Chain Wo:  99%



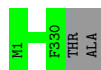
- Molecule 8: Major capsid protein

Chain Wp:  100%




- Molecule 8: Major capsid protein

Chain Wq:  99%



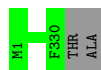
- Molecule 8: Major capsid protein

Chain Wr:  99%



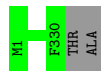
- Molecule 8: Major capsid protein

Chain Ws:  99%



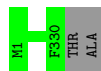
- Molecule 8: Major capsid protein

Chain Wt:  99%



- Molecule 8: Major capsid protein

Chain Wu:  99%



- Molecule 8: Major capsid protein

Chain Wv:  100%



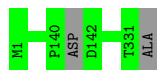
- Molecule 8: Major capsid protein

Chain Ww:  99%



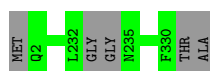
- Molecule 8: Major capsid protein

Chain Wx:  99%




- Molecule 8: Major capsid protein

Chain Wy:  98%



- Molecule 8: Major capsid protein

Chain X0:  99%



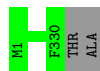
- Molecule 8: Major capsid protein

Chain X3:  100%



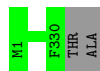
- Molecule 8: Major capsid protein

Chain X4:  99%



- Molecule 8: Major capsid protein

Chain X5:  99%



- Molecule 8: Major capsid protein

Chain X6:  100%



- Molecule 8: Major capsid protein

Chain X7:  99%



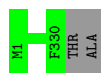
- Molecule 8: Major capsid protein

Chain X8:  99%



- Molecule 8: Major capsid protein

Chain X9:  99%



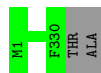
- Molecule 8: Major capsid protein

Chain XC:  100%



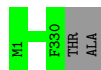
- Molecule 8: Major capsid protein

Chain XD:  99%



- Molecule 8: Major capsid protein

Chain XE:  99%



- Molecule 8: Major capsid protein

Chain XF:  100%



- Molecule 8: Major capsid protein

Chain XG:  99%



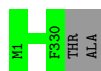
- Molecule 8: Major capsid protein

Chain XH:  99%



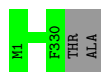
- Molecule 8: Major capsid protein

Chain XI:  99%



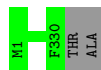
- Molecule 8: Major capsid protein

Chain XJ:  99%



- Molecule 8: Major capsid protein

Chain XK:  99%



- Molecule 8: Major capsid protein

Chain XL:  100%



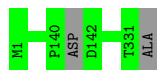
- Molecule 8: Major capsid protein

Chain XM:  99%



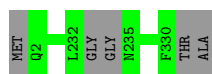
- Molecule 8: Major capsid protein

Chain XN:  99%



- Molecule 8: Major capsid protein

Chain XO:  98%



- Molecule 8: Major capsid protein

Chain Xc:  100%



- Molecule 8: Major capsid protein

Chain Xd:  99%



- Molecule 8: Major capsid protein

Chain Xe:  99%



- Molecule 8: Major capsid protein

Chain Xf:  100%



- Molecule 8: Major capsid protein

Chain Xg:  99%

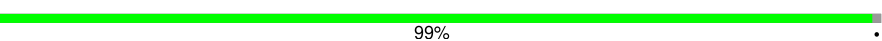


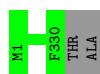
- Molecule 8: Major capsid protein

Chain Xh:  99%



- Molecule 8: Major capsid protein

Chain Xi:  99%



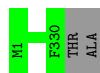
- Molecule 8: Major capsid protein

Chain Xj:  99%



- Molecule 8: Major capsid protein

Chain Xk:  99%



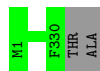
- Molecule 8: Major capsid protein

Chain Xl:  100%



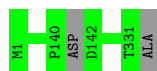
- Molecule 8: Major capsid protein

Chain Xm:  99%



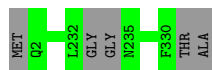
- Molecule 8: Major capsid protein

Chain Xn:  99%



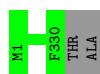
- Molecule 8: Major capsid protein

Chain X0:  98%



- Molecule 8: Major capsid protein

Chain Y1:  99%



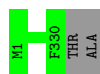
- Molecule 8: Major capsid protein

Chain Y2:  100%



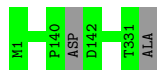
- Molecule 8: Major capsid protein

Chain Y3:  99%



- Molecule 8: Major capsid protein

Chain Y4:  99%



- Molecule 8: Major capsid protein

Chain Y5:  98%



- Molecule 8: Major capsid protein

Chain YA:  99%



- Molecule 8: Major capsid protein

Chain YB:  100%



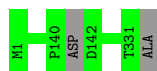
- Molecule 8: Major capsid protein

Chain YC:  99%



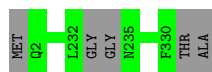
- Molecule 8: Major capsid protein

Chain YD:  99%



- Molecule 8: Major capsid protein

Chain YE:  98%



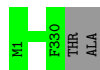
- Molecule 8: Major capsid protein

Chain YS:  100%



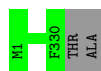
- Molecule 8: Major capsid protein

Chain YT:  99%



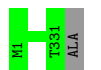
- Molecule 8: Major capsid protein

Chain YU:  99%



- Molecule 8: Major capsid protein

Chain YV:  100%



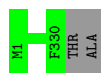
- Molecule 8: Major capsid protein

Chain YW:  99%



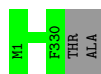
- Molecule 8: Major capsid protein

Chain YX:  99%



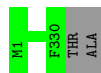
- Molecule 8: Major capsid protein

Chain YY:  99%



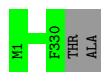
- Molecule 8: Major capsid protein

Chain YZ:  99%



- Molecule 8: Major capsid protein

Chain Ya:  99%



- Molecule 8: Major capsid protein

Chain Yb:  100%



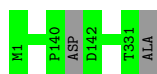
- Molecule 8: Major capsid protein

Chain Yc:  99%



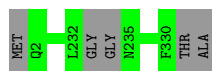
- Molecule 8: Major capsid protein

Chain Yd:  99%



- Molecule 8: Major capsid protein

Chain Ye:  98%



- Molecule 8: Major capsid protein

Chain Ys:  100%



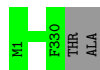
- Molecule 8: Major capsid protein

Chain Yt:  99%



- Molecule 8: Major capsid protein

Chain Yu:  99%



- Molecule 8: Major capsid protein

Chain Yv:  100%



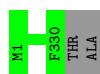
- Molecule 8: Major capsid protein

Chain Yw:  99%



- Molecule 8: Major capsid protein

Chain Yx:  99%



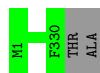
- Molecule 8: Major capsid protein

Chain Yy:  99%



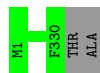
- Molecule 8: Major capsid protein

Chain Yz:  99%



- Molecule 8: Major capsid protein

Chain Z0:  99%



- Molecule 8: Major capsid protein

Chain Z9:  100%



- Molecule 8: Major capsid protein

Chain ZI:  100%



- Molecule 8: Major capsid protein

Chain ZJ:  99%



- Molecule 8: Major capsid protein

Chain ZK:  99%



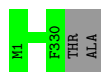
- Molecule 8: Major capsid protein

Chain ZL:  100%



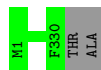
- Molecule 8: Major capsid protein

Chain ZM:  99%



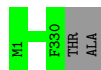
- Molecule 8: Major capsid protein

Chain ZN:  99%



- Molecule 8: Major capsid protein

Chain ZO:  99%




- Molecule 8: Major capsid protein

Chain ZP:  99%



- Molecule 8: Major capsid protein

Chain ZQ: 99%




- Molecule 8: Major capsid protein

Chain ZR: 100%



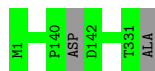
- Molecule 8: Major capsid protein

Chain ZS: 99%



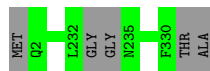
- Molecule 8: Major capsid protein

Chain ZT: 99%



- Molecule 8: Major capsid protein

Chain ZU: 98%



- Molecule 8: Major capsid protein

Chain Zi: 100%



- Molecule 8: Major capsid protein

Chain Zj: 99%



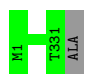
- Molecule 8: Major capsid protein

Chain Zk:  99%



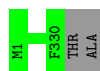
- Molecule 8: Major capsid protein

Chain Zl:  100%



- Molecule 8: Major capsid protein

Chain Zm:  99%



- Molecule 8: Major capsid protein

Chain Zn:  99%



- Molecule 8: Major capsid protein

Chain Zo:  99%



- Molecule 8: Major capsid protein

Chain Zp:  99%



- Molecule 8: Major capsid protein

Chain Zq:  99%



- Molecule 8: Major capsid protein

Chain Zr:  100%



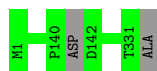
- Molecule 8: Major capsid protein

Chain Zs:  99%



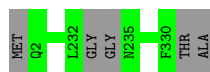
- Molecule 8: Major capsid protein

Chain Zt:  99%




- Molecule 8: Major capsid protein

Chain Zu:  98%



- Molecule 8: Major capsid protein

Chain a0:  98%



- Molecule 8: Major capsid protein

Chain a1:  100%



- Molecule 8: Major capsid protein

Chain a2:  99%



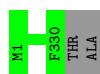
- Molecule 8: Major capsid protein

Chain a3:  99%



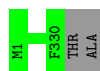
- Molecule 8: Major capsid protein

Chain a4:  99%



- Molecule 8: Major capsid protein

Chain a5:  99%




- Molecule 8: Major capsid protein

Chain a6:  99%



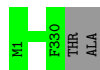
- Molecule 8: Major capsid protein

Chain a7:  100%



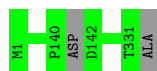
- Molecule 8: Major capsid protein

Chain a8:  99%



- Molecule 8: Major capsid protein

Chain a9:  99%



- Molecule 8: Major capsid protein

Chain aA:  99%



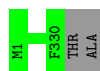
- Molecule 8: Major capsid protein

Chain aB:  100%



- Molecule 8: Major capsid protein

Chain aC:  99%



- Molecule 8: Major capsid protein

Chain aD:  99%



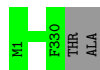
- Molecule 8: Major capsid protein

Chain aE:  99%



- Molecule 8: Major capsid protein

Chain aF:  99%



- Molecule 8: Major capsid protein

Chain aG:  99%



- Molecule 8: Major capsid protein

Chain aH:  100%



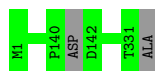
- Molecule 8: Major capsid protein

Chain aI:  99%



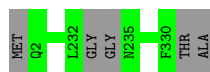
- Molecule 8: Major capsid protein

Chain aJ:  99%



- Molecule 8: Major capsid protein

Chain aK:  98%



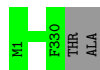
- Molecule 8: Major capsid protein

Chain aY:  100%



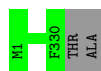
- Molecule 8: Major capsid protein

Chain aZ:  99%



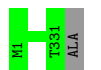
- Molecule 8: Major capsid protein

Chain aa:  99%



- Molecule 8: Major capsid protein

Chain ab:  100%



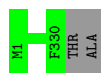
- Molecule 8: Major capsid protein

Chain ac:  99%



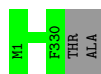
- Molecule 8: Major capsid protein

Chain ad:  99%



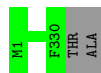
- Molecule 8: Major capsid protein

Chain ae:  99%



- Molecule 8: Major capsid protein

Chain af:  99%



- Molecule 8: Major capsid protein

Chain ag:  99%



- Molecule 8: Major capsid protein

Chain ah:  100%



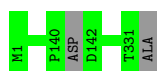
- Molecule 8: Major capsid protein

Chain ai:  99%



- Molecule 8: Major capsid protein

Chain aj:  99%



- Molecule 8: Major capsid protein

Chain ax:  100%



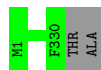
- Molecule 8: Major capsid protein

Chain ay:  99%



- Molecule 8: Major capsid protein

Chain az:  99%



- Molecule 8: Major capsid protein

Chain bN:  100%



- Molecule 8: Major capsid protein

Chain bO:  99%



- Molecule 8: Major capsid protein

Chain bP:  99% .




- Molecule 8: Major capsid protein

Chain bQ:  100% .



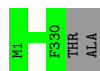
- Molecule 8: Major capsid protein

Chain bR:  99% .



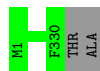
- Molecule 8: Major capsid protein

Chain bS:  99% .



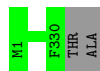
- Molecule 8: Major capsid protein

Chain bT:  99% .



- Molecule 8: Major capsid protein

Chain bU:  99% .



- Molecule 8: Major capsid protein

Chain bV:  99% .



- Molecule 8: Major capsid protein

Chain bW:  100%



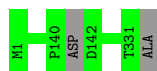
- Molecule 8: Major capsid protein

Chain bX:  99%



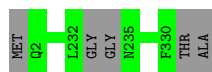
- Molecule 8: Major capsid protein

Chain bY:  99%



- Molecule 8: Major capsid protein

Chain bZ:  98%




- Molecule 8: Major capsid protein

Chain bn:  100%



- Molecule 8: Major capsid protein

Chain bo:  99%




- Molecule 8: Major capsid protein

Chain bp:  99%




- Molecule 8: Major capsid protein

Chain bq:  100%




- Molecule 8: Major capsid protein

Chain br:  99%



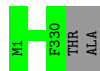
- Molecule 8: Major capsid protein

Chain bs:  99%



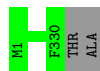
- Molecule 8: Major capsid protein

Chain bt:  99%



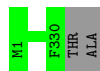
- Molecule 8: Major capsid protein

Chain bu:  99%



- Molecule 8: Major capsid protein

Chain bv:  99%



- Molecule 8: Major capsid protein

Chain bw:  100%



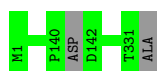
- Molecule 8: Major capsid protein

Chain bx:  99%



- Molecule 8: Major capsid protein

Chain by:  99%



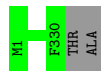
- Molecule 8: Major capsid protein

Chain bz:  98%



- Molecule 8: Major capsid protein

Chain c0:  99%



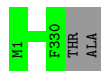
- Molecule 8: Major capsid protein

Chain c4:  100%



- Molecule 8: Major capsid protein

Chain c5:  99%



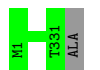
- Molecule 8: Major capsid protein

Chain c6:  99%



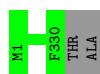
- Molecule 8: Major capsid protein

Chain c7:  100%



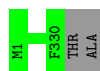
- Molecule 8: Major capsid protein

Chain c8:  99%



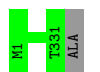
- Molecule 8: Major capsid protein

Chain c9:  99%



- Molecule 8: Major capsid protein

Chain cD:  100%




- Molecule 8: Major capsid protein

Chain cE:  99%



- Molecule 8: Major capsid protein

Chain cF:  99%



- Molecule 8: Major capsid protein

Chain cG:  100%



- Molecule 8: Major capsid protein

Chain cH:  99%



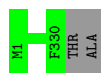
- Molecule 8: Major capsid protein

Chain cI:  99%



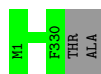
- Molecule 8: Major capsid protein

Chain cJ:  99%



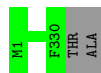
- Molecule 8: Major capsid protein

Chain cK:  99%



- Molecule 8: Major capsid protein

Chain cL:  99%



- Molecule 8: Major capsid protein

Chain cM:  100%



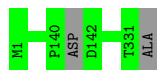
- Molecule 8: Major capsid protein

Chain cN:  99%



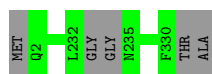
- Molecule 8: Major capsid protein

Chain cO:  99%



- Molecule 8: Major capsid protein

Chain cP:  98%



- Molecule 8: Major capsid protein

Chain cd:  100%



- Molecule 8: Major capsid protein

Chain ce:  99%



- Molecule 8: Major capsid protein

Chain cf:  99%



- Molecule 8: Major capsid protein

Chain cg:  100%



- Molecule 8: Major capsid protein

Chain ch:  99%



- Molecule 8: Major capsid protein

Chain ci:  99%




- Molecule 8: Major capsid protein

Chain cj:  99%



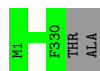
- Molecule 8: Major capsid protein

Chain ck:  99%



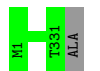
- Molecule 8: Major capsid protein

Chain cl:  99%



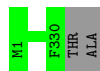
- Molecule 8: Major capsid protein

Chain cm:  100%



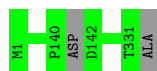
- Molecule 8: Major capsid protein

Chain cn:  99%



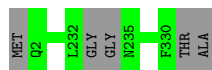
- Molecule 8: Major capsid protein

Chain co:  99%




- Molecule 8: Major capsid protein

Chain cp:  98%




- Molecule 8: Major capsid protein

Chain dA:  99%



- Molecule 8: Major capsid protein

Chain dB:  99%




- Molecule 8: Major capsid protein

Chain dC:  100%



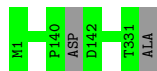
- Molecule 8: Major capsid protein

Chain dD:  99%



- Molecule 8: Major capsid protein

Chain dE:  99%



- Molecule 8: Major capsid protein

Chain dF:  98%


[illegible]

- Molecule 9: Putative tail fiber protein

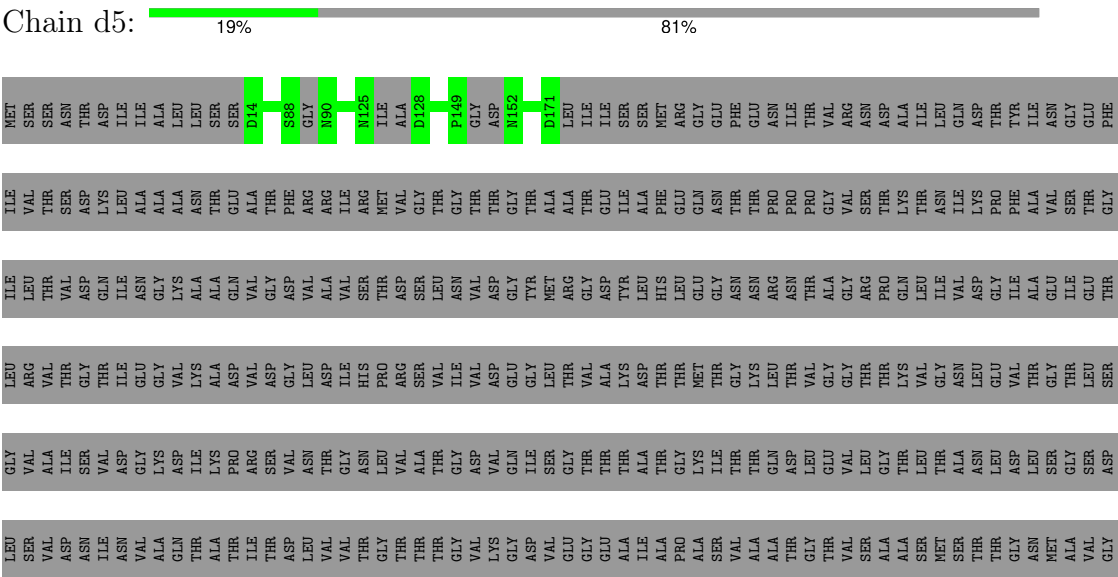
Chain d3: 17% 83%

[illegible]

● Molecule 9: Putative tail fiber protein



● Molecule 9: Putative tail fiber protein



[illegible]

- Molecule 9: Putative tail fiber protein

Chain ek:

[illegible]

- Molecule 9: Putative tail fiber protein

Chain fl: 17% 83%

[illegible]

[illegible]

- Molecule 9: Putative tail fiber protein

[illegible]

- Molecule 9: Putative tail fiber protein

Satisfaction Level	Percentage
Very satisfied	19%
Satisfied	81%



92% 8%



Category	Percentage
Satisfied	92%
Not Satisfied	8%

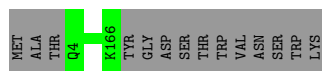


92% 8%



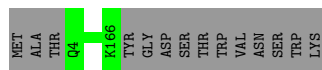
- Molecule 10: Sheath initiator protein

Chain em:  92% 8%



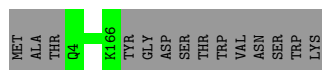
- Molecule 10: Sheath initiator protein

Chain fO:  92% 8%



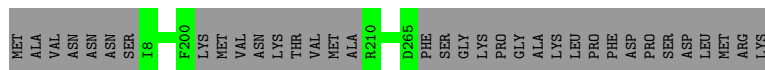
- Molecule 10: Sheath initiator protein

Chain fP:  92% 8%




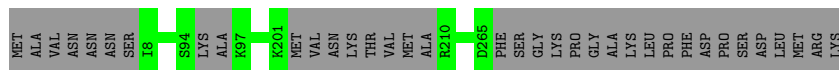
- Molecule 11: Dit-like phage tail protein N-terminal domain-containing protein

Chain dd:  88% 12%




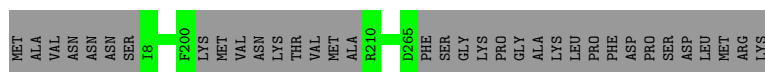
- Molecule 11: Dit-like phage tail protein N-terminal domain-containing protein

Chain de:  87% 13%




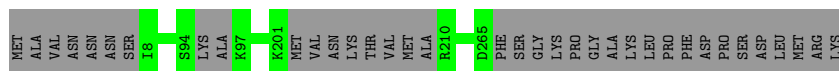
- Molecule 11: Dit-like phage tail protein N-terminal domain-containing protein

Chain eK:  88% 12%





- Molecule 11: Dit-like phage tail protein N-terminal domain-containing protein

Chain eL:  87% 13%




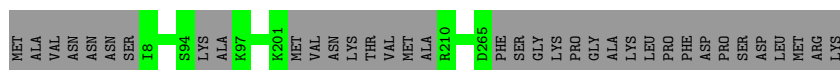
- Molecule 11: Dit-like phage tail protein N-terminal domain-containing protein

Chain ex:  88% 12%



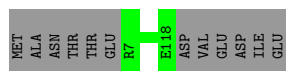
- Molecule 11: Dit-like phage tail protein N-terminal domain-containing protein

Chain ey:  87% 13%



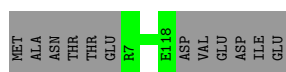
- Molecule 12: Cyanophage baseplate Pam3 plug gp18 domain-containing protein

Chain df:  90% 10%




- Molecule 12: Cyanophage baseplate Pam3 plug gp18 domain-containing protein

Chain dg:  90% 10%



- Molecule 12: Cyanophage baseplate Pam3 plug gp18 domain-containing protein

Chain e1:  90% 10%



- Molecule 12: Cyanophage baseplate Pam3 plug gp18 domain-containing protein

Chain eM:  90% 10%



- Molecule 12: Cyanophage baseplate Pam3 plug gp18 domain-containing protein

Chain eN:  90% 10%




- Molecule 12: Cyanophage baseplate Pam3 plug gp18 domain-containing protein

Chain ez:  90% 10%


MET	ALA	ASN	THR	GLU	L7	E118	ASP	VAL	GLU	ASP	ILE	GLU
-----	-----	-----	-----	-----	----	------	-----	-----	-----	-----	-----	-----

- Molecule 13: Wedge 1 protein

Chain dh:  77% 23%


MET	VAL	GLU	GLU	ILE	VAL	L7	Y173	PRO	PHE	GLY	PHE	ASN	GLY	ASP	THR	GLN	ALA	PHE	GLY	PHE	ALA	ALA	SER	VAL	TYR	ASP	SER	GLY	ARG	THR	GLY	GLU	GLY	GLY	MET	SER	THR	LEU	ILE	TYR	VAL	SER	ASP	ASP	GLU	GLU	ASP	TRP	SER	PHE	THR
-----	-----	-----	-----	-----	-----	----	------	-----	-----	-----	-----	-----	-----	-----	-----	-----	-----	-----	-----	-----	-----	-----	-----	-----	-----	-----	-----	-----	-----	-----	-----	-----	-----	-----	-----	-----	-----	-----	-----	-----	-----	-----	-----	-----	-----	-----	-----	-----	-----	-----	-----

- Molecule 13: Wedge 1 protein

Chain di:  77% 23%


MET	VAL	GLU	GLU	ILE	VAL	L7	Y171	PRO	PHE	GLY	PHE	ASN	GLY	ASP	THR	GLN	ALA	PHE	GLY	PHE	ALA	ALA	SER	VAL	TYR	ASP	SER	GLY	ARG	THR	GLY	GLU	GLY	GLY	MET	SER	THR	LEU	ILE	TYR	VAL	SER	ASP	ASP	GLU	GLU	ASP	TRP	SER	PHE	THR
-----	-----	-----	-----	-----	-----	----	------	-----	-----	-----	-----	-----	-----	-----	-----	-----	-----	-----	-----	-----	-----	-----	-----	-----	-----	-----	-----	-----	-----	-----	-----	-----	-----	-----	-----	-----	-----	-----	-----	-----	-----	-----	-----	-----	-----	-----	-----	-----	-----	-----	-----

- Molecule 13: Wedge 1 protein

Chain e2:  77% 23%


MET	VAL	GLU	GLU	ILE	VAL	L7	Y171	PRO	PHE	GLY	PHE	ASN	GLY	ASP	THR	GLN	ALA	PHE	GLY	PHE	ALA	ALA	SER	VAL	TYR	ASP	SER	GLY	ARG	THR	GLY	GLU	GLY	GLY	MET	SER	THR	LEU	ILE	TYR	VAL	SER	ASP	ASP	GLU	GLU	ASP	TRP	SER	PHE	THR
-----	-----	-----	-----	-----	-----	----	------	-----	-----	-----	-----	-----	-----	-----	-----	-----	-----	-----	-----	-----	-----	-----	-----	-----	-----	-----	-----	-----	-----	-----	-----	-----	-----	-----	-----	-----	-----	-----	-----	-----	-----	-----	-----	-----	-----	-----	-----	-----	-----	-----	-----

- Molecule 13: Wedge 1 protein

Chain e3:  77% 23%


MET	VAL	GLU	GLU	ILE	VAL	L7	Y173	PRO	PHE	GLY	PHE	ASN	GLY	ASP	THR	GLN	ALA	PHE	GLY	PHE	ALA	ALA	SER	VAL	TYR	ASP	SER	GLY	ARG	THR	GLY	GLU	GLY	GLY	MET	SER	THR	LEU	ILE	TYR	VAL	SER	ASP	ASP	GLU	GLU	ASP	TRP	SER	PHE	THR
-----	-----	-----	-----	-----	-----	----	------	-----	-----	-----	-----	-----	-----	-----	-----	-----	-----	-----	-----	-----	-----	-----	-----	-----	-----	-----	-----	-----	-----	-----	-----	-----	-----	-----	-----	-----	-----	-----	-----	-----	-----	-----	-----	-----	-----	-----	-----	-----	-----	-----	-----

- Molecule 13: Wedge 1 protein

Chain eO:  77% 23%


MET	VAL	GLU	GLU	ILE	VAL	L7	Y171	PRO	PHE	GLY	PHE	ASN	GLY	ASP	THR	GLN	ALA	PHE	GLY	PHE	ALA	ALA	SER	VAL	TYR	ASP	SER	GLY	ARG	THR	GLY	GLU	GLY	GLY	MET	SER	THR	LEU	ILE	TYR	VAL	SER	ASP	ASP	GLU	GLU	ASP	TRP	SER	PHE	THR
-----	-----	-----	-----	-----	-----	----	------	-----	-----	-----	-----	-----	-----	-----	-----	-----	-----	-----	-----	-----	-----	-----	-----	-----	-----	-----	-----	-----	-----	-----	-----	-----	-----	-----	-----	-----	-----	-----	-----	-----	-----	-----	-----	-----	-----	-----	-----	-----	-----	-----	-----

- Molecule 13: Wedge 1 protein

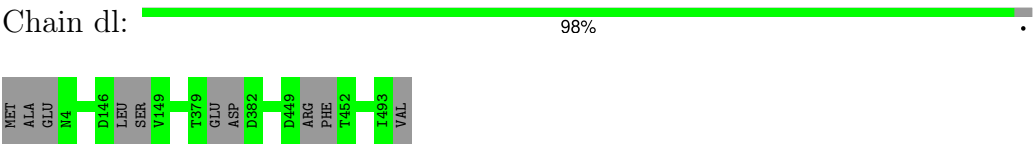
Chain eP:  77% 23%

MET	VAL	GLU	GLU	ILE	VAL	L7	Y171	PRO	PHE	GLY	PHE	ASN	GLY	ASP	THR	GLN	ALA	PHE	GLY	PHE	ALA	ALA	SER	VAL	TYR	ASP	SER	GLY	ARG	THR	GLY	GLU	GLY	GLY	MET	SER	THR	LEU	ILE	TYR	VAL	SER	ASP	ASP	GLU	GLU	ASP	TRP	SER	PHE	THR
-----	-----	-----	-----	-----	-----	----	------	-----	-----	-----	-----	-----	-----	-----	-----	-----	-----	-----	-----	-----	-----	-----	-----	-----	-----	-----	-----	-----	-----	-----	-----	-----	-----	-----	-----	-----	-----	-----	-----	-----	-----	-----	-----	-----	-----	-----	-----	-----	-----	-----	-----

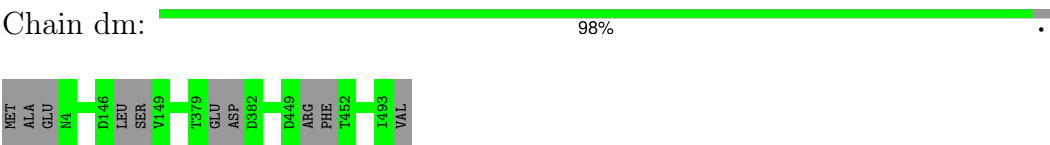
- Molecule 14: baseplate assembly protein




● Molecule 14: baseplate assembly protein



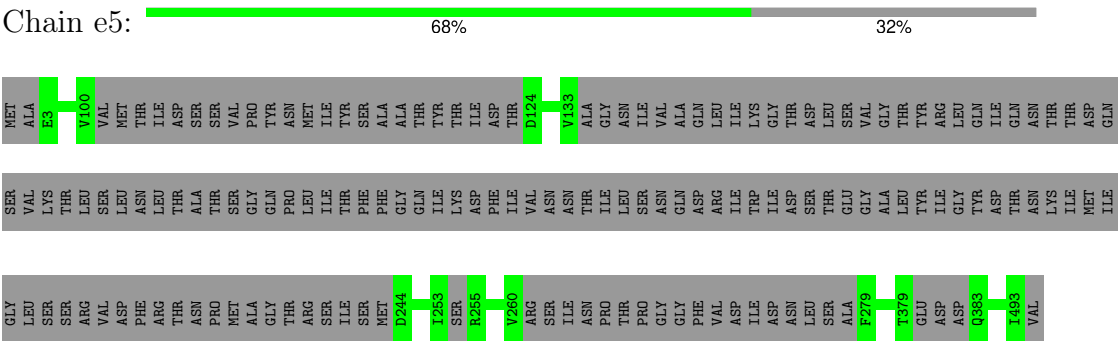
● Molecule 14: baseplate assembly protein



● Molecule 14: baseplate assembly protein




● Molecule 14: baseplate assembly protein




- Molecule 14: baseplate assembly protein

Chain e6:  98%




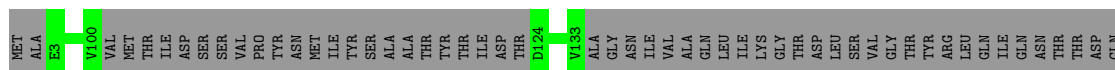
- Molecule 14: baseplate assembly protein

Chain e7:  98%




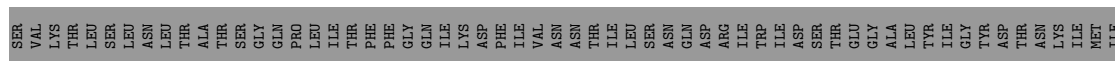
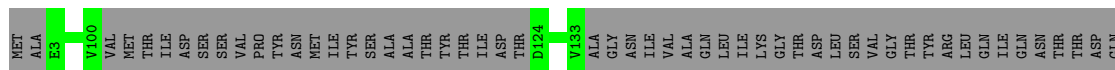
- Molecule 14: baseplate assembly protein

Chain e8:  68%



- Molecule 14: baseplate assembly protein

Chain eR:  68%



- Molecule 14: baseplate assembly protein

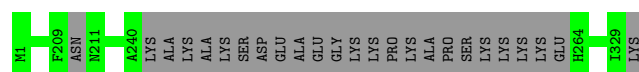
Chain eS:  98%




- Molecule 14: baseplate assembly protein

Chain eT:  98%

- Molecule 16: Tail protein

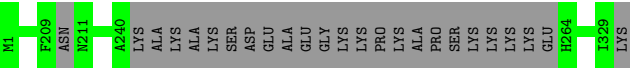


- Molecule 16: Tail protein



- Molecule 16: Tail protein





- Molecule 17: Putative baseplate assembly protein




- Molecule 17: Putative baseplate assembly protein




- Molecule 17: Putative baseplate assembly protein




- Molecule 18: Short tail fiber



- Molecule 18: Short tail fiber



- Molecule 18: Short tail fiber



- Molecule 18: Short tail fiber





THR	VAL	VAL	ARG	GLY	TRP	ASP
PHE	ILE	VAL	ILE	THR	ASP	ASP
GLN	GLY	ILE	GLY	ARG	HIS	LEU
ALA	VAL	ARG	TYR	SER	GLY	GLY
PRO	VAL	ARG	ALA	ASN	SER	PRO
GLN	ALA	THR	VAL	GLU	ASP	ARG
GLY	GLY	SER	LYS	VAL	ALA	LEU
CYS	SER	TYR	VAL	ARG	ASN	VAL
ALA	ALA	SER	THR	THR	ASP	VAL
LEU	VAL	VAL	ALA	TYR	PRO	ILE
THR	THR	LEU	SER	SER	ASP	GLY
GLY	THR	VAL	VAL	PHE	ALA	ALA
ILE	VAL	SER	LEU	ASP	GLY	VAL
ILE	ARG	ILE	PRO	ALA	ARG	ILE
VAL	GLY	SER	ALA	SER	PRO	ILE
GLN	THR	ILE	SER	ARG	LEU	TRP
GLU	LEU	ALA	ILE	GLU	GLY	PRO
ASN	SER	ASP	SER	VAL	SER	GLY
GLU	VAL	PRO	GLY	PRO	VAL	GLY
SER	GLY	GLN	GLN	VAL	GLN	THR
ASN	SER	GLN	TYR	ALA	GLY	ASP
GLY	SER	ILE	PRO	ALA	ASP	PRO
ASP	THR	THR	ILE	GLU	ALA	ASP
ASN	ALA	VAL	SER	ASN	ILE	GLY
ILE	VAL	GLU	SER	PRO	ARG	TRP
GLY	THR	SER	THR	LYS	ILE	LEU
GLY	ILE	MET	GLN	ASN	GLY	CYS
VAL	ILE	LEU	ALA	ILE	TYR	GLY
TYR	PRO	VAL	ALA	ALA	PHE	GLN
LYS	GLN	VAL	VAL	VAL	PRO	VAL
PRO	VAL	THR	ALA	TYR	ALA	PHE
ILE	GLU	LYS	THR	ILE	ASN	THR
GLN	GLU	SER	VAL	ILE	ILE	THR
LYS	SER	PRO	ASP	LYS	GLY	GLN
VAL	VAL	SER	GLY	THR	ASN	GLN
ASN	GLN	SER	GLY	ASN	SER	ASN
GLY	ASN	ALA	GLY	GLN	PRO	LYS
VAL	ARG	GLU	ILE	GLN	PHE	LYS
TRP	LEU	PRO	SER	SER	GLY	TYR
THR	GLY	LEU	LEU	SER	ARG	SER
VAL	ALA	GLN	VAL	GLY	TYR	VAL
ILE	VAL	PHE	GLY	GLY	VAL	GLY
THR	GLY	LEU	PRO	ASN	GLY	GLY
GLY	SER	SER	GLY	SER	GLY	ASN
	TYR	ASN	GLU	PRO	ALA	ASN
	ILE	ASN	THR	THR	PHE	VAL
	PRO	SER	ASN	ILE	ARG	VAL
	PRO	GLY	ILE	ILE	ASP	PRO
	PRO	VAL	ILE	VAL	ASP	ASP
	SER	ALA	ALA	VAL	GLY	TYR
	SER	ALA	SER	SER	SER	ARG
	SER	VAL	ILE	PRO	LEU	GLY
	ASN	ASN	THR	ASP	THR	SER
	VAL	ASP	THR	THR	GLY	PHE
	MET	ALA	GLY	ILE	LEU	GLY
	THR	GLY	MET	THR	ASP	GLY
	THR	THR	ASN	ASN	THR	ASP

- Molecule 18: Short tail fiber

Chain eb:  16% 84%

[illegible]

- Molecule 18: Short tail fiber

Chain ec: 

[illegible]



[illegible]

- Molecule 18: Short tail fiber

Chain fE:

THR	VAL	VAL	ARG	GLY	TRP	ASP	MET
PHE	ILE	ILE	ILE	THR	ALA	ASP	ALA
GLN	GLY	GLY	GLY	ARG	HIS	LEU	ILE
ALA	VAL	ARG	TYR	SER	GLY	GLU	K3
PRO	SER	VAL	ALA	ASN	SER	PRO	V92
GLN	ALA	THR	VAL	GLU	ASP	ARG	ILE
GLY	GLY	SER	LYS	VAL	ALA	LEU	ARG
CYS	SER	TYR	ALA	ARG	ASN	VAL	GLN
ALA	ALA	SER	THR	LYS	ASP	PRO	ASP
LEU	VAL	VAL	ALA	TYR	PRO	ILE	ILE
THR	ILE	LEU	SER	SER	ASP	GLY	ASP
GLY	THR	THR	VAL	PHE	ALA	ALA	GLN
ILE	VAL	SER	LEU	ASP	GLY	VAL	LEU
VAL	ARG	ILE	PRO	ALA	ARG	ILE	ARG
VAL	GLY	SER	ALA	SER	ALA	PRO	GLN
GLN	THR	ILE	SER	ARG	LEU	TRP	ASP
LEU	THR	ALA	ILE	GLU	GLY	PRO	VAL
THR	SER	ASP	SER	VAL	SER	GLY	ALA
ASN	VAL	PRO	GLY	PRO	VAL	ALA	ASP
GLU	GLY	GLY	GLN	VAL	GLN	THR	LEU
SER	SER	ILE	TYR	ALA	GLY	VAL	ARG
ASN	SER	ILE	PRO	ALA	ASP	PRO	ARG
SER	SER	ILE	THR	GLU	ALA	ASP	TYR
GLY	THR	THR	ILE	GLU	ILE	ASP	VAL
ARG	ALA	VAL	SER	ASN	ILE	GLY	THR
ASN	ALA	THR	TRP	ASN	ARG	TRP	ASP
ILE	VAL	THR	SER	PRO	ASN	LEU	GLN
GLY	THR	SER	THR	LYS	GLU	LEU	LYS
GLY	ILE	GLN	GLN	ASN	THR	CYS	VAL
VAL	ILE	MET	ASN	ILE	GLY	SER	GLN
PRO	PRO	LEU	ALA	ALA	TYR	GLY	GLU
GLU	GLU	VAL	ALA	VAL	PHE	GLN	LEU
LYS	GLN	VAL	VAL	MET	PRO	VAL	LYS
PRO	VAL	THR	ALA	TYR	ALA	PHE	GLN
ILE	GLU	THR	ALA	THR	ASP	ASN	GLU
GLN	GLU	SER	VAL	ILE	ILE	THR	ILE
LYS	SER	PRO	ASP	LYS	GLY	GLY	GLN
VAL	VAL	SER	GLY	THR	ASN	GLN	GLY
ASN	ASN	SER	SER	ASP	SER	ASN	VAL
GLY	ASN	ALA	GLY	GLN	ASN	PRO	ARG
VAL	ARG	ARG	ASN	ALA	PHE	LYS	ASN
VAL	ARG	GLU	ILE	GLN	ILE	LEU	ASP
THR	LEU	PRO	SER	SER	GLY	TYR	LEU
VAL	GLY	GLY	LEU	SER	ARG	SER	ASN
THR	ALA	GLN	VAL	GLY	TYR	VAL	LYS
ILE	VAL	PHE	GLY	GLY	VAL	LEU	LEU
THR	GLY	LEU	PRO	ASN	GLY	GLY	ARG
THR	SER	SER	GLY	SER	GLY	ARG	GLN
GLY	TYR	ILE	ASN	PRO	ALA	ASN	ASP
	ILE	ASN	THR	THR	PHE	VAL	PHE
	PRO	SER	ASN	ILE	ASP	VAL	ASP
	PRO	SER	ILE	ILE	ASP	PRO	ALA
	SER	VAL	ILE	VAL	GLY	ASP	ALA
	PRO	ALA	ALA	VAL	GLY	TYR	ILE
	SER	ALA	SER	SER	SER	ARG	THR
	SER	VAL	ILE	PRO	LEU	GLY	GLN
	ASN	ASN	THR	THR	THR	PHE	VAL
	VAL	ASP	THR	THR	GLY	LEU	ASN
	MET	ALA	GLY	ILE	GLY	LEU	GLY
	SER	GLY	MET	THR	ASP	ARG	ILE
	THR	THR	ASN	ASN	ASP	CTR	ILE

- Molecule 18: Short tail fiber

Chain fF: 

ARG	ILE	ARG	GLY	TRP	ASP	MET
GLY	GLY	ARG	THR	ALA	ASP	ALA
TYR	TYR	SER	GLY	HIS	LEU	K3
ALA	ALA	ASN	GLY	ASP	PRO	V92
VAL	VAL	GLU	ASP	ASP	ARG	ILE
LYS	LYS	VAL	VAL	ALA	LEU	ARG
ALA	ALA	ARG	ASN	ASN	VAL	GLN
THR	THR	LYS	ASP	PRO	ASP	ASP
ALA	ALA	TYR	PRO	ILE	ILE	ILE
SER	SER	SER	ASP	ASP	GLY	GLN
VAL	VAL	PHE	ALA	ALA	ALA	ALA
LEU	LEU	ASP	GLY	GLY	VAL	LEU
PRO	PRO	ALA	ARG	ALA	ILE	ARG
ALA	ALA	SER	ALA	ARG	PRO	GLN
SER	SER	ARG	LEU	LEU	TRP	ASP
ILE	ILE	GLU	GLY	GLY	PRO	VAL
SER	SER	VAL	VAL	SER	GLY	ALA
GLY	GLY	PRO	VAL	VAL	ALA	ASP
GLN	GLN	VAL	VAL	GLN	THR	LEU
TYR	TYR	ALA	ALA	GLY	VAL	ARG
PRO	PRO	ALA	ALA	ASP	PRO	ARG
ILE	ILE	GLU	GLU	ALA	ASP	TYR
SER	SER	ASN	ASN	ILE	ILE	VAL
TRP	TRP	ARG	ARG	ARG	TRP	ASP
SER	SER	PRO	PRO	ASN	LEU	GLN
THR	THR	LYS	LYS	ILE	GLU	LYS
GLN	GLN	ASN	ASN	THR	CYS	VAL
ASN	ASN	ILE	GLY	GLY	SER	GLN
ALA	ALA	ALA	ALA	TYR	GLY	GLU
ALA	ALA	VAL	VAL	PHE	GLN	LEU
VAL	VAL	TYR	TYR	ALA	VAL	LYS
ALA	ALA	ILE	ILE	ASP	PHE	GLN
THR	THR	ILE	ILE	ASP	ASN	GLU
VAL	VAL	ILE	ILE	ILE	THR	ILE
ASP	ASP	LYS	LYS	GLY	GLY	GLN
GLY	GLY	THR	THR	ASN	GLN	GLY
SER	SER	ASP	ASP	SER	ASN	VAL
GLY	GLY	GLN	GLN	ASN	PRO	ARG
ASN	ASN	ALA	ALA	PHE	LYS	ASN
ILE	ILE	GLN	GLN	ILE	LEU	ASP
SER	SER	SER	SER	GLY	TYR	LEU
LEU	LEU	SER	SER	ARG	SER	ASN
VAL	VAL	GLY	GLY	TYR	VAL	LYS
GLY	GLY	GLY	GLY	VAL	LEU	LEU
PRO	PRO	ASN	ASN	GLY	GLY	ARG
GLY	GLY	SER	SER	GLY	ARG	GLN
GLU	GLU	PRO	PRO	ALA	ASN	ASP
THR	THR	THR	THR	PHE	VAL	PHE
ALA	ALA	ASN	ASN	VAL	VAL	ASP
ASN	ASN	ILE	ILE	ARG	VAL	ALA
ILE	ILE	VAL	VAL	ASP	ASP	ALA
VAL	VAL	VAL	VAL	GLY	TYR	ILE
SER	SER	SER	SER	SER	ARG	THR
ILE	ILE	PRO	PRO	LEU	GLY	GLN
SER	SER	THR	THR	THR	LEU	VAL
THR	THR	THR	THR	SER	PHE	ASN
GLY	GLY	ILE	ILE	GLY	LEU	GLY
MET	MET	ASN	ASN	ASP	ARG	ARG
ASN	ASN	THR	THR	THR	GLY	ILE

[illegible]

- Molecule 18: Short tail fiber

Chain fG:  16% 84%

[illegible]

- Molecule 18: Short tail fiber

Chain fH: 16% 84%

[illegible]

VAL	THR
ILE	PHE
GLY	GLN
VAL	ALA
SER	PRO
ALA	GLN
GLY	GLY
SER	CYS
THR	ALA
ILE	LEU
THR	THR
GLY	GLY
VAL	ILE
ARG	ILE
GLY	VAL
THR	GLN
LEU	GLU
SER	ASN
GLY	GLU
VAL	SER
SER	ASN
THR	SER
GLY	GLY
ASP	THR
ARG	GLY
ALA	ASN
VAL	ILE
THR	GLY
ILE	GLY
ILE	VAL
PRO	TYR
GLU	TYR
GLN	LYS
VAL	PRO
GLU	ILE
GLU	ILE
SER	GLN
VAL	LYS
GLN	VAL
ASP	ASN
ASN	GLY
ARG	VAL
LEU	TRP
GLY	VAL
ALA	THR
VAL	ILE
GLY	THR
SER	GLY
TYR	
ILE	
PRO	
PRO	
SER	
PRO	
SER	
SER	
ASN	
VAL	
MET	
SER	
TRP	

4 Experimental information

Property	Value	Source
EM reconstruction method	SINGLE PARTICLE	Depositor
Imposed symmetry	POINT, Not provided	
Number of particles used	12638	Depositor
Resolution determination method	FSC 0.143 CUT-OFF	Depositor
CTF correction method	PHASE FLIPPING AND AMPLITUDE CORRECTION	Depositor
Microscope	FEI TITAN KRIOS	Depositor
Voltage (kV)	300	Depositor
Electron dose ($e^-/\text{\AA}^2$)	50	Depositor
Minimum defocus (nm)	1000	Depositor
Maximum defocus (nm)	4000	Depositor
Magnification	Not provided	
Image detector	FEI FALCON III (4k x 4k)	Depositor

5 Model quality [i](#)

5.1 Standard geometry [i](#)

The Z score for a bond length (or angle) is the number of standard deviations the observed value is removed from the expected value. A bond length (or angle) with $|Z| > 5$ is considered an outlier worth inspection. RMSZ is the root-mean-square of all Z scores of the bond lengths (or angles).

Mol	Chain	Bond lengths		Bond angles	
		RMSZ	$\# Z > 5$	RMSZ	$\# Z > 5$
1	A	0.34	0/3081	0.61	0/4153
1	B	0.34	0/3081	0.61	0/4153
1	K	0.34	0/3081	0.61	0/4153
1	L	0.34	0/3081	0.61	0/4153
1	U	0.34	0/3081	0.61	0/4153
1	V	0.34	0/3081	0.61	0/4153
1	e	0.34	0/3081	0.60	0/4153
1	f	0.34	0/3081	0.61	0/4153
1	o	0.34	0/3081	0.60	0/4153
1	p	0.34	0/3081	0.61	0/4153
1	y	0.34	0/3081	0.61	0/4153
1	z	0.34	0/3081	0.61	0/4153
2	1	0.24	0/1332	0.45	0/1815
2	2	0.24	0/1332	0.46	0/1815
2	C	0.24	0/1332	0.45	0/1815
2	D	0.24	0/1332	0.46	0/1815
2	M	0.24	0/1332	0.45	0/1815
2	N	0.24	0/1332	0.46	0/1815
2	W	0.24	0/1332	0.45	0/1815
2	X	0.24	0/1332	0.46	0/1815
2	g	0.24	0/1332	0.45	0/1815
2	h	0.24	0/1332	0.46	0/1815
2	q	0.24	0/1332	0.45	0/1815
2	r	0.24	0/1332	0.46	0/1815
3	3	0.36	0/1156	0.53	0/1567
3	E	0.36	0/1156	0.53	0/1567
3	O	0.36	0/1156	0.53	0/1567
3	Y	0.36	0/1156	0.53	0/1567
3	i	0.36	0/1156	0.53	0/1567
3	s	0.36	0/1156	0.53	0/1567
4	4	0.36	0/1708	0.50	0/2339
4	F	0.36	0/1708	0.50	0/2339
4	P	0.36	0/1708	0.50	0/2339
4	Z	0.36	0/1708	0.50	0/2339

Mol	Chain	Bond lengths		Bond angles	
		RMSZ	# Z >5	RMSZ	# Z >5
4	j	0.36	0/1708	0.50	0/2339
4	t	0.36	0/1708	0.50	0/2339
5	0	0.24	0/1185	0.45	0/1615
5	5	0.38	0/1099	0.48	0/1499
5	6	0.35	0/1144	0.48	0/1559
5	A0	0.24	0/1185	0.45	0/1615
5	A2	0.24	0/1185	0.45	0/1615
5	A4	0.24	0/1185	0.45	0/1615
5	A6	0.24	0/1185	0.45	0/1615
5	A8	0.24	0/1185	0.45	0/1615
5	AB	0.24	0/1185	0.45	0/1615
5	AD	0.24	0/1185	0.45	0/1615
5	AF	0.24	0/1185	0.45	0/1615
5	AH	0.24	0/1185	0.45	0/1615
5	AJ	0.24	0/1185	0.45	0/1615
5	AL	0.24	0/1185	0.45	0/1615
5	AN	0.24	0/1185	0.45	0/1615
5	AP	0.24	0/1185	0.45	0/1615
5	AR	0.24	0/1185	0.45	0/1615
5	AT	0.24	0/1185	0.45	0/1615
5	AV	0.24	0/1185	0.45	0/1615
5	AX	0.24	0/1185	0.45	0/1615
5	AZ	0.24	0/1185	0.45	0/1615
5	Ab	0.24	0/1185	0.45	0/1615
5	Ad	0.24	0/1185	0.45	0/1615
5	Af	0.24	0/1185	0.45	0/1615
5	Ah	0.24	0/1185	0.45	0/1615
5	Aj	0.24	0/1185	0.45	0/1615
5	Al	0.24	0/1185	0.45	0/1615
5	An	0.24	0/1185	0.45	0/1615
5	Ap	0.24	0/1185	0.45	0/1615
5	Ar	0.24	0/1185	0.45	0/1615
5	At	0.24	0/1185	0.45	0/1615
5	Av	0.24	0/1185	0.45	0/1615
5	Ax	0.24	0/1185	0.45	0/1615
5	Az	0.24	0/1185	0.45	0/1615
5	B0	0.24	0/1185	0.45	0/1615
5	B2	0.24	0/1185	0.45	0/1615
5	B4	0.24	0/1185	0.45	0/1615
5	B6	0.24	0/1185	0.45	0/1615
5	B8	0.24	0/1185	0.45	0/1615
5	BB	0.24	0/1185	0.45	0/1615
5	BD	0.24	0/1185	0.45	0/1615

Mol	Chain	Bond lengths		Bond angles	
		RMSZ	# Z >5	RMSZ	# Z >5
5	BF	0.24	0/1185	0.45	0/1615
5	BH	0.24	0/1185	0.45	0/1615
5	BJ	0.24	0/1185	0.45	0/1615
5	BL	0.24	0/1185	0.45	0/1615
5	BN	0.24	0/1185	0.45	0/1615
5	BP	0.24	0/1185	0.45	0/1615
5	BR	0.24	0/1185	0.45	0/1615
5	BT	0.24	0/1185	0.45	0/1615
5	BV	0.24	0/1185	0.45	0/1615
5	BX	0.24	0/1185	0.45	0/1615
5	BZ	0.24	0/1185	0.45	0/1615
5	Bb	0.24	0/1185	0.45	0/1615
5	Bd	0.24	0/1185	0.45	0/1615
5	Bf	0.24	0/1185	0.45	0/1615
5	Bh	0.24	0/1185	0.45	0/1615
5	Bj	0.24	0/1185	0.45	0/1615
5	Bl	0.24	0/1185	0.45	0/1615
5	Bn	0.24	0/1185	0.45	0/1615
5	Bp	0.24	0/1185	0.45	0/1615
5	Br	0.24	0/1185	0.45	0/1615
5	Bt	0.24	0/1185	0.45	0/1615
5	Bv	0.24	0/1185	0.45	0/1615
5	Bx	0.24	0/1185	0.45	0/1615
5	Bz	0.24	0/1185	0.45	0/1615
5	C0	0.24	0/1185	0.45	0/1615
5	C2	0.24	0/1185	0.45	0/1615
5	C4	0.24	0/1185	0.45	0/1615
5	C6	0.23	0/1185	0.45	0/1615
5	C8	0.24	0/1185	0.45	0/1615
5	CB	0.24	0/1185	0.45	0/1615
5	CD	0.24	0/1185	0.45	0/1615
5	CF	0.24	0/1185	0.45	0/1615
5	CH	0.24	0/1185	0.45	0/1615
5	CJ	0.24	0/1185	0.45	0/1615
5	CL	0.24	0/1185	0.45	0/1615
5	CN	0.24	0/1185	0.45	0/1615
5	CP	0.24	0/1185	0.45	0/1615
5	CR	0.24	0/1185	0.45	0/1615
5	CT	0.24	0/1185	0.45	0/1615
5	CV	0.24	0/1185	0.45	0/1615
5	CX	0.24	0/1185	0.45	0/1615
5	CZ	0.24	0/1185	0.45	0/1615
5	Cb	0.24	0/1185	0.45	0/1615

Mol	Chain	Bond lengths		Bond angles	
		RMSZ	# Z >5	RMSZ	# Z >5
5	Cd	0.24	0/1185	0.45	0/1615
5	Cf	0.24	0/1185	0.45	0/1615
5	Ch	0.24	0/1185	0.45	0/1615
5	Cj	0.24	0/1185	0.45	0/1615
5	Cl	0.24	0/1185	0.45	0/1615
5	Cn	0.24	0/1185	0.45	0/1615
5	Cp	0.24	0/1185	0.45	0/1615
5	Cr	0.24	0/1185	0.45	0/1615
5	Ct	0.24	0/1185	0.45	0/1615
5	Cv	0.24	0/1185	0.45	0/1615
5	Cx	0.24	0/1185	0.45	0/1615
5	Cz	0.24	0/1185	0.45	0/1615
5	D0	0.24	0/1185	0.45	0/1615
5	D2	0.24	0/1185	0.45	0/1615
5	D4	0.24	0/1185	0.45	0/1615
5	D6	0.24	0/1185	0.45	0/1615
5	D8	0.24	0/1185	0.45	0/1615
5	DB	0.24	0/1185	0.45	0/1615
5	DD	0.24	0/1185	0.45	0/1615
5	DF	0.24	0/1185	0.45	0/1615
5	DH	0.23	0/1185	0.45	0/1615
5	DJ	0.24	0/1185	0.45	0/1615
5	DL	0.24	0/1185	0.45	0/1615
5	DN	0.24	0/1185	0.45	0/1615
5	DP	0.24	0/1185	0.45	0/1615
5	DR	0.24	0/1185	0.45	0/1615
5	DT	0.24	0/1185	0.45	0/1615
5	DV	0.24	0/1185	0.45	0/1615
5	DX	0.24	0/1185	0.45	0/1615
5	DZ	0.24	0/1185	0.45	0/1615
5	Db	0.24	0/1185	0.45	0/1615
5	Dd	0.24	0/1185	0.45	0/1615
5	Df	0.24	0/1185	0.45	0/1615
5	Dh	0.24	0/1185	0.45	0/1615
5	Dj	0.24	0/1185	0.45	0/1615
5	Dl	0.24	0/1185	0.45	0/1615
5	Dn	0.24	0/1185	0.45	0/1615
5	Dp	0.23	0/1185	0.45	0/1615
5	Dr	0.24	0/1185	0.45	0/1615
5	Dt	0.24	0/1185	0.45	0/1615
5	Dv	0.24	0/1185	0.45	0/1615
5	Dx	0.24	0/1185	0.45	0/1615
5	Dz	0.24	0/1185	0.45	0/1615

Mol	Chain	Bond lengths		Bond angles	
		RMSZ	# Z >5	RMSZ	# Z >5
5	EB	0.24	0/1185	0.45	0/1615
5	ED	0.24	0/1185	0.45	0/1615
5	EF	0.24	0/1185	0.45	0/1615
5	EH	0.24	0/1185	0.45	0/1615
5	EJ	0.24	0/1185	0.45	0/1615
5	EL	0.24	0/1185	0.45	0/1615
5	EN	0.24	0/1185	0.45	0/1615
5	G	0.38	0/1099	0.48	0/1499
5	H	0.35	0/1144	0.48	0/1559
5	Q	0.38	0/1099	0.48	0/1499
5	R	0.35	0/1144	0.48	0/1559
5	a	0.38	0/1099	0.48	0/1499
5	b	0.35	0/1144	0.48	0/1559
5	d8	0.24	0/1185	0.45	0/1615
5	dZ	0.26	0/1191	0.50	0/1623
5	da	0.26	0/1191	0.51	0/1623
5	db	0.29	0/1200	0.53	0/1635
5	dc	0.29	0/1200	0.53	0/1635
5	ds	0.24	0/1185	0.45	0/1615
5	e4	0.24	0/1185	0.45	0/1615
5	e9	0.24	0/1185	0.45	0/1615
5	eG	0.26	0/1191	0.50	0/1623
5	eH	0.26	0/1191	0.51	0/1623
5	eI	0.29	0/1200	0.54	0/1635
5	eJ	0.29	0/1200	0.53	0/1635
5	eQ	0.24	0/1185	0.45	0/1615
5	eV	0.24	0/1185	0.45	0/1615
5	et	0.26	0/1191	0.51	0/1623
5	eu	0.26	0/1191	0.51	0/1623
5	ev	0.29	0/1200	0.54	0/1635
5	ew	0.29	0/1200	0.53	0/1635
5	k	0.38	0/1099	0.48	0/1499
5	l	0.35	0/1144	0.48	0/1559
5	u	0.38	0/1099	0.48	0/1499
5	v	0.35	0/1144	0.48	0/1559
6	7	0.28	0/3337	0.49	0/4540
6	8	0.27	0/3322	0.50	0/4514
6	9	0.26	0/3510	0.49	0/4778
6	A1	0.27	0/3510	0.49	0/4778
6	A3	0.27	0/3510	0.49	0/4778
6	A5	0.27	0/3510	0.49	0/4778
6	A7	0.27	0/3510	0.49	0/4778
6	A9	0.27	0/3510	0.49	0/4778

Mol	Chain	Bond lengths		Bond angles	
		RMSZ	# Z >5	RMSZ	# Z >5
6	AA	0.27	0/3510	0.49	0/4778
6	AC	0.27	0/3510	0.49	0/4778
6	AE	0.27	0/3510	0.49	0/4778
6	AG	0.27	0/3510	0.49	0/4778
6	AI	0.27	0/3510	0.49	0/4778
6	AK	0.27	0/3510	0.49	0/4778
6	AM	0.27	0/3510	0.49	0/4778
6	AO	0.27	0/3510	0.49	0/4778
6	AQ	0.27	0/3510	0.49	0/4778
6	AS	0.27	0/3510	0.49	0/4778
6	AU	0.27	0/3510	0.49	0/4778
6	AW	0.27	0/3510	0.49	0/4778
6	AY	0.27	0/3510	0.49	0/4778
6	Aa	0.27	0/3510	0.49	0/4778
6	Ac	0.27	0/3510	0.49	0/4778
6	Ae	0.27	0/3510	0.49	0/4778
6	Ag	0.27	0/3510	0.49	0/4778
6	Ai	0.27	0/3510	0.49	0/4778
6	Ak	0.27	0/3510	0.49	0/4778
6	Am	0.27	0/3510	0.49	0/4778
6	Ao	0.27	0/3510	0.49	0/4778
6	Aq	0.27	0/3510	0.49	0/4778
6	As	0.27	0/3510	0.49	0/4778
6	Au	0.27	0/3510	0.49	0/4778
6	Aw	0.27	0/3510	0.49	0/4778
6	Ay	0.27	0/3510	0.49	0/4778
6	B1	0.27	0/3510	0.49	0/4778
6	B3	0.27	0/3510	0.49	0/4778
6	B5	0.27	0/3510	0.49	0/4778
6	B7	0.27	0/3510	0.49	0/4778
6	B9	0.27	0/3510	0.49	0/4778
6	BA	0.27	0/3510	0.49	0/4778
6	BC	0.27	0/3510	0.49	0/4778
6	BE	0.27	0/3510	0.49	0/4778
6	BG	0.27	0/3510	0.49	0/4778
6	BI	0.27	0/3510	0.49	0/4778
6	BK	0.27	0/3510	0.49	0/4778
6	BM	0.27	0/3510	0.49	0/4778
6	BO	0.27	0/3510	0.49	0/4778
6	BQ	0.27	0/3510	0.49	0/4778
6	BS	0.27	0/3510	0.49	0/4778
6	BU	0.27	0/3510	0.49	0/4778
6	BW	0.27	0/3510	0.49	0/4778

Mol	Chain	Bond lengths		Bond angles	
		RMSZ	# Z >5	RMSZ	# Z >5
6	BY	0.27	0/3510	0.49	0/4778
6	Ba	0.27	0/3510	0.49	0/4778
6	Bc	0.27	0/3510	0.49	0/4778
6	Be	0.27	0/3510	0.49	0/4778
6	Bg	0.26	0/3510	0.49	0/4778
6	Bi	0.27	0/3510	0.49	0/4778
6	Bk	0.27	0/3510	0.49	0/4778
6	Bm	0.26	0/3510	0.49	0/4778
6	Bo	0.27	0/3510	0.49	0/4778
6	Bq	0.27	0/3510	0.49	0/4778
6	Bs	0.27	0/3510	0.49	0/4778
6	Bu	0.27	0/3510	0.49	0/4778
6	Bw	0.27	0/3510	0.49	0/4778
6	By	0.27	0/3510	0.49	0/4778
6	C1	0.27	0/3510	0.49	0/4778
6	C3	0.27	0/3510	0.49	0/4778
6	C5	0.27	0/3510	0.49	0/4778
6	C7	0.26	0/3510	0.49	0/4778
6	C9	0.27	0/3510	0.49	0/4778
6	CA	0.27	0/3510	0.49	0/4778
6	CC	0.27	0/3510	0.49	0/4778
6	CE	0.27	0/3510	0.49	0/4778
6	CG	0.27	0/3510	0.49	0/4778
6	CI	0.27	0/3510	0.49	0/4778
6	CK	0.27	0/3510	0.49	0/4778
6	CM	0.27	0/3510	0.49	0/4778
6	CO	0.27	0/3510	0.49	0/4778
6	CQ	0.27	0/3510	0.49	0/4778
6	CS	0.27	0/3510	0.49	0/4778
6	CU	0.27	0/3510	0.49	0/4778
6	CW	0.27	0/3510	0.49	0/4778
6	CY	0.27	0/3510	0.49	0/4778
6	Ca	0.27	0/3510	0.49	0/4778
6	Cc	0.27	0/3510	0.49	0/4778
6	Ce	0.27	0/3510	0.49	0/4778
6	Cg	0.27	0/3510	0.49	0/4778
6	Ci	0.27	0/3510	0.49	0/4778
6	Ck	0.27	0/3510	0.49	0/4778
6	Cm	0.27	0/3510	0.49	0/4778
6	Co	0.27	0/3510	0.49	0/4778
6	Cq	0.27	0/3510	0.49	0/4778
6	Cs	0.27	0/3510	0.49	0/4778
6	Cu	0.27	0/3510	0.49	0/4778

Mol	Chain	Bond lengths		Bond angles	
		RMSZ	# Z >5	RMSZ	# Z >5
6	Cw	0.27	0/3510	0.49	0/4778
6	Cy	0.27	0/3510	0.49	0/4778
6	D1	0.27	0/3510	0.49	0/4778
6	D3	0.27	0/3510	0.49	0/4778
6	D5	0.27	0/3510	0.49	0/4778
6	D7	0.27	0/3510	0.49	0/4778
6	D9	0.27	0/3510	0.49	0/4778
6	DA	0.27	0/3510	0.49	0/4778
6	DC	0.27	0/3510	0.49	0/4778
6	DE	0.27	0/3510	0.49	0/4778
6	DG	0.27	0/3510	0.49	0/4778
6	DI	0.27	0/3510	0.49	0/4778
6	DK	0.27	0/3510	0.49	0/4778
6	DM	0.27	0/3510	0.49	0/4778
6	DO	0.27	0/3510	0.49	0/4778
6	DQ	0.27	0/3510	0.49	0/4778
6	DS	0.27	0/3510	0.49	0/4778
6	DU	0.27	0/3510	0.49	0/4778
6	DW	0.27	0/3510	0.49	0/4778
6	DY	0.27	0/3510	0.49	0/4778
6	Da	0.27	0/3510	0.49	0/4778
6	Dc	0.27	0/3510	0.49	0/4778
6	De	0.27	0/3510	0.49	0/4778
6	Dg	0.27	0/3510	0.49	0/4778
6	Di	0.27	0/3510	0.49	0/4778
6	Dk	0.27	0/3510	0.49	0/4778
6	Dm	0.27	0/3510	0.49	0/4778
6	Do	0.27	0/3510	0.49	0/4778
6	Dq	0.27	0/3510	0.49	0/4778
6	Ds	0.27	0/3510	0.49	0/4778
6	Du	0.27	0/3510	0.49	0/4778
6	Dw	0.27	0/3510	0.49	0/4778
6	Dy	0.27	0/3510	0.49	0/4778
6	EA	0.27	0/3510	0.49	0/4778
6	EC	0.27	0/3510	0.49	0/4778
6	EE	0.27	0/3510	0.49	0/4778
6	EG	0.27	0/3510	0.49	0/4778
6	EI	0.27	0/3510	0.49	0/4778
6	EK	0.27	0/3510	0.49	0/4778
6	EM	0.27	0/3510	0.49	0/4778
6	I	0.28	0/3337	0.49	0/4540
6	J	0.27	0/3322	0.50	0/4514
6	S	0.28	0/3337	0.49	0/4540

Mol	Chain	Bond lengths		Bond angles	
		RMSZ	# Z >5	RMSZ	# Z >5
6	T	0.27	0/3322	0.50	0/4514
6	c	0.28	0/3337	0.49	0/4540
6	d	0.27	0/3322	0.50	0/4514
6	dT	0.26	0/3497	0.46	0/4757
6	dU	0.26	0/3497	0.47	0/4757
6	dV	0.27	0/3457	0.47	0/4697
6	dW	0.27	0/3457	0.48	0/4697
6	dX	0.27	0/3312	0.48	0/4498
6	dY	0.27	0/3312	0.48	0/4498
6	eA	0.26	0/3497	0.46	0/4757
6	eB	0.26	0/3497	0.47	0/4757
6	eC	0.27	0/3457	0.48	0/4697
6	eD	0.27	0/3457	0.48	0/4697
6	eE	0.27	0/3312	0.48	0/4498
6	eF	0.27	0/3312	0.48	0/4498
6	en	0.26	0/3497	0.46	0/4757
6	eo	0.26	0/3497	0.47	0/4757
6	ep	0.27	0/3457	0.47	0/4697
6	eq	0.27	0/3457	0.48	0/4697
6	er	0.27	0/3312	0.48	0/4498
6	es	0.27	0/3312	0.48	0/4498
6	m	0.29	0/3337	0.49	0/4540
6	n	0.27	0/3322	0.50	0/4514
6	w	0.28	0/3337	0.49	0/4540
6	x	0.27	0/3322	0.50	0/4514
7	E0	0.26	0/1104	0.48	0/1500
7	E2	0.26	0/1104	0.47	0/1500
7	E3	0.25	0/1104	0.46	0/1500
7	E4	0.25	0/1095	0.47	0/1489
7	E5	0.26	0/1104	0.47	0/1500
7	E6	0.25	0/1082	0.46	0/1468
7	E7	0.26	0/1104	0.46	0/1500
7	E8	0.27	0/1104	0.49	0/1500
7	E9	0.27	0/1104	0.46	0/1500
7	Eb	0.26	0/1104	0.47	0/1500
7	Ec	0.25	0/1104	0.46	0/1500
7	Ed	0.25	0/1095	0.47	0/1489
7	Ee	0.26	0/1104	0.47	0/1500
7	Ef	0.25	0/1082	0.46	0/1468
7	Eg	0.26	0/1104	0.46	0/1500
7	Uh	0.27	0/1104	0.49	0/1500
7	Ei	0.27	0/1104	0.46	0/1500
7	Ej	0.26	0/1104	0.48	0/1500

Mol	Chain	Bond lengths		Bond angles	
		RMSZ	# Z >5	RMSZ	# Z >5
7	Ek	0.26	0/1104	0.47	0/1500
7	El	0.26	0/1104	0.49	0/1500
7	Em	0.26	0/1088	0.48	0/1479
7	En	0.25	0/1104	0.49	0/1500
7	F1	0.26	0/1104	0.49	0/1500
7	F2	0.26	0/1088	0.48	0/1479
7	F3	0.25	0/1104	0.49	0/1500
7	FA	0.26	0/1104	0.47	0/1500
7	FB	0.26	0/1104	0.49	0/1500
7	FC	0.26	0/1088	0.48	0/1479
7	FD	0.25	0/1104	0.49	0/1500
7	FR	0.26	0/1104	0.47	0/1500
7	FS	0.25	0/1104	0.46	0/1500
7	FT	0.25	0/1095	0.47	0/1489
7	FU	0.26	0/1104	0.47	0/1500
7	FV	0.25	0/1082	0.46	0/1468
7	FW	0.26	0/1104	0.46	0/1500
7	FX	0.26	0/1104	0.49	0/1500
7	FY	0.27	0/1104	0.46	0/1500
7	FZ	0.26	0/1104	0.48	0/1500
7	Fa	0.26	0/1104	0.47	0/1500
7	Fb	0.26	0/1104	0.49	0/1500
7	Fc	0.26	0/1088	0.48	0/1479
7	Fd	0.25	0/1104	0.49	0/1500
7	Fq	0.26	0/1104	0.47	0/1500
7	Fr	0.25	0/1104	0.46	0/1500
7	Fs	0.25	0/1095	0.47	0/1489
7	Ft	0.26	0/1104	0.47	0/1500
7	Fu	0.25	0/1082	0.46	0/1468
7	Fv	0.26	0/1104	0.46	0/1500
7	Fw	0.26	0/1104	0.49	0/1500
7	Fx	0.27	0/1104	0.46	0/1500
7	Fy	0.26	0/1104	0.48	0/1500
7	Fz	0.26	0/1104	0.47	0/1500
7	G0	0.26	0/1104	0.47	0/1500
7	G7	0.26	0/1104	0.47	0/1500
7	G8	0.25	0/1104	0.46	0/1500
7	G9	0.25	0/1095	0.47	0/1489
7	GG	0.26	0/1104	0.47	0/1500
7	GH	0.25	0/1104	0.46	0/1500
7	GI	0.25	0/1095	0.47	0/1489
7	GJ	0.26	0/1104	0.47	0/1500
7	GK	0.25	0/1082	0.46	0/1468

Mol	Chain	Bond lengths		Bond angles	
		RMSZ	# Z >5	RMSZ	# Z >5
7	GL	0.26	0/1104	0.46	0/1500
7	GM	0.27	0/1104	0.49	0/1500
7	GN	0.27	0/1104	0.46	0/1500
7	GO	0.26	0/1104	0.48	0/1500
7	GP	0.26	0/1104	0.47	0/1500
7	GQ	0.26	0/1104	0.49	0/1500
7	GR	0.26	0/1088	0.48	0/1479
7	GS	0.25	0/1104	0.49	0/1500
7	Gg	0.26	0/1104	0.47	0/1500
7	Gh	0.25	0/1104	0.46	0/1500
7	Gi	0.26	0/1095	0.47	0/1489
7	Gj	0.26	0/1104	0.47	0/1500
7	Gk	0.25	0/1082	0.46	0/1468
7	Gl	0.26	0/1104	0.46	0/1500
7	Gm	0.27	0/1104	0.49	0/1500
7	Gn	0.27	0/1104	0.46	0/1500
7	Go	0.26	0/1104	0.48	0/1500
7	Gp	0.26	0/1104	0.47	0/1500
7	Gq	0.26	0/1104	0.49	0/1500
7	Gr	0.26	0/1088	0.48	0/1479
7	Gs	0.25	0/1104	0.49	0/1500
7	H1	0.25	0/1082	0.46	0/1468
7	H2	0.26	0/1104	0.46	0/1500
7	H3	0.27	0/1104	0.49	0/1500
7	H4	0.27	0/1104	0.46	0/1500
7	H5	0.26	0/1104	0.48	0/1500
7	H6	0.26	0/1104	0.47	0/1500
7	H7	0.26	0/1104	0.49	0/1500
7	H8	0.26	0/1088	0.48	0/1479
7	H9	0.26	0/1104	0.49	0/1500
7	HA	0.25	0/1082	0.46	0/1468
7	HB	0.26	0/1104	0.46	0/1500
7	HC	0.27	0/1104	0.49	0/1500
7	HD	0.27	0/1104	0.46	0/1500
7	HE	0.26	0/1104	0.48	0/1500
7	HF	0.26	0/1104	0.47	0/1500
7	HG	0.26	0/1104	0.49	0/1500
7	HH	0.26	0/1088	0.48	0/1479
7	HI	0.25	0/1104	0.49	0/1500
7	HW	0.27	0/1104	0.47	0/1500
7	HX	0.25	0/1104	0.46	0/1500
7	HY	0.25	0/1095	0.47	0/1489
7	HZ	0.26	0/1104	0.47	0/1500

Mol	Chain	Bond lengths		Bond angles	
		RMSZ	# Z >5	RMSZ	# Z >5
7	Ha	0.25	0/1082	0.46	0/1468
7	Hb	0.26	0/1104	0.46	0/1500
7	Hc	0.27	0/1104	0.49	0/1500
7	Hd	0.27	0/1104	0.46	0/1500
7	He	0.26	0/1104	0.48	0/1500
7	Hf	0.26	0/1104	0.47	0/1500
7	Hg	0.26	0/1104	0.49	0/1500
7	Hh	0.26	0/1088	0.48	0/1479
7	Hi	0.25	0/1104	0.49	0/1500
7	Hw	0.27	0/1104	0.47	0/1500
7	Hx	0.25	0/1104	0.46	0/1500
7	Hy	0.26	0/1095	0.47	0/1489
7	Hx	0.26	0/1104	0.47	0/1500
7	IM	0.27	0/1104	0.47	0/1500
7	IN	0.25	0/1104	0.46	0/1500
7	IO	0.25	0/1095	0.47	0/1489
7	IP	0.27	0/1104	0.47	0/1500
7	IQ	0.25	0/1082	0.46	0/1468
7	IR	0.26	0/1104	0.46	0/1500
7	IS	0.27	0/1104	0.49	0/1500
7	IT	0.27	0/1104	0.46	0/1500
7	IU	0.26	0/1104	0.48	0/1500
7	IV	0.26	0/1104	0.47	0/1500
7	IW	0.26	0/1104	0.49	0/1500
7	IX	0.26	0/1088	0.48	0/1479
7	IY	0.25	0/1104	0.49	0/1500
7	Il	0.27	0/1104	0.47	0/1500
7	Im	0.25	0/1104	0.46	0/1500
7	In	0.25	0/1095	0.47	0/1489
7	Io	0.26	0/1104	0.47	0/1500
7	Ip	0.25	0/1082	0.46	0/1468
7	Iq	0.26	0/1104	0.46	0/1500
7	Ir	0.27	0/1104	0.49	0/1500
7	Is	0.26	0/1104	0.46	0/1500
7	It	0.26	0/1104	0.48	0/1500
7	Iu	0.25	0/1104	0.47	0/1500
7	Iv	0.26	0/1104	0.49	0/1500
7	Iw	0.26	0/1088	0.48	0/1479
7	Ix	0.25	0/1104	0.49	0/1500
7	J0	0.26	0/1104	0.48	0/1500
7	J2	0.26	0/1104	0.47	0/1500
7	J3	0.25	0/1104	0.46	0/1500
7	J4	0.25	0/1095	0.47	0/1489

Mol	Chain	Bond lengths		Bond angles	
		RMSZ	# Z >5	RMSZ	# Z >5
7	J5	0.27	0/1104	0.47	0/1500
7	J6	0.25	0/1082	0.46	0/1468
7	J7	0.26	0/1104	0.46	0/1500
7	J8	0.27	0/1104	0.49	0/1500
7	J9	0.27	0/1104	0.46	0/1500
7	JB	0.26	0/1104	0.47	0/1500
7	JC	0.25	0/1104	0.46	0/1500
7	JD	0.25	0/1095	0.47	0/1489
7	JE	0.26	0/1104	0.47	0/1500
7	JF	0.25	0/1082	0.46	0/1468
7	JG	0.26	0/1104	0.46	0/1500
7	JH	0.26	0/1104	0.49	0/1500
7	JI	0.27	0/1104	0.46	0/1500
7	JJ	0.26	0/1104	0.47	0/1500
7	JK	0.26	0/1104	0.47	0/1500
7	JL	0.26	0/1104	0.49	0/1500
7	JM	0.26	0/1088	0.48	0/1479
7	JN	0.25	0/1104	0.49	0/1500
7	Jb	0.26	0/1104	0.47	0/1500
7	Jc	0.25	0/1104	0.46	0/1500
7	Jd	0.25	0/1095	0.47	0/1489
7	Je	0.26	0/1104	0.47	0/1500
7	Jf	0.25	0/1082	0.46	0/1468
7	Jg	0.26	0/1104	0.46	0/1500
7	Jh	0.27	0/1104	0.49	0/1500
7	Ji	0.27	0/1104	0.46	0/1500
7	Jj	0.26	0/1104	0.48	0/1500
7	Jk	0.26	0/1104	0.47	0/1500
7	Jl	0.26	0/1104	0.49	0/1500
7	Jm	0.26	0/1088	0.48	0/1479
7	Jn	0.25	0/1104	0.49	0/1500
7	K1	0.26	0/1104	0.49	0/1500
7	K2	0.26	0/1088	0.48	0/1479
7	K3	0.25	0/1104	0.49	0/1500
7	KA	0.26	0/1104	0.47	0/1500
7	KB	0.26	0/1104	0.49	0/1500
7	KC	0.26	0/1088	0.48	0/1479
7	KD	0.25	0/1104	0.49	0/1500
7	KQ	0.26	0/1104	0.47	0/1500
7	KR	0.25	0/1104	0.46	0/1500
7	KS	0.25	0/1095	0.47	0/1489
7	KT	0.26	0/1104	0.47	0/1500
7	KU	0.25	0/1082	0.46	0/1468

Mol	Chain	Bond lengths		Bond angles	
		RMSZ	# Z >5	RMSZ	# Z >5
7	KV	0.26	0/1104	0.46	0/1500
7	KW	0.27	0/1104	0.49	0/1500
7	KX	0.27	0/1104	0.46	0/1500
7	KY	0.26	0/1104	0.48	0/1500
7	KZ	0.26	0/1104	0.47	0/1500
7	Ka	0.26	0/1104	0.49	0/1500
7	Kb	0.26	0/1088	0.48	0/1479
7	Kc	0.25	0/1104	0.49	0/1500
7	Kq	0.26	0/1104	0.47	0/1500
7	Kr	0.25	0/1104	0.46	0/1500
7	Ks	0.25	0/1095	0.47	0/1489
7	Kt	0.27	0/1104	0.47	0/1500
7	Ku	0.25	0/1082	0.46	0/1468
7	Kv	0.26	0/1104	0.46	0/1500
7	Kw	0.27	0/1104	0.49	0/1500
7	Kx	0.27	0/1104	0.46	0/1500
7	Ky	0.26	0/1104	0.48	0/1500
7	Kz	0.26	0/1104	0.47	0/1500
7	L0	0.27	0/1104	0.47	0/1500
7	L7	0.26	0/1104	0.47	0/1500
7	L8	0.25	0/1104	0.46	0/1500
7	L9	0.25	0/1095	0.47	0/1489
7	LG	0.27	0/1104	0.47	0/1500
7	LH	0.25	0/1104	0.46	0/1500
7	LI	0.25	0/1095	0.47	0/1489
7	LJ	0.26	0/1104	0.47	0/1500
7	LK	0.25	0/1082	0.46	0/1468
7	LL	0.26	0/1104	0.46	0/1500
7	LM	0.27	0/1104	0.49	0/1500
7	LN	0.27	0/1104	0.47	0/1500
7	LO	0.26	0/1104	0.48	0/1500
7	LP	0.26	0/1104	0.47	0/1500
7	LQ	0.26	0/1104	0.49	0/1500
7	LR	0.26	0/1088	0.48	0/1479
7	LS	0.25	0/1104	0.49	0/1500
7	Lg	0.27	0/1104	0.47	0/1500
7	Lh	0.25	0/1104	0.46	0/1500
7	Li	0.25	0/1095	0.47	0/1489
7	Lj	0.27	0/1104	0.47	0/1500
7	Lk	0.25	0/1082	0.46	0/1468
7	Ll	0.26	0/1104	0.46	0/1500
7	Lm	0.26	0/1104	0.49	0/1500
7	Ln	0.27	0/1104	0.46	0/1500

Mol	Chain	Bond lengths		Bond angles	
		RMSZ	# Z >5	RMSZ	# Z >5
7	Lo	0.26	0/1104	0.48	0/1500
7	Lp	0.26	0/1104	0.47	0/1500
7	Lq	0.26	0/1104	0.49	0/1500
7	Lr	0.26	0/1088	0.48	0/1479
7	Ls	0.25	0/1104	0.49	0/1500
7	M1	0.25	0/1082	0.46	0/1468
7	M2	0.26	0/1104	0.46	0/1500
7	M3	0.27	0/1104	0.49	0/1500
7	M4	0.27	0/1104	0.46	0/1500
7	M5	0.26	0/1104	0.48	0/1500
7	M6	0.26	0/1104	0.47	0/1500
7	M7	0.26	0/1104	0.49	0/1500
7	M8	0.26	0/1088	0.48	0/1479
7	M9	0.25	0/1104	0.49	0/1500
7	MA	0.25	0/1082	0.46	0/1468
7	MB	0.26	0/1104	0.46	0/1500
7	MC	0.27	0/1104	0.49	0/1500
7	MD	0.27	0/1104	0.46	0/1500
7	ME	0.26	0/1104	0.48	0/1500
7	MF	0.26	0/1104	0.46	0/1500
7	MG	0.26	0/1104	0.49	0/1500
7	MH	0.26	0/1088	0.48	0/1479
7	MI	0.25	0/1104	0.49	0/1500
7	MW	0.26	0/1104	0.47	0/1500
7	MX	0.25	0/1104	0.46	0/1500
7	MY	0.25	0/1095	0.47	0/1489
7	MZ	0.26	0/1104	0.47	0/1500
7	Ma	0.25	0/1082	0.46	0/1468
7	Mb	0.26	0/1104	0.46	0/1500
7	Mc	0.26	0/1104	0.49	0/1500
7	Md	0.27	0/1104	0.46	0/1500
7	Me	0.26	0/1104	0.48	0/1500
7	Mf	0.26	0/1104	0.47	0/1500
7	Mg	0.26	0/1104	0.49	0/1500
7	Mh	0.26	0/1088	0.48	0/1479
7	Mi	0.26	0/1104	0.49	0/1500
7	Mw	0.26	0/1104	0.47	0/1500
7	Mx	0.25	0/1104	0.46	0/1500
7	My	0.25	0/1095	0.47	0/1489
7	Mz	0.26	0/1104	0.47	0/1500
7	NM	0.26	0/1104	0.47	0/1500
7	NN	0.25	0/1104	0.46	0/1500
7	NO	0.25	0/1095	0.47	0/1489

Mol	Chain	Bond lengths		Bond angles	
		RMSZ	# Z >5	RMSZ	# Z >5
7	NP	0.26	0/1104	0.47	0/1500
7	NQ	0.25	0/1082	0.46	0/1468
7	NR	0.26	0/1104	0.46	0/1500
7	NS	0.27	0/1104	0.49	0/1500
7	NT	0.27	0/1104	0.46	0/1500
7	NU	0.26	0/1104	0.48	0/1500
7	NV	0.26	0/1104	0.47	0/1500
7	NW	0.26	0/1104	0.49	0/1500
7	NX	0.26	0/1088	0.48	0/1479
7	NY	0.25	0/1104	0.49	0/1500
7	Nm	0.27	0/1104	0.47	0/1500
7	Nn	0.25	0/1104	0.46	0/1500
7	No	0.26	0/1095	0.47	0/1489
7	Np	0.26	0/1104	0.47	0/1500
7	Nq	0.25	0/1082	0.46	0/1468
7	Nr	0.26	0/1104	0.46	0/1500
7	Ns	0.27	0/1104	0.49	0/1500
7	Nt	0.27	0/1104	0.46	0/1500
7	Nu	0.26	0/1104	0.48	0/1500
7	Nv	0.26	0/1104	0.47	0/1500
7	Nw	0.26	0/1104	0.49	0/1500
7	Nx	0.26	0/1088	0.48	0/1479
7	Ny	0.25	0/1104	0.49	0/1500
7	O0	0.27	0/1104	0.46	0/1500
7	O3	0.26	0/1104	0.47	0/1500
7	O4	0.25	0/1104	0.46	0/1500
7	O5	0.25	0/1095	0.47	0/1489
7	O6	0.27	0/1104	0.47	0/1500
7	O7	0.25	0/1082	0.46	0/1468
7	O8	0.26	0/1104	0.46	0/1500
7	O9	0.26	0/1104	0.49	0/1500
7	OC	0.27	0/1104	0.47	0/1500
7	OD	0.25	0/1104	0.46	0/1500
7	OE	0.25	0/1095	0.47	0/1489
7	OF	0.26	0/1104	0.47	0/1500
7	OG	0.25	0/1082	0.46	0/1468
7	OH	0.26	0/1104	0.46	0/1500
7	OI	0.26	0/1104	0.49	0/1500
7	OJ	0.27	0/1104	0.46	0/1500
7	OK	0.26	0/1104	0.48	0/1500
7	OL	0.26	0/1104	0.46	0/1500
7	OM	0.26	0/1104	0.49	0/1500
7	ON	0.26	0/1088	0.48	0/1479

Mol	Chain	Bond lengths		Bond angles	
		RMSZ	# Z >5	RMSZ	# Z >5
7	OO	0.26	0/1104	0.49	0/1500
7	Oc	0.27	0/1104	0.47	0/1500
7	Od	0.25	0/1104	0.46	0/1500
7	Oe	0.25	0/1095	0.47	0/1489
7	Of	0.26	0/1104	0.47	0/1500
7	Og	0.25	0/1082	0.46	0/1468
7	Oh	0.26	0/1104	0.46	0/1500
7	Oi	0.27	0/1104	0.49	0/1500
7	Oj	0.27	0/1104	0.46	0/1500
7	Ok	0.26	0/1104	0.48	0/1500
7	Ol	0.26	0/1104	0.46	0/1500
7	Om	0.26	0/1104	0.49	0/1500
7	On	0.26	0/1088	0.48	0/1479
7	Oo	0.25	0/1104	0.49	0/1500
7	P1	0.26	0/1104	0.48	0/1500
7	P2	0.25	0/1104	0.47	0/1500
7	P3	0.26	0/1104	0.49	0/1500
7	P4	0.26	0/1088	0.48	0/1479
7	P5	0.25	0/1104	0.49	0/1500
7	PA	0.26	0/1104	0.47	0/1500
7	PB	0.26	0/1104	0.47	0/1500
7	PC	0.26	0/1104	0.49	0/1500
7	PD	0.26	0/1088	0.48	0/1479
7	PE	0.25	0/1104	0.49	0/1500
7	PS	0.26	0/1104	0.47	0/1500
7	PT	0.25	0/1104	0.46	0/1500
7	PU	0.25	0/1095	0.47	0/1489
7	PV	0.26	0/1104	0.47	0/1500
7	PW	0.25	0/1082	0.46	0/1468
7	PX	0.26	0/1104	0.46	0/1500
7	PY	0.27	0/1104	0.49	0/1500
7	PZ	0.27	0/1104	0.46	0/1500
7	Pa	0.26	0/1104	0.48	0/1500
7	Pb	0.26	0/1104	0.47	0/1500
7	Pc	0.26	0/1104	0.49	0/1500
7	Pd	0.26	0/1088	0.48	0/1479
7	Pe	0.25	0/1104	0.49	0/1500
7	Ps	0.27	0/1104	0.47	0/1500
7	Pt	0.25	0/1104	0.46	0/1500
7	Pu	0.25	0/1095	0.47	0/1489
7	Pv	0.26	0/1104	0.47	0/1500
7	Pw	0.25	0/1082	0.46	0/1468
7	Px	0.26	0/1104	0.46	0/1500

Mol	Chain	Bond lengths		Bond angles	
		RMSZ	# Z >5	RMSZ	# Z >5
7	Py	0.27	0/1104	0.49	0/1500
7	Pz	0.26	0/1104	0.46	0/1500
7	Q0	0.25	0/1104	0.46	0/1500
7	Q9	0.27	0/1104	0.47	0/1500
7	QI	0.27	0/1104	0.47	0/1500
7	QJ	0.25	0/1104	0.46	0/1500
7	QK	0.25	0/1095	0.47	0/1489
7	QL	0.26	0/1104	0.47	0/1500
7	QM	0.25	0/1082	0.45	0/1468
7	QN	0.26	0/1104	0.46	0/1500
7	QO	0.26	0/1104	0.49	0/1500
7	QP	0.27	0/1104	0.46	0/1500
7	QQ	0.26	0/1104	0.48	0/1500
7	QR	0.26	0/1104	0.47	0/1500
7	QS	0.26	0/1104	0.49	0/1500
7	QT	0.26	0/1088	0.48	0/1479
7	QU	0.25	0/1104	0.49	0/1500
7	Qi	0.27	0/1104	0.47	0/1500
7	Qj	0.25	0/1104	0.46	0/1500
7	Qk	0.25	0/1095	0.47	0/1489
7	Ql	0.26	0/1104	0.47	0/1500
7	Qm	0.25	0/1082	0.46	0/1468
7	Qn	0.26	0/1104	0.46	0/1500
7	Qo	0.27	0/1104	0.49	0/1500
7	Qp	0.27	0/1104	0.46	0/1500
7	Qq	0.26	0/1104	0.48	0/1500
7	Qr	0.26	0/1104	0.47	0/1500
7	Qs	0.26	0/1104	0.49	0/1500
7	Qt	0.26	0/1088	0.48	0/1479
7	Qu	0.25	0/1104	0.49	0/1500
7	R0	0.26	0/1088	0.48	0/1479
7	R1	0.25	0/1095	0.47	0/1489
7	R2	0.26	0/1104	0.47	0/1500
7	R3	0.25	0/1082	0.46	0/1468
7	R4	0.26	0/1104	0.46	0/1500
7	R5	0.27	0/1104	0.49	0/1500
7	R6	0.26	0/1104	0.46	0/1500
7	R7	0.26	0/1104	0.48	0/1500
7	R8	0.26	0/1104	0.47	0/1500
7	R9	0.26	0/1104	0.49	0/1500
7	RA	0.25	0/1095	0.47	0/1489
7	RB	0.26	0/1104	0.47	0/1500
7	RC	0.25	0/1082	0.46	0/1468

Mol	Chain	Bond lengths		Bond angles	
		RMSZ	# Z >5	RMSZ	# Z >5
7	RD	0.26	0/1104	0.46	0/1500
7	RE	0.27	0/1104	0.49	0/1500
7	RF	0.27	0/1104	0.46	0/1500
7	RG	0.26	0/1104	0.48	0/1500
7	RH	0.26	0/1104	0.47	0/1500
7	RI	0.26	0/1104	0.49	0/1500
7	RJ	0.26	0/1088	0.48	0/1479
7	RK	0.25	0/1104	0.49	0/1500
7	RY	0.26	0/1104	0.47	0/1500
7	RZ	0.25	0/1104	0.46	0/1500
7	Ra	0.25	0/1095	0.47	0/1489
7	Rb	0.26	0/1104	0.47	0/1500
7	Rc	0.25	0/1082	0.46	0/1468
7	Rd	0.26	0/1104	0.46	0/1500
7	Re	0.27	0/1104	0.49	0/1500
7	Rf	0.27	0/1104	0.46	0/1500
7	Rg	0.26	0/1104	0.48	0/1500
7	Rh	0.26	0/1104	0.47	0/1500
7	Ri	0.26	0/1104	0.49	0/1500
7	Rj	0.26	0/1088	0.48	0/1479
7	Rk	0.25	0/1104	0.49	0/1500
7	Ry	0.26	0/1104	0.47	0/1500
7	Rz	0.25	0/1104	0.46	0/1500
7	S1	0.25	0/1104	0.49	0/1500
7	SA	0.25	0/1104	0.49	0/1500
7	SO	0.26	0/1104	0.47	0/1500
7	SP	0.25	0/1104	0.46	0/1500
7	SQ	0.25	0/1095	0.47	0/1489
7	SR	0.27	0/1104	0.47	0/1500
7	SS	0.25	0/1082	0.46	0/1468
7	ST	0.26	0/1104	0.46	0/1500
7	SU	0.26	0/1104	0.49	0/1500
7	SV	0.27	0/1104	0.46	0/1500
7	SW	0.26	0/1104	0.48	0/1500
7	SX	0.26	0/1104	0.47	0/1500
7	SY	0.26	0/1104	0.49	0/1500
7	SZ	0.26	0/1088	0.48	0/1479
7	Sa	0.25	0/1104	0.49	0/1500
7	So	0.26	0/1104	0.47	0/1500
7	Sp	0.25	0/1104	0.46	0/1500
7	Sq	0.25	0/1095	0.47	0/1489
7	Sr	0.26	0/1104	0.47	0/1500
7	Ss	0.25	0/1082	0.46	0/1468

Mol	Chain	Bond lengths		Bond angles	
		RMSZ	# Z >5	RMSZ	# Z >5
7	St	0.26	0/1104	0.46	0/1500
7	Su	0.27	0/1104	0.49	0/1500
7	Sv	0.27	0/1104	0.46	0/1500
7	Sw	0.26	0/1104	0.48	0/1500
7	Sx	0.26	0/1104	0.47	0/1500
7	Sy	0.26	0/1104	0.49	0/1500
7	Sz	0.26	0/1088	0.48	0/1479
7	T0	0.26	0/1104	0.46	0/1500
7	T5	0.27	0/1104	0.47	0/1500
7	T6	0.25	0/1104	0.46	0/1500
7	T7	0.25	0/1095	0.47	0/1489
7	T8	0.27	0/1104	0.47	0/1500
7	T9	0.25	0/1082	0.46	0/1468
7	TE	0.26	0/1104	0.47	0/1500
7	TF	0.25	0/1104	0.46	0/1500
7	TG	0.25	0/1095	0.47	0/1489
7	TH	0.26	0/1104	0.47	0/1500
7	TI	0.25	0/1082	0.46	0/1468
7	TJ	0.26	0/1104	0.46	0/1500
7	TK	0.27	0/1104	0.49	0/1500
7	TL	0.27	0/1104	0.46	0/1500
7	TM	0.26	0/1104	0.48	0/1500
7	TN	0.26	0/1104	0.47	0/1500
7	TO	0.26	0/1104	0.49	0/1500
7	TP	0.26	0/1088	0.48	0/1479
7	TQ	0.25	0/1104	0.49	0/1500
7	Te	0.26	0/1104	0.47	0/1500
7	Tf	0.25	0/1104	0.46	0/1500
7	Tg	0.25	0/1095	0.47	0/1489
7	Th	0.26	0/1104	0.47	0/1500
7	Ti	0.25	0/1082	0.46	0/1468
7	Tj	0.26	0/1104	0.46	0/1500
7	Tk	0.27	0/1104	0.49	0/1500
7	Tl	0.27	0/1104	0.46	0/1500
7	Tm	0.26	0/1104	0.48	0/1500
7	Tn	0.26	0/1104	0.47	0/1500
7	To	0.26	0/1104	0.49	0/1500
7	Tp	0.26	0/1088	0.48	0/1479
7	Tq	0.25	0/1104	0.49	0/1500
7	U1	0.27	0/1104	0.49	0/1500
7	U2	0.27	0/1104	0.46	0/1500
7	U3	0.26	0/1104	0.48	0/1500
7	U4	0.26	0/1104	0.47	0/1500

Mol	Chain	Bond lengths		Bond angles	
		RMSZ	# Z >5	RMSZ	# Z >5
7	U5	0.26	0/1104	0.49	0/1500
7	U6	0.26	0/1088	0.48	0/1479
7	U7	0.25	0/1104	0.49	0/1500
7	UA	0.27	0/1104	0.49	0/1500
7	UB	0.27	0/1104	0.46	0/1500
7	UC	0.26	0/1104	0.48	0/1500
7	UD	0.26	0/1104	0.47	0/1500
7	UE	0.26	0/1104	0.49	0/1500
7	UF	0.26	0/1088	0.48	0/1479
7	UG	0.25	0/1104	0.49	0/1500
7	UU	0.27	0/1104	0.47	0/1500
7	UV	0.25	0/1104	0.46	0/1500
7	UW	0.25	0/1095	0.47	0/1489
7	UX	0.26	0/1104	0.47	0/1500
7	UY	0.25	0/1082	0.46	0/1468
7	UZ	0.26	0/1104	0.46	0/1500
7	Ua	0.27	0/1104	0.49	0/1500
7	Ub	0.27	0/1104	0.46	0/1500
7	Uc	0.26	0/1104	0.48	0/1500
7	Ud	0.26	0/1104	0.46	0/1500
7	Ue	0.26	0/1104	0.49	0/1500
7	Uf	0.26	0/1088	0.48	0/1479
7	Ug	0.25	0/1104	0.49	0/1500
7	Uu	0.27	0/1104	0.47	0/1500
7	Uv	0.25	0/1104	0.46	0/1500
7	Uw	0.25	0/1095	0.47	0/1489
7	Ux	0.26	0/1104	0.47	0/1500
7	Uy	0.25	0/1082	0.46	0/1468
7	Uz	0.26	0/1104	0.46	0/1500
7	V0	0.26	0/1104	0.47	0/1500
7	VK	0.27	0/1104	0.47	0/1500
7	VL	0.25	0/1104	0.46	0/1500
7	VM	0.25	0/1095	0.47	0/1489
7	VN	0.27	0/1104	0.47	0/1500
7	VO	0.25	0/1082	0.46	0/1468
7	VP	0.26	0/1104	0.46	0/1500
7	VQ	0.26	0/1104	0.49	0/1500
7	VR	0.27	0/1104	0.46	0/1500
7	VS	0.26	0/1104	0.48	0/1500
7	VT	0.26	0/1104	0.47	0/1500
7	VU	0.26	0/1104	0.49	0/1500
7	VV	0.26	0/1088	0.48	0/1479
7	VW	0.25	0/1104	0.49	0/1500

Mol	Chain	Bond lengths		Bond angles	
		RMSZ	# Z >5	RMSZ	# Z >5
7	Vk	0.26	0/1104	0.47	0/1500
7	Vl	0.25	0/1104	0.46	0/1500
7	Vm	0.25	0/1095	0.47	0/1489
7	Vn	0.27	0/1104	0.47	0/1500
7	Vo	0.25	0/1082	0.46	0/1468
7	Vp	0.26	0/1104	0.46	0/1500
7	Vq	0.27	0/1104	0.49	0/1500
7	Vr	0.27	0/1104	0.46	0/1500
7	Vs	0.26	0/1104	0.48	0/1500
7	Vt	0.26	0/1104	0.47	0/1500
7	Vu	0.26	0/1104	0.49	0/1500
7	Vv	0.26	0/1088	0.48	0/1479
7	Vw	0.25	0/1104	0.49	0/1500
7	W0	0.26	0/1104	0.49	0/1500
7	W1	0.25	0/1104	0.46	0/1500
7	W2	0.25	0/1095	0.47	0/1489
7	W3	0.26	0/1104	0.47	0/1500
7	W4	0.25	0/1082	0.46	0/1468
7	W5	0.26	0/1104	0.46	0/1500
7	W6	0.27	0/1104	0.49	0/1500
7	W7	0.27	0/1104	0.46	0/1500
7	W8	0.26	0/1104	0.48	0/1500
7	W9	0.26	0/1104	0.47	0/1500
7	WA	0.25	0/1104	0.46	0/1500
7	WB	0.25	0/1095	0.47	0/1489
7	WC	0.26	0/1104	0.47	0/1500
7	WD	0.25	0/1082	0.46	0/1468
7	WE	0.26	0/1104	0.46	0/1500
7	WF	0.27	0/1104	0.49	0/1500
7	WG	0.27	0/1104	0.46	0/1500
7	WH	0.26	0/1104	0.48	0/1500
7	WI	0.26	0/1104	0.47	0/1500
7	WJ	0.26	0/1104	0.49	0/1500
7	WK	0.26	0/1088	0.48	0/1479
7	WL	0.25	0/1104	0.49	0/1500
7	WZ	0.26	0/1104	0.47	0/1500
7	Wa	0.25	0/1104	0.46	0/1500
7	Wb	0.25	0/1095	0.47	0/1489
7	Wc	0.27	0/1104	0.47	0/1500
7	Wd	0.25	0/1082	0.46	0/1468
7	We	0.26	0/1104	0.46	0/1500
7	Wf	0.27	0/1104	0.49	0/1500
7	Wg	0.27	0/1104	0.46	0/1500

Mol	Chain	Bond lengths		Bond angles	
		RMSZ	# Z >5	RMSZ	# Z >5
7	Wh	0.26	0/1104	0.48	0/1500
7	Wi	0.25	0/1104	0.47	0/1500
7	Wj	0.26	0/1104	0.49	0/1500
7	Wk	0.26	0/1088	0.48	0/1479
7	Wl	0.25	0/1104	0.49	0/1500
7	Wz	0.26	0/1104	0.47	0/1500
7	X1	0.26	0/1088	0.48	0/1479
7	X2	0.25	0/1104	0.49	0/1500
7	XA	0.26	0/1088	0.48	0/1479
7	XB	0.25	0/1104	0.49	0/1500
7	XP	0.26	0/1104	0.47	0/1500
7	XQ	0.25	0/1104	0.46	0/1500
7	XR	0.25	0/1095	0.47	0/1489
7	XS	0.26	0/1104	0.47	0/1500
7	XT	0.25	0/1082	0.46	0/1468
7	XU	0.26	0/1104	0.46	0/1500
7	XV	0.27	0/1104	0.49	0/1500
7	XW	0.27	0/1104	0.46	0/1500
7	XX	0.26	0/1104	0.48	0/1500
7	XY	0.26	0/1104	0.47	0/1500
7	XZ	0.26	0/1104	0.49	0/1500
7	Xa	0.26	0/1088	0.48	0/1479
7	Xb	0.25	0/1104	0.49	0/1500
7	Xp	0.26	0/1104	0.47	0/1500
7	Xq	0.25	0/1104	0.46	0/1500
7	Xr	0.25	0/1095	0.47	0/1489
7	Xs	0.26	0/1104	0.47	0/1500
7	Xt	0.25	0/1082	0.46	0/1468
7	Xu	0.26	0/1104	0.46	0/1500
7	Xv	0.27	0/1104	0.49	0/1500
7	Xw	0.27	0/1104	0.46	0/1500
7	Xx	0.26	0/1104	0.48	0/1500
7	Xy	0.26	0/1104	0.47	0/1500
7	Xz	0.26	0/1104	0.49	0/1500
7	Y0	0.25	0/1082	0.46	0/1468
7	Y6	0.27	0/1104	0.47	0/1500
7	Y7	0.25	0/1104	0.46	0/1500
7	Y8	0.25	0/1095	0.47	0/1489
7	Y9	0.27	0/1104	0.47	0/1500
7	YF	0.27	0/1104	0.47	0/1500
7	YG	0.25	0/1104	0.46	0/1500
7	YH	0.25	0/1095	0.47	0/1489
7	YI	0.27	0/1104	0.47	0/1500

Mol	Chain	Bond lengths		Bond angles	
		RMSZ	# Z >5	RMSZ	# Z >5
7	YJ	0.25	0/1082	0.46	0/1468
7	YK	0.26	0/1104	0.46	0/1500
7	YL	0.26	0/1104	0.49	0/1500
7	YM	0.27	0/1104	0.46	0/1500
7	YN	0.26	0/1104	0.48	0/1500
7	YO	0.25	0/1104	0.47	0/1500
7	YP	0.26	0/1104	0.49	0/1500
7	YQ	0.26	0/1088	0.48	0/1479
7	YR	0.25	0/1104	0.49	0/1500
7	Yf	0.26	0/1104	0.47	0/1500
7	Yg	0.25	0/1104	0.46	0/1500
7	Yh	0.25	0/1095	0.47	0/1489
7	Yi	0.27	0/1104	0.47	0/1500
7	Yj	0.25	0/1082	0.46	0/1468
7	Yk	0.26	0/1104	0.46	0/1500
7	Yl	0.26	0/1104	0.49	0/1500
7	Ym	0.27	0/1104	0.46	0/1500
7	Yn	0.26	0/1104	0.48	0/1500
7	Yo	0.26	0/1104	0.47	0/1500
7	Yp	0.26	0/1104	0.49	0/1500
7	Yq	0.26	0/1088	0.48	0/1479
7	Yr	0.25	0/1104	0.49	0/1500
7	Z1	0.26	0/1104	0.46	0/1500
7	Z2	0.27	0/1104	0.49	0/1500
7	Z3	0.27	0/1104	0.46	0/1500
7	Z4	0.26	0/1104	0.47	0/1500
7	Z5	0.26	0/1104	0.47	0/1500
7	Z6	0.26	0/1104	0.49	0/1500
7	Z7	0.26	0/1088	0.48	0/1479
7	Z8	0.25	0/1104	0.49	0/1500
7	ZA	0.26	0/1104	0.46	0/1500
7	ZB	0.27	0/1104	0.49	0/1500
7	ZC	0.27	0/1104	0.46	0/1500
7	ZD	0.26	0/1104	0.48	0/1500
7	ZE	0.26	0/1104	0.47	0/1500
7	ZF	0.26	0/1104	0.49	0/1500
7	ZG	0.26	0/1088	0.48	0/1479
7	ZH	0.25	0/1104	0.49	0/1500
7	ZV	0.26	0/1104	0.47	0/1500
7	ZW	0.25	0/1104	0.46	0/1500
7	ZX	0.25	0/1095	0.47	0/1489
7	ZY	0.26	0/1104	0.47	0/1500
7	ZZ	0.25	0/1082	0.46	0/1468

Mol	Chain	Bond lengths		Bond angles	
		RMSZ	# Z >5	RMSZ	# Z >5
7	Za	0.26	0/1104	0.46	0/1500
7	Zb	0.27	0/1104	0.49	0/1500
7	Zc	0.27	0/1104	0.46	0/1500
7	Zd	0.26	0/1104	0.47	0/1500
7	Ze	0.26	0/1104	0.47	0/1500
7	Zf	0.26	0/1104	0.49	0/1500
7	Zg	0.26	0/1088	0.48	0/1479
7	Zh	0.25	0/1104	0.49	0/1500
7	Zv	0.26	0/1104	0.47	0/1500
7	Zw	0.25	0/1104	0.46	0/1500
7	Zx	0.25	0/1095	0.47	0/1489
7	Zy	0.26	0/1104	0.47	0/1500
7	Zz	0.25	0/1082	0.46	0/1468
7	aL	0.27	0/1104	0.47	0/1500
7	aM	0.25	0/1104	0.46	0/1500
7	aN	0.25	0/1095	0.47	0/1489
7	aO	0.27	0/1104	0.47	0/1500
7	aP	0.25	0/1082	0.46	0/1468
7	aQ	0.26	0/1104	0.46	0/1500
7	aR	0.27	0/1104	0.49	0/1500
7	aS	0.27	0/1104	0.46	0/1500
7	aT	0.26	0/1104	0.48	0/1500
7	aU	0.26	0/1104	0.47	0/1500
7	aV	0.26	0/1104	0.49	0/1500
7	aW	0.26	0/1088	0.48	0/1479
7	aX	0.26	0/1104	0.49	0/1500
7	ak	0.27	0/1104	0.47	0/1500
7	al	0.25	0/1104	0.46	0/1500
7	am	0.25	0/1095	0.47	0/1489
7	an	0.26	0/1104	0.47	0/1500
7	ao	0.25	0/1082	0.46	0/1468
7	ap	0.26	0/1104	0.46	0/1500
7	aq	0.27	0/1104	0.49	0/1500
7	ar	0.27	0/1104	0.46	0/1500
7	as	0.26	0/1104	0.48	0/1500
7	at	0.26	0/1104	0.47	0/1500
7	au	0.26	0/1104	0.49	0/1500
7	av	0.26	0/1088	0.48	0/1479
7	aw	0.25	0/1104	0.49	0/1500
7	b0	0.26	0/1104	0.47	0/1500
7	b1	0.26	0/1104	0.47	0/1500
7	b2	0.25	0/1104	0.46	0/1500
7	b3	0.25	0/1095	0.47	0/1489

Mol	Chain	Bond lengths		Bond angles	
		RMSZ	# Z >5	RMSZ	# Z >5
7	b4	0.26	0/1104	0.47	0/1500
7	b5	0.25	0/1082	0.46	0/1468
7	b6	0.26	0/1104	0.46	0/1500
7	b7	0.27	0/1104	0.49	0/1500
7	b8	0.27	0/1104	0.46	0/1500
7	b9	0.26	0/1104	0.48	0/1500
7	bA	0.27	0/1104	0.47	0/1500
7	bB	0.25	0/1104	0.46	0/1500
7	bC	0.25	0/1095	0.47	0/1489
7	bD	0.26	0/1104	0.47	0/1500
7	bE	0.25	0/1082	0.46	0/1468
7	bF	0.26	0/1104	0.46	0/1500
7	bG	0.27	0/1104	0.49	0/1500
7	bH	0.27	0/1104	0.46	0/1500
7	bI	0.26	0/1104	0.48	0/1500
7	bJ	0.26	0/1104	0.46	0/1500
7	bK	0.26	0/1104	0.49	0/1500
7	bL	0.26	0/1088	0.48	0/1479
7	bM	0.25	0/1104	0.49	0/1500
7	ba	0.26	0/1104	0.47	0/1500
7	bb	0.25	0/1104	0.46	0/1500
7	bc	0.25	0/1095	0.47	0/1489
7	bd	0.27	0/1104	0.47	0/1500
7	be	0.25	0/1082	0.46	0/1468
7	bf	0.26	0/1104	0.46	0/1500
7	bg	0.26	0/1104	0.49	0/1500
7	bh	0.27	0/1104	0.46	0/1500
7	bi	0.26	0/1104	0.48	0/1500
7	bj	0.26	0/1104	0.47	0/1500
7	bk	0.26	0/1104	0.49	0/1500
7	bl	0.26	0/1088	0.48	0/1479
7	bm	0.25	0/1104	0.49	0/1500
7	c1	0.26	0/1104	0.49	0/1500
7	c2	0.26	0/1088	0.48	0/1479
7	c3	0.25	0/1104	0.49	0/1500
7	cA	0.26	0/1104	0.49	0/1500
7	cB	0.26	0/1088	0.48	0/1479
7	cC	0.26	0/1104	0.49	0/1500
7	cQ	0.27	0/1104	0.47	0/1500
7	cR	0.25	0/1104	0.46	0/1500
7	cS	0.25	0/1095	0.47	0/1489
7	cT	0.26	0/1104	0.47	0/1500
7	cU	0.25	0/1082	0.46	0/1468

Mol	Chain	Bond lengths		Bond angles	
		RMSZ	# Z >5	RMSZ	# Z >5
7	cV	0.26	0/1104	0.46	0/1500
7	cW	0.26	0/1104	0.49	0/1500
7	cX	0.26	0/1104	0.46	0/1500
7	cY	0.26	0/1104	0.48	0/1500
7	cZ	0.26	0/1104	0.47	0/1500
7	ca	0.26	0/1104	0.49	0/1500
7	cb	0.26	0/1088	0.48	0/1479
7	cc	0.25	0/1104	0.49	0/1500
7	cq	0.26	0/1104	0.47	0/1500
7	cr	0.25	0/1104	0.46	0/1500
7	cs	0.25	0/1095	0.47	0/1489
7	ct	0.26	0/1104	0.47	0/1500
7	cu	0.25	0/1082	0.46	0/1468
7	cv	0.26	0/1104	0.46	0/1500
7	cw	0.26	0/1104	0.49	0/1500
7	cx	0.27	0/1104	0.46	0/1500
7	cy	0.26	0/1104	0.48	0/1500
7	cz	0.26	0/1104	0.47	0/1500
7	dG	0.26	0/1104	0.47	0/1500
7	dH	0.25	0/1104	0.46	0/1500
7	dI	0.25	0/1095	0.47	0/1489
7	dJ	0.26	0/1104	0.47	0/1500
7	dK	0.25	0/1082	0.46	0/1468
7	dL	0.26	0/1104	0.46	0/1500
7	dM	0.27	0/1104	0.49	0/1500
7	dN	0.27	0/1104	0.46	0/1500
7	dO	0.26	0/1104	0.48	0/1500
7	dP	0.26	0/1104	0.47	0/1500
7	dQ	0.26	0/1104	0.49	0/1500
7	dR	0.26	0/1088	0.48	0/1479
7	dS	0.26	0/1104	0.49	0/1500
8	E1	0.25	0/2680	0.51	0/3633
8	EO	0.26	0/2704	0.53	0/3666
8	EP	0.26	0/2697	0.53	0/3656
8	EQ	0.26	0/2697	0.54	0/3656
8	ER	0.25	0/2704	0.51	0/3666
8	ES	0.24	0/2697	0.50	0/3656
8	ET	0.27	0/2697	0.53	0/3656
8	EU	0.27	0/2697	0.53	0/3656
8	EV	0.25	0/2697	0.52	0/3656
8	EW	0.26	0/2697	0.53	0/3656
8	EX	0.25	0/2704	0.51	0/3666
8	EY	0.24	0/2697	0.50	0/3656

Mol	Chain	Bond lengths		Bond angles	
		RMSZ	# Z >5	RMSZ	# Z >5
8	EZ	0.24	0/2695	0.51	0/3652
8	Ea	0.25	0/2680	0.51	0/3633
8	Eo	0.26	0/2704	0.53	0/3666
8	Ep	0.26	0/2697	0.53	0/3656
8	Eq	0.26	0/2697	0.53	0/3656
8	Er	0.25	0/2704	0.51	0/3666
8	Es	0.24	0/2697	0.50	0/3656
8	Et	0.26	0/2697	0.54	0/3656
8	Eu	0.28	0/2697	0.52	0/3656
8	Ev	0.25	0/2697	0.52	0/3656
8	Ew	0.26	0/2697	0.53	0/3656
8	Ex	0.25	0/2704	0.51	0/3666
8	Ey	0.24	0/2697	0.51	0/3656
8	Ez	0.24	0/2695	0.51	0/3652
8	F0	0.27	0/2697	0.53	0/3656
8	F4	0.26	0/2704	0.53	0/3666
8	F5	0.26	0/2697	0.53	0/3656
8	F6	0.26	0/2697	0.53	0/3656
8	F7	0.25	0/2704	0.51	0/3666
8	F8	0.24	0/2697	0.50	0/3656
8	F9	0.26	0/2697	0.54	0/3656
8	FE	0.26	0/2704	0.53	0/3666
8	FF	0.26	0/2697	0.53	0/3656
8	FG	0.26	0/2697	0.53	0/3656
8	FH	0.25	0/2704	0.51	0/3666
8	FI	0.24	0/2697	0.50	0/3656
8	FJ	0.26	0/2697	0.54	0/3656
8	FK	0.27	0/2697	0.53	0/3656
8	FL	0.25	0/2697	0.52	0/3656
8	FM	0.26	0/2697	0.54	0/3656
8	FN	0.25	0/2704	0.51	0/3666
8	FO	0.24	0/2697	0.50	0/3656
8	FP	0.24	0/2695	0.51	0/3652
8	FQ	0.25	0/2680	0.51	0/3633
8	Fe	0.26	0/2704	0.53	0/3666
8	Ff	0.26	0/2697	0.53	0/3656
8	Fg	0.26	0/2697	0.54	0/3656
8	Fh	0.25	0/2704	0.51	0/3666
8	Fi	0.24	0/2697	0.50	0/3656
8	Fj	0.26	0/2697	0.54	0/3656
8	Fk	0.27	0/2697	0.53	0/3656
8	Fl	0.25	0/2697	0.52	0/3656
8	Fm	0.26	0/2697	0.54	0/3656

Mol	Chain	Bond lengths		Bond angles	
		RMSZ	# Z >5	RMSZ	# Z >5
8	Fn	0.25	0/2704	0.51	0/3666
8	Fo	0.24	0/2697	0.50	0/3656
8	Fp	0.24	0/2695	0.51	0/3652
8	G1	0.25	0/2697	0.52	0/3656
8	G2	0.26	0/2697	0.54	0/3656
8	G3	0.25	0/2704	0.51	0/3666
8	G4	0.24	0/2697	0.51	0/3656
8	G5	0.24	0/2695	0.51	0/3652
8	G6	0.25	0/2680	0.51	0/3633
8	GA	0.25	0/2697	0.52	0/3656
8	GB	0.26	0/2697	0.53	0/3656
8	GC	0.25	0/2704	0.51	0/3666
8	GD	0.24	0/2697	0.51	0/3656
8	GE	0.24	0/2695	0.51	0/3652
8	GF	0.25	0/2680	0.51	0/3633
8	GT	0.26	0/2704	0.53	0/3666
8	GU	0.26	0/2697	0.53	0/3656
8	GV	0.26	0/2697	0.54	0/3656
8	GW	0.25	0/2704	0.51	0/3666
8	GX	0.24	0/2697	0.50	0/3656
8	GY	0.26	0/2697	0.54	0/3656
8	GZ	0.28	0/2697	0.53	0/3656
8	Ga	0.25	0/2697	0.52	0/3656
8	Gb	0.26	0/2697	0.54	0/3656
8	Gc	0.25	0/2704	0.51	0/3666
8	Gd	0.24	0/2697	0.50	0/3656
8	Ge	0.24	0/2695	0.51	0/3652
8	Gf	0.25	0/2680	0.51	0/3633
8	Gt	0.26	0/2704	0.53	0/3666
8	Gu	0.26	0/2697	0.53	0/3656
8	Gv	0.26	0/2697	0.53	0/3656
8	Gw	0.25	0/2704	0.51	0/3666
8	Gx	0.24	0/2697	0.50	0/3656
8	Gy	0.26	0/2697	0.54	0/3656
8	Gz	0.27	0/2697	0.53	0/3656
8	H0	0.26	0/2704	0.53	0/3666
8	HJ	0.26	0/2704	0.53	0/3666
8	HK	0.26	0/2697	0.53	0/3656
8	HL	0.26	0/2697	0.53	0/3656
8	HM	0.25	0/2704	0.51	0/3666
8	HN	0.24	0/2697	0.50	0/3656
8	HO	0.26	0/2697	0.53	0/3656
8	HP	0.27	0/2697	0.53	0/3656

Mol	Chain	Bond lengths		Bond angles	
		RMSZ	# Z >5	RMSZ	# Z >5
8	HQ	0.25	0/2697	0.52	0/3656
8	HR	0.26	0/2697	0.54	0/3656
8	HS	0.25	0/2704	0.51	0/3666
8	HT	0.24	0/2697	0.50	0/3656
8	HU	0.24	0/2695	0.51	0/3652
8	HV	0.25	0/2680	0.51	0/3633
8	Hj	0.26	0/2704	0.53	0/3666
8	Hk	0.26	0/2697	0.53	0/3656
8	Hl	0.26	0/2697	0.54	0/3656
8	Hm	0.25	0/2704	0.51	0/3666
8	Hz	0.24	0/2697	0.50	0/3656
8	Ho	0.26	0/2697	0.54	0/3656
8	Hp	0.28	0/2697	0.53	0/3656
8	Hq	0.25	0/2697	0.52	0/3656
8	Hr	0.26	0/2697	0.54	0/3656
8	Hz	0.25	0/2704	0.51	0/3666
8	Ht	0.24	0/2697	0.50	0/3656
8	Hu	0.24	0/2695	0.51	0/3652
8	Hv	0.25	0/2680	0.51	0/3633
8	I0	0.24	0/2695	0.51	0/3652
8	I1	0.26	0/2697	0.53	0/3656
8	I2	0.25	0/2704	0.51	0/3666
8	I3	0.24	0/2697	0.50	0/3656
8	I4	0.26	0/2697	0.53	0/3656
8	I5	0.28	0/2697	0.52	0/3656
8	I6	0.25	0/2697	0.52	0/3656
8	I7	0.26	0/2697	0.54	0/3656
8	I8	0.25	0/2704	0.51	0/3666
8	I9	0.24	0/2697	0.50	0/3656
8	IA	0.26	0/2697	0.53	0/3656
8	IB	0.26	0/2697	0.53	0/3656
8	IC	0.25	0/2704	0.51	0/3666
8	ID	0.24	0/2697	0.50	0/3656
8	IE	0.26	0/2697	0.54	0/3656
8	IF	0.27	0/2697	0.53	0/3656
8	IG	0.25	0/2697	0.52	0/3656
8	IH	0.26	0/2697	0.54	0/3656
8	II	0.25	0/2704	0.51	0/3666
8	IJ	0.24	0/2697	0.50	0/3656
8	IK	0.24	0/2695	0.51	0/3652
8	IL	0.25	0/2680	0.51	0/3633
8	IZ	0.26	0/2704	0.53	0/3666
8	Ia	0.26	0/2697	0.53	0/3656

Mol	Chain	Bond lengths		Bond angles	
		RMSZ	# Z >5	RMSZ	# Z >5
8	Ib	0.26	0/2697	0.53	0/3656
8	Ic	0.25	0/2704	0.51	0/3666
8	Id	0.24	0/2697	0.50	0/3656
8	Ie	0.27	0/2697	0.53	0/3656
8	If	0.27	0/2697	0.53	0/3656
8	Ig	0.25	0/2697	0.52	0/3656
8	Ih	0.26	0/2697	0.53	0/3656
8	Ii	0.25	0/2704	0.51	0/3666
8	Ij	0.24	0/2697	0.50	0/3656
8	Ik	0.24	0/2695	0.51	0/3652
8	Iy	0.26	0/2704	0.53	0/3666
8	Iz	0.26	0/2697	0.53	0/3656
8	J1	0.25	0/2680	0.51	0/3633
8	JA	0.25	0/2680	0.51	0/3633
8	JO	0.26	0/2704	0.53	0/3666
8	JP	0.26	0/2697	0.53	0/3656
8	JQ	0.26	0/2697	0.54	0/3656
8	JR	0.25	0/2704	0.51	0/3666
8	JS	0.24	0/2697	0.50	0/3656
8	JT	0.26	0/2697	0.53	0/3656
8	JU	0.28	0/2697	0.53	0/3656
8	JV	0.25	0/2697	0.52	0/3656
8	JW	0.26	0/2697	0.54	0/3656
8	JX	0.25	0/2704	0.51	0/3666
8	JY	0.24	0/2697	0.50	0/3656
8	JZ	0.24	0/2695	0.51	0/3652
8	Ja	0.25	0/2680	0.51	0/3633
8	Jo	0.26	0/2704	0.53	0/3666
8	Jp	0.26	0/2697	0.53	0/3656
8	Jq	0.26	0/2697	0.53	0/3656
8	Jr	0.25	0/2704	0.51	0/3666
8	Js	0.24	0/2697	0.50	0/3656
8	Jt	0.27	0/2697	0.54	0/3656
8	Ju	0.27	0/2697	0.53	0/3656
8	Jv	0.25	0/2697	0.52	0/3656
8	Jw	0.26	0/2697	0.53	0/3656
8	Jx	0.25	0/2704	0.51	0/3666
8	Jy	0.24	0/2697	0.51	0/3656
8	Jz	0.24	0/2695	0.51	0/3652
8	K0	0.28	0/2697	0.53	0/3656
8	K4	0.26	0/2704	0.53	0/3666
8	K5	0.26	0/2697	0.54	0/3656
8	K6	0.26	0/2697	0.53	0/3656

Mol	Chain	Bond lengths		Bond angles	
		RMSZ	# Z >5	RMSZ	# Z >5
8	K7	0.25	0/2704	0.52	0/3666
8	K8	0.24	0/2697	0.50	0/3656
8	K9	0.26	0/2697	0.54	0/3656
8	KE	0.26	0/2704	0.53	0/3666
8	KF	0.26	0/2697	0.53	0/3656
8	KG	0.26	0/2697	0.53	0/3656
8	KH	0.25	0/2704	0.51	0/3666
8	KI	0.24	0/2697	0.50	0/3656
8	KJ	0.26	0/2697	0.54	0/3656
8	KK	0.27	0/2697	0.53	0/3656
8	KL	0.25	0/2697	0.52	0/3656
8	KM	0.26	0/2697	0.54	0/3656
8	KN	0.25	0/2704	0.51	0/3666
8	KO	0.24	0/2697	0.51	0/3656
8	KP	0.24	0/2695	0.51	0/3652
8	Kd	0.26	0/2704	0.53	0/3666
8	Ke	0.26	0/2697	0.53	0/3656
8	Kf	0.26	0/2697	0.53	0/3656
8	Kg	0.25	0/2704	0.51	0/3666
8	Kh	0.24	0/2697	0.50	0/3656
8	Ki	0.27	0/2697	0.54	0/3656
8	Kj	0.28	0/2697	0.53	0/3656
8	Kk	0.25	0/2697	0.52	0/3656
8	Kl	0.26	0/2697	0.54	0/3656
8	Km	0.25	0/2704	0.51	0/3666
8	Kn	0.24	0/2697	0.51	0/3656
8	Ko	0.24	0/2695	0.51	0/3652
8	Kp	0.25	0/2680	0.51	0/3633
8	L1	0.25	0/2697	0.52	0/3656
8	L2	0.26	0/2697	0.54	0/3656
8	L3	0.25	0/2704	0.51	0/3666
8	L4	0.24	0/2697	0.50	0/3656
8	L5	0.24	0/2695	0.51	0/3652
8	L6	0.25	0/2680	0.51	0/3633
8	LA	0.25	0/2697	0.52	0/3656
8	LB	0.26	0/2697	0.54	0/3656
8	LC	0.25	0/2704	0.51	0/3666
8	LD	0.24	0/2697	0.50	0/3656
8	LE	0.24	0/2695	0.51	0/3652
8	LF	0.25	0/2680	0.51	0/3633
8	LT	0.26	0/2704	0.52	0/3666
8	LU	0.26	0/2697	0.53	0/3656
8	LV	0.26	0/2697	0.54	0/3656

Mol	Chain	Bond lengths		Bond angles	
		RMSZ	# Z >5	RMSZ	# Z >5
8	LW	0.25	0/2704	0.51	0/3666
8	LX	0.24	0/2697	0.50	0/3656
8	LY	0.26	0/2697	0.54	0/3656
8	LZ	0.27	0/2697	0.53	0/3656
8	La	0.25	0/2697	0.52	0/3656
8	Lb	0.26	0/2697	0.53	0/3656
8	Lc	0.25	0/2704	0.51	0/3666
8	Ld	0.24	0/2697	0.51	0/3656
8	Le	0.24	0/2695	0.51	0/3652
8	Lf	0.25	0/2680	0.51	0/3633
8	Lt	0.26	0/2704	0.53	0/3666
8	Lu	0.26	0/2697	0.53	0/3656
8	Lv	0.26	0/2697	0.53	0/3656
8	Lw	0.25	0/2704	0.51	0/3666
8	Lx	0.24	0/2697	0.50	0/3656
8	Ly	0.26	0/2697	0.53	0/3656
8	Lz	0.28	0/2697	0.53	0/3656
8	M0	0.26	0/2704	0.53	0/3666
8	MJ	0.26	0/2704	0.53	0/3666
8	MK	0.26	0/2697	0.53	0/3656
8	ML	0.26	0/2697	0.54	0/3656
8	MM	0.25	0/2704	0.51	0/3666
8	MN	0.24	0/2697	0.50	0/3656
8	MO	0.27	0/2697	0.54	0/3656
8	MP	0.27	0/2697	0.53	0/3656
8	MQ	0.25	0/2697	0.52	0/3656
8	MR	0.26	0/2697	0.53	0/3656
8	MS	0.25	0/2704	0.51	0/3666
8	MT	0.24	0/2697	0.51	0/3656
8	MU	0.24	0/2695	0.51	0/3652
8	MV	0.25	0/2680	0.51	0/3633
8	Mj	0.26	0/2704	0.53	0/3666
8	Mk	0.26	0/2697	0.53	0/3656
8	Ml	0.26	0/2697	0.53	0/3656
8	Mm	0.25	0/2704	0.51	0/3666
8	Mn	0.24	0/2697	0.50	0/3656
8	Mo	0.26	0/2697	0.54	0/3656
8	Mp	0.28	0/2697	0.53	0/3656
8	Mq	0.25	0/2697	0.52	0/3656
8	Mr	0.26	0/2697	0.54	0/3656
8	Ms	0.25	0/2704	0.51	0/3666
8	Mt	0.24	0/2697	0.50	0/3656
8	Mu	0.24	0/2695	0.51	0/3652

Mol	Chain	Bond lengths		Bond angles	
		RMSZ	# Z >5	RMSZ	# Z >5
8	Mv	0.25	0/2680	0.51	0/3633
8	N0	0.24	0/2697	0.50	0/3656
8	N1	0.26	0/2697	0.53	0/3656
8	N2	0.26	0/2697	0.53	0/3656
8	N3	0.25	0/2704	0.51	0/3666
8	N4	0.24	0/2697	0.50	0/3656
8	N5	0.27	0/2697	0.54	0/3656
8	N6	0.27	0/2697	0.53	0/3656
8	N7	0.25	0/2697	0.52	0/3656
8	N8	0.26	0/2697	0.54	0/3656
8	N9	0.25	0/2704	0.51	0/3666
8	NA	0.26	0/2697	0.53	0/3656
8	NB	0.26	0/2697	0.53	0/3656
8	NC	0.25	0/2704	0.51	0/3666
8	ND	0.24	0/2697	0.50	0/3656
8	NE	0.26	0/2697	0.54	0/3656
8	NF	0.28	0/2697	0.52	0/3656
8	NG	0.25	0/2697	0.52	0/3656
8	NH	0.26	0/2697	0.54	0/3656
8	NI	0.25	0/2704	0.51	0/3666
8	NJ	0.24	0/2697	0.50	0/3656
8	NK	0.24	0/2695	0.51	0/3652
8	NL	0.25	0/2680	0.51	0/3633
8	NZ	0.26	0/2704	0.53	0/3666
8	Na	0.26	0/2697	0.53	0/3656
8	Nb	0.26	0/2697	0.53	0/3656
8	Nc	0.25	0/2704	0.51	0/3666
8	Nd	0.24	0/2697	0.50	0/3656
8	Ne	0.26	0/2697	0.53	0/3656
8	Nf	0.27	0/2697	0.53	0/3656
8	Ng	0.25	0/2697	0.52	0/3656
8	Nh	0.26	0/2697	0.54	0/3656
8	Ni	0.25	0/2704	0.51	0/3666
8	Nj	0.24	0/2697	0.50	0/3656
8	Nk	0.24	0/2695	0.51	0/3652
8	Nl	0.25	0/2680	0.51	0/3633
8	Nz	0.26	0/2704	0.53	0/3666
8	O1	0.24	0/2695	0.51	0/3652
8	O2	0.25	0/2680	0.51	0/3633
8	OA	0.24	0/2695	0.51	0/3652
8	OB	0.25	0/2680	0.51	0/3633
8	OP	0.26	0/2704	0.53	0/3666
8	OQ	0.26	0/2697	0.53	0/3656

Mol	Chain	Bond lengths		Bond angles	
		RMSZ	# Z >5	RMSZ	# Z >5
8	OR	0.26	0/2697	0.54	0/3656
8	OS	0.25	0/2704	0.51	0/3666
8	OT	0.24	0/2697	0.50	0/3656
8	OU	0.26	0/2697	0.54	0/3656
8	OV	0.27	0/2697	0.53	0/3656
8	OW	0.25	0/2697	0.52	0/3656
8	OX	0.26	0/2697	0.54	0/3656
8	OY	0.25	0/2704	0.51	0/3666
8	OZ	0.24	0/2697	0.50	0/3656
8	Oa	0.24	0/2695	0.51	0/3652
8	Ob	0.25	0/2680	0.51	0/3633
8	Op	0.26	0/2704	0.53	0/3666
8	Oq	0.26	0/2697	0.53	0/3656
8	Or	0.26	0/2697	0.53	0/3656
8	Os	0.25	0/2704	0.51	0/3666
8	Ot	0.24	0/2697	0.50	0/3656
8	Ou	0.26	0/2697	0.54	0/3656
8	Ov	0.28	0/2697	0.53	0/3656
8	Ow	0.25	0/2697	0.52	0/3656
8	Ox	0.26	0/2697	0.54	0/3656
8	Oy	0.25	0/2704	0.51	0/3666
8	Oz	0.24	0/2697	0.51	0/3656
8	P0	0.24	0/2697	0.50	0/3656
8	P6	0.26	0/2704	0.53	0/3666
8	P7	0.26	0/2697	0.53	0/3656
8	P8	0.26	0/2697	0.54	0/3656
8	P9	0.25	0/2704	0.51	0/3666
8	PF	0.26	0/2704	0.52	0/3666
8	PG	0.26	0/2697	0.53	0/3656
8	PH	0.26	0/2697	0.53	0/3656
8	PI	0.25	0/2704	0.51	0/3666
8	PJ	0.24	0/2697	0.50	0/3656
8	PK	0.26	0/2697	0.54	0/3656
8	PL	0.28	0/2697	0.52	0/3656
8	PM	0.25	0/2697	0.52	0/3656
8	PN	0.26	0/2697	0.54	0/3656
8	PO	0.25	0/2704	0.51	0/3666
8	PP	0.24	0/2697	0.50	0/3656
8	PQ	0.24	0/2695	0.51	0/3652
8	PR	0.25	0/2680	0.51	0/3633
8	Pf	0.26	0/2704	0.52	0/3666
8	Pg	0.26	0/2697	0.53	0/3656
8	Ph	0.26	0/2697	0.54	0/3656

Mol	Chain	Bond lengths		Bond angles	
		RMSZ	# Z >5	RMSZ	# Z >5
8	Pi	0.25	0/2704	0.51	0/3666
8	Pj	0.24	0/2697	0.50	0/3656
8	Pk	0.27	0/2697	0.54	0/3656
8	Pl	0.27	0/2697	0.53	0/3656
8	Pm	0.25	0/2697	0.52	0/3656
8	Pn	0.26	0/2697	0.53	0/3656
8	Po	0.25	0/2704	0.51	0/3666
8	Pp	0.24	0/2697	0.50	0/3656
8	Pq	0.24	0/2695	0.51	0/3652
8	Pr	0.25	0/2680	0.51	0/3633
8	Q1	0.27	0/2697	0.54	0/3656
8	Q2	0.27	0/2697	0.53	0/3656
8	Q3	0.25	0/2697	0.52	0/3656
8	Q4	0.26	0/2697	0.53	0/3656
8	Q5	0.25	0/2704	0.51	0/3666
8	Q6	0.24	0/2697	0.50	0/3656
8	Q7	0.24	0/2695	0.51	0/3652
8	Q8	0.25	0/2680	0.51	0/3633
8	QA	0.26	0/2697	0.54	0/3656
8	QB	0.27	0/2697	0.52	0/3656
8	QC	0.25	0/2697	0.52	0/3656
8	QD	0.26	0/2697	0.54	0/3656
8	QE	0.25	0/2704	0.51	0/3666
8	QF	0.24	0/2697	0.51	0/3656
8	QG	0.24	0/2695	0.51	0/3652
8	QH	0.25	0/2680	0.51	0/3633
8	QV	0.26	0/2704	0.52	0/3666
8	QW	0.26	0/2697	0.53	0/3656
8	QX	0.26	0/2697	0.53	0/3656
8	QY	0.25	0/2704	0.52	0/3666
8	QZ	0.24	0/2697	0.50	0/3656
8	Qa	0.26	0/2697	0.54	0/3656
8	Qb	0.28	0/2697	0.53	0/3656
8	Qc	0.25	0/2697	0.52	0/3656
8	Qd	0.26	0/2697	0.54	0/3656
8	Qe	0.25	0/2704	0.51	0/3666
8	Qf	0.24	0/2697	0.50	0/3656
8	Qg	0.24	0/2695	0.51	0/3652
8	Qh	0.25	0/2680	0.51	0/3633
8	Qv	0.26	0/2704	0.52	0/3666
8	Qw	0.26	0/2697	0.53	0/3656
8	Qx	0.26	0/2697	0.53	0/3656
8	Qy	0.25	0/2704	0.51	0/3666

Mol	Chain	Bond lengths		Bond angles	
		RMSZ	# Z >5	RMSZ	# Z >5
8	Qz	0.24	0/2697	0.50	0/3656
8	RL	0.26	0/2704	0.53	0/3666
8	RM	0.26	0/2697	0.53	0/3656
8	RN	0.26	0/2697	0.53	0/3656
8	RO	0.25	0/2704	0.51	0/3666
8	RP	0.24	0/2697	0.50	0/3656
8	RQ	0.26	0/2697	0.54	0/3656
8	RR	0.28	0/2697	0.52	0/3656
8	RS	0.25	0/2697	0.52	0/3656
8	RT	0.26	0/2697	0.54	0/3656
8	RU	0.25	0/2704	0.51	0/3666
8	RV	0.24	0/2697	0.51	0/3656
8	RW	0.24	0/2695	0.51	0/3652
8	RX	0.25	0/2680	0.51	0/3633
8	Rl	0.26	0/2704	0.52	0/3666
8	Rm	0.26	0/2697	0.53	0/3656
8	Rn	0.26	0/2697	0.53	0/3656
8	Ro	0.25	0/2704	0.51	0/3666
8	Rp	0.24	0/2697	0.50	0/3656
8	Rq	0.26	0/2697	0.54	0/3656
8	Rr	0.27	0/2697	0.53	0/3656
8	Rs	0.25	0/2697	0.52	0/3656
8	Rt	0.26	0/2697	0.53	0/3656
8	Ru	0.25	0/2704	0.51	0/3666
8	Rv	0.24	0/2697	0.50	0/3656
8	Rw	0.24	0/2695	0.51	0/3652
8	Rx	0.25	0/2680	0.51	0/3633
8	S0	0.26	0/2697	0.53	0/3656
8	S2	0.26	0/2704	0.53	0/3666
8	S3	0.26	0/2697	0.53	0/3656
8	S4	0.26	0/2697	0.53	0/3656
8	S5	0.25	0/2704	0.51	0/3666
8	S6	0.24	0/2697	0.50	0/3656
8	S7	0.27	0/2697	0.54	0/3656
8	S8	0.27	0/2697	0.53	0/3656
8	S9	0.25	0/2697	0.52	0/3656
8	SB	0.26	0/2704	0.52	0/3666
8	SC	0.26	0/2697	0.53	0/3656
8	SD	0.26	0/2697	0.53	0/3656
8	SE	0.25	0/2704	0.52	0/3666
8	SF	0.24	0/2697	0.50	0/3656
8	SG	0.26	0/2697	0.54	0/3656
8	SH	0.28	0/2697	0.53	0/3656

Mol	Chain	Bond lengths		Bond angles	
		RMSZ	# Z >5	RMSZ	# Z >5
8	SI	0.25	0/2697	0.52	0/3656
8	SJ	0.26	0/2697	0.54	0/3656
8	SK	0.25	0/2704	0.51	0/3666
8	SL	0.24	0/2697	0.51	0/3656
8	SM	0.24	0/2695	0.51	0/3652
8	SN	0.25	0/2680	0.51	0/3633
8	Sb	0.26	0/2704	0.53	0/3666
8	Sc	0.26	0/2697	0.53	0/3656
8	Sd	0.26	0/2697	0.53	0/3656
8	Se	0.25	0/2704	0.51	0/3666
8	Sf	0.24	0/2697	0.50	0/3656
8	Sg	0.26	0/2697	0.54	0/3656
8	Sh	0.28	0/2697	0.53	0/3656
8	Si	0.25	0/2697	0.52	0/3656
8	Sj	0.26	0/2697	0.53	0/3656
8	Sk	0.25	0/2704	0.51	0/3666
8	Sl	0.24	0/2697	0.51	0/3656
8	Sm	0.24	0/2695	0.51	0/3652
8	Sn	0.25	0/2680	0.51	0/3633
8	T1	0.25	0/2704	0.51	0/3666
8	T2	0.24	0/2697	0.50	0/3656
8	T3	0.24	0/2695	0.51	0/3652
8	T4	0.25	0/2680	0.51	0/3633
8	TA	0.25	0/2704	0.51	0/3666
8	TB	0.24	0/2697	0.51	0/3656
8	TC	0.24	0/2695	0.51	0/3652
8	TD	0.25	0/2680	0.51	0/3633
8	TR	0.26	0/2704	0.53	0/3666
8	TS	0.26	0/2697	0.53	0/3656
8	TT	0.26	0/2697	0.53	0/3656
8	TU	0.25	0/2704	0.51	0/3666
8	TV	0.24	0/2697	0.50	0/3656
8	TW	0.27	0/2697	0.54	0/3656
8	TX	0.28	0/2697	0.53	0/3656
8	TY	0.25	0/2697	0.52	0/3656
8	TZ	0.26	0/2697	0.53	0/3656
8	Ta	0.25	0/2704	0.51	0/3666
8	Tb	0.24	0/2697	0.51	0/3656
8	Tc	0.24	0/2695	0.51	0/3652
8	Td	0.25	0/2680	0.51	0/3633
8	Tr	0.26	0/2704	0.53	0/3666
8	Ts	0.26	0/2697	0.53	0/3656
8	Tt	0.26	0/2697	0.53	0/3656

Mol	Chain	Bond lengths		Bond angles	
		RMSZ	# Z >5	RMSZ	# Z >5
8	Tu	0.25	0/2704	0.51	0/3666
8	Tv	0.24	0/2697	0.50	0/3656
8	Tw	0.26	0/2697	0.54	0/3656
8	Tx	0.27	0/2697	0.53	0/3656
8	Ty	0.25	0/2697	0.52	0/3656
8	Tz	0.26	0/2697	0.54	0/3656
8	U0	0.26	0/2697	0.54	0/3656
8	U8	0.26	0/2704	0.52	0/3666
8	U9	0.26	0/2697	0.53	0/3656
8	UH	0.26	0/2704	0.53	0/3666
8	UI	0.26	0/2697	0.53	0/3656
8	UJ	0.26	0/2697	0.54	0/3656
8	UK	0.25	0/2704	0.51	0/3666
8	UL	0.24	0/2697	0.50	0/3656
8	UM	0.26	0/2697	0.53	0/3656
8	UN	0.27	0/2697	0.53	0/3656
8	UO	0.25	0/2697	0.52	0/3656
8	UP	0.26	0/2697	0.54	0/3656
8	UQ	0.25	0/2704	0.51	0/3666
8	UR	0.24	0/2697	0.50	0/3656
8	US	0.24	0/2695	0.51	0/3652
8	UT	0.25	0/2680	0.51	0/3633
8	Uh	0.26	0/2704	0.53	0/3666
8	Ui	0.26	0/2697	0.53	0/3656
8	Uj	0.26	0/2697	0.54	0/3656
8	Uk	0.25	0/2704	0.51	0/3666
8	Ul	0.24	0/2697	0.50	0/3656
8	Um	0.26	0/2697	0.53	0/3656
8	Un	0.27	0/2697	0.53	0/3656
8	Uo	0.25	0/2697	0.52	0/3656
8	Up	0.26	0/2697	0.54	0/3656
8	Uq	0.25	0/2704	0.51	0/3666
8	Ur	0.24	0/2697	0.50	0/3656
8	Us	0.24	0/2695	0.51	0/3652
8	Ut	0.25	0/2680	0.51	0/3633
8	V1	0.25	0/2704	0.51	0/3666
8	V2	0.24	0/2697	0.50	0/3656
8	V3	0.26	0/2697	0.54	0/3656
8	V4	0.28	0/2697	0.52	0/3656
8	V5	0.25	0/2697	0.52	0/3656
8	V6	0.26	0/2697	0.54	0/3656
8	V7	0.25	0/2704	0.51	0/3666
8	V8	0.24	0/2697	0.50	0/3656

Mol	Chain	Bond lengths		Bond angles	
		RMSZ	# Z >5	RMSZ	# Z >5
8	V9	0.24	0/2695	0.51	0/3652
8	VA	0.25	0/2704	0.51	0/3666
8	VB	0.24	0/2697	0.50	0/3656
8	VC	0.26	0/2697	0.54	0/3656
8	VD	0.28	0/2697	0.53	0/3656
8	VE	0.25	0/2697	0.52	0/3656
8	VF	0.26	0/2697	0.53	0/3656
8	VG	0.25	0/2704	0.51	0/3666
8	VH	0.24	0/2697	0.51	0/3656
8	VI	0.24	0/2695	0.51	0/3652
8	VJ	0.25	0/2680	0.51	0/3633
8	VX	0.26	0/2704	0.53	0/3666
8	VY	0.26	0/2697	0.53	0/3656
8	VZ	0.26	0/2697	0.53	0/3656
8	Va	0.25	0/2704	0.51	0/3666
8	Vb	0.24	0/2697	0.50	0/3656
8	Vc	0.27	0/2697	0.54	0/3656
8	Vd	0.28	0/2697	0.52	0/3656
8	Ve	0.25	0/2697	0.52	0/3656
8	Vf	0.26	0/2697	0.54	0/3656
8	Vg	0.25	0/2704	0.51	0/3666
8	Vh	0.24	0/2697	0.51	0/3656
8	Vi	0.24	0/2695	0.51	0/3652
8	Vj	0.25	0/2680	0.51	0/3633
8	Vx	0.26	0/2704	0.53	0/3666
8	Vy	0.26	0/2697	0.53	0/3656
8	Vz	0.26	0/2697	0.53	0/3656
8	WM	0.26	0/2704	0.53	0/3666
8	WN	0.26	0/2697	0.53	0/3656
8	WO	0.26	0/2697	0.54	0/3656
8	WP	0.25	0/2704	0.51	0/3666
8	WQ	0.24	0/2697	0.50	0/3656
8	WR	0.26	0/2697	0.54	0/3656
8	WS	0.27	0/2697	0.53	0/3656
8	WT	0.25	0/2697	0.52	0/3656
8	WU	0.26	0/2697	0.54	0/3656
8	WV	0.25	0/2704	0.51	0/3666
8	WW	0.24	0/2697	0.50	0/3656
8	WX	0.24	0/2695	0.51	0/3652
8	WY	0.25	0/2680	0.51	0/3633
8	Wm	0.26	0/2704	0.53	0/3666
8	Wn	0.26	0/2697	0.53	0/3656
8	Wo	0.26	0/2697	0.54	0/3656

Mol	Chain	Bond lengths		Bond angles	
		RMSZ	# Z >5	RMSZ	# Z >5
8	Wp	0.25	0/2704	0.52	0/3666
8	Wq	0.24	0/2697	0.50	0/3656
8	Wr	0.26	0/2697	0.54	0/3656
8	Ws	0.28	0/2697	0.53	0/3656
8	Wt	0.25	0/2697	0.52	0/3656
8	Wu	0.26	0/2697	0.53	0/3656
8	Wv	0.25	0/2704	0.51	0/3666
8	Ww	0.24	0/2697	0.50	0/3656
8	Wx	0.24	0/2695	0.51	0/3652
8	Wy	0.25	0/2680	0.51	0/3633
8	X0	0.25	0/2697	0.52	0/3656
8	X3	0.26	0/2704	0.53	0/3666
8	X4	0.26	0/2697	0.53	0/3656
8	X5	0.26	0/2697	0.53	0/3656
8	X6	0.25	0/2704	0.51	0/3666
8	X7	0.24	0/2697	0.50	0/3656
8	X8	0.26	0/2697	0.54	0/3656
8	X9	0.27	0/2697	0.53	0/3656
8	XC	0.26	0/2704	0.53	0/3666
8	XD	0.26	0/2697	0.53	0/3656
8	XE	0.26	0/2697	0.53	0/3656
8	XF	0.25	0/2704	0.51	0/3666
8	XG	0.24	0/2697	0.50	0/3656
8	XH	0.26	0/2697	0.54	0/3656
8	XI	0.27	0/2697	0.53	0/3656
8	XJ	0.25	0/2697	0.52	0/3656
8	XK	0.26	0/2697	0.53	0/3656
8	XL	0.25	0/2704	0.51	0/3666
8	XM	0.24	0/2697	0.51	0/3656
8	XN	0.24	0/2695	0.51	0/3652
8	XO	0.25	0/2680	0.51	0/3633
8	Xc	0.26	0/2704	0.53	0/3666
8	Xd	0.26	0/2697	0.53	0/3656
8	Xe	0.26	0/2697	0.53	0/3656
8	Xf	0.25	0/2704	0.51	0/3666
8	Xg	0.24	0/2697	0.50	0/3656
8	Xh	0.26	0/2697	0.53	0/3656
8	Xi	0.28	0/2697	0.53	0/3656
8	Xj	0.25	0/2697	0.52	0/3656
8	Xk	0.26	0/2697	0.54	0/3656
8	Xl	0.25	0/2704	0.51	0/3666
8	Xm	0.24	0/2697	0.50	0/3656
8	Xn	0.24	0/2695	0.51	0/3652

Mol	Chain	Bond lengths		Bond angles	
		RMSZ	# Z >5	RMSZ	# Z >5
8	Xo	0.25	0/2680	0.51	0/3633
8	Y1	0.26	0/2697	0.53	0/3656
8	Y2	0.25	0/2704	0.51	0/3666
8	Y3	0.24	0/2697	0.51	0/3656
8	Y4	0.24	0/2695	0.51	0/3652
8	Y5	0.25	0/2680	0.51	0/3633
8	YA	0.26	0/2697	0.54	0/3656
8	YB	0.25	0/2704	0.51	0/3666
8	YC	0.24	0/2697	0.50	0/3656
8	YD	0.24	0/2695	0.51	0/3652
8	YE	0.25	0/2680	0.51	0/3633
8	YS	0.26	0/2704	0.53	0/3666
8	YT	0.26	0/2697	0.53	0/3656
8	YU	0.26	0/2697	0.53	0/3656
8	YV	0.25	0/2704	0.51	0/3666
8	YW	0.24	0/2697	0.50	0/3656
8	YX	0.26	0/2697	0.53	0/3656
8	YY	0.28	0/2697	0.53	0/3656
8	YZ	0.25	0/2697	0.52	0/3656
8	Ya	0.26	0/2697	0.53	0/3656
8	Yb	0.25	0/2704	0.51	0/3666
8	Yc	0.24	0/2697	0.51	0/3656
8	Yd	0.24	0/2695	0.51	0/3652
8	Ye	0.25	0/2680	0.51	0/3633
8	Ys	0.26	0/2704	0.53	0/3666
8	Yt	0.26	0/2697	0.53	0/3656
8	Yu	0.26	0/2697	0.54	0/3656
8	Yv	0.25	0/2704	0.51	0/3666
8	Yw	0.24	0/2697	0.50	0/3656
8	Yx	0.26	0/2697	0.54	0/3656
8	Yy	0.27	0/2697	0.53	0/3656
8	Yz	0.25	0/2697	0.52	0/3656
8	Z0	0.26	0/2697	0.53	0/3656
8	Z9	0.26	0/2704	0.53	0/3666
8	ZI	0.26	0/2704	0.53	0/3666
8	ZJ	0.26	0/2697	0.53	0/3656
8	ZK	0.26	0/2697	0.53	0/3656
8	ZL	0.25	0/2704	0.51	0/3666
8	ZM	0.24	0/2697	0.50	0/3656
8	ZN	0.26	0/2697	0.54	0/3656
8	ZO	0.28	0/2697	0.53	0/3656
8	ZP	0.25	0/2697	0.52	0/3656
8	ZQ	0.26	0/2697	0.54	0/3656

Mol	Chain	Bond lengths		Bond angles	
		RMSZ	# Z >5	RMSZ	# Z >5
8	ZR	0.25	0/2704	0.51	0/3666
8	ZS	0.24	0/2697	0.50	0/3656
8	ZT	0.24	0/2695	0.51	0/3652
8	ZU	0.25	0/2680	0.51	0/3633
8	Zi	0.26	0/2704	0.53	0/3666
8	Zj	0.26	0/2697	0.53	0/3656
8	Zk	0.26	0/2697	0.53	0/3656
8	Zl	0.25	0/2704	0.51	0/3666
8	Zm	0.24	0/2697	0.50	0/3656
8	Zn	0.26	0/2697	0.54	0/3656
8	Zo	0.28	0/2697	0.52	0/3656
8	Zp	0.25	0/2697	0.52	0/3656
8	Zq	0.26	0/2697	0.54	0/3656
8	Zr	0.25	0/2704	0.51	0/3666
8	Zs	0.24	0/2697	0.50	0/3656
8	Zt	0.24	0/2695	0.51	0/3652
8	Zu	0.25	0/2680	0.51	0/3633
8	a0	0.25	0/2680	0.51	0/3633
8	a1	0.25	0/2704	0.51	0/3666
8	a2	0.24	0/2697	0.50	0/3656
8	a3	0.26	0/2697	0.53	0/3656
8	a4	0.28	0/2697	0.53	0/3656
8	a5	0.25	0/2697	0.52	0/3656
8	a6	0.26	0/2697	0.54	0/3656
8	a7	0.25	0/2704	0.51	0/3666
8	a8	0.24	0/2697	0.50	0/3656
8	a9	0.24	0/2695	0.51	0/3652
8	aA	0.26	0/2697	0.53	0/3656
8	aB	0.25	0/2704	0.51	0/3666
8	aC	0.24	0/2697	0.50	0/3656
8	aD	0.26	0/2697	0.53	0/3656
8	aE	0.27	0/2697	0.53	0/3656
8	aF	0.25	0/2697	0.52	0/3656
8	aG	0.26	0/2697	0.54	0/3656
8	aH	0.25	0/2704	0.51	0/3666
8	aI	0.24	0/2697	0.50	0/3656
8	aJ	0.24	0/2695	0.51	0/3652
8	aK	0.25	0/2680	0.51	0/3633
8	aY	0.26	0/2704	0.53	0/3666
8	aZ	0.26	0/2697	0.53	0/3656
8	aa	0.26	0/2697	0.54	0/3656
8	ab	0.25	0/2704	0.51	0/3666
8	ac	0.24	0/2697	0.50	0/3656

Mol	Chain	Bond lengths		Bond angles	
		RMSZ	# Z >5	RMSZ	# Z >5
8	ad	0.26	0/2697	0.53	0/3656
8	ae	0.27	0/2697	0.53	0/3656
8	af	0.25	0/2697	0.52	0/3656
8	ag	0.26	0/2697	0.54	0/3656
8	ah	0.25	0/2704	0.51	0/3666
8	ai	0.24	0/2697	0.50	0/3656
8	aj	0.24	0/2695	0.51	0/3652
8	ax	0.26	0/2704	0.53	0/3666
8	ay	0.26	0/2697	0.53	0/3656
8	az	0.26	0/2697	0.53	0/3656
8	bN	0.26	0/2704	0.53	0/3666
8	bO	0.26	0/2697	0.53	0/3656
8	bP	0.26	0/2697	0.54	0/3656
8	bQ	0.25	0/2704	0.51	0/3666
8	bR	0.24	0/2697	0.50	0/3656
8	bS	0.26	0/2697	0.54	0/3656
8	bT	0.28	0/2697	0.53	0/3656
8	bU	0.25	0/2697	0.52	0/3656
8	bV	0.26	0/2697	0.54	0/3656
8	bW	0.25	0/2704	0.51	0/3666
8	bX	0.24	0/2697	0.50	0/3656
8	bY	0.24	0/2695	0.51	0/3652
8	bZ	0.25	0/2680	0.51	0/3633
8	bn	0.26	0/2704	0.52	0/3666
8	bo	0.26	0/2697	0.53	0/3656
8	bp	0.26	0/2697	0.53	0/3656
8	bq	0.25	0/2704	0.51	0/3666
8	br	0.24	0/2697	0.50	0/3656
8	bs	0.26	0/2697	0.54	0/3656
8	bt	0.28	0/2697	0.52	0/3656
8	bu	0.25	0/2697	0.52	0/3656
8	bv	0.26	0/2697	0.54	0/3656
8	bw	0.25	0/2704	0.51	0/3666
8	bx	0.24	0/2697	0.50	0/3656
8	by	0.24	0/2695	0.51	0/3652
8	bz	0.25	0/2680	0.51	0/3633
8	c0	0.28	0/2697	0.53	0/3656
8	c4	0.26	0/2704	0.53	0/3666
8	c5	0.26	0/2697	0.53	0/3656
8	c6	0.26	0/2697	0.53	0/3656
8	c7	0.25	0/2704	0.51	0/3666
8	c8	0.24	0/2697	0.50	0/3656
8	c9	0.26	0/2697	0.54	0/3656

Mol	Chain	Bond lengths		Bond angles	
		RMSZ	# Z >5	RMSZ	# Z >5
8	cD	0.26	0/2704	0.53	0/3666
8	cE	0.26	0/2697	0.53	0/3656
8	cF	0.26	0/2697	0.53	0/3656
8	cG	0.25	0/2704	0.51	0/3666
8	cH	0.24	0/2697	0.50	0/3656
8	cI	0.27	0/2697	0.54	0/3656
8	cJ	0.27	0/2697	0.53	0/3656
8	cK	0.25	0/2697	0.52	0/3656
8	cL	0.26	0/2697	0.53	0/3656
8	cM	0.25	0/2704	0.51	0/3666
8	cN	0.24	0/2697	0.50	0/3656
8	cO	0.24	0/2695	0.51	0/3652
8	cP	0.25	0/2680	0.51	0/3633
8	cd	0.26	0/2704	0.53	0/3666
8	ce	0.26	0/2697	0.53	0/3656
8	cf	0.26	0/2697	0.54	0/3656
8	cg	0.25	0/2704	0.51	0/3666
8	ch	0.24	0/2697	0.50	0/3656
8	ci	0.26	0/2697	0.54	0/3656
8	cj	0.28	0/2697	0.53	0/3656
8	ck	0.25	0/2697	0.52	0/3656
8	cl	0.26	0/2697	0.53	0/3656
8	cm	0.25	0/2704	0.51	0/3666
8	cn	0.24	0/2697	0.50	0/3656
8	co	0.24	0/2695	0.51	0/3652
8	cp	0.25	0/2680	0.51	0/3633
8	dA	0.25	0/2697	0.52	0/3656
8	dB	0.26	0/2697	0.54	0/3656
8	dC	0.25	0/2704	0.51	0/3666
8	dD	0.24	0/2697	0.50	0/3656
8	dE	0.24	0/2695	0.51	0/3652
8	dF	0.25	0/2680	0.51	0/3633
9	d1	0.30	0/1217	0.49	0/1663
9	d2	0.29	0/1212	0.47	0/1654
9	d3	0.31	0/1083	0.47	0/1478
9	d4	0.29	0/1212	0.47	0/1654
9	d5	0.30	0/1217	0.49	0/1663
9	dz	0.31	0/1083	0.47	0/1478
9	ef	0.31	0/1083	0.47	0/1478
9	eg	0.30	0/1217	0.49	0/1663
9	eh	0.29	0/1212	0.47	0/1654
9	ei	0.31	0/1083	0.47	0/1478
9	ej	0.29	0/1212	0.47	0/1654

Mol	Chain	Bond lengths		Bond angles	
		RMSZ	# Z >5	RMSZ	# Z >5
9	ek	0.30	0/1217	0.49	0/1663
9	fl	0.31	0/1083	0.47	0/1478
9	fJ	0.31	0/1217	0.49	0/1663
9	fK	0.29	0/1212	0.47	0/1654
9	fL	0.31	0/1083	0.47	0/1478
9	fM	0.29	0/1212	0.47	0/1654
9	fN	0.30	0/1217	0.49	0/1663
10	d6	0.26	0/1361	0.49	0/1843
10	d7	0.26	0/1361	0.49	0/1843
10	el	0.26	0/1361	0.49	0/1843
10	em	0.26	0/1361	0.49	0/1843
10	fO	0.26	0/1361	0.49	0/1843
10	fP	0.26	0/1361	0.49	0/1843
11	dd	0.26	0/1984	0.54	0/2676
11	de	0.27	0/1974	0.59	0/2662
11	eK	0.26	0/1984	0.54	0/2676
11	eL	0.27	0/1974	0.59	0/2662
11	ex	0.26	0/1984	0.54	0/2676
11	ey	0.28	0/1974	0.59	0/2662
12	df	0.25	0/944	0.53	0/1283
12	dg	0.25	0/944	0.53	0/1283
12	e1	0.25	0/944	0.53	0/1283
12	eM	0.25	0/944	0.52	0/1283
12	eN	0.25	0/944	0.53	0/1283
12	ez	0.25	0/944	0.52	0/1283
13	dh	0.27	0/1307	0.54	0/1771
13	di	0.27	0/1307	0.54	0/1771
13	e2	0.27	0/1307	0.54	0/1771
13	e3	0.27	0/1307	0.54	0/1771
13	eO	0.27	0/1307	0.54	0/1771
13	eP	0.27	0/1307	0.54	0/1771
14	dk	0.25	0/2634	0.51	0/3569
14	dl	0.25	0/3760	0.51	0/5112
14	dm	0.25	0/3760	0.51	0/5112
14	dn	0.25	0/2634	0.51	0/3569
14	e5	0.26	0/2634	0.51	0/3569
14	e6	0.25	0/3760	0.51	0/5112
14	e7	0.25	0/3760	0.51	0/5112
14	e8	0.25	0/2634	0.51	0/3569
14	eR	0.26	0/2634	0.51	0/3569
14	eS	0.25	0/3760	0.51	0/5112
14	eT	0.25	0/3760	0.51	0/5112
14	eU	0.25	0/2634	0.51	0/3569

Mol	Chain	Bond lengths		Bond angles	
		RMSZ	# Z >5	RMSZ	# Z >5
15	dp	0.37	0/210	0.55	0/282
15	e0	0.36	0/210	0.54	0/282
15	eW	0.37	0/210	0.54	0/282
16	dq	0.26	0/2416	0.52	0/3267
16	eX	0.27	0/2416	0.52	0/3267
16	fA	0.27	0/2416	0.52	0/3267
17	dr	0.26	0/1761	0.50	0/2391
17	eY	0.26	0/1761	0.50	0/2391
17	fB	0.26	0/1761	0.49	0/2391
18	dt	0.25	0/733	0.41	0/997
18	du	0.26	0/733	0.44	0/997
18	dv	0.25	0/733	0.41	0/997
18	dw	0.25	0/733	0.41	0/997
18	dx	0.26	0/733	0.44	0/997
18	dy	0.25	0/733	0.40	0/997
18	eZ	0.25	0/733	0.41	0/997
18	ea	0.26	0/733	0.44	0/997
18	eb	0.25	0/733	0.41	0/997
18	ec	0.25	0/733	0.41	0/997
18	ed	0.26	0/733	0.44	0/997
18	ee	0.25	0/733	0.40	0/997
18	fC	0.25	0/733	0.41	0/997
18	fD	0.26	0/733	0.44	0/997
18	fE	0.25	0/733	0.41	0/997
18	fF	0.25	0/733	0.41	0/997
18	fG	0.26	0/733	0.44	0/997
18	fH	0.25	0/733	0.40	0/997
All	All	0.26	0/3894361	0.50	0/5286423

There are no bond length outliers.

There are no bond angle outliers.

There are no chirality outliers.

There are no planarity outliers.

5.2 Too-close contacts ⓘ

Due to software issues we are unable to calculate clashes - this section is therefore empty.

5.3 Torsion angles [i](#)

5.3.1 Protein backbone [i](#)

There are no protein backbone outliers to report in this entry.

5.3.2 Protein sidechains [i](#)

There are no protein residues with a non-rotameric sidechain to report in this entry.

5.3.3 RNA [i](#)

There are no RNA molecules in this entry.

5.4 Non-standard residues in protein, DNA, RNA chains [i](#)

There are no non-standard protein/DNA/RNA residues in this entry.

5.5 Carbohydrates [i](#)

There are no oligosaccharides in this entry.

5.6 Ligand geometry [i](#)

There are no ligands in this entry.

5.7 Other polymers [i](#)

There are no such residues in this entry.

5.8 Polymer linkage issues [i](#)

There are no chain breaks in this entry.

6 Map visualisation

This section contains visualisations of the EMDB entry EMD-48317. These allow visual inspection of the internal detail of the map and identification of artifacts.

Images derived from a raw map, generated by summing the deposited half-maps, are presented below the corresponding image components of the primary map to allow further visual inspection and comparison with those of the primary map.

6.1 Orthogonal projections

This section was not generated.

6.2 Central slices

This section was not generated.

6.3 Largest variance slices

This section was not generated.

6.4 Orthogonal standard-deviation projections (False-color)

This section was not generated.

6.5 Orthogonal surface views

This section was not generated.

6.6 Mask visualisation

This section was not generated. No masks/segmentation were deposited.

7 Map analysis ⓘ

This section contains the results of statistical analysis of the map.

7.1 Map-value distribution ⓘ

This section was not generated.

7.2 Volume estimate versus contour level ⓘ

This section was not generated.

7.3 Rotationally averaged power spectrum ⓘ

This section was not generated. The rotationally averaged power spectrum had issues being displayed.

8 Fourier-Shell correlation

This section was not generated. No FSC curve or half-maps provided.

9 Map-model fit

This section was not generated.