



# Full wwPDB X-ray Structure Validation Report ⓘ

Apr 29, 2025 – 07:13 AM EDT

PDB ID : 4M83 / pdb\_00004m83  
Title : Ensemble refinement of protein crystal structure (2IYF) of macrolide glycosyltransferases OleD complexed with UDP and Erythromycin A  
Authors : Wang, F.; Helmich, K.E.; Xu, W.; Singh, S.; Olmos Jr., J.L.; Martinez iii, E.; Bingman, C.A.; Thorson, J.S.; Phillips Jr., G.N.; Enzyme Discovery for Natural Product Biosynthesis (NatPro)  
Deposited on : 2013-08-12  
Resolution : 1.70 Å(reported)

This is a Full wwPDB X-ray Structure Validation Report for a publicly released PDB entry.

We welcome your comments at [validation@mail.wwpdb.org](mailto:validation@mail.wwpdb.org)

A user guide is available at

<https://www.wwpdb.org/validation/2017/XrayValidationReportHelp>

with specific help available everywhere you see the ⓘ symbol.

The types of validation reports are described at

<http://www.wwpdb.org/validation/2017/FAQs#types>.

---

The following versions of software and data (see [references](#) ①) were used in the production of this report:

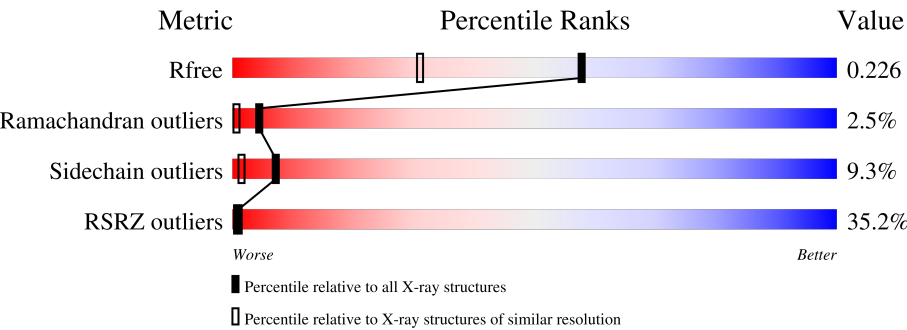
MolProbity	:	4-5-2 with Phenix2.0rc1
Mogul	:	2022.3.0, CSD as543be (2022)
Xtriage (Phenix)	:	2.0rc1
EDS	:	3.0
buster-report	:	1.1.7 (2018)
Percentile statistics	:	20231227.v01 (using entries in the PDB archive December 27th 2023)
CCP4	:	9.0.006 (Gargrove)
Density-Fitness	:	1.0.12
Ideal geometry (proteins)	:	Engh & Huber (2001)
Ideal geometry (DNA, RNA)	:	Parkinson et al. (1996)
Validation Pipeline (wwPDB-VP)	:	2.43.1

# 1 Overall quality at a glance i

The following experimental techniques were used to determine the structure:  
*X-RAY DIFFRACTION*

The reported resolution of this entry is 1.70 Å.

Percentile scores (ranging between 0-100) for global validation metrics of the entry are shown in the following graphic. The table shows the number of entries on which the scores are based.




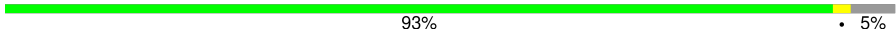
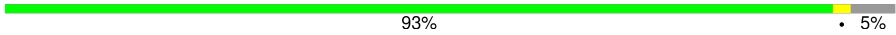












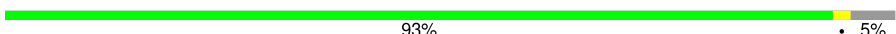




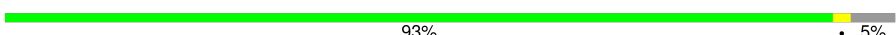




Metric	Whole archive (#Entries)	Similar resolution (#Entries, resolution range(Å))
R <sub>free</sub>	164625	5161 (1.70-1.70)
Ramachandran outliers	177936	5594 (1.70-1.70)
Sidechain outliers	177891	5594 (1.70-1.70)
RSRZ outliers	164620	5159 (1.70-1.70)

The table below summarises the geometric issues observed across the polymeric chains and their fit to the electron density. The red, orange, yellow and green segments of the lower bar indicate the fraction of residues that contain outliers for  $\geq 3$ , 2, 1 and 0 types of geometric quality criteria respectively. A grey segment represents the fraction of residues that are not modelled. The numeric value for each fraction is indicated below the corresponding segment, with a dot representing fractions  $\leq 5\%$ . The upper red bar (where present) indicates the fraction of residues that have poor fit to the electron density. The numeric value is given above the bar.

Mol	Chain	Length	Quality of chain
1	1-A	415	<div><div>33%</div><div><div></div><div>85%</div><div>9%</div><div>• 5%</div></div></div>
1	1-B	415	<div><div>34%</div><div><div></div><div>87%</div><div>8%</div><div>5%</div></div></div>
1	10-A	415	<div><div></div><div><div></div><div>93%</div><div>• 5%</div></div></div>
1	10-B	415	<div><div></div><div><div></div><div>94%</div><div>• 5%</div></div></div>
1	11-A	415	<div><div></div><div><div></div><div>93%</div><div>• 5%</div></div></div>
1	11-B	415	<div><div></div><div><div></div><div>92%</div><div>• 5%</div></div></div>
1	12-A	415	<div><div></div><div><div></div><div>93%</div><div>• 5%</div></div></div>

Continued on next page...

*Continued from previous page...*

Mol	Chain	Length	Quality of chain
1	12-B	415	 91% • 5%
1	13-A	415	 93% • 5%
1	13-B	415	 93% • 5%
1	14-A	415	 92% • 5%
1	14-B	415	 93% • 5%
1	15-A	415	 91% • 5%
1	15-B	415	 91% • 5%
1	16-A	415	 93% • 5%
1	16-B	415	 93% • 5%
1	17-A	415	 93% • 5%
1	17-B	415	 93% • 5%
1	18-A	415	 92% • 5%
1	18-B	415	 94% • 5%
1	19-A	415	 92% • 5%
1	19-B	415	 93% • 5%
1	2-A	415	 93% • 5%
1	2-B	415	 92% • 5%
1	20-A	415	 92% • 5%
1	20-B	415	 92% • 5%
1	3-A	415	 92% • 5%
1	3-B	415	 93% • 5%
1	4-A	415	 92% • 5%
1	4-B	415	 93% • 5%
1	5-A	415	 91% • 5%
1	5-B	415	 92% • 5%

*Continued on next page...*

*Continued from previous page...*

Mol	Chain	Length	Quality of chain
1	6-A	415	 93% • 5%
1	6-B	415	 92% • 5%
1	7-A	415	 93% • 5%
1	7-B	415	 92% • 5%
1	8-A	415	 93% • 5%
1	8-B	415	 92% • 5%
1	9-A	415	 92% • 5%
1	9-B	415	 93% • 5%

## 2 Entry composition

There are 5 unique types of molecules in this entry. The entry contains 132758 atoms, of which 0 are hydrogens and 0 are deuteriums.

In the tables below, the ZeroOcc column contains the number of atoms modelled with zero occupancy, the AltConf column contains the number of residues with at least one atom in alternate conformation and the Trace column contains the number of residues modelled with at most 2 atoms.

- Molecule 1 is a protein called Oleandomycin glycosyltransferase.

Mol	Chain	Residues	Atoms					ZeroOcc	AltConf	Trace
1	1-A	393	Total	C	N	O	S	0	393	0
			2978	1886	535	550	7			
1	2-A	393	Total	C	N	O	S	0	393	0
			2978	1886	535	550	7			
1	3-A	393	Total	C	N	O	S	0	393	0
			2978	1886	535	550	7			
1	4-A	393	Total	C	N	O	S	0	393	0
			2978	1886	535	550	7			
1	5-A	393	Total	C	N	O	S	0	393	0
			2978	1886	535	550	7			
1	6-A	393	Total	C	N	O	S	0	393	0
			2978	1886	535	550	7			
1	7-A	393	Total	C	N	O	S	0	393	0
			2978	1886	535	550	7			
1	8-A	393	Total	C	N	O	S	0	393	0
			2978	1886	535	550	7			
1	9-A	393	Total	C	N	O	S	0	393	0
			2978	1886	535	550	7			
1	10-A	393	Total	C	N	O	S	0	393	0
			2978	1886	535	550	7			
1	11-A	393	Total	C	N	O	S	0	393	0
			2978	1886	535	550	7			
1	12-A	393	Total	C	N	O	S	0	393	0
			2978	1886	535	550	7			
1	13-A	393	Total	C	N	O	S	0	393	0
			2978	1886	535	550	7			
1	14-A	393	Total	C	N	O	S	0	393	0
			2978	1886	535	550	7			
1	15-A	393	Total	C	N	O	S	0	393	0
			2978	1886	535	550	7			
1	16-A	393	Total	C	N	O	S	0	393	0
			2978	1886	535	550	7			

*Continued on next page...*

*Continued from previous page...*

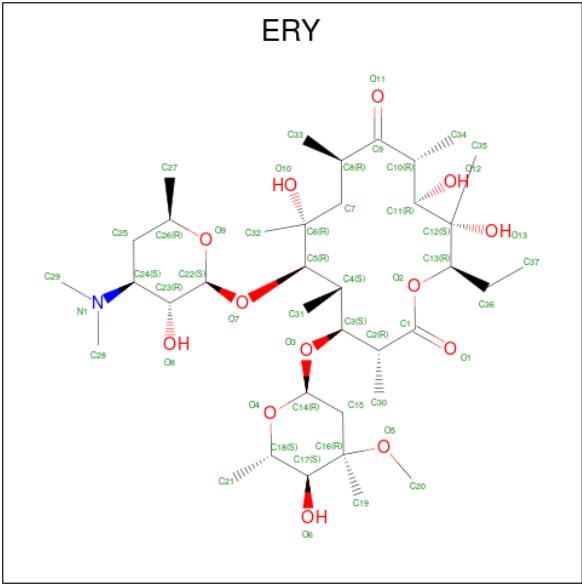
Mol	Chain	Residues	Atoms					ZeroOcc	AltConf	Trace
1	17-A	393	Total	C	N	O	S	0	393	0
			2978	1886	535	550	7			
1	18-A	393	Total	C	N	O	S	0	393	0
			2978	1886	535	550	7			
1	19-A	393	Total	C	N	O	S	0	393	0
			2978	1886	535	550	7			
1	20-A	393	Total	C	N	O	S	0	393	0
			2978	1886	535	550	7			
1	1-B	394	Total	C	N	O	S	0	394	0
			2996	1902	535	552	7			
1	2-B	394	Total	C	N	O	S	0	394	0
			2996	1902	535	552	7			
1	3-B	394	Total	C	N	O	S	0	394	0
			2996	1902	535	552	7			
1	4-B	394	Total	C	N	O	S	0	394	0
			2996	1902	535	552	7			
1	5-B	394	Total	C	N	O	S	0	394	0
			2996	1902	535	552	7			
1	6-B	394	Total	C	N	O	S	0	394	0
			2996	1902	535	552	7			
1	7-B	394	Total	C	N	O	S	0	394	0
			2996	1902	535	552	7			
1	8-B	394	Total	C	N	O	S	0	394	0
			2996	1902	535	552	7			
1	9-B	394	Total	C	N	O	S	0	394	0
			2996	1902	535	552	7			
1	10-B	394	Total	C	N	O	S	0	394	0
			2996	1902	535	552	7			
1	11-B	394	Total	C	N	O	S	0	394	0
			2996	1902	535	552	7			
1	12-B	394	Total	C	N	O	S	0	394	0
			2996	1902	535	552	7			
1	13-B	394	Total	C	N	O	S	0	394	0
			2996	1902	535	552	7			
1	14-B	394	Total	C	N	O	S	0	394	0
			2996	1902	535	552	7			
1	15-B	394	Total	C	N	O	S	0	394	0
			2996	1902	535	552	7			
1	16-B	394	Total	C	N	O	S	0	394	0
			2996	1902	535	552	7			
1	17-B	394	Total	C	N	O	S	0	394	0
			2996	1902	535	552	7			

*Continued on next page...*

Continued from previous page...

Mol	Chain	Residues	Atoms					ZeroOcc	AltConf	Trace
1	18-B	394	Total	C	N	O	S	0	394	0
			2996	1902	535	552	7			
1	19-B	394	Total	C	N	O	S	0	394	0
			2996	1902	535	552	7			
1	20-B	394	Total	C	N	O	S	0	394	0
			2996	1902	535	552	7			

- Molecule 2 is ERYTHROMYCIN A (CCD ID: ERY) (formula: C<sub>37</sub>H<sub>67</sub>NO<sub>13</sub>).



Mol	Chain	Residues	Atoms				ZeroOcc	AltConf
2	1-A	1	Total	C	N	O	0	1
			51	37	1	13		
2	2-A	1	Total	C	N	O	0	1
			51	37	1	13		
2	3-A	1	Total	C	N	O	0	1
			51	37	1	13		
2	4-A	1	Total	C	N	O	0	1
			51	37	1	13		
2	5-A	1	Total	C	N	O	0	1
			51	37	1	13		
2	6-A	1	Total	C	N	O	0	1
			51	37	1	13		
2	7-A	1	Total	C	N	O	0	1
			51	37	1	13		
2	8-A	1	Total	C	N	O	0	1
			51	37	1	13		

Continued on next page...



*Continued from previous page...*

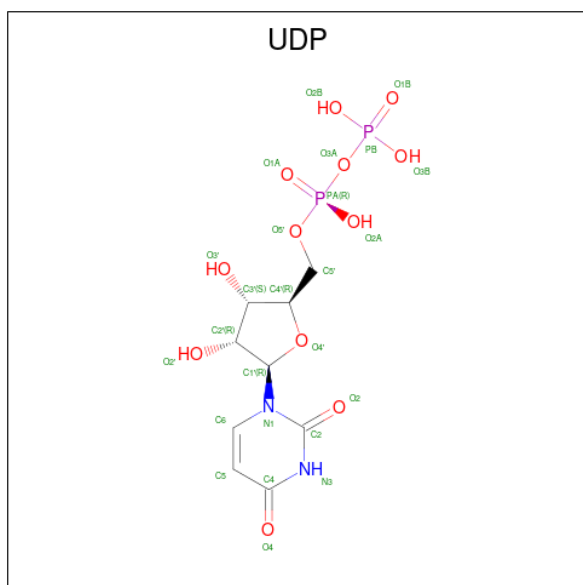
Mol	Chain	Residues	Atoms				ZeroOcc	AltConf
2	9-A	1	Total	C	N	O	0	1
			51	37	1	13		
2	10-A	1	Total	C	N	O	0	1
			51	37	1	13		
2	11-A	1	Total	C	N	O	0	1
			51	37	1	13		
2	12-A	1	Total	C	N	O	0	1
			51	37	1	13		
2	13-A	1	Total	C	N	O	0	1
			51	37	1	13		
2	14-A	1	Total	C	N	O	0	1
			51	37	1	13		
2	15-A	1	Total	C	N	O	0	1
			51	37	1	13		
2	16-A	1	Total	C	N	O	0	1
			51	37	1	13		
2	17-A	1	Total	C	N	O	0	1
			51	37	1	13		
2	18-A	1	Total	C	N	O	0	1
			51	37	1	13		
2	19-A	1	Total	C	N	O	0	1
			51	37	1	13		
2	20-A	1	Total	C	N	O	0	1
			51	37	1	13		
2	1-B	1	Total	C	N	O	0	1
			51	37	1	13		
2	2-B	1	Total	C	N	O	0	1
			51	37	1	13		
2	3-B	1	Total	C	N	O	0	1
			51	37	1	13		
2	4-B	1	Total	C	N	O	0	1
			51	37	1	13		
2	5-B	1	Total	C	N	O	0	1
			51	37	1	13		
2	6-B	1	Total	C	N	O	0	1
			51	37	1	13		
2	7-B	1	Total	C	N	O	0	1
			51	37	1	13		
2	8-B	1	Total	C	N	O	0	1
			51	37	1	13		
2	9-B	1	Total	C	N	O	0	1
			51	37	1	13		

*Continued on next page...*

Continued from previous page...

Mol	Chain	Residues	Atoms				ZeroOcc	AltConf
2	10-B	1	Total	C	N	O	0	1
			51	37	1	13		
2	11-B	1	Total	C	N	O	0	1
			51	37	1	13		
2	12-B	1	Total	C	N	O	0	1
			51	37	1	13		
2	13-B	1	Total	C	N	O	0	1
			51	37	1	13		
2	14-B	1	Total	C	N	O	0	1
			51	37	1	13		
2	15-B	1	Total	C	N	O	0	1
			51	37	1	13		
2	16-B	1	Total	C	N	O	0	1
			51	37	1	13		
2	17-B	1	Total	C	N	O	0	1
			51	37	1	13		
2	18-B	1	Total	C	N	O	0	1
			51	37	1	13		
2	19-B	1	Total	C	N	O	0	1
			51	37	1	13		
2	20-B	1	Total	C	N	O	0	1
			51	37	1	13		

- Molecule 3 is URIDINE-5'-DIPHOSPHATE (CCD ID: UDP) (formula:  $C_9H_{14}N_2O_{12}P_2$ ).



Mol	Chain	Residues	Atoms					ZeroOcc	AltConf
3	1-A	1	Total	C	N	O	P	0	1
			25	9	2	12	2		
3	2-A	1	Total	C	N	O	P	0	1
			25	9	2	12	2		
3	3-A	1	Total	C	N	O	P	0	1
			25	9	2	12	2		
3	4-A	1	Total	C	N	O	P	0	1
			25	9	2	12	2		
3	5-A	1	Total	C	N	O	P	0	1
			25	9	2	12	2		
3	6-A	1	Total	C	N	O	P	0	1
			25	9	2	12	2		
3	7-A	1	Total	C	N	O	P	0	1
			25	9	2	12	2		
3	8-A	1	Total	C	N	O	P	0	1
			25	9	2	12	2		
3	9-A	1	Total	C	N	O	P	0	1
			25	9	2	12	2		
3	10-A	1	Total	C	N	O	P	0	1
			25	9	2	12	2		
3	11-A	1	Total	C	N	O	P	0	1
			25	9	2	12	2		
3	12-A	1	Total	C	N	O	P	0	1
			25	9	2	12	2		
3	13-A	1	Total	C	N	O	P	0	1
			25	9	2	12	2		
3	14-A	1	Total	C	N	O	P	0	1
			25	9	2	12	2		
3	15-A	1	Total	C	N	O	P	0	1
			25	9	2	12	2		
3	16-A	1	Total	C	N	O	P	0	1
			25	9	2	12	2		
3	17-A	1	Total	C	N	O	P	0	1
			25	9	2	12	2		
3	18-A	1	Total	C	N	O	P	0	1
			25	9	2	12	2		
3	19-A	1	Total	C	N	O	P	0	1
			25	9	2	12	2		
3	20-A	1	Total	C	N	O	P	0	1
			25	9	2	12	2		
3	1-B	1	Total	C	N	O	P	0	1
			25	9	2	12	2		
3	2-B	1	Total	C	N	O	P	0	1
			25	9	2	12	2		

Continued on next page...

*Continued from previous page...*

Mol	Chain	Residues	Atoms					ZeroOcc	AltConf
3	3-B	1	Total	C	N	O	P	0	1
			25	9	2	12	2		
3	4-B	1	Total	C	N	O	P	0	1
			25	9	2	12	2		
3	5-B	1	Total	C	N	O	P	0	1
			25	9	2	12	2		
3	6-B	1	Total	C	N	O	P	0	1
			25	9	2	12	2		
3	7-B	1	Total	C	N	O	P	0	1
			25	9	2	12	2		
3	8-B	1	Total	C	N	O	P	0	1
			25	9	2	12	2		
3	9-B	1	Total	C	N	O	P	0	1
			25	9	2	12	2		
3	10-B	1	Total	C	N	O	P	0	1
			25	9	2	12	2		
3	11-B	1	Total	C	N	O	P	0	1
			25	9	2	12	2		
3	12-B	1	Total	C	N	O	P	0	1
			25	9	2	12	2		
3	13-B	1	Total	C	N	O	P	0	1
			25	9	2	12	2		
3	14-B	1	Total	C	N	O	P	0	1
			25	9	2	12	2		
3	15-B	1	Total	C	N	O	P	0	1
			25	9	2	12	2		
3	16-B	1	Total	C	N	O	P	0	1
			25	9	2	12	2		
3	17-B	1	Total	C	N	O	P	0	1
			25	9	2	12	2		
3	18-B	1	Total	C	N	O	P	0	1
			25	9	2	12	2		
3	19-B	1	Total	C	N	O	P	0	1
			25	9	2	12	2		
3	20-B	1	Total	C	N	O	P	0	1
			25	9	2	12	2		

- Molecule 4 is MAGNESIUM ION (CCD ID: MG) (formula: Mg).

Mol	Chain	Residues	Atoms		ZeroOcc	AltConf
4	1-B	1	Total	Mg	0	1
			1	1		

*Continued on next page...*

*Continued from previous page...*

Mol	Chain	Residues	Atoms		ZeroOcc	AltConf
4	2-B	1	Total 1	Mg 1	0	1
4	3-B	1	Total 1	Mg 1	0	1
4	4-B	1	Total 1	Mg 1	0	1
4	5-B	1	Total 1	Mg 1	0	1
4	6-B	1	Total 1	Mg 1	0	1
4	7-B	1	Total 1	Mg 1	0	1
4	8-B	1	Total 1	Mg 1	0	1
4	9-B	1	Total 1	Mg 1	0	1
4	10-B	1	Total 1	Mg 1	0	1
4	11-B	1	Total 1	Mg 1	0	1
4	12-B	1	Total 1	Mg 1	0	1
4	13-B	1	Total 1	Mg 1	0	1
4	14-B	1	Total 1	Mg 1	0	1
4	15-B	1	Total 1	Mg 1	0	1
4	16-B	1	Total 1	Mg 1	0	1
4	17-B	1	Total 1	Mg 1	0	1
4	18-B	1	Total 1	Mg 1	0	1
4	19-B	1	Total 1	Mg 1	0	1
4	20-B	1	Total 1	Mg 1	0	1

- Molecule 5 is water.

Mol	Chain	Residues	Atoms	ZeroOcc	AltConf
5	1-A	271	Total O 271 271	0	271
5	2-A	259	Total O 259 259	0	259
5	3-A	244	Total O 244 244	0	244
5	4-A	267	Total O 267 267	0	267
5	5-A	273	Total O 273 273	0	273
5	6-A	256	Total O 256 256	0	256
5	7-A	271	Total O 271 271	0	271
5	8-A	273	Total O 273 273	0	273
5	9-A	291	Total O 291 291	0	291
5	10-A	243	Total O 243 243	0	243
5	11-A	258	Total O 258 258	0	258
5	12-A	264	Total O 264 264	0	264
5	13-A	281	Total O 281 281	0	281
5	14-A	248	Total O 248 248	0	248
5	15-A	268	Total O 268 268	0	268
5	16-A	253	Total O 253 253	0	253
5	17-A	270	Total O 270 270	0	270
5	18-A	271	Total O 271 271	0	271
5	19-A	249	Total O 249 249	0	249
5	20-A	266	Total O 266 266	0	266
5	1-B	250	Total O 250 250	0	250
5	2-B	242	Total O 242 242	0	242

*Continued on next page...*

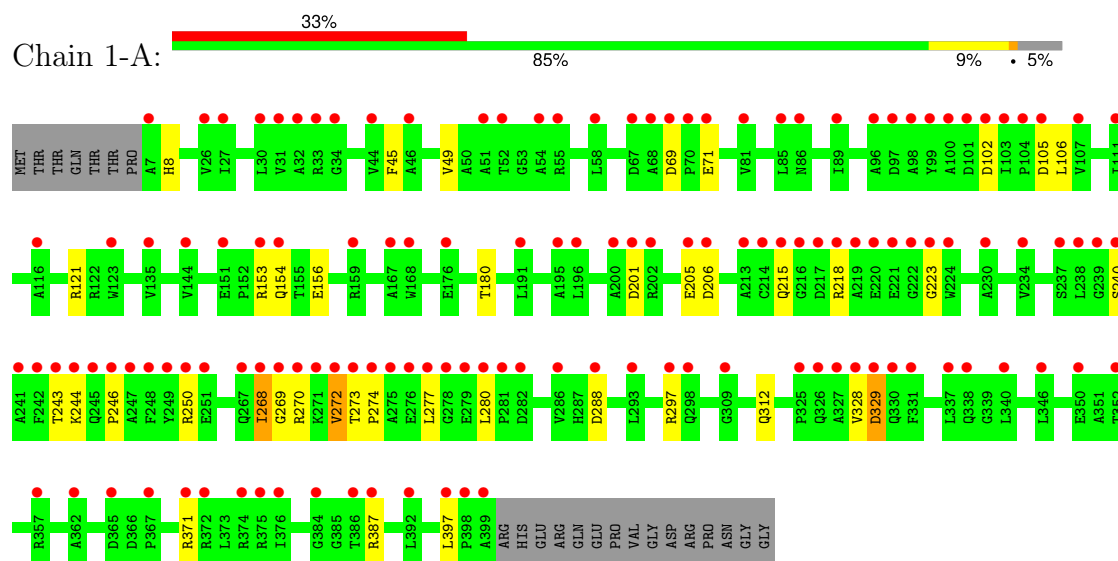
*Continued from previous page...*

Mol	Chain	Residues	Atoms		ZeroOcc	AltConf
5	3-B	261	Total 261	O 261	0	261
5	4-B	250	Total 250	O 250	0	250
5	5-B	252	Total 252	O 252	0	252
5	6-B	239	Total 239	O 239	0	239
5	7-B	256	Total 256	O 256	0	256
5	8-B	241	Total 241	O 241	0	241
5	9-B	218	Total 218	O 218	0	218
5	10-B	256	Total 256	O 256	0	256
5	11-B	271	Total 271	O 271	0	271
5	12-B	229	Total 229	O 229	0	229
5	13-B	261	Total 261	O 261	0	261
5	14-B	249	Total 249	O 249	0	249
5	15-B	261	Total 261	O 261	0	261
5	16-B	240	Total 240	O 240	0	240
5	17-B	220	Total 220	O 220	0	220
5	18-B	257	Total 257	O 257	0	257
5	19-B	245	Total 245	O 245	0	245
5	20-B	244	Total 244	O 244	0	244


### 3 Residue-property plots [i](#)

These plots are drawn for all protein, RNA, DNA and oligosaccharide chains in the entry. The first graphic for a chain summarises the proportions of the various outlier classes displayed in the second graphic. The second graphic shows the sequence view annotated by issues in geometry and electron density. Residues are color-coded according to the number of geometric quality criteria for which they contain at least one outlier: green = 0, yellow = 1, orange = 2 and red = 3 or more. A red dot above a residue indicates a poor fit to the electron density ( $RSRZ > 2$ ). Stretches of 2 or more consecutive residues without any outlier are shown as a green connector. Residues present in the sample, but not in the model, are shown in grey.

#### • Molecule 1: Oleandomycin glycosyltransferase



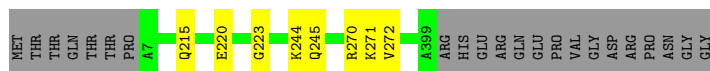
#### • Molecule 1: Oleandomycin glycosyltransferase





- Molecule 1: Oleandomycin glycosyltransferase

Chain 2-A:  93% • 5%



- Molecule 1: Oleandomycin glycosyltransferase

Chain 2-B:  92% • 5%



- Molecule 1: Oleandomycin glycosyltransferase

Chain 3-A:  92% • 5%



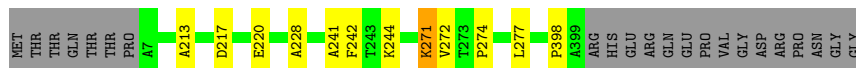
- Molecule 1: Oleandomycin glycosyltransferase

Chain 3-B:  93% • 5%



- Molecule 1: Oleandomycin glycosyltransferase

Chain 4-A:  92% • 5%



- Molecule 1: Oleandomycin glycosyltransferase

Chain 4-B:  93% • 5%



- Molecule 1: Oleandomycin glycosyltransferase

Chain 5-A:  91% • 5%



- Molecule 1: Oleandomycin glycosyltransferase

Chain 5-B:  92% • 5%



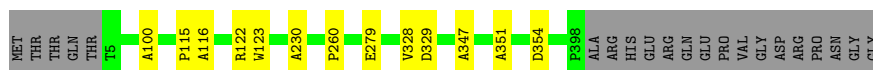
- Molecule 1: Oleandomycin glycosyltransferase

Chain 6-A:  93% • 5%



- Molecule 1: Oleandomycin glycosyltransferase

Chain 6-B:  92% • 5%




- Molecule 1: Oleandomycin glycosyltransferase

Chain 7-A:  93% • 5%



- Molecule 1: Oleandomycin glycosyltransferase

Chain 7-B:  92% • 5%



- Molecule 1: Oleandomycin glycosyltransferase

Chain 8-A:  93% • 5%



- Molecule 1: Oleandomycin glycosyltransferase

Chain 8-B:  92% • 5%



- Molecule 1: Oleandomycin glycosyltransferase

Chain 9-A:  92% • 5%



- Molecule 1: Oleandomycin glycosyltransferase

Chain 9-B:  93% • 5%



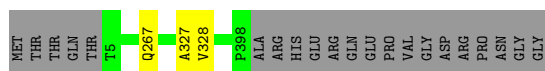
- Molecule 1: Oleandomycin glycosyltransferase

Chain 10-A:  93% • 5%



- Molecule 1: Oleandomycin glycosyltransferase

Chain 10-B:  94% • 5%



- Molecule 1: Oleandomycin glycosyltransferase

Chain 11-A:  93% • 5%



- Molecule 1: Oleandomycin glycosyltransferase

Chain 11-B:  92% • 5%



- Molecule 1: Oleandomycin glycosyltransferase

Chain 12-A:  93% • 5%



- Molecule 1: Oleandomycin glycosyltransferase

Chain 12-B:  91% • 5%



- Molecule 1: Oleandomycin glycosyltransferase

Chain 13-A:  93% • 5%



- Molecule 1: Oleandomycin glycosyltransferase

Chain 13-B:  93% • 5%



- Molecule 1: Oleandomycin glycosyltransferase

Chain 14-A:  92% • 5%



- Molecule 1: Oleandomycin glycosyltransferase

Chain 14-B:  93% • 5%



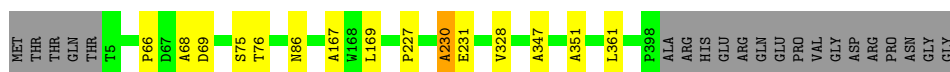
- Molecule 1: Oleandomycin glycosyltransferase

Chain 15-A:  91% • 5%



- Molecule 1: Oleandomycin glycosyltransferase

Chain 15-B:  91% • 5%



- Molecule 1: Oleandomycin glycosyltransferase

Chain 16-A:  93% • 5%



- Molecule 1: Oleandomycin glycosyltransferase

Chain 16-B:  93% • 5%



- Molecule 1: Oleandomycin glycosyltransferase

Chain 17-A:  93% • 5%



- Molecule 1: Oleandomycin glycosyltransferase

Chain 17-B:  93% • 5%



- Molecule 1: Oleandomycin glycosyltransferase

Chain 18-A:  92% • 5%



- Molecule 1: Oleandomycin glycosyltransferase

Chain 18-B:  94% • 5%



- Molecule 1: Oleandomycin glycosyltransferase

Chain 19-A:  92% • 5%



- Molecule 1: Oleandomycin glycosyltransferase

Chain 19-B: 

93%

5%

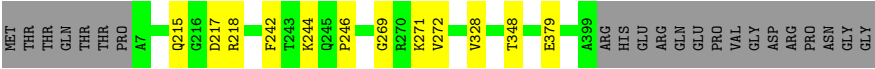


● Molecule 1: Oleandomycin glycosyltransferase

Chain 20-A: 

92%

5%



● Molecule 1: Oleandomycin glycosyltransferase

Chain 20-B: 

92%

5%



## 4 Data and refinement statistics

Property	Value	Source
Space group	P 1 21 1	Depositor
Cell constants a, b, c, $\alpha$ , $\beta$ , $\gamma$	72.72Å 65.78Å 91.94Å 90.00° 100.42° 90.00°	Depositor
Resolution (Å)	29.03 – 1.70 29.03 – 1.70	Depositor EDS
% Data completeness (in resolution range)	99.7 (29.03-1.70) 99.7 (29.03-1.70)	Depositor EDS
$R_{merge}$	(Not available)	Depositor
$R_{sym}$	(Not available)	Depositor
$\langle I/\sigma(I) \rangle$ <sup>1</sup>	2.29 (at 1.70Å)	Xtriage
Refinement program	PHENIX (phenix.ensemble_refinement: dev_1420)	Depositor
R, $R_{free}$	0.160 , 0.201 0.193 , 0.226	Depositor DCC
$R_{free}$ test set	1992 reflections (2.12%)	wwPDB-VP
Wilson B-factor (Å <sup>2</sup> )	18.4	Xtriage
Anisotropy	0.024	Xtriage
Bulk solvent $k_{sol}$ (e/Å <sup>3</sup> ), $B_{sol}$ (Å <sup>2</sup> )	0.02 , 22.1	EDS
L-test for twinning <sup>2</sup>	$\langle  L  \rangle = 0.48$ , $\langle L^2 \rangle = 0.31$	Xtriage
Estimated twinning fraction	No twinning to report.	Xtriage
$F_o, F_c$ correlation	0.85	EDS
Total number of atoms	132758	wwPDB-VP
Average B, all atoms (Å <sup>2</sup> )	11.0	wwPDB-VP

Xtriage's analysis on translational NCS is as follows: *The largest off-origin peak in the Patterson function is 5.11% of the height of the origin peak. No significant pseudotranslation is detected.*

<sup>1</sup>Intensities estimated from amplitudes.

<sup>2</sup>Theoretical values of  $\langle |L| \rangle$ ,  $\langle L^2 \rangle$  for acentric reflections are 0.5, 0.333 respectively for untwinned datasets, and 0.375, 0.2 for perfectly twinned datasets.

## 5 Model quality

### 5.1 Standard geometry

Bond lengths and bond angles in the following residue types are not validated in this section: MG, UDP, ERY

The Z score for a bond length (or angle) is the number of standard deviations the observed value is removed from the expected value. A bond length (or angle) with  $|Z| > 5$  is considered an outlier worth inspection. RMSZ is the root-mean-square of all Z scores of the bond lengths (or angles).

Mol	Chain	Bond lengths		Bond angles	
		RMSZ	# Z  >5	RMSZ	# Z  >5
1	1-A	0.16	0/3052	0.31	0/4170
1	1-B	0.12	0/3074	0.24	0/4205
All	All	0.14	0/6126	0.28	0/8375

Chiral center outliers are detected by calculating the chiral volume of a chiral center and verifying if the center is modelled as a planar moiety or with the opposite hand. A planarity outlier is detected by checking planarity of atoms in a peptide group, atoms in a mainchain group or atoms of a sidechain that are expected to be planar.

Mol	Chain	#Chirality outliers	#Planarity outliers
1	1-A	0	3
1	2-A	0	1
1	3-A	0	1
1	4-A	0	1
1	6-B	0	2
1	10-A	0	2
1	13-A	0	2
1	14-A	0	1
1	15-B	0	2
1	19-B	0	1
1	20-A	0	1
All	All	0	17

There are no bond length outliers.

There are no bond angle outliers.

There are no chirality outliers.

All (17) planarity outliers are listed below:



Mol	Chain	Res	Type	Group
1	1-A	272[A]	VAL	Peptide
1	1-A	274[A]	PRO	Peptide
1	1-A	329[A]	ASP	Peptide
1	10-A	217[J]	ASP	Peptide
1	10-A	222[J]	GLY	Mainchain
1	13-A	219[M]	ALA	Peptide
1	13-A	271[M]	LYS	Peptide
1	14-A	271[N]	LYS	Peptide
1	15-B	230[O]	ALA	Peptide
1	15-B	231[O]	GLU	Peptide
1	19-B	242[S]	PHE	Peptide
1	2-A	271[B]	LYS	Peptide
1	20-A	379[T]	GLU	Sidechain
1	3-A	7[C]	ALA	Peptide
1	4-A	271[D]	LYS	Peptide
1	6-B	115[F]	PRO	Peptide
1	6-B	329[F]	ASP	Peptide

## 5.2 Too-close contacts ⓘ

In the following table, the Non-H and H(model) columns list the number of non-hydrogen atoms and hydrogen atoms in the chain respectively. The H(added) column lists the number of hydrogen atoms added and optimized by MolProbity. The Clashes column lists the number of clashes within the asymmetric unit, whereas Symm-Clashes lists symmetry-related clashes.

Mol	Chain	Non-H	H(model)	H(added)	Clashes	Symm-Clashes
1	1-A	2978	0	2900	0	0
1	1-B	2996	0	2919	0	0
1	2-A	2978	0	2900	0	0
1	2-B	2996	0	2919	0	0
1	3-A	2978	0	2900	0	0
1	3-B	2996	0	2919	0	0
1	4-A	2978	0	2900	0	0
1	4-B	2996	0	2919	0	0
1	5-A	2978	0	2900	0	0
1	5-B	2996	0	2919	0	0
1	6-A	2978	0	2900	0	0
1	6-B	2996	0	2919	0	0
1	7-A	2978	0	2900	0	0
1	7-B	2996	0	2919	0	0
1	8-A	2978	0	2900	0	0
1	8-B	2996	0	2919	0	0
1	9-A	2978	0	2900	0	0

*Continued on next page...*

*Continued from previous page...*

Mol	Chain	Non-H	H(model)	H(added)	Clashes	Symm-Clashes
1	9-B	2996	0	2917	0	0
1	10-A	2978	0	2900	0	0
1	10-B	2996	0	2919	0	0
1	11-A	2978	0	2900	0	0
1	11-B	2996	0	2919	0	0
1	12-A	2978	0	2900	0	0
1	12-B	2996	0	2919	0	0
1	13-A	2978	0	2900	0	0
1	13-B	2996	0	2919	0	0
1	14-A	2978	0	2900	0	0
1	14-B	2996	0	2919	0	0
1	15-A	2978	0	2900	0	0
1	15-B	2996	0	2919	0	0
1	16-A	2978	0	2900	0	0
1	16-B	2996	0	2919	0	0
1	17-A	2978	0	2900	0	0
1	17-B	2996	0	2919	0	0
1	18-A	2978	0	2900	0	0
1	18-B	2996	0	2919	0	0
1	19-A	2978	0	2900	0	0
1	19-B	2996	0	2919	0	0
1	20-A	2978	0	2900	0	0
1	20-B	2996	0	2919	0	0
2	1-A	51	0	67	0	0
2	1-B	51	0	67	0	0
2	2-A	51	0	67	0	0
2	2-B	51	0	67	0	0
2	3-A	51	0	67	0	0
2	3-B	51	0	67	0	0
2	4-A	51	0	67	0	0
2	4-B	51	0	67	0	0
2	5-A	51	0	67	0	0
2	5-B	51	0	67	0	0
2	6-A	51	0	67	0	0
2	6-B	51	0	67	0	0
2	7-A	51	0	67	0	0
2	7-B	51	0	67	0	0
2	8-A	51	0	67	0	0
2	8-B	51	0	67	0	0
2	9-A	51	0	67	0	0
2	9-B	51	0	67	0	0
2	10-A	51	0	67	0	0

*Continued on next page...*

*Continued from previous page...*

Mol	Chain	Non-H	H(model)	H(added)	Clashes	Symm-Clashes
2	10-B	51	0	67	0	0
2	11-A	51	0	67	0	0
2	11-B	51	0	67	0	0
2	12-A	51	0	67	0	0
2	12-B	51	0	67	0	0
2	13-A	51	0	67	0	0
2	13-B	51	0	67	0	0
2	14-A	51	0	67	0	0
2	14-B	51	0	67	0	0
2	15-A	51	0	67	0	0
2	15-B	51	0	67	0	0
2	16-A	51	0	67	0	0
2	16-B	51	0	67	0	0
2	17-A	51	0	67	0	0
2	17-B	51	0	67	0	0
2	18-A	51	0	67	0	0
2	18-B	51	0	67	0	0
2	19-A	51	0	67	0	0
2	19-B	51	0	67	0	0
2	20-A	51	0	67	0	0
2	20-B	51	0	67	0	0
3	1-A	25	0	11	0	0
3	1-B	25	0	11	0	0
3	2-A	25	0	11	0	0
3	2-B	25	0	11	0	0
3	3-A	25	0	11	0	0
3	3-B	25	0	11	0	0
3	4-A	25	0	11	0	0
3	4-B	25	0	11	0	0
3	5-A	25	0	11	0	0
3	5-B	25	0	11	0	0
3	6-A	25	0	11	0	0
3	6-B	25	0	11	0	0
3	7-A	25	0	11	0	0
3	7-B	25	0	11	0	0
3	8-A	25	0	11	0	0
3	8-B	25	0	11	0	0
3	9-A	25	0	11	0	0
3	9-B	25	0	11	0	0
3	10-A	25	0	11	0	0
3	10-B	25	0	11	0	0
3	11-A	25	0	11	0	0

*Continued on next page...*

*Continued from previous page...*

Mol	Chain	Non-H	H(model)	H(added)	Clashes	Symm-Clashes
3	11-B	25	0	11	0	0
3	12-A	25	0	11	0	0
3	12-B	25	0	11	0	0
3	13-A	25	0	11	0	0
3	13-B	25	0	11	0	0
3	14-A	25	0	11	0	0
3	14-B	25	0	11	0	0
3	15-A	25	0	11	0	0
3	15-B	25	0	11	0	0
3	16-A	25	0	11	0	0
3	16-B	25	0	11	0	0
3	17-A	25	0	11	0	0
3	17-B	25	0	11	0	0
3	18-A	25	0	11	0	0
3	18-B	25	0	11	0	0
3	19-A	25	0	11	0	0
3	19-B	25	0	11	0	0
3	20-A	25	0	11	0	0
3	20-B	25	0	11	0	0
4	1-B	1	0	0	0	0
4	2-B	1	0	0	0	0
4	3-B	1	0	0	0	0
4	4-B	1	0	0	0	0
4	5-B	1	0	0	0	0
4	6-B	1	0	0	0	0
4	7-B	1	0	0	0	0
4	8-B	1	0	0	0	0
4	9-B	1	0	0	0	0
4	10-B	1	0	0	0	0
4	11-B	1	0	0	0	0
4	12-B	1	0	0	0	0
4	13-B	1	0	0	0	0
4	14-B	1	0	0	0	0
4	15-B	1	0	0	0	0
4	16-B	1	0	0	0	0
4	17-B	1	0	0	0	0
4	18-B	1	0	0	0	0
4	19-B	1	0	0	0	0
4	20-B	1	0	0	0	0
5	1-A	271	0	0	0	0
5	1-B	250	0	0	0	0
5	2-A	259	0	0	0	0

*Continued on next page...*

*Continued from previous page...*

Mol	Chain	Non-H	H(model)	H(added)	Clashes	Symm-Clashes
5	2-B	242	0	0	0	0
5	3-A	244	0	0	0	0
5	3-B	261	0	0	0	0
5	4-A	267	0	0	0	0
5	4-B	250	0	0	0	0
5	5-A	273	0	0	0	0
5	5-B	252	0	0	0	0
5	6-A	256	0	0	0	0
5	6-B	239	0	0	0	0
5	7-A	271	0	0	0	0
5	7-B	256	0	0	0	0
5	8-A	273	0	0	0	0
5	8-B	241	0	0	0	0
5	9-A	291	0	0	0	0
5	9-B	218	0	0	0	0
5	10-A	243	0	0	0	0
5	10-B	256	0	0	0	0
5	11-A	258	0	0	0	0
5	11-B	271	0	0	0	0
5	12-A	264	0	0	0	0
5	12-B	229	0	0	0	0
5	13-A	281	0	0	0	0
5	13-B	261	0	0	0	0
5	14-A	248	0	0	0	0
5	14-B	249	0	0	0	0
5	15-A	268	0	0	0	0
5	15-B	261	0	0	0	0
5	16-A	253	0	0	0	0
5	16-B	240	0	0	0	0
5	17-A	270	0	0	0	0
5	17-B	220	0	0	0	0
5	18-A	271	0	0	0	0
5	18-B	257	0	0	0	0
5	19-A	249	0	0	0	0
5	19-B	245	0	0	0	0
5	20-A	266	0	0	0	0
5	20-B	244	0	0	0	0
All	All	132758	0	119498	0	0

The all-atom clashscore is defined as the number of clashes found per 1000 atoms (including hydrogen atoms). Clashscore could not be calculated for this entry.

There are no clashes within the asymmetric unit.

There are no symmetry-related clashes.

## 5.3 Torsion angles [i](#)

### 5.3.1 Protein backbone [i](#)

In the following table, the Percentiles column shows the percent Ramachandran outliers of the chain as a percentile score with respect to all X-ray entries followed by that with respect to entries of similar resolution.

The Analysed column shows the number of residues for which the backbone conformation was analysed, and the total number of residues.

Mol	Chain	Analysed	Favoured	Allowed	Outliers	Percentiles	
1	1-A	389/415 (94%)	346 (89%)	31 (8%)	12 (3%)	3	0
1	1-B	392/415 (94%)	362 (92%)	25 (6%)	5 (1%)	10	2
1	2-A	389/415 (94%)	358 (92%)	24 (6%)	7 (2%)	7	1
1	2-B	392/415 (94%)	346 (88%)	32 (8%)	14 (4%)	3	0
1	3-A	389/415 (94%)	354 (91%)	23 (6%)	12 (3%)	3	0
1	3-B	392/415 (94%)	355 (91%)	30 (8%)	7 (2%)	7	1
1	4-A	389/415 (94%)	354 (91%)	23 (6%)	12 (3%)	3	0
1	4-B	392/415 (94%)	361 (92%)	24 (6%)	7 (2%)	7	1
1	5-A	389/415 (94%)	352 (90%)	22 (6%)	15 (4%)	2	0
1	5-B	392/415 (94%)	355 (91%)	25 (6%)	12 (3%)	3	0
1	6-A	389/415 (94%)	365 (94%)	17 (4%)	7 (2%)	7	1
1	6-B	392/415 (94%)	352 (90%)	29 (7%)	11 (3%)	4	0
1	7-A	389/415 (94%)	357 (92%)	25 (6%)	7 (2%)	7	1
1	7-B	392/415 (94%)	360 (92%)	19 (5%)	13 (3%)	3	0
1	8-A	389/415 (94%)	364 (94%)	17 (4%)	8 (2%)	5	1
1	8-B	392/415 (94%)	357 (91%)	24 (6%)	11 (3%)	4	0
1	9-A	389/415 (94%)	363 (93%)	16 (4%)	10 (3%)	4	0
1	9-B	392/415 (94%)	358 (91%)	25 (6%)	9 (2%)	5	1
1	10-A	389/415 (94%)	358 (92%)	24 (6%)	7 (2%)	7	1
1	10-B	392/415 (94%)	376 (96%)	13 (3%)	3 (1%)	16	5
1	11-A	389/415 (94%)	362 (93%)	21 (5%)	6 (2%)	8	1
1	11-B	392/415 (94%)	342 (87%)	36 (9%)	14 (4%)	3	0

*Continued on next page...*

Continued from previous page...

Mol	Chain	Analysed	Favoured	Allowed	Outliers	Percentiles	
1	12-A	389/415 (94%)	358 (92%)	23 (6%)	8 (2%)	5	1
1	12-B	392/415 (94%)	349 (89%)	28 (7%)	15 (4%)	2	0
1	13-A	389/415 (94%)	360 (92%)	22 (6%)	7 (2%)	7	1
1	13-B	392/415 (94%)	353 (90%)	29 (7%)	10 (3%)	4	0
1	14-A	389/415 (94%)	361 (93%)	19 (5%)	9 (2%)	5	1
1	14-B	392/415 (94%)	353 (90%)	32 (8%)	7 (2%)	7	1
1	15-A	389/415 (94%)	357 (92%)	18 (5%)	14 (4%)	3	0
1	15-B	392/415 (94%)	350 (89%)	28 (7%)	14 (4%)	3	0
1	16-A	389/415 (94%)	360 (92%)	20 (5%)	9 (2%)	5	1
1	16-B	392/415 (94%)	355 (91%)	29 (7%)	8 (2%)	6	1
1	17-A	389/415 (94%)	357 (92%)	24 (6%)	8 (2%)	5	1
1	17-B	392/415 (94%)	348 (89%)	35 (9%)	9 (2%)	5	1
1	18-A	389/415 (94%)	353 (91%)	24 (6%)	12 (3%)	3	0
1	18-B	392/415 (94%)	359 (92%)	30 (8%)	3 (1%)	16	5
1	19-A	389/415 (94%)	361 (93%)	17 (4%)	11 (3%)	4	0
1	19-B	392/415 (94%)	363 (93%)	22 (6%)	7 (2%)	7	1
1	20-A	389/415 (94%)	361 (93%)	17 (4%)	11 (3%)	4	0
1	20-B	392/415 (94%)	363 (93%)	16 (4%)	13 (3%)	3	0
All	All	15620/16600 (94%)	14278 (91%)	958 (6%)	384 (2%)	4	1

All (384) Ramachandran outliers are listed below:

Mol	Chain	Res	Type
1	1-A	102[A]	ASP
1	1-A	215[A]	GLN
1	1-A	272[A]	VAL
1	1-A	277[A]	LEU
1	1-A	328[A]	VAL
1	2-A	215[B]	GLN
1	2-A	220[B]	GLU
1	2-A	270[B]	ARG
1	2-B	75[B]	SER
1	2-B	176[B]	GLU
1	2-B	240[B]	SER
1	2-B	281[B]	PRO
1	3-A	244[C]	LYS

Continued on next page...

*Continued from previous page...*

<b>Mol</b>	<b>Chain</b>	<b>Res</b>	<b>Type</b>
1	3-A	276[C]	GLU
1	3-B	15[C]	ALA
1	3-B	35[C]	HIS
1	3-B	69[C]	ASP
1	3-B	215[C]	GLN
1	3-B	217[C]	ASP
1	4-A	242[D]	PHE
1	4-A	244[D]	LYS
1	4-A	271[D]	LYS
1	4-A	272[D]	VAL
1	4-A	277[D]	LEU
1	4-A	398[D]	PRO
1	4-B	279[D]	GLU
1	4-B	280[D]	LEU
1	5-A	222[E]	GLY
1	5-A	228[E]	ALA
1	5-A	270[E]	ARG
1	5-A	398[E]	PRO
1	5-B	71[E]	GLU
1	5-B	220[E]	GLU
1	5-B	227[E]	PRO
1	5-B	230[E]	ALA
1	5-B	348[E]	THR
1	6-A	220[F]	GLU
1	6-A	277[F]	LEU
1	6-A	279[F]	GLU
1	6-B	100[F]	ALA
1	6-B	116[F]	ALA
1	6-B	122[F]	ARG
1	6-B	328[F]	VAL
1	6-B	351[F]	ALA
1	7-A	241[G]	ALA
1	7-A	244[G]	LYS
1	7-A	278[G]	GLY
1	7-B	48[G]	LYS
1	7-B	328[G]	VAL
1	7-B	329[G]	ASP
1	7-B	330[G]	GLN
1	8-B	17[H]	HIS
1	8-B	66[H]	PRO
1	8-B	67[H]	ASP
1	8-B	71[H]	GLU

*Continued on next page...*



*Continued from previous page...*

Mol	Chain	Res	Type
1	8-B	72[H]	ALA
1	8-B	329[H]	ASP
1	8-B	330[H]	GLN
1	9-A	238[I]	LEU
1	9-A	240[I]	SER
1	9-A	269[I]	GLY
1	9-A	274[I]	PRO
1	9-B	71[I]	GLU
1	10-A	102[J]	ASP
1	10-A	215[J]	GLN
1	10-B	328[J]	VAL
1	11-A	242[K]	PHE
1	11-A	270[K]	ARG
1	11-A	271[K]	LYS
1	11-B	63[K]	LEU
1	11-B	242[K]	PHE
1	12-A	102[L]	ASP
1	12-A	270[L]	ARG
1	12-B	69[L]	ASP
1	12-B	70[L]	PRO
1	12-B	71[L]	GLU
1	12-B	173[L]	GLY
1	12-B	258[L]	ASN
1	12-B	281[L]	PRO
1	12-B	331[L]	PHE
1	13-A	220[M]	GLU
1	13-A	277[M]	LEU
1	13-B	50[M]	ALA
1	13-B	51[M]	ALA
1	14-A	220[N]	GLU
1	14-A	241[N]	ALA
1	14-A	244[N]	LYS
1	14-B	69[N]	ASP
1	14-B	328[N]	VAL
1	15-A	32[O]	ALA
1	15-A	240[O]	SER
1	15-A	276[O]	GLU
1	15-B	66[O]	PRO
1	15-B	69[O]	ASP
1	15-B	169[O]	LEU
1	15-B	347[O]	ALA
1	16-A	70[P]	PRO

*Continued on next page...*

*Continued from previous page...*

Mol	Chain	Res	Type
1	16-A	228[P]	ALA
1	16-A	348[P]	THR
1	16-B	260[P]	PRO
1	16-B	281[P]	PRO
1	17-B	17[Q]	HIS
1	17-B	54[Q]	ALA
1	17-B	330[Q]	GLN
1	17-B	331[Q]	PHE
1	18-A	46[R]	ALA
1	18-A	242[R]	PHE
1	18-A	246[R]	PRO
1	18-A	268[R]	ILE
1	18-A	274[R]	PRO
1	18-B	76[R]	THR
1	18-B	225[R]	GLN
1	19-A	215[S]	GLN
1	19-A	244[S]	LYS
1	20-A	217[T]	ASP
1	20-A	242[T]	PHE
1	20-A	244[T]	LYS
1	20-A	269[T]	GLY
1	20-A	328[T]	VAL
1	20-B	86[T]	ASN
1	20-B	173[T]	GLY
1	20-B	279[T]	GLU
1	20-B	328[T]	VAL
1	20-B	354[T]	ASP
1	1-A	223[A]	GLY
1	1-A	268[A]	ILE
1	1-B	73[A]	TRP
1	1-B	220[A]	GLU
1	1-B	221[A]	GLU
1	1-B	228[A]	ALA
1	2-A	244[B]	LYS
1	2-A	245[B]	GLN
1	2-B	257[B]	GLY
1	2-B	328[B]	VAL
1	2-B	358[B]	GLU
1	3-A	70[C]	PRO
1	3-A	216[C]	GLY
1	3-A	241[C]	ALA
1	3-A	274[C]	PRO

*Continued on next page...*

*Continued from previous page...*

Mol	Chain	Res	Type
1	3-A	277[C]	LEU
1	3-B	328[C]	VAL
1	4-A	213[D]	ALA
1	4-A	217[D]	ASP
1	4-A	220[D]	GLU
1	4-A	241[D]	ALA
1	4-B	257[D]	GLY
1	4-B	328[D]	VAL
1	5-A	102[E]	ASP
1	5-A	327[E]	ALA
1	5-A	328[E]	VAL
1	5-B	70[E]	PRO
1	5-B	98[E]	ALA
1	6-A	272[F]	VAL
1	6-A	278[F]	GLY
1	6-B	347[F]	ALA
1	7-A	289[G]	TRP
1	7-B	350[G]	GLU
1	8-B	230[H]	ALA
1	9-B	328[I]	VAL
1	10-A	214[J]	CYS
1	10-A	277[J]	LEU
1	10-B	267[J]	GLN
1	11-A	269[K]	GLY
1	11-A	272[K]	VAL
1	11-A	277[K]	LEU
1	11-B	7[K]	ALA
1	11-B	231[K]	GLU
1	11-B	277[K]	LEU
1	11-B	328[K]	VAL
1	11-B	348[K]	THR
1	12-A	34[L]	GLY
1	12-A	216[L]	GLY
1	12-A	269[L]	GLY
1	12-A	348[L]	THR
1	12-B	228[L]	ALA
1	13-A	216[M]	GLY
1	13-B	77[M]	LEU
1	13-B	217[M]	ASP
1	14-A	277[N]	LEU
1	15-A	215[O]	GLN
1	15-A	216[O]	GLY

*Continued on next page...*

*Continued from previous page...*

Mol	Chain	Res	Type
1	15-A	217[O]	ASP
1	15-A	220[O]	GLU
1	15-A	244[O]	LYS
1	15-A	328[O]	VAL
1	15-B	68[O]	ALA
1	15-B	75[O]	SER
1	15-B	76[O]	THR
1	15-B	86[O]	ASN
1	15-B	230[O]	ALA
1	16-A	241[P]	ALA
1	16-A	327[P]	ALA
1	16-B	221[P]	GLU
1	17-B	328[Q]	VAL
1	18-A	101[R]	ASP
1	18-A	276[R]	GLU
1	19-A	329[S]	ASP
1	19-B	282[S]	ASP
1	19-B	328[S]	VAL
1	20-A	246[T]	PRO
1	20-A	271[T]	LYS
1	20-B	85[T]	LEU
1	20-B	352[T]	THR
1	20-B	355[T]	LEU
1	1-A	269[A]	GLY
1	2-A	223[B]	GLY
1	2-B	64[B]	PRO
1	2-B	175[B]	THR
1	2-B	217[B]	ASP
1	2-B	227[B]	PRO
1	3-A	272[C]	VAL
1	4-B	241[D]	ALA
1	5-A	34[E]	GLY
1	5-A	244[E]	LYS
1	6-B	123[F]	TRP
1	6-B	260[F]	PRO
1	6-B	279[F]	GLU
1	7-A	398[G]	PRO
1	7-B	102[G]	ASP
1	7-B	327[G]	ALA
1	7-B	346[G]	LEU
1	8-A	243[H]	THR
1	8-A	398[H]	PRO

*Continued on next page...*

*Continued from previous page...*

Mol	Chain	Res	Type
1	9-A	216[I]	GLY
1	9-A	241[I]	ALA
1	9-A	348[I]	THR
1	9-B	47[I]	ASP
1	9-B	70[I]	PRO
1	9-B	270[I]	ARG
1	10-A	329[J]	ASP
1	11-B	260[K]	PRO
1	12-B	328[L]	VAL
1	13-A	244[M]	LYS
1	13-B	231[M]	GLU
1	13-B	244[M]	LYS
1	13-B	328[M]	VAL
1	14-B	231[N]	GLU
1	15-A	348[O]	THR
1	16-A	220[P]	GLU
1	16-A	275[P]	ALA
1	16-B	53[P]	GLY
1	16-B	328[P]	VAL
1	17-A	272[Q]	VAL
1	17-B	70[Q]	PRO
1	17-B	260[Q]	PRO
1	17-B	348[Q]	THR
1	19-A	245[S]	GLN
1	19-B	6[S]	PRO
1	19-B	102[S]	ASP
1	20-A	218[T]	ARG
1	20-A	348[T]	THR
1	20-B	75[T]	SER
1	20-B	227[T]	PRO
1	20-B	260[T]	PRO
1	1-B	262[A]	TRP
1	2-B	70[B]	PRO
1	3-A	243[C]	THR
1	3-B	283[C]	ASN
1	4-A	228[D]	ALA
1	5-A	33[E]	ARG
1	5-A	224[E]	TRP
1	5-A	274[E]	PRO
1	5-A	277[E]	LEU
1	5-B	51[E]	ALA
1	5-B	228[E]	ALA

*Continued on next page...*

*Continued from previous page...*

Mol	Chain	Res	Type
1	5-B	328[E]	VAL
1	6-A	221[F]	GLU
1	6-A	398[F]	PRO
1	6-B	230[F]	ALA
1	6-B	354[F]	ASP
1	7-A	271[G]	LYS
1	7-B	52[G]	THR
1	7-B	53[G]	GLY
1	7-B	241[G]	ALA
1	8-A	279[H]	GLU
1	8-B	18[H]	GLY
1	8-B	328[H]	VAL
1	11-B	215[K]	GLN
1	11-B	232[K]	LYS
1	11-B	258[K]	ASN
1	11-B	279[K]	GLU
1	12-B	67[L]	ASP
1	12-B	73[L]	TRP
1	12-B	122[L]	ARG
1	13-A	245[M]	GLN
1	13-B	281[M]	PRO
1	14-A	326[N]	GLN
1	14-A	328[N]	VAL
1	14-B	35[N]	HIS
1	14-B	75[N]	SER
1	14-B	353[N]	ALA
1	15-A	398[O]	PRO
1	15-B	328[O]	VAL
1	16-B	228[P]	ALA
1	16-B	351[P]	ALA
1	17-A	215[Q]	GLN
1	17-A	247[Q]	ALA
1	17-A	398[Q]	PRO
1	18-A	217[R]	ASP
1	18-B	328[R]	VAL
1	19-A	274[S]	PRO
1	19-B	98[S]	ALA
1	20-A	272[T]	VAL
1	20-B	353[T]	ALA
1	1-A	280[A]	LEU
1	1-A	387[A]	ARG
1	2-A	272[B]	VAL

*Continued on next page...*

*Continued from previous page...*

Mol	Chain	Res	Type
1	2-B	66[B]	PRO
1	2-B	69[B]	ASP
1	3-A	217[C]	ASP
1	3-A	245[C]	GLN
1	4-B	70[D]	PRO
1	5-A	214[E]	CYS
1	5-A	268[E]	ILE
1	5-B	244[E]	LYS
1	7-B	289[G]	TRP
1	8-A	44[H]	VAL
1	8-A	214[H]	CYS
1	8-B	45[H]	PHE
1	9-B	73[I]	TRP
1	9-B	102[I]	ASP
1	9-B	281[I]	PRO
1	10-A	101[J]	ASP
1	10-B	327[J]	ALA
1	11-B	349[K]	GLU
1	12-A	245[L]	GLN
1	12-B	18[L]	GLY
1	13-B	75[M]	SER
1	13-B	86[M]	ASN
1	14-B	70[N]	PRO
1	16-B	282[P]	ASP
1	17-A	151[Q]	GLU
1	17-A	221[Q]	GLU
1	17-B	217[Q]	ASP
1	18-A	240[R]	SER
1	18-A	245[R]	GLN
1	18-A	272[R]	VAL
1	19-A	70[S]	PRO
1	19-A	220[S]	GLU
1	19-A	268[S]	ILE
1	19-A	272[S]	VAL
1	19-A	398[S]	PRO
1	20-A	215[T]	GLN
1	1-A	246[A]	PRO
1	4-B	246[D]	PRO
1	5-B	258[E]	ASN
1	7-B	221[G]	GLU
1	9-A	272[I]	VAL
1	12-A	272[L]	VAL

*Continued on next page...*

*Continued from previous page...*

Mol	Chain	Res	Type
1	12-B	43[L]	PRO
1	12-B	259[L]	LEU
1	13-A	272[M]	VAL
1	14-A	221[N]	GLU
1	15-A	245[O]	GLN
1	15-B	167[O]	ALA
1	15-B	351[O]	ALA
1	15-B	361[O]	LEU
1	17-A	220[Q]	GLU
1	17-A	278[Q]	GLY
1	19-B	225[S]	GLN
1	20-B	228[T]	ALA
1	7-A	272[G]	VAL
1	9-A	222[I]	GLY
1	15-A	31[O]	VAL
1	4-A	274[D]	PRO
1	8-A	269[H]	GLY
1	8-A	272[H]	VAL
1	14-A	272[N]	VAL
1	8-A	268[H]	ILE
1	10-A	268[J]	ILE
1	15-A	272[O]	VAL
1	15-B	227[O]	PRO
1	16-A	216[P]	GLY
1	18-A	222[R]	GLY
1	3-A	268[C]	ILE
1	9-B	6[I]	PRO
1	11-B	222[K]	GLY
1	14-A	245[N]	GLN
1	16-A	272[P]	VAL
1	19-A	328[S]	VAL
1	19-B	246[S]	PRO
1	1-A	397[A]	LEU
1	9-A	239[I]	GLY
1	13-A	57[M]	VAL

### 5.3.2 Protein sidechains ⓘ

In the following table, the Percentiles column shows the percent sidechain outliers of the chain as a percentile score with respect to all X-ray entries followed by that with respect to entries of similar resolution.

The Analysed column shows the number of residues for which the sidechain conformation was



analysed, and the total number of residues.

Mol	Chain	Analysed	Rotameric	Outliers	Percentiles	
1	1-A	295/326 (90%)	267 (90%)	28 (10%)	7	1
1	1-B	297/326 (91%)	270 (91%)	27 (9%)	7	1
All	All	592/652 (91%)	537 (91%)	55 (9%)	7	1

All (55) residues with a non-rotameric sidechain are listed below:

Mol	Chain	Res	Type
1	1-A	8[A]	HIS
1	1-A	45[A]	PHE
1	1-A	49[A]	VAL
1	1-A	69[A]	ASP
1	1-A	71[A]	GLU
1	1-A	105[A]	ASP
1	1-A	106[A]	LEU
1	1-A	121[A]	ARG
1	1-A	153[A]	ARG
1	1-A	154[A]	GLN
1	1-A	156[A]	GLU
1	1-A	180[A]	THR
1	1-A	201[A]	ASP
1	1-A	205[A]	GLU
1	1-A	206[A]	ASP
1	1-A	218[A]	ARG
1	1-A	240[A]	SER
1	1-A	243[A]	THR
1	1-A	244[A]	LYS
1	1-A	250[A]	ARG
1	1-A	268[A]	ILE
1	1-A	270[A]	ARG
1	1-A	273[A]	THR
1	1-A	288[A]	ASP
1	1-A	297[A]	ARG
1	1-A	312[A]	GLN
1	1-A	329[A]	ASP
1	1-A	371[A]	ARG
1	1-B	5[A]	THR
1	1-B	44[A]	VAL
1	1-B	58[A]	LEU
1	1-B	61[A]	SER
1	1-B	76[A]	THR
1	1-B	90[A]	GLN

*Continued on next page...*

*Continued from previous page...*

Mol	Chain	Res	Type
1	1-B	92[A]	LEU
1	1-B	105[A]	ASP
1	1-B	125[A]	VAL
1	1-B	148[A]	MET
1	1-B	151[A]	GLU
1	1-B	153[A]	ARG
1	1-B	231[A]	GLU
1	1-B	234[A]	VAL
1	1-B	259[A]	LEU
1	1-B	267[A]	GLN
1	1-B	270[A]	ARG
1	1-B	290[A]	VAL
1	1-B	298[A]	GLN
1	1-B	312[A]	GLN
1	1-B	315[A]	LEU
1	1-B	328[A]	VAL
1	1-B	329[A]	ASP
1	1-B	330[A]	GLN
1	1-B	345[A]	LYS
1	1-B	350[A]	GLU
1	1-B	375[A]	ARG

Sometimes sidechains can be flipped to improve hydrogen bonding and reduce clashes. All (22) such sidechains are listed below:

Mol	Chain	Res	Type
1	1-A	8[A]	HIS
1	1-A	17[A]	HIS
1	1-A	21[A]	ASN
1	1-A	35[A]	HIS
1	1-A	80[A]	ASN
1	1-A	154[A]	GLN
1	1-A	184[A]	HIS
1	1-A	197[A]	GLN
1	1-A	199[A]	HIS
1	1-A	305[A]	HIS
1	1-A	312[A]	GLN
1	1-B	80[A]	ASN
1	1-B	86[A]	ASN
1	1-B	94[A]	GLN
1	1-B	133[A]	ASN
1	1-B	177[A]	HIS
1	1-B	197[A]	GLN

*Continued on next page...*

*Continued from previous page...*

Mol	Chain	Res	Type
1	1-B	263[A]	HIS
1	1-B	298[A]	GLN
1	1-B	305[A]	HIS
1	1-B	312[A]	GLN
1	1-B	326[A]	GLN

### 5.3.3 RNA ⓘ

There are no RNA molecules in this entry.

## 5.4 Non-standard residues in protein, DNA, RNA chains ⓘ

There are no non-standard protein/DNA/RNA residues in this entry.

## 5.5 Carbohydrates ⓘ

There are no oligosaccharides in this entry.

## 5.6 Ligand geometry ⓘ

Of 100 ligands modelled in this entry, 20 are monoatomic - leaving 80 for Mogul analysis.

In the following table, the Counts columns list the number of bonds (or angles) for which Mogul statistics could be retrieved, the number of bonds (or angles) that are observed in the model and the number of bonds (or angles) that are defined in the Chemical Component Dictionary. The Link column lists molecule types, if any, to which the group is linked. The Z score for a bond length (or angle) is the number of standard deviations the observed value is removed from the expected value. A bond length (or angle) with  $|Z| > 2$  is considered an outlier worth inspection. RMSZ is the root-mean-square of all Z scores of the bond lengths (or angles).

Mol	Type	Chain	Res	Link	Bond lengths			Bond angles		
					Counts	RMSZ	$\# Z  > 2$	Counts	RMSZ	$\# Z  > 2$
2	ERY	18-A	1400[R]	-	53,53,53	1.27	6 (11%)	82,82,82	1.28	9 (10%)
3	UDP	14-A	1401[N]	-	25,26,26	1.07	1 (4%)	38,40,40	1.49	7 (18%)
3	UDP	8-A	1401[H]	-	25,26,26	0.96	1 (4%)	38,40,40	1.43	4 (10%)
2	ERY	11-A	1400[K]	-	53,53,53	1.26	6 (11%)	82,82,82	1.36	10 (12%)
2	ERY	17-A	1400[Q]	-	53,53,53	1.28	6 (11%)	82,82,82	1.39	12 (14%)
3	UDP	1-A	1401[A]	-	25,26,26	1.02	1 (4%)	38,40,40	1.41	6 (15%)
2	ERY	3-A	1400[C]	-	53,53,53	1.29	6 (11%)	82,82,82	1.24	9 (10%)

Mol	Type	Chain	Res	Link	Bond lengths			Bond angles		
					Counts	RMSZ	# Z  > 2	Counts	RMSZ	# Z  > 2
2	ERY	2-A	1400[B]	-	53,53,53	1.26	6 (11%)	82,82,82	1.27	9 (10%)
3	UDP	7-A	1401[G]	-	25,26,26	1.00	1 (4%)	38,40,40	1.48	4 (10%)
2	ERY	9-A	1400[I]	-	53,53,53	1.27	6 (11%)	82,82,82	1.37	11 (13%)
2	ERY	16-B	501[P]	-	53,53,53	1.26	5 (9%)	82,82,82	1.38	12 (14%)
3	UDP	4-B	502[D]	-	25,26,26	0.95	1 (4%)	38,40,40	1.45	4 (10%)
3	UDP	2-A	1401[B]	-	25,26,26	1.11	2 (8%)	38,40,40	1.58	6 (15%)
2	ERY	14-B	501[N]	-	53,53,53	1.25	4 (7%)	82,82,82	1.63	19 (23%)
3	UDP	18-A	1401[R]	-	25,26,26	0.97	1 (4%)	38,40,40	1.58	7 (18%)
2	ERY	5-B	501[E]	-	53,53,53	1.28	5 (9%)	82,82,82	1.38	13 (15%)
3	UDP	12-B	502[L]	-	25,26,26	1.04	2 (8%)	38,40,40	1.58	6 (15%)
3	UDP	4-A	1401[D]	-	25,26,26	1.01	1 (4%)	38,40,40	1.48	6 (15%)
3	UDP	14-B	502[N]	-	25,26,26	1.16	1 (4%)	38,40,40	1.59	5 (13%)
3	UDP	2-B	502[B]	-	25,26,26	1.08	2 (8%)	38,40,40	1.48	5 (13%)
2	ERY	15-A	1400[O]	-	53,53,53	1.32	6 (11%)	82,82,82	1.36	13 (15%)
3	UDP	18-B	502[R]	-	25,26,26	1.15	1 (4%)	38,40,40	1.51	4 (10%)
3	UDP	17-B	502[Q]	-	25,26,26	1.21	2 (8%)	38,40,40	1.40	4 (10%)
3	UDP	9-B	502[I]	-	25,26,26	1.12	1 (4%)	38,40,40	1.49	4 (10%)
3	UDP	9-A	1401[I]	-	25,26,26	1.01	1 (4%)	38,40,40	1.42	5 (13%)
2	ERY	2-B	501[B]	-	53,53,53	1.22	5 (9%)	82,82,82	1.46	12 (14%)
2	ERY	16-A	1400[P]	-	53,53,53	1.29	6 (11%)	82,82,82	1.52	17 (20%)
2	ERY	4-B	501[D]	-	53,53,53	1.28	6 (11%)	82,82,82	1.47	13 (15%)
3	UDP	16-B	502[P]	-	25,26,26	1.11	3 (12%)	38,40,40	1.68	7 (18%)
2	ERY	18-B	501[R]	-	53,53,53	1.26	5 (9%)	82,82,82	1.50	13 (15%)
2	ERY	19-A	1400[S]	-	53,53,53	1.30	6 (11%)	82,82,82	1.49	14 (17%)
3	UDP	6-B	502[F]	-	25,26,26	1.11	1 (4%)	38,40,40	1.60	5 (13%)
3	UDP	10-A	1401[J]	-	25,26,26	1.08	2 (8%)	38,40,40	1.55	6 (15%)
2	ERY	8-B	501[H]	-	53,53,53	1.26	5 (9%)	82,82,82	1.42	9 (10%)
2	ERY	6-B	501[F]	-	53,53,53	1.28	4 (7%)	82,82,82	1.74	15 (18%)
2	ERY	5-A	1400[E]	-	53,53,53	1.26	6 (11%)	82,82,82	1.44	12 (14%)
2	ERY	6-A	1400[F]	-	53,53,53	1.26	6 (11%)	82,82,82	1.34	12 (14%)
3	UDP	12-A	1401[L]	-	25,26,26	0.95	1 (4%)	38,40,40	1.44	4 (10%)
2	ERY	7-A	1400[G]	-	53,53,53	1.25	6 (11%)	82,82,82	1.30	11 (13%)
3	UDP	3-A	1401[C]	-	25,26,26	0.97	0	38,40,40	1.49	4 (10%)
3	UDP	3-B	502[C]	-	25,26,26	1.10	2 (8%)	38,40,40	1.34	5 (13%)
3	UDP	19-A	1401[S]	-	25,26,26	1.01	2 (8%)	38,40,40	1.45	5 (13%)

Mol	Type	Chain	Res	Link	Bond lengths			Bond angles		
					Counts	RMSZ	# Z  > 2	Counts	RMSZ	# Z  > 2
2	ERY	20-B	501[T]	-	53,53,53	1.29	5 (9%)	82,82,82	1.18	7 (8%)
3	UDP	6-A	1401[F]	-	25,26,26	1.03	1 (4%)	38,40,40	1.52	4 (10%)
2	ERY	3-B	501[C]	-	53,53,53	1.26	5 (9%)	82,82,82	1.26	10 (12%)
2	ERY	1-B	501[A]	-	53,53,53	1.25	5 (9%)	82,82,82	1.37	12 (14%)
2	ERY	17-B	501[Q]	-	53,53,53	1.28	5 (9%)	82,82,82	1.27	8 (9%)
2	ERY	1-A	1400[A]	-	53,53,53	1.28	6 (11%)	82,82,82	1.28	6 (7%)
2	ERY	13-A	1400[M]	-	53,53,53	1.29	6 (11%)	82,82,82	1.18	7 (8%)
3	UDP	7-B	502[G]	-	25,26,26	1.00	1 (4%)	38,40,40	1.52	6 (15%)
3	UDP	15-B	502[O]	-	25,26,26	1.06	2 (8%)	38,40,40	1.53	4 (10%)
2	ERY	8-A	1400[H]	-	53,53,53	1.30	6 (11%)	82,82,82	1.38	10 (12%)
2	ERY	19-B	501[S]	-	53,53,53	1.29	5 (9%)	82,82,82	1.37	15 (18%)
2	ERY	12-A	1400[L]	-	53,53,53	1.25	6 (11%)	82,82,82	1.35	11 (13%)
3	UDP	15-A	1401[O]	-	25,26,26	1.21	2 (8%)	38,40,40	2.10	13 (34%)
3	UDP	20-B	502[T]	-	25,26,26	1.07	1 (4%)	38,40,40	1.43	5 (13%)
3	UDP	1-B	502[A]	-	25,26,26	1.16	2 (8%)	38,40,40	1.50	4 (10%)
2	ERY	20-A	1400[T]	-	53,53,53	1.28	6 (11%)	82,82,82	1.29	11 (13%)
3	UDP	16-A	1401[P]	-	25,26,26	1.01	0	38,40,40	1.40	3 (7%)
3	UDP	10-B	502[J]	-	25,26,26	0.99	0	38,40,40	1.54	5 (13%)
2	ERY	4-A	1400[D]	-	53,53,53	1.29	6 (11%)	82,82,82	1.23	9 (10%)
2	ERY	12-B	501[L]	-	53,53,53	1.27	5 (9%)	82,82,82	1.46	13 (15%)
3	UDP	11-B	502[K]	-	25,26,26	0.99	0	38,40,40	1.46	4 (10%)
2	ERY	10-A	1400[J]	-	53,53,53	1.25	6 (11%)	82,82,82	1.23	8 (9%)
3	UDP	8-B	502[H]	-	25,26,26	1.03	2 (8%)	38,40,40	1.51	5 (13%)
3	UDP	19-B	502[S]	-	25,26,26	1.14	1 (4%)	38,40,40	1.47	5 (13%)
2	ERY	7-B	501[G]	-	53,53,53	1.26	5 (9%)	82,82,82	1.53	9 (10%)
3	UDP	5-B	502[E]	-	25,26,26	1.45	2 (8%)	38,40,40	1.71	7 (18%)
3	UDP	17-A	1401[Q]	-	25,26,26	0.97	1 (4%)	38,40,40	1.41	4 (10%)
3	UDP	20-A	1401[T]	-	25,26,26	1.03	1 (4%)	38,40,40	1.48	5 (13%)
2	ERY	9-B	501[I]	-	53,53,53	1.25	5 (9%)	82,82,82	1.46	14 (17%)
2	ERY	15-B	501[O]	-	53,53,53	1.27	6 (11%)	82,82,82	1.60	17 (20%)
3	UDP	5-A	1401[E]	-	25,26,26	1.01	2 (8%)	38,40,40	1.57	7 (18%)
3	UDP	11-A	1401[K]	-	25,26,26	1.02	1 (4%)	38,40,40	1.53	5 (13%)
2	ERY	10-B	501[J]	-	53,53,53	1.30	6 (11%)	82,82,82	1.41	12 (14%)
2	ERY	11-B	501[K]	-	53,53,53	1.31	5 (9%)	82,82,82	1.27	8 (9%)
2	ERY	14-A	1400[N]	-	53,53,53	1.25	5 (9%)	82,82,82	1.18	7 (8%)

Mol	Type	Chain	Res	Link	Bond lengths			Bond angles		
					Counts	RMSZ	# Z  > 2	Counts	RMSZ	# Z  > 2
3	UDP	13-B	502[M]	-	25,26,26	1.17	2 (8%)	38,40,40	1.62	6 (15%)
3	UDP	13-A	1401[M]	-	25,26,26	0.98	1 (4%)	38,40,40	1.35	4 (10%)
2	ERY	13-B	501[M]	-	53,53,53	1.24	5 (9%)	82,82,82	1.73	16 (19%)

In the following table, the Chirals column lists the number of chiral outliers, the number of chiral centers analysed, the number of these observed in the model and the number defined in the Chemical Component Dictionary. Similar counts are reported in the Torsion and Rings columns. '-' means no outliers of that kind were identified.

Mol	Type	Chain	Res	Link	Chirals	Torsions	Rings
2	ERY	18-A	1400[R]	-	-	0/72/107/107	0/3/3/3
3	UDP	14-A	1401[N]	-	-	3/16/32/32	0/2/2/2
3	UDP	8-A	1401[H]	-	-	2/16/32/32	0/2/2/2
2	ERY	11-A	1400[K]	-	-	2/72/107/107	0/3/3/3
2	ERY	17-A	1400[Q]	-	-	1/72/107/107	0/3/3/3
3	UDP	1-A	1401[A]	-	-	4/16/32/32	0/2/2/2
2	ERY	3-A	1400[C]	-	-	5/72/107/107	0/3/3/3
2	ERY	2-A	1400[B]	-	-	0/72/107/107	0/3/3/3
3	UDP	7-A	1401[G]	-	-	8/16/32/32	0/2/2/2
2	ERY	9-A	1400[I]	-	-	0/72/107/107	0/3/3/3
2	ERY	16-B	501[P]	-	-	1/72/107/107	0/3/3/3
3	UDP	4-B	502[D]	-	-	1/16/32/32	0/2/2/2
3	UDP	2-A	1401[B]	-	-	4/16/32/32	0/2/2/2
2	ERY	14-B	501[N]	-	-	5/72/107/107	0/3/3/3
3	UDP	18-A	1401[R]	-	-	4/16/32/32	0/2/2/2
2	ERY	5-B	501[E]	-	-	0/72/107/107	0/3/3/3
3	UDP	12-B	502[L]	-	-	3/16/32/32	0/2/2/2
3	UDP	4-A	1401[D]	-	-	3/16/32/32	0/2/2/2
3	UDP	14-B	502[N]	-	-	3/16/32/32	0/2/2/2
3	UDP	2-B	502[B]	-	-	1/16/32/32	0/2/2/2
2	ERY	15-A	1400[O]	-	-	3/72/107/107	0/3/3/3
3	UDP	18-B	502[R]	-	-	3/16/32/32	0/2/2/2
3	UDP	17-B	502[Q]	-	-	2/16/32/32	0/2/2/2
3	UDP	9-B	502[I]	-	-	3/16/32/32	0/2/2/2
3	UDP	9-A	1401[I]	-	-	5/16/32/32	0/2/2/2
2	ERY	2-B	501[B]	-	-	3/72/107/107	0/3/3/3
2	ERY	16-A	1400[P]	-	-	4/72/107/107	0/3/3/3

Continued on next page...

*Continued from previous page...*

Mol	Type	Chain	Res	Link	Chirals	Torsions	Rings
2	ERY	4-B	501[D]	-	-	5/72/107/107	0/3/3/3
3	UDP	16-B	502[P]	-	-	5/16/32/32	0/2/2/2
2	ERY	18-B	501[R]	-	-	2/72/107/107	0/3/3/3
2	ERY	19-A	1400[S]	-	-	3/72/107/107	0/3/3/3
3	UDP	6-B	502[F]	-	-	2/16/32/32	0/2/2/2
3	UDP	10-A	1401[J]	-	-	5/16/32/32	0/2/2/2
2	ERY	8-B	501[H]	-	-	1/72/107/107	0/3/3/3
2	ERY	6-B	501[F]	-	-	8/72/107/107	0/3/3/3
2	ERY	5-A	1400[E]	-	-	3/72/107/107	0/3/3/3
2	ERY	6-A	1400[F]	-	-	6/72/107/107	0/3/3/3
3	UDP	12-A	1401[L]	-	-	1/16/32/32	0/2/2/2
2	ERY	7-A	1400[G]	-	-	2/72/107/107	0/3/3/3
3	UDP	3-A	1401[C]	-	-	2/16/32/32	0/2/2/2
3	UDP	3-B	502[C]	-	-	4/16/32/32	0/2/2/2
3	UDP	19-A	1401[S]	-	-	5/16/32/32	0/2/2/2
2	ERY	20-B	501[T]	-	-	0/72/107/107	0/3/3/3
3	UDP	6-A	1401[F]	-	-	4/16/32/32	0/2/2/2
2	ERY	3-B	501[C]	-	-	4/72/107/107	0/3/3/3
2	ERY	1-B	501[A]	-	-	1/72/107/107	0/3/3/3
2	ERY	17-B	501[Q]	-	-	2/72/107/107	0/3/3/3
2	ERY	1-A	1400[A]	-	-	1/72/107/107	0/3/3/3
2	ERY	13-A	1400[M]	-	-	1/72/107/107	0/3/3/3
3	UDP	7-B	502[G]	-	-	3/16/32/32	0/2/2/2
3	UDP	15-B	502[O]	-	-	4/16/32/32	0/2/2/2
2	ERY	8-A	1400[H]	-	-	2/72/107/107	0/3/3/3
2	ERY	19-B	501[S]	-	-	1/72/107/107	0/3/3/3
2	ERY	12-A	1400[L]	-	-	0/72/107/107	0/3/3/3
3	UDP	15-A	1401[O]	-	-	3/16/32/32	0/2/2/2
3	UDP	20-B	502[T]	-	-	2/16/32/32	0/2/2/2
3	UDP	1-B	502[A]	-	-	3/16/32/32	0/2/2/2
2	ERY	20-A	1400[T]	-	-	1/72/107/107	0/3/3/3
3	UDP	16-A	1401[P]	-	-	7/16/32/32	0/2/2/2
3	UDP	10-B	502[J]	-	-	2/16/32/32	0/2/2/2
2	ERY	4-A	1400[D]	-	-	1/72/107/107	0/3/3/3
2	ERY	12-B	501[L]	-	-	1/72/107/107	0/3/3/3
3	UDP	11-B	502[K]	-	-	3/16/32/32	0/2/2/2

*Continued on next page...*

Continued from previous page...

Mol	Type	Chain	Res	Link	Chirals	Torsions	Rings
2	ERY	10-A	1400[J]	-	-	1/72/107/107	0/3/3/3
3	UDP	8-B	502[H]	-	-	3/16/32/32	0/2/2/2
3	UDP	19-B	502[S]	-	-	1/16/32/32	0/2/2/2
2	ERY	7-B	501[G]	-	-	2/72/107/107	0/3/3/3
3	UDP	5-B	502[E]	-	-	1/16/32/32	0/2/2/2
3	UDP	17-A	1401[Q]	-	-	1/16/32/32	0/2/2/2
3	UDP	20-A	1401[T]	-	-	2/16/32/32	0/2/2/2
2	ERY	9-B	501[I]	-	-	3/72/107/107	0/3/3/3
2	ERY	15-B	501[O]	-	-	2/72/107/107	0/3/3/3
3	UDP	5-A	1401[E]	-	-	5/16/32/32	0/2/2/2
3	UDP	11-A	1401[K]	-	-	3/16/32/32	0/2/2/2
2	ERY	10-B	501[J]	-	-	3/72/107/107	0/3/3/3
2	ERY	11-B	501[K]	-	-	1/72/107/107	0/3/3/3
2	ERY	14-A	1400[N]	-	-	1/72/107/107	0/3/3/3
3	UDP	13-B	502[M]	-	-	4/16/32/32	0/2/2/2
3	UDP	13-A	1401[M]	-	-	3/16/32/32	0/2/2/2
2	ERY	13-B	501[M]	-	-	4/72/107/107	0/3/3/3

All (272) bond length outliers are listed below:

Mol	Chain	Res	Type	Atoms	Z	Observed(Å)	Ideal(Å)
3	5-B	502[E]	UDP	PA-O3A	5.62	1.65	1.59
2	8-B	501[H]	ERY	O2-C1	4.62	1.44	1.34
2	12-B	501[L]	ERY	O2-C1	4.60	1.44	1.34
2	4-B	501[D]	ERY	O2-C1	4.58	1.44	1.34
2	19-B	501[S]	ERY	O2-C1	4.56	1.44	1.34
2	6-B	501[F]	ERY	O2-C1	4.55	1.44	1.34
2	11-B	501[K]	ERY	O2-C1	4.53	1.44	1.34
2	5-B	501[E]	ERY	O2-C1	4.51	1.44	1.34
2	10-B	501[J]	ERY	O2-C1	4.51	1.44	1.34
2	16-B	501[P]	ERY	O2-C1	4.48	1.44	1.34
2	9-B	501[I]	ERY	O2-C1	4.41	1.44	1.34
2	7-B	501[G]	ERY	O2-C1	4.38	1.44	1.34
2	3-B	501[C]	ERY	O2-C1	4.38	1.44	1.34
2	17-B	501[Q]	ERY	O2-C1	4.37	1.44	1.34
2	1-B	501[A]	ERY	O2-C1	4.36	1.44	1.34
2	14-B	501[N]	ERY	O2-C1	4.35	1.44	1.34
2	13-B	501[M]	ERY	O2-C1	4.30	1.44	1.34
2	20-B	501[T]	ERY	O2-C1	4.27	1.44	1.34
2	2-B	501[B]	ERY	O2-C1	4.26	1.44	1.34

Continued on next page...



*Continued from previous page...*

Mol	Chain	Res	Type	Atoms	Z	Observed(Å)	Ideal(Å)
2	16-A	1400[P]	ERY	O2-C1	4.19	1.43	1.34
2	15-B	501[O]	ERY	O2-C1	4.19	1.43	1.34
2	18-B	501[R]	ERY	O2-C1	4.12	1.43	1.34
2	20-A	1400[T]	ERY	O2-C1	4.06	1.43	1.34
2	10-A	1400[J]	ERY	O2-C1	4.06	1.43	1.34
2	15-A	1400[O]	ERY	O2-C1	4.05	1.43	1.34
2	17-A	1400[Q]	ERY	O2-C1	4.03	1.43	1.34
2	2-A	1400[B]	ERY	O2-C1	4.02	1.43	1.34
2	8-A	1400[H]	ERY	O2-C1	4.01	1.43	1.34
2	13-A	1400[M]	ERY	O2-C1	3.96	1.43	1.34
3	17-B	502[Q]	UDP	PA-O3A	3.92	1.63	1.59
2	4-A	1400[D]	ERY	O2-C1	3.92	1.43	1.34
2	14-A	1400[N]	ERY	O2-C1	3.89	1.43	1.34
2	3-A	1400[C]	ERY	O2-C1	3.88	1.43	1.34
2	9-A	1400[I]	ERY	O2-C1	3.88	1.43	1.34
2	1-A	1400[A]	ERY	O2-C1	3.84	1.43	1.34
2	11-A	1400[K]	ERY	O2-C1	3.84	1.43	1.34
2	6-A	1400[F]	ERY	O2-C1	3.83	1.43	1.34
2	7-A	1400[G]	ERY	O2-C1	3.79	1.43	1.34
2	12-A	1400[L]	ERY	O2-C1	3.79	1.43	1.34
2	5-A	1400[E]	ERY	O2-C1	3.79	1.43	1.34
2	19-A	1400[S]	ERY	O2-C1	3.75	1.42	1.34
2	18-A	1400[R]	ERY	O2-C1	3.70	1.42	1.34
3	13-B	502[M]	UDP	PA-O3A	3.45	1.63	1.59
3	15-A	1401[O]	UDP	PA-O3A	3.42	1.63	1.59
3	14-B	502[N]	UDP	PA-O3A	3.42	1.63	1.59
3	1-B	502[A]	UDP	PA-O3A	3.38	1.63	1.59
2	18-B	501[R]	ERY	O13-C12	-3.27	1.38	1.44
3	18-B	502[R]	UDP	PA-O3A	3.27	1.63	1.59
2	5-B	501[E]	ERY	O13-C12	-3.23	1.38	1.44
2	14-B	501[N]	ERY	O13-C12	-3.23	1.38	1.44
2	11-B	501[K]	ERY	O9-C26	-3.22	1.38	1.44
2	16-B	501[P]	ERY	O9-C26	-3.21	1.38	1.44
3	19-B	502[S]	UDP	PA-O3A	3.20	1.63	1.59
2	13-B	501[M]	ERY	O9-C26	-3.20	1.38	1.44
2	11-B	501[K]	ERY	O13-C12	-3.19	1.38	1.44
2	20-B	501[T]	ERY	O13-C12	-3.19	1.38	1.44
2	17-A	1400[Q]	ERY	O13-C12	-3.18	1.38	1.44
3	9-B	502[I]	UDP	PA-O3A	3.16	1.62	1.59
2	6-A	1400[F]	ERY	O13-C12	-3.15	1.39	1.44
2	20-A	1400[T]	ERY	O13-C12	-3.15	1.39	1.44
2	3-A	1400[C]	ERY	O13-C12	-3.14	1.39	1.44

*Continued on next page...*

*Continued from previous page...*

Mol	Chain	Res	Type	Atoms	Z	Observed(Å)	Ideal(Å)
2	12-B	501[L]	ERY	O9-C26	-3.10	1.39	1.44
2	9-A	1400[I]	ERY	O13-C12	-3.08	1.39	1.44
2	3-B	501[C]	ERY	O13-C12	-3.08	1.39	1.44
2	3-B	501[C]	ERY	O9-C26	-3.07	1.39	1.44
2	10-B	501[J]	ERY	O13-C12	-3.06	1.39	1.44
2	4-A	1400[D]	ERY	O9-C26	-3.06	1.39	1.44
2	9-A	1400[I]	ERY	O10-C6	-3.06	1.39	1.44
2	19-A	1400[S]	ERY	O13-C12	-3.06	1.39	1.44
2	4-A	1400[D]	ERY	O13-C12	-3.05	1.39	1.44
2	15-B	501[O]	ERY	O13-C12	-3.04	1.39	1.44
2	16-A	1400[P]	ERY	O10-C6	-3.04	1.39	1.44
2	19-B	501[S]	ERY	O13-C12	-3.03	1.39	1.44
2	4-B	501[D]	ERY	O13-C12	-3.02	1.39	1.44
2	20-B	501[T]	ERY	O9-C26	-3.00	1.39	1.44
2	1-A	1400[A]	ERY	O9-C26	-3.00	1.39	1.44
2	15-A	1400[O]	ERY	O10-C6	-3.00	1.39	1.44
2	8-B	501[H]	ERY	O9-C26	-2.99	1.39	1.44
2	9-B	501[I]	ERY	O13-C12	-2.99	1.39	1.44
3	3-B	502[C]	UDP	PA-O3A	2.99	1.62	1.59
2	17-B	501[Q]	ERY	O9-C26	-2.99	1.39	1.44
2	2-B	501[B]	ERY	O13-C12	-2.98	1.39	1.44
2	8-A	1400[H]	ERY	O10-C6	-2.98	1.39	1.44
2	2-A	1400[B]	ERY	O9-C26	-2.98	1.39	1.44
2	14-A	1400[N]	ERY	O13-C12	-2.97	1.39	1.44
2	11-A	1400[K]	ERY	O10-C6	-2.97	1.39	1.44
2	8-B	501[H]	ERY	O13-C12	-2.97	1.39	1.44
2	17-B	501[Q]	ERY	O13-C12	-2.96	1.39	1.44
2	13-A	1400[M]	ERY	O10-C6	-2.95	1.39	1.44
2	19-A	1400[S]	ERY	O9-C26	-2.95	1.39	1.44
3	6-B	502[F]	UDP	PA-O3A	2.95	1.62	1.59
2	6-A	1400[F]	ERY	O9-C26	-2.95	1.39	1.44
2	4-A	1400[D]	ERY	O10-C6	-2.95	1.39	1.44
2	12-A	1400[L]	ERY	O10-C6	-2.95	1.39	1.44
2	1-A	1400[A]	ERY	O13-C12	-2.94	1.39	1.44
2	16-B	501[P]	ERY	O13-C12	-2.94	1.39	1.44
2	10-A	1400[J]	ERY	O10-C6	-2.94	1.39	1.44
2	6-B	501[F]	ERY	O9-C26	-2.94	1.39	1.44
2	13-A	1400[M]	ERY	O13-C12	-2.93	1.39	1.44
2	9-B	501[I]	ERY	O9-C26	-2.92	1.39	1.44
2	5-A	1400[E]	ERY	O10-C6	-2.92	1.39	1.44
2	7-A	1400[G]	ERY	O13-C12	-2.92	1.39	1.44
2	13-B	501[M]	ERY	O13-C12	-2.92	1.39	1.44

*Continued on next page...*

*Continued from previous page...*

Mol	Chain	Res	Type	Atoms	Z	Observed(Å)	Ideal(Å)
2	16-A	1400[P]	ERY	O9-C26	-2.92	1.39	1.44
2	7-B	501[G]	ERY	O13-C12	-2.91	1.39	1.44
2	11-A	1400[K]	ERY	O13-C12	-2.90	1.39	1.44
2	5-B	501[E]	ERY	O9-C26	-2.90	1.39	1.44
2	18-A	1400[R]	ERY	O9-C26	-2.90	1.39	1.44
2	1-B	501[A]	ERY	O13-C12	-2.90	1.39	1.44
2	15-A	1400[O]	ERY	O9-C26	-2.89	1.39	1.44
2	3-A	1400[C]	ERY	O10-C6	-2.89	1.40	1.44
2	1-A	1400[A]	ERY	O10-C6	-2.89	1.40	1.44
2	18-A	1400[R]	ERY	O10-C6	-2.88	1.40	1.44
2	5-A	1400[E]	ERY	O13-C12	-2.88	1.39	1.44
2	2-A	1400[B]	ERY	O13-C12	-2.87	1.39	1.44
2	20-A	1400[T]	ERY	O9-C26	-2.87	1.39	1.44
2	8-A	1400[H]	ERY	O9-C26	-2.86	1.39	1.44
2	2-B	501[B]	ERY	O9-C26	-2.86	1.39	1.44
2	18-A	1400[R]	ERY	O2-C13	-2.86	1.41	1.46
2	12-B	501[L]	ERY	O13-C12	-2.84	1.39	1.44
2	15-A	1400[O]	ERY	O13-C12	-2.84	1.39	1.44
3	10-A	1401[J]	UDP	PA-O3A	2.84	1.62	1.59
2	14-A	1400[N]	ERY	O10-C6	-2.83	1.40	1.44
2	7-B	501[G]	ERY	O9-C26	-2.83	1.39	1.44
2	13-A	1400[M]	ERY	O9-C26	-2.83	1.39	1.44
3	20-B	502[T]	UDP	PA-O3A	2.82	1.62	1.59
2	8-A	1400[H]	ERY	O13-C12	-2.80	1.39	1.44
2	18-A	1400[R]	ERY	O13-C12	-2.80	1.39	1.44
2	18-B	501[R]	ERY	O9-C26	-2.80	1.39	1.44
2	17-A	1400[Q]	ERY	O10-C6	-2.78	1.40	1.44
2	6-B	501[F]	ERY	O13-C12	-2.77	1.39	1.44
2	19-A	1400[S]	ERY	O10-C6	-2.77	1.40	1.44
2	1-A	1400[A]	ERY	O2-C13	-2.76	1.41	1.46
2	6-A	1400[F]	ERY	O10-C6	-2.76	1.40	1.44
2	4-A	1400[D]	ERY	O2-C13	-2.76	1.41	1.46
2	14-B	501[N]	ERY	O9-C26	-2.75	1.39	1.44
2	9-A	1400[I]	ERY	O9-C26	-2.75	1.39	1.44
2	10-A	1400[J]	ERY	O13-C12	-2.75	1.39	1.44
2	16-A	1400[P]	ERY	O13-C12	-2.75	1.39	1.44
2	20-A	1400[T]	ERY	O10-C6	-2.75	1.40	1.44
2	12-A	1400[L]	ERY	O2-C13	-2.74	1.41	1.46
2	4-B	501[D]	ERY	O9-C26	-2.74	1.39	1.44
2	7-A	1400[G]	ERY	O2-C13	-2.73	1.41	1.46
2	7-A	1400[G]	ERY	O9-C26	-2.73	1.39	1.44
2	7-A	1400[G]	ERY	O10-C6	-2.73	1.40	1.44

*Continued on next page...*

*Continued from previous page...*

Mol	Chain	Res	Type	Atoms	Z	Observed(Å)	Ideal(Å)
2	12-A	1400[L]	ERY	O13-C12	-2.73	1.39	1.44
2	3-A	1400[C]	ERY	O9-C26	-2.73	1.39	1.44
2	3-A	1400[C]	ERY	C10-C11	-2.72	1.50	1.54
2	10-A	1400[J]	ERY	O9-C26	-2.71	1.39	1.44
2	4-B	501[D]	ERY	C10-C11	-2.71	1.50	1.54
3	16-B	502[P]	UDP	PA-O3A	2.70	1.62	1.59
2	10-B	501[J]	ERY	O9-C26	-2.70	1.39	1.44
2	11-A	1400[K]	ERY	O9-C26	-2.70	1.39	1.44
2	13-A	1400[M]	ERY	O2-C13	-2.70	1.41	1.46
3	14-A	1401[N]	UDP	PA-O3A	2.69	1.62	1.59
2	15-B	501[O]	ERY	O9-C26	-2.67	1.39	1.44
2	1-B	501[A]	ERY	O9-C26	-2.67	1.39	1.44
2	5-A	1400[E]	ERY	O2-C13	-2.66	1.42	1.46
2	18-B	501[R]	ERY	O10-C6	-2.66	1.40	1.44
2	2-A	1400[B]	ERY	O10-C6	-2.66	1.40	1.44
2	19-B	501[S]	ERY	O9-C26	-2.65	1.39	1.44
2	14-A	1400[N]	ERY	O2-C13	-2.65	1.42	1.46
2	12-A	1400[L]	ERY	O9-C26	-2.65	1.39	1.44
2	14-A	1400[N]	ERY	O9-C26	-2.64	1.39	1.44
2	5-A	1400[E]	ERY	O9-C26	-2.64	1.39	1.44
2	8-A	1400[H]	ERY	C10-C11	-2.62	1.51	1.54
2	18-B	501[R]	ERY	O2-C13	-2.61	1.42	1.46
2	5-A	1400[E]	ERY	C10-C11	-2.57	1.51	1.54
2	19-B	501[S]	ERY	O10-C6	-2.57	1.40	1.44
2	17-A	1400[Q]	ERY	O9-C26	-2.56	1.40	1.44
2	1-A	1400[A]	ERY	C10-C11	-2.56	1.51	1.54
3	2-B	502[B]	UDP	PA-O3A	2.55	1.62	1.59
2	17-A	1400[Q]	ERY	O2-C13	-2.55	1.42	1.46
2	6-B	501[F]	ERY	O10-C6	-2.54	1.40	1.44
2	2-A	1400[B]	ERY	C10-C11	-2.51	1.51	1.54
2	11-A	1400[K]	ERY	O2-C13	-2.51	1.42	1.46
2	20-A	1400[T]	ERY	O2-C13	-2.51	1.42	1.46
2	13-B	501[M]	ERY	O2-C13	-2.50	1.42	1.46
2	20-B	501[T]	ERY	O2-C13	-2.50	1.42	1.46
2	10-A	1400[J]	ERY	O2-C13	-2.49	1.42	1.46
2	6-A	1400[F]	ERY	C10-C11	-2.49	1.51	1.54
2	18-A	1400[R]	ERY	C10-C11	-2.49	1.51	1.54
2	19-A	1400[S]	ERY	C10-C11	-2.49	1.51	1.54
2	5-B	501[E]	ERY	O10-C6	-2.49	1.40	1.44
2	7-A	1400[G]	ERY	C10-C11	-2.48	1.51	1.54
2	1-B	501[A]	ERY	O10-C6	-2.48	1.40	1.44
2	17-B	501[Q]	ERY	O2-C13	-2.47	1.42	1.46

*Continued on next page...*

*Continued from previous page...*

Mol	Chain	Res	Type	Atoms	Z	Observed(Å)	Ideal(Å)
2	15-B	501[O]	ERY	O2-C13	-2.47	1.42	1.46
2	8-A	1400[H]	ERY	O2-C13	-2.46	1.42	1.46
3	15-A	1401[O]	UDP	C5-C4	-2.46	1.38	1.43
2	9-A	1400[I]	ERY	O2-C13	-2.46	1.42	1.46
2	2-A	1400[B]	ERY	O2-C13	-2.45	1.42	1.46
2	15-A	1400[O]	ERY	O2-C13	-2.44	1.42	1.46
2	3-A	1400[C]	ERY	O2-C13	-2.43	1.42	1.46
2	9-A	1400[I]	ERY	C10-C11	-2.43	1.51	1.54
2	11-A	1400[K]	ERY	C10-C11	-2.39	1.51	1.54
2	11-B	501[K]	ERY	O10-C6	-2.38	1.40	1.44
2	16-A	1400[P]	ERY	O2-C13	-2.38	1.42	1.46
2	7-B	501[G]	ERY	O2-C13	-2.38	1.42	1.46
3	8-B	502[H]	UDP	PA-O3A	2.38	1.62	1.59
2	19-A	1400[S]	ERY	O2-C13	-2.38	1.42	1.46
2	20-B	501[T]	ERY	O10-C6	-2.37	1.40	1.44
2	15-A	1400[O]	ERY	C10-C11	-2.37	1.51	1.54
2	6-A	1400[F]	ERY	O2-C13	-2.37	1.42	1.46
2	10-B	501[J]	ERY	O10-C6	-2.36	1.40	1.44
2	12-A	1400[L]	ERY	C10-C11	-2.36	1.51	1.54
2	3-B	501[C]	ERY	O10-C6	-2.36	1.40	1.44
2	12-B	501[L]	ERY	O10-C6	-2.35	1.40	1.44
2	15-B	501[O]	ERY	C10-C11	-2.35	1.51	1.54
2	11-B	501[K]	ERY	O2-C13	-2.35	1.42	1.46
3	2-A	1401[B]	UDP	PA-O3A	2.34	1.62	1.59
3	4-A	1401[D]	UDP	C5-C4	-2.34	1.38	1.43
2	16-B	501[P]	ERY	O10-C6	-2.33	1.40	1.44
2	13-A	1400[M]	ERY	C10-C11	-2.33	1.51	1.54
3	9-A	1401[I]	UDP	C5-C4	-2.33	1.38	1.43
2	9-B	501[I]	ERY	O2-C13	-2.33	1.42	1.46
2	2-B	501[B]	ERY	O10-C6	-2.32	1.40	1.44
2	8-B	501[H]	ERY	O10-C6	-2.31	1.40	1.44
3	1-A	1401[A]	UDP	C5-C4	-2.31	1.38	1.43
2	5-B	501[E]	ERY	O2-C13	-2.29	1.42	1.46
2	3-B	501[C]	ERY	O2-C13	-2.28	1.42	1.46
3	12-B	502[L]	UDP	C5-C4	-2.27	1.38	1.43
3	19-A	1401[S]	UDP	PA-O3A	2.27	1.61	1.59
2	17-A	1400[Q]	ERY	C10-C11	-2.26	1.51	1.54
2	1-B	501[A]	ERY	O2-C13	-2.25	1.42	1.46
2	10-A	1400[J]	ERY	C10-C11	-2.24	1.51	1.54
2	16-A	1400[P]	ERY	C10-C11	-2.23	1.51	1.54
2	4-B	501[D]	ERY	O10-C6	-2.20	1.41	1.44
3	12-A	1401[L]	UDP	C5-C4	-2.20	1.38	1.43

*Continued on next page...*

*Continued from previous page...*

Mol	Chain	Res	Type	Atoms	Z	Observed(Å)	Ideal(Å)
2	2-B	501[B]	ERY	O2-C13	-2.20	1.42	1.46
2	7-B	501[G]	ERY	O10-C6	-2.19	1.41	1.44
2	9-B	501[I]	ERY	O10-C6	-2.19	1.41	1.44
2	20-A	1400[T]	ERY	C10-C11	-2.18	1.51	1.54
2	15-B	501[O]	ERY	O10-C6	-2.18	1.41	1.44
2	14-B	501[N]	ERY	O10-C6	-2.16	1.41	1.44
2	4-B	501[D]	ERY	O2-C13	-2.16	1.42	1.46
2	13-B	501[M]	ERY	O10-C6	-2.16	1.41	1.44
3	15-B	502[O]	UDP	PA-O3A	2.15	1.61	1.59
3	3-B	502[C]	UDP	C6-C5	2.14	1.40	1.35
2	8-B	501[H]	ERY	O2-C13	-2.14	1.42	1.46
2	17-B	501[Q]	ERY	O10-C6	-2.13	1.41	1.44
3	2-A	1401[B]	UDP	C5-C4	-2.12	1.39	1.43
2	19-B	501[S]	ERY	O2-C13	-2.12	1.42	1.46
2	10-B	501[J]	ERY	O2-C13	-2.12	1.42	1.46
3	10-A	1401[J]	UDP	C5-C4	-2.12	1.39	1.43
3	20-A	1401[T]	UDP	C5-C4	-2.11	1.39	1.43
3	2-B	502[B]	UDP	C6-C5	2.11	1.40	1.35
3	16-B	502[P]	UDP	C5-C4	-2.10	1.39	1.43
3	5-B	502[E]	UDP	C6-C5	2.10	1.39	1.35
3	11-A	1401[K]	UDP	C5-C4	-2.09	1.39	1.43
3	17-B	502[Q]	UDP	C5-C4	-2.08	1.39	1.43
3	19-A	1401[S]	UDP	C6-C5	2.07	1.39	1.35
3	18-A	1401[R]	UDP	C5-C4	-2.07	1.39	1.43
3	7-B	502[G]	UDP	C5-C4	-2.07	1.39	1.43
3	17-A	1401[Q]	UDP	C5-C4	-2.06	1.39	1.43
3	4-B	502[D]	UDP	C6-C5	2.06	1.39	1.35
3	12-B	502[L]	UDP	PA-O3A	2.06	1.61	1.59
3	16-B	502[P]	UDP	PB-O3B	-2.05	1.47	1.54
3	5-A	1401[E]	UDP	PA-O3A	2.05	1.61	1.59
3	13-B	502[M]	UDP	C6-C5	2.05	1.39	1.35
3	8-B	502[H]	UDP	C5-C4	-2.05	1.39	1.43
2	4-A	1400[D]	ERY	C10-C11	-2.05	1.51	1.54
3	15-B	502[O]	UDP	C5-C4	-2.04	1.39	1.43
2	16-B	501[P]	ERY	O2-C13	-2.04	1.43	1.46
3	8-A	1401[H]	UDP	C5-C4	-2.04	1.39	1.43
2	10-B	501[J]	ERY	C10-C11	-2.03	1.51	1.54
3	13-A	1401[M]	UDP	C5-C4	-2.03	1.39	1.43
3	6-A	1401[F]	UDP	C6-C5	2.03	1.39	1.35
3	7-A	1401[G]	UDP	C5-C4	-2.02	1.39	1.43
3	1-B	502[A]	UDP	C6-C5	2.02	1.39	1.35
3	5-A	1401[E]	UDP	C5-C4	-2.02	1.39	1.43

*Continued on next page...*

*Continued from previous page...*

Mol	Chain	Res	Type	Atoms	Z	Observed(Å)	Ideal(Å)
2	12-B	501[L]	ERY	O2-C13	-2.00	1.43	1.46

All (664) bond angle outliers are listed below:

Mol	Chain	Res	Type	Atoms	Z	Observed(°)	Ideal(°)
2	7-B	501[G]	ERY	O5-C16-C17	7.42	114.61	103.86
2	6-B	501[F]	ERY	O3-C3-C4	-6.25	100.88	108.23
3	8-B	502[H]	UDP	C4-N3-C2	-5.55	119.72	126.61
3	9-B	502[I]	UDP	C4-N3-C2	-5.52	119.76	126.61
2	5-A	1400[E]	ERY	O5-C16-C17	5.50	111.84	103.86
3	18-B	502[R]	UDP	C4-N3-C2	-5.41	119.89	126.61
3	14-B	502[N]	UDP	C4-N3-C2	-5.39	119.92	126.61
3	6-B	502[F]	UDP	C4-N3-C2	-5.39	119.93	126.61
3	13-B	502[M]	UDP	C4-N3-C2	-5.35	119.97	126.61
3	11-B	502[K]	UDP	C4-N3-C2	-5.35	119.97	126.61
3	1-B	502[A]	UDP	C4-N3-C2	-5.34	119.99	126.61
2	8-B	501[H]	ERY	O5-C16-C17	5.32	111.57	103.86
3	15-B	502[O]	UDP	C4-N3-C2	-5.30	120.03	126.61
3	11-A	1401[K]	UDP	C4-N3-C2	-5.28	120.05	126.61
3	19-B	502[S]	UDP	C4-N3-C2	-5.28	120.06	126.61
3	3-A	1401[C]	UDP	C4-N3-C2	-5.26	120.08	126.61
3	16-B	502[P]	UDP	C4-N3-C2	-5.22	120.13	126.61
3	15-A	1401[O]	UDP	C1'-N1-C2	5.20	126.94	117.59
3	12-B	502[L]	UDP	C4-N3-C2	-5.13	120.25	126.61
3	10-B	502[J]	UDP	C4-N3-C2	-5.12	120.25	126.61
3	7-B	502[G]	UDP	C4-N3-C2	-5.10	120.28	126.61
3	14-A	1401[N]	UDP	C4-N3-C2	-5.06	120.33	126.61
3	6-A	1401[F]	UDP	C4-N3-C2	-5.05	120.35	126.61
3	10-A	1401[J]	UDP	C4-N3-C2	-5.03	120.37	126.61
3	12-A	1401[L]	UDP	C4-N3-C2	-5.02	120.38	126.61
3	7-A	1401[G]	UDP	C4-N3-C2	-5.02	120.38	126.61
3	18-A	1401[R]	UDP	C4-N3-C2	-5.00	120.41	126.61
3	20-B	502[T]	UDP	C4-N3-C2	-4.97	120.44	126.61
3	16-A	1401[P]	UDP	C4-N3-C2	-4.96	120.46	126.61
3	8-A	1401[H]	UDP	C4-N3-C2	-4.91	120.52	126.61
2	14-B	501[N]	ERY	C15-C16-C17	4.91	116.05	107.64
3	20-A	1401[T]	UDP	C4-N3-C2	-4.89	120.54	126.61
3	2-B	502[B]	UDP	C4-N3-C2	-4.89	120.54	126.61
3	17-A	1401[Q]	UDP	C4-N3-C2	-4.88	120.55	126.61
3	3-B	502[C]	UDP	C4-N3-C2	-4.88	120.55	126.61
3	19-A	1401[S]	UDP	C4-N3-C2	-4.88	120.56	126.61
2	15-B	501[O]	ERY	C22-O9-C26	4.86	120.40	112.91

*Continued on next page...*



*Continued from previous page...*

Mol	Chain	Res	Type	Atoms	Z	Observed(°)	Ideal(°)
2	6-B	501[F]	ERY	C14-O3-C3	4.78	124.25	114.72
3	5-A	1401[E]	UDP	C4-N3-C2	-4.72	120.75	126.61
3	15-A	1401[O]	UDP	C4-N3-C2	-4.72	120.75	126.61
3	15-A	1401[O]	UDP	C6-N1-C2	-4.71	115.26	121.00
2	15-B	501[O]	ERY	C6-C5-C4	-4.71	107.06	113.89
2	9-B	501[I]	ERY	C22-O9-C26	4.70	120.15	112.91
3	2-A	1401[B]	UDP	C4-N3-C2	-4.70	120.78	126.61
3	9-A	1401[I]	UDP	C4-N3-C2	-4.69	120.79	126.61
3	17-B	502[Q]	UDP	C4-N3-C2	-4.68	120.81	126.61
2	2-B	501[B]	ERY	O5-C16-C17	4.67	110.63	103.86
2	17-A	1400[Q]	ERY	O3-C3-C4	4.67	113.73	108.23
3	4-B	502[D]	UDP	C4-N3-C2	-4.61	120.89	126.61
3	13-A	1401[M]	UDP	C4-N3-C2	-4.60	120.90	126.61
2	1-A	1400[A]	ERY	O5-C16-C17	4.59	110.52	103.86
2	8-A	1400[H]	ERY	O3-C3-C4	4.56	113.60	108.23
3	13-B	502[M]	UDP	N3-C2-N1	4.54	120.80	114.89
3	1-A	1401[A]	UDP	C4-N3-C2	-4.52	121.01	126.61
2	6-B	501[F]	ERY	C6-C5-C4	-4.48	107.39	113.89
2	16-A	1400[P]	ERY	O3-C3-C4	4.46	113.49	108.23
2	11-B	501[K]	ERY	O5-C16-C17	4.45	110.30	103.86
3	4-A	1401[D]	UDP	C4-N3-C2	-4.42	121.13	126.61
2	9-A	1400[I]	ERY	O5-C16-C17	4.42	110.26	103.86
3	5-B	502[E]	UDP	C4-N3-C2	-4.42	121.13	126.61
2	12-B	501[L]	ERY	C14-O4-C18	4.41	125.90	113.82
2	13-B	501[M]	ERY	O7-C5-C6	4.40	111.65	106.40
3	5-B	502[E]	UDP	O2A-PA-O3A	4.39	119.14	107.27
2	16-A	1400[P]	ERY	O5-C16-C17	4.33	110.14	103.86
2	12-A	1400[L]	ERY	O5-C16-C17	4.32	110.13	103.86
3	12-B	502[L]	UDP	C5-C4-N3	4.32	120.85	114.80
2	14-B	501[N]	ERY	O5-C16-C17	4.31	110.10	103.86
2	13-B	501[M]	ERY	O3-C3-C4	4.29	113.28	108.23
2	6-B	501[F]	ERY	O4-C18-C17	-4.26	102.70	110.04
3	18-B	502[R]	UDP	C5-C4-N3	4.24	120.74	114.80
2	10-B	501[J]	ERY	O5-C16-C17	4.23	109.99	103.86
2	11-A	1400[K]	ERY	O5-C16-C17	4.22	109.98	103.86
2	18-B	501[R]	ERY	O5-C16-C17	4.21	109.97	103.86
3	9-B	502[I]	UDP	C5-C4-N3	4.17	120.64	114.80
2	4-B	501[D]	ERY	C6-C5-C4	-4.17	107.84	113.89
2	6-B	501[F]	ERY	O3-C3-C2	4.17	118.18	111.16
2	13-B	501[M]	ERY	C6-C5-C4	-4.15	107.87	113.89
2	9-B	501[I]	ERY	C6-C5-C4	-4.14	107.88	113.89
2	4-B	501[D]	ERY	C16-C17-C18	-4.14	105.10	111.12

*Continued on next page...*



*Continued from previous page...*

Mol	Chain	Res	Type	Atoms	Z	Observed(°)	Ideal(°)
2	13-B	501[M]	ERY	O5-C16-C17	4.04	109.72	103.86
3	19-A	1401[S]	UDP	N3-C2-N1	4.04	120.15	114.89
2	2-B	501[B]	ERY	C6-C5-C4	-4.02	108.06	113.89
3	1-B	502[A]	UDP	C5-C4-N3	4.01	120.42	114.80
3	5-A	1401[E]	UDP	N3-C2-N1	4.01	120.11	114.89
2	13-B	501[M]	ERY	O5-C16-C15	-4.01	106.78	112.95
3	6-B	502[F]	UDP	N3-C2-N1	3.99	120.09	114.89
3	15-B	502[O]	UDP	C5-C4-N3	3.98	120.37	114.80
2	13-B	501[M]	ERY	C16-C17-C18	3.97	116.89	111.12
3	14-B	502[N]	UDP	N3-C2-N1	3.96	120.05	114.89
2	20-A	1400[T]	ERY	O3-C3-C4	3.96	112.90	108.23
2	5-B	501[E]	ERY	O3-C3-C4	3.94	112.88	108.23
2	8-B	501[H]	ERY	C6-C5-C4	-3.94	108.17	113.89
3	10-B	502[J]	UDP	C5-C4-N3	3.91	120.28	114.80
2	15-B	501[O]	ERY	O7-C5-C6	3.89	111.04	106.40
3	11-B	502[K]	UDP	C5-C4-N3	3.87	120.23	114.80
2	13-B	501[M]	ERY	C22-O9-C26	3.85	118.84	112.91
2	19-A	1400[S]	ERY	O5-C16-C17	3.84	109.42	103.86
3	1-B	502[A]	UDP	N3-C2-N1	3.83	119.88	114.89
2	19-A	1400[S]	ERY	O3-C3-C4	3.82	112.74	108.23
3	20-B	502[T]	UDP	N3-C2-N1	3.80	119.84	114.89
2	7-A	1400[G]	ERY	O5-C16-C17	3.80	109.36	103.86
3	11-A	1401[K]	UDP	C5-C4-N3	3.78	120.10	114.80
3	7-A	1401[G]	UDP	N3-C2-N1	3.78	119.81	114.89
3	10-A	1401[J]	UDP	C5-C4-N3	3.76	120.07	114.80
2	10-B	501[J]	ERY	C22-O9-C26	3.76	118.71	112.91
3	8-B	502[H]	UDP	C5-C4-N3	3.76	120.06	114.80
2	6-B	501[F]	ERY	C30-C2-C1	-3.75	100.61	108.97
3	3-A	1401[C]	UDP	N3-C2-N1	3.73	119.74	114.89
2	2-B	501[B]	ERY	C36-C13-C12	-3.72	108.39	115.20
3	8-A	1401[H]	UDP	C5-C4-N3	3.70	119.99	114.80
2	18-B	501[R]	ERY	O3-C3-C4	3.68	112.57	108.23
2	7-B	501[G]	ERY	O5-C16-C15	-3.68	107.28	112.95
2	7-B	501[G]	ERY	C6-C5-C4	-3.68	108.56	113.89
3	5-B	502[E]	UDP	N3-C2-N1	3.67	119.67	114.89
3	2-A	1401[B]	UDP	N3-C2-N1	3.65	119.65	114.89
3	16-A	1401[P]	UDP	N3-C2-N1	3.65	119.64	114.89
3	16-A	1401[P]	UDP	C5-C4-N3	3.65	119.91	114.80
3	16-B	502[P]	UDP	C5-C4-N3	3.64	119.90	114.80
3	12-B	502[L]	UDP	O4-C4-C5	-3.63	118.89	125.16
2	10-A	1400[J]	ERY	C16-C17-C18	-3.63	105.84	111.12
2	19-B	501[S]	ERY	C6-C5-C4	-3.62	108.64	113.89

*Continued on next page...*

*Continued from previous page...*

Mol	Chain	Res	Type	Atoms	Z	Observed(°)	Ideal(°)
2	13-B	501[M]	ERY	O4-C18-C17	3.61	116.26	110.04
3	3-B	502[C]	UDP	N3-C2-N1	3.61	119.60	114.89
2	14-B	501[N]	ERY	C36-C13-C12	-3.61	108.60	115.20
3	2-B	502[B]	UDP	N3-C2-N1	3.60	119.58	114.89
3	12-A	1401[L]	UDP	C5-C4-N3	3.59	119.83	114.80
3	8-A	1401[H]	UDP	N3-C2-N1	3.59	119.57	114.89
2	16-B	501[P]	ERY	C22-C23-C24	3.59	114.90	109.15
3	1-A	1401[A]	UDP	N3-C2-N1	3.58	119.56	114.89
3	19-B	502[S]	UDP	C5-C4-N3	3.57	119.80	114.80
3	9-B	502[I]	UDP	N3-C2-N1	3.57	119.54	114.89
3	6-A	1401[F]	UDP	N3-C2-N1	3.57	119.53	114.89
3	7-B	502[G]	UDP	N3-C2-N1	3.54	119.50	114.89
2	13-B	501[M]	ERY	C15-C16-C17	3.54	113.70	107.64
3	4-B	502[D]	UDP	C5-C4-N3	3.53	119.75	114.80
3	13-A	1401[M]	UDP	N3-C2-N1	3.53	119.49	114.89
3	14-A	1401[N]	UDP	C5-C4-N3	3.52	119.73	114.80
2	8-B	501[H]	ERY	O5-C16-C15	-3.52	107.53	112.95
3	4-A	1401[D]	UDP	N3-C2-N1	3.52	119.47	114.89
2	2-A	1400[B]	ERY	O3-C3-C4	3.51	112.38	108.23
2	14-B	501[N]	ERY	C6-C5-C4	-3.51	108.79	113.89
3	7-A	1401[G]	UDP	C5-C4-N3	3.51	119.72	114.80
2	2-B	501[B]	ERY	C27-C26-C25	-3.51	107.97	113.27
3	9-A	1401[I]	UDP	N3-C2-N1	3.49	119.44	114.89
3	20-A	1401[T]	UDP	N3-C2-N1	3.49	119.44	114.89
3	17-A	1401[Q]	UDP	C5-C4-N3	3.49	119.68	114.80
3	12-A	1401[L]	UDP	N3-C2-N1	3.49	119.43	114.89
2	18-A	1400[R]	ERY	O5-C16-C17	3.49	108.91	103.86
2	14-B	501[N]	ERY	C22-O9-C26	3.47	118.27	112.91
2	12-B	501[L]	ERY	O6-C17-C16	-3.45	104.81	111.08
3	20-B	502[T]	UDP	C5-C4-N3	3.45	119.63	114.80
2	5-B	501[E]	ERY	O5-C16-C17	3.45	108.85	103.86
2	18-B	501[R]	ERY	C21-C18-C17	-3.44	106.88	112.58
3	18-A	1401[R]	UDP	C5-C4-N3	3.44	119.61	114.80
3	6-B	502[F]	UDP	C5-C4-N3	3.43	119.61	114.80
3	14-B	502[N]	UDP	C5-C4-N3	3.43	119.60	114.80
2	9-B	501[I]	ERY	C27-C26-C25	-3.42	108.09	113.27
2	13-A	1400[M]	ERY	O3-C3-C4	3.41	112.25	108.23
2	12-A	1400[L]	ERY	O3-C3-C4	3.41	112.25	108.23
3	11-A	1401[K]	UDP	N3-C2-N1	3.41	119.33	114.89
2	3-B	501[C]	ERY	C16-C17-C18	-3.41	106.17	111.12
2	8-A	1400[H]	ERY	C34-C10-C11	-3.40	109.99	114.30
2	16-A	1400[P]	ERY	C36-C13-C12	-3.40	108.98	115.20

*Continued on next page...*

*Continued from previous page...*

Mol	Chain	Res	Type	Atoms	Z	Observed(°)	Ideal(°)
3	4-B	502[D]	UDP	N3-C2-N1	3.39	119.30	114.89
3	3-A	1401[C]	UDP	C5-C4-N3	3.37	119.52	114.80
3	3-B	502[C]	UDP	C5-C4-N3	3.36	119.50	114.80
3	11-B	502[K]	UDP	N3-C2-N1	3.36	119.26	114.89
3	17-B	502[Q]	UDP	N3-C2-N1	3.36	119.26	114.89
2	19-A	1400[S]	ERY	C22-O9-C26	3.35	118.08	112.91
2	20-B	501[T]	ERY	O7-C5-C6	3.35	110.39	106.40
3	18-B	502[R]	UDP	N3-C2-N1	3.34	119.24	114.89
2	15-A	1400[O]	ERY	O5-C16-C17	3.34	108.70	103.86
3	20-A	1401[T]	UDP	C5-C4-N3	3.34	119.47	114.80
3	17-B	502[Q]	UDP	C5-C4-N3	3.33	119.46	114.80
2	4-A	1400[D]	ERY	C6-C5-C4	-3.33	109.06	113.89
3	17-A	1401[Q]	UDP	N3-C2-N1	3.33	119.22	114.89
3	15-B	502[O]	UDP	N3-C2-N1	3.33	119.22	114.89
2	12-B	501[L]	ERY	C22-C23-C24	3.32	114.47	109.15
2	11-A	1400[K]	ERY	C6-C5-C4	-3.32	109.08	113.89
3	6-A	1401[F]	UDP	C5-C4-N3	3.30	119.43	114.80
3	14-A	1401[N]	UDP	N3-C2-N1	3.28	119.17	114.89
3	19-A	1401[S]	UDP	C5-C4-N3	3.28	119.40	114.80
3	13-B	502[M]	UDP	C5-C4-N3	3.28	119.39	114.80
3	15-A	1401[O]	UDP	C6-C5-C4	-3.27	115.35	119.53
2	19-A	1400[S]	ERY	O2-C1-O1	-3.27	118.04	123.95
2	18-A	1400[R]	ERY	C6-C5-C4	-3.27	109.14	113.89
2	14-B	501[N]	ERY	O2-C1-O1	-3.27	118.05	123.95
2	10-B	501[J]	ERY	C6-C5-C4	-3.27	109.15	113.89
3	13-A	1401[M]	UDP	C5-C4-N3	3.26	119.37	114.80
2	12-B	501[L]	ERY	C6-C5-C4	-3.25	109.17	113.89
3	10-A	1401[J]	UDP	O4-C4-C5	-3.25	119.55	125.16
3	7-B	502[G]	UDP	C5-C4-N3	3.25	119.35	114.80
2	1-B	501[A]	ERY	C6-C5-C4	-3.23	109.20	113.89
2	1-B	501[A]	ERY	O5-C16-C17	3.22	108.53	103.86
3	10-B	502[J]	UDP	O4-C4-C5	-3.21	119.62	125.16
2	19-B	501[S]	ERY	O5-C16-C17	3.21	108.51	103.86
2	6-B	501[F]	ERY	O2-C1-O1	-3.20	118.17	123.95
3	10-A	1401[J]	UDP	N3-C2-N1	3.20	119.06	114.89
3	2-A	1401[B]	UDP	O4-C4-C5	-3.20	119.64	125.16
3	5-B	502[E]	UDP	C5-C4-N3	3.20	119.28	114.80
3	20-A	1401[T]	UDP	O4-C4-C5	-3.19	119.66	125.16
3	4-A	1401[D]	UDP	C1'-N1-C2	3.19	123.31	117.59
3	10-B	502[J]	UDP	N3-C2-N1	3.18	119.04	114.89
2	2-A	1400[B]	ERY	O5-C16-C17	3.17	108.46	103.86
2	3-B	501[C]	ERY	C6-C5-C4	-3.17	109.29	113.89

*Continued on next page...*

*Continued from previous page...*

Mol	Chain	Res	Type	Atoms	Z	Observed(°)	Ideal(°)
3	2-B	502[B]	UDP	C5-C4-N3	3.17	119.24	114.80
2	2-B	501[B]	ERY	C22-O9-C26	3.16	117.79	112.91
3	19-B	502[S]	UDP	N3-C2-N1	3.16	119.00	114.89
2	9-A	1400[I]	ERY	C21-C18-C17	-3.16	107.35	112.58
2	9-A	1400[I]	ERY	C6-C5-C4	-3.14	109.33	113.89
2	20-B	501[T]	ERY	C6-C5-C4	-3.14	109.33	113.89
3	15-A	1401[O]	UDP	O4-C4-C5	-3.14	119.75	125.16
2	18-B	501[R]	ERY	O5-C16-C15	-3.14	108.12	112.95
3	18-A	1401[R]	UDP	O4-C4-C5	-3.13	119.76	125.16
3	2-A	1401[B]	UDP	C5-C4-N3	3.13	119.19	114.80
3	7-B	502[G]	UDP	O4-C4-C5	-3.12	119.78	125.16
3	8-B	502[H]	UDP	N3-C2-N1	3.11	118.94	114.89
2	1-A	1400[A]	ERY	C6-C5-C4	-3.11	109.38	113.89
2	17-A	1400[Q]	ERY	C21-C18-C17	-3.10	107.44	112.58
3	1-A	1401[A]	UDP	O4-C4-C5	-3.09	119.83	125.16
3	4-A	1401[D]	UDP	C5-C4-N3	3.09	119.13	114.80
2	17-B	501[Q]	ERY	C6-C5-C4	-3.09	109.41	113.89
2	7-B	501[G]	ERY	C20-O5-C16	-3.08	111.24	117.51
2	19-A	1400[S]	ERY	O7-C5-C6	3.08	110.07	106.40
2	3-A	1400[C]	ERY	O5-C16-C17	3.07	108.31	103.86
2	6-A	1400[F]	ERY	O5-C16-C17	3.07	108.31	103.86
3	14-B	502[N]	UDP	O4-C4-C5	-3.07	119.87	125.16
2	7-B	501[G]	ERY	C2-C3-C4	-3.06	104.10	112.91
2	3-A	1400[C]	ERY	O7-C5-C6	3.05	110.04	106.40
3	18-B	502[R]	UDP	O4-C4-C5	-3.04	119.91	125.16
2	18-A	1400[R]	ERY	O7-C5-C6	3.04	110.03	106.40
3	11-A	1401[K]	UDP	O4-C4-C5	-3.04	119.92	125.16
2	19-A	1400[S]	ERY	C36-C13-C12	-3.04	109.64	115.20
2	15-A	1400[O]	ERY	O2-C1-O1	-3.03	118.48	123.95
2	16-B	501[P]	ERY	C6-C5-C4	-3.02	109.50	113.89
2	18-B	501[R]	ERY	C14-O4-C18	3.02	122.09	113.82
2	11-A	1400[K]	ERY	O7-C5-C6	3.01	109.99	106.40
2	5-A	1400[E]	ERY	O5-C16-C15	-3.01	108.32	112.95
3	6-A	1401[F]	UDP	O4-C4-C5	-3.00	119.99	125.16
2	8-A	1400[H]	ERY	C6-C5-C4	-3.00	109.54	113.89
2	11-B	501[K]	ERY	C21-C18-C17	-2.98	107.64	112.58
3	16-B	502[P]	UDP	N3-C2-N1	2.98	118.77	114.89
3	11-B	502[K]	UDP	O4-C4-C5	-2.98	120.03	125.16
2	20-B	501[T]	ERY	O5-C16-C17	2.97	108.17	103.86
2	14-B	501[N]	ERY	O7-C5-C6	2.97	109.94	106.40
2	15-A	1400[O]	ERY	C6-C5-C4	-2.96	109.59	113.89
2	8-B	501[H]	ERY	C16-C17-C18	-2.96	106.82	111.12

*Continued on next page...*

*Continued from previous page...*

Mol	Chain	Res	Type	Atoms	Z	Observed(°)	Ideal(°)
2	18-B	501[R]	ERY	C11-C10-C9	2.96	114.22	109.48
2	14-A	1400[N]	ERY	C6-C5-C4	-2.95	109.61	113.89
2	5-A	1400[E]	ERY	C34-C10-C11	-2.95	110.57	114.30
3	16-B	502[P]	UDP	C2'-C1'-N1	-2.94	105.07	113.25
2	4-A	1400[D]	ERY	O5-C16-C17	2.94	108.12	103.86
3	15-B	502[O]	UDP	O4-C4-C5	-2.94	120.10	125.16
2	12-A	1400[L]	ERY	O7-C5-C6	2.93	109.90	106.40
2	7-B	501[G]	ERY	O3-C3-C4	2.93	111.69	108.23
2	20-A	1400[T]	ERY	C21-C18-C17	-2.92	107.73	112.58
2	16-A	1400[P]	ERY	O7-C5-C6	2.92	109.89	106.40
2	14-B	501[N]	ERY	O1-C1-C2	-2.92	116.51	124.11
2	9-B	501[I]	ERY	O7-C5-C6	2.91	109.88	106.40
2	6-A	1400[F]	ERY	O3-C3-C4	2.91	111.67	108.23
2	4-B	501[D]	ERY	C11-C10-C9	-2.91	104.83	109.48
3	15-A	1401[O]	UDP	C1'-N1-C6	-2.90	114.58	120.78
3	16-B	502[P]	UDP	O4-C4-C5	-2.90	120.17	125.16
3	12-B	502[L]	UDP	N3-C2-N1	2.89	118.66	114.89
2	15-B	501[O]	ERY	C27-C26-C25	-2.89	108.89	113.27
2	7-A	1400[G]	ERY	C6-C5-C4	-2.89	109.70	113.89
2	19-B	501[S]	ERY	C34-C10-C11	-2.88	110.64	114.30
2	15-B	501[O]	ERY	C34-C10-C11	-2.88	110.64	114.30
3	18-A	1401[R]	UDP	N3-C2-N1	2.88	118.64	114.89
2	4-B	501[D]	ERY	O2-C1-C2	2.88	117.68	111.53
3	17-A	1401[Q]	UDP	O4-C4-C5	-2.87	120.21	125.16
3	5-A	1401[E]	UDP	O4'-C1'-N1	2.87	114.87	108.36
3	2-B	502[B]	UDP	O4-C4-C5	-2.87	120.22	125.16
2	19-B	501[S]	ERY	C2-C3-C4	-2.87	104.66	112.91
2	17-B	501[Q]	ERY	C2-C3-C4	-2.86	104.69	112.91
2	10-B	501[J]	ERY	C2-C3-C4	-2.84	104.73	112.91
2	6-A	1400[F]	ERY	O2-C1-O1	-2.84	118.83	123.95
3	12-A	1401[L]	UDP	O4-C4-C5	-2.83	120.27	125.16
3	5-A	1401[E]	UDP	C5-C4-N3	2.83	118.77	114.80
2	15-A	1400[O]	ERY	C34-C10-C11	-2.83	110.72	114.30
2	2-B	501[B]	ERY	O5-C16-C15	-2.83	108.60	112.95
3	8-B	502[H]	UDP	C5-C6-N1	-2.83	117.24	121.84
3	19-A	1401[S]	UDP	O2-C2-N1	-2.83	119.12	122.80
2	8-A	1400[H]	ERY	O2-C1-O1	-2.82	118.86	123.95
2	14-A	1400[N]	ERY	O5-C16-C17	2.82	107.95	103.86
2	16-A	1400[P]	ERY	C34-C10-C11	-2.81	110.73	114.30
2	5-A	1400[E]	ERY	C21-C18-C17	-2.81	107.92	112.58
2	12-B	501[L]	ERY	C15-C16-C17	2.81	112.46	107.64
3	1-A	1401[A]	UDP	C5-C4-N3	2.80	118.73	114.80

*Continued on next page...*

*Continued from previous page...*

Mol	Chain	Res	Type	Atoms	Z	Observed(°)	Ideal(°)
2	12-B	501[L]	ERY	O7-C5-C6	2.80	109.74	106.40
2	6-A	1400[F]	ERY	C13-O2-C1	-2.79	113.32	118.20
2	1-A	1400[A]	ERY	O7-C5-C6	2.79	109.73	106.40
2	18-B	501[R]	ERY	O3-C14-C15	2.79	113.66	108.99
3	14-A	1401[N]	UDP	O2-C2-N1	-2.79	119.16	122.80
2	11-A	1400[K]	ERY	C34-C10-C11	-2.79	110.77	114.30
2	19-A	1400[S]	ERY	O5-C16-C15	-2.78	108.66	112.95
3	6-B	502[F]	UDP	O4-C4-C5	-2.78	120.36	125.16
2	7-A	1400[G]	ERY	C34-C10-C11	-2.78	110.77	114.30
2	16-A	1400[P]	ERY	C6-C5-C4	-2.78	109.85	113.89
2	1-B	501[A]	ERY	O7-C5-C6	2.78	109.72	106.40
3	17-B	502[Q]	UDP	O4-C4-C5	-2.78	120.38	125.16
3	15-A	1401[O]	UDP	C3'-C2'-C1'	2.77	106.71	101.46
2	9-A	1400[I]	ERY	O7-C5-C6	2.77	109.70	106.40
3	9-A	1401[I]	UDP	C5-C4-N3	2.77	118.68	114.80
2	15-B	501[O]	ERY	C2-C3-C4	-2.76	104.97	112.91
3	15-A	1401[O]	UDP	N3-C2-N1	2.76	118.48	114.89
2	12-A	1400[L]	ERY	O5-C16-C15	-2.76	108.71	112.95
3	2-A	1401[B]	UDP	O3'-C3'-C2'	-2.76	102.98	111.82
2	18-A	1400[R]	ERY	C34-C10-C11	-2.75	110.82	114.30
2	5-B	501[E]	ERY	C36-C13-C12	-2.75	110.17	115.20
2	13-B	501[M]	ERY	C36-C13-C12	-2.75	110.18	115.20
2	5-B	501[E]	ERY	C27-C26-C25	-2.74	109.12	113.27
2	15-B	501[O]	ERY	O2-C1-C2	2.72	117.35	111.53
2	15-A	1400[O]	ERY	C21-C18-C17	-2.72	108.07	112.58
2	7-B	501[G]	ERY	C22-O9-C26	2.72	117.10	112.91
2	17-A	1400[Q]	ERY	O5-C16-C17	2.71	107.79	103.86
2	5-B	501[E]	ERY	C6-C5-C4	-2.71	109.95	113.89
2	5-B	501[E]	ERY	C14-O4-C18	2.71	121.25	113.82
3	14-A	1401[N]	UDP	O4-C4-C5	-2.71	120.50	125.16
3	15-A	1401[O]	UDP	C5-C4-N3	2.69	118.57	114.80
3	9-A	1401[I]	UDP	O4-C4-C5	-2.68	120.53	125.16
2	1-B	501[A]	ERY	O6-C17-C16	-2.68	106.21	111.08
2	7-A	1400[G]	ERY	O2-C1-O1	-2.68	119.11	123.95
3	3-A	1401[C]	UDP	O4-C4-C5	-2.68	120.54	125.16
2	10-B	501[J]	ERY	O7-C5-C6	2.68	109.59	106.40
2	17-B	501[Q]	ERY	O7-C5-C6	2.67	109.59	106.40
3	4-B	502[D]	UDP	O4-C4-C5	-2.67	120.55	125.16
2	16-B	501[P]	ERY	O3-C3-C4	2.67	111.38	108.23
2	5-A	1400[E]	ERY	C6-C5-C4	-2.67	110.02	113.89
3	8-A	1401[H]	UDP	O4-C4-C5	-2.67	120.56	125.16
2	5-B	501[E]	ERY	C16-C17-C18	-2.67	107.24	111.12

*Continued on next page...*



*Continued from previous page...*

Mol	Chain	Res	Type	Atoms	Z	Observed(°)	Ideal(°)
2	14-A	1400[N]	ERY	C16-C17-C18	-2.65	107.27	111.12
3	15-A	1401[O]	UDP	O2'-C2'-C3'	-2.65	103.32	111.82
3	19-B	502[S]	UDP	O4-C4-C5	-2.65	120.59	125.16
2	4-A	1400[D]	ERY	O7-C5-C6	2.65	109.56	106.40
2	9-A	1400[I]	ERY	O4-C18-C17	2.65	114.60	110.04
3	7-A	1401[G]	UDP	O4-C4-C5	-2.65	120.60	125.16
2	4-B	501[D]	ERY	C26-C25-C24	-2.64	105.95	110.46
2	8-B	501[H]	ERY	O7-C5-C6	2.63	109.53	106.40
2	3-B	501[C]	ERY	O2-C1-C2	2.61	117.11	111.53
2	11-A	1400[K]	ERY	C22-O9-C26	2.61	116.94	112.91
2	3-B	501[C]	ERY	C36-C13-C12	-2.61	110.43	115.20
2	9-B	501[I]	ERY	C16-C17-C18	-2.60	107.33	111.12
3	19-B	502[S]	UDP	C5-C6-N1	-2.60	117.61	121.84
3	5-A	1401[E]	UDP	C2'-C1'-N1	-2.60	106.00	113.25
2	19-A	1400[S]	ERY	C21-C18-C17	-2.60	108.27	112.58
3	13-B	502[M]	UDP	O2-C2-N1	-2.60	119.42	122.80
2	12-B	501[L]	ERY	O6-C17-C18	-2.59	105.00	109.46
2	2-A	1400[B]	ERY	C21-C18-C17	-2.59	108.29	112.58
2	3-A	1400[C]	ERY	C34-C10-C11	-2.59	111.02	114.30
2	14-B	501[N]	ERY	C12-C11-C10	-2.57	113.39	116.40
2	7-A	1400[G]	ERY	C22-O9-C26	2.57	116.88	112.91
2	1-B	501[A]	ERY	C21-C18-C17	-2.57	108.32	112.58
2	20-A	1400[T]	ERY	C22-O9-C26	2.57	116.88	112.91
2	12-A	1400[L]	ERY	C34-C10-C11	-2.57	111.04	114.30
2	8-B	501[H]	ERY	O2-C1-C2	2.57	117.02	111.53
2	15-B	501[O]	ERY	C30-C2-C3	2.57	118.74	113.00
2	12-A	1400[L]	ERY	C6-C7-C8	-2.57	110.48	115.61
2	15-A	1400[O]	ERY	C19-C16-C15	-2.56	106.17	110.64
3	18-A	1401[R]	UDP	C2'-C1'-N1	-2.56	106.12	113.25
2	19-A	1400[S]	ERY	C6-C5-C4	-2.56	110.18	113.89
2	7-A	1400[G]	ERY	C27-C26-C25	-2.55	109.41	113.27
2	6-A	1400[F]	ERY	C6-C5-C4	-2.55	110.19	113.89
2	16-B	501[P]	ERY	O7-C5-C6	2.55	109.44	106.40
2	2-B	501[B]	ERY	O7-C5-C6	2.54	109.43	106.40
2	12-A	1400[L]	ERY	C6-C5-C4	-2.54	110.20	113.89
2	18-B	501[R]	ERY	O7-C5-C6	2.54	109.43	106.40
2	16-A	1400[P]	ERY	C3-C2-C1	-2.54	104.80	109.93
3	4-A	1401[D]	UDP	O4-C4-C5	-2.54	120.78	125.16
2	10-A	1400[J]	ERY	C6-C5-C4	-2.54	110.21	113.89
2	6-A	1400[F]	ERY	C21-C18-C17	-2.53	108.39	112.58
2	15-B	501[O]	ERY	O6-C17-C16	-2.53	106.50	111.08
2	15-B	501[O]	ERY	C14-O3-C3	2.52	119.74	114.72

*Continued on next page...*

*Continued from previous page...*

Mol	Chain	Res	Type	Atoms	Z	Observed(°)	Ideal(°)
2	4-B	501[D]	ERY	O5-C16-C17	2.52	107.51	103.86
2	18-B	501[R]	ERY	O4-C18-C17	2.52	114.37	110.04
2	12-A	1400[L]	ERY	C16-C15-C14	-2.52	110.74	114.99
2	19-B	501[S]	ERY	O3-C3-C2	2.51	115.40	111.16
3	9-A	1401[I]	UDP	C1'-N1-C2	2.51	122.11	117.59
2	16-B	501[P]	ERY	C22-O9-C26	2.51	116.78	112.91
3	11-A	1401[K]	UDP	O2-C2-N1	-2.51	119.53	122.80
2	14-B	501[N]	ERY	C27-C26-C25	-2.51	109.47	113.27
2	17-B	501[Q]	ERY	C21-C18-C17	-2.51	108.43	112.58
2	10-B	501[J]	ERY	O2-C1-C2	2.51	116.89	111.53
2	2-A	1400[B]	ERY	C15-C16-C17	2.51	111.93	107.64
2	20-A	1400[T]	ERY	C36-C13-C12	-2.50	110.62	115.20
2	16-A	1400[P]	ERY	O5-C16-C15	-2.50	109.10	112.95
2	14-B	501[N]	ERY	O3-C3-C4	2.50	111.18	108.23
2	10-A	1400[J]	ERY	C22-O9-C26	2.50	116.77	112.91
2	2-B	501[B]	ERY	C20-O5-C16	-2.50	112.43	117.51
2	13-A	1400[M]	ERY	C34-C10-C11	-2.50	111.13	114.30
2	2-A	1400[B]	ERY	C34-C10-C11	-2.50	111.14	114.30
2	1-B	501[A]	ERY	C14-O4-C18	2.49	120.65	113.82
2	17-A	1400[Q]	ERY	C35-C12-C13	-2.49	107.89	111.26
2	6-A	1400[F]	ERY	C34-C10-C11	-2.49	111.14	114.30
3	10-A	1401[J]	UDP	C2'-C1'-N1	-2.49	106.32	113.25
2	19-A	1400[S]	ERY	O13-C12-C11	2.49	113.70	108.88
2	5-B	501[E]	ERY	O5-C16-C15	-2.49	109.12	112.95
3	20-B	502[T]	UDP	O4-C4-C5	-2.48	120.88	125.16
3	15-A	1401[O]	UDP	C2'-C1'-N1	2.48	120.15	113.25
3	19-A	1401[S]	UDP	O4-C4-C5	-2.47	120.90	125.16
2	16-A	1400[P]	ERY	C6-C7-C8	-2.47	110.68	115.61
2	19-B	501[S]	ERY	C16-C17-C18	-2.47	107.53	111.12
2	19-A	1400[S]	ERY	C34-C10-C11	-2.47	111.17	114.30
2	2-B	501[B]	ERY	C21-C18-C17	-2.46	108.51	112.58
2	1-B	501[A]	ERY	C19-C16-C17	-2.46	106.36	111.19
2	7-B	501[G]	ERY	C26-C25-C24	-2.46	106.27	110.46
2	16-A	1400[P]	ERY	O1-C1-C2	-2.45	117.74	124.11
2	15-A	1400[O]	ERY	C22-O9-C26	2.45	116.69	112.91
2	1-A	1400[A]	ERY	C22-O9-C26	2.45	116.69	112.91
3	9-B	502[I]	UDP	O4-C4-C5	-2.45	120.94	125.16
2	20-A	1400[T]	ERY	O6-C17-C16	-2.44	106.64	111.08
2	17-B	501[Q]	ERY	C16-C17-C18	-2.44	107.57	111.12
2	1-A	1400[A]	ERY	C34-C10-C11	-2.44	111.20	114.30
2	5-A	1400[E]	ERY	O4-C18-C17	2.44	114.24	110.04
2	9-B	501[I]	ERY	O7-C5-C4	-2.44	108.06	111.58

*Continued on next page...*



*Continued from previous page...*

Mol	Chain	Res	Type	Atoms	Z	Observed(°)	Ideal(°)
2	13-A	1400[M]	ERY	O5-C16-C17	2.44	107.39	103.86
2	16-B	501[P]	ERY	C15-C16-C17	2.43	111.81	107.64
2	3-B	501[C]	ERY	C21-C18-C17	-2.43	108.55	112.58
2	10-A	1400[J]	ERY	C6-C7-C8	-2.43	110.76	115.61
2	6-A	1400[F]	ERY	C12-C11-C10	-2.43	113.56	116.40
2	7-A	1400[G]	ERY	C35-C12-C13	-2.42	107.99	111.26
2	8-A	1400[H]	ERY	O5-C16-C17	2.42	107.37	103.86
3	2-B	502[B]	UDP	O2-C2-N1	-2.42	119.64	122.80
2	6-B	501[F]	ERY	O5-C16-C17	2.42	107.36	103.86
2	9-B	501[I]	ERY	O5-C16-C17	2.42	107.36	103.86
2	9-A	1400[I]	ERY	C31-C4-C3	-2.41	107.15	111.40
3	3-B	502[C]	UDP	O4-C4-C5	-2.41	121.00	125.16
3	13-A	1401[M]	UDP	O4-C4-C5	-2.41	121.01	125.16
3	2-A	1401[B]	UDP	O3B-PB-O3A	2.41	112.71	104.64
2	5-A	1400[E]	ERY	C22-O9-C26	2.41	116.62	112.91
2	2-A	1400[B]	ERY	C22-O9-C26	2.40	116.61	112.91
2	3-B	501[C]	ERY	C16-C15-C14	-2.40	110.94	114.99
2	12-B	501[L]	ERY	C36-C13-C12	-2.40	110.82	115.20
2	16-B	501[P]	ERY	O2-C1-C2	2.39	116.63	111.53
2	3-A	1400[C]	ERY	C6-C5-C4	-2.38	110.43	113.89
2	10-A	1400[J]	ERY	C31-C4-C3	-2.38	107.21	111.40
2	12-A	1400[L]	ERY	C21-C18-C17	-2.38	108.64	112.58
2	11-B	501[K]	ERY	C6-C5-C4	-2.38	110.44	113.89
2	18-A	1400[R]	ERY	C30-C2-C3	2.38	118.32	113.00
3	18-A	1401[R]	UDP	O2-C2-N1	-2.37	119.71	122.80
2	5-B	501[E]	ERY	C30-C2-C3	2.37	118.30	113.00
2	13-A	1400[M]	ERY	C22-O9-C26	2.37	116.56	112.91
2	3-A	1400[C]	ERY	O3-C3-C4	2.37	111.03	108.23
2	10-B	501[J]	ERY	C36-C13-C12	-2.36	110.88	115.20
2	9-A	1400[I]	ERY	C34-C10-C11	-2.36	111.30	114.30
2	5-A	1400[E]	ERY	O7-C5-C6	2.36	109.22	106.40
2	18-B	501[R]	ERY	O2-C1-C2	2.36	116.57	111.53
3	5-A	1401[E]	UDP	O4-C4-C5	-2.36	121.09	125.16
2	7-A	1400[G]	ERY	C30-C2-C3	2.36	118.27	113.00
2	18-A	1400[R]	ERY	C22-O9-C26	2.35	116.54	112.91
2	12-B	501[L]	ERY	O2-C1-C2	2.35	116.56	111.53
2	11-B	501[K]	ERY	C36-C13-C12	-2.35	110.89	115.20
2	15-B	501[O]	ERY	O13-C12-C11	2.35	113.43	108.88
2	13-B	501[M]	ERY	C22-C23-C24	2.35	112.91	109.15
3	8-B	502[H]	UDP	O4-C4-C5	-2.35	121.11	125.16
2	9-A	1400[I]	ERY	C14-O4-C18	2.35	120.25	113.82
2	11-A	1400[K]	ERY	C31-C4-C3	-2.34	107.27	111.40

*Continued on next page...*

*Continued from previous page...*

Mol	Chain	Res	Type	Atoms	Z	Observed(°)	Ideal(°)
2	14-B	501[N]	ERY	C19-C16-C15	-2.34	106.55	110.64
2	5-B	501[E]	ERY	O2-C1-C2	2.34	116.53	111.53
2	5-A	1400[E]	ERY	O3-C14-C15	-2.34	105.08	108.99
2	9-B	501[I]	ERY	C25-C24-N1	-2.34	109.01	115.59
3	18-A	1401[R]	UDP	C3'-C2'-C1'	2.34	105.89	101.46
2	17-A	1400[Q]	ERY	O6-C17-C16	-2.34	106.84	111.08
3	16-B	502[P]	UDP	C5-C6-N1	-2.33	118.05	121.84
2	12-B	501[L]	ERY	C22-O9-C26	2.33	116.51	112.91
2	10-B	501[J]	ERY	C15-C16-C17	2.33	111.63	107.64
2	8-A	1400[H]	ERY	C36-C13-C12	-2.33	110.94	115.20
3	5-B	502[E]	UDP	C2'-C3'-C4'	2.32	107.10	102.61
2	6-B	501[F]	ERY	O12-C11-C10	2.32	114.07	110.77
2	18-B	501[R]	ERY	C27-C26-C25	-2.32	109.76	113.27
2	11-A	1400[K]	ERY	O13-C12-C11	2.31	113.36	108.88
2	15-B	501[O]	ERY	C8-C9-C10	2.31	123.04	119.13
3	12-B	502[L]	UDP	C1'-N1-C2	2.31	121.75	117.59
2	4-B	501[D]	ERY	C15-C16-C17	-2.31	103.68	107.64
2	16-A	1400[P]	ERY	C21-C18-C17	-2.31	108.75	112.58
2	12-B	501[L]	ERY	C8-C9-C10	2.31	123.03	119.13
2	7-B	501[G]	ERY	O7-C5-C6	2.30	109.15	106.40
2	8-B	501[H]	ERY	C21-C18-C17	-2.30	108.76	112.58
2	18-B	501[R]	ERY	C30-C2-C3	2.30	118.15	113.00
2	14-B	501[N]	ERY	C19-C16-C17	-2.30	106.66	111.19
2	17-A	1400[Q]	ERY	C15-C16-C17	2.30	111.58	107.64
2	18-A	1400[R]	ERY	C31-C4-C3	-2.30	107.35	111.40
2	19-A	1400[S]	ERY	C15-C16-C17	2.30	111.58	107.64
2	19-A	1400[S]	ERY	O3-C14-C15	2.30	112.83	108.99
2	17-A	1400[Q]	ERY	O5-C16-C15	-2.30	109.42	112.95
2	16-B	501[P]	ERY	O5-C16-C17	2.29	107.18	103.86
2	6-A	1400[F]	ERY	C35-C12-C11	-2.29	109.17	113.14
2	17-B	501[Q]	ERY	C22-O7-C5	-2.29	112.37	116.26
2	20-A	1400[T]	ERY	C34-C10-C11	-2.29	111.40	114.30
3	15-A	1401[O]	UDP	O2A-PA-O3A	2.29	113.45	107.27
2	15-B	501[O]	ERY	O11-C9-C10	-2.29	117.46	120.64
2	13-B	501[M]	ERY	C8-C9-C10	2.29	122.99	119.13
2	15-A	1400[O]	ERY	O3-C3-C4	2.28	110.92	108.23
2	8-A	1400[H]	ERY	C21-C18-C17	-2.28	108.80	112.58
2	15-A	1400[O]	ERY	O7-C5-C6	2.27	109.11	106.40
2	6-B	501[F]	ERY	C36-C13-C12	-2.27	111.05	115.20
2	16-A	1400[P]	ERY	C22-O9-C26	2.27	116.41	112.91
2	4-A	1400[D]	ERY	C31-C4-C3	-2.27	107.40	111.40
2	2-A	1400[B]	ERY	C6-C5-C4	-2.27	110.59	113.89

*Continued on next page...*

*Continued from previous page...*

Mol	Chain	Res	Type	Atoms	Z	Observed(°)	Ideal(°)
2	20-A	1400[T]	ERY	C6-C5-C4	-2.27	110.60	113.89
2	9-A	1400[I]	ERY	C36-C13-C12	-2.27	111.05	115.20
2	17-B	501[Q]	ERY	C36-C13-C12	-2.27	111.05	115.20
3	1-B	502[A]	UDP	O4-C4-C5	-2.26	121.26	125.16
2	9-A	1400[I]	ERY	C6-C7-C8	-2.25	111.11	115.61
2	14-B	501[N]	ERY	O7-C5-C4	-2.25	108.32	111.58
2	20-B	501[T]	ERY	C22-O9-C26	2.25	116.38	112.91
2	17-B	501[Q]	ERY	C37-C36-C13	-2.25	107.68	113.11
3	14-A	1401[N]	UDP	O3B-PB-O3A	2.25	112.17	104.64
3	13-B	502[M]	UDP	O4-C4-C5	-2.25	121.29	125.16
2	14-A	1400[N]	ERY	C30-C2-C3	2.24	118.01	113.00
2	16-A	1400[P]	ERY	C15-C16-C17	2.24	111.47	107.64
2	15-A	1400[O]	ERY	O7-C5-C4	-2.24	108.35	111.58
2	1-B	501[A]	ERY	C27-C26-C25	-2.23	109.89	113.27
2	13-A	1400[M]	ERY	C6-C5-C4	-2.23	110.65	113.89
2	1-B	501[A]	ERY	C30-C2-C3	2.23	117.99	113.00
2	13-B	501[M]	ERY	C14-O4-C18	2.23	119.92	113.82
3	14-B	502[N]	UDP	O2-C2-N1	-2.23	119.90	122.80
2	16-A	1400[P]	ERY	O2-C1-O1	-2.22	119.93	123.95
2	19-B	501[S]	ERY	O7-C5-C6	2.22	109.05	106.40
2	6-B	501[F]	ERY	C15-C16-C17	2.22	111.44	107.64
2	6-B	501[F]	ERY	O7-C5-C6	2.22	109.05	106.40
2	20-A	1400[T]	ERY	C6-C7-C8	-2.22	111.18	115.61
2	4-B	501[D]	ERY	C27-C26-C25	2.21	116.62	113.27
2	1-B	501[A]	ERY	C11-C10-C9	2.21	113.02	109.48
2	11-B	501[K]	ERY	O3-C3-C4	2.21	110.84	108.23
2	4-A	1400[D]	ERY	C30-C2-C3	2.21	117.94	113.00
2	5-B	501[E]	ERY	O7-C5-C6	2.21	109.03	106.40
2	3-B	501[C]	ERY	O13-C12-C11	2.20	113.15	108.88
2	16-B	501[P]	ERY	C3-C4-C5	2.20	115.76	111.17
3	10-B	502[J]	UDP	C5'-C4'-C3'	-2.20	107.28	115.21
3	5-B	502[E]	UDP	O4-C4-C5	-2.20	121.37	125.16
2	20-B	501[T]	ERY	O2-C1-C2	2.20	116.23	111.53
2	4-A	1400[D]	ERY	C22-O9-C26	2.20	116.30	112.91
2	15-A	1400[O]	ERY	C36-C13-C12	-2.20	111.18	115.20
2	12-A	1400[L]	ERY	C27-C26-C25	-2.20	109.94	113.27
2	19-B	501[S]	ERY	C21-C18-C17	-2.20	108.94	112.58
2	4-B	501[D]	ERY	O3-C3-C2	-2.19	107.46	111.16
2	16-A	1400[P]	ERY	C12-C11-C10	-2.19	113.83	116.40
2	15-A	1400[O]	ERY	C3-C2-C1	-2.19	105.50	109.93
2	4-A	1400[D]	ERY	C16-C17-C18	-2.19	107.94	111.12
2	13-B	501[M]	ERY	C27-C26-C25	-2.19	109.96	113.27

*Continued on next page...*

*Continued from previous page...*

Mol	Chain	Res	Type	Atoms	Z	Observed(°)	Ideal(°)
2	9-A	1400[I]	ERY	C22-O9-C26	2.18	116.28	112.91
3	20-B	502[T]	UDP	O2-C2-N1	-2.18	119.96	122.80
2	19-B	501[S]	ERY	C11-C10-C9	2.18	112.97	109.48
2	17-A	1400[Q]	ERY	C6-C7-C8	-2.18	111.26	115.61
2	10-B	501[J]	ERY	C25-C24-C23	-2.17	106.89	110.02
2	15-B	501[O]	ERY	C16-C17-C18	-2.17	107.96	111.12
3	10-A	1401[J]	UDP	O3B-PB-O3A	2.17	111.92	104.64
2	16-B	501[P]	ERY	C37-C36-C13	-2.17	107.87	113.11
2	19-B	501[S]	ERY	C36-C13-C12	-2.17	111.23	115.20
2	20-A	1400[T]	ERY	C31-C4-C3	-2.17	107.58	111.40
2	3-B	501[C]	ERY	C26-C25-C24	-2.17	106.76	110.46
3	7-B	502[G]	UDP	O2-C2-N1	-2.16	119.98	122.80
2	6-B	501[F]	ERY	O2-C1-C2	2.16	116.15	111.53
2	9-B	501[I]	ERY	O13-C12-C13	2.16	110.55	107.24
2	10-A	1400[J]	ERY	C34-C10-C11	-2.16	111.56	114.30
3	1-A	1401[A]	UDP	O2-C2-N1	-2.16	119.99	122.80
2	3-A	1400[C]	ERY	C31-C4-C3	-2.16	107.60	111.40
2	16-B	501[P]	ERY	C2-C3-C4	-2.15	106.72	112.91
3	14-A	1401[N]	UDP	C2'-C1'-N1	-2.15	107.26	113.25
2	14-B	501[N]	ERY	C2-C3-C4	-2.15	106.73	112.91
2	6-A	1400[F]	ERY	C6-C7-C8	-2.15	111.32	115.61
2	9-B	501[I]	ERY	C22-O7-C5	2.15	119.92	116.26
2	3-B	501[C]	ERY	C14-O4-C18	2.14	119.68	113.82
2	4-A	1400[D]	ERY	C6-C7-C8	-2.14	111.34	115.61
2	2-B	501[B]	ERY	O2-C1-C2	2.14	116.09	111.53
2	11-A	1400[K]	ERY	C20-O5-C16	-2.14	113.17	117.51
3	5-B	502[E]	UDP	O3B-PB-O3A	2.13	111.79	104.64
2	16-A	1400[P]	ERY	C11-C10-C9	2.13	112.90	109.48
2	2-A	1400[B]	ERY	O5-C16-C15	-2.13	109.67	112.95
2	3-A	1400[C]	ERY	O5-C16-C15	-2.13	109.67	112.95
2	8-A	1400[H]	ERY	C15-C16-C17	2.13	111.28	107.64
2	5-A	1400[E]	ERY	C16-C15-C14	-2.13	111.40	114.99
2	19-B	501[S]	ERY	C12-C11-C10	-2.12	113.92	116.40
2	16-B	501[P]	ERY	C21-C18-C17	-2.12	109.07	112.58
3	13-B	502[M]	UDP	O2B-PB-O3A	2.12	111.73	104.64
2	14-B	501[N]	ERY	C16-C15-C14	2.12	118.56	114.99
2	8-B	501[H]	ERY	C36-C13-C12	-2.11	111.33	115.20
2	20-A	1400[T]	ERY	O5-C16-C15	-2.11	109.70	112.95
2	1-A	1400[A]	ERY	C30-C2-C3	2.11	117.72	113.00
2	4-B	501[D]	ERY	C14-O4-C18	2.11	119.60	113.82
3	15-A	1401[O]	UDP	C5-C6-N1	-2.11	118.41	121.84
2	14-A	1400[N]	ERY	C6-C7-C8	-2.11	111.39	115.61

*Continued on next page...*

*Continued from previous page...*

Mol	Chain	Res	Type	Atoms	Z	Observed(°)	Ideal(°)
2	10-A	1400[J]	ERY	O7-C5-C6	2.11	108.91	106.40
2	18-A	1400[R]	ERY	C19-C16-C15	-2.10	106.97	110.64
2	20-B	501[T]	ERY	C16-C17-C18	-2.10	108.06	111.12
3	12-B	502[L]	UDP	O3B-PB-O3A	2.10	111.68	104.64
2	10-B	501[J]	ERY	C21-C18-C17	-2.10	109.10	112.58
2	11-B	501[K]	ERY	O2-C1-O1	-2.10	120.16	123.95
2	1-B	501[A]	ERY	C37-C36-C13	-2.09	108.05	113.11
2	16-A	1400[P]	ERY	C35-C12-C13	-2.09	108.44	111.26
2	11-A	1400[K]	ERY	C30-C2-C3	2.09	117.68	113.00
2	9-B	501[I]	ERY	C2-C3-C4	-2.09	106.89	112.91
2	5-B	501[E]	ERY	C22-O9-C26	2.09	116.14	112.91
2	14-A	1400[N]	ERY	C31-C4-C3	-2.09	107.72	111.40
3	7-B	502[G]	UDP	O3B-PB-O3A	2.09	111.64	104.64
2	19-B	501[S]	ERY	C30-C2-C3	2.09	117.67	113.00
2	10-A	1400[J]	ERY	O5-C16-C17	2.09	106.89	103.86
2	4-A	1400[D]	ERY	C27-C26-C25	-2.09	110.11	113.27
2	2-A	1400[B]	ERY	C30-C2-C3	2.08	117.66	113.00
2	5-A	1400[E]	ERY	C31-C4-C3	-2.08	107.73	111.40
2	15-B	501[O]	ERY	O3-C3-C2	2.08	114.67	111.16
2	3-B	501[C]	ERY	O7-C5-C6	2.08	108.88	106.40
2	2-B	501[B]	ERY	C34-C10-C9	-2.08	104.46	108.09
2	2-B	501[B]	ERY	C14-O4-C18	2.07	119.49	113.82
2	15-A	1400[O]	ERY	C35-C12-C13	-2.07	108.47	111.26
2	14-A	1400[N]	ERY	C37-C36-C13	-2.07	108.12	113.11
3	5-A	1401[E]	UDP	C3'-C2'-C1'	2.07	105.37	101.46
2	12-B	501[L]	ERY	O11-C9-C10	-2.07	117.77	120.64
2	4-B	501[D]	ERY	C3-C4-C5	2.07	115.47	111.17
2	4-B	501[D]	ERY	C36-C13-C12	-2.06	111.42	115.20
2	5-A	1400[E]	ERY	C37-C36-C13	-2.06	108.13	113.11
2	11-B	501[K]	ERY	C8-C9-C10	2.06	122.61	119.13
2	12-B	501[L]	ERY	C21-C18-C17	-2.06	109.17	112.58
2	11-A	1400[K]	ERY	C16-C17-C18	-2.06	108.13	111.12
2	12-A	1400[L]	ERY	C22-O9-C26	2.06	116.08	112.91
2	13-B	501[M]	ERY	C16-C15-C14	-2.06	111.52	114.99
3	6-B	502[F]	UDP	O2-C2-N1	-2.05	120.12	122.80
2	11-B	501[K]	ERY	O5-C16-C15	-2.05	109.79	112.95
2	10-B	501[J]	ERY	C37-C36-C13	-2.05	108.17	113.11
2	5-B	501[E]	ERY	C8-C9-C10	2.05	122.59	119.13
2	6-B	501[F]	ERY	C37-C36-C13	-2.05	108.17	113.11
2	7-A	1400[G]	ERY	C31-C4-C3	-2.05	107.80	111.40
2	13-A	1400[M]	ERY	O7-C5-C6	2.04	108.84	106.40
2	7-A	1400[G]	ERY	C6-C7-C8	-2.04	111.53	115.61

*Continued on next page...*

*Continued from previous page...*

Mol	Chain	Res	Type	Atoms	Z	Observed(°)	Ideal(°)
2	20-A	1400[T]	ERY	C16-C15-C14	-2.04	111.54	114.99
2	17-A	1400[Q]	ERY	C36-C13-C12	-2.04	111.47	115.20
2	3-A	1400[C]	ERY	O12-C11-C10	-2.04	107.88	110.77
2	19-B	501[S]	ERY	C25-C24-C23	-2.04	107.08	110.02
3	20-A	1401[T]	UDP	C5'-C4'-C3'	-2.04	107.86	115.21
2	6-A	1400[F]	ERY	C36-C13-C12	-2.04	111.47	115.20
2	9-B	501[I]	ERY	C37-C36-C13	-2.04	108.19	113.11
2	4-B	501[D]	ERY	C37-C36-C13	-2.04	108.19	113.11
2	18-B	501[R]	ERY	C8-C9-C10	2.03	122.57	119.13
2	17-A	1400[Q]	ERY	C6-C5-C4	-2.03	110.94	113.89
2	6-B	501[F]	ERY	O1-C1-C2	-2.03	118.83	124.11
2	8-A	1400[H]	ERY	O7-C5-C4	-2.03	108.64	111.58
2	14-B	501[N]	ERY	O13-C12-C13	2.03	110.35	107.24
2	14-B	501[N]	ERY	O5-C16-C15	-2.03	109.82	112.95
2	13-A	1400[M]	ERY	O6-C17-C16	-2.03	107.40	111.08
2	1-B	501[A]	ERY	O2-C1-C2	2.03	115.86	111.53
2	20-B	501[T]	ERY	C19-C16-C17	-2.03	107.21	111.19
2	9-B	501[I]	ERY	C8-C9-C10	2.03	122.55	119.13
2	13-B	501[M]	ERY	O13-C12-C11	2.02	112.80	108.88
2	8-A	1400[H]	ERY	C35-C12-C13	-2.02	108.53	111.26
2	15-B	501[O]	ERY	C21-C18-C17	-2.02	109.23	112.58
3	1-A	1401[A]	UDP	O3B-PB-O3A	2.02	111.42	104.64
2	10-B	501[J]	ERY	O7-C5-C4	-2.02	108.66	111.58
2	19-A	1400[S]	ERY	C6-C7-C8	-2.02	111.57	115.61
2	19-B	501[S]	ERY	C37-C36-C13	-2.02	108.23	113.11
2	3-A	1400[C]	ERY	C21-C18-C17	-2.02	109.23	112.58
3	16-B	502[P]	UDP	C5'-C4'-C3'	-2.02	107.94	115.21
2	14-B	501[N]	ERY	C35-C12-C13	-2.02	108.53	111.26
3	3-B	502[C]	UDP	O2-C2-N1	-2.01	120.17	122.80
2	8-B	501[H]	ERY	O7-C22-C23	2.01	113.04	108.09
2	17-A	1400[Q]	ERY	O3-C14-C15	2.01	112.34	108.99
2	6-A	1400[F]	ERY	C22-O9-C26	2.00	116.00	112.91
2	7-A	1400[G]	ERY	C21-C18-C17	-2.00	109.26	112.58
2	18-A	1400[R]	ERY	C37-C36-C13	-2.00	108.28	113.11
2	17-A	1400[Q]	ERY	O7-C5-C6	2.00	108.79	106.40
3	4-A	1401[D]	UDP	O2B-PB-O3A	2.00	111.35	104.64
2	9-B	501[I]	ERY	O2-C1-C2	2.00	115.81	111.53
2	15-B	501[O]	ERY	O5-C16-C17	2.00	106.76	103.86
2	19-B	501[S]	ERY	O2-C1-C2	2.00	115.80	111.53

There are no chirality outliers.

All (213) torsion outliers are listed below:



Mol	Chain	Res	Type	Atoms
2	3-A	1400[C]	ERY	C15-C16-O5-C20
2	3-A	1400[C]	ERY	C19-C16-O5-C20
2	2-B	501[B]	ERY	C12-C13-C36-C37
2	2-B	501[B]	ERY	O2-C13-C36-C37
2	4-B	501[D]	ERY	C15-C16-O5-C20
2	4-B	501[D]	ERY	C19-C16-O5-C20
2	6-B	501[F]	ERY	C2-C3-O3-C14
2	6-B	501[F]	ERY	C4-C3-O3-C14
2	6-B	501[F]	ERY	C15-C16-O5-C20
2	6-B	501[F]	ERY	C17-C16-O5-C20
2	6-B	501[F]	ERY	C19-C16-O5-C20
2	12-B	501[L]	ERY	C15-C16-O5-C20
2	13-B	501[M]	ERY	C15-C16-O5-C20
2	13-B	501[M]	ERY	C17-C16-O5-C20
2	14-B	501[N]	ERY	C15-C16-O5-C20
2	14-B	501[N]	ERY	C17-C16-O5-C20
2	14-B	501[N]	ERY	C19-C16-O5-C20
3	1-A	1401[A]	UDP	PA-O3A-PB-O2B
3	1-A	1401[A]	UDP	PA-O3A-PB-O3B
3	4-A	1401[D]	UDP	PA-O3A-PB-O3B
3	5-A	1401[E]	UDP	C5'-O5'-PA-O2A
3	5-A	1401[E]	UDP	PA-O3A-PB-O3B
3	6-A	1401[F]	UDP	PA-O3A-PB-O3B
3	7-A	1401[G]	UDP	C5'-O5'-PA-O2A
3	7-A	1401[G]	UDP	C5'-O5'-PA-O3A
3	8-A	1401[H]	UDP	O4'-C4'-C5'-O5'
3	10-A	1401[J]	UDP	C5'-O5'-PA-O3A
3	10-A	1401[J]	UDP	PA-O3A-PB-O2B
3	10-A	1401[J]	UDP	PA-O3A-PB-O3B
3	11-A	1401[K]	UDP	C5'-O5'-PA-O2A
3	16-A	1401[P]	UDP	O4'-C4'-C5'-O5'
3	16-A	1401[P]	UDP	C5'-O5'-PA-O1A
3	16-A	1401[P]	UDP	C5'-O5'-PA-O2A
3	16-A	1401[P]	UDP	C5'-O5'-PA-O3A
3	18-A	1401[R]	UDP	PA-O3A-PB-O3B
3	19-A	1401[S]	UDP	C5'-O5'-PA-O2A
3	20-A	1401[T]	UDP	PA-O3A-PB-O3B
3	3-B	502[C]	UDP	PA-O3A-PB-O2B
3	6-B	502[F]	UDP	PB-O3A-PA-O5'
3	12-B	502[L]	UDP	PB-O3A-PA-O5'
3	13-B	502[M]	UDP	PA-O3A-PB-O2B
3	14-B	502[N]	UDP	PA-O3A-PB-O2B
3	15-B	502[O]	UDP	PA-O3A-PB-O2B

*Continued on next page...*

*Continued from previous page...*

Mol	Chain	Res	Type	Atoms
3	16-B	502[P]	UDP	C5'-O5'-PA-O2A
3	16-B	502[P]	UDP	PA-O3A-PB-O2B
3	16-B	502[P]	UDP	PA-O3A-PB-O3B
3	17-B	502[Q]	UDP	PB-O3A-PA-O5'
3	18-B	502[R]	UDP	O4'-C4'-C5'-O5'
3	20-B	502[T]	UDP	PA-O3A-PB-O3B
2	14-B	501[N]	ERY	O1-C1-O2-C13
3	8-A	1401[H]	UDP	C3'-C4'-C5'-O5'
3	16-A	1401[P]	UDP	C3'-C4'-C5'-O5'
3	18-A	1401[R]	UDP	O4'-C4'-C5'-O5'
3	18-B	502[R]	UDP	C3'-C4'-C5'-O5'
2	6-A	1400[F]	ERY	O1-C1-O2-C13
2	4-B	501[D]	ERY	O4-C14-O3-C3
2	6-B	501[F]	ERY	O4-C14-O3-C3
3	18-A	1401[R]	UDP	C3'-C4'-C5'-O5'
3	8-B	502[H]	UDP	O4'-C4'-C5'-O5'
2	17-B	501[Q]	ERY	O1-C1-O2-C13
2	19-A	1400[S]	ERY	O1-C1-O2-C13
3	2-A	1401[B]	UDP	C3'-C4'-C5'-O5'
3	2-A	1401[B]	UDP	O4'-C4'-C5'-O5'
3	7-A	1401[G]	UDP	C3'-C4'-C5'-O5'
3	7-A	1401[G]	UDP	O4'-C4'-C5'-O5'
3	8-B	502[H]	UDP	C3'-C4'-C5'-O5'
3	9-B	502[I]	UDP	C3'-C4'-C5'-O5'
2	16-A	1400[P]	ERY	C12-C13-C36-C37
3	13-A	1401[M]	UDP	C3'-C4'-C5'-O5'
3	13-A	1401[M]	UDP	O4'-C4'-C5'-O5'
3	7-B	502[G]	UDP	C3'-C4'-C5'-O5'
3	7-B	502[G]	UDP	O4'-C4'-C5'-O5'
3	9-B	502[I]	UDP	O4'-C4'-C5'-O5'
2	3-B	501[C]	ERY	C15-C16-O5-C20
2	13-B	501[M]	ERY	C19-C16-O5-C20
2	7-A	1400[G]	ERY	O1-C1-O2-C13
3	11-B	502[K]	UDP	C3'-C4'-C5'-O5'
3	11-B	502[K]	UDP	O4'-C4'-C5'-O5'
3	12-B	502[L]	UDP	C3'-C4'-C5'-O5'
3	12-B	502[L]	UDP	O4'-C4'-C5'-O5'
2	11-A	1400[K]	ERY	O1-C1-O2-C13
2	6-A	1400[F]	ERY	C35-C12-C13-O2
2	6-A	1400[F]	ERY	C35-C12-C13-C36
2	4-A	1400[D]	ERY	O1-C1-O2-C13
3	15-A	1401[O]	UDP	C2'-C1'-N1-C6

*Continued on next page...*



*Continued from previous page...*

Mol	Chain	Res	Type	Atoms
2	16-A	1400[P]	ERY	O2-C13-C36-C37
2	19-A	1400[S]	ERY	O2-C13-C36-C37
3	12-A	1401[L]	UDP	PA-O3A-PB-O1B
3	2-B	502[B]	UDP	PA-O3A-PB-O1B
2	11-B	501[K]	ERY	O1-C1-O2-C13
3	3-B	502[C]	UDP	O4'-C4'-C5'-O5'
3	1-B	502[A]	UDP	O4'-C4'-C5'-O5'
3	3-B	502[C]	UDP	C3'-C4'-C5'-O5'
2	5-A	1400[E]	ERY	C15-C16-O5-C20
2	5-A	1400[E]	ERY	C19-C16-O5-C20
2	15-A	1400[O]	ERY	C15-C16-O5-C20
2	15-A	1400[O]	ERY	C19-C16-O5-C20
2	10-B	501[J]	ERY	C15-C16-O5-C20
2	10-B	501[J]	ERY	C19-C16-O5-C20
2	15-B	501[O]	ERY	C15-C16-O5-C20
2	15-B	501[O]	ERY	C19-C16-O5-C20
3	9-A	1401[I]	UDP	O4'-C4'-C5'-O5'
3	2-A	1401[B]	UDP	PB-O3A-PA-O5'
3	3-A	1401[C]	UDP	PB-O3A-PA-O5'
3	7-A	1401[G]	UDP	PB-O3A-PA-O5'
3	13-A	1401[M]	UDP	PB-O3A-PA-O5'
3	16-A	1401[P]	UDP	PB-O3A-PA-O5'
3	18-A	1401[R]	UDP	PB-O3A-PA-O5'
3	20-A	1401[T]	UDP	PB-O3A-PA-O5'
3	1-B	502[A]	UDP	PB-O3A-PA-O5'
3	7-B	502[G]	UDP	PB-O3A-PA-O5'
3	9-B	502[I]	UDP	PB-O3A-PA-O5'
3	15-B	502[O]	UDP	PB-O3A-PA-O5'
2	14-A	1400[N]	ERY	O1-C1-O2-C13
2	3-A	1400[C]	ERY	C17-C16-O5-C20
2	5-A	1400[E]	ERY	C17-C16-O5-C20
2	15-A	1400[O]	ERY	C17-C16-O5-C20
2	10-B	501[J]	ERY	C17-C16-O5-C20
2	16-A	1400[P]	ERY	O1-C1-C2-C3
3	9-A	1401[I]	UDP	PA-O3A-PB-O1B
2	6-A	1400[F]	ERY	O13-C12-C13-O2
3	6-A	1401[F]	UDP	PA-O3A-PB-O2B
3	15-A	1401[O]	UDP	PA-O3A-PB-O2B
3	17-A	1401[Q]	UDP	PA-O3A-PB-O2B
3	8-B	502[H]	UDP	PA-O3A-PB-O3B
3	11-B	502[K]	UDP	PA-O3A-PB-O2B
3	9-A	1401[I]	UDP	C3'-C4'-C5'-O5'

*Continued on next page...*

*Continued from previous page...*

Mol	Chain	Res	Type	Atoms
2	3-B	501[C]	ERY	C19-C16-O5-C20
3	5-A	1401[E]	UDP	C5'-O5'-PA-O1A
3	5-A	1401[E]	UDP	C5'-O5'-PA-O3A
3	7-A	1401[G]	UDP	C5'-O5'-PA-O1A
3	11-A	1401[K]	UDP	C5'-O5'-PA-O1A
3	11-A	1401[K]	UDP	C5'-O5'-PA-O3A
3	19-A	1401[S]	UDP	C5'-O5'-PA-O1A
3	19-A	1401[S]	UDP	C5'-O5'-PA-O3A
3	16-B	502[P]	UDP	C5'-O5'-PA-O1A
3	16-B	502[P]	UDP	C5'-O5'-PA-O3A
3	18-B	502[R]	UDP	C5'-O5'-PA-O1A
3	7-A	1401[G]	UDP	C4'-C5'-O5'-PA
3	14-B	502[N]	UDP	PA-O3A-PB-O1B
3	15-B	502[O]	UDP	PA-O3A-PB-O1B
2	8-A	1400[H]	ERY	O1-C1-C2-C3
3	1-B	502[A]	UDP	C3'-C4'-C5'-O5'
2	18-B	501[R]	ERY	C15-C14-O3-C3
2	10-A	1400[J]	ERY	C30-C2-C3-C4
2	20-A	1400[T]	ERY	C30-C2-C3-C4
2	2-B	501[B]	ERY	C36-C13-O2-C1
2	6-B	501[F]	ERY	O2-C13-C36-C37
2	4-B	501[D]	ERY	C4-C5-O7-C22
2	9-B	501[I]	ERY	C4-C5-O7-C22
3	14-A	1401[N]	UDP	PA-O3A-PB-O1B
3	3-B	502[C]	UDP	PA-O3A-PB-O1B
3	13-B	502[M]	UDP	PA-O3A-PB-O1B
3	3-A	1401[C]	UDP	O4'-C4'-C5'-O5'
3	19-B	502[S]	UDP	O4'-C4'-C5'-O5'
3	2-A	1401[B]	UDP	C4'-C5'-O5'-PA
2	13-A	1400[M]	ERY	C30-C2-C3-C4
2	13-B	501[M]	ERY	C30-C2-C3-C4
2	14-B	501[N]	ERY	C30-C2-C3-C4
3	1-A	1401[A]	UDP	PB-O3A-PA-O5'
3	10-A	1401[J]	UDP	C4'-C5'-O5'-PA
3	17-B	502[Q]	UDP	O4'-C4'-C5'-O5'
2	1-B	501[A]	ERY	O2-C13-C36-C37
2	4-B	501[D]	ERY	O2-C13-C36-C37
2	9-B	501[I]	ERY	O2-C13-C36-C37
2	19-B	501[S]	ERY	O2-C13-C36-C37
2	8-B	501[H]	ERY	O4-C14-O3-C3
3	16-A	1401[P]	UDP	C4'-C5'-O5'-PA
3	4-A	1401[D]	UDP	PA-O3A-PB-O1B

*Continued on next page...*

*Continued from previous page...*

Mol	Chain	Res	Type	Atoms
3	5-A	1401[E]	UDP	PA-O3A-PB-O1B
3	10-A	1401[J]	UDP	PA-O3A-PB-O1B
2	8-A	1400[H]	ERY	C30-C2-C3-C4
2	16-A	1400[P]	ERY	C30-C2-C3-C4
3	9-A	1401[I]	UDP	PA-O3A-PB-O2B
3	9-A	1401[I]	UDP	PA-O3A-PB-O3B
3	14-A	1401[N]	UDP	PA-O3A-PB-O2B
3	14-A	1401[N]	UDP	PA-O3A-PB-O3B
2	19-A	1400[S]	ERY	C12-C13-C36-C37
2	1-A	1400[A]	ERY	C23-C24-N1-C28
3	19-A	1401[S]	UDP	O4'-C4'-C5'-O5'
3	4-B	502[D]	UDP	O4'-C4'-C5'-O5'
2	6-A	1400[F]	ERY	C11-C12-C13-O2
2	7-B	501[G]	ERY	O9-C22-O7-C5
3	13-B	502[M]	UDP	O4'-C4'-C5'-O5'
3	14-B	502[N]	UDP	O4'-C4'-C5'-O5'
3	20-B	502[T]	UDP	O4'-C4'-C5'-O5'
3	19-A	1401[S]	UDP	PB-O3A-PA-O2A
3	13-B	502[M]	UDP	PB-O3A-PA-O2A
2	16-B	501[P]	ERY	O2-C13-C36-C37
2	3-A	1400[C]	ERY	C30-C2-C3-C4
2	7-B	501[G]	ERY	C30-C2-C3-C4
3	1-A	1401[A]	UDP	O4'-C4'-C5'-O5'
3	15-A	1401[O]	UDP	O4'-C4'-C5'-O5'
3	6-B	502[F]	UDP	O4'-C4'-C5'-O5'
3	15-B	502[O]	UDP	O4'-C4'-C5'-O5'
3	6-A	1401[F]	UDP	PA-O3A-PB-O1B
2	3-B	501[C]	ERY	O9-C22-O7-C5
2	3-B	501[C]	ERY	C23-C22-O7-C5
3	10-B	502[J]	UDP	O4'-C4'-C5'-O5'
2	3-A	1400[C]	ERY	C23-C24-N1-C28
2	6-B	501[F]	ERY	C23-C24-N1-C29
2	9-B	501[I]	ERY	C23-C24-N1-C29
2	17-B	501[Q]	ERY	C23-C24-N1-C29
2	18-B	501[R]	ERY	C23-C24-N1-C29
2	7-A	1400[G]	ERY	O9-C22-O7-C5
2	11-A	1400[K]	ERY	O9-C22-O7-C5
3	4-A	1401[D]	UDP	O4'-C4'-C5'-O5'
2	6-A	1400[F]	ERY	O13-C12-C13-C36
3	7-A	1401[G]	UDP	PB-O3A-PA-O2A
3	5-B	502[E]	UDP	PB-O3A-PA-O2A
3	10-B	502[J]	UDP	PB-O3A-PA-O2A

*Continued on next page...*

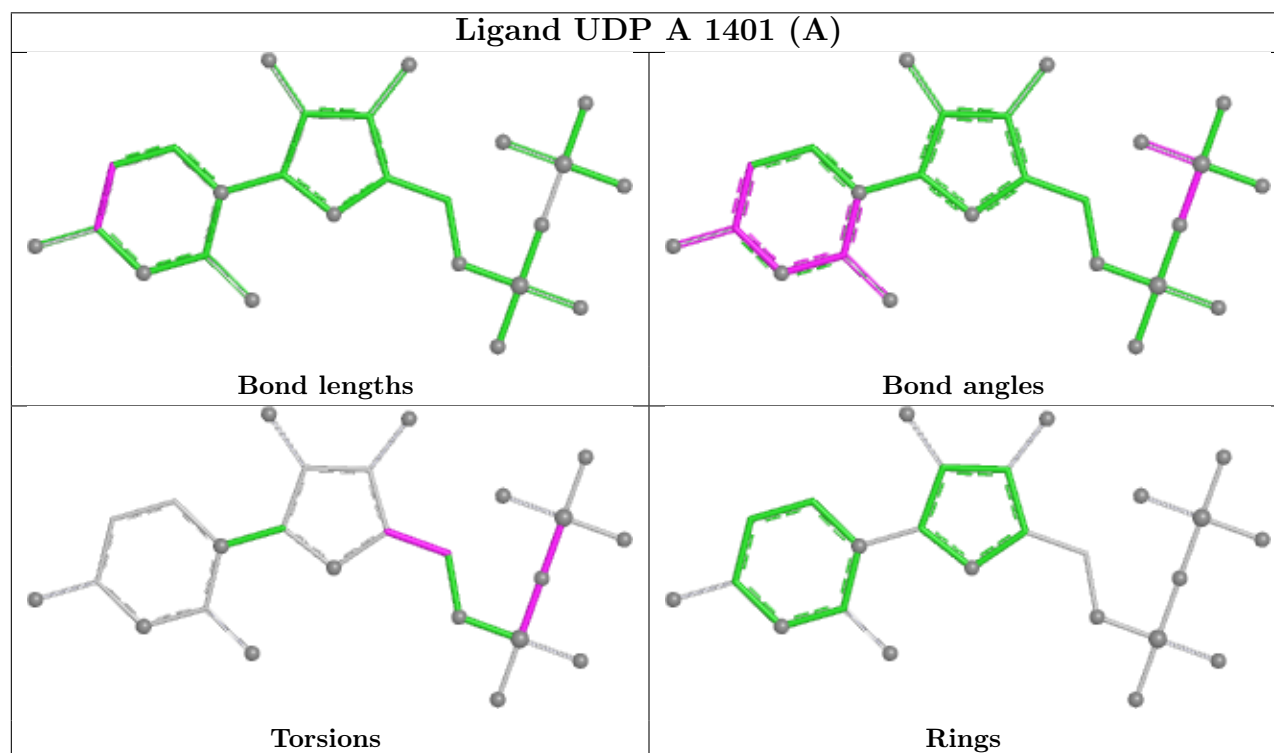
*Continued from previous page...*

Mol	Chain	Res	Type	Atoms
2	17-A	1400[Q]	ERY	O9-C22-O7-C5
3	6-A	1401[F]	UDP	O4'-C4'-C5'-O5'

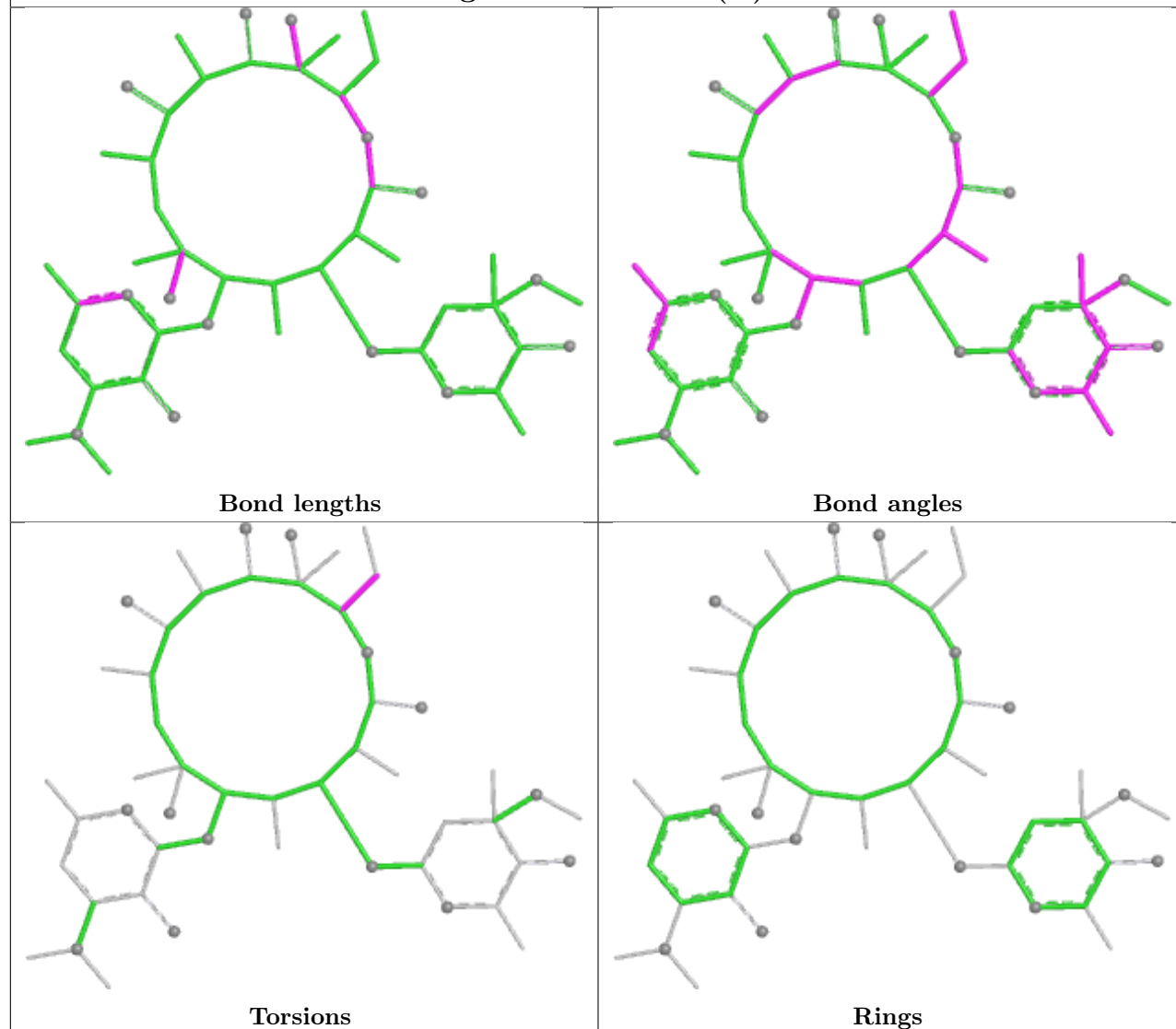
There are no ring outliers.

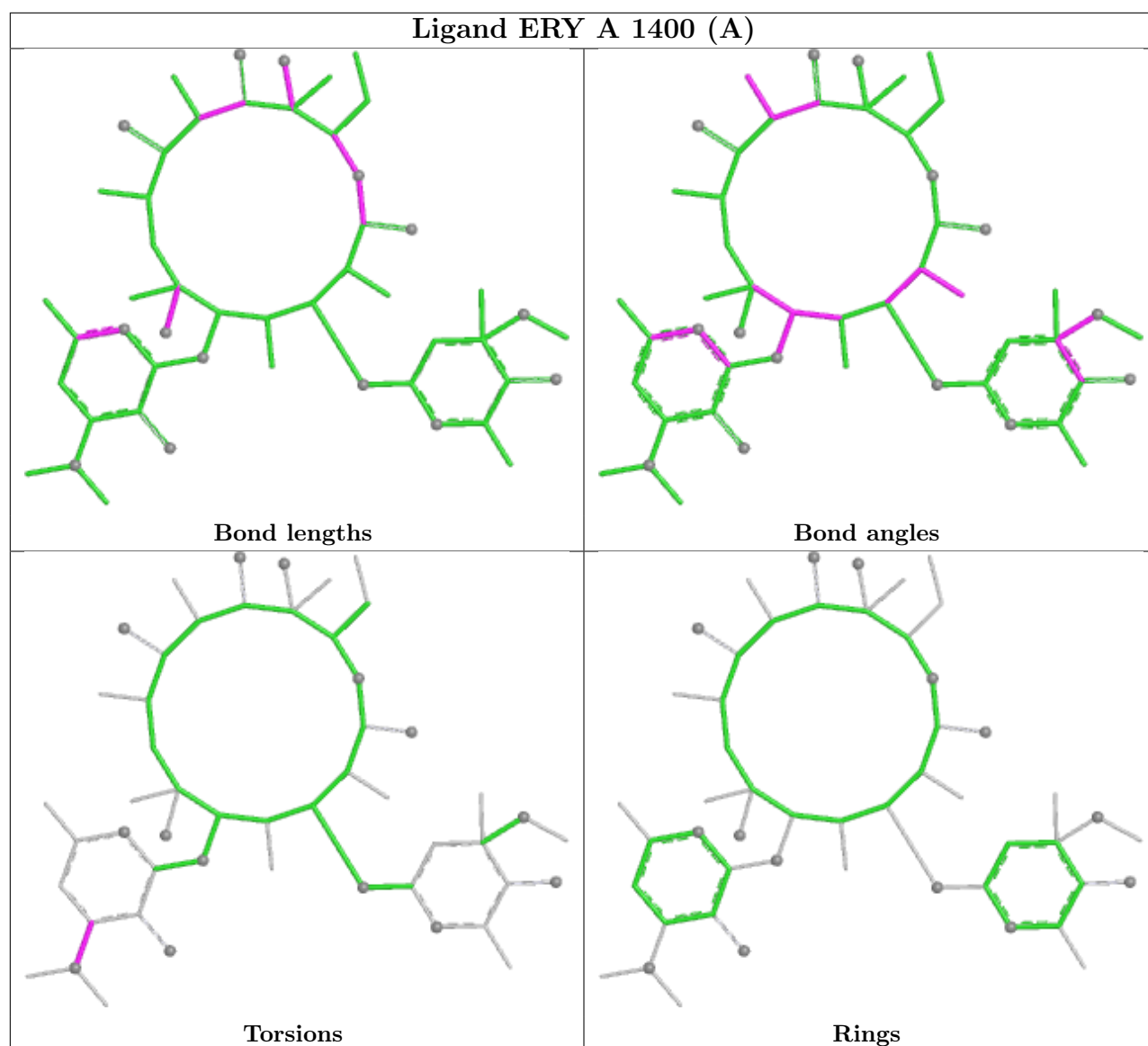
No monomer is involved in short contacts.

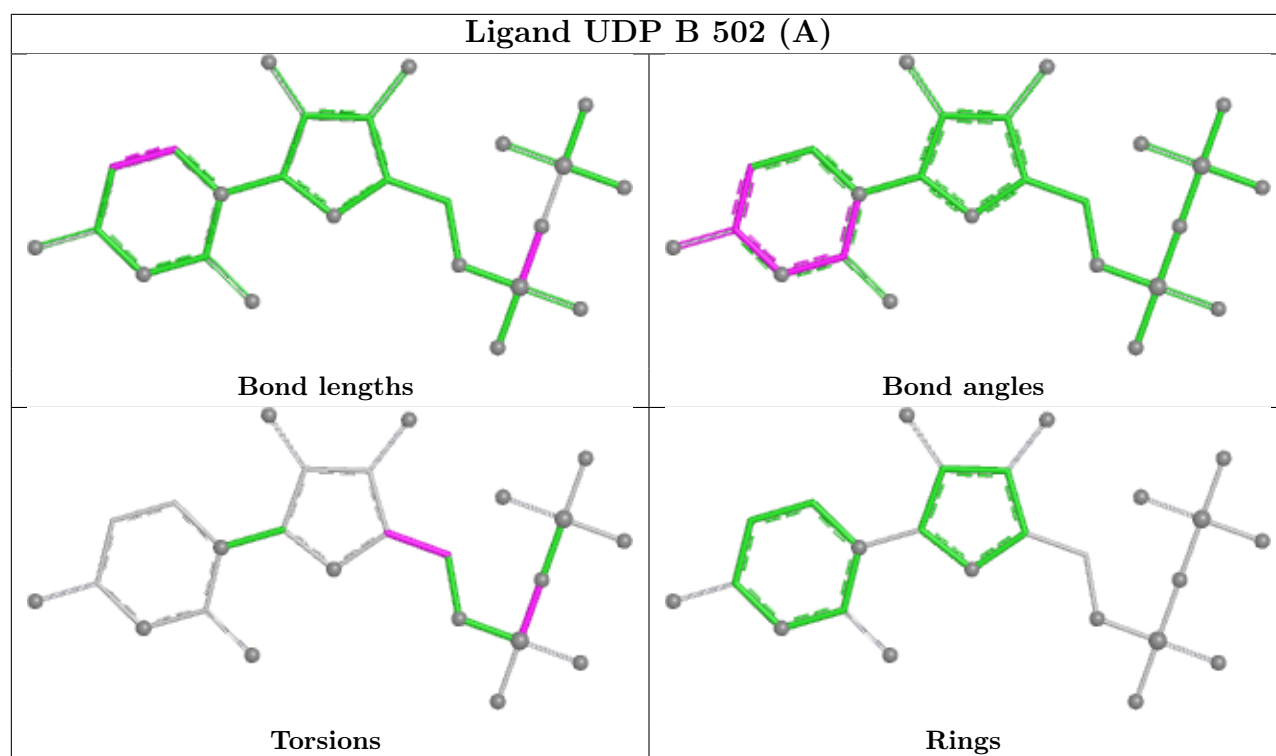
The following is a two-dimensional graphical depiction of Mogul quality analysis of bond lengths, bond angles, torsion angles, and ring geometry for all instances of the Ligand of Interest. In addition, ligands with molecular weight > 250 and outliers as shown on the validation Tables will also be included. For torsion angles, if less than 5% of the Mogul distribution of torsion angles is within 10 degrees of the torsion angle in question, then that torsion angle is considered an outlier. Any bond that is central to one or more torsion angles identified as an outlier by Mogul will be highlighted in the graph. For rings, the root-mean-square deviation (RMSD) between the ring in question and similar rings identified by Mogul is calculated over all ring torsion angles. If the average RMSD is greater than 60 degrees and the minimal RMSD between the ring in question and any Mogul-identified rings is also greater than 60 degrees, then that ring is considered an outlier. The outliers are highlighted in purple. The color gray indicates Mogul did not find sufficient equivalents in the CSD to analyse the geometry.



## Ligand ERY B 501 (A)







## 5.7 Other polymers [i](#)

There are no such residues in this entry.

## 5.8 Polymer linkage issues [i](#)

There are no chain breaks in this entry.

## 6 Fit of model and data ⓘ

### 6.1 Protein, DNA and RNA chains ⓘ

In the following table, the column labelled ‘#RSRZ > 2’ contains the number (and percentage) of RSRZ outliers, followed by percent RSRZ outliers for the chain as percentile scores relative to all X-ray entries and entries of similar resolution. The OWAB column contains the minimum, median, 95<sup>th</sup> percentile and maximum values of the occupancy-weighted average B-factor per residue. The column labelled ‘Q < 0.9’ lists the number of (and percentage) of residues with an average occupancy less than 0.9.

Mol	Chain	Analysed	<RSRZ>	#RSRZ>2	OWAB(Å <sup>2</sup> )	Q<0.9
1	1-A	393/415 (94%)	2.24	135 (34%) ⓘ ⓘ	0, 1, 1, 1	393 (100%)
1	1-B	394/415 (94%)	1.99	142 (36%) ⓘ ⓘ	1, 1, 1, 1	394 (100%)
1	2-A	0/415	-	-	-	-
1	2-B	0/415	-	-	-	-
1	3-A	0/415	-	-	-	-
1	3-B	0/415	-	-	-	-
1	4-A	0/415	-	-	-	-
1	4-B	0/415	-	-	-	-
1	5-A	0/415	-	-	-	-
1	5-B	0/415	-	-	-	-
1	6-A	0/415	-	-	-	-
1	6-B	0/415	-	-	-	-
1	7-A	0/415	-	-	-	-
1	7-B	0/415	-	-	-	-
1	8-A	0/415	-	-	-	-
1	8-B	0/415	-	-	-	-
1	9-A	0/415	-	-	-	-
1	9-B	0/415	-	-	-	-
1	10-A	0/415	-	-	-	-
1	10-B	0/415	-	-	-	-
1	11-A	0/415	-	-	-	-
1	11-B	0/415	-	-	-	-
1	12-A	0/415	-	-	-	-
1	12-B	0/415	-	-	-	-
1	13-A	0/415	-	-	-	-
1	13-B	0/415	-	-	-	-
1	14-A	0/415	-	-	-	-
1	14-B	0/415	-	-	-	-
1	15-A	0/415	-	-	-	-
1	15-B	0/415	-	-	-	-
1	16-A	0/415	-	-	-	-
1	16-B	0/415	-	-	-	-

*Continued on next page...*



*Continued from previous page...*

Mol	Chain	Analysed	<RSRZ>	#RSRZ>2	OWAB(Å <sup>2</sup> )	Q<0.9
1	17-A	0/415	-	-	-	-
1	17-B	0/415	-	-	-	-
1	18-A	0/415	-	-	-	-
1	18-B	0/415	-	-	-	-
1	19-A	0/415	-	-	-	-
1	19-B	0/415	-	-	-	-
1	20-A	0/415	-	-	-	-
1	20-B	0/415	-	-	-	-
All	All	787/16600 (4%)	2.12	277 (35%) <b>1</b> <b>1</b>	0, 1, 1, 1	787 (100%)

All (277) RSRZ outliers are listed below:

Mol	Chain	Res	Type	RSRZ
1	1-A	329[A]	ASP	12.7
1	1-B	261[A]	GLY	12.5
1	1-A	220[A]	GLU	11.9
1	1-A	275[A]	ALA	11.5
1	1-A	272[A]	VAL	10.9
1	1-A	216[A]	GLY	10.7
1	1-A	217[A]	ASP	10.1
1	1-B	328[A]	VAL	10.1
1	1-A	218[A]	ARG	10.1
1	1-A	223[A]	GLY	10.0
1	1-A	271[A]	LYS	9.9
1	1-A	277[A]	LEU	9.9
1	1-A	247[A]	ALA	9.8
1	1-A	269[A]	GLY	9.8
1	1-A	273[A]	THR	9.4
1	1-A	219[A]	ALA	9.4
1	1-B	219[A]	ALA	9.1
1	1-B	278[A]	GLY	8.6
1	1-A	270[A]	ARG	8.1
1	1-B	228[A]	ALA	8.0
1	1-A	237[A]	SER	8.0
1	1-B	214[A]	CYS	7.8
1	1-A	274[A]	PRO	7.1
1	1-B	230[A]	ALA	6.9
1	1-A	244[A]	LYS	6.8
1	1-A	222[A]	GLY	6.6
1	1-A	278[A]	GLY	6.5
1	1-B	173[A]	GLY	6.4
1	1-A	279[A]	GLU	6.3

*Continued on next page...*

*Continued from previous page...*

Mol	Chain	Res	Type	RSRZ
1	1-B	75[A]	SER	6.3
1	1-A	399[A]	ALA	6.2
1	1-B	73[A]	TRP	6.2
1	1-B	74[A]	GLY	6.2
1	1-A	267[A]	GLN	6.1
1	1-A	242[A]	PHE	6.1
1	1-A	243[A]	THR	6.0
1	1-A	221[A]	GLU	6.0
1	1-B	243[A]	THR	5.9
1	1-A	246[A]	PRO	5.9
1	1-B	327[A]	ALA	5.9
1	1-B	361[A]	LEU	5.7
1	1-A	375[A]	ARG	5.7
1	1-A	365[A]	ASP	5.7
1	1-A	240[A]	SER	5.6
1	1-A	327[A]	ALA	5.5
1	1-B	72[A]	ALA	5.3
1	1-A	280[A]	LEU	5.3
1	1-A	239[A]	GLY	5.2
1	1-B	349[A]	GLU	5.0
1	1-B	65[A]	GLY	4.9
1	1-A	154[A]	GLN	4.9
1	1-A	276[A]	GLU	4.9
1	1-A	34[A]	GLY	4.8
1	1-A	384[A]	GLY	4.8
1	1-A	101[A]	ASP	4.8
1	1-A	328[A]	VAL	4.8
1	1-A	250[A]	ARG	4.8
1	1-A	286[A]	VAL	4.8
1	1-B	289[A]	TRP	4.7
1	1-A	352[A]	THR	4.7
1	1-B	224[A]	TRP	4.7
1	1-B	153[A]	ARG	4.6
1	1-B	162[A]	TYR	4.6
1	1-A	268[A]	ILE	4.6
1	1-A	7[A]	ALA	4.5
1	1-B	32[A]	ALA	4.5
1	1-B	51[A]	ALA	4.5
1	1-B	5[A]	THR	4.5
1	1-A	30[A]	LEU	4.4
1	1-B	141[A]	GLU	4.4
1	1-B	97[A]	ASP	4.4

*Continued on next page...*

*Continued from previous page...*

Mol	Chain	Res	Type	RSRZ
1	1-A	103[A]	ILE	4.4
1	1-A	297[A]	ARG	4.4
1	1-A	151[A]	GLU	4.3
1	1-A	371[A]	ARG	4.3
1	1-B	216[A]	GLY	4.3
1	1-B	331[A]	PHE	4.2
1	1-A	249[A]	TYR	4.2
1	1-B	242[A]	PHE	4.2
1	1-A	298[A]	GLN	4.2
1	1-A	205[A]	GLU	4.1
1	1-B	350[A]	GLU	4.0
1	1-B	92[A]	LEU	4.0
1	1-A	213[A]	ALA	4.0
1	1-B	58[A]	LEU	4.0
1	1-B	69[A]	ASP	3.9
1	1-B	60[A]	HIS	3.9
1	1-A	331[A]	PHE	3.9
1	1-A	288[A]	ASP	3.9
1	1-B	70[A]	PRO	3.8
1	1-A	338[A]	GLN	3.8
1	1-B	298[A]	GLN	3.8
1	1-B	241[A]	ALA	3.7
1	1-A	374[A]	ARG	3.7
1	1-B	49[A]	VAL	3.7
1	1-A	33[A]	ARG	3.7
1	1-B	164[A]	ARG	3.7
1	1-B	329[A]	ASP	3.7
1	1-B	280[A]	LEU	3.6
1	1-B	225[A]	GLN	3.6
1	1-B	244[A]	LYS	3.6
1	1-B	240[A]	SER	3.6
1	1-A	238[A]	LEU	3.6
1	1-A	398[A]	PRO	3.6
1	1-A	215[A]	GLN	3.6
1	1-A	46[A]	ALA	3.5
1	1-A	241[A]	ALA	3.5
1	1-A	326[A]	GLN	3.5
1	1-A	70[A]	PRO	3.5
1	1-A	367[A]	PRO	3.5
1	1-A	201[A]	ASP	3.5
1	1-B	17[A]	HIS	3.5
1	1-B	163[A]	ALA	3.4

*Continued on next page...*

*Continued from previous page...*

Mol	Chain	Res	Type	RSRZ
1	1-A	153[A]	ARG	3.4
1	1-B	276[A]	GLU	3.4
1	1-B	260[A]	PRO	3.4
1	1-B	24[A]	LEU	3.4
1	1-A	26[A]	VAL	3.3
1	1-B	231[A]	GLU	3.3
1	1-B	105[A]	ASP	3.3
1	1-B	68[A]	ALA	3.3
1	1-B	218[A]	ARG	3.3
1	1-A	81[A]	VAL	3.3
1	1-B	277[A]	LEU	3.2
1	1-B	362[A]	ALA	3.2
1	1-B	381[A]	ALA	3.2
1	1-B	282[A]	ASP	3.2
1	1-A	176[A]	GLU	3.2
1	1-A	31[A]	VAL	3.2
1	1-B	142[A]	GLU	3.2
1	1-B	227[A]	PRO	3.2
1	1-B	206[A]	ASP	3.1
1	1-B	169[A]	LEU	3.1
1	1-B	330[A]	GLN	3.1
1	1-A	206[A]	ASP	3.1
1	1-B	15[A]	ALA	3.1
1	1-A	135[A]	VAL	3.1
1	1-B	161[A]	TYR	3.1
1	1-B	71[A]	GLU	3.1
1	1-A	362[A]	ALA	3.0
1	1-A	44[A]	VAL	3.0
1	1-B	239[A]	GLY	3.0
1	1-A	245[A]	GLN	3.0
1	1-B	387[A]	ARG	3.0
1	1-A	200[A]	ALA	3.0
1	1-B	6[A]	PRO	3.0
1	1-B	154[A]	GLN	3.0
1	1-A	105[A]	ASP	3.0
1	1-B	34[A]	GLY	2.9
1	1-B	100[A]	ALA	2.9
1	1-A	104[A]	PRO	2.9
1	1-B	215[A]	GLN	2.9
1	1-B	290[A]	VAL	2.9
1	1-A	97[A]	ASP	2.9
1	1-B	67[A]	ASP	2.9

*Continued on next page...*

*Continued from previous page...*

Mol	Chain	Res	Type	RSRZ
1	1-B	332[A]	GLY	2.9
1	1-B	64[A]	PRO	2.9
1	1-B	99[A]	TYR	2.8
1	1-B	96[A]	ALA	2.8
1	1-B	354[A]	ASP	2.8
1	1-A	214[A]	CYS	2.8
1	1-B	365[A]	ASP	2.8
1	1-A	387[A]	ARG	2.8
1	1-B	36[A]	ARG	2.8
1	1-A	330[A]	GLN	2.8
1	1-B	288[A]	ASP	2.7
1	1-A	86[A]	ASN	2.7
1	1-B	273[A]	THR	2.7
1	1-A	325[A]	PRO	2.7
1	1-A	248[A]	PHE	2.7
1	1-A	357[A]	ARG	2.7
1	1-B	256[A]	PHE	2.7
1	1-B	337[A]	LEU	2.6
1	1-B	363[A]	LEU	2.6
1	1-A	99[A]	TYR	2.6
1	1-A	397[A]	LEU	2.6
1	1-A	293[A]	LEU	2.6
1	1-A	337[A]	LEU	2.6
1	1-A	100[A]	ALA	2.6
1	1-A	69[A]	ASP	2.6
1	1-A	159[A]	ARG	2.6
1	1-A	372[A]	ARG	2.6
1	1-B	270[A]	ARG	2.6
1	1-B	262[A]	TRP	2.5
1	1-A	98[A]	ALA	2.5
1	1-B	50[A]	ALA	2.5
1	1-B	351[A]	ALA	2.5
1	1-A	89[A]	ILE	2.5
1	1-A	202[A]	ARG	2.5
1	1-A	167[A]	ALA	2.5
1	1-A	102[A]	ASP	2.5
1	1-B	322[A]	ILE	2.5
1	1-B	39[A]	TYR	2.5
1	1-B	258[A]	ASN	2.5
1	1-B	174[A]	ILE	2.5
1	1-B	207[A]	VAL	2.5
1	1-B	229[A]	GLY	2.4

*Continued on next page...*

*Continued from previous page...*

Mol	Chain	Res	Type	RSRZ
1	1-B	257[A]	GLY	2.4
1	1-A	52[A]	THR	2.4
1	1-B	135[A]	VAL	2.4
1	1-B	284[A]	VAL	2.4
1	1-A	32[A]	ALA	2.4
1	1-B	10[A]	ALA	2.4
1	1-B	355[A]	LEU	2.4
1	1-B	254[A]	ARG	2.4
1	1-B	205[A]	GLU	2.4
1	1-B	123[A]	TRP	2.4
1	1-A	191[A]	LEU	2.4
1	1-B	346[A]	LEU	2.4
1	1-A	376[A]	ILE	2.4
1	1-A	51[A]	ALA	2.4
1	1-A	68[A]	ALA	2.4
1	1-B	308[A]	ALA	2.4
1	1-B	391[A]	ASP	2.4
1	1-B	76[A]	THR	2.3
1	1-A	195[A]	ALA	2.3
1	1-A	224[A]	TRP	2.3
1	1-B	108[A]	LEU	2.3
1	1-B	196[A]	LEU	2.3
1	1-B	356[A]	LEU	2.3
1	1-A	55[A]	ARG	2.3
1	1-B	89[A]	ILE	2.3
1	1-A	144[A]	VAL	2.3
1	1-A	168[A]	TRP	2.3
1	1-A	392[A]	LEU	2.3
1	1-A	251[A]	GLU	2.3
1	1-B	176[A]	GLU	2.3
1	1-A	67[A]	ASP	2.3
1	1-B	98[A]	ALA	2.3
1	1-B	28[A]	ARG	2.2
1	1-B	192[A]	ILE	2.2
1	1-B	90[A]	GLN	2.2
1	1-B	306[A]	ALA	2.2
1	1-A	350[A]	GLU	2.2
1	1-B	233[A]	VAL	2.2
1	1-B	286[A]	VAL	2.2
1	1-B	259[A]	LEU	2.2
1	1-A	309[A]	GLY	2.2
1	1-A	111[A]	ILE	2.2

*Continued on next page...*

*Continued from previous page...*

Mol	Chain	Res	Type	RSRZ
1	1-A	54[A]	ALA	2.2
1	1-A	230[A]	ALA	2.2
1	1-B	333[A]	ASN	2.2
1	1-A	196[A]	LEU	2.2
1	1-B	88[A]	ALA	2.2
1	1-B	200[A]	ALA	2.2
1	1-B	151[A]	GLU	2.2
1	1-B	140[A]	TYR	2.2
1	1-B	130[A]	LEU	2.2
1	1-A	27[A]	ILE	2.1
1	1-B	149[A]	TRP	2.1
1	1-A	107[A]	VAL	2.1
1	1-B	208[A]	TYR	2.1
1	1-B	324[A]	VAL	2.1
1	1-A	71[A]	GLU	2.1
1	1-A	123[A]	TRP	2.1
1	1-A	58[A]	LEU	2.1
1	1-A	340[A]	LEU	2.1
1	1-B	159[A]	ARG	2.1
1	1-A	281[A]	PRO	2.1
1	1-B	382[A]	GLN	2.1
1	1-B	21[A]	ASN	2.1
1	1-B	77[A]	LEU	2.1
1	1-B	252[A]	CYS	2.1
1	1-A	116[A]	ALA	2.0
1	1-B	299[A]	ALA	2.0
1	1-A	386[A]	THR	2.0
1	1-B	175[A]	THR	2.0
1	1-B	386[A]	THR	2.0
1	1-A	282[A]	ASP	2.0
1	1-A	85[A]	LEU	2.0
1	1-A	346[A]	LEU	2.0
1	1-B	189[A]	LEU	2.0
1	1-A	234[A]	VAL	2.0
1	1-A	96[A]	ALA	2.0
1	1-B	116[A]	ALA	2.0
1	1-B	213[A]	ALA	2.0
1	1-B	47[A]	ASP	2.0

## 6.2 Non-standard residues in protein, DNA, RNA chains ⓘ

There are no non-standard protein/DNA/RNA residues in this entry.

### 6.3 Carbohydrates [i](#)

There are no monosaccharides in this entry.

### 6.4 Ligands [i](#)

LIGAND-RSR INFOmissingINFO

### 6.5 Other polymers [i](#)

There are no such residues in this entry.