Full wwPDB X-ray Structure Validation Report (i)

Jun 12, 2024 – 07:03 PM EDT

PDB ID	:	3LJ5
Title	:	Full Length Bacteriophage P22 Portal Protein
Authors	:	Olia, A.S.; Cingolani, G.
Deposited on	:	2010-01-25
Resolution	:	7.50 Å(reported)

This is a Full wwPDB X-ray Structure Validation Report for a publicly released PDB entry.

We welcome your comments at *validation@mail.wwpdb.org*
A user guide is available at
https://www.wwpdb.org/validation/2017/XrayValidationReportHelp
with specific help available everywhere you see the (i) symbol.

The types of validation reports are described at
http://www.wwpdb.org/validation/2017/FAQs#types.

The following versions of software and data (see references (1)) were used in the production of this report:

MolProbity	:	4.02b-467
Xtriage (Phenix)	:	1.20.1
EDS	:	2.36.2
Percentile statistics	:	20191225.v01 (using entries in the PDB archive December 25th 2019)
Refmac	:	5.8.0158
CCP4	:	7.0.044 (Gargrove)
Ideal geometry (proteins)	:	Engh & Huber (2001)
Ideal geometry (DNA, RNA)	:	Parkinson et al. (1996)
Validation Pipeline (wwPDB-VP)	:	2.36.2

1 Overall quality at a glance (i)

The following experimental techniques were used to determine the structure:
X-RAY DIFFRACTION

The reported resolution of this entry is 7.50 Å.

Percentile scores (ranging between 0-100) for global validation metrics of the entry are shown in the following graphic. The table shows the number of entries on which the scores are based.

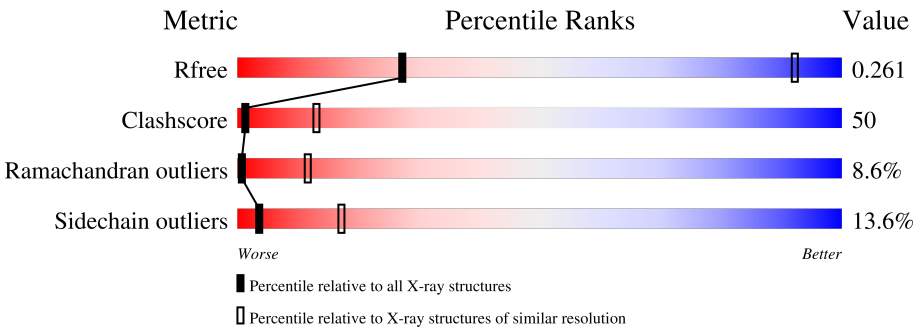

Metric	Whole archive (#Entries)	Similar resolution (#Entries, resolution range(Å))
R_{free}	130704	1004 (10.00-3.90)
Clashscore	141614	1069 (10.00-3.90)
Ramachandran outliers	138981	1002 (10.00-3.90)
Sidechain outliers	138945	1002 (10.00-3.86)

The table below summarises the geometric issues observed across the polymeric chains and their fit to the electron density. The red, orange, yellow and green segments of the lower bar indicate the fraction of residues that contain outliers for >=3, 2, 1 and 0 types of geometric quality criteria respectively. A grey segment represents the fraction of residues that are not modelled. The numeric value for each fraction is indicated below the corresponding segment, with a dot representing fractions <=5%

Mol	Chain	Length	Quality of chain
1	A	725	38% 45% 12% • 5%
1	B	725	39% 45% 12% • 5%
1	C	725	39% 44% 12% • 5%
1	D	725	38% 45% 12% • 5%
1	E	725	37% 45% 12% • 5%
1	F	725	39% 44% 12% • 5%
1	G	725	37% 47% 12% 5%

Continued on next page...

Continued from previous page...

Mol	Chain	Length	Quality of chain
1	H	725	38% 45% 12% 5%
1	I	725	39% 44% 12% • 5%
1	J	725	39% 44% 12% • 5%
1	K	725	39% 43% 12% • 5%
1	L	725	40% 43% 12% • 5%

2 Entry composition (i)

There is only 1 type of molecule in this entry. The entry contains 61512 atoms, of which 0 are hydrogens and 0 are deuteriums.

In the tables below, the ZeroOcc column contains the number of atoms modelled with zero occupancy, the AltConf column contains the number of residues with at least one atom in alternate conformation and the Trace column contains the number of residues modelled with at most 2 atoms.

- Molecule 1 is a protein called Portal protein.

Mol	Chain	Residues	Atoms					ZeroOcc	AltConf	Trace
			Total	C	N	O	S			
1	A	692	5126	3204	900	1002	20	0	0	0
1	B	692	5126	3204	900	1002	20	0	0	0
1	C	692	5126	3204	900	1002	20	0	0	0
1	D	692	5126	3204	900	1002	20	0	0	0
1	E	692	5126	3204	900	1002	20	0	0	0
1	F	692	5126	3204	900	1002	20	0	0	0
1	G	692	5126	3204	900	1002	20	0	0	0
1	H	692	5126	3204	900	1002	20	0	0	0
1	I	692	5126	3204	900	1002	20	0	0	0
1	J	692	5126	3204	900	1002	20	0	0	0
1	K	692	5126	3204	900	1002	20	0	0	0
1	L	692	5126	3204	900	1002	20	0	0	0

3 Residue-property plots (i)

These plots are drawn for all protein, RNA, DNA and oligosaccharide chains in the entry. The first graphic for a chain summarises the proportions of the various outlier classes displayed in the second graphic. The second graphic shows the sequence view annotated by issues in geometry. Residues are color-coded according to the number of geometric quality criteria for which they contain at least one outlier: green = 0, yellow = 1, orange = 2 and red = 3 or more. Stretches of 2 or more consecutive residues without any outlier are shown as a green connector. Residues present in the sample, but not in the model, are shown in grey.

- Molecule 1: Portal protein

Chain A: 38% 45% 12% • 5%

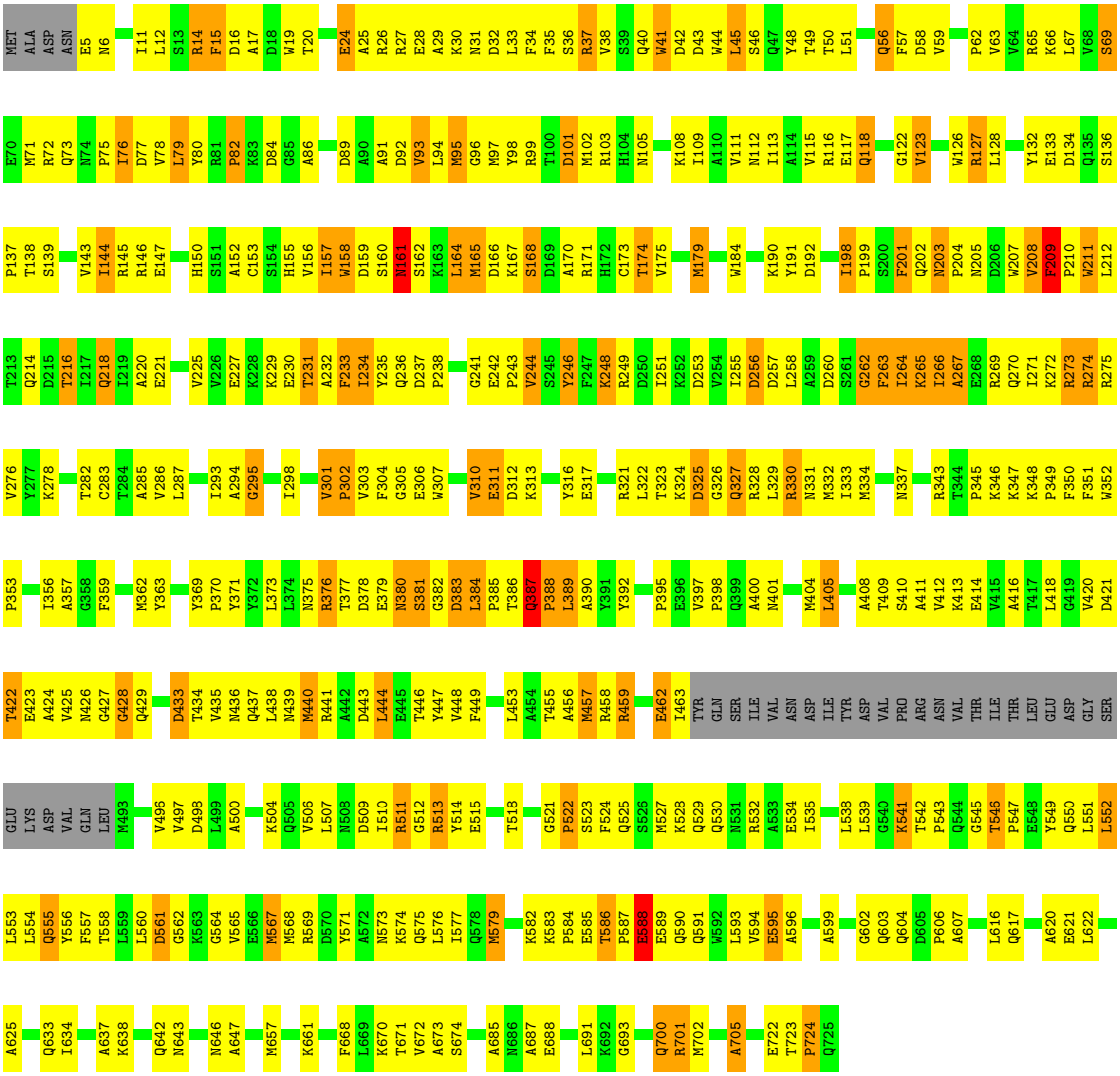

- Molecule 1: Portal protein

Chain B: 39% 45% 12% • 5%

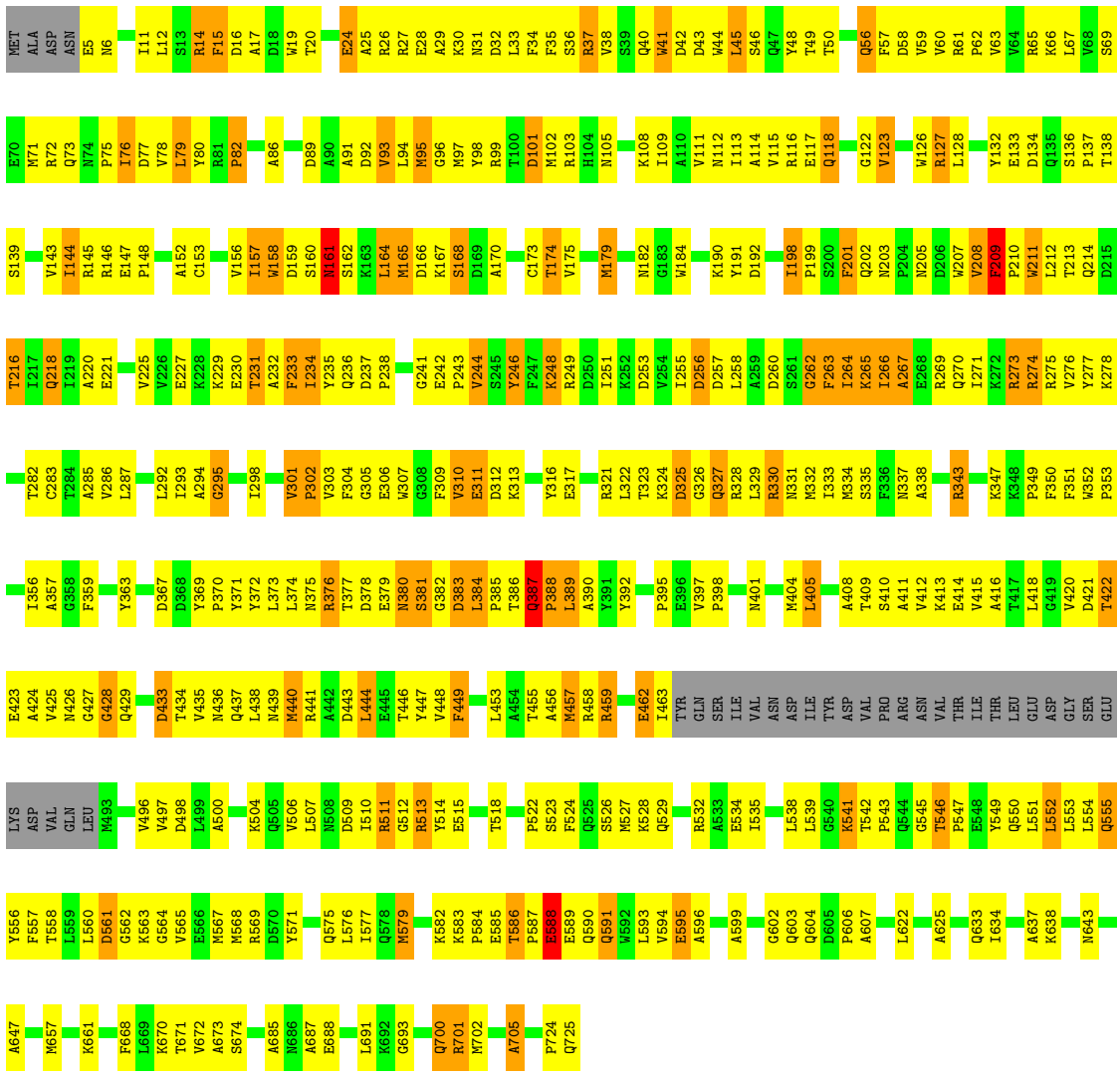

• Molecule 1: Portal protein

Chain C:

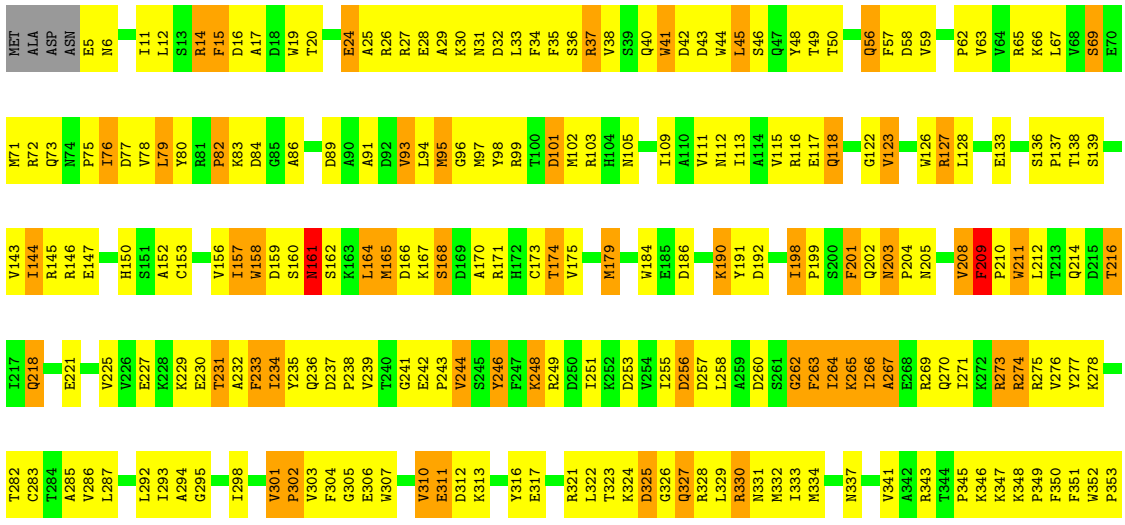

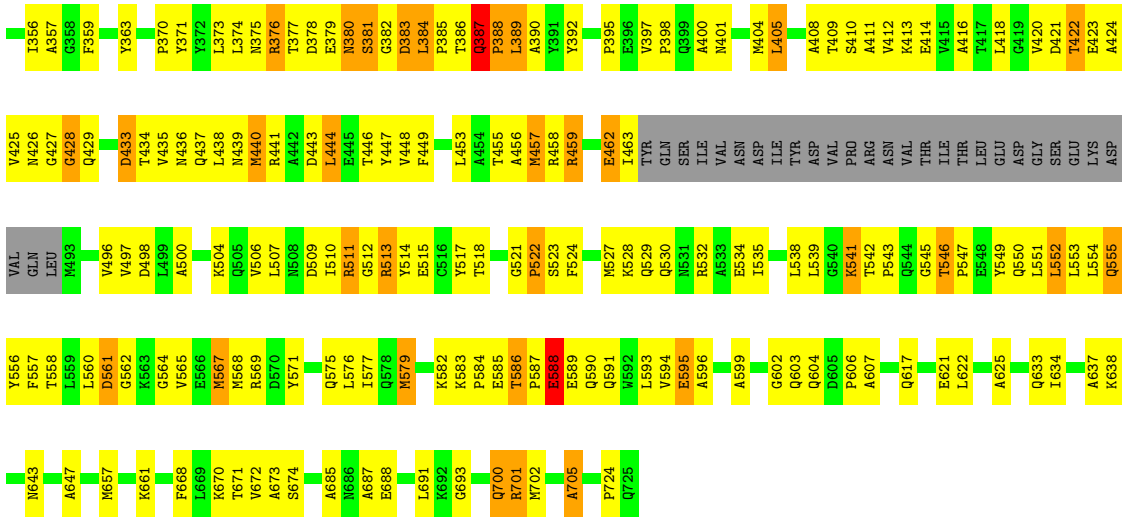

• Molecule 1: Portal protein

Chain D:

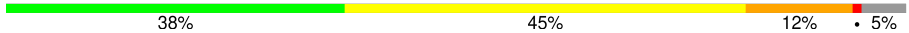

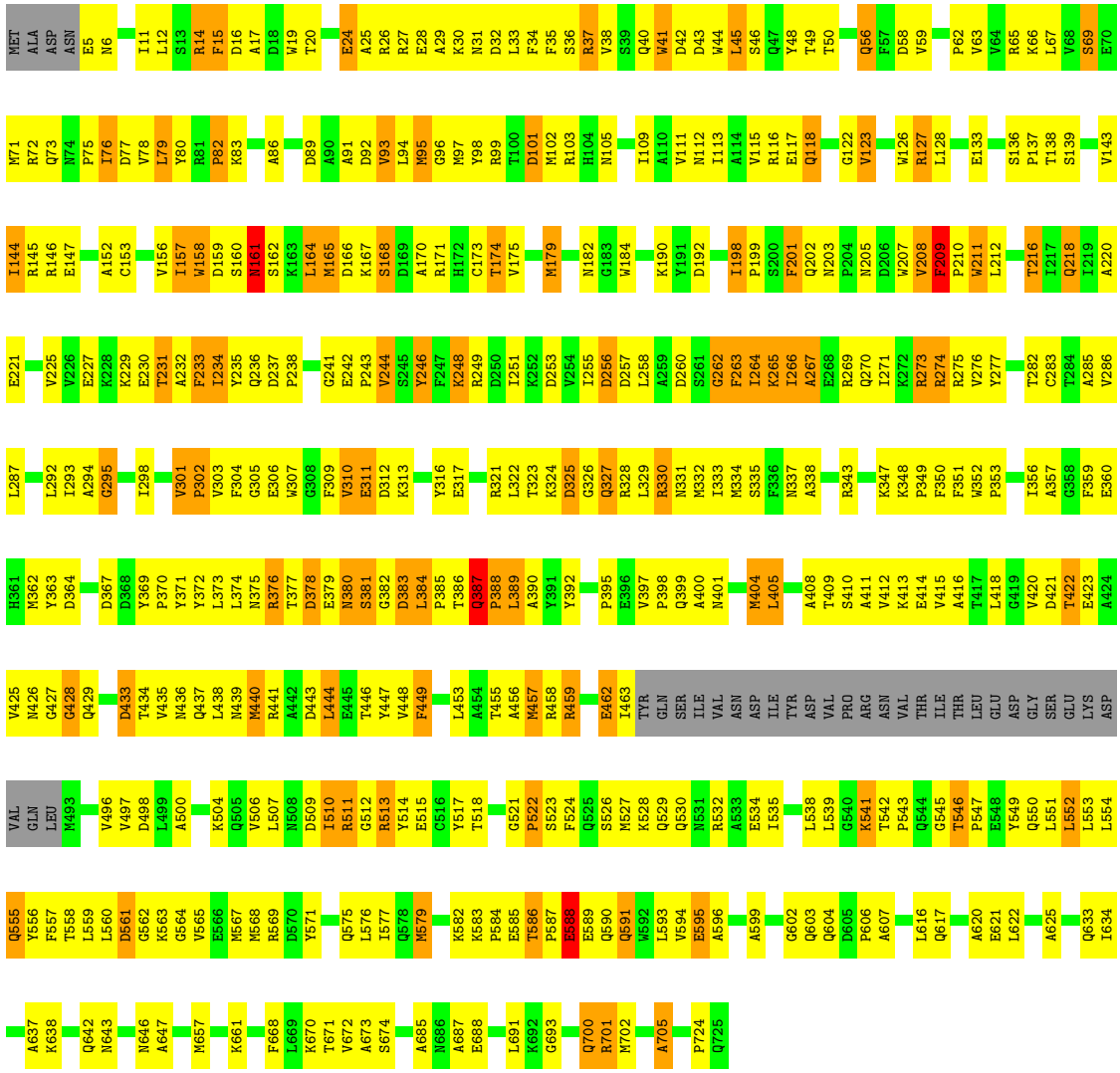

• Molecule 1: Portal protein

Chain E:

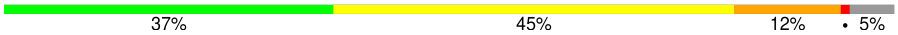

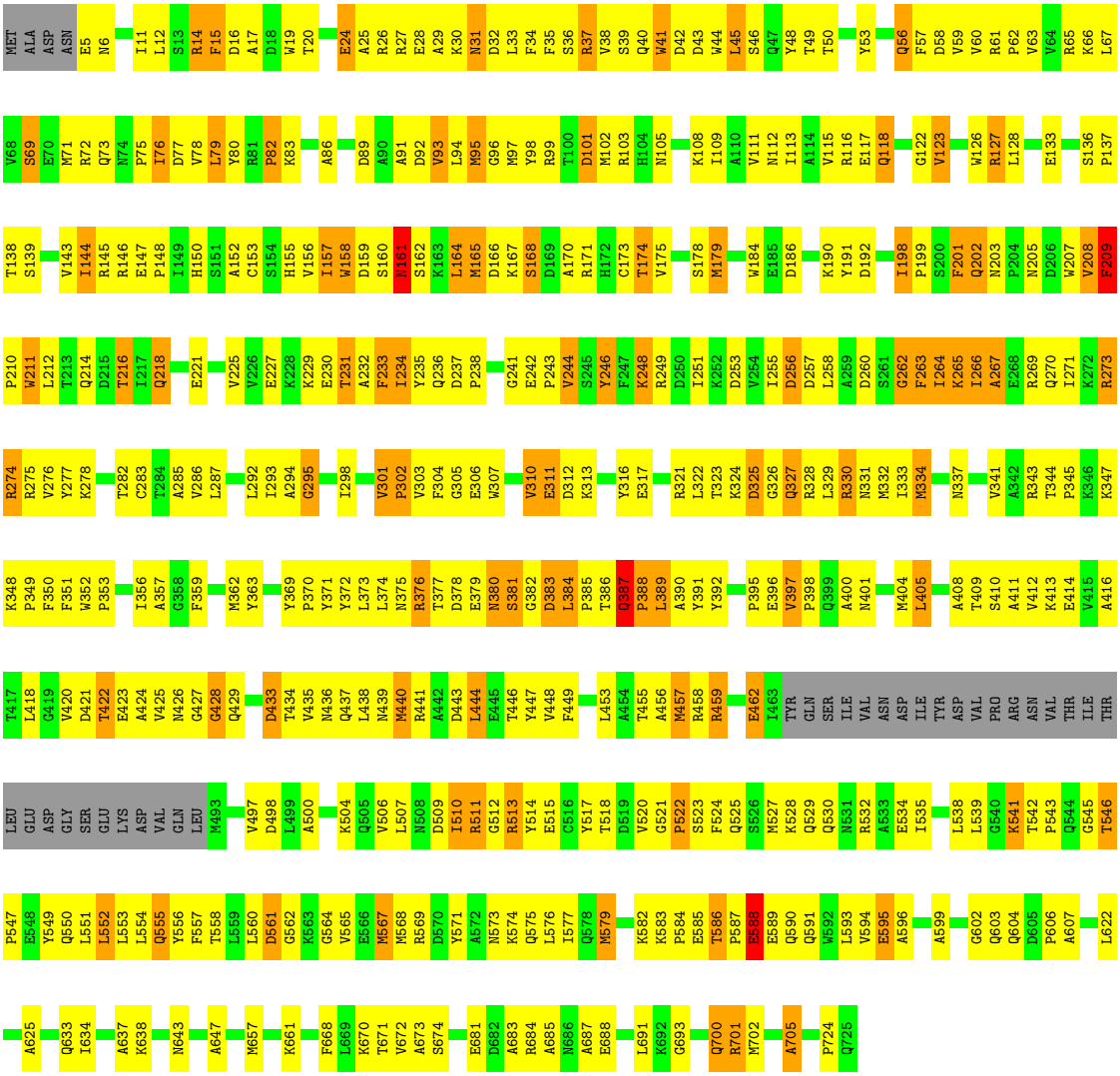

• Molecule 1: Portal protein

Chain F:

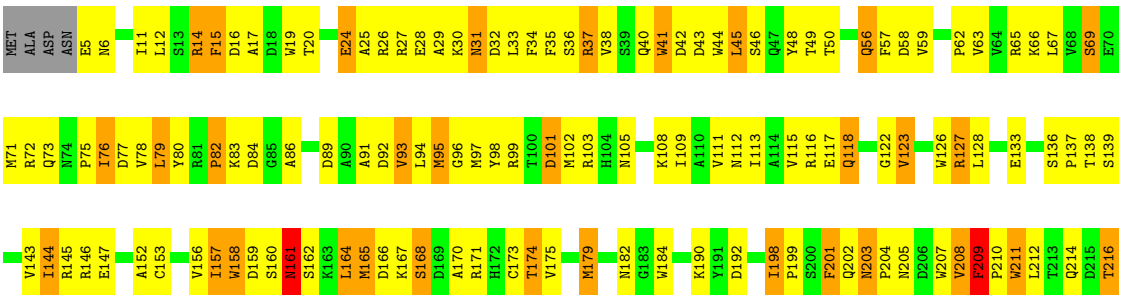

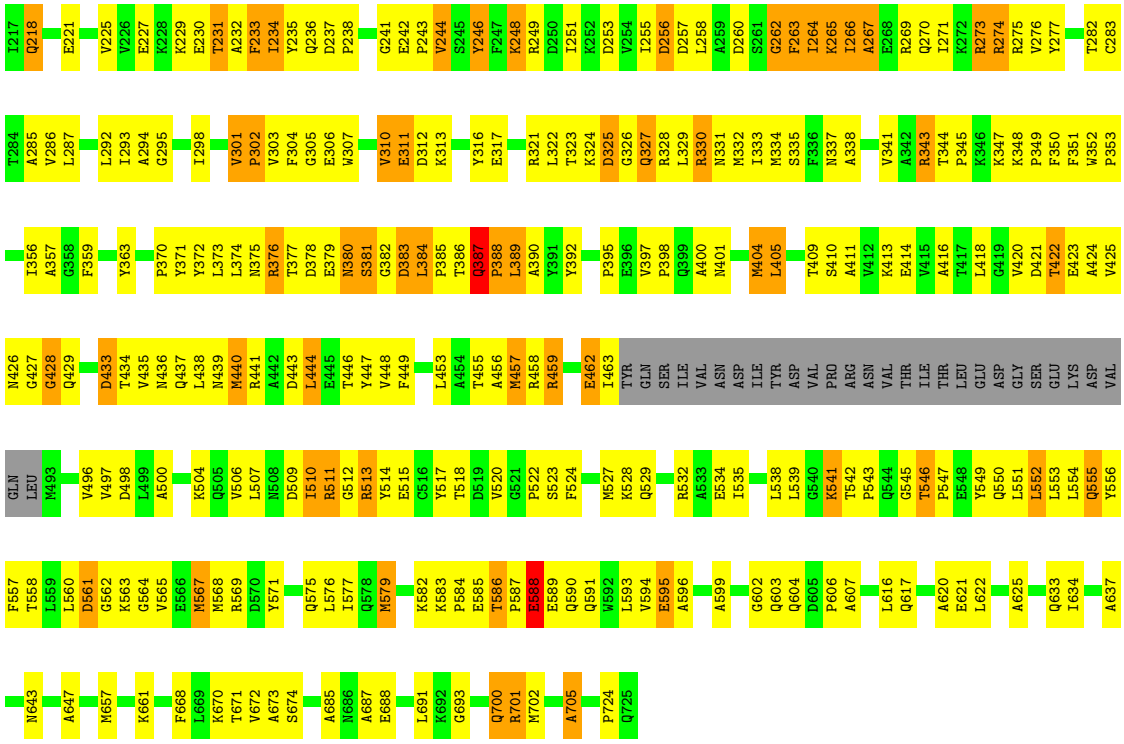

• Molecule 1: Portal protein

Chain G:

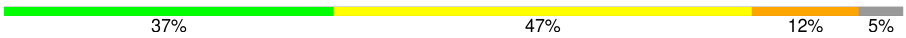

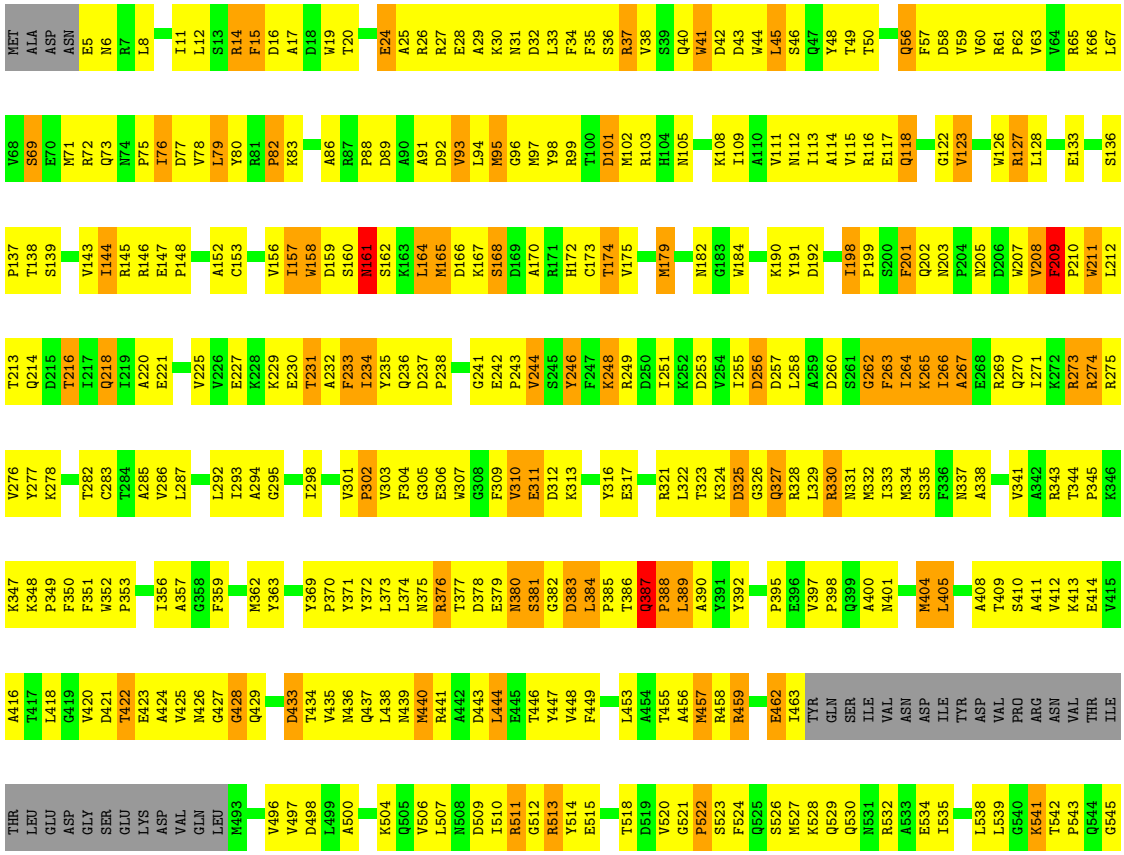

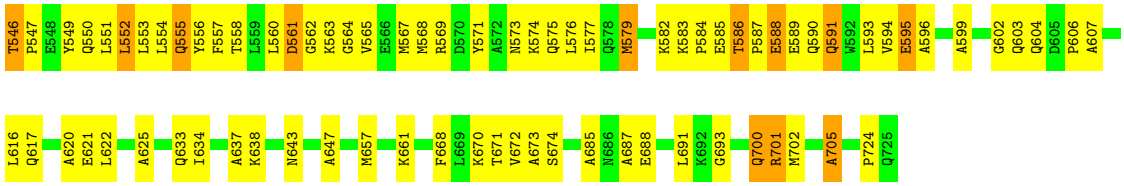

• Molecule 1: Portal protein

Chain H:

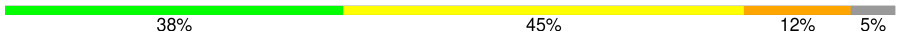

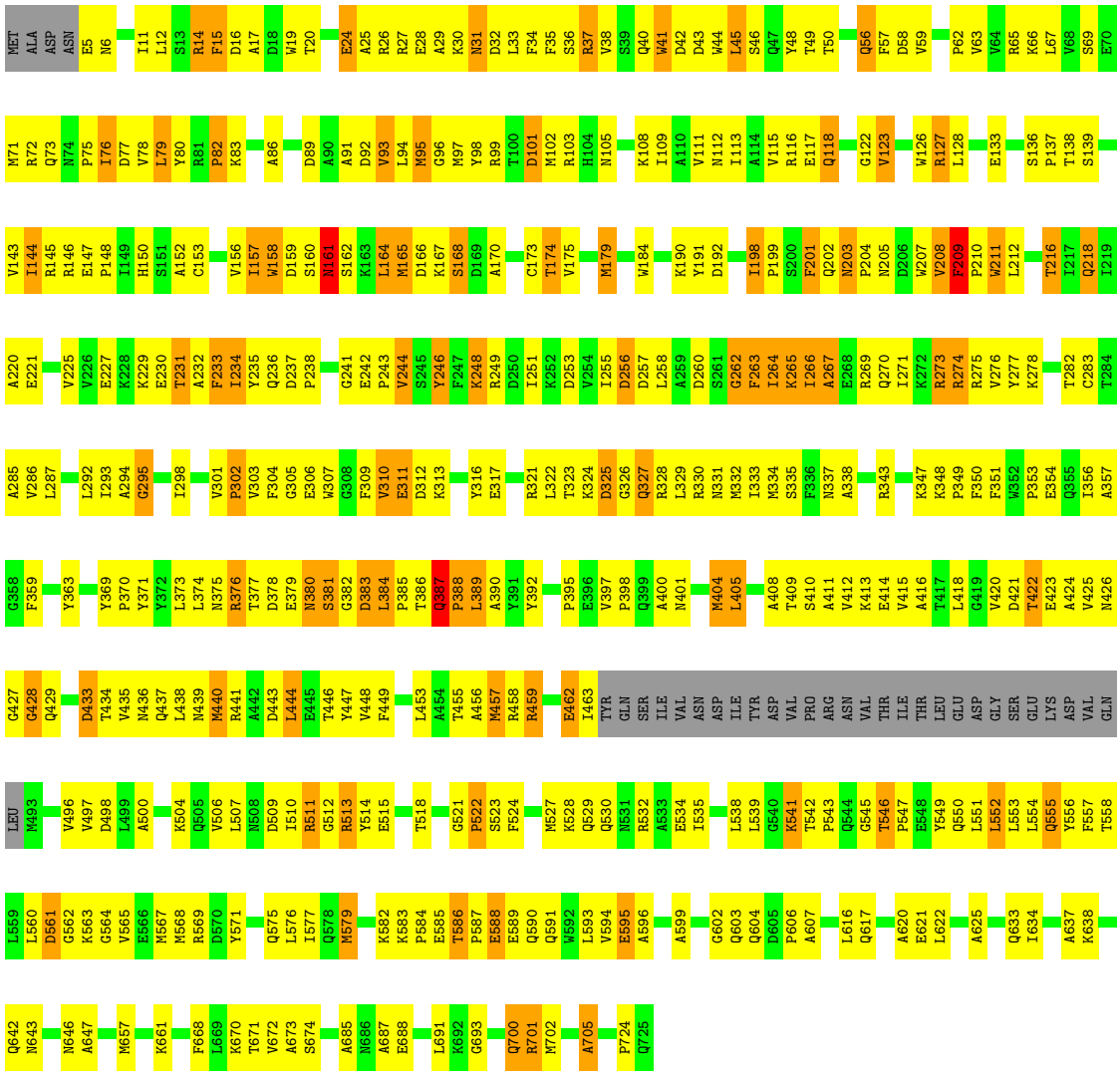

• Molecule 1: Portal protein

Chain I:



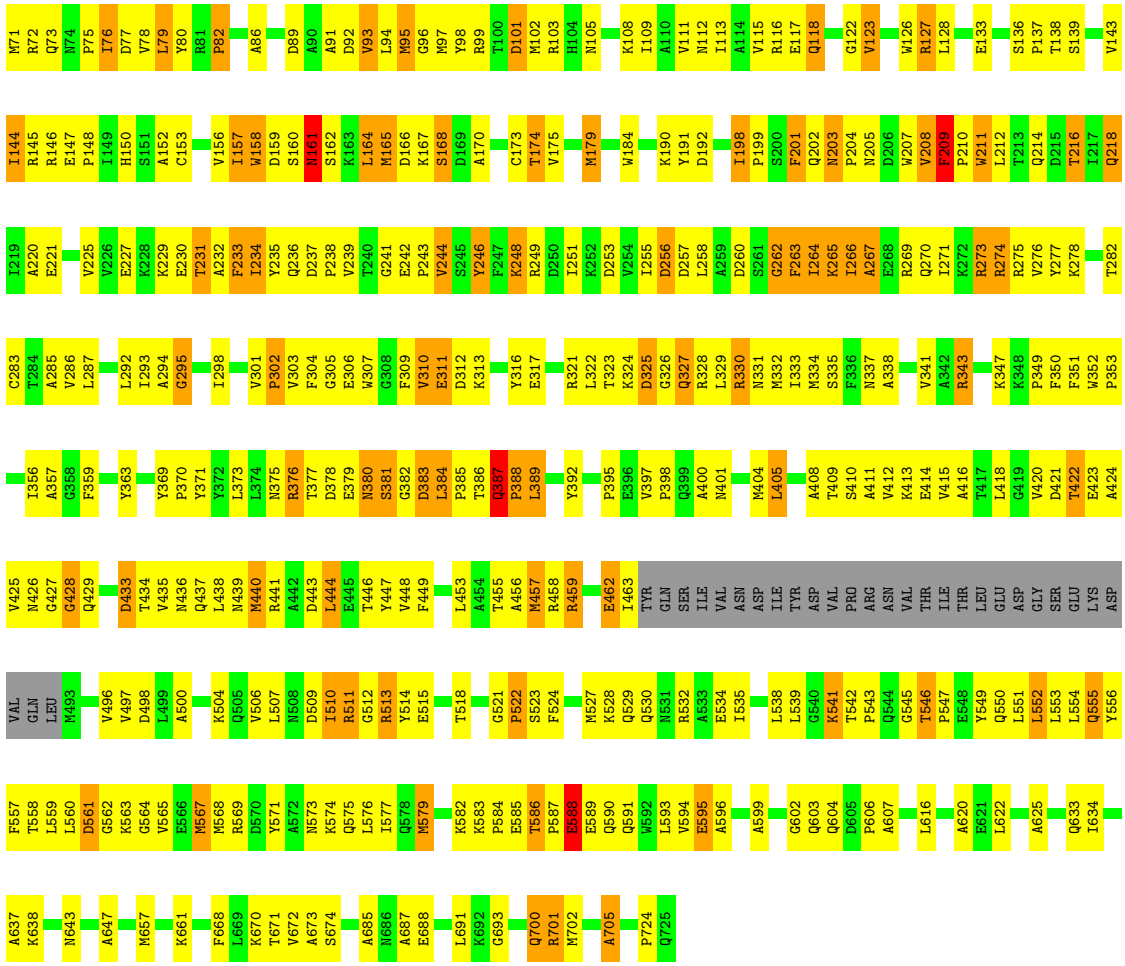

• Molecule 1: Portal protein

Chain J: 39% 44% 12% • 5%

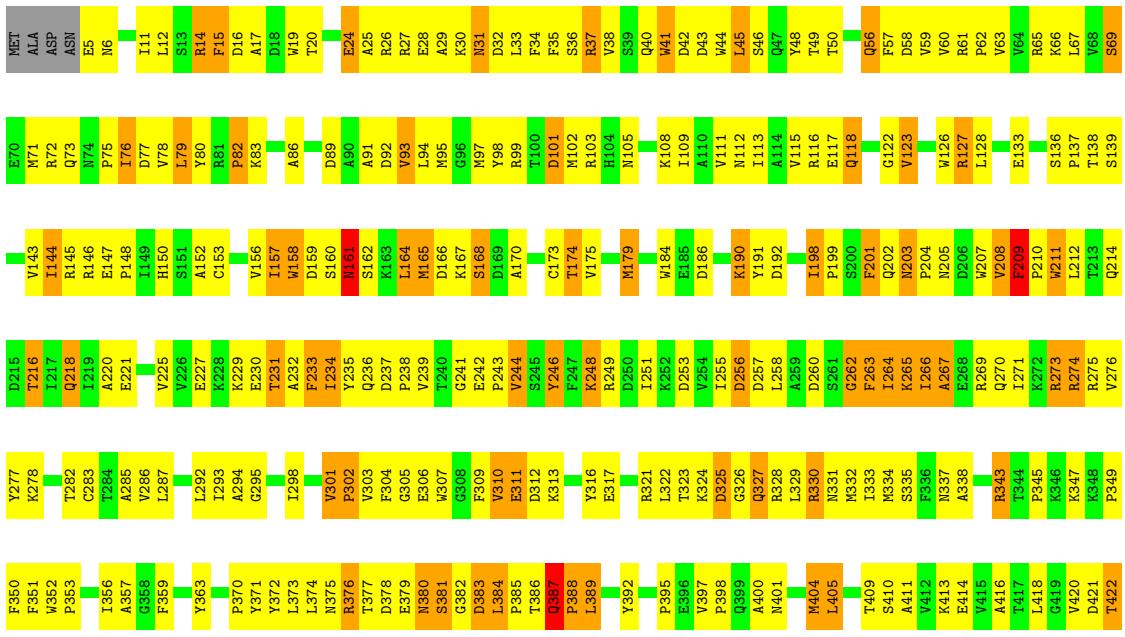

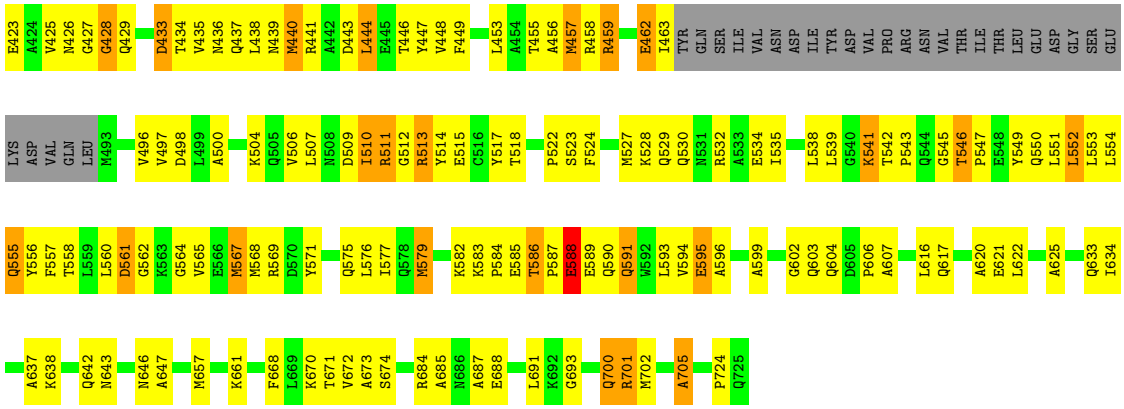

• Molecule 1: Portal protein

Chain K:

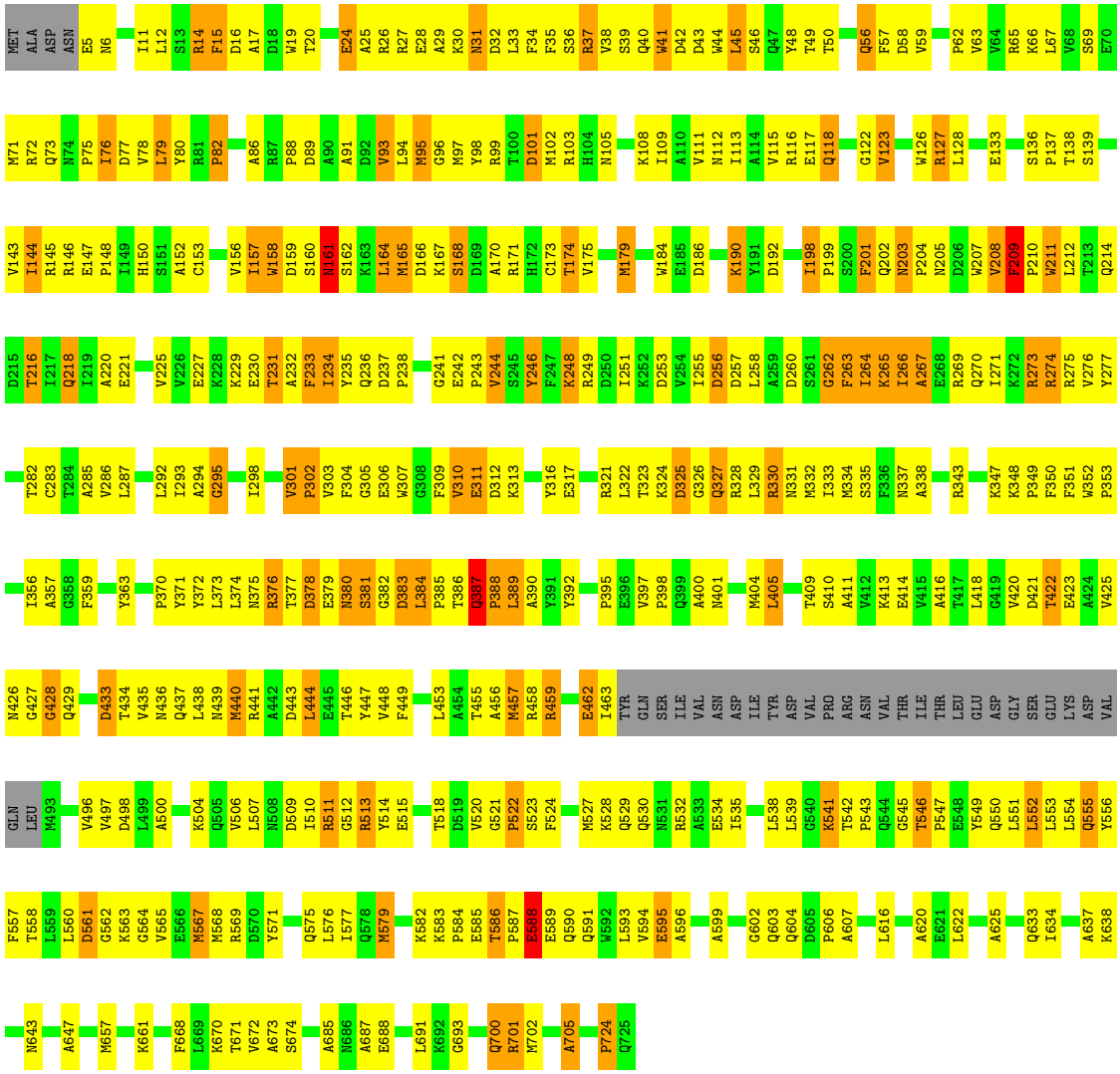

• Molecule 1: Portal protein

Chain L:

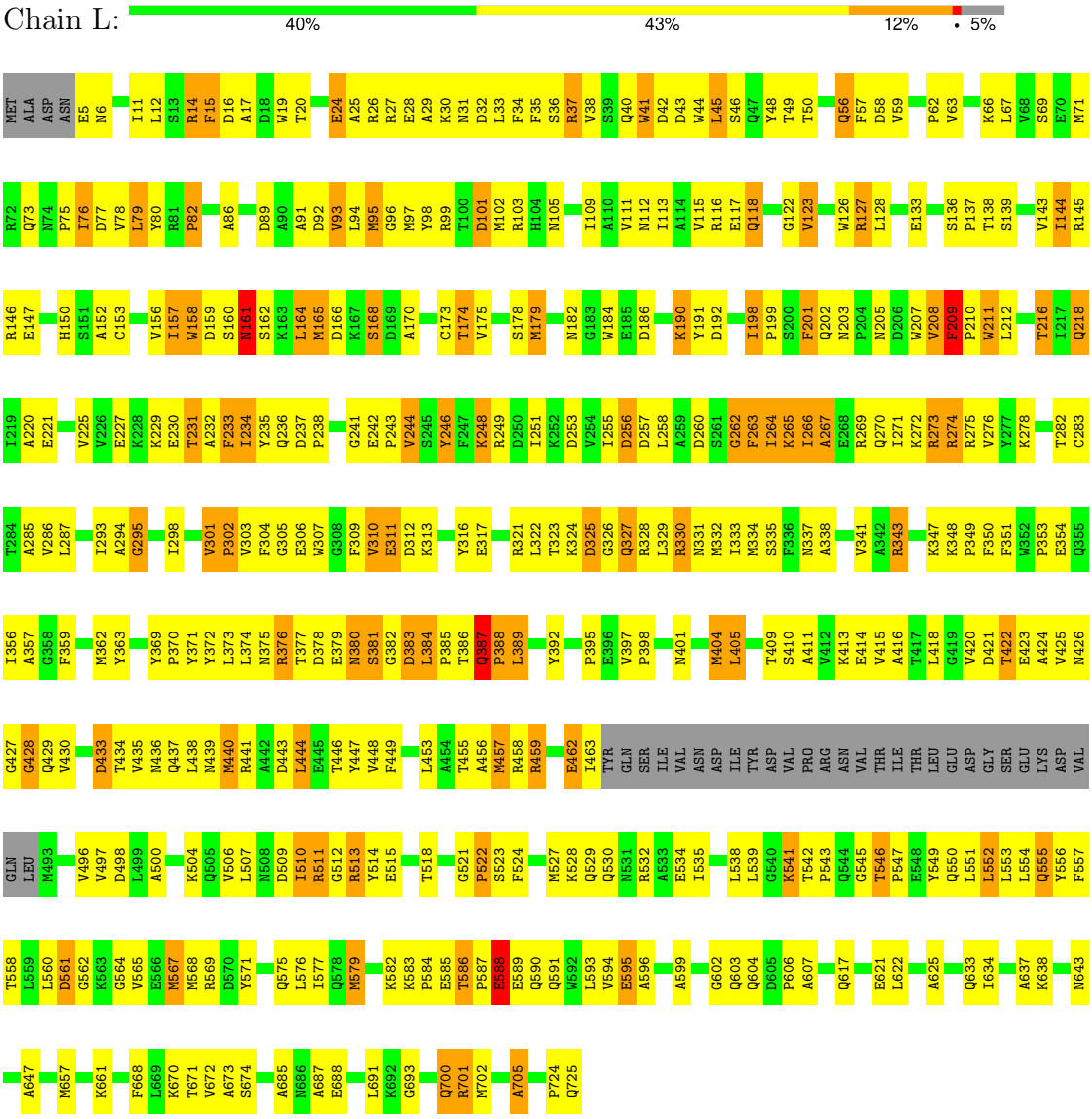

4 Data and refinement statistics (i)

Property	Value	Source
Space group	I 4	Depositor
Cell constants a, b, c, α, β, γ	408.95Å 408.95Å 260.01Å 90.00° 90.00° 90.00°	Depositor
Resolution (Å)	59.48 – 7.50 59.48 – 7.50	Depositor EDS
% Data completeness (in resolution range)	92.8 (59.48-7.50) 93.1 (59.48-7.50)	Depositor EDS
R_{merge}	(Not available)	Depositor
R_{sym}	0.10	Depositor
$< I/\sigma(I) >$ [1]	2.90 (at 7.40Å)	Xtriage
Refinement program	PHENIX (phenix.refine: 1.5_2)	Depositor
R, R_{free}	0.187 , 0.263 0.181 , 0.261	Depositor DCC
R_{free} test set	1994 reflections (7.33%)	wwPDB-VP
Wilson B-factor (Å^2)	236.8	Xtriage
Anisotropy	0.019	Xtriage
Bulk solvent k_{sol}(e/Å^3), B_{sol}(Å^2)	0.42 , 547.0	EDS
L-test for twinning[2]	$< \|L\| > = 0.45$, $< L^2 > = 0.28$	Xtriage
Estimated twinning fraction	0.035 for -k,-h,-l	Xtriage
F_o,F_c correlation	0.81	EDS
Total number of atoms	61512	wwPDB-VP
Average B, all atoms (Å^2)	297.0	wwPDB-VP

Xtriage's analysis on translational NCS is as follows: *The largest off-origin peak in the Patterson function is 5.70% of the height of the origin peak. No significant pseudotranslation is detected.*

[1]Intensities estimated from amplitudes.

[2]Theoretical values of $< |L| >$, $< L^2 >$ for acentric reflections are 0.5, 0.333 respectively for untwinned datasets, and 0.375, 0.2 for perfectly twinned datasets.

5 Model quality (i)

5.1 Standard geometry (i)

The Z score for a bond length (or angle) is the number of standard deviations the observed value is removed from the expected value. A bond length (or angle) with $|Z| > 5$ is considered an outlier worth inspection. RMSZ is the root-mean-square of all Z scores of the bond lengths (or angles).

Mol	Chain	Bond lengths		Bond angles	
		RMSZ	#$\|Z\|$ >5	RMSZ	#$\|Z\|$ >5
1	A	0.50	11/5222 (0.2%)	0.58	1/7114 (0.0%)
1	B	0.50	11/5222 (0.2%)	0.58	1/7114 (0.0%)
1	C	0.50	11/5222 (0.2%)	0.58	1/7114 (0.0%)
1	D	0.50	11/5222 (0.2%)	0.58	1/7114 (0.0%)
1	E	0.50	11/5222 (0.2%)	0.58	1/7114 (0.0%)
1	F	0.50	11/5222 (0.2%)	0.58	1/7114 (0.0%)
1	G	0.50	11/5222 (0.2%)	0.58	1/7114 (0.0%)
1	H	0.50	11/5222 (0.2%)	0.58	1/7114 (0.0%)
1	I	0.50	11/5222 (0.2%)	0.58	1/7114 (0.0%)
1	J	0.50	11/5222 (0.2%)	0.58	1/7114 (0.0%)
1	K	0.50	11/5222 (0.2%)	0.58	1/7114 (0.0%)
1	L	0.50	11/5222 (0.2%)	0.58	1/7114 (0.0%)
All	All	0.50	132/62664 (0.2%)	0.58	12/85368 (0.0%)

Chiral center outliers are detected by calculating the chiral volume of a chiral center and verifying if the center is modelled as a planar moiety or with the opposite hand.A planarity outlier is detected by checking planarity of atoms in a peptide group, atoms in a mainchain group or atoms of a sidechain that are expected to be planar.

Mol	Chain	#Chirality outliers	#Planarity outliers
1	A	0	1
1	B	0	1
1	C	0	1
1	D	0	1
1	E	0	1
1	F	0	1
1	G	0	1
1	H	0	1
1	I	0	1
1	J	0	1
1	K	0	1
1	L	0	1
All	All	0	12

All (132) bond length outliers are listed below:

Mol	Chain	Res	Type	Atoms	Z	Observed(Å)	Ideal(Å)
1	F	165	MET	CG-SD	6.91	1.99	1.81
1	G	165	MET	CG-SD	6.91	1.99	1.81
1	J	165	MET	CG-SD	6.91	1.99	1.81
1	H	165	MET	CG-SD	6.90	1.99	1.81
1	I	165	MET	CG-SD	6.89	1.99	1.81
1	A	165	MET	CG-SD	6.89	1.99	1.81
1	E	165	MET	CG-SD	6.89	1.99	1.81
1	D	165	MET	CG-SD	6.88	1.99	1.81
1	C	165	MET	CG-SD	6.87	1.99	1.81
1	K	165	MET	CG-SD	6.87	1.99	1.81
1	B	165	MET	CG-SD	6.87	1.99	1.81
1	L	165	MET	CG-SD	6.86	1.99	1.81
1	B	579	MET	CG-SD	6.22	1.97	1.81
1	F	579	MET	CG-SD	6.22	1.97	1.81
1	I	579	MET	CG-SD	6.22	1.97	1.81
1	G	579	MET	CG-SD	6.22	1.97	1.81
1	A	579	MET	CG-SD	6.21	1.97	1.81
1	C	579	MET	CG-SD	6.21	1.97	1.81
1	D	579	MET	CG-SD	6.21	1.97	1.81
1	J	579	MET	CG-SD	6.21	1.97	1.81
1	K	579	MET	CG-SD	6.21	1.97	1.81
1	H	579	MET	CG-SD	6.21	1.97	1.81
1	E	579	MET	CG-SD	6.18	1.97	1.81
1	L	579	MET	CG-SD	6.18	1.97	1.81
1	K	457	MET	CG-SD	6.14	1.97	1.81
1	H	457	MET	CG-SD	6.13	1.97	1.81
1	D	457	MET	CG-SD	6.13	1.97	1.81
1	J	457	MET	CG-SD	6.12	1.97	1.81
1	B	457	MET	CG-SD	6.12	1.97	1.81
1	C	457	MET	CG-SD	6.12	1.97	1.81
1	A	457	MET	CG-SD	6.12	1.97	1.81
1	E	457	MET	CG-SD	6.11	1.97	1.81
1	L	457	MET	CG-SD	6.11	1.97	1.81
1	G	457	MET	CG-SD	6.10	1.97	1.81
1	F	457	MET	CG-SD	6.10	1.97	1.81
1	I	457	MET	CG-SD	6.09	1.97	1.81
1	K	334	MET	CG-SD	6.02	1.96	1.81
1	E	334	MET	CG-SD	6.01	1.96	1.81
1	B	334	MET	CG-SD	6.00	1.96	1.81
1	G	334	MET	CG-SD	6.00	1.96	1.81
1	C	334	MET	CG-SD	6.00	1.96	1.81
1	A	334	MET	CG-SD	5.99	1.96	1.81

Continued on next page...

Continued from previous page...

Mol	Chain	Res	Type	Atoms	Z	Observed(Å)	Ideal(Å)
1	F	334	MET	CG-SD	5.99	1.96	1.81
1	J	334	MET	CG-SD	5.99	1.96	1.81
1	D	334	MET	CG-SD	5.99	1.96	1.81
1	L	334	MET	CG-SD	5.99	1.96	1.81
1	I	334	MET	CG-SD	5.99	1.96	1.81
1	H	334	MET	CG-SD	5.98	1.96	1.81
1	C	95	MET	CG-SD	5.93	1.96	1.81
1	E	95	MET	CG-SD	5.93	1.96	1.81
1	H	95	MET	CG-SD	5.93	1.96	1.81
1	K	95	MET	CG-SD	5.92	1.96	1.81
1	B	95	MET	CG-SD	5.92	1.96	1.81
1	A	95	MET	CG-SD	5.91	1.96	1.81
1	D	95	MET	CG-SD	5.91	1.96	1.81
1	J	95	MET	CG-SD	5.91	1.96	1.81
1	G	95	MET	CG-SD	5.90	1.96	1.81
1	F	95	MET	CG-SD	5.89	1.96	1.81
1	I	95	MET	CG-SD	5.89	1.96	1.81
1	L	95	MET	CG-SD	5.89	1.96	1.81
1	L	440	MET	CG-SD	5.59	1.95	1.81
1	C	440	MET	CG-SD	5.57	1.95	1.81
1	D	440	MET	CG-SD	5.57	1.95	1.81
1	G	440	MET	CG-SD	5.56	1.95	1.81
1	I	440	MET	CG-SD	5.56	1.95	1.81
1	J	440	MET	CG-SD	5.56	1.95	1.81
1	H	440	MET	CG-SD	5.56	1.95	1.81
1	B	440	MET	CG-SD	5.56	1.95	1.81
1	A	440	MET	CG-SD	5.55	1.95	1.81
1	E	440	MET	CG-SD	5.55	1.95	1.81
1	F	440	MET	CG-SD	5.55	1.95	1.81
1	K	440	MET	CG-SD	5.55	1.95	1.81
1	L	568	MET	CG-SD	5.51	1.95	1.81
1	D	567	MET	CG-SD	5.51	1.95	1.81
1	F	568	MET	CG-SD	5.50	1.95	1.81
1	B	567	MET	CG-SD	5.50	1.95	1.81
1	E	567	MET	CG-SD	5.50	1.95	1.81
1	I	567	MET	CG-SD	5.50	1.95	1.81
1	A	567	MET	CG-SD	5.50	1.95	1.81
1	F	567	MET	CG-SD	5.50	1.95	1.81
1	K	567	MET	CG-SD	5.50	1.95	1.81
1	L	567	MET	CG-SD	5.50	1.95	1.81
1	B	568	MET	CG-SD	5.50	1.95	1.81
1	C	568	MET	CG-SD	5.50	1.95	1.81

Continued on next page...

Continued from previous page...

Mol	Chain	Res	Type	Atoms	Z	Observed(Å)	Ideal(Å)
1	G	567	MET	CG-SD	5.49	1.95	1.81
1	J	567	MET	CG-SD	5.49	1.95	1.81
1	A	568	MET	CG-SD	5.49	1.95	1.81
1	C	567	MET	CG-SD	5.49	1.95	1.81
1	H	568	MET	CG-SD	5.49	1.95	1.81
1	I	568	MET	CG-SD	5.48	1.95	1.81
1	H	567	MET	CG-SD	5.48	1.95	1.81
1	D	568	MET	CG-SD	5.47	1.95	1.81
1	K	568	MET	CG-SD	5.47	1.95	1.81
1	J	568	MET	CG-SD	5.46	1.95	1.81
1	G	568	MET	CG-SD	5.46	1.95	1.81
1	E	568	MET	CG-SD	5.46	1.95	1.81
1	H	179	MET	CG-SD	5.40	1.95	1.81
1	L	179	MET	CG-SD	5.39	1.95	1.81
1	F	179	MET	CG-SD	5.39	1.95	1.81
1	B	179	MET	CG-SD	5.39	1.95	1.81
1	A	179	MET	CG-SD	5.39	1.95	1.81
1	K	179	MET	CG-SD	5.39	1.95	1.81
1	E	179	MET	CG-SD	5.38	1.95	1.81
1	C	179	MET	CG-SD	5.38	1.95	1.81
1	I	179	MET	CG-SD	5.37	1.95	1.81
1	G	179	MET	CG-SD	5.37	1.95	1.81
1	J	179	MET	CG-SD	5.37	1.95	1.81
1	D	179	MET	CG-SD	5.37	1.95	1.81
1	G	527	MET	CG-SD	5.21	1.94	1.81
1	K	527	MET	CG-SD	5.21	1.94	1.81
1	F	527	MET	CG-SD	5.20	1.94	1.81
1	E	527	MET	CG-SD	5.20	1.94	1.81
1	L	527	MET	CG-SD	5.20	1.94	1.81
1	A	527	MET	CG-SD	5.19	1.94	1.81
1	D	527	MET	CG-SD	5.19	1.94	1.81
1	I	527	MET	CG-SD	5.19	1.94	1.81
1	B	527	MET	CG-SD	5.19	1.94	1.81
1	K	404	MET	CG-SD	5.18	1.94	1.81
1	J	527	MET	CG-SD	5.17	1.94	1.81
1	C	527	MET	CG-SD	5.17	1.94	1.81
1	H	527	MET	CG-SD	5.17	1.94	1.81
1	B	404	MET	CG-SD	5.17	1.94	1.81
1	H	404	MET	CG-SD	5.16	1.94	1.81
1	A	404	MET	CG-SD	5.15	1.94	1.81
1	I	404	MET	CG-SD	5.15	1.94	1.81
1	G	404	MET	CG-SD	5.15	1.94	1.81

Continued on next page...

Continued from previous page...

Mol	Chain	Res	Type	Atoms	Z	Observed(Å)	Ideal(Å)
1	C	404	MET	CG-SD	5.14	1.94	1.81
1	E	404	MET	CG-SD	5.14	1.94	1.81
1	F	404	MET	CG-SD	5.13	1.94	1.81
1	L	404	MET	CG-SD	5.13	1.94	1.81
1	J	404	MET	CG-SD	5.13	1.94	1.81
1	D	404	MET	CG-SD	5.13	1.94	1.81

All (12) bond angle outliers are listed below:

Mol	Chain	Res	Type	Atoms	Z	Observed(^{o})	Ideal(^{o})
1	G	97	MET	CB-CG-SD	-6.24	93.67	112.40
1	E	97	MET	CB-CG-SD	-6.24	93.68	112.40
1	B	97	MET	CB-CG-SD	-6.24	93.68	112.40
1	A	97	MET	CB-CG-SD	-6.24	93.69	112.40
1	I	97	MET	CB-CG-SD	-6.24	93.69	112.40
1	H	97	MET	CB-CG-SD	-6.23	93.70	112.40
1	K	97	MET	CB-CG-SD	-6.23	93.71	112.40
1	L	97	MET	CB-CG-SD	-6.23	93.71	112.40
1	C	97	MET	CB-CG-SD	-6.23	93.71	112.40
1	D	97	MET	CB-CG-SD	-6.23	93.71	112.40
1	F	97	MET	CB-CG-SD	-6.23	93.72	112.40
1	J	97	MET	CB-CG-SD	-6.23	93.72	112.40

There are no chirality outliers.

All (12) planarity outliers are listed below:

Mol	Chain	Res	Type	Group
1	A	231	THR	Peptide
1	B	231	THR	Peptide
1	C	231	THR	Peptide
1	D	231	THR	Peptide
1	E	231	THR	Peptide
1	F	231	THR	Peptide
1	G	231	THR	Peptide
1	H	231	THR	Peptide
1	I	231	THR	Peptide
1	J	231	THR	Peptide
1	K	231	THR	Peptide
1	L	231	THR	Peptide

5.2 Too-close contacts (i)

In the following table, the Non-H and H(model) columns list the number of non-hydrogen atoms and hydrogen atoms in the chain respectively. The H(added) column lists the number of hydrogen atoms added and optimized by MolProbity. The Clashes column lists the number of clashes within the asymmetric unit, whereas Symm-Clashes lists symmetry-related clashes.

Mol	Chain	Non-H	H(model)	H(added)	Clashes	Symm-Clashes
1	A	5126	0	4586	548	9
1	B	5126	0	4586	522	0
1	C	5126	0	4586	499	0
1	D	5126	0	4586	559	0
1	E	5126	0	4586	551	8
1	F	5126	0	4586	522	1
1	G	5126	0	4586	538	0
1	H	5126	0	4586	509	3
1	I	5126	0	4586	516	0
1	J	5126	0	4586	516	3
1	K	5126	0	4586	510	0
1	L	5126	0	4586	538	0
All	All	61512	0	55032	5771	12

The all-atom clashscore is defined as the number of clashes found per 1000 atoms (including hydrogen atoms). The all-atom clashscore for this structure is 50.

All (5771) close contacts within the same asymmetric unit are listed below, sorted by their clash magnitude.

Atom-1	Atom-2	Interatomic distance (Å)	Clash overlap (Å)
1:A:58:ASP:OD2	1:L:322:LEU:CD1	1.73	1.35
1:G:322:LEU:HD12	1:H:58:ASP:OD2	1.23	1.34
1:I:322:LEU:HD12	1:J:58:ASP:OD2	1.26	1.34
1:F:322:LEU:HD12	1:G:58:ASP:OD2	1.19	1.32
1:H:322:LEU:HD12	1:I:58:ASP:OD2	1.19	1.31
1:J:322:LEU:HD12	1:K:58:ASP:OD2	1.21	1.27
1:F:322:LEU:CD1	1:G:58:ASP:OD2	1.84	1.26
1:E:322:LEU:HD12	1:F:58:ASP:OD2	1.34	1.25
1:D:322:LEU:HD12	1:E:58:ASP:OD2	1.15	1.25
1:J:322:LEU:CD1	1:K:58:ASP:OD2	1.83	1.24
1:G:322:LEU:CD1	1:H:58:ASP:OD2	1.87	1.22
1:B:322:LEU:HD12	1:C:58:ASP:OD2	1.36	1.21
1:A:58:ASP:OD2	1:L:322:LEU:HD12	1.02	1.20
1:A:322:LEU:CD1	1:B:58:ASP:OD2	1.91	1.18
1:H:322:LEU:CD1	1:I:58:ASP:OD2	1.91	1.16

Continued on next page...

Continued from previous page...

Atom-1	Atom-2	Interatomic distance (Å)	Clash overlap (Å)
1:A:322:LEU:HD12	1:B:58:ASP:OD2	1.38	1.16
1:I:322:LEU:CD1	1:J:58:ASP:OD2	1.94	1.14
1:A:561:ASP:HB2	1:L:89:ASP:HA	1.28	1.12
1:K:322:LEU:HD12	1:L:58:ASP:OD2	1.48	1.12
1:C:322:LEU:HD12	1:D:58:ASP:OD2	1.50	1.12
1:F:26:ARG:HG2	1:G:212:LEU:HD22	1.32	1.11
1:J:82:PRO:HD2	1:K:560:LEU:HD13	1.31	1.11
1:A:560:LEU:HD22	1:L:82:PRO:HG2	1.14	1.11
1:I:82:PRO:HG2	1:J:560:LEU:HD22	1.33	1.09
1:I:82:PRO:HD2	1:J:560:LEU:HD13	1.26	1.09
1:A:560:LEU:HD13	1:L:82:PRO:HD2	1.07	1.07
1:D:82:PRO:HD2	1:E:560:LEU:HD13	1.34	1.06
1:D:82:PRO:HG2	1:E:560:LEU:HD22	1.34	1.06
1:D:322:LEU:CD1	1:E:58:ASP:OD2	2.04	1.05
1:A:26:ARG:HG2	1:B:212:LEU:HD22	1.32	1.05
1:A:56:GLN:HB2	1:L:325:ASP:OD2	1.57	1.05
1:A:554:LEU:HD21	1:B:564:GLY:HA2	1.35	1.05
1:I:89:ASP:HA	1:J:561:ASP:HB2	1.37	1.05
1:G:82:PRO:HD2	1:H:560:LEU:HD13	1.38	1.04
1:C:554:LEU:HD21	1:D:564:GLY:HA2	1.40	1.03
1:E:322:LEU:CD1	1:F:58:ASP:OD2	2.05	1.03
1:K:77:ASP:HB2	1:K:523:SER:HA	1.40	1.03
1:A:77:ASP:HB2	1:A:523:SER:HA	1.40	1.02
1:I:77:ASP:HB2	1:I:523:SER:HA	1.40	1.02
1:F:77:ASP:HB2	1:F:523:SER:HA	1.40	1.02
1:J:77:ASP:HB2	1:J:523:SER:HA	1.40	1.02
1:D:77:ASP:HB2	1:D:523:SER:HA	1.40	1.01
1:L:77:ASP:HB2	1:L:523:SER:HA	1.40	1.01
1:C:322:LEU:CD1	1:D:58:ASP:OD2	2.09	1.00
1:B:77:ASP:HB2	1:B:523:SER:HA	1.40	1.00
1:C:77:ASP:HB2	1:C:523:SER:HA	1.40	1.00
1:E:77:ASP:HB2	1:E:523:SER:HA	1.40	0.99
1:G:77:ASP:HB2	1:G:523:SER:HA	1.40	0.99
1:H:77:ASP:HB2	1:H:523:SER:HA	1.40	0.99
1:F:82:PRO:HD2	1:G:560:LEU:HD13	1.40	0.99
1:H:236:GLN:HB2	1:H:265:LYS:HZ3	1.28	0.99
1:F:554:LEU:HD21	1:G:564:GLY:HA2	1.45	0.99
1:K:236:GLN:HB2	1:K:265:LYS:HZ3	1.28	0.99
1:F:78:VAL:HG21	1:F:444:LEU:HD11	1.46	0.98
1:J:78:VAL:HG21	1:J:444:LEU:HD11	1.46	0.98
1:D:78:VAL:HG21	1:D:444:LEU:HD11	1.46	0.98

Continued on next page...

Continued from previous page...

Atom-1	Atom-2	Interatomic distance (Å)	Clash overlap (Å)
1:A:72:ARG:HG2	1:L:434:THR:HG21	1.44	0.98
1:J:59:VAL:O	1:J:62:PRO:HD2	1.64	0.98
1:F:59:VAL:O	1:F:62:PRO:HD2	1.64	0.98
1:D:59:VAL:O	1:D:62:PRO:HD2	1.64	0.97
1:C:78:VAL:HG21	1:C:444:LEU:HD11	1.46	0.97
1:D:352:TRP:CZ2	1:E:385:PRO:HG2	1.99	0.97
1:J:82:PRO:HG2	1:K:560:LEU:HD22	1.42	0.97
1:A:78:VAL:HG21	1:A:444:LEU:HD11	1.46	0.97
1:K:78:VAL:HG21	1:K:444:LEU:HD11	1.46	0.97
1:C:59:VAL:O	1:C:62:PRO:HD2	1.64	0.97
1:G:89:ASP:HA	1:H:561:ASP:HB2	1.40	0.97
1:B:59:VAL:O	1:B:62:PRO:HD2	1.64	0.97
1:G:236:GLN:HB2	1:G:265:LYS:HZ3	1.29	0.97
1:H:82:PRO:HD2	1:I:560:LEU:HD13	1.46	0.97
1:B:322:LEU:CD1	1:C:58:ASP:OD2	2.11	0.96
1:E:78:VAL:HG21	1:E:444:LEU:HD11	1.46	0.96
1:A:59:VAL:O	1:A:62:PRO:HD2	1.64	0.96
1:E:59:VAL:O	1:E:62:PRO:HD2	1.64	0.96
1:E:554:LEU:HD21	1:F:564:GLY:HA2	1.47	0.96
1:K:59:VAL:O	1:K:62:PRO:HD2	1.64	0.96
1:L:59:VAL:O	1:L:62:PRO:HD2	1.64	0.96
1:A:546:THR:HG23	1:A:547:PRO:HD3	1.48	0.96
1:G:59:VAL:O	1:G:62:PRO:HD2	1.64	0.96
1:B:546:THR:HG23	1:B:547:PRO:HD3	1.48	0.96
1:H:78:VAL:HG21	1:H:444:LEU:HD11	1.46	0.96
1:E:546:THR:HG23	1:E:547:PRO:HD3	1.48	0.95
1:H:59:VAL:O	1:H:62:PRO:HD2	1.64	0.95
1:J:236:GLN:HB2	1:J:265:LYS:HZ3	1.30	0.95
1:A:82:PRO:HD2	1:B:560:LEU:HD13	1.48	0.95
1:B:78:VAL:HG21	1:B:444:LEU:HD11	1.46	0.95
1:I:14:ARG:HA	1:I:14:ARG:HE	1.31	0.95
1:J:26:ARG:HG2	1:K:212:LEU:HD22	1.46	0.95
1:L:78:VAL:HG21	1:L:444:LEU:HD11	1.46	0.95
1:G:78:VAL:HG21	1:G:444:LEU:HD11	1.46	0.95
1:I:78:VAL:HG21	1:I:444:LEU:HD11	1.46	0.95
1:A:561:ASP:OD2	1:L:92:ASP:HB3	1.65	0.95
1:D:411:ALA:CB	1:E:57:PHE:HD1	1.79	0.95
1:I:59:VAL:O	1:I:62:PRO:HD2	1.64	0.95
1:J:546:THR:HG23	1:J:547:PRO:HD3	1.48	0.95
1:A:14:ARG:HA	1:A:14:ARG:HE	1.31	0.95
1:C:236:GLN:HB2	1:C:265:LYS:HZ3	1.30	0.94

Continued on next page...

Continued from previous page...

Atom-1	Atom-2	Interatomic distance (Å)	Clash overlap (Å)
1:C:546:THR:HG23	1:C:547:PRO:HD3	1.48	0.94
1:E:14:ARG:HA	1:E:14:ARG:HE	1.31	0.94
1:J:14:ARG:HA	1:J:14:ARG:HE	1.31	0.94
1:L:546:THR:HG23	1:L:547:PRO:HD3	1.48	0.94
1:H:89:ASP:HA	1:I:561:ASP:HB2	1.50	0.94
1:K:546:THR:HG23	1:K:547:PRO:HD3	1.48	0.94
1:H:14:ARG:HE	1:H:14:ARG:HA	1.31	0.94
1:H:546:THR:HG23	1:H:547:PRO:HD3	1.48	0.94
1:J:89:ASP:HA	1:K:561:ASP:HB2	1.50	0.94
1:C:11:ILE:HD12	1:C:285:ALA:HA	1.50	0.94
1:G:546:THR:HG23	1:G:547:PRO:HD3	1.48	0.94
1:I:11:ILE:HD12	1:I:285:ALA:HA	1.50	0.94
1:A:236:GLN:HB2	1:A:265:LYS:HZ3	1.33	0.93
1:K:14:ARG:HA	1:K:14:ARG:HE	1.31	0.93
1:G:14:ARG:HA	1:G:14:ARG:HE	1.31	0.93
1:F:236:GLN:HB2	1:F:265:LYS:HZ3	1.33	0.93
1:A:11:ILE:HD12	1:A:285:ALA:HA	1.50	0.93
1:G:11:ILE:HD12	1:G:285:ALA:HA	1.50	0.93
1:G:82:PRO:HG2	1:H:560:LEU:HD22	1.50	0.93
1:D:546:THR:HG23	1:D:547:PRO:HD3	1.48	0.93
1:J:11:ILE:HD12	1:J:285:ALA:HA	1.50	0.93
1:I:236:GLN:HB2	1:I:265:LYS:HZ3	1.30	0.93
1:L:14:ARG:HA	1:L:14:ARG:HE	1.31	0.93
1:D:11:ILE:HD12	1:D:285:ALA:HA	1.50	0.92
1:B:511:ARG:HA	1:B:513:ARG:HD2	1.52	0.92
1:F:546:THR:HG23	1:F:547:PRO:HD3	1.48	0.92
1:F:14:ARG:HA	1:F:14:ARG:HE	1.31	0.92
1:J:511:ARG:HA	1:J:513:ARG:HD2	1.52	0.92
1:L:236:GLN:HB2	1:L:265:LYS:HZ3	1.35	0.92
1:B:14:ARG:HA	1:B:14:ARG:HE	1.31	0.92
1:D:14:ARG:HA	1:D:14:ARG:HE	1.31	0.92
1:B:82:PRO:HD2	1:C:560:LEU:HD13	1.52	0.92
1:D:511:ARG:HA	1:D:513:ARG:HD2	1.52	0.92
1:K:511:ARG:HA	1:K:513:ARG:HD2	1.52	0.92
1:E:511:ARG:HA	1:E:513:ARG:HD2	1.52	0.91
1:I:511:ARG:HA	1:I:513:ARG:HD2	1.52	0.91
1:L:511:ARG:HA	1:L:513:ARG:HD2	1.52	0.91
1:G:37:ARG:HB3	1:G:37:ARG:HH21	1.36	0.91
1:C:511:ARG:HA	1:C:513:ARG:HD2	1.52	0.91
1:E:82:PRO:HD2	1:F:560:LEU:HD13	1.52	0.91
1:I:546:THR:HG23	1:I:547:PRO:HD3	1.48	0.91

Continued on next page...

Continued from previous page...

Atom-1	Atom-2	Interatomic distance (Å)	Clash overlap (Å)
1:J:37:ARG:HH21	1:J:37:ARG:HB3	1.36	0.91
1:L:37:ARG:HB3	1:L:37:ARG:HH21	1.36	0.91
1:A:511:ARG:HA	1:A:513:ARG:HD2	1.52	0.91
1:H:511:ARG:HA	1:H:513:ARG:HD2	1.52	0.91
1:J:554:LEU:HD21	1:K:564:GLY:HA2	1.52	0.91
1:E:236:GLN:HB2	1:E:265:LYS:HZ3	1.35	0.91
1:H:11:ILE:HD12	1:H:285:ALA:HA	1.50	0.91
1:C:14:ARG:HA	1:C:14:ARG:HE	1.31	0.91
1:D:401:ASN:OD1	1:E:341:VAL:HG13	1.70	0.91
1:G:26:ARG:HG2	1:H:212:LEU:HD22	1.53	0.91
1:C:37:ARG:HB3	1:C:37:ARG:HH21	1.36	0.90
1:D:37:ARG:HB3	1:D:37:ARG:HH21	1.36	0.90
1:B:11:ILE:HD12	1:B:285:ALA:HA	1.50	0.90
1:K:11:ILE:HD12	1:K:285:ALA:HA	1.50	0.90
1:E:11:ILE:HD12	1:E:285:ALA:HA	1.50	0.90
1:F:34:PHE:HZ	1:F:328:ARG:HH22	1.19	0.90
1:G:77:ASP:HB2	1:G:523:SER:CA	2.02	0.90
1:F:11:ILE:HD12	1:F:285:ALA:HA	1.50	0.90
1:F:37:ARG:HB3	1:F:37:ARG:HH21	1.36	0.90
1:B:37:ARG:HH21	1:B:37:ARG:HB3	1.36	0.90
1:D:77:ASP:HB2	1:D:523:SER:CA	2.02	0.90
1:I:37:ARG:HB3	1:I:37:ARG:HH21	1.36	0.90
1:A:37:ARG:HB3	1:A:37:ARG:HH21	1.36	0.90
1:H:37:ARG:HH21	1:H:37:ARG:HB3	1.36	0.90
1:E:77:ASP:HB2	1:E:523:SER:CA	2.02	0.90
1:F:89:ASP:HA	1:G:561:ASP:HB2	1.54	0.90
1:L:11:ILE:HD12	1:L:285:ALA:HA	1.50	0.90
1:L:77:ASP:HB2	1:L:523:SER:CA	2.02	0.90
1:B:77:ASP:HB2	1:B:523:SER:CA	2.01	0.90
1:D:236:GLN:HB2	1:D:265:LYS:HZ3	1.36	0.90
1:C:77:ASP:HB2	1:C:523:SER:CA	2.02	0.89
1:G:511:ARG:HA	1:G:513:ARG:HD2	1.52	0.89
1:I:34:PHE:HZ	1:I:328:ARG:HH22	1.19	0.89
1:J:77:ASP:HB2	1:J:523:SER:CA	2.01	0.89
1:K:37:ARG:HB3	1:K:37:ARG:HH21	1.36	0.89
1:K:77:ASP:HB2	1:K:523:SER:CA	2.02	0.89
1:F:82:PRO:HG2	1:G:560:LEU:HD22	1.53	0.89
1:F:511:ARG:HA	1:F:513:ARG:HD2	1.52	0.89
1:B:236:GLN:HB2	1:B:265:LYS:HZ3	1.35	0.89
1:E:37:ARG:HH21	1:E:37:ARG:HB3	1.36	0.89
1:F:77:ASP:HB2	1:F:523:SER:CA	2.02	0.89

Continued on next page...

Continued from previous page...

Atom-1	Atom-2	Interatomic distance (Å)	Clash overlap (Å)
1:I:77:ASP:HB2	1:I:523:SER:CA	2.02	0.89
1:A:210:PRO:HD2	1:A:211:TRP:CZ3	2.08	0.89
1:B:210:PRO:HD2	1:B:211:TRP:CZ3	2.08	0.89
1:C:27:ARG:HG2	1:D:212:LEU:HD13	1.53	0.89
1:D:309:PHE:HB2	1:E:150:HIS:CG	2.08	0.89
1:J:210:PRO:HD2	1:J:211:TRP:CZ3	2.08	0.89
1:D:138:THR:H	1:D:143:VAL:HG22	1.37	0.89
1:A:77:ASP:HB2	1:A:523:SER:CA	2.02	0.89
1:C:34:PHE:HZ	1:C:328:ARG:HH22	1.19	0.89
1:H:77:ASP:HB2	1:H:523:SER:CA	2.02	0.89
1:F:210:PRO:HD2	1:F:211:TRP:CZ3	2.08	0.88
1:I:25:ALA:O	1:I:29:ALA:HB3	1.73	0.88
1:D:378:ASP:OD2	1:E:376:ARG:NH2	2.06	0.88
1:D:390:ALA:CB	1:E:387:GLN:HB2	2.04	0.88
1:E:26:ARG:HG2	1:F:212:LEU:HD22	1.55	0.88
1:E:210:PRO:HD2	1:E:211:TRP:CZ3	2.08	0.88
1:F:25:ALA:O	1:F:29:ALA:HB3	1.74	0.88
1:G:89:ASP:HA	1:H:561:ASP:CB	2.03	0.88
1:J:577:ILE:HG12	1:J:582:LYS:HG2	1.56	0.88
1:B:34:PHE:HZ	1:B:328:ARG:HH22	1.19	0.88
1:G:210:PRO:HD2	1:G:211:TRP:CZ3	2.08	0.88
1:L:25:ALA:O	1:L:29:ALA:HB3	1.73	0.88
1:D:34:PHE:HZ	1:D:328:ARG:HH22	1.19	0.88
1:D:411:ALA:HB1	1:E:57:PHE:HD1	1.37	0.88
1:K:210:PRO:HD2	1:K:211:TRP:CZ3	2.08	0.88
1:C:210:PRO:HD2	1:C:211:TRP:CZ3	2.08	0.88
1:L:210:PRO:HD2	1:L:211:TRP:CZ3	2.08	0.88
1:E:34:PHE:HZ	1:E:328:ARG:HH22	1.19	0.88
1:J:34:PHE:HZ	1:J:328:ARG:HH22	1.19	0.88
1:K:25:ALA:O	1:K:29:ALA:HB3	1.73	0.88
1:K:427:GLY:HA3	1:K:429:GLN:HE22	1.39	0.88
1:D:210:PRO:HD2	1:D:211:TRP:CZ3	2.08	0.88
1:F:138:THR:HG23	1:F:143:VAL:HG22	1.56	0.88
1:J:138:THR:HG23	1:J:143:VAL:HG22	1.56	0.88
1:D:577:ILE:HG12	1:D:582:LYS:HG2	1.56	0.88
1:I:138:THR:HG23	1:I:143:VAL:HG22	1.56	0.88
1:C:25:ALA:O	1:C:29:ALA:HB3	1.73	0.88
1:H:210:PRO:HD2	1:H:211:TRP:CZ3	2.08	0.88
1:I:210:PRO:HD2	1:I:211:TRP:CZ3	2.08	0.88
1:J:25:ALA:O	1:J:29:ALA:HB3	1.73	0.88
1:K:554:LEU:HD21	1:L:564:GLY:HA2	1.56	0.88

Continued on next page...

Continued from previous page...

Atom-1	Atom-2	Interatomic distance (Å)	Clash overlap (Å)
1:L:587:PRO:HD2	1:L:589:GLU:HG3	1.56	0.88
1:E:587:PRO:HD2	1:E:589:GLU:HG3	1.56	0.88
1:F:138:THR:H	1:F:143:VAL:HG22	1.37	0.88
1:H:587:PRO:HD2	1:H:589:GLU:HG3	1.56	0.88
1:E:138:THR:HG23	1:E:143:VAL:HG22	1.56	0.87
1:E:577:ILE:HG12	1:E:582:LYS:HG2	1.56	0.87
1:I:577:ILE:HG12	1:I:582:LYS:HG2	1.56	0.87
1:J:138:THR:H	1:J:143:VAL:HG22	1.37	0.87
1:A:25:ALA:O	1:A:29:ALA:HB3	1.73	0.87
1:C:577:ILE:HG12	1:C:582:LYS:HG2	1.56	0.87
1:C:138:THR:H	1:C:143:VAL:HG22	1.37	0.87
1:F:577:ILE:HG12	1:F:582:LYS:HG2	1.56	0.87
1:L:427:GLY:HA3	1:L:429:GLN:HE22	1.39	0.87
1:H:25:ALA:O	1:H:29:ALA:HB3	1.73	0.87
1:B:138:THR:HG23	1:B:143:VAL:HG22	1.56	0.87
1:E:25:ALA:O	1:E:29:ALA:HB3	1.74	0.87
1:L:138:THR:H	1:L:143:VAL:HG22	1.37	0.87
1:D:25:ALA:O	1:D:29:ALA:HB3	1.73	0.87
1:G:34:PHE:HZ	1:G:328:ARG:HH22	1.19	0.87
1:H:26:ARG:HG2	1:I:212:LEU:HD22	1.57	0.87
1:A:577:ILE:HG12	1:A:582:LYS:HG2	1.56	0.87
1:B:587:PRO:HD2	1:B:589:GLU:HG3	1.56	0.87
1:A:587:PRO:HD2	1:A:589:GLU:HG3	1.56	0.86
1:G:427:GLY:HA3	1:G:429:GLN:HE22	1.39	0.86
1:H:144:ILE:HG12	1:H:447:TYR:HE1	1.40	0.86
1:I:587:PRO:HD2	1:I:589:GLU:HG3	1.56	0.86
1:J:427:GLY:HA3	1:J:429:GLN:HE22	1.39	0.86
1:L:577:ILE:HG12	1:L:582:LYS:HG2	1.56	0.86
1:A:138:THR:H	1:A:143:VAL:HG22	1.37	0.86
1:B:25:ALA:O	1:B:29:ALA:HB3	1.74	0.86
1:C:144:ILE:HG12	1:C:447:TYR:HE1	1.40	0.86
1:D:427:GLY:HA3	1:D:429:GLN:HE22	1.39	0.86
1:G:25:ALA:O	1:G:29:ALA:HB3	1.73	0.86
1:L:144:ILE:HG12	1:L:447:TYR:HE1	1.40	0.86
1:C:587:PRO:HD2	1:C:589:GLU:HG3	1.56	0.86
1:G:144:ILE:HG12	1:G:447:TYR:HE1	1.40	0.86
1:H:34:PHE:HZ	1:H:328:ARG:HH22	1.19	0.86
1:H:427:GLY:HA3	1:H:429:GLN:HE22	1.39	0.86
1:A:427:GLY:HA3	1:A:429:GLN:HE22	1.39	0.86
1:F:27:ARG:CZ	1:G:211:TRP:HB3	2.05	0.86
1:G:138:THR:H	1:G:143:VAL:HG22	1.37	0.86

Continued on next page...

Continued from previous page...

Atom-1	Atom-2	Interatomic distance (Å)	Clash overlap (Å)
1:I:138:THR:H	1:I:143:VAL:HG22	1.37	0.86
1:A:57:PHE:HD1	1:L:411:ALA:HB1	1.38	0.86
1:A:72:ARG:CG	1:L:434:THR:HG21	2.05	0.86
1:A:138:THR:HG23	1:A:143:VAL:HG22	1.56	0.86
1:A:322:LEU:HD11	1:B:58:ASP:OD2	1.75	0.86
1:B:138:THR:H	1:B:143:VAL:HG22	1.37	0.86
1:B:577:ILE:HG12	1:B:582:LYS:HG2	1.56	0.86
1:D:138:THR:HG23	1:D:143:VAL:HG22	1.56	0.86
1:H:82:PRO:HG2	1:I:560:LEU:HD22	1.55	0.86
1:B:82:PRO:HG2	1:C:560:LEU:HD22	1.57	0.86
1:E:138:THR:H	1:E:143:VAL:HG22	1.37	0.86
1:I:427:GLY:HA3	1:I:429:GLN:HE22	1.39	0.86
1:J:434:THR:HG21	1:K:72:ARG:HG2	1.57	0.86
1:K:144:ILE:HG12	1:K:447:TYR:HE1	1.40	0.86
1:B:144:ILE:HG12	1:B:447:TYR:HE1	1.40	0.86
1:F:398:PRO:HB3	1:G:395:PRO:HD2	1.58	0.86
1:G:138:THR:HG23	1:G:143:VAL:HG22	1.56	0.86
1:D:144:ILE:HG12	1:D:447:TYR:HE1	1.40	0.86
1:H:577:ILE:HG12	1:H:582:LYS:HG2	1.56	0.86
1:H:138:THR:HG23	1:H:143:VAL:HG22	1.56	0.86
1:A:560:LEU:HD22	1:L:82:PRO:CG	2.03	0.86
1:A:350:PHE:HA	1:B:372:TYR:O	1.75	0.85
1:B:427:GLY:HA3	1:B:429:GLN:HE22	1.39	0.85
1:E:427:GLY:HA3	1:E:429:GLN:HE22	1.39	0.85
1:K:138:THR:HG23	1:K:143:VAL:HG22	1.56	0.85
1:A:34:PHE:HZ	1:A:328:ARG:HH22	1.19	0.85
1:C:138:THR:HG23	1:C:143:VAL:HG22	1.56	0.85
1:G:577:ILE:HG12	1:G:582:LYS:HG2	1.55	0.85
1:K:587:PRO:HD2	1:K:589:GLU:HG3	1.56	0.85
1:L:138:THR:HG23	1:L:143:VAL:HG22	1.56	0.85
1:G:587:PRO:HD2	1:G:589:GLU:HG3	1.56	0.85
1:H:138:THR:H	1:H:143:VAL:HG22	1.37	0.85
1:J:587:PRO:HD2	1:J:589:GLU:HG3	1.56	0.85
1:K:34:PHE:HZ	1:K:328:ARG:HH22	1.19	0.85
1:B:89:ASP:HA	1:C:561:ASP:HB2	1.57	0.85
1:D:587:PRO:HD2	1:D:589:GLU:HG3	1.56	0.85
1:K:138:THR:H	1:K:143:VAL:HG22	1.37	0.85
1:C:427:GLY:HA3	1:C:429:GLN:HE22	1.39	0.85
1:E:27:ARG:HG2	1:F:212:LEU:HD13	1.58	0.85
1:I:144:ILE:HG12	1:I:447:TYR:HE1	1.40	0.85
1:K:577:ILE:HG12	1:K:582:LYS:HG2	1.56	0.85

Continued on next page...

Continued from previous page...

Atom-1	Atom-2	Interatomic distance (Å)	Clash overlap (Å)
1:L:34:PHE:HZ	1:L:328:ARG:HH22	1.19	0.85
1:D:89:ASP:HA	1:E:561:ASP:HB2	1.59	0.85
1:A:560:LEU:CD1	1:L:82:PRO:HD2	2.00	0.85
1:A:561:ASP:CB	1:L:89:ASP:HA	2.07	0.84
1:E:144:ILE:HG12	1:E:447:TYR:HE1	1.40	0.84
1:F:587:PRO:HD2	1:F:589:GLU:HG3	1.56	0.84
1:J:144:ILE:HG12	1:J:447:TYR:HE1	1.40	0.84
1:G:413:LYS:HA	1:G:416:ALA:HB3	1.60	0.84
1:G:41:TRP:CE3	1:G:42:ASP:O	2.31	0.84
1:I:14:ARG:HA	1:I:14:ARG:NE	1.93	0.84
1:J:14:ARG:HA	1:J:14:ARG:NE	1.93	0.84
1:J:41:TRP:CE3	1:J:42:ASP:O	2.31	0.84
1:K:41:TRP:CE3	1:K:42:ASP:O	2.31	0.84
1:C:26:ARG:HG2	1:D:212:LEU:HD22	1.57	0.84
1:A:144:ILE:HG12	1:A:447:TYR:HE1	1.40	0.84
1:K:413:LYS:HA	1:K:416:ALA:HB3	1.60	0.84
1:L:99:ARG:NH1	1:L:524:PHE:HB2	1.93	0.84
1:A:99:ARG:NH1	1:A:524:PHE:HB2	1.93	0.84
1:D:41:TRP:CE3	1:D:42:ASP:O	2.31	0.84
1:F:427:GLY:HA3	1:F:429:GLN:HE22	1.39	0.84
1:I:41:TRP:CE3	1:I:42:ASP:O	2.31	0.84
1:K:99:ARG:NH1	1:K:524:PHE:HB2	1.93	0.84
1:A:41:TRP:CE3	1:A:42:ASP:O	2.31	0.83
1:A:66:LYS:HZ3	1:A:420:VAL:HG21	1.42	0.83
1:E:41:TRP:CE3	1:E:42:ASP:O	2.31	0.83
1:J:99:ARG:NH1	1:J:524:PHE:HB2	1.93	0.83
1:F:27:ARG:HG2	1:G:212:LEU:HD13	1.59	0.83
1:F:413:LYS:HA	1:F:416:ALA:HB3	1.60	0.83
1:D:413:LYS:HA	1:D:416:ALA:HB3	1.60	0.83
1:G:99:ARG:NH1	1:G:524:PHE:HB2	1.93	0.83
1:F:41:TRP:CE3	1:F:42:ASP:O	2.31	0.83
1:J:413:LYS:HA	1:J:416:ALA:HB3	1.60	0.83
1:A:27:ARG:CZ	1:B:211:TRP:HB3	2.09	0.83
1:B:99:ARG:NH1	1:B:524:PHE:HB2	1.93	0.83
1:I:99:ARG:NH1	1:I:524:PHE:HB2	1.93	0.83
1:F:14:ARG:HA	1:F:14:ARG:NE	1.93	0.83
1:F:99:ARG:NH1	1:F:524:PHE:HB2	1.93	0.83
1:B:41:TRP:CE3	1:B:42:ASP:O	2.31	0.83
1:D:99:ARG:NH1	1:D:524:PHE:HB2	1.93	0.83
1:D:411:ALA:CB	1:E:57:PHE:CD1	2.61	0.83
1:F:144:ILE:HG12	1:F:447:TYR:HE1	1.40	0.83

Continued on next page...

Continued from previous page...

Atom-1	Atom-2	Interatomic distance (Å)	Clash overlap (Å)
1:C:82:PRO:HD2	1:D:560:LEU:HD13	1.61	0.83
1:D:26:ARG:HG2	1:E:212:LEU:HD22	1.59	0.83
1:A:27:ARG:HG2	1:B:212:LEU:HD13	1.61	0.83
1:E:413:LYS:HA	1:E:416:ALA:HB3	1.60	0.83
1:L:41:TRP:CE3	1:L:42:ASP:O	2.31	0.82
1:H:41:TRP:CE3	1:H:42:ASP:O	2.31	0.82
1:H:99:ARG:NH1	1:H:524:PHE:HB2	1.93	0.82
1:C:41:TRP:CE3	1:C:42:ASP:O	2.31	0.82
1:C:99:ARG:NH1	1:C:524:PHE:HB2	1.93	0.82
1:D:348:LYS:HB2	1:E:372:TYR:CE2	2.13	0.82
1:E:82:PRO:HG2	1:F:560:LEU:HD22	1.61	0.82
1:B:413:LYS:HA	1:B:416:ALA:HB3	1.60	0.82
1:E:99:ARG:NH1	1:E:524:PHE:HB2	1.93	0.82
1:F:434:THR:HG21	1:G:72:ARG:HG2	1.62	0.82
1:D:415:VAL:HA	1:E:62:PRO:HG3	1.62	0.82
1:B:235:TYR:HA	1:B:265:LYS:HB3	1.62	0.82
1:H:413:LYS:HA	1:H:416:ALA:HB3	1.60	0.82
1:A:235:TYR:HA	1:A:265:LYS:HB3	1.62	0.82
1:A:413:LYS:HA	1:A:416:ALA:HB3	1.60	0.82
1:C:14:ARG:HA	1:C:14:ARG:NE	1.93	0.82
1:L:413:LYS:HA	1:L:416:ALA:HB3	1.60	0.82
1:D:14:ARG:HA	1:D:14:ARG:NE	1.93	0.81
1:H:235:TYR:HA	1:H:265:LYS:HB3	1.62	0.81
1:I:235:TYR:HA	1:I:265:LYS:HB3	1.62	0.81
1:B:34:PHE:HE2	1:B:45:LEU:HG	1.45	0.81
1:E:235:TYR:HA	1:E:265:LYS:HB3	1.62	0.81
1:G:34:PHE:HE2	1:G:45:LEU:HG	1.45	0.81
1:I:413:LYS:HA	1:I:416:ALA:HB3	1.60	0.81
1:A:82:PRO:HG2	1:B:560:LEU:HD22	1.63	0.81
1:H:34:PHE:HE2	1:H:45:LEU:HG	1.45	0.81
1:L:66:LYS:HZ3	1:L:420:VAL:HG21	1.44	0.81
1:L:235:TYR:HA	1:L:265:LYS:HB3	1.62	0.81
1:K:322:LEU:CD1	1:L:58:ASP:OD2	2.27	0.81
1:I:34:PHE:HE2	1:I:45:LEU:HG	1.45	0.81
1:K:14:ARG:HA	1:K:14:ARG:NE	1.93	0.81
1:J:235:TYR:HA	1:J:265:LYS:HB3	1.62	0.81
1:A:56:GLN:HE21	1:A:58:ASP:HB2	1.46	0.81
1:G:14:ARG:HA	1:G:14:ARG:NE	1.93	0.81
1:G:89:ASP:CA	1:H:561:ASP:HB2	2.11	0.81
1:B:56:GLN:HE21	1:B:58:ASP:HB2	1.46	0.81
1:C:413:LYS:HA	1:C:416:ALA:HB3	1.60	0.81

Continued on next page...

Continued from previous page...

Atom-1	Atom-2	Interatomic distance (Å)	Clash overlap (Å)
1:A:89:ASP:HA	1:B:561:ASP:HB2	1.61	0.81
1:I:89:ASP:HA	1:J:561:ASP:CB	2.10	0.81
1:L:14:ARG:HA	1:L:14:ARG:NE	1.93	0.81
1:H:554:LEU:HD21	1:I:564:GLY:HA2	1.63	0.80
1:I:56:GLN:HE21	1:I:58:ASP:HB2	1.46	0.80
1:C:235:TYR:HA	1:C:265:LYS:HB3	1.62	0.80
1:C:34:PHE:HE2	1:C:45:LEU:HG	1.45	0.80
1:D:236:GLN:CB	1:D:265:LYS:HZ3	1.94	0.80
1:G:235:TYR:HA	1:G:265:LYS:HB3	1.62	0.80
1:L:34:PHE:HE2	1:L:45:LEU:HG	1.45	0.80
1:E:34:PHE:O	1:E:37:ARG:HB2	1.82	0.80
1:E:34:PHE:HE2	1:E:45:LEU:HG	1.45	0.80
1:F:235:TYR:HA	1:F:265:LYS:HB3	1.62	0.80
1:F:49:THR:O	1:F:49:THR:HG22	1.82	0.80
1:A:34:PHE:O	1:A:37:ARG:HB2	1.82	0.80
1:A:212:LEU:HD22	1:L:26:ARG:HG2	1.64	0.80
1:K:34:PHE:O	1:K:37:ARG:HB2	1.82	0.80
1:L:49:THR:O	1:L:49:THR:HG22	1.82	0.80
1:D:56:GLN:HE21	1:D:58:ASP:HB2	1.46	0.80
1:D:325:ASP:OD2	1:E:56:GLN:HB2	1.80	0.80
1:E:14:ARG:HA	1:E:14:ARG:NE	1.93	0.80
1:G:34:PHE:O	1:G:37:ARG:HB2	1.82	0.80
1:C:34:PHE:O	1:C:37:ARG:HB2	1.82	0.80
1:B:34:PHE:O	1:B:37:ARG:HB2	1.82	0.80
1:E:89:ASP:HA	1:F:561:ASP:HB2	1.64	0.80
1:I:34:PHE:O	1:I:37:ARG:HB2	1.82	0.80
1:C:56:GLN:HE21	1:C:58:ASP:HB2	1.46	0.80
1:E:49:THR:HG22	1:E:49:THR:O	1.82	0.80
1:H:49:THR:HG22	1:H:49:THR:O	1.82	0.80
1:B:158:TRP:HB3	1:B:173:CYS:HA	1.65	0.79
1:E:56:GLN:HE21	1:E:58:ASP:HB2	1.46	0.79
1:C:158:TRP:HB3	1:C:173:CYS:HA	1.65	0.79
1:H:14:ARG:HA	1:H:14:ARG:NE	1.93	0.79
1:J:34:PHE:O	1:J:37:ARG:HB2	1.82	0.79
1:A:400:ALA:CB	1:B:395:PRO:HB2	2.12	0.79
1:F:322:LEU:HD11	1:G:58:ASP:OD2	1.83	0.79
1:I:325:ASP:OD2	1:J:56:GLN:HB2	1.81	0.79
1:J:49:THR:HG22	1:J:49:THR:O	1.82	0.79
1:J:56:GLN:HE21	1:J:58:ASP:HB2	1.46	0.79
1:A:37:ARG:HB3	1:A:37:ARG:NH2	1.98	0.79
1:K:34:PHE:HE2	1:K:45:LEU:HG	1.45	0.79

Continued on next page...

Continued from previous page...

Atom-1	Atom-2	Interatomic distance (Å)	Clash overlap (Å)
1:A:34:PHE:HE2	1:A:45:LEU:HG	1.45	0.79
1:D:34:PHE:HE2	1:D:45:LEU:HG	1.45	0.79
1:G:49:THR:O	1:G:49:THR:HG22	1.82	0.79
1:I:37:ARG:HB3	1:I:37:ARG:NH2	1.98	0.79
1:J:37:ARG:HB3	1:J:37:ARG:NH2	1.98	0.79
1:B:14:ARG:HA	1:B:14:ARG:NE	1.93	0.79
1:D:235:TYR:HA	1:D:265:LYS:HB3	1.62	0.79
1:A:14:ARG:HA	1:A:14:ARG:NE	1.93	0.79
1:F:158:TRP:HB3	1:F:173:CYS:HA	1.64	0.79
1:L:34:PHE:O	1:L:37:ARG:HB2	1.82	0.79
1:C:66:LYS:HZ3	1:C:420:VAL:HG21	1.48	0.79
1:D:92:ASP:HB3	1:E:561:ASP:OD2	1.82	0.79
1:J:34:PHE:HE2	1:J:45:LEU:HG	1.45	0.79
1:L:37:ARG:HB3	1:L:37:ARG:NH2	1.98	0.79
1:B:49:THR:HG22	1:B:49:THR:O	1.82	0.79
1:G:37:ARG:HB3	1:G:37:ARG:NH2	1.98	0.79
1:H:158:TRP:HB3	1:H:173:CYS:HA	1.65	0.79
1:L:56:GLN:HE21	1:L:58:ASP:HB2	1.46	0.79
1:D:34:PHE:O	1:D:37:ARG:HB2	1.82	0.79
1:G:506:VAL:HG12	1:G:507:LEU:HG	1.65	0.79
1:J:158:TRP:HB3	1:J:173:CYS:HA	1.65	0.79
1:K:158:TRP:HB3	1:K:173:CYS:HA	1.65	0.79
1:A:158:TRP:HB3	1:A:173:CYS:HA	1.65	0.78
1:H:411:ALA:HB1	1:I:57:PHE:HD1	1.48	0.78
1:I:506:VAL:HG12	1:I:507:LEU:HG	1.65	0.78
1:D:45:LEU:HD21	1:D:328:ARG:HH21	1.49	0.78
1:I:49:THR:O	1:I:49:THR:HG22	1.82	0.78
1:K:27:ARG:HG2	1:L:212:LEU:HD13	1.65	0.78
1:K:56:GLN:HE21	1:K:58:ASP:HB2	1.46	0.78
1:K:235:TYR:HA	1:K:265:LYS:HB3	1.62	0.78
1:F:56:GLN:HE21	1:F:58:ASP:HB2	1.46	0.78
1:H:34:PHE:O	1:H:37:ARG:HB2	1.82	0.78
1:H:56:GLN:HE21	1:H:58:ASP:HB2	1.46	0.78
1:I:434:THR:HG21	1:J:72:ARG:HG2	1.64	0.78
1:B:37:ARG:HB3	1:B:37:ARG:NH2	1.98	0.78
1:B:506:VAL:HG12	1:B:507:LEU:HG	1.65	0.78
1:E:379:GLU:O	1:E:380:ASN:HB2	1.84	0.78
1:H:37:ARG:HB3	1:H:37:ARG:NH2	1.98	0.78
1:K:45:LEU:HD21	1:K:328:ARG:HH21	1.49	0.78
1:D:158:TRP:HB3	1:D:173:CYS:HA	1.65	0.78
1:G:434:THR:HG21	1:H:72:ARG:HG2	1.65	0.78

Continued on next page...

Continued from previous page...

Atom-1	Atom-2	Interatomic distance (Å)	Clash overlap (Å)
1:D:49:THR:O	1:D:49:THR:HG22	1.82	0.78
1:F:34:PHE:O	1:F:37:ARG:HB2	1.82	0.78
1:L:158:TRP:HB3	1:L:173:CYS:HA	1.65	0.78
1:A:49:THR:O	1:A:49:THR:HG22	1.82	0.78
1:C:37:ARG:HB3	1:C:37:ARG:NH2	1.98	0.78
1:C:49:THR:O	1:C:49:THR:HG22	1.82	0.78
1:D:37:ARG:HB3	1:D:37:ARG:NH2	1.98	0.78
1:G:56:GLN:HE21	1:G:58:ASP:HB2	1.46	0.78
1:H:236:GLN:CB	1:H:265:LYS:HZ3	1.97	0.78
1:H:379:GLU:O	1:H:380:ASN:HB2	1.84	0.78
1:J:506:VAL:HG12	1:J:507:LEU:HG	1.65	0.78
1:E:37:ARG:HB3	1:E:37:ARG:NH2	1.98	0.78
1:F:34:PHE:HE2	1:F:45:LEU:HG	1.45	0.78
1:J:427:GLY:HA3	1:J:429:GLN:NE2	1.99	0.78
1:K:49:THR:O	1:K:49:THR:HG22	1.82	0.78
1:E:158:TRP:HB3	1:E:173:CYS:HA	1.65	0.78
1:F:56:GLN:NE2	1:F:58:ASP:HB2	1.99	0.78
1:H:45:LEU:HD21	1:H:328:ARG:HH21	1.49	0.78
1:A:561:ASP:HB2	1:L:89:ASP:CA	2.12	0.77
1:D:379:GLU:O	1:D:380:ASN:HB2	1.84	0.77
1:G:158:TRP:HB3	1:G:173:CYS:HA	1.65	0.77
1:H:56:GLN:NE2	1:H:58:ASP:HB2	1.99	0.77
1:C:56:GLN:NE2	1:C:58:ASP:HB2	1.99	0.77
1:D:352:TRP:CE2	1:E:385:PRO:HG2	2.20	0.77
1:D:554:LEU:HD22	1:E:567:MET:HE2	1.67	0.77
1:G:427:GLY:HA3	1:G:429:GLN:NE2	1.99	0.77
1:I:26:ARG:HG2	1:J:212:LEU:HD22	1.66	0.77
1:C:427:GLY:HA3	1:C:429:GLN:NE2	1.99	0.77
1:F:427:GLY:HA3	1:F:429:GLN:NE2	1.99	0.77
1:K:352:TRP:HD1	1:L:374:LEU:O	1.67	0.77
1:K:506:VAL:HG12	1:K:507:LEU:HG	1.65	0.77
1:A:57:PHE:CD1	1:L:411:ALA:HB1	2.20	0.77
1:E:45:LEU:HD21	1:E:328:ARG:HH21	1.49	0.77
1:E:506:VAL:HG12	1:E:507:LEU:HG	1.65	0.77
1:I:158:TRP:HB3	1:I:173:CYS:HA	1.65	0.77
1:L:379:GLU:O	1:L:380:ASN:HB2	1.84	0.77
1:A:56:GLN:CB	1:L:325:ASP:OD2	2.32	0.77
1:A:506:VAL:HG12	1:A:507:LEU:HG	1.65	0.77
1:B:379:GLU:O	1:B:380:ASN:HB2	1.84	0.77
1:C:45:LEU:HD21	1:C:328:ARG:HH21	1.49	0.77
1:E:427:GLY:HA3	1:E:429:GLN:NE2	1.99	0.77

Continued on next page...

Continued from previous page...

Atom-1	Atom-2	Interatomic distance (Å)	Clash overlap (Å)
1:K:379:GLU:O	1:K:380:ASN:HB2	1.84	0.77
1:L:506:VAL:HG12	1:L:507:LEU:HG	1.65	0.77
1:E:56:GLN:NE2	1:E:58:ASP:HB2	1.99	0.77
1:F:506:VAL:HG12	1:F:507:LEU:HG	1.65	0.77
1:K:56:GLN:NE2	1:K:58:ASP:HB2	1.99	0.77
1:L:227:GLU:HA	1:L:274:ARG:HA	1.67	0.77
1:B:45:LEU:HD21	1:B:328:ARG:HH21	1.49	0.77
1:K:227:GLU:HA	1:K:274:ARG:HA	1.67	0.77
1:A:56:GLN:NE2	1:A:58:ASP:HB2	1.99	0.77
1:A:209:PHE:N	1:A:210:PRO:HD3	2.00	0.77
1:A:348:LYS:HB3	1:B:371:TYR:HA	1.67	0.77
1:B:56:GLN:NE2	1:B:58:ASP:HB2	1.99	0.77
1:H:427:GLY:HA3	1:H:429:GLN:NE2	1.99	0.77
1:J:322:LEU:HD11	1:K:58:ASP:OD2	1.79	0.77
1:K:37:ARG:HB3	1:K:37:ARG:NH2	1.98	0.77
1:A:427:GLY:HA3	1:A:429:GLN:NE2	1.99	0.77
1:C:227:GLU:HA	1:C:274:ARG:HA	1.67	0.77
1:D:348:LYS:HB2	1:E:372:TYR:CD2	2.19	0.77
1:F:379:GLU:O	1:F:380:ASN:HB2	1.84	0.77
1:F:577:ILE:HA	1:F:582:LYS:HB3	1.67	0.77
1:G:56:GLN:NE2	1:G:58:ASP:HB2	1.99	0.77
1:H:506:VAL:HG12	1:H:507:LEU:HG	1.65	0.77
1:A:45:LEU:HD21	1:A:328:ARG:HH21	1.49	0.77
1:F:37:ARG:HB3	1:F:37:ARG:NH2	1.98	0.77
1:G:45:LEU:HD21	1:G:328:ARG:HH21	1.49	0.77
1:G:66:LYS:HZ3	1:G:420:VAL:HG21	1.49	0.77
1:G:379:GLU:O	1:G:380:ASN:HB2	1.84	0.76
1:H:209:PHE:N	1:H:210:PRO:HD3	2.00	0.76
1:H:227:GLU:HA	1:H:274:ARG:HA	1.67	0.76
1:K:427:GLY:HA3	1:K:429:GLN:NE2	1.99	0.76
1:D:506:VAL:HG12	1:D:507:LEU:HG	1.65	0.76
1:G:227:GLU:HA	1:G:274:ARG:HA	1.67	0.76
1:I:379:GLU:O	1:I:380:ASN:HB2	1.84	0.76
1:A:577:ILE:HA	1:A:582:LYS:HB3	1.67	0.76
1:B:427:GLY:HA3	1:B:429:GLN:NE2	1.99	0.76
1:D:227:GLU:HA	1:D:274:ARG:HA	1.67	0.76
1:E:227:GLU:HA	1:E:274:ARG:HA	1.67	0.76
1:I:56:GLN:NE2	1:I:58:ASP:HB2	1.99	0.76
1:I:427:GLY:HA3	1:I:429:GLN:NE2	1.99	0.76
1:L:56:GLN:NE2	1:L:58:ASP:HB2	1.99	0.76
1:A:227:GLU:HA	1:A:274:ARG:HA	1.67	0.76

Continued on next page...

Continued from previous page...

Atom-1	Atom-2	Interatomic distance (Å)	Clash overlap (Å)
1:B:577:ILE:HA	1:B:582:LYS:HB3	1.67	0.76
1:C:506:VAL:HG12	1:C:507:LEU:HG	1.65	0.76
1:I:66:LYS:HZ3	1:I:420:VAL:HG21	1.50	0.76
1:J:56:GLN:NE2	1:J:58:ASP:HB2	1.99	0.76
1:J:379:GLU:O	1:J:380:ASN:HB2	1.84	0.76
1:K:209:PHE:N	1:K:210:PRO:HD3	2.00	0.76
1:A:434:THR:HG21	1:B:72:ARG:HG2	1.68	0.76
1:B:209:PHE:N	1:B:210:PRO:HD3	2.00	0.76
1:F:45:LEU:HD21	1:F:328:ARG:HH21	1.49	0.76
1:F:209:PHE:N	1:F:210:PRO:HD3	2.00	0.76
1:H:89:ASP:HA	1:I:561:ASP:CB	2.14	0.76
1:K:398:PRO:HB3	1:L:395:PRO:HD2	1.66	0.76
1:D:209:PHE:N	1:D:210:PRO:HD3	2.00	0.76
1:D:554:LEU:HD21	1:E:564:GLY:HA2	1.66	0.76
1:I:92:ASP:HB3	1:J:561:ASP:OD2	1.85	0.76
1:J:209:PHE:N	1:J:210:PRO:HD3	2.00	0.76
1:K:401:ASN:OD1	1:L:341:VAL:HG13	1.86	0.76
1:L:427:GLY:HA3	1:L:429:GLN:NE2	1.99	0.76
1:C:577:ILE:HA	1:C:582:LYS:HB3	1.67	0.76
1:J:66:LYS:HZ1	1:J:420:VAL:HG11	1.50	0.76
1:L:45:LEU:HD21	1:L:328:ARG:HH21	1.49	0.76
1:H:577:ILE:HA	1:H:582:LYS:HB3	1.68	0.76
1:I:45:LEU:HD21	1:I:328:ARG:HH21	1.49	0.76
1:G:577:ILE:HA	1:G:582:LYS:HB3	1.67	0.76
1:I:209:PHE:N	1:I:210:PRO:HD3	2.00	0.76
1:I:227:GLU:HA	1:I:274:ARG:HA	1.67	0.76
1:D:427:GLY:HA3	1:D:429:GLN:NE2	1.99	0.76
1:I:528:LYS:HD2	1:I:560:LEU:HD21	1.68	0.75
1:L:528:LYS:HD2	1:L:560:LEU:HD21	1.68	0.75
1:A:379:GLU:O	1:A:380:ASN:HB2	1.84	0.75
1:B:554:LEU:HD21	1:C:564:GLY:HA2	1.67	0.75
1:D:438:LEU:HD11	1:E:108:LYS:HD2	1.67	0.75
1:A:58:ASP:OD2	1:L:322:LEU:HD11	1.83	0.75
1:E:209:PHE:N	1:E:210:PRO:HD3	2.00	0.75
1:G:209:PHE:N	1:G:210:PRO:HD3	2.00	0.75
1:G:554:LEU:HD21	1:H:564:GLY:HA2	1.67	0.75
1:L:209:PHE:N	1:L:210:PRO:HD3	2.00	0.75
1:K:528:LYS:HD2	1:K:560:LEU:HD21	1.68	0.75
1:E:577:ILE:HA	1:E:582:LYS:HB3	1.67	0.75
1:F:227:GLU:HA	1:F:274:ARG:HA	1.67	0.75
1:J:45:LEU:HD21	1:J:328:ARG:HH21	1.49	0.75

Continued on next page...

Continued from previous page...

Atom-1	Atom-2	Interatomic distance (Å)	Clash overlap (Å)
1:J:577:ILE:HA	1:J:582:LYS:HB3	1.67	0.75
1:D:56:GLN:NE2	1:D:58:ASP:HB2	1.99	0.75
1:J:227:GLU:HA	1:J:274:ARG:HA	1.67	0.75
1:G:398:PRO:HB3	1:H:395:PRO:HD2	1.68	0.75
1:J:162:SER:HB2	1:J:170:ALA:HB2	1.69	0.75
1:B:227:GLU:HA	1:B:274:ARG:HA	1.67	0.75
1:C:27:ARG:CZ	1:D:211:TRP:HB3	2.16	0.75
1:C:209:PHE:N	1:C:210:PRO:HD3	2.00	0.75
1:C:379:GLU:O	1:C:380:ASN:HB2	1.84	0.75
1:G:162:SER:HB2	1:G:170:ALA:HB2	1.69	0.75
1:K:577:ILE:HA	1:K:582:LYS:HB3	1.67	0.75
1:B:528:LYS:HD2	1:B:560:LEU:HD21	1.68	0.74
1:G:528:LYS:HD2	1:G:560:LEU:HD21	1.68	0.74
1:H:528:LYS:HD2	1:H:560:LEU:HD21	1.68	0.74
1:I:248:LYS:HZ2	1:I:251:ILE:HD12	1.51	0.74
1:K:390:ALA:CB	1:L:387:GLN:HB2	2.17	0.74
1:L:577:ILE:HA	1:L:582:LYS:HB3	1.67	0.74
1:D:398:PRO:HB3	1:E:395:PRO:HD2	1.69	0.74
1:D:434:THR:OG1	1:E:108:LYS:NZ	2.20	0.74
1:D:528:LYS:HD2	1:D:560:LEU:HD21	1.68	0.74
1:E:528:LYS:HD2	1:E:560:LEU:HD21	1.68	0.74
1:I:577:ILE:HA	1:I:582:LYS:HB3	1.67	0.74
1:K:236:GLN:CB	1:K:265:LYS:HZ3	1.98	0.74
1:A:352:TRP:HD1	1:B:374:LEU:O	1.69	0.74
1:C:89:ASP:HA	1:D:561:ASP:HB2	1.67	0.74
1:K:248:LYS:HZ2	1:K:251:ILE:HD12	1.52	0.74
1:G:158:TRP:CH2	1:G:302:PRO:HG3	2.23	0.74
1:G:322:LEU:HD11	1:H:58:ASP:OD2	1.85	0.74
1:H:158:TRP:CH2	1:H:302:PRO:HG3	2.23	0.74
1:K:158:TRP:CH2	1:K:302:PRO:HG3	2.23	0.74
1:B:158:TRP:CH2	1:B:302:PRO:HG3	2.23	0.74
1:D:352:TRP:HD1	1:E:374:LEU:O	1.69	0.74
1:D:577:ILE:HA	1:D:582:LYS:HB3	1.67	0.74
1:I:89:ASP:CA	1:J:561:ASP:HB2	2.17	0.74
1:I:162:SER:HB2	1:I:170:ALA:HB2	1.68	0.74
1:A:150:HIS:ND1	1:L:309:PHE:HB2	2.02	0.74
1:E:27:ARG:CZ	1:F:211:TRP:HB3	2.17	0.74
1:F:162:SER:HB2	1:F:170:ALA:HB2	1.69	0.74
1:A:528:LYS:HD2	1:A:560:LEU:HD21	1.68	0.74
1:D:158:TRP:CH2	1:D:302:PRO:HG3	2.23	0.74
1:F:158:TRP:CH2	1:F:302:PRO:HG3	2.23	0.74

Continued on next page...

Continued from previous page...

Atom-1	Atom-2	Interatomic distance (Å)	Clash overlap (Å)
1:H:66:LYS:HZ3	1:H:420:VAL:HG21	1.52	0.74
1:H:162:SER:HB2	1:H:170:ALA:HB2	1.69	0.74
1:K:162:SER:HB2	1:K:170:ALA:HB2	1.69	0.74
1:E:158:TRP:CH2	1:E:302:PRO:HG3	2.23	0.73
1:E:162:SER:HB2	1:E:170:ALA:HB2	1.69	0.73
1:H:158:TRP:N	1:H:158:TRP:CD1	2.56	0.73
1:J:158:TRP:CH2	1:J:302:PRO:HG3	2.23	0.73
1:A:158:TRP:CH2	1:A:302:PRO:HG3	2.23	0.73
1:F:89:ASP:HA	1:G:561:ASP:CB	2.18	0.73
1:J:40:GLN:O	1:J:41:TRP:HB2	1.88	0.73
1:J:528:LYS:HD2	1:J:560:LEU:HD21	1.68	0.73
1:C:40:GLN:O	1:C:41:TRP:HB2	1.88	0.73
1:F:66:LYS:HZ3	1:F:420:VAL:HG11	1.53	0.73
1:H:325:ASP:OD2	1:I:56:GLN:HB2	1.88	0.73
1:A:162:SER:HB2	1:A:170:ALA:HB2	1.69	0.73
1:B:158:TRP:CD1	1:B:158:TRP:N	2.56	0.73
1:K:66:LYS:HZ3	1:K:420:VAL:HG21	1.53	0.73
1:A:350:PHE:HE1	1:B:363:TYR:HE1	1.37	0.73
1:C:528:LYS:HD2	1:C:560:LEU:HD21	1.68	0.73
1:E:40:GLN:O	1:E:41:TRP:HB2	1.88	0.73
1:A:158:TRP:N	1:A:158:TRP:CD1	2.56	0.73
1:I:158:TRP:CH2	1:I:302:PRO:HG3	2.23	0.73
1:J:158:TRP:N	1:J:158:TRP:CD1	2.56	0.73
1:L:162:SER:HB2	1:L:170:ALA:HB2	1.68	0.73
1:D:162:SER:HB2	1:D:170:ALA:HB2	1.69	0.73
1:E:66:LYS:HZ3	1:E:420:VAL:HG21	1.52	0.73
1:J:236:GLN:CB	1:J:265:LYS:HZ3	2.02	0.73
1:L:40:GLN:O	1:L:41:TRP:HB2	1.88	0.73
1:C:236:GLN:CB	1:C:265:LYS:HZ3	2.02	0.73
1:F:99:ARG:O	1:F:103:ARG:HG3	1.89	0.73
1:F:158:TRP:N	1:F:158:TRP:CD1	2.56	0.73
1:F:400:ALA:CB	1:G:395:PRO:HB2	2.19	0.73
1:I:40:GLN:O	1:I:41:TRP:HB2	1.88	0.73
1:C:158:TRP:CH2	1:C:302:PRO:HG3	2.23	0.73
1:D:99:ARG:O	1:D:103:ARG:HG3	1.89	0.73
1:L:158:TRP:CH2	1:L:302:PRO:HG3	2.23	0.73
1:H:27:ARG:HG2	1:I:212:LEU:HD13	1.71	0.73
1:B:40:GLN:O	1:B:41:TRP:HB2	1.88	0.72
1:L:158:TRP:N	1:L:158:TRP:CD1	2.56	0.72
1:B:162:SER:HB2	1:B:170:ALA:HB2	1.69	0.72
1:F:528:LYS:HD2	1:F:560:LEU:HD21	1.68	0.72

Continued on next page...

Continued from previous page...

Atom-1	Atom-2	Interatomic distance (Å)	Clash overlap (Å)
1:G:99:ARG:O	1:G:103:ARG:HG3	1.89	0.72
1:C:162:SER:HB2	1:C:170:ALA:HB2	1.69	0.72
1:F:40:GLN:O	1:F:41:TRP:HB2	1.88	0.72
1:G:27:ARG:HG2	1:H:212:LEU:HD13	1.70	0.72
1:A:15:PHE:HZ	1:A:283:CYS:HG	1.35	0.72
1:D:40:GLN:O	1:D:41:TRP:HB2	1.88	0.72
1:G:236:GLN:CB	1:G:265:LYS:HZ3	2.01	0.72
1:A:35:PHE:C	1:A:37:ARG:H	1.93	0.72
1:F:35:PHE:C	1:F:37:ARG:H	1.93	0.72
1:H:434:THR:HG21	1:I:72:ARG:HG2	1.72	0.72
1:G:158:TRP:N	1:G:158:TRP:CD1	2.56	0.72
1:J:99:ARG:O	1:J:103:ARG:HG3	1.89	0.72
1:D:411:ALA:HB2	1:E:57:PHE:CD1	2.23	0.72
1:G:40:GLN:O	1:G:41:TRP:HB2	1.88	0.72
1:J:248:LYS:HG3	1:J:511:ARG:HH11	1.55	0.72
1:A:40:GLN:O	1:A:41:TRP:HB2	1.88	0.72
1:E:99:ARG:O	1:E:103:ARG:HG3	1.89	0.72
1:G:199:PRO:HB3	1:G:282:THR:HG22	1.72	0.72
1:H:99:ARG:O	1:H:103:ARG:HG3	1.89	0.72
1:H:152:ALA:O	1:H:156:VAL:HG22	1.90	0.72
1:J:35:PHE:C	1:J:37:ARG:H	1.93	0.72
1:L:99:ARG:O	1:L:103:ARG:HG3	1.89	0.72
1:D:66:LYS:HZ3	1:D:420:VAL:HG21	1.54	0.72
1:E:199:PRO:HB3	1:E:282:THR:HG22	1.72	0.72
1:L:35:PHE:C	1:L:37:ARG:H	1.93	0.72
1:A:99:ARG:O	1:A:103:ARG:HG3	1.89	0.72
1:A:152:ALA:O	1:A:156:VAL:HG22	1.90	0.72
1:A:199:PRO:HB3	1:A:282:THR:HG22	1.72	0.72
1:B:248:LYS:HG3	1:B:511:ARG:HH11	1.55	0.72
1:H:40:GLN:O	1:H:41:TRP:HB2	1.88	0.72
1:I:99:ARG:O	1:I:103:ARG:HG3	1.89	0.72
1:J:89:ASP:HA	1:K:561:ASP:CB	2.19	0.72
1:J:152:ALA:O	1:J:156:VAL:HG22	1.90	0.72
1:E:152:ALA:O	1:E:156:VAL:HG22	1.90	0.71
1:H:248:LYS:HG3	1:H:511:ARG:HH11	1.55	0.71
1:B:236:GLN:HB2	1:B:265:LYS:NZ	2.05	0.71
1:I:236:GLN:HB2	1:I:265:LYS:NZ	2.06	0.71
1:K:158:TRP:N	1:K:158:TRP:CD1	2.56	0.71
1:A:89:ASP:HA	1:B:561:ASP:CB	2.21	0.71
1:B:35:PHE:C	1:B:37:ARG:H	1.93	0.71
1:E:248:LYS:HG3	1:E:511:ARG:HH11	1.55	0.71

Continued on next page...

Continued from previous page...

Atom-1	Atom-2	Interatomic distance (Å)	Clash overlap (Å)
1:F:352:TRP:HD1	1:G:374:LEU:O	1.74	0.71
1:H:199:PRO:HB3	1:H:282:THR:HG22	1.72	0.71
1:A:248:LYS:HG3	1:A:511:ARG:HH11	1.55	0.71
1:A:560:LEU:CD2	1:L:82:PRO:HG2	2.07	0.71
1:A:567:MET:HE2	1:L:554:LEU:HD22	1.72	0.71
1:E:248:LYS:HZ2	1:E:251:ILE:HD12	1.55	0.71
1:L:152:ALA:O	1:L:156:VAL:HG22	1.90	0.71
1:B:66:LYS:HZ3	1:B:420:VAL:HG11	1.55	0.71
1:C:99:ARG:O	1:C:103:ARG:HG3	1.89	0.71
1:J:199:PRO:HB3	1:J:282:THR:HG22	1.72	0.71
1:K:152:ALA:O	1:K:156:VAL:HG22	1.90	0.71
1:A:236:GLN:HB2	1:A:265:LYS:NZ	2.05	0.71
1:B:99:ARG:O	1:B:103:ARG:HG3	1.89	0.71
1:B:325:ASP:OD2	1:C:56:GLN:HB2	1.91	0.71
1:C:236:GLN:HB2	1:C:265:LYS:NZ	2.06	0.71
1:C:248:LYS:HG3	1:C:511:ARG:HH11	1.55	0.71
1:J:236:GLN:HB2	1:J:265:LYS:NZ	2.06	0.71
1:K:40:GLN:O	1:K:41:TRP:HB2	1.88	0.71
1:K:99:ARG:O	1:K:103:ARG:HG3	1.89	0.71
1:L:199:PRO:HB3	1:L:282:THR:HG22	1.72	0.71
1:B:152:ALA:O	1:B:156:VAL:HG22	1.90	0.71
1:C:152:ALA:O	1:C:156:VAL:HG22	1.90	0.71
1:D:152:ALA:O	1:D:156:VAL:HG22	1.90	0.71
1:D:236:GLN:HB2	1:D:265:LYS:NZ	2.06	0.71
1:F:199:PRO:HB3	1:F:282:THR:HG22	1.72	0.71
1:I:152:ALA:O	1:I:156:VAL:HG22	1.90	0.71
1:I:236:GLN:CB	1:I:265:LYS:HZ3	2.02	0.71
1:E:398:PRO:HB3	1:F:395:PRO:HD2	1.71	0.71
1:G:376:ARG:O	1:G:383:ASP:HB3	1.91	0.71
1:K:376:ARG:O	1:K:383:ASP:HB3	1.91	0.71
1:C:158:TRP:N	1:C:158:TRP:CD1	2.56	0.71
1:E:158:TRP:CD1	1:E:158:TRP:N	2.56	0.71
1:F:248:LYS:HG3	1:F:511:ARG:HH11	1.55	0.71
1:J:458:ARG:HG3	1:J:459:ARG:H	1.56	0.71
1:F:236:GLN:HB2	1:F:265:LYS:NZ	2.05	0.71
1:H:376:ARG:O	1:H:383:ASP:HB3	1.91	0.71
1:K:78:VAL:HG12	1:K:79:LEU:N	2.06	0.71
1:H:398:PRO:HB3	1:I:395:PRO:HD2	1.72	0.70
1:J:27:ARG:CZ	1:K:211:TRP:HB3	2.21	0.70
1:K:458:ARG:HG3	1:K:459:ARG:H	1.56	0.70
1:C:78:VAL:HG12	1:C:79:LEU:N	2.06	0.70

Continued on next page...

Continued from previous page...

Atom-1	Atom-2	Interatomic distance (Å)	Clash overlap (Å)
1:C:199:PRO:HB3	1:C:282:THR:HG22	1.72	0.70
1:D:78:VAL:HG12	1:D:79:LEU:N	2.06	0.70
1:D:248:LYS:HG3	1:D:511:ARG:HH11	1.55	0.70
1:F:152:ALA:O	1:F:156:VAL:HG22	1.90	0.70
1:F:400:ALA:HB3	1:G:395:PRO:HB2	1.72	0.70
1:B:77:ASP:CB	1:B:523:SER:HA	2.21	0.70
1:B:199:PRO:HB3	1:B:282:THR:HG22	1.72	0.70
1:B:458:ARG:HG3	1:B:459:ARG:H	1.56	0.70
1:E:78:VAL:HG12	1:E:79:LEU:N	2.06	0.70
1:E:376:ARG:O	1:E:383:ASP:HB3	1.91	0.70
1:J:78:VAL:HG12	1:J:79:LEU:N	2.06	0.70
1:L:376:ARG:O	1:L:383:ASP:HB3	1.91	0.70
1:D:199:PRO:HB3	1:D:282:THR:HG22	1.72	0.70
1:D:351:PHE:CE1	1:D:388:PRO:HG3	2.27	0.70
1:F:248:LYS:HZ2	1:F:251:ILE:HD12	1.54	0.70
1:F:351:PHE:CE1	1:F:388:PRO:HG3	2.27	0.70
1:G:35:PHE:C	1:G:37:ARG:H	1.93	0.70
1:J:34:PHE:CE2	1:J:45:LEU:HG	2.27	0.70
1:J:376:ARG:O	1:J:383:ASP:HB3	1.91	0.70
1:C:351:PHE:CE1	1:C:388:PRO:HG3	2.27	0.70
1:D:158:TRP:N	1:D:158:TRP:CD1	2.56	0.70
1:E:351:PHE:CE1	1:E:388:PRO:HG3	2.27	0.70
1:G:34:PHE:CE2	1:G:45:LEU:HG	2.27	0.70
1:J:225:VAL:HG22	1:J:276:VAL:HG12	1.74	0.70
1:C:35:PHE:C	1:C:37:ARG:H	1.93	0.70
1:F:34:PHE:CE2	1:F:45:LEU:HG	2.27	0.70
1:H:77:ASP:CB	1:H:523:SER:HA	2.21	0.70
1:I:248:LYS:HG3	1:I:511:ARG:HH11	1.55	0.70
1:I:376:ARG:O	1:I:383:ASP:HB3	1.91	0.70
1:K:199:PRO:HB3	1:K:282:THR:HG22	1.72	0.70
1:L:585:GLU:C	1:L:587:PRO:HD3	2.12	0.70
1:A:376:ARG:O	1:A:383:ASP:HB3	1.91	0.70
1:B:225:VAL:HG22	1:B:276:VAL:HG12	1.74	0.70
1:D:77:ASP:CB	1:D:523:SER:HA	2.21	0.70
1:H:78:VAL:HG12	1:H:79:LEU:N	2.06	0.70
1:I:199:PRO:HB3	1:I:282:THR:HG22	1.72	0.70
1:I:584:PRO:HG2	1:I:590:GLN:HG2	1.74	0.70
1:J:325:ASP:OD2	1:K:56:GLN:HB2	1.92	0.70
1:D:376:ARG:O	1:D:383:ASP:HB3	1.91	0.70
1:F:210:PRO:HD2	1:F:211:TRP:CH2	2.27	0.70
1:G:78:VAL:HG12	1:G:79:LEU:N	2.06	0.70

Continued on next page...

Continued from previous page...

Atom-1	Atom-2	Interatomic distance (Å)	Clash overlap (Å)
1:H:584:PRO:HG2	1:H:590:GLN:HG2	1.74	0.70
1:I:210:PRO:HD2	1:I:211:TRP:CH2	2.27	0.70
1:K:248:LYS:HG3	1:K:511:ARG:HH11	1.55	0.70
1:B:210:PRO:HD2	1:B:211:TRP:CH2	2.27	0.70
1:B:351:PHE:CE1	1:B:388:PRO:HG3	2.27	0.70
1:C:34:PHE:CE2	1:C:45:LEU:HG	2.27	0.70
1:C:376:ARG:O	1:C:383:ASP:HB3	1.91	0.70
1:C:458:ARG:HG3	1:C:459:ARG:H	1.56	0.70
1:D:585:GLU:C	1:D:587:PRO:HD3	2.12	0.70
1:G:248:LYS:HG3	1:G:511:ARG:HH11	1.55	0.70
1:I:35:PHE:C	1:I:37:ARG:H	1.93	0.70
1:J:351:PHE:CE1	1:J:388:PRO:HG3	2.27	0.70
1:E:35:PHE:C	1:E:37:ARG:H	1.93	0.70
1:F:78:VAL:HG12	1:F:79:LEU:N	2.06	0.70
1:F:376:ARG:O	1:F:383:ASP:HB3	1.91	0.70
1:F:458:ARG:HG3	1:F:459:ARG:H	1.56	0.70
1:G:585:GLU:C	1:G:587:PRO:HD3	2.12	0.70
1:K:35:PHE:C	1:K:37:ARG:H	1.93	0.70
1:A:78:VAL:HG12	1:A:79:LEU:N	2.06	0.69
1:C:144:ILE:HG12	1:C:447:TYR:CE1	2.27	0.69
1:C:210:PRO:HD2	1:C:211:TRP:CH2	2.27	0.69
1:D:382:GLY:O	1:D:384:LEU:HD13	1.92	0.69
1:D:458:ARG:HG3	1:D:459:ARG:H	1.56	0.69
1:F:382:GLY:O	1:F:384:LEU:HD13	1.92	0.69
1:G:225:VAL:HG22	1:G:276:VAL:HG12	1.74	0.69
1:G:351:PHE:CE1	1:G:388:PRO:HG3	2.27	0.69
1:G:382:GLY:O	1:G:384:LEU:HD13	1.92	0.69
1:I:225:VAL:HG22	1:I:276:VAL:HG12	1.74	0.69
1:K:26:ARG:HG2	1:L:212:LEU:HD22	1.73	0.69
1:A:225:VAL:HG22	1:A:276:VAL:HG12	1.74	0.69
1:D:66:LYS:NZ	1:D:420:VAL:HG11	2.08	0.69
1:E:585:GLU:C	1:E:587:PRO:HD3	2.12	0.69
1:F:411:ALA:HB1	1:G:57:PHE:HD1	1.56	0.69
1:G:236:GLN:HB2	1:G:265:LYS:NZ	2.06	0.69
1:H:35:PHE:C	1:H:37:ARG:H	1.93	0.69
1:H:66:LYS:NZ	1:H:420:VAL:HG11	2.08	0.69
1:H:210:PRO:HD2	1:H:211:TRP:CH2	2.27	0.69
1:K:236:GLN:HB2	1:K:265:LYS:HG2	1.75	0.69
1:L:382:GLY:O	1:L:384:LEU:HD13	1.92	0.69
1:A:210:PRO:HD2	1:A:211:TRP:CH2	2.27	0.69
1:A:337:ASN:HD21	1:A:401:ASN:HD22	1.41	0.69

Continued on next page...

Continued from previous page...

Atom-1	Atom-2	Interatomic distance (Å)	Clash overlap (Å)
1:A:351:PHE:CE1	1:A:388:PRO:HG3	2.27	0.69
1:B:78:VAL:HG12	1:B:79:LEU:N	2.06	0.69
1:C:66:LYS:NZ	1:C:420:VAL:HG11	2.08	0.69
1:C:82:PRO:HG2	1:D:560:LEU:HD22	1.73	0.69
1:C:585:GLU:C	1:C:587:PRO:HD3	2.12	0.69
1:E:210:PRO:HD2	1:E:211:TRP:CH2	2.27	0.69
1:G:458:ARG:HG3	1:G:459:ARG:H	1.56	0.69
1:H:458:ARG:HG3	1:H:459:ARG:H	1.56	0.69
1:I:351:PHE:CE1	1:I:388:PRO:HG3	2.27	0.69
1:J:434:THR:HA	1:J:437:GLN:CD	2.13	0.69
1:K:351:PHE:CE1	1:K:388:PRO:HG3	2.27	0.69
1:D:35:PHE:C	1:D:37:ARG:H	1.93	0.69
1:F:434:THR:HA	1:F:437:GLN:CD	2.13	0.69
1:F:584:PRO:HG2	1:F:590:GLN:HG2	1.74	0.69
1:G:144:ILE:HG12	1:G:447:TYR:CE1	2.27	0.69
1:G:152:ALA:O	1:G:156:VAL:HG22	1.90	0.69
1:H:34:PHE:CE2	1:H:45:LEU:HG	2.27	0.69
1:I:434:THR:HA	1:I:437:GLN:CD	2.13	0.69
1:L:248:LYS:HG3	1:L:511:ARG:HH11	1.55	0.69
1:L:434:THR:HA	1:L:437:GLN:CD	2.13	0.69
1:B:27:ARG:HG2	1:C:212:LEU:HD13	1.75	0.69
1:B:376:ARG:O	1:B:383:ASP:HB3	1.91	0.69
1:C:400:ALA:CB	1:D:395:PRO:HB2	2.22	0.69
1:C:434:THR:HA	1:C:437:GLN:CD	2.13	0.69
1:D:34:PHE:CE2	1:D:45:LEU:HG	2.27	0.69
1:D:210:PRO:HD2	1:D:211:TRP:CH2	2.27	0.69
1:H:351:PHE:CE1	1:H:388:PRO:HG3	2.27	0.69
1:I:236:GLN:HB2	1:I:265:LYS:HG2	1.75	0.69
1:I:585:GLU:C	1:I:587:PRO:HD3	2.12	0.69
1:K:210:PRO:HD2	1:K:211:TRP:CH2	2.27	0.69
1:K:584:PRO:HG2	1:K:590:GLN:HG2	1.74	0.69
1:L:34:PHE:CE2	1:L:45:LEU:HG	2.27	0.69
1:L:458:ARG:HG3	1:L:459:ARG:H	1.56	0.69
1:A:458:ARG:HG3	1:A:459:ARG:H	1.56	0.69
1:B:5:GLU:HG2	1:B:6:ASN:H	1.58	0.69
1:B:66:LYS:NZ	1:B:420:VAL:HG11	2.08	0.69
1:E:34:PHE:CE2	1:E:45:LEU:HG	2.27	0.69
1:G:411:ALA:HB1	1:H:57:PHE:HD1	1.57	0.69
1:K:77:ASP:CB	1:K:523:SER:HA	2.21	0.69
1:L:236:GLN:HB2	1:L:265:LYS:NZ	2.06	0.69
1:L:351:PHE:CE1	1:L:388:PRO:HG3	2.27	0.69

Continued on next page...

Continued from previous page...

Atom-1	Atom-2	Interatomic distance (Å)	Clash overlap (Å)
1:B:34:PHE:CE2	1:B:45:LEU:HG	2.27	0.69
1:C:337:ASN:HD21	1:C:401:ASN:HD22	1.41	0.69
1:D:236:GLN:HB2	1:D:265:LYS:HG2	1.75	0.69
1:E:5:GLU:HG2	1:E:6:ASN:H	1.58	0.69
1:E:66:LYS:NZ	1:E:420:VAL:HG11	2.08	0.69
1:E:225:VAL:HG22	1:E:276:VAL:HG12	1.74	0.69
1:H:5:GLU:HG2	1:H:6:ASN:H	1.58	0.69
1:H:225:VAL:HG22	1:H:276:VAL:HG12	1.74	0.69
1:I:34:PHE:CE2	1:I:45:LEU:HG	2.27	0.69
1:I:158:TRP:N	1:I:158:TRP:CD1	2.56	0.69
1:J:66:LYS:NZ	1:J:420:VAL:HG11	2.08	0.69
1:J:585:GLU:C	1:J:587:PRO:HD3	2.12	0.69
1:L:78:VAL:HG12	1:L:79:LEU:N	2.06	0.69
1:A:66:LYS:NZ	1:A:420:VAL:HG11	2.08	0.69
1:A:236:GLN:CB	1:A:265:LYS:HZ3	2.06	0.69
1:F:66:LYS:NZ	1:F:420:VAL:HG11	2.08	0.69
1:F:236:GLN:HB2	1:F:265:LYS:HG2	1.75	0.69
1:F:585:GLU:C	1:F:587:PRO:HD3	2.12	0.69
1:G:27:ARG:CZ	1:H:211:TRP:HB3	2.22	0.69
1:G:337:ASN:HD21	1:G:401:ASN:HD22	1.40	0.69
1:H:34:PHE:HZ	1:H:328:ARG:NH2	1.91	0.69
1:I:5:GLU:HG2	1:I:6:ASN:H	1.58	0.69
1:I:78:VAL:HG12	1:I:79:LEU:N	2.06	0.69
1:I:337:ASN:HD21	1:I:401:ASN:HD22	1.41	0.69
1:I:382:GLY:O	1:I:384:LEU:HD13	1.92	0.69
1:I:458:ARG:HG3	1:I:459:ARG:H	1.56	0.69
1:J:5:GLU:HG2	1:J:6:ASN:H	1.58	0.69
1:J:236:GLN:HB2	1:J:265:LYS:HG2	1.75	0.69
1:K:34:PHE:HZ	1:K:328:ARG:NH2	1.91	0.69
1:L:66:LYS:NZ	1:L:420:VAL:HG11	2.08	0.69
1:L:584:PRO:HG2	1:L:590:GLN:HG2	1.74	0.69
1:A:34:PHE:CE2	1:A:45:LEU:HG	2.27	0.69
1:A:584:PRO:HG2	1:A:590:GLN:HG2	1.74	0.69
1:B:236:GLN:HB2	1:B:265:LYS:HG2	1.75	0.69
1:B:670:LYS:O	1:B:673:ALA:HB3	1.93	0.69
1:E:236:GLN:HB2	1:E:265:LYS:HG2	1.75	0.69
1:E:458:ARG:HG3	1:E:459:ARG:H	1.56	0.69
1:F:34:PHE:HZ	1:F:328:ARG:NH2	1.91	0.69
1:G:5:GLU:HG2	1:G:6:ASN:H	1.58	0.69
1:G:210:PRO:HD2	1:G:211:TRP:CH2	2.27	0.69
1:J:337:ASN:HD21	1:J:401:ASN:HD22	1.41	0.69

Continued on next page...

Continued from previous page...

Atom-1	Atom-2	Interatomic distance (Å)	Clash overlap (Å)
1:K:5:GLU:HG2	1:K:6:ASN:H	1.58	0.69
1:K:34:PHE:CE2	1:K:45:LEU:HG	2.27	0.69
1:K:66:LYS:NZ	1:K:420:VAL:HG11	2.08	0.69
1:K:585:GLU:C	1:K:587:PRO:HD3	2.12	0.69
1:A:57:PHE:HD1	1:L:411:ALA:CB	2.06	0.69
1:A:434:THR:HA	1:A:437:GLN:CD	2.13	0.69
1:A:585:GLU:C	1:A:587:PRO:HD3	2.12	0.69
1:C:382:GLY:O	1:C:384:LEU:HD13	1.92	0.69
1:D:434:THR:HG21	1:E:72:ARG:HG2	1.75	0.69
1:D:441:ARG:HH21	1:E:525:GLN:NE2	1.90	0.69
1:G:77:ASP:CB	1:G:523:SER:HA	2.21	0.69
1:J:27:ARG:HG2	1:K:212:LEU:HD13	1.75	0.69
1:K:352:TRP:CZ2	1:L:385:PRO:HG2	2.28	0.69
1:L:112:ASN:O	1:L:115:VAL:HG22	1.94	0.69
1:A:5:GLU:HG2	1:A:6:ASN:H	1.58	0.68
1:B:66:LYS:HZ3	1:B:420:VAL:HG21	1.57	0.68
1:B:382:GLY:O	1:B:384:LEU:HD13	1.92	0.68
1:E:236:GLN:HB2	1:E:265:LYS:NZ	2.06	0.68
1:F:77:ASP:CB	1:F:523:SER:HA	2.21	0.68
1:F:89:ASP:CA	1:G:561:ASP:HB2	2.24	0.68
1:H:236:GLN:HB2	1:H:265:LYS:NZ	2.05	0.68
1:H:382:GLY:O	1:H:384:LEU:HD13	1.92	0.68
1:H:434:THR:HA	1:H:437:GLN:CD	2.13	0.68
1:I:34:PHE:HZ	1:I:328:ARG:NH2	1.91	0.68
1:K:225:VAL:HG22	1:K:276:VAL:HG12	1.74	0.68
1:K:382:GLY:O	1:K:384:LEU:HD13	1.92	0.68
1:K:546:THR:CG2	1:K:547:PRO:HD3	2.23	0.68
1:K:670:LYS:O	1:K:673:ALA:HB3	1.93	0.68
1:A:144:ILE:HG12	1:A:447:TYR:CE1	2.27	0.68
1:B:434:THR:HA	1:B:437:GLN:CD	2.13	0.68
1:C:77:ASP:CB	1:C:523:SER:HA	2.21	0.68
1:D:5:GLU:HG2	1:D:6:ASN:H	1.58	0.68
1:D:546:THR:CG2	1:D:547:PRO:HD3	2.23	0.68
1:D:584:PRO:HG2	1:D:590:GLN:HG2	1.74	0.68
1:E:584:PRO:HG2	1:E:590:GLN:HG2	1.74	0.68
1:J:210:PRO:HD2	1:J:211:TRP:CH2	2.27	0.68
1:A:112:ASN:O	1:A:115:VAL:HG22	1.94	0.68
1:B:26:ARG:HG2	1:C:212:LEU:HD22	1.75	0.68
1:C:236:GLN:HB2	1:C:265:LYS:HG2	1.75	0.68
1:D:434:THR:HA	1:D:437:GLN:CD	2.13	0.68
1:F:670:LYS:O	1:F:673:ALA:HB3	1.93	0.68

Continued on next page...

Continued from previous page...

Atom-1	Atom-2	Interatomic distance (Å)	Clash overlap (Å)
1:G:34:PHE:HZ	1:G:328:ARG:NH2	1.91	0.68
1:G:236:GLN:HB2	1:G:265:LYS:HG2	1.75	0.68
1:J:77:ASP:CB	1:J:523:SER:HA	2.21	0.68
1:K:37:ARG:NH2	1:K:41:TRP:CE3	2.62	0.68
1:L:236:GLN:HB2	1:L:265:LYS:HG2	1.75	0.68
1:B:337:ASN:HD21	1:B:401:ASN:HD22	1.41	0.68
1:E:434:THR:HA	1:E:437:GLN:CD	2.13	0.68
1:F:37:ARG:NH2	1:F:41:TRP:CE3	2.62	0.68
1:J:37:ARG:NH2	1:J:41:TRP:CE3	2.62	0.68
1:L:34:PHE:HZ	1:L:328:ARG:NH2	1.91	0.68
1:L:546:THR:CG2	1:L:547:PRO:HD3	2.23	0.68
1:A:557:PHE:CE2	1:B:563:LYS:HD3	2.28	0.68
1:A:670:LYS:O	1:A:673:ALA:HB3	1.93	0.68
1:C:5:GLU:HG2	1:C:6:ASN:H	1.58	0.68
1:C:225:VAL:HG22	1:C:276:VAL:HG12	1.74	0.68
1:D:225:VAL:HG22	1:D:276:VAL:HG12	1.74	0.68
1:D:670:LYS:O	1:D:673:ALA:HB3	1.93	0.68
1:G:584:PRO:HG2	1:G:590:GLN:HG2	1.74	0.68
1:H:585:GLU:C	1:H:587:PRO:HD3	2.12	0.68
1:H:670:LYS:O	1:H:673:ALA:HB3	1.93	0.68
1:I:66:LYS:NZ	1:I:420:VAL:HG11	2.08	0.68
1:I:670:LYS:O	1:I:673:ALA:HB3	1.93	0.68
1:J:584:PRO:HG2	1:J:590:GLN:HG2	1.74	0.68
1:K:82:PRO:HD2	1:L:560:LEU:HD13	1.75	0.68
1:K:434:THR:HA	1:K:437:GLN:CD	2.13	0.68
1:L:210:PRO:HD2	1:L:211:TRP:CH2	2.27	0.68
1:L:225:VAL:HG22	1:L:276:VAL:HG12	1.74	0.68
1:C:670:LYS:O	1:C:673:ALA:HB3	1.93	0.68
1:E:37:ARG:NH2	1:E:41:TRP:CE3	2.62	0.68
1:E:382:GLY:O	1:E:384:LEU:HD13	1.92	0.68
1:G:434:THR:HA	1:G:437:GLN:CD	2.13	0.68
1:J:112:ASN:O	1:J:115:VAL:HG22	1.94	0.68
1:J:382:GLY:O	1:J:384:LEU:HD13	1.92	0.68
1:C:112:ASN:O	1:C:115:VAL:HG22	1.94	0.68
1:G:546:THR:CG2	1:G:547:PRO:HD3	2.24	0.68
1:G:670:LYS:O	1:G:673:ALA:HB3	1.93	0.68
1:J:670:LYS:O	1:J:673:ALA:HB3	1.93	0.68
1:L:37:ARG:NH2	1:L:41:TRP:CE3	2.62	0.68
1:A:62:PRO:HG3	1:L:415:VAL:HA	1.75	0.68
1:A:382:GLY:O	1:A:384:LEU:HD13	1.92	0.68
1:B:585:GLU:C	1:B:587:PRO:HD3	2.12	0.68

Continued on next page...

Continued from previous page...

Atom-1	Atom-2	Interatomic distance (Å)	Clash overlap (Å)
1:C:34:PHE:HZ	1:C:328:ARG:NH2	1.91	0.68
1:E:670:LYS:O	1:E:673:ALA:HB3	1.93	0.68
1:F:5:GLU:HG2	1:F:6:ASN:H	1.58	0.68
1:F:66:LYS:HZ3	1:F:420:VAL:HG21	1.59	0.68
1:G:37:ARG:NH2	1:G:41:TRP:CE3	2.62	0.68
1:G:66:LYS:NZ	1:G:420:VAL:HG11	2.08	0.68
1:G:112:ASN:O	1:G:115:VAL:HG22	1.94	0.68
1:I:37:ARG:NH2	1:I:41:TRP:CE3	2.62	0.68
1:I:554:LEU:HD21	1:J:564:GLY:HA2	1.76	0.68
1:K:118:GLN:HA	1:K:123:VAL:O	1.94	0.68
1:L:144:ILE:HG12	1:L:447:TYR:CE1	2.27	0.68
1:A:37:ARG:NH2	1:A:41:TRP:CE3	2.62	0.68
1:A:398:PRO:HB3	1:B:395:PRO:HD2	1.76	0.68
1:D:400:ALA:HA	1:E:397:VAL:HG23	1.75	0.68
1:D:411:ALA:HB1	1:E:57:PHE:CD1	2.24	0.68
1:F:225:VAL:HG22	1:F:276:VAL:HG12	1.74	0.68
1:H:37:ARG:NH2	1:H:41:TRP:CE3	2.62	0.68
1:J:34:PHE:HZ	1:J:328:ARG:NH2	1.91	0.68
1:D:352:TRP:CD1	1:E:374:LEU:O	2.47	0.68
1:K:112:ASN:O	1:K:115:VAL:HG22	1.94	0.68
1:K:236:GLN:HB2	1:K:265:LYS:NZ	2.05	0.68
1:L:5:GLU:HG2	1:L:6:ASN:H	1.58	0.68
1:A:57:PHE:CD1	1:L:411:ALA:CB	2.77	0.67
1:C:118:GLN:HA	1:C:123:VAL:O	1.94	0.67
1:C:584:PRO:HG2	1:C:590:GLN:HG2	1.74	0.67
1:D:112:ASN:O	1:D:115:VAL:HG22	1.94	0.67
1:I:118:GLN:HA	1:I:123:VAL:O	1.94	0.67
1:I:427:GLY:C	1:I:429:GLN:H	1.98	0.67
1:D:37:ARG:NH2	1:D:41:TRP:CE3	2.62	0.67
1:D:118:GLN:HA	1:D:123:VAL:O	1.94	0.67
1:I:112:ASN:O	1:I:115:VAL:HG22	1.94	0.67
1:K:144:ILE:HG12	1:K:447:TYR:CE1	2.27	0.67
1:K:337:ASN:HD21	1:K:401:ASN:HD22	1.41	0.67
1:J:89:ASP:CA	1:K:561:ASP:HB2	2.24	0.67
1:L:670:LYS:O	1:L:673:ALA:HB3	1.93	0.67
1:A:77:ASP:CB	1:A:523:SER:HA	2.21	0.67
1:D:427:GLY:C	1:D:429:GLN:H	1.98	0.67
1:F:112:ASN:O	1:F:115:VAL:HG22	1.94	0.67
1:G:118:GLN:HA	1:G:123:VAL:O	1.94	0.67
1:H:89:ASP:CA	1:I:561:ASP:HB2	2.23	0.67
1:H:118:GLN:HA	1:H:123:VAL:O	1.94	0.67

Continued on next page...

Continued from previous page...

Atom-1	Atom-2	Interatomic distance (Å)	Clash overlap (Å)
1:J:92:ASP:HB3	1:K:561:ASP:OD2	1.95	0.67
1:K:427:GLY:C	1:K:429:GLN:H	1.98	0.67
1:L:118:GLN:HA	1:L:123:VAL:O	1.94	0.67
1:L:427:GLY:C	1:L:429:GLN:H	1.98	0.67
1:B:112:ASN:O	1:B:115:VAL:HG22	1.94	0.67
1:C:37:ARG:NH2	1:C:41:TRP:CE3	2.62	0.67
1:B:584:PRO:HG2	1:B:590:GLN:HG2	1.74	0.67
1:D:309:PHE:HB2	1:E:150:HIS:ND1	2.09	0.67
1:D:575:GLN:O	1:D:579:MET:HG2	1.95	0.67
1:E:112:ASN:O	1:E:115:VAL:HG22	1.94	0.67
1:J:210:PRO:HD2	1:J:211:TRP:CE3	2.30	0.67
1:A:236:GLN:HB2	1:A:265:LYS:HG2	1.75	0.67
1:B:575:GLN:O	1:B:579:MET:HG2	1.95	0.67
1:I:77:ASP:CB	1:I:523:SER:HA	2.21	0.67
1:K:575:GLN:O	1:K:579:MET:HG2	1.95	0.67
1:A:311:GLU:O	1:A:312:ASP:HB2	1.95	0.67
1:B:34:PHE:HZ	1:B:328:ARG:NH2	1.91	0.67
1:G:210:PRO:HD2	1:G:211:TRP:CE3	2.30	0.67
1:H:236:GLN:HB2	1:H:265:LYS:HG2	1.75	0.67
1:H:427:GLY:C	1:H:429:GLN:H	1.98	0.67
1:A:390:ALA:HB3	1:B:387:GLN:OE1	1.95	0.67
1:A:546:THR:CG2	1:A:547:PRO:HD3	2.23	0.67
1:B:37:ARG:NH2	1:B:41:TRP:CE3	2.62	0.67
1:B:325:ASP:O	1:B:329:LEU:HD23	1.95	0.67
1:D:337:ASN:HD21	1:D:401:ASN:HD22	1.41	0.67
1:E:210:PRO:HD2	1:E:211:TRP:CE3	2.30	0.67
1:F:337:ASN:HD21	1:F:401:ASN:HD22	1.41	0.67
1:G:575:GLN:O	1:G:579:MET:HG2	1.95	0.67
1:I:144:ILE:HG12	1:I:447:TYR:CE1	2.27	0.67
1:I:210:PRO:HD2	1:I:211:TRP:CE3	2.30	0.67
1:A:554:LEU:HD21	1:B:564:GLY:CA	2.21	0.67
1:E:337:ASN:HD21	1:E:401:ASN:HD22	1.41	0.67
1:G:325:ASP:O	1:G:329:LEU:HD23	1.95	0.67
1:H:112:ASN:O	1:H:115:VAL:HG22	1.94	0.67
1:H:575:GLN:O	1:H:579:MET:HG2	1.95	0.67
1:I:546:THR:CG2	1:I:547:PRO:HD3	2.23	0.67
1:J:325:ASP:O	1:J:329:LEU:HD23	1.95	0.67
1:L:337:ASN:HD21	1:L:401:ASN:HD22	1.41	0.67
1:D:210:PRO:HD2	1:D:211:TRP:CE3	2.30	0.66
1:D:311:GLU:O	1:D:312:ASP:HB2	1.95	0.66
1:H:210:PRO:HD2	1:H:211:TRP:CE3	2.30	0.66

Continued on next page...

Continued from previous page...

Atom-1	Atom-2	Interatomic distance (Å)	Clash overlap (Å)
1:I:311:GLU:O	1:I:312:ASP:HB2	1.95	0.66
1:L:311:GLU:O	1:L:312:ASP:HB2	1.95	0.66
1:A:34:PHE:HZ	1:A:328:ARG:NH2	1.91	0.66
1:D:325:ASP:O	1:D:329:LEU:HD23	1.95	0.66
1:E:575:GLN:O	1:E:579:MET:HG2	1.95	0.66
1:J:575:GLN:O	1:J:579:MET:HG2	1.95	0.66
1:L:34:PHE:CZ	1:L:328:ARG:NH2	2.62	0.66
1:A:58:ASP:CG	1:L:322:LEU:HD12	2.09	0.66
1:B:118:GLN:HA	1:B:123:VAL:O	1.94	0.66
1:E:352:TRP:HD1	1:F:374:LEU:O	1.78	0.66
1:F:210:PRO:HD2	1:F:211:TRP:CE3	2.30	0.66
1:G:32:ASP:HA	1:G:35:PHE:CE1	2.31	0.66
1:J:546:THR:CG2	1:J:547:PRO:HD3	2.23	0.66
1:L:101:ASP:HB2	1:L:144:ILE:O	1.96	0.66
1:B:210:PRO:HD2	1:B:211:TRP:CE3	2.30	0.66
1:E:311:GLU:O	1:E:312:ASP:HB2	1.95	0.66
1:F:118:GLN:HA	1:F:123:VAL:O	1.94	0.66
1:I:32:ASP:HA	1:I:35:PHE:CE1	2.30	0.66
1:I:101:ASP:HB2	1:I:144:ILE:O	1.96	0.66
1:J:118:GLN:HA	1:J:123:VAL:O	1.94	0.66
1:J:427:GLY:C	1:J:429:GLN:H	1.98	0.66
1:K:325:ASP:O	1:K:329:LEU:HD23	1.95	0.66
1:L:77:ASP:CB	1:L:523:SER:HA	2.21	0.66
1:A:118:GLN:HA	1:A:123:VAL:O	1.94	0.66
1:C:311:GLU:O	1:C:312:ASP:HB2	1.95	0.66
1:C:350:PHE:HA	1:D:372:TYR:O	1.95	0.66
1:E:118:GLN:HA	1:E:123:VAL:O	1.94	0.66
1:G:427:GLY:C	1:G:429:GLN:H	1.98	0.66
1:H:34:PHE:CZ	1:H:328:ARG:NH2	2.62	0.66
1:J:66:LYS:HZ1	1:J:420:VAL:HG21	1.61	0.66
1:K:101:ASP:HB2	1:K:144:ILE:O	1.96	0.66
1:A:65:ARG:HG2	1:L:306:GLU:OE2	1.95	0.66
1:A:325:ASP:O	1:A:329:LEU:HD23	1.95	0.66
1:D:32:ASP:HA	1:D:35:PHE:CE1	2.31	0.66
1:D:34:PHE:HZ	1:D:328:ARG:NH2	1.91	0.66
1:F:66:LYS:NZ	1:F:420:VAL:HG21	2.11	0.66
1:F:311:GLU:O	1:F:312:ASP:HB2	1.95	0.66
1:K:32:ASP:HA	1:K:35:PHE:CE1	2.31	0.66
1:L:32:ASP:HA	1:L:35:PHE:CE1	2.31	0.66
1:A:32:ASP:HA	1:A:35:PHE:CE1	2.31	0.66
1:C:101:ASP:HB2	1:C:144:ILE:O	1.96	0.66

Continued on next page...

Continued from previous page...

Atom-1	Atom-2	Interatomic distance (Å)	Clash overlap (Å)
1:D:101:ASP:HB2	1:D:144:ILE:O	1.96	0.66
1:I:575:GLN:O	1:I:579:MET:HG2	1.95	0.66
1:K:210:PRO:HD2	1:K:211:TRP:CE3	2.30	0.66
1:A:310:VAL:C	1:A:312:ASP:H	1.99	0.66
1:A:528:LYS:CD	1:A:560:LEU:HD21	2.26	0.66
1:D:66:LYS:HZ3	1:D:420:VAL:HG11	1.59	0.66
1:E:427:GLY:C	1:E:429:GLN:H	1.98	0.66
1:H:32:ASP:HA	1:H:35:PHE:CE1	2.30	0.66
1:J:32:ASP:HA	1:J:35:PHE:CE1	2.30	0.66
1:L:325:ASP:O	1:L:329:LEU:HD23	1.95	0.66
1:C:210:PRO:HD2	1:C:211:TRP:CE3	2.30	0.66
1:D:364:ASP:HA	1:E:370:PRO:HB3	1.78	0.66
1:F:310:VAL:C	1:F:312:ASP:H	1.99	0.66
1:F:325:ASP:O	1:F:329:LEU:HD23	1.95	0.66
1:G:101:ASP:HB2	1:G:144:ILE:O	1.96	0.66
1:A:150:HIS:CG	1:L:309:PHE:HB2	2.31	0.66
1:A:210:PRO:HD2	1:A:211:TRP:CE3	2.30	0.66
1:B:311:GLU:O	1:B:312:ASP:HB2	1.95	0.66
1:D:34:PHE:CZ	1:D:328:ARG:NH2	2.62	0.66
1:E:34:PHE:HZ	1:E:328:ARG:NH2	1.91	0.66
1:E:101:ASP:HB2	1:E:144:ILE:O	1.96	0.66
1:G:528:LYS:CD	1:G:560:LEU:HD21	2.26	0.66
1:H:27:ARG:CZ	1:I:211:TRP:HB3	2.25	0.66
1:J:66:LYS:NZ	1:J:420:VAL:HG21	2.11	0.66
1:K:352:TRP:CD1	1:L:374:LEU:O	2.49	0.66
1:A:101:ASP:HB2	1:A:144:ILE:O	1.96	0.65
1:A:108:LYS:CE	1:L:438:LEU:HD11	2.27	0.65
1:B:89:ASP:HA	1:C:561:ASP:CB	2.25	0.65
1:C:32:ASP:HA	1:C:35:PHE:CE1	2.31	0.65
1:C:575:GLN:O	1:C:579:MET:HG2	1.95	0.65
1:G:34:PHE:CZ	1:G:328:ARG:NH2	2.62	0.65
1:G:325:ASP:OD2	1:H:56:GLN:HB2	1.96	0.65
1:H:325:ASP:O	1:H:329:LEU:HD23	1.95	0.65
1:K:89:ASP:HA	1:L:561:ASP:HB2	1.76	0.65
1:L:66:LYS:HZ3	1:L:420:VAL:CG2	2.08	0.65
1:L:210:PRO:HD2	1:L:211:TRP:CE3	2.30	0.65
1:L:528:LYS:CD	1:L:560:LEU:HD21	2.26	0.65
1:L:575:GLN:O	1:L:579:MET:HG2	1.95	0.65
1:A:427:GLY:C	1:A:429:GLN:H	1.98	0.65
1:B:427:GLY:C	1:B:429:GLN:H	1.98	0.65
1:C:66:LYS:NZ	1:C:420:VAL:HG21	2.11	0.65

Continued on next page...

Continued from previous page...

Atom-1	Atom-2	Interatomic distance (Å)	Clash overlap (Å)
1:H:248:LYS:CG	1:H:511:ARG:HH11	2.10	0.65
1:J:311:GLU:O	1:J:312:ASP:HB2	1.95	0.65
1:A:108:LYS:NZ	1:L:438:LEU:HD11	2.11	0.65
1:A:575:GLN:O	1:A:579:MET:HG2	1.95	0.65
1:B:32:ASP:HA	1:B:35:PHE:CE1	2.31	0.65
1:D:66:LYS:NZ	1:D:420:VAL:HG21	2.11	0.65
1:E:66:LYS:NZ	1:E:420:VAL:HG21	2.11	0.65
1:E:248:LYS:CG	1:E:511:ARG:HH11	2.10	0.65
1:E:325:ASP:O	1:E:329:LEU:HD23	1.95	0.65
1:F:34:PHE:CZ	1:F:328:ARG:NH2	2.62	0.65
1:H:273:ARG:HH22	1:H:453:LEU:CD2	2.10	0.65
1:H:310:VAL:C	1:H:312:ASP:H	1.99	0.65
1:H:337:ASN:HD21	1:H:401:ASN:HD22	1.41	0.65
1:K:350:PHE:HE1	1:L:363:TYR:HE1	1.43	0.65
1:A:66:LYS:NZ	1:A:420:VAL:HG21	2.11	0.65
1:B:66:LYS:NZ	1:B:420:VAL:HG21	2.11	0.65
1:C:310:VAL:C	1:C:312:ASP:H	1.99	0.65
1:F:546:THR:CG2	1:F:547:PRO:HD3	2.23	0.65
1:F:575:GLN:O	1:F:579:MET:HG2	1.95	0.65
1:G:311:GLU:O	1:G:312:ASP:HB2	1.95	0.65
1:I:325:ASP:O	1:I:329:LEU:HD23	1.95	0.65
1:L:248:LYS:CG	1:L:511:ARG:HH11	2.10	0.65
1:C:34:PHE:CZ	1:C:328:ARG:NH2	2.62	0.65
1:E:32:ASP:HA	1:E:35:PHE:CE1	2.31	0.65
1:H:66:LYS:NZ	1:H:420:VAL:HG21	2.11	0.65
1:K:66:LYS:NZ	1:K:420:VAL:HG21	2.11	0.65
1:A:273:ARG:HH22	1:A:453:LEU:CD2	2.10	0.65
1:B:144:ILE:HG12	1:B:447:TYR:CE1	2.27	0.65
1:C:45:LEU:HD22	1:C:45:LEU:N	2.12	0.65
1:C:89:ASP:HA	1:D:561:ASP:CB	2.26	0.65
1:E:546:THR:CG2	1:E:547:PRO:HD3	2.23	0.65
1:F:27:ARG:HD2	1:G:212:LEU:H	1.61	0.65
1:F:32:ASP:HA	1:F:35:PHE:CE1	2.31	0.65
1:G:66:LYS:HZ3	1:G:420:VAL:CG2	2.10	0.65
1:G:248:LYS:CG	1:G:511:ARG:HH11	2.10	0.65
1:H:101:ASP:HB2	1:H:144:ILE:O	1.96	0.65
1:H:552:LEU:O	1:H:555:GLN:HB3	1.97	0.65
1:I:273:ARG:HH22	1:I:453:LEU:CD2	2.10	0.65
1:J:45:LEU:HD22	1:J:45:LEU:N	2.12	0.65
1:K:273:ARG:HH22	1:K:453:LEU:CD2	2.10	0.65
1:B:273:ARG:HH22	1:B:453:LEU:CD2	2.10	0.65

Continued on next page...

Continued from previous page...

Atom-1	Atom-2	Interatomic distance (Å)	Clash overlap (Å)
1:B:528:LYS:CD	1:B:560:LEU:HD21	2.26	0.65
1:D:45:LEU:HD22	1:D:45:LEU:N	2.12	0.65
1:E:45:LEU:N	1:E:45:LEU:HD22	2.12	0.65
1:E:77:ASP:CB	1:E:523:SER:HA	2.21	0.65
1:F:144:ILE:HG12	1:F:447:TYR:CE1	2.27	0.65
1:F:236:GLN:CB	1:F:265:LYS:HZ3	2.07	0.65
1:H:144:ILE:HG12	1:H:447:TYR:CE1	2.27	0.65
1:J:528:LYS:CD	1:J:560:LEU:HD21	2.26	0.65
1:K:311:GLU:O	1:K:312:ASP:HB2	1.95	0.65
1:A:66:LYS:HZ3	1:A:420:VAL:CG2	2.07	0.65
1:C:528:LYS:CD	1:C:560:LEU:HD21	2.26	0.65
1:D:434:THR:HG21	1:E:72:ARG:CG	2.27	0.65
1:F:273:ARG:HH22	1:F:453:LEU:CD2	2.10	0.65
1:H:528:LYS:CD	1:H:560:LEU:HD21	2.26	0.65
1:I:66:LYS:NZ	1:I:420:VAL:HG21	2.11	0.65
1:I:248:LYS:CG	1:I:511:ARG:HH11	2.10	0.65
1:K:552:LEU:O	1:K:555:GLN:HB3	1.97	0.65
1:L:273:ARG:HH22	1:L:453:LEU:CD2	2.10	0.65
1:B:45:LEU:N	1:B:45:LEU:HD22	2.12	0.65
1:C:166:ASP:OD2	1:C:168:SER:HB3	1.97	0.65
1:C:248:LYS:CG	1:C:511:ARG:HH11	2.10	0.65
1:D:528:LYS:CD	1:D:560:LEU:HD21	2.26	0.65
1:G:66:LYS:NZ	1:G:420:VAL:HG21	2.11	0.65
1:G:273:ARG:HH22	1:G:453:LEU:CD2	2.10	0.65
1:H:546:THR:CG2	1:H:547:PRO:HD3	2.24	0.65
1:I:45:LEU:HD22	1:I:45:LEU:N	2.12	0.65
1:I:138:THR:H	1:I:143:VAL:CG2	2.10	0.65
1:I:310:VAL:C	1:I:312:ASP:H	1.99	0.65
1:I:528:LYS:CD	1:I:560:LEU:HD21	2.26	0.65
1:J:166:ASP:OD2	1:J:168:SER:HB3	1.97	0.65
1:L:66:LYS:NZ	1:L:420:VAL:HG21	2.11	0.65
1:B:546:THR:CG2	1:B:547:PRO:HD3	2.24	0.65
1:B:552:LEU:O	1:B:555:GLN:HB3	1.97	0.65
1:C:325:ASP:O	1:C:329:LEU:HD23	1.95	0.65
1:F:101:ASP:HB2	1:F:144:ILE:O	1.96	0.65
1:G:45:LEU:HD22	1:G:45:LEU:N	2.12	0.65
1:I:411:ALA:HB1	1:J:57:PHE:HD1	1.62	0.65
1:J:310:VAL:C	1:J:312:ASP:H	1.99	0.65
1:L:45:LEU:HD22	1:L:45:LEU:N	2.12	0.65
1:A:560:LEU:HD13	1:L:82:PRO:CD	2.04	0.64
1:B:444:LEU:O	1:B:448:VAL:HG23	1.98	0.64

Continued on next page...

Continued from previous page...

Atom-1	Atom-2	Interatomic distance (Å)	Clash overlap (Å)
1:C:264:ILE:O	1:C:265:LYS:HD3	1.98	0.64
1:C:273:ARG:HH22	1:C:453:LEU:CD2	2.10	0.64
1:D:248:LYS:CG	1:D:511:ARG:HH11	2.10	0.64
1:E:310:VAL:C	1:E:312:ASP:H	1.99	0.64
1:G:552:LEU:O	1:G:555:GLN:HB3	1.97	0.64
1:K:310:VAL:C	1:K:312:ASP:H	1.99	0.64
1:A:248:LYS:CG	1:A:511:ARG:HH11	2.10	0.64
1:D:264:ILE:O	1:D:265:LYS:HD3	1.98	0.64
1:F:166:ASP:OD2	1:F:168:SER:HB3	1.97	0.64
1:G:166:ASP:OD2	1:G:168:SER:HB3	1.97	0.64
1:G:209:PHE:HA	1:G:211:TRP:NE1	2.13	0.64
1:G:248:LYS:HZ2	1:G:251:ILE:HD12	1.61	0.64
1:H:166:ASP:OD2	1:H:168:SER:HB3	1.97	0.64
1:J:101:ASP:HB2	1:J:144:ILE:O	1.96	0.64
1:J:273:ARG:HH22	1:J:453:LEU:CD2	2.10	0.64
1:K:34:PHE:CZ	1:K:328:ARG:NH2	2.62	0.64
1:B:310:VAL:C	1:B:312:ASP:H	1.99	0.64
1:C:552:LEU:O	1:C:555:GLN:HB3	1.97	0.64
1:D:310:VAL:C	1:D:312:ASP:H	1.99	0.64
1:E:273:ARG:HH22	1:E:453:LEU:CD2	2.10	0.64
1:E:444:LEU:O	1:E:448:VAL:HG23	1.98	0.64
1:H:311:GLU:O	1:H:312:ASP:HB2	1.95	0.64
1:L:444:LEU:O	1:L:448:VAL:HG23	1.98	0.64
1:A:138:THR:H	1:A:143:VAL:CG2	2.10	0.64
1:D:166:ASP:OD2	1:D:168:SER:HB3	1.97	0.64
1:F:427:GLY:C	1:F:429:GLN:H	1.98	0.64
1:G:444:LEU:O	1:G:448:VAL:HG23	1.98	0.64
1:I:322:LEU:HD11	1:J:58:ASP:OD2	1.95	0.64
1:L:264:ILE:O	1:L:265:LYS:HD3	1.98	0.64
1:B:554:LEU:HD22	1:C:567:MET:HE2	1.79	0.64
1:C:427:GLY:C	1:C:429:GLN:H	1.98	0.64
1:E:144:ILE:HG12	1:E:447:TYR:CE1	2.27	0.64
1:F:264:ILE:O	1:F:265:LYS:HD3	1.98	0.64
1:G:310:VAL:C	1:G:312:ASP:H	1.99	0.64
1:H:411:ALA:CB	1:I:57:PHE:HD1	2.11	0.64
1:A:552:LEU:O	1:A:555:GLN:HB3	1.97	0.64
1:C:546:THR:CG2	1:C:547:PRO:HD3	2.23	0.64
1:D:444:LEU:O	1:D:448:VAL:HG23	1.98	0.64
1:F:248:LYS:CG	1:F:511:ARG:HH11	2.10	0.64
1:I:444:LEU:O	1:I:448:VAL:HG23	1.98	0.64
1:J:264:ILE:O	1:J:265:LYS:HD3	1.98	0.64

Continued on next page...

Continued from previous page...

Atom-1	Atom-2	Interatomic distance (Å)	Clash overlap (Å)
1:J:413:LYS:HA	1:J:416:ALA:CB	2.28	0.64
1:K:248:LYS:CG	1:K:511:ARG:HH11	2.10	0.64
1:K:528:LYS:CD	1:K:560:LEU:HD21	2.26	0.64
1:B:236:GLN:CB	1:B:265:LYS:HZ3	2.09	0.64
1:B:413:LYS:HA	1:B:416:ALA:CB	2.28	0.64
1:C:24:GLU:C	1:C:26:ARG:H	2.01	0.64
1:D:273:ARG:HH22	1:D:453:LEU:CD2	2.10	0.64
1:F:528:LYS:CD	1:F:560:LEU:HD21	2.26	0.64
1:J:144:ILE:HG12	1:J:447:TYR:CE1	2.27	0.64
1:L:209:PHE:HA	1:L:211:TRP:NE1	2.13	0.64
1:A:444:LEU:O	1:A:448:VAL:HG23	1.98	0.64
1:B:209:PHE:HA	1:B:211:TRP:NE1	2.13	0.64
1:B:248:LYS:CG	1:B:511:ARG:HH11	2.10	0.64
1:E:37:ARG:HH21	1:E:37:ARG:CB	2.11	0.64
1:E:528:LYS:CD	1:E:560:LEU:HD21	2.26	0.64
1:E:552:LEU:O	1:E:555:GLN:HB3	1.97	0.64
1:H:24:GLU:C	1:H:26:ARG:H	2.01	0.64
1:H:413:LYS:HA	1:H:416:ALA:CB	2.28	0.64
1:I:166:ASP:OD2	1:I:168:SER:HB3	1.97	0.64
1:J:248:LYS:CG	1:J:511:ARG:HH11	2.10	0.64
1:K:444:LEU:O	1:K:448:VAL:HG23	1.98	0.64
1:L:236:GLN:CB	1:L:265:LYS:HZ3	2.09	0.64
1:L:552:LEU:O	1:L:555:GLN:HB3	1.97	0.64
1:L:603:GLN:O	1:L:607:ALA:N	2.31	0.64
1:F:45:LEU:HD22	1:F:45:LEU:N	2.12	0.64
1:H:264:ILE:O	1:H:265:LYS:HD3	1.98	0.64
1:H:444:LEU:O	1:H:448:VAL:HG23	1.98	0.64
1:K:45:LEU:HD22	1:K:45:LEU:N	2.12	0.64
1:A:45:LEU:HD22	1:A:45:LEU:N	2.12	0.64
1:A:264:ILE:O	1:A:265:LYS:HD3	1.98	0.64
1:B:101:ASP:HB2	1:B:144:ILE:O	1.96	0.64
1:D:511:ARG:HA	1:D:513:ARG:CD	2.28	0.64
1:D:552:LEU:O	1:D:555:GLN:HB3	1.97	0.64
1:F:209:PHE:HA	1:F:211:TRP:NE1	2.12	0.64
1:I:552:LEU:O	1:I:555:GLN:HB3	1.97	0.64
1:J:209:PHE:HA	1:J:211:TRP:NE1	2.13	0.64
1:J:411:ALA:HB1	1:K:57:PHE:HD1	1.62	0.64
1:K:66:LYS:HZ3	1:K:420:VAL:HG11	1.62	0.64
1:K:264:ILE:O	1:K:265:LYS:HD3	1.98	0.64
1:C:248:LYS:HZ2	1:C:251:ILE:HD12	1.60	0.63
1:E:209:PHE:HA	1:E:211:TRP:NE1	2.12	0.63

Continued on next page...

Continued from previous page...

Atom-1	Atom-2	Interatomic distance (Å)	Clash overlap (Å)
1:F:552:LEU:O	1:F:555:GLN:HB3	1.97	0.63
1:F:603:GLN:O	1:F:607:ALA:N	2.31	0.63
1:H:45:LEU:HD22	1:H:45:LEU:N	2.12	0.63
1:K:166:ASP:OD2	1:K:168:SER:HB3	1.97	0.63
1:L:310:VAL:C	1:L:312:ASP:H	1.99	0.63
1:B:166:ASP:CG	1:B:168:SER:HB3	2.19	0.63
1:D:144:ILE:HG12	1:D:447:TYR:CE1	2.27	0.63
1:E:264:ILE:O	1:E:265:LYS:HD3	1.98	0.63
1:F:24:GLU:C	1:F:26:ARG:H	2.01	0.63
1:H:166:ASP:CG	1:H:168:SER:HB3	2.19	0.63
1:H:209:PHE:HA	1:H:211:TRP:NE1	2.13	0.63
1:I:209:PHE:HA	1:I:211:TRP:NE1	2.13	0.63
1:J:552:LEU:O	1:J:555:GLN:HB3	1.97	0.63
1:C:248:LYS:NZ	1:C:251:ILE:HD12	2.14	0.63
1:D:329:LEU:HD21	1:E:53:TYR:OH	1.97	0.63
1:D:413:LYS:HA	1:D:416:ALA:CB	2.28	0.63
1:E:166:ASP:CG	1:E:168:SER:HB3	2.19	0.63
1:F:166:ASP:CG	1:F:168:SER:HB3	2.19	0.63
1:G:12:LEU:O	1:G:16:ASP:HB2	1.99	0.63
1:I:12:LEU:O	1:I:16:ASP:HB2	1.99	0.63
1:I:166:ASP:CG	1:I:168:SER:HB3	2.19	0.63
1:J:37:ARG:HH21	1:J:37:ARG:CB	2.10	0.63
1:K:209:PHE:HA	1:K:211:TRP:NE1	2.12	0.63
1:K:413:LYS:HA	1:K:416:ALA:CB	2.28	0.63
1:L:71:MET:HE1	1:L:115:VAL:HB	1.79	0.63
1:L:166:ASP:OD2	1:L:168:SER:HB3	1.97	0.63
1:L:248:LYS:NZ	1:L:251:ILE:HD12	2.14	0.63
1:A:37:ARG:HH21	1:A:37:ARG:CB	2.11	0.63
1:A:89:ASP:CA	1:B:561:ASP:HB2	2.27	0.63
1:A:400:ALA:HB3	1:B:395:PRO:HB2	1.80	0.63
1:B:411:ALA:HB1	1:C:57:PHE:HD1	1.63	0.63
1:C:66:LYS:HZ3	1:C:420:VAL:CG2	2.09	0.63
1:C:209:PHE:HA	1:C:211:TRP:NE1	2.13	0.63
1:E:24:GLU:C	1:E:26:ARG:H	2.01	0.63
1:G:264:ILE:O	1:G:265:LYS:HD3	1.98	0.63
1:G:413:LYS:HA	1:G:416:ALA:CB	2.28	0.63
1:I:24:GLU:C	1:I:26:ARG:H	2.01	0.63
1:I:66:LYS:HZ3	1:I:420:VAL:CG2	2.10	0.63
1:J:66:LYS:HZ1	1:J:420:VAL:CG1	2.10	0.63
1:J:511:ARG:HA	1:J:513:ARG:CD	2.28	0.63
1:L:37:ARG:HH21	1:L:37:ARG:CB	2.11	0.63

Continued on next page...

Continued from previous page...

Atom-1	Atom-2	Interatomic distance (Å)	Clash overlap (Å)
1:L:303:VAL:HA	1:L:439:ASN:ND2	2.14	0.63
1:A:41:TRP:HE3	1:A:42:ASP:O	1.82	0.63
1:A:303:VAL:HA	1:A:439:ASN:ND2	2.14	0.63
1:B:166:ASP:OD2	1:B:168:SER:HB3	1.97	0.63
1:C:444:LEU:O	1:C:448:VAL:HG23	1.98	0.63
1:D:138:THR:H	1:D:143:VAL:CG2	2.10	0.63
1:E:12:LEU:O	1:E:16:ASP:HB2	1.99	0.63
1:G:166:ASP:CG	1:G:168:SER:HB3	2.19	0.63
1:G:248:LYS:NZ	1:G:251:ILE:HD12	2.14	0.63
1:J:444:LEU:O	1:J:448:VAL:HG23	1.98	0.63
1:L:413:LYS:HA	1:L:416:ALA:CB	2.28	0.63
1:A:166:ASP:OD2	1:A:168:SER:HB3	1.97	0.63
1:A:603:GLN:O	1:A:607:ALA:N	2.31	0.63
1:B:264:ILE:O	1:B:265:LYS:HD3	1.98	0.63
1:F:413:LYS:HA	1:F:416:ALA:CB	2.28	0.63
1:G:24:GLU:C	1:G:26:ARG:H	2.01	0.63
1:I:37:ARG:HH21	1:I:37:ARG:CB	2.11	0.63
1:I:413:LYS:HA	1:I:416:ALA:CB	2.28	0.63
1:I:603:GLN:O	1:I:607:ALA:N	2.31	0.63
1:K:12:LEU:O	1:K:16:ASP:HB2	1.99	0.63
1:A:248:LYS:NZ	1:A:251:ILE:HD12	2.14	0.63
1:A:400:ALA:HB2	1:B:395:PRO:HB2	1.79	0.63
1:B:303:VAL:HA	1:B:439:ASN:ND2	2.14	0.63
1:C:603:GLN:O	1:C:607:ALA:N	2.31	0.63
1:D:209:PHE:HA	1:D:211:TRP:NE1	2.13	0.63
1:E:236:GLN:CB	1:E:265:LYS:HZ3	2.09	0.63
1:F:12:LEU:O	1:F:16:ASP:HB2	1.99	0.63
1:G:303:VAL:HA	1:G:439:ASN:ND2	2.14	0.63
1:H:12:LEU:O	1:H:16:ASP:HB2	1.99	0.63
1:H:303:VAL:HA	1:H:439:ASN:ND2	2.14	0.63
1:I:41:TRP:HE3	1:I:42:ASP:O	1.82	0.63
1:J:12:LEU:O	1:J:16:ASP:HB2	1.99	0.63
1:K:166:ASP:CG	1:K:168:SER:HB3	2.19	0.63
1:K:248:LYS:NZ	1:K:251:ILE:HD12	2.14	0.63
1:A:209:PHE:HA	1:A:211:TRP:NE1	2.13	0.63
1:A:413:LYS:HA	1:A:416:ALA:CB	2.28	0.63
1:A:511:ARG:HA	1:A:513:ARG:CD	2.28	0.63
1:C:12:LEU:O	1:C:16:ASP:HB2	1.99	0.63
1:C:306:GLU:O	1:C:316:TYR:HA	1.99	0.63
1:D:306:GLU:O	1:D:316:TYR:HA	1.99	0.63
1:D:554:LEU:HD22	1:E:567:MET:CE	2.29	0.63

Continued on next page...

Continued from previous page...

Atom-1	Atom-2	Interatomic distance (Å)	Clash overlap (Å)
1:F:282:THR:HG23	1:F:287:LEU:HD11	1.81	0.63
1:F:557:PHE:CE2	1:G:563:LYS:HD3	2.33	0.63
1:J:303:VAL:HA	1:J:439:ASN:ND2	2.14	0.63
1:J:306:GLU:O	1:J:316:TYR:HA	1.99	0.63
1:L:12:LEU:O	1:L:16:ASP:HB2	1.99	0.63
1:B:37:ARG:HH21	1:B:37:ARG:CB	2.11	0.63
1:B:248:LYS:NZ	1:B:251:ILE:HD12	2.14	0.63
1:C:138:THR:H	1:C:143:VAL:CG2	2.10	0.63
1:E:166:ASP:OD2	1:E:168:SER:HB3	1.97	0.63
1:E:306:GLU:O	1:E:316:TYR:HA	1.99	0.63
1:F:248:LYS:NZ	1:F:251:ILE:HD12	2.14	0.63
1:G:37:ARG:HH21	1:G:37:ARG:CB	2.11	0.63
1:I:306:GLU:O	1:I:316:TYR:HA	1.99	0.63
1:J:603:GLN:O	1:J:607:ALA:N	2.31	0.63
1:L:511:ARG:HA	1:L:513:ARG:CD	2.28	0.63
1:B:12:LEU:O	1:B:16:ASP:HB2	1.99	0.62
1:B:34:PHE:CZ	1:B:328:ARG:NH2	2.62	0.62
1:B:511:ARG:HA	1:B:513:ARG:CD	2.27	0.62
1:C:166:ASP:CG	1:C:168:SER:HB3	2.19	0.62
1:C:303:VAL:HA	1:C:439:ASN:ND2	2.14	0.62
1:C:345:PRO:HB3	1:D:372:TYR:OH	1.99	0.62
1:D:24:GLU:C	1:D:26:ARG:H	2.01	0.62
1:D:248:LYS:HZ2	1:D:251:ILE:HD12	1.64	0.62
1:D:603:GLN:O	1:D:607:ALA:N	2.31	0.62
1:F:138:THR:H	1:F:143:VAL:CG2	2.10	0.62
1:I:248:LYS:NZ	1:I:251:ILE:HD12	2.14	0.62
1:I:511:ARG:HA	1:I:513:ARG:CD	2.28	0.62
1:K:306:GLU:O	1:K:316:TYR:HA	1.99	0.62
1:L:306:GLU:O	1:L:316:TYR:HA	1.99	0.62
1:A:24:GLU:C	1:A:26:ARG:H	2.01	0.62
1:E:66:LYS:HZ3	1:E:420:VAL:HG11	1.64	0.62
1:E:413:LYS:HA	1:E:416:ALA:CB	2.28	0.62
1:F:390:ALA:CB	1:G:387:GLN:HB2	2.29	0.62
1:H:66:LYS:HZ3	1:H:420:VAL:CG2	2.12	0.62
1:J:248:LYS:NZ	1:J:251:ILE:HD12	2.14	0.62
1:J:434:THR:HG21	1:K:72:ARG:CG	2.28	0.62
1:K:82:PRO:HG2	1:L:560:LEU:HD22	1.81	0.62
1:A:12:LEU:O	1:A:16:ASP:HB2	1.99	0.62
1:C:158:TRP:HB3	1:C:173:CYS:CA	2.30	0.62
1:C:410:SER:O	1:C:414:GLU:HG2	2.00	0.62
1:D:12:LEU:O	1:D:16:ASP:HB2	1.99	0.62

Continued on next page...

Continued from previous page...

Atom-1	Atom-2	Interatomic distance (Å)	Clash overlap (Å)
1:D:282:THR:HG23	1:D:287:LEU:HD11	1.81	0.62
1:F:158:TRP:HB3	1:F:173:CYS:CA	2.30	0.62
1:F:444:LEU:O	1:F:448:VAL:HG23	1.98	0.62
1:K:282:THR:HG23	1:K:287:LEU:HD11	1.81	0.62
1:L:166:ASP:CG	1:L:168:SER:HB3	2.19	0.62
1:B:306:GLU:O	1:B:316:TYR:HA	1.99	0.62
1:B:398:PRO:HB3	1:C:395:PRO:HD2	1.81	0.62
1:E:434:THR:HG21	1:F:72:ARG:HG2	1.81	0.62
1:F:44:TRP:C	1:F:45:LEU:HD22	2.20	0.62
1:F:66:LYS:HZ3	1:F:420:VAL:CG1	2.12	0.62
1:K:303:VAL:HA	1:K:439:ASN:ND2	2.14	0.62
1:K:511:ARG:HA	1:K:513:ARG:CD	2.28	0.62
1:D:37:ARG:HH21	1:D:37:ARG:CB	2.11	0.62
1:D:166:ASP:CG	1:D:168:SER:HB3	2.19	0.62
1:E:44:TRP:C	1:E:45:LEU:HD22	2.20	0.62
1:F:303:VAL:HA	1:F:439:ASN:ND2	2.14	0.62
1:I:264:ILE:O	1:I:265:LYS:HD3	1.98	0.62
1:I:282:THR:HG23	1:I:287:LEU:HD11	1.81	0.62
1:I:303:VAL:HA	1:I:439:ASN:ND2	2.14	0.62
1:J:34:PHE:CZ	1:J:328:ARG:NH2	2.62	0.62
1:K:44:TRP:C	1:K:45:LEU:HD22	2.20	0.62
1:L:44:TRP:C	1:L:45:LEU:HD22	2.20	0.62
1:C:413:LYS:HA	1:C:416:ALA:CB	2.28	0.62
1:D:44:TRP:C	1:D:45:LEU:HD22	2.20	0.62
1:E:66:LYS:HZ3	1:E:420:VAL:CG2	2.12	0.62
1:F:349:PRO:HB2	1:F:351:PHE:CE2	2.35	0.62
1:G:349:PRO:HB2	1:G:351:PHE:CE2	2.35	0.62
1:H:410:SER:O	1:H:414:GLU:HG2	2.00	0.62
1:I:44:TRP:C	1:I:45:LEU:HD22	2.20	0.62
1:K:410:SER:O	1:K:414:GLU:HG2	2.00	0.62
1:L:24:GLU:C	1:L:26:ARG:H	2.01	0.62
1:L:282:THR:HG23	1:L:287:LEU:HD11	1.81	0.62
1:A:166:ASP:CG	1:A:168:SER:HB3	2.19	0.62
1:A:306:GLU:O	1:A:316:TYR:HA	1.99	0.62
1:B:44:TRP:C	1:B:45:LEU:HD22	2.20	0.62
1:J:166:ASP:CG	1:J:168:SER:HB3	2.19	0.62
1:J:282:THR:HG23	1:J:287:LEU:HD11	1.81	0.62
1:L:158:TRP:HB3	1:L:173:CYS:CA	2.30	0.62
1:A:44:TRP:C	1:A:45:LEU:HD22	2.20	0.62
1:A:282:THR:HG23	1:A:287:LEU:HD11	1.81	0.62
1:B:603:GLN:O	1:B:607:ALA:N	2.31	0.62

Continued on next page...

Continued from previous page...

Atom-1	Atom-2	Interatomic distance (Å)	Clash overlap (Å)
1:D:248:LYS:NZ	1:D:251:ILE:HD12	2.14	0.62
1:D:303:VAL:HA	1:D:439:ASN:ND2	2.14	0.62
1:D:349:PRO:HB2	1:D:351:PHE:CE2	2.35	0.62
1:E:282:THR:HG23	1:E:287:LEU:HD11	1.81	0.62
1:G:5:GLU:HG2	1:G:6:ASN:N	2.15	0.62
1:G:158:TRP:HB3	1:G:173:CYS:CA	2.30	0.62
1:G:400:ALA:CB	1:H:395:PRO:HB2	2.29	0.62
1:H:248:LYS:NZ	1:H:251:ILE:HD12	2.14	0.62
1:J:5:GLU:HG2	1:J:6:ASN:N	2.15	0.62
1:J:24:GLU:C	1:J:26:ARG:H	2.01	0.62
1:B:24:GLU:C	1:B:26:ARG:H	2.01	0.62
1:B:158:TRP:HB3	1:B:173:CYS:CA	2.30	0.62
1:C:457:MET:HG3	1:C:457:MET:O	2.00	0.62
1:H:158:TRP:HB3	1:H:173:CYS:CA	2.30	0.62
1:H:603:GLN:O	1:H:607:ALA:N	2.31	0.62
1:J:138:THR:H	1:J:143:VAL:CG2	2.10	0.62
1:D:101:ASP:HB3	1:D:143:VAL:HG13	1.82	0.62
1:E:158:TRP:HB3	1:E:173:CYS:CA	2.30	0.62
1:G:511:ARG:HA	1:G:513:ARG:CD	2.28	0.62
1:H:37:ARG:HH21	1:H:37:ARG:CB	2.11	0.62
1:H:306:GLU:O	1:H:316:TYR:HA	1.99	0.62
1:I:309:PHE:HB2	1:J:150:HIS:ND1	2.15	0.62
1:I:349:PRO:HB2	1:I:351:PHE:CE2	2.35	0.62
1:J:123:VAL:HG21	1:J:153:CYS:HB3	1.82	0.62
1:J:306:GLU:OE2	1:K:65:ARG:HG2	2.00	0.62
1:K:370:PRO:HB2	1:K:371:TYR:CD1	2.35	0.62
1:A:352:TRP:CD1	1:B:374:LEU:O	2.52	0.61
1:B:230:GLU:HG3	1:B:231:THR:N	2.15	0.61
1:C:5:GLU:HG2	1:C:6:ASN:N	2.15	0.61
1:C:41:TRP:HE3	1:C:42:ASP:O	1.82	0.61
1:C:230:GLU:HG3	1:C:231:THR:N	2.15	0.61
1:C:370:PRO:HB2	1:C:371:TYR:CD1	2.35	0.61
1:E:123:VAL:HG21	1:E:153:CYS:HB3	1.82	0.61
1:E:410:SER:O	1:E:414:GLU:HG2	2.00	0.61
1:E:603:GLN:O	1:E:607:ALA:N	2.31	0.61
1:H:370:PRO:HB2	1:H:371:TYR:CD1	2.35	0.61
1:J:158:TRP:HB3	1:J:173:CYS:CA	2.30	0.61
1:K:101:ASP:HB3	1:K:143:VAL:HG13	1.82	0.61
1:K:349:PRO:HB2	1:K:351:PHE:CE2	2.35	0.61
1:A:349:PRO:HB2	1:A:351:PHE:CE2	2.35	0.61
1:A:370:PRO:HB2	1:A:371:TYR:CD1	2.35	0.61

Continued on next page...

Continued from previous page...

Atom-1	Atom-2	Interatomic distance (Å)	Clash overlap (Å)
1:B:349:PRO:HB2	1:B:351:PHE:CE2	2.35	0.61
1:D:410:SER:O	1:D:414:GLU:HG2	2.00	0.61
1:E:5:GLU:HG2	1:E:6:ASN:N	2.15	0.61
1:G:282:THR:HG23	1:G:287:LEU:HD11	1.81	0.61
1:G:400:ALA:HB3	1:H:395:PRO:HB2	1.80	0.61
1:G:457:MET:HG3	1:G:457:MET:O	2.00	0.61
1:I:457:MET:HG3	1:I:457:MET:O	2.00	0.61
1:J:44:TRP:C	1:J:45:LEU:HD22	2.20	0.61
1:J:230:GLU:HG3	1:J:231:THR:N	2.15	0.61
1:J:349:PRO:HB2	1:J:351:PHE:CE2	2.35	0.61
1:L:457:MET:HG3	1:L:457:MET:O	2.00	0.61
1:B:370:PRO:HB2	1:B:371:TYR:CD1	2.35	0.61
1:C:123:VAL:HG21	1:C:153:CYS:HB3	1.83	0.61
1:C:349:PRO:HB2	1:C:351:PHE:CE2	2.35	0.61
1:D:5:GLU:HG2	1:D:6:ASN:N	2.15	0.61
1:D:586:THR:N	1:D:587:PRO:HD3	2.16	0.61
1:E:248:LYS:NZ	1:E:251:ILE:HD12	2.14	0.61
1:E:303:VAL:HA	1:E:439:ASN:ND2	2.14	0.61
1:F:37:ARG:HH21	1:F:37:ARG:CB	2.11	0.61
1:H:230:GLU:HG3	1:H:231:THR:N	2.15	0.61
1:I:370:PRO:HB2	1:I:371:TYR:CD1	2.35	0.61
1:B:41:TRP:CD2	1:B:42:ASP:N	2.69	0.61
1:B:123:VAL:HG21	1:B:153:CYS:HB3	1.82	0.61
1:C:44:TRP:C	1:C:45:LEU:HD22	2.20	0.61
1:C:511:ARG:HA	1:C:513:ARG:CD	2.28	0.61
1:D:66:LYS:HZ3	1:D:420:VAL:CG2	2.13	0.61
1:D:457:MET:HG3	1:D:457:MET:O	2.00	0.61
1:E:230:GLU:HG3	1:E:231:THR:N	2.15	0.61
1:F:123:VAL:HG21	1:F:153:CYS:HB3	1.82	0.61
1:F:230:GLU:HG3	1:F:231:THR:N	2.15	0.61
1:F:410:SER:O	1:F:414:GLU:HG2	2.00	0.61
1:G:41:TRP:HE3	1:G:42:ASP:O	1.82	0.61
1:G:306:GLU:O	1:G:316:TYR:HA	1.99	0.61
1:H:5:GLU:HG2	1:H:6:ASN:N	2.15	0.61
1:K:66:LYS:HZ3	1:K:420:VAL:CG2	2.12	0.61
1:L:123:VAL:HG21	1:L:153:CYS:HB3	1.82	0.61
1:L:248:LYS:HZ2	1:L:251:ILE:HD12	1.66	0.61
1:L:586:THR:N	1:L:587:PRO:HD3	2.16	0.61
1:B:273:ARG:O	1:B:274:ARG:CB	2.49	0.61
1:B:282:THR:HG23	1:B:287:LEU:HD11	1.81	0.61
1:E:370:PRO:HB2	1:E:371:TYR:CD1	2.35	0.61

Continued on next page...

Continued from previous page...

Atom-1	Atom-2	Interatomic distance (Å)	Clash overlap (Å)
1:E:586:THR:N	1:E:587:PRO:HD3	2.16	0.61
1:F:457:MET:HG3	1:F:457:MET:O	2.00	0.61
1:F:511:ARG:HA	1:F:513:ARG:CD	2.28	0.61
1:G:410:SER:O	1:G:414:GLU:HG2	2.00	0.61
1:H:101:ASP:HB3	1:H:143:VAL:HG13	1.82	0.61
1:K:41:TRP:HE3	1:K:42:ASP:O	1.82	0.61
1:K:158:TRP:HB3	1:K:173:CYS:CA	2.30	0.61
1:L:5:GLU:HG2	1:L:6:ASN:N	2.15	0.61
1:A:34:PHE:CZ	1:A:328:ARG:NH2	2.62	0.61
1:B:457:MET:O	1:B:457:MET:HG3	2.00	0.61
1:E:89:ASP:HA	1:F:561:ASP:CB	2.29	0.61
1:G:230:GLU:HG3	1:G:231:THR:N	2.15	0.61
1:H:66:LYS:HZ3	1:H:420:VAL:HG11	1.63	0.61
1:H:101:ASP:OD1	1:H:138:THR:HG21	2.01	0.61
1:I:273:ARG:O	1:I:274:ARG:CB	2.49	0.61
1:I:586:THR:N	1:I:587:PRO:HD3	2.16	0.61
1:J:41:TRP:CD2	1:J:42:ASP:N	2.69	0.61
1:K:41:TRP:CD2	1:K:42:ASP:N	2.69	0.61
1:A:56:GLN:N	1:L:325:ASP:OD2	2.34	0.61
1:A:306:GLU:OE2	1:B:65:ARG:HG2	2.00	0.61
1:A:457:MET:HG3	1:A:457:MET:O	2.00	0.61
1:B:101:ASP:OD1	1:B:138:THR:HG21	2.01	0.61
1:C:41:TRP:CD2	1:C:42:ASP:N	2.69	0.61
1:C:398:PRO:HB3	1:D:395:PRO:HD2	1.83	0.61
1:C:586:THR:N	1:C:587:PRO:HD3	2.16	0.61
1:D:123:VAL:HG21	1:D:153:CYS:HB3	1.82	0.61
1:F:306:GLU:O	1:F:316:TYR:HA	1.99	0.61
1:G:123:VAL:HG21	1:G:153:CYS:HB3	1.82	0.61
1:G:603:GLN:O	1:G:607:ALA:N	2.31	0.61
1:I:41:TRP:CD2	1:I:42:ASP:N	2.69	0.61
1:J:101:ASP:HB3	1:J:143:VAL:HG13	1.82	0.61
1:J:101:ASP:OD1	1:J:138:THR:HG21	2.01	0.61
1:J:410:SER:O	1:J:414:GLU:HG2	2.00	0.61
1:K:24:GLU:C	1:K:26:ARG:H	2.01	0.61
1:L:349:PRO:HB2	1:L:351:PHE:CE2	2.35	0.61
1:L:410:SER:O	1:L:414:GLU:HG2	2.00	0.61
1:B:410:SER:O	1:B:414:GLU:HG2	2.00	0.61
1:C:37:ARG:HH21	1:C:37:ARG:CB	2.10	0.61
1:C:546:THR:HG23	1:C:547:PRO:CD	2.29	0.61
1:D:309:PHE:HB2	1:E:150:HIS:CB	2.30	0.61
1:F:370:PRO:HB2	1:F:371:TYR:CD1	2.35	0.61

Continued on next page...

Continued from previous page...

Atom-1	Atom-2	Interatomic distance (Å)	Clash overlap (Å)
1:G:44:TRP:C	1:G:45:LEU:HD22	2.20	0.61
1:G:101:ASP:OD1	1:G:138:THR:HG21	2.01	0.61
1:H:532:ARG:HH22	1:H:560:LEU:HD12	1.66	0.61
1:I:230:GLU:HG3	1:I:231:THR:N	2.15	0.61
1:I:532:ARG:HH22	1:I:560:LEU:HD12	1.66	0.61
1:J:586:THR:N	1:J:587:PRO:HD3	2.16	0.61
1:K:273:ARG:O	1:K:274:ARG:CB	2.49	0.61
1:A:5:GLU:HG2	1:A:6:ASN:N	2.15	0.61
1:A:41:TRP:CD2	1:A:42:ASP:N	2.69	0.61
1:D:370:PRO:HB2	1:D:371:TYR:CD1	2.35	0.61
1:D:401:ASN:CG	1:E:341:VAL:HG13	2.22	0.61
1:E:457:MET:O	1:E:457:MET:HG3	2.00	0.61
1:E:511:ARG:HA	1:E:513:ARG:CD	2.28	0.61
1:H:44:TRP:C	1:H:45:LEU:HD22	2.20	0.61
1:H:273:ARG:O	1:H:274:ARG:CB	2.49	0.61
1:H:282:THR:HG23	1:H:287:LEU:HD11	1.81	0.61
1:H:457:MET:HG3	1:H:457:MET:O	2.00	0.61
1:H:586:THR:N	1:H:587:PRO:HD3	2.16	0.61
1:I:158:TRP:HB3	1:I:173:CYS:CA	2.30	0.61
1:L:370:PRO:HB2	1:L:371:TYR:CD1	2.35	0.61
1:L:532:ARG:HH22	1:L:560:LEU:HD12	1.66	0.61
1:A:66:LYS:HZ1	1:A:420:VAL:HG11	1.64	0.61
1:C:101:ASP:HB3	1:C:143:VAL:HG13	1.83	0.61
1:C:273:ARG:O	1:C:274:ARG:CB	2.49	0.61
1:C:322:LEU:HD11	1:D:58:ASP:OD2	1.96	0.61
1:E:101:ASP:OD1	1:E:138:THR:HG21	2.01	0.61
1:E:349:PRO:HB2	1:E:351:PHE:CE2	2.35	0.61
1:K:539:LEU:HD21	1:K:551:LEU:HB3	1.83	0.61
1:L:101:ASP:HB3	1:L:143:VAL:HG13	1.83	0.61
1:B:138:THR:H	1:B:143:VAL:CG2	2.10	0.60
1:C:282:THR:HG23	1:C:287:LEU:HD11	1.81	0.60
1:D:532:ARG:HH22	1:D:560:LEU:HD12	1.66	0.60
1:E:350:PHE:HE1	1:F:363:TYR:HE1	1.48	0.60
1:F:539:LEU:HD21	1:F:551:LEU:HB3	1.83	0.60
1:G:586:THR:N	1:G:587:PRO:HD3	2.16	0.60
1:K:123:VAL:HG21	1:K:153:CYS:HB3	1.82	0.60
1:A:158:TRP:HB3	1:A:173:CYS:CA	2.30	0.60
1:D:82:PRO:CG	1:E:560:LEU:HD22	2.22	0.60
1:E:101:ASP:HB3	1:E:143:VAL:HG13	1.82	0.60
1:E:532:ARG:HH22	1:E:560:LEU:HD12	1.66	0.60
1:F:5:GLU:HG2	1:F:6:ASN:N	2.15	0.60

Continued on next page...

Continued from previous page...

Atom-1	Atom-2	Interatomic distance (Å)	Clash overlap (Å)
1:F:101:ASP:OD1	1:F:138:THR:HG21	2.01	0.60
1:H:349:PRO:HB2	1:H:351:PHE:CE2	2.35	0.60
1:J:370:PRO:HB2	1:J:371:TYR:CD1	2.35	0.60
1:A:101:ASP:HB3	1:A:143:VAL:HG13	1.82	0.60
1:A:586:THR:N	1:A:587:PRO:HD3	2.16	0.60
1:B:5:GLU:HG2	1:B:6:ASN:N	2.15	0.60
1:B:539:LEU:HD21	1:B:551:LEU:HB3	1.83	0.60
1:C:350:PHE:HE1	1:D:363:TYR:HE1	1.49	0.60
1:G:273:ARG:O	1:G:274:ARG:CB	2.49	0.60
1:G:539:LEU:HD21	1:G:551:LEU:HB3	1.83	0.60
1:H:539:LEU:HD21	1:H:551:LEU:HB3	1.83	0.60
1:I:5:GLU:HG2	1:I:6:ASN:N	2.15	0.60
1:L:41:TRP:CD2	1:L:42:ASP:N	2.69	0.60
1:A:532:ARG:HH22	1:A:560:LEU:HD12	1.66	0.60
1:B:101:ASP:HB3	1:B:143:VAL:HG13	1.82	0.60
1:F:41:TRP:CD2	1:F:42:ASP:N	2.69	0.60
1:F:350:PHE:HE1	1:G:363:TYR:HE1	1.50	0.60
1:G:370:PRO:HB2	1:G:371:TYR:CD1	2.35	0.60
1:H:41:TRP:CD2	1:H:42:ASP:N	2.69	0.60
1:H:511:ARG:HA	1:H:513:ARG:CD	2.28	0.60
1:I:101:ASP:OD1	1:I:138:THR:HG21	2.01	0.60
1:I:410:SER:O	1:I:414:GLU:HG2	2.00	0.60
1:J:457:MET:O	1:J:457:MET:HG3	2.00	0.60
1:K:5:GLU:HG2	1:K:6:ASN:N	2.15	0.60
1:K:230:GLU:HG3	1:K:231:THR:N	2.15	0.60
1:K:586:THR:N	1:K:587:PRO:HD3	2.16	0.60
1:L:602:GLY:O	1:L:606:PRO:CB	2.50	0.60
1:B:41:TRP:HE3	1:B:42:ASP:O	1.82	0.60
1:D:101:ASP:OD1	1:D:138:THR:HG21	2.01	0.60
1:E:44:TRP:O	1:E:45:LEU:HD13	2.02	0.60
1:E:273:ARG:O	1:E:274:ARG:CB	2.49	0.60
1:F:101:ASP:HB3	1:F:143:VAL:HG13	1.82	0.60
1:F:273:ARG:O	1:F:274:ARG:CB	2.49	0.60
1:I:546:THR:HG23	1:I:547:PRO:CD	2.29	0.60
1:K:457:MET:HG3	1:K:457:MET:O	2.00	0.60
1:A:230:GLU:HG3	1:A:231:THR:N	2.15	0.60
1:B:602:GLY:O	1:B:606:PRO:CB	2.50	0.60
1:G:41:TRP:CD2	1:G:42:ASP:N	2.69	0.60
1:H:44:TRP:O	1:H:45:LEU:HD13	2.02	0.60
1:I:34:PHE:CZ	1:I:328:ARG:NH2	2.62	0.60
1:J:532:ARG:HH22	1:J:560:LEU:HD12	1.66	0.60

Continued on next page...

Continued from previous page...

Atom-1	Atom-2	Interatomic distance (Å)	Clash overlap (Å)
1:K:602:GLY:O	1:K:606:PRO:CB	2.50	0.60
1:L:230:GLU:HG3	1:L:231:THR:N	2.15	0.60
1:L:273:ARG:O	1:L:274:ARG:CB	2.49	0.60
1:A:101:ASP:OD1	1:A:138:THR:HG21	2.01	0.60
1:A:109:ILE:HG21	1:L:164:LEU:HB2	1.83	0.60
1:C:158:TRP:HD1	1:C:158:TRP:H	1.50	0.60
1:C:539:LEU:HD21	1:C:551:LEU:HB3	1.83	0.60
1:D:44:TRP:O	1:D:45:LEU:HD13	2.02	0.60
1:E:138:THR:H	1:E:143:VAL:CG2	2.10	0.60
1:F:586:THR:N	1:F:587:PRO:HD3	2.16	0.60
1:G:138:THR:H	1:G:143:VAL:CG2	2.10	0.60
1:H:602:GLY:O	1:H:606:PRO:CB	2.50	0.60
1:I:44:TRP:O	1:I:45:LEU:HD13	2.02	0.60
1:I:434:THR:HG21	1:J:72:ARG:CG	2.30	0.60
1:I:539:LEU:HD21	1:I:551:LEU:HB3	1.83	0.60
1:J:273:ARG:O	1:J:274:ARG:CB	2.49	0.60
1:L:328:ARG:HA	1:L:331:ASN:HD22	1.67	0.60
1:A:44:TRP:O	1:A:45:LEU:HD13	2.02	0.60
1:D:41:TRP:CD2	1:D:42:ASP:N	2.69	0.60
1:E:328:ARG:HA	1:E:331:ASN:HD22	1.67	0.60
1:E:602:GLY:O	1:E:606:PRO:CB	2.50	0.60
1:G:158:TRP:HD1	1:G:158:TRP:H	1.50	0.60
1:I:123:VAL:HG21	1:I:153:CYS:HB3	1.82	0.60
1:J:398:PRO:HB3	1:K:395:PRO:HD2	1.84	0.60
1:J:602:GLY:O	1:J:606:PRO:CB	2.50	0.60
1:B:546:THR:HG23	1:B:547:PRO:CD	2.29	0.60
1:C:602:GLY:O	1:C:606:PRO:CB	2.50	0.60
1:D:230:GLU:HG3	1:D:231:THR:N	2.15	0.60
1:D:539:LEU:HD21	1:D:551:LEU:HB3	1.83	0.60
1:G:101:ASP:HB3	1:G:143:VAL:HG13	1.82	0.60
1:I:602:GLY:O	1:I:606:PRO:CB	2.50	0.60
1:K:158:TRP:HD1	1:K:158:TRP:H	1.50	0.60
1:L:101:ASP:OD1	1:L:138:THR:HG21	2.01	0.60
1:L:138:THR:H	1:L:143:VAL:CG2	2.10	0.60
1:L:158:TRP:HD1	1:L:158:TRP:H	1.50	0.60
1:L:255:ILE:O	1:L:257:ASP:N	2.35	0.60
1:A:273:ARG:O	1:A:274:ARG:CB	2.49	0.60
1:D:602:GLY:O	1:D:606:PRO:CB	2.50	0.60
1:E:166:ASP:OD1	1:E:168:SER:HB3	2.02	0.60
1:E:539:LEU:HD21	1:E:551:LEU:HB3	1.83	0.60
1:F:41:TRP:HE3	1:F:42:ASP:O	1.82	0.60

Continued on next page...

Continued from previous page...

Atom-1	Atom-2	Interatomic distance (Å)	Clash overlap (Å)
1:F:328:ARG:HA	1:F:331:ASN:HD22	1.67	0.60
1:G:44:TRP:O	1:G:45:LEU:HD13	2.02	0.60
1:I:328:ARG:HA	1:I:331:ASN:HD22	1.67	0.60
1:A:255:ILE:O	1:A:257:ASP:N	2.35	0.59
1:A:602:GLY:O	1:A:606:PRO:CB	2.50	0.59
1:C:101:ASP:OD1	1:C:138:THR:HG21	2.01	0.59
1:C:571:TYR:CZ	1:C:575:GLN:HG3	2.37	0.59
1:D:41:TRP:HE3	1:D:42:ASP:O	1.82	0.59
1:D:273:ARG:O	1:D:274:ARG:CB	2.49	0.59
1:F:602:GLY:O	1:F:606:PRO:CB	2.50	0.59
1:G:166:ASP:OD1	1:G:168:SER:HB3	2.02	0.59
1:H:123:VAL:HG21	1:H:153:CYS:HB3	1.82	0.59
1:I:273:ARG:O	1:I:274:ARG:HB2	2.02	0.59
1:J:571:TYR:CZ	1:J:575:GLN:HG3	2.37	0.59
1:K:101:ASP:OD1	1:K:138:THR:HG21	2.01	0.59
1:K:138:THR:H	1:K:143:VAL:CG2	2.10	0.59
1:A:328:ARG:HA	1:A:331:ASN:HD22	1.67	0.59
1:A:410:SER:O	1:A:414:GLU:HG2	2.00	0.59
1:B:571:TYR:CZ	1:B:575:GLN:HG3	2.38	0.59
1:B:586:THR:N	1:B:587:PRO:HD3	2.16	0.59
1:E:34:PHE:CZ	1:E:328:ARG:NH2	2.62	0.59
1:H:165:MET:HG3	1:H:307:TRP:CE3	2.37	0.59
1:H:273:ARG:O	1:H:274:ARG:HB2	2.02	0.59
1:I:101:ASP:HB3	1:I:143:VAL:HG13	1.82	0.59
1:J:539:LEU:HD21	1:J:551:LEU:HB3	1.83	0.59
1:K:255:ILE:O	1:K:257:ASP:N	2.35	0.59
1:K:273:ARG:O	1:K:274:ARG:HB2	2.02	0.59
1:C:165:MET:HG3	1:C:307:TRP:CE3	2.38	0.59
1:E:255:ILE:O	1:E:257:ASP:N	2.35	0.59
1:I:571:TYR:CZ	1:I:575:GLN:HG3	2.37	0.59
1:K:532:ARG:HH22	1:K:560:LEU:HD12	1.66	0.59
1:K:603:GLN:O	1:K:607:ALA:N	2.31	0.59
1:L:44:TRP:O	1:L:45:LEU:HD13	2.02	0.59
1:D:165:MET:HG3	1:D:307:TRP:CE3	2.37	0.59
1:D:571:TYR:CZ	1:D:575:GLN:HG3	2.37	0.59
1:F:350:PHE:HA	1:G:372:TYR:O	2.02	0.59
1:G:92:ASP:HB3	1:H:561:ASP:OD2	2.02	0.59
1:G:328:ARG:HA	1:G:331:ASN:HD22	1.67	0.59
1:K:571:TYR:CZ	1:K:575:GLN:HG3	2.38	0.59
1:L:118:GLN:NE2	1:L:303:VAL:HB	2.18	0.59
1:L:166:ASP:OD1	1:L:168:SER:HB3	2.02	0.59

Continued on next page...

Continued from previous page...

Atom-1	Atom-2	Interatomic distance (Å)	Clash overlap (Å)
1:A:166:ASP:OD1	1:A:168:SER:HB3	2.02	0.59
1:B:66:LYS:HZ3	1:B:420:VAL:CG1	2.14	0.59
1:C:328:ARG:HA	1:C:331:ASN:HD22	1.67	0.59
1:D:158:TRP:HB3	1:D:173:CYS:CA	2.30	0.59
1:D:255:ILE:O	1:D:257:ASP:N	2.35	0.59
1:F:118:GLN:NE2	1:F:303:VAL:HB	2.18	0.59
1:F:166:ASP:OD1	1:F:168:SER:HB3	2.02	0.59
1:H:328:ARG:HA	1:H:331:ASN:HD22	1.67	0.59
1:I:165:MET:HG3	1:I:307:TRP:CE3	2.38	0.59
1:I:255:ILE:O	1:I:257:ASP:N	2.35	0.59
1:K:27:ARG:CZ	1:L:211:TRP:HB3	2.32	0.59
1:K:165:MET:HG3	1:K:307:TRP:CE3	2.38	0.59
1:A:546:THR:HG23	1:A:547:PRO:CD	2.29	0.59
1:B:328:ARG:HA	1:B:331:ASN:HD22	1.67	0.59
1:D:328:ARG:HA	1:D:331:ASN:HD22	1.67	0.59
1:E:118:GLN:NE2	1:E:303:VAL:HB	2.18	0.59
1:E:411:ALA:HB1	1:F:57:PHE:HD1	1.66	0.59
1:F:27:ARG:HB2	1:F:313:LYS:HE3	1.85	0.59
1:J:426:ASN:O	1:J:427:GLY:C	2.41	0.59
1:L:571:TYR:CZ	1:L:575:GLN:HG3	2.38	0.59
1:B:27:ARG:HB2	1:B:313:LYS:HE3	1.85	0.59
1:B:66:LYS:HZ3	1:B:420:VAL:CG2	2.15	0.59
1:C:118:GLN:NE2	1:C:303:VAL:HB	2.18	0.59
1:E:27:ARG:HB2	1:E:313:LYS:HE3	1.85	0.59
1:E:165:MET:HG3	1:E:307:TRP:CE3	2.38	0.59
1:F:44:TRP:O	1:F:45:LEU:HD13	2.02	0.59
1:G:255:ILE:O	1:G:257:ASP:N	2.35	0.59
1:K:166:ASP:OD1	1:K:168:SER:HB3	2.02	0.59
1:L:27:ARG:HB2	1:L:313:LYS:HE3	1.85	0.59
1:A:123:VAL:HG21	1:A:153:CYS:HB3	1.82	0.59
1:A:158:TRP:HD1	1:A:158:TRP:H	1.50	0.59
1:A:539:LEU:HD21	1:A:551:LEU:HB3	1.83	0.59
1:B:138:THR:OG1	1:B:143:VAL:HA	2.03	0.59
1:B:165:MET:HG3	1:B:307:TRP:CE3	2.38	0.59
1:C:273:ARG:O	1:C:274:ARG:HB2	2.02	0.59
1:D:118:GLN:NE2	1:D:303:VAL:HB	2.18	0.59
1:D:273:ARG:O	1:D:274:ARG:HB2	2.02	0.59
1:E:41:TRP:HE3	1:E:42:ASP:O	1.82	0.59
1:F:571:TYR:CZ	1:F:575:GLN:HG3	2.38	0.59
1:G:138:THR:OG1	1:G:143:VAL:HA	2.03	0.59
1:G:426:ASN:O	1:G:427:GLY:C	2.41	0.59

Continued on next page...

Continued from previous page...

Atom-1	Atom-2	Interatomic distance (Å)	Clash overlap (Å)
1:G:532:ARG:HH22	1:G:560:LEU:HD12	1.66	0.59
1:G:571:TYR:CZ	1:G:575:GLN:HG3	2.37	0.59
1:G:602:GLY:O	1:G:606:PRO:CB	2.50	0.59
1:H:322:LEU:HD11	1:I:58:ASP:OD2	1.96	0.59
1:J:118:GLN:NE2	1:J:303:VAL:HB	2.18	0.59
1:J:255:ILE:O	1:J:257:ASP:N	2.35	0.59
1:K:27:ARG:HB2	1:K:313:LYS:HE3	1.85	0.59
1:B:166:ASP:OD1	1:B:168:SER:HB3	2.02	0.59
1:B:255:ILE:O	1:B:257:ASP:N	2.35	0.59
1:C:352:TRP:HD1	1:D:374:LEU:O	1.86	0.59
1:D:158:TRP:HD1	1:D:158:TRP:H	1.50	0.59
1:E:41:TRP:CD2	1:E:42:ASP:N	2.69	0.59
1:F:138:THR:OG1	1:F:143:VAL:HA	2.03	0.59
1:F:255:ILE:O	1:F:257:ASP:N	2.35	0.59
1:F:426:ASN:O	1:F:427:GLY:C	2.41	0.59
1:J:165:MET:HG3	1:J:307:TRP:CE3	2.38	0.59
1:K:44:TRP:O	1:K:45:LEU:HD13	2.02	0.59
1:B:532:ARG:HH22	1:B:560:LEU:HD12	1.66	0.59
1:C:166:ASP:OD1	1:C:168:SER:HB3	2.02	0.59
1:C:553:LEU:HB2	1:C:576:LEU:HD21	1.85	0.59
1:E:231:THR:HG23	1:E:249:ARG:HE	1.68	0.59
1:H:27:ARG:HB2	1:H:313:LYS:HE3	1.85	0.59
1:H:118:GLN:NE2	1:H:303:VAL:HB	2.18	0.59
1:H:138:THR:H	1:H:143:VAL:CG2	2.10	0.59
1:H:255:ILE:O	1:H:257:ASP:N	2.35	0.59
1:J:44:TRP:O	1:J:45:LEU:HD13	2.02	0.59
1:K:118:GLN:NE2	1:K:303:VAL:HB	2.18	0.59
1:B:118:GLN:NE2	1:B:303:VAL:HB	2.18	0.58
1:B:426:ASN:O	1:B:427:GLY:C	2.41	0.58
1:C:255:ILE:O	1:C:257:ASP:N	2.35	0.58
1:F:273:ARG:O	1:F:274:ARG:HB2	2.02	0.58
1:F:532:ARG:HH22	1:F:560:LEU:HD12	1.66	0.58
1:I:138:THR:OG1	1:I:143:VAL:HA	2.03	0.58
1:I:166:ASP:OD1	1:I:168:SER:HB3	2.02	0.58
1:J:27:ARG:HB2	1:J:313:LYS:HE3	1.85	0.58
1:J:158:TRP:H	1:J:158:TRP:HD1	1.50	0.58
1:J:231:THR:HG23	1:J:249:ARG:HE	1.68	0.58
1:L:539:LEU:HD21	1:L:551:LEU:HB3	1.83	0.58
1:A:165:MET:HG3	1:A:307:TRP:CE3	2.38	0.58
1:D:347:LYS:HG3	1:D:392:TYR:O	2.04	0.58
1:E:400:ALA:CB	1:F:395:PRO:HB2	2.33	0.58

Continued on next page...

Continued from previous page...

Atom-1	Atom-2	Interatomic distance (Å)	Clash overlap (Å)
1:H:138:THR:OG1	1:H:143:VAL:HA	2.03	0.58
1:I:426:ASN:O	1:I:427:GLY:C	2.41	0.58
1:J:41:TRP:HE3	1:J:42:ASP:O	1.82	0.58
1:J:138:THR:OG1	1:J:143:VAL:HA	2.03	0.58
1:J:166:ASP:OD1	1:J:168:SER:HB3	2.02	0.58
1:J:347:LYS:HG3	1:J:392:TYR:O	2.04	0.58
1:K:347:LYS:HG3	1:K:392:TYR:O	2.04	0.58
1:L:426:ASN:O	1:L:427:GLY:C	2.41	0.58
1:A:27:ARG:HD2	1:B:212:LEU:H	1.68	0.58
1:A:118:GLN:NE2	1:A:303:VAL:HB	2.18	0.58
1:A:346:LYS:HG3	1:B:367:ASP:OD1	2.02	0.58
1:D:166:ASP:OD1	1:D:168:SER:HB3	2.02	0.58
1:D:231:THR:HG23	1:D:249:ARG:HE	1.68	0.58
1:G:27:ARG:HB2	1:G:313:LYS:HE3	1.85	0.58
1:H:158:TRP:HD1	1:H:158:TRP:H	1.50	0.58
1:H:166:ASP:OD1	1:H:168:SER:HB3	2.02	0.58
1:H:571:TYR:CZ	1:H:575:GLN:HG3	2.37	0.58
1:A:78:VAL:HG12	1:A:79:LEU:H	1.68	0.58
1:A:138:THR:OG1	1:A:143:VAL:HA	2.03	0.58
1:A:571:TYR:CZ	1:A:575:GLN:HG3	2.38	0.58
1:B:44:TRP:O	1:B:45:LEU:HD13	2.02	0.58
1:E:273:ARG:O	1:E:274:ARG:HB2	2.02	0.58
1:G:118:GLN:NE2	1:G:303:VAL:HB	2.18	0.58
1:G:347:LYS:HG3	1:G:392:TYR:O	2.04	0.58
1:H:411:ALA:HB1	1:I:57:PHE:CD1	2.36	0.58
1:K:328:ARG:HA	1:K:331:ASN:HD22	1.67	0.58
1:A:231:THR:HG23	1:A:249:ARG:HE	1.68	0.58
1:A:426:ASN:O	1:A:427:GLY:C	2.41	0.58
1:A:427:GLY:O	1:A:429:GLN:N	2.37	0.58
1:C:426:ASN:O	1:C:427:GLY:C	2.41	0.58
1:C:532:ARG:HH22	1:C:560:LEU:HD12	1.66	0.58
1:D:426:ASN:O	1:D:427:GLY:C	2.41	0.58
1:E:158:TRP:H	1:E:158:TRP:HD1	1.50	0.58
1:F:27:ARG:CZ	1:G:211:TRP:CB	2.80	0.58
1:G:165:MET:HG3	1:G:307:TRP:CE3	2.38	0.58
1:I:78:VAL:HG12	1:I:79:LEU:H	1.68	0.58
1:I:82:PRO:CG	1:J:560:LEU:HD22	2.21	0.58
1:K:37:ARG:HH21	1:K:37:ARG:CB	2.11	0.58
1:K:231:THR:HG23	1:K:249:ARG:HE	1.68	0.58
1:L:165:MET:HG3	1:L:307:TRP:CE3	2.38	0.58
1:B:270:GLN:O	1:B:271:ILE:HD13	2.04	0.58

Continued on next page...

Continued from previous page...

Atom-1	Atom-2	Interatomic distance (Å)	Clash overlap (Å)
1:C:27:ARG:HB2	1:C:313:LYS:HE3	1.85	0.58
1:C:44:TRP:O	1:C:45:LEU:HD13	2.02	0.58
1:D:78:VAL:HG12	1:D:79:LEU:H	1.68	0.58
1:D:270:GLN:O	1:D:271:ILE:HD13	2.04	0.58
1:E:571:TYR:CZ	1:E:575:GLN:HG3	2.38	0.58
1:F:165:MET:HG3	1:F:307:TRP:CE3	2.38	0.58
1:F:231:THR:HG23	1:F:249:ARG:HE	1.68	0.58
1:F:232:ALA:O	1:F:233:PHE:HB2	2.04	0.58
1:H:231:THR:HG23	1:H:249:ARG:HE	1.68	0.58
1:I:347:LYS:HG3	1:I:392:TYR:O	2.04	0.58
1:I:427:GLY:O	1:I:429:GLN:N	2.37	0.58
1:J:232:ALA:O	1:J:233:PHE:HB2	2.04	0.58
1:K:138:THR:OG1	1:K:143:VAL:HA	2.03	0.58
1:L:347:LYS:HG3	1:L:392:TYR:O	2.04	0.58
1:A:347:LYS:HG3	1:A:392:TYR:O	2.04	0.58
1:B:427:GLY:O	1:B:429:GLN:N	2.37	0.58
1:C:347:LYS:HG3	1:C:392:TYR:O	2.04	0.58
1:C:434:THR:HG21	1:D:72:ARG:HG2	1.85	0.58
1:E:270:GLN:O	1:E:271:ILE:HD13	2.04	0.58
1:F:158:TRP:HD1	1:F:158:TRP:H	1.50	0.58
1:G:427:GLY:O	1:G:429:GLN:N	2.37	0.58
1:H:270:GLN:O	1:H:271:ILE:HD13	2.04	0.58
1:H:347:LYS:HG3	1:H:392:TYR:O	2.04	0.58
1:J:328:ARG:HA	1:J:331:ASN:HD22	1.67	0.58
1:K:426:ASN:O	1:K:427:GLY:C	2.41	0.58
1:L:273:ARG:O	1:L:274:ARG:HB2	2.02	0.58
1:B:231:THR:HG23	1:B:249:ARG:HE	1.68	0.58
1:C:231:THR:HG23	1:C:249:ARG:HE	1.68	0.58
1:C:427:GLY:O	1:C:429:GLN:N	2.37	0.58
1:C:535:ILE:CD1	1:C:554:LEU:HG	2.34	0.58
1:D:27:ARG:HB2	1:D:313:LYS:HE3	1.85	0.58
1:F:347:LYS:HG3	1:F:392:TYR:O	2.04	0.58
1:H:28:GLU:HB2	1:H:313:LYS:HZ2	1.69	0.58
1:H:45:LEU:CD2	1:H:328:ARG:HH21	2.17	0.58
1:H:379:GLU:O	1:H:380:ASN:CB	2.52	0.58
1:H:535:ILE:CD1	1:H:554:LEU:HG	2.34	0.58
1:I:27:ARG:HB2	1:I:313:LYS:HE3	1.85	0.58
1:K:312:ASP:OD2	1:L:178:SER:HB2	2.04	0.58
1:K:553:LEU:HB2	1:K:576:LEU:HD21	1.85	0.58
1:L:270:GLN:O	1:L:271:ILE:HD13	2.04	0.58
1:L:553:LEU:HB2	1:L:576:LEU:HD21	1.85	0.58

Continued on next page...

Continued from previous page...

Atom-1	Atom-2	Interatomic distance (Å)	Clash overlap (Å)
1:A:232:ALA:O	1:A:233:PHE:HB2	2.04	0.58
1:A:273:ARG:O	1:A:274:ARG:HB2	2.02	0.58
1:B:45:LEU:CD2	1:B:328:ARG:HH21	2.17	0.58
1:B:232:ALA:O	1:B:233:PHE:HB2	2.04	0.58
1:B:379:GLU:O	1:B:380:ASN:CB	2.52	0.58
1:C:216:THR:HB	1:C:218:GLN:OE1	2.04	0.58
1:C:400:ALA:HB2	1:D:395:PRO:HB2	1.85	0.58
1:D:138:THR:OG1	1:D:143:VAL:HA	2.03	0.58
1:D:379:GLU:O	1:D:380:ASN:CB	2.52	0.58
1:E:78:VAL:HG12	1:E:79:LEU:H	1.68	0.58
1:G:535:ILE:CD1	1:G:554:LEU:HG	2.34	0.58
1:H:354:GLU:OE2	1:I:376:ARG:NE	2.37	0.58
1:I:306:GLU:OE2	1:J:65:ARG:HG2	2.02	0.58
1:J:427:GLY:O	1:J:429:GLN:N	2.37	0.58
1:K:45:LEU:CD2	1:K:328:ARG:HH21	2.17	0.58
1:K:232:ALA:O	1:K:233:PHE:HB2	2.04	0.58
1:K:427:GLY:O	1:K:429:GLN:N	2.37	0.58
1:A:27:ARG:HB2	1:A:313:LYS:HE3	1.85	0.58
1:A:270:GLN:O	1:A:271:ILE:HD13	2.04	0.58
1:B:273:ARG:O	1:B:274:ARG:HB2	2.02	0.58
1:C:138:THR:OG1	1:C:143:VAL:HA	2.03	0.58
1:F:45:LEU:CD2	1:F:328:ARG:HH21	2.17	0.58
1:F:270:GLN:O	1:F:271:ILE:HD13	2.04	0.58
1:I:231:THR:HG23	1:I:249:ARG:HE	1.68	0.58
1:K:216:THR:HB	1:K:218:GLN:OE1	2.04	0.58
1:L:535:ILE:CD1	1:L:554:LEU:HG	2.34	0.58
1:B:248:LYS:HZ2	1:B:251:ILE:HD12	1.68	0.57
1:C:270:GLN:O	1:C:271:ILE:HD13	2.04	0.57
1:E:138:THR:OG1	1:E:143:VAL:HA	2.03	0.57
1:G:553:LEU:HB2	1:G:576:LEU:HD21	1.85	0.57
1:I:216:THR:HB	1:I:218:GLN:OE1	2.04	0.57
1:B:553:LEU:HB2	1:B:576:LEU:HD21	1.86	0.57
1:C:379:GLU:O	1:C:380:ASN:CB	2.52	0.57
1:E:232:ALA:O	1:E:233:PHE:HB2	2.04	0.57
1:E:535:ILE:CD1	1:E:554:LEU:HG	2.34	0.57
1:H:216:THR:HB	1:H:218:GLN:OE1	2.04	0.57
1:I:118:GLN:NE2	1:I:303:VAL:HB	2.18	0.57
1:I:232:ALA:O	1:I:233:PHE:HB2	2.04	0.57
1:J:45:LEU:CD2	1:J:328:ARG:HH21	2.17	0.57
1:J:78:VAL:HG12	1:J:79:LEU:H	1.68	0.57
1:J:270:GLN:O	1:J:271:ILE:HD13	2.04	0.57

Continued on next page...

Continued from previous page...

Atom-1	Atom-2	Interatomic distance (Å)	Clash overlap (Å)
1:L:78:VAL:HG12	1:L:79:LEU:H	1.68	0.57
1:B:209:PHE:HA	1:B:211:TRP:CE2	2.40	0.57
1:B:347:LYS:HG3	1:B:392:TYR:O	2.04	0.57
1:D:27:ARG:CZ	1:E:211:TRP:HB3	2.34	0.57
1:D:309:PHE:HB2	1:E:150:HIS:HB3	1.86	0.57
1:D:352:TRP:HZ2	1:E:385:PRO:HG2	1.62	0.57
1:E:101:ASP:HB3	1:E:138:THR:HG21	1.87	0.57
1:E:427:GLY:O	1:E:429:GLN:N	2.37	0.57
1:F:427:GLY:O	1:F:429:GLN:N	2.37	0.57
1:G:78:VAL:HG12	1:G:79:LEU:H	1.68	0.57
1:G:216:THR:HB	1:G:218:GLN:OE1	2.04	0.57
1:I:45:LEU:CD2	1:I:328:ARG:HH21	2.16	0.57
1:I:158:TRP:HD1	1:I:158:TRP:H	1.50	0.57
1:I:553:LEU:HB2	1:I:576:LEU:HD21	1.85	0.57
1:K:28:GLU:HB2	1:K:313:LYS:HZ2	1.68	0.57
1:K:535:ILE:CD1	1:K:554:LEU:HG	2.34	0.57
1:L:209:PHE:HA	1:L:211:TRP:CE2	2.40	0.57
1:A:216:THR:HB	1:A:218:GLN:OE1	2.04	0.57
1:B:554:LEU:HD22	1:C:567:MET:CE	2.35	0.57
1:F:553:LEU:HB2	1:F:576:LEU:HD21	1.86	0.57
1:G:422:THR:HG22	1:G:425:VAL:HG22	1.87	0.57
1:G:546:THR:HG23	1:G:547:PRO:CD	2.29	0.57
1:H:35:PHE:C	1:H:37:ARG:N	2.58	0.57
1:I:270:GLN:O	1:I:271:ILE:HD13	2.04	0.57
1:K:379:GLU:O	1:K:380:ASN:CB	2.52	0.57
1:K:422:THR:HG22	1:K:425:VAL:HG22	1.87	0.57
1:L:66:LYS:HZ1	1:L:420:VAL:HG11	1.68	0.57
1:L:379:GLU:O	1:L:380:ASN:CB	2.52	0.57
1:B:35:PHE:C	1:B:37:ARG:N	2.58	0.57
1:D:399:GLN:HB3	1:E:396:GLU:HA	1.87	0.57
1:E:209:PHE:HA	1:E:211:TRP:CE2	2.40	0.57
1:G:209:PHE:HA	1:G:211:TRP:CE2	2.40	0.57
1:G:273:ARG:O	1:G:274:ARG:HB2	2.02	0.57
1:H:553:LEU:HB2	1:H:576:LEU:HD21	1.85	0.57
1:J:535:ILE:CD1	1:J:554:LEU:HG	2.34	0.57
1:J:553:LEU:HB2	1:J:576:LEU:HD21	1.85	0.57
1:A:11:ILE:HD12	1:A:285:ALA:CA	2.31	0.57
1:A:35:PHE:C	1:A:37:ARG:N	2.58	0.57
1:B:248:LYS:H	1:B:248:LYS:HD2	1.70	0.57
1:C:35:PHE:C	1:C:37:ARG:N	2.58	0.57
1:C:45:LEU:CD2	1:C:328:ARG:HH21	2.17	0.57

Continued on next page...

Continued from previous page...

Atom-1	Atom-2	Interatomic distance (Å)	Clash overlap (Å)
1:D:35:PHE:C	1:D:37:ARG:N	2.58	0.57
1:F:92:ASP:HB3	1:G:561:ASP:OD2	2.05	0.57
1:I:209:PHE:HA	1:I:211:TRP:CE2	2.40	0.57
1:J:101:ASP:HB3	1:J:138:THR:HG21	1.87	0.57
1:J:246:TYR:HE2	1:J:512:GLY:N	2.03	0.57
1:L:231:THR:HG23	1:L:249:ARG:HE	1.68	0.57
1:L:248:LYS:H	1:L:248:LYS:HD2	1.70	0.57
1:A:535:ILE:CD1	1:A:554:LEU:HG	2.34	0.57
1:B:422:THR:HG22	1:B:425:VAL:HG22	1.87	0.57
1:D:101:ASP:HB3	1:D:138:THR:HG21	1.87	0.57
1:D:209:PHE:HA	1:D:211:TRP:CE2	2.40	0.57
1:E:347:LYS:HG3	1:E:392:TYR:O	2.04	0.57
1:E:634:ILE:HA	1:E:637:ALA:HB3	1.87	0.57
1:F:248:LYS:H	1:F:248:LYS:HD2	1.70	0.57
1:G:101:ASP:HB3	1:G:138:THR:HG21	1.87	0.57
1:H:232:ALA:O	1:H:233:PHE:HB2	2.04	0.57
1:H:427:GLY:O	1:H:429:GLN:N	2.37	0.57
1:K:440:MET:O	1:K:444:LEU:HD22	2.05	0.57
1:L:246:TYR:HE2	1:L:512:GLY:N	2.03	0.57
1:A:379:GLU:O	1:A:380:ASN:CB	2.52	0.57
1:A:634:ILE:HA	1:A:637:ALA:HB3	1.87	0.57
1:B:78:VAL:HG12	1:B:79:LEU:H	1.68	0.57
1:B:101:ASP:HB3	1:B:138:THR:HG21	1.87	0.57
1:C:248:LYS:H	1:C:248:LYS:HD2	1.70	0.57
1:E:426:ASN:O	1:E:427:GLY:C	2.41	0.57
1:F:35:PHE:C	1:F:37:ARG:N	2.58	0.57
1:F:216:THR:HB	1:F:218:GLN:OE1	2.04	0.57
1:F:535:ILE:CD1	1:F:554:LEU:HG	2.34	0.57
1:F:634:ILE:HA	1:F:637:ALA:HB3	1.87	0.57
1:G:634:ILE:HA	1:G:637:ALA:HB3	1.87	0.57
1:H:426:ASN:O	1:H:427:GLY:C	2.41	0.57
1:J:35:PHE:C	1:J:37:ARG:N	2.58	0.57
1:J:422:THR:HG22	1:J:425:VAL:HG22	1.87	0.57
1:K:248:LYS:H	1:K:248:LYS:HD2	1.70	0.57
1:L:35:PHE:C	1:L:37:ARG:N	2.58	0.57
1:L:232:ALA:O	1:L:233:PHE:HB2	2.04	0.57
1:A:564:GLY:HA2	1:L:554:LEU:HD21	1.86	0.57
1:B:216:THR:HB	1:B:218:GLN:OE1	2.04	0.57
1:B:535:ILE:CD1	1:B:554:LEU:HG	2.34	0.57
1:B:634:ILE:HA	1:B:637:ALA:HB3	1.87	0.57
1:B:643:ASN:O	1:B:647:ALA:N	2.36	0.57

Continued on next page...

Continued from previous page...

Atom-1	Atom-2	Interatomic distance (Å)	Clash overlap (Å)
1:C:78:VAL:HG12	1:C:79:LEU:H	1.69	0.57
1:D:353:PRO:HD3	1:E:374:LEU:O	2.04	0.57
1:D:634:ILE:HA	1:D:637:ALA:HB3	1.87	0.57
1:E:440:MET:O	1:E:444:LEU:HD22	2.05	0.57
1:F:78:VAL:HG12	1:F:79:LEU:H	1.68	0.57
1:G:35:PHE:C	1:G:37:ARG:N	2.58	0.57
1:G:539:LEU:HD21	1:G:551:LEU:CB	2.35	0.57
1:H:101:ASP:HB3	1:H:138:THR:HG21	1.87	0.57
1:I:82:PRO:HD2	1:J:560:LEU:CD1	2.18	0.57
1:J:248:LYS:H	1:J:248:LYS:HD2	1.70	0.57
1:J:273:ARG:O	1:J:274:ARG:HB2	2.02	0.57
1:J:440:MET:O	1:J:444:LEU:HD22	2.05	0.57
1:K:634:ILE:HA	1:K:637:ALA:HB3	1.87	0.57
1:L:138:THR:OG1	1:L:143:VAL:HA	2.03	0.57
1:L:427:GLY:O	1:L:429:GLN:N	2.37	0.57
1:A:345:PRO:HB3	1:B:372:TYR:OH	2.05	0.57
1:B:246:TYR:HE2	1:B:512:GLY:N	2.03	0.57
1:D:232:ALA:O	1:D:233:PHE:HB2	2.04	0.57
1:E:216:THR:HB	1:E:218:GLN:OE1	2.04	0.57
1:F:246:TYR:HE2	1:F:512:GLY:N	2.03	0.57
1:G:66:LYS:HZ3	1:G:420:VAL:HG11	1.69	0.57
1:G:231:THR:HG23	1:G:249:ARG:HE	1.68	0.57
1:H:78:VAL:HG12	1:H:79:LEU:H	1.68	0.57
1:I:246:TYR:HE2	1:I:512:GLY:N	2.03	0.57
1:J:216:THR:HB	1:J:218:GLN:OE1	2.04	0.57
1:J:539:LEU:HD21	1:J:551:LEU:CB	2.35	0.57
1:K:101:ASP:HB3	1:K:138:THR:HG21	1.87	0.57
1:K:246:TYR:HE2	1:K:512:GLY:N	2.03	0.57
1:L:440:MET:O	1:L:444:LEU:HD22	2.05	0.57
1:L:546:THR:HG23	1:L:547:PRO:CD	2.29	0.57
1:A:84:ASP:OD1	1:B:526:SER:HB2	2.05	0.56
1:A:101:ASP:HB3	1:A:138:THR:HG21	1.87	0.56
1:A:561:ASP:OD2	1:L:92:ASP:CB	2.47	0.56
1:C:539:LEU:HD21	1:C:551:LEU:CB	2.35	0.56
1:D:28:GLU:HB2	1:D:313:LYS:HZ2	1.70	0.56
1:D:535:ILE:CD1	1:D:554:LEU:HG	2.34	0.56
1:F:546:THR:HG23	1:F:547:PRO:CD	2.29	0.56
1:G:248:LYS:H	1:G:248:LYS:HD2	1.70	0.56
1:H:209:PHE:HA	1:H:211:TRP:CE2	2.40	0.56
1:H:411:ALA:CB	1:I:57:PHE:CD1	2.88	0.56
1:H:440:MET:O	1:H:444:LEU:HD22	2.05	0.56

Continued on next page...

Continued from previous page...

Atom-1	Atom-2	Interatomic distance (Å)	Clash overlap (Å)
1:I:440:MET:O	1:I:444:LEU:HD22	2.05	0.56
1:I:539:LEU:HD21	1:I:551:LEU:CB	2.35	0.56
1:K:270:GLN:O	1:K:271:ILE:HD13	2.04	0.56
1:L:634:ILE:HA	1:L:637:ALA:HB3	1.87	0.56
1:A:553:LEU:HB2	1:A:576:LEU:HD21	1.85	0.56
1:A:567:MET:CE	1:L:554:LEU:HD22	2.34	0.56
1:E:11:ILE:HD12	1:E:285:ALA:CA	2.31	0.56
1:E:35:PHE:C	1:E:37:ARG:N	2.58	0.56
1:E:379:GLU:O	1:E:380:ASN:CB	2.52	0.56
1:E:539:LEU:HD21	1:E:551:LEU:CB	2.35	0.56
1:E:553:LEU:HB2	1:E:576:LEU:HD21	1.85	0.56
1:G:270:GLN:O	1:G:271:ILE:HD13	2.04	0.56
1:I:27:ARG:HG2	1:J:212:LEU:HD13	1.87	0.56
1:I:35:PHE:C	1:I:37:ARG:N	2.58	0.56
1:I:535:ILE:CD1	1:I:554:LEU:HG	2.34	0.56
1:J:379:GLU:O	1:J:380:ASN:CB	2.52	0.56
1:K:35:PHE:C	1:K:37:ARG:N	2.58	0.56
1:L:539:LEU:HD21	1:L:551:LEU:CB	2.35	0.56
1:A:246:TYR:HE2	1:A:512:GLY:N	2.03	0.56
1:A:248:LYS:H	1:A:248:LYS:HD2	1.70	0.56
1:A:440:MET:O	1:A:444:LEU:HD22	2.05	0.56
1:B:78:VAL:CG1	1:B:79:LEU:N	2.69	0.56
1:C:164:LEU:HA	1:C:307:TRP:HH2	1.70	0.56
1:C:440:MET:O	1:C:444:LEU:HD22	2.05	0.56
1:C:634:ILE:HA	1:C:637:ALA:HB3	1.87	0.56
1:D:66:LYS:HZ3	1:D:420:VAL:CG1	2.17	0.56
1:D:71:MET:HE1	1:D:115:VAL:HB	1.88	0.56
1:D:216:THR:HB	1:D:218:GLN:OE1	2.04	0.56
1:D:553:LEU:HB2	1:D:576:LEU:HD21	1.86	0.56
1:E:325:ASP:OD2	1:F:56:GLN:HB2	2.05	0.56
1:E:380:ASN:O	1:E:381:SER:HB3	2.06	0.56
1:E:422:THR:HG22	1:E:425:VAL:HG22	1.87	0.56
1:F:66:LYS:HZ3	1:F:420:VAL:CG2	2.17	0.56
1:F:101:ASP:HB3	1:F:138:THR:HG21	1.87	0.56
1:F:209:PHE:HA	1:F:211:TRP:CE2	2.40	0.56
1:F:546:THR:O	1:F:550:GLN:OE1	2.24	0.56
1:F:554:LEU:HD21	1:G:564:GLY:CA	2.28	0.56
1:G:232:ALA:O	1:G:233:PHE:HB2	2.04	0.56
1:H:248:LYS:H	1:H:248:LYS:HD2	1.70	0.56
1:I:66:LYS:HZ3	1:I:420:VAL:HG11	1.68	0.56
1:I:101:ASP:HB3	1:I:138:THR:HG21	1.87	0.56

Continued on next page...

Continued from previous page...

Atom-1	Atom-2	Interatomic distance (Å)	Clash overlap (Å)
1:I:248:LYS:H	1:I:248:LYS:HD2	1.70	0.56
1:J:634:ILE:HA	1:J:637:ALA:HB3	1.87	0.56
1:K:411:ALA:CB	1:L:57:PHE:HD1	2.19	0.56
1:C:209:PHE:HA	1:C:211:TRP:CE2	2.40	0.56
1:D:404:MET:SD	1:E:337:ASN:HB2	2.44	0.56
1:D:422:THR:HG22	1:D:425:VAL:HG22	1.87	0.56
1:D:440:MET:O	1:D:444:LEU:HD22	2.05	0.56
1:F:422:THR:HG22	1:F:425:VAL:HG22	1.87	0.56
1:G:246:TYR:HE2	1:G:512:GLY:N	2.03	0.56
1:H:246:TYR:HE2	1:H:512:GLY:N	2.03	0.56
1:H:539:LEU:HD21	1:H:551:LEU:CB	2.35	0.56
1:J:438:LEU:HD11	1:K:108:LYS:NZ	2.21	0.56
1:K:209:PHE:HA	1:K:211:TRP:CE2	2.40	0.56
1:K:546:THR:O	1:K:550:GLN:OE1	2.24	0.56
1:L:45:LEU:CD2	1:L:328:ARG:HH21	2.17	0.56
1:L:216:THR:HB	1:L:218:GLN:OE1	2.04	0.56
1:B:158:TRP:H	1:B:158:TRP:HD1	1.50	0.56
1:B:539:LEU:HD21	1:B:551:LEU:CB	2.35	0.56
1:D:427:GLY:O	1:D:429:GLN:N	2.37	0.56
1:E:27:ARG:HD2	1:F:212:LEU:H	1.70	0.56
1:F:164:LEU:HA	1:F:307:TRP:HH2	1.71	0.56
1:F:440:MET:O	1:F:444:LEU:HD22	2.05	0.56
1:G:306:GLU:OE2	1:H:65:ARG:HG2	2.05	0.56
1:H:634:ILE:HA	1:H:637:ALA:HB3	1.87	0.56
1:I:24:GLU:C	1:I:26:ARG:N	2.59	0.56
1:J:380:ASN:O	1:J:381:SER:HB3	2.06	0.56
1:J:411:ALA:HA	1:J:414:GLU:HG3	1.88	0.56
1:K:49:THR:O	1:K:49:THR:CG2	2.54	0.56
1:K:78:VAL:HG12	1:K:79:LEU:H	1.69	0.56
1:K:78:VAL:CG1	1:K:79:LEU:N	2.69	0.56
1:A:238:PRO:HG3	1:A:263:PHE:HB3	1.88	0.56
1:C:78:VAL:CG1	1:C:79:LEU:N	2.69	0.56
1:C:101:ASP:HB3	1:C:138:THR:HG21	1.87	0.56
1:C:232:ALA:O	1:C:233:PHE:HB2	2.04	0.56
1:C:380:ASN:O	1:C:381:SER:HB3	2.06	0.56
1:D:546:THR:HG23	1:D:547:PRO:CD	2.29	0.56
1:F:337:ASN:ND2	1:F:401:ASN:HD22	2.04	0.56
1:G:380:ASN:O	1:G:381:SER:HB3	2.06	0.56
1:H:78:VAL:CG1	1:H:79:LEU:N	2.69	0.56
1:H:92:ASP:HB3	1:I:561:ASP:OD2	2.06	0.56
1:H:164:LEU:HA	1:H:307:TRP:HH2	1.71	0.56

Continued on next page...

Continued from previous page...

Atom-1	Atom-2	Interatomic distance (Å)	Clash overlap (Å)
1:I:28:GLU:HB2	1:I:313:LYS:HZ2	1.69	0.56
1:I:238:PRO:HG3	1:I:263:PHE:HB3	1.88	0.56
1:I:422:THR:HG22	1:I:425:VAL:HG22	1.87	0.56
1:I:546:THR:O	1:I:550:GLN:OE1	2.24	0.56
1:K:380:ASN:O	1:K:381:SER:HB3	2.06	0.56
1:A:236:GLN:CB	1:A:265:LYS:HG2	2.36	0.56
1:A:422:THR:HG22	1:A:425:VAL:HG22	1.87	0.56
1:B:236:GLN:CB	1:B:265:LYS:HG2	2.36	0.56
1:B:380:ASN:O	1:B:381:SER:HB3	2.06	0.56
1:C:238:PRO:HG3	1:C:263:PHE:HB3	1.88	0.56
1:C:411:ALA:HA	1:C:414:GLU:HG3	1.88	0.56
1:D:24:GLU:C	1:D:26:ARG:N	2.59	0.56
1:E:411:ALA:HA	1:E:414:GLU:HG3	1.88	0.56
1:F:78:VAL:CG1	1:F:79:LEU:N	2.69	0.56
1:F:325:ASP:OD2	1:G:56:GLN:HB2	2.05	0.56
1:F:348:LYS:HB3	1:G:371:TYR:HA	1.86	0.56
1:H:236:GLN:CB	1:H:265:LYS:HG2	2.36	0.56
1:L:164:LEU:HA	1:L:307:TRP:HH2	1.71	0.56
1:L:411:ALA:HA	1:L:414:GLU:HG3	1.88	0.56
1:L:422:THR:HG22	1:L:425:VAL:HG22	1.87	0.56
1:L:546:THR:O	1:L:550:GLN:OE1	2.24	0.56
1:D:144:ILE:HD12	1:D:145:ARG:N	2.21	0.56
1:D:238:PRO:HG3	1:D:263:PHE:HB3	1.88	0.56
1:E:78:VAL:CG1	1:E:79:LEU:N	2.69	0.56
1:E:164:LEU:HA	1:E:307:TRP:HH2	1.71	0.56
1:F:77:ASP:HB2	1:F:523:SER:CB	2.36	0.56
1:G:379:GLU:O	1:G:380:ASN:CB	2.52	0.56
1:H:144:ILE:HD12	1:H:145:ARG:N	2.21	0.56
1:K:77:ASP:HB2	1:K:523:SER:CB	2.36	0.56
1:L:101:ASP:HB3	1:L:138:THR:HG21	1.87	0.56
1:L:337:ASN:ND2	1:L:401:ASN:HD22	2.04	0.56
1:B:434:THR:HG21	1:C:72:ARG:HG2	1.87	0.56
1:C:24:GLU:C	1:C:26:ARG:N	2.59	0.56
1:C:77:ASP:HB2	1:C:523:SER:CB	2.36	0.56
1:D:49:THR:O	1:D:49:THR:CG2	2.54	0.56
1:D:236:GLN:CB	1:D:265:LYS:HG2	2.36	0.56
1:D:246:TYR:HE2	1:D:512:GLY:N	2.03	0.56
1:E:236:GLN:CB	1:E:265:LYS:HG2	2.36	0.56
1:F:24:GLU:C	1:F:26:ARG:N	2.59	0.56
1:G:45:LEU:CD2	1:G:328:ARG:HH21	2.17	0.56
1:H:422:THR:HG22	1:H:425:VAL:HG22	1.87	0.56

Continued on next page...

Continued from previous page...

Atom-1	Atom-2	Interatomic distance (Å)	Clash overlap (Å)
1:J:164:LEU:HA	1:J:307:TRP:HH2	1.71	0.56
1:J:209:PHE:HA	1:J:211:TRP:CE2	2.40	0.56
1:J:400:ALA:CB	1:K:395:PRO:HB2	2.36	0.56
1:K:164:LEU:HA	1:K:307:TRP:HH2	1.71	0.56
1:L:380:ASN:O	1:L:381:SER:HB3	2.06	0.56
1:B:411:ALA:HA	1:B:414:GLU:HG3	1.88	0.56
1:B:546:THR:O	1:B:550:GLN:OE1	2.24	0.56
1:C:246:TYR:HE2	1:C:512:GLY:N	2.03	0.56
1:C:376:ARG:HG2	1:C:377:THR:HG23	1.88	0.56
1:D:248:LYS:H	1:D:248:LYS:HD2	1.70	0.56
1:D:411:ALA:HA	1:D:414:GLU:HG3	1.88	0.56
1:D:539:LEU:HD21	1:D:551:LEU:CB	2.35	0.56
1:E:45:LEU:CD2	1:E:328:ARG:HH21	2.17	0.56
1:E:49:THR:O	1:E:49:THR:CG2	2.54	0.56
1:E:248:LYS:H	1:E:248:LYS:HD2	1.70	0.56
1:F:49:THR:O	1:F:49:THR:CG2	2.54	0.56
1:G:49:THR:O	1:G:49:THR:CG2	2.54	0.56
1:G:77:ASP:HB2	1:G:523:SER:CB	2.36	0.56
1:G:236:GLN:CB	1:G:265:LYS:HG2	2.36	0.56
1:G:546:THR:O	1:G:550:GLN:OE1	2.24	0.56
1:J:77:ASP:HB2	1:J:523:SER:CB	2.36	0.56
1:K:66:LYS:HZ3	1:K:420:VAL:CG1	2.19	0.56
1:K:71:MET:HE1	1:K:115:VAL:HB	1.86	0.56
1:K:539:LEU:HD21	1:K:551:LEU:CB	2.35	0.56
1:A:28:GLU:HB2	1:A:313:LYS:HZ2	1.71	0.55
1:A:77:ASP:HB2	1:A:523:SER:CB	2.36	0.55
1:A:78:VAL:CG1	1:A:79:LEU:N	2.69	0.55
1:A:108:LYS:HD2	1:L:438:LEU:HD11	1.87	0.55
1:A:546:THR:O	1:A:550:GLN:OE1	2.24	0.55
1:A:643:ASN:O	1:A:647:ALA:N	2.36	0.55
1:B:89:ASP:CA	1:C:561:ASP:HB2	2.34	0.55
1:B:440:MET:O	1:B:444:LEU:HD22	2.05	0.55
1:D:380:ASN:O	1:D:381:SER:HB3	2.06	0.55
1:F:379:GLU:O	1:F:380:ASN:CB	2.52	0.55
1:F:643:ASN:O	1:F:647:ALA:N	2.36	0.55
1:G:158:TRP:HH2	1:G:302:PRO:HG3	1.71	0.55
1:H:24:GLU:C	1:H:26:ARG:N	2.59	0.55
1:H:248:LYS:HZ2	1:H:251:ILE:HD12	1.71	0.55
1:H:337:ASN:ND2	1:H:401:ASN:HD22	2.04	0.55
1:I:78:VAL:CG1	1:I:79:LEU:N	2.69	0.55
1:J:24:GLU:C	1:J:26:ARG:N	2.59	0.55

Continued on next page...

Continued from previous page...

Atom-1	Atom-2	Interatomic distance (Å)	Clash overlap (Å)
1:J:66:LYS:HZ1	1:J:420:VAL:CG2	2.18	0.55
1:L:41:TRP:HE3	1:L:42:ASP:O	1.82	0.55
1:L:535:ILE:HD11	1:L:554:LEU:HG	1.88	0.55
1:A:164:LEU:HA	1:A:307:TRP:HH2	1.71	0.55
1:A:209:PHE:HA	1:A:211:TRP:CE2	2.40	0.55
1:A:539:LEU:HD21	1:A:551:LEU:CB	2.35	0.55
1:B:11:ILE:HD12	1:B:285:ALA:CA	2.31	0.55
1:B:238:PRO:HG3	1:B:263:PHE:HB3	1.88	0.55
1:C:236:GLN:CB	1:C:265:LYS:HG2	2.36	0.55
1:C:535:ILE:HD11	1:C:554:LEU:HG	1.89	0.55
1:C:546:THR:O	1:C:550:GLN:OE1	2.24	0.55
1:D:546:THR:O	1:D:550:GLN:OE1	2.24	0.55
1:D:633:GLN:O	1:D:637:ALA:N	2.35	0.55
1:E:376:ARG:HG2	1:E:377:THR:HG23	1.88	0.55
1:F:236:GLN:CB	1:F:265:LYS:HG2	2.36	0.55
1:F:539:LEU:HD21	1:F:551:LEU:CB	2.35	0.55
1:G:24:GLU:C	1:G:26:ARG:N	2.59	0.55
1:G:411:ALA:HA	1:G:414:GLU:HG3	1.88	0.55
1:H:41:TRP:HE3	1:H:42:ASP:O	1.82	0.55
1:H:77:ASP:HB2	1:H:523:SER:CB	2.36	0.55
1:H:546:THR:O	1:H:550:GLN:OE1	2.24	0.55
1:H:643:ASN:O	1:H:647:ALA:N	2.36	0.55
1:I:164:LEU:HA	1:I:307:TRP:HH2	1.71	0.55
1:K:236:GLN:CB	1:K:265:LYS:HG2	2.36	0.55
1:L:78:VAL:CG1	1:L:79:LEU:N	2.69	0.55
1:L:144:ILE:HD12	1:L:145:ARG:N	2.21	0.55
1:L:161:ASN:C	1:L:161:ASN:ND2	2.60	0.55
1:A:376:ARG:HG2	1:A:377:THR:HG23	1.88	0.55
1:A:444:LEU:C	1:A:446:THR:N	2.60	0.55
1:B:164:LEU:HA	1:B:307:TRP:HH2	1.70	0.55
1:C:136:SER:N	1:C:137:PRO:HD3	2.21	0.55
1:D:444:LEU:C	1:D:446:THR:N	2.60	0.55
1:E:144:ILE:HD12	1:E:145:ARG:N	2.21	0.55
1:E:161:ASN:ND2	1:E:161:ASN:C	2.60	0.55
1:F:238:PRO:HG3	1:F:263:PHE:HB3	1.88	0.55
1:G:534:GLU:O	1:G:538:LEU:HD23	2.07	0.55
1:H:376:ARG:HG2	1:H:377:THR:HG23	1.88	0.55
1:K:24:GLU:C	1:K:26:ARG:N	2.59	0.55
1:K:161:ASN:ND2	1:K:161:ASN:C	2.60	0.55
1:K:534:GLU:O	1:K:538:LEU:HD23	2.07	0.55
1:L:236:GLN:CB	1:L:265:LYS:HG2	2.36	0.55

Continued on next page...

Continued from previous page...

Atom-1	Atom-2	Interatomic distance (Å)	Clash overlap (Å)
1:A:633:GLN:O	1:A:637:ALA:N	2.35	0.55
1:B:118:GLN:CA	1:B:123:VAL:O	2.55	0.55
1:B:136:SER:N	1:B:137:PRO:HD3	2.21	0.55
1:B:158:TRP:HH2	1:B:302:PRO:HG3	1.71	0.55
1:D:77:ASP:HB2	1:D:523:SER:CB	2.36	0.55
1:E:546:THR:HG23	1:E:547:PRO:CD	2.29	0.55
1:E:546:THR:O	1:E:550:GLN:OE1	2.24	0.55
1:F:136:SER:N	1:F:137:PRO:HD3	2.21	0.55
1:F:380:ASN:O	1:F:381:SER:HB3	2.06	0.55
1:F:404:MET:CE	1:G:337:ASN:HB2	2.36	0.55
1:F:534:GLU:O	1:F:538:LEU:HD23	2.07	0.55
1:G:78:VAL:CG1	1:G:79:LEU:N	2.69	0.55
1:H:238:PRO:HG3	1:H:263:PHE:HB3	1.88	0.55
1:H:427:GLY:C	1:H:429:GLN:N	2.60	0.55
1:I:352:TRP:HD1	1:J:374:LEU:O	1.90	0.55
1:K:144:ILE:HD12	1:K:145:ARG:N	2.21	0.55
1:L:427:GLY:C	1:L:429:GLN:N	2.60	0.55
1:A:38:VAL:HG21	1:A:324:LYS:HD2	1.89	0.55
1:A:248:LYS:HD3	1:A:251:ILE:HB	1.89	0.55
1:A:534:GLU:O	1:A:538:LEU:HD23	2.07	0.55
1:B:24:GLU:C	1:B:26:ARG:N	2.59	0.55
1:B:427:GLY:C	1:B:429:GLN:N	2.60	0.55
1:C:248:LYS:HD3	1:C:251:ILE:HB	1.89	0.55
1:C:422:THR:HG22	1:C:425:VAL:HG22	1.87	0.55
1:D:164:LEU:HA	1:D:307:TRP:HH2	1.70	0.55
1:D:360:GLU:HB2	1:E:371:TYR:OH	2.07	0.55
1:F:118:GLN:CA	1:F:123:VAL:O	2.55	0.55
1:F:144:ILE:HD12	1:F:145:ARG:N	2.21	0.55
1:F:248:LYS:HD3	1:F:251:ILE:HB	1.89	0.55
1:G:136:SER:N	1:G:137:PRO:HD3	2.21	0.55
1:G:161:ASN:C	1:G:161:ASN:ND2	2.60	0.55
1:H:444:LEU:C	1:H:446:THR:N	2.60	0.55
1:I:379:GLU:O	1:I:380:ASN:CB	2.52	0.55
1:I:535:ILE:HD11	1:I:554:LEU:HG	1.89	0.55
1:A:136:SER:N	1:A:137:PRO:HD3	2.21	0.55
1:A:144:ILE:HD12	1:A:145:ARG:N	2.21	0.55
1:A:155:HIS:CE1	1:L:312:ASP:OD2	2.58	0.55
1:A:411:ALA:HA	1:A:414:GLU:HG3	1.88	0.55
1:C:118:GLN:CA	1:C:123:VAL:O	2.55	0.55
1:C:144:ILE:HD12	1:C:145:ARG:N	2.21	0.55
1:D:534:GLU:O	1:D:538:LEU:HD23	2.07	0.55

Continued on next page...

Continued from previous page...

Atom-1	Atom-2	Interatomic distance (Å)	Clash overlap (Å)
1:E:534:GLU:O	1:E:538:LEU:HD23	2.07	0.55
1:H:118:GLN:CA	1:H:123:VAL:O	2.55	0.55
1:H:380:ASN:O	1:H:381:SER:HB3	2.06	0.55
1:I:634:ILE:HA	1:I:637:ALA:HB3	1.87	0.55
1:A:348:LYS:HE2	1:B:369:TYR:O	2.07	0.55
1:B:77:ASP:HB2	1:B:523:SER:CB	2.36	0.55
1:B:161:ASN:ND2	1:B:161:ASN:C	2.60	0.55
1:B:248:LYS:HD3	1:B:251:ILE:HB	1.89	0.55
1:C:427:GLY:C	1:C:429:GLN:N	2.60	0.55
1:D:78:VAL:CG1	1:D:79:LEU:N	2.69	0.55
1:D:248:LYS:HD3	1:D:251:ILE:HB	1.89	0.55
1:E:38:VAL:HG21	1:E:324:LYS:HD2	1.89	0.55
1:E:246:TYR:HE2	1:E:512:GLY:N	2.03	0.55
1:G:440:MET:O	1:G:444:LEU:HD22	2.05	0.55
1:H:411:ALA:HA	1:H:414:GLU:HG3	1.88	0.55
1:I:38:VAL:HG21	1:I:324:LYS:HD2	1.89	0.55
1:I:411:ALA:HA	1:I:414:GLU:HG3	1.88	0.55
1:J:161:ASN:ND2	1:J:161:ASN:C	2.60	0.55
1:J:236:GLN:CB	1:J:265:LYS:HG2	2.36	0.55
1:J:376:ARG:HG2	1:J:377:THR:HG23	1.88	0.55
1:J:444:LEU:C	1:J:446:THR:N	2.60	0.55
1:A:24:GLU:C	1:A:26:ARG:N	2.59	0.55
1:B:236:GLN:HE21	1:B:265:LYS:HZ1	1.55	0.55
1:C:89:ASP:CA	1:D:561:ASP:HB2	2.34	0.55
1:C:557:PHE:CE2	1:D:563:LYS:HD3	2.42	0.55
1:E:113:ILE:O	1:E:117:GLU:HG3	2.07	0.55
1:F:38:VAL:HG21	1:F:324:LYS:HD2	1.89	0.55
1:F:161:ASN:ND2	1:F:161:ASN:C	2.60	0.55
1:F:411:ALA:HA	1:F:414:GLU:HG3	1.88	0.55
1:G:238:PRO:HG3	1:G:263:PHE:HB3	1.88	0.55
1:H:38:VAL:HG21	1:H:324:LYS:HD2	1.89	0.55
1:I:118:GLN:CA	1:I:123:VAL:O	2.55	0.55
1:I:136:SER:N	1:I:137:PRO:HD3	2.21	0.55
1:I:161:ASN:C	1:I:161:ASN:ND2	2.60	0.55
1:I:376:ARG:HG2	1:I:377:THR:HG23	1.88	0.55
1:I:427:GLY:C	1:I:429:GLN:N	2.60	0.55
1:K:238:PRO:HG3	1:K:263:PHE:HB3	1.88	0.55
1:L:139:SER:HB3	1:L:455:THR:CG2	2.37	0.55
1:L:560:LEU:O	1:L:561:ASP:O	2.25	0.55
1:B:92:ASP:HB3	1:C:561:ASP:OD2	2.06	0.55
1:B:534:GLU:O	1:B:538:LEU:HD23	2.07	0.55

Continued on next page...

Continued from previous page...

Atom-1	Atom-2	Interatomic distance (Å)	Clash overlap (Å)
1:D:337:ASN:ND2	1:D:401:ASN:HD22	2.04	0.55
1:F:434:THR:HG21	1:G:72:ARG:CG	2.35	0.55
1:F:560:LEU:O	1:F:561:ASP:O	2.25	0.55
1:G:118:GLN:CA	1:G:123:VAL:O	2.55	0.55
1:G:164:LEU:HA	1:G:307:TRP:HH2	1.71	0.55
1:I:139:SER:HB3	1:I:455:THR:CG2	2.37	0.55
1:I:248:LYS:HD3	1:I:251:ILE:HB	1.89	0.55
1:I:380:ASN:O	1:I:381:SER:HB3	2.06	0.55
1:J:78:VAL:CG1	1:J:79:LEU:N	2.69	0.55
1:J:136:SER:N	1:J:137:PRO:HD3	2.21	0.55
1:J:535:ILE:HD11	1:J:554:LEU:HG	1.89	0.55
1:J:546:THR:O	1:J:550:GLN:OE1	2.24	0.55
1:K:136:SER:N	1:K:137:PRO:HD3	2.21	0.55
1:K:139:SER:HB3	1:K:455:THR:CG2	2.37	0.55
1:K:325:ASP:OD2	1:L:56:GLN:HB2	2.07	0.55
1:L:77:ASP:HB2	1:L:523:SER:CB	2.36	0.55
1:L:643:ASN:O	1:L:647:ALA:N	2.36	0.55
1:A:113:ILE:O	1:A:117:GLU:HG3	2.07	0.55
1:A:560:LEU:O	1:A:561:ASP:O	2.25	0.55
1:B:144:ILE:HD12	1:B:145:ARG:N	2.21	0.55
1:C:348:LYS:HB3	1:D:371:TYR:HA	1.89	0.55
1:D:118:GLN:CA	1:D:123:VAL:O	2.55	0.55
1:D:158:TRP:HH2	1:D:302:PRO:HG3	1.71	0.55
1:D:376:ARG:HG2	1:D:377:THR:HG23	1.88	0.55
1:D:427:GLY:C	1:D:429:GLN:N	2.60	0.55
1:D:560:LEU:O	1:D:561:ASP:O	2.25	0.55
1:E:136:SER:N	1:E:137:PRO:HD3	2.21	0.55
1:F:427:GLY:C	1:F:429:GLN:N	2.60	0.55
1:F:535:ILE:HD11	1:F:554:LEU:HG	1.88	0.55
1:G:337:ASN:ND2	1:G:401:ASN:HD22	2.04	0.55
1:G:376:ARG:HG2	1:G:377:THR:HG23	1.88	0.55
1:G:535:ILE:HD11	1:G:554:LEU:HG	1.89	0.55
1:H:462:GLU:O	1:H:497:VAL:HA	2.07	0.55
1:I:236:GLN:CB	1:I:265:LYS:HG2	2.36	0.55
1:J:139:SER:HB3	1:J:455:THR:CG2	2.37	0.55
1:J:238:PRO:HG3	1:J:263:PHE:HB3	1.88	0.55
1:J:560:LEU:O	1:J:561:ASP:O	2.25	0.55
1:J:643:ASN:O	1:J:647:ALA:N	2.36	0.55
1:K:535:ILE:HD11	1:K:554:LEU:HG	1.89	0.55
1:L:113:ILE:O	1:L:117:GLU:HG3	2.07	0.55
1:L:136:SER:N	1:L:137:PRO:HD3	2.21	0.55

Continued on next page...

Continued from previous page...

Atom-1	Atom-2	Interatomic distance (Å)	Clash overlap (Å)
1:L:238:PRO:HG3	1:L:263:PHE:HB3	1.88	0.55
1:B:411:ALA:CB	1:C:57:PHE:HD1	2.19	0.54
1:C:337:ASN:ND2	1:C:401:ASN:HD22	2.04	0.54
1:C:534:GLU:O	1:C:538:LEU:HD23	2.07	0.54
1:E:118:GLN:CA	1:E:123:VAL:O	2.55	0.54
1:E:236:GLN:HE21	1:E:265:LYS:HZ1	1.55	0.54
1:E:248:LYS:HD3	1:E:251:ILE:HB	1.89	0.54
1:G:71:MET:HE1	1:G:115:VAL:HB	1.89	0.54
1:H:534:GLU:O	1:H:538:LEU:HD23	2.07	0.54
1:K:643:ASN:O	1:K:647:ALA:N	2.36	0.54
1:L:38:VAL:HG21	1:L:324:LYS:HD2	1.89	0.54
1:A:45:LEU:CD2	1:A:328:ARG:HH21	2.17	0.54
1:C:27:ARG:NH1	1:D:211:TRP:CB	2.70	0.54
1:E:77:ASP:HB2	1:E:523:SER:CB	2.36	0.54
1:G:633:GLN:O	1:G:637:ALA:N	2.35	0.54
1:H:101:ASP:CG	1:H:138:THR:HG21	2.28	0.54
1:H:136:SER:N	1:H:137:PRO:HD3	2.21	0.54
1:I:208:VAL:HB	1:I:211:TRP:CH2	2.43	0.54
1:J:38:VAL:HG21	1:J:324:LYS:HD2	1.89	0.54
1:K:11:ILE:HD12	1:K:285:ALA:CA	2.31	0.54
1:K:101:ASP:CG	1:K:138:THR:HG21	2.28	0.54
1:L:101:ASP:CG	1:L:138:THR:HG21	2.28	0.54
1:L:376:ARG:HG2	1:L:377:THR:HG23	1.88	0.54
1:A:27:ARG:HG2	1:B:212:LEU:CD1	2.36	0.54
1:A:40:GLN:O	1:A:41:TRP:CB	2.56	0.54
1:A:101:ASP:CG	1:A:138:THR:HG21	2.28	0.54
1:A:139:SER:HB3	1:A:455:THR:CG2	2.37	0.54
1:A:462:GLU:O	1:A:497:VAL:HA	2.07	0.54
1:C:462:GLU:O	1:C:497:VAL:HA	2.08	0.54
1:D:161:ASN:C	1:D:161:ASN:ND2	2.60	0.54
1:E:66:LYS:HZ3	1:E:420:VAL:CG1	2.20	0.54
1:E:208:VAL:HB	1:E:211:TRP:CH2	2.43	0.54
1:G:28:GLU:HB2	1:G:313:LYS:HZ2	1.72	0.54
1:G:560:LEU:O	1:G:561:ASP:O	2.25	0.54
1:H:40:GLN:O	1:H:41:TRP:CB	2.56	0.54
1:H:400:ALA:HB3	1:I:395:PRO:HB2	1.89	0.54
1:I:534:GLU:O	1:I:538:LEU:HD23	2.07	0.54
1:I:554:LEU:HD22	1:J:567:MET:CE	2.37	0.54
1:J:144:ILE:HD12	1:J:145:ARG:N	2.21	0.54
1:J:462:GLU:O	1:J:497:VAL:HA	2.08	0.54
1:K:411:ALA:HB1	1:L:57:PHE:HD1	1.71	0.54

Continued on next page...

Continued from previous page...

Atom-1	Atom-2	Interatomic distance (Å)	Clash overlap (Å)
1:K:444:LEU:C	1:K:446:THR:N	2.60	0.54
1:L:24:GLU:C	1:L:26:ARG:N	2.59	0.54
1:L:118:GLN:CA	1:L:123:VAL:O	2.55	0.54
1:L:444:LEU:C	1:L:446:THR:N	2.60	0.54
1:A:71:MET:HE1	1:A:115:VAL:HB	1.90	0.54
1:A:118:GLN:CA	1:A:123:VAL:O	2.55	0.54
1:A:549:TYR:OH	1:L:547:PRO:HG3	2.06	0.54
1:B:560:LEU:O	1:B:561:ASP:O	2.25	0.54
1:C:101:ASP:CG	1:C:138:THR:HG21	2.28	0.54
1:C:458:ARG:NH2	1:C:500:ALA:HB1	2.23	0.54
1:D:139:SER:HB3	1:D:455:THR:CG2	2.37	0.54
1:E:238:PRO:HG3	1:E:263:PHE:HB3	1.88	0.54
1:E:462:GLU:O	1:E:497:VAL:HA	2.08	0.54
1:F:113:ILE:O	1:F:117:GLU:HG3	2.07	0.54
1:F:139:SER:HB3	1:F:455:THR:CG2	2.37	0.54
1:F:376:ARG:HG2	1:F:377:THR:HG23	1.88	0.54
1:G:144:ILE:HD12	1:G:145:ARG:N	2.21	0.54
1:G:427:GLY:C	1:G:429:GLN:N	2.60	0.54
1:H:161:ASN:ND2	1:H:161:ASN:C	2.60	0.54
1:H:208:VAL:HB	1:H:211:TRP:CH2	2.43	0.54
1:H:560:LEU:O	1:H:561:ASP:O	2.25	0.54
1:I:101:ASP:CG	1:I:138:THR:HG21	2.28	0.54
1:I:144:ILE:HD12	1:I:145:ARG:N	2.21	0.54
1:I:398:PRO:HB3	1:J:395:PRO:HD2	1.88	0.54
1:I:560:LEU:O	1:I:561:ASP:O	2.25	0.54
1:J:158:TRP:HH2	1:J:302:PRO:HG3	1.71	0.54
1:J:248:LYS:HD3	1:J:251:ILE:HB	1.89	0.54
1:J:534:GLU:O	1:J:538:LEU:HD23	2.07	0.54
1:B:101:ASP:CG	1:B:138:THR:HG21	2.28	0.54
1:B:376:ARG:HG2	1:B:377:THR:HG23	1.88	0.54
1:B:462:GLU:O	1:B:497:VAL:HA	2.08	0.54
1:D:136:SER:N	1:D:137:PRO:HD3	2.21	0.54
1:D:208:VAL:HB	1:D:211:TRP:CH2	2.43	0.54
1:D:404:MET:SD	1:E:337:ASN:CB	2.95	0.54
1:D:535:ILE:HD11	1:D:554:LEU:HG	1.89	0.54
1:E:535:ILE:HD11	1:E:554:LEU:HG	1.89	0.54
1:G:113:ILE:O	1:G:117:GLU:HG3	2.07	0.54
1:J:427:GLY:C	1:J:429:GLN:N	2.60	0.54
1:K:118:GLN:CA	1:K:123:VAL:O	2.55	0.54
1:L:462:GLU:O	1:L:497:VAL:HA	2.08	0.54
1:A:380:ASN:O	1:A:381:SER:HB3	2.06	0.54

Continued on next page...

Continued from previous page...

Atom-1	Atom-2	Interatomic distance (Å)	Clash overlap (Å)
1:A:458:ARG:NH2	1:A:500:ALA:HB1	2.23	0.54
1:B:27:ARG:CZ	1:C:211:TRP:HB3	2.37	0.54
1:B:40:GLN:O	1:B:41:TRP:CB	2.56	0.54
1:D:38:VAL:HG21	1:D:324:LYS:HD2	1.89	0.54
1:D:325:ASP:OD2	1:E:56:GLN:CB	2.52	0.54
1:E:28:GLU:HB2	1:E:313:LYS:HZ2	1.72	0.54
1:E:139:SER:HB3	1:E:455:THR:CG2	2.37	0.54
1:F:208:VAL:HB	1:F:211:TRP:CH2	2.43	0.54
1:F:352:TRP:CD1	1:G:374:LEU:O	2.60	0.54
1:F:458:ARG:NH2	1:F:500:ALA:HB1	2.23	0.54
1:G:390:ALA:CB	1:H:387:GLN:HB2	2.38	0.54
1:H:49:THR:O	1:H:49:THR:CG2	2.54	0.54
1:H:390:ALA:CB	1:I:387:GLN:HB2	2.38	0.54
1:H:565:VAL:HG23	1:H:569:ARG:HH21	1.73	0.54
1:I:49:THR:O	1:I:49:THR:CG2	2.54	0.54
1:I:113:ILE:O	1:I:117:GLU:HG3	2.07	0.54
1:J:208:VAL:HB	1:J:211:TRP:CH2	2.43	0.54
1:K:376:ARG:HG2	1:K:377:THR:HG23	1.88	0.54
1:L:534:GLU:O	1:L:538:LEU:HD23	2.07	0.54
1:L:633:GLN:O	1:L:637:ALA:N	2.35	0.54
1:B:28:GLU:HB2	1:B:313:LYS:HZ2	1.73	0.54
1:B:337:ASN:ND2	1:B:401:ASN:HD22	2.04	0.54
1:C:66:LYS:HZ3	1:C:420:VAL:HG11	1.72	0.54
1:C:161:ASN:ND2	1:C:161:ASN:C	2.60	0.54
1:C:560:LEU:O	1:C:561:ASP:O	2.25	0.54
1:E:40:GLN:O	1:E:41:TRP:CB	2.56	0.54
1:F:28:GLU:HB2	1:F:313:LYS:HZ2	1.71	0.54
1:G:458:ARG:NH2	1:G:500:ALA:HB1	2.23	0.54
1:G:643:ASN:O	1:G:647:ALA:N	2.36	0.54
1:H:11:ILE:HD12	1:H:285:ALA:CA	2.31	0.54
1:H:113:ILE:O	1:H:117:GLU:HG3	2.07	0.54
1:I:462:GLU:O	1:I:497:VAL:HA	2.08	0.54
1:J:565:VAL:HG23	1:J:569:ARG:HH21	1.73	0.54
1:L:11:ILE:HD12	1:L:285:ALA:CA	2.31	0.54
1:A:161:ASN:C	1:A:161:ASN:ND2	2.60	0.54
1:B:565:VAL:HG23	1:B:569:ARG:HH21	1.73	0.54
1:D:101:ASP:CG	1:D:138:THR:HG21	2.28	0.54
1:D:113:ILE:O	1:D:117:GLU:HG3	2.07	0.54
1:D:462:GLU:O	1:D:497:VAL:HA	2.08	0.54
1:E:565:VAL:HG23	1:E:569:ARG:HH21	1.73	0.54
1:F:11:ILE:HD12	1:F:285:ALA:CA	2.31	0.54

Continued on next page...

Continued from previous page...

Atom-1	Atom-2	Interatomic distance (Å)	Clash overlap (Å)
1:F:101:ASP:CG	1:F:138:THR:HG21	2.28	0.54
1:F:565:VAL:HG23	1:F:569:ARG:HH21	1.73	0.54
1:G:101:ASP:CG	1:G:138:THR:HG21	2.28	0.54
1:G:208:VAL:HB	1:G:211:TRP:CH2	2.43	0.54
1:H:66:LYS:HZ3	1:H:420:VAL:CG1	2.20	0.54
1:I:71:MET:HE1	1:I:115:VAL:HB	1.90	0.54
1:K:208:VAL:HB	1:K:211:TRP:CH2	2.43	0.54
1:A:208:VAL:HB	1:A:211:TRP:CH2	2.43	0.54
1:B:38:VAL:HG21	1:B:324:LYS:HD2	1.89	0.54
1:B:139:SER:HB3	1:B:455:THR:CG2	2.37	0.54
1:B:208:VAL:HB	1:B:211:TRP:CH2	2.43	0.54
1:D:458:ARG:NH2	1:D:500:ALA:HB1	2.23	0.54
1:E:101:ASP:CG	1:E:138:THR:HG21	2.28	0.54
1:E:337:ASN:ND2	1:E:401:ASN:HD22	2.04	0.54
1:F:353:PRO:O	1:F:357:ALA:HB2	2.08	0.54
1:H:158:TRP:HH2	1:H:302:PRO:HG3	1.71	0.54
1:H:535:ILE:HD11	1:H:554:LEU:HG	1.89	0.54
1:I:40:GLN:O	1:I:41:TRP:CB	2.56	0.54
1:I:77:ASP:HB2	1:I:523:SER:CB	2.36	0.54
1:I:127:ARG:O	1:I:128:LEU:HD23	2.08	0.54
1:K:411:ALA:HA	1:K:414:GLU:HG3	1.88	0.54
1:K:560:LEU:O	1:K:561:ASP:O	2.25	0.54
1:L:248:LYS:HD3	1:L:251:ILE:HB	1.89	0.54
1:L:565:VAL:HG23	1:L:569:ARG:HH21	1.73	0.54
1:A:376:ARG:NE	1:L:354:GLU:OE2	2.40	0.54
1:B:111:VAL:O	1:B:115:VAL:HG13	2.08	0.54
1:B:458:ARG:NH2	1:B:500:ALA:HB1	2.23	0.54
1:D:40:GLN:O	1:D:41:TRP:CB	2.56	0.54
1:D:353:PRO:O	1:D:357:ALA:HB2	2.08	0.54
1:E:643:ASN:O	1:E:647:ALA:N	2.36	0.54
1:G:139:SER:HB3	1:G:455:THR:CG2	2.37	0.54
1:H:248:LYS:HD3	1:H:251:ILE:HB	1.89	0.54
1:I:565:VAL:HG23	1:I:569:ARG:HH21	1.73	0.54
1:L:236:GLN:HE21	1:L:265:LYS:HZ1	1.55	0.54
1:L:353:PRO:O	1:L:357:ALA:HB2	2.08	0.54
1:B:444:LEU:C	1:B:446:THR:N	2.60	0.53
1:C:565:VAL:HG23	1:C:569:ARG:HH21	1.73	0.53
1:E:24:GLU:C	1:E:26:ARG:N	2.59	0.53
1:F:444:LEU:C	1:F:446:THR:N	2.60	0.53
1:G:17:ALA:HA	1:G:20:THR:OG1	2.08	0.53
1:G:434:THR:HG21	1:H:72:ARG:CG	2.37	0.53

Continued on next page...

Continued from previous page...

Atom-1	Atom-2	Interatomic distance (Å)	Clash overlap (Å)
1:I:266:ILE:HG23	1:I:267:ALA:N	2.24	0.53
1:I:353:PRO:O	1:I:357:ALA:HB2	2.08	0.53
1:J:111:VAL:O	1:J:115:VAL:HG13	2.08	0.53
1:J:248:LYS:HZ2	1:J:251:ILE:HD12	1.73	0.53
1:J:458:ARG:NH2	1:J:500:ALA:HB1	2.23	0.53
1:K:248:LYS:HD3	1:K:251:ILE:HB	1.89	0.53
1:K:565:VAL:O	1:K:569:ARG:HB3	2.09	0.53
1:L:63:VAL:O	1:L:66:LYS:HB3	2.09	0.53
1:L:208:VAL:HB	1:L:211:TRP:CH2	2.43	0.53
1:A:41:TRP:CZ3	1:A:42:ASP:O	2.62	0.53
1:A:535:ILE:HD11	1:A:554:LEU:HG	1.89	0.53
1:B:127:ARG:O	1:B:128:LEU:HD23	2.08	0.53
1:D:17:ALA:HA	1:D:20:THR:OG1	2.09	0.53
1:D:26:ARG:HA	1:D:26:ARG:HE	1.74	0.53
1:D:45:LEU:CD2	1:D:328:ARG:HH21	2.17	0.53
1:D:111:VAL:O	1:D:115:VAL:HG13	2.08	0.53
1:G:127:ARG:O	1:G:128:LEU:HD23	2.08	0.53
1:G:248:LYS:HD3	1:G:251:ILE:HB	1.89	0.53
1:G:322:LEU:HD22	1:G:322:LEU:N	2.24	0.53
1:G:565:VAL:O	1:G:569:ARG:HB3	2.09	0.53
1:H:458:ARG:NH2	1:H:500:ALA:HB1	2.23	0.53
1:I:161:ASN:C	1:I:161:ASN:HD22	2.12	0.53
1:J:101:ASP:CG	1:J:138:THR:HG21	2.28	0.53
1:J:113:ILE:O	1:J:117:GLU:HG3	2.07	0.53
1:J:118:GLN:CA	1:J:123:VAL:O	2.55	0.53
1:J:127:ARG:O	1:J:128:LEU:HD23	2.08	0.53
1:A:565:VAL:HG23	1:A:569:ARG:HH21	1.73	0.53
1:B:78:VAL:HG11	1:B:444:LEU:HG	1.91	0.53
1:C:38:VAL:HG21	1:C:324:LYS:HD2	1.89	0.53
1:C:41:TRP:CZ3	1:C:42:ASP:O	2.62	0.53
1:C:71:MET:HE1	1:C:115:VAL:HB	1.90	0.53
1:C:127:ARG:O	1:C:128:LEU:HD23	2.08	0.53
1:C:208:VAL:HB	1:C:211:TRP:CH2	2.43	0.53
1:C:353:PRO:O	1:C:357:ALA:HB2	2.08	0.53
1:D:547:PRO:HG3	1:E:549:TYR:OH	2.08	0.53
1:F:27:ARG:NH1	1:G:211:TRP:CB	2.71	0.53
1:F:161:ASN:C	1:F:161:ASN:HD22	2.12	0.53
1:F:565:VAL:O	1:F:569:ARG:HB3	2.08	0.53
1:H:353:PRO:O	1:H:357:ALA:HB2	2.08	0.53
1:H:546:THR:HG23	1:H:547:PRO:CD	2.29	0.53
1:I:41:TRP:CZ3	1:I:42:ASP:O	2.62	0.53

Continued on next page...

Continued from previous page...

Atom-1	Atom-2	Interatomic distance (Å)	Clash overlap (Å)
1:J:49:THR:O	1:J:49:THR:CG2	2.54	0.53
1:J:266:ILE:HG23	1:J:267:ALA:N	2.24	0.53
1:J:322:LEU:HD22	1:J:322:LEU:N	2.24	0.53
1:K:17:ALA:HA	1:K:20:THR:OG1	2.09	0.53
1:K:38:VAL:HG21	1:K:324:LYS:HD2	1.89	0.53
1:K:40:GLN:O	1:K:41:TRP:CB	2.56	0.53
1:K:337:ASN:ND2	1:K:401:ASN:HD22	2.04	0.53
1:K:443:ASP:C	1:K:444:LEU:HD13	2.29	0.53
1:B:535:ILE:HD11	1:B:554:LEU:HG	1.89	0.53
1:C:113:ILE:O	1:C:117:GLU:HG3	2.07	0.53
1:D:41:TRP:CZ3	1:D:42:ASP:O	2.62	0.53
1:E:353:PRO:O	1:E:357:ALA:HB2	2.08	0.53
1:E:565:VAL:O	1:E:569:ARG:HB3	2.08	0.53
1:F:71:MET:HE1	1:F:115:VAL:HB	1.89	0.53
1:F:462:GLU:O	1:F:497:VAL:HA	2.08	0.53
1:G:78:VAL:HG11	1:G:444:LEU:HG	1.91	0.53
1:H:139:SER:HB3	1:H:455:THR:CG2	2.37	0.53
1:H:685:ALA:O	1:H:688:GLU:CB	2.57	0.53
1:I:63:VAL:O	1:I:66:LYS:HB3	2.09	0.53
1:K:78:VAL:HG11	1:K:444:LEU:HG	1.91	0.53
1:K:322:LEU:HD22	1:K:322:LEU:N	2.24	0.53
1:L:322:LEU:HD22	1:L:322:LEU:N	2.24	0.53
1:L:584:PRO:CG	1:L:590:GLN:HG2	2.39	0.53
1:A:322:LEU:HD22	1:A:322:LEU:N	2.24	0.53
1:B:565:VAL:O	1:B:569:ARG:HB3	2.08	0.53
1:C:26:ARG:HA	1:C:26:ARG:HE	1.74	0.53
1:C:139:SER:HB3	1:C:455:THR:CG2	2.37	0.53
1:C:390:ALA:HB3	1:D:387:GLN:OE1	2.09	0.53
1:D:63:VAL:O	1:D:66:LYS:HB3	2.09	0.53
1:D:565:VAL:HG23	1:D:569:ARG:HH21	1.73	0.53
1:E:17:ALA:HA	1:E:20:THR:OG1	2.09	0.53
1:E:63:VAL:O	1:E:66:LYS:HB3	2.08	0.53
1:E:560:LEU:O	1:E:561:ASP:O	2.25	0.53
1:F:63:VAL:O	1:F:66:LYS:HB3	2.09	0.53
1:F:127:ARG:O	1:F:128:LEU:HD23	2.08	0.53
1:F:179:MET:SD	1:F:184:TRP:HA	2.49	0.53
1:G:38:VAL:HG21	1:G:324:LYS:HD2	1.89	0.53
1:G:111:VAL:O	1:G:115:VAL:HG13	2.09	0.53
1:G:353:PRO:O	1:G:357:ALA:HB2	2.08	0.53
1:G:443:ASP:C	1:G:444:LEU:HD13	2.29	0.53
1:G:462:GLU:O	1:G:497:VAL:HA	2.08	0.53

Continued on next page...

Continued from previous page...

Atom-1	Atom-2	Interatomic distance (Å)	Clash overlap (Å)
1:H:565:VAL:O	1:H:569:ARG:HB3	2.08	0.53
1:I:11:ILE:HD12	1:I:285:ALA:CA	2.31	0.53
1:J:687:ALA:O	1:J:691:LEU:N	2.39	0.53
1:K:127:ARG:O	1:K:128:LEU:HD23	2.08	0.53
1:A:49:THR:O	1:A:49:THR:CG2	2.54	0.53
1:A:78:VAL:CG1	1:A:79:LEU:H	2.22	0.53
1:A:179:MET:SD	1:A:184:TRP:HA	2.49	0.53
1:A:348:LYS:CB	1:B:371:TYR:HA	2.38	0.53
1:B:26:ARG:HA	1:B:26:ARG:HE	1.74	0.53
1:C:27:ARG:HD2	1:D:212:LEU:H	1.74	0.53
1:C:40:GLN:O	1:C:41:TRP:CB	2.56	0.53
1:C:111:VAL:O	1:C:115:VAL:HG13	2.08	0.53
1:D:685:ALA:O	1:D:688:GLU:CB	2.57	0.53
1:E:443:ASP:C	1:E:444:LEU:HD13	2.29	0.53
1:E:685:ALA:O	1:E:688:GLU:CB	2.57	0.53
1:F:411:ALA:CB	1:G:57:PHE:HD1	2.22	0.53
1:F:443:ASP:C	1:F:444:LEU:HD13	2.29	0.53
1:G:63:VAL:O	1:G:66:LYS:HB3	2.09	0.53
1:G:363:TYR:OH	1:G:373:LEU:O	2.26	0.53
1:H:17:ALA:HA	1:H:20:THR:OG1	2.09	0.53
1:H:41:TRP:CG	1:H:42:ASP:N	2.77	0.53
1:H:127:ARG:O	1:H:128:LEU:HD23	2.08	0.53
1:H:322:LEU:HD22	1:H:322:LEU:N	2.24	0.53
1:H:434:THR:HG21	1:I:72:ARG:CG	2.39	0.53
1:H:443:ASP:C	1:H:444:LEU:HD13	2.29	0.53
1:I:337:ASN:ND2	1:I:401:ASN:HD22	2.04	0.53
1:I:554:LEU:HD22	1:J:567:MET:HE2	1.91	0.53
1:K:41:TRP:CZ3	1:K:42:ASP:O	2.62	0.53
1:K:348:LYS:HB2	1:L:372:TYR:CD2	2.43	0.53
1:K:685:ALA:O	1:K:688:GLU:CB	2.57	0.53
1:L:17:ALA:HA	1:L:20:THR:OG1	2.09	0.53
1:L:458:ARG:NH2	1:L:500:ALA:HB1	2.23	0.53
1:A:17:ALA:HA	1:A:20:THR:OG1	2.09	0.53
1:A:111:VAL:O	1:A:115:VAL:HG13	2.08	0.53
1:A:337:ASN:ND2	1:A:401:ASN:HD22	2.04	0.53
1:A:427:GLY:C	1:A:429:GLN:N	2.60	0.53
1:B:322:LEU:HD22	1:B:322:LEU:N	2.24	0.53
1:C:63:VAL:O	1:C:66:LYS:HB3	2.08	0.53
1:C:208:VAL:HG12	1:C:210:PRO:HD3	1.91	0.53
1:C:584:PRO:CG	1:C:590:GLN:HG2	2.39	0.53
1:D:643:ASN:O	1:D:647:ALA:N	2.36	0.53

Continued on next page...

Continued from previous page...

Atom-1	Atom-2	Interatomic distance (Å)	Clash overlap (Å)
1:F:158:TRP:HH2	1:F:302:PRO:HG3	1.71	0.53
1:I:27:ARG:CZ	1:J:211:TRP:HB3	2.38	0.53
1:I:111:VAL:O	1:I:115:VAL:HG13	2.09	0.53
1:I:179:MET:SD	1:I:184:TRP:HA	2.49	0.53
1:I:322:LEU:HD22	1:I:322:LEU:N	2.24	0.53
1:I:565:VAL:O	1:I:569:ARG:HB3	2.09	0.53
1:J:26:ARG:HA	1:J:26:ARG:HE	1.74	0.53
1:J:179:MET:SD	1:J:184:TRP:HA	2.49	0.53
1:J:685:ALA:O	1:J:688:GLU:CB	2.57	0.53
1:K:89:ASP:HA	1:L:561:ASP:CB	2.38	0.53
1:K:462:GLU:O	1:K:497:VAL:HA	2.08	0.53
1:A:78:VAL:HG11	1:A:444:LEU:HG	1.91	0.53
1:A:248:LYS:HZ2	1:A:251:ILE:HD12	1.71	0.53
1:A:685:ALA:O	1:A:688:GLU:CB	2.57	0.53
1:B:113:ILE:O	1:B:117:GLU:HG3	2.07	0.53
1:B:161:ASN:C	1:B:161:ASN:HD22	2.11	0.53
1:B:179:MET:SD	1:B:184:TRP:HA	2.49	0.53
1:B:209:PHE:N	1:B:210:PRO:CD	2.72	0.53
1:B:584:PRO:CG	1:B:590:GLN:HG2	2.39	0.53
1:C:687:ALA:O	1:C:691:LEU:N	2.40	0.53
1:D:179:MET:SD	1:D:184:TRP:HA	2.49	0.53
1:D:443:ASP:C	1:D:444:LEU:HD13	2.29	0.53
1:E:179:MET:SD	1:E:184:TRP:HA	2.49	0.53
1:E:444:LEU:C	1:E:446:THR:N	2.60	0.53
1:F:40:GLN:O	1:F:41:TRP:CB	2.56	0.53
1:G:565:VAL:HG23	1:G:569:ARG:HH21	1.73	0.53
1:I:26:ARG:HA	1:I:26:ARG:HE	1.74	0.53
1:I:208:VAL:HG12	1:I:210:PRO:HD3	1.91	0.53
1:I:584:PRO:CG	1:I:590:GLN:HG2	2.39	0.53
1:J:41:TRP:CG	1:J:42:ASP:N	2.77	0.53
1:J:209:PHE:N	1:J:210:PRO:CD	2.72	0.53
1:K:113:ILE:O	1:K:117:GLU:HG3	2.07	0.53
1:K:353:PRO:O	1:K:357:ALA:HB2	2.08	0.53
1:K:458:ARG:NH2	1:K:500:ALA:HB1	2.23	0.53
1:K:633:GLN:O	1:K:637:ALA:N	2.35	0.53
1:L:78:VAL:CG1	1:L:79:LEU:H	2.22	0.53
1:L:565:VAL:O	1:L:569:ARG:HB3	2.08	0.53
1:B:208:VAL:HG12	1:B:210:PRO:HD3	1.91	0.53
1:B:266:ILE:HG23	1:B:267:ALA:N	2.24	0.53
1:B:353:PRO:O	1:B:357:ALA:HB2	2.08	0.53
1:C:179:MET:SD	1:C:184:TRP:HA	2.49	0.53

Continued on next page...

Continued from previous page...

Atom-1	Atom-2	Interatomic distance (Å)	Clash overlap (Å)
1:C:322:LEU:N	1:C:322:LEU:HD22	2.24	0.53
1:C:444:LEU:C	1:C:446:THR:N	2.60	0.53
1:D:78:VAL:CG1	1:D:79:LEU:H	2.22	0.53
1:D:208:VAL:HG12	1:D:210:PRO:HD3	1.91	0.53
1:D:209:PHE:N	1:D:210:PRO:CD	2.72	0.53
1:E:89:ASP:CA	1:F:561:ASP:HB2	2.37	0.53
1:E:208:VAL:HG12	1:E:210:PRO:HD3	1.91	0.53
1:E:352:TRP:CD1	1:F:374:LEU:O	2.60	0.53
1:E:400:ALA:HB3	1:F:395:PRO:HB2	1.90	0.53
1:F:17:ALA:HA	1:F:20:THR:OG1	2.09	0.53
1:F:78:VAL:CG1	1:F:79:LEU:H	2.22	0.53
1:I:41:TRP:CG	1:I:42:ASP:N	2.77	0.53
1:J:353:PRO:O	1:J:357:ALA:HB2	2.08	0.53
1:K:565:VAL:HG23	1:K:569:ARG:HH21	1.73	0.53
1:L:28:GLU:HB2	1:L:313:LYS:HZ2	1.74	0.53
1:L:161:ASN:C	1:L:161:ASN:HD22	2.12	0.53
1:A:363:TYR:OH	1:A:373:LEU:O	2.26	0.53
1:B:41:TRP:CZ3	1:B:42:ASP:O	2.62	0.53
1:B:63:VAL:O	1:B:66:LYS:HB3	2.08	0.53
1:C:685:ALA:O	1:C:688:GLU:CB	2.57	0.53
1:D:78:VAL:HG11	1:D:444:LEU:HG	1.91	0.53
1:E:111:VAL:O	1:E:115:VAL:HG13	2.08	0.53
1:E:458:ARG:NH2	1:E:500:ALA:HB1	2.23	0.53
1:F:27:ARG:HG2	1:G:212:LEU:CD1	2.37	0.53
1:F:208:VAL:HG12	1:F:210:PRO:HD3	1.91	0.53
1:G:41:TRP:CG	1:G:42:ASP:N	2.77	0.53
1:G:458:ARG:NH2	1:G:500:ALA:CB	2.72	0.53
1:G:685:ALA:O	1:G:688:GLU:CB	2.57	0.53
1:H:78:VAL:HG11	1:H:444:LEU:HG	1.91	0.53
1:H:643:ASN:O	1:H:647:ALA:HB2	2.09	0.53
1:I:17:ALA:HA	1:I:20:THR:OG1	2.08	0.53
1:I:458:ARG:NH2	1:I:500:ALA:HB1	2.23	0.53
1:J:40:GLN:O	1:J:41:TRP:CB	2.56	0.53
1:J:546:THR:HG23	1:J:547:PRO:CD	2.29	0.53
1:J:584:PRO:CG	1:J:590:GLN:HG2	2.39	0.53
1:K:26:ARG:HA	1:K:26:ARG:HE	1.74	0.53
1:K:41:TRP:CG	1:K:42:ASP:N	2.77	0.53
1:K:584:PRO:CG	1:K:590:GLN:HG2	2.39	0.53
1:L:208:VAL:HG12	1:L:210:PRO:HD3	1.91	0.53
1:A:41:TRP:CG	1:A:42:ASP:N	2.77	0.52
1:A:63:VAL:O	1:A:66:LYS:HB3	2.09	0.52

Continued on next page...

Continued from previous page...

Atom-1	Atom-2	Interatomic distance (Å)	Clash overlap (Å)
1:A:127:ARG:O	1:A:128:LEU:HD23	2.08	0.52
1:B:71:MET:HE1	1:B:115:VAL:HB	1.90	0.52
1:C:161:ASN:C	1:C:161:ASN:HD22	2.12	0.52
1:F:41:TRP:CZ3	1:F:42:ASP:O	2.62	0.52
1:F:404:MET:SD	1:G:337:ASN:HB3	2.50	0.52
1:F:685:ALA:O	1:F:688:GLU:CB	2.57	0.52
1:G:41:TRP:CZ3	1:G:42:ASP:O	2.62	0.52
1:G:179:MET:SD	1:G:184:TRP:HA	2.49	0.52
1:G:208:VAL:HG12	1:G:210:PRO:HD3	1.91	0.52
1:I:458:ARG:NH2	1:I:500:ALA:CB	2.72	0.52
1:J:208:VAL:HG12	1:J:210:PRO:HD3	1.91	0.52
1:K:63:VAL:O	1:K:66:LYS:HB3	2.09	0.52
1:K:643:ASN:O	1:K:647:ALA:HB2	2.09	0.52
1:L:40:GLN:O	1:L:41:TRP:CB	2.56	0.52
1:L:49:THR:O	1:L:49:THR:CG2	2.54	0.52
1:L:111:VAL:O	1:L:115:VAL:HG13	2.08	0.52
1:L:127:ARG:O	1:L:128:LEU:HD23	2.08	0.52
1:A:438:LEU:HD11	1:B:108:LYS:NZ	2.24	0.52
1:A:565:VAL:O	1:A:569:ARG:HB3	2.08	0.52
1:B:443:ASP:C	1:B:444:LEU:HD13	2.29	0.52
1:D:322:LEU:HD22	1:D:322:LEU:N	2.24	0.52
1:D:584:PRO:CG	1:D:590:GLN:HG2	2.39	0.52
1:E:27:ARG:CZ	1:F:211:TRP:CB	2.88	0.52
1:E:127:ARG:O	1:E:128:LEU:HD23	2.08	0.52
1:E:161:ASN:C	1:E:161:ASN:HD22	2.12	0.52
1:E:322:LEU:HD22	1:E:322:LEU:N	2.24	0.52
1:E:458:ARG:NH2	1:E:500:ALA:CB	2.72	0.52
1:F:458:ARG:NH2	1:F:500:ALA:CB	2.73	0.52
1:G:444:LEU:C	1:G:446:THR:N	2.60	0.52
1:H:458:ARG:NH2	1:H:500:ALA:CB	2.72	0.52
1:J:17:ALA:HA	1:J:20:THR:OG1	2.09	0.52
1:J:565:VAL:O	1:J:569:ARG:HB3	2.08	0.52
1:L:78:VAL:HG11	1:L:444:LEU:HG	1.91	0.52
1:L:458:ARG:NH2	1:L:500:ALA:CB	2.72	0.52
1:L:685:ALA:O	1:L:688:GLU:CB	2.57	0.52
1:B:458:ARG:NH2	1:B:500:ALA:CB	2.72	0.52
1:C:78:VAL:CG1	1:C:79:LEU:H	2.22	0.52
1:C:643:ASN:O	1:C:647:ALA:HB2	2.09	0.52
1:D:161:ASN:C	1:D:161:ASN:HD22	2.12	0.52
1:D:350:PHE:HE1	1:E:363:TYR:HE1	1.56	0.52
1:D:458:ARG:NH2	1:D:500:ALA:CB	2.72	0.52

Continued on next page...

Continued from previous page...

Atom-1	Atom-2	Interatomic distance (Å)	Clash overlap (Å)
1:D:643:ASN:O	1:D:647:ALA:HB2	2.09	0.52
1:E:41:TRP:CZ3	1:E:42:ASP:O	2.62	0.52
1:E:643:ASN:O	1:E:647:ALA:HB2	2.09	0.52
1:G:161:ASN:C	1:G:161:ASN:HD22	2.12	0.52
1:H:78:VAL:CG1	1:H:79:LEU:H	2.22	0.52
1:H:266:ILE:HG23	1:H:267:ALA:N	2.24	0.52
1:I:443:ASP:C	1:I:444:LEU:HD13	2.29	0.52
1:J:43:ASP:OD1	1:J:327:GLN:OE1	2.28	0.52
1:J:63:VAL:O	1:J:66:LYS:HB3	2.09	0.52
1:J:161:ASN:C	1:J:161:ASN:HD22	2.12	0.52
1:J:443:ASP:C	1:J:444:LEU:HD13	2.29	0.52
1:K:208:VAL:HG12	1:K:210:PRO:HD3	1.91	0.52
1:A:443:ASP:C	1:A:444:LEU:HD13	2.29	0.52
1:A:643:ASN:O	1:A:647:ALA:HB2	2.09	0.52
1:B:17:ALA:HA	1:B:20:THR:OG1	2.09	0.52
1:B:401:ASN:OD1	1:C:341:VAL:HG13	2.09	0.52
1:C:17:ALA:HA	1:C:20:THR:OG1	2.09	0.52
1:C:266:ILE:HG23	1:C:267:ALA:N	2.24	0.52
1:D:27:ARG:HG2	1:E:212:LEU:HD13	1.92	0.52
1:E:350:PHE:HA	1:F:372:TYR:O	2.08	0.52
1:F:43:ASP:OD1	1:F:327:GLN:OE1	2.28	0.52
1:F:266:ILE:HG23	1:F:267:ALA:N	2.24	0.52
1:F:322:LEU:N	1:F:322:LEU:HD22	2.24	0.52
1:G:643:ASN:O	1:G:647:ALA:HB2	2.09	0.52
1:J:337:ASN:ND2	1:J:401:ASN:HD22	2.04	0.52
1:J:577:ILE:HG12	1:J:582:LYS:CG	2.36	0.52
1:K:161:ASN:C	1:K:161:ASN:HD22	2.12	0.52
1:K:179:MET:SD	1:K:184:TRP:HA	2.49	0.52
1:L:41:TRP:CZ3	1:L:42:ASP:O	2.62	0.52
1:L:201:PHE:HA	1:L:283:CYS:SG	2.50	0.52
1:L:266:ILE:HG23	1:L:267:ALA:N	2.24	0.52
1:L:444:LEU:C	1:L:446:THR:H	2.13	0.52
1:A:208:VAL:HG12	1:A:210:PRO:HD3	1.91	0.52
1:B:685:ALA:O	1:B:688:GLU:CB	2.57	0.52
1:C:565:VAL:O	1:C:569:ARG:HB3	2.08	0.52
1:E:41:TRP:CG	1:E:42:ASP:N	2.77	0.52
1:F:236:GLN:HE21	1:F:265:LYS:HZ1	1.58	0.52
1:G:26:ARG:HA	1:G:26:ARG:HE	1.74	0.52
1:G:201:PHE:HA	1:G:283:CYS:SG	2.50	0.52
1:I:309:PHE:HB2	1:J:150:HIS:CG	2.45	0.52
1:J:201:PHE:HA	1:J:283:CYS:SG	2.50	0.52

Continued on next page...

Continued from previous page...

Atom-1	Atom-2	Interatomic distance (Å)	Clash overlap (Å)
1:K:43:ASP:OD1	1:K:327:GLN:OE1	2.28	0.52
1:K:111:VAL:O	1:K:115:VAL:HG13	2.08	0.52
1:K:158:TRP:HH2	1:K:302:PRO:HG3	1.71	0.52
1:A:201:PHE:HA	1:A:283:CYS:SG	2.50	0.52
1:A:266:ILE:HG23	1:A:267:ALA:N	2.24	0.52
1:A:353:PRO:O	1:A:357:ALA:HB2	2.08	0.52
1:A:458:ARG:NH2	1:A:500:ALA:CB	2.72	0.52
1:C:43:ASP:OD1	1:C:327:GLN:OE1	2.28	0.52
1:D:201:PHE:HA	1:D:283:CYS:SG	2.50	0.52
1:D:390:ALA:HB3	1:E:387:GLN:HB2	1.87	0.52
1:E:78:VAL:HG11	1:E:444:LEU:HG	1.91	0.52
1:E:201:PHE:HA	1:E:283:CYS:SG	2.50	0.52
1:F:26:ARG:HA	1:F:26:ARG:HE	1.74	0.52
1:F:41:TRP:CG	1:F:42:ASP:N	2.77	0.52
1:F:111:VAL:O	1:F:115:VAL:HG13	2.09	0.52
1:F:444:LEU:C	1:F:446:THR:H	2.13	0.52
1:G:266:ILE:HG23	1:G:267:ALA:N	2.23	0.52
1:H:201:PHE:HA	1:H:283:CYS:SG	2.50	0.52
1:I:444:LEU:C	1:I:446:THR:N	2.60	0.52
1:I:577:ILE:HG12	1:I:582:LYS:CG	2.36	0.52
1:I:685:ALA:O	1:I:688:GLU:CB	2.57	0.52
1:J:11:ILE:HD12	1:J:285:ALA:CA	2.31	0.52
1:L:26:ARG:HA	1:L:26:ARG:HE	1.74	0.52
1:B:41:TRP:CG	1:B:42:ASP:N	2.77	0.52
1:B:43:ASP:OD1	1:B:327:GLN:OE1	2.28	0.52
1:B:602:GLY:O	1:B:603:GLN:C	2.48	0.52
1:C:400:ALA:HB3	1:D:395:PRO:HB2	1.90	0.52
1:D:43:ASP:OD1	1:D:327:GLN:OE1	2.28	0.52
1:E:78:VAL:CG1	1:E:79:LEU:H	2.22	0.52
1:E:158:TRP:HH2	1:E:302:PRO:HG3	1.71	0.52
1:E:427:GLY:C	1:E:429:GLN:N	2.60	0.52
1:F:201:PHE:HA	1:F:283:CYS:SG	2.50	0.52
1:H:26:ARG:HA	1:H:26:ARG:HE	1.74	0.52
1:H:41:TRP:CZ3	1:H:42:ASP:O	2.62	0.52
1:H:584:PRO:CG	1:H:590:GLN:HG2	2.39	0.52
1:I:444:LEU:C	1:I:446:THR:H	2.13	0.52
1:J:41:TRP:CZ3	1:J:42:ASP:O	2.62	0.52
1:J:643:ASN:O	1:J:647:ALA:HB2	2.09	0.52
1:K:32:ASP:HA	1:K:35:PHE:CD1	2.45	0.52
1:L:443:ASP:C	1:L:444:LEU:HD13	2.29	0.52
1:A:26:ARG:HA	1:A:26:ARG:HE	1.74	0.52

Continued on next page...

Continued from previous page...

Atom-1	Atom-2	Interatomic distance (Å)	Clash overlap (Å)
1:A:161:ASN:C	1:A:161:ASN:HD22	2.12	0.52
1:C:41:TRP:CG	1:C:42:ASP:N	2.77	0.52
1:C:444:LEU:C	1:C:446:THR:H	2.13	0.52
1:C:602:GLY:O	1:C:603:GLN:C	2.48	0.52
1:D:266:ILE:HG23	1:D:267:ALA:N	2.24	0.52
1:D:565:VAL:O	1:D:569:ARG:HB3	2.08	0.52
1:E:266:ILE:HG23	1:E:267:ALA:N	2.23	0.52
1:F:352:TRP:CG	1:G:376:ARG:HB2	2.44	0.52
1:F:584:PRO:CG	1:F:590:GLN:HG2	2.39	0.52
1:F:643:ASN:O	1:F:647:ALA:HB2	2.09	0.52
1:H:63:VAL:O	1:H:66:LYS:HB3	2.09	0.52
1:H:111:VAL:O	1:H:115:VAL:HG13	2.08	0.52
1:I:602:GLY:O	1:I:603:GLN:C	2.48	0.52
1:K:209:PHE:N	1:K:210:PRO:CD	2.72	0.52
1:K:427:GLY:C	1:K:429:GLN:N	2.60	0.52
1:K:546:THR:HG23	1:K:547:PRO:CD	2.29	0.52
1:L:269:ARG:HH11	1:L:270:GLN:H	1.58	0.52
1:A:27:ARG:NH1	1:B:211:TRP:CB	2.72	0.52
1:B:32:ASP:HA	1:B:35:PHE:CD1	2.45	0.52
1:C:363:TYR:OH	1:C:373:LEU:O	2.26	0.52
1:C:554:LEU:HD21	1:D:564:GLY:CA	2.28	0.52
1:D:602:GLY:O	1:D:603:GLN:C	2.48	0.52
1:E:71:MET:HE1	1:E:115:VAL:HB	1.92	0.52
1:E:363:TYR:OH	1:E:373:LEU:O	2.26	0.52
1:F:269:ARG:HH11	1:F:270:GLN:H	1.58	0.52
1:H:161:ASN:C	1:H:161:ASN:HD22	2.12	0.52
1:H:179:MET:SD	1:H:184:TRP:HA	2.49	0.52
1:I:78:VAL:CG1	1:I:79:LEU:H	2.22	0.52
1:J:400:ALA:HB3	1:K:395:PRO:HB2	1.92	0.52
1:K:458:ARG:NH2	1:K:500:ALA:CB	2.73	0.52
1:L:643:ASN:O	1:L:647:ALA:HB2	2.09	0.52
1:A:155:HIS:NE2	1:L:312:ASP:OD2	2.43	0.52
1:A:158:TRP:HH2	1:A:302:PRO:HG3	1.71	0.52
1:D:32:ASP:HA	1:D:35:PHE:CD1	2.45	0.52
1:F:602:GLY:O	1:F:603:GLN:C	2.48	0.52
1:F:633:GLN:O	1:F:637:ALA:N	2.35	0.52
1:H:549:TYR:O	1:H:552:LEU:HB3	2.10	0.52
1:K:171:ARG:HH21	1:L:182:ASN:ND2	2.08	0.52
1:K:266:ILE:HG23	1:K:267:ALA:N	2.23	0.52
1:K:363:TYR:OH	1:K:373:LEU:O	2.26	0.52
1:L:41:TRP:CG	1:L:42:ASP:N	2.77	0.52

Continued on next page...

Continued from previous page...

Atom-1	Atom-2	Interatomic distance (Å)	Clash overlap (Å)
1:A:602:GLY:O	1:A:603:GLN:C	2.48	0.51
1:B:352:TRP:HD1	1:C:374:LEU:O	1.92	0.51
1:B:643:ASN:O	1:B:647:ALA:HB2	2.09	0.51
1:E:32:ASP:HA	1:E:35:PHE:CD1	2.45	0.51
1:G:32:ASP:HA	1:G:35:PHE:CD1	2.45	0.51
1:G:584:PRO:CG	1:G:590:GLN:HG2	2.39	0.51
1:H:363:TYR:OH	1:H:373:LEU:O	2.26	0.51
1:I:687:ALA:O	1:I:691:LEU:N	2.40	0.51
1:J:269:ARG:HH11	1:J:270:GLN:H	1.58	0.51
1:K:201:PHE:HA	1:K:283:CYS:SG	2.50	0.51
1:K:554:LEU:HD22	1:L:567:MET:HE2	1.91	0.51
1:A:14:ARG:NE	1:A:14:ARG:CA	2.71	0.51
1:A:41:TRP:CE3	1:A:42:ASP:N	2.79	0.51
1:A:227:GLU:HA	1:A:274:ARG:CA	2.40	0.51
1:C:27:ARG:CG	1:D:212:LEU:HD13	2.34	0.51
1:C:78:VAL:HG11	1:C:444:LEU:HG	1.91	0.51
1:C:458:ARG:NH2	1:C:500:ALA:CB	2.72	0.51
1:D:41:TRP:CE3	1:D:42:ASP:N	2.79	0.51
1:D:363:TYR:OH	1:D:373:LEU:O	2.26	0.51
1:E:26:ARG:HA	1:E:26:ARG:HE	1.74	0.51
1:F:14:ARG:NE	1:F:14:ARG:CA	2.71	0.51
1:F:32:ASP:HA	1:F:35:PHE:CD1	2.45	0.51
1:G:41:TRP:CE3	1:G:42:ASP:N	2.79	0.51
1:I:643:ASN:O	1:I:647:ALA:HB2	2.09	0.51
1:J:32:ASP:HA	1:J:35:PHE:CD1	2.45	0.51
1:J:458:ARG:NH2	1:J:500:ALA:CB	2.72	0.51
1:L:179:MET:SD	1:L:184:TRP:HA	2.49	0.51
1:A:269:ARG:HH11	1:A:270:GLN:H	1.58	0.51
1:C:201:PHE:HA	1:C:283:CYS:SG	2.50	0.51
1:D:11:ILE:HD12	1:D:285:ALA:CA	2.31	0.51
1:D:127:ARG:O	1:D:128:LEU:HD23	2.08	0.51
1:G:43:ASP:OD1	1:G:327:GLN:OE1	2.28	0.51
1:G:352:TRP:HD1	1:H:374:LEU:O	1.93	0.51
1:G:577:ILE:HG12	1:G:582:LYS:CG	2.36	0.51
1:I:43:ASP:OD1	1:I:327:GLN:OE1	2.28	0.51
1:J:78:VAL:HG11	1:J:444:LEU:HG	1.91	0.51
1:J:352:TRP:HD1	1:K:374:LEU:O	1.94	0.51
1:L:602:GLY:O	1:L:603:GLN:C	2.48	0.51
1:A:32:ASP:HA	1:A:35:PHE:CD1	2.45	0.51
1:B:49:THR:O	1:B:49:THR:CG2	2.54	0.51
1:B:309:PHE:HB2	1:C:150:HIS:ND1	2.25	0.51

Continued on next page...

Continued from previous page...

Atom-1	Atom-2	Interatomic distance (Å)	Clash overlap (Å)
1:C:443:ASP:C	1:C:444:LEU:HD13	2.29	0.51
1:D:438:LEU:HD11	1:E:108:LYS:CD	2.37	0.51
1:E:549:TYR:O	1:E:552:LEU:HB3	2.11	0.51
1:F:41:TRP:CE3	1:F:42:ASP:N	2.78	0.51
1:F:549:TYR:O	1:F:552:LEU:HB3	2.10	0.51
1:H:32:ASP:HA	1:H:35:PHE:CD1	2.45	0.51
1:J:227:GLU:HA	1:J:274:ARG:CA	2.40	0.51
1:L:32:ASP:HA	1:L:35:PHE:CD1	2.45	0.51
1:L:43:ASP:OD1	1:L:327:GLN:OE1	2.28	0.51
1:A:444:LEU:C	1:A:446:THR:H	2.13	0.51
1:B:191:TYR:HE1	1:B:278:LYS:HZ3	1.57	0.51
1:B:549:TYR:O	1:B:552:LEU:HB3	2.11	0.51
1:C:158:TRP:HE3	1:C:173:CYS:SG	2.34	0.51
1:E:92:ASP:HB3	1:F:561:ASP:OD2	2.10	0.51
1:G:269:ARG:HH11	1:G:270:GLN:H	1.58	0.51
1:H:43:ASP:OD1	1:H:327:GLN:OE1	2.28	0.51
1:H:208:VAL:HG12	1:H:210:PRO:HD3	1.91	0.51
1:I:41:TRP:CE3	1:I:42:ASP:N	2.79	0.51
1:I:78:VAL:HG11	1:I:444:LEU:HG	1.91	0.51
1:I:201:PHE:HA	1:I:283:CYS:SG	2.50	0.51
1:J:78:VAL:CG1	1:J:79:LEU:H	2.22	0.51
1:J:602:GLY:O	1:J:603:GLN:C	2.48	0.51
1:K:143:VAL:HG12	1:K:144:ILE:N	2.26	0.51
1:L:549:TYR:O	1:L:552:LEU:HB3	2.11	0.51
1:B:269:ARG:HH11	1:B:270:GLN:H	1.58	0.51
1:B:687:ALA:O	1:B:691:LEU:N	2.39	0.51
1:C:32:ASP:HA	1:C:35:PHE:CD1	2.45	0.51
1:C:41:TRP:CE3	1:C:42:ASP:N	2.79	0.51
1:D:269:ARG:HH11	1:D:270:GLN:H	1.58	0.51
1:D:273:ARG:HH22	1:D:453:LEU:HD21	1.76	0.51
1:E:444:LEU:C	1:E:446:THR:H	2.13	0.51
1:F:78:VAL:HG11	1:F:444:LEU:HG	1.91	0.51
1:H:14:ARG:NE	1:H:14:ARG:CA	2.71	0.51
1:H:633:GLN:O	1:H:637:ALA:N	2.35	0.51
1:H:700:GLN:O	1:H:701:ARG:C	2.49	0.51
1:I:158:TRP:HH2	1:I:302:PRO:HG3	1.71	0.51
1:I:549:TYR:O	1:I:552:LEU:HB3	2.11	0.51
1:I:700:GLN:O	1:I:701:ARG:C	2.49	0.51
1:B:309:PHE:HB2	1:C:150:HIS:CG	2.45	0.51
1:D:352:TRP:NE1	1:E:385:PRO:HG2	2.25	0.51
1:D:549:TYR:O	1:D:552:LEU:HB3	2.11	0.51

Continued on next page...

Continued from previous page...

Atom-1	Atom-2	Interatomic distance (Å)	Clash overlap (Å)
1:E:43:ASP:OD1	1:E:327:GLN:OE1	2.28	0.51
1:F:80:TYR:CE1	1:F:448:VAL:HG22	2.46	0.51
1:F:160:SER:O	1:F:161:ASN:ND2	2.44	0.51
1:G:40:GLN:O	1:G:41:TRP:CB	2.56	0.51
1:G:78:VAL:CG1	1:G:79:LEU:H	2.22	0.51
1:G:273:ARG:HH22	1:G:453:LEU:HD21	1.76	0.51
1:G:700:GLN:O	1:G:701:ARG:C	2.49	0.51
1:H:444:LEU:C	1:H:446:THR:H	2.13	0.51
1:J:80:TYR:CE1	1:J:448:VAL:HG22	2.46	0.51
1:J:363:TYR:OH	1:J:373:LEU:O	2.26	0.51
1:K:41:TRP:CE3	1:K:42:ASP:N	2.79	0.51
1:L:126:TRP:HB2	1:L:147:GLU:O	2.11	0.51
1:L:143:VAL:HG12	1:L:144:ILE:N	2.26	0.51
1:L:158:TRP:O	1:L:160:SER:N	2.44	0.51
1:A:43:ASP:OD1	1:A:327:GLN:OE1	2.28	0.51
1:B:80:TYR:CE1	1:B:448:VAL:HG22	2.46	0.51
1:B:201:PHE:HA	1:B:283:CYS:SG	2.50	0.51
1:B:248:LYS:NZ	1:B:513:ARG:HH12	2.09	0.51
1:B:700:GLN:O	1:B:701:ARG:C	2.49	0.51
1:D:80:TYR:CE1	1:D:448:VAL:HG22	2.46	0.51
1:D:89:ASP:HA	1:E:561:ASP:CB	2.38	0.51
1:E:41:TRP:CE3	1:E:42:ASP:N	2.79	0.51
1:E:158:TRP:O	1:E:160:SER:N	2.44	0.51
1:E:198:ILE:O	1:E:198:ILE:HG22	2.11	0.51
1:G:80:TYR:CE1	1:G:448:VAL:HG22	2.46	0.51
1:G:158:TRP:O	1:G:160:SER:N	2.44	0.51
1:G:444:LEU:C	1:G:446:THR:H	2.13	0.51
1:H:158:TRP:O	1:H:160:SER:N	2.44	0.51
1:H:602:GLY:O	1:H:603:GLN:C	2.48	0.51
1:J:383:ASP:C	1:J:385:PRO:HD3	2.32	0.51
1:K:160:SER:O	1:K:161:ASN:ND2	2.44	0.51
1:K:273:ARG:HH22	1:K:453:LEU:HD21	1.76	0.51
1:K:700:GLN:O	1:K:701:ARG:C	2.49	0.51
1:L:577:ILE:HG12	1:L:582:LYS:CG	2.36	0.51
1:L:700:GLN:O	1:L:701:ARG:C	2.49	0.51
1:A:248:LYS:NZ	1:A:513:ARG:HH12	2.09	0.51
1:C:84:ASP:OD1	1:D:526:SER:HB2	2.11	0.51
1:C:158:TRP:HH2	1:C:302:PRO:HG3	1.71	0.51
1:C:158:TRP:O	1:C:160:SER:N	2.44	0.51
1:D:41:TRP:CG	1:D:42:ASP:N	2.77	0.51
1:D:126:TRP:HB2	1:D:147:GLU:O	2.11	0.51

Continued on next page...

Continued from previous page...

Atom-1	Atom-2	Interatomic distance (Å)	Clash overlap (Å)
1:E:273:ARG:HH22	1:E:453:LEU:HD21	1.76	0.51
1:E:434:THR:HA	1:E:437:GLN:HG2	1.93	0.51
1:G:158:TRP:HE3	1:G:173:CYS:SG	2.34	0.51
1:G:160:SER:O	1:G:161:ASN:ND2	2.44	0.51
1:G:227:GLU:HA	1:G:274:ARG:CA	2.39	0.51
1:G:248:LYS:NZ	1:G:513:ARG:HH12	2.09	0.51
1:I:126:TRP:HB2	1:I:147:GLU:O	2.11	0.51
1:J:41:TRP:CE3	1:J:42:ASP:N	2.79	0.51
1:K:269:ARG:HH11	1:K:270:GLN:H	1.58	0.51
1:A:352:TRP:CD2	1:B:376:ARG:HB2	2.46	0.51
1:B:273:ARG:HH22	1:B:453:LEU:HD21	1.75	0.51
1:B:633:GLN:O	1:B:637:ALA:N	2.35	0.51
1:C:80:TYR:CE1	1:C:448:VAL:HG22	2.46	0.51
1:C:160:SER:O	1:C:161:ASN:ND2	2.44	0.51
1:D:158:TRP:O	1:D:160:SER:N	2.44	0.51
1:D:160:SER:O	1:D:161:ASN:ND2	2.44	0.51
1:E:322:LEU:HD11	1:F:58:ASP:OD2	2.06	0.51
1:E:383:ASP:C	1:E:385:PRO:HD3	2.32	0.51
1:F:438:LEU:HD11	1:G:108:LYS:NZ	2.26	0.51
1:H:41:TRP:CE3	1:H:42:ASP:N	2.78	0.51
1:I:80:TYR:CE1	1:I:448:VAL:HG22	2.46	0.51
1:J:126:TRP:HB2	1:J:147:GLU:O	2.11	0.51
1:J:549:TYR:O	1:J:552:LEU:HB3	2.10	0.51
1:K:383:ASP:C	1:K:385:PRO:HD3	2.32	0.51
1:A:158:TRP:HE3	1:A:173:CYS:SG	2.34	0.50
1:A:584:PRO:CG	1:A:590:GLN:HG2	2.39	0.50
1:B:14:ARG:NE	1:B:14:ARG:CA	2.71	0.50
1:B:41:TRP:CE3	1:B:42:ASP:N	2.78	0.50
1:B:78:VAL:CG1	1:B:79:LEU:H	2.22	0.50
1:B:158:TRP:O	1:B:160:SER:N	2.44	0.50
1:B:160:SER:O	1:B:161:ASN:ND2	2.44	0.50
1:B:444:LEU:C	1:B:446:THR:H	2.13	0.50
1:C:27:ARG:NH1	1:D:211:TRP:HB3	2.25	0.50
1:E:143:VAL:HG12	1:E:144:ILE:N	2.26	0.50
1:E:687:ALA:O	1:E:691:LEU:N	2.40	0.50
1:F:126:TRP:HB2	1:F:147:GLU:O	2.11	0.50
1:G:549:TYR:O	1:G:552:LEU:HB3	2.11	0.50
1:H:71:MET:HE1	1:H:115:VAL:HB	1.92	0.50
1:H:126:TRP:HB2	1:H:147:GLU:O	2.11	0.50
1:H:143:VAL:HG12	1:H:144:ILE:N	2.26	0.50
1:H:248:LYS:NZ	1:H:513:ARG:HH12	2.09	0.50

Continued on next page...

Continued from previous page...

Atom-1	Atom-2	Interatomic distance (Å)	Clash overlap (Å)
1:H:269:ARG:HH11	1:H:270:GLN:H	1.58	0.50
1:H:436:ASN:O	1:H:439:ASN:N	2.45	0.50
1:K:78:VAL:CG1	1:K:79:LEU:H	2.22	0.50
1:K:80:TYR:CE1	1:K:448:VAL:HG22	2.46	0.50
1:K:158:TRP:O	1:K:160:SER:N	2.44	0.50
1:L:198:ILE:HG22	1:L:198:ILE:O	2.11	0.50
1:L:383:ASP:C	1:L:385:PRO:HD3	2.32	0.50
1:L:434:THR:HA	1:L:437:GLN:HG2	1.93	0.50
1:A:434:THR:HA	1:A:437:GLN:HG2	1.93	0.50
1:C:143:VAL:HG12	1:C:144:ILE:N	2.26	0.50
1:D:700:GLN:O	1:D:701:ARG:C	2.49	0.50
1:F:158:TRP:O	1:F:160:SER:N	2.44	0.50
1:F:158:TRP:HE3	1:F:173:CYS:SG	2.34	0.50
1:H:158:TRP:HE3	1:H:173:CYS:SG	2.34	0.50
1:I:11:ILE:O	1:I:15:PHE:HB2	2.12	0.50
1:I:66:LYS:HZ3	1:I:420:VAL:CG1	2.24	0.50
1:I:363:TYR:OH	1:I:373:LEU:O	2.26	0.50
1:I:383:ASP:C	1:I:385:PRO:HD3	2.32	0.50
1:J:158:TRP:HE3	1:J:173:CYS:SG	2.34	0.50
1:J:444:LEU:C	1:J:446:THR:H	2.13	0.50
1:J:586:THR:N	1:J:587:PRO:CD	2.75	0.50
1:J:700:GLN:O	1:J:701:ARG:C	2.49	0.50
1:K:158:TRP:HE3	1:K:173:CYS:SG	2.34	0.50
1:K:434:THR:HA	1:K:437:GLN:HG2	1.93	0.50
1:L:41:TRP:CE3	1:L:42:ASP:N	2.79	0.50
1:L:45:LEU:CD2	1:L:328:ARG:NH2	2.75	0.50
1:L:80:TYR:CE1	1:L:448:VAL:HG22	2.46	0.50
1:A:11:ILE:O	1:A:15:PHE:HB2	2.12	0.50
1:A:126:TRP:HB2	1:A:147:GLU:O	2.11	0.50
1:B:386:THR:O	1:B:387:GLN:C	2.50	0.50
1:B:593:LEU:O	1:B:595:GLU:N	2.45	0.50
1:C:11:ILE:O	1:C:15:PHE:HB2	2.12	0.50
1:D:11:ILE:O	1:D:15:PHE:HB2	2.12	0.50
1:D:14:ARG:NE	1:D:14:ARG:CA	2.71	0.50
1:D:434:THR:HA	1:D:437:GLN:HG2	1.93	0.50
1:E:269:ARG:HH11	1:E:270:GLN:H	1.58	0.50
1:G:586:THR:N	1:G:587:PRO:CD	2.75	0.50
1:H:80:TYR:CE1	1:H:448:VAL:HG22	2.46	0.50
1:H:386:THR:O	1:H:387:GLN:C	2.50	0.50
1:I:273:ARG:HH22	1:I:453:LEU:HD21	1.76	0.50
1:K:45:LEU:CD2	1:K:328:ARG:NH2	2.75	0.50

Continued on next page...

Continued from previous page...

Atom-1	Atom-2	Interatomic distance (Å)	Clash overlap (Å)
1:L:11:ILE:O	1:L:15:PHE:HB2	2.12	0.50
1:L:80:TYR:CE2	1:L:94:LEU:HD22	2.47	0.50
1:A:549:TYR:O	1:A:552:LEU:HB3	2.10	0.50
1:B:78:VAL:HG22	1:B:444:LEU:HD21	1.94	0.50
1:B:80:TYR:CE2	1:B:94:LEU:HD22	2.47	0.50
1:B:126:TRP:HB2	1:B:147:GLU:O	2.11	0.50
1:C:248:LYS:NZ	1:C:513:ARG:HH12	2.09	0.50
1:C:383:ASP:C	1:C:385:PRO:HD3	2.32	0.50
1:D:27:ARG:CZ	1:E:211:TRP:CB	2.89	0.50
1:D:158:TRP:HE3	1:D:173:CYS:SG	2.34	0.50
1:D:444:LEU:C	1:D:446:THR:H	2.13	0.50
1:E:126:TRP:HB2	1:E:147:GLU:O	2.11	0.50
1:F:248:LYS:NZ	1:F:513:ARG:HH12	2.09	0.50
1:G:11:ILE:HD12	1:G:285:ALA:CA	2.31	0.50
1:G:138:THR:HG23	1:G:143:VAL:CG2	2.37	0.50
1:G:404:MET:CE	1:H:337:ASN:HB2	2.42	0.50
1:H:11:ILE:O	1:H:15:PHE:HB2	2.12	0.50
1:H:138:THR:HG23	1:H:143:VAL:CG2	2.37	0.50
1:I:248:LYS:NZ	1:I:513:ARG:HH12	2.09	0.50
1:J:248:LYS:NZ	1:J:513:ARG:HH12	2.09	0.50
1:J:560:LEU:O	1:J:565:VAL:HG21	2.12	0.50
1:K:386:THR:O	1:K:387:GLN:C	2.50	0.50
1:L:158:TRP:HE3	1:L:173:CYS:SG	2.34	0.50
1:L:209:PHE:N	1:L:210:PRO:CD	2.72	0.50
1:A:350:PHE:CE1	1:B:372:TYR:CB	2.94	0.50
1:A:386:THR:O	1:A:387:GLN:C	2.50	0.50
1:B:198:ILE:O	1:B:198:ILE:HG22	2.11	0.50
1:C:227:GLU:HA	1:C:274:ARG:CA	2.39	0.50
1:C:560:LEU:O	1:C:565:VAL:HG21	2.12	0.50
1:C:643:ASN:O	1:C:647:ALA:N	2.36	0.50
1:E:80:TYR:CE2	1:E:94:LEU:HD22	2.47	0.50
1:E:171:ARG:HH21	1:F:182:ASN:ND2	2.10	0.50
1:G:143:VAL:HG12	1:G:144:ILE:N	2.26	0.50
1:G:198:ILE:O	1:G:198:ILE:HG22	2.11	0.50
1:G:209:PHE:N	1:G:210:PRO:CD	2.72	0.50
1:G:231:THR:CG2	1:G:249:ARG:HE	2.25	0.50
1:G:386:THR:O	1:G:387:GLN:C	2.50	0.50
1:H:78:VAL:HG22	1:H:444:LEU:HD21	1.94	0.50
1:H:231:THR:CG2	1:H:249:ARG:HE	2.25	0.50
1:H:434:THR:HA	1:H:437:GLN:HG2	1.93	0.50
1:H:586:THR:N	1:H:587:PRO:CD	2.75	0.50

Continued on next page...

Continued from previous page...

Atom-1	Atom-2	Interatomic distance (Å)	Clash overlap (Å)
1:H:593:LEU:O	1:H:595:GLU:N	2.45	0.50
1:J:143:VAL:HG12	1:J:144:ILE:N	2.26	0.50
1:J:160:SER:O	1:J:161:ASN:ND2	2.44	0.50
1:K:11:ILE:O	1:K:15:PHE:HB2	2.12	0.50
1:K:549:TYR:O	1:K:552:LEU:HB3	2.11	0.50
1:L:38:VAL:O	1:L:43:ASP:OD2	2.30	0.50
1:A:78:VAL:HG22	1:A:444:LEU:HD21	1.94	0.50
1:A:160:SER:O	1:A:161:ASN:ND2	2.44	0.50
1:A:383:ASP:C	1:A:385:PRO:HD3	2.32	0.50
1:C:549:TYR:O	1:C:552:LEU:HB3	2.11	0.50
1:D:80:TYR:CE2	1:D:94:LEU:HD22	2.47	0.50
1:D:593:LEU:O	1:D:595:GLU:N	2.45	0.50
1:E:11:ILE:O	1:E:15:PHE:HB2	2.12	0.50
1:E:38:VAL:O	1:E:43:ASP:OD2	2.30	0.50
1:E:45:LEU:CD2	1:E:328:ARG:NH2	2.75	0.50
1:E:158:TRP:HE3	1:E:173:CYS:SG	2.34	0.50
1:E:390:ALA:CB	1:F:387:GLN:HB2	2.41	0.50
1:E:584:PRO:CG	1:E:590:GLN:HG2	2.39	0.50
1:F:577:ILE:HG12	1:F:582:LYS:CG	2.36	0.50
1:H:383:ASP:C	1:H:385:PRO:HD3	2.32	0.50
1:H:560:LEU:O	1:H:565:VAL:HG21	2.12	0.50
1:I:32:ASP:HA	1:I:35:PHE:CD1	2.45	0.50
1:I:80:TYR:CE2	1:I:94:LEU:HD22	2.47	0.50
1:I:158:TRP:O	1:I:160:SER:N	2.44	0.50
1:I:560:LEU:O	1:I:565:VAL:HG21	2.12	0.50
1:I:593:LEU:O	1:I:595:GLU:N	2.45	0.50
1:J:434:THR:HA	1:J:437:GLN:HG2	1.93	0.50
1:K:248:LYS:NZ	1:K:513:ARG:HH12	2.09	0.50
1:K:348:LYS:HB2	1:L:372:TYR:CE2	2.46	0.50
1:K:577:ILE:HG12	1:K:582:LYS:CG	2.36	0.50
1:A:273:ARG:HH22	1:A:453:LEU:HD21	1.76	0.50
1:A:586:THR:N	1:A:587:PRO:CD	2.75	0.50
1:B:158:TRP:HE3	1:B:173:CYS:SG	2.34	0.50
1:B:383:ASP:C	1:B:385:PRO:HD3	2.32	0.50
1:B:434:THR:HA	1:B:437:GLN:HG2	1.94	0.50
1:C:11:ILE:HD12	1:C:285:ALA:CA	2.31	0.50
1:C:273:ARG:HH22	1:C:453:LEU:HD21	1.76	0.50
1:C:633:GLN:O	1:C:637:ALA:N	2.35	0.50
1:D:58:ASP:O	1:D:58:ASP:OD1	2.30	0.50
1:D:198:ILE:HG22	1:D:198:ILE:O	2.11	0.50
1:D:231:THR:CG2	1:D:249:ARG:HE	2.25	0.50

Continued on next page...

Continued from previous page...

Atom-1	Atom-2	Interatomic distance (Å)	Clash overlap (Å)
1:E:248:LYS:NZ	1:E:513:ARG:HH12	2.09	0.50
1:F:383:ASP:C	1:F:385:PRO:HD3	2.32	0.50
1:G:11:ILE:O	1:G:15:PHE:HB2	2.12	0.50
1:G:66:LYS:HZ3	1:G:420:VAL:CG1	2.25	0.50
1:G:80:TYR:CE2	1:G:94:LEU:HD22	2.47	0.50
1:G:191:TYR:HE1	1:G:278:LYS:HZ3	1.58	0.50
1:H:45:LEU:CD2	1:H:328:ARG:NH2	2.75	0.50
1:I:78:VAL:HG22	1:I:444:LEU:HD21	1.94	0.50
1:I:158:TRP:HE3	1:I:173:CYS:SG	2.34	0.50
1:I:643:ASN:O	1:I:647:ALA:N	2.36	0.50
1:J:633:GLN:O	1:J:637:ALA:N	2.35	0.50
1:K:444:LEU:C	1:K:446:THR:H	2.13	0.50
1:K:602:GLY:O	1:K:603:GLN:C	2.48	0.50
1:A:45:LEU:CD2	1:A:328:ARG:NH2	2.75	0.50
1:A:700:GLN:O	1:A:701:ARG:C	2.49	0.50
1:B:227:GLU:HA	1:B:274:ARG:CA	2.39	0.50
1:C:28:GLU:HB2	1:C:313:LYS:HZ2	1.77	0.50
1:C:66:LYS:HZ1	1:C:420:VAL:HG11	1.77	0.50
1:C:434:THR:HA	1:C:437:GLN:HG2	1.93	0.50
1:D:586:THR:N	1:D:587:PRO:CD	2.75	0.50
1:F:45:LEU:CD2	1:F:328:ARG:NH2	2.75	0.50
1:F:80:TYR:CE2	1:F:94:LEU:HD22	2.47	0.50
1:H:80:TYR:CE2	1:H:94:LEU:HD22	2.47	0.50
1:H:273:ARG:HH22	1:H:453:LEU:HD21	1.76	0.50
1:H:415:VAL:HA	1:I:62:PRO:HG3	1.94	0.50
1:I:38:VAL:O	1:I:43:ASP:OD2	2.30	0.50
1:I:45:LEU:CD2	1:I:328:ARG:NH2	2.75	0.50
1:J:28:GLU:HB2	1:J:313:LYS:HZ2	1.76	0.50
1:J:158:TRP:O	1:J:160:SER:N	2.44	0.50
1:K:14:ARG:NE	1:K:14:ARG:CA	2.71	0.50
1:L:58:ASP:O	1:L:58:ASP:OD1	2.30	0.50
1:L:160:SER:O	1:L:161:ASN:ND2	2.44	0.50
1:L:386:THR:O	1:L:387:GLN:C	2.50	0.50
1:L:436:ASN:O	1:L:439:ASN:N	2.45	0.50
1:A:80:TYR:CE1	1:A:448:VAL:HG22	2.46	0.50
1:A:434:THR:HA	1:A:437:GLN:CG	2.42	0.50
1:B:38:VAL:O	1:B:43:ASP:OD2	2.30	0.50
1:C:58:ASP:OD1	1:C:58:ASP:O	2.30	0.50
1:C:577:ILE:HG12	1:C:582:LYS:CG	2.36	0.50
1:C:586:THR:N	1:C:587:PRO:CD	2.75	0.50
1:C:593:LEU:O	1:C:595:GLU:N	2.45	0.50

Continued on next page...

Continued from previous page...

Atom-1	Atom-2	Interatomic distance (Å)	Clash overlap (Å)
1:C:700:GLN:O	1:C:701:ARG:C	2.49	0.50
1:G:383:ASP:C	1:G:385:PRO:HD3	2.32	0.50
1:H:160:SER:O	1:H:161:ASN:ND2	2.44	0.50
1:I:434:THR:HA	1:I:437:GLN:HG2	1.93	0.50
1:J:11:ILE:O	1:J:15:PHE:HB2	2.12	0.50
1:J:198:ILE:O	1:J:198:ILE:HG22	2.11	0.50
1:J:434:THR:HA	1:J:437:GLN:CG	2.42	0.50
1:K:80:TYR:CE2	1:K:94:LEU:HD22	2.47	0.50
1:K:309:PHE:HB2	1:L:150:HIS:CG	2.47	0.50
1:K:350:PHE:HA	1:L:372:TYR:O	2.12	0.50
1:K:687:ALA:O	1:K:691:LEU:N	2.40	0.50
1:L:227:GLU:HA	1:L:274:ARG:CA	2.39	0.50
1:L:456:ALA:HB1	1:L:509:ASP:OD2	2.12	0.50
1:L:586:THR:N	1:L:587:PRO:CD	2.75	0.50
1:A:158:TRP:O	1:A:160:SER:N	2.44	0.49
1:A:191:TYR:HE1	1:A:278:LYS:HZ3	1.58	0.49
1:A:236:GLN:HE21	1:A:265:LYS:HZ1	1.59	0.49
1:B:45:LEU:CD2	1:B:328:ARG:NH2	2.75	0.49
1:B:363:TYR:OH	1:B:373:LEU:O	2.26	0.49
1:C:126:TRP:HB2	1:C:147:GLU:O	2.11	0.49
1:C:209:PHE:N	1:C:210:PRO:CD	2.72	0.49
1:D:45:LEU:CD2	1:D:328:ARG:NH2	2.75	0.49
1:D:227:GLU:HA	1:D:274:ARG:CA	2.39	0.49
1:D:456:ALA:HB1	1:D:509:ASP:OD2	2.12	0.49
1:E:411:ALA:CB	1:F:57:PHE:HD1	2.25	0.49
1:F:11:ILE:O	1:F:15:PHE:HB2	2.12	0.49
1:F:198:ILE:HG22	1:F:198:ILE:O	2.11	0.49
1:F:434:THR:HA	1:F:437:GLN:CG	2.42	0.49
1:G:126:TRP:HB2	1:G:147:GLU:O	2.11	0.49
1:I:160:SER:O	1:I:161:ASN:ND2	2.44	0.49
1:I:209:PHE:N	1:I:210:PRO:CD	2.72	0.49
1:J:45:LEU:CD2	1:J:328:ARG:NH2	2.75	0.49
1:J:58:ASP:OD1	1:J:58:ASP:O	2.30	0.49
1:J:80:TYR:CE2	1:J:94:LEU:HD22	2.47	0.49
1:J:273:ARG:HH22	1:J:453:LEU:HD21	1.76	0.49
1:B:310:VAL:C	1:B:312:ASP:N	2.66	0.49
1:B:586:THR:N	1:B:587:PRO:CD	2.75	0.49
1:C:49:THR:O	1:C:49:THR:CG2	2.54	0.49
1:C:386:THR:O	1:C:387:GLN:C	2.50	0.49
1:E:80:TYR:CE1	1:E:448:VAL:HG22	2.46	0.49
1:E:586:THR:N	1:E:587:PRO:CD	2.75	0.49

Continued on next page...

Continued from previous page...

Atom-1	Atom-2	Interatomic distance (Å)	Clash overlap (Å)
1:E:602:GLY:O	1:E:603:GLN:C	2.48	0.49
1:F:209:PHE:N	1:F:210:PRO:CD	2.72	0.49
1:F:560:LEU:O	1:F:565:VAL:HG21	2.12	0.49
1:G:593:LEU:O	1:G:595:GLU:N	2.45	0.49
1:H:38:VAL:O	1:H:43:ASP:OD2	2.30	0.49
1:I:434:THR:HA	1:I:437:GLN:CG	2.42	0.49
1:J:38:VAL:O	1:J:43:ASP:OD2	2.30	0.49
1:K:586:THR:N	1:K:587:PRO:CD	2.75	0.49
1:L:248:LYS:NZ	1:L:513:ARG:HH12	2.09	0.49
1:L:273:ARG:HH22	1:L:453:LEU:HD21	1.76	0.49
1:B:456:ALA:HB1	1:B:509:ASP:OD2	2.12	0.49
1:B:541:LYS:HD3	1:B:542:THR:HG23	1.95	0.49
1:C:45:LEU:CD2	1:C:328:ARG:NH2	2.75	0.49
1:C:80:TYR:CE2	1:C:94:LEU:HD22	2.47	0.49
1:C:191:TYR:HE1	1:C:278:LYS:HZ3	1.59	0.49
1:D:78:VAL:HG22	1:D:444:LEU:HD21	1.94	0.49
1:D:541:LYS:HD3	1:D:542:THR:HG23	1.95	0.49
1:E:227:GLU:HA	1:E:274:ARG:CA	2.39	0.49
1:E:456:ALA:HB1	1:E:509:ASP:OD2	2.12	0.49
1:F:58:ASP:OD1	1:F:58:ASP:O	2.30	0.49
1:G:456:ALA:HB1	1:G:509:ASP:OD2	2.12	0.49
1:G:541:LYS:HD3	1:G:542:THR:HG23	1.95	0.49
1:G:602:GLY:O	1:G:603:GLN:C	2.48	0.49
1:I:231:THR:CG2	1:I:249:ARG:HE	2.25	0.49
1:J:231:THR:CG2	1:J:249:ARG:HE	2.25	0.49
1:K:198:ILE:O	1:K:198:ILE:HG22	2.11	0.49
1:K:231:THR:CG2	1:K:249:ARG:HE	2.25	0.49
1:K:436:ASN:O	1:K:439:ASN:N	2.45	0.49
1:L:434:THR:HA	1:L:437:GLN:CG	2.42	0.49
1:L:560:LEU:O	1:L:565:VAL:HG21	2.12	0.49
1:A:80:TYR:CE2	1:A:94:LEU:HD22	2.47	0.49
1:A:143:VAL:HG12	1:A:144:ILE:N	2.26	0.49
1:A:198:ILE:HG22	1:A:198:ILE:O	2.11	0.49
1:A:577:ILE:HG12	1:A:582:LYS:CG	2.36	0.49
1:B:58:ASP:OD1	1:B:58:ASP:O	2.30	0.49
1:C:198:ILE:O	1:C:198:ILE:HG22	2.11	0.49
1:C:269:ARG:HH11	1:C:270:GLN:H	1.58	0.49
1:E:78:VAL:HG22	1:E:444:LEU:HD21	1.94	0.49
1:E:436:ASN:O	1:E:439:ASN:N	2.45	0.49
1:F:78:VAL:HG22	1:F:444:LEU:HD21	1.94	0.49
1:F:273:ARG:HH22	1:F:453:LEU:HD21	1.76	0.49

Continued on next page...

Continued from previous page...

Atom-1	Atom-2	Interatomic distance (Å)	Clash overlap (Å)
1:F:386:THR:O	1:F:387:GLN:C	2.50	0.49
1:G:35:PHE:HE2	1:G:324:LYS:HZ3	1.61	0.49
1:G:78:VAL:HG22	1:G:444:LEU:HD21	1.94	0.49
1:H:198:ILE:O	1:H:198:ILE:HG22	2.11	0.49
1:I:58:ASP:O	1:I:58:ASP:OD1	2.30	0.49
1:J:386:THR:O	1:J:387:GLN:C	2.50	0.49
1:J:593:LEU:O	1:J:595:GLU:N	2.45	0.49
1:K:126:TRP:HB2	1:K:147:GLU:O	2.11	0.49
1:K:227:GLU:HA	1:K:274:ARG:CA	2.39	0.49
1:L:593:LEU:O	1:L:595:GLU:N	2.45	0.49
1:A:593:LEU:O	1:A:595:GLU:N	2.45	0.49
1:B:143:VAL:HG12	1:B:144:ILE:N	2.26	0.49
1:C:456:ALA:HB1	1:C:509:ASP:OD2	2.12	0.49
1:D:434:THR:HA	1:D:437:GLN:CG	2.42	0.49
1:E:160:SER:O	1:E:161:ASN:ND2	2.44	0.49
1:F:143:VAL:HG12	1:F:144:ILE:N	2.26	0.49
1:F:227:GLU:HA	1:F:274:ARG:CA	2.39	0.49
1:F:434:THR:HA	1:F:437:GLN:HG2	1.93	0.49
1:F:593:LEU:O	1:F:595:GLU:N	2.45	0.49
1:H:209:PHE:N	1:H:210:PRO:CD	2.72	0.49
1:H:227:GLU:HA	1:H:274:ARG:CA	2.39	0.49
1:I:143:VAL:HG12	1:I:144:ILE:N	2.26	0.49
1:I:350:PHE:HE1	1:J:363:TYR:HE1	1.60	0.49
1:I:386:THR:O	1:I:387:GLN:C	2.50	0.49
1:I:586:THR:N	1:I:587:PRO:CD	2.75	0.49
1:J:436:ASN:O	1:J:439:ASN:N	2.45	0.49
1:K:352:TRP:HZ2	1:L:385:PRO:HG2	1.78	0.49
1:K:378:ASP:OD2	1:L:376:ARG:NH2	2.45	0.49
1:K:560:LEU:O	1:K:565:VAL:HG21	2.12	0.49
1:K:593:LEU:O	1:K:595:GLU:N	2.45	0.49
1:A:27:ARG:NH1	1:B:211:TRP:HB3	2.26	0.49
1:A:58:ASP:O	1:A:58:ASP:OD1	2.30	0.49
1:A:456:ALA:HB1	1:A:509:ASP:OD2	2.12	0.49
1:B:231:THR:CG2	1:B:249:ARG:HE	2.25	0.49
1:B:434:THR:HA	1:B:437:GLN:CG	2.42	0.49
1:C:14:ARG:NE	1:C:14:ARG:CA	2.71	0.49
1:C:231:THR:CG2	1:C:249:ARG:HE	2.25	0.49
1:D:138:THR:HG23	1:D:143:VAL:CG2	2.37	0.49
1:D:360:GLU:CB	1:E:371:TYR:OH	2.61	0.49
1:E:401:ASN:OD1	1:F:341:VAL:HG13	2.12	0.49
1:E:560:LEU:O	1:E:565:VAL:HG21	2.12	0.49

Continued on next page...

Continued from previous page...

Atom-1	Atom-2	Interatomic distance (Å)	Clash overlap (Å)
1:E:593:LEU:O	1:E:595:GLU:N	2.45	0.49
1:E:700:GLN:O	1:E:701:ARG:C	2.49	0.49
1:G:434:THR:HA	1:G:437:GLN:CG	2.42	0.49
1:J:456:ALA:HB1	1:J:509:ASP:OD2	2.12	0.49
1:K:138:THR:HG23	1:K:143:VAL:CG2	2.37	0.49
1:K:434:THR:HA	1:K:437:GLN:CG	2.42	0.49
1:L:231:THR:CG2	1:L:249:ARG:HE	2.25	0.49
1:L:363:TYR:OH	1:L:373:LEU:O	2.26	0.49
1:B:11:ILE:O	1:B:15:PHE:HB2	2.12	0.49
1:C:138:THR:HG23	1:C:143:VAL:CG2	2.37	0.49
1:C:165:MET:HE3	1:C:435:VAL:HB	1.95	0.49
1:D:386:THR:O	1:D:387:GLN:C	2.50	0.49
1:D:560:LEU:O	1:D:565:VAL:HG21	2.12	0.49
1:E:101:ASP:CB	1:E:138:THR:HG21	2.43	0.49
1:E:434:THR:HA	1:E:437:GLN:CG	2.42	0.49
1:F:456:ALA:HB1	1:F:509:ASP:OD2	2.12	0.49
1:G:45:LEU:CD2	1:G:328:ARG:NH2	2.75	0.49
1:G:58:ASP:OD1	1:G:58:ASP:O	2.30	0.49
1:G:434:THR:HA	1:G:437:GLN:HG2	1.93	0.49
1:H:541:LYS:HD3	1:H:542:THR:HG23	1.94	0.49
1:I:101:ASP:CB	1:I:138:THR:HG21	2.43	0.49
1:I:198:ILE:HG22	1:I:198:ILE:O	2.11	0.49
1:I:269:ARG:HH11	1:I:270:GLN:H	1.58	0.49
1:J:101:ASP:CB	1:J:138:THR:HG21	2.43	0.49
1:J:310:VAL:C	1:J:312:ASP:N	2.66	0.49
1:K:38:VAL:O	1:K:43:ASP:OD2	2.30	0.49
1:L:164:LEU:HA	1:L:307:TRP:CH2	2.48	0.49
1:A:164:LEU:HA	1:A:307:TRP:CH2	2.48	0.49
1:A:209:PHE:N	1:A:210:PRO:CD	2.72	0.49
1:A:260:ASP:OD1	1:A:264:ILE:HG13	2.13	0.49
1:A:560:LEU:O	1:A:565:VAL:HG21	2.12	0.49
1:B:98:TYR:O	1:B:102:MET:HB2	2.13	0.49
1:B:702:MET:O	1:B:705:ALA:HB3	2.13	0.49
1:C:78:VAL:HG22	1:C:444:LEU:HD21	1.94	0.49
1:D:38:VAL:O	1:D:43:ASP:OD2	2.30	0.49
1:D:143:VAL:HG12	1:D:144:ILE:N	2.26	0.49
1:D:383:ASP:C	1:D:385:PRO:HD3	2.32	0.49
1:E:541:LYS:HD3	1:E:542:THR:HG23	1.95	0.49
1:E:551:LEU:O	1:E:554:LEU:HB3	2.13	0.49
1:F:323:THR:O	1:F:327:GLN:HB2	2.13	0.49
1:F:700:GLN:O	1:F:701:ARG:C	2.49	0.49

Continued on next page...

Continued from previous page...

Atom-1	Atom-2	Interatomic distance (Å)	Clash overlap (Å)
1:G:27:ARG:HD2	1:H:212:LEU:H	1.78	0.49
1:H:58:ASP:OD1	1:H:58:ASP:O	2.30	0.49
1:I:551:LEU:O	1:I:554:LEU:HB3	2.13	0.49
1:J:557:PHE:CE2	1:K:563:LYS:HD3	2.47	0.49
1:K:456:ALA:HB1	1:K:509:ASP:OD2	2.12	0.49
1:A:101:ASP:CB	1:A:138:THR:HG21	2.43	0.49
1:A:436:ASN:O	1:A:439:ASN:N	2.45	0.49
1:A:551:LEU:O	1:A:554:LEU:HB3	2.13	0.49
1:B:101:ASP:CB	1:B:138:THR:HG21	2.43	0.49
1:C:260:ASP:OD1	1:C:264:ILE:HG13	2.13	0.49
1:F:586:THR:N	1:F:587:PRO:CD	2.75	0.49
1:G:98:TYR:O	1:G:102:MET:HB2	2.13	0.49
1:G:687:ALA:O	1:G:691:LEU:N	2.40	0.49
1:H:309:PHE:HB2	1:I:150:HIS:ND1	2.28	0.49
1:H:400:ALA:CB	1:I:395:PRO:HB2	2.43	0.49
1:H:456:ALA:HB1	1:H:509:ASP:OD2	2.12	0.49
1:H:702:MET:O	1:H:705:ALA:HB3	2.13	0.49
1:I:541:LYS:HD3	1:I:542:THR:HG23	1.95	0.49
1:J:541:LYS:HD3	1:J:542:THR:HG23	1.95	0.49
1:K:554:LEU:HD22	1:L:567:MET:CE	2.42	0.49
1:A:231:THR:CG2	1:A:249:ARG:HE	2.25	0.49
1:A:310:VAL:C	1:A:312:ASP:N	2.66	0.49
1:A:350:PHE:CE1	1:B:372:TYR:HB3	2.48	0.49
1:B:436:ASN:O	1:B:439:ASN:N	2.45	0.49
1:B:560:LEU:O	1:B:565:VAL:HG21	2.12	0.49
1:C:323:THR:O	1:C:327:GLN:HB2	2.13	0.49
1:D:101:ASP:CB	1:D:138:THR:HG21	2.43	0.49
1:E:231:THR:CG2	1:E:249:ARG:HE	2.25	0.49
1:G:14:ARG:NE	1:G:14:ARG:CA	2.71	0.49
1:G:560:LEU:O	1:G:565:VAL:HG21	2.12	0.49
1:H:260:ASP:OD1	1:H:264:ILE:HG13	2.13	0.49
1:I:246:TYR:CE2	1:I:512:GLY:N	2.81	0.49
1:K:58:ASP:OD1	1:K:58:ASP:O	2.30	0.49
1:K:551:LEU:O	1:K:554:LEU:HB3	2.13	0.49
1:L:78:VAL:HG22	1:L:444:LEU:HD21	1.94	0.49
1:L:158:TRP:HH2	1:L:302:PRO:HG3	1.71	0.49
1:L:246:TYR:CE2	1:L:512:GLY:N	2.81	0.49
1:L:702:MET:O	1:L:705:ALA:HB3	2.13	0.49
1:A:173:CYS:SG	1:A:298:ILE:HG21	2.53	0.48
1:C:101:ASP:CB	1:C:138:THR:HG21	2.43	0.48
1:D:350:PHE:CE1	1:E:363:TYR:HE1	2.31	0.48

Continued on next page...

Continued from previous page...

Atom-1	Atom-2	Interatomic distance (Å)	Clash overlap (Å)
1:E:58:ASP:OD1	1:E:58:ASP:O	2.30	0.48
1:E:164:LEU:HA	1:E:307:TRP:CH2	2.48	0.48
1:E:702:MET:O	1:E:705:ALA:HB3	2.13	0.48
1:F:101:ASP:CB	1:F:138:THR:HG21	2.43	0.48
1:F:363:TYR:OH	1:F:373:LEU:O	2.26	0.48
1:H:323:THR:O	1:H:327:GLN:HB2	2.13	0.48
1:H:434:THR:HA	1:H:437:GLN:CG	2.42	0.48
1:J:325:ASP:OD2	1:K:56:GLN:N	2.45	0.48
1:L:541:LYS:HD3	1:L:542:THR:HG23	1.95	0.48
1:L:687:ALA:O	1:L:691:LEU:N	2.39	0.48
1:A:15:PHE:CE2	1:A:19:TRP:NE1	2.81	0.48
1:A:38:VAL:O	1:A:43:ASP:OD2	2.30	0.48
1:A:541:LYS:HD3	1:A:542:THR:HG23	1.95	0.48
1:B:15:PHE:CE2	1:B:19:TRP:NE1	2.81	0.48
1:C:306:GLU:OE2	1:D:65:ARG:HG2	2.13	0.48
1:D:248:LYS:NZ	1:D:513:ARG:HH12	2.09	0.48
1:D:323:THR:O	1:D:327:GLN:HB2	2.13	0.48
1:E:260:ASP:OD1	1:E:264:ILE:HG13	2.13	0.48
1:F:38:VAL:O	1:F:43:ASP:OD2	2.30	0.48
1:F:173:CYS:SG	1:F:298:ILE:HG21	2.54	0.48
1:F:231:THR:CG2	1:F:249:ARG:HE	2.25	0.48
1:F:260:ASP:OD1	1:F:264:ILE:HG13	2.13	0.48
1:G:310:VAL:C	1:G:312:ASP:N	2.66	0.48
1:G:702:MET:O	1:G:705:ALA:HB3	2.13	0.48
1:H:101:ASP:CB	1:H:138:THR:HG21	2.43	0.48
1:I:59:VAL:O	1:I:62:PRO:CD	2.51	0.48
1:I:323:THR:O	1:I:327:GLN:HB2	2.13	0.48
1:I:456:ALA:HB1	1:I:509:ASP:OD2	2.12	0.48
1:J:27:ARG:HD2	1:K:212:LEU:H	1.78	0.48
1:K:15:PHE:CE2	1:K:19:TRP:NE1	2.81	0.48
1:K:98:TYR:O	1:K:102:MET:HB2	2.13	0.48
1:K:260:ASP:OD1	1:K:264:ILE:HG13	2.13	0.48
1:A:98:TYR:O	1:A:102:MET:HB2	2.13	0.48
1:B:126:TRP:CD1	1:B:146:ARG:HG3	2.49	0.48
1:B:173:CYS:SG	1:B:298:ILE:HG21	2.53	0.48
1:C:38:VAL:O	1:C:43:ASP:OD2	2.30	0.48
1:C:434:THR:HA	1:C:437:GLN:CG	2.42	0.48
1:D:164:LEU:HA	1:D:307:TRP:CH2	2.48	0.48
1:E:98:TYR:O	1:E:102:MET:HB2	2.13	0.48
1:E:323:THR:O	1:E:327:GLN:HB2	2.13	0.48
1:E:633:GLN:O	1:E:637:ALA:N	2.35	0.48

Continued on next page...

Continued from previous page...

Atom-1	Atom-2	Interatomic distance (Å)	Clash overlap (Å)
1:F:238:PRO:HB3	1:F:263:PHE:HB2	1.96	0.48
1:F:390:ALA:HB3	1:G:387:GLN:OE1	2.11	0.48
1:F:436:ASN:O	1:F:439:ASN:N	2.45	0.48
1:G:238:PRO:HB3	1:G:263:PHE:HB2	1.96	0.48
1:H:126:TRP:CD1	1:H:146:ARG:HG3	2.49	0.48
1:H:164:LEU:HA	1:H:307:TRP:CH2	2.48	0.48
1:H:551:LEU:O	1:H:554:LEU:HB3	2.13	0.48
1:I:436:ASN:O	1:I:439:ASN:N	2.45	0.48
1:J:173:CYS:SG	1:J:298:ILE:HG21	2.53	0.48
1:J:260:ASP:OD1	1:J:264:ILE:HG13	2.13	0.48
1:J:323:THR:O	1:J:327:GLN:HB2	2.13	0.48
1:K:126:TRP:CD1	1:K:146:ARG:HG3	2.49	0.48
1:K:310:VAL:C	1:K:312:ASP:N	2.66	0.48
1:K:350:PHE:CE1	1:L:363:TYR:HE1	2.27	0.48
1:L:260:ASP:OD1	1:L:264:ILE:HG13	2.13	0.48
1:A:323:THR:O	1:A:327:GLN:HB2	2.13	0.48
1:C:15:PHE:CE2	1:C:19:TRP:NE1	2.81	0.48
1:D:687:ALA:O	1:D:691:LEU:N	2.39	0.48
1:D:702:MET:O	1:D:705:ALA:HB3	2.13	0.48
1:E:386:THR:O	1:E:387:GLN:C	2.50	0.48
1:F:400:ALA:HB2	1:G:395:PRO:HB2	1.94	0.48
1:G:38:VAL:O	1:G:43:ASP:OD2	2.30	0.48
1:G:164:LEU:HA	1:G:307:TRP:CH2	2.48	0.48
1:G:173:CYS:SG	1:G:298:ILE:HG21	2.53	0.48
1:G:238:PRO:HG3	1:G:263:PHE:CB	2.44	0.48
1:I:164:LEU:HB2	1:J:109:ILE:HG21	1.96	0.48
1:I:173:CYS:SG	1:I:298:ILE:HG21	2.53	0.48
1:I:262:GLY:O	1:I:263:PHE:HB3	2.14	0.48
1:J:14:ARG:NE	1:J:14:ARG:CA	2.71	0.48
1:J:98:TYR:O	1:J:102:MET:HB2	2.13	0.48
1:J:449:PHE:N	1:J:449:PHE:CD1	2.82	0.48
1:J:551:LEU:O	1:J:554:LEU:HB3	2.13	0.48
1:K:238:PRO:HG3	1:K:263:PHE:CB	2.44	0.48
1:K:246:TYR:CE2	1:K:512:GLY:N	2.81	0.48
1:L:98:TYR:O	1:L:102:MET:HB2	2.13	0.48
1:L:551:LEU:O	1:L:554:LEU:HB3	2.13	0.48
1:A:389:LEU:H	1:A:389:LEU:HD12	1.79	0.48
1:C:436:ASN:O	1:C:439:ASN:N	2.45	0.48
1:D:126:TRP:CD1	1:D:146:ARG:HG3	2.49	0.48
1:D:246:TYR:CE2	1:D:512:GLY:N	2.81	0.48
1:E:27:ARG:NH1	1:F:211:TRP:CB	2.77	0.48

Continued on next page...

Continued from previous page...

Atom-1	Atom-2	Interatomic distance (Å)	Clash overlap (Å)
1:E:449:PHE:N	1:E:449:PHE:CD1	2.82	0.48
1:G:15:PHE:CE2	1:G:19:TRP:NE1	2.81	0.48
1:G:389:LEU:H	1:G:389:LEU:HD12	1.79	0.48
1:H:15:PHE:CE2	1:H:19:TRP:NE1	2.81	0.48
1:I:98:TYR:O	1:I:102:MET:HB2	2.13	0.48
1:K:238:PRO:HB3	1:K:263:PHE:HB2	1.96	0.48
1:K:312:ASP:OD2	1:L:178:SER:CB	2.61	0.48
1:K:389:LEU:HD12	1:K:389:LEU:H	1.79	0.48
1:L:15:PHE:CE2	1:L:19:TRP:NE1	2.81	0.48
1:A:263:PHE:CG	1:A:263:PHE:O	2.65	0.48
1:A:702:MET:O	1:A:705:ALA:HB3	2.13	0.48
1:B:246:TYR:CE2	1:B:512:GLY:N	2.81	0.48
1:B:260:ASP:OD1	1:B:264:ILE:HG13	2.13	0.48
1:B:449:PHE:N	1:B:449:PHE:CD1	2.82	0.48
1:B:551:LEU:O	1:B:554:LEU:HB3	2.13	0.48
1:D:389:LEU:H	1:D:389:LEU:HD12	1.79	0.48
1:D:551:LEU:O	1:D:554:LEU:HB3	2.13	0.48
1:D:585:GLU:HB3	1:D:587:PRO:HD3	1.96	0.48
1:E:262:GLY:O	1:E:263:PHE:HB3	2.14	0.48
1:I:310:VAL:C	1:I:312:ASP:N	2.66	0.48
1:I:438:LEU:HD11	1:J:108:LYS:NZ	2.29	0.48
1:J:15:PHE:CE2	1:J:19:TRP:NE1	2.81	0.48
1:J:71:MET:HE1	1:J:115:VAL:HB	1.94	0.48
1:J:238:PRO:HG3	1:J:263:PHE:CB	2.44	0.48
1:J:263:PHE:O	1:J:263:PHE:CG	2.65	0.48
1:K:78:VAL:HG22	1:K:444:LEU:HD21	1.94	0.48
1:K:323:THR:O	1:K:327:GLN:HB2	2.13	0.48
1:L:173:CYS:SG	1:L:298:ILE:HG21	2.53	0.48
1:L:323:THR:O	1:L:327:GLN:HB2	2.13	0.48
1:A:211:TRP:HB3	1:L:27:ARG:CZ	2.44	0.48
1:A:262:GLY:O	1:A:263:PHE:HB3	2.14	0.48
1:B:238:PRO:HB3	1:B:263:PHE:HB2	1.96	0.48
1:C:301:VAL:HA	1:C:302:PRO:HD3	1.67	0.48
1:C:449:PHE:CD1	1:C:449:PHE:N	2.82	0.48
1:C:634:ILE:O	1:C:638:LYS:N	2.42	0.48
1:D:98:TYR:O	1:D:102:MET:HB2	2.13	0.48
1:E:173:CYS:SG	1:E:298:ILE:HG21	2.53	0.48
1:E:209:PHE:N	1:E:210:PRO:CD	2.72	0.48
1:F:98:TYR:O	1:F:102:MET:HB2	2.13	0.48
1:G:260:ASP:OD1	1:G:264:ILE:HG13	2.13	0.48
1:G:551:LEU:O	1:G:554:LEU:HB3	2.13	0.48

Continued on next page...

Continued from previous page...

Atom-1	Atom-2	Interatomic distance (Å)	Clash overlap (Å)
1:G:557:PHE:CE2	1:H:563:LYS:HD3	2.49	0.48
1:H:449:PHE:N	1:H:449:PHE:CD1	2.82	0.48
1:H:577:ILE:HG12	1:H:582:LYS:CG	2.36	0.48
1:I:15:PHE:CE2	1:I:19:TRP:NE1	2.82	0.48
1:I:449:PHE:N	1:I:449:PHE:CD1	2.82	0.48
1:I:585:GLU:HB3	1:I:587:PRO:HD3	1.96	0.48
1:I:702:MET:O	1:I:705:ALA:HB3	2.13	0.48
1:J:78:VAL:HG22	1:J:444:LEU:HD21	1.94	0.48
1:K:541:LYS:HD3	1:K:542:THR:HG23	1.95	0.48
1:K:702:MET:O	1:K:705:ALA:HB3	2.13	0.48
1:C:164:LEU:HA	1:C:307:TRP:CH2	2.48	0.48
1:C:382:GLY:O	1:C:383:ASP:C	2.52	0.48
1:C:541:LYS:HD3	1:C:542:THR:HG23	1.95	0.48
1:D:15:PHE:CE2	1:D:19:TRP:NE1	2.81	0.48
1:E:15:PHE:CE2	1:E:19:TRP:NE1	2.81	0.48
1:E:382:GLY:O	1:E:383:ASP:C	2.52	0.48
1:G:101:ASP:CB	1:G:138:THR:HG21	2.43	0.48
1:G:436:ASN:O	1:G:439:ASN:N	2.45	0.48
1:H:238:PRO:HG3	1:H:263:PHE:CB	2.44	0.48
1:H:389:LEU:HD12	1:H:389:LEU:H	1.79	0.48
1:I:633:GLN:O	1:I:637:ALA:N	2.35	0.48
1:L:262:GLY:O	1:L:263:PHE:HB3	2.14	0.48
1:A:108:LYS:CD	1:L:438:LEU:HD11	2.43	0.48
1:C:173:CYS:SG	1:C:298:ILE:HG21	2.53	0.48
1:D:238:PRO:HG3	1:D:263:PHE:CB	2.44	0.48
1:D:238:PRO:HD3	1:D:263:PHE:CD2	2.49	0.48
1:D:260:ASP:OD1	1:D:264:ILE:HG13	2.13	0.48
1:D:399:GLN:OE1	1:E:396:GLU:O	2.31	0.48
1:D:436:ASN:O	1:D:439:ASN:N	2.45	0.48
1:E:126:TRP:CD1	1:E:146:ARG:HG3	2.49	0.48
1:F:238:PRO:HG3	1:F:263:PHE:CB	2.44	0.48
1:F:238:PRO:HD3	1:F:263:PHE:CD2	2.49	0.48
1:G:584:PRO:HB3	1:G:589:GLU:HB2	1.96	0.48
1:H:173:CYS:SG	1:H:298:ILE:HG21	2.53	0.48
1:I:14:ARG:NE	1:I:14:ARG:CA	2.71	0.48
1:I:255:ILE:O	1:I:258:LEU:N	2.47	0.48
1:K:101:ASP:CB	1:K:138:THR:HG21	2.43	0.48
1:L:301:VAL:HA	1:L:302:PRO:HD3	1.67	0.48
1:A:346:LYS:CG	1:B:367:ASP:OD1	2.62	0.48
1:C:66:LYS:HZ3	1:C:420:VAL:CG1	2.27	0.48
1:D:577:ILE:HG12	1:D:582:LYS:CG	2.36	0.48

Continued on next page...

Continued from previous page...

Atom-1	Atom-2	Interatomic distance (Å)	Clash overlap (Å)
1:E:238:PRO:HG3	1:E:263:PHE:CB	2.44	0.48
1:F:127:ARG:HG2	1:F:147:GLU:HB2	1.96	0.48
1:F:164:LEU:HA	1:F:307:TRP:CH2	2.48	0.48
1:F:438:LEU:HD11	1:G:108:LYS:HD2	1.96	0.48
1:F:449:PHE:CD1	1:F:449:PHE:N	2.82	0.48
1:F:541:LYS:HD3	1:F:542:THR:HG23	1.95	0.48
1:G:411:ALA:CB	1:H:57:PHE:HD1	2.24	0.48
1:I:238:PRO:HG3	1:I:263:PHE:CB	2.44	0.48
1:I:238:PRO:HD3	1:I:263:PHE:CD2	2.49	0.48
1:I:260:ASP:OD1	1:I:264:ILE:HG13	2.13	0.48
1:J:584:PRO:HB3	1:J:589:GLU:HB2	1.96	0.48
1:J:702:MET:O	1:J:705:ALA:HB3	2.13	0.48
1:K:164:LEU:HA	1:K:307:TRP:CH2	2.48	0.48
1:K:173:CYS:SG	1:K:298:ILE:HG21	2.53	0.48
1:K:584:PRO:HB3	1:K:589:GLU:HB2	1.96	0.48
1:K:585:GLU:HB3	1:K:587:PRO:HD3	1.96	0.48
1:L:101:ASP:CB	1:L:138:THR:HG21	2.43	0.48
1:L:122:GLY:O	1:L:304:PHE:HA	2.14	0.48
1:L:126:TRP:CD1	1:L:146:ARG:HG3	2.49	0.48
1:L:584:PRO:HB3	1:L:589:GLU:HB2	1.96	0.48
1:L:585:GLU:HB3	1:L:587:PRO:HD3	1.96	0.48
1:A:238:PRO:HG3	1:A:263:PHE:CB	2.44	0.47
1:A:238:PRO:HD3	1:A:263:PHE:CD2	2.49	0.47
1:B:262:GLY:O	1:B:263:PHE:HB3	2.14	0.47
1:C:98:TYR:O	1:C:102:MET:HB2	2.13	0.47
1:C:262:GLY:O	1:C:263:PHE:HB3	2.14	0.47
1:D:122:GLY:O	1:D:304:PHE:HA	2.14	0.47
1:F:551:LEU:O	1:F:554:LEU:HB3	2.13	0.47
1:F:585:GLU:HB3	1:F:587:PRO:HD3	1.96	0.47
1:G:262:GLY:O	1:G:263:PHE:HB3	2.14	0.47
1:J:585:GLU:HB3	1:J:587:PRO:HD3	1.96	0.47
1:K:122:GLY:O	1:K:304:PHE:HA	2.14	0.47
1:K:238:PRO:HD3	1:K:263:PHE:CD2	2.49	0.47
1:K:350:PHE:HE1	1:L:363:TYR:CE1	2.28	0.47
1:K:449:PHE:CD1	1:K:449:PHE:N	2.82	0.47
1:L:343:ARG:H	1:L:343:ARG:HG2	1.52	0.47
1:A:382:GLY:O	1:A:383:ASP:C	2.52	0.47
1:C:126:TRP:CD1	1:C:146:ARG:HG3	2.49	0.47
1:C:434:THR:O	1:C:437:GLN:HG2	2.15	0.47
1:E:238:PRO:HB3	1:E:263:PHE:HB2	1.96	0.47
1:G:122:GLY:O	1:G:304:PHE:HA	2.14	0.47

Continued on next page...

Continued from previous page...

Atom-1	Atom-2	Interatomic distance (Å)	Clash overlap (Å)
1:G:323:THR:O	1:G:327:GLN:HB2	2.13	0.47
1:G:438:LEU:HD11	1:H:108:LYS:NZ	2.29	0.47
1:H:404:MET:CE	1:I:337:ASN:HB2	2.43	0.47
1:I:164:LEU:HA	1:I:307:TRP:CH2	2.48	0.47
1:I:227:GLU:HA	1:I:274:ARG:CA	2.40	0.47
1:J:165:MET:HE3	1:J:435:VAL:HB	1.97	0.47
1:J:262:GLY:O	1:J:263:PHE:HB3	2.14	0.47
1:B:584:PRO:HB3	1:B:589:GLU:HB2	1.96	0.47
1:C:246:TYR:CE2	1:C:512:GLY:N	2.81	0.47
1:C:350:PHE:CE1	1:D:372:TYR:CB	2.97	0.47
1:D:173:CYS:SG	1:D:298:ILE:HG21	2.53	0.47
1:E:238:PRO:HD3	1:E:263:PHE:CD2	2.49	0.47
1:I:127:ARG:HG2	1:I:147:GLU:HB2	1.96	0.47
1:I:434:THR:O	1:I:437:GLN:HG2	2.15	0.47
1:I:602:GLY:O	1:I:606:PRO:N	2.48	0.47
1:J:238:PRO:HD3	1:J:263:PHE:CD2	2.49	0.47
1:K:405:LEU:O	1:K:409:THR:HG23	2.14	0.47
1:L:449:PHE:N	1:L:449:PHE:CD1	2.82	0.47
1:A:126:TRP:CD1	1:A:146:ARG:HG3	2.49	0.47
1:A:127:ARG:HG2	1:A:147:GLU:HB2	1.96	0.47
1:A:602:GLY:O	1:A:606:PRO:N	2.48	0.47
1:B:602:GLY:O	1:B:606:PRO:N	2.48	0.47
1:C:551:LEU:O	1:C:554:LEU:HB3	2.13	0.47
1:D:263:PHE:CG	1:D:263:PHE:O	2.65	0.47
1:D:312:ASP:OD2	1:E:155:HIS:NE2	2.46	0.47
1:D:405:LEU:O	1:D:409:THR:HG23	2.15	0.47
1:D:434:THR:O	1:D:437:GLN:HG2	2.15	0.47
1:E:389:LEU:H	1:E:389:LEU:HD12	1.79	0.47
1:F:246:TYR:CE2	1:F:512:GLY:N	2.81	0.47
1:F:389:LEU:H	1:F:389:LEU:HD12	1.79	0.47
1:G:126:TRP:CD1	1:G:146:ARG:HG3	2.49	0.47
1:H:191:TYR:HE1	1:H:278:LYS:HZ3	1.62	0.47
1:H:255:ILE:O	1:H:258:LEU:N	2.46	0.47
1:I:122:GLY:O	1:I:304:PHE:HA	2.14	0.47
1:I:126:TRP:CD1	1:I:146:ARG:HG3	2.49	0.47
1:I:411:ALA:CB	1:J:57:PHE:HD1	2.26	0.47
1:J:126:TRP:CD1	1:J:146:ARG:HG3	2.49	0.47
1:J:317:GLU:HB3	1:J:321:ARG:CZ	2.45	0.47
1:J:434:THR:O	1:J:437:GLN:HG2	2.15	0.47
1:L:255:ILE:O	1:L:258:LEU:N	2.47	0.47
1:A:132:TYR:O	1:L:272:LYS:HD3	2.15	0.47

Continued on next page...

Continued from previous page...

Atom-1	Atom-2	Interatomic distance (Å)	Clash overlap (Å)
1:A:164:LEU:HB2	1:B:109:ILE:HG21	1.97	0.47
1:A:317:GLU:HB3	1:A:321:ARG:CZ	2.45	0.47
1:B:323:THR:O	1:B:327:GLN:HB2	2.13	0.47
1:B:434:THR:O	1:B:437:GLN:HG2	2.15	0.47
1:C:310:VAL:C	1:C:312:ASP:N	2.66	0.47
1:C:389:LEU:HD12	1:C:389:LEU:H	1.79	0.47
1:C:602:GLY:O	1:C:606:PRO:N	2.48	0.47
1:E:127:ARG:HG2	1:E:147:GLU:HB2	1.96	0.47
1:F:165:MET:HE3	1:F:435:VAL:HB	1.97	0.47
1:F:243:PRO:O	1:F:244:VAL:HB	2.15	0.47
1:F:602:GLY:O	1:F:606:PRO:N	2.48	0.47
1:G:246:TYR:CE2	1:G:512:GLY:N	2.81	0.47
1:G:411:ALA:HB1	1:H:57:PHE:CD1	2.45	0.47
1:H:98:TYR:O	1:H:102:MET:HB2	2.13	0.47
1:H:310:VAL:C	1:H:312:ASP:N	2.66	0.47
1:H:317:GLU:HB3	1:H:321:ARG:CZ	2.45	0.47
1:J:122:GLY:O	1:J:304:PHE:HA	2.14	0.47
1:J:164:LEU:HB2	1:K:109:ILE:HG21	1.95	0.47
1:J:248:LYS:HZ1	1:J:513:ARG:HH12	1.60	0.47
1:L:389:LEU:H	1:L:389:LEU:HD12	1.79	0.47
1:L:405:LEU:O	1:L:409:THR:HG23	2.14	0.47
1:A:238:PRO:HB3	1:A:263:PHE:HB2	1.96	0.47
1:B:263:PHE:O	1:B:263:PHE:CG	2.65	0.47
1:C:584:PRO:HB3	1:C:589:GLU:HB2	1.96	0.47
1:C:585:GLU:HB3	1:C:587:PRO:HD3	1.96	0.47
1:D:382:GLY:O	1:D:383:ASP:C	2.52	0.47
1:D:384:LEU:HD22	1:D:384:LEU:N	2.30	0.47
1:D:449:PHE:N	1:D:449:PHE:CD1	2.82	0.47
1:F:15:PHE:CE2	1:F:19:TRP:NE1	2.82	0.47
1:J:602:GLY:O	1:J:606:PRO:N	2.48	0.47
1:L:127:ARG:HG2	1:L:147:GLU:HB2	1.96	0.47
1:L:243:PRO:O	1:L:244:VAL:HB	2.15	0.47
1:L:317:GLU:HB3	1:L:321:ARG:CZ	2.45	0.47
1:L:552:LEU:HD13	1:L:556:TYR:CE2	2.50	0.47
1:L:602:GLY:O	1:L:606:PRO:N	2.48	0.47
1:A:26:ARG:HG2	1:B:212:LEU:CD2	2.22	0.47
1:A:122:GLY:O	1:A:304:PHE:HA	2.14	0.47
1:A:246:TYR:CE2	1:A:512:GLY:N	2.81	0.47
1:A:384:LEU:HD22	1:A:384:LEU:N	2.30	0.47
1:A:405:LEU:O	1:A:409:THR:HG23	2.15	0.47
1:A:552:LEU:HD13	1:A:556:TYR:CE2	2.50	0.47

Continued on next page...

Continued from previous page...

Atom-1	Atom-2	Interatomic distance (Å)	Clash overlap (Å)
1:B:384:LEU:N	1:B:384:LEU:HD22	2.30	0.47
1:C:122:GLY:O	1:C:304:PHE:HA	2.14	0.47
1:C:122:GLY:O	1:C:305:GLY:N	2.47	0.47
1:C:127:ARG:HG2	1:C:147:GLU:HB2	1.96	0.47
1:C:263:PHE:O	1:C:263:PHE:CG	2.65	0.47
1:C:350:PHE:CD1	1:D:372:TYR:HB2	2.50	0.47
1:D:127:ARG:HG2	1:D:147:GLU:HB2	1.96	0.47
1:D:312:ASP:OD2	1:E:178:SER:HB2	2.14	0.47
1:D:411:ALA:HB2	1:E:57:PHE:HD1	1.57	0.47
1:E:75:PRO:O	1:E:76:ILE:HB	2.15	0.47
1:E:243:PRO:O	1:E:244:VAL:HB	2.15	0.47
1:E:248:LYS:CB	1:E:511:ARG:NH1	2.78	0.47
1:E:434:THR:O	1:E:437:GLN:HG2	2.15	0.47
1:F:126:TRP:CD1	1:F:146:ARG:HG3	2.49	0.47
1:F:248:LYS:CB	1:F:511:ARG:NH1	2.78	0.47
1:F:317:GLU:HB3	1:F:321:ARG:CZ	2.45	0.47
1:G:586:THR:HG22	1:G:590:GLN:NE2	2.30	0.47
1:H:238:PRO:HB3	1:H:263:PHE:HB2	1.96	0.47
1:H:238:PRO:HD3	1:H:263:PHE:CD2	2.49	0.47
1:H:246:TYR:CE2	1:H:512:GLY:N	2.81	0.47
1:H:586:THR:HG22	1:H:590:GLN:NE2	2.30	0.47
1:I:263:PHE:CG	1:I:263:PHE:O	2.65	0.47
1:I:382:GLY:O	1:I:383:ASP:C	2.52	0.47
1:J:164:LEU:HA	1:J:307:TRP:CH2	2.48	0.47
1:J:248:LYS:CB	1:J:511:ARG:NH1	2.78	0.47
1:J:350:PHE:HA	1:K:372:TYR:O	2.15	0.47
1:K:552:LEU:HD13	1:K:556:TYR:CE2	2.50	0.47
1:L:11:ILE:O	1:L:11:ILE:HG12	2.15	0.47
1:L:59:VAL:O	1:L:62:PRO:CD	2.51	0.47
1:L:238:PRO:HG3	1:L:263:PHE:CB	2.44	0.47
1:L:238:PRO:HD3	1:L:263:PHE:CD2	2.49	0.47
1:L:310:VAL:C	1:L:312:ASP:N	2.66	0.47
1:L:382:GLY:O	1:L:383:ASP:C	2.52	0.47
1:A:75:PRO:O	1:A:76:ILE:HB	2.15	0.47
1:A:248:LYS:CB	1:A:511:ARG:NH1	2.78	0.47
1:B:122:GLY:O	1:B:304:PHE:HA	2.14	0.47
1:B:165:MET:HE3	1:B:435:VAL:HB	1.97	0.47
1:B:382:GLY:O	1:B:383:ASP:C	2.52	0.47
1:C:243:PRO:O	1:C:244:VAL:HB	2.15	0.47
1:C:586:THR:HG22	1:C:590:GLN:NE2	2.30	0.47
1:D:248:LYS:CB	1:D:511:ARG:NH1	2.78	0.47

Continued on next page...

Continued from previous page...

Atom-1	Atom-2	Interatomic distance (Å)	Clash overlap (Å)
1:D:602:GLY:O	1:D:606:PRO:N	2.48	0.47
1:E:122:GLY:O	1:E:304:PHE:HA	2.14	0.47
1:E:246:TYR:CE2	1:E:512:GLY:N	2.81	0.47
1:E:552:LEU:HD13	1:E:556:TYR:CE2	2.50	0.47
1:E:586:THR:HG22	1:E:590:GLN:NE2	2.30	0.47
1:F:122:GLY:O	1:F:304:PHE:HA	2.14	0.47
1:F:405:LEU:O	1:F:409:THR:HG23	2.15	0.47
1:G:238:PRO:HD3	1:G:263:PHE:CD2	2.49	0.47
1:G:317:GLU:HB3	1:G:321:ARG:CZ	2.45	0.47
1:G:602:GLY:O	1:G:606:PRO:N	2.48	0.47
1:H:127:ARG:HG2	1:H:147:GLU:HB2	1.96	0.47
1:H:382:GLY:O	1:H:383:ASP:C	2.52	0.47
1:H:405:LEU:O	1:H:409:THR:HG23	2.15	0.47
1:I:75:PRO:O	1:I:76:ILE:HB	2.15	0.47
1:I:238:PRO:HB3	1:I:263:PHE:HB2	1.96	0.47
1:I:248:LYS:CB	1:I:511:ARG:NH1	2.78	0.47
1:I:384:LEU:HD22	1:I:384:LEU:N	2.30	0.47
1:I:405:LEU:O	1:I:409:THR:HG23	2.14	0.47
1:J:238:PRO:HB3	1:J:263:PHE:HB2	1.96	0.47
1:J:246:TYR:CE2	1:J:512:GLY:N	2.81	0.47
1:J:389:LEU:H	1:J:389:LEU:HD12	1.79	0.47
1:K:127:ARG:HG2	1:K:147:GLU:HB2	1.96	0.47
1:K:317:GLU:HB3	1:K:321:ARG:CZ	2.45	0.47
1:L:238:PRO:HB3	1:L:263:PHE:HB2	1.96	0.47
1:L:263:PHE:CG	1:L:263:PHE:O	2.65	0.47
1:L:586:THR:HG22	1:L:590:GLN:NE2	2.30	0.47
1:A:395:PRO:HD2	1:L:398:PRO:HB3	1.96	0.47
1:B:11:ILE:O	1:B:11:ILE:HG12	2.15	0.47
1:B:164:LEU:HA	1:B:307:TRP:CH2	2.48	0.47
1:B:248:LYS:CB	1:B:511:ARG:NH1	2.78	0.47
1:B:390:ALA:CB	1:C:387:GLN:HB2	2.45	0.47
1:C:75:PRO:O	1:C:76:ILE:HB	2.15	0.47
1:C:702:MET:O	1:C:705:ALA:HB3	2.13	0.47
1:D:238:PRO:HB3	1:D:263:PHE:HB2	1.96	0.47
1:D:317:GLU:HB3	1:D:321:ARG:CZ	2.45	0.47
1:E:191:TYR:HE1	1:E:278:LYS:HZ3	1.62	0.47
1:E:405:LEU:O	1:E:409:THR:HG23	2.14	0.47
1:F:71:MET:CE	1:F:115:VAL:HB	2.45	0.47
1:F:75:PRO:O	1:F:76:ILE:HB	2.15	0.47
1:F:262:GLY:O	1:F:263:PHE:HB3	2.14	0.47
1:G:63:VAL:O	1:G:67:LEU:HG	2.15	0.47

Continued on next page...

Continued from previous page...

Atom-1	Atom-2	Interatomic distance (Å)	Clash overlap (Å)
1:G:127:ARG:HG2	1:G:147:GLU:HB2	1.96	0.47
1:G:263:PHE:CG	1:G:263:PHE:O	2.65	0.47
1:H:11:ILE:O	1:H:11:ILE:HG12	2.15	0.47
1:H:71:MET:CE	1:H:115:VAL:HB	2.45	0.47
1:H:122:GLY:O	1:H:304:PHE:HA	2.14	0.47
1:H:306:GLU:OE2	1:I:65:ARG:HG2	2.15	0.47
1:H:384:LEU:HD22	1:H:384:LEU:N	2.30	0.47
1:H:404:MET:SD	1:I:337:ASN:HB3	2.55	0.47
1:H:584:PRO:HB3	1:H:589:GLU:HB2	1.96	0.47
1:I:165:MET:HE3	1:I:435:VAL:HB	1.97	0.47
1:I:343:ARG:H	1:I:343:ARG:HG2	1.52	0.47
1:I:552:LEU:HD13	1:I:556:TYR:CE2	2.50	0.47
1:J:405:LEU:O	1:J:409:THR:HG23	2.15	0.47
1:K:35:PHE:HE2	1:K:324:LYS:HZ3	1.60	0.47
1:L:434:THR:O	1:L:437:GLN:HG2	2.15	0.47
1:A:585:GLU:HB3	1:A:587:PRO:HD3	1.96	0.47
1:A:586:THR:HG22	1:A:590:GLN:NE2	2.30	0.47
1:B:75:PRO:O	1:B:76:ILE:HB	2.15	0.47
1:B:411:ALA:CB	1:C:57:PHE:CD1	2.98	0.47
1:B:586:THR:HG22	1:B:590:GLN:NE2	2.30	0.47
1:C:238:PRO:HG3	1:C:263:PHE:CB	2.44	0.47
1:C:552:LEU:HD13	1:C:556:TYR:CE2	2.50	0.47
1:D:35:PHE:HE2	1:D:324:LYS:HZ3	1.61	0.47
1:D:262:GLY:O	1:D:263:PHE:HB3	2.14	0.47
1:E:63:VAL:O	1:E:67:LEU:HG	2.15	0.47
1:G:99:ARG:CZ	1:G:524:PHE:HB2	2.45	0.47
1:G:122:GLY:O	1:G:305:GLY:N	2.47	0.47
1:H:27:ARG:HD2	1:I:212:LEU:H	1.78	0.47
1:H:75:PRO:O	1:H:76:ILE:HB	2.15	0.47
1:H:248:LYS:CB	1:H:511:ARG:NH1	2.78	0.47
1:H:552:LEU:HD13	1:H:556:TYR:CE2	2.50	0.47
1:H:585:GLU:HB3	1:H:587:PRO:HD3	1.96	0.47
1:I:243:PRO:O	1:I:244:VAL:HB	2.15	0.47
1:J:71:MET:CE	1:J:115:VAL:HB	2.45	0.47
1:J:586:THR:HG22	1:J:590:GLN:NE2	2.30	0.47
1:J:634:ILE:O	1:J:638:LYS:N	2.42	0.47
1:K:11:ILE:O	1:K:11:ILE:HG12	2.15	0.47
1:K:382:GLY:O	1:K:383:ASP:C	2.52	0.47
1:K:634:ILE:O	1:K:638:LYS:N	2.42	0.47
1:L:14:ARG:NE	1:L:14:ARG:CA	2.71	0.47
1:L:384:LEU:HD22	1:L:384:LEU:N	2.30	0.47

Continued on next page...

Continued from previous page...

Atom-1	Atom-2	Interatomic distance (Å)	Clash overlap (Å)
1:A:99:ARG:CZ	1:A:524:PHE:HB2	2.46	0.46
1:A:327:GLN:NE2	1:A:327:GLN:O	2.48	0.46
1:B:238:PRO:HD3	1:B:263:PHE:CD2	2.49	0.46
1:C:248:LYS:CB	1:C:511:ARG:NH1	2.78	0.46
1:D:63:VAL:O	1:D:67:LEU:HG	2.15	0.46
1:E:11:ILE:O	1:E:11:ILE:HG12	2.15	0.46
1:E:577:ILE:HG12	1:E:582:LYS:CG	2.36	0.46
1:F:122:GLY:O	1:F:305:GLY:N	2.47	0.46
1:F:310:VAL:C	1:F:312:ASP:N	2.66	0.46
1:F:384:LEU:HD22	1:F:384:LEU:N	2.30	0.46
1:F:586:THR:HG22	1:F:590:GLN:NE2	2.30	0.46
1:G:449:PHE:N	1:G:449:PHE:CD1	2.82	0.46
1:H:263:PHE:O	1:H:263:PHE:CG	2.65	0.46
1:H:434:THR:O	1:H:437:GLN:HG2	2.14	0.46
1:I:122:GLY:O	1:I:305:GLY:N	2.47	0.46
1:I:317:GLU:HB3	1:I:321:ARG:CZ	2.45	0.46
1:J:350:PHE:HE1	1:K:363:TYR:HE1	1.62	0.46
1:J:382:GLY:O	1:J:383:ASP:C	2.52	0.46
1:K:63:VAL:O	1:K:67:LEU:HG	2.15	0.46
1:K:384:LEU:HD22	1:K:384:LEU:N	2.30	0.46
1:A:27:ARG:CZ	1:B:211:TRP:CB	2.89	0.46
1:A:248:LYS:HZ1	1:A:513:ARG:HH12	1.61	0.46
1:B:37:ARG:HD2	1:B:37:ARG:HA	1.70	0.46
1:B:238:PRO:HG3	1:B:263:PHE:CB	2.44	0.46
1:B:266:ILE:O	1:B:267:ALA:HB2	2.16	0.46
1:B:389:LEU:H	1:B:389:LEU:HD12	1.79	0.46
1:C:266:ILE:O	1:C:267:ALA:HB2	2.16	0.46
1:C:384:LEU:HD22	1:C:384:LEU:N	2.30	0.46
1:E:71:MET:CE	1:E:115:VAL:HB	2.45	0.46
1:E:317:GLU:HB3	1:E:321:ARG:CZ	2.45	0.46
1:E:327:GLN:O	1:E:327:GLN:NE2	2.48	0.46
1:E:584:PRO:HB3	1:E:589:GLU:HB2	1.96	0.46
1:E:602:GLY:O	1:E:606:PRO:N	2.48	0.46
1:F:255:ILE:O	1:F:258:LEU:N	2.47	0.46
1:F:263:PHE:O	1:F:263:PHE:CG	2.65	0.46
1:F:382:GLY:O	1:F:383:ASP:C	2.52	0.46
1:F:552:LEU:HD13	1:F:556:TYR:CE2	2.50	0.46
1:F:702:MET:O	1:F:705:ALA:HB3	2.13	0.46
1:G:384:LEU:N	1:G:384:LEU:HD22	2.30	0.46
1:H:602:GLY:O	1:H:606:PRO:N	2.48	0.46
1:I:63:VAL:O	1:I:67:LEU:HG	2.15	0.46

Continued on next page...

Continued from previous page...

Atom-1	Atom-2	Interatomic distance (Å)	Clash overlap (Å)
1:I:389:LEU:H	1:I:389:LEU:HD12	1.79	0.46
1:I:584:PRO:HB3	1:I:589:GLU:HB2	1.96	0.46
1:I:586:THR:HG22	1:I:590:GLN:NE2	2.30	0.46
1:J:59:VAL:O	1:J:62:PRO:CD	2.51	0.46
1:K:71:MET:CE	1:K:115:VAL:HB	2.45	0.46
1:K:99:ARG:CZ	1:K:524:PHE:HB2	2.46	0.46
1:K:243:PRO:O	1:K:244:VAL:HB	2.15	0.46
1:K:586:THR:HG22	1:K:590:GLN:NE2	2.30	0.46
1:L:248:LYS:CB	1:L:511:ARG:NH1	2.78	0.46
1:A:11:ILE:O	1:A:11:ILE:HG12	2.15	0.46
1:A:71:MET:CE	1:A:115:VAL:HB	2.45	0.46
1:A:434:THR:O	1:A:437:GLN:HG2	2.15	0.46
1:B:71:MET:CE	1:B:115:VAL:HB	2.45	0.46
1:C:71:MET:CE	1:C:115:VAL:HB	2.45	0.46
1:C:238:PRO:HB3	1:C:263:PHE:HB2	1.96	0.46
1:C:317:GLU:HB3	1:C:321:ARG:CZ	2.45	0.46
1:C:327:GLN:NE2	1:C:327:GLN:O	2.49	0.46
1:C:584:PRO:CB	1:C:590:GLN:HG2	2.46	0.46
1:D:266:ILE:O	1:D:267:ALA:HB2	2.16	0.46
1:E:384:LEU:HD22	1:E:384:LEU:N	2.30	0.46
1:G:248:LYS:CB	1:G:511:ARG:NH1	2.78	0.46
1:G:434:THR:O	1:G:437:GLN:HG2	2.14	0.46
1:G:585:GLU:HB3	1:G:587:PRO:HD3	1.96	0.46
1:H:262:GLY:O	1:H:263:PHE:HB3	2.14	0.46
1:J:37:ARG:HD2	1:J:37:ARG:HA	1.70	0.46
1:J:63:VAL:O	1:J:67:LEU:HG	2.15	0.46
1:J:75:PRO:O	1:J:76:ILE:HB	2.15	0.46
1:J:243:PRO:O	1:J:244:VAL:HB	2.15	0.46
1:J:384:LEU:N	1:J:384:LEU:HD22	2.30	0.46
1:K:27:ARG:HD2	1:L:212:LEU:H	1.81	0.46
1:L:266:ILE:O	1:L:267:ALA:HB2	2.16	0.46
1:L:438:LEU:HD12	1:L:441:ARG:NH1	2.31	0.46
1:A:557:PHE:CE2	1:B:563:LYS:CD	2.97	0.46
1:B:243:PRO:O	1:B:244:VAL:HB	2.15	0.46
1:B:248:LYS:HZ1	1:B:513:ARG:HH12	1.64	0.46
1:B:405:LEU:O	1:B:409:THR:HG23	2.15	0.46
1:B:577:ILE:HG12	1:B:582:LYS:CG	2.36	0.46
1:B:584:PRO:CB	1:B:590:GLN:HG2	2.46	0.46
1:B:585:GLU:HB3	1:B:587:PRO:HD3	1.96	0.46
1:C:352:TRP:CD1	1:D:374:LEU:O	2.66	0.46
1:D:351:PHE:O	1:E:374:LEU:N	2.48	0.46

Continued on next page...

Continued from previous page...

Atom-1	Atom-2	Interatomic distance (Å)	Clash overlap (Å)
1:D:586:THR:HG22	1:D:590:GLN:NE2	2.30	0.46
1:F:266:ILE:O	1:F:267:ALA:HB2	2.16	0.46
1:F:306:GLU:OE2	1:G:65:ARG:HG2	2.14	0.46
1:F:434:THR:O	1:F:437:GLN:HG2	2.15	0.46
1:G:255:ILE:O	1:G:258:LEU:N	2.47	0.46
1:G:552:LEU:HD13	1:G:556:TYR:CE2	2.50	0.46
1:H:309:PHE:HB2	1:I:150:HIS:CG	2.51	0.46
1:I:327:GLN:NE2	1:I:327:GLN:O	2.48	0.46
1:J:11:ILE:O	1:J:11:ILE:HG12	2.15	0.46
1:J:584:PRO:CB	1:J:590:GLN:HG2	2.46	0.46
1:K:75:PRO:O	1:K:76:ILE:HB	2.15	0.46
1:K:115:VAL:CG2	1:K:116:ARG:N	2.79	0.46
1:K:262:GLY:O	1:K:263:PHE:HB3	2.14	0.46
1:L:63:VAL:O	1:L:67:LEU:HG	2.15	0.46
1:A:584:PRO:HB3	1:A:589:GLU:HB2	1.96	0.46
1:B:127:ARG:HG2	1:B:147:GLU:HB2	1.96	0.46
1:B:552:LEU:HD13	1:B:556:TYR:CE2	2.50	0.46
1:C:91:ALA:O	1:C:94:LEU:N	2.49	0.46
1:C:237:ASP:H	1:C:243:PRO:HA	1.81	0.46
1:C:405:LEU:O	1:C:409:THR:HG23	2.15	0.46
1:D:11:ILE:O	1:D:11:ILE:HG12	2.15	0.46
1:D:243:PRO:O	1:D:244:VAL:HB	2.15	0.46
1:D:310:VAL:C	1:D:312:ASP:N	2.66	0.46
1:D:327:GLN:NE2	1:D:327:GLN:O	2.48	0.46
1:G:243:PRO:O	1:G:244:VAL:HB	2.15	0.46
1:H:35:PHE:HE2	1:H:324:LYS:HZ3	1.63	0.46
1:H:243:PRO:O	1:H:244:VAL:HB	2.15	0.46
1:H:327:GLN:O	1:H:327:GLN:NE2	2.48	0.46
1:I:11:ILE:O	1:I:11:ILE:HG12	2.15	0.46
1:I:71:MET:CE	1:I:115:VAL:HB	2.45	0.46
1:I:86:ALA:HB2	1:I:515:GLU:HG3	1.98	0.46
1:I:138:THR:HG23	1:I:143:VAL:CG2	2.37	0.46
1:I:266:ILE:O	1:I:267:ALA:HB2	2.16	0.46
1:I:673:ALA:O	1:I:674:SER:C	2.54	0.46
1:K:27:ARG:CZ	1:L:211:TRP:CB	2.93	0.46
1:L:75:PRO:O	1:L:76:ILE:HB	2.15	0.46
1:A:63:VAL:O	1:A:67:LEU:HG	2.15	0.46
1:A:449:PHE:N	1:A:449:PHE:CD1	2.82	0.46
1:C:438:LEU:HD12	1:C:441:ARG:NH1	2.31	0.46
1:D:99:ARG:CZ	1:D:524:PHE:HB2	2.46	0.46
1:D:115:VAL:CG2	1:D:116:ARG:N	2.79	0.46

Continued on next page...

Continued from previous page...

Atom-1	Atom-2	Interatomic distance (Å)	Clash overlap (Å)
1:D:584:PRO:HB3	1:D:589:GLU:HB2	1.96	0.46
1:E:115:VAL:CG2	1:E:116:ARG:N	2.79	0.46
1:F:11:ILE:O	1:F:11:ILE:HG12	2.15	0.46
1:F:422:THR:CG2	1:F:423:GLU:N	2.79	0.46
1:G:382:GLY:O	1:G:383:ASP:C	2.52	0.46
1:G:622:LEU:O	1:G:625:ALA:HB3	2.16	0.46
1:I:91:ALA:O	1:I:94:LEU:N	2.49	0.46
1:I:191:TYR:HE1	1:I:278:LYS:HZ3	1.64	0.46
1:A:73:GLN:NE2	1:L:430:VAL:HG11	2.30	0.46
1:A:438:LEU:HD12	1:A:441:ARG:NH1	2.31	0.46
1:B:317:GLU:HB3	1:B:321:ARG:CZ	2.45	0.46
1:C:238:PRO:HD3	1:C:263:PHE:CD2	2.49	0.46
1:D:122:GLY:O	1:D:305:GLY:N	2.47	0.46
1:D:422:THR:CG2	1:D:423:GLU:N	2.79	0.46
1:F:63:VAL:O	1:F:67:LEU:HG	2.15	0.46
1:F:584:PRO:HB3	1:F:589:GLU:HB2	1.96	0.46
1:G:327:GLN:NE2	1:G:327:GLN:O	2.48	0.46
1:G:404:MET:SD	1:H:337:ASN:HB3	2.56	0.46
1:H:86:ALA:HB2	1:H:515:GLU:HG3	1.98	0.46
1:J:86:ALA:HB2	1:J:515:GLU:HG3	1.98	0.46
1:J:266:ILE:O	1:J:267:ALA:HB2	2.16	0.46
1:J:433:ASP:O	1:J:436:ASN:HB3	2.16	0.46
1:K:59:VAL:O	1:K:62:PRO:CD	2.51	0.46
1:K:248:LYS:CB	1:K:511:ARG:NH1	2.78	0.46
1:K:434:THR:O	1:K:437:GLN:HG2	2.15	0.46
1:K:438:LEU:HD12	1:K:441:ARG:NH1	2.31	0.46
1:K:602:GLY:O	1:K:606:PRO:N	2.48	0.46
1:L:528:LYS:HE3	1:L:528:LYS:HB2	1.77	0.46
1:A:243:PRO:O	1:A:244:VAL:HB	2.15	0.46
1:A:322:LEU:HD13	1:A:322:LEU:HA	1.77	0.46
1:B:91:ALA:O	1:B:94:LEU:N	2.49	0.46
1:B:433:ASP:O	1:B:436:ASN:HB3	2.16	0.46
1:C:11:ILE:O	1:C:11:ILE:HG12	2.15	0.46
1:C:63:VAL:O	1:C:67:LEU:HG	2.15	0.46
1:D:237:ASP:H	1:D:243:PRO:HA	1.81	0.46
1:D:552:LEU:HD13	1:D:556:TYR:CE2	2.50	0.46
1:E:86:ALA:HB2	1:E:515:GLU:HG3	1.98	0.46
1:E:576:LEU:O	1:E:579:MET:HB2	2.16	0.46
1:F:35:PHE:HE2	1:F:324:LYS:HZ3	1.64	0.46
1:F:390:ALA:HB1	1:G:387:GLN:HB2	1.97	0.46
1:H:438:LEU:HD12	1:H:441:ARG:NH1	2.31	0.46

Continued on next page...

Continued from previous page...

Atom-1	Atom-2	Interatomic distance (Å)	Clash overlap (Å)
1:I:236:GLN:HE21	1:I:265:LYS:HZ1	1.64	0.46
1:I:411:ALA:HB1	1:J:57:PHE:CD1	2.48	0.46
1:J:91:ALA:O	1:J:94:LEU:N	2.49	0.46
1:J:241:GLY:O	1:J:242:GLU:C	2.55	0.46
1:J:327:GLN:O	1:J:327:GLN:NE2	2.49	0.46
1:J:552:LEU:HD13	1:J:556:TYR:CE2	2.50	0.46
1:K:400:ALA:CB	1:L:395:PRO:HB2	2.45	0.46
1:K:584:PRO:CB	1:K:590:GLN:HG2	2.46	0.46
1:L:241:GLY:O	1:L:242:GLU:C	2.54	0.46
1:L:422:THR:CG2	1:L:423:GLU:N	2.79	0.46
1:A:138:THR:HG23	1:A:143:VAL:CG2	2.37	0.46
1:A:350:PHE:HZ	1:A:392:TYR:CD2	2.34	0.46
1:A:528:LYS:HE3	1:A:528:LYS:HB2	1.77	0.46
1:A:576:LEU:O	1:A:579:MET:HB2	2.16	0.46
1:A:584:PRO:CB	1:A:590:GLN:HG2	2.46	0.46
1:B:263:PHE:O	1:B:263:PHE:CD2	2.69	0.46
1:C:433:ASP:O	1:C:436:ASN:HB3	2.16	0.46
1:C:673:ALA:O	1:C:674:SER:C	2.54	0.46
1:D:27:ARG:HD2	1:E:212:LEU:H	1.81	0.46
1:E:91:ALA:O	1:E:94:LEU:N	2.49	0.46
1:E:143:VAL:CG1	1:E:144:ILE:N	2.79	0.46
1:E:237:ASP:H	1:E:243:PRO:HA	1.81	0.46
1:E:263:PHE:CD2	1:E:263:PHE:O	2.69	0.46
1:E:310:VAL:C	1:E:312:ASP:N	2.66	0.46
1:E:438:LEU:HD12	1:E:441:ARG:NH1	2.31	0.46
1:F:91:ALA:O	1:F:94:LEU:N	2.49	0.46
1:F:115:VAL:CG2	1:F:116:ARG:N	2.79	0.46
1:G:71:MET:CE	1:G:115:VAL:HB	2.45	0.46
1:G:405:LEU:O	1:G:409:THR:HG23	2.14	0.46
1:H:63:VAL:O	1:H:67:LEU:HG	2.15	0.46
1:I:246:TYR:HE2	1:I:512:GLY:CA	2.29	0.46
1:I:438:LEU:HD12	1:I:441:ARG:NH1	2.31	0.46
1:J:127:ARG:HG2	1:J:147:GLU:HB2	1.96	0.46
1:J:237:ASP:H	1:J:243:PRO:HA	1.81	0.46
1:J:438:LEU:HD12	1:J:441:ARG:NH1	2.31	0.46
1:J:616:LEU:O	1:J:620:ALA:N	2.44	0.46
1:L:99:ARG:CZ	1:L:524:PHE:HB2	2.45	0.46
1:L:115:VAL:CG2	1:L:116:ARG:N	2.79	0.46
1:L:143:VAL:CG1	1:L:144:ILE:N	2.79	0.46
1:L:673:ALA:O	1:L:674:SER:C	2.54	0.46
1:A:59:VAL:O	1:A:62:PRO:CD	2.51	0.46

Continued on next page...

Continued from previous page...

Atom-1	Atom-2	Interatomic distance (Å)	Clash overlap (Å)
1:A:325:ASP:OD2	1:B:56:GLN:HB2	2.16	0.46
1:B:415:VAL:HA	1:C:62:PRO:HG3	1.97	0.46
1:B:438:LEU:HD12	1:B:441:ARG:NH1	2.31	0.46
1:C:26:ARG:HE	1:C:26:ARG:CA	2.29	0.46
1:D:71:MET:CE	1:D:115:VAL:HB	2.45	0.46
1:D:75:PRO:O	1:D:76:ILE:HB	2.15	0.46
1:D:246:TYR:HE2	1:D:512:GLY:CA	2.29	0.46
1:E:266:ILE:O	1:E:267:ALA:HB2	2.16	0.46
1:E:585:GLU:HB3	1:E:587:PRO:HD3	1.96	0.46
1:F:352:TRP:CD2	1:G:376:ARG:HB2	2.51	0.46
1:F:438:LEU:HD12	1:F:441:ARG:NH1	2.31	0.46
1:G:75:PRO:O	1:G:76:ILE:HB	2.15	0.46
1:G:266:ILE:O	1:G:267:ALA:HB2	2.16	0.46
1:G:438:LEU:HD12	1:G:441:ARG:NH1	2.31	0.46
1:H:673:ALA:O	1:H:674:SER:C	2.54	0.46
1:I:422:THR:CG2	1:I:423:GLU:N	2.79	0.46
1:J:263:PHE:O	1:J:263:PHE:CD2	2.69	0.46
1:J:322:LEU:HD13	1:J:322:LEU:HA	1.77	0.46
1:J:350:PHE:HZ	1:J:392:TYR:CD2	2.34	0.46
1:L:584:PRO:CB	1:L:590:GLN:HG2	2.46	0.46
1:A:91:ALA:O	1:A:94:LEU:N	2.49	0.45
1:A:234:ILE:CG1	1:A:267:ALA:HB3	2.46	0.45
1:A:237:ASP:H	1:A:243:PRO:HA	1.81	0.45
1:A:246:TYR:HE2	1:A:512:GLY:CA	2.29	0.45
1:B:26:ARG:HE	1:B:26:ARG:CA	2.29	0.45
1:B:86:ALA:HB2	1:B:515:GLU:HG3	1.98	0.45
1:B:234:ILE:CG1	1:B:267:ALA:HB3	2.46	0.45
1:B:246:TYR:HE2	1:B:512:GLY:CA	2.29	0.45
1:B:343:ARG:H	1:B:343:ARG:HG2	1.52	0.45
1:B:350:PHE:HE1	1:C:363:TYR:HE1	1.63	0.45
1:C:263:PHE:O	1:C:263:PHE:CD2	2.69	0.45
1:C:541:LYS:HE2	1:C:541:LYS:HB2	1.79	0.45
1:E:37:ARG:HD2	1:E:37:ARG:HA	1.70	0.45
1:E:622:LEU:O	1:E:625:ALA:HB3	2.16	0.45
1:F:26:ARG:HE	1:F:26:ARG:CA	2.29	0.45
1:F:234:ILE:HG13	1:F:267:ALA:HB3	1.99	0.45
1:F:263:PHE:CD2	1:F:263:PHE:O	2.69	0.45
1:F:327:GLN:NE2	1:F:327:GLN:O	2.49	0.45
1:F:398:PRO:CB	1:G:395:PRO:HD2	2.39	0.45
1:F:687:ALA:O	1:F:691:LEU:N	2.39	0.45
1:H:263:PHE:CD2	1:H:263:PHE:O	2.69	0.45

Continued on next page...

Continued from previous page...

Atom-1	Atom-2	Interatomic distance (Å)	Clash overlap (Å)
1:H:687:ALA:O	1:H:691:LEU:N	2.40	0.45
1:I:115:VAL:CG2	1:I:116:ARG:N	2.79	0.45
1:I:263:PHE:CD2	1:I:263:PHE:O	2.69	0.45
1:I:350:PHE:HZ	1:I:392:TYR:CD2	2.34	0.45
1:J:234:ILE:HG13	1:J:267:ALA:HB3	1.99	0.45
1:K:91:ALA:O	1:K:94:LEU:N	2.49	0.45
1:K:241:GLY:O	1:K:242:GLU:C	2.55	0.45
1:K:433:ASP:O	1:K:436:ASN:HB3	2.16	0.45
1:K:528:LYS:HD2	1:K:560:LEU:HD11	1.98	0.45
1:L:86:ALA:HB2	1:L:515:GLU:HG3	1.98	0.45
1:L:369:TYR:HA	1:L:370:PRO:HD3	1.75	0.45
1:L:425:VAL:O	1:L:426:ASN:C	2.55	0.45
1:L:622:LEU:O	1:L:625:ALA:HB3	2.16	0.45
1:A:134:ASP:OD2	1:L:229:LYS:HE3	2.16	0.45
1:A:234:ILE:HG13	1:A:267:ALA:HB3	1.99	0.45
1:A:241:GLY:O	1:A:242:GLU:C	2.55	0.45
1:A:433:ASP:O	1:A:436:ASN:HB3	2.16	0.45
1:A:673:ALA:O	1:A:674:SER:C	2.54	0.45
1:B:143:VAL:CG1	1:B:144:ILE:N	2.79	0.45
1:C:246:TYR:HE2	1:C:512:GLY:CA	2.29	0.45
1:D:86:ALA:HB2	1:D:515:GLU:HG3	1.98	0.45
1:D:234:ILE:HG13	1:D:267:ALA:HB3	1.99	0.45
1:D:263:PHE:CD2	1:D:263:PHE:O	2.69	0.45
1:D:425:VAL:O	1:D:426:ASN:C	2.55	0.45
1:D:577:ILE:CD1	1:D:589:GLU:HB3	2.47	0.45
1:E:246:TYR:HE2	1:E:512:GLY:CA	2.29	0.45
1:F:241:GLY:O	1:F:242:GLU:C	2.55	0.45
1:F:413:LYS:H	1:F:413:LYS:HG2	1.61	0.45
1:F:425:VAL:O	1:F:426:ASN:C	2.55	0.45
1:F:433:ASP:O	1:F:436:ASN:HB3	2.16	0.45
1:F:528:LYS:HD2	1:F:560:LEU:HD11	1.99	0.45
1:G:11:ILE:O	1:G:11:ILE:HG12	2.15	0.45
1:G:115:VAL:CG2	1:G:116:ARG:N	2.79	0.45
1:G:433:ASP:O	1:G:436:ASN:HB3	2.16	0.45
1:H:248:LYS:HZ1	1:H:513:ARG:HH12	1.62	0.45
1:H:577:ILE:CD1	1:H:589:GLU:HB3	2.47	0.45
1:J:234:ILE:CG1	1:J:267:ALA:HB3	2.46	0.45
1:J:528:LYS:HD2	1:J:560:LEU:HD11	1.99	0.45
1:K:327:GLN:NE2	1:K:327:GLN:O	2.48	0.45
1:K:350:PHE:HZ	1:K:392:TYR:CD2	2.34	0.45
1:K:724:PRO:N	1:L:725:GLN:O	2.49	0.45

Continued on next page...

Continued from previous page...

Atom-1	Atom-2	Interatomic distance (Å)	Clash overlap (Å)
1:L:234:ILE:CG1	1:L:267:ALA:HB3	2.46	0.45
1:L:350:PHE:HZ	1:L:392:TYR:CD2	2.34	0.45
1:A:143:VAL:CG1	1:A:144:ILE:N	2.79	0.45
1:A:266:ILE:O	1:A:267:ALA:HB2	2.16	0.45
1:A:577:ILE:CD1	1:A:589:GLU:HB3	2.47	0.45
1:B:327:GLN:O	1:B:327:GLN:NE2	2.48	0.45
1:C:234:ILE:CG1	1:C:267:ALA:HB3	2.46	0.45
1:D:634:ILE:O	1:D:638:LYS:N	2.42	0.45
1:F:584:PRO:CB	1:F:590:GLN:HG2	2.46	0.45
1:G:143:VAL:CG1	1:G:144:ILE:N	2.79	0.45
1:G:528:LYS:HD2	1:G:560:LEU:HD11	1.99	0.45
1:G:577:ILE:CD1	1:G:589:GLU:HB3	2.47	0.45
1:I:66:LYS:HZ1	1:I:420:VAL:HG11	1.81	0.45
1:I:237:ASP:H	1:I:243:PRO:HA	1.81	0.45
1:I:584:PRO:CB	1:I:590:GLN:HG2	2.46	0.45
1:J:246:TYR:HE2	1:J:512:GLY:CA	2.29	0.45
1:J:438:LEU:HD11	1:K:108:LYS:HD2	1.97	0.45
1:J:577:ILE:CD1	1:J:589:GLU:HB3	2.47	0.45
1:J:673:ALA:O	1:J:674:SER:C	2.54	0.45
1:K:37:ARG:HA	1:K:37:ARG:HD2	1.70	0.45
1:K:263:PHE:CG	1:K:263:PHE:O	2.65	0.45
1:L:91:ALA:O	1:L:94:LEU:N	2.49	0.45
1:L:327:GLN:NE2	1:L:327:GLN:O	2.48	0.45
1:A:115:VAL:CG2	1:A:116:ARG:N	2.79	0.45
1:A:263:PHE:O	1:A:263:PHE:CD2	2.69	0.45
1:B:63:VAL:O	1:B:67:LEU:HG	2.15	0.45
1:B:528:LYS:HD2	1:B:560:LEU:HD11	1.98	0.45
1:B:577:ILE:CD1	1:B:589:GLU:HB3	2.47	0.45
1:D:234:ILE:CG1	1:D:267:ALA:HB3	2.46	0.45
1:D:241:GLY:O	1:D:242:GLU:C	2.54	0.45
1:E:528:LYS:HE3	1:E:528:LYS:HB2	1.77	0.45
1:E:584:PRO:CB	1:E:590:GLN:HG2	2.46	0.45
1:F:411:ALA:CB	1:G:57:PHE:CD1	3.00	0.45
1:F:622:LEU:O	1:F:625:ALA:HB3	2.16	0.45
1:G:91:ALA:O	1:G:94:LEU:N	2.49	0.45
1:G:234:ILE:CG1	1:G:267:ALA:HB3	2.46	0.45
1:H:91:ALA:O	1:H:94:LEU:N	2.49	0.45
1:H:143:VAL:CG1	1:H:144:ILE:N	2.79	0.45
1:H:241:GLY:O	1:H:242:GLU:C	2.55	0.45
1:I:143:VAL:CG1	1:I:144:ILE:N	2.79	0.45
1:I:234:ILE:CG1	1:I:267:ALA:HB3	2.46	0.45

Continued on next page...

Continued from previous page...

Atom-1	Atom-2	Interatomic distance (Å)	Clash overlap (Å)
1:I:577:ILE:CD1	1:I:589:GLU:HB3	2.47	0.45
1:K:237:ASP:H	1:K:243:PRO:HA	1.81	0.45
1:K:246:TYR:HE2	1:K:512:GLY:CA	2.29	0.45
1:K:576:LEU:O	1:K:579:MET:HB2	2.16	0.45
1:K:622:LEU:O	1:K:625:ALA:HB3	2.16	0.45
1:L:248:LYS:H	1:L:248:LYS:CD	2.29	0.45
1:B:138:THR:HG23	1:B:143:VAL:CG2	2.37	0.45
1:C:115:VAL:CG2	1:C:116:ARG:N	2.79	0.45
1:C:143:VAL:CG1	1:C:144:ILE:N	2.79	0.45
1:C:171:ARG:HH21	1:D:182:ASN:ND2	2.14	0.45
1:D:91:ALA:O	1:D:94:LEU:N	2.49	0.45
1:E:165:MET:CE	1:E:435:VAL:HB	2.47	0.45
1:E:234:ILE:HG13	1:E:267:ALA:HB3	1.99	0.45
1:F:409:THR:O	1:F:413:LYS:HG2	2.17	0.45
1:G:237:ASP:H	1:G:243:PRO:HA	1.81	0.45
1:G:350:PHE:HZ	1:G:392:TYR:CD2	2.34	0.45
1:G:541:LYS:HE2	1:G:541:LYS:HB2	1.79	0.45
1:G:584:PRO:CB	1:G:590:GLN:HG2	2.46	0.45
1:H:99:ARG:CZ	1:H:524:PHE:HB2	2.46	0.45
1:I:99:ARG:CZ	1:I:524:PHE:HB2	2.46	0.45
1:I:203:ASN:HA	1:I:204:PRO:HD3	1.74	0.45
1:J:26:ARG:HE	1:J:26:ARG:CA	2.29	0.45
1:J:115:VAL:CG2	1:J:116:ARG:N	2.79	0.45
1:J:237:ASP:HA	1:J:238:PRO:HD2	1.83	0.45
1:K:234:ILE:CG1	1:K:267:ALA:HB3	2.46	0.45
1:L:237:ASP:H	1:L:243:PRO:HA	1.81	0.45
1:A:65:ARG:HD3	1:L:418:LEU:HD22	1.99	0.45
1:A:109:ILE:HD13	1:L:165:MET:H	1.81	0.45
1:B:248:LYS:H	1:B:248:LYS:CD	2.29	0.45
1:B:350:PHE:HZ	1:B:392:TYR:CD2	2.34	0.45
1:C:528:LYS:HD2	1:C:560:LEU:HD11	1.99	0.45
1:D:433:ASP:O	1:D:436:ASN:HB3	2.16	0.45
1:D:438:LEU:HD12	1:D:441:ARG:NH1	2.31	0.45
1:D:622:LEU:O	1:D:625:ALA:HB3	2.16	0.45
1:J:143:VAL:CG1	1:J:144:ILE:N	2.79	0.45
1:K:143:VAL:CG1	1:K:144:ILE:N	2.79	0.45
1:K:263:PHE:CD2	1:K:263:PHE:O	2.69	0.45
1:K:266:ILE:O	1:K:267:ALA:HB2	2.16	0.45
1:K:434:THR:O	1:K:438:LEU:HD13	2.17	0.45
1:L:66:LYS:HZ3	1:L:420:VAL:HG11	1.80	0.45
1:A:86:ALA:HB2	1:A:515:GLU:HG3	1.98	0.45

Continued on next page...

Continued from previous page...

Atom-1	Atom-2	Interatomic distance (Å)	Clash overlap (Å)
1:A:115:VAL:HG23	1:A:116:ARG:N	2.32	0.45
1:A:255:ILE:O	1:A:258:LEU:N	2.47	0.45
1:A:409:THR:O	1:A:413:LYS:HG2	2.17	0.45
1:A:525:GLN:NE2	1:L:441:ARG:HH21	2.15	0.45
1:A:724:PRO:N	1:B:725:GLN:O	2.49	0.45
1:B:115:VAL:HG23	1:B:116:ARG:N	2.32	0.45
1:B:422:THR:CG2	1:B:423:GLU:N	2.79	0.45
1:B:425:VAL:O	1:B:426:ASN:C	2.55	0.45
1:B:576:LEU:O	1:B:579:MET:HB2	2.16	0.45
1:C:409:THR:O	1:C:413:LYS:HG2	2.17	0.45
1:C:444:LEU:HD13	1:C:444:LEU:N	2.32	0.45
1:C:577:ILE:CD1	1:C:589:GLU:HB3	2.47	0.45
1:D:438:LEU:HD11	1:E:108:LYS:CE	2.47	0.45
1:E:409:THR:O	1:E:413:LYS:HG2	2.17	0.45
1:E:577:ILE:CD1	1:E:589:GLU:HB3	2.47	0.45
1:F:143:VAL:CG1	1:F:144:ILE:N	2.79	0.45
1:F:237:ASP:H	1:F:243:PRO:HA	1.81	0.45
1:F:576:LEU:O	1:F:579:MET:HB2	2.16	0.45
1:F:673:ALA:O	1:F:674:SER:C	2.54	0.45
1:G:422:THR:CG2	1:G:423:GLU:N	2.79	0.45
1:G:434:THR:O	1:G:438:LEU:HD13	2.17	0.45
1:G:673:ALA:O	1:G:674:SER:C	2.54	0.45
1:H:584:PRO:CB	1:H:590:GLN:HG2	2.46	0.45
1:I:26:ARG:HE	1:I:26:ARG:CA	2.29	0.45
1:I:234:ILE:HG13	1:I:267:ALA:HB3	1.99	0.45
1:J:411:ALA:HB1	1:K:57:PHE:CD1	2.48	0.45
1:J:422:THR:CG2	1:J:423:GLU:N	2.79	0.45
1:K:86:ALA:HB2	1:K:515:GLU:HG3	1.98	0.45
1:K:165:MET:CE	1:K:435:VAL:HB	2.47	0.45
1:L:263:PHE:CD2	1:L:263:PHE:O	2.69	0.45
1:A:150:HIS:HB3	1:L:309:PHE:HB2	1.98	0.45
1:A:301:VAL:HA	1:A:302:PRO:HD3	1.67	0.45
1:A:350:PHE:HE1	1:B:363:TYR:CE1	2.25	0.45
1:A:622:LEU:O	1:A:625:ALA:HB3	2.16	0.45
1:A:687:ALA:O	1:A:691:LEU:N	2.39	0.45
1:B:115:VAL:CG2	1:B:116:ARG:N	2.79	0.45
1:B:241:GLY:O	1:B:242:GLU:C	2.55	0.45
1:C:234:ILE:HG13	1:C:267:ALA:HB3	1.99	0.45
1:C:236:GLN:N	1:C:265:LYS:HG2	2.32	0.45
1:C:350:PHE:HZ	1:C:392:TYR:CD2	2.34	0.45
1:C:425:VAL:O	1:C:426:ASN:C	2.55	0.45

Continued on next page...

Continued from previous page...

Atom-1	Atom-2	Interatomic distance (Å)	Clash overlap (Å)
1:D:350:PHE:HB3	1:E:374:LEU:CD1	2.46	0.45
1:D:576:LEU:O	1:D:579:MET:HB2	2.16	0.45
1:E:433:ASP:O	1:E:436:ASN:HB3	2.16	0.45
1:F:99:ARG:CZ	1:F:524:PHE:HB2	2.46	0.45
1:G:115:VAL:HG23	1:G:116:ARG:N	2.32	0.45
1:G:236:GLN:N	1:G:265:LYS:HG2	2.32	0.45
1:G:241:GLY:O	1:G:242:GLU:C	2.55	0.45
1:G:425:VAL:O	1:G:426:ASN:C	2.55	0.45
1:H:115:VAL:CG2	1:H:116:ARG:N	2.79	0.45
1:H:165:MET:CE	1:H:435:VAL:HB	2.47	0.45
1:H:266:ILE:O	1:H:267:ALA:HB2	2.16	0.45
1:H:425:VAL:O	1:H:426:ASN:C	2.55	0.45
1:H:433:ASP:O	1:H:436:ASN:HB3	2.16	0.45
1:I:236:GLN:N	1:I:265:LYS:HG2	2.32	0.45
1:I:622:LEU:O	1:I:625:ALA:HB3	2.16	0.45
1:J:425:VAL:O	1:J:426:ASN:C	2.55	0.45
1:J:622:LEU:O	1:J:625:ALA:HB3	2.16	0.45
1:K:115:VAL:HG23	1:K:116:ARG:N	2.32	0.45
1:K:234:ILE:HG13	1:K:267:ALA:HB3	1.99	0.45
1:L:198:ILE:HA	1:L:199:PRO:HD3	1.74	0.45
1:L:409:THR:O	1:L:413:LYS:HG2	2.17	0.45
1:A:26:ARG:HA	1:A:26:ARG:NE	2.32	0.45
1:A:26:ARG:HG3	1:A:27:ARG:N	2.32	0.45
1:B:236:GLN:N	1:B:265:LYS:HG2	2.32	0.45
1:B:444:LEU:HD13	1:B:444:LEU:N	2.32	0.45
1:B:673:ALA:O	1:B:674:SER:C	2.54	0.45
1:C:165:MET:CE	1:C:435:VAL:HB	2.47	0.45
1:D:26:ARG:HG3	1:D:27:ARG:N	2.32	0.45
1:D:673:ALA:O	1:D:674:SER:C	2.54	0.45
1:E:115:VAL:HG23	1:E:116:ARG:N	2.32	0.45
1:E:122:GLY:O	1:E:305:GLY:N	2.47	0.45
1:E:350:PHE:HZ	1:E:392:TYR:CD2	2.34	0.45
1:E:557:PHE:CE2	1:F:563:LYS:HD3	2.51	0.45
1:F:86:ALA:HB2	1:F:515:GLU:HG3	1.98	0.45
1:F:350:PHE:HZ	1:F:392:TYR:CD2	2.34	0.45
1:F:528:LYS:HE3	1:F:528:LYS:HB2	1.77	0.45
1:G:26:ARG:HG3	1:G:27:ARG:N	2.32	0.45
1:G:198:ILE:HA	1:G:199:PRO:HD3	1.74	0.45
1:G:234:ILE:HG13	1:G:267:ALA:HB3	1.99	0.45
1:G:263:PHE:CD2	1:G:263:PHE:O	2.69	0.45
1:H:409:THR:O	1:H:413:LYS:HG2	2.17	0.45

Continued on next page...

Continued from previous page...

Atom-1	Atom-2	Interatomic distance (Å)	Clash overlap (Å)
1:I:425:VAL:O	1:I:426:ASN:C	2.55	0.45
1:I:433:ASP:O	1:I:436:ASN:HB3	2.16	0.45
1:I:541:LYS:HE2	1:I:541:LYS:HB2	1.79	0.45
1:J:165:MET:CE	1:J:435:VAL:HB	2.47	0.45
1:J:409:THR:O	1:J:413:LYS:HG2	2.17	0.45
1:J:434:THR:O	1:J:438:LEU:HD13	2.17	0.45
1:K:236:GLN:N	1:K:265:LYS:HG2	2.32	0.45
1:K:425:VAL:O	1:K:426:ASN:C	2.55	0.45
1:A:122:GLY:O	1:A:305:GLY:N	2.47	0.45
1:A:350:PHE:CD1	1:B:372:TYR:HB2	2.52	0.45
1:A:422:THR:CG2	1:A:423:GLU:N	2.79	0.45
1:B:237:ASP:H	1:B:243:PRO:HA	1.81	0.45
1:C:86:ALA:HB2	1:C:515:GLU:HG3	1.98	0.45
1:C:576:LEU:O	1:C:579:MET:HB2	2.16	0.45
1:D:143:VAL:CG1	1:D:144:ILE:N	2.79	0.45
1:D:171:ARG:NE	1:E:186:ASP:OD1	2.50	0.45
1:D:236:GLN:N	1:D:265:LYS:HG2	2.32	0.45
1:F:246:TYR:HE2	1:F:512:GLY:CA	2.29	0.45
1:F:411:ALA:HB1	1:G:57:PHE:CD1	2.46	0.45
1:G:26:ARG:HA	1:G:26:ARG:NE	2.32	0.45
1:G:325:ASP:OD2	1:H:56:GLN:N	2.50	0.45
1:G:576:LEU:O	1:G:579:MET:HB2	2.16	0.45
1:H:234:ILE:CG1	1:H:267:ALA:HB3	2.46	0.45
1:I:241:GLY:O	1:I:242:GLU:C	2.54	0.45
1:I:248:LYS:H	1:I:248:LYS:CD	2.29	0.45
1:I:422:THR:HG23	1:I:423:GLU:N	2.32	0.45
1:J:26:ARG:HA	1:J:26:ARG:NE	2.32	0.45
1:L:234:ILE:HG13	1:L:267:ALA:HB3	1.99	0.45
1:C:622:LEU:O	1:C:625:ALA:HB3	2.16	0.44
1:D:404:MET:SD	1:E:337:ASN:HB3	2.56	0.44
1:E:99:ARG:CZ	1:E:524:PHE:HB2	2.46	0.44
1:E:234:ILE:CG1	1:E:267:ALA:HB3	2.46	0.44
1:E:263:PHE:O	1:E:263:PHE:CG	2.65	0.44
1:E:422:THR:HG23	1:E:423:GLU:N	2.33	0.44
1:F:26:ARG:HG3	1:F:27:ARG:N	2.32	0.44
1:F:59:VAL:O	1:F:62:PRO:CD	2.51	0.44
1:F:115:VAL:HG23	1:F:116:ARG:N	2.32	0.44
1:F:422:THR:HG23	1:F:423:GLU:N	2.33	0.44
1:G:26:ARG:HE	1:G:26:ARG:CA	2.29	0.44
1:G:411:ALA:CB	1:H:57:PHE:CD1	3.00	0.44
1:H:622:LEU:O	1:H:625:ALA:HB3	2.16	0.44

Continued on next page...

Continued from previous page...

Atom-1	Atom-2	Interatomic distance (Å)	Clash overlap (Å)
1:I:26:ARG:HA	1:I:26:ARG:NE	2.32	0.44
1:I:37:ARG:HA	1:I:37:ARG:HD2	1.70	0.44
1:J:255:ILE:O	1:J:258:LEU:N	2.47	0.44
1:J:576:LEU:O	1:J:579:MET:HB2	2.16	0.44
1:K:577:ILE:CD1	1:K:589:GLU:HB3	2.47	0.44
1:L:26:ARG:HG3	1:L:27:ARG:N	2.32	0.44
1:L:165:MET:CE	1:L:435:VAL:HB	2.47	0.44
1:L:236:GLN:N	1:L:265:LYS:HG2	2.32	0.44
1:L:246:TYR:HE2	1:L:512:GLY:CA	2.29	0.44
1:L:576:LEU:O	1:L:579:MET:HB2	2.16	0.44
1:L:577:ILE:CD1	1:L:589:GLU:HB3	2.47	0.44
1:A:271:ILE:HA	1:B:134:ASP:OD2	2.17	0.44
1:A:422:THR:HG23	1:A:423:GLU:N	2.33	0.44
1:A:444:LEU:HD13	1:A:444:LEU:N	2.32	0.44
1:A:528:LYS:HD2	1:A:560:LEU:HD11	1.99	0.44
1:B:26:ARG:HG3	1:B:27:ARG:N	2.32	0.44
1:B:409:THR:O	1:B:413:LYS:HG2	2.17	0.44
1:B:622:LEU:O	1:B:625:ALA:HB3	2.16	0.44
1:C:26:ARG:HG3	1:C:27:ARG:N	2.32	0.44
1:D:165:MET:HG3	1:D:307:TRP:CD2	2.53	0.44
1:E:26:ARG:HG3	1:E:27:ARG:N	2.32	0.44
1:E:165:MET:HG3	1:E:307:TRP:CD2	2.53	0.44
1:E:236:GLN:N	1:E:265:LYS:HG2	2.32	0.44
1:E:241:GLY:O	1:E:242:GLU:C	2.54	0.44
1:E:673:ALA:O	1:E:674:SER:C	2.54	0.44
1:F:301:VAL:HA	1:F:302:PRO:HD3	1.67	0.44
1:G:246:TYR:HE2	1:G:512:GLY:CA	2.29	0.44
1:H:26:ARG:HE	1:H:26:ARG:CA	2.29	0.44
1:H:165:MET:HE3	1:H:435:VAL:HB	1.98	0.44
1:H:246:TYR:HE2	1:H:512:GLY:CA	2.29	0.44
1:I:434:THR:O	1:I:438:LEU:HD13	2.17	0.44
1:J:45:LEU:O	1:J:46:SER:HB3	2.18	0.44
1:J:554:LEU:HD12	1:J:557:PHE:HD2	1.83	0.44
1:K:400:ALA:HB3	1:L:395:PRO:HB2	1.99	0.44
1:L:165:MET:HG3	1:L:307:TRP:CD2	2.53	0.44
1:L:433:ASP:O	1:L:436:ASN:HB3	2.16	0.44
1:B:26:ARG:HA	1:B:26:ARG:NE	2.32	0.44
1:B:554:LEU:HD12	1:B:557:PHE:HD2	1.83	0.44
1:C:203:ASN:HA	1:C:204:PRO:HD3	1.74	0.44
1:C:554:LEU:HD12	1:C:557:PHE:HD2	1.83	0.44
1:D:554:LEU:HD12	1:D:557:PHE:HD2	1.83	0.44

Continued on next page...

Continued from previous page...

Atom-1	Atom-2	Interatomic distance (Å)	Clash overlap (Å)
1:E:255:ILE:O	1:E:258:LEU:N	2.47	0.44
1:E:422:THR:CG2	1:E:423:GLU:N	2.79	0.44
1:E:434:THR:HG23	1:E:435:VAL:N	2.33	0.44
1:F:165:MET:CE	1:F:435:VAL:HB	2.47	0.44
1:F:234:ILE:CG1	1:F:267:ALA:HB3	2.46	0.44
1:F:554:LEU:HD12	1:F:557:PHE:HD2	1.83	0.44
1:G:66:LYS:HZ1	1:G:420:VAL:HG11	1.80	0.44
1:G:86:ALA:HB2	1:G:515:GLU:HG3	1.98	0.44
1:G:434:THR:HG23	1:G:435:VAL:N	2.33	0.44
1:H:115:VAL:HG23	1:H:116:ARG:N	2.32	0.44
1:H:434:THR:O	1:H:438:LEU:HD13	2.17	0.44
1:I:576:LEU:O	1:I:579:MET:HB2	2.16	0.44
1:J:15:PHE:HZ	1:J:283:CYS:SG	2.41	0.44
1:J:550:GLN:H	1:J:550:GLN:CD	2.21	0.44
1:K:26:ARG:HA	1:K:26:ARG:NE	2.32	0.44
1:K:45:LEU:O	1:K:46:SER:HB3	2.18	0.44
1:K:88:PRO:O	1:L:561:ASP:HB2	2.16	0.44
1:L:115:VAL:HG23	1:L:116:ARG:N	2.32	0.44
1:L:158:TRP:HB3	1:L:173:CYS:N	2.33	0.44
1:A:155:HIS:CE1	1:L:312:ASP:OD1	2.70	0.44
1:A:434:THR:O	1:A:438:LEU:HD13	2.17	0.44
1:B:634:ILE:O	1:B:638:LYS:N	2.42	0.44
1:C:15:PHE:HZ	1:C:283:CYS:SG	2.41	0.44
1:C:99:ARG:CZ	1:C:524:PHE:HB2	2.45	0.44
1:C:434:THR:O	1:C:438:LEU:HD13	2.17	0.44
1:C:434:THR:HG23	1:C:435:VAL:N	2.33	0.44
1:D:255:ILE:O	1:D:258:LEU:N	2.47	0.44
1:D:350:PHE:HZ	1:D:392:TYR:CD2	2.34	0.44
1:D:434:THR:O	1:D:438:LEU:HD13	2.17	0.44
1:D:444:LEU:HD13	1:D:444:LEU:N	2.32	0.44
1:D:584:PRO:CB	1:D:590:GLN:HG2	2.46	0.44
1:E:45:LEU:O	1:E:46:SER:HB3	2.18	0.44
1:F:171:ARG:HH21	1:G:182:ASN:HD22	1.66	0.44
1:F:343:ARG:H	1:F:343:ARG:HG2	1.52	0.44
1:F:434:THR:HG23	1:F:435:VAL:N	2.33	0.44
1:G:73:GLN:C	1:G:75:PRO:HD3	2.38	0.44
1:G:78:VAL:O	1:G:79:LEU:HD22	2.18	0.44
1:G:147:GLU:HA	1:G:148:PRO:HD3	1.83	0.44
1:H:78:VAL:O	1:H:79:LEU:HD22	2.18	0.44
1:H:237:ASP:H	1:H:243:PRO:HA	1.81	0.44
1:H:369:TYR:HA	1:H:370:PRO:HD3	1.75	0.44

Continued on next page...

Continued from previous page...

Atom-1	Atom-2	Interatomic distance (Å)	Clash overlap (Å)
1:I:15:PHE:HZ	1:I:283:CYS:SG	2.41	0.44
1:I:409:THR:O	1:I:413:LYS:HG2	2.17	0.44
1:I:444:LEU:HD13	1:I:444:LEU:N	2.32	0.44
1:J:138:THR:HG23	1:J:143:VAL:CG2	2.37	0.44
1:J:343:ARG:H	1:J:343:ARG:HG2	1.52	0.44
1:J:434:THR:HG23	1:J:435:VAL:N	2.33	0.44
1:K:409:THR:O	1:K:413:LYS:HG2	2.17	0.44
1:K:422:THR:CG2	1:K:423:GLU:N	2.79	0.44
1:L:26:ARG:HA	1:L:26:ARG:NE	2.32	0.44
1:L:71:MET:CE	1:L:115:VAL:HB	2.45	0.44
1:A:165:MET:CE	1:A:435:VAL:HB	2.47	0.44
1:A:236:GLN:N	1:A:265:LYS:HG2	2.32	0.44
1:B:73:GLN:C	1:B:75:PRO:HD3	2.38	0.44
1:C:45:LEU:O	1:C:46:SER:HB3	2.18	0.44
1:C:158:TRP:HB3	1:C:173:CYS:N	2.33	0.44
1:D:26:ARG:HA	1:D:26:ARG:NE	2.32	0.44
1:D:528:LYS:HD2	1:D:560:LEU:HD11	1.99	0.44
1:F:45:LEU:O	1:F:46:SER:HB3	2.18	0.44
1:F:444:LEU:HD13	1:F:444:LEU:N	2.32	0.44
1:G:15:PHE:HZ	1:G:283:CYS:SG	2.41	0.44
1:G:322:LEU:HD13	1:G:322:LEU:HA	1.77	0.44
1:G:554:LEU:HD12	1:G:557:PHE:HD2	1.83	0.44
1:H:37:ARG:HD2	1:H:37:ARG:HA	1.70	0.44
1:H:122:GLY:O	1:H:305:GLY:N	2.47	0.44
1:I:45:LEU:O	1:I:46:SER:HB3	2.18	0.44
1:I:550:GLN:H	1:I:550:GLN:CD	2.21	0.44
1:J:26:ARG:HG3	1:J:27:ARG:N	2.32	0.44
1:J:78:VAL:O	1:J:79:LEU:HD22	2.18	0.44
1:J:165:MET:HG3	1:J:307:TRP:CD2	2.52	0.44
1:L:78:VAL:O	1:L:79:LEU:HD22	2.18	0.44
1:L:434:THR:O	1:L:438:LEU:HD13	2.17	0.44
1:C:59:VAL:O	1:C:62:PRO:CD	2.51	0.44
1:C:105:ASN:O	1:C:109:ILE:HG13	2.18	0.44
1:C:165:MET:HG3	1:C:307:TRP:CD2	2.53	0.44
1:D:115:VAL:HG23	1:D:116:ARG:N	2.32	0.44
1:D:158:TRP:HB3	1:D:173:CYS:N	2.33	0.44
1:D:392:TYR:HA	1:E:391:TYR:OH	2.18	0.44
1:E:15:PHE:HZ	1:E:283:CYS:SG	2.41	0.44
1:E:26:ARG:HA	1:E:26:ARG:NE	2.32	0.44
1:E:26:ARG:HE	1:E:26:ARG:CA	2.29	0.44
1:E:158:TRP:HB3	1:E:173:CYS:N	2.33	0.44

Continued on next page...

Continued from previous page...

Atom-1	Atom-2	Interatomic distance (Å)	Clash overlap (Å)
1:F:37:ARG:HA	1:F:37:ARG:HD2	1.70	0.44
1:F:236:GLN:N	1:F:265:LYS:HG2	2.32	0.44
1:F:434:THR:O	1:F:438:LEU:HD13	2.17	0.44
1:G:165:MET:HG3	1:G:307:TRP:CD2	2.53	0.44
1:H:73:GLN:C	1:H:75:PRO:HD3	2.38	0.44
1:H:236:GLN:N	1:H:265:LYS:HG2	2.32	0.44
1:I:26:ARG:HG3	1:I:27:ARG:N	2.32	0.44
1:I:73:GLN:C	1:I:75:PRO:HD3	2.38	0.44
1:I:118:GLN:N	1:I:123:VAL:O	2.51	0.44
1:K:26:ARG:HE	1:K:26:ARG:CA	2.29	0.44
1:K:158:TRP:HB3	1:K:173:CYS:N	2.33	0.44
1:K:203:ASN:HA	1:K:204:PRO:HD3	1.74	0.44
1:L:138:THR:HG23	1:L:143:VAL:CG2	2.37	0.44
1:A:24:GLU:OE2	1:B:213:THR:CG2	2.66	0.44
1:A:165:MET:HG3	1:A:307:TRP:CD2	2.53	0.44
1:A:554:LEU:HD12	1:A:557:PHE:HD2	1.83	0.44
1:B:158:TRP:HB3	1:B:173:CYS:N	2.33	0.44
1:C:37:ARG:HA	1:C:37:ARG:HD2	1.70	0.44
1:C:236:GLN:HE21	1:C:265:LYS:HZ1	1.65	0.44
1:D:15:PHE:HZ	1:D:283:CYS:SG	2.41	0.44
1:D:118:GLN:N	1:D:123:VAL:O	2.51	0.44
1:F:26:ARG:HA	1:F:26:ARG:NE	2.32	0.44
1:F:78:VAL:O	1:F:79:LEU:HD22	2.18	0.44
1:G:45:LEU:O	1:G:46:SER:HB3	2.18	0.44
1:G:634:ILE:O	1:G:638:LYS:N	2.42	0.44
1:I:415:VAL:HA	1:J:62:PRO:HG3	1.99	0.44
1:J:73:GLN:C	1:J:75:PRO:HD3	2.38	0.44
1:J:118:GLN:N	1:J:123:VAL:O	2.51	0.44
1:K:26:ARG:HG3	1:K:27:ARG:N	2.32	0.44
1:K:118:GLN:N	1:K:123:VAL:O	2.51	0.44
1:K:434:THR:HG23	1:K:435:VAL:N	2.33	0.44
1:L:105:ASN:O	1:L:109:ILE:HG13	2.18	0.44
1:L:528:LYS:HD2	1:L:560:LEU:HD11	1.99	0.44
1:A:26:ARG:HE	1:A:26:ARG:CA	2.29	0.44
1:A:73:GLN:C	1:A:75:PRO:HD3	2.38	0.44
1:A:118:GLN:HE21	1:A:118:GLN:HB2	1.66	0.44
1:A:325:ASP:OD2	1:B:56:GLN:N	2.50	0.44
1:A:425:VAL:O	1:A:426:ASN:C	2.55	0.44
1:B:99:ARG:CZ	1:B:524:PHE:HB2	2.46	0.44
1:B:165:MET:CE	1:B:435:VAL:HB	2.47	0.44
1:B:422:THR:HG23	1:B:423:GLU:N	2.33	0.44

Continued on next page...

Continued from previous page...

Atom-1	Atom-2	Interatomic distance (Å)	Clash overlap (Å)
1:C:118:GLN:N	1:C:123:VAL:O	2.51	0.44
1:D:165:MET:CE	1:D:435:VAL:HB	2.47	0.44
1:D:350:PHE:HE1	1:E:363:TYR:CE1	2.35	0.44
1:D:352:TRP:HA	1:E:374:LEU:O	2.18	0.44
1:E:59:VAL:O	1:E:62:PRO:CD	2.51	0.44
1:E:105:ASN:O	1:E:109:ILE:HG13	2.18	0.44
1:E:438:LEU:HD11	1:F:108:LYS:HD2	2.00	0.44
1:E:444:LEU:HD13	1:E:444:LEU:N	2.32	0.44
1:E:554:LEU:HD12	1:E:557:PHE:HD2	1.83	0.44
1:F:15:PHE:HZ	1:F:283:CYS:SG	2.41	0.44
1:F:643:ASN:O	1:F:647:ALA:CB	2.66	0.44
1:G:59:VAL:O	1:G:62:PRO:CD	2.51	0.44
1:G:118:GLN:N	1:G:123:VAL:O	2.51	0.44
1:G:158:TRP:HB3	1:G:173:CYS:N	2.33	0.44
1:G:165:MET:CE	1:G:435:VAL:HB	2.47	0.44
1:G:444:LEU:HD13	1:G:444:LEU:N	2.32	0.44
1:H:350:PHE:HZ	1:H:392:TYR:CD2	2.34	0.44
1:H:528:LYS:HD2	1:H:560:LEU:HD11	1.98	0.44
1:H:550:GLN:H	1:H:550:GLN:CD	2.21	0.44
1:H:576:LEU:O	1:H:579:MET:HB2	2.16	0.44
1:I:528:LYS:HD2	1:I:560:LEU:HD11	1.99	0.44
1:K:554:LEU:HD12	1:K:557:PHE:HD2	1.83	0.44
1:L:26:ARG:HE	1:L:26:ARG:CA	2.29	0.44
1:L:550:GLN:H	1:L:550:GLN:CD	2.21	0.44
1:L:554:LEU:HD12	1:L:557:PHE:HD2	1.83	0.44
1:L:634:ILE:O	1:L:638:LYS:N	2.42	0.44
1:A:541:LYS:HE2	1:A:541:LYS:HB2	1.79	0.44
1:B:15:PHE:HZ	1:B:283:CYS:SG	2.41	0.44
1:B:118:GLN:N	1:B:123:VAL:O	2.51	0.44
1:C:26:ARG:HA	1:C:26:ARG:NE	2.32	0.44
1:C:73:GLN:C	1:C:75:PRO:HD3	2.38	0.44
1:C:422:THR:HG23	1:C:423:GLU:N	2.33	0.44
1:D:422:THR:HG23	1:D:423:GLU:N	2.33	0.44
1:D:434:THR:HG23	1:D:435:VAL:N	2.33	0.44
1:F:577:ILE:CD1	1:F:589:GLU:HB3	2.47	0.44
1:G:409:THR:O	1:G:413:LYS:HG2	2.17	0.44
1:H:59:VAL:O	1:H:62:PRO:CD	2.51	0.44
1:H:105:ASN:O	1:H:109:ILE:HG13	2.18	0.44
1:I:434:THR:HG23	1:I:435:VAL:N	2.33	0.44
1:I:643:ASN:O	1:I:647:ALA:CB	2.66	0.44
1:J:99:ARG:CZ	1:J:524:PHE:HB2	2.45	0.44

Continued on next page...

Continued from previous page...

Atom-1	Atom-2	Interatomic distance (Å)	Clash overlap (Å)
1:J:158:TRP:HB3	1:J:173:CYS:N	2.33	0.44
1:K:387:GLN:H	1:K:387:GLN:HG2	1.60	0.44
1:K:550:GLN:H	1:K:550:GLN:CD	2.21	0.44
1:L:157:ILE:O	1:L:174:THR:HG23	2.18	0.44
1:L:191:TYR:HE1	1:L:278:LYS:HZ3	1.66	0.44
1:L:322:LEU:HA	1:L:322:LEU:HD13	1.77	0.44
1:L:541:LYS:HE2	1:L:541:LYS:HB2	1.79	0.44
1:A:78:VAL:O	1:A:79:LEU:HD22	2.18	0.43
1:B:105:ASN:O	1:B:109:ILE:HG13	2.18	0.43
1:B:311:GLU:O	1:B:312:ASP:CB	2.66	0.43
1:C:115:VAL:HG23	1:C:116:ARG:N	2.32	0.43
1:C:413:LYS:HG2	1:C:413:LYS:H	1.61	0.43
1:C:643:ASN:O	1:C:647:ALA:CB	2.66	0.43
1:D:45:LEU:O	1:D:46:SER:HB3	2.18	0.43
1:D:105:ASN:O	1:D:109:ILE:HG13	2.18	0.43
1:D:369:TYR:HA	1:D:370:PRO:HD3	1.75	0.43
1:D:409:THR:O	1:D:413:LYS:HG2	2.17	0.43
1:D:528:LYS:HE3	1:D:528:LYS:HB2	1.77	0.43
1:E:528:LYS:HD2	1:E:560:LEU:HD11	1.99	0.43
1:E:657:MET:O	1:E:661:LYS:CB	2.67	0.43
1:F:24:GLU:OE2	1:G:213:THR:HG22	2.18	0.43
1:F:165:MET:HG3	1:F:307:TRP:CD2	2.53	0.43
1:F:325:ASP:OD2	1:G:56:GLN:N	2.51	0.43
1:F:657:MET:O	1:F:661:LYS:CB	2.66	0.43
1:G:105:ASN:O	1:G:109:ILE:HG13	2.18	0.43
1:G:657:MET:O	1:G:661:LYS:CB	2.66	0.43
1:H:26:ARG:HG3	1:H:27:ARG:N	2.32	0.43
1:H:165:MET:HG3	1:H:307:TRP:CD2	2.52	0.43
1:I:115:VAL:HG23	1:I:116:ARG:N	2.32	0.43
1:J:105:ASN:O	1:J:109:ILE:HG13	2.18	0.43
1:J:643:ASN:O	1:J:647:ALA:CB	2.66	0.43
1:K:78:VAL:O	1:K:79:LEU:HD22	2.18	0.43
1:K:444:LEU:HD13	1:K:444:LEU:N	2.32	0.43
1:A:45:LEU:O	1:A:46:SER:HB3	2.18	0.43
1:A:105:ASN:O	1:A:109:ILE:HG13	2.18	0.43
1:B:45:LEU:O	1:B:46:SER:HB3	2.18	0.43
1:B:234:ILE:HG13	1:B:267:ALA:HB3	1.98	0.43
1:B:237:ASP:HA	1:B:238:PRO:HD2	1.83	0.43
1:B:301:VAL:HA	1:B:302:PRO:HD3	1.67	0.43
1:D:26:ARG:HE	1:D:26:ARG:CA	2.29	0.43
1:E:14:ARG:NE	1:E:14:ARG:CA	2.71	0.43

Continued on next page...

Continued from previous page...

Atom-1	Atom-2	Interatomic distance (Å)	Clash overlap (Å)
1:E:31:ASN:HD22	1:E:31:ASN:HA	1.65	0.43
1:E:425:VAL:O	1:E:426:ASN:C	2.55	0.43
1:E:634:ILE:O	1:E:638:LYS:N	2.42	0.43
1:F:105:ASN:O	1:F:109:ILE:HG13	2.18	0.43
1:F:138:THR:HG23	1:F:143:VAL:CG2	2.37	0.43
1:H:422:THR:HG23	1:H:423:GLU:N	2.33	0.43
1:I:78:VAL:O	1:I:79:LEU:HD22	2.18	0.43
1:I:158:TRP:HB3	1:I:173:CYS:N	2.33	0.43
1:I:165:MET:CE	1:I:435:VAL:HB	2.47	0.43
1:I:554:LEU:HD12	1:I:557:PHE:HD2	1.83	0.43
1:J:115:VAL:HG23	1:J:116:ARG:N	2.32	0.43
1:J:157:ILE:O	1:J:174:THR:HG23	2.18	0.43
1:J:444:LEU:HD13	1:J:444:LEU:N	2.32	0.43
1:L:422:THR:HG23	1:L:423:GLU:N	2.33	0.43
1:A:35:PHE:HE2	1:A:324:LYS:HZ3	1.65	0.43
1:C:78:VAL:O	1:C:79:LEU:HD22	2.18	0.43
1:D:384:LEU:HD22	1:D:384:LEU:H	1.84	0.43
1:D:571:TYR:CZ	1:D:575:GLN:CG	3.01	0.43
1:E:369:TYR:HA	1:E:370:PRO:HD3	1.75	0.43
1:E:418:LEU:HB2	1:E:428:GLY:O	2.19	0.43
1:E:571:TYR:CZ	1:E:575:GLN:CG	3.01	0.43
1:G:550:GLN:CD	1:G:550:GLN:H	2.21	0.43
1:H:422:THR:CG2	1:H:423:GLU:N	2.79	0.43
1:H:444:LEU:HD13	1:H:444:LEU:N	2.32	0.43
1:I:105:ASN:O	1:I:109:ILE:HG13	2.18	0.43
1:I:165:MET:HG3	1:I:307:TRP:CD2	2.52	0.43
1:I:411:ALA:CB	1:J:57:PHE:CD1	3.02	0.43
1:J:422:THR:HG23	1:J:423:GLU:N	2.33	0.43
1:L:255:ILE:O	1:L:256:ASP:C	2.57	0.43
1:A:108:LYS:NZ	1:L:434:THR:OG1	2.49	0.43
1:A:118:GLN:N	1:A:123:VAL:O	2.51	0.43
1:A:157:ILE:O	1:A:174:THR:HG23	2.18	0.43
1:B:59:VAL:O	1:B:62:PRO:CD	2.51	0.43
1:B:434:THR:HG23	1:B:435:VAL:N	2.33	0.43
1:D:157:ILE:O	1:D:174:THR:HG23	2.18	0.43
1:E:118:GLN:N	1:E:123:VAL:O	2.51	0.43
1:E:147:GLU:HA	1:E:148:PRO:HD3	1.83	0.43
1:E:434:THR:O	1:E:438:LEU:HD13	2.17	0.43
1:F:118:GLN:N	1:F:123:VAL:O	2.51	0.43
1:G:352:TRP:CG	1:H:376:ARG:HB2	2.53	0.43
1:G:384:LEU:HD22	1:G:384:LEU:H	1.84	0.43

Continued on next page...

Continued from previous page...

Atom-1	Atom-2	Interatomic distance (Å)	Clash overlap (Å)
1:H:234:ILE:HG13	1:H:267:ALA:HB3	1.99	0.43
1:I:35:PHE:HE2	1:I:324:LYS:HZ3	1.65	0.43
1:I:157:ILE:O	1:I:174:THR:HG23	2.18	0.43
1:I:657:MET:O	1:I:661:LYS:CB	2.66	0.43
1:K:15:PHE:HZ	1:K:283:CYS:SG	2.41	0.43
1:K:616:LEU:O	1:K:620:ALA:N	2.44	0.43
1:L:15:PHE:HZ	1:L:283:CYS:SG	2.41	0.43
1:L:434:THR:HG23	1:L:435:VAL:N	2.33	0.43
1:L:444:LEU:HD13	1:L:444:LEU:N	2.32	0.43
1:A:37:ARG:HA	1:A:37:ARG:HD2	1.70	0.43
1:A:550:GLN:H	1:A:550:GLN:CD	2.21	0.43
1:A:657:MET:O	1:A:661:LYS:CB	2.66	0.43
1:B:255:ILE:O	1:B:258:LEU:N	2.47	0.43
1:B:550:GLN:H	1:B:550:GLN:CD	2.21	0.43
1:C:241:GLY:O	1:C:242:GLU:C	2.55	0.43
1:C:264:ILE:HG12	1:C:265:LYS:N	2.34	0.43
1:C:418:LEU:HB2	1:C:428:GLY:O	2.19	0.43
1:D:264:ILE:HG12	1:D:265:LYS:N	2.34	0.43
1:D:418:LEU:HB2	1:D:428:GLY:O	2.19	0.43
1:D:543:PRO:C	1:D:545:GLY:H	2.22	0.43
1:D:550:GLN:H	1:D:550:GLN:CD	2.21	0.43
1:F:157:ILE:O	1:F:174:THR:HG23	2.18	0.43
1:F:418:LEU:HB2	1:F:428:GLY:O	2.19	0.43
1:G:255:ILE:O	1:G:256:ASP:C	2.57	0.43
1:G:422:THR:HG23	1:G:423:GLU:N	2.33	0.43
1:H:45:LEU:O	1:H:46:SER:HB3	2.18	0.43
1:H:311:GLU:O	1:H:312:ASP:CB	2.66	0.43
1:H:434:THR:HG23	1:H:435:VAL:N	2.33	0.43
1:I:264:ILE:HG12	1:I:265:LYS:N	2.34	0.43
1:I:273:ARG:HH21	1:I:513:ARG:HH22	1.67	0.43
1:J:236:GLN:HE21	1:J:265:LYS:HZ1	1.65	0.43
1:K:165:MET:HG3	1:K:307:TRP:CD2	2.53	0.43
1:K:542:THR:HA	1:K:543:PRO:HD3	1.89	0.43
1:L:45:LEU:O	1:L:46:SER:HB3	2.18	0.43
1:L:273:ARG:HH21	1:L:513:ARG:HH22	1.67	0.43
1:L:375:ASN:O	1:L:385:PRO:HG3	2.19	0.43
1:A:158:TRP:HB3	1:A:173:CYS:N	2.33	0.43
1:B:78:VAL:O	1:B:79:LEU:HD22	2.18	0.43
1:B:165:MET:HG3	1:B:307:TRP:CD2	2.53	0.43
1:B:434:THR:O	1:B:438:LEU:HD13	2.17	0.43
1:C:27:ARG:HG2	1:D:212:LEU:CD1	2.38	0.43

Continued on next page...

Continued from previous page...

Atom-1	Atom-2	Interatomic distance (Å)	Clash overlap (Å)
1:C:422:THR:CG2	1:C:423:GLU:N	2.79	0.43
1:D:255:ILE:O	1:D:256:ASP:C	2.57	0.43
1:D:456:ALA:O	1:D:457:MET:HG2	2.19	0.43
1:D:616:LEU:O	1:D:620:ALA:N	2.44	0.43
1:E:78:VAL:O	1:E:79:LEU:HD22	2.18	0.43
1:E:264:ILE:HG12	1:E:265:LYS:N	2.34	0.43
1:E:384:LEU:HD22	1:E:384:LEU:H	1.84	0.43
1:G:15:PHE:O	1:G:19:TRP:HB2	2.19	0.43
1:G:386:THR:HG21	1:G:389:LEU:HD21	2.01	0.43
1:H:82:PRO:HB2	1:H:83:LYS:H	1.63	0.43
1:H:554:LEU:HD12	1:H:557:PHE:HD2	1.83	0.43
1:H:657:MET:O	1:H:661:LYS:CB	2.66	0.43
1:I:384:LEU:HD22	1:I:384:LEU:H	1.84	0.43
1:J:571:TYR:CZ	1:J:575:GLN:CG	3.01	0.43
1:J:657:MET:O	1:J:661:LYS:CB	2.66	0.43
1:K:657:MET:O	1:K:661:LYS:CB	2.67	0.43
1:L:264:ILE:HG12	1:L:265:LYS:N	2.34	0.43
1:L:643:ASN:O	1:L:647:ALA:CB	2.66	0.43
1:A:57:PHE:CD1	1:L:411:ALA:HB2	2.54	0.43
1:A:456:ALA:O	1:A:457:MET:HG2	2.19	0.43
1:A:671:THR:O	1:A:672:VAL:C	2.57	0.43
1:B:273:ARG:HH21	1:B:513:ARG:HH22	1.67	0.43
1:B:543:PRO:C	1:B:545:GLY:H	2.22	0.43
1:B:671:THR:O	1:B:672:VAL:C	2.57	0.43
1:C:456:ALA:O	1:C:457:MET:HG2	2.19	0.43
1:D:671:THR:O	1:D:672:VAL:C	2.57	0.43
1:E:15:PHE:O	1:E:19:TRP:HB2	2.19	0.43
1:E:73:GLN:C	1:E:75:PRO:HD3	2.38	0.43
1:E:541:LYS:HE2	1:E:541:LYS:HB2	1.79	0.43
1:F:15:PHE:HE2	1:F:19:TRP:NE1	2.17	0.43
1:F:456:ALA:O	1:F:457:MET:HG2	2.19	0.43
1:F:543:PRO:C	1:F:545:GLY:H	2.22	0.43
1:G:616:LEU:O	1:G:620:ALA:N	2.44	0.43
1:G:643:ASN:O	1:G:647:ALA:CB	2.66	0.43
1:H:15:PHE:O	1:H:19:TRP:HB2	2.19	0.43
1:H:15:PHE:HZ	1:H:283:CYS:SG	2.41	0.43
1:H:26:ARG:HA	1:H:26:ARG:NE	2.32	0.43
1:H:118:GLN:N	1:H:123:VAL:O	2.51	0.43
1:H:157:ILE:O	1:H:174:THR:HG23	2.18	0.43
1:H:543:PRO:C	1:H:545:GLY:H	2.22	0.43
1:H:571:TYR:CZ	1:H:575:GLN:CG	3.01	0.43

Continued on next page...

Continued from previous page...

Atom-1	Atom-2	Interatomic distance (Å)	Clash overlap (Å)
1:J:236:GLN:N	1:J:265:LYS:HG2	2.32	0.43
1:J:264:ILE:HG12	1:J:265:LYS:N	2.34	0.43
1:J:561:ASP:CG	1:J:562:GLY:N	2.72	0.43
1:J:671:THR:O	1:J:672:VAL:C	2.57	0.43
1:K:88:PRO:C	1:L:561:ASP:HB2	2.39	0.43
1:K:643:ASN:O	1:K:647:ALA:CB	2.66	0.43
1:A:175:VAL:HG22	1:A:221:GLU:HB2	2.01	0.43
1:A:571:TYR:CZ	1:A:575:GLN:CG	3.01	0.43
1:B:255:ILE:O	1:B:256:ASP:C	2.57	0.43
1:B:375:ASN:O	1:B:385:PRO:HG3	2.19	0.43
1:B:418:LEU:HB2	1:B:428:GLY:O	2.19	0.43
1:B:429:GLN:H	1:B:429:GLN:CD	2.22	0.43
1:B:643:ASN:O	1:B:647:ALA:CB	2.66	0.43
1:D:15:PHE:HE2	1:D:19:TRP:NE1	2.17	0.43
1:D:78:VAL:O	1:D:79:LEU:HD22	2.18	0.43
1:D:175:VAL:HG22	1:D:221:GLU:HB2	2.01	0.43
1:D:199:PRO:HB3	1:D:282:THR:CG2	2.46	0.43
1:D:325:ASP:OD2	1:E:56:GLN:HG3	2.19	0.43
1:E:301:VAL:HA	1:E:302:PRO:HD3	1.67	0.43
1:E:456:ALA:O	1:E:457:MET:HG2	2.19	0.43
1:F:375:ASN:O	1:F:385:PRO:HG3	2.19	0.43
1:F:429:GLN:H	1:F:429:GLN:CD	2.22	0.43
1:G:82:PRO:HB2	1:G:83:LYS:H	1.63	0.43
1:G:418:LEU:HB2	1:G:428:GLY:O	2.19	0.43
1:G:429:GLN:H	1:G:429:GLN:CD	2.22	0.43
1:H:643:ASN:O	1:H:647:ALA:CB	2.66	0.43
1:J:309:PHE:HB2	1:K:150:HIS:ND1	2.34	0.43
1:J:456:ALA:O	1:J:457:MET:HG2	2.19	0.43
1:K:73:GLN:C	1:K:75:PRO:HD3	2.38	0.43
1:K:105:ASN:O	1:K:109:ILE:HG13	2.18	0.43
1:K:264:ILE:HG12	1:K:265:LYS:N	2.34	0.43
1:K:384:LEU:HD22	1:K:384:LEU:H	1.84	0.43
1:K:429:GLN:H	1:K:429:GLN:CD	2.22	0.43
1:K:561:ASP:CG	1:K:562:GLY:N	2.72	0.43
1:K:571:TYR:CZ	1:K:575:GLN:CG	3.01	0.43
1:B:264:ILE:HG12	1:B:265:LYS:N	2.34	0.43
1:C:255:ILE:O	1:C:256:ASP:C	2.57	0.43
1:C:375:ASN:O	1:C:385:PRO:HG3	2.19	0.43
1:D:15:PHE:O	1:D:19:TRP:HB2	2.19	0.43
1:D:73:GLN:C	1:D:75:PRO:HD3	2.38	0.43
1:D:643:ASN:O	1:D:647:ALA:CB	2.66	0.43

Continued on next page...

Continued from previous page...

Atom-1	Atom-2	Interatomic distance (Å)	Clash overlap (Å)
1:E:175:VAL:HG22	1:E:221:GLU:HB2	2.01	0.43
1:E:434:THR:HG21	1:F:72:ARG:CG	2.49	0.43
1:E:671:THR:O	1:E:672:VAL:C	2.57	0.43
1:F:73:GLN:C	1:F:75:PRO:HD3	2.38	0.43
1:F:310:VAL:HB	1:F:311:GLU:H	1.74	0.43
1:F:617:GLN:O	1:F:621:GLU:N	2.52	0.43
1:G:37:ARG:HD2	1:G:37:ARG:HA	1.70	0.43
1:G:199:PRO:HB3	1:G:282:THR:CG2	2.46	0.43
1:G:375:ASN:O	1:G:385:PRO:HG3	2.19	0.43
1:G:456:ALA:O	1:G:457:MET:HG2	2.19	0.43
1:H:158:TRP:HB3	1:H:173:CYS:N	2.33	0.43
1:H:175:VAL:HG22	1:H:221:GLU:HB2	2.01	0.43
1:H:273:ARG:HH21	1:H:513:ARG:HH22	1.67	0.43
1:H:456:ALA:O	1:H:457:MET:HG2	2.19	0.43
1:H:671:THR:O	1:H:672:VAL:C	2.57	0.43
1:I:543:PRO:C	1:I:545:GLY:H	2.22	0.43
1:J:15:PHE:HE2	1:J:19:TRP:NE1	2.17	0.43
1:J:273:ARG:HH21	1:J:513:ARG:HH22	1.67	0.43
1:K:273:ARG:HH21	1:K:513:ARG:HH22	1.67	0.43
1:K:456:ALA:O	1:K:457:MET:HG2	2.19	0.43
1:K:671:THR:O	1:K:672:VAL:C	2.57	0.43
1:A:92:ASP:HB3	1:B:561:ASP:OD2	2.19	0.43
1:B:15:PHE:HE2	1:B:19:TRP:NE1	2.17	0.43
1:B:175:VAL:HG22	1:B:221:GLU:HB2	2.01	0.43
1:B:561:ASP:CG	1:B:562:GLY:N	2.72	0.43
1:C:237:ASP:HA	1:C:238:PRO:HD2	1.83	0.43
1:C:429:GLN:H	1:C:429:GLN:CD	2.22	0.43
1:C:571:TYR:CZ	1:C:575:GLN:CG	3.01	0.43
1:D:348:LYS:HA	1:D:349:PRO:HD3	1.87	0.43
1:D:386:THR:HG21	1:D:389:LEU:HD21	2.01	0.43
1:D:657:MET:O	1:D:661:LYS:CB	2.66	0.43
1:E:255:ILE:O	1:E:256:ASP:C	2.57	0.43
1:E:326:GLY:O	1:E:329:LEU:HB2	2.19	0.43
1:F:158:TRP:HB3	1:F:173:CYS:N	2.33	0.43
1:F:175:VAL:HG22	1:F:221:GLU:HB2	2.01	0.43
1:F:199:PRO:HB3	1:F:282:THR:CG2	2.46	0.43
1:F:561:ASP:CG	1:F:562:GLY:N	2.72	0.43
1:G:273:ARG:HH21	1:G:513:ARG:HH22	1.67	0.43
1:G:326:GLY:O	1:G:329:LEU:HB2	2.19	0.43
1:H:255:ILE:O	1:H:256:ASP:C	2.57	0.43
1:H:418:LEU:HB2	1:H:428:GLY:O	2.19	0.43

Continued on next page...

Continued from previous page...

Atom-1	Atom-2	Interatomic distance (Å)	Clash overlap (Å)
1:H:616:LEU:O	1:H:620:ALA:N	2.44	0.43
1:I:175:VAL:HG22	1:I:221:GLU:HB2	2.01	0.43
1:I:400:ALA:CB	1:J:395:PRO:HB2	2.48	0.43
1:I:634:ILE:O	1:I:638:LYS:N	2.42	0.43
1:J:326:GLY:O	1:J:329:LEU:HB2	2.19	0.43
1:J:375:ASN:O	1:J:385:PRO:HG3	2.19	0.43
1:K:255:ILE:O	1:K:256:ASP:C	2.57	0.43
1:K:255:ILE:O	1:K:258:LEU:N	2.47	0.43
1:K:673:ALA:O	1:K:674:SER:C	2.54	0.43
1:L:73:GLN:C	1:L:75:PRO:HD3	2.38	0.43
1:L:384:LEU:HD22	1:L:384:LEU:H	1.84	0.43
1:A:273:ARG:HH21	1:A:513:ARG:HH22	1.67	0.42
1:A:418:LEU:HB2	1:A:428:GLY:O	2.19	0.42
1:A:429:GLN:H	1:A:429:GLN:CD	2.22	0.42
1:A:643:ASN:O	1:A:647:ALA:CB	2.66	0.42
1:B:157:ILE:O	1:B:174:THR:HG23	2.18	0.42
1:B:386:THR:HG21	1:B:389:LEU:HD21	2.01	0.42
1:B:456:ALA:O	1:B:457:MET:HG2	2.19	0.42
1:C:166:ASP:O	1:C:167:LYS:C	2.58	0.42
1:D:59:VAL:O	1:D:62:PRO:CD	2.51	0.42
1:D:165:MET:H	1:E:109:ILE:HD13	1.83	0.42
1:D:326:GLY:O	1:D:329:LEU:HB2	2.19	0.42
1:D:429:GLN:H	1:D:429:GLN:CD	2.22	0.42
1:E:95:MET:O	1:E:96:GLY:C	2.58	0.42
1:E:543:PRO:C	1:E:545:GLY:H	2.22	0.42
1:E:643:ASN:O	1:E:647:ALA:CB	2.66	0.42
1:F:84:ASP:OD1	1:G:526:SER:HB2	2.18	0.42
1:F:273:ARG:HH21	1:F:513:ARG:HH22	1.67	0.42
1:G:309:PHE:HB2	1:H:150:HIS:ND1	2.34	0.42
1:I:15:PHE:HE2	1:I:19:TRP:NE1	2.17	0.42
1:I:147:GLU:HA	1:I:148:PRO:HD3	1.83	0.42
1:I:166:ASP:O	1:I:167:LYS:C	2.58	0.42
1:I:375:ASN:O	1:I:385:PRO:HG3	2.19	0.42
1:I:571:TYR:CZ	1:I:575:GLN:CG	3.01	0.42
1:J:203:ASN:HA	1:J:204:PRO:HD3	1.74	0.42
1:K:118:GLN:HE21	1:K:118:GLN:HB2	1.66	0.42
1:K:543:PRO:C	1:K:545:GLY:H	2.22	0.42
1:L:657:MET:O	1:L:661:LYS:CB	2.67	0.42
1:A:15:PHE:O	1:A:19:TRP:HB2	2.19	0.42
1:A:326:GLY:O	1:A:329:LEU:HB2	2.19	0.42
1:B:571:TYR:CZ	1:B:575:GLN:CG	3.01	0.42

Continued on next page...

Continued from previous page...

Atom-1	Atom-2	Interatomic distance (Å)	Clash overlap (Å)
1:B:657:MET:O	1:B:661:LYS:CB	2.66	0.42
1:C:175:VAL:HG22	1:C:221:GLU:HB2	2.01	0.42
1:C:657:MET:O	1:C:661:LYS:CB	2.66	0.42
1:D:440:MET:O	1:D:443:ASP:HB3	2.20	0.42
1:D:559:LEU:HD23	1:D:559:LEU:HA	1.85	0.42
1:D:561:ASP:CG	1:D:562:GLY:N	2.72	0.42
1:D:596:ALA:O	1:D:599:ALA:HB3	2.20	0.42
1:E:273:ARG:HH21	1:E:513:ARG:HH22	1.67	0.42
1:E:344:THR:HA	1:E:345:PRO:HD3	1.90	0.42
1:F:237:ASP:HA	1:F:238:PRO:HD2	1.83	0.42
1:F:550:GLN:CD	1:F:550:GLN:H	2.21	0.42
1:H:264:ILE:HG12	1:H:265:LYS:N	2.34	0.42
1:H:326:GLY:O	1:H:329:LEU:HB2	2.19	0.42
1:H:375:ASN:O	1:H:385:PRO:HG3	2.19	0.42
1:I:326:GLY:O	1:I:329:LEU:HB2	2.19	0.42
1:I:386:THR:HG21	1:I:389:LEU:HD21	2.01	0.42
1:I:456:ALA:O	1:I:457:MET:HG2	2.19	0.42
1:K:157:ILE:O	1:K:174:THR:HG23	2.18	0.42
1:K:198:ILE:HA	1:K:199:PRO:HD3	1.74	0.42
1:K:326:GLY:O	1:K:329:LEU:HB2	2.19	0.42
1:K:440:MET:O	1:K:443:ASP:HB3	2.20	0.42
1:L:35:PHE:HE2	1:L:324:LYS:HZ3	1.64	0.42
1:L:418:LEU:HB2	1:L:428:GLY:O	2.19	0.42
1:A:57:PHE:CE1	1:L:411:ALA:CB	3.02	0.42
1:A:255:ILE:O	1:A:256:ASP:C	2.57	0.42
1:A:311:GLU:O	1:A:312:ASP:CB	2.66	0.42
1:A:384:LEU:HD22	1:A:384:LEU:H	1.84	0.42
1:A:386:THR:HG21	1:A:389:LEU:HD21	2.01	0.42
1:A:411:ALA:HB1	1:B:57:PHE:HD1	1.84	0.42
1:A:561:ASP:CG	1:A:562:GLY:N	2.72	0.42
1:A:617:GLN:O	1:A:621:GLU:N	2.52	0.42
1:B:326:GLY:O	1:B:329:LEU:HB2	2.19	0.42
1:B:440:MET:O	1:B:443:ASP:HB3	2.20	0.42
1:B:596:ALA:O	1:B:599:ALA:HB3	2.20	0.42
1:C:15:PHE:O	1:C:19:TRP:HB2	2.19	0.42
1:C:440:MET:O	1:C:443:ASP:HB3	2.20	0.42
1:C:617:GLN:O	1:C:621:GLU:N	2.52	0.42
1:D:166:ASP:O	1:D:167:LYS:C	2.58	0.42
1:D:375:ASN:O	1:D:385:PRO:HG3	2.19	0.42
1:E:15:PHE:HE2	1:E:19:TRP:NE1	2.17	0.42
1:E:218:GLN:HE21	1:E:218:GLN:HB2	1.64	0.42

Continued on next page...

Continued from previous page...

Atom-1	Atom-2	Interatomic distance (Å)	Clash overlap (Å)
1:E:429:GLN:H	1:E:429:GLN:CD	2.22	0.42
1:E:440:MET:O	1:E:443:ASP:HB3	2.20	0.42
1:F:264:ILE:HG12	1:F:265:LYS:N	2.34	0.42
1:G:236:GLN:HE21	1:G:265:LYS:HZ1	1.66	0.42
1:G:671:THR:O	1:G:672:VAL:C	2.57	0.42
1:H:440:MET:O	1:H:443:ASP:HB3	2.20	0.42
1:H:634:ILE:O	1:H:638:LYS:N	2.42	0.42
1:I:118:GLN:HE21	1:I:118:GLN:HB2	1.66	0.42
1:I:325:ASP:OD2	1:J:56:GLN:CB	2.61	0.42
1:J:15:PHE:O	1:J:19:TRP:HB2	2.19	0.42
1:J:255:ILE:O	1:J:256:ASP:C	2.57	0.42
1:J:301:VAL:HA	1:J:302:PRO:HD3	1.66	0.42
1:J:384:LEU:HD22	1:J:384:LEU:H	1.84	0.42
1:J:543:PRO:C	1:J:545:GLY:H	2.22	0.42
1:K:15:PHE:O	1:K:19:TRP:HB2	2.19	0.42
1:K:15:PHE:HE2	1:K:19:TRP:NE1	2.17	0.42
1:K:418:LEU:HB2	1:K:428:GLY:O	2.19	0.42
1:L:15:PHE:HE2	1:L:19:TRP:NE1	2.17	0.42
1:L:248:LYS:HZ1	1:L:513:ARG:HH12	1.66	0.42
1:L:456:ALA:O	1:L:457:MET:HG2	2.19	0.42
1:A:434:THR:HG23	1:A:435:VAL:N	2.33	0.42
1:C:95:MET:O	1:C:96:GLY:C	2.58	0.42
1:C:157:ILE:O	1:C:174:THR:HG23	2.18	0.42
1:C:550:GLN:H	1:C:550:GLN:CD	2.21	0.42
1:D:157:ILE:O	1:D:157:ILE:HG12	2.20	0.42
1:E:561:ASP:CG	1:E:562:GLY:N	2.72	0.42
1:F:15:PHE:O	1:F:19:TRP:HB2	2.19	0.42
1:F:95:MET:O	1:F:96:GLY:C	2.58	0.42
1:F:157:ILE:O	1:F:157:ILE:HG12	2.20	0.42
1:F:208:VAL:HB	1:F:209:PHE:H	1.75	0.42
1:F:596:ALA:O	1:F:599:ALA:HB3	2.19	0.42
1:G:95:MET:O	1:G:96:GLY:C	2.58	0.42
1:H:386:THR:HG21	1:H:389:LEU:HD21	2.01	0.42
1:I:255:ILE:O	1:I:256:ASP:C	2.57	0.42
1:I:352:TRP:CD1	1:J:374:LEU:O	2.70	0.42
1:I:418:LEU:HB2	1:I:428:GLY:O	2.19	0.42
1:I:438:LEU:HD11	1:J:108:LYS:HD2	2.02	0.42
1:J:175:VAL:HG22	1:J:221:GLU:HB2	2.01	0.42
1:J:418:LEU:HB2	1:J:428:GLY:O	2.19	0.42
1:J:586:THR:C	1:J:588:GLU:H	2.23	0.42
1:J:617:GLN:O	1:J:621:GLU:N	2.52	0.42

Continued on next page...

Continued from previous page...

Atom-1	Atom-2	Interatomic distance (Å)	Clash overlap (Å)
1:L:118:GLN:N	1:L:123:VAL:O	2.51	0.42
1:L:386:THR:HG21	1:L:389:LEU:HD21	2.01	0.42
1:L:543:PRO:C	1:L:545:GLY:H	2.22	0.42
1:A:208:VAL:HB	1:A:209:PHE:H	1.75	0.42
1:A:369:TYR:HA	1:A:370:PRO:HD3	1.75	0.42
1:A:543:PRO:C	1:A:545:GLY:H	2.22	0.42
1:C:255:ILE:O	1:C:258:LEU:N	2.47	0.42
1:D:45:LEU:O	1:D:46:SER:CB	2.68	0.42
1:D:617:GLN:O	1:D:621:GLU:N	2.52	0.42
1:E:45:LEU:O	1:E:46:SER:CB	2.68	0.42
1:E:202:GLN:HE21	1:E:202:GLN:HB2	1.69	0.42
1:F:348:LYS:HB2	1:G:372:TYR:CD2	2.54	0.42
1:J:122:GLY:O	1:J:305:GLY:N	2.47	0.42
1:J:345:PRO:HB3	1:K:372:TYR:OH	2.20	0.42
1:J:596:ALA:O	1:J:599:ALA:HB3	2.20	0.42
1:K:329:LEU:HD13	1:K:329:LEU:HA	1.92	0.42
1:K:386:THR:HG21	1:K:389:LEU:HD21	2.01	0.42
1:K:422:THR:HG23	1:K:423:GLU:N	2.33	0.42
1:A:24:GLU:OE2	1:B:213:THR:HG22	2.20	0.42
1:A:166:ASP:O	1:A:167:LYS:C	2.58	0.42
1:A:248:LYS:HE2	1:A:513:ARG:HH12	1.85	0.42
1:C:273:ARG:HH21	1:C:513:ARG:HH22	1.67	0.42
1:C:671:THR:O	1:C:672:VAL:C	2.57	0.42
1:E:157:ILE:O	1:E:174:THR:HG23	2.18	0.42
1:E:375:ASN:O	1:E:385:PRO:HG3	2.19	0.42
1:F:571:TYR:CZ	1:F:575:GLN:CG	3.01	0.42
1:H:95:MET:O	1:H:96:GLY:C	2.58	0.42
1:H:332:MET:O	1:H:333:ILE:C	2.58	0.42
1:J:332:MET:O	1:J:333:ILE:C	2.58	0.42
1:J:413:LYS:HG2	1:J:413:LYS:H	1.61	0.42
1:J:429:GLN:H	1:J:429:GLN:CD	2.22	0.42
1:J:440:MET:O	1:J:443:ASP:HB3	2.20	0.42
1:K:175:VAL:HG22	1:K:221:GLU:HB2	2.01	0.42
1:K:301:VAL:HA	1:K:302:PRO:HD3	1.67	0.42
1:K:375:ASN:O	1:K:385:PRO:HG3	2.19	0.42
1:K:596:ALA:O	1:K:599:ALA:HB3	2.20	0.42
1:L:175:VAL:HG22	1:L:221:GLU:HB2	2.01	0.42
1:L:237:ASP:HA	1:L:238:PRO:HD2	1.83	0.42
1:L:326:GLY:O	1:L:329:LEU:HB2	2.19	0.42
1:L:571:TYR:CZ	1:L:575:GLN:CG	3.01	0.42
1:B:95:MET:O	1:B:96:GLY:C	2.58	0.42

Continued on next page...

Continued from previous page...

Atom-1	Atom-2	Interatomic distance (Å)	Clash overlap (Å)
1:B:122:GLY:O	1:B:305:GLY:N	2.47	0.42
1:C:229:LYS:HA	1:C:271:ILE:O	2.20	0.42
1:C:386:THR:HG21	1:C:389:LEU:HD21	2.01	0.42
1:D:58:ASP:O	1:D:58:ASP:CG	2.58	0.42
1:E:157:ILE:O	1:E:157:ILE:HG12	2.20	0.42
1:G:15:PHE:HE2	1:G:19:TRP:NE1	2.17	0.42
1:G:264:ILE:HG12	1:G:265:LYS:N	2.34	0.42
1:G:332:MET:O	1:G:333:ILE:C	2.58	0.42
1:G:571:TYR:CZ	1:G:575:GLN:CG	3.01	0.42
1:H:229:LYS:HA	1:H:271:ILE:O	2.20	0.42
1:I:67:LEU:HG	1:I:67:LEU:H	1.68	0.42
1:J:157:ILE:O	1:J:157:ILE:HG12	2.20	0.42
1:J:191:TYR:HE1	1:J:278:LYS:HZ3	1.67	0.42
1:K:411:ALA:CB	1:L:57:PHE:CD1	3.02	0.42
1:L:440:MET:O	1:L:443:ASP:HB3	2.20	0.42
1:A:95:MET:O	1:A:96:GLY:C	2.58	0.42
1:A:157:ILE:O	1:A:157:ILE:HG12	2.20	0.42
1:A:229:LYS:HA	1:A:271:ILE:O	2.20	0.42
1:A:230:GLU:HG3	1:A:231:THR:H	1.84	0.42
1:A:264:ILE:HG12	1:A:265:LYS:N	2.34	0.42
1:A:440:MET:O	1:A:443:ASP:HB3	2.20	0.42
1:A:634:ILE:O	1:A:638:LYS:N	2.42	0.42
1:B:15:PHE:O	1:B:19:TRP:HB2	2.19	0.42
1:B:229:LYS:HA	1:B:271:ILE:O	2.20	0.42
1:C:326:GLY:O	1:C:329:LEU:HB2	2.19	0.42
1:C:561:ASP:CG	1:C:562:GLY:N	2.72	0.42
1:D:248:LYS:HE2	1:D:513:ARG:HH12	1.85	0.42
1:D:273:ARG:HH21	1:D:513:ARG:HH22	1.67	0.42
1:E:39:SER:O	1:E:41:TRP:N	2.50	0.42
1:E:207:TRP:O	1:E:208:VAL:C	2.58	0.42
1:E:550:GLN:H	1:E:550:GLN:CD	2.21	0.42
1:F:322:LEU:HD13	1:F:322:LEU:HA	1.77	0.42
1:F:332:MET:O	1:F:333:ILE:C	2.58	0.42
1:F:384:LEU:HD22	1:F:384:LEU:H	1.84	0.42
1:G:344:THR:HA	1:G:345:PRO:HD3	1.90	0.42
1:G:413:LYS:HE2	1:G:413:LYS:HB3	1.88	0.42
1:H:45:LEU:O	1:H:46:SER:CB	2.68	0.42
1:H:80:TYR:CZ	1:H:448:VAL:HG22	2.55	0.42
1:H:147:GLU:HA	1:H:148:PRO:HD3	1.83	0.42
1:H:561:ASP:CG	1:H:562:GLY:N	2.72	0.42
1:I:15:PHE:O	1:I:19:TRP:HB2	2.19	0.42

Continued on next page...

Continued from previous page...

Atom-1	Atom-2	Interatomic distance (Å)	Clash overlap (Å)
1:I:80:TYR:CZ	1:I:448:VAL:HG22	2.55	0.42
1:I:122:GLY:HA3	1:I:317:GLU:C	2.41	0.42
1:I:207:TRP:O	1:I:208:VAL:C	2.58	0.42
1:J:58:ASP:O	1:J:58:ASP:CG	2.58	0.42
1:J:236:GLN:HB2	1:J:265:LYS:CE	2.50	0.42
1:K:199:PRO:HB3	1:K:282:THR:CG2	2.46	0.42
1:L:362:MET:HE1	1:L:369:TYR:HB3	2.02	0.42
1:A:332:MET:O	1:A:333:ILE:C	2.58	0.42
1:A:375:ASN:O	1:A:385:PRO:HG3	2.19	0.42
1:A:596:ALA:O	1:A:599:ALA:HB3	2.20	0.42
1:B:45:LEU:O	1:B:46:SER:CB	2.68	0.42
1:B:80:TYR:CZ	1:B:448:VAL:HG22	2.55	0.42
1:B:147:GLU:HA	1:B:148:PRO:HD3	1.83	0.42
1:B:586:THR:C	1:B:588:GLU:H	2.23	0.42
1:C:80:TYR:CZ	1:C:448:VAL:HG22	2.55	0.42
1:C:458:ARG:HH21	1:C:500:ALA:CB	2.33	0.42
1:D:207:TRP:O	1:D:208:VAL:C	2.58	0.42
1:D:404:MET:HE1	1:E:334:MET:HA	2.02	0.42
1:D:586:THR:C	1:D:588:GLU:H	2.23	0.42
1:E:596:ALA:O	1:E:599:ALA:HB3	2.20	0.42
1:F:255:ILE:O	1:F:256:ASP:C	2.57	0.42
1:F:386:THR:HG21	1:F:389:LEU:HD21	2.01	0.42
1:G:448:VAL:HB	1:G:449:PHE:CD1	2.55	0.42
1:H:429:GLN:H	1:H:429:GLN:CD	2.22	0.42
1:I:236:GLN:HB2	1:I:265:LYS:CE	2.50	0.42
1:I:248:LYS:HE2	1:I:513:ARG:HH12	1.85	0.42
1:I:528:LYS:HE3	1:I:528:LYS:HB2	1.77	0.42
1:K:39:SER:O	1:K:41:TRP:N	2.50	0.42
1:K:229:LYS:HA	1:K:271:ILE:O	2.20	0.42
1:K:352:TRP:CE2	1:L:385:PRO:HG2	2.55	0.42
1:L:15:PHE:O	1:L:19:TRP:HB2	2.19	0.42
1:L:58:ASP:O	1:L:58:ASP:CG	2.58	0.42
1:L:429:GLN:H	1:L:429:GLN:CD	2.22	0.42
1:A:80:TYR:CZ	1:A:448:VAL:HG22	2.55	0.42
1:A:122:GLY:HA3	1:A:317:GLU:C	2.40	0.42
1:A:150:HIS:CE1	1:L:309:PHE:CD2	3.07	0.42
1:A:207:TRP:O	1:A:208:VAL:C	2.58	0.42
1:A:420:VAL:HA	1:A:428:GLY:HA3	2.02	0.42
1:B:207:TRP:O	1:B:208:VAL:C	2.58	0.42
1:B:236:GLN:HB2	1:B:265:LYS:CE	2.50	0.42
1:B:248:LYS:HB3	1:B:511:ARG:NH1	2.35	0.42

Continued on next page...

Continued from previous page...

Atom-1	Atom-2	Interatomic distance (Å)	Clash overlap (Å)
1:B:420:VAL:HA	1:B:428:GLY:HA3	2.02	0.42
1:C:322:LEU:HA	1:C:322:LEU:HD13	1.77	0.42
1:C:384:LEU:HD22	1:C:384:LEU:H	1.84	0.42
1:C:543:PRO:C	1:C:545:GLY:H	2.22	0.42
1:D:398:PRO:CB	1:E:395:PRO:HD2	2.45	0.42
1:E:122:GLY:HA3	1:E:317:GLU:C	2.40	0.42
1:E:329:LEU:O	1:E:330:ARG:C	2.59	0.42
1:E:586:THR:C	1:E:588:GLU:H	2.23	0.42
1:F:401:ASN:OD1	1:G:341:VAL:HG13	2.20	0.42
1:F:458:ARG:HH21	1:F:500:ALA:CB	2.33	0.42
1:G:440:MET:O	1:G:443:ASP:HB3	2.19	0.42
1:G:542:THR:HA	1:G:543:PRO:HD3	1.89	0.42
1:H:15:PHE:HE2	1:H:19:TRP:NE1	2.17	0.42
1:H:199:PRO:HB3	1:H:282:THR:CG2	2.47	0.42
1:H:458:ARG:HH21	1:H:500:ALA:CB	2.33	0.42
1:I:58:ASP:O	1:I:58:ASP:CG	2.58	0.42
1:I:329:LEU:O	1:I:330:ARG:C	2.59	0.42
1:I:448:VAL:HB	1:I:449:PHE:CD1	2.55	0.42
1:I:561:ASP:CG	1:I:562:GLY:N	2.72	0.42
1:K:248:LYS:HE2	1:K:513:ARG:HH12	1.85	0.42
1:L:37:ARG:HA	1:L:37:ARG:HD2	1.70	0.42
1:L:199:PRO:HB3	1:L:282:THR:CG2	2.47	0.42
1:L:458:ARG:HH21	1:L:500:ALA:CB	2.33	0.42
1:L:671:THR:O	1:L:672:VAL:C	2.57	0.42
1:A:203:ASN:HA	1:A:204:PRO:HD3	1.74	0.41
1:A:586:THR:C	1:A:588:GLU:H	2.23	0.41
1:A:616:LEU:O	1:A:620:ALA:N	2.44	0.41
1:B:118:GLN:O	1:B:122:GLY:HA2	2.20	0.41
1:B:458:ARG:HH21	1:B:500:ALA:CB	2.33	0.41
1:C:99:ARG:HH12	1:C:530:GLN:HE21	1.68	0.41
1:C:332:MET:O	1:C:333:ILE:C	2.58	0.41
1:D:362:MET:HE1	1:D:369:TYR:HB3	2.02	0.41
1:D:448:VAL:HB	1:D:449:PHE:CD1	2.55	0.41
1:E:179:MET:SD	1:E:184:TRP:CA	3.08	0.41
1:E:458:ARG:HH21	1:E:500:ALA:CB	2.33	0.41
1:F:80:TYR:CZ	1:F:448:VAL:HG22	2.55	0.41
1:F:440:MET:O	1:F:443:ASP:HB3	2.20	0.41
1:F:616:LEU:O	1:F:620:ALA:N	2.44	0.41
1:F:671:THR:O	1:F:672:VAL:C	2.57	0.41
1:G:160:SER:HG	1:G:172:HIS:CG	2.38	0.41
1:G:164:LEU:HB2	1:H:109:ILE:HG21	2.01	0.41

Continued on next page...

Continued from previous page...

Atom-1	Atom-2	Interatomic distance (Å)	Clash overlap (Å)
1:G:175:VAL:HG22	1:G:221:GLU:HB2	2.01	0.41
1:H:401:ASN:OD1	1:I:341:VAL:HG13	2.20	0.41
1:I:332:MET:O	1:I:333:ILE:C	2.58	0.41
1:J:45:LEU:O	1:J:46:SER:CB	2.68	0.41
1:J:438:LEU:HD11	1:K:108:LYS:CE	2.50	0.41
1:K:45:LEU:O	1:K:46:SER:CB	2.68	0.41
1:K:95:MET:O	1:K:96:GLY:C	2.58	0.41
1:K:99:ARG:HH12	1:K:530:GLN:HE21	1.68	0.41
1:K:448:VAL:HB	1:K:449:PHE:CD1	2.55	0.41
1:L:179:MET:SD	1:L:184:TRP:CA	3.08	0.41
1:L:230:GLU:HG3	1:L:231:THR:H	1.84	0.41
1:L:348:LYS:HA	1:L:349:PRO:HD3	1.87	0.41
1:A:552:LEU:HD13	1:A:556:TYR:HE2	1.86	0.41
1:B:58:ASP:O	1:B:58:ASP:CG	2.58	0.41
1:B:230:GLU:HG3	1:B:231:THR:H	1.84	0.41
1:C:179:MET:SD	1:C:184:TRP:CA	3.08	0.41
1:C:236:GLN:HB2	1:C:265:LYS:CE	2.50	0.41
1:D:118:GLN:O	1:D:122:GLY:HA2	2.20	0.41
1:D:332:MET:O	1:D:333:ILE:C	2.58	0.41
1:D:434:THR:HA	1:D:437:GLN:NE2	2.36	0.41
1:E:58:ASP:O	1:E:58:ASP:CG	2.58	0.41
1:F:118:GLN:O	1:F:122:GLY:HA2	2.20	0.41
1:F:207:TRP:O	1:F:208:VAL:C	2.58	0.41
1:F:434:THR:HA	1:F:437:GLN:NE2	2.36	0.41
1:G:561:ASP:CG	1:G:562:GLY:N	2.72	0.41
1:H:27:ARG:CZ	1:I:211:TRP:CB	2.96	0.41
1:H:207:TRP:O	1:H:208:VAL:C	2.58	0.41
1:H:248:LYS:HE2	1:H:513:ARG:HH12	1.85	0.41
1:I:45:LEU:O	1:I:46:SER:CB	2.68	0.41
1:I:350:PHE:HA	1:J:372:TYR:O	2.21	0.41
1:I:429:GLN:H	1:I:429:GLN:CD	2.22	0.41
1:I:440:MET:O	1:I:443:ASP:HB3	2.20	0.41
1:I:596:ALA:O	1:I:599:ALA:HB3	2.20	0.41
1:J:35:PHE:HE2	1:J:324:LYS:HZ3	1.66	0.41
1:J:166:ASP:O	1:J:167:LYS:C	2.58	0.41
1:J:248:LYS:HB3	1:J:511:ARG:NH1	2.35	0.41
1:J:248:LYS:HE2	1:J:513:ARG:HH12	1.85	0.41
1:J:387:GLN:H	1:J:387:GLN:HG2	1.60	0.41
1:K:89:ASP:CA	1:L:561:ASP:HB2	2.49	0.41
1:K:179:MET:SD	1:K:184:TRP:CA	3.08	0.41
1:K:218:GLN:HE21	1:K:218:GLN:HB2	1.64	0.41

Continued on next page...

Continued from previous page...

Atom-1	Atom-2	Interatomic distance (Å)	Clash overlap (Å)
1:K:230:GLU:HG3	1:K:231:THR:H	1.84	0.41
1:K:332:MET:O	1:K:333:ILE:C	2.58	0.41
1:K:434:THR:HA	1:K:437:GLN:NE2	2.36	0.41
1:L:122:GLY:HA3	1:L:317:GLU:C	2.41	0.41
1:L:561:ASP:CG	1:L:562:GLY:N	2.72	0.41
1:A:15:PHE:HE2	1:A:19:TRP:NE1	2.17	0.41
1:A:41:TRP:CZ3	1:A:44:TRP:O	2.74	0.41
1:A:179:MET:SD	1:A:184:TRP:CA	3.08	0.41
1:A:272:LYS:HD3	1:B:132:TYR:O	2.20	0.41
1:B:332:MET:O	1:B:333:ILE:C	2.58	0.41
1:B:552:LEU:HD13	1:B:556:TYR:HE2	1.86	0.41
1:C:329:LEU:O	1:C:330:ARG:C	2.59	0.41
1:C:586:THR:C	1:C:588:GLU:H	2.23	0.41
1:D:179:MET:SD	1:D:184:TRP:CA	3.08	0.41
1:D:312:ASP:OD2	1:E:178:SER:CB	2.68	0.41
1:D:441:ARG:HH21	1:E:525:GLN:HE22	1.66	0.41
1:D:458:ARG:HH21	1:D:500:ALA:CB	2.33	0.41
1:E:263:PHE:O	1:E:264:ILE:C	2.59	0.41
1:E:434:THR:HA	1:E:437:GLN:NE2	2.36	0.41
1:F:58:ASP:O	1:F:58:ASP:CG	2.58	0.41
1:F:122:GLY:HA3	1:F:317:GLU:C	2.41	0.41
1:G:80:TYR:CZ	1:G:448:VAL:HG22	2.55	0.41
1:G:157:ILE:O	1:G:174:THR:HG23	2.18	0.41
1:G:236:GLN:HB2	1:G:265:LYS:CE	2.50	0.41
1:G:263:PHE:O	1:G:264:ILE:C	2.59	0.41
1:H:198:ILE:HA	1:H:199:PRO:HD3	1.74	0.41
1:H:203:ASN:HA	1:H:204:PRO:HD3	1.74	0.41
1:H:248:LYS:HB3	1:H:511:ARG:NH1	2.35	0.41
1:H:387:GLN:H	1:H:387:GLN:HG2	1.60	0.41
1:H:438:LEU:HD11	1:I:108:LYS:HD2	2.02	0.41
1:H:448:VAL:HB	1:H:449:PHE:CD1	2.55	0.41
1:I:671:THR:O	1:I:672:VAL:C	2.57	0.41
1:J:448:VAL:HB	1:J:449:PHE:CD1	2.55	0.41
1:J:458:ARG:HH21	1:J:500:ALA:CB	2.33	0.41
1:J:552:LEU:HD13	1:J:556:TYR:HE2	1.85	0.41
1:K:58:ASP:O	1:K:58:ASP:CG	2.58	0.41
1:K:118:GLN:O	1:K:122:GLY:HA2	2.21	0.41
1:K:207:TRP:O	1:K:208:VAL:C	2.58	0.41
1:K:528:LYS:HB2	1:K:528:LYS:HE3	1.77	0.41
1:L:41:TRP:CZ3	1:L:44:TRP:O	2.74	0.41
1:L:80:TYR:CZ	1:L:448:VAL:HG22	2.55	0.41

Continued on next page...

Continued from previous page...

Atom-1	Atom-2	Interatomic distance (Å)	Clash overlap (Å)
1:L:99:ARG:HH12	1:L:530:GLN:HE21	1.68	0.41
1:A:67:LEU:HG	1:A:67:LEU:H	1.68	0.41
1:A:99:ARG:HH12	1:A:530:GLN:HE21	1.68	0.41
1:A:248:LYS:HB3	1:A:511:ARG:NH1	2.35	0.41
1:A:448:VAL:HB	1:A:449:PHE:CD1	2.55	0.41
1:B:122:GLY:HA3	1:B:317:GLU:C	2.40	0.41
1:B:384:LEU:HD22	1:B:384:LEU:H	1.84	0.41
1:B:413:LYS:HE2	1:B:413:LYS:HB3	1.88	0.41
1:B:448:VAL:HB	1:B:449:PHE:CD1	2.55	0.41
1:C:15:PHE:HE2	1:C:19:TRP:NE1	2.17	0.41
1:C:350:PHE:CE1	1:D:372:TYR:HB2	2.55	0.41
1:D:122:GLY:HA3	1:D:317:GLU:C	2.41	0.41
1:D:463:ILE:HA	1:D:496:VAL:O	2.21	0.41
1:E:41:TRP:CZ3	1:E:44:TRP:O	2.74	0.41
1:E:118:GLN:O	1:E:122:GLY:HA2	2.21	0.41
1:E:400:ALA:HB2	1:F:395:PRO:HB2	2.01	0.41
1:E:420:VAL:HA	1:E:428:GLY:HA3	2.02	0.41
1:E:552:LEU:HD13	1:E:556:TYR:HE2	1.85	0.41
1:F:229:LYS:HA	1:F:271:ILE:O	2.20	0.41
1:G:277:TYR:CE1	1:G:292:LEU:HD12	2.56	0.41
1:G:390:ALA:HB3	1:H:387:GLN:OE1	2.20	0.41
1:H:118:GLN:O	1:H:122:GLY:HA2	2.20	0.41
1:H:236:GLN:HB2	1:H:265:LYS:CE	2.50	0.41
1:H:277:TYR:CE1	1:H:292:LEU:HD12	2.56	0.41
1:H:384:LEU:HD22	1:H:384:LEU:H	1.84	0.41
1:H:554:LEU:HD22	1:I:567:MET:CE	2.50	0.41
1:I:99:ARG:HH12	1:I:530:GLN:HE21	1.68	0.41
1:I:263:PHE:O	1:I:264:ILE:C	2.59	0.41
1:J:207:TRP:O	1:J:208:VAL:C	2.58	0.41
1:J:386:THR:HG21	1:J:389:LEU:HD21	2.01	0.41
1:K:80:TYR:CZ	1:K:448:VAL:HG22	2.55	0.41
1:L:248:LYS:HE2	1:L:513:ARG:HH12	1.85	0.41
1:A:48:TYR:CZ	1:A:210:PRO:HG2	2.56	0.41
1:B:277:TYR:CE1	1:B:292:LEU:HD12	2.56	0.41
1:B:310:VAL:HB	1:B:311:GLU:H	1.74	0.41
1:B:434:THR:HA	1:B:437:GLN:NE2	2.36	0.41
1:B:463:ILE:HA	1:B:496:VAL:O	2.21	0.41
1:C:48:TYR:CZ	1:C:210:PRO:HG2	2.56	0.41
1:C:139:SER:HB3	1:C:455:THR:HG23	2.03	0.41
1:C:463:ILE:HA	1:C:496:VAL:O	2.21	0.41
1:D:41:TRP:CZ3	1:D:44:TRP:O	2.74	0.41

Continued on next page...

Continued from previous page...

Atom-1	Atom-2	Interatomic distance (Å)	Clash overlap (Å)
1:D:95:MET:O	1:D:96:GLY:C	2.58	0.41
1:D:329:LEU:O	1:D:330:ARG:C	2.58	0.41
1:E:138:THR:HG23	1:E:143:VAL:CG2	2.37	0.41
1:E:554:LEU:HD21	1:F:564:GLY:CA	2.33	0.41
1:F:586:THR:C	1:F:588:GLU:H	2.23	0.41
1:G:41:TRP:CZ3	1:G:44:TRP:O	2.74	0.41
1:G:122:GLY:HA3	1:G:317:GLU:C	2.41	0.41
1:G:166:ASP:O	1:G:167:LYS:C	2.58	0.41
1:G:179:MET:SD	1:G:184:TRP:CA	3.08	0.41
1:G:413:LYS:HG2	1:G:413:LYS:H	1.61	0.41
1:H:41:TRP:CZ3	1:H:44:TRP:O	2.74	0.41
1:H:58:ASP:O	1:H:58:ASP:CG	2.58	0.41
1:H:118:GLN:HE21	1:H:118:GLN:HB2	1.66	0.41
1:H:166:ASP:OD1	1:H:168:SER:CB	2.68	0.41
1:I:95:MET:O	1:I:96:GLY:C	2.58	0.41
1:I:277:TYR:CE1	1:I:292:LEU:HD12	2.56	0.41
1:I:422:THR:HG22	1:I:425:VAL:CG2	2.51	0.41
1:I:463:ILE:HA	1:I:496:VAL:O	2.21	0.41
1:J:48:TYR:CZ	1:J:210:PRO:HG2	2.56	0.41
1:J:147:GLU:HA	1:J:148:PRO:HD3	1.83	0.41
1:J:208:VAL:HB	1:J:209:PHE:H	1.75	0.41
1:J:541:LYS:HE2	1:J:541:LYS:HB2	1.79	0.41
1:K:41:TRP:CZ3	1:K:44:TRP:O	2.74	0.41
1:K:586:THR:C	1:K:588:GLU:H	2.23	0.41
1:L:229:LYS:HA	1:L:271:ILE:O	2.20	0.41
1:L:332:MET:O	1:L:333:ILE:C	2.58	0.41
1:L:596:ALA:O	1:L:599:ALA:HB3	2.20	0.41
1:L:617:GLN:O	1:L:621:GLU:N	2.52	0.41
1:A:337:ASN:HB2	1:L:404:MET:CE	2.50	0.41
1:A:723:THR:CB	1:B:725:GLN:O	2.68	0.41
1:B:48:TYR:CZ	1:B:210:PRO:HG2	2.56	0.41
1:B:157:ILE:O	1:B:157:ILE:HG12	2.20	0.41
1:B:166:ASP:O	1:B:167:LYS:C	2.58	0.41
1:B:208:VAL:HB	1:B:211:TRP:CZ2	2.56	0.41
1:B:248:LYS:HE2	1:B:513:ARG:HH12	1.85	0.41
1:B:322:LEU:HA	1:B:322:LEU:HD13	1.77	0.41
1:B:546:THR:O	1:B:547:PRO:C	2.59	0.41
1:C:45:LEU:O	1:C:46:SER:CB	2.68	0.41
1:D:99:ARG:HH12	1:D:530:GLN:HE21	1.68	0.41
1:D:236:GLN:HB3	1:D:265:LYS:HZ3	1.81	0.41
1:E:138:THR:HG1	1:E:143:VAL:HA	1.85	0.41

Continued on next page...

Continued from previous page...

Atom-1	Atom-2	Interatomic distance (Å)	Clash overlap (Å)
1:E:229:LYS:HA	1:E:271:ILE:O	2.20	0.41
1:E:332:MET:O	1:E:333:ILE:C	2.58	0.41
1:E:362:MET:HE1	1:E:369:TYR:HB3	2.03	0.41
1:E:386:THR:HG21	1:E:389:LEU:HD21	2.01	0.41
1:E:554:LEU:HD22	1:F:567:MET:CE	2.50	0.41
1:F:45:LEU:O	1:F:46:SER:CB	2.68	0.41
1:F:179:MET:SD	1:F:184:TRP:CA	3.08	0.41
1:F:203:ASN:HA	1:F:204:PRO:HD3	1.74	0.41
1:F:326:GLY:O	1:F:329:LEU:HB2	2.19	0.41
1:F:420:VAL:HA	1:F:428:GLY:HA3	2.02	0.41
1:G:207:TRP:O	1:G:208:VAL:C	2.58	0.41
1:G:208:VAL:HB	1:G:211:TRP:CZ2	2.56	0.41
1:G:225:VAL:HG21	1:G:298:ILE:HD11	2.03	0.41
1:G:248:LYS:HB3	1:G:511:ARG:NH1	2.36	0.41
1:G:248:LYS:HE2	1:G:513:ARG:HH12	1.85	0.41
1:G:329:LEU:O	1:G:330:ARG:C	2.59	0.41
1:G:543:PRO:C	1:G:545:GLY:H	2.22	0.41
1:H:99:ARG:HH12	1:H:530:GLN:HE21	1.68	0.41
1:H:122:GLY:HA3	1:H:317:GLU:C	2.40	0.41
1:H:126:TRP:CD1	1:H:126:TRP:C	2.94	0.41
1:H:463:ILE:HA	1:H:496:VAL:O	2.21	0.41
1:H:557:PHE:CE2	1:I:563:LYS:HD3	2.55	0.41
1:I:166:ASP:OD1	1:I:168:SER:CB	2.68	0.41
1:I:225:VAL:HG21	1:I:298:ILE:HD11	2.03	0.41
1:I:552:LEU:HD13	1:I:556:TYR:HE2	1.86	0.41
1:I:616:LEU:O	1:I:620:ALA:N	2.44	0.41
1:J:122:GLY:HA3	1:J:317:GLU:C	2.40	0.41
1:K:126:TRP:CD1	1:K:126:TRP:C	2.94	0.41
1:L:48:TYR:CZ	1:L:210:PRO:HG2	2.56	0.41
1:L:95:MET:O	1:L:96:GLY:C	2.58	0.41
1:L:157:ILE:O	1:L:157:ILE:HG12	2.20	0.41
1:L:207:TRP:O	1:L:208:VAL:C	2.58	0.41
1:L:248:LYS:HB3	1:L:511:ARG:NH1	2.35	0.41
1:L:422:THR:HG22	1:L:425:VAL:CG2	2.51	0.41
1:A:463:ILE:HA	1:A:496:VAL:O	2.21	0.41
1:B:139:SER:HB3	1:B:455:THR:HG23	2.03	0.41
1:B:179:MET:SD	1:B:184:TRP:CA	3.08	0.41
1:B:263:PHE:O	1:B:264:ILE:C	2.59	0.41
1:B:329:LEU:O	1:B:330:ARG:C	2.59	0.41
1:C:448:VAL:HB	1:C:449:PHE:CD1	2.55	0.41
1:C:596:ALA:O	1:C:599:ALA:HB3	2.20	0.41

Continued on next page...

Continued from previous page...

Atom-1	Atom-2	Interatomic distance (Å)	Clash overlap (Å)
1:D:48:TYR:CZ	1:D:210:PRO:HG2	2.56	0.41
1:E:166:ASP:O	1:E:167:LYS:C	2.58	0.41
1:E:208:VAL:HB	1:E:211:TRP:CZ2	2.56	0.41
1:E:248:LYS:H	1:E:248:LYS:CD	2.29	0.41
1:G:208:VAL:HB	1:G:209:PHE:H	1.75	0.41
1:G:528:LYS:HE3	1:G:528:LYS:HB2	1.77	0.41
1:H:166:ASP:O	1:H:167:LYS:C	2.58	0.41
1:I:41:TRP:CZ3	1:I:44:TRP:O	2.74	0.41
1:I:208:VAL:HB	1:I:211:TRP:CZ2	2.56	0.41
1:J:65:ARG:O	1:J:69:SER:HB2	2.21	0.41
1:J:80:TYR:CZ	1:J:448:VAL:HG22	2.55	0.41
1:J:179:MET:SD	1:J:184:TRP:CA	3.08	0.41
1:K:277:TYR:CE1	1:K:292:LEU:HD12	2.56	0.41
1:L:208:VAL:HB	1:L:209:PHE:H	1.75	0.41
1:L:208:VAL:HB	1:L:211:TRP:CZ2	2.56	0.41
1:L:295:GLY:HA2	1:L:453:LEU:CD2	2.51	0.41
1:L:586:THR:C	1:L:588:GLU:H	2.23	0.41
1:A:352:TRP:CG	1:B:376:ARG:HB2	2.55	0.41
1:A:362:MET:HE1	1:A:369:TYR:HB3	2.03	0.41
1:B:528:LYS:HE3	1:B:528:LYS:HB2	1.77	0.41
1:B:541:LYS:HB2	1:B:541:LYS:HE2	1.79	0.41
1:C:41:TRP:CZ3	1:C:44:TRP:O	2.74	0.41
1:C:248:LYS:HE2	1:C:513:ARG:HH12	1.85	0.41
1:C:420:VAL:HA	1:C:428:GLY:HA3	2.02	0.41
1:C:423:GLU:O	1:C:424:ALA:HB3	2.21	0.41
1:D:37:ARG:HA	1:D:37:ARG:HD2	1.70	0.41
1:D:80:TYR:CZ	1:D:448:VAL:HG22	2.55	0.41
1:D:208:VAL:HB	1:D:209:PHE:H	1.75	0.41
1:D:248:LYS:HB3	1:D:511:ARG:NH1	2.35	0.41
1:D:295:GLY:HA2	1:D:453:LEU:CD2	2.51	0.41
1:D:301:VAL:HA	1:D:302:PRO:HD3	1.67	0.41
1:D:420:VAL:HA	1:D:428:GLY:HA3	2.02	0.41
1:E:80:TYR:CZ	1:E:448:VAL:HG22	2.55	0.41
1:E:99:ARG:HH12	1:E:530:GLN:HE21	1.68	0.41
1:E:236:GLN:HB2	1:E:265:LYS:CE	2.50	0.41
1:E:448:VAL:HB	1:E:449:PHE:CD1	2.55	0.41
1:F:37:ARG:NH2	1:F:41:TRP:CZ3	2.89	0.41
1:F:248:LYS:HB3	1:F:511:ARG:NH1	2.35	0.41
1:G:157:ILE:O	1:G:157:ILE:HG12	2.20	0.41
1:G:231:THR:O	1:G:249:ARG:CB	2.69	0.41
1:G:362:MET:HE1	1:G:369:TYR:HB3	2.03	0.41

Continued on next page...

Continued from previous page...

Atom-1	Atom-2	Interatomic distance (Å)	Clash overlap (Å)
1:G:521:GLY:O	1:G:522:PRO:C	2.59	0.41
1:H:420:VAL:HA	1:H:428:GLY:HA3	2.02	0.41
1:I:248:LYS:HB3	1:I:511:ARG:NH1	2.36	0.41
1:I:438:LEU:HD11	1:J:108:LYS:CE	2.51	0.41
1:I:559:LEU:HD23	1:I:559:LEU:HA	1.85	0.41
1:J:420:VAL:HA	1:J:428:GLY:HA3	2.02	0.41
1:J:528:LYS:HE3	1:J:528:LYS:HB2	1.77	0.41
1:J:554:LEU:HD21	1:K:564:GLY:CA	2.36	0.41
1:K:295:GLY:HA2	1:K:453:LEU:CD2	2.51	0.41
1:K:335:SER:O	1:K:338:ALA:HB3	2.21	0.41
1:L:45:LEU:O	1:L:46:SER:CB	2.68	0.41
1:L:118:GLN:O	1:L:122:GLY:HA2	2.21	0.41
1:L:420:VAL:HA	1:L:428:GLY:HA3	2.02	0.41
1:L:552:LEU:HD13	1:L:556:TYR:HE2	1.85	0.41
1:A:27:ARG:CG	1:B:212:LEU:HD13	2.42	0.41
1:A:236:GLN:HB2	1:A:265:LYS:CE	2.50	0.41
1:A:237:ASP:HA	1:A:238:PRO:HD2	1.83	0.41
1:A:263:PHE:O	1:A:264:ILE:C	2.59	0.41
1:A:521:GLY:O	1:A:522:PRO:C	2.59	0.41
1:B:41:TRP:CZ3	1:B:44:TRP:O	2.74	0.41
1:B:45:LEU:N	1:B:45:LEU:CD2	2.83	0.41
1:B:126:TRP:CD1	1:B:126:TRP:C	2.94	0.41
1:B:209:PHE:CE2	1:B:214:GLN:HG2	2.56	0.41
1:B:225:VAL:HG21	1:B:298:ILE:HD11	2.03	0.41
1:B:231:THR:O	1:B:249:ARG:CB	2.69	0.41
1:B:335:SER:O	1:B:338:ALA:HB3	2.21	0.41
1:C:35:PHE:O	1:C:37:ARG:N	2.54	0.41
1:C:65:ARG:O	1:C:69:SER:HB2	2.21	0.41
1:C:118:GLN:HE21	1:C:118:GLN:HB2	1.66	0.41
1:C:122:GLY:HA3	1:C:317:GLU:C	2.40	0.41
1:C:157:ILE:O	1:C:157:ILE:HG12	2.20	0.41
1:C:199:PRO:HB3	1:C:282:THR:CG2	2.46	0.41
1:C:263:PHE:O	1:C:264:ILE:C	2.59	0.41
1:C:263:PHE:O	1:C:264:ILE:O	2.39	0.41
1:C:325:ASP:OD2	1:D:56:GLN:HB2	2.20	0.41
1:C:346:LYS:HG3	1:D:367:ASP:OD1	2.21	0.41
1:C:434:THR:HA	1:C:437:GLN:NE2	2.36	0.41
1:C:528:LYS:HE3	1:C:528:LYS:HB2	1.77	0.41
1:D:35:PHE:O	1:D:37:ARG:N	2.54	0.41
1:D:45:LEU:N	1:D:45:LEU:CD2	2.83	0.41
1:D:198:ILE:HA	1:D:199:PRO:HD3	1.74	0.41

Continued on next page...

Continued from previous page...

Atom-1	Atom-2	Interatomic distance (Å)	Clash overlap (Å)
1:D:231:THR:O	1:D:249:ARG:CB	2.69	0.41
1:D:231:THR:O	1:D:249:ARG:HB3	2.21	0.41
1:D:236:GLN:HB2	1:D:265:LYS:CE	2.50	0.41
1:D:248:LYS:HZ1	1:D:513:ARG:HH12	1.67	0.41
1:D:263:PHE:O	1:D:264:ILE:O	2.39	0.41
1:D:350:PHE:HB3	1:E:374:LEU:HD12	2.02	0.41
1:D:390:ALA:HB2	1:E:387:GLN:HB2	1.95	0.41
1:D:521:GLY:O	1:D:522:PRO:C	2.59	0.41
1:E:246:TYR:CD2	1:E:510:ILE:HG12	2.56	0.41
1:E:248:LYS:HB3	1:E:511:ARG:NH1	2.35	0.41
1:E:248:LYS:HE2	1:E:513:ARG:HH12	1.85	0.41
1:E:322:LEU:HD13	1:E:322:LEU:HA	1.77	0.41
1:E:348:LYS:HB3	1:F:371:TYR:HA	2.03	0.41
1:E:423:GLU:O	1:E:424:ALA:HB3	2.21	0.41
1:E:521:GLY:O	1:E:522:PRO:C	2.59	0.41
1:F:31:ASN:HD22	1:F:31:ASN:HA	1.65	0.41
1:F:41:TRP:CZ3	1:F:44:TRP:O	2.74	0.41
1:F:65:ARG:O	1:F:69:SER:HB2	2.21	0.41
1:F:231:THR:O	1:F:249:ARG:HB3	2.21	0.41
1:F:236:GLN:HB2	1:F:265:LYS:CE	2.50	0.41
1:F:329:LEU:O	1:F:330:ARG:C	2.59	0.41
1:F:344:THR:HA	1:F:345:PRO:HD3	1.90	0.41
1:F:546:THR:O	1:F:547:PRO:C	2.59	0.41
1:G:45:LEU:O	1:G:46:SER:CB	2.68	0.41
1:G:60:VAL:O	1:G:61:ARG:C	2.59	0.41
1:G:118:GLN:O	1:G:122:GLY:HA2	2.21	0.41
1:G:139:SER:HB3	1:G:455:THR:HG23	2.03	0.41
1:G:229:LYS:HA	1:G:271:ILE:O	2.20	0.41
1:G:311:GLU:O	1:G:312:ASP:CB	2.66	0.41
1:G:463:ILE:HA	1:G:496:VAL:O	2.21	0.41
1:G:546:THR:O	1:G:547:PRO:C	2.59	0.41
1:G:552:LEU:CD1	1:G:556:TYR:HE2	2.34	0.41
1:H:175:VAL:O	1:H:220:ALA:HB1	2.21	0.41
1:H:208:VAL:HB	1:H:211:TRP:CZ2	2.56	0.41
1:H:596:ALA:O	1:H:599:ALA:HB3	2.20	0.41
1:I:65:ARG:O	1:I:69:SER:HB2	2.21	0.41
1:I:175:VAL:O	1:I:220:ALA:HB1	2.21	0.41
1:I:179:MET:SD	1:I:184:TRP:CA	3.08	0.41
1:I:208:VAL:HB	1:I:209:PHE:H	1.75	0.41
1:I:231:THR:O	1:I:249:ARG:CB	2.69	0.41
1:I:413:LYS:HE2	1:I:413:LYS:HB3	1.88	0.41

Continued on next page...

Continued from previous page...

Atom-1	Atom-2	Interatomic distance (Å)	Clash overlap (Å)
1:J:45:LEU:N	1:J:45:LEU:CD2	2.83	0.41
1:J:60:VAL:O	1:J:61:ARG:C	2.59	0.41
1:J:99:ARG:HH12	1:J:530:GLN:HE21	1.68	0.41
1:J:126:TRP:CD1	1:J:126:TRP:C	2.94	0.41
1:J:175:VAL:O	1:J:220:ALA:HB1	2.21	0.41
1:J:208:VAL:HB	1:J:211:TRP:CZ2	2.56	0.41
1:J:404:MET:CE	1:K:337:ASN:HB2	2.51	0.41
1:J:546:THR:O	1:J:547:PRO:C	2.59	0.41
1:K:35:PHE:O	1:K:37:ARG:N	2.54	0.41
1:K:48:TYR:CZ	1:K:210:PRO:HG2	2.56	0.41
1:K:122:GLY:O	1:K:305:GLY:N	2.47	0.41
1:K:157:ILE:O	1:K:157:ILE:HG12	2.20	0.41
1:K:248:LYS:HB3	1:K:511:ARG:NH1	2.35	0.41
1:K:309:PHE:HB2	1:L:150:HIS:ND1	2.34	0.41
1:L:45:LEU:N	1:L:45:LEU:CD2	2.83	0.41
1:L:139:SER:HB3	1:L:455:THR:HG23	2.03	0.41
1:L:175:VAL:O	1:L:220:ALA:HB1	2.21	0.41
1:L:231:THR:O	1:L:249:ARG:CB	2.69	0.41
1:L:335:SER:O	1:L:338:ALA:HB3	2.21	0.41
1:L:423:GLU:O	1:L:424:ALA:HB3	2.21	0.41
1:L:463:ILE:HA	1:L:496:VAL:O	2.21	0.41
1:A:35:PHE:O	1:A:37:ARG:N	2.54	0.41
1:A:45:LEU:N	1:A:45:LEU:CD2	2.83	0.41
1:A:45:LEU:O	1:A:46:SER:CB	2.68	0.41
1:A:118:GLN:O	1:A:122:GLY:HA2	2.20	0.41
1:A:408:ALA:O	1:A:412:VAL:HG23	2.21	0.41
1:A:573:ASN:O	1:A:574:LYS:C	2.60	0.41
1:B:550:GLN:O	1:B:551:LEU:C	2.60	0.41
1:B:590:GLN:O	1:B:591:GLN:C	2.60	0.41
1:C:83:LYS:HE3	1:C:517:TYR:HB3	2.03	0.41
1:C:209:PHE:CE2	1:C:214:GLN:HG2	2.56	0.41
1:C:225:VAL:HG21	1:C:298:ILE:HD11	2.03	0.41
1:C:238:PRO:HG2	1:C:239:VAL:HG23	2.03	0.41
1:C:350:PHE:CE1	1:D:372:TYR:HB3	2.56	0.41
1:C:422:THR:HG22	1:C:425:VAL:CG2	2.51	0.41
1:C:521:GLY:O	1:C:522:PRO:C	2.59	0.41
1:D:175:VAL:O	1:D:220:ALA:HB1	2.21	0.41
1:D:229:LYS:HA	1:D:271:ILE:O	2.20	0.41
1:D:277:TYR:CE1	1:D:292:LEU:HD12	2.56	0.41
1:E:65:ARG:O	1:E:69:SER:HB2	2.21	0.41
1:E:83:LYS:HE3	1:E:517:TYR:HB3	2.03	0.41

Continued on next page...

Continued from previous page...

Atom-1	Atom-2	Interatomic distance (Å)	Clash overlap (Å)
1:E:277:TYR:CE1	1:E:292:LEU:HD12	2.56	0.41
1:F:35:PHE:O	1:F:37:ARG:N	2.54	0.41
1:F:246:TYR:CD2	1:F:510:ILE:HG12	2.56	0.41
1:F:263:PHE:O	1:F:264:ILE:O	2.39	0.41
1:F:463:ILE:HA	1:F:496:VAL:O	2.21	0.41
1:G:8:LEU:HD23	1:G:8:LEU:HA	1.98	0.41
1:G:88:PRO:C	1:H:561:ASP:HB2	2.41	0.41
1:G:89:ASP:N	1:H:561:ASP:HB2	2.35	0.41
1:G:111:VAL:O	1:G:114:ALA:HB3	2.21	0.41
1:G:350:PHE:HE1	1:H:363:TYR:HE1	1.68	0.41
1:G:423:GLU:O	1:G:424:ALA:HB3	2.21	0.41
1:G:596:ALA:O	1:G:599:ALA:HB3	2.20	0.41
1:H:264:ILE:O	1:H:265:LYS:CD	2.68	0.41
1:H:521:GLY:O	1:H:522:PRO:C	2.60	0.41
1:H:542:THR:HA	1:H:543:PRO:HD3	1.89	0.41
1:H:642:GLN:O	1:H:646:ASN:CB	2.69	0.41
1:I:157:ILE:O	1:I:157:ILE:HG12	2.20	0.41
1:I:263:PHE:O	1:I:264:ILE:O	2.39	0.41
1:J:209:PHE:CE2	1:J:214:GLN:HG2	2.56	0.41
1:J:329:LEU:O	1:J:330:ARG:C	2.58	0.41
1:J:552:LEU:CD1	1:J:556:TYR:HE2	2.34	0.41
1:J:590:GLN:O	1:J:591:GLN:C	2.60	0.41
1:K:165:MET:HE3	1:K:435:VAL:HB	2.03	0.41
1:K:166:ASP:O	1:K:167:LYS:C	2.58	0.41
1:K:231:THR:O	1:K:249:ARG:CB	2.69	0.41
1:K:236:GLN:HB2	1:K:265:LYS:CE	2.50	0.41
1:K:329:LEU:O	1:K:330:ARG:C	2.59	0.41
1:K:521:GLY:O	1:K:522:PRO:C	2.59	0.41
1:L:122:GLY:O	1:L:305:GLY:N	2.47	0.41
1:L:231:THR:O	1:L:249:ARG:HB3	2.21	0.41
1:L:236:GLN:HB2	1:L:265:LYS:CE	2.50	0.41
1:L:329:LEU:O	1:L:330:ARG:C	2.59	0.41
1:L:448:VAL:HB	1:L:449:PHE:CD1	2.55	0.41
1:L:521:GLY:O	1:L:522:PRO:C	2.59	0.41
1:A:66:LYS:HZ3	1:A:420:VAL:HG11	1.85	0.40
1:A:166:ASP:OD1	1:A:168:SER:CB	2.68	0.40
1:A:434:THR:HA	1:A:437:GLN:NE2	2.36	0.40
1:B:408:ALA:O	1:B:412:VAL:HG23	2.22	0.40
1:C:58:ASP:O	1:C:58:ASP:CG	2.58	0.40
1:C:166:ASP:OD1	1:C:168:SER:CB	2.68	0.40
1:C:231:THR:O	1:C:249:ARG:HB3	2.21	0.40

Continued on next page...

Continued from previous page...

Atom-1	Atom-2	Interatomic distance (Å)	Clash overlap (Å)
1:C:248:LYS:HB3	1:C:511:ARG:NH1	2.35	0.40
1:D:225:VAL:HG21	1:D:298:ILE:HD11	2.03	0.40
1:E:67:LEU:HG	1:E:67:LEU:H	1.68	0.40
1:E:126:TRP:CD1	1:E:126:TRP:C	2.94	0.40
1:E:209:PHE:CE2	1:E:214:GLN:HG2	2.56	0.40
1:E:231:THR:O	1:E:249:ARG:CB	2.69	0.40
1:E:408:ALA:O	1:E:412:VAL:HG23	2.21	0.40
1:E:411:ALA:CB	1:F:57:PHE:CD1	3.05	0.40
1:F:225:VAL:HG21	1:F:298:ILE:HD11	2.03	0.40
1:F:231:THR:O	1:F:249:ARG:CB	2.69	0.40
1:F:423:GLU:O	1:F:424:ALA:HB3	2.21	0.40
1:G:209:PHE:CE2	1:G:214:GLN:HG2	2.56	0.40
1:G:263:PHE:O	1:G:264:ILE:O	2.39	0.40
1:G:348:LYS:HB3	1:H:371:TYR:HA	2.03	0.40
1:G:420:VAL:HA	1:G:428:GLY:HA3	2.02	0.40
1:G:458:ARG:HH21	1:G:500:ALA:CB	2.33	0.40
1:H:179:MET:SD	1:H:184:TRP:CA	3.08	0.40
1:H:322:LEU:HA	1:H:322:LEU:HD13	1.77	0.40
1:H:437:GLN:HA	1:H:440:MET:HB2	2.04	0.40
1:H:617:GLN:O	1:H:621:GLU:N	2.52	0.40
1:I:126:TRP:CD1	1:I:126:TRP:C	2.94	0.40
1:I:229:LYS:HA	1:I:271:ILE:O	2.20	0.40
1:J:37:ARG:NH2	1:J:41:TRP:CZ3	2.89	0.40
1:J:139:SER:HB3	1:J:455:THR:HG23	2.02	0.40
1:J:158:TRP:HB3	1:J:173:CYS:H	1.87	0.40
1:J:225:VAL:HG21	1:J:298:ILE:HD11	2.03	0.40
1:J:277:TYR:CE1	1:J:292:LEU:HD12	2.56	0.40
1:J:463:ILE:HA	1:J:496:VAL:O	2.21	0.40
1:K:37:ARG:NH2	1:K:41:TRP:CZ3	2.89	0.40
1:K:45:LEU:N	1:K:45:LEU:CD2	2.83	0.40
1:K:175:VAL:O	1:K:220:ALA:HB1	2.21	0.40
1:K:208:VAL:HB	1:K:211:TRP:CZ2	2.56	0.40
1:K:225:VAL:HG21	1:K:298:ILE:HD11	2.03	0.40
1:K:263:PHE:O	1:K:264:ILE:C	2.59	0.40
1:K:420:VAL:HA	1:K:428:GLY:HA3	2.02	0.40
1:K:463:ILE:HA	1:K:496:VAL:O	2.21	0.40
1:K:552:LEU:HD13	1:K:556:TYR:HE2	1.86	0.40
1:L:550:GLN:O	1:L:551:LEU:C	2.60	0.40
1:A:139:SER:HB3	1:A:455:THR:HG23	2.03	0.40
1:A:295:GLY:HA2	1:A:453:LEU:CD2	2.51	0.40
1:A:423:GLU:O	1:A:424:ALA:HB3	2.21	0.40

Continued on next page...

Continued from previous page...

Atom-1	Atom-2	Interatomic distance (Å)	Clash overlap (Å)
1:B:175:VAL:O	1:B:220:ALA:HB1	2.21	0.40
1:B:329:LEU:HD13	1:B:329:LEU:HA	1.92	0.40
1:C:171:ARG:HH21	1:D:182:ASN:HD22	1.68	0.40
1:C:231:THR:O	1:C:249:ARG:CB	2.69	0.40
1:C:277:TYR:CE1	1:C:292:LEU:HD12	2.56	0.40
1:C:437:GLN:HA	1:C:440:MET:HB2	2.04	0.40
1:D:15:PHE:CE1	1:D:283:CYS:HA	2.57	0.40
1:D:83:LYS:HE3	1:D:517:TYR:HB3	2.04	0.40
1:D:246:TYR:CD2	1:D:510:ILE:HG12	2.56	0.40
1:D:335:SER:O	1:D:338:ALA:HB3	2.21	0.40
1:D:370:PRO:HB2	1:D:371:TYR:CE1	2.57	0.40
1:D:590:GLN:O	1:D:591:GLN:C	2.60	0.40
1:D:642:GLN:O	1:D:646:ASN:CB	2.70	0.40
1:E:310:VAL:HB	1:E:311:GLU:H	1.75	0.40
1:E:552:LEU:CD1	1:E:556:TYR:HE2	2.34	0.40
1:E:554:LEU:HD22	1:F:567:MET:HE2	2.02	0.40
1:F:83:LYS:HE3	1:F:517:TYR:HB3	2.04	0.40
1:F:126:TRP:CD1	1:F:126:TRP:C	2.94	0.40
1:F:166:ASP:O	1:F:167:LYS:C	2.58	0.40
1:F:248:LYS:CG	1:F:511:ARG:NH1	2.83	0.40
1:F:277:TYR:CE1	1:F:292:LEU:HD12	2.56	0.40
1:F:335:SER:O	1:F:338:ALA:HB3	2.21	0.40
1:G:15:PHE:CE1	1:G:283:CYS:HA	2.57	0.40
1:G:37:ARG:NH2	1:G:41:TRP:CZ3	2.89	0.40
1:G:230:GLU:HG3	1:G:231:THR:H	1.84	0.40
1:G:231:THR:O	1:G:249:ARG:HB3	2.21	0.40
1:G:617:GLN:O	1:G:621:GLU:N	2.52	0.40
1:H:31:ASN:HB3	1:H:35:PHE:CZ	2.57	0.40
1:H:37:ARG:NH2	1:H:41:TRP:CZ3	2.89	0.40
1:H:48:TYR:CZ	1:H:210:PRO:HG2	2.56	0.40
1:I:246:TYR:CD2	1:I:510:ILE:HG12	2.56	0.40
1:I:295:GLY:HA2	1:I:453:LEU:CD2	2.51	0.40
1:I:408:ALA:O	1:I:412:VAL:HG23	2.21	0.40
1:I:423:GLU:O	1:I:424:ALA:HB3	2.21	0.40
1:I:521:GLY:O	1:I:522:PRO:C	2.59	0.40
1:I:552:LEU:CD1	1:I:556:TYR:HE2	2.34	0.40
1:I:573:ASN:O	1:I:574:LYS:C	2.60	0.40
1:J:31:ASN:HB3	1:J:35:PHE:CZ	2.57	0.40
1:J:83:LYS:HE3	1:J:517:TYR:HB3	2.03	0.40
1:J:229:LYS:HA	1:J:271:ILE:O	2.20	0.40
1:J:238:PRO:HG2	1:J:239:VAL:HG23	2.04	0.40

Continued on next page...

Continued from previous page...

Atom-1	Atom-2	Interatomic distance (Å)	Clash overlap (Å)
1:J:246:TYR:CD2	1:J:510:ILE:HG12	2.56	0.40
1:J:335:SER:O	1:J:338:ALA:HB3	2.21	0.40
1:J:437:GLN:HA	1:J:440:MET:HB2	2.04	0.40
1:K:546:THR:O	1:K:547:PRO:C	2.59	0.40
1:L:126:TRP:CD1	1:L:126:TRP:C	2.94	0.40
1:L:165:MET:HE3	1:L:435:VAL:HB	2.03	0.40
1:L:246:TYR:CD2	1:L:510:ILE:HG12	2.56	0.40
1:L:434:THR:HA	1:L:437:GLN:NE2	2.36	0.40
1:A:65:ARG:O	1:A:69:SER:HB2	2.21	0.40
1:A:171:ARG:HH21	1:B:182:ASN:HD22	1.69	0.40
1:A:329:LEU:O	1:A:330:ARG:C	2.59	0.40
1:B:35:PHE:O	1:B:37:ARG:N	2.54	0.40
1:B:60:VAL:O	1:B:61:ARG:C	2.60	0.40
1:B:111:VAL:O	1:B:114:ALA:HB3	2.21	0.40
1:B:263:PHE:O	1:B:264:ILE:O	2.39	0.40
1:B:352:TRP:CD1	1:C:374:LEU:O	2.73	0.40
1:C:15:PHE:CE1	1:C:283:CYS:HA	2.57	0.40
1:C:27:ARG:CZ	1:D:211:TRP:CB	2.93	0.40
1:C:118:GLN:O	1:C:122:GLY:HA2	2.21	0.40
1:C:208:VAL:HB	1:C:211:TRP:CZ2	2.56	0.40
1:D:65:ARG:O	1:D:69:SER:HB2	2.21	0.40
1:D:126:TRP:CD1	1:D:126:TRP:C	2.94	0.40
1:D:328:ARG:HA	1:D:331:ASN:ND2	2.36	0.40
1:D:546:THR:O	1:D:547:PRO:C	2.59	0.40
1:E:60:VAL:O	1:E:61:ARG:C	2.59	0.40
1:E:295:GLY:HA2	1:E:453:LEU:CD2	2.51	0.40
1:E:573:ASN:O	1:E:574:LYS:C	2.60	0.40
1:F:171:ARG:HH21	1:G:182:ASN:ND2	2.19	0.40
1:F:209:PHE:CE2	1:F:214:GLN:HG2	2.56	0.40
1:F:248:LYS:HE2	1:F:513:ARG:HH12	1.85	0.40
1:F:370:PRO:HB2	1:F:371:TYR:CE1	2.57	0.40
1:F:448:VAL:HB	1:F:449:PHE:CD1	2.55	0.40
1:G:35:PHE:O	1:G:37:ARG:N	2.54	0.40
1:G:48:TYR:CZ	1:G:210:PRO:HG2	2.56	0.40
1:G:175:VAL:O	1:G:220:ALA:HB1	2.21	0.40
1:G:408:ALA:O	1:G:412:VAL:HG23	2.21	0.40
1:G:590:GLN:O	1:G:591:GLN:C	2.60	0.40
1:H:248:LYS:CE	1:H:513:ARG:HH12	2.35	0.40
1:H:295:GLY:HA2	1:H:453:LEU:CD2	2.51	0.40
1:H:348:LYS:HA	1:H:349:PRO:HD3	1.87	0.40
1:H:404:MET:SD	1:I:337:ASN:CB	3.09	0.40

Continued on next page...

Continued from previous page...

Atom-1	Atom-2	Interatomic distance (Å)	Clash overlap (Å)
1:H:408:ALA:O	1:H:412:VAL:HG23	2.22	0.40
1:H:423:GLU:O	1:H:424:ALA:HB3	2.21	0.40
1:H:434:THR:HA	1:H:437:GLN:NE2	2.36	0.40
1:H:552:LEU:HD13	1:H:556:TYR:HE2	1.86	0.40
1:I:35:PHE:O	1:I:37:ARG:N	2.54	0.40
1:I:231:THR:O	1:I:249:ARG:HB3	2.21	0.40
1:I:458:ARG:HH21	1:I:500:ALA:CB	2.33	0.40
1:J:118:GLN:O	1:J:122:GLY:HA2	2.21	0.40
1:J:422:THR:HG22	1:J:425:VAL:CG2	2.51	0.40
1:J:434:THR:HA	1:J:437:GLN:NE2	2.36	0.40
1:J:554:LEU:HD22	1:K:567:MET:HE2	2.03	0.40
1:K:122:GLY:HA3	1:K:317:GLU:C	2.41	0.40
1:K:147:GLU:HA	1:K:148:PRO:HD3	1.83	0.40
1:K:209:PHE:CE2	1:K:214:GLN:HG2	2.56	0.40
1:K:370:PRO:HB2	1:K:371:TYR:CE1	2.57	0.40
1:L:158:TRP:HB3	1:L:173:CYS:H	1.87	0.40
1:L:186:ASP:O	1:L:190:LYS:HG2	2.22	0.40
1:A:37:ARG:NH2	1:A:41:TRP:CZ3	2.89	0.40
1:A:175:VAL:O	1:A:220:ALA:HB1	2.21	0.40
1:A:209:PHE:CE2	1:A:214:GLN:HG2	2.56	0.40
1:A:263:PHE:O	1:A:264:ILE:O	2.39	0.40
1:A:546:THR:O	1:A:547:PRO:C	2.59	0.40
1:A:552:LEU:CD1	1:A:556:TYR:HE2	2.34	0.40
1:A:642:GLN:O	1:A:646:ASN:CB	2.69	0.40
1:A:722:GLU:O	1:A:723:THR:C	2.60	0.40
1:B:370:PRO:HB2	1:B:371:TYR:CE1	2.57	0.40
1:C:186:ASP:O	1:C:190:LYS:HG2	2.22	0.40
1:C:408:ALA:O	1:C:412:VAL:HG23	2.21	0.40
1:D:37:ARG:NH2	1:D:41:TRP:CZ3	2.89	0.40
1:D:82:PRO:HB2	1:D:83:LYS:H	1.63	0.40
1:D:158:TRP:HB3	1:D:173:CYS:H	1.87	0.40
1:D:541:LYS:HB2	1:D:541:LYS:HE2	1.79	0.40
1:D:550:GLN:O	1:D:551:LEU:C	2.60	0.40
1:E:48:TYR:CZ	1:E:210:PRO:HG2	2.56	0.40
1:E:413:LYS:HE2	1:E:413:LYS:HB3	1.88	0.40
1:F:208:VAL:HB	1:F:211:TRP:CZ2	2.56	0.40
1:F:404:MET:SD	1:G:337:ASN:CB	3.09	0.40
1:F:552:LEU:HD13	1:F:556:TYR:HE2	1.86	0.40
1:G:335:SER:O	1:G:338:ALA:HB3	2.21	0.40
1:G:434:THR:HA	1:G:437:GLN:NE2	2.36	0.40
1:G:552:LEU:HD13	1:G:556:TYR:HE2	1.86	0.40

Continued on next page...

Continued from previous page...

Atom-1	Atom-2	Interatomic distance (Å)	Clash overlap (Å)
1:G:573:ASN:O	1:G:574:LYS:C	2.60	0.40
1:H:92:ASP:N	1:H:92:ASP:OD2	2.55	0.40
1:H:335:SER:O	1:H:338:ALA:HB3	2.21	0.40
1:H:546:THR:O	1:H:547:PRO:C	2.59	0.40
1:I:158:TRP:HB3	1:I:173:CYS:H	1.87	0.40
1:I:209:PHE:CE2	1:I:214:GLN:HG2	2.56	0.40
1:I:370:PRO:HB2	1:I:371:TYR:CE1	2.57	0.40
1:I:420:VAL:HA	1:I:428:GLY:HA3	2.02	0.40
1:I:434:THR:HA	1:I:437:GLN:NE2	2.36	0.40
1:J:15:PHE:CE1	1:J:283:CYS:HA	2.57	0.40
1:J:41:TRP:CZ3	1:J:44:TRP:O	2.74	0.40
1:J:350:PHE:HZ	1:J:392:TYR:HD2	1.70	0.40
1:L:35:PHE:O	1:L:37:ARG:N	2.54	0.40
1:L:37:ARG:NH2	1:L:41:TRP:CZ3	2.89	0.40
1:L:66:LYS:HZ3	1:L:420:VAL:CG1	2.35	0.40
1:L:166:ASP:OD1	1:L:168:SER:CB	2.68	0.40
1:A:208:VAL:HB	1:A:211:TRP:CZ2	2.56	0.40
1:A:231:THR:O	1:A:249:ARG:CB	2.69	0.40
1:B:295:GLY:HA2	1:B:453:LEU:CD2	2.51	0.40
1:B:422:THR:HG22	1:B:425:VAL:CG2	2.51	0.40
1:B:423:GLU:O	1:B:424:ALA:HB3	2.21	0.40
1:B:552:LEU:CD1	1:B:556:TYR:HE2	2.34	0.40
1:C:126:TRP:CD1	1:C:126:TRP:C	2.94	0.40
1:D:92:ASP:N	1:D:92:ASP:OD2	2.55	0.40
1:D:248:LYS:CG	1:D:511:ARG:NH1	2.83	0.40
1:D:408:ALA:O	1:D:412:VAL:HG23	2.21	0.40
1:E:92:ASP:OD2	1:E:92:ASP:N	2.55	0.40
1:E:230:GLU:HG3	1:E:231:THR:H	1.84	0.40
1:E:550:GLN:O	1:E:551:LEU:C	2.60	0.40
1:F:48:TYR:CZ	1:F:210:PRO:HG2	2.56	0.40
1:F:78:VAL:CG2	1:F:444:LEU:HD21	2.52	0.40
1:G:65:ARG:O	1:G:69:SER:HB2	2.21	0.40
1:G:99:ARG:HH12	1:G:530:GLN:HE21	1.68	0.40
1:G:390:ALA:HB1	1:H:387:GLN:HB2	2.04	0.40
1:G:422:THR:HG22	1:G:425:VAL:CG2	2.51	0.40
1:G:429:GLN:N	1:G:429:GLN:OE1	2.55	0.40
1:G:437:GLN:HA	1:G:440:MET:HB2	2.04	0.40
1:H:231:THR:O	1:H:249:ARG:CB	2.69	0.40
1:H:552:LEU:CD1	1:H:556:TYR:HE2	2.34	0.40
1:I:31:ASN:HB3	1:I:35:PHE:CZ	2.57	0.40
1:I:48:TYR:CZ	1:I:210:PRO:HG2	2.56	0.40

Continued on next page...

Continued from previous page...

Atom-1	Atom-2	Interatomic distance (Å)	Clash overlap (Å)
1:I:238:PRO:HG2	1:I:239:VAL:HG23	2.04	0.40
1:I:335:SER:O	1:I:338:ALA:HB3	2.21	0.40
1:I:369:TYR:HA	1:I:370:PRO:HD3	1.75	0.40
1:I:429:GLN:N	1:I:429:GLN:OE1	2.55	0.40
1:I:586:THR:C	1:I:588:GLU:H	2.23	0.40
1:J:186:ASP:O	1:J:190:LYS:HG2	2.22	0.40
1:J:231:THR:O	1:J:249:ARG:CB	2.69	0.40
1:J:231:THR:O	1:J:249:ARG:HB3	2.21	0.40
1:J:642:GLN:O	1:J:646:ASN:CB	2.70	0.40
1:K:31:ASN:HB3	1:K:35:PHE:CZ	2.57	0.40
1:K:186:ASP:O	1:K:190:LYS:HG2	2.22	0.40
1:K:422:THR:HG22	1:K:425:VAL:CG2	2.51	0.40
1:L:248:LYS:CE	1:L:513:ARG:HH12	2.35	0.40
1:L:263:PHE:O	1:L:264:ILE:C	2.59	0.40
1:L:263:PHE:O	1:L:264:ILE:O	2.39	0.40
1:L:437:GLN:HA	1:L:440:MET:HB2	2.04	0.40

All (12) symmetry-related close contacts are listed below. The label for Atom-2 includes the symmetry operator and encoded unit-cell translations to be applied.

Atom-1	Atom-2	Interatomic distance (Å)	Clash overlap (Å)
1:H:49:THR:O	1:J:684:ARG:O[8_554]	1.56	0.64
1:A:49:THR:O	1:E:684:ARG:O[3_555]	1.86	0.34
1:A:48:TYR:O	1:E:687:ALA:CB[3_555]	1.89	0.31
1:H:49:THR:OG1	1:J:687:ALA:CB[8_554]	1.93	0.27
1:A:49:THR:CB	1:E:687:ALA:CB[3_555]	1.94	0.26
1:A:48:TYR:C	1:E:687:ALA:CB[3_555]	2.00	0.20
1:A:209:PHE:CD2	1:F:691:LEU:CB[3_555]	2.02	0.18
1:A:49:THR:CG2	1:E:683:ALA:O[3_555]	2.09	0.11
1:A:48:TYR:O	1:E:687:ALA:C[3_555]	2.13	0.07
1:A:49:THR:OG1	1:E:687:ALA:CB[3_555]	2.14	0.06
1:A:51:LEU:CD2	1:E:681:GLU:O[3_555]	2.16	0.04
1:H:48:TYR:O	1:J:688:GLU:N[8_554]	2.18	0.02

5.3 Torsion angles (i)

5.3.1 Protein backbone (i)

In the following table, the Percentiles column shows the percent Ramachandran outliers of the chain as a percentile score with respect to all X-ray entries followed by that with respect to entries

of similar resolution.

The Analysed column shows the number of residues for which the backbone conformation was analysed, and the total number of residues.

Mol	Chain	Analysed	Favoured	Allowed	Outliers	Percentiles
1	A	688/725 (95%)	507 (74%)	122 (18%)	59 (9%)	1 11
1	B	688/725 (95%)	507 (74%)	122 (18%)	59 (9%)	1 11
1	C	688/725 (95%)	508 (74%)	121 (18%)	59 (9%)	1 11
1	D	688/725 (95%)	506 (74%)	123 (18%)	59 (9%)	1 11
1	E	688/725 (95%)	507 (74%)	122 (18%)	59 (9%)	1 11
1	F	688/725 (95%)	507 (74%)	122 (18%)	59 (9%)	1 11
1	G	688/725 (95%)	507 (74%)	122 (18%)	59 (9%)	1 11
1	H	688/725 (95%)	506 (74%)	123 (18%)	59 (9%)	1 11
1	I	688/725 (95%)	507 (74%)	122 (18%)	59 (9%)	1 11
1	J	688/725 (95%)	507 (74%)	122 (18%)	59 (9%)	1 11
1	K	688/725 (95%)	508 (74%)	121 (18%)	59 (9%)	1 11
1	L	688/725 (95%)	507 (74%)	122 (18%)	59 (9%)	1 11
All	All	8256/8700 (95%)	6084 (74%)	1464 (18%)	708 (9%)	1 11

All (708) Ramachandran outliers are listed below:

Mol	Chain	Res	Type
1	A	41	TRP
1	A	82	PRO
1	A	208	VAL
1	A	256	ASP
1	A	263	PHE
1	A	294	ALA
1	A	380	ASN
1	A	504	LYS
1	A	561	ASP
1	A	586	THR
1	A	588	GLU
1	A	724	PRO
1	B	41	TRP
1	B	82	PRO
1	B	208	VAL
1	B	256	ASP
1	B	263	PHE
1	B	294	ALA

Continued on next page...

Continued from previous page...

Mol	Chain	Res	Type
1	B	380	ASN
1	B	504	LYS
1	B	561	ASP
1	B	586	THR
1	B	588	GLU
1	B	724	PRO
1	C	41	TRP
1	C	82	PRO
1	C	208	VAL
1	C	256	ASP
1	C	263	PHE
1	C	294	ALA
1	C	380	ASN
1	C	504	LYS
1	C	561	ASP
1	C	586	THR
1	C	588	GLU
1	C	724	PRO
1	D	41	TRP
1	D	82	PRO
1	D	208	VAL
1	D	256	ASP
1	D	263	PHE
1	D	294	ALA
1	D	380	ASN
1	D	504	LYS
1	D	561	ASP
1	D	586	THR
1	D	588	GLU
1	D	724	PRO
1	E	41	TRP
1	E	82	PRO
1	E	208	VAL
1	E	256	ASP
1	E	263	PHE
1	E	294	ALA
1	E	380	ASN
1	E	504	LYS
1	E	561	ASP
1	E	586	THR
1	E	588	GLU
1	E	724	PRO

Continued on next page...

Continued from previous page...

Mol	Chain	Res	Type
1	F	41	TRP
1	F	82	PRO
1	F	208	VAL
1	F	256	ASP
1	F	263	PHE
1	F	294	ALA
1	F	380	ASN
1	F	504	LYS
1	F	561	ASP
1	F	586	THR
1	F	588	GLU
1	F	724	PRO
1	G	41	TRP
1	G	82	PRO
1	G	208	VAL
1	G	256	ASP
1	G	263	PHE
1	G	294	ALA
1	G	380	ASN
1	G	504	LYS
1	G	561	ASP
1	G	586	THR
1	G	588	GLU
1	G	724	PRO
1	H	41	TRP
1	H	82	PRO
1	H	208	VAL
1	H	256	ASP
1	H	263	PHE
1	H	294	ALA
1	H	380	ASN
1	H	504	LYS
1	H	561	ASP
1	H	586	THR
1	H	588	GLU
1	H	724	PRO
1	I	41	TRP
1	I	82	PRO
1	I	208	VAL
1	I	256	ASP
1	I	263	PHE
1	I	294	ALA

Continued on next page...

Continued from previous page...

Mol	Chain	Res	Type
1	I	380	ASN
1	I	504	LYS
1	I	561	ASP
1	I	586	THR
1	I	588	GLU
1	I	724	PRO
1	J	41	TRP
1	J	82	PRO
1	J	208	VAL
1	J	256	ASP
1	J	263	PHE
1	J	294	ALA
1	J	380	ASN
1	J	504	LYS
1	J	561	ASP
1	J	586	THR
1	J	588	GLU
1	J	724	PRO
1	K	41	TRP
1	K	82	PRO
1	K	208	VAL
1	K	256	ASP
1	K	263	PHE
1	K	294	ALA
1	K	380	ASN
1	K	504	LYS
1	K	561	ASP
1	K	586	THR
1	K	588	GLU
1	K	724	PRO
1	L	41	TRP
1	L	82	PRO
1	L	208	VAL
1	L	256	ASP
1	L	263	PHE
1	L	294	ALA
1	L	380	ASN
1	L	504	LYS
1	L	561	ASP
1	L	586	THR
1	L	588	GLU
1	L	724	PRO

Continued on next page...

Continued from previous page...

Mol	Chain	Res	Type
1	A	50	THR
1	A	159	ASP
1	A	233	PHE
1	A	244	VAL
1	A	264	ILE
1	A	267	ALA
1	A	274	ARG
1	A	295	GLY
1	A	387	GLN
1	A	388	PRO
1	A	459	ARG
1	A	498	ASP
1	A	514	TYR
1	A	595	GLU
1	A	693	GLY
1	A	700	GLN
1	B	50	THR
1	B	159	ASP
1	B	233	PHE
1	B	244	VAL
1	B	264	ILE
1	B	267	ALA
1	B	274	ARG
1	B	295	GLY
1	B	387	GLN
1	B	388	PRO
1	B	459	ARG
1	B	498	ASP
1	B	514	TYR
1	B	595	GLU
1	B	693	GLY
1	B	700	GLN
1	C	50	THR
1	C	159	ASP
1	C	233	PHE
1	C	244	VAL
1	C	264	ILE
1	C	267	ALA
1	C	274	ARG
1	C	295	GLY
1	C	387	GLN
1	C	388	PRO

Continued on next page...

Continued from previous page...

Mol	Chain	Res	Type
1	C	459	ARG
1	C	498	ASP
1	C	514	TYR
1	C	595	GLU
1	C	693	GLY
1	C	700	GLN
1	D	50	THR
1	D	159	ASP
1	D	233	PHE
1	D	244	VAL
1	D	264	ILE
1	D	267	ALA
1	D	274	ARG
1	D	295	GLY
1	D	387	GLN
1	D	388	PRO
1	D	459	ARG
1	D	498	ASP
1	D	514	TYR
1	D	595	GLU
1	D	693	GLY
1	D	700	GLN
1	E	50	THR
1	E	159	ASP
1	E	233	PHE
1	E	244	VAL
1	E	264	ILE
1	E	267	ALA
1	E	274	ARG
1	E	295	GLY
1	E	387	GLN
1	E	388	PRO
1	E	459	ARG
1	E	498	ASP
1	E	514	TYR
1	E	595	GLU
1	E	693	GLY
1	E	700	GLN
1	F	50	THR
1	F	159	ASP
1	F	233	PHE
1	F	244	VAL

Continued on next page...

Continued from previous page...

Mol	Chain	Res	Type
1	F	264	ILE
1	F	267	ALA
1	F	274	ARG
1	F	295	GLY
1	F	387	GLN
1	F	388	PRO
1	F	459	ARG
1	F	498	ASP
1	F	514	TYR
1	F	595	GLU
1	F	693	GLY
1	F	700	GLN
1	G	50	THR
1	G	159	ASP
1	G	233	PHE
1	G	244	VAL
1	G	264	ILE
1	G	267	ALA
1	G	274	ARG
1	G	295	GLY
1	G	387	GLN
1	G	388	PRO
1	G	459	ARG
1	G	498	ASP
1	G	514	TYR
1	G	595	GLU
1	G	693	GLY
1	G	700	GLN
1	H	50	THR
1	H	159	ASP
1	H	233	PHE
1	H	244	VAL
1	H	264	ILE
1	H	267	ALA
1	H	274	ARG
1	H	295	GLY
1	H	387	GLN
1	H	388	PRO
1	H	459	ARG
1	H	498	ASP
1	H	514	TYR
1	H	595	GLU

Continued on next page...

Continued from previous page...

Mol	Chain	Res	Type
1	H	693	GLY
1	H	700	GLN
1	I	50	THR
1	I	159	ASP
1	I	233	PHE
1	I	244	VAL
1	I	264	ILE
1	I	267	ALA
1	I	274	ARG
1	I	295	GLY
1	I	387	GLN
1	I	388	PRO
1	I	459	ARG
1	I	498	ASP
1	I	514	TYR
1	I	595	GLU
1	I	693	GLY
1	I	700	GLN
1	J	50	THR
1	J	159	ASP
1	J	233	PHE
1	J	244	VAL
1	J	264	ILE
1	J	267	ALA
1	J	274	ARG
1	J	295	GLY
1	J	387	GLN
1	J	388	PRO
1	J	459	ARG
1	J	498	ASP
1	J	514	TYR
1	J	595	GLU
1	J	693	GLY
1	J	700	GLN
1	K	50	THR
1	K	159	ASP
1	K	233	PHE
1	K	244	VAL
1	K	264	ILE
1	K	267	ALA
1	K	274	ARG
1	K	295	GLY

Continued on next page...

Continued from previous page...

Mol	Chain	Res	Type
1	K	387	GLN
1	K	388	PRO
1	K	459	ARG
1	K	498	ASP
1	K	514	TYR
1	K	595	GLU
1	K	693	GLY
1	K	700	GLN
1	L	50	THR
1	L	159	ASP
1	L	233	PHE
1	L	244	VAL
1	L	264	ILE
1	L	267	ALA
1	L	274	ARG
1	L	295	GLY
1	L	387	GLN
1	L	388	PRO
1	L	459	ARG
1	L	498	ASP
1	L	514	TYR
1	L	595	GLU
1	L	693	GLY
1	L	700	GLN
1	A	93	VAL
1	A	205	ASN
1	A	216	THR
1	A	253	ASP
1	A	262	GLY
1	A	330	ARG
1	A	591	GLN
1	A	594	VAL
1	A	701	ARG
1	A	705	ALA
1	B	93	VAL
1	B	205	ASN
1	B	216	THR
1	B	253	ASP
1	B	262	GLY
1	B	330	ARG
1	B	591	GLN
1	B	594	VAL

Continued on next page...

Continued from previous page...

Mol	Chain	Res	Type
1	B	701	ARG
1	B	705	ALA
1	C	93	VAL
1	C	205	ASN
1	C	216	THR
1	C	253	ASP
1	C	262	GLY
1	C	330	ARG
1	C	591	GLN
1	C	594	VAL
1	C	701	ARG
1	C	705	ALA
1	D	93	VAL
1	D	205	ASN
1	D	216	THR
1	D	253	ASP
1	D	262	GLY
1	D	330	ARG
1	D	591	GLN
1	D	594	VAL
1	D	701	ARG
1	D	705	ALA
1	E	93	VAL
1	E	205	ASN
1	E	216	THR
1	E	253	ASP
1	E	262	GLY
1	E	330	ARG
1	E	591	GLN
1	E	594	VAL
1	E	701	ARG
1	E	705	ALA
1	F	93	VAL
1	F	205	ASN
1	F	216	THR
1	F	253	ASP
1	F	262	GLY
1	F	330	ARG
1	F	591	GLN
1	F	594	VAL
1	F	701	ARG
1	F	705	ALA

Continued on next page...

Continued from previous page...

Mol	Chain	Res	Type
1	G	93	VAL
1	G	205	ASN
1	G	216	THR
1	G	253	ASP
1	G	262	GLY
1	G	330	ARG
1	G	591	GLN
1	G	594	VAL
1	G	701	ARG
1	G	705	ALA
1	H	93	VAL
1	H	205	ASN
1	H	216	THR
1	H	253	ASP
1	H	262	GLY
1	H	330	ARG
1	H	591	GLN
1	H	594	VAL
1	H	701	ARG
1	H	705	ALA
1	I	93	VAL
1	I	205	ASN
1	I	216	THR
1	I	253	ASP
1	I	262	GLY
1	I	330	ARG
1	I	591	GLN
1	I	594	VAL
1	I	701	ARG
1	I	705	ALA
1	J	93	VAL
1	J	205	ASN
1	J	216	THR
1	J	253	ASP
1	J	262	GLY
1	J	330	ARG
1	J	591	GLN
1	J	594	VAL
1	J	701	ARG
1	J	705	ALA
1	K	93	VAL
1	K	205	ASN

Continued on next page...

Continued from previous page...

Mol	Chain	Res	Type
1	K	216	THR
1	K	253	ASP
1	K	262	GLY
1	K	330	ARG
1	K	591	GLN
1	K	594	VAL
1	K	701	ARG
1	K	705	ALA
1	L	93	VAL
1	L	205	ASN
1	L	216	THR
1	L	253	ASP
1	L	262	GLY
1	L	330	ARG
1	L	591	GLN
1	L	594	VAL
1	L	701	ARG
1	L	705	ALA
1	A	36	SER
1	A	161	ASN
1	A	198	ILE
1	A	302	PRO
1	A	378	ASP
1	A	381	SER
1	A	668	PHE
1	B	36	SER
1	B	161	ASN
1	B	198	ILE
1	B	302	PRO
1	B	378	ASP
1	B	381	SER
1	B	668	PHE
1	C	36	SER
1	C	161	ASN
1	C	198	ILE
1	C	302	PRO
1	C	378	ASP
1	C	381	SER
1	C	668	PHE
1	D	36	SER
1	D	161	ASN
1	D	198	ILE

Continued on next page...

Continued from previous page...

Mol	Chain	Res	Type
1	D	302	PRO
1	D	378	ASP
1	D	381	SER
1	D	668	PHE
1	E	36	SER
1	E	161	ASN
1	E	198	ILE
1	E	302	PRO
1	E	378	ASP
1	E	381	SER
1	E	668	PHE
1	F	36	SER
1	F	161	ASN
1	F	198	ILE
1	F	302	PRO
1	F	378	ASP
1	F	381	SER
1	F	668	PHE
1	G	36	SER
1	G	161	ASN
1	G	198	ILE
1	G	302	PRO
1	G	378	ASP
1	G	381	SER
1	G	668	PHE
1	H	36	SER
1	H	161	ASN
1	H	198	ILE
1	H	302	PRO
1	H	378	ASP
1	H	381	SER
1	H	668	PHE
1	I	36	SER
1	I	161	ASN
1	I	198	ILE
1	I	302	PRO
1	I	378	ASP
1	I	381	SER
1	I	668	PHE
1	J	36	SER
1	J	161	ASN
1	J	198	ILE

Continued on next page...

Continued from previous page...

Mol	Chain	Res	Type
1	J	302	PRO
1	J	378	ASP
1	J	381	SER
1	J	668	PHE
1	K	36	SER
1	K	161	ASN
1	K	198	ILE
1	K	302	PRO
1	K	378	ASP
1	K	381	SER
1	K	668	PHE
1	L	36	SER
1	L	161	ASN
1	L	198	ILE
1	L	302	PRO
1	L	378	ASP
1	L	381	SER
1	L	668	PHE
1	A	76	ILE
1	A	203	ASN
1	A	209	PHE
1	A	311	GLU
1	A	397	VAL
1	A	462	GLU
1	A	583	LYS
1	A	604	GLN
1	B	76	ILE
1	B	203	ASN
1	B	209	PHE
1	B	311	GLU
1	B	397	VAL
1	B	462	GLU
1	B	583	LYS
1	B	604	GLN
1	C	76	ILE
1	C	203	ASN
1	C	209	PHE
1	C	311	GLU
1	C	397	VAL
1	C	462	GLU
1	C	583	LYS
1	C	604	GLN

Continued on next page...

Continued from previous page...

Mol	Chain	Res	Type
1	D	76	ILE
1	D	203	ASN
1	D	209	PHE
1	D	311	GLU
1	D	397	VAL
1	D	462	GLU
1	D	583	LYS
1	D	604	GLN
1	E	76	ILE
1	E	203	ASN
1	E	209	PHE
1	E	311	GLU
1	E	397	VAL
1	E	462	GLU
1	E	583	LYS
1	E	604	GLN
1	F	76	ILE
1	F	203	ASN
1	F	209	PHE
1	F	311	GLU
1	F	397	VAL
1	F	462	GLU
1	F	583	LYS
1	F	604	GLN
1	G	76	ILE
1	G	203	ASN
1	G	209	PHE
1	G	311	GLU
1	G	397	VAL
1	G	462	GLU
1	G	583	LYS
1	G	604	GLN
1	H	76	ILE
1	H	203	ASN
1	H	209	PHE
1	H	311	GLU
1	H	397	VAL
1	H	462	GLU
1	H	583	LYS
1	H	604	GLN
1	I	76	ILE
1	I	203	ASN

Continued on next page...

Continued from previous page...

Mol	Chain	Res	Type
1	I	209	PHE
1	I	311	GLU
1	I	397	VAL
1	I	462	GLU
1	I	583	LYS
1	I	604	GLN
1	J	76	ILE
1	J	203	ASN
1	J	209	PHE
1	J	311	GLU
1	J	397	VAL
1	J	462	GLU
1	J	583	LYS
1	J	604	GLN
1	K	76	ILE
1	K	203	ASN
1	K	209	PHE
1	K	311	GLU
1	K	397	VAL
1	K	462	GLU
1	K	583	LYS
1	K	604	GLN
1	L	76	ILE
1	L	203	ASN
1	L	209	PHE
1	L	311	GLU
1	L	397	VAL
1	L	462	GLU
1	L	583	LYS
1	L	604	GLN
1	A	192	ASP
1	A	383	ASP
1	A	428	GLY
1	B	192	ASP
1	B	383	ASP
1	B	428	GLY
1	C	192	ASP
1	C	383	ASP
1	C	428	GLY
1	D	192	ASP
1	D	383	ASP
1	D	428	GLY

Continued on next page...

Continued from previous page...

Mol	Chain	Res	Type
1	E	192	ASP
1	E	383	ASP
1	E	428	GLY
1	F	192	ASP
1	F	383	ASP
1	F	428	GLY
1	G	192	ASP
1	G	383	ASP
1	G	428	GLY
1	H	192	ASP
1	H	383	ASP
1	H	428	GLY
1	I	192	ASP
1	I	383	ASP
1	I	428	GLY
1	J	192	ASP
1	J	383	ASP
1	J	428	GLY
1	K	192	ASP
1	K	383	ASP
1	K	428	GLY
1	L	192	ASP
1	L	383	ASP
1	L	428	GLY
1	A	310	VAL
1	B	310	VAL
1	C	310	VAL
1	D	310	VAL
1	E	310	VAL
1	F	310	VAL
1	G	310	VAL
1	H	310	VAL
1	I	310	VAL
1	J	310	VAL
1	K	310	VAL
1	L	310	VAL
1	A	522	PRO
1	B	522	PRO
1	C	522	PRO
1	D	522	PRO
1	E	522	PRO
1	G	522	PRO

Continued on next page...

Continued from previous page...

Mol	Chain	Res	Type
1	I	522	PRO
1	J	522	PRO
1	K	522	PRO
1	L	522	PRO
1	F	522	PRO
1	H	522	PRO
1	A	510	ILE
1	B	510	ILE
1	C	510	ILE
1	D	510	ILE
1	E	510	ILE
1	F	510	ILE
1	G	510	ILE
1	H	510	ILE
1	I	510	ILE
1	J	510	ILE
1	K	510	ILE
1	L	510	ILE

5.3.2 Protein sidechains (i)

In the following table, the Percentiles column shows the percent sidechain outliers of the chain as a percentile score with respect to all X-ray entries followed by that with respect to entries of similar resolution.

The Analysed column shows the number of residues for which the sidechain conformation was analysed, and the total number of residues.

Mol	Chain	Analysed	Rotameric	Outliers	Percentiles
1	A	474/630 (75%)	410 (86%)	64 (14%)	4 17
1	B	474/630 (75%)	409 (86%)	65 (14%)	3 17
1	C	474/630 (75%)	410 (86%)	64 (14%)	4 17
1	D	474/630 (75%)	409 (86%)	65 (14%)	3 17
1	E	474/630 (75%)	409 (86%)	65 (14%)	3 17
1	F	474/630 (75%)	409 (86%)	65 (14%)	3 17
1	G	474/630 (75%)	409 (86%)	65 (14%)	3 17
1	H	474/630 (75%)	410 (86%)	64 (14%)	4 17
1	I	474/630 (75%)	410 (86%)	64 (14%)	4 17
1	J	474/630 (75%)	410 (86%)	64 (14%)	4 17

Continued on next page...

Continued from previous page...

Mol	Chain	Analysed	Rotameric	Outliers	Percentiles
1	K	474/630 (75%)	409 (86%)	65 (14%)	3 17
1	L	474/630 (75%)	410 (86%)	64 (14%)	4 17
All	All	5688/7560 (75%)	4914 (86%)	774 (14%)	3 17

All (774) residues with a non-rotameric sidechain are listed below:

Mol	Chain	Res	Type
1	A	14	ARG
1	A	15	PHE
1	A	24	GLU
1	A	30	LYS
1	A	31	ASN
1	A	33	LEU
1	A	37	ARG
1	A	45	LEU
1	A	56	GLN
1	A	69	SER
1	A	79	LEU
1	A	93	VAL
1	A	101	ASP
1	A	118	GLN
1	A	123	VAL
1	A	127	ARG
1	A	133	GLU
1	A	144	ILE
1	A	157	ILE
1	A	158	TRP
1	A	161	ASN
1	A	164	LEU
1	A	168	SER
1	A	174	THR
1	A	190	LYS
1	A	201	PHE
1	A	202	GLN
1	A	209	PHE
1	A	211	TRP
1	A	218	GLN
1	A	234	ILE
1	A	246	TYR
1	A	248	LYS
1	A	265	LYS

Continued on next page...

Continued from previous page...

Mol	Chain	Res	Type
1	A	266	ILE
1	A	273	ARG
1	A	275	ARG
1	A	286	VAL
1	A	293	ILE
1	A	301	VAL
1	A	325	ASP
1	A	327	GLN
1	A	343	ARG
1	A	356	ILE
1	A	359	PHE
1	A	376	ARG
1	A	384	LEU
1	A	387	GLN
1	A	389	LEU
1	A	405	LEU
1	A	421	ASP
1	A	422	THR
1	A	433	ASP
1	A	444	LEU
1	A	511	ARG
1	A	513	ARG
1	A	518	THR
1	A	529	GLN
1	A	541	LYS
1	A	546	THR
1	A	552	LEU
1	A	555	GLN
1	A	558	THR
1	A	588	GLU
1	B	14	ARG
1	B	15	PHE
1	B	24	GLU
1	B	30	LYS
1	B	31	ASN
1	B	33	LEU
1	B	37	ARG
1	B	45	LEU
1	B	56	GLN
1	B	69	SER
1	B	79	LEU
1	B	93	VAL

Continued on next page...

Continued from previous page...

Mol	Chain	Res	Type
1	B	101	ASP
1	B	118	GLN
1	B	123	VAL
1	B	127	ARG
1	B	133	GLU
1	B	144	ILE
1	B	157	ILE
1	B	158	TRP
1	B	161	ASN
1	B	164	LEU
1	B	168	SER
1	B	174	THR
1	B	190	LYS
1	B	201	PHE
1	B	202	GLN
1	B	209	PHE
1	B	211	TRP
1	B	218	GLN
1	B	234	ILE
1	B	246	TYR
1	B	248	LYS
1	B	265	LYS
1	B	266	ILE
1	B	273	ARG
1	B	275	ARG
1	B	286	VAL
1	B	293	ILE
1	B	301	VAL
1	B	325	ASP
1	B	327	GLN
1	B	343	ARG
1	B	356	ILE
1	B	359	PHE
1	B	376	ARG
1	B	384	LEU
1	B	387	GLN
1	B	389	LEU
1	B	405	LEU
1	B	421	ASP
1	B	422	THR
1	B	433	ASP
1	B	444	LEU

Continued on next page...

Continued from previous page...

Mol	Chain	Res	Type
1	B	449	PHE
1	B	511	ARG
1	B	513	ARG
1	B	518	THR
1	B	529	GLN
1	B	541	LYS
1	B	546	THR
1	B	552	LEU
1	B	555	GLN
1	B	558	THR
1	B	588	GLU
1	C	14	ARG
1	C	15	PHE
1	C	24	GLU
1	C	30	LYS
1	C	31	ASN
1	C	33	LEU
1	C	37	ARG
1	C	45	LEU
1	C	56	GLN
1	C	69	SER
1	C	79	LEU
1	C	93	VAL
1	C	101	ASP
1	C	118	GLN
1	C	123	VAL
1	C	127	ARG
1	C	133	GLU
1	C	144	ILE
1	C	157	ILE
1	C	158	TRP
1	C	161	ASN
1	C	164	LEU
1	C	168	SER
1	C	174	THR
1	C	190	LYS
1	C	201	PHE
1	C	202	GLN
1	C	209	PHE
1	C	211	TRP
1	C	218	GLN
1	C	234	ILE

Continued on next page...

Continued from previous page...

Mol	Chain	Res	Type
1	C	246	TYR
1	C	248	LYS
1	C	265	LYS
1	C	266	ILE
1	C	273	ARG
1	C	275	ARG
1	C	286	VAL
1	C	293	ILE
1	C	301	VAL
1	C	325	ASP
1	C	327	GLN
1	C	343	ARG
1	C	356	ILE
1	C	359	PHE
1	C	376	ARG
1	C	384	LEU
1	C	387	GLN
1	C	389	LEU
1	C	405	LEU
1	C	421	ASP
1	C	422	THR
1	C	433	ASP
1	C	444	LEU
1	C	511	ARG
1	C	513	ARG
1	C	518	THR
1	C	529	GLN
1	C	541	LYS
1	C	546	THR
1	C	552	LEU
1	C	555	GLN
1	C	558	THR
1	C	588	GLU
1	D	14	ARG
1	D	15	PHE
1	D	24	GLU
1	D	30	LYS
1	D	31	ASN
1	D	33	LEU
1	D	37	ARG
1	D	45	LEU
1	D	56	GLN

Continued on next page...

Continued from previous page...

Mol	Chain	Res	Type
1	D	69	SER
1	D	79	LEU
1	D	93	VAL
1	D	101	ASP
1	D	118	GLN
1	D	123	VAL
1	D	127	ARG
1	D	133	GLU
1	D	144	ILE
1	D	157	ILE
1	D	158	TRP
1	D	161	ASN
1	D	164	LEU
1	D	168	SER
1	D	174	THR
1	D	190	LYS
1	D	201	PHE
1	D	202	GLN
1	D	209	PHE
1	D	211	TRP
1	D	218	GLN
1	D	234	ILE
1	D	246	TYR
1	D	248	LYS
1	D	265	LYS
1	D	266	ILE
1	D	273	ARG
1	D	275	ARG
1	D	286	VAL
1	D	293	ILE
1	D	301	VAL
1	D	325	ASP
1	D	327	GLN
1	D	343	ARG
1	D	356	ILE
1	D	359	PHE
1	D	376	ARG
1	D	384	LEU
1	D	387	GLN
1	D	389	LEU
1	D	405	LEU
1	D	421	ASP

Continued on next page...

Continued from previous page...

Mol	Chain	Res	Type
1	D	422	THR
1	D	433	ASP
1	D	444	LEU
1	D	449	PHE
1	D	511	ARG
1	D	513	ARG
1	D	518	THR
1	D	529	GLN
1	D	541	LYS
1	D	546	THR
1	D	552	LEU
1	D	555	GLN
1	D	558	THR
1	D	588	GLU
1	E	14	ARG
1	E	15	PHE
1	E	24	GLU
1	E	30	LYS
1	E	31	ASN
1	E	33	LEU
1	E	37	ARG
1	E	45	LEU
1	E	56	GLN
1	E	69	SER
1	E	79	LEU
1	E	93	VAL
1	E	101	ASP
1	E	118	GLN
1	E	123	VAL
1	E	127	ARG
1	E	133	GLU
1	E	144	ILE
1	E	157	ILE
1	E	158	TRP
1	E	161	ASN
1	E	164	LEU
1	E	168	SER
1	E	174	THR
1	E	190	LYS
1	E	201	PHE
1	E	202	GLN
1	E	209	PHE

Continued on next page...

Continued from previous page...

Mol	Chain	Res	Type
1	E	211	TRP
1	E	218	GLN
1	E	234	ILE
1	E	246	TYR
1	E	248	LYS
1	E	265	LYS
1	E	266	ILE
1	E	273	ARG
1	E	275	ARG
1	E	286	VAL
1	E	293	ILE
1	E	301	VAL
1	E	325	ASP
1	E	327	GLN
1	E	343	ARG
1	E	356	ILE
1	E	359	PHE
1	E	376	ARG
1	E	384	LEU
1	E	387	GLN
1	E	389	LEU
1	E	405	LEU
1	E	421	ASP
1	E	422	THR
1	E	433	ASP
1	E	444	LEU
1	E	511	ARG
1	E	513	ARG
1	E	518	THR
1	E	520	VAL
1	E	529	GLN
1	E	541	LYS
1	E	546	THR
1	E	552	LEU
1	E	555	GLN
1	E	558	THR
1	E	588	GLU
1	F	14	ARG
1	F	15	PHE
1	F	24	GLU
1	F	30	LYS
1	F	31	ASN

Continued on next page...

Continued from previous page...

Mol	Chain	Res	Type
1	F	33	LEU
1	F	37	ARG
1	F	45	LEU
1	F	56	GLN
1	F	69	SER
1	F	79	LEU
1	F	93	VAL
1	F	101	ASP
1	F	118	GLN
1	F	123	VAL
1	F	127	ARG
1	F	133	GLU
1	F	144	ILE
1	F	157	ILE
1	F	158	TRP
1	F	161	ASN
1	F	164	LEU
1	F	168	SER
1	F	174	THR
1	F	190	LYS
1	F	201	PHE
1	F	202	GLN
1	F	209	PHE
1	F	211	TRP
1	F	218	GLN
1	F	234	ILE
1	F	246	TYR
1	F	248	LYS
1	F	265	LYS
1	F	266	ILE
1	F	273	ARG
1	F	275	ARG
1	F	286	VAL
1	F	293	ILE
1	F	301	VAL
1	F	325	ASP
1	F	327	GLN
1	F	343	ARG
1	F	356	ILE
1	F	359	PHE
1	F	376	ARG
1	F	384	LEU

Continued on next page...

Continued from previous page...

Mol	Chain	Res	Type
1	F	387	GLN
1	F	389	LEU
1	F	405	LEU
1	F	421	ASP
1	F	422	THR
1	F	433	ASP
1	F	444	LEU
1	F	511	ARG
1	F	513	ARG
1	F	518	THR
1	F	520	VAL
1	F	529	GLN
1	F	541	LYS
1	F	546	THR
1	F	552	LEU
1	F	555	GLN
1	F	558	THR
1	F	588	GLU
1	G	14	ARG
1	G	15	PHE
1	G	24	GLU
1	G	30	LYS
1	G	31	ASN
1	G	33	LEU
1	G	37	ARG
1	G	45	LEU
1	G	56	GLN
1	G	69	SER
1	G	79	LEU
1	G	93	VAL
1	G	101	ASP
1	G	118	GLN
1	G	123	VAL
1	G	127	ARG
1	G	133	GLU
1	G	144	ILE
1	G	157	ILE
1	G	158	TRP
1	G	161	ASN
1	G	164	LEU
1	G	168	SER
1	G	174	THR

Continued on next page...

Continued from previous page...

Mol	Chain	Res	Type
1	G	190	LYS
1	G	201	PHE
1	G	202	GLN
1	G	209	PHE
1	G	211	TRP
1	G	218	GLN
1	G	234	ILE
1	G	246	TYR
1	G	248	LYS
1	G	265	LYS
1	G	266	ILE
1	G	273	ARG
1	G	275	ARG
1	G	286	VAL
1	G	293	ILE
1	G	301	VAL
1	G	325	ASP
1	G	327	GLN
1	G	343	ARG
1	G	356	ILE
1	G	359	PHE
1	G	376	ARG
1	G	384	LEU
1	G	387	GLN
1	G	389	LEU
1	G	405	LEU
1	G	421	ASP
1	G	422	THR
1	G	433	ASP
1	G	444	LEU
1	G	511	ARG
1	G	513	ARG
1	G	518	THR
1	G	520	VAL
1	G	529	GLN
1	G	541	LYS
1	G	546	THR
1	G	552	LEU
1	G	555	GLN
1	G	558	THR
1	G	588	GLU
1	H	14	ARG

Continued on next page...

Continued from previous page...

Mol	Chain	Res	Type
1	H	15	PHE
1	H	24	GLU
1	H	30	LYS
1	H	31	ASN
1	H	33	LEU
1	H	37	ARG
1	H	45	LEU
1	H	56	GLN
1	H	69	SER
1	H	79	LEU
1	H	93	VAL
1	H	101	ASP
1	H	118	GLN
1	H	123	VAL
1	H	127	ARG
1	H	133	GLU
1	H	144	ILE
1	H	157	ILE
1	H	158	TRP
1	H	161	ASN
1	H	164	LEU
1	H	168	SER
1	H	174	THR
1	H	190	LYS
1	H	201	PHE
1	H	202	GLN
1	H	209	PHE
1	H	211	TRP
1	H	218	GLN
1	H	234	ILE
1	H	246	TYR
1	H	248	LYS
1	H	265	LYS
1	H	266	ILE
1	H	273	ARG
1	H	275	ARG
1	H	286	VAL
1	H	293	ILE
1	H	301	VAL
1	H	325	ASP
1	H	327	GLN
1	H	343	ARG

Continued on next page...

Continued from previous page...

Mol	Chain	Res	Type
1	H	356	ILE
1	H	359	PHE
1	H	376	ARG
1	H	384	LEU
1	H	387	GLN
1	H	389	LEU
1	H	405	LEU
1	H	421	ASP
1	H	422	THR
1	H	433	ASP
1	H	444	LEU
1	H	511	ARG
1	H	513	ARG
1	H	518	THR
1	H	529	GLN
1	H	541	LYS
1	H	546	THR
1	H	552	LEU
1	H	555	GLN
1	H	558	THR
1	H	588	GLU
1	I	14	ARG
1	I	15	PHE
1	I	24	GLU
1	I	30	LYS
1	I	31	ASN
1	I	33	LEU
1	I	37	ARG
1	I	45	LEU
1	I	56	GLN
1	I	69	SER
1	I	79	LEU
1	I	93	VAL
1	I	101	ASP
1	I	118	GLN
1	I	123	VAL
1	I	127	ARG
1	I	133	GLU
1	I	144	ILE
1	I	157	ILE
1	I	158	TRP
1	I	161	ASN

Continued on next page...

Continued from previous page...

Mol	Chain	Res	Type
1	I	164	LEU
1	I	168	SER
1	I	174	THR
1	I	190	LYS
1	I	201	PHE
1	I	202	GLN
1	I	209	PHE
1	I	211	TRP
1	I	218	GLN
1	I	234	ILE
1	I	246	TYR
1	I	248	LYS
1	I	265	LYS
1	I	266	ILE
1	I	273	ARG
1	I	275	ARG
1	I	286	VAL
1	I	293	ILE
1	I	301	VAL
1	I	325	ASP
1	I	327	GLN
1	I	343	ARG
1	I	356	ILE
1	I	359	PHE
1	I	376	ARG
1	I	384	LEU
1	I	387	GLN
1	I	389	LEU
1	I	405	LEU
1	I	421	ASP
1	I	422	THR
1	I	433	ASP
1	I	444	LEU
1	I	511	ARG
1	I	513	ARG
1	I	518	THR
1	I	529	GLN
1	I	541	LYS
1	I	546	THR
1	I	552	LEU
1	I	555	GLN
1	I	558	THR

Continued on next page...

Continued from previous page...

Mol	Chain	Res	Type
1	I	588	GLU
1	J	14	ARG
1	J	15	PHE
1	J	24	GLU
1	J	30	LYS
1	J	31	ASN
1	J	33	LEU
1	J	37	ARG
1	J	45	LEU
1	J	56	GLN
1	J	69	SER
1	J	79	LEU
1	J	93	VAL
1	J	101	ASP
1	J	118	GLN
1	J	123	VAL
1	J	127	ARG
1	J	133	GLU
1	J	144	ILE
1	J	157	ILE
1	J	158	TRP
1	J	161	ASN
1	J	164	LEU
1	J	168	SER
1	J	174	THR
1	J	190	LYS
1	J	201	PHE
1	J	202	GLN
1	J	209	PHE
1	J	211	TRP
1	J	218	GLN
1	J	234	ILE
1	J	246	TYR
1	J	248	LYS
1	J	265	LYS
1	J	266	ILE
1	J	273	ARG
1	J	275	ARG
1	J	286	VAL
1	J	293	ILE
1	J	301	VAL
1	J	325	ASP

Continued on next page...

Continued from previous page...

Mol	Chain	Res	Type
1	J	327	GLN
1	J	343	ARG
1	J	356	ILE
1	J	359	PHE
1	J	376	ARG
1	J	384	LEU
1	J	387	GLN
1	J	389	LEU
1	J	405	LEU
1	J	421	ASP
1	J	422	THR
1	J	433	ASP
1	J	444	LEU
1	J	511	ARG
1	J	513	ARG
1	J	518	THR
1	J	529	GLN
1	J	541	LYS
1	J	546	THR
1	J	552	LEU
1	J	555	GLN
1	J	558	THR
1	J	588	GLU
1	K	14	ARG
1	K	15	PHE
1	K	24	GLU
1	K	30	LYS
1	K	31	ASN
1	K	33	LEU
1	K	37	ARG
1	K	45	LEU
1	K	56	GLN
1	K	69	SER
1	K	79	LEU
1	K	93	VAL
1	K	101	ASP
1	K	118	GLN
1	K	123	VAL
1	K	127	ARG
1	K	133	GLU
1	K	144	ILE
1	K	157	ILE

Continued on next page...

Continued from previous page...

Mol	Chain	Res	Type
1	K	158	TRP
1	K	161	ASN
1	K	164	LEU
1	K	168	SER
1	K	174	THR
1	K	190	LYS
1	K	201	PHE
1	K	202	GLN
1	K	209	PHE
1	K	211	TRP
1	K	218	GLN
1	K	234	ILE
1	K	246	TYR
1	K	248	LYS
1	K	265	LYS
1	K	266	ILE
1	K	273	ARG
1	K	275	ARG
1	K	286	VAL
1	K	293	ILE
1	K	301	VAL
1	K	325	ASP
1	K	327	GLN
1	K	343	ARG
1	K	356	ILE
1	K	359	PHE
1	K	376	ARG
1	K	384	LEU
1	K	387	GLN
1	K	389	LEU
1	K	405	LEU
1	K	421	ASP
1	K	422	THR
1	K	433	ASP
1	K	444	LEU
1	K	511	ARG
1	K	513	ARG
1	K	518	THR
1	K	520	VAL
1	K	529	GLN
1	K	541	LYS
1	K	546	THR

Continued on next page...

Continued from previous page...

Mol	Chain	Res	Type
1	K	552	LEU
1	K	555	GLN
1	K	558	THR
1	K	588	GLU
1	L	14	ARG
1	L	15	PHE
1	L	24	GLU
1	L	30	LYS
1	L	31	ASN
1	L	33	LEU
1	L	37	ARG
1	L	45	LEU
1	L	56	GLN
1	L	69	SER
1	L	79	LEU
1	L	93	VAL
1	L	101	ASP
1	L	118	GLN
1	L	123	VAL
1	L	127	ARG
1	L	133	GLU
1	L	144	ILE
1	L	157	ILE
1	L	158	TRP
1	L	161	ASN
1	L	164	LEU
1	L	168	SER
1	L	174	THR
1	L	190	LYS
1	L	201	PHE
1	L	202	GLN
1	L	209	PHE
1	L	211	TRP
1	L	218	GLN
1	L	234	ILE
1	L	246	TYR
1	L	248	LYS
1	L	265	LYS
1	L	266	ILE
1	L	273	ARG
1	L	275	ARG
1	L	286	VAL

Continued on next page...

Continued from previous page...

Mol	Chain	Res	Type
1	L	293	ILE
1	L	301	VAL
1	L	325	ASP
1	L	327	GLN
1	L	343	ARG
1	L	356	ILE
1	L	359	PHE
1	L	376	ARG
1	L	384	LEU
1	L	387	GLN
1	L	389	LEU
1	L	405	LEU
1	L	421	ASP
1	L	422	THR
1	L	433	ASP
1	L	444	LEU
1	L	511	ARG
1	L	513	ARG
1	L	518	THR
1	L	529	GLN
1	L	541	LYS
1	L	546	THR
1	L	552	LEU
1	L	555	GLN
1	L	558	THR
1	L	588	GLU

Sometimes sidechains can be flipped to improve hydrogen bonding and reduce clashes. All (298) such sidechains are listed below:

Mol	Chain	Res	Type
1	A	31	ASN
1	A	56	GLN
1	A	73	GLN
1	A	118	GLN
1	A	161	ASN
1	A	202	GLN
1	A	214	GLN
1	A	218	GLN
1	A	236	GLN
1	A	291	GLN
1	A	297	HIS
1	A	327	GLN

Continued on next page...

Continued from previous page...

Mol	Chain	Res	Type
1	A	331	ASN
1	A	337	ASN
1	A	361	HIS
1	A	366	ASN
1	A	439	ASN
1	A	452	ASN
1	A	529	GLN
1	A	530	GLN
1	A	555	GLN
1	A	573	ASN
1	A	590	GLN
1	B	31	ASN
1	B	56	GLN
1	B	73	GLN
1	B	118	GLN
1	B	135	GLN
1	B	161	ASN
1	B	182	ASN
1	B	202	GLN
1	B	214	GLN
1	B	218	GLN
1	B	236	GLN
1	B	291	GLN
1	B	297	HIS
1	B	327	GLN
1	B	331	ASN
1	B	337	ASN
1	B	361	HIS
1	B	366	ASN
1	B	439	ASN
1	B	452	ASN
1	B	529	GLN
1	B	530	GLN
1	B	555	GLN
1	B	573	ASN
1	B	590	GLN
1	C	31	ASN
1	C	56	GLN
1	C	73	GLN
1	C	118	GLN
1	C	135	GLN
1	C	161	ASN

Continued on next page...

Continued from previous page...

Mol	Chain	Res	Type
1	C	182	ASN
1	C	202	GLN
1	C	214	GLN
1	C	218	GLN
1	C	236	GLN
1	C	291	GLN
1	C	297	HIS
1	C	327	GLN
1	C	331	ASN
1	C	337	ASN
1	C	361	HIS
1	C	366	ASN
1	C	439	ASN
1	C	450	GLN
1	C	452	ASN
1	C	529	GLN
1	C	530	GLN
1	C	555	GLN
1	C	573	ASN
1	C	590	GLN
1	D	31	ASN
1	D	56	GLN
1	D	73	GLN
1	D	118	GLN
1	D	135	GLN
1	D	161	ASN
1	D	182	ASN
1	D	202	GLN
1	D	214	GLN
1	D	218	GLN
1	D	236	GLN
1	D	291	GLN
1	D	297	HIS
1	D	327	GLN
1	D	331	ASN
1	D	337	ASN
1	D	361	HIS
1	D	366	ASN
1	D	439	ASN
1	D	450	GLN
1	D	452	ASN
1	D	529	GLN

Continued on next page...

Continued from previous page...

Mol	Chain	Res	Type
1	D	530	GLN
1	D	555	GLN
1	D	573	ASN
1	D	590	GLN
1	E	31	ASN
1	E	56	GLN
1	E	73	GLN
1	E	118	GLN
1	E	135	GLN
1	E	161	ASN
1	E	182	ASN
1	E	202	GLN
1	E	214	GLN
1	E	218	GLN
1	E	236	GLN
1	E	291	GLN
1	E	297	HIS
1	E	327	GLN
1	E	331	ASN
1	E	337	ASN
1	E	361	HIS
1	E	366	ASN
1	E	439	ASN
1	E	450	GLN
1	E	452	ASN
1	E	525	GLN
1	E	529	GLN
1	E	530	GLN
1	E	555	GLN
1	E	573	ASN
1	E	590	GLN
1	F	31	ASN
1	F	56	GLN
1	F	73	GLN
1	F	118	GLN
1	F	135	GLN
1	F	161	ASN
1	F	182	ASN
1	F	202	GLN
1	F	214	GLN
1	F	218	GLN
1	F	236	GLN

Continued on next page...

Continued from previous page...

Mol	Chain	Res	Type
1	F	291	GLN
1	F	297	HIS
1	F	327	GLN
1	F	331	ASN
1	F	337	ASN
1	F	361	HIS
1	F	366	ASN
1	F	439	ASN
1	F	452	ASN
1	F	529	GLN
1	F	530	GLN
1	F	555	GLN
1	F	573	ASN
1	F	590	GLN
1	G	31	ASN
1	G	56	GLN
1	G	73	GLN
1	G	118	GLN
1	G	135	GLN
1	G	161	ASN
1	G	182	ASN
1	G	202	GLN
1	G	214	GLN
1	G	218	GLN
1	G	236	GLN
1	G	291	GLN
1	G	297	HIS
1	G	327	GLN
1	G	331	ASN
1	G	337	ASN
1	G	439	ASN
1	G	450	GLN
1	G	452	ASN
1	G	529	GLN
1	G	530	GLN
1	G	555	GLN
1	G	573	ASN
1	G	590	GLN
1	H	31	ASN
1	H	56	GLN
1	H	73	GLN
1	H	118	GLN

Continued on next page...

Continued from previous page...

Mol	Chain	Res	Type
1	H	135	GLN
1	H	161	ASN
1	H	182	ASN
1	H	202	GLN
1	H	214	GLN
1	H	218	GLN
1	H	236	GLN
1	H	291	GLN
1	H	297	HIS
1	H	327	GLN
1	H	331	ASN
1	H	337	ASN
1	H	439	ASN
1	H	450	GLN
1	H	452	ASN
1	H	529	GLN
1	H	530	GLN
1	H	555	GLN
1	H	573	ASN
1	H	590	GLN
1	I	31	ASN
1	I	56	GLN
1	I	73	GLN
1	I	118	GLN
1	I	135	GLN
1	I	161	ASN
1	I	182	ASN
1	I	202	GLN
1	I	214	GLN
1	I	218	GLN
1	I	236	GLN
1	I	291	GLN
1	I	297	HIS
1	I	327	GLN
1	I	331	ASN
1	I	337	ASN
1	I	361	HIS
1	I	366	ASN
1	I	439	ASN
1	I	450	GLN
1	I	452	ASN
1	I	529	GLN

Continued on next page...

Continued from previous page...

Mol	Chain	Res	Type
1	I	530	GLN
1	I	555	GLN
1	I	573	ASN
1	I	590	GLN
1	J	31	ASN
1	J	56	GLN
1	J	73	GLN
1	J	118	GLN
1	J	135	GLN
1	J	161	ASN
1	J	182	ASN
1	J	202	GLN
1	J	214	GLN
1	J	218	GLN
1	J	236	GLN
1	J	291	GLN
1	J	297	HIS
1	J	327	GLN
1	J	331	ASN
1	J	337	ASN
1	J	439	ASN
1	J	450	GLN
1	J	452	ASN
1	J	529	GLN
1	J	530	GLN
1	J	555	GLN
1	J	573	ASN
1	J	590	GLN
1	K	31	ASN
1	K	56	GLN
1	K	73	GLN
1	K	118	GLN
1	K	135	GLN
1	K	161	ASN
1	K	182	ASN
1	K	202	GLN
1	K	214	GLN
1	K	218	GLN
1	K	236	GLN
1	K	291	GLN
1	K	297	HIS
1	K	327	GLN

Continued on next page...

Continued from previous page...

Mol	Chain	Res	Type
1	K	331	ASN
1	K	337	ASN
1	K	439	ASN
1	K	452	ASN
1	K	529	GLN
1	K	530	GLN
1	K	555	GLN
1	K	573	ASN
1	K	590	GLN
1	L	31	ASN
1	L	56	GLN
1	L	73	GLN
1	L	118	GLN
1	L	135	GLN
1	L	161	ASN
1	L	182	ASN
1	L	202	GLN
1	L	214	GLN
1	L	218	GLN
1	L	236	GLN
1	L	291	GLN
1	L	297	HIS
1	L	327	GLN
1	L	331	ASN
1	L	337	ASN
1	L	361	HIS
1	L	366	ASN
1	L	439	ASN
1	L	452	ASN
1	L	529	GLN
1	L	530	GLN
1	L	555	GLN
1	L	573	ASN
1	L	590	GLN

5.3.3 RNA (i)

There are no RNA molecules in this entry.

5.4 Non-standard residues in protein, DNA, RNA chains (i)

There are no non-standard protein/DNA/RNA residues in this entry.

5.5 Carbohydrates (i)

There are no monosaccharides in this entry.

5.6 Ligand geometry (i)

There are no ligands in this entry.

5.7 Other polymers (i)

There are no such residues in this entry.

5.8 Polymer linkage issues (i)

There are no chain breaks in this entry.

6 Fit of model and data (i)

6.1 Protein, DNA and RNA chains (i)

Unable to reproduce the depositors R factor - this section is therefore empty.

6.2 Non-standard residues in protein, DNA, RNA chains (i)

Unable to reproduce the depositors R factor - this section is therefore empty.

6.3 Carbohydrates (i)

Unable to reproduce the depositors R factor - this section is therefore empty.

6.4 Ligands (i)

Unable to reproduce the depositors R factor - this section is therefore empty.

6.5 Other polymers (i)

Unable to reproduce the depositors R factor - this section is therefore empty.