



Full wwPDB NMR Structure Validation Report ⓘ

Dec 25, 2024 – 05:56 PM EST

PDB ID : 7LC8
BMRB ID : 30842
Title : SARS-CoV-2 spike Protein TM domain
Authors : Fu, Q.; Chou, J.J.
Deposited on : 2021-01-10

This is a Full wwPDB NMR Structure Validation Report for a publicly released PDB entry.

We welcome your comments at validation@mail.wwpdb.org

A user guide is available at

<https://www.wwpdb.org/validation/2017/NMRValidationReportHelp>

with specific help available everywhere you see the ⓘ symbol.

The types of validation reports are described at

<http://www.wwpdb.org/validation/2017/FAQs#types>.

The following versions of software and data (see [references ⓘ](#)) were used in the production of this report:

MolProbity : 4.02b-467
Percentile statistics : 20231227.v01 (using entries in the PDB archive December 27th 2023)
wwPDB-RCI : v_1n_11_5_13_A (Berjanski et al., 2005)
PANAV : Wang et al. (2010)
wwPDB-ShiftChecker : v1.2
BMRB Restraints Analysis : v1.2
Ideal geometry (proteins) : Engh & Huber (2001)
Ideal geometry (DNA, RNA) : Parkinson et al. (1996)
Validation Pipeline (wwPDB-VP) : 2.40

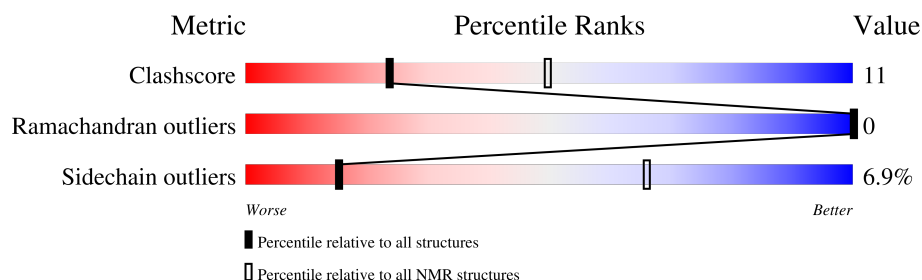
1 Overall quality at a glance

The following experimental techniques were used to determine the structure:

SOLUTION NMR

The overall completeness of chemical shifts assignment is 9%.

Percentile scores (ranging between 0-100) for global validation metrics of the entry are shown in the following graphic. The table shows the number of entries on which the scores are based.



Metric	Whole archive (#Entries)	NMR archive (#Entries)
Clashscore	210492	14027
Ramachandran outliers	207382	12486
Sidechain outliers	206894	12463

The table below summarises the geometric issues observed across the polymeric chains and their fit to the experimental data. The red, orange, yellow and green segments indicate the fraction of residues that contain outliers for ≥ 3 , 2, 1 and 0 types of geometric quality criteria. A cyan segment indicates the fraction of residues that are not part of the well-defined cores, and a grey segment represents the fraction of residues that are not modelled. The numeric value for each fraction is indicated below the corresponding segment, with a dot representing fractions $\leq 5\%$

Mol	Chain	Length	Quality of chain
1	A	21	
1	B	21	
1	C	21	

2 Ensemble composition and analysis

This entry contains 14 models. Model 8 is the overall representative, medoid model (most similar to other models). The authors have identified model 1 as representative, based on the following criterion: *lowest energy*.

The following residues are included in the computation of the global validation metrics.

Well-defined (core) protein residues			
Well-defined core	Residue range (total)	Backbone RMSD (Å)	Medoid model
1	A:1217-A:1237, B:1217-B:1237, C:1217-C:1237 (63)	0.81	8

Ill-defined regions of proteins are excluded from the global statistics.

Ligands and non-protein polymers are included in the analysis.

The models can be grouped into 2 clusters and 4 single-model clusters were found.

Cluster number	Models
1	2, 7, 9, 10, 13, 14
2	3, 5, 8, 11
Single-model clusters	1; 4; 6; 12

3 Entry composition

There is only 1 type of molecule in this entry. The entry contains 996 atoms, of which 528 are hydrogens and 0 are deuteriums.

- Molecule 1 is a protein called Spike protein S2'.

Mol	Chain	Residues	Atoms					Trace
1	A	21	Total	C	H	N	O	0
			332	108	176	22	26	
1	B	21	Total	C	H	N	O	0
			332	108	176	22	26	
1	C	21	Total	C	H	N	O	0
			332	108	176	22	26	

There are 15 discrepancies between the modelled and reference sequences:

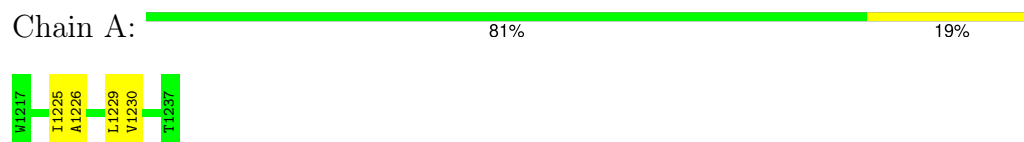
Chain	Residue	Modelled	Actual	Comment	Reference
A	1229	LEU	MET	engineered mutation	UNP P0DTC2
A	1233	LEU	MET	engineered mutation	UNP P0DTC2
A	1235	SER	CYS	conflict	UNP P0DTC2
A	1236	SER	CYS	conflict	UNP P0DTC2
A	1237	THR	MET	conflict	UNP P0DTC2
B	1229	LEU	MET	engineered mutation	UNP P0DTC2
B	1233	LEU	MET	engineered mutation	UNP P0DTC2
B	1235	SER	CYS	conflict	UNP P0DTC2
B	1236	SER	CYS	conflict	UNP P0DTC2
B	1237	THR	MET	conflict	UNP P0DTC2
C	1229	LEU	MET	engineered mutation	UNP P0DTC2
C	1233	LEU	MET	engineered mutation	UNP P0DTC2
C	1235	SER	CYS	conflict	UNP P0DTC2
C	1236	SER	CYS	conflict	UNP P0DTC2
C	1237	THR	MET	conflict	UNP P0DTC2

4 Residue-property plots [i](#)

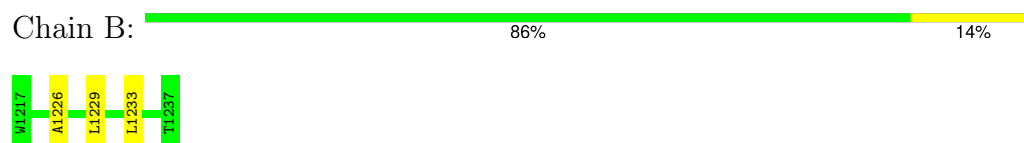
4.1 Average score per residue in the NMR ensemble

These plots are provided for all protein, RNA, DNA and oligosaccharide chains in the entry. The first graphic is the same as shown in the summary in section 1 of this report. The second graphic shows the sequence where residues are colour-coded according to the number of geometric quality criteria for which they contain at least one outlier: green = 0, yellow = 1, orange = 2 and red = 3 or more. Stretches of 2 or more consecutive residues without any outliers are shown as green connectors. Residues which are classified as ill-defined in the NMR ensemble, are shown in cyan with an underline colour-coded according to the previous scheme. Residues which were present in the experimental sample, but not modelled in the final structure are shown in grey.

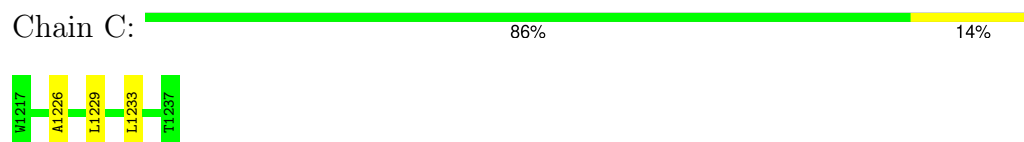
- Molecule 1: Spike protein S2'



- Molecule 1: Spike protein S2'



- Molecule 1: Spike protein S2'

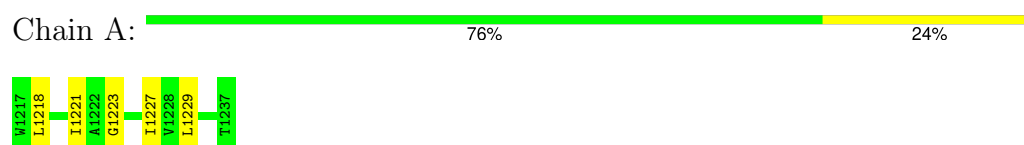


4.2 Scores per residue for each member of the ensemble

Colouring as in section 4.1 above.

4.2.1 Score per residue for model 1

- Molecule 1: Spike protein S2'



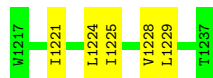
- Molecule 1: Spike protein S2'

Chain B:  95% 5%



- Molecule 1: Spike protein S2'

Chain C:  76% 24%



4.2.2 Score per residue for model 2

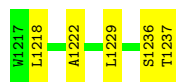
- Molecule 1: Spike protein S2'

Chain A:  71% 24% 5%




- Molecule 1: Spike protein S2'

Chain B:  76% 24%



- Molecule 1: Spike protein S2'

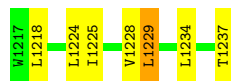
Chain C:  90% 10%




4.2.3 Score per residue for model 3

- Molecule 1: Spike protein S2'

Chain A:  67% 29% 5%




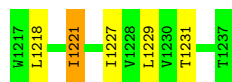
- Molecule 1: Spike protein S2'

Chain B:  86% 14%




- Molecule 1: Spike protein S2'

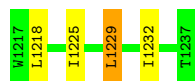
Chain C:  76% 19% 5%



4.2.4 Score per residue for model 4

- Molecule 1: Spike protein S2'

Chain A:  81% 14% 5%



- Molecule 1: Spike protein S2'

Chain B:  76% 24%




- Molecule 1: Spike protein S2'

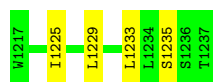
Chain C:  71% 29%




4.2.5 Score per residue for model 5

- Molecule 1: Spike protein S2'

Chain A:  81% 19%




- Molecule 1: Spike protein S2'

Chain B:  76% 24%



- Molecule 1: Spike protein S2'

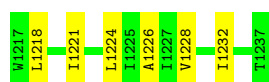
Chain C:  67% 33%



4.2.6 Score per residue for model 6

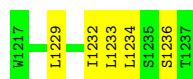
- Molecule 1: Spike protein S2'

Chain A:  71% 29%



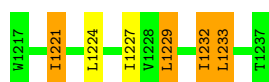
- Molecule 1: Spike protein S2'

Chain B:  76% 24%



- Molecule 1: Spike protein S2'

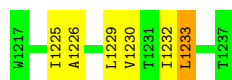
Chain C:  71% 10% 19%




4.2.7 Score per residue for model 7

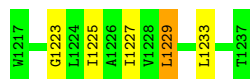
- Molecule 1: Spike protein S2'

Chain A:  71% 24% 5%




- Molecule 1: Spike protein S2'

Chain B:  76% 19% 5%



- Molecule 1: Spike protein S2'


Chain C:  90% 10%



4.2.8 Score per residue for model 8 (medoid)

- Molecule 1: Spike protein S2'

Chain A:  67% 33%



- Molecule 1: Spike protein S2'

Chain B:  76% 24%



- Molecule 1: Spike protein S2'

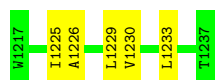
Chain C:  86% 14%




4.2.9 Score per residue for model 9

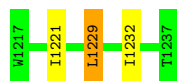
- Molecule 1: Spike protein S2'

Chain A:  76% 24%




- Molecule 1: Spike protein S2'

Chain B:  86% 10% 5%



- Molecule 1: Spike protein S2'

Chain C:  67% 33%



4.2.10 Score per residue for model 10

- Molecule 1: Spike protein S2'

Chain A:  57% 33% 10%



- Molecule 1: Spike protein S2'

Chain B:  76% 19% 5%



- Molecule 1: Spike protein S2'

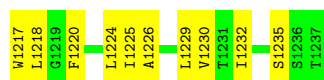
Chain C:  71% 29%



4.2.11 Score per residue for model 11

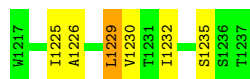
- Molecule 1: Spike protein S2'

Chain A:  52% 48%




- Molecule 1: Spike protein S2'

Chain B:  71% 24% 5%



- Molecule 1: Spike protein S2'

Chain C:  76% 24%



4.2.12 Score per residue for model 12

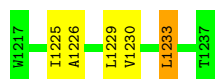
- Molecule 1: Spike protein S2'

Chain A:  67% 33%



- Molecule 1: Spike protein S2'

Chain B:  76% 19% 5%




- Molecule 1: Spike protein S2'


Chain C:  57% 43%



4.2.13 Score per residue for model 13

- Molecule 1: Spike protein S2'

Chain A:  86% 14%



- Molecule 1: Spike protein S2'

Chain B:  67% 29% 5%



- Molecule 1: Spike protein S2'

Chain C:  71% 29%



4.2.14 Score per residue for model 14

- Molecule 1: Spike protein S2'

Chain A:  71% 29%




- Molecule 1: Spike protein S2'

Chain B:  71% 29%



- Molecule 1: Spike protein S2'

Chain C:  81% 19%



5 Refinement protocol and experimental data overview

The models were refined using the following method: *simulated annealing*.

Of the 150 calculated structures, 14 were deposited, based on the following criterion: *structures with the lowest energy*.

The following table shows the software used for structure solution, optimisation and refinement.

Software name	Classification	Version
X-PLOR NIH	refinement	2.48
X-PLOR NIH	structure calculation	2.48

The following table shows chemical shift validation statistics as aggregates over all chemical shift files. Detailed validation can be found in section 7 of this report.

Chemical shift file(s)	working_cs.cif
Number of chemical shift lists	1
Total number of shifts	81
Number of shifts mapped to atoms	81
Number of unparsed shifts	0
Number of shifts with mapping errors	0
Number of shifts with mapping warnings	0
Assignment completeness (well-defined parts)	9%

6 Model quality ⓘ

6.1 Standard geometry ⓘ

There are no covalent bond-length or bond-angle outliers.

There are no bond-length outliers.

There are no bond-angle outliers.

There are no chirality outliers.

There are no planarity outliers.

6.2 Too-close contacts ⓘ

In the following table, the Non-H and H(model) columns list the number of non-hydrogen atoms and hydrogen atoms in each chain respectively. The H(added) column lists the number of hydrogen atoms added and optimized by MolProbity. The Clashes column lists the number of clashes averaged over the ensemble.

Mol	Chain	Non-H	H(model)	H(added)	Clashes
1	A	156	176	175	6±2
1	B	156	176	175	4±2
1	C	156	176	175	5±2
All	All	6552	7392	7350	149

The all-atom clashscore is defined as the number of clashes found per 1000 atoms (including hydrogen atoms). The all-atom clashscore for this structure is 11.

All unique clashes are listed below, sorted by their clash magnitude.

Atom-1	Atom-2	Clash(Å)	Distance(Å)	Models	
				Worst	Total
1:B:1225:ILE:HG22	1:B:1229:LEU:HD12	0.86	1.45	12	6
1:A:1225:ILE:HG22	1:A:1229:LEU:HD12	0.77	1.54	5	10
1:B:1221:ILE:HD13	1:C:1218:LEU:HD22	0.75	1.58	9	1
1:B:1221:ILE:HD11	1:C:1218:LEU:HD22	0.74	1.59	14	1
1:A:1222:ALA:HA	1:C:1225:ILE:HD12	0.69	1.64	12	2
1:C:1226:ALA:O	1:C:1230:VAL:HG23	0.69	1.87	8	6
1:A:1221:ILE:HD11	1:B:1218:LEU:CD2	0.67	2.20	14	2
1:A:1218:LEU:HD22	1:C:1221:ILE:HD11	0.63	1.70	11	2
1:B:1225:ILE:HG22	1:B:1229:LEU:CD1	0.63	2.23	8	3
1:A:1221:ILE:HD11	1:B:1218:LEU:HD22	0.62	1.71	2	3
1:A:1218:LEU:CD1	1:C:1221:ILE:HD11	0.61	2.26	1	2
1:A:1234:LEU:O	1:A:1237:THR:HG22	0.61	1.95	3	1

Continued on next page...

Continued from previous page...

Atom-1	Atom-2	Clash(Å)	Distance(Å)	Models	
				Worst	Total
1:A:1225:ILE:HG22	1:A:1229:LEU:CD1	0.60	2.25	3	4
1:A:1218:LEU:CD2	1:C:1221:ILE:HD11	0.60	2.27	11	2
1:A:1226:ALA:O	1:A:1230:VAL:HG23	0.59	1.96	12	6
1:A:1225:ILE:CD1	1:B:1225:ILE:HD12	0.59	2.27	4	1
1:C:1227:ILE:O	1:C:1231:THR:HG23	0.58	1.98	3	1
1:A:1221:ILE:HG22	1:C:1225:ILE:HD11	0.58	1.74	1	1
1:A:1225:ILE:HD13	1:B:1225:ILE:HD12	0.57	1.75	4	1
1:A:1229:LEU:HD13	1:C:1229:LEU:HD13	0.57	1.75	10	7
1:B:1225:ILE:HG23	1:C:1226:ALA:HB2	0.57	1.77	4	1
1:A:1224:LEU:O	1:A:1228:VAL:HG23	0.56	2.01	8	3
1:A:1225:ILE:HD12	1:B:1222:ALA:HA	0.56	1.75	2	1
1:A:1225:ILE:HD12	1:C:1225:ILE:CD1	0.56	2.31	9	1
1:A:1229:LEU:HD13	1:C:1229:LEU:CD1	0.55	2.31	10	1
1:B:1226:ALA:O	1:B:1230:VAL:HG23	0.55	2.02	12	4
1:A:1229:LEU:HD13	1:B:1229:LEU:HD13	0.55	1.78	7	3
1:A:1218:LEU:HD21	1:C:1224:LEU:CD2	0.55	2.32	10	1
1:A:1229:LEU:HD11	1:B:1226:ALA:HA	0.54	1.79	10	4
1:B:1221:ILE:CD1	1:C:1218:LEU:HD22	0.53	2.34	14	1
1:B:1229:LEU:CD1	1:C:1229:LEU:HD13	0.52	2.34	4	1
1:A:1218:LEU:CB	1:C:1221:ILE:HD11	0.52	2.35	4	1
1:A:1229:LEU:HD13	1:B:1229:LEU:HD22	0.51	1.81	2	1
1:B:1225:ILE:HD13	1:C:1225:ILE:HB	0.51	1.83	4	1
1:B:1229:LEU:HD11	1:C:1226:ALA:HA	0.51	1.82	11	4
1:B:1229:LEU:HD13	1:C:1229:LEU:HD13	0.51	1.83	6	2
1:C:1225:ILE:HG22	1:C:1229:LEU:HD12	0.50	1.84	4	1
1:C:1224:LEU:O	1:C:1228:VAL:HG23	0.50	2.07	13	4
1:B:1229:LEU:O	1:B:1232:ILE:HG22	0.50	2.07	9	1
1:A:1225:ILE:HD11	1:B:1221:ILE:HG22	0.49	1.84	5	1
1:A:1220:PHE:O	1:A:1224:LEU:HD13	0.49	2.08	8	1
1:A:1225:ILE:HD12	1:C:1225:ILE:HD13	0.49	1.85	9	1
1:B:1233:LEU:O	1:B:1233:LEU:HD13	0.49	2.07	12	2
1:A:1221:ILE:HD11	1:B:1218:LEU:HB3	0.48	1.84	2	2
1:A:1225:ILE:HB	1:C:1225:ILE:HG21	0.48	1.85	10	2
1:B:1225:ILE:CD1	1:C:1225:ILE:HD12	0.48	2.38	4	1
1:C:1223:GLY:O	1:C:1227:ILE:HG23	0.48	2.08	12	1
1:A:1226:ALA:HA	1:C:1229:LEU:HD11	0.47	1.87	6	1
1:A:1224:LEU:O	1:A:1227:ILE:HG22	0.47	2.10	10	1
1:B:1229:LEU:HD21	1:C:1226:ALA:HA	0.47	1.86	12	1
1:B:1233:LEU:HD12	1:C:1233:LEU:HD11	0.46	1.87	8	1
1:B:1233:LEU:HD13	1:B:1233:LEU:C	0.46	2.31	6	1
1:B:1223:GLY:O	1:B:1227:ILE:HG23	0.46	2.10	5	2

Continued on next page...

Continued from previous page...

Atom-1	Atom-2	Clash(Å)	Distance(Å)	Models	
				Worst	Total
1:C:1224:LEU:O	1:C:1227:ILE:HG22	0.46	2.11	6	2
1:A:1218:LEU:HD12	1:C:1221:ILE:HD11	0.45	1.88	6	1
1:B:1233:LEU:HD12	1:C:1233:LEU:CD1	0.45	2.42	8	1
1:C:1233:LEU:HD23	1:C:1233:LEU:O	0.45	2.12	11	1
1:A:1226:ALA:O	1:A:1230:VAL:HG22	0.45	2.11	13	2
1:B:1221:ILE:HD11	1:C:1218:LEU:HB3	0.44	1.89	14	1
1:A:1223:GLY:O	1:A:1227:ILE:HG23	0.44	2.13	12	1
1:A:1218:LEU:HD22	1:C:1221:ILE:CD1	0.43	2.42	11	1
1:A:1221:ILE:CD1	1:B:1218:LEU:HD22	0.43	2.42	2	1
1:C:1229:LEU:O	1:C:1232:ILE:HG22	0.43	2.13	2	1
1:C:1233:LEU:O	1:C:1237:THR:HG22	0.43	2.14	12	1
1:A:1218:LEU:C	1:A:1218:LEU:HD23	0.42	2.35	14	1
1:B:1221:ILE:HD11	1:C:1218:LEU:CD2	0.42	2.38	14	1
1:B:1224:LEU:O	1:B:1227:ILE:HG22	0.42	2.14	10	1
1:B:1218:LEU:N	1:B:1218:LEU:HD23	0.42	2.30	8	1
1:A:1233:LEU:O	1:A:1233:LEU:HD13	0.42	2.15	7	1
1:B:1237:THR:HG22	1:B:1237:THR:OXT	0.41	2.15	2	1
1:B:1233:LEU:HD23	1:B:1233:LEU:C	0.41	2.35	4	2
1:A:1229:LEU:HB2	1:C:1229:LEU:HD21	0.41	1.92	1	1
1:A:1225:ILE:HD13	1:A:1225:ILE:N	0.41	2.30	2	1
1:C:1233:LEU:C	1:C:1233:LEU:HD23	0.41	2.36	14	1
1:C:1232:ILE:C	1:C:1232:ILE:HD12	0.41	2.35	6	1
1:C:1233:LEU:O	1:C:1233:LEU:HD13	0.41	2.16	6	1
1:A:1233:LEU:C	1:A:1233:LEU:HD23	0.41	2.36	9	1
1:A:1221:ILE:HG22	1:C:1225:ILE:CD1	0.41	2.43	1	1
1:B:1224:LEU:O	1:B:1228:VAL:HG23	0.41	2.17	3	1
1:A:1220:PHE:CE1	1:A:1224:LEU:HD11	0.41	2.51	11	1
1:A:1233:LEU:HD21	1:C:1233:LEU:HD12	0.40	1.93	5	1
1:A:1232:ILE:C	1:A:1232:ILE:HD12	0.40	2.36	14	1
1:A:1223:GLY:O	1:A:1227:ILE:HG22	0.40	2.17	1	1

6.3 Torsion angles [i](#)

6.3.1 Protein backbone [i](#)

In the following table, the Percentiles column shows the percent Ramachandran outliers of the chain as a percentile score with respect to all PDB entries followed by that with respect to all NMR entries. The Analysed column shows the number of residues for which the backbone conformation was analysed and the total number of residues.

Mol	Chain	Analysed	Favoured	Allowed	Outliers	Percentiles	
1	A	19/21 (90%)	19±0 (100±0%)	0±0 (0±0%)	0±0 (0±0%)	100	100
1	B	19/21 (90%)	19±0 (100±0%)	0±0 (0±0%)	0±0 (0±0%)	100	100
1	C	19/21 (90%)	19±0 (100±0%)	0±0 (0±0%)	0±0 (0±0%)	100	100
All	All	798/882 (90%)	798 (100%)	0 (0%)	0 (0%)	100	100

There are no Ramachandran outliers.

6.3.2 Protein sidechains ⓘ

In the following table, the Percentiles column shows the percent sidechain outliers of the chain as a percentile score with respect to all PDB entries followed by that with respect to all NMR entries. The Analysed column shows the number of residues for which the sidechain conformation was analysed and the total number of residues.

Mol	Chain	Analysed	Rotameric	Outliers	Percentiles	
1	A	17/17 (100%)	16±1 (93±6%)	1±1 (7±6%)	15	65
1	B	17/17 (100%)	16±1 (93±6%)	1±1 (7±6%)	15	65
1	C	17/17 (100%)	16±1 (94±7%)	1±1 (6±7%)	17	69
All	All	714/714 (100%)	665 (93%)	49 (7%)	15	66

All 27 unique residues with a non-rotameric sidechain are listed below. They are sorted by the frequency of occurrence in the ensemble.

Mol	Chain	Res	Type	Models (Total)
1	A	1232	ILE	4
1	C	1217	TRP	4
1	B	1232	ILE	4
1	B	1229	LEU	4
1	A	1217	TRP	3
1	A	1229	LEU	3
1	B	1236	SER	2
1	C	1221	ILE	2
1	A	1235	SER	2
1	C	1232	ILE	2
1	C	1233	LEU	2
1	B	1233	LEU	2
1	A	1225	ILE	1
1	C	1218	LEU	1
1	B	1218	LEU	1
1	A	1221	ILE	1

Continued on next page...

Continued from previous page...

Mol	Chain	Res	Type	Models (Total)
1	B	1234	LEU	1
1	C	1229	LEU	1
1	A	1233	LEU	1
1	C	1236	SER	1
1	A	1224	LEU	1
1	B	1217	TRP	1
1	B	1235	SER	1
1	C	1224	LEU	1
1	C	1234	LEU	1
1	B	1221	ILE	1
1	A	1234	LEU	1

6.3.3 RNA [i](#)

There are no RNA molecules in this entry.

6.4 Non-standard residues in protein, DNA, RNA chains [i](#)

There are no non-standard protein/DNA/RNA residues in this entry.

6.5 Carbohydrates [i](#)

There are no oligosaccharides in this entry.

6.6 Ligand geometry [i](#)

There are no ligands in this entry.

6.7 Other polymers [i](#)

There are no such molecules in this entry.

6.8 Polymer linkage issues [i](#)

There are no chain breaks in this entry.

7 Chemical shift validation

The completeness of assignment taking into account all chemical shift lists is 9% for the well-defined parts and 9% for the entire structure.

7.1 Chemical shift list 1

File name: `working_cs.cif`

Chemical shift list name: `bmrbl.txt`

7.1.1 Bookkeeping

The following table shows the results of parsing the chemical shift list and reports the number of nuclei with statistically unusual chemical shifts.

Total number of shifts	81
Number of shifts mapped to atoms	81
Number of unparsed shifts	0
Number of shifts with mapping errors	0
Number of shifts with mapping warnings	0
Number of shift outliers (ShiftChecker)	0

7.1.2 Chemical shift referencing

No chemical shift referencing corrections were calculated (not enough data).

7.1.3 Completeness of resonance assignments

The following table shows the completeness of the chemical shift assignments for the well-defined regions of the structure. The overall completeness is 9%, i.e. 81 atoms were assigned a chemical shift out of a possible 894. 0 out of 21 assigned methyl groups (LEU and VAL) were assigned stereospecifically.

	Total	¹ H	¹³ C	¹⁵ N
Backbone	81/321 (25%)	20/132 (15%)	41/126 (33%)	20/63 (32%)
Sidechain	0/507 (0%)	0/351 (0%)	0/156 (0%)	0/0 (—%)
Aromatic	0/66 (0%)	0/33 (0%)	0/30 (0%)	0/3 (0%)
Overall	81/894 (9%)	20/516 (4%)	41/312 (13%)	20/66 (30%)

The following table shows the completeness of the chemical shift assignments for the full structure. The overall completeness is 9%, i.e. 81 atoms were assigned a chemical shift out of a possible 894. 0 out of 21 assigned methyl groups (LEU and VAL) were assigned stereospecifically.

	Total	¹ H	¹³ C	¹⁵ N
Backbone	81/321 (25%)	20/132 (15%)	41/126 (33%)	20/63 (32%)
Sidechain	0/507 (0%)	0/351 (0%)	0/156 (0%)	0/0 (—%)
Aromatic	0/66 (0%)	0/33 (0%)	0/30 (0%)	0/3 (0%)
Overall	81/894 (9%)	20/516 (4%)	41/312 (13%)	20/66 (30%)

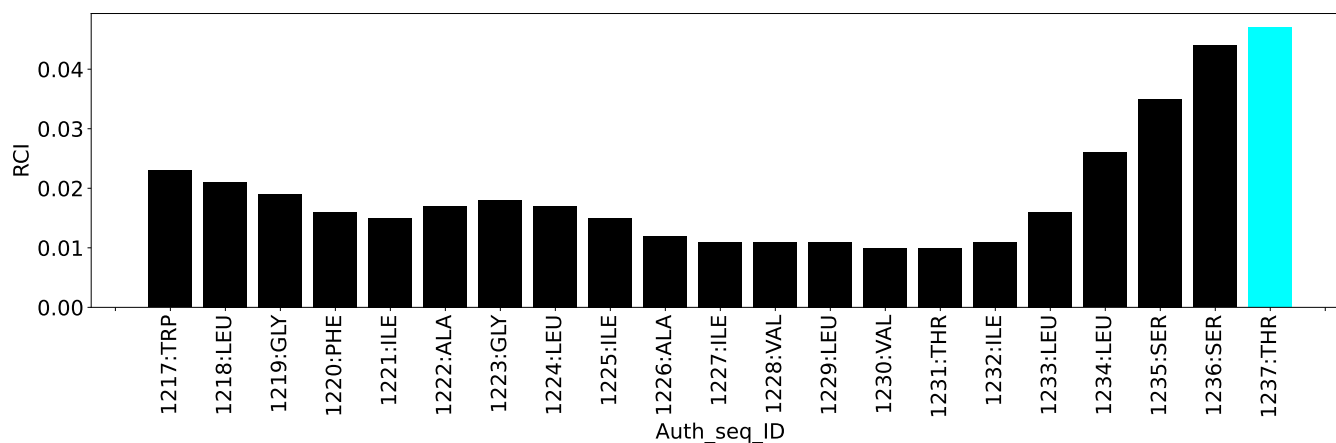
7.1.4 Statistically unusual chemical shifts [i](#)

There are no statistically unusual chemical shifts.

7.1.5 Random Coil Index (RCI) plots [i](#)

The image below reports *random coil index* values for the protein chains in the structure. The height of each bar gives a probability of a given residue to be disordered, as predicted from the available chemical shifts and the amino acid sequence. A value above 0.2 is an indication of significant predicted disorder. The colour of the bar shows whether the residue is in the well-defined core (black) or in the ill-defined residue ranges (cyan), as described in section 2 on ensemble composition. If well-defined core and ill-defined regions are not identified then it is shown as gray bars.

Random coil index (RCI) for chain A:



8 NMR restraints analysis

8.1 Conformationally restricting restraints

The following table provides the summary of experimentally observed NMR restraints in different categories. Restraints are classified into different categories based on the sequence separation of the atoms involved.

Description	Value
Total distance restraints	477
Intra-residue ($ i-j =0$)	84
Sequential ($ i-j =1$)	159
Medium range ($ i-j >1$ and $ i-j <5$)	138
Long range ($ i-j \geq 5$)	0
Inter-chain	0
Hydrogen bond restraints	96
Disulfide bond restraints	0
Total dihedral-angle restraints	38
Number of unmapped restraints	0
Number of restraints per residue	8.2
Number of long range restraints per residue ¹	0.0

¹Long range hydrogen bonds and disulfide bonds are counted as long range restraints while calculating the number of long range restraints per residue

8.2 Residual restraint violations

This section provides the overview of the restraint violations analysis. The violations are binned as small, medium and large violations based on its absolute value. Average number of violations per model is calculated by dividing the total number of violations in each bin by the size of the ensemble.

8.2.1 Average number of distance violations per model

Distance violations less than 0.1 Å are not included in the calculation.

Bins (Å)	Average number of violations per model	Max (Å)
0.1-0.2 (Small)	32.8	0.2
0.2-0.5 (Medium)	25.3	0.5
>0.5 (Large)	36.9	6.43

8.2.2 Average number of dihedral-angle violations per model [i](#)

Dihedral-angle violations less than 1° are not included in the calculation.

Bins (°)	Average number of violations per model	Max (°)
1.0-10.0 (Small)	0.4	1.31
10.0-20.0 (Medium)	None	None
>20.0 (Large)	None	None

9 Distance violation analysis ⓘ

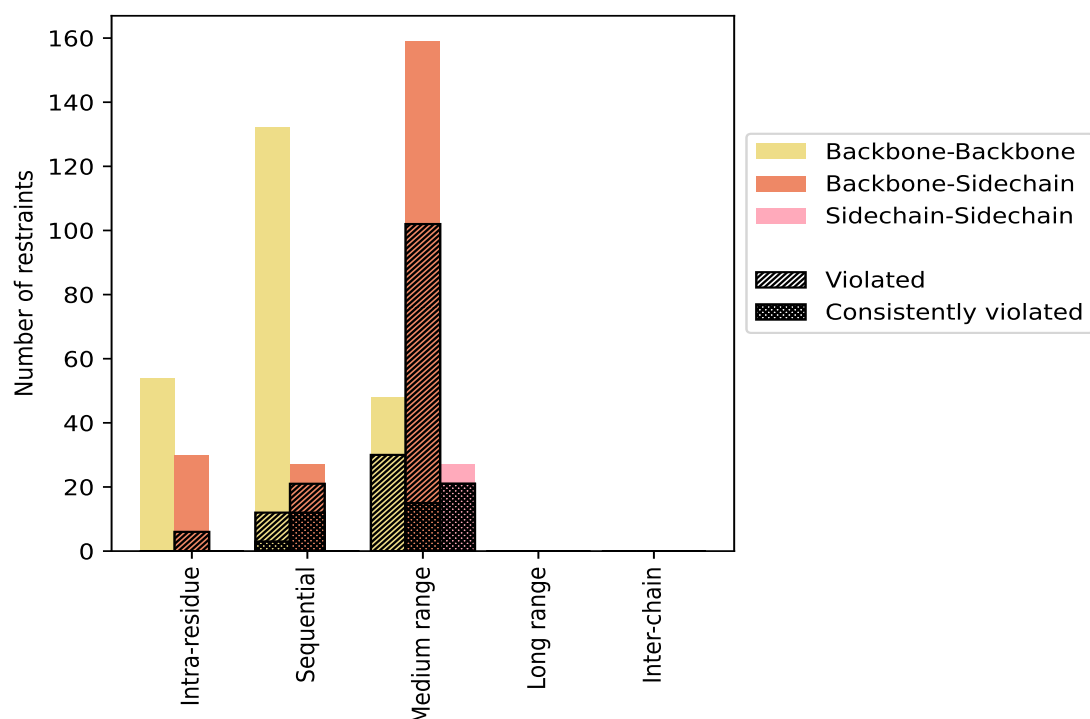
9.1 Summary of distance violations ⓘ

The following table shows the summary of distance violations in different restraint categories based on the sequence separation of the atoms involved. Each category is further sub-divided into three sub-categories based on the atoms involved. Violations less than 0.1 Å are not included in the statistics.

Restrains type	Count	% ¹	Violated ³			Consistently Violated ⁴		
			Count	% ²	% ¹	Count	% ²	% ¹
Intra-residue ($i-j =0$)	84	17.6	6	7.1	1.3	0	0.0	0.0
Backbone-Backbone	54	11.3	0	0.0	0.0	0	0.0	0.0
Backbone-Sidechain	30	6.3	6	20.0	1.3	0	0.0	0.0
Sidechain-Sidechain	0	0.0	0	0.0	0.0	0	0.0	0.0
Sequential ($i-j =1$)	159	33.3	33	20.8	6.9	15	9.4	3.1
Backbone-Backbone	132	27.7	12	9.1	2.5	3	2.3	0.6
Backbone-Sidechain	27	5.7	21	77.8	4.4	12	44.4	2.5
Sidechain-Sidechain	0	0.0	0	0.0	0.0	0	0.0	0.0
Medium range ($i-j >1$ & $i-j <5$)	138	28.9	108	78.3	22.6	33	23.9	6.9
Backbone-Backbone	48	10.1	30	62.5	6.3	0	0.0	0.0
Backbone-Sidechain	63	13.2	57	90.5	11.9	12	19.0	2.5
Sidechain-Sidechain	27	5.7	21	77.8	4.4	21	77.8	4.4
Long range ($i-j \geq 5$)	0	0.0	0	0.0	0.0	0	0.0	0.0
Backbone-Backbone	0	0.0	0	0.0	0.0	0	0.0	0.0
Backbone-Sidechain	0	0.0	0	0.0	0.0	0	0.0	0.0
Sidechain-Sidechain	0	0.0	0	0.0	0.0	0	0.0	0.0
Inter-chain	0	0.0	0	0.0	0.0	0	0.0	0.0
Backbone-Backbone	0	0.0	0	0.0	0.0	0	0.0	0.0
Backbone-Sidechain	0	0.0	0	0.0	0.0	0	0.0	0.0
Sidechain-Sidechain	0	0.0	0	0.0	0.0	0	0.0	0.0
Hydrogen bond	96	20.1	45	46.9	9.4	3	3.1	0.6
Disulfide bond	0	0.0	0	0.0	0.0	0	0.0	0.0
Total	477	100.0	192	40.3	40.3	51	10.7	10.7
Backbone-Backbone	234	49.1	42	17.9	8.8	3	1.3	0.6
Backbone-Sidechain	216	45.3	129	59.7	27.0	27	12.5	5.7
Sidechain-Sidechain	27	5.7	21	77.8	4.4	21	77.8	4.4

¹ percentage calculated with respect to the total number of distance restraints, ² percentage calculated with respect to the number of restraints in a particular restraint category, ³ violated in at least one model, ⁴ violated in all the models

9.1.1 Bar chart : Distribution of distance restraints and violations [i](#)



Violated and consistently violated restraints are shown using different hatch patterns in their respective categories. The hydrogen bonds and disulfied bonds are counted in their appropriate category on the x-axis

9.2 Distance violation statistics for each model [i](#)

The following table provides the distance violation statistics for each model in the ensemble. Violations less than 0.1 Å are not included in the statistics.

Model ID	Number of violations						Mean (Å)	Max (Å)	SD ⁶ (Å)	Median (Å)
	IR ¹	SQ ²	MR ³	LR ⁴	IC ⁵	Total				
1	3	21	78	0	0	102	0.87	6.17	1.23	0.29
2	3	21	63	0	0	87	0.96	6.26	1.32	0.21
3	0	18	81	0	0	99	0.86	6.32	1.27	0.2
4	6	18	75	0	0	99	0.84	5.89	1.17	0.28
5	3	24	72	0	0	99	0.84	5.24	1.11	0.32
6	3	24	63	0	0	90	1.06	6.37	1.4	0.38
7	3	30	84	0	0	117	0.88	6.18	1.22	0.25
8	3	18	81	0	0	102	0.96	6.2	1.26	0.32
9	3	27	75	0	0	105	0.94	5.17	1.14	0.25
10	0	30	66	0	0	96	0.8	4.67	1.01	0.34

Continued on next page...

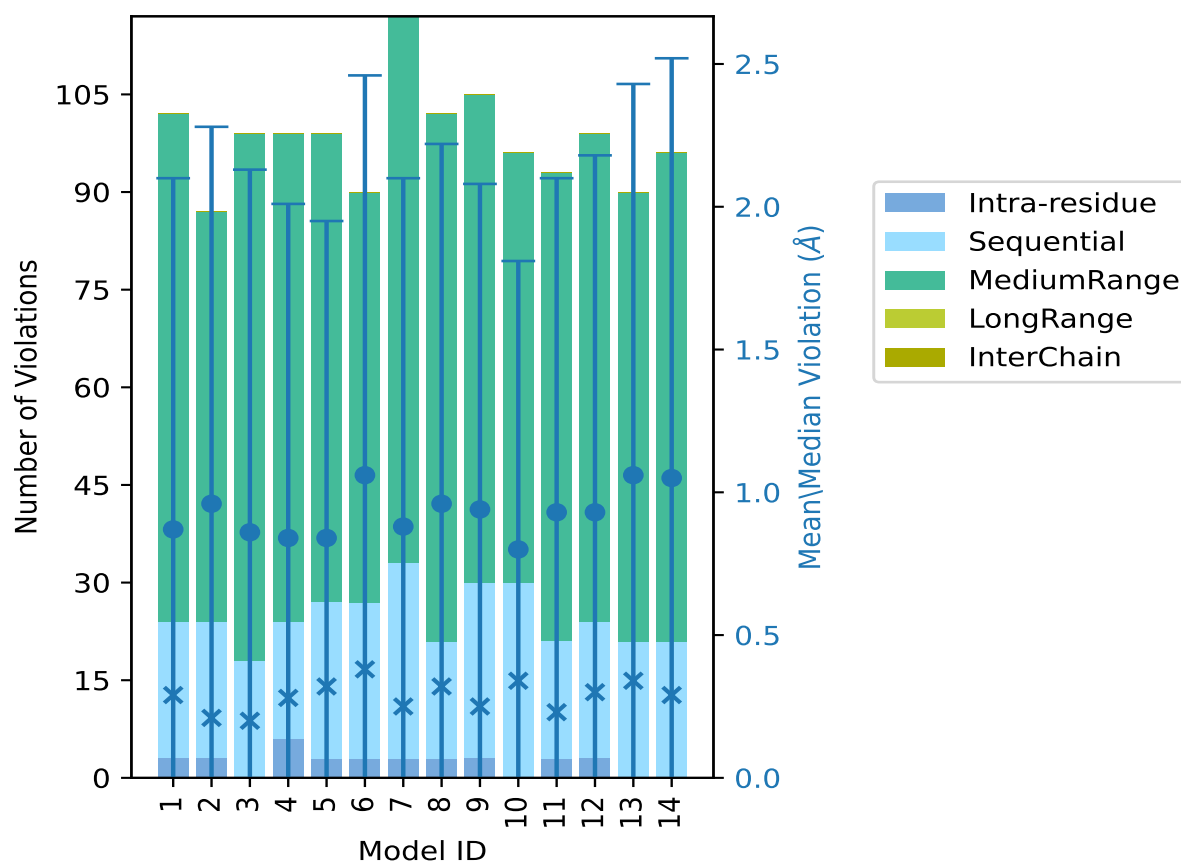
Continued from previous page...

Model ID	Number of violations						Mean (Å)	Max (Å)	SD ⁶ (Å)	Median (Å)
	IR ¹	SQ ²	MR ³	LR ⁴	IC ⁵	Total				
11	3	18	72	0	0	93	0.93	5.12	1.17	0.23
12	3	21	75	0	0	99	0.93	6.2	1.25	0.3
13	0	21	69	0	0	90	1.06	5.86	1.37	0.34
14	0	21	75	0	0	96	1.05	6.43	1.47	0.29

¹Intra-residue restraints, ²Sequential restraints, ³Medium range restraints, ⁴Long range restraints,

⁵Inter-chain restraints, ⁶Standard deviation

9.2.1 Bar graph : Distance Violation statistics for each model [i](#)



The mean(dot),median(x) and the standard deviation are shown in blue with respect to the y axis on the right

9.3 Distance violation statistics for the ensemble [i](#)

Violation analysis may find that some restraints are violated in few models and some are violated in most of models. The following table provides this information as number of violated restraints

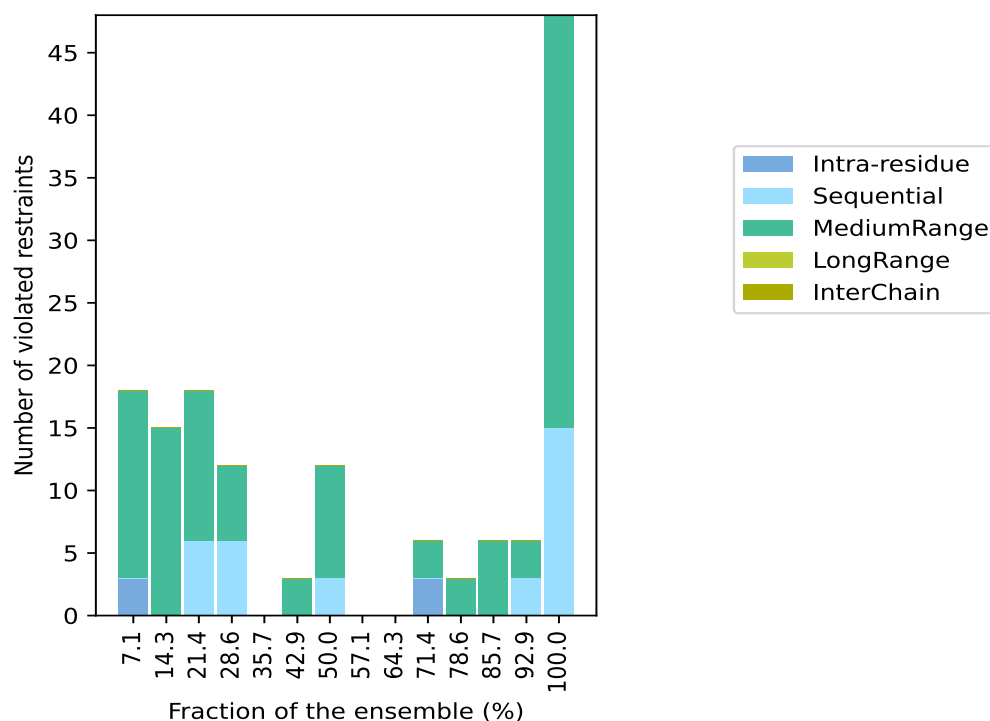
for a given fraction of the ensemble. In total, 234(IR:78, SQ:126, MR:30, LR:0, IC:0) restraints are not violated in the ensemble.

Number of violated restraints						Fraction of the ensemble	
IR ¹	SQ ²	MR ³	LR ⁴	IC ⁵	Total	Count ⁶	%
3	0	15	0	0	18	1	7.1
0	0	15	0	0	15	2	14.3
0	6	12	0	0	18	3	21.4
0	6	6	0	0	12	4	28.6
0	0	0	0	0	0	5	35.7
0	0	3	0	0	3	6	42.9
0	3	9	0	0	12	7	50.0
0	0	0	0	0	0	8	57.1
0	0	0	0	0	0	9	64.3
3	0	3	0	0	6	10	71.4
0	0	3	0	0	3	11	78.6
0	0	6	0	0	6	12	85.7
0	3	3	0	0	6	13	92.9
0	15	33	0	0	48	14	100.0

¹Intra-residue restraints, ²Sequential restraints, ³Medium range restraints, ⁴Long range restraints,

⁵Inter-chain restraints, ⁶ Number of models with violations

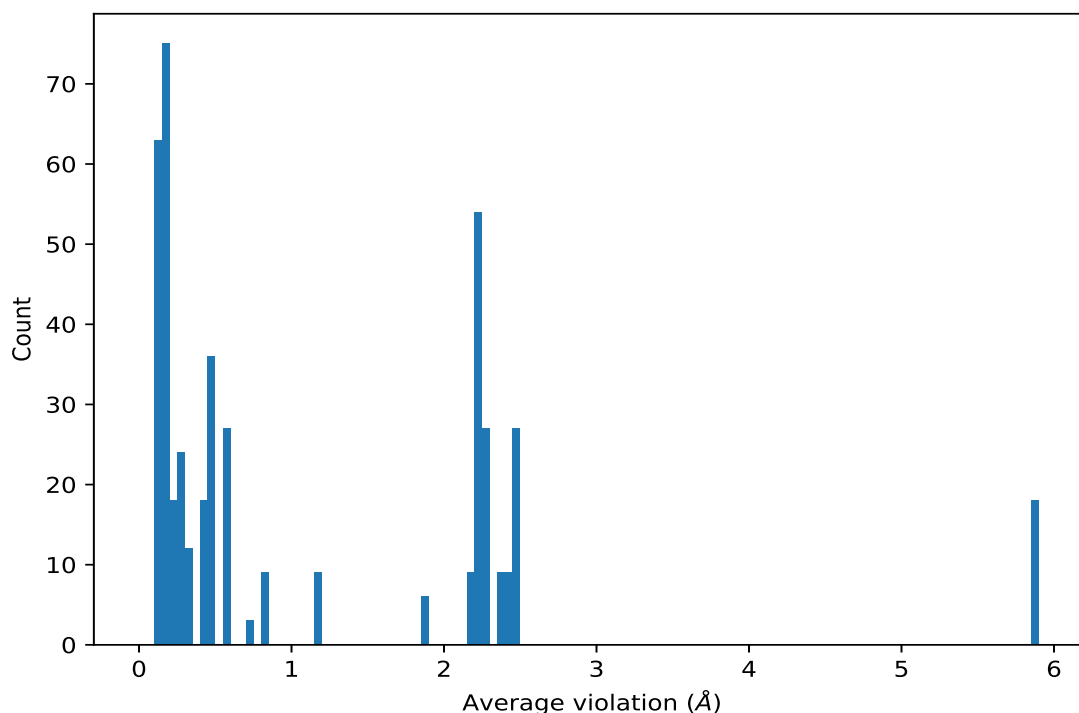
9.3.1 Bar graph : Distance violation statistics for the ensemble ⓘ



9.4 Most violated distance restraints in the ensemble [i](#)

9.4.1 Histogram : Distribution of mean distance violations [i](#)

The following histogram shows the distribution of the average value of the violation. The average is calculated for each restraint that is violated in more than one model over all the violated models in the ensemble



9.4.2 Table: Most violated distance restraints [i](#)

The following table provides the mean and the standard deviation of the violation for each restraint sorted by number of violated models and the mean value. The Key (restraint list ID, restraint ID) is the unique identifier for a given restraint. Rows with same key represent combinatorial or ambiguous restraints and are counted as a single restraint.

Key	Atom-1	Atom-2	Models ¹	Mean (Å)	SD ¹ (Å)	Median (Å)
(1,325)	1:1218:B:LEU:HD11	1:1220:B:PHE:HE1	14	5.86	0.55	6.18
(1,325)	1:1218:B:LEU:HD11	1:1220:B:PHE:HE2	14	5.86	0.55	6.18
(1,325)	1:1218:B:LEU:HD12	1:1220:B:PHE:HE1	14	5.86	0.55	6.18
(1,325)	1:1218:B:LEU:HD12	1:1220:B:PHE:HE2	14	5.86	0.55	6.18
(1,325)	1:1218:B:LEU:HD13	1:1220:B:PHE:HE1	14	5.86	0.55	6.18
(1,325)	1:1218:B:LEU:HD13	1:1220:B:PHE:HE2	14	5.86	0.55	6.18
(1,326)	1:1218:B:LEU:HD11	1:1220:B:PHE:HE1	14	5.86	0.55	6.18
(1,326)	1:1218:B:LEU:HD11	1:1220:B:PHE:HE2	14	5.86	0.55	6.18
(1,326)	1:1218:B:LEU:HD12	1:1220:B:PHE:HE1	14	5.86	0.55	6.18

Continued on next page...

Continued from previous page...

Key	Atom-1	Atom-2	Models ¹	Mean (Å)	SD ¹ (Å)	Median (Å)
(1,326)	1:1218:B:LEU:HD12	1:1220:B:PHE:HE2	14	5.86	0.55	6.18
(1,326)	1:1218:B:LEU:HD13	1:1220:B:PHE:HE1	14	5.86	0.55	6.18
(1,326)	1:1218:B:LEU:HD13	1:1220:B:PHE:HE2	14	5.86	0.55	6.18
(1,327)	1:1218:B:LEU:HD11	1:1220:B:PHE:HE1	14	5.86	0.55	6.18
(1,327)	1:1218:B:LEU:HD11	1:1220:B:PHE:HE2	14	5.86	0.55	6.18
(1,327)	1:1218:B:LEU:HD12	1:1220:B:PHE:HE1	14	5.86	0.55	6.18
(1,327)	1:1218:B:LEU:HD12	1:1220:B:PHE:HE2	14	5.86	0.55	6.18
(1,327)	1:1218:B:LEU:HD13	1:1220:B:PHE:HE1	14	5.86	0.55	6.18
(1,327)	1:1218:B:LEU:HD13	1:1220:B:PHE:HE2	14	5.86	0.55	6.18
(1,361)	1:1228:B:VAL:HG11	1:1226:B:ALA:HB1	14	2.48	0.23	2.52
(1,361)	1:1228:B:VAL:HG11	1:1226:B:ALA:HB2	14	2.48	0.23	2.52
(1,361)	1:1228:B:VAL:HG11	1:1226:B:ALA:HB3	14	2.48	0.23	2.52
(1,361)	1:1228:B:VAL:HG12	1:1226:B:ALA:HB1	14	2.48	0.23	2.52
(1,361)	1:1228:B:VAL:HG12	1:1226:B:ALA:HB2	14	2.48	0.23	2.52
(1,361)	1:1228:B:VAL:HG12	1:1226:B:ALA:HB3	14	2.48	0.23	2.52
(1,361)	1:1228:B:VAL:HG13	1:1226:B:ALA:HB1	14	2.48	0.23	2.52
(1,361)	1:1228:B:VAL:HG13	1:1226:B:ALA:HB2	14	2.48	0.23	2.52
(1,361)	1:1228:B:VAL:HG13	1:1226:B:ALA:HB3	14	2.48	0.23	2.52
(1,362)	1:1228:B:VAL:HG11	1:1226:B:ALA:HB1	14	2.48	0.23	2.52
(1,362)	1:1228:B:VAL:HG11	1:1226:B:ALA:HB2	14	2.48	0.23	2.52
(1,362)	1:1228:B:VAL:HG11	1:1226:B:ALA:HB3	14	2.48	0.23	2.52
(1,362)	1:1228:B:VAL:HG12	1:1226:B:ALA:HB1	14	2.48	0.23	2.52
(1,362)	1:1228:B:VAL:HG12	1:1226:B:ALA:HB2	14	2.48	0.23	2.52
(1,362)	1:1228:B:VAL:HG12	1:1226:B:ALA:HB3	14	2.48	0.23	2.52
(1,362)	1:1228:B:VAL:HG13	1:1226:B:ALA:HB1	14	2.48	0.23	2.52
(1,362)	1:1228:B:VAL:HG13	1:1226:B:ALA:HB2	14	2.48	0.23	2.52
(1,362)	1:1228:B:VAL:HG13	1:1226:B:ALA:HB3	14	2.48	0.23	2.52
(1,363)	1:1228:B:VAL:HG11	1:1226:B:ALA:HB1	14	2.48	0.23	2.52
(1,363)	1:1228:B:VAL:HG11	1:1226:B:ALA:HB2	14	2.48	0.23	2.52
(1,363)	1:1228:B:VAL:HG11	1:1226:B:ALA:HB3	14	2.48	0.23	2.52
(1,363)	1:1228:B:VAL:HG12	1:1226:B:ALA:HB1	14	2.48	0.23	2.52
(1,363)	1:1228:B:VAL:HG12	1:1226:B:ALA:HB2	14	2.48	0.23	2.52
(1,363)	1:1228:B:VAL:HG12	1:1226:B:ALA:HB3	14	2.48	0.23	2.52
(1,363)	1:1228:B:VAL:HG13	1:1226:B:ALA:HB1	14	2.48	0.23	2.52
(1,363)	1:1228:B:VAL:HG13	1:1226:B:ALA:HB2	14	2.48	0.23	2.52
(1,363)	1:1228:B:VAL:HG13	1:1226:B:ALA:HB3	14	2.48	0.23	2.52
(1,340)	1:1223:B:GLY:H	1:1225:B:ILE:HG21	14	2.41	0.09	2.4
(1,340)	1:1223:B:GLY:H	1:1225:B:ILE:HG22	14	2.41	0.09	2.4
(1,340)	1:1223:B:GLY:H	1:1225:B:ILE:HG23	14	2.41	0.09	2.4
(1,341)	1:1223:B:GLY:H	1:1225:B:ILE:HG21	14	2.41	0.09	2.4
(1,341)	1:1223:B:GLY:H	1:1225:B:ILE:HG22	14	2.41	0.09	2.4
(1,341)	1:1223:B:GLY:H	1:1225:B:ILE:HG23	14	2.41	0.09	2.4

Continued on next page...

Continued from previous page...

Key	Atom-1	Atom-2	Models ¹	Mean (Å)	SD ¹ (Å)	Median (Å)
(1,342)	1:1223:B:GLY:H	1:1225:B:ILE:HG21	14	2.41	0.09	2.4
(1,342)	1:1223:B:GLY:H	1:1225:B:ILE:HG22	14	2.41	0.09	2.4
(1,342)	1:1223:B:GLY:H	1:1225:B:ILE:HG23	14	2.41	0.09	2.4
(1,373)	1:1229:B:LEU:HD21	1:1227:B:ILE:HA	14	2.39	0.09	2.38
(1,373)	1:1229:B:LEU:HD22	1:1227:B:ILE:HA	14	2.39	0.09	2.38
(1,373)	1:1229:B:LEU:HD23	1:1227:B:ILE:HA	14	2.39	0.09	2.38
(1,374)	1:1229:B:LEU:HD21	1:1227:B:ILE:HA	14	2.39	0.09	2.38
(1,374)	1:1229:B:LEU:HD22	1:1227:B:ILE:HA	14	2.39	0.09	2.38
(1,374)	1:1229:B:LEU:HD23	1:1227:B:ILE:HA	14	2.39	0.09	2.38
(1,375)	1:1229:B:LEU:HD21	1:1227:B:ILE:HA	14	2.39	0.09	2.38
(1,375)	1:1229:B:LEU:HD22	1:1227:B:ILE:HA	14	2.39	0.09	2.38
(1,375)	1:1229:B:LEU:HD23	1:1227:B:ILE:HA	14	2.39	0.09	2.38
(1,367)	1:1229:B:LEU:HD21	1:1226:B:ALA:HB1	14	2.27	0.22	2.33
(1,367)	1:1229:B:LEU:HD21	1:1226:B:ALA:HB2	14	2.27	0.22	2.33
(1,367)	1:1229:B:LEU:HD21	1:1226:B:ALA:HB3	14	2.27	0.22	2.33
(1,367)	1:1229:B:LEU:HD22	1:1226:B:ALA:HB1	14	2.27	0.22	2.33
(1,367)	1:1229:B:LEU:HD22	1:1226:B:ALA:HB2	14	2.27	0.22	2.33
(1,367)	1:1229:B:LEU:HD22	1:1226:B:ALA:HB3	14	2.27	0.22	2.33
(1,367)	1:1229:B:LEU:HD23	1:1226:B:ALA:HB1	14	2.27	0.22	2.33
(1,367)	1:1229:B:LEU:HD23	1:1226:B:ALA:HB2	14	2.27	0.22	2.33
(1,367)	1:1229:B:LEU:HD23	1:1226:B:ALA:HB3	14	2.27	0.22	2.33
(1,368)	1:1229:B:LEU:HD21	1:1226:B:ALA:HB1	14	2.27	0.22	2.33
(1,368)	1:1229:B:LEU:HD21	1:1226:B:ALA:HB2	14	2.27	0.22	2.33
(1,368)	1:1229:B:LEU:HD21	1:1226:B:ALA:HB3	14	2.27	0.22	2.33
(1,368)	1:1229:B:LEU:HD22	1:1226:B:ALA:HB1	14	2.27	0.22	2.33
(1,368)	1:1229:B:LEU:HD22	1:1226:B:ALA:HB2	14	2.27	0.22	2.33
(1,368)	1:1229:B:LEU:HD22	1:1226:B:ALA:HB3	14	2.27	0.22	2.33
(1,368)	1:1229:B:LEU:HD23	1:1226:B:ALA:HB1	14	2.27	0.22	2.33
(1,368)	1:1229:B:LEU:HD23	1:1226:B:ALA:HB2	14	2.27	0.22	2.33
(1,368)	1:1229:B:LEU:HD23	1:1226:B:ALA:HB3	14	2.27	0.22	2.33
(1,369)	1:1229:B:LEU:HD21	1:1226:B:ALA:HB1	14	2.27	0.22	2.33
(1,369)	1:1229:B:LEU:HD21	1:1226:B:ALA:HB2	14	2.27	0.22	2.33
(1,369)	1:1229:B:LEU:HD21	1:1226:B:ALA:HB3	14	2.27	0.22	2.33
(1,369)	1:1229:B:LEU:HD22	1:1226:B:ALA:HB1	14	2.27	0.22	2.33
(1,369)	1:1229:B:LEU:HD22	1:1226:B:ALA:HB2	14	2.27	0.22	2.33
(1,369)	1:1229:B:LEU:HD22	1:1226:B:ALA:HB3	14	2.27	0.22	2.33
(1,369)	1:1229:B:LEU:HD23	1:1226:B:ALA:HB1	14	2.27	0.22	2.33
(1,369)	1:1229:B:LEU:HD23	1:1226:B:ALA:HB2	14	2.27	0.22	2.33
(1,369)	1:1229:B:LEU:HD23	1:1226:B:ALA:HB3	14	2.27	0.22	2.33
(1,322)	1:1218:B:LEU:HD11	1:1221:B:ILE:HD11	14	2.23	0.83	2.27
(1,322)	1:1218:B:LEU:HD11	1:1221:B:ILE:HD12	14	2.23	0.83	2.27
(1,322)	1:1218:B:LEU:HD11	1:1221:B:ILE:HD13	14	2.23	0.83	2.27

Continued on next page...

Continued from previous page...

Key	Atom-1	Atom-2	Models ¹	Mean (Å)	SD ¹ (Å)	Median (Å)
(1,322)	1:1218:B:LEU:HD12	1:1221:B:ILE:HD11	14	2.23	0.83	2.27
(1,322)	1:1218:B:LEU:HD12	1:1221:B:ILE:HD12	14	2.23	0.83	2.27
(1,322)	1:1218:B:LEU:HD12	1:1221:B:ILE:HD13	14	2.23	0.83	2.27
(1,322)	1:1218:B:LEU:HD13	1:1221:B:ILE:HD11	14	2.23	0.83	2.27
(1,322)	1:1218:B:LEU:HD13	1:1221:B:ILE:HD12	14	2.23	0.83	2.27
(1,322)	1:1218:B:LEU:HD13	1:1221:B:ILE:HD13	14	2.23	0.83	2.27
(1,323)	1:1218:B:LEU:HD11	1:1221:B:ILE:HD11	14	2.23	0.83	2.27
(1,323)	1:1218:B:LEU:HD11	1:1221:B:ILE:HD12	14	2.23	0.83	2.27
(1,323)	1:1218:B:LEU:HD11	1:1221:B:ILE:HD13	14	2.23	0.83	2.27
(1,323)	1:1218:B:LEU:HD12	1:1221:B:ILE:HD11	14	2.23	0.83	2.27
(1,323)	1:1218:B:LEU:HD12	1:1221:B:ILE:HD12	14	2.23	0.83	2.27
(1,323)	1:1218:B:LEU:HD12	1:1221:B:ILE:HD13	14	2.23	0.83	2.27
(1,323)	1:1218:B:LEU:HD13	1:1221:B:ILE:HD11	14	2.23	0.83	2.27
(1,323)	1:1218:B:LEU:HD13	1:1221:B:ILE:HD12	14	2.23	0.83	2.27
(1,323)	1:1218:B:LEU:HD13	1:1221:B:ILE:HD13	14	2.23	0.83	2.27
(1,324)	1:1218:B:LEU:HD11	1:1221:B:ILE:HD11	14	2.23	0.83	2.27
(1,324)	1:1218:B:LEU:HD11	1:1221:B:ILE:HD12	14	2.23	0.83	2.27
(1,324)	1:1218:B:LEU:HD11	1:1221:B:ILE:HD13	14	2.23	0.83	2.27
(1,324)	1:1218:B:LEU:HD12	1:1221:B:ILE:HD11	14	2.23	0.83	2.27
(1,324)	1:1218:B:LEU:HD12	1:1221:B:ILE:HD12	14	2.23	0.83	2.27
(1,324)	1:1218:B:LEU:HD12	1:1221:B:ILE:HD13	14	2.23	0.83	2.27
(1,324)	1:1218:B:LEU:HD13	1:1221:B:ILE:HD11	14	2.23	0.83	2.27
(1,324)	1:1218:B:LEU:HD13	1:1221:B:ILE:HD12	14	2.23	0.83	2.27
(1,324)	1:1218:B:LEU:HD13	1:1221:B:ILE:HD13	14	2.23	0.83	2.27
(1,331)	1:1221:B:ILE:HD11	1:1218:B:LEU:HD11	14	2.23	0.83	2.27
(1,331)	1:1221:B:ILE:HD11	1:1218:B:LEU:HD12	14	2.23	0.83	2.27
(1,331)	1:1221:B:ILE:HD11	1:1218:B:LEU:HD13	14	2.23	0.83	2.27
(1,331)	1:1221:B:ILE:HD12	1:1218:B:LEU:HD11	14	2.23	0.83	2.27
(1,331)	1:1221:B:ILE:HD12	1:1218:B:LEU:HD12	14	2.23	0.83	2.27
(1,331)	1:1221:B:ILE:HD12	1:1218:B:LEU:HD13	14	2.23	0.83	2.27
(1,331)	1:1221:B:ILE:HD13	1:1218:B:LEU:HD11	14	2.23	0.83	2.27
(1,331)	1:1221:B:ILE:HD13	1:1218:B:LEU:HD12	14	2.23	0.83	2.27
(1,331)	1:1221:B:ILE:HD13	1:1218:B:LEU:HD13	14	2.23	0.83	2.27
(1,332)	1:1221:B:ILE:HD11	1:1218:B:LEU:HD11	14	2.23	0.83	2.27
(1,332)	1:1221:B:ILE:HD11	1:1218:B:LEU:HD12	14	2.23	0.83	2.27
(1,332)	1:1221:B:ILE:HD11	1:1218:B:LEU:HD13	14	2.23	0.83	2.27
(1,332)	1:1221:B:ILE:HD12	1:1218:B:LEU:HD11	14	2.23	0.83	2.27
(1,332)	1:1221:B:ILE:HD12	1:1218:B:LEU:HD12	14	2.23	0.83	2.27
(1,332)	1:1221:B:ILE:HD12	1:1218:B:LEU:HD13	14	2.23	0.83	2.27
(1,332)	1:1221:B:ILE:HD13	1:1218:B:LEU:HD11	14	2.23	0.83	2.27
(1,332)	1:1221:B:ILE:HD13	1:1218:B:LEU:HD12	14	2.23	0.83	2.27
(1,332)	1:1221:B:ILE:HD13	1:1218:B:LEU:HD13	14	2.23	0.83	2.27

Continued on next page...

Continued from previous page...

Key	Atom-1	Atom-2	Models ¹	Mean (Å)	SD ¹ (Å)	Median (Å)
(1,333)	1:1221:B:ILE:HD11	1:1218:B:LEU:HD11	14	2.23	0.83	2.27
(1,333)	1:1221:B:ILE:HD11	1:1218:B:LEU:HD12	14	2.23	0.83	2.27
(1,333)	1:1221:B:ILE:HD11	1:1218:B:LEU:HD13	14	2.23	0.83	2.27
(1,333)	1:1221:B:ILE:HD12	1:1218:B:LEU:HD11	14	2.23	0.83	2.27
(1,333)	1:1221:B:ILE:HD12	1:1218:B:LEU:HD12	14	2.23	0.83	2.27
(1,333)	1:1221:B:ILE:HD12	1:1218:B:LEU:HD13	14	2.23	0.83	2.27
(1,333)	1:1221:B:ILE:HD13	1:1218:B:LEU:HD11	14	2.23	0.83	2.27
(1,333)	1:1221:B:ILE:HD13	1:1218:B:LEU:HD12	14	2.23	0.83	2.27
(1,333)	1:1221:B:ILE:HD13	1:1218:B:LEU:HD13	14	2.23	0.83	2.27
(1,358)	1:1227:B:ILE:H	1:1229:B:LEU:HD21	14	2.18	0.08	2.18
(1,358)	1:1227:B:ILE:H	1:1229:B:LEU:HD22	14	2.18	0.08	2.18
(1,358)	1:1227:B:ILE:H	1:1229:B:LEU:HD23	14	2.18	0.08	2.18
(1,359)	1:1227:B:ILE:H	1:1229:B:LEU:HD21	14	2.18	0.08	2.18
(1,359)	1:1227:B:ILE:H	1:1229:B:LEU:HD22	14	2.18	0.08	2.18
(1,359)	1:1227:B:ILE:H	1:1229:B:LEU:HD23	14	2.18	0.08	2.18
(1,360)	1:1227:B:ILE:H	1:1229:B:LEU:HD21	14	2.18	0.08	2.18
(1,360)	1:1227:B:ILE:H	1:1229:B:LEU:HD22	14	2.18	0.08	2.18
(1,360)	1:1227:B:ILE:H	1:1229:B:LEU:HD23	14	2.18	0.08	2.18
(1,337)	1:1223:B:GLY:H	1:1225:B:ILE:HD11	14	1.2	0.15	1.23
(1,337)	1:1223:B:GLY:H	1:1225:B:ILE:HD12	14	1.2	0.15	1.23
(1,337)	1:1223:B:GLY:H	1:1225:B:ILE:HD13	14	1.2	0.15	1.23
(1,338)	1:1223:B:GLY:H	1:1225:B:ILE:HD11	14	1.2	0.15	1.23
(1,338)	1:1223:B:GLY:H	1:1225:B:ILE:HD12	14	1.2	0.15	1.23
(1,338)	1:1223:B:GLY:H	1:1225:B:ILE:HD13	14	1.2	0.15	1.23
(1,339)	1:1223:B:GLY:H	1:1225:B:ILE:HD11	14	1.2	0.15	1.23
(1,339)	1:1223:B:GLY:H	1:1225:B:ILE:HD12	14	1.2	0.15	1.23
(1,339)	1:1223:B:GLY:H	1:1225:B:ILE:HD13	14	1.2	0.15	1.23
(1,376)	1:1230:B:VAL:H	1:1229:B:LEU:HD21	14	0.83	0.1	0.82
(1,376)	1:1230:B:VAL:H	1:1229:B:LEU:HD22	14	0.83	0.1	0.82
(1,376)	1:1230:B:VAL:H	1:1229:B:LEU:HD23	14	0.83	0.1	0.82
(1,377)	1:1230:B:VAL:H	1:1229:B:LEU:HD21	14	0.83	0.1	0.82
(1,377)	1:1230:B:VAL:H	1:1229:B:LEU:HD22	14	0.83	0.1	0.82
(1,377)	1:1230:B:VAL:H	1:1229:B:LEU:HD23	14	0.83	0.1	0.82
(1,378)	1:1230:B:VAL:H	1:1229:B:LEU:HD21	14	0.83	0.1	0.82
(1,378)	1:1230:B:VAL:H	1:1229:B:LEU:HD22	14	0.83	0.1	0.82
(1,378)	1:1230:B:VAL:H	1:1229:B:LEU:HD23	14	0.83	0.1	0.82
(1,364)	1:1229:B:LEU:HD11	1:1226:B:ALA:HB1	14	0.59	0.11	0.59
(1,364)	1:1229:B:LEU:HD11	1:1226:B:ALA:HB2	14	0.59	0.11	0.59
(1,364)	1:1229:B:LEU:HD11	1:1226:B:ALA:HB3	14	0.59	0.11	0.59
(1,364)	1:1229:B:LEU:HD12	1:1226:B:ALA:HB1	14	0.59	0.11	0.59
(1,364)	1:1229:B:LEU:HD12	1:1226:B:ALA:HB2	14	0.59	0.11	0.59
(1,364)	1:1229:B:LEU:HD12	1:1226:B:ALA:HB3	14	0.59	0.11	0.59

Continued on next page...

Continued from previous page...

Key	Atom-1	Atom-2	Models ¹	Mean (Å)	SD ¹ (Å)	Median (Å)
(1,364)	1:1229:B:LEU:HD13	1:1226:B:ALA:HB1	14	0.59	0.11	0.59
(1,364)	1:1229:B:LEU:HD13	1:1226:B:ALA:HB2	14	0.59	0.11	0.59
(1,364)	1:1229:B:LEU:HD13	1:1226:B:ALA:HB3	14	0.59	0.11	0.59
(1,365)	1:1229:B:LEU:HD11	1:1226:B:ALA:HB1	14	0.59	0.11	0.59
(1,365)	1:1229:B:LEU:HD11	1:1226:B:ALA:HB2	14	0.59	0.11	0.59
(1,365)	1:1229:B:LEU:HD11	1:1226:B:ALA:HB3	14	0.59	0.11	0.59
(1,365)	1:1229:B:LEU:HD12	1:1226:B:ALA:HB1	14	0.59	0.11	0.59
(1,365)	1:1229:B:LEU:HD12	1:1226:B:ALA:HB2	14	0.59	0.11	0.59
(1,365)	1:1229:B:LEU:HD12	1:1226:B:ALA:HB3	14	0.59	0.11	0.59
(1,365)	1:1229:B:LEU:HD13	1:1226:B:ALA:HB1	14	0.59	0.11	0.59
(1,365)	1:1229:B:LEU:HD13	1:1226:B:ALA:HB2	14	0.59	0.11	0.59
(1,365)	1:1229:B:LEU:HD13	1:1226:B:ALA:HB3	14	0.59	0.11	0.59
(1,366)	1:1229:B:LEU:HD11	1:1226:B:ALA:HB1	14	0.59	0.11	0.59
(1,366)	1:1229:B:LEU:HD11	1:1226:B:ALA:HB2	14	0.59	0.11	0.59
(1,366)	1:1229:B:LEU:HD11	1:1226:B:ALA:HB3	14	0.59	0.11	0.59
(1,366)	1:1229:B:LEU:HD12	1:1226:B:ALA:HB1	14	0.59	0.11	0.59
(1,366)	1:1229:B:LEU:HD12	1:1226:B:ALA:HB2	14	0.59	0.11	0.59
(1,366)	1:1229:B:LEU:HD12	1:1226:B:ALA:HB3	14	0.59	0.11	0.59
(1,366)	1:1229:B:LEU:HD13	1:1226:B:ALA:HB1	14	0.59	0.11	0.59
(1,366)	1:1229:B:LEU:HD13	1:1226:B:ALA:HB2	14	0.59	0.11	0.59
(1,366)	1:1229:B:LEU:HD13	1:1226:B:ALA:HB3	14	0.59	0.11	0.59
(1,349)	1:1225:B:ILE:HD11	1:1222:B:ALA:HB1	14	0.49	0.16	0.53
(1,349)	1:1225:B:ILE:HD11	1:1222:B:ALA:HB2	14	0.49	0.16	0.53
(1,349)	1:1225:B:ILE:HD11	1:1222:B:ALA:HB3	14	0.49	0.16	0.53
(1,349)	1:1225:B:ILE:HD12	1:1222:B:ALA:HB1	14	0.49	0.16	0.53
(1,349)	1:1225:B:ILE:HD12	1:1222:B:ALA:HB2	14	0.49	0.16	0.53
(1,349)	1:1225:B:ILE:HD12	1:1222:B:ALA:HB3	14	0.49	0.16	0.53
(1,349)	1:1225:B:ILE:HD13	1:1222:B:ALA:HB1	14	0.49	0.16	0.53
(1,349)	1:1225:B:ILE:HD13	1:1222:B:ALA:HB2	14	0.49	0.16	0.53
(1,349)	1:1225:B:ILE:HD13	1:1222:B:ALA:HB3	14	0.49	0.16	0.53
(1,350)	1:1225:B:ILE:HD11	1:1222:B:ALA:HB1	14	0.49	0.16	0.53
(1,350)	1:1225:B:ILE:HD11	1:1222:B:ALA:HB2	14	0.49	0.16	0.53
(1,350)	1:1225:B:ILE:HD11	1:1222:B:ALA:HB3	14	0.49	0.16	0.53
(1,350)	1:1225:B:ILE:HD12	1:1222:B:ALA:HB1	14	0.49	0.16	0.53
(1,350)	1:1225:B:ILE:HD12	1:1222:B:ALA:HB2	14	0.49	0.16	0.53
(1,350)	1:1225:B:ILE:HD12	1:1222:B:ALA:HB3	14	0.49	0.16	0.53
(1,350)	1:1225:B:ILE:HD13	1:1222:B:ALA:HB1	14	0.49	0.16	0.53
(1,350)	1:1225:B:ILE:HD13	1:1222:B:ALA:HB2	14	0.49	0.16	0.53
(1,350)	1:1225:B:ILE:HD13	1:1222:B:ALA:HB3	14	0.49	0.16	0.53
(1,351)	1:1225:B:ILE:HD11	1:1222:B:ALA:HB1	14	0.49	0.16	0.53
(1,351)	1:1225:B:ILE:HD11	1:1222:B:ALA:HB2	14	0.49	0.16	0.53
(1,351)	1:1225:B:ILE:HD11	1:1222:B:ALA:HB3	14	0.49	0.16	0.53

Continued on next page...

Continued from previous page...

Key	Atom-1	Atom-2	Models ¹	Mean (Å)	SD ¹ (Å)	Median (Å)
(1,351)	1:1225:B:ILE:HD12	1:1222:B:ALA:HB1	14	0.49	0.16	0.53
(1,351)	1:1225:B:ILE:HD12	1:1222:B:ALA:HB2	14	0.49	0.16	0.53
(1,351)	1:1225:B:ILE:HD12	1:1222:B:ALA:HB3	14	0.49	0.16	0.53
(1,351)	1:1225:B:ILE:HD13	1:1222:B:ALA:HB1	14	0.49	0.16	0.53
(1,351)	1:1225:B:ILE:HD13	1:1222:B:ALA:HB2	14	0.49	0.16	0.53
(1,351)	1:1225:B:ILE:HD13	1:1222:B:ALA:HB3	14	0.49	0.16	0.53
(1,355)	1:1226:B:ALA:H	1:1225:B:ILE:HD11	14	0.4	0.06	0.4
(1,355)	1:1226:B:ALA:H	1:1225:B:ILE:HD12	14	0.4	0.06	0.4
(1,355)	1:1226:B:ALA:H	1:1225:B:ILE:HD13	14	0.4	0.06	0.4
(1,356)	1:1226:B:ALA:H	1:1225:B:ILE:HD11	14	0.4	0.06	0.4
(1,356)	1:1226:B:ALA:H	1:1225:B:ILE:HD12	14	0.4	0.06	0.4
(1,356)	1:1226:B:ALA:H	1:1225:B:ILE:HD13	14	0.4	0.06	0.4
(1,357)	1:1226:B:ALA:H	1:1225:B:ILE:HD11	14	0.4	0.06	0.4
(1,357)	1:1226:B:ALA:H	1:1225:B:ILE:HD12	14	0.4	0.06	0.4
(1,357)	1:1226:B:ALA:H	1:1225:B:ILE:HD13	14	0.4	0.06	0.4
(1,352)	1:1225:B:ILE:HG21	1:1226:B:ALA:HA	14	0.3	0.08	0.29
(1,352)	1:1225:B:ILE:HG22	1:1226:B:ALA:HA	14	0.3	0.08	0.29
(1,352)	1:1225:B:ILE:HG23	1:1226:B:ALA:HA	14	0.3	0.08	0.29
(1,353)	1:1225:B:ILE:HG21	1:1226:B:ALA:HA	14	0.3	0.08	0.29
(1,353)	1:1225:B:ILE:HG22	1:1226:B:ALA:HA	14	0.3	0.08	0.29
(1,353)	1:1225:B:ILE:HG23	1:1226:B:ALA:HA	14	0.3	0.08	0.29
(1,354)	1:1225:B:ILE:HG21	1:1226:B:ALA:HA	14	0.3	0.08	0.29
(1,354)	1:1225:B:ILE:HG22	1:1226:B:ALA:HA	14	0.3	0.08	0.29
(1,354)	1:1225:B:ILE:HG23	1:1226:B:ALA:HA	14	0.3	0.08	0.29
(1,101)	1:1235:B:SER:H	1:1234:B:LEU:HA	14	0.2	0.02	0.21
(1,208)	1:1235:B:SER:H	1:1234:B:LEU:HA	14	0.2	0.02	0.21
(1,315)	1:1235:B:SER:H	1:1234:B:LEU:HA	14	0.2	0.02	0.21
(2,21)	1:1227:B:ILE:O	1:1231:B:THR:H	14	0.2	0.05	0.2
(2,53)	1:1227:B:ILE:O	1:1231:B:THR:H	14	0.2	0.05	0.2
(2,85)	1:1227:B:ILE:O	1:1231:B:THR:H	14	0.2	0.05	0.2
(1,49)	1:1226:B:ALA:H	1:1225:B:ILE:HG21	14	0.17	0.05	0.16
(1,49)	1:1226:B:ALA:H	1:1225:B:ILE:HG22	14	0.17	0.05	0.16
(1,49)	1:1226:B:ALA:H	1:1225:B:ILE:HG23	14	0.17	0.05	0.16
(1,156)	1:1226:B:ALA:H	1:1225:B:ILE:HG21	14	0.17	0.05	0.16
(1,156)	1:1226:B:ALA:H	1:1225:B:ILE:HG22	14	0.17	0.05	0.16
(1,156)	1:1226:B:ALA:H	1:1225:B:ILE:HG23	14	0.17	0.05	0.16
(1,263)	1:1226:B:ALA:H	1:1225:B:ILE:HG21	14	0.17	0.05	0.16
(1,263)	1:1226:B:ALA:H	1:1225:B:ILE:HG22	14	0.17	0.05	0.16
(1,263)	1:1226:B:ALA:H	1:1225:B:ILE:HG23	14	0.17	0.05	0.16
(1,39)	1:1225:B:ILE:H	1:1222:B:ALA:HA	13	0.34	0.05	0.33
(1,146)	1:1225:B:ILE:H	1:1222:B:ALA:HA	13	0.34	0.05	0.33
(1,253)	1:1225:B:ILE:H	1:1222:B:ALA:HA	13	0.34	0.05	0.33

Continued on next page...

Continued from previous page...

Key	Atom-1	Atom-2	Models ¹	Mean (Å)	SD ¹ (Å)	Median (Å)
(1,334)	1:1222:B:ALA:H	1:1221:B:ILE:HD11	13	0.28	0.12	0.23
(1,334)	1:1222:B:ALA:H	1:1221:B:ILE:HD12	13	0.28	0.12	0.23
(1,334)	1:1222:B:ALA:H	1:1221:B:ILE:HD13	13	0.28	0.12	0.23
(1,335)	1:1222:B:ALA:H	1:1221:B:ILE:HD11	13	0.28	0.12	0.23
(1,335)	1:1222:B:ALA:H	1:1221:B:ILE:HD12	13	0.28	0.12	0.23
(1,335)	1:1222:B:ALA:H	1:1221:B:ILE:HD13	13	0.28	0.12	0.23
(1,336)	1:1222:B:ALA:H	1:1221:B:ILE:HD11	13	0.28	0.12	0.23
(1,336)	1:1222:B:ALA:H	1:1221:B:ILE:HD12	13	0.28	0.12	0.23
(1,336)	1:1222:B:ALA:H	1:1221:B:ILE:HD13	13	0.28	0.12	0.23
(2,15)	1:1224:B:LEU:O	1:1228:B:VAL:H	13	0.2	0.05	0.22
(2,47)	1:1224:B:LEU:O	1:1228:B:VAL:H	13	0.2	0.05	0.22
(2,79)	1:1224:B:LEU:O	1:1228:B:VAL:H	13	0.2	0.05	0.22
(1,370)	1:1229:B:LEU:HD11	1:1227:B:ILE:H	12	0.32	0.14	0.24
(1,370)	1:1229:B:LEU:HD12	1:1227:B:ILE:H	12	0.32	0.14	0.24
(1,370)	1:1229:B:LEU:HD13	1:1227:B:ILE:H	12	0.32	0.14	0.24
(1,371)	1:1229:B:LEU:HD11	1:1227:B:ILE:H	12	0.32	0.14	0.24
(1,371)	1:1229:B:LEU:HD12	1:1227:B:ILE:H	12	0.32	0.14	0.24
(1,371)	1:1229:B:LEU:HD13	1:1227:B:ILE:H	12	0.32	0.14	0.24
(1,372)	1:1229:B:LEU:HD11	1:1227:B:ILE:H	12	0.32	0.14	0.24
(1,372)	1:1229:B:LEU:HD12	1:1227:B:ILE:H	12	0.32	0.14	0.24
(1,372)	1:1229:B:LEU:HD13	1:1227:B:ILE:H	12	0.32	0.14	0.24
(1,53)	1:1227:B:ILE:H	1:1224:B:LEU:HA	12	0.18	0.03	0.18
(1,160)	1:1227:B:ILE:H	1:1224:B:LEU:HA	12	0.18	0.03	0.18
(1,267)	1:1227:B:ILE:H	1:1224:B:LEU:HA	12	0.18	0.03	0.18
(1,99)	1:1234:B:LEU:HD21	1:1230:B:VAL:HA	11	0.17	0.05	0.16
(1,99)	1:1234:B:LEU:HD22	1:1230:B:VAL:HA	11	0.17	0.05	0.16
(1,99)	1:1234:B:LEU:HD23	1:1230:B:VAL:HA	11	0.17	0.05	0.16
(1,206)	1:1234:B:LEU:HD21	1:1230:B:VAL:HA	11	0.17	0.05	0.16
(1,206)	1:1234:B:LEU:HD22	1:1230:B:VAL:HA	11	0.17	0.05	0.16
(1,206)	1:1234:B:LEU:HD23	1:1230:B:VAL:HA	11	0.17	0.05	0.16
(1,313)	1:1234:B:LEU:HD21	1:1230:B:VAL:HA	11	0.17	0.05	0.16
(1,313)	1:1234:B:LEU:HD22	1:1230:B:VAL:HA	11	0.17	0.05	0.16
(1,313)	1:1234:B:LEU:HD23	1:1230:B:VAL:HA	11	0.17	0.05	0.16
(1,46)	1:1226:B:ALA:H	1:1223:B:GLY:HA2	10	0.17	0.03	0.15
(1,46)	1:1226:B:ALA:H	1:1223:B:GLY:HA3	10	0.17	0.03	0.15
(1,153)	1:1226:B:ALA:H	1:1223:B:GLY:HA2	10	0.17	0.03	0.15
(1,153)	1:1226:B:ALA:H	1:1223:B:GLY:HA3	10	0.17	0.03	0.15
(1,260)	1:1226:B:ALA:H	1:1223:B:GLY:HA2	10	0.17	0.03	0.15
(1,260)	1:1226:B:ALA:H	1:1223:B:GLY:HA3	10	0.17	0.03	0.15
(1,10)	1:1220:B:PHE:H	1:1220:B:PHE:HB3	10	0.16	0.05	0.15
(1,117)	1:1220:B:PHE:H	1:1220:B:PHE:HB3	10	0.16	0.05	0.15
(1,224)	1:1220:B:PHE:H	1:1220:B:PHE:HB3	10	0.16	0.05	0.15

Continued on next page...

Continued from previous page...

Key	Atom-1	Atom-2	Models ¹	Mean (Å)	SD ¹ (Å)	Median (Å)
(2,16)	1:1224:B:LEU:O	1:1228:B:VAL:N	9	0.16	0.03	0.17
(2,48)	1:1224:B:LEU:O	1:1228:B:VAL:N	9	0.16	0.03	0.17
(2,80)	1:1224:B:LEU:O	1:1228:B:VAL:N	9	0.16	0.03	0.17
(2,23)	1:1228:B:VAL:O	1:1232:B:ILE:H	8	0.16	0.04	0.16
(2,55)	1:1228:B:VAL:O	1:1232:B:ILE:H	8	0.16	0.04	0.16
(2,87)	1:1228:B:VAL:O	1:1232:B:ILE:H	8	0.16	0.04	0.16
(1,16)	1:1221:B:ILE:HG21	1:1218:B:LEU:HA	7	0.19	0.05	0.17
(1,16)	1:1221:B:ILE:HG22	1:1218:B:LEU:HA	7	0.19	0.05	0.17
(1,16)	1:1221:B:ILE:HG23	1:1218:B:LEU:HA	7	0.19	0.05	0.17
(1,123)	1:1221:B:ILE:HG21	1:1218:B:LEU:HA	7	0.19	0.05	0.17
(1,123)	1:1221:B:ILE:HG22	1:1218:B:LEU:HA	7	0.19	0.05	0.17
(1,123)	1:1221:B:ILE:HG23	1:1218:B:LEU:HA	7	0.19	0.05	0.17
(1,230)	1:1221:B:ILE:HG21	1:1218:B:LEU:HA	7	0.19	0.05	0.17
(1,230)	1:1221:B:ILE:HG22	1:1218:B:LEU:HA	7	0.19	0.05	0.17
(1,230)	1:1221:B:ILE:HG23	1:1218:B:LEU:HA	7	0.19	0.05	0.17
(1,12)	1:1221:B:ILE:H	1:1218:B:LEU:HA	7	0.17	0.05	0.18
(1,119)	1:1221:B:ILE:H	1:1218:B:LEU:HA	7	0.17	0.05	0.18
(1,226)	1:1221:B:ILE:H	1:1218:B:LEU:HA	7	0.17	0.05	0.18
(1,64)	1:1229:B:LEU:H	1:1226:B:ALA:HB1	7	0.15	0.03	0.13
(1,64)	1:1229:B:LEU:H	1:1226:B:ALA:HB2	7	0.15	0.03	0.13
(1,64)	1:1229:B:LEU:H	1:1226:B:ALA:HB3	7	0.15	0.03	0.13
(1,171)	1:1229:B:LEU:H	1:1226:B:ALA:HB1	7	0.15	0.03	0.13
(1,171)	1:1229:B:LEU:H	1:1226:B:ALA:HB2	7	0.15	0.03	0.13
(1,171)	1:1229:B:LEU:H	1:1226:B:ALA:HB3	7	0.15	0.03	0.13
(1,278)	1:1229:B:LEU:H	1:1226:B:ALA:HB1	7	0.15	0.03	0.13
(1,278)	1:1229:B:LEU:H	1:1226:B:ALA:HB2	7	0.15	0.03	0.13
(1,278)	1:1229:B:LEU:H	1:1226:B:ALA:HB3	7	0.15	0.03	0.13
(1,84)	1:1232:B:ILE:H	1:1231:B:THR:HA	7	0.1	0.0	0.1
(1,191)	1:1232:B:ILE:H	1:1231:B:THR:HA	7	0.1	0.0	0.1
(1,298)	1:1232:B:ILE:H	1:1231:B:THR:HA	7	0.1	0.0	0.1
(2,1)	1:1217:B:TRP:O	1:1221:B:ILE:H	6	0.26	0.11	0.22
(2,33)	1:1217:B:TRP:O	1:1221:B:ILE:H	6	0.26	0.11	0.22
(2,65)	1:1217:B:TRP:O	1:1221:B:ILE:H	6	0.26	0.11	0.22
(1,31)	1:1224:B:LEU:H	1:1221:B:ILE:HA	6	0.15	0.03	0.15
(1,138)	1:1224:B:LEU:H	1:1221:B:ILE:HA	6	0.15	0.03	0.15
(1,245)	1:1224:B:LEU:H	1:1221:B:ILE:HA	6	0.15	0.03	0.15
(1,379)	1:1230:B:VAL:H	1:1232:B:ILE:HG12	4	1.87	0.31	1.97
(1,379)	1:1230:B:VAL:H	1:1232:B:ILE:HG13	4	1.87	0.31	1.97
(1,380)	1:1230:B:VAL:H	1:1232:B:ILE:HG12	4	1.87	0.31	1.97
(1,380)	1:1230:B:VAL:H	1:1232:B:ILE:HG13	4	1.87	0.31	1.97
(1,381)	1:1230:B:VAL:H	1:1232:B:ILE:HG12	4	1.87	0.31	1.97
(1,381)	1:1230:B:VAL:H	1:1232:B:ILE:HG13	4	1.87	0.31	1.97

Continued on next page...

Continued from previous page...

Key	Atom-1	Atom-2	Models ¹	Mean (Å)	SD ¹ (Å)	Median (Å)
(1,17)	1:1221:B:ILE:HG21	1:1222:B:ALA:H	4	0.49	0.18	0.54
(1,17)	1:1221:B:ILE:HG22	1:1222:B:ALA:H	4	0.49	0.18	0.54
(1,17)	1:1221:B:ILE:HG23	1:1222:B:ALA:H	4	0.49	0.18	0.54
(1,124)	1:1221:B:ILE:HG21	1:1222:B:ALA:H	4	0.49	0.18	0.54
(1,124)	1:1221:B:ILE:HG22	1:1222:B:ALA:H	4	0.49	0.18	0.54
(1,124)	1:1221:B:ILE:HG23	1:1222:B:ALA:H	4	0.49	0.18	0.54
(1,231)	1:1221:B:ILE:HG21	1:1222:B:ALA:H	4	0.49	0.18	0.54
(1,231)	1:1221:B:ILE:HG22	1:1222:B:ALA:H	4	0.49	0.18	0.54
(1,231)	1:1221:B:ILE:HG23	1:1222:B:ALA:H	4	0.49	0.18	0.54
(2,25)	1:1229:B:LEU:O	1:1233:B:LEU:H	4	0.15	0.03	0.15
(2,57)	1:1229:B:LEU:O	1:1233:B:LEU:H	4	0.15	0.03	0.15
(2,89)	1:1229:B:LEU:O	1:1233:B:LEU:H	4	0.15	0.03	0.15
(1,57)	1:1228:B:VAL:H	1:1225:B:ILE:HA	4	0.14	0.02	0.15
(1,164)	1:1228:B:VAL:H	1:1225:B:ILE:HA	4	0.14	0.02	0.15
(1,271)	1:1228:B:VAL:H	1:1225:B:ILE:HA	4	0.14	0.02	0.15
(1,13)	1:1221:B:ILE:H	1:1220:B:PHE:HA	4	0.11	0.0	0.11
(1,120)	1:1221:B:ILE:H	1:1220:B:PHE:HA	4	0.11	0.0	0.11
(1,227)	1:1221:B:ILE:H	1:1220:B:PHE:HA	4	0.11	0.0	0.11
(1,22)	1:1222:B:ALA:H	1:1221:B:ILE:HB	3	0.72	0.09	0.76
(1,129)	1:1222:B:ALA:H	1:1221:B:ILE:HB	3	0.72	0.09	0.76
(1,236)	1:1222:B:ALA:H	1:1221:B:ILE:HB	3	0.72	0.09	0.76
(1,76)	1:1230:B:VAL:HG21	1:1226:B:ALA:HA	3	0.41	0.02	0.43
(1,76)	1:1230:B:VAL:HG22	1:1226:B:ALA:HA	3	0.41	0.02	0.43
(1,76)	1:1230:B:VAL:HG23	1:1226:B:ALA:HA	3	0.41	0.02	0.43
(1,183)	1:1230:B:VAL:HG21	1:1226:B:ALA:HA	3	0.41	0.02	0.43
(1,183)	1:1230:B:VAL:HG22	1:1226:B:ALA:HA	3	0.41	0.02	0.43
(1,183)	1:1230:B:VAL:HG23	1:1226:B:ALA:HA	3	0.41	0.02	0.43
(1,290)	1:1230:B:VAL:HG21	1:1226:B:ALA:HA	3	0.41	0.02	0.43
(1,290)	1:1230:B:VAL:HG22	1:1226:B:ALA:HA	3	0.41	0.02	0.43
(1,290)	1:1230:B:VAL:HG23	1:1226:B:ALA:HA	3	0.41	0.02	0.43
(2,2)	1:1217:B:TRP:O	1:1221:B:ILE:N	3	0.29	0.1	0.34
(2,34)	1:1217:B:TRP:O	1:1221:B:ILE:N	3	0.29	0.1	0.34
(2,66)	1:1217:B:TRP:O	1:1221:B:ILE:N	3	0.29	0.1	0.34
(1,56)	1:1227:B:ILE:HG21	1:1224:B:LEU:HA	3	0.21	0.06	0.24
(1,56)	1:1227:B:ILE:HG22	1:1224:B:LEU:HA	3	0.21	0.06	0.24
(1,56)	1:1227:B:ILE:HG23	1:1224:B:LEU:HA	3	0.21	0.06	0.24
(1,163)	1:1227:B:ILE:HG21	1:1224:B:LEU:HA	3	0.21	0.06	0.24
(1,163)	1:1227:B:ILE:HG22	1:1224:B:LEU:HA	3	0.21	0.06	0.24
(1,163)	1:1227:B:ILE:HG23	1:1224:B:LEU:HA	3	0.21	0.06	0.24
(1,270)	1:1227:B:ILE:HG21	1:1224:B:LEU:HA	3	0.21	0.06	0.24
(1,270)	1:1227:B:ILE:HG22	1:1224:B:LEU:HA	3	0.21	0.06	0.24
(1,270)	1:1227:B:ILE:HG23	1:1224:B:LEU:HA	3	0.21	0.06	0.24

Continued on next page...

Continued from previous page...

Key	Atom-1	Atom-2	Models ¹	Mean (Å)	SD ¹ (Å)	Median (Å)
(1,19)	1:1222:B:ALA:H	1:1218:B:LEU:HD11	3	0.17	0.03	0.18
(1,19)	1:1222:B:ALA:H	1:1218:B:LEU:HD12	3	0.17	0.03	0.18
(1,19)	1:1222:B:ALA:H	1:1218:B:LEU:HD13	3	0.17	0.03	0.18
(1,19)	1:1222:B:ALA:H	1:1218:B:LEU:HD21	3	0.17	0.03	0.18
(1,19)	1:1222:B:ALA:H	1:1218:B:LEU:HD22	3	0.17	0.03	0.18
(1,19)	1:1222:B:ALA:H	1:1218:B:LEU:HD23	3	0.17	0.03	0.18
(1,126)	1:1222:B:ALA:H	1:1218:B:LEU:HD11	3	0.17	0.03	0.18
(1,126)	1:1222:B:ALA:H	1:1218:B:LEU:HD12	3	0.17	0.03	0.18
(1,126)	1:1222:B:ALA:H	1:1218:B:LEU:HD13	3	0.17	0.03	0.18
(1,126)	1:1222:B:ALA:H	1:1218:B:LEU:HD21	3	0.17	0.03	0.18
(1,126)	1:1222:B:ALA:H	1:1218:B:LEU:HD22	3	0.17	0.03	0.18
(1,126)	1:1222:B:ALA:H	1:1218:B:LEU:HD23	3	0.17	0.03	0.18
(1,233)	1:1222:B:ALA:H	1:1218:B:LEU:HD11	3	0.17	0.03	0.18
(1,233)	1:1222:B:ALA:H	1:1218:B:LEU:HD12	3	0.17	0.03	0.18
(1,233)	1:1222:B:ALA:H	1:1218:B:LEU:HD13	3	0.17	0.03	0.18
(1,233)	1:1222:B:ALA:H	1:1218:B:LEU:HD21	3	0.17	0.03	0.18
(1,233)	1:1222:B:ALA:H	1:1218:B:LEU:HD22	3	0.17	0.03	0.18
(1,233)	1:1222:B:ALA:H	1:1218:B:LEU:HD23	3	0.17	0.03	0.18
(2,3)	1:1218:B:LEU:O	1:1222:B:ALA:H	3	0.14	0.04	0.11
(2,35)	1:1218:B:LEU:O	1:1222:B:ALA:H	3	0.14	0.04	0.11
(2,67)	1:1218:B:LEU:O	1:1222:B:ALA:H	3	0.14	0.04	0.11
(1,44)	1:1225:B:ILE:HD11	1:1221:B:ILE:HA	3	0.14	0.03	0.14
(1,44)	1:1225:B:ILE:HD12	1:1221:B:ILE:HA	3	0.14	0.03	0.14
(1,44)	1:1225:B:ILE:HD13	1:1221:B:ILE:HA	3	0.14	0.03	0.14
(1,151)	1:1225:B:ILE:HD11	1:1221:B:ILE:HA	3	0.14	0.03	0.14
(1,151)	1:1225:B:ILE:HD12	1:1221:B:ILE:HA	3	0.14	0.03	0.14
(1,151)	1:1225:B:ILE:HD13	1:1221:B:ILE:HA	3	0.14	0.03	0.14
(1,258)	1:1225:B:ILE:HD11	1:1221:B:ILE:HA	3	0.14	0.03	0.14
(1,258)	1:1225:B:ILE:HD12	1:1221:B:ILE:HA	3	0.14	0.03	0.14
(1,258)	1:1225:B:ILE:HD13	1:1221:B:ILE:HA	3	0.14	0.03	0.14
(2,22)	1:1227:B:ILE:O	1:1231:B:THR:N	3	0.11	0.0	0.11
(2,54)	1:1227:B:ILE:O	1:1231:B:THR:N	3	0.11	0.0	0.11
(2,86)	1:1227:B:ILE:O	1:1231:B:THR:N	3	0.11	0.0	0.11
(1,40)	1:1225:B:ILE:H	1:1224:B:LEU:HA	3	0.1	0.0	0.1
(1,147)	1:1225:B:ILE:H	1:1224:B:LEU:HA	3	0.1	0.0	0.1
(1,254)	1:1225:B:ILE:H	1:1224:B:LEU:HA	3	0.1	0.0	0.1
(1,69)	1:1229:B:LEU:HD11	1:1225:B:ILE:HA	2	0.18	0.01	0.18
(1,69)	1:1229:B:LEU:HD12	1:1225:B:ILE:HA	2	0.18	0.01	0.18
(1,69)	1:1229:B:LEU:HD13	1:1225:B:ILE:HA	2	0.18	0.01	0.18
(1,176)	1:1229:B:LEU:HD11	1:1225:B:ILE:HA	2	0.18	0.01	0.18
(1,176)	1:1229:B:LEU:HD12	1:1225:B:ILE:HA	2	0.18	0.01	0.18
(1,176)	1:1229:B:LEU:HD13	1:1225:B:ILE:HA	2	0.18	0.01	0.18

Continued on next page...

Continued from previous page...

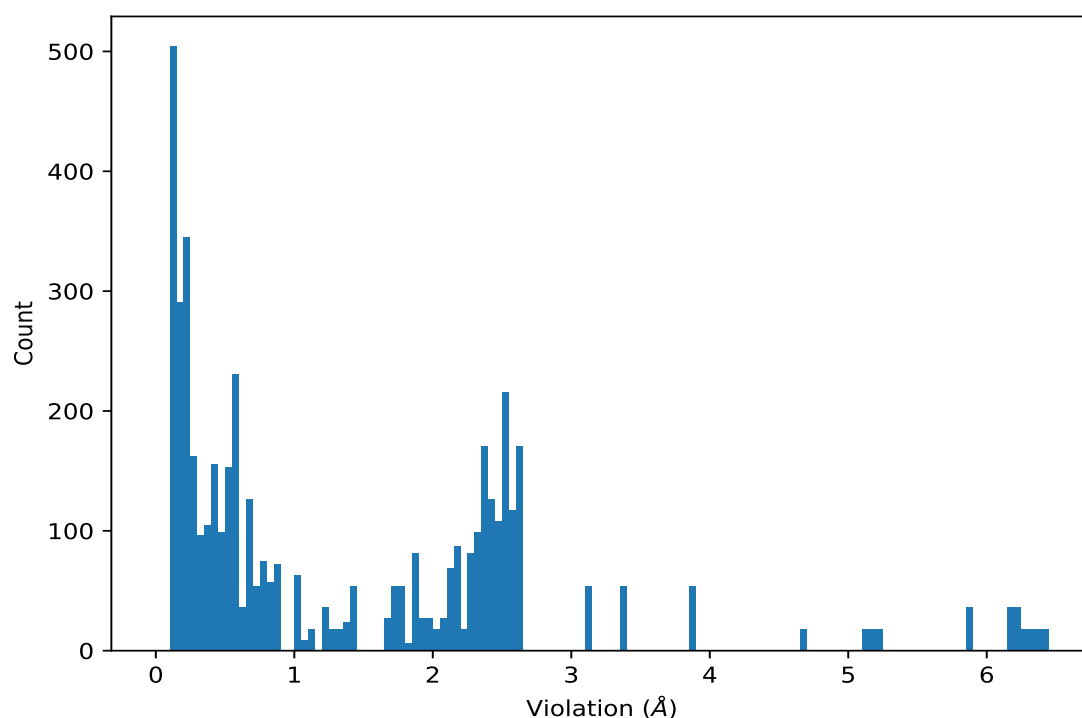
Key	Atom-1	Atom-2	Models ¹	Mean (Å)	SD ¹ (Å)	Median (Å)
(1,283)	1:1229:B:LEU:HD11	1:1225:B:ILE:HA	2	0.18	0.01	0.18
(1,283)	1:1229:B:LEU:HD12	1:1225:B:ILE:HA	2	0.18	0.01	0.18
(1,283)	1:1229:B:LEU:HD13	1:1225:B:ILE:HA	2	0.18	0.01	0.18
(1,71)	1:1230:B:VAL:H	1:1227:B:ILE:HA	2	0.15	0.04	0.15
(1,178)	1:1230:B:VAL:H	1:1227:B:ILE:HA	2	0.15	0.04	0.15
(1,285)	1:1230:B:VAL:H	1:1227:B:ILE:HA	2	0.15	0.04	0.15
(1,88)	1:1233:B:LEU:H	1:1230:B:VAL:HA	2	0.12	0.01	0.12
(1,195)	1:1233:B:LEU:H	1:1230:B:VAL:HA	2	0.12	0.01	0.12
(1,302)	1:1233:B:LEU:H	1:1230:B:VAL:HA	2	0.12	0.01	0.12
(1,20)	1:1222:B:ALA:H	1:1219:B:GLY:HA2	2	0.11	0.0	0.11
(1,20)	1:1222:B:ALA:H	1:1219:B:GLY:HA3	2	0.11	0.0	0.11
(1,82)	1:1231:B:THR:HG21	1:1228:B:VAL:HA	2	0.11	0.01	0.11
(1,82)	1:1231:B:THR:HG22	1:1228:B:VAL:HA	2	0.11	0.01	0.11
(1,82)	1:1231:B:THR:HG23	1:1228:B:VAL:HA	2	0.11	0.01	0.11
(1,127)	1:1222:B:ALA:H	1:1219:B:GLY:HA2	2	0.11	0.0	0.11
(1,127)	1:1222:B:ALA:H	1:1219:B:GLY:HA3	2	0.11	0.0	0.11
(1,189)	1:1231:B:THR:HG21	1:1228:B:VAL:HA	2	0.11	0.01	0.11
(1,189)	1:1231:B:THR:HG22	1:1228:B:VAL:HA	2	0.11	0.01	0.11
(1,189)	1:1231:B:THR:HG23	1:1228:B:VAL:HA	2	0.11	0.01	0.11
(1,234)	1:1222:B:ALA:H	1:1219:B:GLY:HA2	2	0.11	0.0	0.11
(1,234)	1:1222:B:ALA:H	1:1219:B:GLY:HA3	2	0.11	0.0	0.11
(1,296)	1:1231:B:THR:HG21	1:1228:B:VAL:HA	2	0.11	0.01	0.11
(1,296)	1:1231:B:THR:HG22	1:1228:B:VAL:HA	2	0.11	0.01	0.11
(1,296)	1:1231:B:THR:HG23	1:1228:B:VAL:HA	2	0.11	0.01	0.11

¹Number of violated models, ²Standard deviation

9.5 All violated distance restraints [i](#)

9.5.1 Histogram : Distribution of distance violations [i](#)

The following histogram shows the distribution of the absolute value of the violation for all violated restraints in the ensemble.



9.5.2 Table : All distance violations [i](#)

The following table lists the absolute value of the violation for each restraint in the ensemble sorted by its value. The Key (restraint list ID, restraint ID) is the unique identifier for a given restraint. Rows with same key represent combinatorial or ambiguous restraints and are counted as a single restraint.

Key	Atom-1	Atom-2	Model ID	Violation (Å)
(1,327)	1:1218:B:LEU:HD11	1:1220:B:PHE:HE1	14	6.43
(1,327)	1:1218:B:LEU:HD11	1:1220:B:PHE:HE2	14	6.43
(1,327)	1:1218:B:LEU:HD12	1:1220:B:PHE:HE1	14	6.43
(1,327)	1:1218:B:LEU:HD12	1:1220:B:PHE:HE2	14	6.43
(1,327)	1:1218:B:LEU:HD13	1:1220:B:PHE:HE1	14	6.43
(1,327)	1:1218:B:LEU:HD13	1:1220:B:PHE:HE2	14	6.43
(1,326)	1:1218:B:LEU:HD11	1:1220:B:PHE:HE1	14	6.43
(1,326)	1:1218:B:LEU:HD11	1:1220:B:PHE:HE2	14	6.43
(1,326)	1:1218:B:LEU:HD12	1:1220:B:PHE:HE1	14	6.43
(1,326)	1:1218:B:LEU:HD12	1:1220:B:PHE:HE2	14	6.43
(1,326)	1:1218:B:LEU:HD13	1:1220:B:PHE:HE1	14	6.43
(1,326)	1:1218:B:LEU:HD13	1:1220:B:PHE:HE2	14	6.43
(1,325)	1:1218:B:LEU:HD11	1:1220:B:PHE:HE1	14	6.43
(1,325)	1:1218:B:LEU:HD11	1:1220:B:PHE:HE2	14	6.43
(1,325)	1:1218:B:LEU:HD12	1:1220:B:PHE:HE1	14	6.43
(1,325)	1:1218:B:LEU:HD12	1:1220:B:PHE:HE2	14	6.43

Continued on next page...

Continued from previous page...

Key	Atom-1	Atom-2	Model ID	Violation (Å)
(1,325)	1:1218:B:LEU:HD13	1:1220:B:PHE:HE1	14	6.43
(1,325)	1:1218:B:LEU:HD13	1:1220:B:PHE:HE2	14	6.43
(1,327)	1:1218:B:LEU:HD11	1:1220:B:PHE:HE1	6	6.37
(1,327)	1:1218:B:LEU:HD11	1:1220:B:PHE:HE2	6	6.37
(1,327)	1:1218:B:LEU:HD12	1:1220:B:PHE:HE1	6	6.37
(1,327)	1:1218:B:LEU:HD12	1:1220:B:PHE:HE2	6	6.37
(1,327)	1:1218:B:LEU:HD13	1:1220:B:PHE:HE1	6	6.37
(1,327)	1:1218:B:LEU:HD13	1:1220:B:PHE:HE2	6	6.37
(1,326)	1:1218:B:LEU:HD11	1:1220:B:PHE:HE1	6	6.37
(1,326)	1:1218:B:LEU:HD11	1:1220:B:PHE:HE2	6	6.37
(1,326)	1:1218:B:LEU:HD12	1:1220:B:PHE:HE1	6	6.37
(1,326)	1:1218:B:LEU:HD12	1:1220:B:PHE:HE2	6	6.37
(1,326)	1:1218:B:LEU:HD13	1:1220:B:PHE:HE1	6	6.37
(1,326)	1:1218:B:LEU:HD13	1:1220:B:PHE:HE2	6	6.37
(1,325)	1:1218:B:LEU:HD11	1:1220:B:PHE:HE1	6	6.37
(1,325)	1:1218:B:LEU:HD11	1:1220:B:PHE:HE2	6	6.37
(1,325)	1:1218:B:LEU:HD12	1:1220:B:PHE:HE1	6	6.37
(1,325)	1:1218:B:LEU:HD12	1:1220:B:PHE:HE2	6	6.37
(1,325)	1:1218:B:LEU:HD13	1:1220:B:PHE:HE1	6	6.37
(1,325)	1:1218:B:LEU:HD13	1:1220:B:PHE:HE2	6	6.37
(1,327)	1:1218:B:LEU:HD11	1:1220:B:PHE:HE1	3	6.32
(1,327)	1:1218:B:LEU:HD11	1:1220:B:PHE:HE2	3	6.32
(1,327)	1:1218:B:LEU:HD12	1:1220:B:PHE:HE1	3	6.32
(1,327)	1:1218:B:LEU:HD12	1:1220:B:PHE:HE2	3	6.32
(1,327)	1:1218:B:LEU:HD13	1:1220:B:PHE:HE1	3	6.32
(1,327)	1:1218:B:LEU:HD13	1:1220:B:PHE:HE2	3	6.32
(1,326)	1:1218:B:LEU:HD11	1:1220:B:PHE:HE1	3	6.32
(1,326)	1:1218:B:LEU:HD11	1:1220:B:PHE:HE2	3	6.32
(1,326)	1:1218:B:LEU:HD12	1:1220:B:PHE:HE1	3	6.32
(1,326)	1:1218:B:LEU:HD12	1:1220:B:PHE:HE2	3	6.32
(1,326)	1:1218:B:LEU:HD13	1:1220:B:PHE:HE1	3	6.32
(1,326)	1:1218:B:LEU:HD13	1:1220:B:PHE:HE2	3	6.32
(1,325)	1:1218:B:LEU:HD11	1:1220:B:PHE:HE1	3	6.32
(1,325)	1:1218:B:LEU:HD11	1:1220:B:PHE:HE2	3	6.32
(1,325)	1:1218:B:LEU:HD12	1:1220:B:PHE:HE1	3	6.32
(1,325)	1:1218:B:LEU:HD12	1:1220:B:PHE:HE2	3	6.32
(1,325)	1:1218:B:LEU:HD13	1:1220:B:PHE:HE1	3	6.32
(1,325)	1:1218:B:LEU:HD13	1:1220:B:PHE:HE2	3	6.32
(1,327)	1:1218:B:LEU:HD11	1:1220:B:PHE:HE1	2	6.26
(1,327)	1:1218:B:LEU:HD11	1:1220:B:PHE:HE2	2	6.26
(1,327)	1:1218:B:LEU:HD12	1:1220:B:PHE:HE1	2	6.26
(1,327)	1:1218:B:LEU:HD12	1:1220:B:PHE:HE2	2	6.26

Continued on next page...

Continued from previous page...

Key	Atom-1	Atom-2	Model ID	Violation (Å)
(1,327)	1:1218:B:LEU:HD13	1:1220:B:PHE:HE1	2	6.26
(1,327)	1:1218:B:LEU:HD13	1:1220:B:PHE:HE2	2	6.26
(1,326)	1:1218:B:LEU:HD11	1:1220:B:PHE:HE1	2	6.26
(1,326)	1:1218:B:LEU:HD11	1:1220:B:PHE:HE2	2	6.26
(1,326)	1:1218:B:LEU:HD12	1:1220:B:PHE:HE1	2	6.26
(1,326)	1:1218:B:LEU:HD12	1:1220:B:PHE:HE2	2	6.26
(1,326)	1:1218:B:LEU:HD13	1:1220:B:PHE:HE1	2	6.26
(1,326)	1:1218:B:LEU:HD13	1:1220:B:PHE:HE2	2	6.26
(1,325)	1:1218:B:LEU:HD11	1:1220:B:PHE:HE1	2	6.26
(1,325)	1:1218:B:LEU:HD11	1:1220:B:PHE:HE2	2	6.26
(1,325)	1:1218:B:LEU:HD12	1:1220:B:PHE:HE1	2	6.26
(1,325)	1:1218:B:LEU:HD12	1:1220:B:PHE:HE2	2	6.26
(1,325)	1:1218:B:LEU:HD13	1:1220:B:PHE:HE1	2	6.26
(1,325)	1:1218:B:LEU:HD13	1:1220:B:PHE:HE2	2	6.26
(1,327)	1:1218:B:LEU:HD11	1:1220:B:PHE:HE1	8	6.2
(1,327)	1:1218:B:LEU:HD11	1:1220:B:PHE:HE2	8	6.2
(1,327)	1:1218:B:LEU:HD12	1:1220:B:PHE:HE1	8	6.2
(1,327)	1:1218:B:LEU:HD12	1:1220:B:PHE:HE2	8	6.2
(1,327)	1:1218:B:LEU:HD13	1:1220:B:PHE:HE1	8	6.2
(1,327)	1:1218:B:LEU:HD13	1:1220:B:PHE:HE2	8	6.2
(1,327)	1:1218:B:LEU:HD11	1:1220:B:PHE:HE1	12	6.2
(1,327)	1:1218:B:LEU:HD11	1:1220:B:PHE:HE2	12	6.2
(1,327)	1:1218:B:LEU:HD12	1:1220:B:PHE:HE1	12	6.2
(1,327)	1:1218:B:LEU:HD12	1:1220:B:PHE:HE2	12	6.2
(1,327)	1:1218:B:LEU:HD13	1:1220:B:PHE:HE1	12	6.2
(1,327)	1:1218:B:LEU:HD13	1:1220:B:PHE:HE2	12	6.2
(1,326)	1:1218:B:LEU:HD11	1:1220:B:PHE:HE1	8	6.2
(1,326)	1:1218:B:LEU:HD11	1:1220:B:PHE:HE2	8	6.2
(1,326)	1:1218:B:LEU:HD12	1:1220:B:PHE:HE1	8	6.2
(1,326)	1:1218:B:LEU:HD12	1:1220:B:PHE:HE2	8	6.2
(1,326)	1:1218:B:LEU:HD13	1:1220:B:PHE:HE1	8	6.2
(1,326)	1:1218:B:LEU:HD13	1:1220:B:PHE:HE2	8	6.2
(1,326)	1:1218:B:LEU:HD11	1:1220:B:PHE:HE1	12	6.2
(1,326)	1:1218:B:LEU:HD11	1:1220:B:PHE:HE2	12	6.2
(1,326)	1:1218:B:LEU:HD12	1:1220:B:PHE:HE1	12	6.2
(1,326)	1:1218:B:LEU:HD12	1:1220:B:PHE:HE2	12	6.2
(1,326)	1:1218:B:LEU:HD13	1:1220:B:PHE:HE1	12	6.2
(1,326)	1:1218:B:LEU:HD13	1:1220:B:PHE:HE2	12	6.2
(1,325)	1:1218:B:LEU:HD11	1:1220:B:PHE:HE1	8	6.2
(1,325)	1:1218:B:LEU:HD11	1:1220:B:PHE:HE2	8	6.2
(1,325)	1:1218:B:LEU:HD12	1:1220:B:PHE:HE1	8	6.2
(1,325)	1:1218:B:LEU:HD12	1:1220:B:PHE:HE2	8	6.2

Continued on next page...

Continued from previous page...

Key	Atom-1	Atom-2	Model ID	Violation (Å)
(1,325)	1:1218:B:LEU:HD13	1:1220:B:PHE:HE1	8	6.2
(1,325)	1:1218:B:LEU:HD13	1:1220:B:PHE:HE2	8	6.2
(1,325)	1:1218:B:LEU:HD11	1:1220:B:PHE:HE1	12	6.2
(1,325)	1:1218:B:LEU:HD11	1:1220:B:PHE:HE2	12	6.2
(1,325)	1:1218:B:LEU:HD12	1:1220:B:PHE:HE1	12	6.2
(1,325)	1:1218:B:LEU:HD12	1:1220:B:PHE:HE2	12	6.2
(1,325)	1:1218:B:LEU:HD13	1:1220:B:PHE:HE1	12	6.2
(1,325)	1:1218:B:LEU:HD13	1:1220:B:PHE:HE2	12	6.2
(1,327)	1:1218:B:LEU:HD11	1:1220:B:PHE:HE1	7	6.18
(1,327)	1:1218:B:LEU:HD11	1:1220:B:PHE:HE2	7	6.18
(1,327)	1:1218:B:LEU:HD12	1:1220:B:PHE:HE1	7	6.18
(1,327)	1:1218:B:LEU:HD12	1:1220:B:PHE:HE2	7	6.18
(1,327)	1:1218:B:LEU:HD13	1:1220:B:PHE:HE1	7	6.18
(1,327)	1:1218:B:LEU:HD13	1:1220:B:PHE:HE2	7	6.18
(1,326)	1:1218:B:LEU:HD11	1:1220:B:PHE:HE1	7	6.18
(1,326)	1:1218:B:LEU:HD11	1:1220:B:PHE:HE2	7	6.18
(1,326)	1:1218:B:LEU:HD12	1:1220:B:PHE:HE1	7	6.18
(1,326)	1:1218:B:LEU:HD12	1:1220:B:PHE:HE2	7	6.18
(1,326)	1:1218:B:LEU:HD13	1:1220:B:PHE:HE1	7	6.18
(1,326)	1:1218:B:LEU:HD13	1:1220:B:PHE:HE2	7	6.18
(1,325)	1:1218:B:LEU:HD11	1:1220:B:PHE:HE1	7	6.18
(1,325)	1:1218:B:LEU:HD11	1:1220:B:PHE:HE2	7	6.18
(1,325)	1:1218:B:LEU:HD12	1:1220:B:PHE:HE1	7	6.18
(1,325)	1:1218:B:LEU:HD12	1:1220:B:PHE:HE2	7	6.18
(1,325)	1:1218:B:LEU:HD13	1:1220:B:PHE:HE1	7	6.18
(1,325)	1:1218:B:LEU:HD13	1:1220:B:PHE:HE2	7	6.18
(1,327)	1:1218:B:LEU:HD11	1:1220:B:PHE:HE1	1	6.17
(1,327)	1:1218:B:LEU:HD11	1:1220:B:PHE:HE2	1	6.17
(1,327)	1:1218:B:LEU:HD12	1:1220:B:PHE:HE1	1	6.17
(1,327)	1:1218:B:LEU:HD12	1:1220:B:PHE:HE2	1	6.17
(1,327)	1:1218:B:LEU:HD13	1:1220:B:PHE:HE1	1	6.17
(1,327)	1:1218:B:LEU:HD13	1:1220:B:PHE:HE2	1	6.17
(1,326)	1:1218:B:LEU:HD11	1:1220:B:PHE:HE1	1	6.17
(1,326)	1:1218:B:LEU:HD11	1:1220:B:PHE:HE2	1	6.17
(1,326)	1:1218:B:LEU:HD12	1:1220:B:PHE:HE1	1	6.17
(1,326)	1:1218:B:LEU:HD12	1:1220:B:PHE:HE2	1	6.17
(1,326)	1:1218:B:LEU:HD13	1:1220:B:PHE:HE1	1	6.17
(1,326)	1:1218:B:LEU:HD13	1:1220:B:PHE:HE2	1	6.17
(1,325)	1:1218:B:LEU:HD11	1:1220:B:PHE:HE1	1	6.17
(1,325)	1:1218:B:LEU:HD11	1:1220:B:PHE:HE2	1	6.17
(1,325)	1:1218:B:LEU:HD12	1:1220:B:PHE:HE1	1	6.17
(1,325)	1:1218:B:LEU:HD12	1:1220:B:PHE:HE2	1	6.17

Continued on next page...

Continued from previous page...

Key	Atom-1	Atom-2	Model ID	Violation (Å)
(1,325)	1:1218:B:LEU:HD13	1:1220:B:PHE:HE1	1	6.17
(1,325)	1:1218:B:LEU:HD13	1:1220:B:PHE:HE2	1	6.17
(1,327)	1:1218:B:LEU:HD11	1:1220:B:PHE:HE1	4	5.89
(1,327)	1:1218:B:LEU:HD11	1:1220:B:PHE:HE2	4	5.89
(1,327)	1:1218:B:LEU:HD12	1:1220:B:PHE:HE1	4	5.89
(1,327)	1:1218:B:LEU:HD12	1:1220:B:PHE:HE2	4	5.89
(1,327)	1:1218:B:LEU:HD13	1:1220:B:PHE:HE1	4	5.89
(1,327)	1:1218:B:LEU:HD13	1:1220:B:PHE:HE2	4	5.89
(1,326)	1:1218:B:LEU:HD11	1:1220:B:PHE:HE1	4	5.89
(1,326)	1:1218:B:LEU:HD11	1:1220:B:PHE:HE2	4	5.89
(1,326)	1:1218:B:LEU:HD12	1:1220:B:PHE:HE1	4	5.89
(1,326)	1:1218:B:LEU:HD12	1:1220:B:PHE:HE2	4	5.89
(1,326)	1:1218:B:LEU:HD13	1:1220:B:PHE:HE1	4	5.89
(1,326)	1:1218:B:LEU:HD13	1:1220:B:PHE:HE2	4	5.89
(1,325)	1:1218:B:LEU:HD11	1:1220:B:PHE:HE1	4	5.89
(1,325)	1:1218:B:LEU:HD11	1:1220:B:PHE:HE2	4	5.89
(1,325)	1:1218:B:LEU:HD12	1:1220:B:PHE:HE1	4	5.89
(1,325)	1:1218:B:LEU:HD12	1:1220:B:PHE:HE2	4	5.89
(1,325)	1:1218:B:LEU:HD13	1:1220:B:PHE:HE1	4	5.89
(1,325)	1:1218:B:LEU:HD13	1:1220:B:PHE:HE2	4	5.89
(1,327)	1:1218:B:LEU:HD11	1:1220:B:PHE:HE1	13	5.86
(1,327)	1:1218:B:LEU:HD11	1:1220:B:PHE:HE2	13	5.86
(1,327)	1:1218:B:LEU:HD12	1:1220:B:PHE:HE1	13	5.86
(1,327)	1:1218:B:LEU:HD12	1:1220:B:PHE:HE2	13	5.86
(1,327)	1:1218:B:LEU:HD13	1:1220:B:PHE:HE1	13	5.86
(1,327)	1:1218:B:LEU:HD13	1:1220:B:PHE:HE2	13	5.86
(1,326)	1:1218:B:LEU:HD11	1:1220:B:PHE:HE1	13	5.86
(1,326)	1:1218:B:LEU:HD11	1:1220:B:PHE:HE2	13	5.86
(1,326)	1:1218:B:LEU:HD12	1:1220:B:PHE:HE1	13	5.86
(1,326)	1:1218:B:LEU:HD12	1:1220:B:PHE:HE2	13	5.86
(1,326)	1:1218:B:LEU:HD13	1:1220:B:PHE:HE1	13	5.86
(1,326)	1:1218:B:LEU:HD13	1:1220:B:PHE:HE2	13	5.86
(1,325)	1:1218:B:LEU:HD11	1:1220:B:PHE:HE1	13	5.86
(1,325)	1:1218:B:LEU:HD11	1:1220:B:PHE:HE2	13	5.86
(1,325)	1:1218:B:LEU:HD12	1:1220:B:PHE:HE1	13	5.86
(1,325)	1:1218:B:LEU:HD12	1:1220:B:PHE:HE2	13	5.86
(1,325)	1:1218:B:LEU:HD13	1:1220:B:PHE:HE1	13	5.86
(1,325)	1:1218:B:LEU:HD13	1:1220:B:PHE:HE2	13	5.86
(1,327)	1:1218:B:LEU:HD11	1:1220:B:PHE:HE1	5	5.24
(1,327)	1:1218:B:LEU:HD11	1:1220:B:PHE:HE2	5	5.24
(1,327)	1:1218:B:LEU:HD12	1:1220:B:PHE:HE1	5	5.24
(1,327)	1:1218:B:LEU:HD12	1:1220:B:PHE:HE2	5	5.24

Continued on next page...

Continued from previous page...

Key	Atom-1	Atom-2	Model ID	Violation (Å)
(1,327)	1:1218:B:LEU:HD13	1:1220:B:PHE:HE1	5	5.24
(1,327)	1:1218:B:LEU:HD13	1:1220:B:PHE:HE2	5	5.24
(1,326)	1:1218:B:LEU:HD11	1:1220:B:PHE:HE1	5	5.24
(1,326)	1:1218:B:LEU:HD11	1:1220:B:PHE:HE2	5	5.24
(1,326)	1:1218:B:LEU:HD12	1:1220:B:PHE:HE1	5	5.24
(1,326)	1:1218:B:LEU:HD12	1:1220:B:PHE:HE2	5	5.24
(1,326)	1:1218:B:LEU:HD13	1:1220:B:PHE:HE1	5	5.24
(1,326)	1:1218:B:LEU:HD13	1:1220:B:PHE:HE2	5	5.24
(1,325)	1:1218:B:LEU:HD11	1:1220:B:PHE:HE1	5	5.24
(1,325)	1:1218:B:LEU:HD11	1:1220:B:PHE:HE2	5	5.24
(1,325)	1:1218:B:LEU:HD12	1:1220:B:PHE:HE1	5	5.24
(1,325)	1:1218:B:LEU:HD12	1:1220:B:PHE:HE2	5	5.24
(1,325)	1:1218:B:LEU:HD13	1:1220:B:PHE:HE1	5	5.24
(1,325)	1:1218:B:LEU:HD13	1:1220:B:PHE:HE2	5	5.24
(1,327)	1:1218:B:LEU:HD11	1:1220:B:PHE:HE1	9	5.17
(1,327)	1:1218:B:LEU:HD11	1:1220:B:PHE:HE2	9	5.17
(1,327)	1:1218:B:LEU:HD12	1:1220:B:PHE:HE1	9	5.17
(1,327)	1:1218:B:LEU:HD12	1:1220:B:PHE:HE2	9	5.17
(1,327)	1:1218:B:LEU:HD13	1:1220:B:PHE:HE1	9	5.17
(1,327)	1:1218:B:LEU:HD13	1:1220:B:PHE:HE2	9	5.17
(1,326)	1:1218:B:LEU:HD11	1:1220:B:PHE:HE1	9	5.17
(1,326)	1:1218:B:LEU:HD11	1:1220:B:PHE:HE2	9	5.17
(1,326)	1:1218:B:LEU:HD12	1:1220:B:PHE:HE1	9	5.17
(1,326)	1:1218:B:LEU:HD12	1:1220:B:PHE:HE2	9	5.17
(1,326)	1:1218:B:LEU:HD13	1:1220:B:PHE:HE1	9	5.17
(1,326)	1:1218:B:LEU:HD13	1:1220:B:PHE:HE2	9	5.17
(1,325)	1:1218:B:LEU:HD11	1:1220:B:PHE:HE1	9	5.17
(1,325)	1:1218:B:LEU:HD11	1:1220:B:PHE:HE2	9	5.17
(1,325)	1:1218:B:LEU:HD12	1:1220:B:PHE:HE1	9	5.17
(1,325)	1:1218:B:LEU:HD12	1:1220:B:PHE:HE2	9	5.17
(1,325)	1:1218:B:LEU:HD13	1:1220:B:PHE:HE1	9	5.17
(1,325)	1:1218:B:LEU:HD13	1:1220:B:PHE:HE2	9	5.17
(1,327)	1:1218:B:LEU:HD11	1:1220:B:PHE:HE1	11	5.12
(1,327)	1:1218:B:LEU:HD11	1:1220:B:PHE:HE2	11	5.12
(1,327)	1:1218:B:LEU:HD12	1:1220:B:PHE:HE1	11	5.12
(1,327)	1:1218:B:LEU:HD12	1:1220:B:PHE:HE2	11	5.12
(1,327)	1:1218:B:LEU:HD13	1:1220:B:PHE:HE1	11	5.12
(1,327)	1:1218:B:LEU:HD13	1:1220:B:PHE:HE2	11	5.12
(1,326)	1:1218:B:LEU:HD11	1:1220:B:PHE:HE1	11	5.12
(1,326)	1:1218:B:LEU:HD11	1:1220:B:PHE:HE2	11	5.12
(1,326)	1:1218:B:LEU:HD12	1:1220:B:PHE:HE1	11	5.12
(1,326)	1:1218:B:LEU:HD12	1:1220:B:PHE:HE2	11	5.12

Continued on next page...

Continued from previous page...

Key	Atom-1	Atom-2	Model ID	Violation (Å)
(1,326)	1:1218:B:LEU:HD13	1:1220:B:PHE:HE1	11	5.12
(1,326)	1:1218:B:LEU:HD13	1:1220:B:PHE:HE2	11	5.12
(1,325)	1:1218:B:LEU:HD11	1:1220:B:PHE:HE1	11	5.12
(1,325)	1:1218:B:LEU:HD11	1:1220:B:PHE:HE2	11	5.12
(1,325)	1:1218:B:LEU:HD12	1:1220:B:PHE:HE1	11	5.12
(1,325)	1:1218:B:LEU:HD12	1:1220:B:PHE:HE2	11	5.12
(1,325)	1:1218:B:LEU:HD13	1:1220:B:PHE:HE1	11	5.12
(1,325)	1:1218:B:LEU:HD13	1:1220:B:PHE:HE2	11	5.12
(1,327)	1:1218:B:LEU:HD11	1:1220:B:PHE:HE1	10	4.67
(1,327)	1:1218:B:LEU:HD11	1:1220:B:PHE:HE2	10	4.67
(1,327)	1:1218:B:LEU:HD12	1:1220:B:PHE:HE1	10	4.67
(1,327)	1:1218:B:LEU:HD12	1:1220:B:PHE:HE2	10	4.67
(1,327)	1:1218:B:LEU:HD13	1:1220:B:PHE:HE1	10	4.67
(1,327)	1:1218:B:LEU:HD13	1:1220:B:PHE:HE2	10	4.67
(1,326)	1:1218:B:LEU:HD11	1:1220:B:PHE:HE1	10	4.67
(1,326)	1:1218:B:LEU:HD11	1:1220:B:PHE:HE2	10	4.67
(1,326)	1:1218:B:LEU:HD12	1:1220:B:PHE:HE1	10	4.67
(1,326)	1:1218:B:LEU:HD12	1:1220:B:PHE:HE2	10	4.67
(1,326)	1:1218:B:LEU:HD13	1:1220:B:PHE:HE1	10	4.67
(1,326)	1:1218:B:LEU:HD13	1:1220:B:PHE:HE2	10	4.67
(1,325)	1:1218:B:LEU:HD11	1:1220:B:PHE:HE1	10	4.67
(1,325)	1:1218:B:LEU:HD11	1:1220:B:PHE:HE2	10	4.67
(1,325)	1:1218:B:LEU:HD12	1:1220:B:PHE:HE1	10	4.67
(1,325)	1:1218:B:LEU:HD12	1:1220:B:PHE:HE2	10	4.67
(1,325)	1:1218:B:LEU:HD13	1:1220:B:PHE:HE1	10	4.67
(1,325)	1:1218:B:LEU:HD13	1:1220:B:PHE:HE2	10	4.67
(1,333)	1:1221:B:ILE:HD11	1:1218:B:LEU:HD11	14	3.89
(1,333)	1:1221:B:ILE:HD11	1:1218:B:LEU:HD12	14	3.89
(1,333)	1:1221:B:ILE:HD11	1:1218:B:LEU:HD13	14	3.89
(1,333)	1:1221:B:ILE:HD12	1:1218:B:LEU:HD11	14	3.89
(1,333)	1:1221:B:ILE:HD12	1:1218:B:LEU:HD12	14	3.89
(1,333)	1:1221:B:ILE:HD12	1:1218:B:LEU:HD13	14	3.89
(1,333)	1:1221:B:ILE:HD13	1:1218:B:LEU:HD11	14	3.89
(1,333)	1:1221:B:ILE:HD13	1:1218:B:LEU:HD12	14	3.89
(1,333)	1:1221:B:ILE:HD13	1:1218:B:LEU:HD13	14	3.89
(1,332)	1:1221:B:ILE:HD11	1:1218:B:LEU:HD11	14	3.89
(1,332)	1:1221:B:ILE:HD11	1:1218:B:LEU:HD12	14	3.89
(1,332)	1:1221:B:ILE:HD11	1:1218:B:LEU:HD13	14	3.89
(1,332)	1:1221:B:ILE:HD12	1:1218:B:LEU:HD11	14	3.89
(1,332)	1:1221:B:ILE:HD12	1:1218:B:LEU:HD12	14	3.89
(1,332)	1:1221:B:ILE:HD12	1:1218:B:LEU:HD13	14	3.89
(1,332)	1:1221:B:ILE:HD13	1:1218:B:LEU:HD11	14	3.89

Continued on next page...

Continued from previous page...

Key	Atom-1	Atom-2	Model ID	Violation (Å)
(1,332)	1:1221:B:ILE:HD13	1:1218:B:LEU:HD12	14	3.89
(1,332)	1:1221:B:ILE:HD13	1:1218:B:LEU:HD13	14	3.89
(1,331)	1:1221:B:ILE:HD11	1:1218:B:LEU:HD11	14	3.89
(1,331)	1:1221:B:ILE:HD11	1:1218:B:LEU:HD12	14	3.89
(1,331)	1:1221:B:ILE:HD11	1:1218:B:LEU:HD13	14	3.89
(1,331)	1:1221:B:ILE:HD12	1:1218:B:LEU:HD11	14	3.89
(1,331)	1:1221:B:ILE:HD12	1:1218:B:LEU:HD12	14	3.89
(1,331)	1:1221:B:ILE:HD12	1:1218:B:LEU:HD13	14	3.89
(1,331)	1:1221:B:ILE:HD13	1:1218:B:LEU:HD11	14	3.89
(1,331)	1:1221:B:ILE:HD13	1:1218:B:LEU:HD12	14	3.89
(1,331)	1:1221:B:ILE:HD13	1:1218:B:LEU:HD13	14	3.89
(1,324)	1:1218:B:LEU:HD11	1:1221:B:ILE:HD11	14	3.89
(1,324)	1:1218:B:LEU:HD11	1:1221:B:ILE:HD12	14	3.89
(1,324)	1:1218:B:LEU:HD11	1:1221:B:ILE:HD13	14	3.89
(1,324)	1:1218:B:LEU:HD12	1:1221:B:ILE:HD11	14	3.89
(1,324)	1:1218:B:LEU:HD12	1:1221:B:ILE:HD12	14	3.89
(1,324)	1:1218:B:LEU:HD12	1:1221:B:ILE:HD13	14	3.89
(1,324)	1:1218:B:LEU:HD13	1:1221:B:ILE:HD11	14	3.89
(1,324)	1:1218:B:LEU:HD13	1:1221:B:ILE:HD12	14	3.89
(1,324)	1:1218:B:LEU:HD13	1:1221:B:ILE:HD13	14	3.89
(1,323)	1:1218:B:LEU:HD11	1:1221:B:ILE:HD11	14	3.89
(1,323)	1:1218:B:LEU:HD11	1:1221:B:ILE:HD12	14	3.89
(1,323)	1:1218:B:LEU:HD11	1:1221:B:ILE:HD13	14	3.89
(1,323)	1:1218:B:LEU:HD12	1:1221:B:ILE:HD11	14	3.89
(1,323)	1:1218:B:LEU:HD12	1:1221:B:ILE:HD12	14	3.89
(1,323)	1:1218:B:LEU:HD12	1:1221:B:ILE:HD13	14	3.89
(1,323)	1:1218:B:LEU:HD13	1:1221:B:ILE:HD11	14	3.89
(1,323)	1:1218:B:LEU:HD13	1:1221:B:ILE:HD12	14	3.89
(1,323)	1:1218:B:LEU:HD13	1:1221:B:ILE:HD13	14	3.89
(1,322)	1:1218:B:LEU:HD11	1:1221:B:ILE:HD11	14	3.89
(1,322)	1:1218:B:LEU:HD11	1:1221:B:ILE:HD12	14	3.89
(1,322)	1:1218:B:LEU:HD11	1:1221:B:ILE:HD13	14	3.89
(1,322)	1:1218:B:LEU:HD12	1:1221:B:ILE:HD11	14	3.89
(1,322)	1:1218:B:LEU:HD12	1:1221:B:ILE:HD12	14	3.89
(1,322)	1:1218:B:LEU:HD12	1:1221:B:ILE:HD13	14	3.89
(1,322)	1:1218:B:LEU:HD13	1:1221:B:ILE:HD11	14	3.89
(1,322)	1:1218:B:LEU:HD13	1:1221:B:ILE:HD12	14	3.89
(1,322)	1:1218:B:LEU:HD13	1:1221:B:ILE:HD13	14	3.89
(1,333)	1:1221:B:ILE:HD11	1:1218:B:LEU:HD11	13	3.35
(1,333)	1:1221:B:ILE:HD11	1:1218:B:LEU:HD12	13	3.35
(1,333)	1:1221:B:ILE:HD11	1:1218:B:LEU:HD13	13	3.35
(1,333)	1:1221:B:ILE:HD12	1:1218:B:LEU:HD11	13	3.35

Continued on next page...

Continued from previous page...

Key	Atom-1	Atom-2	Model ID	Violation (Å)
(1,333)	1:1221:B:ILE:HD12	1:1218:B:LEU:HD12	13	3.35
(1,333)	1:1221:B:ILE:HD12	1:1218:B:LEU:HD13	13	3.35
(1,333)	1:1221:B:ILE:HD13	1:1218:B:LEU:HD11	13	3.35
(1,333)	1:1221:B:ILE:HD13	1:1218:B:LEU:HD12	13	3.35
(1,333)	1:1221:B:ILE:HD13	1:1218:B:LEU:HD13	13	3.35
(1,332)	1:1221:B:ILE:HD11	1:1218:B:LEU:HD11	13	3.35
(1,332)	1:1221:B:ILE:HD11	1:1218:B:LEU:HD12	13	3.35
(1,332)	1:1221:B:ILE:HD11	1:1218:B:LEU:HD13	13	3.35
(1,332)	1:1221:B:ILE:HD12	1:1218:B:LEU:HD11	13	3.35
(1,332)	1:1221:B:ILE:HD12	1:1218:B:LEU:HD12	13	3.35
(1,332)	1:1221:B:ILE:HD12	1:1218:B:LEU:HD13	13	3.35
(1,332)	1:1221:B:ILE:HD13	1:1218:B:LEU:HD11	13	3.35
(1,332)	1:1221:B:ILE:HD13	1:1218:B:LEU:HD12	13	3.35
(1,332)	1:1221:B:ILE:HD13	1:1218:B:LEU:HD13	13	3.35
(1,331)	1:1221:B:ILE:HD11	1:1218:B:LEU:HD11	13	3.35
(1,331)	1:1221:B:ILE:HD11	1:1218:B:LEU:HD12	13	3.35
(1,331)	1:1221:B:ILE:HD11	1:1218:B:LEU:HD13	13	3.35
(1,331)	1:1221:B:ILE:HD12	1:1218:B:LEU:HD11	13	3.35
(1,331)	1:1221:B:ILE:HD12	1:1218:B:LEU:HD12	13	3.35
(1,331)	1:1221:B:ILE:HD12	1:1218:B:LEU:HD13	13	3.35
(1,331)	1:1221:B:ILE:HD13	1:1218:B:LEU:HD11	13	3.35
(1,331)	1:1221:B:ILE:HD13	1:1218:B:LEU:HD12	13	3.35
(1,331)	1:1221:B:ILE:HD13	1:1218:B:LEU:HD13	13	3.35
(1,324)	1:1218:B:LEU:HD11	1:1221:B:ILE:HD11	13	3.35
(1,324)	1:1218:B:LEU:HD11	1:1221:B:ILE:HD12	13	3.35
(1,324)	1:1218:B:LEU:HD11	1:1221:B:ILE:HD13	13	3.35
(1,324)	1:1218:B:LEU:HD12	1:1221:B:ILE:HD11	13	3.35
(1,324)	1:1218:B:LEU:HD12	1:1221:B:ILE:HD12	13	3.35
(1,324)	1:1218:B:LEU:HD12	1:1221:B:ILE:HD13	13	3.35
(1,324)	1:1218:B:LEU:HD13	1:1221:B:ILE:HD11	13	3.35
(1,324)	1:1218:B:LEU:HD13	1:1221:B:ILE:HD12	13	3.35
(1,324)	1:1218:B:LEU:HD13	1:1221:B:ILE:HD13	13	3.35
(1,323)	1:1218:B:LEU:HD11	1:1221:B:ILE:HD11	13	3.35
(1,323)	1:1218:B:LEU:HD11	1:1221:B:ILE:HD12	13	3.35
(1,323)	1:1218:B:LEU:HD11	1:1221:B:ILE:HD13	13	3.35
(1,323)	1:1218:B:LEU:HD12	1:1221:B:ILE:HD11	13	3.35
(1,323)	1:1218:B:LEU:HD12	1:1221:B:ILE:HD12	13	3.35
(1,323)	1:1218:B:LEU:HD12	1:1221:B:ILE:HD13	13	3.35
(1,323)	1:1218:B:LEU:HD13	1:1221:B:ILE:HD11	13	3.35
(1,323)	1:1218:B:LEU:HD13	1:1221:B:ILE:HD12	13	3.35
(1,323)	1:1218:B:LEU:HD13	1:1221:B:ILE:HD13	13	3.35
(1,322)	1:1218:B:LEU:HD11	1:1221:B:ILE:HD11	13	3.35

Continued on next page...

Continued from previous page...

Key	Atom-1	Atom-2	Model ID	Violation (Å)
(1,322)	1:1218:B:LEU:HD11	1:1221:B:ILE:HD12	13	3.35
(1,322)	1:1218:B:LEU:HD11	1:1221:B:ILE:HD13	13	3.35
(1,322)	1:1218:B:LEU:HD12	1:1221:B:ILE:HD11	13	3.35
(1,322)	1:1218:B:LEU:HD12	1:1221:B:ILE:HD12	13	3.35
(1,322)	1:1218:B:LEU:HD12	1:1221:B:ILE:HD13	13	3.35
(1,322)	1:1218:B:LEU:HD13	1:1221:B:ILE:HD11	13	3.35
(1,322)	1:1218:B:LEU:HD13	1:1221:B:ILE:HD12	13	3.35
(1,322)	1:1218:B:LEU:HD13	1:1221:B:ILE:HD13	13	3.35
(1,333)	1:1221:B:ILE:HD11	1:1218:B:LEU:HD11	6	3.11
(1,333)	1:1221:B:ILE:HD11	1:1218:B:LEU:HD12	6	3.11
(1,333)	1:1221:B:ILE:HD11	1:1218:B:LEU:HD13	6	3.11
(1,333)	1:1221:B:ILE:HD12	1:1218:B:LEU:HD11	6	3.11
(1,333)	1:1221:B:ILE:HD12	1:1218:B:LEU:HD12	6	3.11
(1,333)	1:1221:B:ILE:HD12	1:1218:B:LEU:HD13	6	3.11
(1,333)	1:1221:B:ILE:HD13	1:1218:B:LEU:HD11	6	3.11
(1,333)	1:1221:B:ILE:HD13	1:1218:B:LEU:HD12	6	3.11
(1,333)	1:1221:B:ILE:HD13	1:1218:B:LEU:HD13	6	3.11
(1,332)	1:1221:B:ILE:HD11	1:1218:B:LEU:HD11	6	3.11
(1,332)	1:1221:B:ILE:HD11	1:1218:B:LEU:HD12	6	3.11
(1,332)	1:1221:B:ILE:HD11	1:1218:B:LEU:HD13	6	3.11
(1,332)	1:1221:B:ILE:HD12	1:1218:B:LEU:HD11	6	3.11
(1,332)	1:1221:B:ILE:HD12	1:1218:B:LEU:HD12	6	3.11
(1,332)	1:1221:B:ILE:HD12	1:1218:B:LEU:HD13	6	3.11
(1,332)	1:1221:B:ILE:HD13	1:1218:B:LEU:HD11	6	3.11
(1,332)	1:1221:B:ILE:HD13	1:1218:B:LEU:HD12	6	3.11
(1,332)	1:1221:B:ILE:HD13	1:1218:B:LEU:HD13	6	3.11
(1,331)	1:1221:B:ILE:HD11	1:1218:B:LEU:HD11	6	3.11
(1,331)	1:1221:B:ILE:HD11	1:1218:B:LEU:HD12	6	3.11
(1,331)	1:1221:B:ILE:HD11	1:1218:B:LEU:HD13	6	3.11
(1,331)	1:1221:B:ILE:HD12	1:1218:B:LEU:HD11	6	3.11
(1,331)	1:1221:B:ILE:HD12	1:1218:B:LEU:HD12	6	3.11
(1,331)	1:1221:B:ILE:HD12	1:1218:B:LEU:HD13	6	3.11
(1,331)	1:1221:B:ILE:HD13	1:1218:B:LEU:HD11	6	3.11
(1,331)	1:1221:B:ILE:HD13	1:1218:B:LEU:HD12	6	3.11
(1,331)	1:1221:B:ILE:HD13	1:1218:B:LEU:HD13	6	3.11
(1,324)	1:1218:B:LEU:HD11	1:1221:B:ILE:HD11	6	3.11
(1,324)	1:1218:B:LEU:HD11	1:1221:B:ILE:HD12	6	3.11
(1,324)	1:1218:B:LEU:HD11	1:1221:B:ILE:HD13	6	3.11
(1,324)	1:1218:B:LEU:HD12	1:1221:B:ILE:HD11	6	3.11
(1,324)	1:1218:B:LEU:HD12	1:1221:B:ILE:HD12	6	3.11
(1,324)	1:1218:B:LEU:HD12	1:1221:B:ILE:HD13	6	3.11
(1,324)	1:1218:B:LEU:HD13	1:1221:B:ILE:HD11	6	3.11

Continued on next page...

Continued from previous page...

Key	Atom-1	Atom-2	Model ID	Violation (Å)
(1,324)	1:1218:B:LEU:HD13	1:1221:B:ILE:HD12	6	3.11
(1,324)	1:1218:B:LEU:HD13	1:1221:B:ILE:HD13	6	3.11
(1,323)	1:1218:B:LEU:HD11	1:1221:B:ILE:HD11	6	3.11
(1,323)	1:1218:B:LEU:HD11	1:1221:B:ILE:HD12	6	3.11
(1,323)	1:1218:B:LEU:HD11	1:1221:B:ILE:HD13	6	3.11
(1,323)	1:1218:B:LEU:HD12	1:1221:B:ILE:HD11	6	3.11
(1,323)	1:1218:B:LEU:HD12	1:1221:B:ILE:HD12	6	3.11
(1,323)	1:1218:B:LEU:HD12	1:1221:B:ILE:HD13	6	3.11
(1,323)	1:1218:B:LEU:HD13	1:1221:B:ILE:HD11	6	3.11
(1,323)	1:1218:B:LEU:HD13	1:1221:B:ILE:HD12	6	3.11
(1,323)	1:1218:B:LEU:HD13	1:1221:B:ILE:HD13	6	3.11
(1,322)	1:1218:B:LEU:HD11	1:1221:B:ILE:HD11	6	3.11
(1,322)	1:1218:B:LEU:HD11	1:1221:B:ILE:HD12	6	3.11
(1,322)	1:1218:B:LEU:HD11	1:1221:B:ILE:HD13	6	3.11
(1,322)	1:1218:B:LEU:HD12	1:1221:B:ILE:HD11	6	3.11
(1,322)	1:1218:B:LEU:HD12	1:1221:B:ILE:HD12	6	3.11
(1,322)	1:1218:B:LEU:HD12	1:1221:B:ILE:HD13	6	3.11
(1,322)	1:1218:B:LEU:HD13	1:1221:B:ILE:HD11	6	3.11
(1,322)	1:1218:B:LEU:HD13	1:1221:B:ILE:HD12	6	3.11
(1,322)	1:1218:B:LEU:HD13	1:1221:B:ILE:HD13	6	3.11
(1,333)	1:1221:B:ILE:HD11	1:1218:B:LEU:HD11	7	2.63
(1,333)	1:1221:B:ILE:HD11	1:1218:B:LEU:HD12	7	2.63
(1,333)	1:1221:B:ILE:HD11	1:1218:B:LEU:HD13	7	2.63
(1,333)	1:1221:B:ILE:HD12	1:1218:B:LEU:HD11	7	2.63
(1,333)	1:1221:B:ILE:HD12	1:1218:B:LEU:HD12	7	2.63
(1,333)	1:1221:B:ILE:HD12	1:1218:B:LEU:HD13	7	2.63
(1,333)	1:1221:B:ILE:HD13	1:1218:B:LEU:HD11	7	2.63
(1,333)	1:1221:B:ILE:HD13	1:1218:B:LEU:HD12	7	2.63
(1,333)	1:1221:B:ILE:HD13	1:1218:B:LEU:HD13	7	2.63
(1,332)	1:1221:B:ILE:HD11	1:1218:B:LEU:HD11	7	2.63
(1,332)	1:1221:B:ILE:HD11	1:1218:B:LEU:HD12	7	2.63
(1,332)	1:1221:B:ILE:HD11	1:1218:B:LEU:HD13	7	2.63
(1,332)	1:1221:B:ILE:HD12	1:1218:B:LEU:HD11	7	2.63
(1,332)	1:1221:B:ILE:HD12	1:1218:B:LEU:HD12	7	2.63
(1,332)	1:1221:B:ILE:HD12	1:1218:B:LEU:HD13	7	2.63
(1,332)	1:1221:B:ILE:HD13	1:1218:B:LEU:HD11	7	2.63
(1,332)	1:1221:B:ILE:HD13	1:1218:B:LEU:HD12	7	2.63
(1,332)	1:1221:B:ILE:HD13	1:1218:B:LEU:HD13	7	2.63
(1,331)	1:1221:B:ILE:HD11	1:1218:B:LEU:HD11	7	2.63
(1,331)	1:1221:B:ILE:HD11	1:1218:B:LEU:HD12	7	2.63
(1,331)	1:1221:B:ILE:HD11	1:1218:B:LEU:HD13	7	2.63
(1,331)	1:1221:B:ILE:HD12	1:1218:B:LEU:HD11	7	2.63

Continued on next page...

Continued from previous page...

Key	Atom-1	Atom-2	Model ID	Violation (Å)
(1,331)	1:1221:B:ILE:HD12	1:1218:B:LEU:HD12	7	2.63
(1,331)	1:1221:B:ILE:HD12	1:1218:B:LEU:HD13	7	2.63
(1,331)	1:1221:B:ILE:HD13	1:1218:B:LEU:HD11	7	2.63
(1,331)	1:1221:B:ILE:HD13	1:1218:B:LEU:HD12	7	2.63
(1,331)	1:1221:B:ILE:HD13	1:1218:B:LEU:HD13	7	2.63
(1,324)	1:1218:B:LEU:HD11	1:1221:B:ILE:HD11	7	2.63
(1,324)	1:1218:B:LEU:HD11	1:1221:B:ILE:HD12	7	2.63
(1,324)	1:1218:B:LEU:HD11	1:1221:B:ILE:HD13	7	2.63
(1,324)	1:1218:B:LEU:HD12	1:1221:B:ILE:HD11	7	2.63
(1,324)	1:1218:B:LEU:HD12	1:1221:B:ILE:HD12	7	2.63
(1,324)	1:1218:B:LEU:HD12	1:1221:B:ILE:HD13	7	2.63
(1,324)	1:1218:B:LEU:HD13	1:1221:B:ILE:HD11	7	2.63
(1,324)	1:1218:B:LEU:HD13	1:1221:B:ILE:HD12	7	2.63
(1,324)	1:1218:B:LEU:HD13	1:1221:B:ILE:HD13	7	2.63
(1,323)	1:1218:B:LEU:HD11	1:1221:B:ILE:HD11	7	2.63
(1,323)	1:1218:B:LEU:HD11	1:1221:B:ILE:HD12	7	2.63
(1,323)	1:1218:B:LEU:HD11	1:1221:B:ILE:HD13	7	2.63
(1,323)	1:1218:B:LEU:HD12	1:1221:B:ILE:HD11	7	2.63
(1,323)	1:1218:B:LEU:HD12	1:1221:B:ILE:HD12	7	2.63
(1,323)	1:1218:B:LEU:HD12	1:1221:B:ILE:HD13	7	2.63
(1,323)	1:1218:B:LEU:HD13	1:1221:B:ILE:HD11	7	2.63
(1,323)	1:1218:B:LEU:HD13	1:1221:B:ILE:HD12	7	2.63
(1,323)	1:1218:B:LEU:HD13	1:1221:B:ILE:HD13	7	2.63
(1,322)	1:1218:B:LEU:HD11	1:1221:B:ILE:HD11	7	2.63
(1,322)	1:1218:B:LEU:HD11	1:1221:B:ILE:HD12	7	2.63
(1,322)	1:1218:B:LEU:HD11	1:1221:B:ILE:HD13	7	2.63
(1,322)	1:1218:B:LEU:HD12	1:1221:B:ILE:HD11	7	2.63
(1,322)	1:1218:B:LEU:HD12	1:1221:B:ILE:HD12	7	2.63
(1,322)	1:1218:B:LEU:HD12	1:1221:B:ILE:HD13	7	2.63
(1,322)	1:1218:B:LEU:HD13	1:1221:B:ILE:HD11	7	2.63
(1,322)	1:1218:B:LEU:HD13	1:1221:B:ILE:HD12	7	2.63
(1,322)	1:1218:B:LEU:HD13	1:1221:B:ILE:HD13	7	2.63
(1,375)	1:1229:B:LEU:HD21	1:1227:B:ILE:HA	9	2.61
(1,375)	1:1229:B:LEU:HD22	1:1227:B:ILE:HA	9	2.61
(1,375)	1:1229:B:LEU:HD23	1:1227:B:ILE:HA	9	2.61
(1,374)	1:1229:B:LEU:HD21	1:1227:B:ILE:HA	9	2.61
(1,374)	1:1229:B:LEU:HD22	1:1227:B:ILE:HA	9	2.61
(1,374)	1:1229:B:LEU:HD23	1:1227:B:ILE:HA	9	2.61
(1,373)	1:1229:B:LEU:HD21	1:1227:B:ILE:HA	9	2.61
(1,373)	1:1229:B:LEU:HD22	1:1227:B:ILE:HA	9	2.61
(1,373)	1:1229:B:LEU:HD23	1:1227:B:ILE:HA	9	2.61
(1,369)	1:1229:B:LEU:HD21	1:1226:B:ALA:HB1	1	2.6

Continued on next page...

Continued from previous page...

Key	Atom-1	Atom-2	Model ID	Violation (Å)
(1,369)	1:1229:B:LEU:HD21	1:1226:B:ALA:HB2	1	2.6
(1,369)	1:1229:B:LEU:HD21	1:1226:B:ALA:HB3	1	2.6
(1,369)	1:1229:B:LEU:HD22	1:1226:B:ALA:HB1	1	2.6
(1,369)	1:1229:B:LEU:HD22	1:1226:B:ALA:HB2	1	2.6
(1,369)	1:1229:B:LEU:HD22	1:1226:B:ALA:HB3	1	2.6
(1,369)	1:1229:B:LEU:HD23	1:1226:B:ALA:HB1	1	2.6
(1,369)	1:1229:B:LEU:HD23	1:1226:B:ALA:HB2	1	2.6
(1,369)	1:1229:B:LEU:HD23	1:1226:B:ALA:HB3	1	2.6
(1,368)	1:1229:B:LEU:HD21	1:1226:B:ALA:HB1	1	2.6
(1,368)	1:1229:B:LEU:HD21	1:1226:B:ALA:HB2	1	2.6
(1,368)	1:1229:B:LEU:HD21	1:1226:B:ALA:HB3	1	2.6
(1,368)	1:1229:B:LEU:HD22	1:1226:B:ALA:HB1	1	2.6
(1,368)	1:1229:B:LEU:HD22	1:1226:B:ALA:HB2	1	2.6
(1,368)	1:1229:B:LEU:HD22	1:1226:B:ALA:HB3	1	2.6
(1,368)	1:1229:B:LEU:HD23	1:1226:B:ALA:HB1	1	2.6
(1,368)	1:1229:B:LEU:HD23	1:1226:B:ALA:HB2	1	2.6
(1,368)	1:1229:B:LEU:HD23	1:1226:B:ALA:HB3	1	2.6
(1,367)	1:1229:B:LEU:HD21	1:1226:B:ALA:HB1	1	2.6
(1,367)	1:1229:B:LEU:HD21	1:1226:B:ALA:HB2	1	2.6
(1,367)	1:1229:B:LEU:HD21	1:1226:B:ALA:HB3	1	2.6
(1,367)	1:1229:B:LEU:HD22	1:1226:B:ALA:HB1	1	2.6
(1,367)	1:1229:B:LEU:HD22	1:1226:B:ALA:HB2	1	2.6
(1,367)	1:1229:B:LEU:HD22	1:1226:B:ALA:HB3	1	2.6
(1,367)	1:1229:B:LEU:HD23	1:1226:B:ALA:HB1	1	2.6
(1,367)	1:1229:B:LEU:HD23	1:1226:B:ALA:HB2	1	2.6
(1,367)	1:1229:B:LEU:HD23	1:1226:B:ALA:HB3	1	2.6
(1,363)	1:1228:B:VAL:HG11	1:1226:B:ALA:HB1	6	2.6
(1,363)	1:1228:B:VAL:HG11	1:1226:B:ALA:HB2	6	2.6
(1,363)	1:1228:B:VAL:HG11	1:1226:B:ALA:HB3	6	2.6
(1,363)	1:1228:B:VAL:HG12	1:1226:B:ALA:HB1	6	2.6
(1,363)	1:1228:B:VAL:HG12	1:1226:B:ALA:HB2	6	2.6
(1,363)	1:1228:B:VAL:HG12	1:1226:B:ALA:HB3	6	2.6
(1,363)	1:1228:B:VAL:HG13	1:1226:B:ALA:HB1	6	2.6
(1,363)	1:1228:B:VAL:HG13	1:1226:B:ALA:HB2	6	2.6
(1,363)	1:1228:B:VAL:HG13	1:1226:B:ALA:HB3	6	2.6
(1,362)	1:1228:B:VAL:HG11	1:1226:B:ALA:HB1	6	2.6
(1,362)	1:1228:B:VAL:HG11	1:1226:B:ALA:HB2	6	2.6
(1,362)	1:1228:B:VAL:HG11	1:1226:B:ALA:HB3	6	2.6
(1,362)	1:1228:B:VAL:HG12	1:1226:B:ALA:HB1	6	2.6
(1,362)	1:1228:B:VAL:HG12	1:1226:B:ALA:HB2	6	2.6
(1,362)	1:1228:B:VAL:HG12	1:1226:B:ALA:HB3	6	2.6
(1,362)	1:1228:B:VAL:HG13	1:1226:B:ALA:HB1	6	2.6

Continued on next page...

Continued from previous page...

Key	Atom-1	Atom-2	Model ID	Violation (Å)
(1,362)	1:1228:B:VAL:HG13	1:1226:B:ALA:HB2	6	2.6
(1,362)	1:1228:B:VAL:HG13	1:1226:B:ALA:HB3	6	2.6
(1,361)	1:1228:B:VAL:HG11	1:1226:B:ALA:HB1	6	2.6
(1,361)	1:1228:B:VAL:HG11	1:1226:B:ALA:HB2	6	2.6
(1,361)	1:1228:B:VAL:HG11	1:1226:B:ALA:HB3	6	2.6
(1,361)	1:1228:B:VAL:HG12	1:1226:B:ALA:HB1	6	2.6
(1,361)	1:1228:B:VAL:HG12	1:1226:B:ALA:HB2	6	2.6
(1,361)	1:1228:B:VAL:HG12	1:1226:B:ALA:HB3	6	2.6
(1,361)	1:1228:B:VAL:HG13	1:1226:B:ALA:HB1	6	2.6
(1,361)	1:1228:B:VAL:HG13	1:1226:B:ALA:HB2	6	2.6
(1,361)	1:1228:B:VAL:HG13	1:1226:B:ALA:HB3	6	2.6
(1,333)	1:1221:B:ILE:HD11	1:1218:B:LEU:HD11	9	2.6
(1,333)	1:1221:B:ILE:HD11	1:1218:B:LEU:HD12	9	2.6
(1,333)	1:1221:B:ILE:HD11	1:1218:B:LEU:HD13	9	2.6
(1,333)	1:1221:B:ILE:HD12	1:1218:B:LEU:HD11	9	2.6
(1,333)	1:1221:B:ILE:HD12	1:1218:B:LEU:HD12	9	2.6
(1,333)	1:1221:B:ILE:HD12	1:1218:B:LEU:HD13	9	2.6
(1,333)	1:1221:B:ILE:HD13	1:1218:B:LEU:HD11	9	2.6
(1,333)	1:1221:B:ILE:HD13	1:1218:B:LEU:HD12	9	2.6
(1,333)	1:1221:B:ILE:HD13	1:1218:B:LEU:HD13	9	2.6
(1,332)	1:1221:B:ILE:HD11	1:1218:B:LEU:HD11	9	2.6
(1,332)	1:1221:B:ILE:HD11	1:1218:B:LEU:HD12	9	2.6
(1,332)	1:1221:B:ILE:HD11	1:1218:B:LEU:HD13	9	2.6
(1,332)	1:1221:B:ILE:HD12	1:1218:B:LEU:HD11	9	2.6
(1,332)	1:1221:B:ILE:HD12	1:1218:B:LEU:HD12	9	2.6
(1,332)	1:1221:B:ILE:HD12	1:1218:B:LEU:HD13	9	2.6
(1,332)	1:1221:B:ILE:HD13	1:1218:B:LEU:HD11	9	2.6
(1,332)	1:1221:B:ILE:HD13	1:1218:B:LEU:HD12	9	2.6
(1,332)	1:1221:B:ILE:HD13	1:1218:B:LEU:HD13	9	2.6
(1,331)	1:1221:B:ILE:HD11	1:1218:B:LEU:HD11	9	2.6
(1,331)	1:1221:B:ILE:HD11	1:1218:B:LEU:HD12	9	2.6
(1,331)	1:1221:B:ILE:HD11	1:1218:B:LEU:HD13	9	2.6
(1,331)	1:1221:B:ILE:HD12	1:1218:B:LEU:HD11	9	2.6
(1,331)	1:1221:B:ILE:HD12	1:1218:B:LEU:HD12	9	2.6
(1,331)	1:1221:B:ILE:HD12	1:1218:B:LEU:HD13	9	2.6
(1,331)	1:1221:B:ILE:HD13	1:1218:B:LEU:HD11	9	2.6
(1,331)	1:1221:B:ILE:HD13	1:1218:B:LEU:HD12	9	2.6
(1,331)	1:1221:B:ILE:HD13	1:1218:B:LEU:HD13	9	2.6
(1,324)	1:1218:B:LEU:HD11	1:1221:B:ILE:HD11	9	2.6
(1,324)	1:1218:B:LEU:HD11	1:1221:B:ILE:HD12	9	2.6
(1,324)	1:1218:B:LEU:HD11	1:1221:B:ILE:HD13	9	2.6
(1,324)	1:1218:B:LEU:HD12	1:1221:B:ILE:HD11	9	2.6

Continued on next page...

Continued from previous page...

Key	Atom-1	Atom-2	Model ID	Violation (Å)
(1,324)	1:1218:B:LEU:HD12	1:1221:B:ILE:HD12	9	2.6
(1,324)	1:1218:B:LEU:HD12	1:1221:B:ILE:HD13	9	2.6
(1,324)	1:1218:B:LEU:HD13	1:1221:B:ILE:HD11	9	2.6
(1,324)	1:1218:B:LEU:HD13	1:1221:B:ILE:HD12	9	2.6
(1,324)	1:1218:B:LEU:HD13	1:1221:B:ILE:HD13	9	2.6
(1,323)	1:1218:B:LEU:HD11	1:1221:B:ILE:HD11	9	2.6
(1,323)	1:1218:B:LEU:HD11	1:1221:B:ILE:HD12	9	2.6
(1,323)	1:1218:B:LEU:HD11	1:1221:B:ILE:HD13	9	2.6
(1,323)	1:1218:B:LEU:HD12	1:1221:B:ILE:HD11	9	2.6
(1,323)	1:1218:B:LEU:HD12	1:1221:B:ILE:HD12	9	2.6
(1,323)	1:1218:B:LEU:HD12	1:1221:B:ILE:HD13	9	2.6
(1,323)	1:1218:B:LEU:HD13	1:1221:B:ILE:HD11	9	2.6
(1,323)	1:1218:B:LEU:HD13	1:1221:B:ILE:HD12	9	2.6
(1,323)	1:1218:B:LEU:HD13	1:1221:B:ILE:HD13	9	2.6
(1,322)	1:1218:B:LEU:HD11	1:1221:B:ILE:HD11	9	2.6
(1,322)	1:1218:B:LEU:HD11	1:1221:B:ILE:HD12	9	2.6
(1,322)	1:1218:B:LEU:HD11	1:1221:B:ILE:HD13	9	2.6
(1,322)	1:1218:B:LEU:HD12	1:1221:B:ILE:HD11	9	2.6
(1,322)	1:1218:B:LEU:HD12	1:1221:B:ILE:HD12	9	2.6
(1,322)	1:1218:B:LEU:HD12	1:1221:B:ILE:HD13	9	2.6
(1,322)	1:1218:B:LEU:HD13	1:1221:B:ILE:HD11	9	2.6
(1,322)	1:1218:B:LEU:HD13	1:1221:B:ILE:HD12	9	2.6
(1,322)	1:1218:B:LEU:HD13	1:1221:B:ILE:HD13	9	2.6
(1,363)	1:1228:B:VAL:HG11	1:1226:B:ALA:HB1	8	2.59
(1,363)	1:1228:B:VAL:HG11	1:1226:B:ALA:HB2	8	2.59
(1,363)	1:1228:B:VAL:HG11	1:1226:B:ALA:HB3	8	2.59
(1,363)	1:1228:B:VAL:HG12	1:1226:B:ALA:HB1	8	2.59
(1,363)	1:1228:B:VAL:HG12	1:1226:B:ALA:HB2	8	2.59
(1,363)	1:1228:B:VAL:HG12	1:1226:B:ALA:HB3	8	2.59
(1,363)	1:1228:B:VAL:HG13	1:1226:B:ALA:HB1	8	2.59
(1,363)	1:1228:B:VAL:HG13	1:1226:B:ALA:HB2	8	2.59
(1,363)	1:1228:B:VAL:HG13	1:1226:B:ALA:HB3	8	2.59
(1,363)	1:1228:B:VAL:HG11	1:1226:B:ALA:HB1	14	2.59
(1,363)	1:1228:B:VAL:HG11	1:1226:B:ALA:HB2	14	2.59
(1,363)	1:1228:B:VAL:HG11	1:1226:B:ALA:HB3	14	2.59
(1,363)	1:1228:B:VAL:HG12	1:1226:B:ALA:HB1	14	2.59
(1,363)	1:1228:B:VAL:HG12	1:1226:B:ALA:HB2	14	2.59
(1,363)	1:1228:B:VAL:HG12	1:1226:B:ALA:HB3	14	2.59
(1,363)	1:1228:B:VAL:HG13	1:1226:B:ALA:HB1	14	2.59
(1,363)	1:1228:B:VAL:HG13	1:1226:B:ALA:HB2	14	2.59
(1,363)	1:1228:B:VAL:HG13	1:1226:B:ALA:HB3	14	2.59
(1,362)	1:1228:B:VAL:HG11	1:1226:B:ALA:HB1	8	2.59

Continued on next page...

Continued from previous page...

Key	Atom-1	Atom-2	Model ID	Violation (Å)
(1,362)	1:1228:B:VAL:HG11	1:1226:B:ALA:HB2	8	2.59
(1,362)	1:1228:B:VAL:HG11	1:1226:B:ALA:HB3	8	2.59
(1,362)	1:1228:B:VAL:HG12	1:1226:B:ALA:HB1	8	2.59
(1,362)	1:1228:B:VAL:HG12	1:1226:B:ALA:HB2	8	2.59
(1,362)	1:1228:B:VAL:HG12	1:1226:B:ALA:HB3	8	2.59
(1,362)	1:1228:B:VAL:HG13	1:1226:B:ALA:HB1	8	2.59
(1,362)	1:1228:B:VAL:HG13	1:1226:B:ALA:HB2	8	2.59
(1,362)	1:1228:B:VAL:HG13	1:1226:B:ALA:HB3	8	2.59
(1,362)	1:1228:B:VAL:HG11	1:1226:B:ALA:HB1	14	2.59
(1,362)	1:1228:B:VAL:HG11	1:1226:B:ALA:HB2	14	2.59
(1,362)	1:1228:B:VAL:HG11	1:1226:B:ALA:HB3	14	2.59
(1,362)	1:1228:B:VAL:HG12	1:1226:B:ALA:HB1	14	2.59
(1,362)	1:1228:B:VAL:HG12	1:1226:B:ALA:HB2	14	2.59
(1,362)	1:1228:B:VAL:HG12	1:1226:B:ALA:HB3	14	2.59
(1,362)	1:1228:B:VAL:HG13	1:1226:B:ALA:HB1	14	2.59
(1,362)	1:1228:B:VAL:HG13	1:1226:B:ALA:HB2	14	2.59
(1,362)	1:1228:B:VAL:HG13	1:1226:B:ALA:HB3	14	2.59
(1,361)	1:1228:B:VAL:HG11	1:1226:B:ALA:HB1	8	2.59
(1,361)	1:1228:B:VAL:HG11	1:1226:B:ALA:HB2	8	2.59
(1,361)	1:1228:B:VAL:HG11	1:1226:B:ALA:HB3	8	2.59
(1,361)	1:1228:B:VAL:HG12	1:1226:B:ALA:HB1	8	2.59
(1,361)	1:1228:B:VAL:HG12	1:1226:B:ALA:HB2	8	2.59
(1,361)	1:1228:B:VAL:HG12	1:1226:B:ALA:HB3	8	2.59
(1,361)	1:1228:B:VAL:HG13	1:1226:B:ALA:HB1	8	2.59
(1,361)	1:1228:B:VAL:HG13	1:1226:B:ALA:HB2	8	2.59
(1,361)	1:1228:B:VAL:HG13	1:1226:B:ALA:HB3	8	2.59
(1,361)	1:1228:B:VAL:HG11	1:1226:B:ALA:HB1	14	2.59
(1,361)	1:1228:B:VAL:HG11	1:1226:B:ALA:HB2	14	2.59
(1,361)	1:1228:B:VAL:HG11	1:1226:B:ALA:HB3	14	2.59
(1,361)	1:1228:B:VAL:HG12	1:1226:B:ALA:HB1	14	2.59
(1,361)	1:1228:B:VAL:HG12	1:1226:B:ALA:HB2	14	2.59
(1,361)	1:1228:B:VAL:HG12	1:1226:B:ALA:HB3	14	2.59
(1,361)	1:1228:B:VAL:HG13	1:1226:B:ALA:HB1	14	2.59
(1,361)	1:1228:B:VAL:HG13	1:1226:B:ALA:HB2	14	2.59
(1,361)	1:1228:B:VAL:HG13	1:1226:B:ALA:HB3	14	2.59
(1,342)	1:1223:B:GLY:H	1:1225:B:ILE:HG21	4	2.59
(1,342)	1:1223:B:GLY:H	1:1225:B:ILE:HG22	4	2.59
(1,342)	1:1223:B:GLY:H	1:1225:B:ILE:HG23	4	2.59
(1,341)	1:1223:B:GLY:H	1:1225:B:ILE:HG21	4	2.59
(1,341)	1:1223:B:GLY:H	1:1225:B:ILE:HG22	4	2.59
(1,341)	1:1223:B:GLY:H	1:1225:B:ILE:HG23	4	2.59
(1,340)	1:1223:B:GLY:H	1:1225:B:ILE:HG21	4	2.59

Continued on next page...

Continued from previous page...

Key	Atom-1	Atom-2	Model ID	Violation (Å)
(1,340)	1:1223:B:GLY:H	1:1225:B:ILE:HG22	4	2.59
(1,340)	1:1223:B:GLY:H	1:1225:B:ILE:HG23	4	2.59
(1,363)	1:1228:B:VAL:HG11	1:1226:B:ALA:HB1	1	2.58
(1,363)	1:1228:B:VAL:HG11	1:1226:B:ALA:HB2	1	2.58
(1,363)	1:1228:B:VAL:HG11	1:1226:B:ALA:HB3	1	2.58
(1,363)	1:1228:B:VAL:HG12	1:1226:B:ALA:HB1	1	2.58
(1,363)	1:1228:B:VAL:HG12	1:1226:B:ALA:HB2	1	2.58
(1,363)	1:1228:B:VAL:HG12	1:1226:B:ALA:HB3	1	2.58
(1,363)	1:1228:B:VAL:HG13	1:1226:B:ALA:HB1	1	2.58
(1,363)	1:1228:B:VAL:HG13	1:1226:B:ALA:HB2	1	2.58
(1,363)	1:1228:B:VAL:HG13	1:1226:B:ALA:HB3	1	2.58
(1,362)	1:1228:B:VAL:HG11	1:1226:B:ALA:HB1	1	2.58
(1,362)	1:1228:B:VAL:HG11	1:1226:B:ALA:HB2	1	2.58
(1,362)	1:1228:B:VAL:HG11	1:1226:B:ALA:HB3	1	2.58
(1,362)	1:1228:B:VAL:HG12	1:1226:B:ALA:HB1	1	2.58
(1,362)	1:1228:B:VAL:HG12	1:1226:B:ALA:HB2	1	2.58
(1,362)	1:1228:B:VAL:HG12	1:1226:B:ALA:HB3	1	2.58
(1,362)	1:1228:B:VAL:HG13	1:1226:B:ALA:HB1	1	2.58
(1,362)	1:1228:B:VAL:HG13	1:1226:B:ALA:HB2	1	2.58
(1,362)	1:1228:B:VAL:HG13	1:1226:B:ALA:HB3	1	2.58
(1,361)	1:1228:B:VAL:HG11	1:1226:B:ALA:HB1	1	2.58
(1,361)	1:1228:B:VAL:HG11	1:1226:B:ALA:HB2	1	2.58
(1,361)	1:1228:B:VAL:HG11	1:1226:B:ALA:HB3	1	2.58
(1,361)	1:1228:B:VAL:HG12	1:1226:B:ALA:HB1	1	2.58
(1,361)	1:1228:B:VAL:HG12	1:1226:B:ALA:HB2	1	2.58
(1,361)	1:1228:B:VAL:HG12	1:1226:B:ALA:HB3	1	2.58
(1,361)	1:1228:B:VAL:HG13	1:1226:B:ALA:HB1	1	2.58
(1,361)	1:1228:B:VAL:HG13	1:1226:B:ALA:HB2	1	2.58
(1,361)	1:1228:B:VAL:HG13	1:1226:B:ALA:HB3	1	2.58
(1,363)	1:1228:B:VAL:HG11	1:1226:B:ALA:HB1	12	2.57
(1,363)	1:1228:B:VAL:HG11	1:1226:B:ALA:HB2	12	2.57
(1,363)	1:1228:B:VAL:HG11	1:1226:B:ALA:HB3	12	2.57
(1,363)	1:1228:B:VAL:HG12	1:1226:B:ALA:HB1	12	2.57
(1,363)	1:1228:B:VAL:HG12	1:1226:B:ALA:HB2	12	2.57
(1,363)	1:1228:B:VAL:HG12	1:1226:B:ALA:HB3	12	2.57
(1,363)	1:1228:B:VAL:HG13	1:1226:B:ALA:HB1	12	2.57
(1,363)	1:1228:B:VAL:HG13	1:1226:B:ALA:HB2	12	2.57
(1,363)	1:1228:B:VAL:HG13	1:1226:B:ALA:HB3	12	2.57
(1,362)	1:1228:B:VAL:HG11	1:1226:B:ALA:HB1	12	2.57
(1,362)	1:1228:B:VAL:HG11	1:1226:B:ALA:HB2	12	2.57
(1,362)	1:1228:B:VAL:HG11	1:1226:B:ALA:HB3	12	2.57
(1,362)	1:1228:B:VAL:HG12	1:1226:B:ALA:HB1	12	2.57

Continued on next page...

Continued from previous page...

Key	Atom-1	Atom-2	Model ID	Violation (Å)
(1,362)	1:1228:B:VAL:HG12	1:1226:B:ALA:HB2	12	2.57
(1,362)	1:1228:B:VAL:HG12	1:1226:B:ALA:HB3	12	2.57
(1,362)	1:1228:B:VAL:HG13	1:1226:B:ALA:HB1	12	2.57
(1,362)	1:1228:B:VAL:HG13	1:1226:B:ALA:HB2	12	2.57
(1,362)	1:1228:B:VAL:HG13	1:1226:B:ALA:HB3	12	2.57
(1,361)	1:1228:B:VAL:HG11	1:1226:B:ALA:HB1	12	2.57
(1,361)	1:1228:B:VAL:HG11	1:1226:B:ALA:HB2	12	2.57
(1,361)	1:1228:B:VAL:HG11	1:1226:B:ALA:HB3	12	2.57
(1,361)	1:1228:B:VAL:HG12	1:1226:B:ALA:HB1	12	2.57
(1,361)	1:1228:B:VAL:HG12	1:1226:B:ALA:HB2	12	2.57
(1,361)	1:1228:B:VAL:HG12	1:1226:B:ALA:HB3	12	2.57
(1,361)	1:1228:B:VAL:HG13	1:1226:B:ALA:HB1	12	2.57
(1,361)	1:1228:B:VAL:HG13	1:1226:B:ALA:HB2	12	2.57
(1,361)	1:1228:B:VAL:HG13	1:1226:B:ALA:HB3	12	2.57
(1,363)	1:1228:B:VAL:HG11	1:1226:B:ALA:HB1	7	2.55
(1,363)	1:1228:B:VAL:HG11	1:1226:B:ALA:HB2	7	2.55
(1,363)	1:1228:B:VAL:HG11	1:1226:B:ALA:HB3	7	2.55
(1,363)	1:1228:B:VAL:HG12	1:1226:B:ALA:HB1	7	2.55
(1,363)	1:1228:B:VAL:HG12	1:1226:B:ALA:HB2	7	2.55
(1,363)	1:1228:B:VAL:HG12	1:1226:B:ALA:HB3	7	2.55
(1,363)	1:1228:B:VAL:HG13	1:1226:B:ALA:HB1	7	2.55
(1,363)	1:1228:B:VAL:HG13	1:1226:B:ALA:HB2	7	2.55
(1,363)	1:1228:B:VAL:HG13	1:1226:B:ALA:HB3	7	2.55
(1,362)	1:1228:B:VAL:HG11	1:1226:B:ALA:HB1	7	2.55
(1,362)	1:1228:B:VAL:HG11	1:1226:B:ALA:HB2	7	2.55
(1,362)	1:1228:B:VAL:HG11	1:1226:B:ALA:HB3	7	2.55
(1,362)	1:1228:B:VAL:HG12	1:1226:B:ALA:HB1	7	2.55
(1,362)	1:1228:B:VAL:HG12	1:1226:B:ALA:HB2	7	2.55
(1,362)	1:1228:B:VAL:HG12	1:1226:B:ALA:HB3	7	2.55
(1,362)	1:1228:B:VAL:HG13	1:1226:B:ALA:HB1	7	2.55
(1,362)	1:1228:B:VAL:HG13	1:1226:B:ALA:HB2	7	2.55
(1,362)	1:1228:B:VAL:HG13	1:1226:B:ALA:HB3	7	2.55
(1,361)	1:1228:B:VAL:HG11	1:1226:B:ALA:HB1	7	2.55
(1,361)	1:1228:B:VAL:HG11	1:1226:B:ALA:HB2	7	2.55
(1,361)	1:1228:B:VAL:HG11	1:1226:B:ALA:HB3	7	2.55
(1,361)	1:1228:B:VAL:HG12	1:1226:B:ALA:HB1	7	2.55
(1,361)	1:1228:B:VAL:HG12	1:1226:B:ALA:HB2	7	2.55
(1,361)	1:1228:B:VAL:HG12	1:1226:B:ALA:HB3	7	2.55
(1,361)	1:1228:B:VAL:HG13	1:1226:B:ALA:HB1	7	2.55
(1,361)	1:1228:B:VAL:HG13	1:1226:B:ALA:HB2	7	2.55
(1,361)	1:1228:B:VAL:HG13	1:1226:B:ALA:HB3	7	2.55
(1,369)	1:1229:B:LEU:HD21	1:1226:B:ALA:HB1	5	2.54

Continued on next page...

Continued from previous page...

Key	Atom-1	Atom-2	Model ID	Violation (Å)
(1,369)	1:1229:B:LEU:HD21	1:1226:B:ALA:HB2	5	2.54
(1,369)	1:1229:B:LEU:HD21	1:1226:B:ALA:HB3	5	2.54
(1,369)	1:1229:B:LEU:HD22	1:1226:B:ALA:HB1	5	2.54
(1,369)	1:1229:B:LEU:HD22	1:1226:B:ALA:HB2	5	2.54
(1,369)	1:1229:B:LEU:HD22	1:1226:B:ALA:HB3	5	2.54
(1,369)	1:1229:B:LEU:HD23	1:1226:B:ALA:HB1	5	2.54
(1,369)	1:1229:B:LEU:HD23	1:1226:B:ALA:HB2	5	2.54
(1,369)	1:1229:B:LEU:HD23	1:1226:B:ALA:HB3	5	2.54
(1,368)	1:1229:B:LEU:HD21	1:1226:B:ALA:HB1	5	2.54
(1,368)	1:1229:B:LEU:HD21	1:1226:B:ALA:HB2	5	2.54
(1,368)	1:1229:B:LEU:HD21	1:1226:B:ALA:HB3	5	2.54
(1,368)	1:1229:B:LEU:HD22	1:1226:B:ALA:HB1	5	2.54
(1,368)	1:1229:B:LEU:HD22	1:1226:B:ALA:HB2	5	2.54
(1,368)	1:1229:B:LEU:HD22	1:1226:B:ALA:HB3	5	2.54
(1,368)	1:1229:B:LEU:HD23	1:1226:B:ALA:HB1	5	2.54
(1,368)	1:1229:B:LEU:HD23	1:1226:B:ALA:HB2	5	2.54
(1,368)	1:1229:B:LEU:HD23	1:1226:B:ALA:HB3	5	2.54
(1,367)	1:1229:B:LEU:HD21	1:1226:B:ALA:HB1	5	2.54
(1,367)	1:1229:B:LEU:HD21	1:1226:B:ALA:HB2	5	2.54
(1,367)	1:1229:B:LEU:HD21	1:1226:B:ALA:HB3	5	2.54
(1,367)	1:1229:B:LEU:HD22	1:1226:B:ALA:HB1	5	2.54
(1,367)	1:1229:B:LEU:HD22	1:1226:B:ALA:HB2	5	2.54
(1,367)	1:1229:B:LEU:HD22	1:1226:B:ALA:HB3	5	2.54
(1,367)	1:1229:B:LEU:HD23	1:1226:B:ALA:HB1	5	2.54
(1,367)	1:1229:B:LEU:HD23	1:1226:B:ALA:HB2	5	2.54
(1,367)	1:1229:B:LEU:HD23	1:1226:B:ALA:HB3	5	2.54
(1,363)	1:1228:B:VAL:HG11	1:1226:B:ALA:HB1	13	2.53
(1,363)	1:1228:B:VAL:HG11	1:1226:B:ALA:HB2	13	2.53
(1,363)	1:1228:B:VAL:HG11	1:1226:B:ALA:HB3	13	2.53
(1,363)	1:1228:B:VAL:HG12	1:1226:B:ALA:HB1	13	2.53
(1,363)	1:1228:B:VAL:HG12	1:1226:B:ALA:HB2	13	2.53
(1,363)	1:1228:B:VAL:HG12	1:1226:B:ALA:HB3	13	2.53
(1,363)	1:1228:B:VAL:HG13	1:1226:B:ALA:HB1	13	2.53
(1,363)	1:1228:B:VAL:HG13	1:1226:B:ALA:HB2	13	2.53
(1,363)	1:1228:B:VAL:HG13	1:1226:B:ALA:HB3	13	2.53
(1,362)	1:1228:B:VAL:HG11	1:1226:B:ALA:HB1	13	2.53
(1,362)	1:1228:B:VAL:HG11	1:1226:B:ALA:HB2	13	2.53
(1,362)	1:1228:B:VAL:HG11	1:1226:B:ALA:HB3	13	2.53
(1,362)	1:1228:B:VAL:HG12	1:1226:B:ALA:HB1	13	2.53
(1,362)	1:1228:B:VAL:HG12	1:1226:B:ALA:HB2	13	2.53
(1,362)	1:1228:B:VAL:HG12	1:1226:B:ALA:HB3	13	2.53
(1,362)	1:1228:B:VAL:HG13	1:1226:B:ALA:HB1	13	2.53

Continued on next page...

Continued from previous page...

Key	Atom-1	Atom-2	Model ID	Violation (Å)
(1,362)	1:1228:B:VAL:HG13	1:1226:B:ALA:HB2	13	2.53
(1,362)	1:1228:B:VAL:HG13	1:1226:B:ALA:HB3	13	2.53
(1,361)	1:1228:B:VAL:HG11	1:1226:B:ALA:HB1	13	2.53
(1,361)	1:1228:B:VAL:HG11	1:1226:B:ALA:HB2	13	2.53
(1,361)	1:1228:B:VAL:HG11	1:1226:B:ALA:HB3	13	2.53
(1,361)	1:1228:B:VAL:HG12	1:1226:B:ALA:HB1	13	2.53
(1,361)	1:1228:B:VAL:HG12	1:1226:B:ALA:HB2	13	2.53
(1,361)	1:1228:B:VAL:HG12	1:1226:B:ALA:HB3	13	2.53
(1,361)	1:1228:B:VAL:HG13	1:1226:B:ALA:HB1	13	2.53
(1,361)	1:1228:B:VAL:HG13	1:1226:B:ALA:HB2	13	2.53
(1,361)	1:1228:B:VAL:HG13	1:1226:B:ALA:HB3	13	2.53
(1,363)	1:1228:B:VAL:HG11	1:1226:B:ALA:HB1	3	2.52
(1,363)	1:1228:B:VAL:HG11	1:1226:B:ALA:HB2	3	2.52
(1,363)	1:1228:B:VAL:HG11	1:1226:B:ALA:HB3	3	2.52
(1,363)	1:1228:B:VAL:HG12	1:1226:B:ALA:HB1	3	2.52
(1,363)	1:1228:B:VAL:HG12	1:1226:B:ALA:HB2	3	2.52
(1,363)	1:1228:B:VAL:HG12	1:1226:B:ALA:HB3	3	2.52
(1,363)	1:1228:B:VAL:HG13	1:1226:B:ALA:HB1	3	2.52
(1,363)	1:1228:B:VAL:HG13	1:1226:B:ALA:HB2	3	2.52
(1,363)	1:1228:B:VAL:HG13	1:1226:B:ALA:HB3	3	2.52
(1,363)	1:1228:B:VAL:HG11	1:1226:B:ALA:HB1	9	2.52
(1,363)	1:1228:B:VAL:HG11	1:1226:B:ALA:HB2	9	2.52
(1,363)	1:1228:B:VAL:HG11	1:1226:B:ALA:HB3	9	2.52
(1,363)	1:1228:B:VAL:HG12	1:1226:B:ALA:HB1	9	2.52
(1,363)	1:1228:B:VAL:HG12	1:1226:B:ALA:HB2	9	2.52
(1,363)	1:1228:B:VAL:HG12	1:1226:B:ALA:HB3	9	2.52
(1,363)	1:1228:B:VAL:HG13	1:1226:B:ALA:HB1	9	2.52
(1,363)	1:1228:B:VAL:HG13	1:1226:B:ALA:HB2	9	2.52
(1,363)	1:1228:B:VAL:HG13	1:1226:B:ALA:HB3	9	2.52
(1,362)	1:1228:B:VAL:HG11	1:1226:B:ALA:HB1	3	2.52
(1,362)	1:1228:B:VAL:HG11	1:1226:B:ALA:HB2	3	2.52
(1,362)	1:1228:B:VAL:HG11	1:1226:B:ALA:HB3	3	2.52
(1,362)	1:1228:B:VAL:HG12	1:1226:B:ALA:HB1	3	2.52
(1,362)	1:1228:B:VAL:HG12	1:1226:B:ALA:HB2	3	2.52
(1,362)	1:1228:B:VAL:HG12	1:1226:B:ALA:HB3	3	2.52
(1,362)	1:1228:B:VAL:HG13	1:1226:B:ALA:HB1	3	2.52
(1,362)	1:1228:B:VAL:HG13	1:1226:B:ALA:HB2	3	2.52
(1,362)	1:1228:B:VAL:HG13	1:1226:B:ALA:HB3	3	2.52
(1,362)	1:1228:B:VAL:HG11	1:1226:B:ALA:HB1	9	2.52
(1,362)	1:1228:B:VAL:HG11	1:1226:B:ALA:HB2	9	2.52
(1,362)	1:1228:B:VAL:HG11	1:1226:B:ALA:HB3	9	2.52
(1,362)	1:1228:B:VAL:HG12	1:1226:B:ALA:HB1	9	2.52

Continued on next page...

Continued from previous page...

Key	Atom-1	Atom-2	Model ID	Violation (Å)
(1,362)	1:1228:B:VAL:HG12	1:1226:B:ALA:HB2	9	2.52
(1,362)	1:1228:B:VAL:HG12	1:1226:B:ALA:HB3	9	2.52
(1,362)	1:1228:B:VAL:HG13	1:1226:B:ALA:HB1	9	2.52
(1,362)	1:1228:B:VAL:HG13	1:1226:B:ALA:HB2	9	2.52
(1,362)	1:1228:B:VAL:HG13	1:1226:B:ALA:HB3	9	2.52
(1,361)	1:1228:B:VAL:HG11	1:1226:B:ALA:HB1	3	2.52
(1,361)	1:1228:B:VAL:HG11	1:1226:B:ALA:HB2	3	2.52
(1,361)	1:1228:B:VAL:HG11	1:1226:B:ALA:HB3	3	2.52
(1,361)	1:1228:B:VAL:HG12	1:1226:B:ALA:HB1	3	2.52
(1,361)	1:1228:B:VAL:HG12	1:1226:B:ALA:HB2	3	2.52
(1,361)	1:1228:B:VAL:HG12	1:1226:B:ALA:HB3	3	2.52
(1,361)	1:1228:B:VAL:HG13	1:1226:B:ALA:HB1	3	2.52
(1,361)	1:1228:B:VAL:HG13	1:1226:B:ALA:HB2	3	2.52
(1,361)	1:1228:B:VAL:HG13	1:1226:B:ALA:HB3	3	2.52
(1,361)	1:1228:B:VAL:HG11	1:1226:B:ALA:HB1	9	2.52
(1,361)	1:1228:B:VAL:HG11	1:1226:B:ALA:HB2	9	2.52
(1,361)	1:1228:B:VAL:HG11	1:1226:B:ALA:HB3	9	2.52
(1,361)	1:1228:B:VAL:HG12	1:1226:B:ALA:HB1	9	2.52
(1,361)	1:1228:B:VAL:HG12	1:1226:B:ALA:HB2	9	2.52
(1,361)	1:1228:B:VAL:HG12	1:1226:B:ALA:HB3	9	2.52
(1,361)	1:1228:B:VAL:HG13	1:1226:B:ALA:HB1	9	2.52
(1,361)	1:1228:B:VAL:HG13	1:1226:B:ALA:HB2	9	2.52
(1,361)	1:1228:B:VAL:HG13	1:1226:B:ALA:HB3	9	2.52
(1,375)	1:1229:B:LEU:HD21	1:1227:B:ILE:HA	13	2.51
(1,375)	1:1229:B:LEU:HD22	1:1227:B:ILE:HA	13	2.51
(1,375)	1:1229:B:LEU:HD23	1:1227:B:ILE:HA	13	2.51
(1,374)	1:1229:B:LEU:HD21	1:1227:B:ILE:HA	13	2.51
(1,374)	1:1229:B:LEU:HD22	1:1227:B:ILE:HA	13	2.51
(1,374)	1:1229:B:LEU:HD23	1:1227:B:ILE:HA	13	2.51
(1,373)	1:1229:B:LEU:HD21	1:1227:B:ILE:HA	13	2.51
(1,373)	1:1229:B:LEU:HD22	1:1227:B:ILE:HA	13	2.51
(1,373)	1:1229:B:LEU:HD23	1:1227:B:ILE:HA	13	2.51
(1,342)	1:1223:B:GLY:H	1:1225:B:ILE:HG21	3	2.51
(1,342)	1:1223:B:GLY:H	1:1225:B:ILE:HG22	3	2.51
(1,342)	1:1223:B:GLY:H	1:1225:B:ILE:HG23	3	2.51
(1,341)	1:1223:B:GLY:H	1:1225:B:ILE:HG21	3	2.51
(1,341)	1:1223:B:GLY:H	1:1225:B:ILE:HG22	3	2.51
(1,341)	1:1223:B:GLY:H	1:1225:B:ILE:HG23	3	2.51
(1,340)	1:1223:B:GLY:H	1:1225:B:ILE:HG21	3	2.51
(1,340)	1:1223:B:GLY:H	1:1225:B:ILE:HG22	3	2.51
(1,340)	1:1223:B:GLY:H	1:1225:B:ILE:HG23	3	2.51
(1,363)	1:1228:B:VAL:HG11	1:1226:B:ALA:HB1	2	2.5

Continued on next page...

Continued from previous page...

Key	Atom-1	Atom-2	Model ID	Violation (Å)
(1,363)	1:1228:B:VAL:HG11	1:1226:B:ALA:HB2	2	2.5
(1,363)	1:1228:B:VAL:HG11	1:1226:B:ALA:HB3	2	2.5
(1,363)	1:1228:B:VAL:HG12	1:1226:B:ALA:HB1	2	2.5
(1,363)	1:1228:B:VAL:HG12	1:1226:B:ALA:HB2	2	2.5
(1,363)	1:1228:B:VAL:HG12	1:1226:B:ALA:HB3	2	2.5
(1,363)	1:1228:B:VAL:HG13	1:1226:B:ALA:HB1	2	2.5
(1,363)	1:1228:B:VAL:HG13	1:1226:B:ALA:HB2	2	2.5
(1,363)	1:1228:B:VAL:HG13	1:1226:B:ALA:HB3	2	2.5
(1,363)	1:1228:B:VAL:HG11	1:1226:B:ALA:HB1	5	2.5
(1,363)	1:1228:B:VAL:HG11	1:1226:B:ALA:HB2	5	2.5
(1,363)	1:1228:B:VAL:HG11	1:1226:B:ALA:HB3	5	2.5
(1,363)	1:1228:B:VAL:HG12	1:1226:B:ALA:HB1	5	2.5
(1,363)	1:1228:B:VAL:HG12	1:1226:B:ALA:HB2	5	2.5
(1,363)	1:1228:B:VAL:HG12	1:1226:B:ALA:HB3	5	2.5
(1,363)	1:1228:B:VAL:HG13	1:1226:B:ALA:HB1	5	2.5
(1,363)	1:1228:B:VAL:HG13	1:1226:B:ALA:HB2	5	2.5
(1,363)	1:1228:B:VAL:HG13	1:1226:B:ALA:HB3	5	2.5
(1,362)	1:1228:B:VAL:HG11	1:1226:B:ALA:HB1	2	2.5
(1,362)	1:1228:B:VAL:HG11	1:1226:B:ALA:HB2	2	2.5
(1,362)	1:1228:B:VAL:HG11	1:1226:B:ALA:HB3	2	2.5
(1,362)	1:1228:B:VAL:HG12	1:1226:B:ALA:HB1	2	2.5
(1,362)	1:1228:B:VAL:HG12	1:1226:B:ALA:HB2	2	2.5
(1,362)	1:1228:B:VAL:HG12	1:1226:B:ALA:HB3	2	2.5
(1,362)	1:1228:B:VAL:HG13	1:1226:B:ALA:HB1	2	2.5
(1,362)	1:1228:B:VAL:HG13	1:1226:B:ALA:HB2	2	2.5
(1,362)	1:1228:B:VAL:HG13	1:1226:B:ALA:HB3	2	2.5
(1,362)	1:1228:B:VAL:HG11	1:1226:B:ALA:HB1	5	2.5
(1,362)	1:1228:B:VAL:HG11	1:1226:B:ALA:HB2	5	2.5
(1,362)	1:1228:B:VAL:HG11	1:1226:B:ALA:HB3	5	2.5
(1,362)	1:1228:B:VAL:HG12	1:1226:B:ALA:HB1	5	2.5
(1,362)	1:1228:B:VAL:HG12	1:1226:B:ALA:HB2	5	2.5
(1,362)	1:1228:B:VAL:HG12	1:1226:B:ALA:HB3	5	2.5
(1,362)	1:1228:B:VAL:HG13	1:1226:B:ALA:HB1	5	2.5
(1,362)	1:1228:B:VAL:HG13	1:1226:B:ALA:HB2	5	2.5
(1,362)	1:1228:B:VAL:HG13	1:1226:B:ALA:HB3	5	2.5
(1,361)	1:1228:B:VAL:HG11	1:1226:B:ALA:HB1	2	2.5
(1,361)	1:1228:B:VAL:HG11	1:1226:B:ALA:HB2	2	2.5
(1,361)	1:1228:B:VAL:HG11	1:1226:B:ALA:HB3	2	2.5
(1,361)	1:1228:B:VAL:HG12	1:1226:B:ALA:HB1	2	2.5
(1,361)	1:1228:B:VAL:HG12	1:1226:B:ALA:HB2	2	2.5
(1,361)	1:1228:B:VAL:HG12	1:1226:B:ALA:HB3	2	2.5
(1,361)	1:1228:B:VAL:HG13	1:1226:B:ALA:HB1	2	2.5

Continued on next page...

Continued from previous page...

Key	Atom-1	Atom-2	Model ID	Violation (Å)
(1,361)	1:1228:B:VAL:HG13	1:1226:B:ALA:HB2	2	2.5
(1,361)	1:1228:B:VAL:HG13	1:1226:B:ALA:HB3	2	2.5
(1,361)	1:1228:B:VAL:HG11	1:1226:B:ALA:HB1	5	2.5
(1,361)	1:1228:B:VAL:HG11	1:1226:B:ALA:HB2	5	2.5
(1,361)	1:1228:B:VAL:HG11	1:1226:B:ALA:HB3	5	2.5
(1,361)	1:1228:B:VAL:HG12	1:1226:B:ALA:HB1	5	2.5
(1,361)	1:1228:B:VAL:HG12	1:1226:B:ALA:HB2	5	2.5
(1,361)	1:1228:B:VAL:HG12	1:1226:B:ALA:HB3	5	2.5
(1,361)	1:1228:B:VAL:HG13	1:1226:B:ALA:HB1	5	2.5
(1,361)	1:1228:B:VAL:HG13	1:1226:B:ALA:HB2	5	2.5
(1,361)	1:1228:B:VAL:HG13	1:1226:B:ALA:HB3	5	2.5
(1,342)	1:1223:B:GLY:H	1:1225:B:ILE:HG21	8	2.5
(1,342)	1:1223:B:GLY:H	1:1225:B:ILE:HG22	8	2.5
(1,342)	1:1223:B:GLY:H	1:1225:B:ILE:HG23	8	2.5
(1,341)	1:1223:B:GLY:H	1:1225:B:ILE:HG21	8	2.5
(1,341)	1:1223:B:GLY:H	1:1225:B:ILE:HG22	8	2.5
(1,341)	1:1223:B:GLY:H	1:1225:B:ILE:HG23	8	2.5
(1,340)	1:1223:B:GLY:H	1:1225:B:ILE:HG21	8	2.5
(1,340)	1:1223:B:GLY:H	1:1225:B:ILE:HG22	8	2.5
(1,340)	1:1223:B:GLY:H	1:1225:B:ILE:HG23	8	2.5
(1,363)	1:1228:B:VAL:HG11	1:1226:B:ALA:HB1	11	2.49
(1,363)	1:1228:B:VAL:HG11	1:1226:B:ALA:HB2	11	2.49
(1,363)	1:1228:B:VAL:HG11	1:1226:B:ALA:HB3	11	2.49
(1,363)	1:1228:B:VAL:HG12	1:1226:B:ALA:HB1	11	2.49
(1,363)	1:1228:B:VAL:HG12	1:1226:B:ALA:HB2	11	2.49
(1,363)	1:1228:B:VAL:HG12	1:1226:B:ALA:HB3	11	2.49
(1,363)	1:1228:B:VAL:HG13	1:1226:B:ALA:HB1	11	2.49
(1,363)	1:1228:B:VAL:HG13	1:1226:B:ALA:HB2	11	2.49
(1,363)	1:1228:B:VAL:HG13	1:1226:B:ALA:HB3	11	2.49
(1,362)	1:1228:B:VAL:HG11	1:1226:B:ALA:HB1	11	2.49
(1,362)	1:1228:B:VAL:HG11	1:1226:B:ALA:HB2	11	2.49
(1,362)	1:1228:B:VAL:HG11	1:1226:B:ALA:HB3	11	2.49
(1,362)	1:1228:B:VAL:HG12	1:1226:B:ALA:HB1	11	2.49
(1,362)	1:1228:B:VAL:HG12	1:1226:B:ALA:HB2	11	2.49
(1,362)	1:1228:B:VAL:HG12	1:1226:B:ALA:HB3	11	2.49
(1,362)	1:1228:B:VAL:HG13	1:1226:B:ALA:HB1	11	2.49
(1,362)	1:1228:B:VAL:HG13	1:1226:B:ALA:HB2	11	2.49
(1,362)	1:1228:B:VAL:HG13	1:1226:B:ALA:HB3	11	2.49
(1,361)	1:1228:B:VAL:HG11	1:1226:B:ALA:HB1	11	2.49
(1,361)	1:1228:B:VAL:HG11	1:1226:B:ALA:HB2	11	2.49
(1,361)	1:1228:B:VAL:HG11	1:1226:B:ALA:HB3	11	2.49
(1,361)	1:1228:B:VAL:HG12	1:1226:B:ALA:HB1	11	2.49

Continued on next page...

Continued from previous page...

Key	Atom-1	Atom-2	Model ID	Violation (Å)
(1,361)	1:1228:B:VAL:HG12	1:1226:B:ALA:HB2	11	2.49
(1,361)	1:1228:B:VAL:HG12	1:1226:B:ALA:HB3	11	2.49
(1,361)	1:1228:B:VAL:HG13	1:1226:B:ALA:HB1	11	2.49
(1,361)	1:1228:B:VAL:HG13	1:1226:B:ALA:HB2	11	2.49
(1,361)	1:1228:B:VAL:HG13	1:1226:B:ALA:HB3	11	2.49
(1,342)	1:1223:B:GLY:H	1:1225:B:ILE:HG21	5	2.49
(1,342)	1:1223:B:GLY:H	1:1225:B:ILE:HG22	5	2.49
(1,342)	1:1223:B:GLY:H	1:1225:B:ILE:HG23	5	2.49
(1,341)	1:1223:B:GLY:H	1:1225:B:ILE:HG21	5	2.49
(1,341)	1:1223:B:GLY:H	1:1225:B:ILE:HG22	5	2.49
(1,341)	1:1223:B:GLY:H	1:1225:B:ILE:HG23	5	2.49
(1,340)	1:1223:B:GLY:H	1:1225:B:ILE:HG21	5	2.49
(1,340)	1:1223:B:GLY:H	1:1225:B:ILE:HG22	5	2.49
(1,340)	1:1223:B:GLY:H	1:1225:B:ILE:HG23	5	2.49
(1,363)	1:1228:B:VAL:HG11	1:1226:B:ALA:HB1	10	2.48
(1,363)	1:1228:B:VAL:HG11	1:1226:B:ALA:HB2	10	2.48
(1,363)	1:1228:B:VAL:HG11	1:1226:B:ALA:HB3	10	2.48
(1,363)	1:1228:B:VAL:HG12	1:1226:B:ALA:HB1	10	2.48
(1,363)	1:1228:B:VAL:HG12	1:1226:B:ALA:HB2	10	2.48
(1,363)	1:1228:B:VAL:HG12	1:1226:B:ALA:HB3	10	2.48
(1,363)	1:1228:B:VAL:HG13	1:1226:B:ALA:HB1	10	2.48
(1,363)	1:1228:B:VAL:HG13	1:1226:B:ALA:HB2	10	2.48
(1,363)	1:1228:B:VAL:HG13	1:1226:B:ALA:HB3	10	2.48
(1,362)	1:1228:B:VAL:HG11	1:1226:B:ALA:HB1	10	2.48
(1,362)	1:1228:B:VAL:HG11	1:1226:B:ALA:HB2	10	2.48
(1,362)	1:1228:B:VAL:HG11	1:1226:B:ALA:HB3	10	2.48
(1,362)	1:1228:B:VAL:HG12	1:1226:B:ALA:HB1	10	2.48
(1,362)	1:1228:B:VAL:HG12	1:1226:B:ALA:HB2	10	2.48
(1,362)	1:1228:B:VAL:HG12	1:1226:B:ALA:HB3	10	2.48
(1,362)	1:1228:B:VAL:HG13	1:1226:B:ALA:HB1	10	2.48
(1,362)	1:1228:B:VAL:HG13	1:1226:B:ALA:HB2	10	2.48
(1,362)	1:1228:B:VAL:HG13	1:1226:B:ALA:HB3	10	2.48
(1,361)	1:1228:B:VAL:HG11	1:1226:B:ALA:HB1	10	2.48
(1,361)	1:1228:B:VAL:HG11	1:1226:B:ALA:HB2	10	2.48
(1,361)	1:1228:B:VAL:HG11	1:1226:B:ALA:HB3	10	2.48
(1,361)	1:1228:B:VAL:HG12	1:1226:B:ALA:HB1	10	2.48
(1,361)	1:1228:B:VAL:HG12	1:1226:B:ALA:HB2	10	2.48
(1,361)	1:1228:B:VAL:HG12	1:1226:B:ALA:HB3	10	2.48
(1,361)	1:1228:B:VAL:HG13	1:1226:B:ALA:HB1	10	2.48
(1,361)	1:1228:B:VAL:HG13	1:1226:B:ALA:HB2	10	2.48
(1,361)	1:1228:B:VAL:HG13	1:1226:B:ALA:HB3	10	2.48
(1,375)	1:1229:B:LEU:HD21	1:1227:B:ILE:HA	8	2.46

Continued on next page...

Continued from previous page...

Key	Atom-1	Atom-2	Model ID	Violation (Å)
(1,375)	1:1229:B:LEU:HD22	1:1227:B:ILE:HA	8	2.46
(1,375)	1:1229:B:LEU:HD23	1:1227:B:ILE:HA	8	2.46
(1,374)	1:1229:B:LEU:HD21	1:1227:B:ILE:HA	8	2.46
(1,374)	1:1229:B:LEU:HD22	1:1227:B:ILE:HA	8	2.46
(1,374)	1:1229:B:LEU:HD23	1:1227:B:ILE:HA	8	2.46
(1,373)	1:1229:B:LEU:HD21	1:1227:B:ILE:HA	8	2.46
(1,373)	1:1229:B:LEU:HD22	1:1227:B:ILE:HA	8	2.46
(1,373)	1:1229:B:LEU:HD23	1:1227:B:ILE:HA	8	2.46
(1,375)	1:1229:B:LEU:HD21	1:1227:B:ILE:HA	12	2.45
(1,375)	1:1229:B:LEU:HD22	1:1227:B:ILE:HA	12	2.45
(1,375)	1:1229:B:LEU:HD23	1:1227:B:ILE:HA	12	2.45
(1,374)	1:1229:B:LEU:HD21	1:1227:B:ILE:HA	12	2.45
(1,374)	1:1229:B:LEU:HD22	1:1227:B:ILE:HA	12	2.45
(1,374)	1:1229:B:LEU:HD23	1:1227:B:ILE:HA	12	2.45
(1,373)	1:1229:B:LEU:HD21	1:1227:B:ILE:HA	12	2.45
(1,373)	1:1229:B:LEU:HD22	1:1227:B:ILE:HA	12	2.45
(1,373)	1:1229:B:LEU:HD23	1:1227:B:ILE:HA	12	2.45
(1,369)	1:1229:B:LEU:HD21	1:1226:B:ALA:HB1	14	2.45
(1,369)	1:1229:B:LEU:HD21	1:1226:B:ALA:HB2	14	2.45
(1,369)	1:1229:B:LEU:HD21	1:1226:B:ALA:HB3	14	2.45
(1,369)	1:1229:B:LEU:HD22	1:1226:B:ALA:HB1	14	2.45
(1,369)	1:1229:B:LEU:HD22	1:1226:B:ALA:HB2	14	2.45
(1,369)	1:1229:B:LEU:HD22	1:1226:B:ALA:HB3	14	2.45
(1,369)	1:1229:B:LEU:HD23	1:1226:B:ALA:HB1	14	2.45
(1,369)	1:1229:B:LEU:HD23	1:1226:B:ALA:HB2	14	2.45
(1,369)	1:1229:B:LEU:HD23	1:1226:B:ALA:HB3	14	2.45
(1,368)	1:1229:B:LEU:HD21	1:1226:B:ALA:HB1	14	2.45
(1,368)	1:1229:B:LEU:HD21	1:1226:B:ALA:HB2	14	2.45
(1,368)	1:1229:B:LEU:HD21	1:1226:B:ALA:HB3	14	2.45
(1,368)	1:1229:B:LEU:HD22	1:1226:B:ALA:HB1	14	2.45
(1,368)	1:1229:B:LEU:HD22	1:1226:B:ALA:HB2	14	2.45
(1,368)	1:1229:B:LEU:HD22	1:1226:B:ALA:HB3	14	2.45
(1,368)	1:1229:B:LEU:HD23	1:1226:B:ALA:HB1	14	2.45
(1,368)	1:1229:B:LEU:HD23	1:1226:B:ALA:HB2	14	2.45
(1,368)	1:1229:B:LEU:HD23	1:1226:B:ALA:HB3	14	2.45
(1,367)	1:1229:B:LEU:HD21	1:1226:B:ALA:HB1	14	2.45
(1,367)	1:1229:B:LEU:HD21	1:1226:B:ALA:HB2	14	2.45
(1,367)	1:1229:B:LEU:HD21	1:1226:B:ALA:HB3	14	2.45
(1,367)	1:1229:B:LEU:HD22	1:1226:B:ALA:HB1	14	2.45
(1,367)	1:1229:B:LEU:HD22	1:1226:B:ALA:HB2	14	2.45
(1,367)	1:1229:B:LEU:HD22	1:1226:B:ALA:HB3	14	2.45
(1,367)	1:1229:B:LEU:HD23	1:1226:B:ALA:HB1	14	2.45

Continued on next page...

Continued from previous page...

Key	Atom-1	Atom-2	Model ID	Violation (Å)
(1,367)	1:1229:B:LEU:HD23	1:1226:B:ALA:HB2	14	2.45
(1,367)	1:1229:B:LEU:HD23	1:1226:B:ALA:HB3	14	2.45
(1,375)	1:1229:B:LEU:HD21	1:1227:B:ILE:HA	6	2.44
(1,375)	1:1229:B:LEU:HD22	1:1227:B:ILE:HA	6	2.44
(1,375)	1:1229:B:LEU:HD23	1:1227:B:ILE:HA	6	2.44
(1,374)	1:1229:B:LEU:HD21	1:1227:B:ILE:HA	6	2.44
(1,374)	1:1229:B:LEU:HD22	1:1227:B:ILE:HA	6	2.44
(1,374)	1:1229:B:LEU:HD23	1:1227:B:ILE:HA	6	2.44
(1,373)	1:1229:B:LEU:HD21	1:1227:B:ILE:HA	6	2.44
(1,373)	1:1229:B:LEU:HD22	1:1227:B:ILE:HA	6	2.44
(1,373)	1:1229:B:LEU:HD23	1:1227:B:ILE:HA	6	2.44
(1,369)	1:1229:B:LEU:HD21	1:1226:B:ALA:HB1	4	2.44
(1,369)	1:1229:B:LEU:HD21	1:1226:B:ALA:HB2	4	2.44
(1,369)	1:1229:B:LEU:HD21	1:1226:B:ALA:HB3	4	2.44
(1,369)	1:1229:B:LEU:HD22	1:1226:B:ALA:HB1	4	2.44
(1,369)	1:1229:B:LEU:HD22	1:1226:B:ALA:HB2	4	2.44
(1,369)	1:1229:B:LEU:HD22	1:1226:B:ALA:HB3	4	2.44
(1,369)	1:1229:B:LEU:HD23	1:1226:B:ALA:HB1	4	2.44
(1,369)	1:1229:B:LEU:HD23	1:1226:B:ALA:HB2	4	2.44
(1,369)	1:1229:B:LEU:HD23	1:1226:B:ALA:HB3	4	2.44
(1,368)	1:1229:B:LEU:HD21	1:1226:B:ALA:HB1	4	2.44
(1,368)	1:1229:B:LEU:HD21	1:1226:B:ALA:HB2	4	2.44
(1,368)	1:1229:B:LEU:HD21	1:1226:B:ALA:HB3	4	2.44
(1,368)	1:1229:B:LEU:HD22	1:1226:B:ALA:HB1	4	2.44
(1,368)	1:1229:B:LEU:HD22	1:1226:B:ALA:HB2	4	2.44
(1,368)	1:1229:B:LEU:HD22	1:1226:B:ALA:HB3	4	2.44
(1,368)	1:1229:B:LEU:HD23	1:1226:B:ALA:HB1	4	2.44
(1,368)	1:1229:B:LEU:HD23	1:1226:B:ALA:HB2	4	2.44
(1,368)	1:1229:B:LEU:HD23	1:1226:B:ALA:HB3	4	2.44
(1,367)	1:1229:B:LEU:HD21	1:1226:B:ALA:HB1	4	2.44
(1,367)	1:1229:B:LEU:HD21	1:1226:B:ALA:HB2	4	2.44
(1,367)	1:1229:B:LEU:HD21	1:1226:B:ALA:HB3	4	2.44
(1,367)	1:1229:B:LEU:HD22	1:1226:B:ALA:HB1	4	2.44
(1,367)	1:1229:B:LEU:HD22	1:1226:B:ALA:HB2	4	2.44
(1,367)	1:1229:B:LEU:HD22	1:1226:B:ALA:HB3	4	2.44
(1,367)	1:1229:B:LEU:HD23	1:1226:B:ALA:HB1	4	2.44
(1,367)	1:1229:B:LEU:HD23	1:1226:B:ALA:HB2	4	2.44
(1,367)	1:1229:B:LEU:HD23	1:1226:B:ALA:HB3	4	2.44
(1,333)	1:1221:B:ILE:HD11	1:1218:B:LEU:HD11	11	2.44
(1,333)	1:1221:B:ILE:HD11	1:1218:B:LEU:HD12	11	2.44
(1,333)	1:1221:B:ILE:HD11	1:1218:B:LEU:HD13	11	2.44
(1,333)	1:1221:B:ILE:HD12	1:1218:B:LEU:HD11	11	2.44

Continued on next page...

Continued from previous page...

Key	Atom-1	Atom-2	Model ID	Violation (Å)
(1,333)	1:1221:B:ILE:HD12	1:1218:B:LEU:HD12	11	2.44
(1,333)	1:1221:B:ILE:HD12	1:1218:B:LEU:HD13	11	2.44
(1,333)	1:1221:B:ILE:HD13	1:1218:B:LEU:HD11	11	2.44
(1,333)	1:1221:B:ILE:HD13	1:1218:B:LEU:HD12	11	2.44
(1,333)	1:1221:B:ILE:HD13	1:1218:B:LEU:HD13	11	2.44
(1,332)	1:1221:B:ILE:HD11	1:1218:B:LEU:HD11	11	2.44
(1,332)	1:1221:B:ILE:HD11	1:1218:B:LEU:HD12	11	2.44
(1,332)	1:1221:B:ILE:HD11	1:1218:B:LEU:HD13	11	2.44
(1,332)	1:1221:B:ILE:HD12	1:1218:B:LEU:HD11	11	2.44
(1,332)	1:1221:B:ILE:HD12	1:1218:B:LEU:HD12	11	2.44
(1,332)	1:1221:B:ILE:HD12	1:1218:B:LEU:HD13	11	2.44
(1,332)	1:1221:B:ILE:HD13	1:1218:B:LEU:HD11	11	2.44
(1,332)	1:1221:B:ILE:HD13	1:1218:B:LEU:HD12	11	2.44
(1,332)	1:1221:B:ILE:HD13	1:1218:B:LEU:HD13	11	2.44
(1,331)	1:1221:B:ILE:HD11	1:1218:B:LEU:HD11	11	2.44
(1,331)	1:1221:B:ILE:HD11	1:1218:B:LEU:HD12	11	2.44
(1,331)	1:1221:B:ILE:HD11	1:1218:B:LEU:HD13	11	2.44
(1,331)	1:1221:B:ILE:HD12	1:1218:B:LEU:HD11	11	2.44
(1,331)	1:1221:B:ILE:HD12	1:1218:B:LEU:HD12	11	2.44
(1,331)	1:1221:B:ILE:HD12	1:1218:B:LEU:HD13	11	2.44
(1,331)	1:1221:B:ILE:HD13	1:1218:B:LEU:HD11	11	2.44
(1,331)	1:1221:B:ILE:HD13	1:1218:B:LEU:HD12	11	2.44
(1,331)	1:1221:B:ILE:HD13	1:1218:B:LEU:HD13	11	2.44
(1,324)	1:1218:B:LEU:HD11	1:1221:B:ILE:HD11	11	2.44
(1,324)	1:1218:B:LEU:HD11	1:1221:B:ILE:HD12	11	2.44
(1,324)	1:1218:B:LEU:HD11	1:1221:B:ILE:HD13	11	2.44
(1,324)	1:1218:B:LEU:HD12	1:1221:B:ILE:HD11	11	2.44
(1,324)	1:1218:B:LEU:HD12	1:1221:B:ILE:HD12	11	2.44
(1,324)	1:1218:B:LEU:HD12	1:1221:B:ILE:HD13	11	2.44
(1,324)	1:1218:B:LEU:HD13	1:1221:B:ILE:HD11	11	2.44
(1,324)	1:1218:B:LEU:HD13	1:1221:B:ILE:HD12	11	2.44
(1,324)	1:1218:B:LEU:HD13	1:1221:B:ILE:HD13	11	2.44
(1,323)	1:1218:B:LEU:HD11	1:1221:B:ILE:HD11	11	2.44
(1,323)	1:1218:B:LEU:HD11	1:1221:B:ILE:HD12	11	2.44
(1,323)	1:1218:B:LEU:HD11	1:1221:B:ILE:HD13	11	2.44
(1,323)	1:1218:B:LEU:HD12	1:1221:B:ILE:HD11	11	2.44
(1,323)	1:1218:B:LEU:HD12	1:1221:B:ILE:HD12	11	2.44
(1,323)	1:1218:B:LEU:HD12	1:1221:B:ILE:HD13	11	2.44
(1,323)	1:1218:B:LEU:HD13	1:1221:B:ILE:HD11	11	2.44
(1,323)	1:1218:B:LEU:HD13	1:1221:B:ILE:HD12	11	2.44
(1,323)	1:1218:B:LEU:HD13	1:1221:B:ILE:HD13	11	2.44
(1,322)	1:1218:B:LEU:HD11	1:1221:B:ILE:HD11	11	2.44

Continued on next page...

Continued from previous page...

Key	Atom-1	Atom-2	Model ID	Violation (Å)
(1,322)	1:1218:B:LEU:HD11	1:1221:B:ILE:HD12	11	2.44
(1,322)	1:1218:B:LEU:HD11	1:1221:B:ILE:HD13	11	2.44
(1,322)	1:1218:B:LEU:HD12	1:1221:B:ILE:HD11	11	2.44
(1,322)	1:1218:B:LEU:HD12	1:1221:B:ILE:HD12	11	2.44
(1,322)	1:1218:B:LEU:HD12	1:1221:B:ILE:HD13	11	2.44
(1,322)	1:1218:B:LEU:HD13	1:1221:B:ILE:HD11	11	2.44
(1,322)	1:1218:B:LEU:HD13	1:1221:B:ILE:HD12	11	2.44
(1,322)	1:1218:B:LEU:HD13	1:1221:B:ILE:HD13	11	2.44
(1,342)	1:1223:B:GLY:H	1:1225:B:ILE:HG21	7	2.43
(1,342)	1:1223:B:GLY:H	1:1225:B:ILE:HG22	7	2.43
(1,342)	1:1223:B:GLY:H	1:1225:B:ILE:HG23	7	2.43
(1,341)	1:1223:B:GLY:H	1:1225:B:ILE:HG21	7	2.43
(1,341)	1:1223:B:GLY:H	1:1225:B:ILE:HG22	7	2.43
(1,341)	1:1223:B:GLY:H	1:1225:B:ILE:HG23	7	2.43
(1,340)	1:1223:B:GLY:H	1:1225:B:ILE:HG21	7	2.43
(1,340)	1:1223:B:GLY:H	1:1225:B:ILE:HG22	7	2.43
(1,340)	1:1223:B:GLY:H	1:1225:B:ILE:HG23	7	2.43
(1,375)	1:1229:B:LEU:HD21	1:1227:B:ILE:HA	14	2.41
(1,375)	1:1229:B:LEU:HD22	1:1227:B:ILE:HA	14	2.41
(1,375)	1:1229:B:LEU:HD23	1:1227:B:ILE:HA	14	2.41
(1,374)	1:1229:B:LEU:HD21	1:1227:B:ILE:HA	14	2.41
(1,374)	1:1229:B:LEU:HD22	1:1227:B:ILE:HA	14	2.41
(1,374)	1:1229:B:LEU:HD23	1:1227:B:ILE:HA	14	2.41
(1,373)	1:1229:B:LEU:HD21	1:1227:B:ILE:HA	14	2.41
(1,373)	1:1229:B:LEU:HD22	1:1227:B:ILE:HA	14	2.41
(1,373)	1:1229:B:LEU:HD23	1:1227:B:ILE:HA	14	2.41
(1,342)	1:1223:B:GLY:H	1:1225:B:ILE:HG21	6	2.41
(1,342)	1:1223:B:GLY:H	1:1225:B:ILE:HG22	6	2.41
(1,342)	1:1223:B:GLY:H	1:1225:B:ILE:HG23	6	2.41
(1,342)	1:1223:B:GLY:H	1:1225:B:ILE:HG21	13	2.41
(1,342)	1:1223:B:GLY:H	1:1225:B:ILE:HG22	13	2.41
(1,342)	1:1223:B:GLY:H	1:1225:B:ILE:HG23	13	2.41
(1,341)	1:1223:B:GLY:H	1:1225:B:ILE:HG21	6	2.41
(1,341)	1:1223:B:GLY:H	1:1225:B:ILE:HG22	6	2.41
(1,341)	1:1223:B:GLY:H	1:1225:B:ILE:HG23	6	2.41
(1,341)	1:1223:B:GLY:H	1:1225:B:ILE:HG21	13	2.41
(1,341)	1:1223:B:GLY:H	1:1225:B:ILE:HG22	13	2.41
(1,341)	1:1223:B:GLY:H	1:1225:B:ILE:HG23	13	2.41
(1,340)	1:1223:B:GLY:H	1:1225:B:ILE:HG21	6	2.41
(1,340)	1:1223:B:GLY:H	1:1225:B:ILE:HG22	6	2.41
(1,340)	1:1223:B:GLY:H	1:1225:B:ILE:HG23	6	2.41
(1,340)	1:1223:B:GLY:H	1:1225:B:ILE:HG21	13	2.41

Continued on next page...

Continued from previous page...

Key	Atom-1	Atom-2	Model ID	Violation (Å)
(1,340)	1:1223:B:GLY:H	1:1225:B:ILE:HG22	13	2.41
(1,340)	1:1223:B:GLY:H	1:1225:B:ILE:HG23	13	2.41
(1,333)	1:1221:B:ILE:HD11	1:1218:B:LEU:HD11	8	2.4
(1,333)	1:1221:B:ILE:HD11	1:1218:B:LEU:HD12	8	2.4
(1,333)	1:1221:B:ILE:HD11	1:1218:B:LEU:HD13	8	2.4
(1,333)	1:1221:B:ILE:HD12	1:1218:B:LEU:HD11	8	2.4
(1,333)	1:1221:B:ILE:HD12	1:1218:B:LEU:HD12	8	2.4
(1,333)	1:1221:B:ILE:HD12	1:1218:B:LEU:HD13	8	2.4
(1,333)	1:1221:B:ILE:HD13	1:1218:B:LEU:HD11	8	2.4
(1,333)	1:1221:B:ILE:HD13	1:1218:B:LEU:HD12	8	2.4
(1,333)	1:1221:B:ILE:HD13	1:1218:B:LEU:HD13	8	2.4
(1,332)	1:1221:B:ILE:HD11	1:1218:B:LEU:HD11	8	2.4
(1,332)	1:1221:B:ILE:HD11	1:1218:B:LEU:HD12	8	2.4
(1,332)	1:1221:B:ILE:HD11	1:1218:B:LEU:HD13	8	2.4
(1,332)	1:1221:B:ILE:HD12	1:1218:B:LEU:HD11	8	2.4
(1,332)	1:1221:B:ILE:HD12	1:1218:B:LEU:HD12	8	2.4
(1,332)	1:1221:B:ILE:HD12	1:1218:B:LEU:HD13	8	2.4
(1,332)	1:1221:B:ILE:HD13	1:1218:B:LEU:HD11	8	2.4
(1,332)	1:1221:B:ILE:HD13	1:1218:B:LEU:HD12	8	2.4
(1,332)	1:1221:B:ILE:HD13	1:1218:B:LEU:HD13	8	2.4
(1,331)	1:1221:B:ILE:HD11	1:1218:B:LEU:HD11	8	2.4
(1,331)	1:1221:B:ILE:HD11	1:1218:B:LEU:HD12	8	2.4
(1,331)	1:1221:B:ILE:HD11	1:1218:B:LEU:HD13	8	2.4
(1,331)	1:1221:B:ILE:HD12	1:1218:B:LEU:HD11	8	2.4
(1,331)	1:1221:B:ILE:HD12	1:1218:B:LEU:HD12	8	2.4
(1,331)	1:1221:B:ILE:HD12	1:1218:B:LEU:HD13	8	2.4
(1,331)	1:1221:B:ILE:HD13	1:1218:B:LEU:HD11	8	2.4
(1,331)	1:1221:B:ILE:HD13	1:1218:B:LEU:HD12	8	2.4
(1,331)	1:1221:B:ILE:HD13	1:1218:B:LEU:HD13	8	2.4
(1,324)	1:1218:B:LEU:HD11	1:1221:B:ILE:HD11	8	2.4
(1,324)	1:1218:B:LEU:HD11	1:1221:B:ILE:HD12	8	2.4
(1,324)	1:1218:B:LEU:HD11	1:1221:B:ILE:HD13	8	2.4
(1,324)	1:1218:B:LEU:HD12	1:1221:B:ILE:HD11	8	2.4
(1,324)	1:1218:B:LEU:HD12	1:1221:B:ILE:HD12	8	2.4
(1,324)	1:1218:B:LEU:HD12	1:1221:B:ILE:HD13	8	2.4
(1,324)	1:1218:B:LEU:HD13	1:1221:B:ILE:HD11	8	2.4
(1,324)	1:1218:B:LEU:HD13	1:1221:B:ILE:HD12	8	2.4
(1,324)	1:1218:B:LEU:HD13	1:1221:B:ILE:HD13	8	2.4
(1,323)	1:1218:B:LEU:HD11	1:1221:B:ILE:HD11	8	2.4
(1,323)	1:1218:B:LEU:HD11	1:1221:B:ILE:HD12	8	2.4
(1,323)	1:1218:B:LEU:HD11	1:1221:B:ILE:HD13	8	2.4
(1,323)	1:1218:B:LEU:HD12	1:1221:B:ILE:HD11	8	2.4

Continued on next page...

Continued from previous page...

Key	Atom-1	Atom-2	Model ID	Violation (Å)
(1,323)	1:1218:B:LEU:HD12	1:1221:B:ILE:HD12	8	2.4
(1,323)	1:1218:B:LEU:HD12	1:1221:B:ILE:HD13	8	2.4
(1,323)	1:1218:B:LEU:HD13	1:1221:B:ILE:HD11	8	2.4
(1,323)	1:1218:B:LEU:HD13	1:1221:B:ILE:HD12	8	2.4
(1,323)	1:1218:B:LEU:HD13	1:1221:B:ILE:HD13	8	2.4
(1,322)	1:1218:B:LEU:HD11	1:1221:B:ILE:HD11	8	2.4
(1,322)	1:1218:B:LEU:HD11	1:1221:B:ILE:HD12	8	2.4
(1,322)	1:1218:B:LEU:HD11	1:1221:B:ILE:HD13	8	2.4
(1,322)	1:1218:B:LEU:HD12	1:1221:B:ILE:HD11	8	2.4
(1,322)	1:1218:B:LEU:HD12	1:1221:B:ILE:HD12	8	2.4
(1,322)	1:1218:B:LEU:HD12	1:1221:B:ILE:HD13	8	2.4
(1,322)	1:1218:B:LEU:HD13	1:1221:B:ILE:HD11	8	2.4
(1,322)	1:1218:B:LEU:HD13	1:1221:B:ILE:HD12	8	2.4
(1,322)	1:1218:B:LEU:HD13	1:1221:B:ILE:HD13	8	2.4
(1,375)	1:1229:B:LEU:HD21	1:1227:B:ILE:HA	5	2.39
(1,375)	1:1229:B:LEU:HD22	1:1227:B:ILE:HA	5	2.39
(1,375)	1:1229:B:LEU:HD23	1:1227:B:ILE:HA	5	2.39
(1,374)	1:1229:B:LEU:HD21	1:1227:B:ILE:HA	5	2.39
(1,374)	1:1229:B:LEU:HD22	1:1227:B:ILE:HA	5	2.39
(1,374)	1:1229:B:LEU:HD23	1:1227:B:ILE:HA	5	2.39
(1,373)	1:1229:B:LEU:HD21	1:1227:B:ILE:HA	5	2.39
(1,373)	1:1229:B:LEU:HD22	1:1227:B:ILE:HA	5	2.39
(1,373)	1:1229:B:LEU:HD23	1:1227:B:ILE:HA	5	2.39
(1,342)	1:1223:B:GLY:H	1:1225:B:ILE:HG21	10	2.39
(1,342)	1:1223:B:GLY:H	1:1225:B:ILE:HG22	10	2.39
(1,342)	1:1223:B:GLY:H	1:1225:B:ILE:HG23	10	2.39
(1,342)	1:1223:B:GLY:H	1:1225:B:ILE:HG21	14	2.39
(1,342)	1:1223:B:GLY:H	1:1225:B:ILE:HG22	14	2.39
(1,342)	1:1223:B:GLY:H	1:1225:B:ILE:HG23	14	2.39
(1,341)	1:1223:B:GLY:H	1:1225:B:ILE:HG21	10	2.39
(1,341)	1:1223:B:GLY:H	1:1225:B:ILE:HG22	10	2.39
(1,341)	1:1223:B:GLY:H	1:1225:B:ILE:HG23	10	2.39
(1,341)	1:1223:B:GLY:H	1:1225:B:ILE:HG21	14	2.39
(1,341)	1:1223:B:GLY:H	1:1225:B:ILE:HG22	14	2.39
(1,341)	1:1223:B:GLY:H	1:1225:B:ILE:HG23	14	2.39
(1,340)	1:1223:B:GLY:H	1:1225:B:ILE:HG21	10	2.39
(1,340)	1:1223:B:GLY:H	1:1225:B:ILE:HG22	10	2.39
(1,340)	1:1223:B:GLY:H	1:1225:B:ILE:HG23	10	2.39
(1,340)	1:1223:B:GLY:H	1:1225:B:ILE:HG21	14	2.39
(1,340)	1:1223:B:GLY:H	1:1225:B:ILE:HG22	14	2.39
(1,340)	1:1223:B:GLY:H	1:1225:B:ILE:HG23	14	2.39
(1,375)	1:1229:B:LEU:HD21	1:1227:B:ILE:HA	11	2.38

Continued on next page...

Continued from previous page...

Key	Atom-1	Atom-2	Model ID	Violation (Å)
(1,375)	1:1229:B:LEU:HD22	1:1227:B:ILE:HA	11	2.38
(1,375)	1:1229:B:LEU:HD23	1:1227:B:ILE:HA	11	2.38
(1,374)	1:1229:B:LEU:HD21	1:1227:B:ILE:HA	11	2.38
(1,374)	1:1229:B:LEU:HD22	1:1227:B:ILE:HA	11	2.38
(1,374)	1:1229:B:LEU:HD23	1:1227:B:ILE:HA	11	2.38
(1,373)	1:1229:B:LEU:HD21	1:1227:B:ILE:HA	11	2.38
(1,373)	1:1229:B:LEU:HD22	1:1227:B:ILE:HA	11	2.38
(1,373)	1:1229:B:LEU:HD23	1:1227:B:ILE:HA	11	2.38
(1,369)	1:1229:B:LEU:HD21	1:1226:B:ALA:HB1	8	2.37
(1,369)	1:1229:B:LEU:HD21	1:1226:B:ALA:HB2	8	2.37
(1,369)	1:1229:B:LEU:HD21	1:1226:B:ALA:HB3	8	2.37
(1,369)	1:1229:B:LEU:HD22	1:1226:B:ALA:HB1	8	2.37
(1,369)	1:1229:B:LEU:HD22	1:1226:B:ALA:HB2	8	2.37
(1,369)	1:1229:B:LEU:HD22	1:1226:B:ALA:HB3	8	2.37
(1,369)	1:1229:B:LEU:HD23	1:1226:B:ALA:HB1	8	2.37
(1,369)	1:1229:B:LEU:HD23	1:1226:B:ALA:HB2	8	2.37
(1,369)	1:1229:B:LEU:HD23	1:1226:B:ALA:HB3	8	2.37
(1,368)	1:1229:B:LEU:HD21	1:1226:B:ALA:HB1	8	2.37
(1,368)	1:1229:B:LEU:HD21	1:1226:B:ALA:HB2	8	2.37
(1,368)	1:1229:B:LEU:HD21	1:1226:B:ALA:HB3	8	2.37
(1,368)	1:1229:B:LEU:HD22	1:1226:B:ALA:HB1	8	2.37
(1,368)	1:1229:B:LEU:HD22	1:1226:B:ALA:HB2	8	2.37
(1,368)	1:1229:B:LEU:HD22	1:1226:B:ALA:HB3	8	2.37
(1,368)	1:1229:B:LEU:HD23	1:1226:B:ALA:HB1	8	2.37
(1,368)	1:1229:B:LEU:HD23	1:1226:B:ALA:HB2	8	2.37
(1,368)	1:1229:B:LEU:HD23	1:1226:B:ALA:HB3	8	2.37
(1,367)	1:1229:B:LEU:HD21	1:1226:B:ALA:HB1	8	2.37
(1,367)	1:1229:B:LEU:HD21	1:1226:B:ALA:HB2	8	2.37
(1,367)	1:1229:B:LEU:HD21	1:1226:B:ALA:HB3	8	2.37
(1,367)	1:1229:B:LEU:HD22	1:1226:B:ALA:HB1	8	2.37
(1,367)	1:1229:B:LEU:HD22	1:1226:B:ALA:HB2	8	2.37
(1,367)	1:1229:B:LEU:HD22	1:1226:B:ALA:HB3	8	2.37
(1,367)	1:1229:B:LEU:HD23	1:1226:B:ALA:HB1	8	2.37
(1,367)	1:1229:B:LEU:HD23	1:1226:B:ALA:HB2	8	2.37
(1,367)	1:1229:B:LEU:HD23	1:1226:B:ALA:HB3	8	2.37
(1,342)	1:1223:B:GLY:H	1:1225:B:ILE:HG21	2	2.37
(1,342)	1:1223:B:GLY:H	1:1225:B:ILE:HG22	2	2.37
(1,342)	1:1223:B:GLY:H	1:1225:B:ILE:HG23	2	2.37
(1,341)	1:1223:B:GLY:H	1:1225:B:ILE:HG21	2	2.37
(1,341)	1:1223:B:GLY:H	1:1225:B:ILE:HG22	2	2.37
(1,341)	1:1223:B:GLY:H	1:1225:B:ILE:HG23	2	2.37
(1,340)	1:1223:B:GLY:H	1:1225:B:ILE:HG21	2	2.37

Continued on next page...

Continued from previous page...

Key	Atom-1	Atom-2	Model ID	Violation (Å)
(1,340)	1:1223:B:GLY:H	1:1225:B:ILE:HG22	2	2.37
(1,340)	1:1223:B:GLY:H	1:1225:B:ILE:HG23	2	2.37
(1,369)	1:1229:B:LEU:HD21	1:1226:B:ALA:HB1	6	2.36
(1,369)	1:1229:B:LEU:HD21	1:1226:B:ALA:HB2	6	2.36
(1,369)	1:1229:B:LEU:HD21	1:1226:B:ALA:HB3	6	2.36
(1,369)	1:1229:B:LEU:HD22	1:1226:B:ALA:HB1	6	2.36
(1,369)	1:1229:B:LEU:HD22	1:1226:B:ALA:HB2	6	2.36
(1,369)	1:1229:B:LEU:HD22	1:1226:B:ALA:HB3	6	2.36
(1,369)	1:1229:B:LEU:HD23	1:1226:B:ALA:HB1	6	2.36
(1,369)	1:1229:B:LEU:HD23	1:1226:B:ALA:HB2	6	2.36
(1,369)	1:1229:B:LEU:HD23	1:1226:B:ALA:HB3	6	2.36
(1,368)	1:1229:B:LEU:HD21	1:1226:B:ALA:HB1	6	2.36
(1,368)	1:1229:B:LEU:HD21	1:1226:B:ALA:HB2	6	2.36
(1,368)	1:1229:B:LEU:HD21	1:1226:B:ALA:HB3	6	2.36
(1,368)	1:1229:B:LEU:HD22	1:1226:B:ALA:HB1	6	2.36
(1,368)	1:1229:B:LEU:HD22	1:1226:B:ALA:HB2	6	2.36
(1,368)	1:1229:B:LEU:HD22	1:1226:B:ALA:HB3	6	2.36
(1,368)	1:1229:B:LEU:HD23	1:1226:B:ALA:HB1	6	2.36
(1,368)	1:1229:B:LEU:HD23	1:1226:B:ALA:HB2	6	2.36
(1,368)	1:1229:B:LEU:HD23	1:1226:B:ALA:HB3	6	2.36
(1,367)	1:1229:B:LEU:HD21	1:1226:B:ALA:HB1	6	2.36
(1,367)	1:1229:B:LEU:HD21	1:1226:B:ALA:HB2	6	2.36
(1,367)	1:1229:B:LEU:HD21	1:1226:B:ALA:HB3	6	2.36
(1,367)	1:1229:B:LEU:HD22	1:1226:B:ALA:HB1	6	2.36
(1,367)	1:1229:B:LEU:HD22	1:1226:B:ALA:HB2	6	2.36
(1,367)	1:1229:B:LEU:HD22	1:1226:B:ALA:HB3	6	2.36
(1,367)	1:1229:B:LEU:HD23	1:1226:B:ALA:HB1	6	2.36
(1,367)	1:1229:B:LEU:HD23	1:1226:B:ALA:HB2	6	2.36
(1,367)	1:1229:B:LEU:HD23	1:1226:B:ALA:HB3	6	2.36
(1,375)	1:1229:B:LEU:HD21	1:1227:B:ILE:HA	1	2.35
(1,375)	1:1229:B:LEU:HD22	1:1227:B:ILE:HA	1	2.35
(1,375)	1:1229:B:LEU:HD23	1:1227:B:ILE:HA	1	2.35
(1,374)	1:1229:B:LEU:HD21	1:1227:B:ILE:HA	1	2.35
(1,374)	1:1229:B:LEU:HD22	1:1227:B:ILE:HA	1	2.35
(1,374)	1:1229:B:LEU:HD23	1:1227:B:ILE:HA	1	2.35
(1,373)	1:1229:B:LEU:HD21	1:1227:B:ILE:HA	1	2.35
(1,373)	1:1229:B:LEU:HD22	1:1227:B:ILE:HA	1	2.35
(1,373)	1:1229:B:LEU:HD23	1:1227:B:ILE:HA	1	2.35
(1,342)	1:1223:B:GLY:H	1:1225:B:ILE:HG21	9	2.35
(1,342)	1:1223:B:GLY:H	1:1225:B:ILE:HG22	9	2.35
(1,342)	1:1223:B:GLY:H	1:1225:B:ILE:HG23	9	2.35
(1,341)	1:1223:B:GLY:H	1:1225:B:ILE:HG21	9	2.35

Continued on next page...

Continued from previous page...

Key	Atom-1	Atom-2	Model ID	Violation (Å)
(1,341)	1:1223:B:GLY:H	1:1225:B:ILE:HG22	9	2.35
(1,341)	1:1223:B:GLY:H	1:1225:B:ILE:HG23	9	2.35
(1,340)	1:1223:B:GLY:H	1:1225:B:ILE:HG21	9	2.35
(1,340)	1:1223:B:GLY:H	1:1225:B:ILE:HG22	9	2.35
(1,340)	1:1223:B:GLY:H	1:1225:B:ILE:HG23	9	2.35
(1,369)	1:1229:B:LEU:HD21	1:1226:B:ALA:HB1	3	2.34
(1,369)	1:1229:B:LEU:HD21	1:1226:B:ALA:HB2	3	2.34
(1,369)	1:1229:B:LEU:HD21	1:1226:B:ALA:HB3	3	2.34
(1,369)	1:1229:B:LEU:HD22	1:1226:B:ALA:HB1	3	2.34
(1,369)	1:1229:B:LEU:HD22	1:1226:B:ALA:HB2	3	2.34
(1,369)	1:1229:B:LEU:HD22	1:1226:B:ALA:HB3	3	2.34
(1,369)	1:1229:B:LEU:HD23	1:1226:B:ALA:HB1	3	2.34
(1,369)	1:1229:B:LEU:HD23	1:1226:B:ALA:HB2	3	2.34
(1,369)	1:1229:B:LEU:HD23	1:1226:B:ALA:HB3	3	2.34
(1,368)	1:1229:B:LEU:HD21	1:1226:B:ALA:HB1	3	2.34
(1,368)	1:1229:B:LEU:HD21	1:1226:B:ALA:HB2	3	2.34
(1,368)	1:1229:B:LEU:HD21	1:1226:B:ALA:HB3	3	2.34
(1,368)	1:1229:B:LEU:HD22	1:1226:B:ALA:HB1	3	2.34
(1,368)	1:1229:B:LEU:HD22	1:1226:B:ALA:HB2	3	2.34
(1,368)	1:1229:B:LEU:HD22	1:1226:B:ALA:HB3	3	2.34
(1,368)	1:1229:B:LEU:HD23	1:1226:B:ALA:HB1	3	2.34
(1,368)	1:1229:B:LEU:HD23	1:1226:B:ALA:HB2	3	2.34
(1,368)	1:1229:B:LEU:HD23	1:1226:B:ALA:HB3	3	2.34
(1,367)	1:1229:B:LEU:HD21	1:1226:B:ALA:HB1	3	2.34
(1,367)	1:1229:B:LEU:HD21	1:1226:B:ALA:HB2	3	2.34
(1,367)	1:1229:B:LEU:HD21	1:1226:B:ALA:HB3	3	2.34
(1,367)	1:1229:B:LEU:HD22	1:1226:B:ALA:HB1	3	2.34
(1,367)	1:1229:B:LEU:HD22	1:1226:B:ALA:HB2	3	2.34
(1,367)	1:1229:B:LEU:HD22	1:1226:B:ALA:HB3	3	2.34
(1,367)	1:1229:B:LEU:HD23	1:1226:B:ALA:HB1	3	2.34
(1,367)	1:1229:B:LEU:HD23	1:1226:B:ALA:HB2	3	2.34
(1,367)	1:1229:B:LEU:HD23	1:1226:B:ALA:HB3	3	2.34
(1,342)	1:1223:B:GLY:H	1:1225:B:ILE:HG21	11	2.33
(1,342)	1:1223:B:GLY:H	1:1225:B:ILE:HG22	11	2.33
(1,342)	1:1223:B:GLY:H	1:1225:B:ILE:HG23	11	2.33
(1,341)	1:1223:B:GLY:H	1:1225:B:ILE:HG21	11	2.33
(1,341)	1:1223:B:GLY:H	1:1225:B:ILE:HG22	11	2.33
(1,341)	1:1223:B:GLY:H	1:1225:B:ILE:HG23	11	2.33
(1,340)	1:1223:B:GLY:H	1:1225:B:ILE:HG21	11	2.33
(1,340)	1:1223:B:GLY:H	1:1225:B:ILE:HG22	11	2.33
(1,340)	1:1223:B:GLY:H	1:1225:B:ILE:HG23	11	2.33
(1,375)	1:1229:B:LEU:HD21	1:1227:B:ILE:HA	2	2.32

Continued on next page...

Continued from previous page...

Key	Atom-1	Atom-2	Model ID	Violation (Å)
(1,375)	1:1229:B:LEU:HD22	1:1227:B:ILE:HA	2	2.32
(1,375)	1:1229:B:LEU:HD23	1:1227:B:ILE:HA	2	2.32
(1,375)	1:1229:B:LEU:HD21	1:1227:B:ILE:HA	3	2.32
(1,375)	1:1229:B:LEU:HD22	1:1227:B:ILE:HA	3	2.32
(1,375)	1:1229:B:LEU:HD23	1:1227:B:ILE:HA	3	2.32
(1,374)	1:1229:B:LEU:HD21	1:1227:B:ILE:HA	2	2.32
(1,374)	1:1229:B:LEU:HD22	1:1227:B:ILE:HA	2	2.32
(1,374)	1:1229:B:LEU:HD23	1:1227:B:ILE:HA	2	2.32
(1,374)	1:1229:B:LEU:HD21	1:1227:B:ILE:HA	3	2.32
(1,374)	1:1229:B:LEU:HD22	1:1227:B:ILE:HA	3	2.32
(1,374)	1:1229:B:LEU:HD23	1:1227:B:ILE:HA	3	2.32
(1,373)	1:1229:B:LEU:HD21	1:1227:B:ILE:HA	2	2.32
(1,373)	1:1229:B:LEU:HD22	1:1227:B:ILE:HA	2	2.32
(1,373)	1:1229:B:LEU:HD23	1:1227:B:ILE:HA	2	2.32
(1,373)	1:1229:B:LEU:HD21	1:1227:B:ILE:HA	3	2.32
(1,373)	1:1229:B:LEU:HD22	1:1227:B:ILE:HA	3	2.32
(1,373)	1:1229:B:LEU:HD23	1:1227:B:ILE:HA	3	2.32
(1,369)	1:1229:B:LEU:HD21	1:1226:B:ALA:HB1	13	2.32
(1,369)	1:1229:B:LEU:HD21	1:1226:B:ALA:HB2	13	2.32
(1,369)	1:1229:B:LEU:HD21	1:1226:B:ALA:HB3	13	2.32
(1,369)	1:1229:B:LEU:HD22	1:1226:B:ALA:HB1	13	2.32
(1,369)	1:1229:B:LEU:HD22	1:1226:B:ALA:HB2	13	2.32
(1,369)	1:1229:B:LEU:HD22	1:1226:B:ALA:HB3	13	2.32
(1,369)	1:1229:B:LEU:HD23	1:1226:B:ALA:HB1	13	2.32
(1,369)	1:1229:B:LEU:HD23	1:1226:B:ALA:HB2	13	2.32
(1,369)	1:1229:B:LEU:HD23	1:1226:B:ALA:HB3	13	2.32
(1,368)	1:1229:B:LEU:HD21	1:1226:B:ALA:HB1	13	2.32
(1,368)	1:1229:B:LEU:HD21	1:1226:B:ALA:HB2	13	2.32
(1,368)	1:1229:B:LEU:HD21	1:1226:B:ALA:HB3	13	2.32
(1,368)	1:1229:B:LEU:HD22	1:1226:B:ALA:HB1	13	2.32
(1,368)	1:1229:B:LEU:HD22	1:1226:B:ALA:HB2	13	2.32
(1,368)	1:1229:B:LEU:HD22	1:1226:B:ALA:HB3	13	2.32
(1,368)	1:1229:B:LEU:HD23	1:1226:B:ALA:HB1	13	2.32
(1,368)	1:1229:B:LEU:HD23	1:1226:B:ALA:HB2	13	2.32
(1,368)	1:1229:B:LEU:HD23	1:1226:B:ALA:HB3	13	2.32
(1,367)	1:1229:B:LEU:HD21	1:1226:B:ALA:HB1	13	2.32
(1,367)	1:1229:B:LEU:HD21	1:1226:B:ALA:HB2	13	2.32
(1,367)	1:1229:B:LEU:HD21	1:1226:B:ALA:HB3	13	2.32
(1,367)	1:1229:B:LEU:HD22	1:1226:B:ALA:HB1	13	2.32
(1,367)	1:1229:B:LEU:HD22	1:1226:B:ALA:HB2	13	2.32
(1,367)	1:1229:B:LEU:HD22	1:1226:B:ALA:HB3	13	2.32
(1,367)	1:1229:B:LEU:HD23	1:1226:B:ALA:HB1	13	2.32

Continued on next page...

Continued from previous page...

Key	Atom-1	Atom-2	Model ID	Violation (Å)
(1,367)	1:1229:B:LEU:HD23	1:1226:B:ALA:HB2	13	2.32
(1,367)	1:1229:B:LEU:HD23	1:1226:B:ALA:HB3	13	2.32
(1,360)	1:1227:B:ILE:H	1:1229:B:LEU:HD21	5	2.32
(1,360)	1:1227:B:ILE:H	1:1229:B:LEU:HD22	5	2.32
(1,360)	1:1227:B:ILE:H	1:1229:B:LEU:HD23	5	2.32
(1,359)	1:1227:B:ILE:H	1:1229:B:LEU:HD21	5	2.32
(1,359)	1:1227:B:ILE:H	1:1229:B:LEU:HD22	5	2.32
(1,359)	1:1227:B:ILE:H	1:1229:B:LEU:HD23	5	2.32
(1,358)	1:1227:B:ILE:H	1:1229:B:LEU:HD21	5	2.32
(1,358)	1:1227:B:ILE:H	1:1229:B:LEU:HD22	5	2.32
(1,358)	1:1227:B:ILE:H	1:1229:B:LEU:HD23	5	2.32
(1,375)	1:1229:B:LEU:HD21	1:1227:B:ILE:HA	10	2.31
(1,375)	1:1229:B:LEU:HD22	1:1227:B:ILE:HA	10	2.31
(1,375)	1:1229:B:LEU:HD23	1:1227:B:ILE:HA	10	2.31
(1,374)	1:1229:B:LEU:HD21	1:1227:B:ILE:HA	10	2.31
(1,374)	1:1229:B:LEU:HD22	1:1227:B:ILE:HA	10	2.31
(1,374)	1:1229:B:LEU:HD23	1:1227:B:ILE:HA	10	2.31
(1,373)	1:1229:B:LEU:HD21	1:1227:B:ILE:HA	10	2.31
(1,373)	1:1229:B:LEU:HD22	1:1227:B:ILE:HA	10	2.31
(1,373)	1:1229:B:LEU:HD23	1:1227:B:ILE:HA	10	2.31
(1,369)	1:1229:B:LEU:HD21	1:1226:B:ALA:HB1	12	2.3
(1,369)	1:1229:B:LEU:HD21	1:1226:B:ALA:HB2	12	2.3
(1,369)	1:1229:B:LEU:HD21	1:1226:B:ALA:HB3	12	2.3
(1,369)	1:1229:B:LEU:HD22	1:1226:B:ALA:HB1	12	2.3
(1,369)	1:1229:B:LEU:HD22	1:1226:B:ALA:HB2	12	2.3
(1,369)	1:1229:B:LEU:HD22	1:1226:B:ALA:HB3	12	2.3
(1,369)	1:1229:B:LEU:HD23	1:1226:B:ALA:HB1	12	2.3
(1,369)	1:1229:B:LEU:HD23	1:1226:B:ALA:HB2	12	2.3
(1,369)	1:1229:B:LEU:HD23	1:1226:B:ALA:HB3	12	2.3
(1,368)	1:1229:B:LEU:HD21	1:1226:B:ALA:HB1	12	2.3
(1,368)	1:1229:B:LEU:HD21	1:1226:B:ALA:HB2	12	2.3
(1,368)	1:1229:B:LEU:HD21	1:1226:B:ALA:HB3	12	2.3
(1,368)	1:1229:B:LEU:HD22	1:1226:B:ALA:HB1	12	2.3
(1,368)	1:1229:B:LEU:HD22	1:1226:B:ALA:HB2	12	2.3
(1,368)	1:1229:B:LEU:HD22	1:1226:B:ALA:HB3	12	2.3
(1,368)	1:1229:B:LEU:HD23	1:1226:B:ALA:HB1	12	2.3
(1,368)	1:1229:B:LEU:HD23	1:1226:B:ALA:HB2	12	2.3
(1,368)	1:1229:B:LEU:HD23	1:1226:B:ALA:HB3	12	2.3
(1,367)	1:1229:B:LEU:HD21	1:1226:B:ALA:HB1	12	2.3
(1,367)	1:1229:B:LEU:HD21	1:1226:B:ALA:HB2	12	2.3
(1,367)	1:1229:B:LEU:HD21	1:1226:B:ALA:HB3	12	2.3
(1,367)	1:1229:B:LEU:HD22	1:1226:B:ALA:HB1	12	2.3

Continued on next page...

Continued from previous page...

Key	Atom-1	Atom-2	Model ID	Violation (Å)
(1,367)	1:1229:B:LEU:HD22	1:1226:B:ALA:HB2	12	2.3
(1,367)	1:1229:B:LEU:HD22	1:1226:B:ALA:HB3	12	2.3
(1,367)	1:1229:B:LEU:HD23	1:1226:B:ALA:HB1	12	2.3
(1,367)	1:1229:B:LEU:HD23	1:1226:B:ALA:HB2	12	2.3
(1,367)	1:1229:B:LEU:HD23	1:1226:B:ALA:HB3	12	2.3
(1,375)	1:1229:B:LEU:HD21	1:1227:B:ILE:HA	4	2.29
(1,375)	1:1229:B:LEU:HD22	1:1227:B:ILE:HA	4	2.29
(1,375)	1:1229:B:LEU:HD23	1:1227:B:ILE:HA	4	2.29
(1,374)	1:1229:B:LEU:HD21	1:1227:B:ILE:HA	4	2.29
(1,374)	1:1229:B:LEU:HD22	1:1227:B:ILE:HA	4	2.29
(1,374)	1:1229:B:LEU:HD23	1:1227:B:ILE:HA	4	2.29
(1,373)	1:1229:B:LEU:HD21	1:1227:B:ILE:HA	4	2.29
(1,373)	1:1229:B:LEU:HD22	1:1227:B:ILE:HA	4	2.29
(1,373)	1:1229:B:LEU:HD23	1:1227:B:ILE:HA	4	2.29
(1,360)	1:1227:B:ILE:H	1:1229:B:LEU:HD21	13	2.29
(1,360)	1:1227:B:ILE:H	1:1229:B:LEU:HD22	13	2.29
(1,360)	1:1227:B:ILE:H	1:1229:B:LEU:HD23	13	2.29
(1,359)	1:1227:B:ILE:H	1:1229:B:LEU:HD21	13	2.29
(1,359)	1:1227:B:ILE:H	1:1229:B:LEU:HD22	13	2.29
(1,359)	1:1227:B:ILE:H	1:1229:B:LEU:HD23	13	2.29
(1,358)	1:1227:B:ILE:H	1:1229:B:LEU:HD21	13	2.29
(1,358)	1:1227:B:ILE:H	1:1229:B:LEU:HD22	13	2.29
(1,358)	1:1227:B:ILE:H	1:1229:B:LEU:HD23	13	2.29
(1,375)	1:1229:B:LEU:HD21	1:1227:B:ILE:HA	7	2.28
(1,375)	1:1229:B:LEU:HD22	1:1227:B:ILE:HA	7	2.28
(1,375)	1:1229:B:LEU:HD23	1:1227:B:ILE:HA	7	2.28
(1,374)	1:1229:B:LEU:HD21	1:1227:B:ILE:HA	7	2.28
(1,374)	1:1229:B:LEU:HD22	1:1227:B:ILE:HA	7	2.28
(1,374)	1:1229:B:LEU:HD23	1:1227:B:ILE:HA	7	2.28
(1,373)	1:1229:B:LEU:HD21	1:1227:B:ILE:HA	7	2.28
(1,373)	1:1229:B:LEU:HD22	1:1227:B:ILE:HA	7	2.28
(1,373)	1:1229:B:LEU:HD23	1:1227:B:ILE:HA	7	2.28
(1,342)	1:1223:B:GLY:H	1:1225:B:ILE:HG21	12	2.28
(1,342)	1:1223:B:GLY:H	1:1225:B:ILE:HG22	12	2.28
(1,342)	1:1223:B:GLY:H	1:1225:B:ILE:HG23	12	2.28
(1,341)	1:1223:B:GLY:H	1:1225:B:ILE:HG21	12	2.28
(1,341)	1:1223:B:GLY:H	1:1225:B:ILE:HG22	12	2.28
(1,341)	1:1223:B:GLY:H	1:1225:B:ILE:HG23	12	2.28
(1,340)	1:1223:B:GLY:H	1:1225:B:ILE:HG21	12	2.28
(1,340)	1:1223:B:GLY:H	1:1225:B:ILE:HG22	12	2.28
(1,340)	1:1223:B:GLY:H	1:1225:B:ILE:HG23	12	2.28
(1,360)	1:1227:B:ILE:H	1:1229:B:LEU:HD21	11	2.25

Continued on next page...

Continued from previous page...

Key	Atom-1	Atom-2	Model ID	Violation (Å)
(1,360)	1:1227:B:ILE:H	1:1229:B:LEU:HD22	11	2.25
(1,360)	1:1227:B:ILE:H	1:1229:B:LEU:HD23	11	2.25
(1,359)	1:1227:B:ILE:H	1:1229:B:LEU:HD21	11	2.25
(1,359)	1:1227:B:ILE:H	1:1229:B:LEU:HD22	11	2.25
(1,359)	1:1227:B:ILE:H	1:1229:B:LEU:HD23	11	2.25
(1,358)	1:1227:B:ILE:H	1:1229:B:LEU:HD21	11	2.25
(1,358)	1:1227:B:ILE:H	1:1229:B:LEU:HD22	11	2.25
(1,358)	1:1227:B:ILE:H	1:1229:B:LEU:HD23	11	2.25
(1,342)	1:1223:B:GLY:H	1:1225:B:ILE:HG21	1	2.25
(1,342)	1:1223:B:GLY:H	1:1225:B:ILE:HG22	1	2.25
(1,342)	1:1223:B:GLY:H	1:1225:B:ILE:HG23	1	2.25
(1,341)	1:1223:B:GLY:H	1:1225:B:ILE:HG21	1	2.25
(1,341)	1:1223:B:GLY:H	1:1225:B:ILE:HG22	1	2.25
(1,341)	1:1223:B:GLY:H	1:1225:B:ILE:HG23	1	2.25
(1,340)	1:1223:B:GLY:H	1:1225:B:ILE:HG21	1	2.25
(1,340)	1:1223:B:GLY:H	1:1225:B:ILE:HG22	1	2.25
(1,340)	1:1223:B:GLY:H	1:1225:B:ILE:HG23	1	2.25
(1,360)	1:1227:B:ILE:H	1:1229:B:LEU:HD21	9	2.21
(1,360)	1:1227:B:ILE:H	1:1229:B:LEU:HD22	9	2.21
(1,360)	1:1227:B:ILE:H	1:1229:B:LEU:HD23	9	2.21
(1,359)	1:1227:B:ILE:H	1:1229:B:LEU:HD21	9	2.21
(1,359)	1:1227:B:ILE:H	1:1229:B:LEU:HD22	9	2.21
(1,359)	1:1227:B:ILE:H	1:1229:B:LEU:HD23	9	2.21
(1,358)	1:1227:B:ILE:H	1:1229:B:LEU:HD21	9	2.21
(1,358)	1:1227:B:ILE:H	1:1229:B:LEU:HD22	9	2.21
(1,358)	1:1227:B:ILE:H	1:1229:B:LEU:HD23	9	2.21
(1,360)	1:1227:B:ILE:H	1:1229:B:LEU:HD21	10	2.2
(1,360)	1:1227:B:ILE:H	1:1229:B:LEU:HD22	10	2.2
(1,360)	1:1227:B:ILE:H	1:1229:B:LEU:HD23	10	2.2
(1,359)	1:1227:B:ILE:H	1:1229:B:LEU:HD21	10	2.2
(1,359)	1:1227:B:ILE:H	1:1229:B:LEU:HD22	10	2.2
(1,359)	1:1227:B:ILE:H	1:1229:B:LEU:HD23	10	2.2
(1,358)	1:1227:B:ILE:H	1:1229:B:LEU:HD21	10	2.2
(1,358)	1:1227:B:ILE:H	1:1229:B:LEU:HD22	10	2.2
(1,358)	1:1227:B:ILE:H	1:1229:B:LEU:HD23	10	2.2
(1,360)	1:1227:B:ILE:H	1:1229:B:LEU:HD21	1	2.18
(1,360)	1:1227:B:ILE:H	1:1229:B:LEU:HD22	1	2.18
(1,360)	1:1227:B:ILE:H	1:1229:B:LEU:HD23	1	2.18
(1,360)	1:1227:B:ILE:H	1:1229:B:LEU:HD21	12	2.18
(1,360)	1:1227:B:ILE:H	1:1229:B:LEU:HD22	12	2.18
(1,360)	1:1227:B:ILE:H	1:1229:B:LEU:HD23	12	2.18
(1,360)	1:1227:B:ILE:H	1:1229:B:LEU:HD21	14	2.18

Continued on next page...

Continued from previous page...

Key	Atom-1	Atom-2	Model ID	Violation (Å)
(1,360)	1:1227:B:ILE:H	1:1229:B:LEU:HD22	14	2.18
(1,360)	1:1227:B:ILE:H	1:1229:B:LEU:HD23	14	2.18
(1,359)	1:1227:B:ILE:H	1:1229:B:LEU:HD21	1	2.18
(1,359)	1:1227:B:ILE:H	1:1229:B:LEU:HD22	1	2.18
(1,359)	1:1227:B:ILE:H	1:1229:B:LEU:HD23	1	2.18
(1,359)	1:1227:B:ILE:H	1:1229:B:LEU:HD21	12	2.18
(1,359)	1:1227:B:ILE:H	1:1229:B:LEU:HD22	12	2.18
(1,359)	1:1227:B:ILE:H	1:1229:B:LEU:HD23	12	2.18
(1,359)	1:1227:B:ILE:H	1:1229:B:LEU:HD21	14	2.18
(1,359)	1:1227:B:ILE:H	1:1229:B:LEU:HD22	14	2.18
(1,359)	1:1227:B:ILE:H	1:1229:B:LEU:HD23	14	2.18
(1,358)	1:1227:B:ILE:H	1:1229:B:LEU:HD21	1	2.18
(1,358)	1:1227:B:ILE:H	1:1229:B:LEU:HD22	1	2.18
(1,358)	1:1227:B:ILE:H	1:1229:B:LEU:HD23	1	2.18
(1,358)	1:1227:B:ILE:H	1:1229:B:LEU:HD21	12	2.18
(1,358)	1:1227:B:ILE:H	1:1229:B:LEU:HD22	12	2.18
(1,358)	1:1227:B:ILE:H	1:1229:B:LEU:HD23	12	2.18
(1,358)	1:1227:B:ILE:H	1:1229:B:LEU:HD21	14	2.18
(1,358)	1:1227:B:ILE:H	1:1229:B:LEU:HD22	14	2.18
(1,358)	1:1227:B:ILE:H	1:1229:B:LEU:HD23	14	2.18
(1,360)	1:1227:B:ILE:H	1:1229:B:LEU:HD21	3	2.17
(1,360)	1:1227:B:ILE:H	1:1229:B:LEU:HD22	3	2.17
(1,360)	1:1227:B:ILE:H	1:1229:B:LEU:HD23	3	2.17
(1,360)	1:1227:B:ILE:H	1:1229:B:LEU:HD21	8	2.17
(1,360)	1:1227:B:ILE:H	1:1229:B:LEU:HD22	8	2.17
(1,360)	1:1227:B:ILE:H	1:1229:B:LEU:HD23	8	2.17
(1,359)	1:1227:B:ILE:H	1:1229:B:LEU:HD21	3	2.17
(1,359)	1:1227:B:ILE:H	1:1229:B:LEU:HD22	3	2.17
(1,359)	1:1227:B:ILE:H	1:1229:B:LEU:HD23	3	2.17
(1,359)	1:1227:B:ILE:H	1:1229:B:LEU:HD21	8	2.17
(1,359)	1:1227:B:ILE:H	1:1229:B:LEU:HD22	8	2.17
(1,359)	1:1227:B:ILE:H	1:1229:B:LEU:HD23	8	2.17
(1,358)	1:1227:B:ILE:H	1:1229:B:LEU:HD21	3	2.17
(1,358)	1:1227:B:ILE:H	1:1229:B:LEU:HD22	3	2.17
(1,358)	1:1227:B:ILE:H	1:1229:B:LEU:HD23	3	2.17
(1,358)	1:1227:B:ILE:H	1:1229:B:LEU:HD21	8	2.17
(1,358)	1:1227:B:ILE:H	1:1229:B:LEU:HD22	8	2.17
(1,358)	1:1227:B:ILE:H	1:1229:B:LEU:HD23	8	2.17
(1,369)	1:1229:B:LEU:HD21	1:1226:B:ALA:HB1	11	2.16
(1,369)	1:1229:B:LEU:HD21	1:1226:B:ALA:HB2	11	2.16
(1,369)	1:1229:B:LEU:HD21	1:1226:B:ALA:HB3	11	2.16
(1,369)	1:1229:B:LEU:HD22	1:1226:B:ALA:HB1	11	2.16

Continued on next page...

Continued from previous page...

Key	Atom-1	Atom-2	Model ID	Violation (Å)
(1,369)	1:1229:B:LEU:HD22	1:1226:B:ALA:HB2	11	2.16
(1,369)	1:1229:B:LEU:HD22	1:1226:B:ALA:HB3	11	2.16
(1,369)	1:1229:B:LEU:HD23	1:1226:B:ALA:HB1	11	2.16
(1,369)	1:1229:B:LEU:HD23	1:1226:B:ALA:HB2	11	2.16
(1,369)	1:1229:B:LEU:HD23	1:1226:B:ALA:HB3	11	2.16
(1,368)	1:1229:B:LEU:HD21	1:1226:B:ALA:HB1	11	2.16
(1,368)	1:1229:B:LEU:HD21	1:1226:B:ALA:HB2	11	2.16
(1,368)	1:1229:B:LEU:HD21	1:1226:B:ALA:HB3	11	2.16
(1,368)	1:1229:B:LEU:HD22	1:1226:B:ALA:HB1	11	2.16
(1,368)	1:1229:B:LEU:HD22	1:1226:B:ALA:HB2	11	2.16
(1,368)	1:1229:B:LEU:HD22	1:1226:B:ALA:HB3	11	2.16
(1,368)	1:1229:B:LEU:HD23	1:1226:B:ALA:HB1	11	2.16
(1,368)	1:1229:B:LEU:HD23	1:1226:B:ALA:HB2	11	2.16
(1,368)	1:1229:B:LEU:HD23	1:1226:B:ALA:HB3	11	2.16
(1,367)	1:1229:B:LEU:HD21	1:1226:B:ALA:HB1	11	2.16
(1,367)	1:1229:B:LEU:HD21	1:1226:B:ALA:HB2	11	2.16
(1,367)	1:1229:B:LEU:HD21	1:1226:B:ALA:HB3	11	2.16
(1,367)	1:1229:B:LEU:HD22	1:1226:B:ALA:HB1	11	2.16
(1,367)	1:1229:B:LEU:HD22	1:1226:B:ALA:HB2	11	2.16
(1,367)	1:1229:B:LEU:HD22	1:1226:B:ALA:HB3	11	2.16
(1,367)	1:1229:B:LEU:HD23	1:1226:B:ALA:HB1	11	2.16
(1,367)	1:1229:B:LEU:HD23	1:1226:B:ALA:HB2	11	2.16
(1,367)	1:1229:B:LEU:HD23	1:1226:B:ALA:HB3	11	2.16
(1,360)	1:1227:B:ILE:H	1:1229:B:LEU:HD21	7	2.16
(1,360)	1:1227:B:ILE:H	1:1229:B:LEU:HD22	7	2.16
(1,360)	1:1227:B:ILE:H	1:1229:B:LEU:HD23	7	2.16
(1,359)	1:1227:B:ILE:H	1:1229:B:LEU:HD21	7	2.16
(1,359)	1:1227:B:ILE:H	1:1229:B:LEU:HD22	7	2.16
(1,359)	1:1227:B:ILE:H	1:1229:B:LEU:HD23	7	2.16
(1,358)	1:1227:B:ILE:H	1:1229:B:LEU:HD21	7	2.16
(1,358)	1:1227:B:ILE:H	1:1229:B:LEU:HD22	7	2.16
(1,358)	1:1227:B:ILE:H	1:1229:B:LEU:HD23	7	2.16
(1,381)	1:1230:B:VAL:H	1:1232:B:ILE:HG12	7	2.15
(1,381)	1:1230:B:VAL:H	1:1232:B:ILE:HG13	7	2.15
(1,380)	1:1230:B:VAL:H	1:1232:B:ILE:HG12	7	2.15
(1,380)	1:1230:B:VAL:H	1:1232:B:ILE:HG13	7	2.15
(1,379)	1:1230:B:VAL:H	1:1232:B:ILE:HG12	7	2.15
(1,379)	1:1230:B:VAL:H	1:1232:B:ILE:HG13	7	2.15
(1,381)	1:1230:B:VAL:H	1:1232:B:ILE:HG12	12	2.14
(1,381)	1:1230:B:VAL:H	1:1232:B:ILE:HG13	12	2.14
(1,380)	1:1230:B:VAL:H	1:1232:B:ILE:HG12	12	2.14
(1,380)	1:1230:B:VAL:H	1:1232:B:ILE:HG13	12	2.14

Continued on next page...

Continued from previous page...

Key	Atom-1	Atom-2	Model ID	Violation (Å)
(1,379)	1:1230:B:VAL:H	1:1232:B:ILE:HG12	12	2.14
(1,379)	1:1230:B:VAL:H	1:1232:B:ILE:HG13	12	2.14
(1,333)	1:1221:B:ILE:HD11	1:1218:B:LEU:HD11	2	2.14
(1,333)	1:1221:B:ILE:HD11	1:1218:B:LEU:HD12	2	2.14
(1,333)	1:1221:B:ILE:HD11	1:1218:B:LEU:HD13	2	2.14
(1,333)	1:1221:B:ILE:HD12	1:1218:B:LEU:HD11	2	2.14
(1,333)	1:1221:B:ILE:HD12	1:1218:B:LEU:HD12	2	2.14
(1,333)	1:1221:B:ILE:HD12	1:1218:B:LEU:HD13	2	2.14
(1,333)	1:1221:B:ILE:HD13	1:1218:B:LEU:HD11	2	2.14
(1,333)	1:1221:B:ILE:HD13	1:1218:B:LEU:HD12	2	2.14
(1,333)	1:1221:B:ILE:HD13	1:1218:B:LEU:HD13	2	2.14
(1,332)	1:1221:B:ILE:HD11	1:1218:B:LEU:HD11	2	2.14
(1,332)	1:1221:B:ILE:HD11	1:1218:B:LEU:HD12	2	2.14
(1,332)	1:1221:B:ILE:HD11	1:1218:B:LEU:HD13	2	2.14
(1,332)	1:1221:B:ILE:HD12	1:1218:B:LEU:HD11	2	2.14
(1,332)	1:1221:B:ILE:HD12	1:1218:B:LEU:HD12	2	2.14
(1,332)	1:1221:B:ILE:HD12	1:1218:B:LEU:HD13	2	2.14
(1,332)	1:1221:B:ILE:HD13	1:1218:B:LEU:HD11	2	2.14
(1,332)	1:1221:B:ILE:HD13	1:1218:B:LEU:HD12	2	2.14
(1,332)	1:1221:B:ILE:HD13	1:1218:B:LEU:HD13	2	2.14
(1,331)	1:1221:B:ILE:HD11	1:1218:B:LEU:HD11	2	2.14
(1,331)	1:1221:B:ILE:HD11	1:1218:B:LEU:HD12	2	2.14
(1,331)	1:1221:B:ILE:HD11	1:1218:B:LEU:HD13	2	2.14
(1,331)	1:1221:B:ILE:HD12	1:1218:B:LEU:HD11	2	2.14
(1,331)	1:1221:B:ILE:HD12	1:1218:B:LEU:HD12	2	2.14
(1,331)	1:1221:B:ILE:HD12	1:1218:B:LEU:HD13	2	2.14
(1,331)	1:1221:B:ILE:HD13	1:1218:B:LEU:HD11	2	2.14
(1,331)	1:1221:B:ILE:HD13	1:1218:B:LEU:HD12	2	2.14
(1,331)	1:1221:B:ILE:HD13	1:1218:B:LEU:HD13	2	2.14
(1,324)	1:1218:B:LEU:HD11	1:1221:B:ILE:HD11	2	2.14
(1,324)	1:1218:B:LEU:HD11	1:1221:B:ILE:HD12	2	2.14
(1,324)	1:1218:B:LEU:HD11	1:1221:B:ILE:HD13	2	2.14
(1,324)	1:1218:B:LEU:HD12	1:1221:B:ILE:HD11	2	2.14
(1,324)	1:1218:B:LEU:HD12	1:1221:B:ILE:HD12	2	2.14
(1,324)	1:1218:B:LEU:HD12	1:1221:B:ILE:HD13	2	2.14
(1,324)	1:1218:B:LEU:HD13	1:1221:B:ILE:HD11	2	2.14
(1,324)	1:1218:B:LEU:HD13	1:1221:B:ILE:HD12	2	2.14
(1,324)	1:1218:B:LEU:HD13	1:1221:B:ILE:HD13	2	2.14
(1,323)	1:1218:B:LEU:HD11	1:1221:B:ILE:HD11	2	2.14
(1,323)	1:1218:B:LEU:HD11	1:1221:B:ILE:HD12	2	2.14
(1,323)	1:1218:B:LEU:HD11	1:1221:B:ILE:HD13	2	2.14
(1,323)	1:1218:B:LEU:HD12	1:1221:B:ILE:HD11	2	2.14

Continued on next page...

Continued from previous page...

Key	Atom-1	Atom-2	Model ID	Violation (Å)
(1,323)	1:1218:B:LEU:HD12	1:1221:B:ILE:HD12	2	2.14
(1,323)	1:1218:B:LEU:HD12	1:1221:B:ILE:HD13	2	2.14
(1,323)	1:1218:B:LEU:HD13	1:1221:B:ILE:HD11	2	2.14
(1,323)	1:1218:B:LEU:HD13	1:1221:B:ILE:HD12	2	2.14
(1,323)	1:1218:B:LEU:HD13	1:1221:B:ILE:HD13	2	2.14
(1,322)	1:1218:B:LEU:HD11	1:1221:B:ILE:HD11	2	2.14
(1,322)	1:1218:B:LEU:HD11	1:1221:B:ILE:HD12	2	2.14
(1,322)	1:1218:B:LEU:HD11	1:1221:B:ILE:HD13	2	2.14
(1,322)	1:1218:B:LEU:HD12	1:1221:B:ILE:HD11	2	2.14
(1,322)	1:1218:B:LEU:HD12	1:1221:B:ILE:HD12	2	2.14
(1,322)	1:1218:B:LEU:HD12	1:1221:B:ILE:HD13	2	2.14
(1,322)	1:1218:B:LEU:HD13	1:1221:B:ILE:HD11	2	2.14
(1,322)	1:1218:B:LEU:HD13	1:1221:B:ILE:HD12	2	2.14
(1,322)	1:1218:B:LEU:HD13	1:1221:B:ILE:HD13	2	2.14
(1,360)	1:1227:B:ILE:H	1:1229:B:LEU:HD21	4	2.11
(1,360)	1:1227:B:ILE:H	1:1229:B:LEU:HD22	4	2.11
(1,360)	1:1227:B:ILE:H	1:1229:B:LEU:HD23	4	2.11
(1,359)	1:1227:B:ILE:H	1:1229:B:LEU:HD21	4	2.11
(1,359)	1:1227:B:ILE:H	1:1229:B:LEU:HD22	4	2.11
(1,359)	1:1227:B:ILE:H	1:1229:B:LEU:HD23	4	2.11
(1,358)	1:1227:B:ILE:H	1:1229:B:LEU:HD21	4	2.11
(1,358)	1:1227:B:ILE:H	1:1229:B:LEU:HD22	4	2.11
(1,358)	1:1227:B:ILE:H	1:1229:B:LEU:HD23	4	2.11
(1,369)	1:1229:B:LEU:HD21	1:1226:B:ALA:HB1	7	2.08
(1,369)	1:1229:B:LEU:HD21	1:1226:B:ALA:HB2	7	2.08
(1,369)	1:1229:B:LEU:HD21	1:1226:B:ALA:HB3	7	2.08
(1,369)	1:1229:B:LEU:HD22	1:1226:B:ALA:HB1	7	2.08
(1,369)	1:1229:B:LEU:HD22	1:1226:B:ALA:HB2	7	2.08
(1,369)	1:1229:B:LEU:HD22	1:1226:B:ALA:HB3	7	2.08
(1,369)	1:1229:B:LEU:HD23	1:1226:B:ALA:HB1	7	2.08
(1,369)	1:1229:B:LEU:HD23	1:1226:B:ALA:HB2	7	2.08
(1,369)	1:1229:B:LEU:HD23	1:1226:B:ALA:HB3	7	2.08
(1,368)	1:1229:B:LEU:HD21	1:1226:B:ALA:HB1	7	2.08
(1,368)	1:1229:B:LEU:HD21	1:1226:B:ALA:HB2	7	2.08
(1,368)	1:1229:B:LEU:HD21	1:1226:B:ALA:HB3	7	2.08
(1,368)	1:1229:B:LEU:HD22	1:1226:B:ALA:HB1	7	2.08
(1,368)	1:1229:B:LEU:HD22	1:1226:B:ALA:HB2	7	2.08
(1,368)	1:1229:B:LEU:HD22	1:1226:B:ALA:HB3	7	2.08
(1,368)	1:1229:B:LEU:HD23	1:1226:B:ALA:HB1	7	2.08
(1,368)	1:1229:B:LEU:HD23	1:1226:B:ALA:HB2	7	2.08
(1,368)	1:1229:B:LEU:HD23	1:1226:B:ALA:HB3	7	2.08
(1,367)	1:1229:B:LEU:HD21	1:1226:B:ALA:HB1	7	2.08

Continued on next page...

Continued from previous page...

Key	Atom-1	Atom-2	Model ID	Violation (Å)
(1,367)	1:1229:B:LEU:HD21	1:1226:B:ALA:HB2	7	2.08
(1,367)	1:1229:B:LEU:HD21	1:1226:B:ALA:HB3	7	2.08
(1,367)	1:1229:B:LEU:HD22	1:1226:B:ALA:HB1	7	2.08
(1,367)	1:1229:B:LEU:HD22	1:1226:B:ALA:HB2	7	2.08
(1,367)	1:1229:B:LEU:HD22	1:1226:B:ALA:HB3	7	2.08
(1,367)	1:1229:B:LEU:HD23	1:1226:B:ALA:HB1	7	2.08
(1,367)	1:1229:B:LEU:HD23	1:1226:B:ALA:HB2	7	2.08
(1,367)	1:1229:B:LEU:HD23	1:1226:B:ALA:HB3	7	2.08
(1,360)	1:1227:B:ILE:H	1:1229:B:LEU:HD21	2	2.05
(1,360)	1:1227:B:ILE:H	1:1229:B:LEU:HD22	2	2.05
(1,360)	1:1227:B:ILE:H	1:1229:B:LEU:HD23	2	2.05
(1,359)	1:1227:B:ILE:H	1:1229:B:LEU:HD21	2	2.05
(1,359)	1:1227:B:ILE:H	1:1229:B:LEU:HD22	2	2.05
(1,359)	1:1227:B:ILE:H	1:1229:B:LEU:HD23	2	2.05
(1,358)	1:1227:B:ILE:H	1:1229:B:LEU:HD21	2	2.05
(1,358)	1:1227:B:ILE:H	1:1229:B:LEU:HD22	2	2.05
(1,358)	1:1227:B:ILE:H	1:1229:B:LEU:HD23	2	2.05
(1,360)	1:1227:B:ILE:H	1:1229:B:LEU:HD21	6	2.02
(1,360)	1:1227:B:ILE:H	1:1229:B:LEU:HD22	6	2.02
(1,360)	1:1227:B:ILE:H	1:1229:B:LEU:HD23	6	2.02
(1,359)	1:1227:B:ILE:H	1:1229:B:LEU:HD21	6	2.02
(1,359)	1:1227:B:ILE:H	1:1229:B:LEU:HD22	6	2.02
(1,359)	1:1227:B:ILE:H	1:1229:B:LEU:HD23	6	2.02
(1,358)	1:1227:B:ILE:H	1:1229:B:LEU:HD21	6	2.02
(1,358)	1:1227:B:ILE:H	1:1229:B:LEU:HD22	6	2.02
(1,358)	1:1227:B:ILE:H	1:1229:B:LEU:HD23	6	2.02
(1,369)	1:1229:B:LEU:HD21	1:1226:B:ALA:HB1	9	1.99
(1,369)	1:1229:B:LEU:HD21	1:1226:B:ALA:HB2	9	1.99
(1,369)	1:1229:B:LEU:HD21	1:1226:B:ALA:HB3	9	1.99
(1,369)	1:1229:B:LEU:HD22	1:1226:B:ALA:HB1	9	1.99
(1,369)	1:1229:B:LEU:HD22	1:1226:B:ALA:HB2	9	1.99
(1,369)	1:1229:B:LEU:HD22	1:1226:B:ALA:HB3	9	1.99
(1,369)	1:1229:B:LEU:HD23	1:1226:B:ALA:HB1	9	1.99
(1,369)	1:1229:B:LEU:HD23	1:1226:B:ALA:HB2	9	1.99
(1,369)	1:1229:B:LEU:HD23	1:1226:B:ALA:HB3	9	1.99
(1,368)	1:1229:B:LEU:HD21	1:1226:B:ALA:HB1	9	1.99
(1,368)	1:1229:B:LEU:HD21	1:1226:B:ALA:HB2	9	1.99
(1,368)	1:1229:B:LEU:HD21	1:1226:B:ALA:HB3	9	1.99
(1,368)	1:1229:B:LEU:HD22	1:1226:B:ALA:HB1	9	1.99
(1,368)	1:1229:B:LEU:HD22	1:1226:B:ALA:HB2	9	1.99
(1,368)	1:1229:B:LEU:HD22	1:1226:B:ALA:HB3	9	1.99
(1,368)	1:1229:B:LEU:HD23	1:1226:B:ALA:HB1	9	1.99

Continued on next page...

Continued from previous page...

Key	Atom-1	Atom-2	Model ID	Violation (Å)
(1,368)	1:1229:B:LEU:HD23	1:1226:B:ALA:HB2	9	1.99
(1,368)	1:1229:B:LEU:HD23	1:1226:B:ALA:HB3	9	1.99
(1,367)	1:1229:B:LEU:HD21	1:1226:B:ALA:HB1	9	1.99
(1,367)	1:1229:B:LEU:HD21	1:1226:B:ALA:HB2	9	1.99
(1,367)	1:1229:B:LEU:HD21	1:1226:B:ALA:HB3	9	1.99
(1,367)	1:1229:B:LEU:HD22	1:1226:B:ALA:HB1	9	1.99
(1,367)	1:1229:B:LEU:HD22	1:1226:B:ALA:HB2	9	1.99
(1,367)	1:1229:B:LEU:HD22	1:1226:B:ALA:HB3	9	1.99
(1,367)	1:1229:B:LEU:HD23	1:1226:B:ALA:HB1	9	1.99
(1,367)	1:1229:B:LEU:HD23	1:1226:B:ALA:HB2	9	1.99
(1,367)	1:1229:B:LEU:HD23	1:1226:B:ALA:HB3	9	1.99
(1,369)	1:1229:B:LEU:HD21	1:1226:B:ALA:HB1	10	1.91
(1,369)	1:1229:B:LEU:HD21	1:1226:B:ALA:HB2	10	1.91
(1,369)	1:1229:B:LEU:HD21	1:1226:B:ALA:HB3	10	1.91
(1,369)	1:1229:B:LEU:HD22	1:1226:B:ALA:HB1	10	1.91
(1,369)	1:1229:B:LEU:HD22	1:1226:B:ALA:HB2	10	1.91
(1,369)	1:1229:B:LEU:HD22	1:1226:B:ALA:HB3	10	1.91
(1,369)	1:1229:B:LEU:HD23	1:1226:B:ALA:HB1	10	1.91
(1,369)	1:1229:B:LEU:HD23	1:1226:B:ALA:HB2	10	1.91
(1,369)	1:1229:B:LEU:HD23	1:1226:B:ALA:HB3	10	1.91
(1,368)	1:1229:B:LEU:HD21	1:1226:B:ALA:HB1	10	1.91
(1,368)	1:1229:B:LEU:HD21	1:1226:B:ALA:HB2	10	1.91
(1,368)	1:1229:B:LEU:HD21	1:1226:B:ALA:HB3	10	1.91
(1,368)	1:1229:B:LEU:HD22	1:1226:B:ALA:HB1	10	1.91
(1,368)	1:1229:B:LEU:HD22	1:1226:B:ALA:HB2	10	1.91
(1,368)	1:1229:B:LEU:HD22	1:1226:B:ALA:HB3	10	1.91
(1,368)	1:1229:B:LEU:HD23	1:1226:B:ALA:HB1	10	1.91
(1,368)	1:1229:B:LEU:HD23	1:1226:B:ALA:HB2	10	1.91
(1,368)	1:1229:B:LEU:HD23	1:1226:B:ALA:HB3	10	1.91
(1,367)	1:1229:B:LEU:HD21	1:1226:B:ALA:HB1	10	1.91
(1,367)	1:1229:B:LEU:HD21	1:1226:B:ALA:HB2	10	1.91
(1,367)	1:1229:B:LEU:HD21	1:1226:B:ALA:HB3	10	1.91
(1,367)	1:1229:B:LEU:HD22	1:1226:B:ALA:HB1	10	1.91
(1,367)	1:1229:B:LEU:HD22	1:1226:B:ALA:HB2	10	1.91
(1,367)	1:1229:B:LEU:HD22	1:1226:B:ALA:HB3	10	1.91
(1,367)	1:1229:B:LEU:HD23	1:1226:B:ALA:HB1	10	1.91
(1,367)	1:1229:B:LEU:HD23	1:1226:B:ALA:HB2	10	1.91
(1,367)	1:1229:B:LEU:HD23	1:1226:B:ALA:HB3	10	1.91
(1,369)	1:1229:B:LEU:HD21	1:1226:B:ALA:HB1	2	1.89
(1,369)	1:1229:B:LEU:HD21	1:1226:B:ALA:HB2	2	1.89
(1,369)	1:1229:B:LEU:HD21	1:1226:B:ALA:HB3	2	1.89
(1,369)	1:1229:B:LEU:HD22	1:1226:B:ALA:HB1	2	1.89

Continued on next page...

Continued from previous page...

Key	Atom-1	Atom-2	Model ID	Violation (Å)
(1,369)	1:1229:B:LEU:HD22	1:1226:B:ALA:HB2	2	1.89
(1,369)	1:1229:B:LEU:HD22	1:1226:B:ALA:HB3	2	1.89
(1,369)	1:1229:B:LEU:HD23	1:1226:B:ALA:HB1	2	1.89
(1,369)	1:1229:B:LEU:HD23	1:1226:B:ALA:HB2	2	1.89
(1,369)	1:1229:B:LEU:HD23	1:1226:B:ALA:HB3	2	1.89
(1,368)	1:1229:B:LEU:HD21	1:1226:B:ALA:HB1	2	1.89
(1,368)	1:1229:B:LEU:HD21	1:1226:B:ALA:HB2	2	1.89
(1,368)	1:1229:B:LEU:HD21	1:1226:B:ALA:HB3	2	1.89
(1,368)	1:1229:B:LEU:HD22	1:1226:B:ALA:HB1	2	1.89
(1,368)	1:1229:B:LEU:HD22	1:1226:B:ALA:HB2	2	1.89
(1,368)	1:1229:B:LEU:HD22	1:1226:B:ALA:HB3	2	1.89
(1,368)	1:1229:B:LEU:HD23	1:1226:B:ALA:HB1	2	1.89
(1,368)	1:1229:B:LEU:HD23	1:1226:B:ALA:HB2	2	1.89
(1,368)	1:1229:B:LEU:HD23	1:1226:B:ALA:HB3	2	1.89
(1,367)	1:1229:B:LEU:HD21	1:1226:B:ALA:HB1	2	1.89
(1,367)	1:1229:B:LEU:HD21	1:1226:B:ALA:HB2	2	1.89
(1,367)	1:1229:B:LEU:HD21	1:1226:B:ALA:HB3	2	1.89
(1,367)	1:1229:B:LEU:HD22	1:1226:B:ALA:HB1	2	1.89
(1,367)	1:1229:B:LEU:HD22	1:1226:B:ALA:HB2	2	1.89
(1,367)	1:1229:B:LEU:HD22	1:1226:B:ALA:HB3	2	1.89
(1,367)	1:1229:B:LEU:HD23	1:1226:B:ALA:HB1	2	1.89
(1,367)	1:1229:B:LEU:HD23	1:1226:B:ALA:HB2	2	1.89
(1,367)	1:1229:B:LEU:HD23	1:1226:B:ALA:HB3	2	1.89
(1,333)	1:1221:B:ILE:HD11	1:1218:B:LEU:HD11	1	1.86
(1,333)	1:1221:B:ILE:HD11	1:1218:B:LEU:HD12	1	1.86
(1,333)	1:1221:B:ILE:HD11	1:1218:B:LEU:HD13	1	1.86
(1,333)	1:1221:B:ILE:HD12	1:1218:B:LEU:HD11	1	1.86
(1,333)	1:1221:B:ILE:HD12	1:1218:B:LEU:HD12	1	1.86
(1,333)	1:1221:B:ILE:HD12	1:1218:B:LEU:HD13	1	1.86
(1,333)	1:1221:B:ILE:HD13	1:1218:B:LEU:HD11	1	1.86
(1,333)	1:1221:B:ILE:HD13	1:1218:B:LEU:HD12	1	1.86
(1,333)	1:1221:B:ILE:HD13	1:1218:B:LEU:HD13	1	1.86
(1,332)	1:1221:B:ILE:HD11	1:1218:B:LEU:HD11	1	1.86
(1,332)	1:1221:B:ILE:HD11	1:1218:B:LEU:HD12	1	1.86
(1,332)	1:1221:B:ILE:HD11	1:1218:B:LEU:HD13	1	1.86
(1,332)	1:1221:B:ILE:HD12	1:1218:B:LEU:HD11	1	1.86
(1,332)	1:1221:B:ILE:HD12	1:1218:B:LEU:HD12	1	1.86
(1,332)	1:1221:B:ILE:HD12	1:1218:B:LEU:HD13	1	1.86
(1,332)	1:1221:B:ILE:HD13	1:1218:B:LEU:HD11	1	1.86
(1,332)	1:1221:B:ILE:HD13	1:1218:B:LEU:HD12	1	1.86
(1,332)	1:1221:B:ILE:HD13	1:1218:B:LEU:HD13	1	1.86
(1,331)	1:1221:B:ILE:HD11	1:1218:B:LEU:HD11	1	1.86

Continued on next page...

Continued from previous page...

Key	Atom-1	Atom-2	Model ID	Violation (Å)
(1,331)	1:1221:B:ILE:HD11	1:1218:B:LEU:HD12	1	1.86
(1,331)	1:1221:B:ILE:HD11	1:1218:B:LEU:HD13	1	1.86
(1,331)	1:1221:B:ILE:HD12	1:1218:B:LEU:HD11	1	1.86
(1,331)	1:1221:B:ILE:HD12	1:1218:B:LEU:HD12	1	1.86
(1,331)	1:1221:B:ILE:HD12	1:1218:B:LEU:HD13	1	1.86
(1,331)	1:1221:B:ILE:HD13	1:1218:B:LEU:HD11	1	1.86
(1,331)	1:1221:B:ILE:HD13	1:1218:B:LEU:HD12	1	1.86
(1,331)	1:1221:B:ILE:HD13	1:1218:B:LEU:HD13	1	1.86
(1,324)	1:1218:B:LEU:HD11	1:1221:B:ILE:HD11	1	1.86
(1,324)	1:1218:B:LEU:HD11	1:1221:B:ILE:HD12	1	1.86
(1,324)	1:1218:B:LEU:HD11	1:1221:B:ILE:HD13	1	1.86
(1,324)	1:1218:B:LEU:HD12	1:1221:B:ILE:HD11	1	1.86
(1,324)	1:1218:B:LEU:HD12	1:1221:B:ILE:HD12	1	1.86
(1,324)	1:1218:B:LEU:HD12	1:1221:B:ILE:HD13	1	1.86
(1,324)	1:1218:B:LEU:HD13	1:1221:B:ILE:HD11	1	1.86
(1,324)	1:1218:B:LEU:HD13	1:1221:B:ILE:HD12	1	1.86
(1,324)	1:1218:B:LEU:HD13	1:1221:B:ILE:HD13	1	1.86
(1,323)	1:1218:B:LEU:HD11	1:1221:B:ILE:HD11	1	1.86
(1,323)	1:1218:B:LEU:HD11	1:1221:B:ILE:HD12	1	1.86
(1,323)	1:1218:B:LEU:HD11	1:1221:B:ILE:HD13	1	1.86
(1,323)	1:1218:B:LEU:HD12	1:1221:B:ILE:HD11	1	1.86
(1,323)	1:1218:B:LEU:HD12	1:1221:B:ILE:HD12	1	1.86
(1,323)	1:1218:B:LEU:HD12	1:1221:B:ILE:HD13	1	1.86
(1,323)	1:1218:B:LEU:HD13	1:1221:B:ILE:HD11	1	1.86
(1,323)	1:1218:B:LEU:HD13	1:1221:B:ILE:HD12	1	1.86
(1,323)	1:1218:B:LEU:HD13	1:1221:B:ILE:HD13	1	1.86
(1,322)	1:1218:B:LEU:HD11	1:1221:B:ILE:HD11	1	1.86
(1,322)	1:1218:B:LEU:HD11	1:1221:B:ILE:HD12	1	1.86
(1,322)	1:1218:B:LEU:HD11	1:1221:B:ILE:HD13	1	1.86
(1,322)	1:1218:B:LEU:HD12	1:1221:B:ILE:HD11	1	1.86
(1,322)	1:1218:B:LEU:HD12	1:1221:B:ILE:HD12	1	1.86
(1,322)	1:1218:B:LEU:HD12	1:1221:B:ILE:HD13	1	1.86
(1,322)	1:1218:B:LEU:HD13	1:1221:B:ILE:HD11	1	1.86
(1,322)	1:1218:B:LEU:HD13	1:1221:B:ILE:HD12	1	1.86
(1,322)	1:1218:B:LEU:HD13	1:1221:B:ILE:HD13	1	1.86
(1,381)	1:1230:B:VAL:H	1:1232:B:ILE:HG12	9	1.8
(1,381)	1:1230:B:VAL:H	1:1232:B:ILE:HG13	9	1.8
(1,380)	1:1230:B:VAL:H	1:1232:B:ILE:HG12	9	1.8
(1,380)	1:1230:B:VAL:H	1:1232:B:ILE:HG13	9	1.8
(1,379)	1:1230:B:VAL:H	1:1232:B:ILE:HG12	9	1.8
(1,379)	1:1230:B:VAL:H	1:1232:B:ILE:HG13	9	1.8
(1,333)	1:1221:B:ILE:HD11	1:1218:B:LEU:HD11	3	1.75

Continued on next page...

Continued from previous page...

Key	Atom-1	Atom-2	Model ID	Violation (Å)
(1,333)	1:1221:B:ILE:HD11	1:1218:B:LEU:HD12	3	1.75
(1,333)	1:1221:B:ILE:HD11	1:1218:B:LEU:HD13	3	1.75
(1,333)	1:1221:B:ILE:HD12	1:1218:B:LEU:HD11	3	1.75
(1,333)	1:1221:B:ILE:HD12	1:1218:B:LEU:HD12	3	1.75
(1,333)	1:1221:B:ILE:HD12	1:1218:B:LEU:HD13	3	1.75
(1,333)	1:1221:B:ILE:HD13	1:1218:B:LEU:HD11	3	1.75
(1,333)	1:1221:B:ILE:HD13	1:1218:B:LEU:HD12	3	1.75
(1,333)	1:1221:B:ILE:HD13	1:1218:B:LEU:HD13	3	1.75
(1,332)	1:1221:B:ILE:HD11	1:1218:B:LEU:HD11	3	1.75
(1,332)	1:1221:B:ILE:HD11	1:1218:B:LEU:HD12	3	1.75
(1,332)	1:1221:B:ILE:HD11	1:1218:B:LEU:HD13	3	1.75
(1,332)	1:1221:B:ILE:HD12	1:1218:B:LEU:HD11	3	1.75
(1,332)	1:1221:B:ILE:HD12	1:1218:B:LEU:HD12	3	1.75
(1,332)	1:1221:B:ILE:HD12	1:1218:B:LEU:HD13	3	1.75
(1,332)	1:1221:B:ILE:HD13	1:1218:B:LEU:HD11	3	1.75
(1,332)	1:1221:B:ILE:HD13	1:1218:B:LEU:HD12	3	1.75
(1,332)	1:1221:B:ILE:HD13	1:1218:B:LEU:HD13	3	1.75
(1,331)	1:1221:B:ILE:HD11	1:1218:B:LEU:HD11	3	1.75
(1,331)	1:1221:B:ILE:HD11	1:1218:B:LEU:HD12	3	1.75
(1,331)	1:1221:B:ILE:HD11	1:1218:B:LEU:HD13	3	1.75
(1,331)	1:1221:B:ILE:HD12	1:1218:B:LEU:HD11	3	1.75
(1,331)	1:1221:B:ILE:HD12	1:1218:B:LEU:HD12	3	1.75
(1,331)	1:1221:B:ILE:HD12	1:1218:B:LEU:HD13	3	1.75
(1,331)	1:1221:B:ILE:HD13	1:1218:B:LEU:HD11	3	1.75
(1,331)	1:1221:B:ILE:HD13	1:1218:B:LEU:HD12	3	1.75
(1,331)	1:1221:B:ILE:HD13	1:1218:B:LEU:HD13	3	1.75
(1,324)	1:1218:B:LEU:HD11	1:1221:B:ILE:HD11	3	1.75
(1,324)	1:1218:B:LEU:HD11	1:1221:B:ILE:HD12	3	1.75
(1,324)	1:1218:B:LEU:HD11	1:1221:B:ILE:HD13	3	1.75
(1,324)	1:1218:B:LEU:HD12	1:1221:B:ILE:HD11	3	1.75
(1,324)	1:1218:B:LEU:HD12	1:1221:B:ILE:HD12	3	1.75
(1,324)	1:1218:B:LEU:HD12	1:1221:B:ILE:HD13	3	1.75
(1,324)	1:1218:B:LEU:HD13	1:1221:B:ILE:HD11	3	1.75
(1,324)	1:1218:B:LEU:HD13	1:1221:B:ILE:HD12	3	1.75
(1,324)	1:1218:B:LEU:HD13	1:1221:B:ILE:HD13	3	1.75
(1,323)	1:1218:B:LEU:HD11	1:1221:B:ILE:HD11	3	1.75
(1,323)	1:1218:B:LEU:HD11	1:1221:B:ILE:HD12	3	1.75
(1,323)	1:1218:B:LEU:HD11	1:1221:B:ILE:HD13	3	1.75
(1,323)	1:1218:B:LEU:HD12	1:1221:B:ILE:HD11	3	1.75
(1,323)	1:1218:B:LEU:HD12	1:1221:B:ILE:HD12	3	1.75
(1,323)	1:1218:B:LEU:HD12	1:1221:B:ILE:HD13	3	1.75
(1,323)	1:1218:B:LEU:HD13	1:1221:B:ILE:HD11	3	1.75

Continued on next page...

Continued from previous page...

Key	Atom-1	Atom-2	Model ID	Violation (Å)
(1,323)	1:1218:B:LEU:HD13	1:1221:B:ILE:HD12	3	1.75
(1,323)	1:1218:B:LEU:HD13	1:1221:B:ILE:HD13	3	1.75
(1,322)	1:1218:B:LEU:HD11	1:1221:B:ILE:HD11	3	1.75
(1,322)	1:1218:B:LEU:HD11	1:1221:B:ILE:HD12	3	1.75
(1,322)	1:1218:B:LEU:HD11	1:1221:B:ILE:HD13	3	1.75
(1,322)	1:1218:B:LEU:HD12	1:1221:B:ILE:HD11	3	1.75
(1,322)	1:1218:B:LEU:HD12	1:1221:B:ILE:HD12	3	1.75
(1,322)	1:1218:B:LEU:HD12	1:1221:B:ILE:HD13	3	1.75
(1,322)	1:1218:B:LEU:HD13	1:1221:B:ILE:HD11	3	1.75
(1,322)	1:1218:B:LEU:HD13	1:1221:B:ILE:HD12	3	1.75
(1,322)	1:1218:B:LEU:HD13	1:1221:B:ILE:HD13	3	1.75
(1,333)	1:1221:B:ILE:HD11	1:1218:B:LEU:HD11	12	1.74
(1,333)	1:1221:B:ILE:HD11	1:1218:B:LEU:HD12	12	1.74
(1,333)	1:1221:B:ILE:HD11	1:1218:B:LEU:HD13	12	1.74
(1,333)	1:1221:B:ILE:HD12	1:1218:B:LEU:HD11	12	1.74
(1,333)	1:1221:B:ILE:HD12	1:1218:B:LEU:HD12	12	1.74
(1,333)	1:1221:B:ILE:HD12	1:1218:B:LEU:HD13	12	1.74
(1,333)	1:1221:B:ILE:HD13	1:1218:B:LEU:HD11	12	1.74
(1,333)	1:1221:B:ILE:HD13	1:1218:B:LEU:HD12	12	1.74
(1,333)	1:1221:B:ILE:HD13	1:1218:B:LEU:HD13	12	1.74
(1,332)	1:1221:B:ILE:HD11	1:1218:B:LEU:HD11	12	1.74
(1,332)	1:1221:B:ILE:HD11	1:1218:B:LEU:HD12	12	1.74
(1,332)	1:1221:B:ILE:HD11	1:1218:B:LEU:HD13	12	1.74
(1,332)	1:1221:B:ILE:HD12	1:1218:B:LEU:HD11	12	1.74
(1,332)	1:1221:B:ILE:HD12	1:1218:B:LEU:HD12	12	1.74
(1,332)	1:1221:B:ILE:HD12	1:1218:B:LEU:HD13	12	1.74
(1,332)	1:1221:B:ILE:HD13	1:1218:B:LEU:HD11	12	1.74
(1,332)	1:1221:B:ILE:HD13	1:1218:B:LEU:HD12	12	1.74
(1,332)	1:1221:B:ILE:HD13	1:1218:B:LEU:HD13	12	1.74
(1,331)	1:1221:B:ILE:HD11	1:1218:B:LEU:HD11	12	1.74
(1,331)	1:1221:B:ILE:HD11	1:1218:B:LEU:HD12	12	1.74
(1,331)	1:1221:B:ILE:HD11	1:1218:B:LEU:HD13	12	1.74
(1,331)	1:1221:B:ILE:HD12	1:1218:B:LEU:HD11	12	1.74
(1,331)	1:1221:B:ILE:HD12	1:1218:B:LEU:HD12	12	1.74
(1,331)	1:1221:B:ILE:HD12	1:1218:B:LEU:HD13	12	1.74
(1,331)	1:1221:B:ILE:HD13	1:1218:B:LEU:HD11	12	1.74
(1,331)	1:1221:B:ILE:HD13	1:1218:B:LEU:HD12	12	1.74
(1,331)	1:1221:B:ILE:HD13	1:1218:B:LEU:HD13	12	1.74
(1,324)	1:1218:B:LEU:HD11	1:1221:B:ILE:HD11	12	1.74
(1,324)	1:1218:B:LEU:HD11	1:1221:B:ILE:HD12	12	1.74
(1,324)	1:1218:B:LEU:HD11	1:1221:B:ILE:HD13	12	1.74
(1,324)	1:1218:B:LEU:HD12	1:1221:B:ILE:HD11	12	1.74

Continued on next page...

Continued from previous page...

Key	Atom-1	Atom-2	Model ID	Violation (Å)
(1,324)	1:1218:B:LEU:HD12	1:1221:B:ILE:HD12	12	1.74
(1,324)	1:1218:B:LEU:HD12	1:1221:B:ILE:HD13	12	1.74
(1,324)	1:1218:B:LEU:HD13	1:1221:B:ILE:HD11	12	1.74
(1,324)	1:1218:B:LEU:HD13	1:1221:B:ILE:HD12	12	1.74
(1,324)	1:1218:B:LEU:HD13	1:1221:B:ILE:HD13	12	1.74
(1,323)	1:1218:B:LEU:HD11	1:1221:B:ILE:HD11	12	1.74
(1,323)	1:1218:B:LEU:HD11	1:1221:B:ILE:HD12	12	1.74
(1,323)	1:1218:B:LEU:HD11	1:1221:B:ILE:HD13	12	1.74
(1,323)	1:1218:B:LEU:HD12	1:1221:B:ILE:HD11	12	1.74
(1,323)	1:1218:B:LEU:HD12	1:1221:B:ILE:HD12	12	1.74
(1,323)	1:1218:B:LEU:HD12	1:1221:B:ILE:HD13	12	1.74
(1,323)	1:1218:B:LEU:HD13	1:1221:B:ILE:HD11	12	1.74
(1,323)	1:1218:B:LEU:HD13	1:1221:B:ILE:HD12	12	1.74
(1,323)	1:1218:B:LEU:HD13	1:1221:B:ILE:HD13	12	1.74
(1,322)	1:1218:B:LEU:HD11	1:1221:B:ILE:HD11	12	1.74
(1,322)	1:1218:B:LEU:HD11	1:1221:B:ILE:HD12	12	1.74
(1,322)	1:1218:B:LEU:HD11	1:1221:B:ILE:HD13	12	1.74
(1,322)	1:1218:B:LEU:HD12	1:1221:B:ILE:HD11	12	1.74
(1,322)	1:1218:B:LEU:HD12	1:1221:B:ILE:HD12	12	1.74
(1,322)	1:1218:B:LEU:HD12	1:1221:B:ILE:HD13	12	1.74
(1,322)	1:1218:B:LEU:HD13	1:1221:B:ILE:HD11	12	1.74
(1,322)	1:1218:B:LEU:HD13	1:1221:B:ILE:HD12	12	1.74
(1,322)	1:1218:B:LEU:HD13	1:1221:B:ILE:HD13	12	1.74
(1,363)	1:1228:B:VAL:HG11	1:1226:B:ALA:HB1	4	1.67
(1,363)	1:1228:B:VAL:HG11	1:1226:B:ALA:HB2	4	1.67
(1,363)	1:1228:B:VAL:HG11	1:1226:B:ALA:HB3	4	1.67
(1,363)	1:1228:B:VAL:HG12	1:1226:B:ALA:HB1	4	1.67
(1,363)	1:1228:B:VAL:HG12	1:1226:B:ALA:HB2	4	1.67
(1,363)	1:1228:B:VAL:HG12	1:1226:B:ALA:HB3	4	1.67
(1,363)	1:1228:B:VAL:HG13	1:1226:B:ALA:HB1	4	1.67
(1,363)	1:1228:B:VAL:HG13	1:1226:B:ALA:HB2	4	1.67
(1,363)	1:1228:B:VAL:HG13	1:1226:B:ALA:HB3	4	1.67
(1,362)	1:1228:B:VAL:HG11	1:1226:B:ALA:HB1	4	1.67
(1,362)	1:1228:B:VAL:HG11	1:1226:B:ALA:HB2	4	1.67
(1,362)	1:1228:B:VAL:HG11	1:1226:B:ALA:HB3	4	1.67
(1,362)	1:1228:B:VAL:HG12	1:1226:B:ALA:HB1	4	1.67
(1,362)	1:1228:B:VAL:HG12	1:1226:B:ALA:HB2	4	1.67
(1,362)	1:1228:B:VAL:HG12	1:1226:B:ALA:HB3	4	1.67
(1,362)	1:1228:B:VAL:HG13	1:1226:B:ALA:HB1	4	1.67
(1,362)	1:1228:B:VAL:HG13	1:1226:B:ALA:HB2	4	1.67
(1,362)	1:1228:B:VAL:HG13	1:1226:B:ALA:HB3	4	1.67
(1,361)	1:1228:B:VAL:HG11	1:1226:B:ALA:HB1	4	1.67

Continued on next page...

Continued from previous page...

Key	Atom-1	Atom-2	Model ID	Violation (Å)
(1,361)	1:1228:B:VAL:HG11	1:1226:B:ALA:HB2	4	1.67
(1,361)	1:1228:B:VAL:HG11	1:1226:B:ALA:HB3	4	1.67
(1,361)	1:1228:B:VAL:HG12	1:1226:B:ALA:HB1	4	1.67
(1,361)	1:1228:B:VAL:HG12	1:1226:B:ALA:HB2	4	1.67
(1,361)	1:1228:B:VAL:HG12	1:1226:B:ALA:HB3	4	1.67
(1,361)	1:1228:B:VAL:HG13	1:1226:B:ALA:HB1	4	1.67
(1,361)	1:1228:B:VAL:HG13	1:1226:B:ALA:HB2	4	1.67
(1,361)	1:1228:B:VAL:HG13	1:1226:B:ALA:HB3	4	1.67
(1,333)	1:1221:B:ILE:HD11	1:1218:B:LEU:HD11	4	1.44
(1,333)	1:1221:B:ILE:HD11	1:1218:B:LEU:HD12	4	1.44
(1,333)	1:1221:B:ILE:HD11	1:1218:B:LEU:HD13	4	1.44
(1,333)	1:1221:B:ILE:HD12	1:1218:B:LEU:HD11	4	1.44
(1,333)	1:1221:B:ILE:HD12	1:1218:B:LEU:HD12	4	1.44
(1,333)	1:1221:B:ILE:HD12	1:1218:B:LEU:HD13	4	1.44
(1,333)	1:1221:B:ILE:HD13	1:1218:B:LEU:HD11	4	1.44
(1,333)	1:1221:B:ILE:HD13	1:1218:B:LEU:HD12	4	1.44
(1,333)	1:1221:B:ILE:HD13	1:1218:B:LEU:HD13	4	1.44
(1,332)	1:1221:B:ILE:HD11	1:1218:B:LEU:HD11	4	1.44
(1,332)	1:1221:B:ILE:HD11	1:1218:B:LEU:HD12	4	1.44
(1,332)	1:1221:B:ILE:HD11	1:1218:B:LEU:HD13	4	1.44
(1,332)	1:1221:B:ILE:HD12	1:1218:B:LEU:HD11	4	1.44
(1,332)	1:1221:B:ILE:HD12	1:1218:B:LEU:HD12	4	1.44
(1,332)	1:1221:B:ILE:HD12	1:1218:B:LEU:HD13	4	1.44
(1,332)	1:1221:B:ILE:HD13	1:1218:B:LEU:HD11	4	1.44
(1,332)	1:1221:B:ILE:HD13	1:1218:B:LEU:HD12	4	1.44
(1,332)	1:1221:B:ILE:HD13	1:1218:B:LEU:HD13	4	1.44
(1,331)	1:1221:B:ILE:HD11	1:1218:B:LEU:HD11	4	1.44
(1,331)	1:1221:B:ILE:HD11	1:1218:B:LEU:HD12	4	1.44
(1,331)	1:1221:B:ILE:HD11	1:1218:B:LEU:HD13	4	1.44
(1,331)	1:1221:B:ILE:HD12	1:1218:B:LEU:HD11	4	1.44
(1,331)	1:1221:B:ILE:HD12	1:1218:B:LEU:HD12	4	1.44
(1,331)	1:1221:B:ILE:HD12	1:1218:B:LEU:HD13	4	1.44
(1,331)	1:1221:B:ILE:HD13	1:1218:B:LEU:HD11	4	1.44
(1,331)	1:1221:B:ILE:HD13	1:1218:B:LEU:HD12	4	1.44
(1,331)	1:1221:B:ILE:HD13	1:1218:B:LEU:HD13	4	1.44
(1,324)	1:1218:B:LEU:HD11	1:1221:B:ILE:HD11	4	1.44
(1,324)	1:1218:B:LEU:HD11	1:1221:B:ILE:HD12	4	1.44
(1,324)	1:1218:B:LEU:HD11	1:1221:B:ILE:HD13	4	1.44
(1,324)	1:1218:B:LEU:HD12	1:1221:B:ILE:HD11	4	1.44
(1,324)	1:1218:B:LEU:HD12	1:1221:B:ILE:HD12	4	1.44
(1,324)	1:1218:B:LEU:HD12	1:1221:B:ILE:HD13	4	1.44
(1,324)	1:1218:B:LEU:HD13	1:1221:B:ILE:HD11	4	1.44

Continued on next page...

Continued from previous page...

Key	Atom-1	Atom-2	Model ID	Violation (Å)
(1,324)	1:1218:B:LEU:HD13	1:1221:B:ILE:HD12	4	1.44
(1,324)	1:1218:B:LEU:HD13	1:1221:B:ILE:HD13	4	1.44
(1,323)	1:1218:B:LEU:HD11	1:1221:B:ILE:HD11	4	1.44
(1,323)	1:1218:B:LEU:HD11	1:1221:B:ILE:HD12	4	1.44
(1,323)	1:1218:B:LEU:HD11	1:1221:B:ILE:HD13	4	1.44
(1,323)	1:1218:B:LEU:HD12	1:1221:B:ILE:HD11	4	1.44
(1,323)	1:1218:B:LEU:HD12	1:1221:B:ILE:HD12	4	1.44
(1,323)	1:1218:B:LEU:HD12	1:1221:B:ILE:HD13	4	1.44
(1,323)	1:1218:B:LEU:HD13	1:1221:B:ILE:HD11	4	1.44
(1,323)	1:1218:B:LEU:HD13	1:1221:B:ILE:HD12	4	1.44
(1,323)	1:1218:B:LEU:HD13	1:1221:B:ILE:HD13	4	1.44
(1,322)	1:1218:B:LEU:HD11	1:1221:B:ILE:HD11	4	1.44
(1,322)	1:1218:B:LEU:HD11	1:1221:B:ILE:HD12	4	1.44
(1,322)	1:1218:B:LEU:HD11	1:1221:B:ILE:HD13	4	1.44
(1,322)	1:1218:B:LEU:HD12	1:1221:B:ILE:HD11	4	1.44
(1,322)	1:1218:B:LEU:HD12	1:1221:B:ILE:HD12	4	1.44
(1,322)	1:1218:B:LEU:HD12	1:1221:B:ILE:HD13	4	1.44
(1,322)	1:1218:B:LEU:HD13	1:1221:B:ILE:HD11	4	1.44
(1,322)	1:1218:B:LEU:HD13	1:1221:B:ILE:HD12	4	1.44
(1,322)	1:1218:B:LEU:HD13	1:1221:B:ILE:HD13	4	1.44
(1,381)	1:1230:B:VAL:H	1:1232:B:ILE:HG12	8	1.38
(1,381)	1:1230:B:VAL:H	1:1232:B:ILE:HG13	8	1.38
(1,380)	1:1230:B:VAL:H	1:1232:B:ILE:HG12	8	1.38
(1,380)	1:1230:B:VAL:H	1:1232:B:ILE:HG13	8	1.38
(1,379)	1:1230:B:VAL:H	1:1232:B:ILE:HG12	8	1.38
(1,379)	1:1230:B:VAL:H	1:1232:B:ILE:HG13	8	1.38
(1,339)	1:1223:B:GLY:H	1:1225:B:ILE:HD11	4	1.38
(1,339)	1:1223:B:GLY:H	1:1225:B:ILE:HD12	4	1.38
(1,339)	1:1223:B:GLY:H	1:1225:B:ILE:HD13	4	1.38
(1,338)	1:1223:B:GLY:H	1:1225:B:ILE:HD11	4	1.38
(1,338)	1:1223:B:GLY:H	1:1225:B:ILE:HD12	4	1.38
(1,338)	1:1223:B:GLY:H	1:1225:B:ILE:HD13	4	1.38
(1,337)	1:1223:B:GLY:H	1:1225:B:ILE:HD11	4	1.38
(1,337)	1:1223:B:GLY:H	1:1225:B:ILE:HD12	4	1.38
(1,337)	1:1223:B:GLY:H	1:1225:B:ILE:HD13	4	1.38
(1,339)	1:1223:B:GLY:H	1:1225:B:ILE:HD11	11	1.35
(1,339)	1:1223:B:GLY:H	1:1225:B:ILE:HD12	11	1.35
(1,339)	1:1223:B:GLY:H	1:1225:B:ILE:HD13	11	1.35
(1,338)	1:1223:B:GLY:H	1:1225:B:ILE:HD11	11	1.35
(1,338)	1:1223:B:GLY:H	1:1225:B:ILE:HD12	11	1.35
(1,338)	1:1223:B:GLY:H	1:1225:B:ILE:HD13	11	1.35
(1,337)	1:1223:B:GLY:H	1:1225:B:ILE:HD11	11	1.35

Continued on next page...

Continued from previous page...

Key	Atom-1	Atom-2	Model ID	Violation (Å)
(1,337)	1:1223:B:GLY:H	1:1225:B:ILE:HD12	11	1.35
(1,337)	1:1223:B:GLY:H	1:1225:B:ILE:HD13	11	1.35
(1,339)	1:1223:B:GLY:H	1:1225:B:ILE:HD11	7	1.3
(1,339)	1:1223:B:GLY:H	1:1225:B:ILE:HD12	7	1.3
(1,339)	1:1223:B:GLY:H	1:1225:B:ILE:HD13	7	1.3
(1,339)	1:1223:B:GLY:H	1:1225:B:ILE:HD11	9	1.3
(1,339)	1:1223:B:GLY:H	1:1225:B:ILE:HD12	9	1.3
(1,339)	1:1223:B:GLY:H	1:1225:B:ILE:HD13	9	1.3
(1,338)	1:1223:B:GLY:H	1:1225:B:ILE:HD11	7	1.3
(1,338)	1:1223:B:GLY:H	1:1225:B:ILE:HD12	7	1.3
(1,338)	1:1223:B:GLY:H	1:1225:B:ILE:HD13	7	1.3
(1,338)	1:1223:B:GLY:H	1:1225:B:ILE:HD11	9	1.3
(1,338)	1:1223:B:GLY:H	1:1225:B:ILE:HD12	9	1.3
(1,338)	1:1223:B:GLY:H	1:1225:B:ILE:HD13	9	1.3
(1,337)	1:1223:B:GLY:H	1:1225:B:ILE:HD11	7	1.3
(1,337)	1:1223:B:GLY:H	1:1225:B:ILE:HD12	7	1.3
(1,337)	1:1223:B:GLY:H	1:1225:B:ILE:HD13	7	1.3
(1,337)	1:1223:B:GLY:H	1:1225:B:ILE:HD11	9	1.3
(1,337)	1:1223:B:GLY:H	1:1225:B:ILE:HD12	9	1.3
(1,337)	1:1223:B:GLY:H	1:1225:B:ILE:HD13	9	1.3
(1,339)	1:1223:B:GLY:H	1:1225:B:ILE:HD11	13	1.29
(1,339)	1:1223:B:GLY:H	1:1225:B:ILE:HD12	13	1.29
(1,339)	1:1223:B:GLY:H	1:1225:B:ILE:HD13	13	1.29
(1,338)	1:1223:B:GLY:H	1:1225:B:ILE:HD11	13	1.29
(1,338)	1:1223:B:GLY:H	1:1225:B:ILE:HD12	13	1.29
(1,338)	1:1223:B:GLY:H	1:1225:B:ILE:HD13	13	1.29
(1,337)	1:1223:B:GLY:H	1:1225:B:ILE:HD11	13	1.29
(1,337)	1:1223:B:GLY:H	1:1225:B:ILE:HD12	13	1.29
(1,337)	1:1223:B:GLY:H	1:1225:B:ILE:HD13	13	1.29
(1,339)	1:1223:B:GLY:H	1:1225:B:ILE:HD11	6	1.26
(1,339)	1:1223:B:GLY:H	1:1225:B:ILE:HD12	6	1.26
(1,339)	1:1223:B:GLY:H	1:1225:B:ILE:HD13	6	1.26
(1,338)	1:1223:B:GLY:H	1:1225:B:ILE:HD11	6	1.26
(1,338)	1:1223:B:GLY:H	1:1225:B:ILE:HD12	6	1.26
(1,338)	1:1223:B:GLY:H	1:1225:B:ILE:HD13	6	1.26
(1,337)	1:1223:B:GLY:H	1:1225:B:ILE:HD11	6	1.26
(1,337)	1:1223:B:GLY:H	1:1225:B:ILE:HD12	6	1.26
(1,337)	1:1223:B:GLY:H	1:1225:B:ILE:HD13	6	1.26
(1,339)	1:1223:B:GLY:H	1:1225:B:ILE:HD11	5	1.23
(1,339)	1:1223:B:GLY:H	1:1225:B:ILE:HD12	5	1.23
(1,339)	1:1223:B:GLY:H	1:1225:B:ILE:HD13	5	1.23
(1,339)	1:1223:B:GLY:H	1:1225:B:ILE:HD11	8	1.23

Continued on next page...

Continued from previous page...

Key	Atom-1	Atom-2	Model ID	Violation (Å)
(1,339)	1:1223:B:GLY:H	1:1225:B:ILE:HD12	8	1.23
(1,339)	1:1223:B:GLY:H	1:1225:B:ILE:HD13	8	1.23
(1,338)	1:1223:B:GLY:H	1:1225:B:ILE:HD11	5	1.23
(1,338)	1:1223:B:GLY:H	1:1225:B:ILE:HD12	5	1.23
(1,338)	1:1223:B:GLY:H	1:1225:B:ILE:HD13	5	1.23
(1,338)	1:1223:B:GLY:H	1:1225:B:ILE:HD11	8	1.23
(1,338)	1:1223:B:GLY:H	1:1225:B:ILE:HD12	8	1.23
(1,338)	1:1223:B:GLY:H	1:1225:B:ILE:HD13	8	1.23
(1,337)	1:1223:B:GLY:H	1:1225:B:ILE:HD11	5	1.23
(1,337)	1:1223:B:GLY:H	1:1225:B:ILE:HD12	5	1.23
(1,337)	1:1223:B:GLY:H	1:1225:B:ILE:HD13	5	1.23
(1,337)	1:1223:B:GLY:H	1:1225:B:ILE:HD11	8	1.23
(1,337)	1:1223:B:GLY:H	1:1225:B:ILE:HD12	8	1.23
(1,337)	1:1223:B:GLY:H	1:1225:B:ILE:HD13	8	1.23
(1,339)	1:1223:B:GLY:H	1:1225:B:ILE:HD11	3	1.21
(1,339)	1:1223:B:GLY:H	1:1225:B:ILE:HD12	3	1.21
(1,339)	1:1223:B:GLY:H	1:1225:B:ILE:HD13	3	1.21
(1,339)	1:1223:B:GLY:H	1:1225:B:ILE:HD11	14	1.21
(1,339)	1:1223:B:GLY:H	1:1225:B:ILE:HD12	14	1.21
(1,339)	1:1223:B:GLY:H	1:1225:B:ILE:HD13	14	1.21
(1,338)	1:1223:B:GLY:H	1:1225:B:ILE:HD11	3	1.21
(1,338)	1:1223:B:GLY:H	1:1225:B:ILE:HD12	3	1.21
(1,338)	1:1223:B:GLY:H	1:1225:B:ILE:HD13	3	1.21
(1,338)	1:1223:B:GLY:H	1:1225:B:ILE:HD11	14	1.21
(1,338)	1:1223:B:GLY:H	1:1225:B:ILE:HD12	14	1.21
(1,338)	1:1223:B:GLY:H	1:1225:B:ILE:HD13	14	1.21
(1,337)	1:1223:B:GLY:H	1:1225:B:ILE:HD11	3	1.21
(1,337)	1:1223:B:GLY:H	1:1225:B:ILE:HD12	3	1.21
(1,337)	1:1223:B:GLY:H	1:1225:B:ILE:HD13	3	1.21
(1,337)	1:1223:B:GLY:H	1:1225:B:ILE:HD11	14	1.21
(1,337)	1:1223:B:GLY:H	1:1225:B:ILE:HD12	14	1.21
(1,337)	1:1223:B:GLY:H	1:1225:B:ILE:HD13	14	1.21
(1,339)	1:1223:B:GLY:H	1:1225:B:ILE:HD11	10	1.14
(1,339)	1:1223:B:GLY:H	1:1225:B:ILE:HD12	10	1.14
(1,339)	1:1223:B:GLY:H	1:1225:B:ILE:HD13	10	1.14
(1,338)	1:1223:B:GLY:H	1:1225:B:ILE:HD11	10	1.14
(1,338)	1:1223:B:GLY:H	1:1225:B:ILE:HD12	10	1.14
(1,338)	1:1223:B:GLY:H	1:1225:B:ILE:HD13	10	1.14
(1,337)	1:1223:B:GLY:H	1:1225:B:ILE:HD11	10	1.14
(1,337)	1:1223:B:GLY:H	1:1225:B:ILE:HD12	10	1.14
(1,337)	1:1223:B:GLY:H	1:1225:B:ILE:HD13	10	1.14
(1,339)	1:1223:B:GLY:H	1:1225:B:ILE:HD11	2	1.11

Continued on next page...

Continued from previous page...

Key	Atom-1	Atom-2	Model ID	Violation (Å)
(1,339)	1:1223:B:GLY:H	1:1225:B:ILE:HD12	2	1.11
(1,339)	1:1223:B:GLY:H	1:1225:B:ILE:HD13	2	1.11
(1,338)	1:1223:B:GLY:H	1:1225:B:ILE:HD11	2	1.11
(1,338)	1:1223:B:GLY:H	1:1225:B:ILE:HD12	2	1.11
(1,338)	1:1223:B:GLY:H	1:1225:B:ILE:HD13	2	1.11
(1,337)	1:1223:B:GLY:H	1:1225:B:ILE:HD11	2	1.11
(1,337)	1:1223:B:GLY:H	1:1225:B:ILE:HD12	2	1.11
(1,337)	1:1223:B:GLY:H	1:1225:B:ILE:HD13	2	1.11
(1,378)	1:1230:B:VAL:H	1:1229:B:LEU:HD21	2	1.06
(1,378)	1:1230:B:VAL:H	1:1229:B:LEU:HD22	2	1.06
(1,378)	1:1230:B:VAL:H	1:1229:B:LEU:HD23	2	1.06
(1,377)	1:1230:B:VAL:H	1:1229:B:LEU:HD21	2	1.06
(1,377)	1:1230:B:VAL:H	1:1229:B:LEU:HD22	2	1.06
(1,377)	1:1230:B:VAL:H	1:1229:B:LEU:HD23	2	1.06
(1,376)	1:1230:B:VAL:H	1:1229:B:LEU:HD21	2	1.06
(1,376)	1:1230:B:VAL:H	1:1229:B:LEU:HD22	2	1.06
(1,376)	1:1230:B:VAL:H	1:1229:B:LEU:HD23	2	1.06
(1,333)	1:1221:B:ILE:HD11	1:1218:B:LEU:HD11	5	1.04
(1,333)	1:1221:B:ILE:HD11	1:1218:B:LEU:HD12	5	1.04
(1,333)	1:1221:B:ILE:HD11	1:1218:B:LEU:HD13	5	1.04
(1,333)	1:1221:B:ILE:HD12	1:1218:B:LEU:HD11	5	1.04
(1,333)	1:1221:B:ILE:HD12	1:1218:B:LEU:HD12	5	1.04
(1,333)	1:1221:B:ILE:HD12	1:1218:B:LEU:HD13	5	1.04
(1,333)	1:1221:B:ILE:HD13	1:1218:B:LEU:HD11	5	1.04
(1,333)	1:1221:B:ILE:HD13	1:1218:B:LEU:HD12	5	1.04
(1,333)	1:1221:B:ILE:HD13	1:1218:B:LEU:HD13	5	1.04
(1,332)	1:1221:B:ILE:HD11	1:1218:B:LEU:HD11	5	1.04
(1,332)	1:1221:B:ILE:HD11	1:1218:B:LEU:HD12	5	1.04
(1,332)	1:1221:B:ILE:HD11	1:1218:B:LEU:HD13	5	1.04
(1,332)	1:1221:B:ILE:HD12	1:1218:B:LEU:HD11	5	1.04
(1,332)	1:1221:B:ILE:HD12	1:1218:B:LEU:HD12	5	1.04
(1,332)	1:1221:B:ILE:HD12	1:1218:B:LEU:HD13	5	1.04
(1,332)	1:1221:B:ILE:HD13	1:1218:B:LEU:HD11	5	1.04
(1,332)	1:1221:B:ILE:HD13	1:1218:B:LEU:HD12	5	1.04
(1,332)	1:1221:B:ILE:HD13	1:1218:B:LEU:HD13	5	1.04
(1,331)	1:1221:B:ILE:HD11	1:1218:B:LEU:HD11	5	1.04
(1,331)	1:1221:B:ILE:HD11	1:1218:B:LEU:HD12	5	1.04
(1,331)	1:1221:B:ILE:HD11	1:1218:B:LEU:HD13	5	1.04
(1,331)	1:1221:B:ILE:HD12	1:1218:B:LEU:HD11	5	1.04
(1,331)	1:1221:B:ILE:HD12	1:1218:B:LEU:HD12	5	1.04
(1,331)	1:1221:B:ILE:HD12	1:1218:B:LEU:HD13	5	1.04
(1,331)	1:1221:B:ILE:HD13	1:1218:B:LEU:HD11	5	1.04

Continued on next page...

Continued from previous page...

Key	Atom-1	Atom-2	Model ID	Violation (Å)
(1,331)	1:1221:B:ILE:HD13	1:1218:B:LEU:HD12	5	1.04
(1,331)	1:1221:B:ILE:HD13	1:1218:B:LEU:HD13	5	1.04
(1,324)	1:1218:B:LEU:HD11	1:1221:B:ILE:HD11	5	1.04
(1,324)	1:1218:B:LEU:HD11	1:1221:B:ILE:HD12	5	1.04
(1,324)	1:1218:B:LEU:HD11	1:1221:B:ILE:HD13	5	1.04
(1,324)	1:1218:B:LEU:HD12	1:1221:B:ILE:HD11	5	1.04
(1,324)	1:1218:B:LEU:HD12	1:1221:B:ILE:HD12	5	1.04
(1,324)	1:1218:B:LEU:HD12	1:1221:B:ILE:HD13	5	1.04
(1,324)	1:1218:B:LEU:HD13	1:1221:B:ILE:HD11	5	1.04
(1,324)	1:1218:B:LEU:HD13	1:1221:B:ILE:HD12	5	1.04
(1,324)	1:1218:B:LEU:HD13	1:1221:B:ILE:HD13	5	1.04
(1,323)	1:1218:B:LEU:HD11	1:1221:B:ILE:HD11	5	1.04
(1,323)	1:1218:B:LEU:HD11	1:1221:B:ILE:HD12	5	1.04
(1,323)	1:1218:B:LEU:HD11	1:1221:B:ILE:HD13	5	1.04
(1,323)	1:1218:B:LEU:HD12	1:1221:B:ILE:HD11	5	1.04
(1,323)	1:1218:B:LEU:HD12	1:1221:B:ILE:HD12	5	1.04
(1,323)	1:1218:B:LEU:HD12	1:1221:B:ILE:HD13	5	1.04
(1,323)	1:1218:B:LEU:HD13	1:1221:B:ILE:HD11	5	1.04
(1,323)	1:1218:B:LEU:HD13	1:1221:B:ILE:HD12	5	1.04
(1,323)	1:1218:B:LEU:HD13	1:1221:B:ILE:HD13	5	1.04
(1,322)	1:1218:B:LEU:HD11	1:1221:B:ILE:HD11	5	1.04
(1,322)	1:1218:B:LEU:HD11	1:1221:B:ILE:HD12	5	1.04
(1,322)	1:1218:B:LEU:HD11	1:1221:B:ILE:HD13	5	1.04
(1,322)	1:1218:B:LEU:HD12	1:1221:B:ILE:HD11	5	1.04
(1,322)	1:1218:B:LEU:HD12	1:1221:B:ILE:HD12	5	1.04
(1,322)	1:1218:B:LEU:HD12	1:1221:B:ILE:HD13	5	1.04
(1,322)	1:1218:B:LEU:HD13	1:1221:B:ILE:HD11	5	1.04
(1,322)	1:1218:B:LEU:HD13	1:1221:B:ILE:HD12	5	1.04
(1,322)	1:1218:B:LEU:HD13	1:1221:B:ILE:HD13	5	1.04
(1,378)	1:1230:B:VAL:H	1:1229:B:LEU:HD21	9	1.02
(1,378)	1:1230:B:VAL:H	1:1229:B:LEU:HD22	9	1.02
(1,378)	1:1230:B:VAL:H	1:1229:B:LEU:HD23	9	1.02
(1,377)	1:1230:B:VAL:H	1:1229:B:LEU:HD21	9	1.02
(1,377)	1:1230:B:VAL:H	1:1229:B:LEU:HD22	9	1.02
(1,377)	1:1230:B:VAL:H	1:1229:B:LEU:HD23	9	1.02
(1,376)	1:1230:B:VAL:H	1:1229:B:LEU:HD21	9	1.02
(1,376)	1:1230:B:VAL:H	1:1229:B:LEU:HD22	9	1.02
(1,376)	1:1230:B:VAL:H	1:1229:B:LEU:HD23	9	1.02
(1,378)	1:1230:B:VAL:H	1:1229:B:LEU:HD21	13	0.88
(1,378)	1:1230:B:VAL:H	1:1229:B:LEU:HD22	13	0.88
(1,378)	1:1230:B:VAL:H	1:1229:B:LEU:HD23	13	0.88
(1,377)	1:1230:B:VAL:H	1:1229:B:LEU:HD21	13	0.88

Continued on next page...

Continued from previous page...

Key	Atom-1	Atom-2	Model ID	Violation (Å)
(1,377)	1:1230:B:VAL:H	1:1229:B:LEU:HD22	13	0.88
(1,377)	1:1230:B:VAL:H	1:1229:B:LEU:HD23	13	0.88
(1,376)	1:1230:B:VAL:H	1:1229:B:LEU:HD21	13	0.88
(1,376)	1:1230:B:VAL:H	1:1229:B:LEU:HD22	13	0.88
(1,376)	1:1230:B:VAL:H	1:1229:B:LEU:HD23	13	0.88
(1,339)	1:1223:B:GLY:H	1:1225:B:ILE:HD11	1	0.87
(1,339)	1:1223:B:GLY:H	1:1225:B:ILE:HD12	1	0.87
(1,339)	1:1223:B:GLY:H	1:1225:B:ILE:HD13	1	0.87
(1,338)	1:1223:B:GLY:H	1:1225:B:ILE:HD11	1	0.87
(1,338)	1:1223:B:GLY:H	1:1225:B:ILE:HD12	1	0.87
(1,338)	1:1223:B:GLY:H	1:1225:B:ILE:HD13	1	0.87
(1,337)	1:1223:B:GLY:H	1:1225:B:ILE:HD11	1	0.87
(1,337)	1:1223:B:GLY:H	1:1225:B:ILE:HD12	1	0.87
(1,337)	1:1223:B:GLY:H	1:1225:B:ILE:HD13	1	0.87
(1,333)	1:1221:B:ILE:HD11	1:1218:B:LEU:HD11	10	0.86
(1,333)	1:1221:B:ILE:HD11	1:1218:B:LEU:HD12	10	0.86
(1,333)	1:1221:B:ILE:HD11	1:1218:B:LEU:HD13	10	0.86
(1,333)	1:1221:B:ILE:HD12	1:1218:B:LEU:HD11	10	0.86
(1,333)	1:1221:B:ILE:HD12	1:1218:B:LEU:HD12	10	0.86
(1,333)	1:1221:B:ILE:HD12	1:1218:B:LEU:HD13	10	0.86
(1,333)	1:1221:B:ILE:HD13	1:1218:B:LEU:HD11	10	0.86
(1,333)	1:1221:B:ILE:HD13	1:1218:B:LEU:HD12	10	0.86
(1,333)	1:1221:B:ILE:HD13	1:1218:B:LEU:HD13	10	0.86
(1,332)	1:1221:B:ILE:HD11	1:1218:B:LEU:HD11	10	0.86
(1,332)	1:1221:B:ILE:HD11	1:1218:B:LEU:HD12	10	0.86
(1,332)	1:1221:B:ILE:HD11	1:1218:B:LEU:HD13	10	0.86
(1,332)	1:1221:B:ILE:HD12	1:1218:B:LEU:HD11	10	0.86
(1,332)	1:1221:B:ILE:HD12	1:1218:B:LEU:HD12	10	0.86
(1,332)	1:1221:B:ILE:HD12	1:1218:B:LEU:HD13	10	0.86
(1,332)	1:1221:B:ILE:HD13	1:1218:B:LEU:HD11	10	0.86
(1,332)	1:1221:B:ILE:HD13	1:1218:B:LEU:HD12	10	0.86
(1,332)	1:1221:B:ILE:HD13	1:1218:B:LEU:HD13	10	0.86
(1,331)	1:1221:B:ILE:HD11	1:1218:B:LEU:HD11	10	0.86
(1,331)	1:1221:B:ILE:HD11	1:1218:B:LEU:HD12	10	0.86
(1,331)	1:1221:B:ILE:HD11	1:1218:B:LEU:HD13	10	0.86
(1,331)	1:1221:B:ILE:HD12	1:1218:B:LEU:HD11	10	0.86
(1,331)	1:1221:B:ILE:HD12	1:1218:B:LEU:HD12	10	0.86
(1,331)	1:1221:B:ILE:HD12	1:1218:B:LEU:HD13	10	0.86
(1,331)	1:1221:B:ILE:HD13	1:1218:B:LEU:HD11	10	0.86
(1,331)	1:1221:B:ILE:HD13	1:1218:B:LEU:HD12	10	0.86
(1,331)	1:1221:B:ILE:HD13	1:1218:B:LEU:HD13	10	0.86
(1,324)	1:1218:B:LEU:HD11	1:1221:B:ILE:HD11	10	0.86

Continued on next page...

Continued from previous page...

Key	Atom-1	Atom-2	Model ID	Violation (Å)
(1,324)	1:1218:B:LEU:HD11	1:1221:B:ILE:HD12	10	0.86
(1,324)	1:1218:B:LEU:HD11	1:1221:B:ILE:HD13	10	0.86
(1,324)	1:1218:B:LEU:HD12	1:1221:B:ILE:HD11	10	0.86
(1,324)	1:1218:B:LEU:HD12	1:1221:B:ILE:HD12	10	0.86
(1,324)	1:1218:B:LEU:HD12	1:1221:B:ILE:HD13	10	0.86
(1,324)	1:1218:B:LEU:HD13	1:1221:B:ILE:HD11	10	0.86
(1,324)	1:1218:B:LEU:HD13	1:1221:B:ILE:HD12	10	0.86
(1,324)	1:1218:B:LEU:HD13	1:1221:B:ILE:HD13	10	0.86
(1,323)	1:1218:B:LEU:HD11	1:1221:B:ILE:HD11	10	0.86
(1,323)	1:1218:B:LEU:HD11	1:1221:B:ILE:HD12	10	0.86
(1,323)	1:1218:B:LEU:HD11	1:1221:B:ILE:HD13	10	0.86
(1,323)	1:1218:B:LEU:HD12	1:1221:B:ILE:HD11	10	0.86
(1,323)	1:1218:B:LEU:HD12	1:1221:B:ILE:HD12	10	0.86
(1,323)	1:1218:B:LEU:HD12	1:1221:B:ILE:HD13	10	0.86
(1,323)	1:1218:B:LEU:HD13	1:1221:B:ILE:HD11	10	0.86
(1,323)	1:1218:B:LEU:HD13	1:1221:B:ILE:HD12	10	0.86
(1,323)	1:1218:B:LEU:HD13	1:1221:B:ILE:HD13	10	0.86
(1,322)	1:1218:B:LEU:HD11	1:1221:B:ILE:HD11	10	0.86
(1,322)	1:1218:B:LEU:HD11	1:1221:B:ILE:HD12	10	0.86
(1,322)	1:1218:B:LEU:HD11	1:1221:B:ILE:HD13	10	0.86
(1,322)	1:1218:B:LEU:HD12	1:1221:B:ILE:HD11	10	0.86
(1,322)	1:1218:B:LEU:HD12	1:1221:B:ILE:HD12	10	0.86
(1,322)	1:1218:B:LEU:HD12	1:1221:B:ILE:HD13	10	0.86
(1,322)	1:1218:B:LEU:HD13	1:1221:B:ILE:HD11	10	0.86
(1,322)	1:1218:B:LEU:HD13	1:1221:B:ILE:HD12	10	0.86
(1,322)	1:1218:B:LEU:HD13	1:1221:B:ILE:HD13	10	0.86
(1,339)	1:1223:B:GLY:H	1:1225:B:ILE:HD11	12	0.85
(1,339)	1:1223:B:GLY:H	1:1225:B:ILE:HD12	12	0.85
(1,339)	1:1223:B:GLY:H	1:1225:B:ILE:HD13	12	0.85
(1,338)	1:1223:B:GLY:H	1:1225:B:ILE:HD11	12	0.85
(1,338)	1:1223:B:GLY:H	1:1225:B:ILE:HD12	12	0.85
(1,338)	1:1223:B:GLY:H	1:1225:B:ILE:HD13	12	0.85
(1,337)	1:1223:B:GLY:H	1:1225:B:ILE:HD11	12	0.85
(1,337)	1:1223:B:GLY:H	1:1225:B:ILE:HD12	12	0.85
(1,337)	1:1223:B:GLY:H	1:1225:B:ILE:HD13	12	0.85
(1,378)	1:1230:B:VAL:H	1:1229:B:LEU:HD21	3	0.84
(1,378)	1:1230:B:VAL:H	1:1229:B:LEU:HD22	3	0.84
(1,378)	1:1230:B:VAL:H	1:1229:B:LEU:HD23	3	0.84
(1,378)	1:1230:B:VAL:H	1:1229:B:LEU:HD21	8	0.84
(1,378)	1:1230:B:VAL:H	1:1229:B:LEU:HD22	8	0.84
(1,378)	1:1230:B:VAL:H	1:1229:B:LEU:HD23	8	0.84
(1,378)	1:1230:B:VAL:H	1:1229:B:LEU:HD21	11	0.84

Continued on next page...

Continued from previous page...

Key	Atom-1	Atom-2	Model ID	Violation (Å)
(1,378)	1:1230:B:VAL:H	1:1229:B:LEU:HD22	11	0.84
(1,378)	1:1230:B:VAL:H	1:1229:B:LEU:HD23	11	0.84
(1,377)	1:1230:B:VAL:H	1:1229:B:LEU:HD21	3	0.84
(1,377)	1:1230:B:VAL:H	1:1229:B:LEU:HD22	3	0.84
(1,377)	1:1230:B:VAL:H	1:1229:B:LEU:HD23	3	0.84
(1,377)	1:1230:B:VAL:H	1:1229:B:LEU:HD21	8	0.84
(1,377)	1:1230:B:VAL:H	1:1229:B:LEU:HD22	8	0.84
(1,377)	1:1230:B:VAL:H	1:1229:B:LEU:HD23	8	0.84
(1,377)	1:1230:B:VAL:H	1:1229:B:LEU:HD21	11	0.84
(1,377)	1:1230:B:VAL:H	1:1229:B:LEU:HD22	11	0.84
(1,377)	1:1230:B:VAL:H	1:1229:B:LEU:HD23	11	0.84
(1,376)	1:1230:B:VAL:H	1:1229:B:LEU:HD21	3	0.84
(1,376)	1:1230:B:VAL:H	1:1229:B:LEU:HD22	3	0.84
(1,376)	1:1230:B:VAL:H	1:1229:B:LEU:HD23	3	0.84
(1,376)	1:1230:B:VAL:H	1:1229:B:LEU:HD21	8	0.84
(1,376)	1:1230:B:VAL:H	1:1229:B:LEU:HD22	8	0.84
(1,376)	1:1230:B:VAL:H	1:1229:B:LEU:HD23	8	0.84
(1,376)	1:1230:B:VAL:H	1:1229:B:LEU:HD21	11	0.84
(1,376)	1:1230:B:VAL:H	1:1229:B:LEU:HD22	11	0.84
(1,376)	1:1230:B:VAL:H	1:1229:B:LEU:HD23	11	0.84
(1,378)	1:1230:B:VAL:H	1:1229:B:LEU:HD21	5	0.83
(1,378)	1:1230:B:VAL:H	1:1229:B:LEU:HD22	5	0.83
(1,378)	1:1230:B:VAL:H	1:1229:B:LEU:HD23	5	0.83
(1,377)	1:1230:B:VAL:H	1:1229:B:LEU:HD21	5	0.83
(1,377)	1:1230:B:VAL:H	1:1229:B:LEU:HD22	5	0.83
(1,377)	1:1230:B:VAL:H	1:1229:B:LEU:HD23	5	0.83
(1,376)	1:1230:B:VAL:H	1:1229:B:LEU:HD21	5	0.83
(1,376)	1:1230:B:VAL:H	1:1229:B:LEU:HD22	5	0.83
(1,376)	1:1230:B:VAL:H	1:1229:B:LEU:HD23	5	0.83
(1,378)	1:1230:B:VAL:H	1:1229:B:LEU:HD21	10	0.82
(1,378)	1:1230:B:VAL:H	1:1229:B:LEU:HD22	10	0.82
(1,378)	1:1230:B:VAL:H	1:1229:B:LEU:HD23	10	0.82
(1,377)	1:1230:B:VAL:H	1:1229:B:LEU:HD21	10	0.82
(1,377)	1:1230:B:VAL:H	1:1229:B:LEU:HD22	10	0.82
(1,377)	1:1230:B:VAL:H	1:1229:B:LEU:HD23	10	0.82
(1,376)	1:1230:B:VAL:H	1:1229:B:LEU:HD21	10	0.82
(1,376)	1:1230:B:VAL:H	1:1229:B:LEU:HD22	10	0.82
(1,376)	1:1230:B:VAL:H	1:1229:B:LEU:HD23	10	0.82
(1,236)	1:1222:B:ALA:H	1:1221:B:ILE:HB	9	0.81
(1,129)	1:1222:B:ALA:H	1:1221:B:ILE:HB	9	0.81
(1,22)	1:1222:B:ALA:H	1:1221:B:ILE:HB	9	0.81
(1,378)	1:1230:B:VAL:H	1:1229:B:LEU:HD21	7	0.79

Continued on next page...

Continued from previous page...

Key	Atom-1	Atom-2	Model ID	Violation (Å)
(1,378)	1:1230:B:VAL:H	1:1229:B:LEU:HD22	7	0.79
(1,378)	1:1230:B:VAL:H	1:1229:B:LEU:HD23	7	0.79
(1,378)	1:1230:B:VAL:H	1:1229:B:LEU:HD21	12	0.79
(1,378)	1:1230:B:VAL:H	1:1229:B:LEU:HD22	12	0.79
(1,378)	1:1230:B:VAL:H	1:1229:B:LEU:HD23	12	0.79
(1,377)	1:1230:B:VAL:H	1:1229:B:LEU:HD21	7	0.79
(1,377)	1:1230:B:VAL:H	1:1229:B:LEU:HD22	7	0.79
(1,377)	1:1230:B:VAL:H	1:1229:B:LEU:HD23	7	0.79
(1,377)	1:1230:B:VAL:H	1:1229:B:LEU:HD21	12	0.79
(1,377)	1:1230:B:VAL:H	1:1229:B:LEU:HD22	12	0.79
(1,377)	1:1230:B:VAL:H	1:1229:B:LEU:HD23	12	0.79
(1,376)	1:1230:B:VAL:H	1:1229:B:LEU:HD21	7	0.79
(1,376)	1:1230:B:VAL:H	1:1229:B:LEU:HD22	7	0.79
(1,376)	1:1230:B:VAL:H	1:1229:B:LEU:HD23	7	0.79
(1,376)	1:1230:B:VAL:H	1:1229:B:LEU:HD21	12	0.79
(1,376)	1:1230:B:VAL:H	1:1229:B:LEU:HD22	12	0.79
(1,376)	1:1230:B:VAL:H	1:1229:B:LEU:HD23	12	0.79
(1,366)	1:1229:B:LEU:HD11	1:1226:B:ALA:HB1	1	0.79
(1,366)	1:1229:B:LEU:HD11	1:1226:B:ALA:HB2	1	0.79
(1,366)	1:1229:B:LEU:HD11	1:1226:B:ALA:HB3	1	0.79
(1,366)	1:1229:B:LEU:HD12	1:1226:B:ALA:HB1	1	0.79
(1,366)	1:1229:B:LEU:HD12	1:1226:B:ALA:HB2	1	0.79
(1,366)	1:1229:B:LEU:HD12	1:1226:B:ALA:HB3	1	0.79
(1,366)	1:1229:B:LEU:HD13	1:1226:B:ALA:HB1	1	0.79
(1,366)	1:1229:B:LEU:HD13	1:1226:B:ALA:HB2	1	0.79
(1,366)	1:1229:B:LEU:HD13	1:1226:B:ALA:HB3	1	0.79
(1,365)	1:1229:B:LEU:HD11	1:1226:B:ALA:HB1	1	0.79
(1,365)	1:1229:B:LEU:HD11	1:1226:B:ALA:HB2	1	0.79
(1,365)	1:1229:B:LEU:HD11	1:1226:B:ALA:HB3	1	0.79
(1,365)	1:1229:B:LEU:HD12	1:1226:B:ALA:HB1	1	0.79
(1,365)	1:1229:B:LEU:HD12	1:1226:B:ALA:HB2	1	0.79
(1,365)	1:1229:B:LEU:HD12	1:1226:B:ALA:HB3	1	0.79
(1,365)	1:1229:B:LEU:HD13	1:1226:B:ALA:HB1	1	0.79
(1,365)	1:1229:B:LEU:HD13	1:1226:B:ALA:HB2	1	0.79
(1,365)	1:1229:B:LEU:HD13	1:1226:B:ALA:HB3	1	0.79
(1,364)	1:1229:B:LEU:HD11	1:1226:B:ALA:HB1	1	0.79
(1,364)	1:1229:B:LEU:HD11	1:1226:B:ALA:HB2	1	0.79
(1,364)	1:1229:B:LEU:HD11	1:1226:B:ALA:HB3	1	0.79
(1,364)	1:1229:B:LEU:HD12	1:1226:B:ALA:HB1	1	0.79
(1,364)	1:1229:B:LEU:HD12	1:1226:B:ALA:HB2	1	0.79
(1,364)	1:1229:B:LEU:HD12	1:1226:B:ALA:HB3	1	0.79
(1,364)	1:1229:B:LEU:HD13	1:1226:B:ALA:HB1	1	0.79

Continued on next page...

Continued from previous page...

Key	Atom-1	Atom-2	Model ID	Violation (Å)
(1,364)	1:1229:B:LEU:HD13	1:1226:B:ALA:HB2	1	0.79
(1,364)	1:1229:B:LEU:HD13	1:1226:B:ALA:HB3	1	0.79
(1,378)	1:1230:B:VAL:H	1:1229:B:LEU:HD21	6	0.78
(1,378)	1:1230:B:VAL:H	1:1229:B:LEU:HD22	6	0.78
(1,378)	1:1230:B:VAL:H	1:1229:B:LEU:HD23	6	0.78
(1,377)	1:1230:B:VAL:H	1:1229:B:LEU:HD21	6	0.78
(1,377)	1:1230:B:VAL:H	1:1229:B:LEU:HD22	6	0.78
(1,377)	1:1230:B:VAL:H	1:1229:B:LEU:HD23	6	0.78
(1,376)	1:1230:B:VAL:H	1:1229:B:LEU:HD21	6	0.78
(1,376)	1:1230:B:VAL:H	1:1229:B:LEU:HD22	6	0.78
(1,376)	1:1230:B:VAL:H	1:1229:B:LEU:HD23	6	0.78
(1,378)	1:1230:B:VAL:H	1:1229:B:LEU:HD21	4	0.76
(1,378)	1:1230:B:VAL:H	1:1229:B:LEU:HD22	4	0.76
(1,378)	1:1230:B:VAL:H	1:1229:B:LEU:HD23	4	0.76
(1,377)	1:1230:B:VAL:H	1:1229:B:LEU:HD21	4	0.76
(1,377)	1:1230:B:VAL:H	1:1229:B:LEU:HD22	4	0.76
(1,377)	1:1230:B:VAL:H	1:1229:B:LEU:HD23	4	0.76
(1,376)	1:1230:B:VAL:H	1:1229:B:LEU:HD21	4	0.76
(1,376)	1:1230:B:VAL:H	1:1229:B:LEU:HD22	4	0.76
(1,376)	1:1230:B:VAL:H	1:1229:B:LEU:HD23	4	0.76
(1,236)	1:1222:B:ALA:H	1:1221:B:ILE:HB	7	0.76
(1,129)	1:1222:B:ALA:H	1:1221:B:ILE:HB	7	0.76
(1,22)	1:1222:B:ALA:H	1:1221:B:ILE:HB	7	0.76
(1,378)	1:1230:B:VAL:H	1:1229:B:LEU:HD21	14	0.75
(1,378)	1:1230:B:VAL:H	1:1229:B:LEU:HD22	14	0.75
(1,378)	1:1230:B:VAL:H	1:1229:B:LEU:HD23	14	0.75
(1,377)	1:1230:B:VAL:H	1:1229:B:LEU:HD21	14	0.75
(1,377)	1:1230:B:VAL:H	1:1229:B:LEU:HD22	14	0.75
(1,377)	1:1230:B:VAL:H	1:1229:B:LEU:HD23	14	0.75
(1,376)	1:1230:B:VAL:H	1:1229:B:LEU:HD21	14	0.75
(1,376)	1:1230:B:VAL:H	1:1229:B:LEU:HD22	14	0.75
(1,376)	1:1230:B:VAL:H	1:1229:B:LEU:HD23	14	0.75
(1,366)	1:1229:B:LEU:HD11	1:1226:B:ALA:HB1	2	0.73
(1,366)	1:1229:B:LEU:HD11	1:1226:B:ALA:HB2	2	0.73
(1,366)	1:1229:B:LEU:HD11	1:1226:B:ALA:HB3	2	0.73
(1,366)	1:1229:B:LEU:HD12	1:1226:B:ALA:HB1	2	0.73
(1,366)	1:1229:B:LEU:HD12	1:1226:B:ALA:HB2	2	0.73
(1,366)	1:1229:B:LEU:HD12	1:1226:B:ALA:HB3	2	0.73
(1,366)	1:1229:B:LEU:HD13	1:1226:B:ALA:HB1	2	0.73
(1,366)	1:1229:B:LEU:HD13	1:1226:B:ALA:HB2	2	0.73
(1,366)	1:1229:B:LEU:HD13	1:1226:B:ALA:HB3	2	0.73
(1,365)	1:1229:B:LEU:HD11	1:1226:B:ALA:HB1	2	0.73

Continued on next page...

Continued from previous page...

Key	Atom-1	Atom-2	Model ID	Violation (Å)
(1,365)	1:1229:B:LEU:HD11	1:1226:B:ALA:HB2	2	0.73
(1,365)	1:1229:B:LEU:HD11	1:1226:B:ALA:HB3	2	0.73
(1,365)	1:1229:B:LEU:HD12	1:1226:B:ALA:HB1	2	0.73
(1,365)	1:1229:B:LEU:HD12	1:1226:B:ALA:HB2	2	0.73
(1,365)	1:1229:B:LEU:HD12	1:1226:B:ALA:HB3	2	0.73
(1,365)	1:1229:B:LEU:HD13	1:1226:B:ALA:HB1	2	0.73
(1,365)	1:1229:B:LEU:HD13	1:1226:B:ALA:HB2	2	0.73
(1,365)	1:1229:B:LEU:HD13	1:1226:B:ALA:HB3	2	0.73
(1,364)	1:1229:B:LEU:HD11	1:1226:B:ALA:HB1	2	0.73
(1,364)	1:1229:B:LEU:HD11	1:1226:B:ALA:HB2	2	0.73
(1,364)	1:1229:B:LEU:HD11	1:1226:B:ALA:HB3	2	0.73
(1,364)	1:1229:B:LEU:HD12	1:1226:B:ALA:HB1	2	0.73
(1,364)	1:1229:B:LEU:HD12	1:1226:B:ALA:HB2	2	0.73
(1,364)	1:1229:B:LEU:HD12	1:1226:B:ALA:HB3	2	0.73
(1,364)	1:1229:B:LEU:HD13	1:1226:B:ALA:HB1	2	0.73
(1,364)	1:1229:B:LEU:HD13	1:1226:B:ALA:HB2	2	0.73
(1,364)	1:1229:B:LEU:HD13	1:1226:B:ALA:HB3	2	0.73
(1,351)	1:1225:B:ILE:HD11	1:1222:B:ALA:HB1	11	0.72
(1,351)	1:1225:B:ILE:HD11	1:1222:B:ALA:HB2	11	0.72
(1,351)	1:1225:B:ILE:HD11	1:1222:B:ALA:HB3	11	0.72
(1,351)	1:1225:B:ILE:HD12	1:1222:B:ALA:HB1	11	0.72
(1,351)	1:1225:B:ILE:HD12	1:1222:B:ALA:HB2	11	0.72
(1,351)	1:1225:B:ILE:HD12	1:1222:B:ALA:HB3	11	0.72
(1,351)	1:1225:B:ILE:HD13	1:1222:B:ALA:HB1	11	0.72
(1,351)	1:1225:B:ILE:HD13	1:1222:B:ALA:HB2	11	0.72
(1,351)	1:1225:B:ILE:HD13	1:1222:B:ALA:HB3	11	0.72
(1,350)	1:1225:B:ILE:HD11	1:1222:B:ALA:HB1	11	0.72
(1,350)	1:1225:B:ILE:HD11	1:1222:B:ALA:HB2	11	0.72
(1,350)	1:1225:B:ILE:HD11	1:1222:B:ALA:HB3	11	0.72
(1,350)	1:1225:B:ILE:HD12	1:1222:B:ALA:HB1	11	0.72
(1,350)	1:1225:B:ILE:HD12	1:1222:B:ALA:HB2	11	0.72
(1,350)	1:1225:B:ILE:HD12	1:1222:B:ALA:HB3	11	0.72
(1,350)	1:1225:B:ILE:HD13	1:1222:B:ALA:HB1	11	0.72
(1,350)	1:1225:B:ILE:HD13	1:1222:B:ALA:HB2	11	0.72
(1,350)	1:1225:B:ILE:HD13	1:1222:B:ALA:HB3	11	0.72
(1,349)	1:1225:B:ILE:HD11	1:1222:B:ALA:HB1	11	0.72
(1,349)	1:1225:B:ILE:HD11	1:1222:B:ALA:HB2	11	0.72
(1,349)	1:1225:B:ILE:HD11	1:1222:B:ALA:HB3	11	0.72
(1,349)	1:1225:B:ILE:HD12	1:1222:B:ALA:HB1	11	0.72
(1,349)	1:1225:B:ILE:HD12	1:1222:B:ALA:HB2	11	0.72
(1,349)	1:1225:B:ILE:HD12	1:1222:B:ALA:HB3	11	0.72
(1,349)	1:1225:B:ILE:HD13	1:1222:B:ALA:HB1	11	0.72

Continued on next page...

Continued from previous page...

Key	Atom-1	Atom-2	Model ID	Violation (Å)
(1,349)	1:1225:B:ILE:HD13	1:1222:B:ALA:HB2	11	0.72
(1,349)	1:1225:B:ILE:HD13	1:1222:B:ALA:HB3	11	0.72
(1,366)	1:1229:B:LEU:HD11	1:1226:B:ALA:HB1	14	0.7
(1,366)	1:1229:B:LEU:HD11	1:1226:B:ALA:HB2	14	0.7
(1,366)	1:1229:B:LEU:HD11	1:1226:B:ALA:HB3	14	0.7
(1,366)	1:1229:B:LEU:HD12	1:1226:B:ALA:HB1	14	0.7
(1,366)	1:1229:B:LEU:HD12	1:1226:B:ALA:HB2	14	0.7
(1,366)	1:1229:B:LEU:HD12	1:1226:B:ALA:HB3	14	0.7
(1,366)	1:1229:B:LEU:HD13	1:1226:B:ALA:HB1	14	0.7
(1,366)	1:1229:B:LEU:HD13	1:1226:B:ALA:HB2	14	0.7
(1,366)	1:1229:B:LEU:HD13	1:1226:B:ALA:HB3	14	0.7
(1,365)	1:1229:B:LEU:HD11	1:1226:B:ALA:HB1	14	0.7
(1,365)	1:1229:B:LEU:HD11	1:1226:B:ALA:HB2	14	0.7
(1,365)	1:1229:B:LEU:HD11	1:1226:B:ALA:HB3	14	0.7
(1,365)	1:1229:B:LEU:HD12	1:1226:B:ALA:HB1	14	0.7
(1,365)	1:1229:B:LEU:HD12	1:1226:B:ALA:HB2	14	0.7
(1,365)	1:1229:B:LEU:HD12	1:1226:B:ALA:HB3	14	0.7
(1,365)	1:1229:B:LEU:HD13	1:1226:B:ALA:HB1	14	0.7
(1,365)	1:1229:B:LEU:HD13	1:1226:B:ALA:HB2	14	0.7
(1,365)	1:1229:B:LEU:HD13	1:1226:B:ALA:HB3	14	0.7
(1,364)	1:1229:B:LEU:HD11	1:1226:B:ALA:HB1	14	0.7
(1,364)	1:1229:B:LEU:HD11	1:1226:B:ALA:HB2	14	0.7
(1,364)	1:1229:B:LEU:HD11	1:1226:B:ALA:HB3	14	0.7
(1,364)	1:1229:B:LEU:HD12	1:1226:B:ALA:HB1	14	0.7
(1,364)	1:1229:B:LEU:HD12	1:1226:B:ALA:HB2	14	0.7
(1,364)	1:1229:B:LEU:HD12	1:1226:B:ALA:HB3	14	0.7
(1,364)	1:1229:B:LEU:HD13	1:1226:B:ALA:HB1	14	0.7
(1,364)	1:1229:B:LEU:HD13	1:1226:B:ALA:HB2	14	0.7
(1,364)	1:1229:B:LEU:HD13	1:1226:B:ALA:HB3	14	0.7
(1,366)	1:1229:B:LEU:HD11	1:1226:B:ALA:HB1	12	0.68
(1,366)	1:1229:B:LEU:HD11	1:1226:B:ALA:HB2	12	0.68
(1,366)	1:1229:B:LEU:HD11	1:1226:B:ALA:HB3	12	0.68
(1,366)	1:1229:B:LEU:HD12	1:1226:B:ALA:HB1	12	0.68
(1,366)	1:1229:B:LEU:HD12	1:1226:B:ALA:HB2	12	0.68
(1,366)	1:1229:B:LEU:HD12	1:1226:B:ALA:HB3	12	0.68
(1,366)	1:1229:B:LEU:HD13	1:1226:B:ALA:HB1	12	0.68
(1,366)	1:1229:B:LEU:HD13	1:1226:B:ALA:HB2	12	0.68
(1,366)	1:1229:B:LEU:HD13	1:1226:B:ALA:HB3	12	0.68
(1,365)	1:1229:B:LEU:HD11	1:1226:B:ALA:HB1	12	0.68
(1,365)	1:1229:B:LEU:HD11	1:1226:B:ALA:HB2	12	0.68
(1,365)	1:1229:B:LEU:HD11	1:1226:B:ALA:HB3	12	0.68
(1,365)	1:1229:B:LEU:HD12	1:1226:B:ALA:HB1	12	0.68

Continued on next page...

Continued from previous page...

Key	Atom-1	Atom-2	Model ID	Violation (Å)
(1,365)	1:1229:B:LEU:HD12	1:1226:B:ALA:HB2	12	0.68
(1,365)	1:1229:B:LEU:HD12	1:1226:B:ALA:HB3	12	0.68
(1,365)	1:1229:B:LEU:HD13	1:1226:B:ALA:HB1	12	0.68
(1,365)	1:1229:B:LEU:HD13	1:1226:B:ALA:HB2	12	0.68
(1,365)	1:1229:B:LEU:HD13	1:1226:B:ALA:HB3	12	0.68
(1,364)	1:1229:B:LEU:HD11	1:1226:B:ALA:HB1	12	0.68
(1,364)	1:1229:B:LEU:HD11	1:1226:B:ALA:HB2	12	0.68
(1,364)	1:1229:B:LEU:HD11	1:1226:B:ALA:HB3	12	0.68
(1,364)	1:1229:B:LEU:HD12	1:1226:B:ALA:HB1	12	0.68
(1,364)	1:1229:B:LEU:HD12	1:1226:B:ALA:HB2	12	0.68
(1,364)	1:1229:B:LEU:HD12	1:1226:B:ALA:HB3	12	0.68
(1,364)	1:1229:B:LEU:HD13	1:1226:B:ALA:HB1	12	0.68
(1,364)	1:1229:B:LEU:HD13	1:1226:B:ALA:HB2	12	0.68
(1,364)	1:1229:B:LEU:HD13	1:1226:B:ALA:HB3	12	0.68
(1,351)	1:1225:B:ILE:HD11	1:1222:B:ALA:HB1	9	0.68
(1,351)	1:1225:B:ILE:HD11	1:1222:B:ALA:HB2	9	0.68
(1,351)	1:1225:B:ILE:HD11	1:1222:B:ALA:HB3	9	0.68
(1,351)	1:1225:B:ILE:HD12	1:1222:B:ALA:HB1	9	0.68
(1,351)	1:1225:B:ILE:HD12	1:1222:B:ALA:HB2	9	0.68
(1,351)	1:1225:B:ILE:HD12	1:1222:B:ALA:HB3	9	0.68
(1,351)	1:1225:B:ILE:HD13	1:1222:B:ALA:HB1	9	0.68
(1,351)	1:1225:B:ILE:HD13	1:1222:B:ALA:HB2	9	0.68
(1,351)	1:1225:B:ILE:HD13	1:1222:B:ALA:HB3	9	0.68
(1,350)	1:1225:B:ILE:HD11	1:1222:B:ALA:HB1	9	0.68
(1,350)	1:1225:B:ILE:HD11	1:1222:B:ALA:HB2	9	0.68
(1,350)	1:1225:B:ILE:HD11	1:1222:B:ALA:HB3	9	0.68
(1,350)	1:1225:B:ILE:HD12	1:1222:B:ALA:HB1	9	0.68
(1,350)	1:1225:B:ILE:HD12	1:1222:B:ALA:HB2	9	0.68
(1,350)	1:1225:B:ILE:HD12	1:1222:B:ALA:HB3	9	0.68
(1,350)	1:1225:B:ILE:HD13	1:1222:B:ALA:HB1	9	0.68
(1,350)	1:1225:B:ILE:HD13	1:1222:B:ALA:HB2	9	0.68
(1,350)	1:1225:B:ILE:HD13	1:1222:B:ALA:HB3	9	0.68
(1,349)	1:1225:B:ILE:HD11	1:1222:B:ALA:HB1	9	0.68
(1,349)	1:1225:B:ILE:HD11	1:1222:B:ALA:HB2	9	0.68
(1,349)	1:1225:B:ILE:HD11	1:1222:B:ALA:HB3	9	0.68
(1,349)	1:1225:B:ILE:HD12	1:1222:B:ALA:HB1	9	0.68
(1,349)	1:1225:B:ILE:HD12	1:1222:B:ALA:HB2	9	0.68
(1,349)	1:1225:B:ILE:HD12	1:1222:B:ALA:HB3	9	0.68
(1,349)	1:1225:B:ILE:HD13	1:1222:B:ALA:HB1	9	0.68
(1,349)	1:1225:B:ILE:HD13	1:1222:B:ALA:HB2	9	0.68
(1,349)	1:1225:B:ILE:HD13	1:1222:B:ALA:HB3	9	0.68
(1,378)	1:1230:B:VAL:H	1:1229:B:LEU:HD21	1	0.67

Continued on next page...

Continued from previous page...

Key	Atom-1	Atom-2	Model ID	Violation (Å)
(1,378)	1:1230:B:VAL:H	1:1229:B:LEU:HD22	1	0.67
(1,378)	1:1230:B:VAL:H	1:1229:B:LEU:HD23	1	0.67
(1,377)	1:1230:B:VAL:H	1:1229:B:LEU:HD21	1	0.67
(1,377)	1:1230:B:VAL:H	1:1229:B:LEU:HD22	1	0.67
(1,377)	1:1230:B:VAL:H	1:1229:B:LEU:HD23	1	0.67
(1,376)	1:1230:B:VAL:H	1:1229:B:LEU:HD21	1	0.67
(1,376)	1:1230:B:VAL:H	1:1229:B:LEU:HD22	1	0.67
(1,376)	1:1230:B:VAL:H	1:1229:B:LEU:HD23	1	0.67
(1,231)	1:1221:B:ILE:HG21	1:1222:B:ALA:H	9	0.67
(1,231)	1:1221:B:ILE:HG22	1:1222:B:ALA:H	9	0.67
(1,231)	1:1221:B:ILE:HG23	1:1222:B:ALA:H	9	0.67
(1,124)	1:1221:B:ILE:HG21	1:1222:B:ALA:H	9	0.67
(1,124)	1:1221:B:ILE:HG22	1:1222:B:ALA:H	9	0.67
(1,124)	1:1221:B:ILE:HG23	1:1222:B:ALA:H	9	0.67
(1,17)	1:1221:B:ILE:HG21	1:1222:B:ALA:H	9	0.67
(1,17)	1:1221:B:ILE:HG22	1:1222:B:ALA:H	9	0.67
(1,17)	1:1221:B:ILE:HG23	1:1222:B:ALA:H	9	0.67
(1,366)	1:1229:B:LEU:HD11	1:1226:B:ALA:HB1	5	0.65
(1,366)	1:1229:B:LEU:HD11	1:1226:B:ALA:HB2	5	0.65
(1,366)	1:1229:B:LEU:HD11	1:1226:B:ALA:HB3	5	0.65
(1,366)	1:1229:B:LEU:HD12	1:1226:B:ALA:HB1	5	0.65
(1,366)	1:1229:B:LEU:HD12	1:1226:B:ALA:HB2	5	0.65
(1,366)	1:1229:B:LEU:HD12	1:1226:B:ALA:HB3	5	0.65
(1,366)	1:1229:B:LEU:HD13	1:1226:B:ALA:HB1	5	0.65
(1,366)	1:1229:B:LEU:HD13	1:1226:B:ALA:HB2	5	0.65
(1,366)	1:1229:B:LEU:HD13	1:1226:B:ALA:HB3	5	0.65
(1,365)	1:1229:B:LEU:HD11	1:1226:B:ALA:HB1	5	0.65
(1,365)	1:1229:B:LEU:HD11	1:1226:B:ALA:HB2	5	0.65
(1,365)	1:1229:B:LEU:HD11	1:1226:B:ALA:HB3	5	0.65
(1,365)	1:1229:B:LEU:HD12	1:1226:B:ALA:HB1	5	0.65
(1,365)	1:1229:B:LEU:HD12	1:1226:B:ALA:HB2	5	0.65
(1,365)	1:1229:B:LEU:HD12	1:1226:B:ALA:HB3	5	0.65
(1,365)	1:1229:B:LEU:HD13	1:1226:B:ALA:HB1	5	0.65
(1,365)	1:1229:B:LEU:HD13	1:1226:B:ALA:HB2	5	0.65
(1,365)	1:1229:B:LEU:HD13	1:1226:B:ALA:HB3	5	0.65
(1,364)	1:1229:B:LEU:HD11	1:1226:B:ALA:HB1	5	0.65
(1,364)	1:1229:B:LEU:HD11	1:1226:B:ALA:HB2	5	0.65
(1,364)	1:1229:B:LEU:HD11	1:1226:B:ALA:HB3	5	0.65
(1,364)	1:1229:B:LEU:HD12	1:1226:B:ALA:HB1	5	0.65
(1,364)	1:1229:B:LEU:HD12	1:1226:B:ALA:HB2	5	0.65
(1,364)	1:1229:B:LEU:HD12	1:1226:B:ALA:HB3	5	0.65
(1,364)	1:1229:B:LEU:HD13	1:1226:B:ALA:HB1	5	0.65

Continued on next page...

Continued from previous page...

Key	Atom-1	Atom-2	Model ID	Violation (Å)
(1,364)	1:1229:B:LEU:HD13	1:1226:B:ALA:HB2	5	0.65
(1,364)	1:1229:B:LEU:HD13	1:1226:B:ALA:HB3	5	0.65
(1,372)	1:1229:B:LEU:HD11	1:1227:B:ILE:H	1	0.64
(1,372)	1:1229:B:LEU:HD12	1:1227:B:ILE:H	1	0.64
(1,372)	1:1229:B:LEU:HD13	1:1227:B:ILE:H	1	0.64
(1,371)	1:1229:B:LEU:HD11	1:1227:B:ILE:H	1	0.64
(1,371)	1:1229:B:LEU:HD12	1:1227:B:ILE:H	1	0.64
(1,371)	1:1229:B:LEU:HD13	1:1227:B:ILE:H	1	0.64
(1,370)	1:1229:B:LEU:HD11	1:1227:B:ILE:H	1	0.64
(1,370)	1:1229:B:LEU:HD12	1:1227:B:ILE:H	1	0.64
(1,370)	1:1229:B:LEU:HD13	1:1227:B:ILE:H	1	0.64
(1,351)	1:1225:B:ILE:HD11	1:1222:B:ALA:HB1	6	0.61
(1,351)	1:1225:B:ILE:HD11	1:1222:B:ALA:HB2	6	0.61
(1,351)	1:1225:B:ILE:HD11	1:1222:B:ALA:HB3	6	0.61
(1,351)	1:1225:B:ILE:HD12	1:1222:B:ALA:HB1	6	0.61
(1,351)	1:1225:B:ILE:HD12	1:1222:B:ALA:HB2	6	0.61
(1,351)	1:1225:B:ILE:HD12	1:1222:B:ALA:HB3	6	0.61
(1,351)	1:1225:B:ILE:HD13	1:1222:B:ALA:HB1	6	0.61
(1,351)	1:1225:B:ILE:HD13	1:1222:B:ALA:HB2	6	0.61
(1,351)	1:1225:B:ILE:HD13	1:1222:B:ALA:HB3	6	0.61
(1,350)	1:1225:B:ILE:HD11	1:1222:B:ALA:HB1	6	0.61
(1,350)	1:1225:B:ILE:HD11	1:1222:B:ALA:HB2	6	0.61
(1,350)	1:1225:B:ILE:HD11	1:1222:B:ALA:HB3	6	0.61
(1,350)	1:1225:B:ILE:HD12	1:1222:B:ALA:HB1	6	0.61
(1,350)	1:1225:B:ILE:HD12	1:1222:B:ALA:HB2	6	0.61
(1,350)	1:1225:B:ILE:HD12	1:1222:B:ALA:HB3	6	0.61
(1,350)	1:1225:B:ILE:HD13	1:1222:B:ALA:HB1	6	0.61
(1,350)	1:1225:B:ILE:HD13	1:1222:B:ALA:HB2	6	0.61
(1,350)	1:1225:B:ILE:HD13	1:1222:B:ALA:HB3	6	0.61
(1,349)	1:1225:B:ILE:HD11	1:1222:B:ALA:HB1	6	0.61
(1,349)	1:1225:B:ILE:HD11	1:1222:B:ALA:HB2	6	0.61
(1,349)	1:1225:B:ILE:HD11	1:1222:B:ALA:HB3	6	0.61
(1,349)	1:1225:B:ILE:HD12	1:1222:B:ALA:HB1	6	0.61
(1,349)	1:1225:B:ILE:HD12	1:1222:B:ALA:HB2	6	0.61
(1,349)	1:1225:B:ILE:HD12	1:1222:B:ALA:HB3	6	0.61
(1,349)	1:1225:B:ILE:HD13	1:1222:B:ALA:HB1	6	0.61
(1,349)	1:1225:B:ILE:HD13	1:1222:B:ALA:HB2	6	0.61
(1,349)	1:1225:B:ILE:HD13	1:1222:B:ALA:HB3	6	0.61
(1,366)	1:1229:B:LEU:HD11	1:1226:B:ALA:HB1	8	0.6
(1,366)	1:1229:B:LEU:HD11	1:1226:B:ALA:HB2	8	0.6
(1,366)	1:1229:B:LEU:HD11	1:1226:B:ALA:HB3	8	0.6
(1,366)	1:1229:B:LEU:HD12	1:1226:B:ALA:HB1	8	0.6

Continued on next page...

Continued from previous page...

Key	Atom-1	Atom-2	Model ID	Violation (Å)
(1,366)	1:1229:B:LEU:HD12	1:1226:B:ALA:HB2	8	0.6
(1,366)	1:1229:B:LEU:HD12	1:1226:B:ALA:HB3	8	0.6
(1,366)	1:1229:B:LEU:HD13	1:1226:B:ALA:HB1	8	0.6
(1,366)	1:1229:B:LEU:HD13	1:1226:B:ALA:HB2	8	0.6
(1,366)	1:1229:B:LEU:HD13	1:1226:B:ALA:HB3	8	0.6
(1,366)	1:1229:B:LEU:HD11	1:1226:B:ALA:HB1	13	0.6
(1,366)	1:1229:B:LEU:HD11	1:1226:B:ALA:HB2	13	0.6
(1,366)	1:1229:B:LEU:HD11	1:1226:B:ALA:HB3	13	0.6
(1,366)	1:1229:B:LEU:HD12	1:1226:B:ALA:HB1	13	0.6
(1,366)	1:1229:B:LEU:HD12	1:1226:B:ALA:HB2	13	0.6
(1,366)	1:1229:B:LEU:HD12	1:1226:B:ALA:HB3	13	0.6
(1,366)	1:1229:B:LEU:HD13	1:1226:B:ALA:HB1	13	0.6
(1,366)	1:1229:B:LEU:HD13	1:1226:B:ALA:HB2	13	0.6
(1,366)	1:1229:B:LEU:HD13	1:1226:B:ALA:HB3	13	0.6
(1,365)	1:1229:B:LEU:HD11	1:1226:B:ALA:HB1	8	0.6
(1,365)	1:1229:B:LEU:HD11	1:1226:B:ALA:HB2	8	0.6
(1,365)	1:1229:B:LEU:HD11	1:1226:B:ALA:HB3	8	0.6
(1,365)	1:1229:B:LEU:HD12	1:1226:B:ALA:HB1	8	0.6
(1,365)	1:1229:B:LEU:HD12	1:1226:B:ALA:HB2	8	0.6
(1,365)	1:1229:B:LEU:HD12	1:1226:B:ALA:HB3	8	0.6
(1,365)	1:1229:B:LEU:HD13	1:1226:B:ALA:HB1	8	0.6
(1,365)	1:1229:B:LEU:HD13	1:1226:B:ALA:HB2	8	0.6
(1,365)	1:1229:B:LEU:HD13	1:1226:B:ALA:HB3	8	0.6
(1,365)	1:1229:B:LEU:HD11	1:1226:B:ALA:HB1	13	0.6
(1,365)	1:1229:B:LEU:HD11	1:1226:B:ALA:HB2	13	0.6
(1,365)	1:1229:B:LEU:HD11	1:1226:B:ALA:HB3	13	0.6
(1,365)	1:1229:B:LEU:HD12	1:1226:B:ALA:HB1	13	0.6
(1,365)	1:1229:B:LEU:HD12	1:1226:B:ALA:HB2	13	0.6
(1,365)	1:1229:B:LEU:HD12	1:1226:B:ALA:HB3	13	0.6
(1,365)	1:1229:B:LEU:HD13	1:1226:B:ALA:HB1	13	0.6
(1,365)	1:1229:B:LEU:HD13	1:1226:B:ALA:HB2	13	0.6
(1,365)	1:1229:B:LEU:HD13	1:1226:B:ALA:HB3	13	0.6
(1,364)	1:1229:B:LEU:HD11	1:1226:B:ALA:HB1	8	0.6
(1,364)	1:1229:B:LEU:HD11	1:1226:B:ALA:HB2	8	0.6
(1,364)	1:1229:B:LEU:HD11	1:1226:B:ALA:HB3	8	0.6
(1,364)	1:1229:B:LEU:HD12	1:1226:B:ALA:HB1	8	0.6
(1,364)	1:1229:B:LEU:HD12	1:1226:B:ALA:HB2	8	0.6
(1,364)	1:1229:B:LEU:HD12	1:1226:B:ALA:HB3	8	0.6
(1,364)	1:1229:B:LEU:HD13	1:1226:B:ALA:HB1	8	0.6
(1,364)	1:1229:B:LEU:HD13	1:1226:B:ALA:HB2	8	0.6
(1,364)	1:1229:B:LEU:HD13	1:1226:B:ALA:HB3	8	0.6
(1,364)	1:1229:B:LEU:HD11	1:1226:B:ALA:HB1	13	0.6

Continued on next page...

Continued from previous page...

Key	Atom-1	Atom-2	Model ID	Violation (Å)
(1,364)	1:1229:B:LEU:HD11	1:1226:B:ALA:HB2	13	0.6
(1,364)	1:1229:B:LEU:HD11	1:1226:B:ALA:HB3	13	0.6
(1,364)	1:1229:B:LEU:HD12	1:1226:B:ALA:HB1	13	0.6
(1,364)	1:1229:B:LEU:HD12	1:1226:B:ALA:HB2	13	0.6
(1,364)	1:1229:B:LEU:HD12	1:1226:B:ALA:HB3	13	0.6
(1,364)	1:1229:B:LEU:HD13	1:1226:B:ALA:HB1	13	0.6
(1,364)	1:1229:B:LEU:HD13	1:1226:B:ALA:HB2	13	0.6
(1,364)	1:1229:B:LEU:HD13	1:1226:B:ALA:HB3	13	0.6
(1,231)	1:1221:B:ILE:HG21	1:1222:B:ALA:H	7	0.6
(1,231)	1:1221:B:ILE:HG22	1:1222:B:ALA:H	7	0.6
(1,231)	1:1221:B:ILE:HG23	1:1222:B:ALA:H	7	0.6
(1,124)	1:1221:B:ILE:HG21	1:1222:B:ALA:H	7	0.6
(1,124)	1:1221:B:ILE:HG22	1:1222:B:ALA:H	7	0.6
(1,124)	1:1221:B:ILE:HG23	1:1222:B:ALA:H	7	0.6
(1,17)	1:1221:B:ILE:HG21	1:1222:B:ALA:H	7	0.6
(1,17)	1:1221:B:ILE:HG22	1:1222:B:ALA:H	7	0.6
(1,17)	1:1221:B:ILE:HG23	1:1222:B:ALA:H	7	0.6
(1,236)	1:1222:B:ALA:H	1:1221:B:ILE:HB	10	0.59
(1,129)	1:1222:B:ALA:H	1:1221:B:ILE:HB	10	0.59
(1,22)	1:1222:B:ALA:H	1:1221:B:ILE:HB	10	0.59
(1,366)	1:1229:B:LEU:HD11	1:1226:B:ALA:HB1	11	0.58
(1,366)	1:1229:B:LEU:HD11	1:1226:B:ALA:HB2	11	0.58
(1,366)	1:1229:B:LEU:HD11	1:1226:B:ALA:HB3	11	0.58
(1,366)	1:1229:B:LEU:HD12	1:1226:B:ALA:HB1	11	0.58
(1,366)	1:1229:B:LEU:HD12	1:1226:B:ALA:HB2	11	0.58
(1,366)	1:1229:B:LEU:HD12	1:1226:B:ALA:HB3	11	0.58
(1,366)	1:1229:B:LEU:HD13	1:1226:B:ALA:HB1	11	0.58
(1,366)	1:1229:B:LEU:HD13	1:1226:B:ALA:HB2	11	0.58
(1,366)	1:1229:B:LEU:HD13	1:1226:B:ALA:HB3	11	0.58
(1,365)	1:1229:B:LEU:HD11	1:1226:B:ALA:HB1	11	0.58
(1,365)	1:1229:B:LEU:HD11	1:1226:B:ALA:HB2	11	0.58
(1,365)	1:1229:B:LEU:HD11	1:1226:B:ALA:HB3	11	0.58
(1,365)	1:1229:B:LEU:HD12	1:1226:B:ALA:HB1	11	0.58
(1,365)	1:1229:B:LEU:HD12	1:1226:B:ALA:HB2	11	0.58
(1,365)	1:1229:B:LEU:HD12	1:1226:B:ALA:HB3	11	0.58
(1,365)	1:1229:B:LEU:HD13	1:1226:B:ALA:HB1	11	0.58
(1,365)	1:1229:B:LEU:HD13	1:1226:B:ALA:HB2	11	0.58
(1,365)	1:1229:B:LEU:HD13	1:1226:B:ALA:HB3	11	0.58
(1,364)	1:1229:B:LEU:HD11	1:1226:B:ALA:HB1	11	0.58
(1,364)	1:1229:B:LEU:HD11	1:1226:B:ALA:HB2	11	0.58
(1,364)	1:1229:B:LEU:HD11	1:1226:B:ALA:HB3	11	0.58
(1,364)	1:1229:B:LEU:HD12	1:1226:B:ALA:HB1	11	0.58

Continued on next page...

Continued from previous page...

Key	Atom-1	Atom-2	Model ID	Violation (Å)
(1,364)	1:1229:B:LEU:HD12	1:1226:B:ALA:HB2	11	0.58
(1,364)	1:1229:B:LEU:HD12	1:1226:B:ALA:HB3	11	0.58
(1,364)	1:1229:B:LEU:HD13	1:1226:B:ALA:HB1	11	0.58
(1,364)	1:1229:B:LEU:HD13	1:1226:B:ALA:HB2	11	0.58
(1,364)	1:1229:B:LEU:HD13	1:1226:B:ALA:HB3	11	0.58
(1,351)	1:1225:B:ILE:HD11	1:1222:B:ALA:HB1	7	0.58
(1,351)	1:1225:B:ILE:HD11	1:1222:B:ALA:HB2	7	0.58
(1,351)	1:1225:B:ILE:HD11	1:1222:B:ALA:HB3	7	0.58
(1,351)	1:1225:B:ILE:HD12	1:1222:B:ALA:HB1	7	0.58
(1,351)	1:1225:B:ILE:HD12	1:1222:B:ALA:HB2	7	0.58
(1,351)	1:1225:B:ILE:HD12	1:1222:B:ALA:HB3	7	0.58
(1,351)	1:1225:B:ILE:HD13	1:1222:B:ALA:HB1	7	0.58
(1,351)	1:1225:B:ILE:HD13	1:1222:B:ALA:HB2	7	0.58
(1,351)	1:1225:B:ILE:HD13	1:1222:B:ALA:HB3	7	0.58
(1,350)	1:1225:B:ILE:HD11	1:1222:B:ALA:HB1	7	0.58
(1,350)	1:1225:B:ILE:HD11	1:1222:B:ALA:HB2	7	0.58
(1,350)	1:1225:B:ILE:HD11	1:1222:B:ALA:HB3	7	0.58
(1,350)	1:1225:B:ILE:HD12	1:1222:B:ALA:HB1	7	0.58
(1,350)	1:1225:B:ILE:HD12	1:1222:B:ALA:HB2	7	0.58
(1,350)	1:1225:B:ILE:HD12	1:1222:B:ALA:HB3	7	0.58
(1,350)	1:1225:B:ILE:HD13	1:1222:B:ALA:HB1	7	0.58
(1,350)	1:1225:B:ILE:HD13	1:1222:B:ALA:HB2	7	0.58
(1,350)	1:1225:B:ILE:HD13	1:1222:B:ALA:HB3	7	0.58
(1,349)	1:1225:B:ILE:HD11	1:1222:B:ALA:HB1	7	0.58
(1,349)	1:1225:B:ILE:HD11	1:1222:B:ALA:HB2	7	0.58
(1,349)	1:1225:B:ILE:HD11	1:1222:B:ALA:HB3	7	0.58
(1,349)	1:1225:B:ILE:HD12	1:1222:B:ALA:HB1	7	0.58
(1,349)	1:1225:B:ILE:HD12	1:1222:B:ALA:HB2	7	0.58
(1,349)	1:1225:B:ILE:HD12	1:1222:B:ALA:HB3	7	0.58
(1,349)	1:1225:B:ILE:HD13	1:1222:B:ALA:HB1	7	0.58
(1,349)	1:1225:B:ILE:HD13	1:1222:B:ALA:HB2	7	0.58
(1,349)	1:1225:B:ILE:HD13	1:1222:B:ALA:HB3	7	0.58
(1,366)	1:1229:B:LEU:HD11	1:1226:B:ALA:HB1	9	0.57
(1,366)	1:1229:B:LEU:HD11	1:1226:B:ALA:HB2	9	0.57
(1,366)	1:1229:B:LEU:HD11	1:1226:B:ALA:HB3	9	0.57
(1,366)	1:1229:B:LEU:HD12	1:1226:B:ALA:HB1	9	0.57
(1,366)	1:1229:B:LEU:HD12	1:1226:B:ALA:HB2	9	0.57
(1,366)	1:1229:B:LEU:HD12	1:1226:B:ALA:HB3	9	0.57
(1,366)	1:1229:B:LEU:HD13	1:1226:B:ALA:HB1	9	0.57
(1,366)	1:1229:B:LEU:HD13	1:1226:B:ALA:HB2	9	0.57
(1,366)	1:1229:B:LEU:HD13	1:1226:B:ALA:HB3	9	0.57
(1,365)	1:1229:B:LEU:HD11	1:1226:B:ALA:HB1	9	0.57

Continued on next page...

Continued from previous page...

Key	Atom-1	Atom-2	Model ID	Violation (Å)
(1,365)	1:1229:B:LEU:HD11	1:1226:B:ALA:HB2	9	0.57
(1,365)	1:1229:B:LEU:HD11	1:1226:B:ALA:HB3	9	0.57
(1,365)	1:1229:B:LEU:HD12	1:1226:B:ALA:HB1	9	0.57
(1,365)	1:1229:B:LEU:HD12	1:1226:B:ALA:HB2	9	0.57
(1,365)	1:1229:B:LEU:HD12	1:1226:B:ALA:HB3	9	0.57
(1,365)	1:1229:B:LEU:HD13	1:1226:B:ALA:HB1	9	0.57
(1,365)	1:1229:B:LEU:HD13	1:1226:B:ALA:HB2	9	0.57
(1,365)	1:1229:B:LEU:HD13	1:1226:B:ALA:HB3	9	0.57
(1,364)	1:1229:B:LEU:HD11	1:1226:B:ALA:HB1	9	0.57
(1,364)	1:1229:B:LEU:HD11	1:1226:B:ALA:HB2	9	0.57
(1,364)	1:1229:B:LEU:HD11	1:1226:B:ALA:HB3	9	0.57
(1,364)	1:1229:B:LEU:HD12	1:1226:B:ALA:HB1	9	0.57
(1,364)	1:1229:B:LEU:HD12	1:1226:B:ALA:HB2	9	0.57
(1,364)	1:1229:B:LEU:HD12	1:1226:B:ALA:HB3	9	0.57
(1,364)	1:1229:B:LEU:HD13	1:1226:B:ALA:HB1	9	0.57
(1,364)	1:1229:B:LEU:HD13	1:1226:B:ALA:HB2	9	0.57
(1,364)	1:1229:B:LEU:HD13	1:1226:B:ALA:HB3	9	0.57
(1,274)	1:1228:B:VAL:H	1:1228:B:VAL:HB	4	0.57
(1,167)	1:1228:B:VAL:H	1:1228:B:VAL:HB	4	0.57
(1,60)	1:1228:B:VAL:H	1:1228:B:VAL:HB	4	0.57
(1,351)	1:1225:B:ILE:HD11	1:1222:B:ALA:HB1	4	0.56
(1,351)	1:1225:B:ILE:HD11	1:1222:B:ALA:HB2	4	0.56
(1,351)	1:1225:B:ILE:HD11	1:1222:B:ALA:HB3	4	0.56
(1,351)	1:1225:B:ILE:HD12	1:1222:B:ALA:HB1	4	0.56
(1,351)	1:1225:B:ILE:HD12	1:1222:B:ALA:HB2	4	0.56
(1,351)	1:1225:B:ILE:HD12	1:1222:B:ALA:HB3	4	0.56
(1,351)	1:1225:B:ILE:HD13	1:1222:B:ALA:HB1	4	0.56
(1,351)	1:1225:B:ILE:HD13	1:1222:B:ALA:HB2	4	0.56
(1,351)	1:1225:B:ILE:HD13	1:1222:B:ALA:HB3	4	0.56
(1,351)	1:1225:B:ILE:HD11	1:1222:B:ALA:HB1	13	0.56
(1,351)	1:1225:B:ILE:HD11	1:1222:B:ALA:HB2	13	0.56
(1,351)	1:1225:B:ILE:HD11	1:1222:B:ALA:HB3	13	0.56
(1,351)	1:1225:B:ILE:HD12	1:1222:B:ALA:HB1	13	0.56
(1,351)	1:1225:B:ILE:HD12	1:1222:B:ALA:HB2	13	0.56
(1,351)	1:1225:B:ILE:HD12	1:1222:B:ALA:HB3	13	0.56
(1,351)	1:1225:B:ILE:HD13	1:1222:B:ALA:HB1	13	0.56
(1,351)	1:1225:B:ILE:HD13	1:1222:B:ALA:HB2	13	0.56
(1,351)	1:1225:B:ILE:HD13	1:1222:B:ALA:HB3	13	0.56
(1,350)	1:1225:B:ILE:HD11	1:1222:B:ALA:HB1	4	0.56
(1,350)	1:1225:B:ILE:HD11	1:1222:B:ALA:HB2	4	0.56
(1,350)	1:1225:B:ILE:HD11	1:1222:B:ALA:HB3	4	0.56
(1,350)	1:1225:B:ILE:HD12	1:1222:B:ALA:HB1	4	0.56

Continued on next page...

Continued from previous page...

Key	Atom-1	Atom-2	Model ID	Violation (Å)
(1,350)	1:1225:B:ILE:HD12	1:1222:B:ALA:HB2	4	0.56
(1,350)	1:1225:B:ILE:HD12	1:1222:B:ALA:HB3	4	0.56
(1,350)	1:1225:B:ILE:HD13	1:1222:B:ALA:HB1	4	0.56
(1,350)	1:1225:B:ILE:HD13	1:1222:B:ALA:HB2	4	0.56
(1,350)	1:1225:B:ILE:HD13	1:1222:B:ALA:HB3	4	0.56
(1,350)	1:1225:B:ILE:HD11	1:1222:B:ALA:HB1	13	0.56
(1,350)	1:1225:B:ILE:HD11	1:1222:B:ALA:HB2	13	0.56
(1,350)	1:1225:B:ILE:HD11	1:1222:B:ALA:HB3	13	0.56
(1,350)	1:1225:B:ILE:HD12	1:1222:B:ALA:HB1	13	0.56
(1,350)	1:1225:B:ILE:HD12	1:1222:B:ALA:HB2	13	0.56
(1,350)	1:1225:B:ILE:HD12	1:1222:B:ALA:HB3	13	0.56
(1,350)	1:1225:B:ILE:HD13	1:1222:B:ALA:HB1	13	0.56
(1,350)	1:1225:B:ILE:HD13	1:1222:B:ALA:HB2	13	0.56
(1,350)	1:1225:B:ILE:HD13	1:1222:B:ALA:HB3	13	0.56
(1,349)	1:1225:B:ILE:HD11	1:1222:B:ALA:HB1	4	0.56
(1,349)	1:1225:B:ILE:HD11	1:1222:B:ALA:HB2	4	0.56
(1,349)	1:1225:B:ILE:HD11	1:1222:B:ALA:HB3	4	0.56
(1,349)	1:1225:B:ILE:HD12	1:1222:B:ALA:HB1	4	0.56
(1,349)	1:1225:B:ILE:HD12	1:1222:B:ALA:HB2	4	0.56
(1,349)	1:1225:B:ILE:HD12	1:1222:B:ALA:HB3	4	0.56
(1,349)	1:1225:B:ILE:HD13	1:1222:B:ALA:HB1	4	0.56
(1,349)	1:1225:B:ILE:HD13	1:1222:B:ALA:HB2	4	0.56
(1,349)	1:1225:B:ILE:HD13	1:1222:B:ALA:HB3	4	0.56
(1,349)	1:1225:B:ILE:HD11	1:1222:B:ALA:HB1	13	0.56
(1,349)	1:1225:B:ILE:HD11	1:1222:B:ALA:HB2	13	0.56
(1,349)	1:1225:B:ILE:HD11	1:1222:B:ALA:HB3	13	0.56
(1,349)	1:1225:B:ILE:HD12	1:1222:B:ALA:HB1	13	0.56
(1,349)	1:1225:B:ILE:HD12	1:1222:B:ALA:HB2	13	0.56
(1,349)	1:1225:B:ILE:HD12	1:1222:B:ALA:HB3	13	0.56
(1,349)	1:1225:B:ILE:HD13	1:1222:B:ALA:HB1	13	0.56
(1,349)	1:1225:B:ILE:HD13	1:1222:B:ALA:HB2	13	0.56
(1,349)	1:1225:B:ILE:HD13	1:1222:B:ALA:HB3	13	0.56
(1,366)	1:1229:B:LEU:HD11	1:1226:B:ALA:HB1	10	0.55
(1,366)	1:1229:B:LEU:HD11	1:1226:B:ALA:HB2	10	0.55
(1,366)	1:1229:B:LEU:HD11	1:1226:B:ALA:HB3	10	0.55
(1,366)	1:1229:B:LEU:HD12	1:1226:B:ALA:HB1	10	0.55
(1,366)	1:1229:B:LEU:HD12	1:1226:B:ALA:HB2	10	0.55
(1,366)	1:1229:B:LEU:HD12	1:1226:B:ALA:HB3	10	0.55
(1,366)	1:1229:B:LEU:HD13	1:1226:B:ALA:HB1	10	0.55
(1,366)	1:1229:B:LEU:HD13	1:1226:B:ALA:HB2	10	0.55
(1,366)	1:1229:B:LEU:HD13	1:1226:B:ALA:HB3	10	0.55
(1,365)	1:1229:B:LEU:HD11	1:1226:B:ALA:HB1	10	0.55

Continued on next page...

Continued from previous page...

Key	Atom-1	Atom-2	Model ID	Violation (Å)
(1,365)	1:1229:B:LEU:HD11	1:1226:B:ALA:HB2	10	0.55
(1,365)	1:1229:B:LEU:HD11	1:1226:B:ALA:HB3	10	0.55
(1,365)	1:1229:B:LEU:HD12	1:1226:B:ALA:HB1	10	0.55
(1,365)	1:1229:B:LEU:HD12	1:1226:B:ALA:HB2	10	0.55
(1,365)	1:1229:B:LEU:HD12	1:1226:B:ALA:HB3	10	0.55
(1,365)	1:1229:B:LEU:HD13	1:1226:B:ALA:HB1	10	0.55
(1,365)	1:1229:B:LEU:HD13	1:1226:B:ALA:HB2	10	0.55
(1,365)	1:1229:B:LEU:HD13	1:1226:B:ALA:HB3	10	0.55
(1,364)	1:1229:B:LEU:HD11	1:1226:B:ALA:HB1	10	0.55
(1,364)	1:1229:B:LEU:HD11	1:1226:B:ALA:HB2	10	0.55
(1,364)	1:1229:B:LEU:HD11	1:1226:B:ALA:HB3	10	0.55
(1,364)	1:1229:B:LEU:HD12	1:1226:B:ALA:HB1	10	0.55
(1,364)	1:1229:B:LEU:HD12	1:1226:B:ALA:HB2	10	0.55
(1,364)	1:1229:B:LEU:HD12	1:1226:B:ALA:HB3	10	0.55
(1,364)	1:1229:B:LEU:HD13	1:1226:B:ALA:HB1	10	0.55
(1,364)	1:1229:B:LEU:HD13	1:1226:B:ALA:HB2	10	0.55
(1,364)	1:1229:B:LEU:HD13	1:1226:B:ALA:HB3	10	0.55
(1,351)	1:1225:B:ILE:HD11	1:1222:B:ALA:HB1	5	0.54
(1,351)	1:1225:B:ILE:HD11	1:1222:B:ALA:HB2	5	0.54
(1,351)	1:1225:B:ILE:HD11	1:1222:B:ALA:HB3	5	0.54
(1,351)	1:1225:B:ILE:HD12	1:1222:B:ALA:HB1	5	0.54
(1,351)	1:1225:B:ILE:HD12	1:1222:B:ALA:HB2	5	0.54
(1,351)	1:1225:B:ILE:HD12	1:1222:B:ALA:HB3	5	0.54
(1,351)	1:1225:B:ILE:HD13	1:1222:B:ALA:HB1	5	0.54
(1,351)	1:1225:B:ILE:HD13	1:1222:B:ALA:HB2	5	0.54
(1,351)	1:1225:B:ILE:HD13	1:1222:B:ALA:HB3	5	0.54
(1,350)	1:1225:B:ILE:HD11	1:1222:B:ALA:HB1	5	0.54
(1,350)	1:1225:B:ILE:HD11	1:1222:B:ALA:HB2	5	0.54
(1,350)	1:1225:B:ILE:HD11	1:1222:B:ALA:HB3	5	0.54
(1,350)	1:1225:B:ILE:HD12	1:1222:B:ALA:HB1	5	0.54
(1,350)	1:1225:B:ILE:HD12	1:1222:B:ALA:HB2	5	0.54
(1,350)	1:1225:B:ILE:HD12	1:1222:B:ALA:HB3	5	0.54
(1,350)	1:1225:B:ILE:HD13	1:1222:B:ALA:HB1	5	0.54
(1,350)	1:1225:B:ILE:HD13	1:1222:B:ALA:HB2	5	0.54
(1,350)	1:1225:B:ILE:HD13	1:1222:B:ALA:HB3	5	0.54
(1,349)	1:1225:B:ILE:HD11	1:1222:B:ALA:HB1	5	0.54
(1,349)	1:1225:B:ILE:HD11	1:1222:B:ALA:HB2	5	0.54
(1,349)	1:1225:B:ILE:HD11	1:1222:B:ALA:HB3	5	0.54
(1,349)	1:1225:B:ILE:HD12	1:1222:B:ALA:HB1	5	0.54
(1,349)	1:1225:B:ILE:HD12	1:1222:B:ALA:HB2	5	0.54
(1,349)	1:1225:B:ILE:HD12	1:1222:B:ALA:HB3	5	0.54
(1,349)	1:1225:B:ILE:HD13	1:1222:B:ALA:HB1	5	0.54

Continued on next page...

Continued from previous page...

Key	Atom-1	Atom-2	Model ID	Violation (Å)
(1,349)	1:1225:B:ILE:HD13	1:1222:B:ALA:HB2	5	0.54
(1,349)	1:1225:B:ILE:HD13	1:1222:B:ALA:HB3	5	0.54
(1,366)	1:1229:B:LEU:HD11	1:1226:B:ALA:HB1	4	0.52
(1,366)	1:1229:B:LEU:HD11	1:1226:B:ALA:HB2	4	0.52
(1,366)	1:1229:B:LEU:HD11	1:1226:B:ALA:HB3	4	0.52
(1,366)	1:1229:B:LEU:HD12	1:1226:B:ALA:HB1	4	0.52
(1,366)	1:1229:B:LEU:HD12	1:1226:B:ALA:HB2	4	0.52
(1,366)	1:1229:B:LEU:HD12	1:1226:B:ALA:HB3	4	0.52
(1,366)	1:1229:B:LEU:HD13	1:1226:B:ALA:HB1	4	0.52
(1,366)	1:1229:B:LEU:HD13	1:1226:B:ALA:HB2	4	0.52
(1,366)	1:1229:B:LEU:HD13	1:1226:B:ALA:HB3	4	0.52
(1,365)	1:1229:B:LEU:HD11	1:1226:B:ALA:HB1	4	0.52
(1,365)	1:1229:B:LEU:HD11	1:1226:B:ALA:HB2	4	0.52
(1,365)	1:1229:B:LEU:HD11	1:1226:B:ALA:HB3	4	0.52
(1,365)	1:1229:B:LEU:HD12	1:1226:B:ALA:HB1	4	0.52
(1,365)	1:1229:B:LEU:HD12	1:1226:B:ALA:HB2	4	0.52
(1,365)	1:1229:B:LEU:HD12	1:1226:B:ALA:HB3	4	0.52
(1,365)	1:1229:B:LEU:HD13	1:1226:B:ALA:HB1	4	0.52
(1,365)	1:1229:B:LEU:HD13	1:1226:B:ALA:HB2	4	0.52
(1,365)	1:1229:B:LEU:HD13	1:1226:B:ALA:HB3	4	0.52
(1,364)	1:1229:B:LEU:HD11	1:1226:B:ALA:HB1	4	0.52
(1,364)	1:1229:B:LEU:HD11	1:1226:B:ALA:HB2	4	0.52
(1,364)	1:1229:B:LEU:HD11	1:1226:B:ALA:HB3	4	0.52
(1,364)	1:1229:B:LEU:HD12	1:1226:B:ALA:HB1	4	0.52
(1,364)	1:1229:B:LEU:HD12	1:1226:B:ALA:HB2	4	0.52
(1,364)	1:1229:B:LEU:HD12	1:1226:B:ALA:HB3	4	0.52
(1,364)	1:1229:B:LEU:HD13	1:1226:B:ALA:HB1	4	0.52
(1,364)	1:1229:B:LEU:HD13	1:1226:B:ALA:HB2	4	0.52
(1,364)	1:1229:B:LEU:HD13	1:1226:B:ALA:HB3	4	0.52
(1,357)	1:1226:B:ALA:H	1:1225:B:ILE:HD11	11	0.52
(1,357)	1:1226:B:ALA:H	1:1225:B:ILE:HD12	11	0.52
(1,357)	1:1226:B:ALA:H	1:1225:B:ILE:HD13	11	0.52
(1,356)	1:1226:B:ALA:H	1:1225:B:ILE:HD11	11	0.52
(1,356)	1:1226:B:ALA:H	1:1225:B:ILE:HD12	11	0.52
(1,356)	1:1226:B:ALA:H	1:1225:B:ILE:HD13	11	0.52
(1,355)	1:1226:B:ALA:H	1:1225:B:ILE:HD11	11	0.52
(1,355)	1:1226:B:ALA:H	1:1225:B:ILE:HD12	11	0.52
(1,355)	1:1226:B:ALA:H	1:1225:B:ILE:HD13	11	0.52
(1,351)	1:1225:B:ILE:HD11	1:1222:B:ALA:HB1	3	0.52
(1,351)	1:1225:B:ILE:HD11	1:1222:B:ALA:HB2	3	0.52
(1,351)	1:1225:B:ILE:HD11	1:1222:B:ALA:HB3	3	0.52
(1,351)	1:1225:B:ILE:HD12	1:1222:B:ALA:HB1	3	0.52

Continued on next page...

Continued from previous page...

Key	Atom-1	Atom-2	Model ID	Violation (Å)
(1,351)	1:1225:B:ILE:HD12	1:1222:B:ALA:HB2	3	0.52
(1,351)	1:1225:B:ILE:HD12	1:1222:B:ALA:HB3	3	0.52
(1,351)	1:1225:B:ILE:HD13	1:1222:B:ALA:HB1	3	0.52
(1,351)	1:1225:B:ILE:HD13	1:1222:B:ALA:HB2	3	0.52
(1,351)	1:1225:B:ILE:HD13	1:1222:B:ALA:HB3	3	0.52
(1,350)	1:1225:B:ILE:HD11	1:1222:B:ALA:HB1	3	0.52
(1,350)	1:1225:B:ILE:HD11	1:1222:B:ALA:HB2	3	0.52
(1,350)	1:1225:B:ILE:HD11	1:1222:B:ALA:HB3	3	0.52
(1,350)	1:1225:B:ILE:HD12	1:1222:B:ALA:HB1	3	0.52
(1,350)	1:1225:B:ILE:HD12	1:1222:B:ALA:HB2	3	0.52
(1,350)	1:1225:B:ILE:HD12	1:1222:B:ALA:HB3	3	0.52
(1,350)	1:1225:B:ILE:HD13	1:1222:B:ALA:HB1	3	0.52
(1,350)	1:1225:B:ILE:HD13	1:1222:B:ALA:HB2	3	0.52
(1,350)	1:1225:B:ILE:HD13	1:1222:B:ALA:HB3	3	0.52
(1,349)	1:1225:B:ILE:HD11	1:1222:B:ALA:HB1	3	0.52
(1,349)	1:1225:B:ILE:HD11	1:1222:B:ALA:HB2	3	0.52
(1,349)	1:1225:B:ILE:HD11	1:1222:B:ALA:HB3	3	0.52
(1,349)	1:1225:B:ILE:HD12	1:1222:B:ALA:HB1	3	0.52
(1,349)	1:1225:B:ILE:HD12	1:1222:B:ALA:HB2	3	0.52
(1,349)	1:1225:B:ILE:HD12	1:1222:B:ALA:HB3	3	0.52
(1,349)	1:1225:B:ILE:HD13	1:1222:B:ALA:HB1	3	0.52
(1,349)	1:1225:B:ILE:HD13	1:1222:B:ALA:HB2	3	0.52
(1,349)	1:1225:B:ILE:HD13	1:1222:B:ALA:HB3	3	0.52
(1,336)	1:1222:B:ALA:H	1:1221:B:ILE:HD11	10	0.51
(1,336)	1:1222:B:ALA:H	1:1221:B:ILE:HD12	10	0.51
(1,336)	1:1222:B:ALA:H	1:1221:B:ILE:HD13	10	0.51
(1,335)	1:1222:B:ALA:H	1:1221:B:ILE:HD11	10	0.51
(1,335)	1:1222:B:ALA:H	1:1221:B:ILE:HD12	10	0.51
(1,335)	1:1222:B:ALA:H	1:1221:B:ILE:HD13	10	0.51
(1,334)	1:1222:B:ALA:H	1:1221:B:ILE:HD11	10	0.51
(1,334)	1:1222:B:ALA:H	1:1221:B:ILE:HD12	10	0.51
(1,334)	1:1222:B:ALA:H	1:1221:B:ILE:HD13	10	0.51
(1,366)	1:1229:B:LEU:HD11	1:1226:B:ALA:HB1	6	0.5
(1,366)	1:1229:B:LEU:HD11	1:1226:B:ALA:HB2	6	0.5
(1,366)	1:1229:B:LEU:HD11	1:1226:B:ALA:HB3	6	0.5
(1,366)	1:1229:B:LEU:HD12	1:1226:B:ALA:HB1	6	0.5
(1,366)	1:1229:B:LEU:HD12	1:1226:B:ALA:HB2	6	0.5
(1,366)	1:1229:B:LEU:HD12	1:1226:B:ALA:HB3	6	0.5
(1,366)	1:1229:B:LEU:HD13	1:1226:B:ALA:HB1	6	0.5
(1,366)	1:1229:B:LEU:HD13	1:1226:B:ALA:HB2	6	0.5
(1,366)	1:1229:B:LEU:HD13	1:1226:B:ALA:HB3	6	0.5
(1,365)	1:1229:B:LEU:HD11	1:1226:B:ALA:HB1	6	0.5

Continued on next page...

Continued from previous page...

Key	Atom-1	Atom-2	Model ID	Violation (Å)
(1,365)	1:1229:B:LEU:HD11	1:1226:B:ALA:HB2	6	0.5
(1,365)	1:1229:B:LEU:HD11	1:1226:B:ALA:HB3	6	0.5
(1,365)	1:1229:B:LEU:HD12	1:1226:B:ALA:HB1	6	0.5
(1,365)	1:1229:B:LEU:HD12	1:1226:B:ALA:HB2	6	0.5
(1,365)	1:1229:B:LEU:HD12	1:1226:B:ALA:HB3	6	0.5
(1,365)	1:1229:B:LEU:HD13	1:1226:B:ALA:HB1	6	0.5
(1,365)	1:1229:B:LEU:HD13	1:1226:B:ALA:HB2	6	0.5
(1,365)	1:1229:B:LEU:HD13	1:1226:B:ALA:HB3	6	0.5
(1,364)	1:1229:B:LEU:HD11	1:1226:B:ALA:HB1	6	0.5
(1,364)	1:1229:B:LEU:HD11	1:1226:B:ALA:HB2	6	0.5
(1,364)	1:1229:B:LEU:HD11	1:1226:B:ALA:HB3	6	0.5
(1,364)	1:1229:B:LEU:HD12	1:1226:B:ALA:HB1	6	0.5
(1,364)	1:1229:B:LEU:HD12	1:1226:B:ALA:HB2	6	0.5
(1,364)	1:1229:B:LEU:HD12	1:1226:B:ALA:HB3	6	0.5
(1,364)	1:1229:B:LEU:HD13	1:1226:B:ALA:HB1	6	0.5
(1,364)	1:1229:B:LEU:HD13	1:1226:B:ALA:HB2	6	0.5
(1,364)	1:1229:B:LEU:HD13	1:1226:B:ALA:HB3	6	0.5
(1,351)	1:1225:B:ILE:HD11	1:1222:B:ALA:HB1	14	0.5
(1,351)	1:1225:B:ILE:HD11	1:1222:B:ALA:HB2	14	0.5
(1,351)	1:1225:B:ILE:HD11	1:1222:B:ALA:HB3	14	0.5
(1,351)	1:1225:B:ILE:HD12	1:1222:B:ALA:HB1	14	0.5
(1,351)	1:1225:B:ILE:HD12	1:1222:B:ALA:HB2	14	0.5
(1,351)	1:1225:B:ILE:HD12	1:1222:B:ALA:HB3	14	0.5
(1,351)	1:1225:B:ILE:HD13	1:1222:B:ALA:HB1	14	0.5
(1,351)	1:1225:B:ILE:HD13	1:1222:B:ALA:HB2	14	0.5
(1,351)	1:1225:B:ILE:HD13	1:1222:B:ALA:HB3	14	0.5
(1,350)	1:1225:B:ILE:HD11	1:1222:B:ALA:HB1	14	0.5
(1,350)	1:1225:B:ILE:HD11	1:1222:B:ALA:HB2	14	0.5
(1,350)	1:1225:B:ILE:HD11	1:1222:B:ALA:HB3	14	0.5
(1,350)	1:1225:B:ILE:HD12	1:1222:B:ALA:HB1	14	0.5
(1,350)	1:1225:B:ILE:HD12	1:1222:B:ALA:HB2	14	0.5
(1,350)	1:1225:B:ILE:HD12	1:1222:B:ALA:HB3	14	0.5
(1,350)	1:1225:B:ILE:HD13	1:1222:B:ALA:HB1	14	0.5
(1,350)	1:1225:B:ILE:HD13	1:1222:B:ALA:HB2	14	0.5
(1,350)	1:1225:B:ILE:HD13	1:1222:B:ALA:HB3	14	0.5
(1,349)	1:1225:B:ILE:HD11	1:1222:B:ALA:HB1	14	0.5
(1,349)	1:1225:B:ILE:HD11	1:1222:B:ALA:HB2	14	0.5
(1,349)	1:1225:B:ILE:HD11	1:1222:B:ALA:HB3	14	0.5
(1,349)	1:1225:B:ILE:HD12	1:1222:B:ALA:HB1	14	0.5
(1,349)	1:1225:B:ILE:HD12	1:1222:B:ALA:HB2	14	0.5
(1,349)	1:1225:B:ILE:HD12	1:1222:B:ALA:HB3	14	0.5
(1,349)	1:1225:B:ILE:HD13	1:1222:B:ALA:HB1	14	0.5

Continued on next page...

Continued from previous page...

Key	Atom-1	Atom-2	Model ID	Violation (Å)
(1,349)	1:1225:B:ILE:HD13	1:1222:B:ALA:HB2	14	0.5
(1,349)	1:1225:B:ILE:HD13	1:1222:B:ALA:HB3	14	0.5
(1,231)	1:1221:B:ILE:HG21	1:1222:B:ALA:H	10	0.49
(1,231)	1:1221:B:ILE:HG22	1:1222:B:ALA:H	10	0.49
(1,231)	1:1221:B:ILE:HG23	1:1222:B:ALA:H	10	0.49
(1,124)	1:1221:B:ILE:HG21	1:1222:B:ALA:H	10	0.49
(1,124)	1:1221:B:ILE:HG22	1:1222:B:ALA:H	10	0.49
(1,124)	1:1221:B:ILE:HG23	1:1222:B:ALA:H	10	0.49
(1,17)	1:1221:B:ILE:HG21	1:1222:B:ALA:H	10	0.49
(1,17)	1:1221:B:ILE:HG22	1:1222:B:ALA:H	10	0.49
(1,17)	1:1221:B:ILE:HG23	1:1222:B:ALA:H	10	0.49
(1,351)	1:1225:B:ILE:HD11	1:1222:B:ALA:HB1	8	0.47
(1,351)	1:1225:B:ILE:HD11	1:1222:B:ALA:HB2	8	0.47
(1,351)	1:1225:B:ILE:HD11	1:1222:B:ALA:HB3	8	0.47
(1,351)	1:1225:B:ILE:HD12	1:1222:B:ALA:HB1	8	0.47
(1,351)	1:1225:B:ILE:HD12	1:1222:B:ALA:HB2	8	0.47
(1,351)	1:1225:B:ILE:HD12	1:1222:B:ALA:HB3	8	0.47
(1,351)	1:1225:B:ILE:HD13	1:1222:B:ALA:HB1	8	0.47
(1,351)	1:1225:B:ILE:HD13	1:1222:B:ALA:HB2	8	0.47
(1,351)	1:1225:B:ILE:HD13	1:1222:B:ALA:HB3	8	0.47
(1,350)	1:1225:B:ILE:HD11	1:1222:B:ALA:HB1	8	0.47
(1,350)	1:1225:B:ILE:HD11	1:1222:B:ALA:HB2	8	0.47
(1,350)	1:1225:B:ILE:HD11	1:1222:B:ALA:HB3	8	0.47
(1,350)	1:1225:B:ILE:HD12	1:1222:B:ALA:HB1	8	0.47
(1,350)	1:1225:B:ILE:HD12	1:1222:B:ALA:HB2	8	0.47
(1,350)	1:1225:B:ILE:HD12	1:1222:B:ALA:HB3	8	0.47
(1,350)	1:1225:B:ILE:HD13	1:1222:B:ALA:HB1	8	0.47
(1,350)	1:1225:B:ILE:HD13	1:1222:B:ALA:HB2	8	0.47
(1,350)	1:1225:B:ILE:HD13	1:1222:B:ALA:HB3	8	0.47
(1,349)	1:1225:B:ILE:HD11	1:1222:B:ALA:HB1	8	0.47
(1,349)	1:1225:B:ILE:HD11	1:1222:B:ALA:HB2	8	0.47
(1,349)	1:1225:B:ILE:HD11	1:1222:B:ALA:HB3	8	0.47
(1,349)	1:1225:B:ILE:HD12	1:1222:B:ALA:HB1	8	0.47
(1,349)	1:1225:B:ILE:HD12	1:1222:B:ALA:HB2	8	0.47
(1,349)	1:1225:B:ILE:HD12	1:1222:B:ALA:HB3	8	0.47
(1,349)	1:1225:B:ILE:HD13	1:1222:B:ALA:HB1	8	0.47
(1,349)	1:1225:B:ILE:HD13	1:1222:B:ALA:HB2	8	0.47
(1,349)	1:1225:B:ILE:HD13	1:1222:B:ALA:HB3	8	0.47
(1,336)	1:1222:B:ALA:H	1:1221:B:ILE:HD11	7	0.47
(1,336)	1:1222:B:ALA:H	1:1221:B:ILE:HD12	7	0.47
(1,336)	1:1222:B:ALA:H	1:1221:B:ILE:HD13	7	0.47
(1,335)	1:1222:B:ALA:H	1:1221:B:ILE:HD11	7	0.47

Continued on next page...

Continued from previous page...

Key	Atom-1	Atom-2	Model ID	Violation (Å)
(1,335)	1:1222:B:ALA:H	1:1221:B:ILE:HD12	7	0.47
(1,335)	1:1222:B:ALA:H	1:1221:B:ILE:HD13	7	0.47
(1,334)	1:1222:B:ALA:H	1:1221:B:ILE:HD11	7	0.47
(1,334)	1:1222:B:ALA:H	1:1221:B:ILE:HD12	7	0.47
(1,334)	1:1222:B:ALA:H	1:1221:B:ILE:HD13	7	0.47
(1,372)	1:1229:B:LEU:HD11	1:1227:B:ILE:H	14	0.46
(1,372)	1:1229:B:LEU:HD12	1:1227:B:ILE:H	14	0.46
(1,372)	1:1229:B:LEU:HD13	1:1227:B:ILE:H	14	0.46
(1,371)	1:1229:B:LEU:HD11	1:1227:B:ILE:H	14	0.46
(1,371)	1:1229:B:LEU:HD12	1:1227:B:ILE:H	14	0.46
(1,371)	1:1229:B:LEU:HD13	1:1227:B:ILE:H	14	0.46
(1,370)	1:1229:B:LEU:HD11	1:1227:B:ILE:H	14	0.46
(1,370)	1:1229:B:LEU:HD12	1:1227:B:ILE:H	14	0.46
(1,370)	1:1229:B:LEU:HD13	1:1227:B:ILE:H	14	0.46
(1,357)	1:1226:B:ALA:H	1:1225:B:ILE:HD11	9	0.46
(1,357)	1:1226:B:ALA:H	1:1225:B:ILE:HD12	9	0.46
(1,357)	1:1226:B:ALA:H	1:1225:B:ILE:HD13	9	0.46
(1,357)	1:1226:B:ALA:H	1:1225:B:ILE:HD11	14	0.46
(1,357)	1:1226:B:ALA:H	1:1225:B:ILE:HD12	14	0.46
(1,357)	1:1226:B:ALA:H	1:1225:B:ILE:HD13	14	0.46
(1,356)	1:1226:B:ALA:H	1:1225:B:ILE:HD11	9	0.46
(1,356)	1:1226:B:ALA:H	1:1225:B:ILE:HD12	9	0.46
(1,356)	1:1226:B:ALA:H	1:1225:B:ILE:HD13	9	0.46
(1,356)	1:1226:B:ALA:H	1:1225:B:ILE:HD11	14	0.46
(1,356)	1:1226:B:ALA:H	1:1225:B:ILE:HD12	14	0.46
(1,356)	1:1226:B:ALA:H	1:1225:B:ILE:HD13	14	0.46
(1,355)	1:1226:B:ALA:H	1:1225:B:ILE:HD11	9	0.46
(1,355)	1:1226:B:ALA:H	1:1225:B:ILE:HD12	9	0.46
(1,355)	1:1226:B:ALA:H	1:1225:B:ILE:HD13	9	0.46
(1,355)	1:1226:B:ALA:H	1:1225:B:ILE:HD11	14	0.46
(1,355)	1:1226:B:ALA:H	1:1225:B:ILE:HD12	14	0.46
(1,355)	1:1226:B:ALA:H	1:1225:B:ILE:HD13	14	0.46
(1,336)	1:1222:B:ALA:H	1:1221:B:ILE:HD11	5	0.46
(1,336)	1:1222:B:ALA:H	1:1221:B:ILE:HD12	5	0.46
(1,336)	1:1222:B:ALA:H	1:1221:B:ILE:HD13	5	0.46
(1,335)	1:1222:B:ALA:H	1:1221:B:ILE:HD11	5	0.46
(1,335)	1:1222:B:ALA:H	1:1221:B:ILE:HD12	5	0.46
(1,335)	1:1222:B:ALA:H	1:1221:B:ILE:HD13	5	0.46
(1,334)	1:1222:B:ALA:H	1:1221:B:ILE:HD11	5	0.46
(1,334)	1:1222:B:ALA:H	1:1221:B:ILE:HD12	5	0.46
(1,334)	1:1222:B:ALA:H	1:1221:B:ILE:HD13	5	0.46
(1,372)	1:1229:B:LEU:HD11	1:1227:B:ILE:H	5	0.45

Continued on next page...

Continued from previous page...

Key	Atom-1	Atom-2	Model ID	Violation (Å)
(1,372)	1:1229:B:LEU:HD12	1:1227:B:ILE:H	5	0.45
(1,372)	1:1229:B:LEU:HD13	1:1227:B:ILE:H	5	0.45
(1,371)	1:1229:B:LEU:HD11	1:1227:B:ILE:H	5	0.45
(1,371)	1:1229:B:LEU:HD12	1:1227:B:ILE:H	5	0.45
(1,371)	1:1229:B:LEU:HD13	1:1227:B:ILE:H	5	0.45
(1,370)	1:1229:B:LEU:HD11	1:1227:B:ILE:H	5	0.45
(1,370)	1:1229:B:LEU:HD12	1:1227:B:ILE:H	5	0.45
(1,370)	1:1229:B:LEU:HD13	1:1227:B:ILE:H	5	0.45
(1,357)	1:1226:B:ALA:H	1:1225:B:ILE:HD11	2	0.45
(1,357)	1:1226:B:ALA:H	1:1225:B:ILE:HD12	2	0.45
(1,357)	1:1226:B:ALA:H	1:1225:B:ILE:HD13	2	0.45
(1,356)	1:1226:B:ALA:H	1:1225:B:ILE:HD11	2	0.45
(1,356)	1:1226:B:ALA:H	1:1225:B:ILE:HD12	2	0.45
(1,356)	1:1226:B:ALA:H	1:1225:B:ILE:HD13	2	0.45
(1,355)	1:1226:B:ALA:H	1:1225:B:ILE:HD11	2	0.45
(1,355)	1:1226:B:ALA:H	1:1225:B:ILE:HD12	2	0.45
(1,355)	1:1226:B:ALA:H	1:1225:B:ILE:HD13	2	0.45
(1,372)	1:1229:B:LEU:HD11	1:1227:B:ILE:H	12	0.44
(1,372)	1:1229:B:LEU:HD12	1:1227:B:ILE:H	12	0.44
(1,372)	1:1229:B:LEU:HD13	1:1227:B:ILE:H	12	0.44
(1,371)	1:1229:B:LEU:HD11	1:1227:B:ILE:H	12	0.44
(1,371)	1:1229:B:LEU:HD12	1:1227:B:ILE:H	12	0.44
(1,371)	1:1229:B:LEU:HD13	1:1227:B:ILE:H	12	0.44
(1,370)	1:1229:B:LEU:HD11	1:1227:B:ILE:H	12	0.44
(1,370)	1:1229:B:LEU:HD12	1:1227:B:ILE:H	12	0.44
(1,370)	1:1229:B:LEU:HD13	1:1227:B:ILE:H	12	0.44
(1,357)	1:1226:B:ALA:H	1:1225:B:ILE:HD11	1	0.44
(1,357)	1:1226:B:ALA:H	1:1225:B:ILE:HD12	1	0.44
(1,357)	1:1226:B:ALA:H	1:1225:B:ILE:HD13	1	0.44
(1,357)	1:1226:B:ALA:H	1:1225:B:ILE:HD11	7	0.44
(1,357)	1:1226:B:ALA:H	1:1225:B:ILE:HD12	7	0.44
(1,357)	1:1226:B:ALA:H	1:1225:B:ILE:HD13	7	0.44
(1,356)	1:1226:B:ALA:H	1:1225:B:ILE:HD11	1	0.44
(1,356)	1:1226:B:ALA:H	1:1225:B:ILE:HD12	1	0.44
(1,356)	1:1226:B:ALA:H	1:1225:B:ILE:HD13	1	0.44
(1,356)	1:1226:B:ALA:H	1:1225:B:ILE:HD11	7	0.44
(1,356)	1:1226:B:ALA:H	1:1225:B:ILE:HD12	7	0.44
(1,356)	1:1226:B:ALA:H	1:1225:B:ILE:HD13	7	0.44
(1,355)	1:1226:B:ALA:H	1:1225:B:ILE:HD11	1	0.44
(1,355)	1:1226:B:ALA:H	1:1225:B:ILE:HD12	1	0.44
(1,355)	1:1226:B:ALA:H	1:1225:B:ILE:HD13	1	0.44
(1,355)	1:1226:B:ALA:H	1:1225:B:ILE:HD11	7	0.44

Continued on next page...

Continued from previous page...

Key	Atom-1	Atom-2	Model ID	Violation (Å)
(1,355)	1:1226:B:ALA:H	1:1225:B:ILE:HD12	7	0.44
(1,355)	1:1226:B:ALA:H	1:1225:B:ILE:HD13	7	0.44
(1,351)	1:1225:B:ILE:HD11	1:1222:B:ALA:HB1	10	0.44
(1,351)	1:1225:B:ILE:HD11	1:1222:B:ALA:HB2	10	0.44
(1,351)	1:1225:B:ILE:HD11	1:1222:B:ALA:HB3	10	0.44
(1,351)	1:1225:B:ILE:HD12	1:1222:B:ALA:HB1	10	0.44
(1,351)	1:1225:B:ILE:HD12	1:1222:B:ALA:HB2	10	0.44
(1,351)	1:1225:B:ILE:HD12	1:1222:B:ALA:HB3	10	0.44
(1,351)	1:1225:B:ILE:HD13	1:1222:B:ALA:HB1	10	0.44
(1,351)	1:1225:B:ILE:HD13	1:1222:B:ALA:HB2	10	0.44
(1,351)	1:1225:B:ILE:HD13	1:1222:B:ALA:HB3	10	0.44
(1,350)	1:1225:B:ILE:HD11	1:1222:B:ALA:HB1	10	0.44
(1,350)	1:1225:B:ILE:HD11	1:1222:B:ALA:HB2	10	0.44
(1,350)	1:1225:B:ILE:HD11	1:1222:B:ALA:HB3	10	0.44
(1,350)	1:1225:B:ILE:HD12	1:1222:B:ALA:HB1	10	0.44
(1,350)	1:1225:B:ILE:HD12	1:1222:B:ALA:HB2	10	0.44
(1,350)	1:1225:B:ILE:HD12	1:1222:B:ALA:HB3	10	0.44
(1,350)	1:1225:B:ILE:HD13	1:1222:B:ALA:HB1	10	0.44
(1,350)	1:1225:B:ILE:HD13	1:1222:B:ALA:HB2	10	0.44
(1,350)	1:1225:B:ILE:HD13	1:1222:B:ALA:HB3	10	0.44
(1,349)	1:1225:B:ILE:HD11	1:1222:B:ALA:HB1	10	0.44
(1,349)	1:1225:B:ILE:HD11	1:1222:B:ALA:HB2	10	0.44
(1,349)	1:1225:B:ILE:HD11	1:1222:B:ALA:HB3	10	0.44
(1,349)	1:1225:B:ILE:HD12	1:1222:B:ALA:HB1	10	0.44
(1,349)	1:1225:B:ILE:HD12	1:1222:B:ALA:HB2	10	0.44
(1,349)	1:1225:B:ILE:HD12	1:1222:B:ALA:HB3	10	0.44
(1,349)	1:1225:B:ILE:HD13	1:1222:B:ALA:HB1	10	0.44
(1,349)	1:1225:B:ILE:HD13	1:1222:B:ALA:HB2	10	0.44
(1,349)	1:1225:B:ILE:HD13	1:1222:B:ALA:HB3	10	0.44
(1,253)	1:1225:B:ILE:H	1:1222:B:ALA:HA	1	0.44
(1,146)	1:1225:B:ILE:H	1:1222:B:ALA:HA	1	0.44
(1,39)	1:1225:B:ILE:H	1:1222:B:ALA:HA	1	0.44
(2,65)	1:1217:B:TRP:O	1:1221:B:ILE:H	13	0.43
(2,33)	1:1217:B:TRP:O	1:1221:B:ILE:H	13	0.43
(2,1)	1:1217:B:TRP:O	1:1221:B:ILE:H	13	0.43
(1,354)	1:1225:B:ILE:HG21	1:1226:B:ALA:HA	12	0.43
(1,354)	1:1225:B:ILE:HG22	1:1226:B:ALA:HA	12	0.43
(1,354)	1:1225:B:ILE:HG23	1:1226:B:ALA:HA	12	0.43
(1,353)	1:1225:B:ILE:HG21	1:1226:B:ALA:HA	12	0.43
(1,353)	1:1225:B:ILE:HG22	1:1226:B:ALA:HA	12	0.43
(1,353)	1:1225:B:ILE:HG23	1:1226:B:ALA:HA	12	0.43
(1,352)	1:1225:B:ILE:HG21	1:1226:B:ALA:HA	12	0.43

Continued on next page...

Continued from previous page...

Key	Atom-1	Atom-2	Model ID	Violation (Å)
(1,352)	1:1225:B:ILE:HG22	1:1226:B:ALA:HA	12	0.43
(1,352)	1:1225:B:ILE:HG23	1:1226:B:ALA:HA	12	0.43
(1,290)	1:1230:B:VAL:HG21	1:1226:B:ALA:HA	1	0.43
(1,290)	1:1230:B:VAL:HG22	1:1226:B:ALA:HA	1	0.43
(1,290)	1:1230:B:VAL:HG23	1:1226:B:ALA:HA	1	0.43
(1,290)	1:1230:B:VAL:HG21	1:1226:B:ALA:HA	8	0.43
(1,290)	1:1230:B:VAL:HG22	1:1226:B:ALA:HA	8	0.43
(1,290)	1:1230:B:VAL:HG23	1:1226:B:ALA:HA	8	0.43
(1,183)	1:1230:B:VAL:HG21	1:1226:B:ALA:HA	1	0.43
(1,183)	1:1230:B:VAL:HG22	1:1226:B:ALA:HA	1	0.43
(1,183)	1:1230:B:VAL:HG23	1:1226:B:ALA:HA	1	0.43
(1,183)	1:1230:B:VAL:HG21	1:1226:B:ALA:HA	8	0.43
(1,183)	1:1230:B:VAL:HG22	1:1226:B:ALA:HA	8	0.43
(1,183)	1:1230:B:VAL:HG23	1:1226:B:ALA:HA	8	0.43
(1,76)	1:1230:B:VAL:HG21	1:1226:B:ALA:HA	1	0.43
(1,76)	1:1230:B:VAL:HG22	1:1226:B:ALA:HA	1	0.43
(1,76)	1:1230:B:VAL:HG23	1:1226:B:ALA:HA	1	0.43
(1,76)	1:1230:B:VAL:HG21	1:1226:B:ALA:HA	8	0.43
(1,76)	1:1230:B:VAL:HG22	1:1226:B:ALA:HA	8	0.43
(1,76)	1:1230:B:VAL:HG23	1:1226:B:ALA:HA	8	0.43
(1,366)	1:1229:B:LEU:HD11	1:1226:B:ALA:HB1	7	0.42
(1,366)	1:1229:B:LEU:HD11	1:1226:B:ALA:HB2	7	0.42
(1,366)	1:1229:B:LEU:HD11	1:1226:B:ALA:HB3	7	0.42
(1,366)	1:1229:B:LEU:HD12	1:1226:B:ALA:HB1	7	0.42
(1,366)	1:1229:B:LEU:HD12	1:1226:B:ALA:HB2	7	0.42
(1,366)	1:1229:B:LEU:HD12	1:1226:B:ALA:HB3	7	0.42
(1,366)	1:1229:B:LEU:HD13	1:1226:B:ALA:HB1	7	0.42
(1,366)	1:1229:B:LEU:HD13	1:1226:B:ALA:HB2	7	0.42
(1,366)	1:1229:B:LEU:HD13	1:1226:B:ALA:HB3	7	0.42
(1,365)	1:1229:B:LEU:HD11	1:1226:B:ALA:HB1	7	0.42
(1,365)	1:1229:B:LEU:HD11	1:1226:B:ALA:HB2	7	0.42
(1,365)	1:1229:B:LEU:HD11	1:1226:B:ALA:HB3	7	0.42
(1,365)	1:1229:B:LEU:HD12	1:1226:B:ALA:HB1	7	0.42
(1,365)	1:1229:B:LEU:HD12	1:1226:B:ALA:HB2	7	0.42
(1,365)	1:1229:B:LEU:HD12	1:1226:B:ALA:HB3	7	0.42
(1,365)	1:1229:B:LEU:HD13	1:1226:B:ALA:HB1	7	0.42
(1,365)	1:1229:B:LEU:HD13	1:1226:B:ALA:HB2	7	0.42
(1,365)	1:1229:B:LEU:HD13	1:1226:B:ALA:HB3	7	0.42
(1,364)	1:1229:B:LEU:HD11	1:1226:B:ALA:HB1	7	0.42
(1,364)	1:1229:B:LEU:HD11	1:1226:B:ALA:HB2	7	0.42
(1,364)	1:1229:B:LEU:HD11	1:1226:B:ALA:HB3	7	0.42
(1,364)	1:1229:B:LEU:HD12	1:1226:B:ALA:HB1	7	0.42

Continued on next page...

Continued from previous page...

Key	Atom-1	Atom-2	Model ID	Violation (Å)
(1,364)	1:1229:B:LEU:HD12	1:1226:B:ALA:HB2	7	0.42
(1,364)	1:1229:B:LEU:HD12	1:1226:B:ALA:HB3	7	0.42
(1,364)	1:1229:B:LEU:HD13	1:1226:B:ALA:HB1	7	0.42
(1,364)	1:1229:B:LEU:HD13	1:1226:B:ALA:HB2	7	0.42
(1,364)	1:1229:B:LEU:HD13	1:1226:B:ALA:HB3	7	0.42
(1,357)	1:1226:B:ALA:H	1:1225:B:ILE:HD11	13	0.42
(1,357)	1:1226:B:ALA:H	1:1225:B:ILE:HD12	13	0.42
(1,357)	1:1226:B:ALA:H	1:1225:B:ILE:HD13	13	0.42
(1,356)	1:1226:B:ALA:H	1:1225:B:ILE:HD11	13	0.42
(1,356)	1:1226:B:ALA:H	1:1225:B:ILE:HD12	13	0.42
(1,356)	1:1226:B:ALA:H	1:1225:B:ILE:HD13	13	0.42
(1,355)	1:1226:B:ALA:H	1:1225:B:ILE:HD11	13	0.42
(1,355)	1:1226:B:ALA:H	1:1225:B:ILE:HD12	13	0.42
(1,355)	1:1226:B:ALA:H	1:1225:B:ILE:HD13	13	0.42
(1,354)	1:1225:B:ILE:HG21	1:1226:B:ALA:HA	8	0.42
(1,354)	1:1225:B:ILE:HG22	1:1226:B:ALA:HA	8	0.42
(1,354)	1:1225:B:ILE:HG23	1:1226:B:ALA:HA	8	0.42
(1,353)	1:1225:B:ILE:HG21	1:1226:B:ALA:HA	8	0.42
(1,353)	1:1225:B:ILE:HG22	1:1226:B:ALA:HA	8	0.42
(1,353)	1:1225:B:ILE:HG23	1:1226:B:ALA:HA	8	0.42
(1,352)	1:1225:B:ILE:HG21	1:1226:B:ALA:HA	8	0.42
(1,352)	1:1225:B:ILE:HG22	1:1226:B:ALA:HA	8	0.42
(1,352)	1:1225:B:ILE:HG23	1:1226:B:ALA:HA	8	0.42
(1,354)	1:1225:B:ILE:HG21	1:1226:B:ALA:HA	4	0.4
(1,354)	1:1225:B:ILE:HG22	1:1226:B:ALA:HA	4	0.4
(1,354)	1:1225:B:ILE:HG23	1:1226:B:ALA:HA	4	0.4
(1,353)	1:1225:B:ILE:HG21	1:1226:B:ALA:HA	4	0.4
(1,353)	1:1225:B:ILE:HG22	1:1226:B:ALA:HA	4	0.4
(1,353)	1:1225:B:ILE:HG23	1:1226:B:ALA:HA	4	0.4
(1,352)	1:1225:B:ILE:HG21	1:1226:B:ALA:HA	4	0.4
(1,352)	1:1225:B:ILE:HG22	1:1226:B:ALA:HA	4	0.4
(1,352)	1:1225:B:ILE:HG23	1:1226:B:ALA:HA	4	0.4
(1,276)	1:1228:B:VAL:HG21	1:1224:B:LEU:HA	4	0.4
(1,276)	1:1228:B:VAL:HG22	1:1224:B:LEU:HA	4	0.4
(1,276)	1:1228:B:VAL:HG23	1:1224:B:LEU:HA	4	0.4
(1,253)	1:1225:B:ILE:H	1:1222:B:ALA:HA	3	0.4
(1,253)	1:1225:B:ILE:H	1:1222:B:ALA:HA	6	0.4
(1,169)	1:1228:B:VAL:HG21	1:1224:B:LEU:HA	4	0.4
(1,169)	1:1228:B:VAL:HG22	1:1224:B:LEU:HA	4	0.4
(1,169)	1:1228:B:VAL:HG23	1:1224:B:LEU:HA	4	0.4
(1,146)	1:1225:B:ILE:H	1:1222:B:ALA:HA	3	0.4
(1,146)	1:1225:B:ILE:H	1:1222:B:ALA:HA	6	0.4

Continued on next page...

Continued from previous page...

Key	Atom-1	Atom-2	Model ID	Violation (Å)
(1,62)	1:1228:B:VAL:HG21	1:1224:B:LEU:HA	4	0.4
(1,62)	1:1228:B:VAL:HG22	1:1224:B:LEU:HA	4	0.4
(1,62)	1:1228:B:VAL:HG23	1:1224:B:LEU:HA	4	0.4
(1,39)	1:1225:B:ILE:H	1:1222:B:ALA:HA	3	0.4
(1,39)	1:1225:B:ILE:H	1:1222:B:ALA:HA	6	0.4
(2,65)	1:1217:B:TRP:O	1:1221:B:ILE:H	8	0.39
(2,33)	1:1217:B:TRP:O	1:1221:B:ILE:H	8	0.39
(2,1)	1:1217:B:TRP:O	1:1221:B:ILE:H	8	0.39
(1,366)	1:1229:B:LEU:HD11	1:1226:B:ALA:HB1	3	0.39
(1,366)	1:1229:B:LEU:HD11	1:1226:B:ALA:HB2	3	0.39
(1,366)	1:1229:B:LEU:HD11	1:1226:B:ALA:HB3	3	0.39
(1,366)	1:1229:B:LEU:HD12	1:1226:B:ALA:HB1	3	0.39
(1,366)	1:1229:B:LEU:HD12	1:1226:B:ALA:HB2	3	0.39
(1,366)	1:1229:B:LEU:HD12	1:1226:B:ALA:HB3	3	0.39
(1,366)	1:1229:B:LEU:HD13	1:1226:B:ALA:HB1	3	0.39
(1,366)	1:1229:B:LEU:HD13	1:1226:B:ALA:HB2	3	0.39
(1,366)	1:1229:B:LEU:HD13	1:1226:B:ALA:HB3	3	0.39
(1,365)	1:1229:B:LEU:HD11	1:1226:B:ALA:HB1	3	0.39
(1,365)	1:1229:B:LEU:HD11	1:1226:B:ALA:HB2	3	0.39
(1,365)	1:1229:B:LEU:HD11	1:1226:B:ALA:HB3	3	0.39
(1,365)	1:1229:B:LEU:HD12	1:1226:B:ALA:HB1	3	0.39
(1,365)	1:1229:B:LEU:HD12	1:1226:B:ALA:HB2	3	0.39
(1,365)	1:1229:B:LEU:HD12	1:1226:B:ALA:HB3	3	0.39
(1,365)	1:1229:B:LEU:HD13	1:1226:B:ALA:HB1	3	0.39
(1,365)	1:1229:B:LEU:HD13	1:1226:B:ALA:HB2	3	0.39
(1,365)	1:1229:B:LEU:HD13	1:1226:B:ALA:HB3	3	0.39
(1,364)	1:1229:B:LEU:HD11	1:1226:B:ALA:HB1	3	0.39
(1,364)	1:1229:B:LEU:HD11	1:1226:B:ALA:HB2	3	0.39
(1,364)	1:1229:B:LEU:HD11	1:1226:B:ALA:HB3	3	0.39
(1,364)	1:1229:B:LEU:HD12	1:1226:B:ALA:HB1	3	0.39
(1,364)	1:1229:B:LEU:HD12	1:1226:B:ALA:HB2	3	0.39
(1,364)	1:1229:B:LEU:HD12	1:1226:B:ALA:HB3	3	0.39
(1,364)	1:1229:B:LEU:HD13	1:1226:B:ALA:HB1	3	0.39
(1,364)	1:1229:B:LEU:HD13	1:1226:B:ALA:HB2	3	0.39
(1,364)	1:1229:B:LEU:HD13	1:1226:B:ALA:HB3	3	0.39
(1,357)	1:1226:B:ALA:H	1:1225:B:ILE:HD11	4	0.39
(1,357)	1:1226:B:ALA:H	1:1225:B:ILE:HD12	4	0.39
(1,357)	1:1226:B:ALA:H	1:1225:B:ILE:HD13	4	0.39
(1,356)	1:1226:B:ALA:H	1:1225:B:ILE:HD11	4	0.39
(1,356)	1:1226:B:ALA:H	1:1225:B:ILE:HD12	4	0.39
(1,356)	1:1226:B:ALA:H	1:1225:B:ILE:HD13	4	0.39
(1,355)	1:1226:B:ALA:H	1:1225:B:ILE:HD11	4	0.39

Continued on next page...

Continued from previous page...

Key	Atom-1	Atom-2	Model ID	Violation (Å)
(1,355)	1:1226:B:ALA:H	1:1225:B:ILE:HD12	4	0.39
(1,355)	1:1226:B:ALA:H	1:1225:B:ILE:HD13	4	0.39
(1,252)	1:1224:B:LEU:HD21	1:1221:B:ILE:HA	12	0.39
(1,252)	1:1224:B:LEU:HD22	1:1221:B:ILE:HA	12	0.39
(1,252)	1:1224:B:LEU:HD23	1:1221:B:ILE:HA	12	0.39
(1,145)	1:1224:B:LEU:HD21	1:1221:B:ILE:HA	12	0.39
(1,145)	1:1224:B:LEU:HD22	1:1221:B:ILE:HA	12	0.39
(1,145)	1:1224:B:LEU:HD23	1:1221:B:ILE:HA	12	0.39
(1,38)	1:1224:B:LEU:HD21	1:1221:B:ILE:HA	12	0.39
(1,38)	1:1224:B:LEU:HD22	1:1221:B:ILE:HA	12	0.39
(1,38)	1:1224:B:LEU:HD23	1:1221:B:ILE:HA	12	0.39
(1,357)	1:1226:B:ALA:H	1:1225:B:ILE:HD11	5	0.38
(1,357)	1:1226:B:ALA:H	1:1225:B:ILE:HD12	5	0.38
(1,357)	1:1226:B:ALA:H	1:1225:B:ILE:HD13	5	0.38
(1,357)	1:1226:B:ALA:H	1:1225:B:ILE:HD11	6	0.38
(1,357)	1:1226:B:ALA:H	1:1225:B:ILE:HD12	6	0.38
(1,357)	1:1226:B:ALA:H	1:1225:B:ILE:HD13	6	0.38
(1,356)	1:1226:B:ALA:H	1:1225:B:ILE:HD11	5	0.38
(1,356)	1:1226:B:ALA:H	1:1225:B:ILE:HD12	5	0.38
(1,356)	1:1226:B:ALA:H	1:1225:B:ILE:HD13	5	0.38
(1,356)	1:1226:B:ALA:H	1:1225:B:ILE:HD11	6	0.38
(1,356)	1:1226:B:ALA:H	1:1225:B:ILE:HD12	6	0.38
(1,356)	1:1226:B:ALA:H	1:1225:B:ILE:HD13	6	0.38
(1,355)	1:1226:B:ALA:H	1:1225:B:ILE:HD11	5	0.38
(1,355)	1:1226:B:ALA:H	1:1225:B:ILE:HD12	5	0.38
(1,355)	1:1226:B:ALA:H	1:1225:B:ILE:HD13	5	0.38
(1,355)	1:1226:B:ALA:H	1:1225:B:ILE:HD11	6	0.38
(1,355)	1:1226:B:ALA:H	1:1225:B:ILE:HD12	6	0.38
(1,355)	1:1226:B:ALA:H	1:1225:B:ILE:HD13	6	0.38
(1,290)	1:1230:B:VAL:HG21	1:1226:B:ALA:HA	6	0.38
(1,290)	1:1230:B:VAL:HG22	1:1226:B:ALA:HA	6	0.38
(1,290)	1:1230:B:VAL:HG23	1:1226:B:ALA:HA	6	0.38
(1,253)	1:1225:B:ILE:H	1:1222:B:ALA:HA	9	0.38
(1,253)	1:1225:B:ILE:H	1:1222:B:ALA:HA	11	0.38
(1,183)	1:1230:B:VAL:HG21	1:1226:B:ALA:HA	6	0.38
(1,183)	1:1230:B:VAL:HG22	1:1226:B:ALA:HA	6	0.38
(1,183)	1:1230:B:VAL:HG23	1:1226:B:ALA:HA	6	0.38
(1,146)	1:1225:B:ILE:H	1:1222:B:ALA:HA	9	0.38
(1,146)	1:1225:B:ILE:H	1:1222:B:ALA:HA	11	0.38
(1,76)	1:1230:B:VAL:HG21	1:1226:B:ALA:HA	6	0.38
(1,76)	1:1230:B:VAL:HG22	1:1226:B:ALA:HA	6	0.38
(1,76)	1:1230:B:VAL:HG23	1:1226:B:ALA:HA	6	0.38

Continued on next page...

Continued from previous page...

Key	Atom-1	Atom-2	Model ID	Violation (Å)
(1,39)	1:1225:B:ILE:H	1:1222:B:ALA:HA	9	0.38
(1,39)	1:1225:B:ILE:H	1:1222:B:ALA:HA	11	0.38
(2,66)	1:1217:B:TRP:O	1:1221:B:ILE:N	13	0.37
(2,34)	1:1217:B:TRP:O	1:1221:B:ILE:N	13	0.37
(2,2)	1:1217:B:TRP:O	1:1221:B:ILE:N	13	0.37
(1,372)	1:1229:B:LEU:HD11	1:1227:B:ILE:H	6	0.37
(1,372)	1:1229:B:LEU:HD12	1:1227:B:ILE:H	6	0.37
(1,372)	1:1229:B:LEU:HD13	1:1227:B:ILE:H	6	0.37
(1,371)	1:1229:B:LEU:HD11	1:1227:B:ILE:H	6	0.37
(1,371)	1:1229:B:LEU:HD12	1:1227:B:ILE:H	6	0.37
(1,371)	1:1229:B:LEU:HD13	1:1227:B:ILE:H	6	0.37
(1,370)	1:1229:B:LEU:HD11	1:1227:B:ILE:H	6	0.37
(1,370)	1:1229:B:LEU:HD12	1:1227:B:ILE:H	6	0.37
(1,370)	1:1229:B:LEU:HD13	1:1227:B:ILE:H	6	0.37
(1,357)	1:1226:B:ALA:H	1:1225:B:ILE:HD11	10	0.37
(1,357)	1:1226:B:ALA:H	1:1225:B:ILE:HD12	10	0.37
(1,357)	1:1226:B:ALA:H	1:1225:B:ILE:HD13	10	0.37
(1,356)	1:1226:B:ALA:H	1:1225:B:ILE:HD11	10	0.37
(1,356)	1:1226:B:ALA:H	1:1225:B:ILE:HD12	10	0.37
(1,356)	1:1226:B:ALA:H	1:1225:B:ILE:HD13	10	0.37
(1,355)	1:1226:B:ALA:H	1:1225:B:ILE:HD11	10	0.37
(1,355)	1:1226:B:ALA:H	1:1225:B:ILE:HD12	10	0.37
(1,355)	1:1226:B:ALA:H	1:1225:B:ILE:HD13	10	0.37
(1,253)	1:1225:B:ILE:H	1:1222:B:ALA:HA	5	0.36
(1,146)	1:1225:B:ILE:H	1:1222:B:ALA:HA	5	0.36
(1,39)	1:1225:B:ILE:H	1:1222:B:ALA:HA	5	0.36
(2,66)	1:1217:B:TRP:O	1:1221:B:ILE:N	8	0.34
(2,34)	1:1217:B:TRP:O	1:1221:B:ILE:N	8	0.34
(2,2)	1:1217:B:TRP:O	1:1221:B:ILE:N	8	0.34
(1,354)	1:1225:B:ILE:HG21	1:1226:B:ALA:HA	14	0.34
(1,354)	1:1225:B:ILE:HG22	1:1226:B:ALA:HA	14	0.34
(1,354)	1:1225:B:ILE:HG23	1:1226:B:ALA:HA	14	0.34
(1,353)	1:1225:B:ILE:HG21	1:1226:B:ALA:HA	14	0.34
(1,353)	1:1225:B:ILE:HG22	1:1226:B:ALA:HA	14	0.34
(1,353)	1:1225:B:ILE:HG23	1:1226:B:ALA:HA	14	0.34
(1,352)	1:1225:B:ILE:HG21	1:1226:B:ALA:HA	14	0.34
(1,352)	1:1225:B:ILE:HG22	1:1226:B:ALA:HA	14	0.34
(1,352)	1:1225:B:ILE:HG23	1:1226:B:ALA:HA	14	0.34
(1,351)	1:1225:B:ILE:HD11	1:1222:B:ALA:HB1	1	0.34
(1,351)	1:1225:B:ILE:HD11	1:1222:B:ALA:HB2	1	0.34
(1,351)	1:1225:B:ILE:HD11	1:1222:B:ALA:HB3	1	0.34
(1,351)	1:1225:B:ILE:HD12	1:1222:B:ALA:HB1	1	0.34

Continued on next page...

Continued from previous page...

Key	Atom-1	Atom-2	Model ID	Violation (Å)
(1,351)	1:1225:B:ILE:HD12	1:1222:B:ALA:HB2	1	0.34
(1,351)	1:1225:B:ILE:HD12	1:1222:B:ALA:HB3	1	0.34
(1,351)	1:1225:B:ILE:HD13	1:1222:B:ALA:HB1	1	0.34
(1,351)	1:1225:B:ILE:HD13	1:1222:B:ALA:HB2	1	0.34
(1,351)	1:1225:B:ILE:HD13	1:1222:B:ALA:HB3	1	0.34
(1,350)	1:1225:B:ILE:HD11	1:1222:B:ALA:HB1	1	0.34
(1,350)	1:1225:B:ILE:HD11	1:1222:B:ALA:HB2	1	0.34
(1,350)	1:1225:B:ILE:HD11	1:1222:B:ALA:HB3	1	0.34
(1,350)	1:1225:B:ILE:HD12	1:1222:B:ALA:HB1	1	0.34
(1,350)	1:1225:B:ILE:HD12	1:1222:B:ALA:HB2	1	0.34
(1,350)	1:1225:B:ILE:HD12	1:1222:B:ALA:HB3	1	0.34
(1,350)	1:1225:B:ILE:HD13	1:1222:B:ALA:HB1	1	0.34
(1,350)	1:1225:B:ILE:HD13	1:1222:B:ALA:HB2	1	0.34
(1,350)	1:1225:B:ILE:HD13	1:1222:B:ALA:HB3	1	0.34
(1,349)	1:1225:B:ILE:HD11	1:1222:B:ALA:HB1	1	0.34
(1,349)	1:1225:B:ILE:HD11	1:1222:B:ALA:HB2	1	0.34
(1,349)	1:1225:B:ILE:HD11	1:1222:B:ALA:HB3	1	0.34
(1,349)	1:1225:B:ILE:HD12	1:1222:B:ALA:HB1	1	0.34
(1,349)	1:1225:B:ILE:HD12	1:1222:B:ALA:HB2	1	0.34
(1,349)	1:1225:B:ILE:HD12	1:1222:B:ALA:HB3	1	0.34
(1,349)	1:1225:B:ILE:HD13	1:1222:B:ALA:HB1	1	0.34
(1,349)	1:1225:B:ILE:HD13	1:1222:B:ALA:HB2	1	0.34
(1,349)	1:1225:B:ILE:HD13	1:1222:B:ALA:HB3	1	0.34
(1,354)	1:1225:B:ILE:HG21	1:1226:B:ALA:HA	1	0.33
(1,354)	1:1225:B:ILE:HG22	1:1226:B:ALA:HA	1	0.33
(1,354)	1:1225:B:ILE:HG23	1:1226:B:ALA:HA	1	0.33
(1,353)	1:1225:B:ILE:HG21	1:1226:B:ALA:HA	1	0.33
(1,353)	1:1225:B:ILE:HG22	1:1226:B:ALA:HA	1	0.33
(1,353)	1:1225:B:ILE:HG23	1:1226:B:ALA:HA	1	0.33
(1,352)	1:1225:B:ILE:HG21	1:1226:B:ALA:HA	1	0.33
(1,352)	1:1225:B:ILE:HG22	1:1226:B:ALA:HA	1	0.33
(1,352)	1:1225:B:ILE:HG23	1:1226:B:ALA:HA	1	0.33
(1,336)	1:1222:B:ALA:H	1:1221:B:ILE:HD11	12	0.33
(1,336)	1:1222:B:ALA:H	1:1221:B:ILE:HD12	12	0.33
(1,336)	1:1222:B:ALA:H	1:1221:B:ILE:HD13	12	0.33
(1,335)	1:1222:B:ALA:H	1:1221:B:ILE:HD11	12	0.33
(1,335)	1:1222:B:ALA:H	1:1221:B:ILE:HD12	12	0.33
(1,335)	1:1222:B:ALA:H	1:1221:B:ILE:HD13	12	0.33
(1,334)	1:1222:B:ALA:H	1:1221:B:ILE:HD11	12	0.33
(1,334)	1:1222:B:ALA:H	1:1221:B:ILE:HD12	12	0.33
(1,334)	1:1222:B:ALA:H	1:1221:B:ILE:HD13	12	0.33
(1,253)	1:1225:B:ILE:H	1:1222:B:ALA:HA	14	0.33

Continued on next page...

Continued from previous page...

Key	Atom-1	Atom-2	Model ID	Violation (Å)
(1,146)	1:1225:B:ILE:H	1:1222:B:ALA:HA	14	0.33
(1,39)	1:1225:B:ILE:H	1:1222:B:ALA:HA	14	0.33
(1,357)	1:1226:B:ALA:H	1:1225:B:ILE:HD11	3	0.32
(1,357)	1:1226:B:ALA:H	1:1225:B:ILE:HD12	3	0.32
(1,357)	1:1226:B:ALA:H	1:1225:B:ILE:HD13	3	0.32
(1,356)	1:1226:B:ALA:H	1:1225:B:ILE:HD11	3	0.32
(1,356)	1:1226:B:ALA:H	1:1225:B:ILE:HD12	3	0.32
(1,356)	1:1226:B:ALA:H	1:1225:B:ILE:HD13	3	0.32
(1,355)	1:1226:B:ALA:H	1:1225:B:ILE:HD11	3	0.32
(1,355)	1:1226:B:ALA:H	1:1225:B:ILE:HD12	3	0.32
(1,355)	1:1226:B:ALA:H	1:1225:B:ILE:HD13	3	0.32
(1,354)	1:1225:B:ILE:HG21	1:1226:B:ALA:HA	5	0.32
(1,354)	1:1225:B:ILE:HG22	1:1226:B:ALA:HA	5	0.32
(1,354)	1:1225:B:ILE:HG23	1:1226:B:ALA:HA	5	0.32
(1,353)	1:1225:B:ILE:HG21	1:1226:B:ALA:HA	5	0.32
(1,353)	1:1225:B:ILE:HG22	1:1226:B:ALA:HA	5	0.32
(1,353)	1:1225:B:ILE:HG23	1:1226:B:ALA:HA	5	0.32
(1,352)	1:1225:B:ILE:HG21	1:1226:B:ALA:HA	5	0.32
(1,352)	1:1225:B:ILE:HG22	1:1226:B:ALA:HA	5	0.32
(1,352)	1:1225:B:ILE:HG23	1:1226:B:ALA:HA	5	0.32
(1,253)	1:1225:B:ILE:H	1:1222:B:ALA:HA	7	0.32
(1,146)	1:1225:B:ILE:H	1:1222:B:ALA:HA	7	0.32
(1,39)	1:1225:B:ILE:H	1:1222:B:ALA:HA	7	0.32
(1,357)	1:1226:B:ALA:H	1:1225:B:ILE:HD11	8	0.31
(1,357)	1:1226:B:ALA:H	1:1225:B:ILE:HD12	8	0.31
(1,357)	1:1226:B:ALA:H	1:1225:B:ILE:HD13	8	0.31
(1,356)	1:1226:B:ALA:H	1:1225:B:ILE:HD11	8	0.31
(1,356)	1:1226:B:ALA:H	1:1225:B:ILE:HD12	8	0.31
(1,356)	1:1226:B:ALA:H	1:1225:B:ILE:HD13	8	0.31
(1,355)	1:1226:B:ALA:H	1:1225:B:ILE:HD11	8	0.31
(1,355)	1:1226:B:ALA:H	1:1225:B:ILE:HD12	8	0.31
(1,355)	1:1226:B:ALA:H	1:1225:B:ILE:HD13	8	0.31
(1,253)	1:1225:B:ILE:H	1:1222:B:ALA:HA	10	0.31
(1,253)	1:1225:B:ILE:H	1:1222:B:ALA:HA	13	0.31
(1,146)	1:1225:B:ILE:H	1:1222:B:ALA:HA	10	0.31
(1,146)	1:1225:B:ILE:H	1:1222:B:ALA:HA	13	0.31
(1,39)	1:1225:B:ILE:H	1:1222:B:ALA:HA	10	0.31
(1,39)	1:1225:B:ILE:H	1:1222:B:ALA:HA	13	0.31
(1,357)	1:1226:B:ALA:H	1:1225:B:ILE:HD11	12	0.3
(1,357)	1:1226:B:ALA:H	1:1225:B:ILE:HD12	12	0.3
(1,357)	1:1226:B:ALA:H	1:1225:B:ILE:HD13	12	0.3
(1,356)	1:1226:B:ALA:H	1:1225:B:ILE:HD11	12	0.3

Continued on next page...

Continued from previous page...

Key	Atom-1	Atom-2	Model ID	Violation (Å)
(1,356)	1:1226:B:ALA:H	1:1225:B:ILE:HD12	12	0.3
(1,356)	1:1226:B:ALA:H	1:1225:B:ILE:HD13	12	0.3
(1,355)	1:1226:B:ALA:H	1:1225:B:ILE:HD11	12	0.3
(1,355)	1:1226:B:ALA:H	1:1225:B:ILE:HD12	12	0.3
(1,355)	1:1226:B:ALA:H	1:1225:B:ILE:HD13	12	0.3
(1,354)	1:1225:B:ILE:HG21	1:1226:B:ALA:HA	3	0.3
(1,354)	1:1225:B:ILE:HG22	1:1226:B:ALA:HA	3	0.3
(1,354)	1:1225:B:ILE:HG23	1:1226:B:ALA:HA	3	0.3
(1,353)	1:1225:B:ILE:HG21	1:1226:B:ALA:HA	3	0.3
(1,353)	1:1225:B:ILE:HG22	1:1226:B:ALA:HA	3	0.3
(1,353)	1:1225:B:ILE:HG23	1:1226:B:ALA:HA	3	0.3
(1,352)	1:1225:B:ILE:HG21	1:1226:B:ALA:HA	3	0.3
(1,352)	1:1225:B:ILE:HG22	1:1226:B:ALA:HA	3	0.3
(1,352)	1:1225:B:ILE:HG23	1:1226:B:ALA:HA	3	0.3
(1,253)	1:1225:B:ILE:H	1:1222:B:ALA:HA	8	0.29
(1,146)	1:1225:B:ILE:H	1:1222:B:ALA:HA	8	0.29
(1,39)	1:1225:B:ILE:H	1:1222:B:ALA:HA	8	0.29
(2,85)	1:1227:B:ILE:O	1:1231:B:THR:H	12	0.28
(2,53)	1:1227:B:ILE:O	1:1231:B:THR:H	12	0.28
(2,21)	1:1227:B:ILE:O	1:1231:B:THR:H	12	0.28
(1,263)	1:1226:B:ALA:H	1:1225:B:ILE:HG21	4	0.28
(1,263)	1:1226:B:ALA:H	1:1225:B:ILE:HG22	4	0.28
(1,263)	1:1226:B:ALA:H	1:1225:B:ILE:HG23	4	0.28
(1,253)	1:1225:B:ILE:H	1:1222:B:ALA:HA	4	0.28
(1,156)	1:1226:B:ALA:H	1:1225:B:ILE:HG21	4	0.28
(1,156)	1:1226:B:ALA:H	1:1225:B:ILE:HG22	4	0.28
(1,156)	1:1226:B:ALA:H	1:1225:B:ILE:HG23	4	0.28
(1,146)	1:1225:B:ILE:H	1:1222:B:ALA:HA	4	0.28
(1,49)	1:1226:B:ALA:H	1:1225:B:ILE:HG21	4	0.28
(1,49)	1:1226:B:ALA:H	1:1225:B:ILE:HG22	4	0.28
(1,49)	1:1226:B:ALA:H	1:1225:B:ILE:HG23	4	0.28
(1,39)	1:1225:B:ILE:H	1:1222:B:ALA:HA	4	0.28
(2,79)	1:1224:B:LEU:O	1:1228:B:VAL:H	8	0.27
(2,47)	1:1224:B:LEU:O	1:1228:B:VAL:H	8	0.27
(2,15)	1:1224:B:LEU:O	1:1228:B:VAL:H	8	0.27
(1,354)	1:1225:B:ILE:HG21	1:1226:B:ALA:HA	7	0.27
(1,354)	1:1225:B:ILE:HG22	1:1226:B:ALA:HA	7	0.27
(1,354)	1:1225:B:ILE:HG23	1:1226:B:ALA:HA	7	0.27
(1,353)	1:1225:B:ILE:HG21	1:1226:B:ALA:HA	7	0.27
(1,353)	1:1225:B:ILE:HG22	1:1226:B:ALA:HA	7	0.27
(1,353)	1:1225:B:ILE:HG23	1:1226:B:ALA:HA	7	0.27
(1,352)	1:1225:B:ILE:HG21	1:1226:B:ALA:HA	7	0.27

Continued on next page...

Continued from previous page...

Key	Atom-1	Atom-2	Model ID	Violation (Å)
(1,352)	1:1225:B:ILE:HG22	1:1226:B:ALA:HA	7	0.27
(1,352)	1:1225:B:ILE:HG23	1:1226:B:ALA:HA	7	0.27
(1,224)	1:1220:B:PHE:H	1:1220:B:PHE:HB3	6	0.27
(1,117)	1:1220:B:PHE:H	1:1220:B:PHE:HB3	6	0.27
(1,10)	1:1220:B:PHE:H	1:1220:B:PHE:HB3	6	0.27
(2,79)	1:1224:B:LEU:O	1:1228:B:VAL:H	5	0.26
(2,47)	1:1224:B:LEU:O	1:1228:B:VAL:H	5	0.26
(2,15)	1:1224:B:LEU:O	1:1228:B:VAL:H	5	0.26
(1,372)	1:1229:B:LEU:HD11	1:1227:B:ILE:H	13	0.26
(1,372)	1:1229:B:LEU:HD12	1:1227:B:ILE:H	13	0.26
(1,372)	1:1229:B:LEU:HD13	1:1227:B:ILE:H	13	0.26
(1,371)	1:1229:B:LEU:HD11	1:1227:B:ILE:H	13	0.26
(1,371)	1:1229:B:LEU:HD12	1:1227:B:ILE:H	13	0.26
(1,371)	1:1229:B:LEU:HD13	1:1227:B:ILE:H	13	0.26
(1,370)	1:1229:B:LEU:HD11	1:1227:B:ILE:H	13	0.26
(1,370)	1:1229:B:LEU:HD12	1:1227:B:ILE:H	13	0.26
(1,370)	1:1229:B:LEU:HD13	1:1227:B:ILE:H	13	0.26
(1,354)	1:1225:B:ILE:HG21	1:1226:B:ALA:HA	10	0.26
(1,354)	1:1225:B:ILE:HG22	1:1226:B:ALA:HA	10	0.26
(1,354)	1:1225:B:ILE:HG23	1:1226:B:ALA:HA	10	0.26
(1,354)	1:1225:B:ILE:HG21	1:1226:B:ALA:HA	13	0.26
(1,354)	1:1225:B:ILE:HG22	1:1226:B:ALA:HA	13	0.26
(1,354)	1:1225:B:ILE:HG23	1:1226:B:ALA:HA	13	0.26
(1,353)	1:1225:B:ILE:HG21	1:1226:B:ALA:HA	10	0.26
(1,353)	1:1225:B:ILE:HG22	1:1226:B:ALA:HA	10	0.26
(1,353)	1:1225:B:ILE:HG23	1:1226:B:ALA:HA	10	0.26
(1,353)	1:1225:B:ILE:HG21	1:1226:B:ALA:HA	13	0.26
(1,353)	1:1225:B:ILE:HG22	1:1226:B:ALA:HA	13	0.26
(1,353)	1:1225:B:ILE:HG23	1:1226:B:ALA:HA	13	0.26
(1,352)	1:1225:B:ILE:HG21	1:1226:B:ALA:HA	10	0.26
(1,352)	1:1225:B:ILE:HG22	1:1226:B:ALA:HA	10	0.26
(1,352)	1:1225:B:ILE:HG23	1:1226:B:ALA:HA	10	0.26
(1,352)	1:1225:B:ILE:HG21	1:1226:B:ALA:HA	13	0.26
(1,352)	1:1225:B:ILE:HG22	1:1226:B:ALA:HA	13	0.26
(1,352)	1:1225:B:ILE:HG23	1:1226:B:ALA:HA	13	0.26
(1,270)	1:1227:B:ILE:HG21	1:1224:B:LEU:HA	6	0.26
(1,270)	1:1227:B:ILE:HG22	1:1224:B:LEU:HA	6	0.26
(1,270)	1:1227:B:ILE:HG23	1:1224:B:LEU:HA	6	0.26
(1,230)	1:1221:B:ILE:HG21	1:1218:B:LEU:HA	11	0.26
(1,230)	1:1221:B:ILE:HG22	1:1218:B:LEU:HA	11	0.26
(1,230)	1:1221:B:ILE:HG23	1:1218:B:LEU:HA	11	0.26
(1,230)	1:1221:B:ILE:HG21	1:1218:B:LEU:HA	12	0.26

Continued on next page...

Continued from previous page...

Key	Atom-1	Atom-2	Model ID	Violation (Å)
(1,230)	1:1221:B:ILE:HG22	1:1218:B:LEU:HA	12	0.26
(1,230)	1:1221:B:ILE:HG23	1:1218:B:LEU:HA	12	0.26
(1,163)	1:1227:B:ILE:HG21	1:1224:B:LEU:HA	6	0.26
(1,163)	1:1227:B:ILE:HG22	1:1224:B:LEU:HA	6	0.26
(1,163)	1:1227:B:ILE:HG23	1:1224:B:LEU:HA	6	0.26
(1,123)	1:1221:B:ILE:HG21	1:1218:B:LEU:HA	11	0.26
(1,123)	1:1221:B:ILE:HG22	1:1218:B:LEU:HA	11	0.26
(1,123)	1:1221:B:ILE:HG23	1:1218:B:LEU:HA	11	0.26
(1,123)	1:1221:B:ILE:HG21	1:1218:B:LEU:HA	12	0.26
(1,123)	1:1221:B:ILE:HG22	1:1218:B:LEU:HA	12	0.26
(1,123)	1:1221:B:ILE:HG23	1:1218:B:LEU:HA	12	0.26
(1,56)	1:1227:B:ILE:HG21	1:1224:B:LEU:HA	6	0.26
(1,56)	1:1227:B:ILE:HG22	1:1224:B:LEU:HA	6	0.26
(1,56)	1:1227:B:ILE:HG23	1:1224:B:LEU:HA	6	0.26
(1,16)	1:1221:B:ILE:HG21	1:1218:B:LEU:HA	11	0.26
(1,16)	1:1221:B:ILE:HG22	1:1218:B:LEU:HA	11	0.26
(1,16)	1:1221:B:ILE:HG23	1:1218:B:LEU:HA	11	0.26
(1,16)	1:1221:B:ILE:HG21	1:1218:B:LEU:HA	12	0.26
(1,16)	1:1221:B:ILE:HG22	1:1218:B:LEU:HA	12	0.26
(1,16)	1:1221:B:ILE:HG23	1:1218:B:LEU:HA	12	0.26
(2,65)	1:1217:B:TRP:O	1:1221:B:ILE:H	7	0.25
(2,33)	1:1217:B:TRP:O	1:1221:B:ILE:H	7	0.25
(2,1)	1:1217:B:TRP:O	1:1221:B:ILE:H	7	0.25
(1,354)	1:1225:B:ILE:HG21	1:1226:B:ALA:HA	6	0.25
(1,354)	1:1225:B:ILE:HG22	1:1226:B:ALA:HA	6	0.25
(1,354)	1:1225:B:ILE:HG23	1:1226:B:ALA:HA	6	0.25
(1,353)	1:1225:B:ILE:HG21	1:1226:B:ALA:HA	6	0.25
(1,353)	1:1225:B:ILE:HG22	1:1226:B:ALA:HA	6	0.25
(1,353)	1:1225:B:ILE:HG23	1:1226:B:ALA:HA	6	0.25
(1,352)	1:1225:B:ILE:HG21	1:1226:B:ALA:HA	6	0.25
(1,352)	1:1225:B:ILE:HG22	1:1226:B:ALA:HA	6	0.25
(1,352)	1:1225:B:ILE:HG23	1:1226:B:ALA:HA	6	0.25
(1,336)	1:1222:B:ALA:H	1:1221:B:ILE:HD11	1	0.25
(1,336)	1:1222:B:ALA:H	1:1221:B:ILE:HD12	1	0.25
(1,336)	1:1222:B:ALA:H	1:1221:B:ILE:HD13	1	0.25
(1,336)	1:1222:B:ALA:H	1:1221:B:ILE:HD11	9	0.25
(1,336)	1:1222:B:ALA:H	1:1221:B:ILE:HD12	9	0.25
(1,336)	1:1222:B:ALA:H	1:1221:B:ILE:HD13	9	0.25
(1,335)	1:1222:B:ALA:H	1:1221:B:ILE:HD11	1	0.25
(1,335)	1:1222:B:ALA:H	1:1221:B:ILE:HD12	1	0.25
(1,335)	1:1222:B:ALA:H	1:1221:B:ILE:HD13	1	0.25
(1,335)	1:1222:B:ALA:H	1:1221:B:ILE:HD11	9	0.25

Continued on next page...

Continued from previous page...

Key	Atom-1	Atom-2	Model ID	Violation (Å)
(1,335)	1:1222:B:ALA:H	1:1221:B:ILE:HD12	9	0.25
(1,335)	1:1222:B:ALA:H	1:1221:B:ILE:HD13	9	0.25
(1,334)	1:1222:B:ALA:H	1:1221:B:ILE:HD11	1	0.25
(1,334)	1:1222:B:ALA:H	1:1221:B:ILE:HD12	1	0.25
(1,334)	1:1222:B:ALA:H	1:1221:B:ILE:HD13	1	0.25
(1,334)	1:1222:B:ALA:H	1:1221:B:ILE:HD11	9	0.25
(1,334)	1:1222:B:ALA:H	1:1221:B:ILE:HD12	9	0.25
(1,334)	1:1222:B:ALA:H	1:1221:B:ILE:HD13	9	0.25
(1,313)	1:1234:B:LEU:HD21	1:1230:B:VAL:HA	10	0.25
(1,313)	1:1234:B:LEU:HD22	1:1230:B:VAL:HA	10	0.25
(1,313)	1:1234:B:LEU:HD23	1:1230:B:VAL:HA	10	0.25
(1,313)	1:1234:B:LEU:HD21	1:1230:B:VAL:HA	14	0.25
(1,313)	1:1234:B:LEU:HD22	1:1230:B:VAL:HA	14	0.25
(1,313)	1:1234:B:LEU:HD23	1:1230:B:VAL:HA	14	0.25
(1,253)	1:1225:B:ILE:H	1:1222:B:ALA:HA	12	0.25
(1,226)	1:1221:B:ILE:H	1:1218:B:LEU:HA	9	0.25
(1,206)	1:1234:B:LEU:HD21	1:1230:B:VAL:HA	10	0.25
(1,206)	1:1234:B:LEU:HD22	1:1230:B:VAL:HA	10	0.25
(1,206)	1:1234:B:LEU:HD23	1:1230:B:VAL:HA	10	0.25
(1,206)	1:1234:B:LEU:HD21	1:1230:B:VAL:HA	14	0.25
(1,206)	1:1234:B:LEU:HD22	1:1230:B:VAL:HA	14	0.25
(1,206)	1:1234:B:LEU:HD23	1:1230:B:VAL:HA	14	0.25
(1,146)	1:1225:B:ILE:H	1:1222:B:ALA:HA	12	0.25
(1,119)	1:1221:B:ILE:H	1:1218:B:LEU:HA	9	0.25
(1,99)	1:1234:B:LEU:HD21	1:1230:B:VAL:HA	10	0.25
(1,99)	1:1234:B:LEU:HD22	1:1230:B:VAL:HA	10	0.25
(1,99)	1:1234:B:LEU:HD23	1:1230:B:VAL:HA	10	0.25
(1,99)	1:1234:B:LEU:HD21	1:1230:B:VAL:HA	14	0.25
(1,99)	1:1234:B:LEU:HD22	1:1230:B:VAL:HA	14	0.25
(1,99)	1:1234:B:LEU:HD23	1:1230:B:VAL:HA	14	0.25
(1,39)	1:1225:B:ILE:H	1:1222:B:ALA:HA	12	0.25
(1,12)	1:1221:B:ILE:H	1:1218:B:LEU:HA	9	0.25
(2,85)	1:1227:B:ILE:O	1:1231:B:THR:H	1	0.24
(2,85)	1:1227:B:ILE:O	1:1231:B:THR:H	7	0.24
(2,85)	1:1227:B:ILE:O	1:1231:B:THR:H	8	0.24
(2,79)	1:1224:B:LEU:O	1:1228:B:VAL:H	7	0.24
(2,53)	1:1227:B:ILE:O	1:1231:B:THR:H	1	0.24
(2,53)	1:1227:B:ILE:O	1:1231:B:THR:H	7	0.24
(2,53)	1:1227:B:ILE:O	1:1231:B:THR:H	8	0.24
(2,47)	1:1224:B:LEU:O	1:1228:B:VAL:H	7	0.24
(2,21)	1:1227:B:ILE:O	1:1231:B:THR:H	1	0.24
(2,21)	1:1227:B:ILE:O	1:1231:B:THR:H	7	0.24

Continued on next page...

Continued from previous page...

Key	Atom-1	Atom-2	Model ID	Violation (Å)
(2,21)	1:1227:B:ILE:O	1:1231:B:THR:H	8	0.24
(2,15)	1:1224:B:LEU:O	1:1228:B:VAL:H	7	0.24
(1,270)	1:1227:B:ILE:HG21	1:1224:B:LEU:HA	9	0.24
(1,270)	1:1227:B:ILE:HG22	1:1224:B:LEU:HA	9	0.24
(1,270)	1:1227:B:ILE:HG23	1:1224:B:LEU:HA	9	0.24
(1,267)	1:1227:B:ILE:H	1:1224:B:LEU:HA	8	0.24
(1,163)	1:1227:B:ILE:HG21	1:1224:B:LEU:HA	9	0.24
(1,163)	1:1227:B:ILE:HG22	1:1224:B:LEU:HA	9	0.24
(1,163)	1:1227:B:ILE:HG23	1:1224:B:LEU:HA	9	0.24
(1,160)	1:1227:B:ILE:H	1:1224:B:LEU:HA	8	0.24
(1,56)	1:1227:B:ILE:HG21	1:1224:B:LEU:HA	9	0.24
(1,56)	1:1227:B:ILE:HG22	1:1224:B:LEU:HA	9	0.24
(1,56)	1:1227:B:ILE:HG23	1:1224:B:LEU:HA	9	0.24
(1,53)	1:1227:B:ILE:H	1:1224:B:LEU:HA	8	0.24
(2,85)	1:1227:B:ILE:O	1:1231:B:THR:H	6	0.23
(2,79)	1:1224:B:LEU:O	1:1228:B:VAL:H	2	0.23
(2,79)	1:1224:B:LEU:O	1:1228:B:VAL:H	10	0.23
(2,79)	1:1224:B:LEU:O	1:1228:B:VAL:H	12	0.23
(2,53)	1:1227:B:ILE:O	1:1231:B:THR:H	6	0.23
(2,47)	1:1224:B:LEU:O	1:1228:B:VAL:H	2	0.23
(2,47)	1:1224:B:LEU:O	1:1228:B:VAL:H	10	0.23
(2,47)	1:1224:B:LEU:O	1:1228:B:VAL:H	12	0.23
(2,21)	1:1227:B:ILE:O	1:1231:B:THR:H	6	0.23
(2,15)	1:1224:B:LEU:O	1:1228:B:VAL:H	2	0.23
(2,15)	1:1224:B:LEU:O	1:1228:B:VAL:H	10	0.23
(2,15)	1:1224:B:LEU:O	1:1228:B:VAL:H	12	0.23
(1,372)	1:1229:B:LEU:HD11	1:1227:B:ILE:H	8	0.23
(1,372)	1:1229:B:LEU:HD12	1:1227:B:ILE:H	8	0.23
(1,372)	1:1229:B:LEU:HD13	1:1227:B:ILE:H	8	0.23
(1,372)	1:1229:B:LEU:HD11	1:1227:B:ILE:H	10	0.23
(1,372)	1:1229:B:LEU:HD12	1:1227:B:ILE:H	10	0.23
(1,372)	1:1229:B:LEU:HD13	1:1227:B:ILE:H	10	0.23
(1,371)	1:1229:B:LEU:HD11	1:1227:B:ILE:H	8	0.23
(1,371)	1:1229:B:LEU:HD12	1:1227:B:ILE:H	8	0.23
(1,371)	1:1229:B:LEU:HD13	1:1227:B:ILE:H	8	0.23
(1,371)	1:1229:B:LEU:HD11	1:1227:B:ILE:H	10	0.23
(1,371)	1:1229:B:LEU:HD12	1:1227:B:ILE:H	10	0.23
(1,371)	1:1229:B:LEU:HD13	1:1227:B:ILE:H	10	0.23
(1,370)	1:1229:B:LEU:HD11	1:1227:B:ILE:H	8	0.23
(1,370)	1:1229:B:LEU:HD12	1:1227:B:ILE:H	8	0.23
(1,370)	1:1229:B:LEU:HD13	1:1227:B:ILE:H	8	0.23
(1,370)	1:1229:B:LEU:HD11	1:1227:B:ILE:H	10	0.23

Continued on next page...

Continued from previous page...

Key	Atom-1	Atom-2	Model ID	Violation (Å)
(1,370)	1:1229:B:LEU:HD12	1:1227:B:ILE:H	10	0.23
(1,370)	1:1229:B:LEU:HD13	1:1227:B:ILE:H	10	0.23
(1,336)	1:1222:B:ALA:H	1:1221:B:ILE:HD11	6	0.23
(1,336)	1:1222:B:ALA:H	1:1221:B:ILE:HD12	6	0.23
(1,336)	1:1222:B:ALA:H	1:1221:B:ILE:HD13	6	0.23
(1,336)	1:1222:B:ALA:H	1:1221:B:ILE:HD11	11	0.23
(1,336)	1:1222:B:ALA:H	1:1221:B:ILE:HD12	11	0.23
(1,336)	1:1222:B:ALA:H	1:1221:B:ILE:HD13	11	0.23
(1,335)	1:1222:B:ALA:H	1:1221:B:ILE:HD11	6	0.23
(1,335)	1:1222:B:ALA:H	1:1221:B:ILE:HD12	6	0.23
(1,335)	1:1222:B:ALA:H	1:1221:B:ILE:HD13	6	0.23
(1,335)	1:1222:B:ALA:H	1:1221:B:ILE:HD11	11	0.23
(1,335)	1:1222:B:ALA:H	1:1221:B:ILE:HD12	11	0.23
(1,335)	1:1222:B:ALA:H	1:1221:B:ILE:HD13	11	0.23
(1,334)	1:1222:B:ALA:H	1:1221:B:ILE:HD11	6	0.23
(1,334)	1:1222:B:ALA:H	1:1221:B:ILE:HD12	6	0.23
(1,334)	1:1222:B:ALA:H	1:1221:B:ILE:HD13	6	0.23
(1,334)	1:1222:B:ALA:H	1:1221:B:ILE:HD11	11	0.23
(1,334)	1:1222:B:ALA:H	1:1221:B:ILE:HD12	11	0.23
(1,334)	1:1222:B:ALA:H	1:1221:B:ILE:HD13	11	0.23
(1,263)	1:1226:B:ALA:H	1:1225:B:ILE:HG21	12	0.23
(1,263)	1:1226:B:ALA:H	1:1225:B:ILE:HG22	12	0.23
(1,263)	1:1226:B:ALA:H	1:1225:B:ILE:HG23	12	0.23
(1,156)	1:1226:B:ALA:H	1:1225:B:ILE:HG21	12	0.23
(1,156)	1:1226:B:ALA:H	1:1225:B:ILE:HG22	12	0.23
(1,156)	1:1226:B:ALA:H	1:1225:B:ILE:HG23	12	0.23
(1,49)	1:1226:B:ALA:H	1:1225:B:ILE:HG21	12	0.23
(1,49)	1:1226:B:ALA:H	1:1225:B:ILE:HG22	12	0.23
(1,49)	1:1226:B:ALA:H	1:1225:B:ILE:HG23	12	0.23
(2,87)	1:1228:B:VAL:O	1:1232:B:ILE:H	2	0.22
(2,79)	1:1224:B:LEU:O	1:1228:B:VAL:H	14	0.22
(2,55)	1:1228:B:VAL:O	1:1232:B:ILE:H	2	0.22
(2,47)	1:1224:B:LEU:O	1:1228:B:VAL:H	14	0.22
(2,23)	1:1228:B:VAL:O	1:1232:B:ILE:H	2	0.22
(2,15)	1:1224:B:LEU:O	1:1228:B:VAL:H	14	0.22
(1,372)	1:1229:B:LEU:HD11	1:1227:B:ILE:H	4	0.22
(1,372)	1:1229:B:LEU:HD12	1:1227:B:ILE:H	4	0.22
(1,372)	1:1229:B:LEU:HD13	1:1227:B:ILE:H	4	0.22
(1,372)	1:1229:B:LEU:HD11	1:1227:B:ILE:H	11	0.22
(1,372)	1:1229:B:LEU:HD12	1:1227:B:ILE:H	11	0.22
(1,372)	1:1229:B:LEU:HD13	1:1227:B:ILE:H	11	0.22
(1,371)	1:1229:B:LEU:HD11	1:1227:B:ILE:H	4	0.22

Continued on next page...

Continued from previous page...

Key	Atom-1	Atom-2	Model ID	Violation (Å)
(1,371)	1:1229:B:LEU:HD12	1:1227:B:ILE:H	4	0.22
(1,371)	1:1229:B:LEU:HD13	1:1227:B:ILE:H	4	0.22
(1,371)	1:1229:B:LEU:HD11	1:1227:B:ILE:H	11	0.22
(1,371)	1:1229:B:LEU:HD12	1:1227:B:ILE:H	11	0.22
(1,371)	1:1229:B:LEU:HD13	1:1227:B:ILE:H	11	0.22
(1,370)	1:1229:B:LEU:HD11	1:1227:B:ILE:H	4	0.22
(1,370)	1:1229:B:LEU:HD12	1:1227:B:ILE:H	4	0.22
(1,370)	1:1229:B:LEU:HD13	1:1227:B:ILE:H	4	0.22
(1,370)	1:1229:B:LEU:HD11	1:1227:B:ILE:H	11	0.22
(1,370)	1:1229:B:LEU:HD12	1:1227:B:ILE:H	11	0.22
(1,370)	1:1229:B:LEU:HD13	1:1227:B:ILE:H	11	0.22
(1,336)	1:1222:B:ALA:H	1:1221:B:ILE:HD11	8	0.22
(1,336)	1:1222:B:ALA:H	1:1221:B:ILE:HD12	8	0.22
(1,336)	1:1222:B:ALA:H	1:1221:B:ILE:HD13	8	0.22
(1,335)	1:1222:B:ALA:H	1:1221:B:ILE:HD11	8	0.22
(1,335)	1:1222:B:ALA:H	1:1221:B:ILE:HD12	8	0.22
(1,335)	1:1222:B:ALA:H	1:1221:B:ILE:HD13	8	0.22
(1,334)	1:1222:B:ALA:H	1:1221:B:ILE:HD11	8	0.22
(1,334)	1:1222:B:ALA:H	1:1221:B:ILE:HD12	8	0.22
(1,334)	1:1222:B:ALA:H	1:1221:B:ILE:HD13	8	0.22
(1,315)	1:1235:B:SER:H	1:1234:B:LEU:HA	6	0.22
(1,315)	1:1235:B:SER:H	1:1234:B:LEU:HA	7	0.22
(1,315)	1:1235:B:SER:H	1:1234:B:LEU:HA	10	0.22
(1,313)	1:1234:B:LEU:HD21	1:1230:B:VAL:HA	9	0.22
(1,313)	1:1234:B:LEU:HD22	1:1230:B:VAL:HA	9	0.22
(1,313)	1:1234:B:LEU:HD23	1:1230:B:VAL:HA	9	0.22
(1,267)	1:1227:B:ILE:H	1:1224:B:LEU:HA	3	0.22
(1,226)	1:1221:B:ILE:H	1:1218:B:LEU:HA	5	0.22
(1,208)	1:1235:B:SER:H	1:1234:B:LEU:HA	6	0.22
(1,208)	1:1235:B:SER:H	1:1234:B:LEU:HA	7	0.22
(1,208)	1:1235:B:SER:H	1:1234:B:LEU:HA	10	0.22
(1,206)	1:1234:B:LEU:HD21	1:1230:B:VAL:HA	9	0.22
(1,206)	1:1234:B:LEU:HD22	1:1230:B:VAL:HA	9	0.22
(1,206)	1:1234:B:LEU:HD23	1:1230:B:VAL:HA	9	0.22
(1,160)	1:1227:B:ILE:H	1:1224:B:LEU:HA	3	0.22
(1,119)	1:1221:B:ILE:H	1:1218:B:LEU:HA	5	0.22
(1,101)	1:1235:B:SER:H	1:1234:B:LEU:HA	6	0.22
(1,101)	1:1235:B:SER:H	1:1234:B:LEU:HA	7	0.22
(1,101)	1:1235:B:SER:H	1:1234:B:LEU:HA	10	0.22
(1,99)	1:1234:B:LEU:HD21	1:1230:B:VAL:HA	9	0.22
(1,99)	1:1234:B:LEU:HD22	1:1230:B:VAL:HA	9	0.22
(1,99)	1:1234:B:LEU:HD23	1:1230:B:VAL:HA	9	0.22

Continued on next page...

Continued from previous page...

Key	Atom-1	Atom-2	Model ID	Violation (Å)
(1,53)	1:1227:B:ILE:H	1:1224:B:LEU:HA	3	0.22
(1,12)	1:1221:B:ILE:H	1:1218:B:LEU:HA	5	0.22
(2,87)	1:1228:B:VAL:O	1:1232:B:ILE:H	12	0.21
(2,55)	1:1228:B:VAL:O	1:1232:B:ILE:H	12	0.21
(2,23)	1:1228:B:VAL:O	1:1232:B:ILE:H	12	0.21
(1,354)	1:1225:B:ILE:HG21	1:1226:B:ALA:HA	2	0.21
(1,354)	1:1225:B:ILE:HG22	1:1226:B:ALA:HA	2	0.21
(1,354)	1:1225:B:ILE:HG23	1:1226:B:ALA:HA	2	0.21
(1,354)	1:1225:B:ILE:HG21	1:1226:B:ALA:HA	9	0.21
(1,354)	1:1225:B:ILE:HG22	1:1226:B:ALA:HA	9	0.21
(1,354)	1:1225:B:ILE:HG23	1:1226:B:ALA:HA	9	0.21
(1,353)	1:1225:B:ILE:HG21	1:1226:B:ALA:HA	2	0.21
(1,353)	1:1225:B:ILE:HG22	1:1226:B:ALA:HA	2	0.21
(1,353)	1:1225:B:ILE:HG23	1:1226:B:ALA:HA	2	0.21
(1,353)	1:1225:B:ILE:HG21	1:1226:B:ALA:HA	9	0.21
(1,353)	1:1225:B:ILE:HG22	1:1226:B:ALA:HA	9	0.21
(1,353)	1:1225:B:ILE:HG23	1:1226:B:ALA:HA	9	0.21
(1,352)	1:1225:B:ILE:HG21	1:1226:B:ALA:HA	2	0.21
(1,352)	1:1225:B:ILE:HG22	1:1226:B:ALA:HA	2	0.21
(1,352)	1:1225:B:ILE:HG23	1:1226:B:ALA:HA	2	0.21
(1,352)	1:1225:B:ILE:HG21	1:1226:B:ALA:HA	9	0.21
(1,352)	1:1225:B:ILE:HG22	1:1226:B:ALA:HA	9	0.21
(1,352)	1:1225:B:ILE:HG23	1:1226:B:ALA:HA	9	0.21
(1,336)	1:1222:B:ALA:H	1:1221:B:ILE:HD11	14	0.21
(1,336)	1:1222:B:ALA:H	1:1221:B:ILE:HD12	14	0.21
(1,336)	1:1222:B:ALA:H	1:1221:B:ILE:HD13	14	0.21
(1,335)	1:1222:B:ALA:H	1:1221:B:ILE:HD11	14	0.21
(1,335)	1:1222:B:ALA:H	1:1221:B:ILE:HD12	14	0.21
(1,335)	1:1222:B:ALA:H	1:1221:B:ILE:HD13	14	0.21
(1,334)	1:1222:B:ALA:H	1:1221:B:ILE:HD11	14	0.21
(1,334)	1:1222:B:ALA:H	1:1221:B:ILE:HD12	14	0.21
(1,334)	1:1222:B:ALA:H	1:1221:B:ILE:HD13	14	0.21
(1,315)	1:1235:B:SER:H	1:1234:B:LEU:HA	1	0.21
(1,315)	1:1235:B:SER:H	1:1234:B:LEU:HA	4	0.21
(1,315)	1:1235:B:SER:H	1:1234:B:LEU:HA	5	0.21
(1,315)	1:1235:B:SER:H	1:1234:B:LEU:HA	8	0.21
(1,315)	1:1235:B:SER:H	1:1234:B:LEU:HA	14	0.21
(1,267)	1:1227:B:ILE:H	1:1224:B:LEU:HA	11	0.21
(1,263)	1:1226:B:ALA:H	1:1225:B:ILE:HG21	1	0.21
(1,263)	1:1226:B:ALA:H	1:1225:B:ILE:HG22	1	0.21
(1,263)	1:1226:B:ALA:H	1:1225:B:ILE:HG23	1	0.21
(1,260)	1:1226:B:ALA:H	1:1223:B:GLY:HA2	5	0.21

Continued on next page...

Continued from previous page...

Key	Atom-1	Atom-2	Model ID	Violation (Å)
(1,260)	1:1226:B:ALA:H	1:1223:B:GLY:HA3	5	0.21
(1,260)	1:1226:B:ALA:H	1:1223:B:GLY:HA2	8	0.21
(1,260)	1:1226:B:ALA:H	1:1223:B:GLY:HA3	8	0.21
(1,233)	1:1222:B:ALA:H	1:1218:B:LEU:HD11	1	0.21
(1,233)	1:1222:B:ALA:H	1:1218:B:LEU:HD12	1	0.21
(1,233)	1:1222:B:ALA:H	1:1218:B:LEU:HD13	1	0.21
(1,233)	1:1222:B:ALA:H	1:1218:B:LEU:HD21	1	0.21
(1,233)	1:1222:B:ALA:H	1:1218:B:LEU:HD22	1	0.21
(1,233)	1:1222:B:ALA:H	1:1218:B:LEU:HD23	1	0.21
(1,231)	1:1221:B:ILE:HG21	1:1222:B:ALA:H	13	0.21
(1,231)	1:1221:B:ILE:HG22	1:1222:B:ALA:H	13	0.21
(1,231)	1:1221:B:ILE:HG23	1:1222:B:ALA:H	13	0.21
(1,226)	1:1221:B:ILE:H	1:1218:B:LEU:HA	10	0.21
(1,208)	1:1235:B:SER:H	1:1234:B:LEU:HA	1	0.21
(1,208)	1:1235:B:SER:H	1:1234:B:LEU:HA	4	0.21
(1,208)	1:1235:B:SER:H	1:1234:B:LEU:HA	5	0.21
(1,208)	1:1235:B:SER:H	1:1234:B:LEU:HA	8	0.21
(1,208)	1:1235:B:SER:H	1:1234:B:LEU:HA	14	0.21
(1,160)	1:1227:B:ILE:H	1:1224:B:LEU:HA	11	0.21
(1,156)	1:1226:B:ALA:H	1:1225:B:ILE:HG21	1	0.21
(1,156)	1:1226:B:ALA:H	1:1225:B:ILE:HG22	1	0.21
(1,156)	1:1226:B:ALA:H	1:1225:B:ILE:HG23	1	0.21
(1,153)	1:1226:B:ALA:H	1:1223:B:GLY:HA2	5	0.21
(1,153)	1:1226:B:ALA:H	1:1223:B:GLY:HA3	5	0.21
(1,153)	1:1226:B:ALA:H	1:1223:B:GLY:HA2	8	0.21
(1,153)	1:1226:B:ALA:H	1:1223:B:GLY:HA3	8	0.21
(1,126)	1:1222:B:ALA:H	1:1218:B:LEU:HD11	1	0.21
(1,126)	1:1222:B:ALA:H	1:1218:B:LEU:HD12	1	0.21
(1,126)	1:1222:B:ALA:H	1:1218:B:LEU:HD13	1	0.21
(1,126)	1:1222:B:ALA:H	1:1218:B:LEU:HD21	1	0.21
(1,126)	1:1222:B:ALA:H	1:1218:B:LEU:HD22	1	0.21
(1,126)	1:1222:B:ALA:H	1:1218:B:LEU:HD23	1	0.21
(1,124)	1:1221:B:ILE:HG21	1:1222:B:ALA:H	13	0.21
(1,124)	1:1221:B:ILE:HG22	1:1222:B:ALA:H	13	0.21
(1,124)	1:1221:B:ILE:HG23	1:1222:B:ALA:H	13	0.21
(1,119)	1:1221:B:ILE:H	1:1218:B:LEU:HA	10	0.21
(1,101)	1:1235:B:SER:H	1:1234:B:LEU:HA	1	0.21
(1,101)	1:1235:B:SER:H	1:1234:B:LEU:HA	4	0.21
(1,101)	1:1235:B:SER:H	1:1234:B:LEU:HA	5	0.21
(1,101)	1:1235:B:SER:H	1:1234:B:LEU:HA	8	0.21
(1,101)	1:1235:B:SER:H	1:1234:B:LEU:HA	14	0.21
(1,53)	1:1227:B:ILE:H	1:1224:B:LEU:HA	11	0.21

Continued on next page...

Continued from previous page...

Key	Atom-1	Atom-2	Model ID	Violation (Å)
(1,49)	1:1226:B:ALA:H	1:1225:B:ILE:HG21	1	0.21
(1,49)	1:1226:B:ALA:H	1:1225:B:ILE:HG22	1	0.21
(1,49)	1:1226:B:ALA:H	1:1225:B:ILE:HG23	1	0.21
(1,46)	1:1226:B:ALA:H	1:1223:B:GLY:HA2	5	0.21
(1,46)	1:1226:B:ALA:H	1:1223:B:GLY:HA3	5	0.21
(1,46)	1:1226:B:ALA:H	1:1223:B:GLY:HA2	8	0.21
(1,46)	1:1226:B:ALA:H	1:1223:B:GLY:HA3	8	0.21
(1,19)	1:1222:B:ALA:H	1:1218:B:LEU:HD11	1	0.21
(1,19)	1:1222:B:ALA:H	1:1218:B:LEU:HD12	1	0.21
(1,19)	1:1222:B:ALA:H	1:1218:B:LEU:HD13	1	0.21
(1,19)	1:1222:B:ALA:H	1:1218:B:LEU:HD21	1	0.21
(1,19)	1:1222:B:ALA:H	1:1218:B:LEU:HD22	1	0.21
(1,19)	1:1222:B:ALA:H	1:1218:B:LEU:HD23	1	0.21
(1,17)	1:1221:B:ILE:HG21	1:1222:B:ALA:H	13	0.21
(1,17)	1:1221:B:ILE:HG22	1:1222:B:ALA:H	13	0.21
(1,17)	1:1221:B:ILE:HG23	1:1222:B:ALA:H	13	0.21
(1,12)	1:1221:B:ILE:H	1:1218:B:LEU:HA	10	0.21
(2,89)	1:1229:B:LEU:O	1:1233:B:LEU:H	3	0.2
(2,85)	1:1227:B:ILE:O	1:1231:B:THR:H	2	0.2
(2,85)	1:1227:B:ILE:O	1:1231:B:THR:H	9	0.2
(2,85)	1:1227:B:ILE:O	1:1231:B:THR:H	14	0.2
(2,80)	1:1224:B:LEU:O	1:1228:B:VAL:N	8	0.2
(2,79)	1:1224:B:LEU:O	1:1228:B:VAL:H	3	0.2
(2,79)	1:1224:B:LEU:O	1:1228:B:VAL:H	13	0.2
(2,67)	1:1218:B:LEU:O	1:1222:B:ALA:H	9	0.2
(2,65)	1:1217:B:TRP:O	1:1221:B:ILE:H	1	0.2
(2,57)	1:1229:B:LEU:O	1:1233:B:LEU:H	3	0.2
(2,53)	1:1227:B:ILE:O	1:1231:B:THR:H	2	0.2
(2,53)	1:1227:B:ILE:O	1:1231:B:THR:H	9	0.2
(2,53)	1:1227:B:ILE:O	1:1231:B:THR:H	14	0.2
(2,48)	1:1224:B:LEU:O	1:1228:B:VAL:N	8	0.2
(2,47)	1:1224:B:LEU:O	1:1228:B:VAL:H	3	0.2
(2,47)	1:1224:B:LEU:O	1:1228:B:VAL:H	13	0.2
(2,35)	1:1218:B:LEU:O	1:1222:B:ALA:H	9	0.2
(2,33)	1:1217:B:TRP:O	1:1221:B:ILE:H	1	0.2
(2,25)	1:1229:B:LEU:O	1:1233:B:LEU:H	3	0.2
(2,21)	1:1227:B:ILE:O	1:1231:B:THR:H	2	0.2
(2,21)	1:1227:B:ILE:O	1:1231:B:THR:H	9	0.2
(2,21)	1:1227:B:ILE:O	1:1231:B:THR:H	14	0.2
(2,16)	1:1224:B:LEU:O	1:1228:B:VAL:N	8	0.2
(2,15)	1:1224:B:LEU:O	1:1228:B:VAL:H	3	0.2
(2,15)	1:1224:B:LEU:O	1:1228:B:VAL:H	13	0.2

Continued on next page...

Continued from previous page...

Key	Atom-1	Atom-2	Model ID	Violation (Å)
(2,3)	1:1218:B:LEU:O	1:1222:B:ALA:H	9	0.2
(2,1)	1:1217:B:TRP:O	1:1221:B:ILE:H	1	0.2
(1,336)	1:1222:B:ALA:H	1:1221:B:ILE:HD11	3	0.2
(1,336)	1:1222:B:ALA:H	1:1221:B:ILE:HD12	3	0.2
(1,336)	1:1222:B:ALA:H	1:1221:B:ILE:HD13	3	0.2
(1,335)	1:1222:B:ALA:H	1:1221:B:ILE:HD11	3	0.2
(1,335)	1:1222:B:ALA:H	1:1221:B:ILE:HD12	3	0.2
(1,335)	1:1222:B:ALA:H	1:1221:B:ILE:HD13	3	0.2
(1,334)	1:1222:B:ALA:H	1:1221:B:ILE:HD11	3	0.2
(1,334)	1:1222:B:ALA:H	1:1221:B:ILE:HD12	3	0.2
(1,334)	1:1222:B:ALA:H	1:1221:B:ILE:HD13	3	0.2
(1,315)	1:1235:B:SER:H	1:1234:B:LEU:HA	2	0.2
(1,315)	1:1235:B:SER:H	1:1234:B:LEU:HA	9	0.2
(1,315)	1:1235:B:SER:H	1:1234:B:LEU:HA	11	0.2
(1,313)	1:1234:B:LEU:HD21	1:1230:B:VAL:HA	8	0.2
(1,313)	1:1234:B:LEU:HD22	1:1230:B:VAL:HA	8	0.2
(1,313)	1:1234:B:LEU:HD23	1:1230:B:VAL:HA	8	0.2
(1,278)	1:1229:B:LEU:H	1:1226:B:ALA:HB1	2	0.2
(1,278)	1:1229:B:LEU:H	1:1226:B:ALA:HB2	2	0.2
(1,278)	1:1229:B:LEU:H	1:1226:B:ALA:HB3	2	0.2
(1,267)	1:1227:B:ILE:H	1:1224:B:LEU:HA	5	0.2
(1,263)	1:1226:B:ALA:H	1:1225:B:ILE:HG21	5	0.2
(1,263)	1:1226:B:ALA:H	1:1225:B:ILE:HG22	5	0.2
(1,263)	1:1226:B:ALA:H	1:1225:B:ILE:HG23	5	0.2
(1,263)	1:1226:B:ALA:H	1:1225:B:ILE:HG21	8	0.2
(1,263)	1:1226:B:ALA:H	1:1225:B:ILE:HG22	8	0.2
(1,263)	1:1226:B:ALA:H	1:1225:B:ILE:HG23	8	0.2
(1,263)	1:1226:B:ALA:H	1:1225:B:ILE:HG21	14	0.2
(1,263)	1:1226:B:ALA:H	1:1225:B:ILE:HG22	14	0.2
(1,263)	1:1226:B:ALA:H	1:1225:B:ILE:HG23	14	0.2
(1,245)	1:1224:B:LEU:H	1:1221:B:ILE:HA	11	0.2
(1,230)	1:1221:B:ILE:HG21	1:1218:B:LEU:HA	9	0.2
(1,230)	1:1221:B:ILE:HG22	1:1218:B:LEU:HA	9	0.2
(1,230)	1:1221:B:ILE:HG23	1:1218:B:LEU:HA	9	0.2
(1,224)	1:1220:B:PHE:H	1:1220:B:PHE:HB3	5	0.2
(1,208)	1:1235:B:SER:H	1:1234:B:LEU:HA	2	0.2
(1,208)	1:1235:B:SER:H	1:1234:B:LEU:HA	9	0.2
(1,208)	1:1235:B:SER:H	1:1234:B:LEU:HA	11	0.2
(1,206)	1:1234:B:LEU:HD21	1:1230:B:VAL:HA	8	0.2
(1,206)	1:1234:B:LEU:HD22	1:1230:B:VAL:HA	8	0.2
(1,206)	1:1234:B:LEU:HD23	1:1230:B:VAL:HA	8	0.2
(1,171)	1:1229:B:LEU:H	1:1226:B:ALA:HB1	2	0.2

Continued on next page...

Continued from previous page...

Key	Atom-1	Atom-2	Model ID	Violation (Å)
(1,171)	1:1229:B:LEU:H	1:1226:B:ALA:HB2	2	0.2
(1,171)	1:1229:B:LEU:H	1:1226:B:ALA:HB3	2	0.2
(1,160)	1:1227:B:ILE:H	1:1224:B:LEU:HA	5	0.2
(1,156)	1:1226:B:ALA:H	1:1225:B:ILE:HG21	5	0.2
(1,156)	1:1226:B:ALA:H	1:1225:B:ILE:HG22	5	0.2
(1,156)	1:1226:B:ALA:H	1:1225:B:ILE:HG23	5	0.2
(1,156)	1:1226:B:ALA:H	1:1225:B:ILE:HG21	8	0.2
(1,156)	1:1226:B:ALA:H	1:1225:B:ILE:HG22	8	0.2
(1,156)	1:1226:B:ALA:H	1:1225:B:ILE:HG23	8	0.2
(1,156)	1:1226:B:ALA:H	1:1225:B:ILE:HG21	14	0.2
(1,156)	1:1226:B:ALA:H	1:1225:B:ILE:HG22	14	0.2
(1,156)	1:1226:B:ALA:H	1:1225:B:ILE:HG23	14	0.2
(1,138)	1:1224:B:LEU:H	1:1221:B:ILE:HA	11	0.2
(1,123)	1:1221:B:ILE:HG21	1:1218:B:LEU:HA	9	0.2
(1,123)	1:1221:B:ILE:HG22	1:1218:B:LEU:HA	9	0.2
(1,123)	1:1221:B:ILE:HG23	1:1218:B:LEU:HA	9	0.2
(1,117)	1:1220:B:PHE:H	1:1220:B:PHE:HB3	5	0.2
(1,101)	1:1235:B:SER:H	1:1234:B:LEU:HA	2	0.2
(1,101)	1:1235:B:SER:H	1:1234:B:LEU:HA	9	0.2
(1,101)	1:1235:B:SER:H	1:1234:B:LEU:HA	11	0.2
(1,99)	1:1234:B:LEU:HD21	1:1230:B:VAL:HA	8	0.2
(1,99)	1:1234:B:LEU:HD22	1:1230:B:VAL:HA	8	0.2
(1,99)	1:1234:B:LEU:HD23	1:1230:B:VAL:HA	8	0.2
(1,64)	1:1229:B:LEU:H	1:1226:B:ALA:HB1	2	0.2
(1,64)	1:1229:B:LEU:H	1:1226:B:ALA:HB2	2	0.2
(1,64)	1:1229:B:LEU:H	1:1226:B:ALA:HB3	2	0.2
(1,53)	1:1227:B:ILE:H	1:1224:B:LEU:HA	5	0.2
(1,49)	1:1226:B:ALA:H	1:1225:B:ILE:HG21	5	0.2
(1,49)	1:1226:B:ALA:H	1:1225:B:ILE:HG22	5	0.2
(1,49)	1:1226:B:ALA:H	1:1225:B:ILE:HG23	5	0.2
(1,49)	1:1226:B:ALA:H	1:1225:B:ILE:HG21	8	0.2
(1,49)	1:1226:B:ALA:H	1:1225:B:ILE:HG22	8	0.2
(1,49)	1:1226:B:ALA:H	1:1225:B:ILE:HG23	8	0.2
(1,49)	1:1226:B:ALA:H	1:1225:B:ILE:HG21	14	0.2
(1,49)	1:1226:B:ALA:H	1:1225:B:ILE:HG22	14	0.2
(1,49)	1:1226:B:ALA:H	1:1225:B:ILE:HG23	14	0.2
(1,31)	1:1224:B:LEU:H	1:1221:B:ILE:HA	11	0.2
(1,16)	1:1221:B:ILE:HG21	1:1218:B:LEU:HA	9	0.2
(1,16)	1:1221:B:ILE:HG22	1:1218:B:LEU:HA	9	0.2
(1,16)	1:1221:B:ILE:HG23	1:1218:B:LEU:HA	9	0.2
(1,10)	1:1220:B:PHE:H	1:1220:B:PHE:HB3	5	0.2
(2,85)	1:1227:B:ILE:O	1:1231:B:THR:H	10	0.19

Continued on next page...

Continued from previous page...

Key	Atom-1	Atom-2	Model ID	Violation (Å)
(2,53)	1:1227:B:ILE:O	1:1231:B:THR:H	10	0.19
(2,21)	1:1227:B:ILE:O	1:1231:B:THR:H	10	0.19
(1,372)	1:1229:B:LEU:HD11	1:1227:B:ILE:H	7	0.19
(1,372)	1:1229:B:LEU:HD12	1:1227:B:ILE:H	7	0.19
(1,372)	1:1229:B:LEU:HD13	1:1227:B:ILE:H	7	0.19
(1,371)	1:1229:B:LEU:HD11	1:1227:B:ILE:H	7	0.19
(1,371)	1:1229:B:LEU:HD12	1:1227:B:ILE:H	7	0.19
(1,371)	1:1229:B:LEU:HD13	1:1227:B:ILE:H	7	0.19
(1,370)	1:1229:B:LEU:HD11	1:1227:B:ILE:H	7	0.19
(1,370)	1:1229:B:LEU:HD12	1:1227:B:ILE:H	7	0.19
(1,370)	1:1229:B:LEU:HD13	1:1227:B:ILE:H	7	0.19
(1,354)	1:1225:B:ILE:HG21	1:1226:B:ALA:HA	11	0.19
(1,354)	1:1225:B:ILE:HG22	1:1226:B:ALA:HA	11	0.19
(1,354)	1:1225:B:ILE:HG23	1:1226:B:ALA:HA	11	0.19
(1,353)	1:1225:B:ILE:HG21	1:1226:B:ALA:HA	11	0.19
(1,353)	1:1225:B:ILE:HG22	1:1226:B:ALA:HA	11	0.19
(1,353)	1:1225:B:ILE:HG23	1:1226:B:ALA:HA	11	0.19
(1,352)	1:1225:B:ILE:HG21	1:1226:B:ALA:HA	11	0.19
(1,352)	1:1225:B:ILE:HG22	1:1226:B:ALA:HA	11	0.19
(1,352)	1:1225:B:ILE:HG23	1:1226:B:ALA:HA	11	0.19
(1,285)	1:1230:B:VAL:H	1:1227:B:ILE:HA	6	0.19
(1,283)	1:1229:B:LEU:HD11	1:1225:B:ILE:HA	5	0.19
(1,283)	1:1229:B:LEU:HD12	1:1225:B:ILE:HA	5	0.19
(1,283)	1:1229:B:LEU:HD13	1:1225:B:ILE:HA	5	0.19
(1,267)	1:1227:B:ILE:H	1:1224:B:LEU:HA	12	0.19
(1,267)	1:1227:B:ILE:H	1:1224:B:LEU:HA	13	0.19
(1,260)	1:1226:B:ALA:H	1:1223:B:GLY:HA2	6	0.19
(1,260)	1:1226:B:ALA:H	1:1223:B:GLY:HA3	6	0.19
(1,224)	1:1220:B:PHE:H	1:1220:B:PHE:HB3	4	0.19
(1,178)	1:1230:B:VAL:H	1:1227:B:ILE:HA	6	0.19
(1,176)	1:1229:B:LEU:HD11	1:1225:B:ILE:HA	5	0.19
(1,176)	1:1229:B:LEU:HD12	1:1225:B:ILE:HA	5	0.19
(1,176)	1:1229:B:LEU:HD13	1:1225:B:ILE:HA	5	0.19
(1,160)	1:1227:B:ILE:H	1:1224:B:LEU:HA	12	0.19
(1,160)	1:1227:B:ILE:H	1:1224:B:LEU:HA	13	0.19
(1,153)	1:1226:B:ALA:H	1:1223:B:GLY:HA2	6	0.19
(1,153)	1:1226:B:ALA:H	1:1223:B:GLY:HA3	6	0.19
(1,117)	1:1220:B:PHE:H	1:1220:B:PHE:HB3	4	0.19
(1,71)	1:1230:B:VAL:H	1:1227:B:ILE:HA	6	0.19
(1,69)	1:1229:B:LEU:HD11	1:1225:B:ILE:HA	5	0.19
(1,69)	1:1229:B:LEU:HD12	1:1225:B:ILE:HA	5	0.19
(1,69)	1:1229:B:LEU:HD13	1:1225:B:ILE:HA	5	0.19

Continued on next page...

Continued from previous page...

Key	Atom-1	Atom-2	Model ID	Violation (Å)
(1,53)	1:1227:B:ILE:H	1:1224:B:LEU:HA	12	0.19
(1,53)	1:1227:B:ILE:H	1:1224:B:LEU:HA	13	0.19
(1,46)	1:1226:B:ALA:H	1:1223:B:GLY:HA2	6	0.19
(1,46)	1:1226:B:ALA:H	1:1223:B:GLY:HA3	6	0.19
(1,10)	1:1220:B:PHE:H	1:1220:B:PHE:HB3	4	0.19
(2,87)	1:1228:B:VAL:O	1:1232:B:ILE:H	5	0.18
(2,85)	1:1227:B:ILE:O	1:1231:B:THR:H	13	0.18
(2,80)	1:1224:B:LEU:O	1:1228:B:VAL:N	7	0.18
(2,80)	1:1224:B:LEU:O	1:1228:B:VAL:N	12	0.18
(2,55)	1:1228:B:VAL:O	1:1232:B:ILE:H	5	0.18
(2,53)	1:1227:B:ILE:O	1:1231:B:THR:H	13	0.18
(2,48)	1:1224:B:LEU:O	1:1228:B:VAL:N	7	0.18
(2,48)	1:1224:B:LEU:O	1:1228:B:VAL:N	12	0.18
(2,23)	1:1228:B:VAL:O	1:1232:B:ILE:H	5	0.18
(2,21)	1:1227:B:ILE:O	1:1231:B:THR:H	13	0.18
(2,16)	1:1224:B:LEU:O	1:1228:B:VAL:N	7	0.18
(2,16)	1:1224:B:LEU:O	1:1228:B:VAL:N	12	0.18
(1,372)	1:1229:B:LEU:HD11	1:1227:B:ILE:H	3	0.18
(1,372)	1:1229:B:LEU:HD12	1:1227:B:ILE:H	3	0.18
(1,372)	1:1229:B:LEU:HD13	1:1227:B:ILE:H	3	0.18
(1,371)	1:1229:B:LEU:HD11	1:1227:B:ILE:H	3	0.18
(1,371)	1:1229:B:LEU:HD12	1:1227:B:ILE:H	3	0.18
(1,371)	1:1229:B:LEU:HD13	1:1227:B:ILE:H	3	0.18
(1,370)	1:1229:B:LEU:HD11	1:1227:B:ILE:H	3	0.18
(1,370)	1:1229:B:LEU:HD12	1:1227:B:ILE:H	3	0.18
(1,370)	1:1229:B:LEU:HD13	1:1227:B:ILE:H	3	0.18
(1,283)	1:1229:B:LEU:HD11	1:1225:B:ILE:HA	1	0.18
(1,283)	1:1229:B:LEU:HD12	1:1225:B:ILE:HA	1	0.18
(1,283)	1:1229:B:LEU:HD13	1:1225:B:ILE:HA	1	0.18
(1,278)	1:1229:B:LEU:H	1:1226:B:ALA:HB1	4	0.18
(1,278)	1:1229:B:LEU:H	1:1226:B:ALA:HB2	4	0.18
(1,278)	1:1229:B:LEU:H	1:1226:B:ALA:HB3	4	0.18
(1,267)	1:1227:B:ILE:H	1:1224:B:LEU:HA	14	0.18
(1,233)	1:1222:B:ALA:H	1:1218:B:LEU:HD11	11	0.18
(1,233)	1:1222:B:ALA:H	1:1218:B:LEU:HD12	11	0.18
(1,233)	1:1222:B:ALA:H	1:1218:B:LEU:HD13	11	0.18
(1,233)	1:1222:B:ALA:H	1:1218:B:LEU:HD21	11	0.18
(1,233)	1:1222:B:ALA:H	1:1218:B:LEU:HD22	11	0.18
(1,233)	1:1222:B:ALA:H	1:1218:B:LEU:HD23	11	0.18
(1,226)	1:1221:B:ILE:H	1:1218:B:LEU:HA	4	0.18
(1,224)	1:1220:B:PHE:H	1:1220:B:PHE:HB3	11	0.18
(1,176)	1:1229:B:LEU:HD11	1:1225:B:ILE:HA	1	0.18

Continued on next page...

Continued from previous page...

Key	Atom-1	Atom-2	Model ID	Violation (Å)
(1,176)	1:1229:B:LEU:HD12	1:1225:B:ILE:HA	1	0.18
(1,176)	1:1229:B:LEU:HD13	1:1225:B:ILE:HA	1	0.18
(1,171)	1:1229:B:LEU:H	1:1226:B:ALA:HB1	4	0.18
(1,171)	1:1229:B:LEU:H	1:1226:B:ALA:HB2	4	0.18
(1,171)	1:1229:B:LEU:H	1:1226:B:ALA:HB3	4	0.18
(1,160)	1:1227:B:ILE:H	1:1224:B:LEU:HA	14	0.18
(1,126)	1:1222:B:ALA:H	1:1218:B:LEU:HD11	11	0.18
(1,126)	1:1222:B:ALA:H	1:1218:B:LEU:HD12	11	0.18
(1,126)	1:1222:B:ALA:H	1:1218:B:LEU:HD13	11	0.18
(1,126)	1:1222:B:ALA:H	1:1218:B:LEU:HD21	11	0.18
(1,126)	1:1222:B:ALA:H	1:1218:B:LEU:HD22	11	0.18
(1,126)	1:1222:B:ALA:H	1:1218:B:LEU:HD23	11	0.18
(1,119)	1:1221:B:ILE:H	1:1218:B:LEU:HA	4	0.18
(1,117)	1:1220:B:PHE:H	1:1220:B:PHE:HB3	11	0.18
(1,69)	1:1229:B:LEU:HD11	1:1225:B:ILE:HA	1	0.18
(1,69)	1:1229:B:LEU:HD12	1:1225:B:ILE:HA	1	0.18
(1,69)	1:1229:B:LEU:HD13	1:1225:B:ILE:HA	1	0.18
(1,64)	1:1229:B:LEU:H	1:1226:B:ALA:HB1	4	0.18
(1,64)	1:1229:B:LEU:H	1:1226:B:ALA:HB2	4	0.18
(1,64)	1:1229:B:LEU:H	1:1226:B:ALA:HB3	4	0.18
(1,53)	1:1227:B:ILE:H	1:1224:B:LEU:HA	14	0.18
(1,19)	1:1222:B:ALA:H	1:1218:B:LEU:HD11	11	0.18
(1,19)	1:1222:B:ALA:H	1:1218:B:LEU:HD12	11	0.18
(1,19)	1:1222:B:ALA:H	1:1218:B:LEU:HD13	11	0.18
(1,19)	1:1222:B:ALA:H	1:1218:B:LEU:HD21	11	0.18
(1,19)	1:1222:B:ALA:H	1:1218:B:LEU:HD22	11	0.18
(1,19)	1:1222:B:ALA:H	1:1218:B:LEU:HD23	11	0.18
(1,12)	1:1221:B:ILE:H	1:1218:B:LEU:HA	4	0.18
(1,10)	1:1220:B:PHE:H	1:1220:B:PHE:HB3	11	0.18
(2,94)	1:1231:B:THR:O	1:1235:B:SER:N	3	0.17
(2,89)	1:1229:B:LEU:O	1:1233:B:LEU:H	5	0.17
(2,87)	1:1228:B:VAL:O	1:1232:B:ILE:H	3	0.17
(2,80)	1:1224:B:LEU:O	1:1228:B:VAL:N	5	0.17
(2,80)	1:1224:B:LEU:O	1:1228:B:VAL:N	14	0.17
(2,79)	1:1224:B:LEU:O	1:1228:B:VAL:H	11	0.17
(2,75)	1:1222:B:ALA:O	1:1226:B:ALA:H	1	0.17
(2,62)	1:1231:B:THR:O	1:1235:B:SER:N	3	0.17
(2,57)	1:1229:B:LEU:O	1:1233:B:LEU:H	5	0.17
(2,55)	1:1228:B:VAL:O	1:1232:B:ILE:H	3	0.17
(2,48)	1:1224:B:LEU:O	1:1228:B:VAL:N	5	0.17
(2,48)	1:1224:B:LEU:O	1:1228:B:VAL:N	14	0.17
(2,47)	1:1224:B:LEU:O	1:1228:B:VAL:H	11	0.17

Continued on next page...

Continued from previous page...

Key	Atom-1	Atom-2	Model ID	Violation (Å)
(2,43)	1:1222:B:ALA:O	1:1226:B:ALA:H	1	0.17
(2,30)	1:1231:B:THR:O	1:1235:B:SER:N	3	0.17
(2,25)	1:1229:B:LEU:O	1:1233:B:LEU:H	5	0.17
(2,23)	1:1228:B:VAL:O	1:1232:B:ILE:H	3	0.17
(2,16)	1:1224:B:LEU:O	1:1228:B:VAL:N	5	0.17
(2,16)	1:1224:B:LEU:O	1:1228:B:VAL:N	14	0.17
(2,15)	1:1224:B:LEU:O	1:1228:B:VAL:H	11	0.17
(2,11)	1:1222:B:ALA:O	1:1226:B:ALA:H	1	0.17
(1,351)	1:1225:B:ILE:HD11	1:1222:B:ALA:HB1	12	0.17
(1,351)	1:1225:B:ILE:HD11	1:1222:B:ALA:HB2	12	0.17
(1,351)	1:1225:B:ILE:HD11	1:1222:B:ALA:HB3	12	0.17
(1,351)	1:1225:B:ILE:HD12	1:1222:B:ALA:HB1	12	0.17
(1,351)	1:1225:B:ILE:HD12	1:1222:B:ALA:HB2	12	0.17
(1,351)	1:1225:B:ILE:HD12	1:1222:B:ALA:HB3	12	0.17
(1,351)	1:1225:B:ILE:HD13	1:1222:B:ALA:HB1	12	0.17
(1,351)	1:1225:B:ILE:HD13	1:1222:B:ALA:HB2	12	0.17
(1,351)	1:1225:B:ILE:HD13	1:1222:B:ALA:HB3	12	0.17
(1,350)	1:1225:B:ILE:HD11	1:1222:B:ALA:HB1	12	0.17
(1,350)	1:1225:B:ILE:HD11	1:1222:B:ALA:HB2	12	0.17
(1,350)	1:1225:B:ILE:HD11	1:1222:B:ALA:HB3	12	0.17
(1,350)	1:1225:B:ILE:HD12	1:1222:B:ALA:HB1	12	0.17
(1,350)	1:1225:B:ILE:HD12	1:1222:B:ALA:HB2	12	0.17
(1,350)	1:1225:B:ILE:HD12	1:1222:B:ALA:HB3	12	0.17
(1,350)	1:1225:B:ILE:HD13	1:1222:B:ALA:HB1	12	0.17
(1,350)	1:1225:B:ILE:HD13	1:1222:B:ALA:HB2	12	0.17
(1,350)	1:1225:B:ILE:HD13	1:1222:B:ALA:HB3	12	0.17
(1,349)	1:1225:B:ILE:HD11	1:1222:B:ALA:HB1	12	0.17
(1,349)	1:1225:B:ILE:HD11	1:1222:B:ALA:HB2	12	0.17
(1,349)	1:1225:B:ILE:HD11	1:1222:B:ALA:HB3	12	0.17
(1,349)	1:1225:B:ILE:HD12	1:1222:B:ALA:HB1	12	0.17
(1,349)	1:1225:B:ILE:HD12	1:1222:B:ALA:HB2	12	0.17
(1,349)	1:1225:B:ILE:HD12	1:1222:B:ALA:HB3	12	0.17
(1,349)	1:1225:B:ILE:HD13	1:1222:B:ALA:HB1	12	0.17
(1,349)	1:1225:B:ILE:HD13	1:1222:B:ALA:HB2	12	0.17
(1,349)	1:1225:B:ILE:HD13	1:1222:B:ALA:HB3	12	0.17
(1,336)	1:1222:B:ALA:H	1:1221:B:ILE:HD11	2	0.17
(1,336)	1:1222:B:ALA:H	1:1221:B:ILE:HD12	2	0.17
(1,336)	1:1222:B:ALA:H	1:1221:B:ILE:HD13	2	0.17
(1,335)	1:1222:B:ALA:H	1:1221:B:ILE:HD11	2	0.17
(1,335)	1:1222:B:ALA:H	1:1221:B:ILE:HD12	2	0.17
(1,335)	1:1222:B:ALA:H	1:1221:B:ILE:HD13	2	0.17
(1,334)	1:1222:B:ALA:H	1:1221:B:ILE:HD11	2	0.17

Continued on next page...

Continued from previous page...

Key	Atom-1	Atom-2	Model ID	Violation (Å)
(1,334)	1:1222:B:ALA:H	1:1221:B:ILE:HD12	2	0.17
(1,334)	1:1222:B:ALA:H	1:1221:B:ILE:HD13	2	0.17
(1,315)	1:1235:B:SER:H	1:1234:B:LEU:HA	12	0.17
(1,315)	1:1235:B:SER:H	1:1234:B:LEU:HA	13	0.17
(1,313)	1:1234:B:LEU:HD21	1:1230:B:VAL:HA	4	0.17
(1,313)	1:1234:B:LEU:HD22	1:1230:B:VAL:HA	4	0.17
(1,313)	1:1234:B:LEU:HD23	1:1230:B:VAL:HA	4	0.17
(1,307)	1:1233:B:LEU:HD11	1:1230:B:VAL:HA	8	0.17
(1,307)	1:1233:B:LEU:HD12	1:1230:B:VAL:HA	8	0.17
(1,307)	1:1233:B:LEU:HD13	1:1230:B:VAL:HA	8	0.17
(1,278)	1:1229:B:LEU:H	1:1226:B:ALA:HB1	5	0.17
(1,278)	1:1229:B:LEU:H	1:1226:B:ALA:HB2	5	0.17
(1,278)	1:1229:B:LEU:H	1:1226:B:ALA:HB3	5	0.17
(1,267)	1:1227:B:ILE:H	1:1224:B:LEU:HA	4	0.17
(1,267)	1:1227:B:ILE:H	1:1224:B:LEU:HA	10	0.17
(1,260)	1:1226:B:ALA:H	1:1223:B:GLY:HA2	3	0.17
(1,260)	1:1226:B:ALA:H	1:1223:B:GLY:HA3	3	0.17
(1,258)	1:1225:B:ILE:HD11	1:1221:B:ILE:HA	4	0.17
(1,258)	1:1225:B:ILE:HD12	1:1221:B:ILE:HA	4	0.17
(1,258)	1:1225:B:ILE:HD13	1:1221:B:ILE:HA	4	0.17
(1,245)	1:1224:B:LEU:H	1:1221:B:ILE:HA	6	0.17
(1,230)	1:1221:B:ILE:HG21	1:1218:B:LEU:HA	2	0.17
(1,230)	1:1221:B:ILE:HG22	1:1218:B:LEU:HA	2	0.17
(1,230)	1:1221:B:ILE:HG23	1:1218:B:LEU:HA	2	0.17
(1,230)	1:1221:B:ILE:HG21	1:1218:B:LEU:HA	3	0.17
(1,230)	1:1221:B:ILE:HG22	1:1218:B:LEU:HA	3	0.17
(1,230)	1:1221:B:ILE:HG23	1:1218:B:LEU:HA	3	0.17
(1,208)	1:1235:B:SER:H	1:1234:B:LEU:HA	12	0.17
(1,208)	1:1235:B:SER:H	1:1234:B:LEU:HA	13	0.17
(1,206)	1:1234:B:LEU:HD21	1:1230:B:VAL:HA	4	0.17
(1,206)	1:1234:B:LEU:HD22	1:1230:B:VAL:HA	4	0.17
(1,206)	1:1234:B:LEU:HD23	1:1230:B:VAL:HA	4	0.17
(1,200)	1:1233:B:LEU:HD11	1:1230:B:VAL:HA	8	0.17
(1,200)	1:1233:B:LEU:HD12	1:1230:B:VAL:HA	8	0.17
(1,200)	1:1233:B:LEU:HD13	1:1230:B:VAL:HA	8	0.17
(1,171)	1:1229:B:LEU:H	1:1226:B:ALA:HB1	5	0.17
(1,171)	1:1229:B:LEU:H	1:1226:B:ALA:HB2	5	0.17
(1,171)	1:1229:B:LEU:H	1:1226:B:ALA:HB3	5	0.17
(1,160)	1:1227:B:ILE:H	1:1224:B:LEU:HA	4	0.17
(1,160)	1:1227:B:ILE:H	1:1224:B:LEU:HA	10	0.17
(1,153)	1:1226:B:ALA:H	1:1223:B:GLY:HA2	3	0.17
(1,153)	1:1226:B:ALA:H	1:1223:B:GLY:HA3	3	0.17

Continued on next page...

Continued from previous page...

Key	Atom-1	Atom-2	Model ID	Violation (Å)
(1,151)	1:1225:B:ILE:HD11	1:1221:B:ILE:HA	4	0.17
(1,151)	1:1225:B:ILE:HD12	1:1221:B:ILE:HA	4	0.17
(1,151)	1:1225:B:ILE:HD13	1:1221:B:ILE:HA	4	0.17
(1,138)	1:1224:B:LEU:H	1:1221:B:ILE:HA	6	0.17
(1,123)	1:1221:B:ILE:HG21	1:1218:B:LEU:HA	2	0.17
(1,123)	1:1221:B:ILE:HG22	1:1218:B:LEU:HA	2	0.17
(1,123)	1:1221:B:ILE:HG23	1:1218:B:LEU:HA	2	0.17
(1,123)	1:1221:B:ILE:HG21	1:1218:B:LEU:HA	3	0.17
(1,123)	1:1221:B:ILE:HG22	1:1218:B:LEU:HA	3	0.17
(1,123)	1:1221:B:ILE:HG23	1:1218:B:LEU:HA	3	0.17
(1,101)	1:1235:B:SER:H	1:1234:B:LEU:HA	12	0.17
(1,101)	1:1235:B:SER:H	1:1234:B:LEU:HA	13	0.17
(1,99)	1:1234:B:LEU:HD21	1:1230:B:VAL:HA	4	0.17
(1,99)	1:1234:B:LEU:HD22	1:1230:B:VAL:HA	4	0.17
(1,99)	1:1234:B:LEU:HD23	1:1230:B:VAL:HA	4	0.17
(1,93)	1:1233:B:LEU:HD11	1:1230:B:VAL:HA	8	0.17
(1,93)	1:1233:B:LEU:HD12	1:1230:B:VAL:HA	8	0.17
(1,93)	1:1233:B:LEU:HD13	1:1230:B:VAL:HA	8	0.17
(1,64)	1:1229:B:LEU:H	1:1226:B:ALA:HB1	5	0.17
(1,64)	1:1229:B:LEU:H	1:1226:B:ALA:HB2	5	0.17
(1,64)	1:1229:B:LEU:H	1:1226:B:ALA:HB3	5	0.17
(1,53)	1:1227:B:ILE:H	1:1224:B:LEU:HA	4	0.17
(1,53)	1:1227:B:ILE:H	1:1224:B:LEU:HA	10	0.17
(1,46)	1:1226:B:ALA:H	1:1223:B:GLY:HA2	3	0.17
(1,46)	1:1226:B:ALA:H	1:1223:B:GLY:HA3	3	0.17
(1,44)	1:1225:B:ILE:HD11	1:1221:B:ILE:HA	4	0.17
(1,44)	1:1225:B:ILE:HD12	1:1221:B:ILE:HA	4	0.17
(1,44)	1:1225:B:ILE:HD13	1:1221:B:ILE:HA	4	0.17
(1,31)	1:1224:B:LEU:H	1:1221:B:ILE:HA	6	0.17
(1,16)	1:1221:B:ILE:HG21	1:1218:B:LEU:HA	2	0.17
(1,16)	1:1221:B:ILE:HG22	1:1218:B:LEU:HA	2	0.17
(1,16)	1:1221:B:ILE:HG23	1:1218:B:LEU:HA	2	0.17
(1,16)	1:1221:B:ILE:HG21	1:1218:B:LEU:HA	3	0.17
(1,16)	1:1221:B:ILE:HG22	1:1218:B:LEU:HA	3	0.17
(1,16)	1:1221:B:ILE:HG23	1:1218:B:LEU:HA	3	0.17
(2,85)	1:1227:B:ILE:O	1:1231:B:THR:H	3	0.16
(2,79)	1:1224:B:LEU:O	1:1228:B:VAL:H	9	0.16
(2,65)	1:1217:B:TRP:O	1:1221:B:ILE:H	10	0.16
(2,53)	1:1227:B:ILE:O	1:1231:B:THR:H	3	0.16
(2,47)	1:1224:B:LEU:O	1:1228:B:VAL:H	9	0.16
(2,33)	1:1217:B:TRP:O	1:1221:B:ILE:H	10	0.16
(2,21)	1:1227:B:ILE:O	1:1231:B:THR:H	3	0.16

Continued on next page...

Continued from previous page...

Key	Atom-1	Atom-2	Model ID	Violation (Å)
(2,15)	1:1224:B:LEU:O	1:1228:B:VAL:H	9	0.16
(2,1)	1:1217:B:TRP:O	1:1221:B:ILE:H	10	0.16
(1,313)	1:1234:B:LEU:HD21	1:1230:B:VAL:HA	2	0.16
(1,313)	1:1234:B:LEU:HD22	1:1230:B:VAL:HA	2	0.16
(1,313)	1:1234:B:LEU:HD23	1:1230:B:VAL:HA	2	0.16
(1,271)	1:1228:B:VAL:H	1:1225:B:ILE:HA	12	0.16
(1,267)	1:1227:B:ILE:H	1:1224:B:LEU:HA	7	0.16
(1,263)	1:1226:B:ALA:H	1:1225:B:ILE:HG21	3	0.16
(1,263)	1:1226:B:ALA:H	1:1225:B:ILE:HG22	3	0.16
(1,263)	1:1226:B:ALA:H	1:1225:B:ILE:HG23	3	0.16
(1,245)	1:1224:B:LEU:H	1:1221:B:ILE:HA	9	0.16
(1,230)	1:1221:B:ILE:HG21	1:1218:B:LEU:HA	6	0.16
(1,230)	1:1221:B:ILE:HG22	1:1218:B:LEU:HA	6	0.16
(1,230)	1:1221:B:ILE:HG23	1:1218:B:LEU:HA	6	0.16
(1,206)	1:1234:B:LEU:HD21	1:1230:B:VAL:HA	2	0.16
(1,206)	1:1234:B:LEU:HD22	1:1230:B:VAL:HA	2	0.16
(1,206)	1:1234:B:LEU:HD23	1:1230:B:VAL:HA	2	0.16
(1,164)	1:1228:B:VAL:H	1:1225:B:ILE:HA	12	0.16
(1,160)	1:1227:B:ILE:H	1:1224:B:LEU:HA	7	0.16
(1,156)	1:1226:B:ALA:H	1:1225:B:ILE:HG21	3	0.16
(1,156)	1:1226:B:ALA:H	1:1225:B:ILE:HG22	3	0.16
(1,156)	1:1226:B:ALA:H	1:1225:B:ILE:HG23	3	0.16
(1,138)	1:1224:B:LEU:H	1:1221:B:ILE:HA	9	0.16
(1,123)	1:1221:B:ILE:HG21	1:1218:B:LEU:HA	6	0.16
(1,123)	1:1221:B:ILE:HG22	1:1218:B:LEU:HA	6	0.16
(1,123)	1:1221:B:ILE:HG23	1:1218:B:LEU:HA	6	0.16
(1,99)	1:1234:B:LEU:HD21	1:1230:B:VAL:HA	2	0.16
(1,99)	1:1234:B:LEU:HD22	1:1230:B:VAL:HA	2	0.16
(1,99)	1:1234:B:LEU:HD23	1:1230:B:VAL:HA	2	0.16
(1,57)	1:1228:B:VAL:H	1:1225:B:ILE:HA	12	0.16
(1,53)	1:1227:B:ILE:H	1:1224:B:LEU:HA	7	0.16
(1,49)	1:1226:B:ALA:H	1:1225:B:ILE:HG21	3	0.16
(1,49)	1:1226:B:ALA:H	1:1225:B:ILE:HG22	3	0.16
(1,49)	1:1226:B:ALA:H	1:1225:B:ILE:HG23	3	0.16
(1,31)	1:1224:B:LEU:H	1:1221:B:ILE:HA	9	0.16
(1,16)	1:1221:B:ILE:HG21	1:1218:B:LEU:HA	6	0.16
(1,16)	1:1221:B:ILE:HG22	1:1218:B:LEU:HA	6	0.16
(1,16)	1:1221:B:ILE:HG23	1:1218:B:LEU:HA	6	0.16
(2,95)	1:1232:B:ILE:O	1:1236:B:SER:H	3	0.15
(2,80)	1:1224:B:LEU:O	1:1228:B:VAL:N	10	0.15
(2,66)	1:1217:B:TRP:O	1:1221:B:ILE:N	7	0.15
(2,63)	1:1232:B:ILE:O	1:1236:B:SER:H	3	0.15

Continued on next page...

Continued from previous page...

Key	Atom-1	Atom-2	Model ID	Violation (Å)
(2,48)	1:1224:B:LEU:O	1:1228:B:VAL:N	10	0.15
(2,34)	1:1217:B:TRP:O	1:1221:B:ILE:N	7	0.15
(2,31)	1:1232:B:ILE:O	1:1236:B:SER:H	3	0.15
(2,16)	1:1224:B:LEU:O	1:1228:B:VAL:N	10	0.15
(2,2)	1:1217:B:TRP:O	1:1221:B:ILE:N	7	0.15
(1,351)	1:1225:B:ILE:HD11	1:1222:B:ALA:HB1	2	0.15
(1,351)	1:1225:B:ILE:HD11	1:1222:B:ALA:HB2	2	0.15
(1,351)	1:1225:B:ILE:HD11	1:1222:B:ALA:HB3	2	0.15
(1,351)	1:1225:B:ILE:HD12	1:1222:B:ALA:HB1	2	0.15
(1,351)	1:1225:B:ILE:HD12	1:1222:B:ALA:HB2	2	0.15
(1,351)	1:1225:B:ILE:HD12	1:1222:B:ALA:HB3	2	0.15
(1,351)	1:1225:B:ILE:HD13	1:1222:B:ALA:HB1	2	0.15
(1,351)	1:1225:B:ILE:HD13	1:1222:B:ALA:HB2	2	0.15
(1,351)	1:1225:B:ILE:HD13	1:1222:B:ALA:HB3	2	0.15
(1,350)	1:1225:B:ILE:HD11	1:1222:B:ALA:HB1	2	0.15
(1,350)	1:1225:B:ILE:HD11	1:1222:B:ALA:HB2	2	0.15
(1,350)	1:1225:B:ILE:HD11	1:1222:B:ALA:HB3	2	0.15
(1,350)	1:1225:B:ILE:HD12	1:1222:B:ALA:HB1	2	0.15
(1,350)	1:1225:B:ILE:HD12	1:1222:B:ALA:HB2	2	0.15
(1,350)	1:1225:B:ILE:HD12	1:1222:B:ALA:HB3	2	0.15
(1,350)	1:1225:B:ILE:HD13	1:1222:B:ALA:HB1	2	0.15
(1,350)	1:1225:B:ILE:HD13	1:1222:B:ALA:HB2	2	0.15
(1,350)	1:1225:B:ILE:HD13	1:1222:B:ALA:HB3	2	0.15
(1,349)	1:1225:B:ILE:HD11	1:1222:B:ALA:HB1	2	0.15
(1,349)	1:1225:B:ILE:HD11	1:1222:B:ALA:HB2	2	0.15
(1,349)	1:1225:B:ILE:HD11	1:1222:B:ALA:HB3	2	0.15
(1,349)	1:1225:B:ILE:HD12	1:1222:B:ALA:HB1	2	0.15
(1,349)	1:1225:B:ILE:HD12	1:1222:B:ALA:HB2	2	0.15
(1,349)	1:1225:B:ILE:HD12	1:1222:B:ALA:HB3	2	0.15
(1,349)	1:1225:B:ILE:HD13	1:1222:B:ALA:HB1	2	0.15
(1,349)	1:1225:B:ILE:HD13	1:1222:B:ALA:HB2	2	0.15
(1,349)	1:1225:B:ILE:HD13	1:1222:B:ALA:HB3	2	0.15
(1,313)	1:1234:B:LEU:HD21	1:1230:B:VAL:HA	7	0.15
(1,313)	1:1234:B:LEU:HD22	1:1230:B:VAL:HA	7	0.15
(1,313)	1:1234:B:LEU:HD23	1:1230:B:VAL:HA	7	0.15
(1,271)	1:1228:B:VAL:H	1:1225:B:ILE:HA	4	0.15
(1,267)	1:1227:B:ILE:H	1:1224:B:LEU:HA	2	0.15
(1,263)	1:1226:B:ALA:H	1:1225:B:ILE:HG21	7	0.15
(1,263)	1:1226:B:ALA:H	1:1225:B:ILE:HG22	7	0.15
(1,263)	1:1226:B:ALA:H	1:1225:B:ILE:HG23	7	0.15
(1,263)	1:1226:B:ALA:H	1:1225:B:ILE:HG21	13	0.15
(1,263)	1:1226:B:ALA:H	1:1225:B:ILE:HG22	13	0.15

Continued on next page...

Continued from previous page...

Key	Atom-1	Atom-2	Model ID	Violation (Å)
(1,263)	1:1226:B:ALA:H	1:1225:B:ILE:HG23	13	0.15
(1,260)	1:1226:B:ALA:H	1:1223:B:GLY:HA2	4	0.15
(1,260)	1:1226:B:ALA:H	1:1223:B:GLY:HA3	4	0.15
(1,260)	1:1226:B:ALA:H	1:1223:B:GLY:HA2	9	0.15
(1,260)	1:1226:B:ALA:H	1:1223:B:GLY:HA3	9	0.15
(1,260)	1:1226:B:ALA:H	1:1223:B:GLY:HA2	11	0.15
(1,260)	1:1226:B:ALA:H	1:1223:B:GLY:HA3	11	0.15
(1,260)	1:1226:B:ALA:H	1:1223:B:GLY:HA2	13	0.15
(1,260)	1:1226:B:ALA:H	1:1223:B:GLY:HA3	13	0.15
(1,260)	1:1226:B:ALA:H	1:1223:B:GLY:HA2	14	0.15
(1,260)	1:1226:B:ALA:H	1:1223:B:GLY:HA3	14	0.15
(1,224)	1:1220:B:PHE:H	1:1220:B:PHE:HB3	7	0.15
(1,206)	1:1234:B:LEU:HD21	1:1230:B:VAL:HA	7	0.15
(1,206)	1:1234:B:LEU:HD22	1:1230:B:VAL:HA	7	0.15
(1,206)	1:1234:B:LEU:HD23	1:1230:B:VAL:HA	7	0.15
(1,164)	1:1228:B:VAL:H	1:1225:B:ILE:HA	4	0.15
(1,160)	1:1227:B:ILE:H	1:1224:B:LEU:HA	2	0.15
(1,156)	1:1226:B:ALA:H	1:1225:B:ILE:HG21	7	0.15
(1,156)	1:1226:B:ALA:H	1:1225:B:ILE:HG22	7	0.15
(1,156)	1:1226:B:ALA:H	1:1225:B:ILE:HG23	7	0.15
(1,156)	1:1226:B:ALA:H	1:1225:B:ILE:HG21	13	0.15
(1,156)	1:1226:B:ALA:H	1:1225:B:ILE:HG22	13	0.15
(1,156)	1:1226:B:ALA:H	1:1225:B:ILE:HG23	13	0.15
(1,153)	1:1226:B:ALA:H	1:1223:B:GLY:HA2	4	0.15
(1,153)	1:1226:B:ALA:H	1:1223:B:GLY:HA3	4	0.15
(1,153)	1:1226:B:ALA:H	1:1223:B:GLY:HA2	9	0.15
(1,153)	1:1226:B:ALA:H	1:1223:B:GLY:HA3	9	0.15
(1,153)	1:1226:B:ALA:H	1:1223:B:GLY:HA2	11	0.15
(1,153)	1:1226:B:ALA:H	1:1223:B:GLY:HA3	11	0.15
(1,153)	1:1226:B:ALA:H	1:1223:B:GLY:HA2	13	0.15
(1,153)	1:1226:B:ALA:H	1:1223:B:GLY:HA3	13	0.15
(1,153)	1:1226:B:ALA:H	1:1223:B:GLY:HA2	14	0.15
(1,153)	1:1226:B:ALA:H	1:1223:B:GLY:HA3	14	0.15
(1,117)	1:1220:B:PHE:H	1:1220:B:PHE:HB3	7	0.15
(1,99)	1:1234:B:LEU:HD21	1:1230:B:VAL:HA	7	0.15
(1,99)	1:1234:B:LEU:HD22	1:1230:B:VAL:HA	7	0.15
(1,99)	1:1234:B:LEU:HD23	1:1230:B:VAL:HA	7	0.15
(1,57)	1:1228:B:VAL:H	1:1225:B:ILE:HA	4	0.15
(1,53)	1:1227:B:ILE:H	1:1224:B:LEU:HA	2	0.15
(1,49)	1:1226:B:ALA:H	1:1225:B:ILE:HG21	7	0.15
(1,49)	1:1226:B:ALA:H	1:1225:B:ILE:HG22	7	0.15
(1,49)	1:1226:B:ALA:H	1:1225:B:ILE:HG23	7	0.15

Continued on next page...

Continued from previous page...

Key	Atom-1	Atom-2	Model ID	Violation (Å)
(1,49)	1:1226:B:ALA:H	1:1225:B:ILE:HG21	13	0.15
(1,49)	1:1226:B:ALA:H	1:1225:B:ILE:HG22	13	0.15
(1,49)	1:1226:B:ALA:H	1:1225:B:ILE:HG23	13	0.15
(1,46)	1:1226:B:ALA:H	1:1223:B:GLY:HA2	4	0.15
(1,46)	1:1226:B:ALA:H	1:1223:B:GLY:HA3	4	0.15
(1,46)	1:1226:B:ALA:H	1:1223:B:GLY:HA2	9	0.15
(1,46)	1:1226:B:ALA:H	1:1223:B:GLY:HA3	9	0.15
(1,46)	1:1226:B:ALA:H	1:1223:B:GLY:HA2	11	0.15
(1,46)	1:1226:B:ALA:H	1:1223:B:GLY:HA3	11	0.15
(1,46)	1:1226:B:ALA:H	1:1223:B:GLY:HA2	13	0.15
(1,46)	1:1226:B:ALA:H	1:1223:B:GLY:HA3	13	0.15
(1,46)	1:1226:B:ALA:H	1:1223:B:GLY:HA2	14	0.15
(1,46)	1:1226:B:ALA:H	1:1223:B:GLY:HA3	14	0.15
(1,10)	1:1220:B:PHE:H	1:1220:B:PHE:HB3	7	0.15
(2,87)	1:1228:B:VAL:O	1:1232:B:ILE:H	10	0.14
(2,80)	1:1224:B:LEU:O	1:1228:B:VAL:N	2	0.14
(2,68)	1:1218:B:LEU:O	1:1222:B:ALA:N	9	0.14
(2,55)	1:1228:B:VAL:O	1:1232:B:ILE:H	10	0.14
(2,48)	1:1224:B:LEU:O	1:1228:B:VAL:N	2	0.14
(2,36)	1:1218:B:LEU:O	1:1222:B:ALA:N	9	0.14
(2,23)	1:1228:B:VAL:O	1:1232:B:ILE:H	10	0.14
(2,16)	1:1224:B:LEU:O	1:1228:B:VAL:N	2	0.14
(2,4)	1:1218:B:LEU:O	1:1222:B:ALA:N	9	0.14
(1,313)	1:1234:B:LEU:HD21	1:1230:B:VAL:HA	11	0.14
(1,313)	1:1234:B:LEU:HD22	1:1230:B:VAL:HA	11	0.14
(1,313)	1:1234:B:LEU:HD23	1:1230:B:VAL:HA	11	0.14
(1,271)	1:1228:B:VAL:H	1:1225:B:ILE:HA	13	0.14
(1,258)	1:1225:B:ILE:HD11	1:1221:B:ILE:HA	7	0.14
(1,258)	1:1225:B:ILE:HD12	1:1221:B:ILE:HA	7	0.14
(1,258)	1:1225:B:ILE:HD13	1:1221:B:ILE:HA	7	0.14
(1,245)	1:1224:B:LEU:H	1:1221:B:ILE:HA	5	0.14
(1,224)	1:1220:B:PHE:H	1:1220:B:PHE:HB3	1	0.14
(1,224)	1:1220:B:PHE:H	1:1220:B:PHE:HB3	9	0.14
(1,206)	1:1234:B:LEU:HD21	1:1230:B:VAL:HA	11	0.14
(1,206)	1:1234:B:LEU:HD22	1:1230:B:VAL:HA	11	0.14
(1,206)	1:1234:B:LEU:HD23	1:1230:B:VAL:HA	11	0.14
(1,164)	1:1228:B:VAL:H	1:1225:B:ILE:HA	13	0.14
(1,151)	1:1225:B:ILE:HD11	1:1221:B:ILE:HA	7	0.14
(1,151)	1:1225:B:ILE:HD12	1:1221:B:ILE:HA	7	0.14
(1,151)	1:1225:B:ILE:HD13	1:1221:B:ILE:HA	7	0.14
(1,138)	1:1224:B:LEU:H	1:1221:B:ILE:HA	5	0.14
(1,117)	1:1220:B:PHE:H	1:1220:B:PHE:HB3	1	0.14

Continued on next page...

Continued from previous page...

Key	Atom-1	Atom-2	Model ID	Violation (Å)
(1,117)	1:1220:B:PHE:H	1:1220:B:PHE:HB3	9	0.14
(1,99)	1:1234:B:LEU:HD21	1:1230:B:VAL:HA	11	0.14
(1,99)	1:1234:B:LEU:HD22	1:1230:B:VAL:HA	11	0.14
(1,99)	1:1234:B:LEU:HD23	1:1230:B:VAL:HA	11	0.14
(1,57)	1:1228:B:VAL:H	1:1225:B:ILE:HA	13	0.14
(1,44)	1:1225:B:ILE:HD11	1:1221:B:ILE:HA	7	0.14
(1,44)	1:1225:B:ILE:HD12	1:1221:B:ILE:HA	7	0.14
(1,44)	1:1225:B:ILE:HD13	1:1221:B:ILE:HA	7	0.14
(1,31)	1:1224:B:LEU:H	1:1221:B:ILE:HA	5	0.14
(1,10)	1:1220:B:PHE:H	1:1220:B:PHE:HB3	1	0.14
(1,10)	1:1220:B:PHE:H	1:1220:B:PHE:HB3	9	0.14
(2,90)	1:1229:B:LEU:O	1:1233:B:LEU:N	3	0.13
(2,89)	1:1229:B:LEU:O	1:1233:B:LEU:H	9	0.13
(2,88)	1:1228:B:VAL:O	1:1232:B:ILE:N	12	0.13
(2,85)	1:1227:B:ILE:O	1:1231:B:THR:H	4	0.13
(2,85)	1:1227:B:ILE:O	1:1231:B:THR:H	5	0.13
(2,58)	1:1229:B:LEU:O	1:1233:B:LEU:N	3	0.13
(2,57)	1:1229:B:LEU:O	1:1233:B:LEU:H	9	0.13
(2,56)	1:1228:B:VAL:O	1:1232:B:ILE:N	12	0.13
(2,53)	1:1227:B:ILE:O	1:1231:B:THR:H	4	0.13
(2,53)	1:1227:B:ILE:O	1:1231:B:THR:H	5	0.13
(2,26)	1:1229:B:LEU:O	1:1233:B:LEU:N	3	0.13
(2,25)	1:1229:B:LEU:O	1:1233:B:LEU:H	9	0.13
(2,24)	1:1228:B:VAL:O	1:1232:B:ILE:N	12	0.13
(2,21)	1:1227:B:ILE:O	1:1231:B:THR:H	4	0.13
(2,21)	1:1227:B:ILE:O	1:1231:B:THR:H	5	0.13
(1,315)	1:1235:B:SER:H	1:1234:B:LEU:HA	3	0.13
(1,313)	1:1234:B:LEU:HD21	1:1230:B:VAL:HA	1	0.13
(1,313)	1:1234:B:LEU:HD22	1:1230:B:VAL:HA	1	0.13
(1,313)	1:1234:B:LEU:HD23	1:1230:B:VAL:HA	1	0.13
(1,302)	1:1233:B:LEU:H	1:1230:B:VAL:HA	1	0.13
(1,278)	1:1229:B:LEU:H	1:1226:B:ALA:HB1	1	0.13
(1,278)	1:1229:B:LEU:H	1:1226:B:ALA:HB2	1	0.13
(1,278)	1:1229:B:LEU:H	1:1226:B:ALA:HB3	1	0.13
(1,278)	1:1229:B:LEU:H	1:1226:B:ALA:HB1	8	0.13
(1,278)	1:1229:B:LEU:H	1:1226:B:ALA:HB2	8	0.13
(1,278)	1:1229:B:LEU:H	1:1226:B:ALA:HB3	8	0.13
(1,263)	1:1226:B:ALA:H	1:1225:B:ILE:HG21	6	0.13
(1,263)	1:1226:B:ALA:H	1:1225:B:ILE:HG22	6	0.13
(1,263)	1:1226:B:ALA:H	1:1225:B:ILE:HG23	6	0.13
(1,263)	1:1226:B:ALA:H	1:1225:B:ILE:HG21	10	0.13
(1,263)	1:1226:B:ALA:H	1:1225:B:ILE:HG22	10	0.13

Continued on next page...

Continued from previous page...

Key	Atom-1	Atom-2	Model ID	Violation (Å)
(1,263)	1:1226:B:ALA:H	1:1225:B:ILE:HG23	10	0.13
(1,260)	1:1226:B:ALA:H	1:1223:B:GLY:HA2	7	0.13
(1,260)	1:1226:B:ALA:H	1:1223:B:GLY:HA3	7	0.13
(1,233)	1:1222:B:ALA:H	1:1218:B:LEU:HD11	14	0.13
(1,233)	1:1222:B:ALA:H	1:1218:B:LEU:HD12	14	0.13
(1,233)	1:1222:B:ALA:H	1:1218:B:LEU:HD13	14	0.13
(1,233)	1:1222:B:ALA:H	1:1218:B:LEU:HD21	14	0.13
(1,233)	1:1222:B:ALA:H	1:1218:B:LEU:HD22	14	0.13
(1,233)	1:1222:B:ALA:H	1:1218:B:LEU:HD23	14	0.13
(1,230)	1:1221:B:ILE:HG21	1:1218:B:LEU:HA	1	0.13
(1,230)	1:1221:B:ILE:HG22	1:1218:B:LEU:HA	1	0.13
(1,230)	1:1221:B:ILE:HG23	1:1218:B:LEU:HA	1	0.13
(1,226)	1:1221:B:ILE:H	1:1218:B:LEU:HA	7	0.13
(1,208)	1:1235:B:SER:H	1:1234:B:LEU:HA	3	0.13
(1,206)	1:1234:B:LEU:HD21	1:1230:B:VAL:HA	1	0.13
(1,206)	1:1234:B:LEU:HD22	1:1230:B:VAL:HA	1	0.13
(1,206)	1:1234:B:LEU:HD23	1:1230:B:VAL:HA	1	0.13
(1,195)	1:1233:B:LEU:H	1:1230:B:VAL:HA	1	0.13
(1,171)	1:1229:B:LEU:H	1:1226:B:ALA:HB1	1	0.13
(1,171)	1:1229:B:LEU:H	1:1226:B:ALA:HB2	1	0.13
(1,171)	1:1229:B:LEU:H	1:1226:B:ALA:HB3	1	0.13
(1,171)	1:1229:B:LEU:H	1:1226:B:ALA:HB1	8	0.13
(1,171)	1:1229:B:LEU:H	1:1226:B:ALA:HB2	8	0.13
(1,171)	1:1229:B:LEU:H	1:1226:B:ALA:HB3	8	0.13
(1,156)	1:1226:B:ALA:H	1:1225:B:ILE:HG21	6	0.13
(1,156)	1:1226:B:ALA:H	1:1225:B:ILE:HG22	6	0.13
(1,156)	1:1226:B:ALA:H	1:1225:B:ILE:HG23	6	0.13
(1,156)	1:1226:B:ALA:H	1:1225:B:ILE:HG21	10	0.13
(1,156)	1:1226:B:ALA:H	1:1225:B:ILE:HG22	10	0.13
(1,156)	1:1226:B:ALA:H	1:1225:B:ILE:HG23	10	0.13
(1,153)	1:1226:B:ALA:H	1:1223:B:GLY:HA2	7	0.13
(1,153)	1:1226:B:ALA:H	1:1223:B:GLY:HA3	7	0.13
(1,126)	1:1222:B:ALA:H	1:1218:B:LEU:HD11	14	0.13
(1,126)	1:1222:B:ALA:H	1:1218:B:LEU:HD12	14	0.13
(1,126)	1:1222:B:ALA:H	1:1218:B:LEU:HD13	14	0.13
(1,126)	1:1222:B:ALA:H	1:1218:B:LEU:HD21	14	0.13
(1,126)	1:1222:B:ALA:H	1:1218:B:LEU:HD22	14	0.13
(1,126)	1:1222:B:ALA:H	1:1218:B:LEU:HD23	14	0.13
(1,123)	1:1221:B:ILE:HG21	1:1218:B:LEU:HA	1	0.13
(1,123)	1:1221:B:ILE:HG22	1:1218:B:LEU:HA	1	0.13
(1,123)	1:1221:B:ILE:HG23	1:1218:B:LEU:HA	1	0.13
(1,119)	1:1221:B:ILE:H	1:1218:B:LEU:HA	7	0.13

Continued on next page...

Continued from previous page...

Key	Atom-1	Atom-2	Model ID	Violation (Å)
(1,101)	1:1235:B:SER:H	1:1234:B:LEU:HA	3	0.13
(1,99)	1:1234:B:LEU:HD21	1:1230:B:VAL:HA	1	0.13
(1,99)	1:1234:B:LEU:HD22	1:1230:B:VAL:HA	1	0.13
(1,99)	1:1234:B:LEU:HD23	1:1230:B:VAL:HA	1	0.13
(1,88)	1:1233:B:LEU:H	1:1230:B:VAL:HA	1	0.13
(1,64)	1:1229:B:LEU:H	1:1226:B:ALA:HB1	1	0.13
(1,64)	1:1229:B:LEU:H	1:1226:B:ALA:HB2	1	0.13
(1,64)	1:1229:B:LEU:H	1:1226:B:ALA:HB3	1	0.13
(1,64)	1:1229:B:LEU:H	1:1226:B:ALA:HB1	8	0.13
(1,64)	1:1229:B:LEU:H	1:1226:B:ALA:HB2	8	0.13
(1,64)	1:1229:B:LEU:H	1:1226:B:ALA:HB3	8	0.13
(1,49)	1:1226:B:ALA:H	1:1225:B:ILE:HG21	6	0.13
(1,49)	1:1226:B:ALA:H	1:1225:B:ILE:HG22	6	0.13
(1,49)	1:1226:B:ALA:H	1:1225:B:ILE:HG23	6	0.13
(1,49)	1:1226:B:ALA:H	1:1225:B:ILE:HG21	10	0.13
(1,49)	1:1226:B:ALA:H	1:1225:B:ILE:HG22	10	0.13
(1,49)	1:1226:B:ALA:H	1:1225:B:ILE:HG23	10	0.13
(1,46)	1:1226:B:ALA:H	1:1223:B:GLY:HA2	7	0.13
(1,46)	1:1226:B:ALA:H	1:1223:B:GLY:HA3	7	0.13
(1,19)	1:1222:B:ALA:H	1:1218:B:LEU:HD11	14	0.13
(1,19)	1:1222:B:ALA:H	1:1218:B:LEU:HD12	14	0.13
(1,19)	1:1222:B:ALA:H	1:1218:B:LEU:HD13	14	0.13
(1,19)	1:1222:B:ALA:H	1:1218:B:LEU:HD21	14	0.13
(1,19)	1:1222:B:ALA:H	1:1218:B:LEU:HD22	14	0.13
(1,19)	1:1222:B:ALA:H	1:1218:B:LEU:HD23	14	0.13
(1,16)	1:1221:B:ILE:HG21	1:1218:B:LEU:HA	1	0.13
(1,16)	1:1221:B:ILE:HG22	1:1218:B:LEU:HA	1	0.13
(1,16)	1:1221:B:ILE:HG23	1:1218:B:LEU:HA	1	0.13
(1,12)	1:1221:B:ILE:H	1:1218:B:LEU:HA	7	0.13
(2,87)	1:1228:B:VAL:O	1:1232:B:ILE:H	8	0.12
(2,87)	1:1228:B:VAL:O	1:1232:B:ILE:H	9	0.12
(2,86)	1:1227:B:ILE:O	1:1231:B:THR:N	1	0.12
(2,85)	1:1227:B:ILE:O	1:1231:B:THR:H	11	0.12
(2,80)	1:1224:B:LEU:O	1:1228:B:VAL:N	13	0.12
(2,65)	1:1217:B:TRP:O	1:1221:B:ILE:H	14	0.12
(2,55)	1:1228:B:VAL:O	1:1232:B:ILE:H	8	0.12
(2,55)	1:1228:B:VAL:O	1:1232:B:ILE:H	9	0.12
(2,54)	1:1227:B:ILE:O	1:1231:B:THR:N	1	0.12
(2,53)	1:1227:B:ILE:O	1:1231:B:THR:H	11	0.12
(2,48)	1:1224:B:LEU:O	1:1228:B:VAL:N	13	0.12
(2,33)	1:1217:B:TRP:O	1:1221:B:ILE:H	14	0.12
(2,23)	1:1228:B:VAL:O	1:1232:B:ILE:H	8	0.12

Continued on next page...

Continued from previous page...

Key	Atom-1	Atom-2	Model ID	Violation (Å)
(2,23)	1:1228:B:VAL:O	1:1232:B:ILE:H	9	0.12
(2,22)	1:1227:B:ILE:O	1:1231:B:THR:N	1	0.12
(2,21)	1:1227:B:ILE:O	1:1231:B:THR:H	11	0.12
(2,16)	1:1224:B:LEU:O	1:1228:B:VAL:N	13	0.12
(2,1)	1:1217:B:TRP:O	1:1221:B:ILE:H	14	0.12
(1,302)	1:1233:B:LEU:H	1:1230:B:VAL:HA	14	0.12
(1,296)	1:1231:B:THR:HG21	1:1228:B:VAL:HA	2	0.12
(1,296)	1:1231:B:THR:HG22	1:1228:B:VAL:HA	2	0.12
(1,296)	1:1231:B:THR:HG23	1:1228:B:VAL:HA	2	0.12
(1,278)	1:1229:B:LEU:H	1:1226:B:ALA:HB1	14	0.12
(1,278)	1:1229:B:LEU:H	1:1226:B:ALA:HB2	14	0.12
(1,278)	1:1229:B:LEU:H	1:1226:B:ALA:HB3	14	0.12
(1,277)	1:1229:B:LEU:H	1:1226:B:ALA:HA	4	0.12
(1,270)	1:1227:B:ILE:HG21	1:1224:B:LEU:HA	14	0.12
(1,270)	1:1227:B:ILE:HG22	1:1224:B:LEU:HA	14	0.12
(1,270)	1:1227:B:ILE:HG23	1:1224:B:LEU:HA	14	0.12
(1,267)	1:1227:B:ILE:H	1:1224:B:LEU:HA	6	0.12
(1,266)	1:1226:B:ALA:HB1	1:1223:B:GLY:HA2	7	0.12
(1,266)	1:1226:B:ALA:HB1	1:1223:B:GLY:HA3	7	0.12
(1,266)	1:1226:B:ALA:HB2	1:1223:B:GLY:HA2	7	0.12
(1,266)	1:1226:B:ALA:HB2	1:1223:B:GLY:HA3	7	0.12
(1,266)	1:1226:B:ALA:HB3	1:1223:B:GLY:HA2	7	0.12
(1,266)	1:1226:B:ALA:HB3	1:1223:B:GLY:HA3	7	0.12
(1,263)	1:1226:B:ALA:H	1:1225:B:ILE:HG21	2	0.12
(1,263)	1:1226:B:ALA:H	1:1225:B:ILE:HG22	2	0.12
(1,263)	1:1226:B:ALA:H	1:1225:B:ILE:HG23	2	0.12
(1,245)	1:1224:B:LEU:H	1:1221:B:ILE:HA	13	0.12
(1,226)	1:1221:B:ILE:H	1:1218:B:LEU:HA	11	0.12
(1,224)	1:1220:B:PHE:H	1:1220:B:PHE:HB3	2	0.12
(1,224)	1:1220:B:PHE:H	1:1220:B:PHE:HB3	12	0.12
(1,195)	1:1233:B:LEU:H	1:1230:B:VAL:HA	14	0.12
(1,189)	1:1231:B:THR:HG21	1:1228:B:VAL:HA	2	0.12
(1,189)	1:1231:B:THR:HG22	1:1228:B:VAL:HA	2	0.12
(1,189)	1:1231:B:THR:HG23	1:1228:B:VAL:HA	2	0.12
(1,171)	1:1229:B:LEU:H	1:1226:B:ALA:HB1	14	0.12
(1,171)	1:1229:B:LEU:H	1:1226:B:ALA:HB2	14	0.12
(1,171)	1:1229:B:LEU:H	1:1226:B:ALA:HB3	14	0.12
(1,170)	1:1229:B:LEU:H	1:1226:B:ALA:HA	4	0.12
(1,163)	1:1227:B:ILE:HG21	1:1224:B:LEU:HA	14	0.12
(1,163)	1:1227:B:ILE:HG22	1:1224:B:LEU:HA	14	0.12
(1,163)	1:1227:B:ILE:HG23	1:1224:B:LEU:HA	14	0.12
(1,160)	1:1227:B:ILE:H	1:1224:B:LEU:HA	6	0.12

Continued on next page...

Continued from previous page...

Key	Atom-1	Atom-2	Model ID	Violation (Å)
(1,159)	1:1226:B:ALA:HB1	1:1223:B:GLY:HA2	7	0.12
(1,159)	1:1226:B:ALA:HB1	1:1223:B:GLY:HA3	7	0.12
(1,159)	1:1226:B:ALA:HB2	1:1223:B:GLY:HA2	7	0.12
(1,159)	1:1226:B:ALA:HB2	1:1223:B:GLY:HA3	7	0.12
(1,159)	1:1226:B:ALA:HB3	1:1223:B:GLY:HA2	7	0.12
(1,159)	1:1226:B:ALA:HB3	1:1223:B:GLY:HA3	7	0.12
(1,156)	1:1226:B:ALA:H	1:1225:B:ILE:HG21	2	0.12
(1,156)	1:1226:B:ALA:H	1:1225:B:ILE:HG22	2	0.12
(1,156)	1:1226:B:ALA:H	1:1225:B:ILE:HG23	2	0.12
(1,138)	1:1224:B:LEU:H	1:1221:B:ILE:HA	13	0.12
(1,119)	1:1221:B:ILE:H	1:1218:B:LEU:HA	11	0.12
(1,117)	1:1220:B:PHE:H	1:1220:B:PHE:HB3	2	0.12
(1,117)	1:1220:B:PHE:H	1:1220:B:PHE:HB3	12	0.12
(1,88)	1:1233:B:LEU:H	1:1230:B:VAL:HA	14	0.12
(1,82)	1:1231:B:THR:HG21	1:1228:B:VAL:HA	2	0.12
(1,82)	1:1231:B:THR:HG22	1:1228:B:VAL:HA	2	0.12
(1,82)	1:1231:B:THR:HG23	1:1228:B:VAL:HA	2	0.12
(1,64)	1:1229:B:LEU:H	1:1226:B:ALA:HB1	14	0.12
(1,64)	1:1229:B:LEU:H	1:1226:B:ALA:HB2	14	0.12
(1,64)	1:1229:B:LEU:H	1:1226:B:ALA:HB3	14	0.12
(1,63)	1:1229:B:LEU:H	1:1226:B:ALA:HA	4	0.12
(1,56)	1:1227:B:ILE:HG21	1:1224:B:LEU:HA	14	0.12
(1,56)	1:1227:B:ILE:HG22	1:1224:B:LEU:HA	14	0.12
(1,56)	1:1227:B:ILE:HG23	1:1224:B:LEU:HA	14	0.12
(1,53)	1:1227:B:ILE:H	1:1224:B:LEU:HA	6	0.12
(1,52)	1:1226:B:ALA:HB1	1:1223:B:GLY:HA2	7	0.12
(1,52)	1:1226:B:ALA:HB1	1:1223:B:GLY:HA3	7	0.12
(1,52)	1:1226:B:ALA:HB2	1:1223:B:GLY:HA2	7	0.12
(1,52)	1:1226:B:ALA:HB2	1:1223:B:GLY:HA3	7	0.12
(1,52)	1:1226:B:ALA:HB3	1:1223:B:GLY:HA2	7	0.12
(1,52)	1:1226:B:ALA:HB3	1:1223:B:GLY:HA3	7	0.12
(1,49)	1:1226:B:ALA:H	1:1225:B:ILE:HG21	2	0.12
(1,49)	1:1226:B:ALA:H	1:1225:B:ILE:HG22	2	0.12
(1,49)	1:1226:B:ALA:H	1:1225:B:ILE:HG23	2	0.12
(1,31)	1:1224:B:LEU:H	1:1221:B:ILE:HA	13	0.12
(1,12)	1:1221:B:ILE:H	1:1218:B:LEU:HA	11	0.12
(1,10)	1:1220:B:PHE:H	1:1220:B:PHE:HB3	2	0.12
(1,10)	1:1220:B:PHE:H	1:1220:B:PHE:HB3	12	0.12
(2,89)	1:1229:B:LEU:O	1:1233:B:LEU:H	11	0.11
(2,86)	1:1227:B:ILE:O	1:1231:B:THR:N	7	0.11
(2,86)	1:1227:B:ILE:O	1:1231:B:THR:N	12	0.11
(2,80)	1:1224:B:LEU:O	1:1228:B:VAL:N	3	0.11

Continued on next page...

Continued from previous page...

Key	Atom-1	Atom-2	Model ID	Violation (Å)
(2,79)	1:1224:B:LEU:O	1:1228:B:VAL:H	1	0.11
(2,67)	1:1218:B:LEU:O	1:1222:B:ALA:H	7	0.11
(2,67)	1:1218:B:LEU:O	1:1222:B:ALA:H	10	0.11
(2,57)	1:1229:B:LEU:O	1:1233:B:LEU:H	11	0.11
(2,54)	1:1227:B:ILE:O	1:1231:B:THR:N	7	0.11
(2,54)	1:1227:B:ILE:O	1:1231:B:THR:N	12	0.11
(2,48)	1:1224:B:LEU:O	1:1228:B:VAL:N	3	0.11
(2,47)	1:1224:B:LEU:O	1:1228:B:VAL:H	1	0.11
(2,35)	1:1218:B:LEU:O	1:1222:B:ALA:H	7	0.11
(2,35)	1:1218:B:LEU:O	1:1222:B:ALA:H	10	0.11
(2,25)	1:1229:B:LEU:O	1:1233:B:LEU:H	11	0.11
(2,22)	1:1227:B:ILE:O	1:1231:B:THR:N	7	0.11
(2,22)	1:1227:B:ILE:O	1:1231:B:THR:N	12	0.11
(2,16)	1:1224:B:LEU:O	1:1228:B:VAL:N	3	0.11
(2,15)	1:1224:B:LEU:O	1:1228:B:VAL:H	1	0.11
(2,3)	1:1218:B:LEU:O	1:1222:B:ALA:H	7	0.11
(2,3)	1:1218:B:LEU:O	1:1222:B:ALA:H	10	0.11
(1,336)	1:1222:B:ALA:H	1:1221:B:ILE:HD11	13	0.11
(1,336)	1:1222:B:ALA:H	1:1221:B:ILE:HD12	13	0.11
(1,336)	1:1222:B:ALA:H	1:1221:B:ILE:HD13	13	0.11
(1,335)	1:1222:B:ALA:H	1:1221:B:ILE:HD11	13	0.11
(1,335)	1:1222:B:ALA:H	1:1221:B:ILE:HD12	13	0.11
(1,335)	1:1222:B:ALA:H	1:1221:B:ILE:HD13	13	0.11
(1,334)	1:1222:B:ALA:H	1:1221:B:ILE:HD11	13	0.11
(1,334)	1:1222:B:ALA:H	1:1221:B:ILE:HD12	13	0.11
(1,334)	1:1222:B:ALA:H	1:1221:B:ILE:HD13	13	0.11
(1,313)	1:1234:B:LEU:HD21	1:1230:B:VAL:HA	3	0.11
(1,313)	1:1234:B:LEU:HD22	1:1230:B:VAL:HA	3	0.11
(1,313)	1:1234:B:LEU:HD23	1:1230:B:VAL:HA	3	0.11
(1,313)	1:1234:B:LEU:HD21	1:1230:B:VAL:HA	13	0.11
(1,313)	1:1234:B:LEU:HD22	1:1230:B:VAL:HA	13	0.11
(1,313)	1:1234:B:LEU:HD23	1:1230:B:VAL:HA	13	0.11
(1,298)	1:1232:B:ILE:H	1:1231:B:THR:HA	1	0.11
(1,298)	1:1232:B:ILE:H	1:1231:B:THR:HA	10	0.11
(1,298)	1:1232:B:ILE:H	1:1231:B:THR:HA	14	0.11
(1,278)	1:1229:B:LEU:H	1:1226:B:ALA:HB1	3	0.11
(1,278)	1:1229:B:LEU:H	1:1226:B:ALA:HB2	3	0.11
(1,278)	1:1229:B:LEU:H	1:1226:B:ALA:HB3	3	0.11
(1,271)	1:1228:B:VAL:H	1:1225:B:ILE:HA	8	0.11
(1,254)	1:1225:B:ILE:H	1:1224:B:LEU:HA	2	0.11
(1,245)	1:1224:B:LEU:H	1:1221:B:ILE:HA	14	0.11
(1,234)	1:1222:B:ALA:H	1:1219:B:GLY:HA2	4	0.11

Continued on next page...

Continued from previous page...

Key	Atom-1	Atom-2	Model ID	Violation (Å)
(1,234)	1:1222:B:ALA:H	1:1219:B:GLY:HA3	4	0.11
(1,234)	1:1222:B:ALA:H	1:1219:B:GLY:HA2	11	0.11
(1,234)	1:1222:B:ALA:H	1:1219:B:GLY:HA3	11	0.11
(1,227)	1:1221:B:ILE:H	1:1220:B:PHE:HA	5	0.11
(1,227)	1:1221:B:ILE:H	1:1220:B:PHE:HA	7	0.11
(1,227)	1:1221:B:ILE:H	1:1220:B:PHE:HA	9	0.11
(1,227)	1:1221:B:ILE:H	1:1220:B:PHE:HA	10	0.11
(1,206)	1:1234:B:LEU:HD21	1:1230:B:VAL:HA	3	0.11
(1,206)	1:1234:B:LEU:HD22	1:1230:B:VAL:HA	3	0.11
(1,206)	1:1234:B:LEU:HD23	1:1230:B:VAL:HA	3	0.11
(1,206)	1:1234:B:LEU:HD21	1:1230:B:VAL:HA	13	0.11
(1,206)	1:1234:B:LEU:HD22	1:1230:B:VAL:HA	13	0.11
(1,206)	1:1234:B:LEU:HD23	1:1230:B:VAL:HA	13	0.11
(1,191)	1:1232:B:ILE:H	1:1231:B:THR:HA	1	0.11
(1,191)	1:1232:B:ILE:H	1:1231:B:THR:HA	10	0.11
(1,191)	1:1232:B:ILE:H	1:1231:B:THR:HA	14	0.11
(1,171)	1:1229:B:LEU:H	1:1226:B:ALA:HB1	3	0.11
(1,171)	1:1229:B:LEU:H	1:1226:B:ALA:HB2	3	0.11
(1,171)	1:1229:B:LEU:H	1:1226:B:ALA:HB3	3	0.11
(1,164)	1:1228:B:VAL:H	1:1225:B:ILE:HA	8	0.11
(1,147)	1:1225:B:ILE:H	1:1224:B:LEU:HA	2	0.11
(1,138)	1:1224:B:LEU:H	1:1221:B:ILE:HA	14	0.11
(1,127)	1:1222:B:ALA:H	1:1219:B:GLY:HA2	4	0.11
(1,127)	1:1222:B:ALA:H	1:1219:B:GLY:HA3	4	0.11
(1,127)	1:1222:B:ALA:H	1:1219:B:GLY:HA2	11	0.11
(1,127)	1:1222:B:ALA:H	1:1219:B:GLY:HA3	11	0.11
(1,120)	1:1221:B:ILE:H	1:1220:B:PHE:HA	5	0.11
(1,120)	1:1221:B:ILE:H	1:1220:B:PHE:HA	7	0.11
(1,120)	1:1221:B:ILE:H	1:1220:B:PHE:HA	9	0.11
(1,120)	1:1221:B:ILE:H	1:1220:B:PHE:HA	10	0.11
(1,99)	1:1234:B:LEU:HD21	1:1230:B:VAL:HA	3	0.11
(1,99)	1:1234:B:LEU:HD22	1:1230:B:VAL:HA	3	0.11
(1,99)	1:1234:B:LEU:HD23	1:1230:B:VAL:HA	3	0.11
(1,99)	1:1234:B:LEU:HD21	1:1230:B:VAL:HA	13	0.11
(1,99)	1:1234:B:LEU:HD22	1:1230:B:VAL:HA	13	0.11
(1,99)	1:1234:B:LEU:HD23	1:1230:B:VAL:HA	13	0.11
(1,84)	1:1232:B:ILE:H	1:1231:B:THR:HA	1	0.11
(1,84)	1:1232:B:ILE:H	1:1231:B:THR:HA	10	0.11
(1,84)	1:1232:B:ILE:H	1:1231:B:THR:HA	14	0.11
(1,64)	1:1229:B:LEU:H	1:1226:B:ALA:HB1	3	0.11
(1,64)	1:1229:B:LEU:H	1:1226:B:ALA:HB2	3	0.11
(1,64)	1:1229:B:LEU:H	1:1226:B:ALA:HB3	3	0.11

Continued on next page...

Continued from previous page...

Key	Atom-1	Atom-2	Model ID	Violation (Å)
(1,57)	1:1228:B:VAL:H	1:1225:B:ILE:HA	8	0.11
(1,40)	1:1225:B:ILE:H	1:1224:B:LEU:HA	2	0.11
(1,31)	1:1224:B:LEU:H	1:1221:B:ILE:HA	14	0.11
(1,20)	1:1222:B:ALA:H	1:1219:B:GLY:HA2	4	0.11
(1,20)	1:1222:B:ALA:H	1:1219:B:GLY:HA3	4	0.11
(1,20)	1:1222:B:ALA:H	1:1219:B:GLY:HA2	11	0.11
(1,20)	1:1222:B:ALA:H	1:1219:B:GLY:HA3	11	0.11
(1,13)	1:1221:B:ILE:H	1:1220:B:PHE:HA	5	0.11
(1,13)	1:1221:B:ILE:H	1:1220:B:PHE:HA	7	0.11
(1,13)	1:1221:B:ILE:H	1:1220:B:PHE:HA	9	0.11
(1,13)	1:1221:B:ILE:H	1:1220:B:PHE:HA	10	0.11
(2,87)	1:1228:B:VAL:O	1:1232:B:ILE:H	7	0.1
(2,79)	1:1224:B:LEU:O	1:1228:B:VAL:H	4	0.1
(2,55)	1:1228:B:VAL:O	1:1232:B:ILE:H	7	0.1
(2,47)	1:1224:B:LEU:O	1:1228:B:VAL:H	4	0.1
(2,23)	1:1228:B:VAL:O	1:1232:B:ILE:H	7	0.1
(2,15)	1:1224:B:LEU:O	1:1228:B:VAL:H	4	0.1
(1,298)	1:1232:B:ILE:H	1:1231:B:THR:HA	4	0.1
(1,298)	1:1232:B:ILE:H	1:1231:B:THR:HA	6	0.1
(1,298)	1:1232:B:ILE:H	1:1231:B:THR:HA	7	0.1
(1,298)	1:1232:B:ILE:H	1:1231:B:THR:HA	12	0.1
(1,296)	1:1231:B:THR:HG21	1:1228:B:VAL:HA	12	0.1
(1,296)	1:1231:B:THR:HG22	1:1228:B:VAL:HA	12	0.1
(1,296)	1:1231:B:THR:HG23	1:1228:B:VAL:HA	12	0.1
(1,285)	1:1230:B:VAL:H	1:1227:B:ILE:HA	1	0.1
(1,263)	1:1226:B:ALA:H	1:1225:B:ILE:HG21	9	0.1
(1,263)	1:1226:B:ALA:H	1:1225:B:ILE:HG22	9	0.1
(1,263)	1:1226:B:ALA:H	1:1225:B:ILE:HG23	9	0.1
(1,263)	1:1226:B:ALA:H	1:1225:B:ILE:HG21	11	0.1
(1,263)	1:1226:B:ALA:H	1:1225:B:ILE:HG22	11	0.1
(1,263)	1:1226:B:ALA:H	1:1225:B:ILE:HG23	11	0.1
(1,258)	1:1225:B:ILE:HD11	1:1221:B:ILE:HA	2	0.1
(1,258)	1:1225:B:ILE:HD12	1:1221:B:ILE:HA	2	0.1
(1,258)	1:1225:B:ILE:HD13	1:1221:B:ILE:HA	2	0.1
(1,254)	1:1225:B:ILE:H	1:1224:B:LEU:HA	5	0.1
(1,254)	1:1225:B:ILE:H	1:1224:B:LEU:HA	6	0.1
(1,226)	1:1221:B:ILE:H	1:1218:B:LEU:HA	3	0.1
(1,224)	1:1220:B:PHE:H	1:1220:B:PHE:HB3	8	0.1
(1,191)	1:1232:B:ILE:H	1:1231:B:THR:HA	4	0.1
(1,191)	1:1232:B:ILE:H	1:1231:B:THR:HA	6	0.1
(1,191)	1:1232:B:ILE:H	1:1231:B:THR:HA	7	0.1
(1,191)	1:1232:B:ILE:H	1:1231:B:THR:HA	12	0.1

Continued on next page...

Continued from previous page...

Key	Atom-1	Atom-2	Model ID	Violation (Å)
(1,189)	1:1231:B:THR:HG21	1:1228:B:VAL:HA	12	0.1
(1,189)	1:1231:B:THR:HG22	1:1228:B:VAL:HA	12	0.1
(1,189)	1:1231:B:THR:HG23	1:1228:B:VAL:HA	12	0.1
(1,178)	1:1230:B:VAL:H	1:1227:B:ILE:HA	1	0.1
(1,156)	1:1226:B:ALA:H	1:1225:B:ILE:HG21	9	0.1
(1,156)	1:1226:B:ALA:H	1:1225:B:ILE:HG22	9	0.1
(1,156)	1:1226:B:ALA:H	1:1225:B:ILE:HG23	9	0.1
(1,156)	1:1226:B:ALA:H	1:1225:B:ILE:HG21	11	0.1
(1,156)	1:1226:B:ALA:H	1:1225:B:ILE:HG22	11	0.1
(1,156)	1:1226:B:ALA:H	1:1225:B:ILE:HG23	11	0.1
(1,151)	1:1225:B:ILE:HD11	1:1221:B:ILE:HA	2	0.1
(1,151)	1:1225:B:ILE:HD12	1:1221:B:ILE:HA	2	0.1
(1,151)	1:1225:B:ILE:HD13	1:1221:B:ILE:HA	2	0.1
(1,147)	1:1225:B:ILE:H	1:1224:B:LEU:HA	5	0.1
(1,147)	1:1225:B:ILE:H	1:1224:B:LEU:HA	6	0.1
(1,119)	1:1221:B:ILE:H	1:1218:B:LEU:HA	3	0.1
(1,117)	1:1220:B:PHE:H	1:1220:B:PHE:HB3	8	0.1
(1,84)	1:1232:B:ILE:H	1:1231:B:THR:HA	4	0.1
(1,84)	1:1232:B:ILE:H	1:1231:B:THR:HA	6	0.1
(1,84)	1:1232:B:ILE:H	1:1231:B:THR:HA	7	0.1
(1,84)	1:1232:B:ILE:H	1:1231:B:THR:HA	12	0.1
(1,82)	1:1231:B:THR:HG21	1:1228:B:VAL:HA	12	0.1
(1,82)	1:1231:B:THR:HG22	1:1228:B:VAL:HA	12	0.1
(1,82)	1:1231:B:THR:HG23	1:1228:B:VAL:HA	12	0.1
(1,71)	1:1230:B:VAL:H	1:1227:B:ILE:HA	1	0.1
(1,49)	1:1226:B:ALA:H	1:1225:B:ILE:HG21	9	0.1
(1,49)	1:1226:B:ALA:H	1:1225:B:ILE:HG22	9	0.1
(1,49)	1:1226:B:ALA:H	1:1225:B:ILE:HG23	9	0.1
(1,49)	1:1226:B:ALA:H	1:1225:B:ILE:HG21	11	0.1
(1,49)	1:1226:B:ALA:H	1:1225:B:ILE:HG22	11	0.1
(1,49)	1:1226:B:ALA:H	1:1225:B:ILE:HG23	11	0.1
(1,44)	1:1225:B:ILE:HD11	1:1221:B:ILE:HA	2	0.1
(1,44)	1:1225:B:ILE:HD12	1:1221:B:ILE:HA	2	0.1
(1,44)	1:1225:B:ILE:HD13	1:1221:B:ILE:HA	2	0.1
(1,40)	1:1225:B:ILE:H	1:1224:B:LEU:HA	5	0.1
(1,40)	1:1225:B:ILE:H	1:1224:B:LEU:HA	6	0.1
(1,12)	1:1221:B:ILE:H	1:1218:B:LEU:HA	3	0.1
(1,10)	1:1220:B:PHE:H	1:1220:B:PHE:HB3	8	0.1

10 Dihedral-angle violation analysis [i](#)

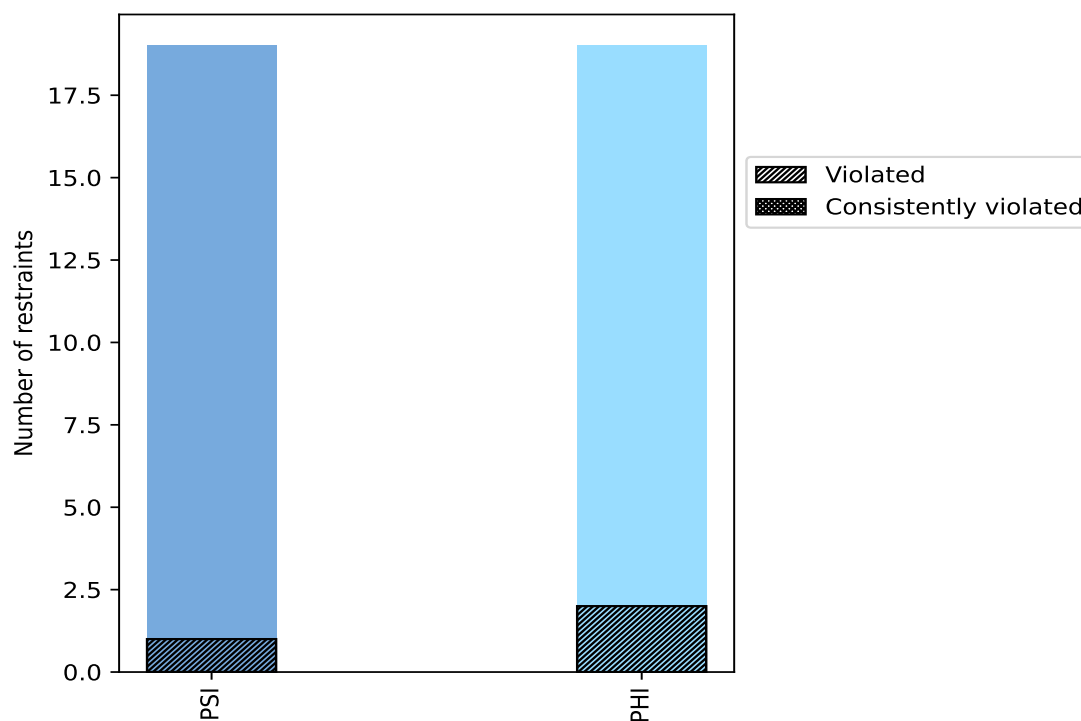
10.1 Summary of dihedral-angle violations [i](#)

The following table provides the summary of dihedral-angle violations in different dihedral-angle types. Violations less than 1° are not included in the calculation.

Angle type	Count	% ¹	Violated ³			Consistently Violated ⁴		
			Count	% ²	% ¹	Count	% ²	% ¹
PSI	19	50.0	1	5.3	2.6	0	0.0	0.0
PHI	19	50.0	2	10.5	5.3	0	0.0	0.0
Total	38	100.0	3	7.9	7.9	0	0.0	0.0

¹ percentage calculated with respect to total number of dihedral-angle restraints, ² percentage calculated with respect to number of restraints in a particular dihedral-angle type, ³ violated in at least one model, ⁴ violated in all the models

10.1.1 Bar chart : Distribution of dihedral-angles and violations [i](#)



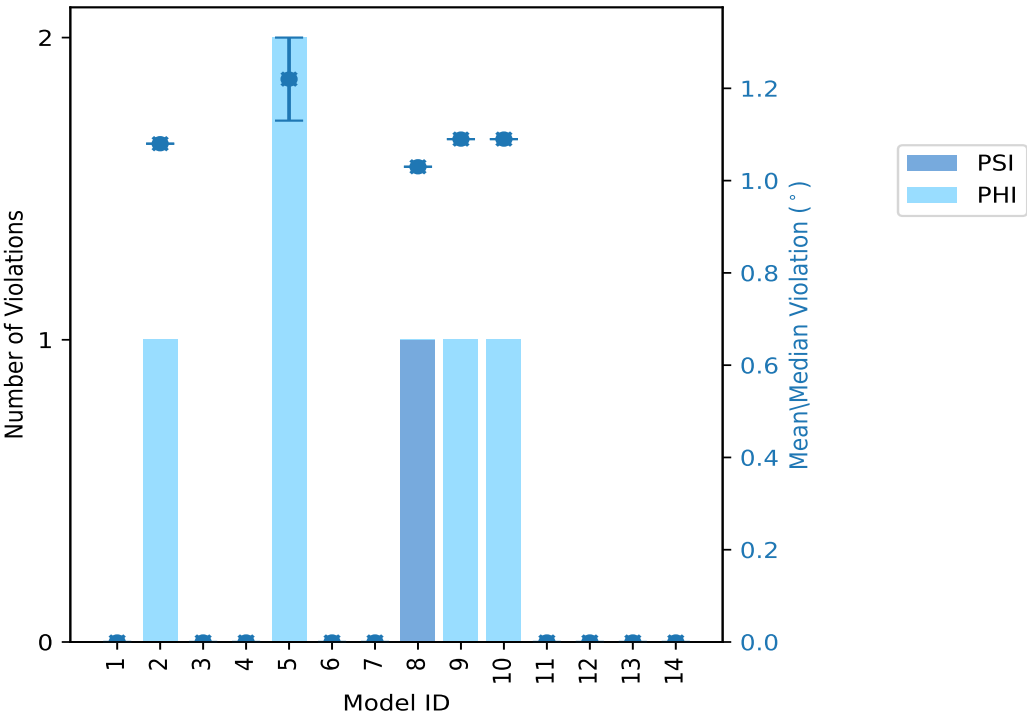
Violated and consistently violated restraints are shown using different hatch patterns in their respective categories

10.2 Dihedral-angle violation statistics for each model ⓘ

The following table provides the dihedral-angle violation statistics for each model in the ensemble. Violations less than 1° are not included in the statistics.

Model ID	Number of violations			Mean (°)	Max (°)	SD (°)	Median (°)
	PSI	PHI	Total				
1	0	0	0	0.0	0.0	0.0	0.0
2	0	1	1	1.08	1.08	0.0	1.08
3	0	0	0	0.0	0.0	0.0	0.0
4	0	0	0	0.0	0.0	0.0	0.0
5	0	2	2	1.22	1.31	0.09	1.22
6	0	0	0	0.0	0.0	0.0	0.0
7	0	0	0	0.0	0.0	0.0	0.0
8	1	0	1	1.03	1.03	0.0	1.03
9	0	1	1	1.09	1.09	0.0	1.09
10	0	1	1	1.09	1.09	0.0	1.09
11	0	0	0	0.0	0.0	0.0	0.0
12	0	0	0	0.0	0.0	0.0	0.0
13	0	0	0	0.0	0.0	0.0	0.0
14	0	0	0	0.0	0.0	0.0	0.0

10.2.1 Bar graph : Dihedral violation statistics for each model ⓘ



The mean(dot),median(x) and the standard deviation are shown in blue with respect to the y axis

on the right

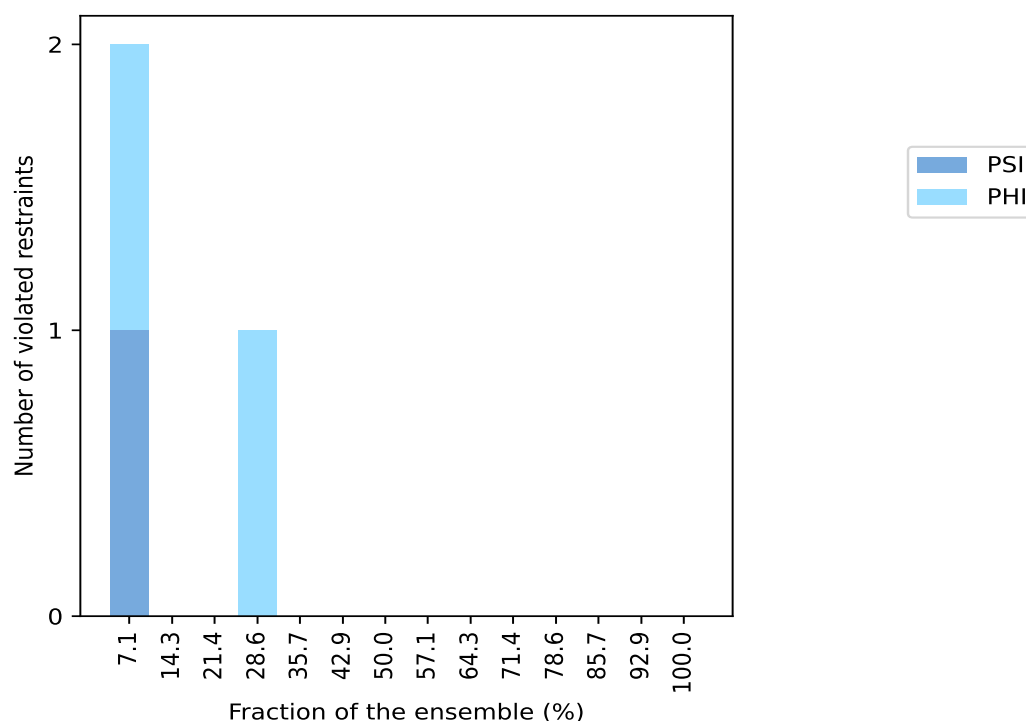
10.3 Dihedral-angle violation statistics for the ensemble

Violation analysis may find that some restraints are violated in very few models and some are violated in most of models. The following table provides this information as number of violated restraints for a given fraction of ensemble.

Number of violated restraints			Fraction of the ensemble	
PSI	PHI	Total	Count ¹	%
1	1	2	1	7.1
0	0	0	2	14.3
0	0	0	3	21.4
0	1	1	4	28.6
0	0	0	5	35.7
0	0	0	6	42.9
0	0	0	7	50.0
0	0	0	8	57.1
0	0	0	9	64.3
0	0	0	10	71.4
0	0	0	11	78.6
0	0	0	12	85.7
0	0	0	13	92.9
0	0	0	14	100.0

¹ Number of models with violations

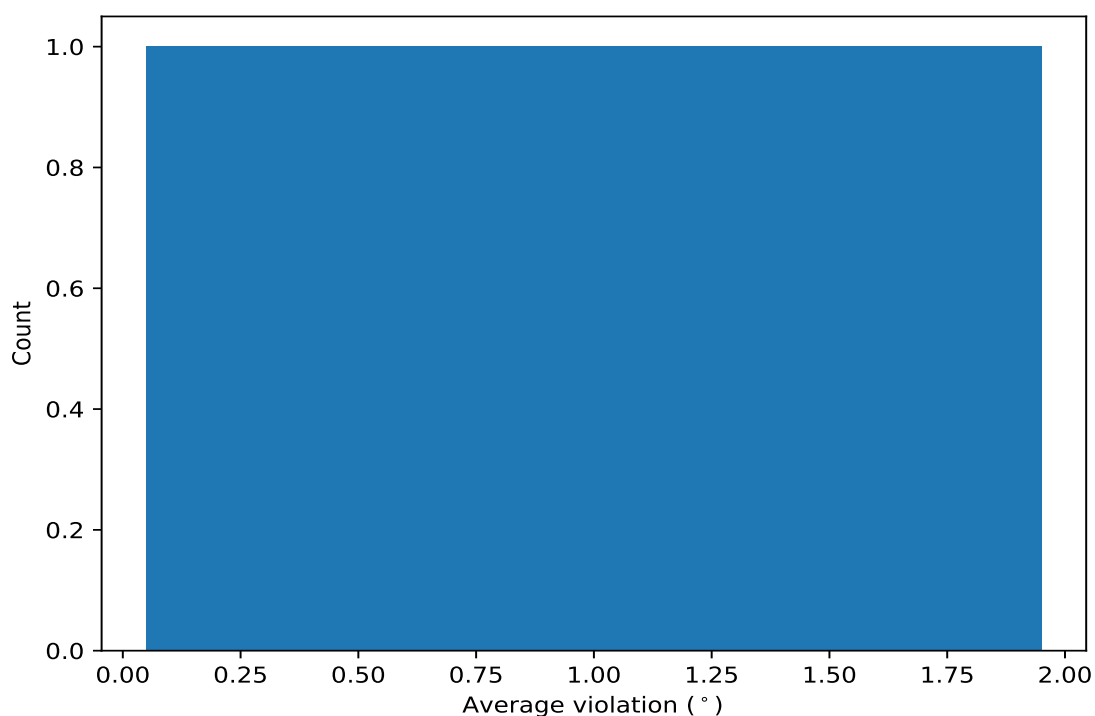
10.3.1 Bar graph : Dihedral-angle Violation statistics for the ensemble [i](#)



10.4 Most violated dihedral-angle restraints in the ensemble [i](#)

10.4.1 Histogram : Distribution of mean dihedral-angle violations [i](#)

The following histogram shows the distribution of the average value of the violation. The average is calculated for each restraint that is violated in more than one model over all the violated models in the ensemble



10.4.2 Table: Most violated dihedral-angle restraints [i](#)

The following table provides the mean and the standard deviation of the violation for each restraint sorted by number of violated models and the mean value. The Key (restraint list ID, restraint ID) is the unique identifier for a given restraint.

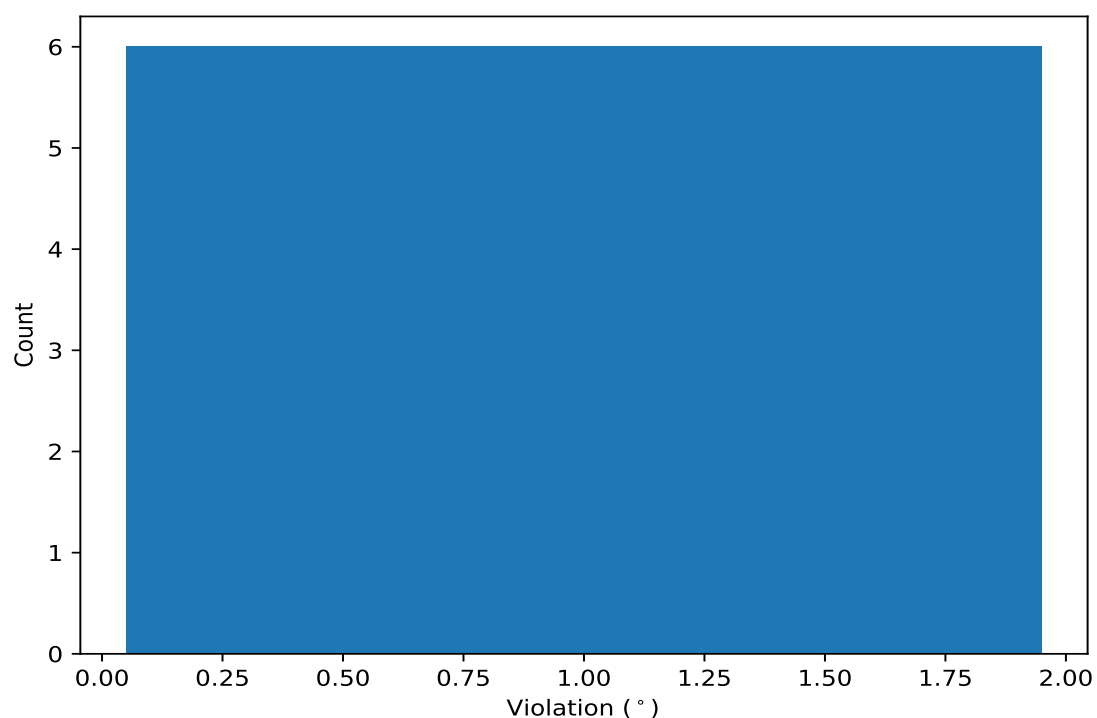
Key	Atom-1	Atom-2	Atom-3	Atom-4	Models ¹	Mean	SD ²	Median
(1,25)	1:1229:B:LEU:C	1:1230:B:VAL:N	1:1230:B:VAL:CA	1:1230:B:VAL:C	4	1.1	0.02	1.09

¹ Number of violated models, ²Standard deviation, All angle values are in degree (°)

10.5 All violated dihedral-angle restraints [i](#)

10.5.1 Histogram : Distribution of violations [i](#)

The following histogram shows the distribution of the absolute value of the violation for all violated restraints in the ensemble.



10.5.2 Table: All violated dihedral-angle restraints [i](#)

The following table lists the absolute value of the violation for each restraint in the ensemble sorted by its value. The Key (restraint list ID, restraint ID) is the unique identifier for a given restraint.

Key	Atom-1	Atom-2	Atom-3	Atom-4	Model ID	Violation (°)
(1,7)	1:1220:B:PHE:C	1:1221:B:ILE:N	1:1221:B:ILE:CA	1:1221:B:ILE:C	5	1.31
(1,25)	1:1229:B:LEU:C	1:1230:B:VAL:N	1:1230:B:VAL:CA	1:1230:B:VAL:C	5	1.13
(1,25)	1:1229:B:LEU:C	1:1230:B:VAL:N	1:1230:B:VAL:CA	1:1230:B:VAL:C	9	1.09
(1,25)	1:1229:B:LEU:C	1:1230:B:VAL:N	1:1230:B:VAL:CA	1:1230:B:VAL:C	10	1.09
(1,25)	1:1229:B:LEU:C	1:1230:B:VAL:N	1:1230:B:VAL:CA	1:1230:B:VAL:C	2	1.08
(1,2)	1:1218:B:LEU:N	1:1218:B:LEU:CA	1:1218:B:LEU:C	1:1219:B:GLY:N	8	1.03