



Full wwPDB EM Validation Report ⓘ

Nov 10, 2024 – 01:44 AM EST

PDB ID : 7KUX
EMDB ID : EMD-23040
Title : The Structure of the moss PSI-LHCI reveals the evolution of the LHCI antenna
Authors : Riddle, R.; Gorski, C.; Toporik, H.; Dobson, Z.; Da, Z.; Williams, D.; Mazor, Y.
Deposited on : 2020-11-25
Resolution : 2.80 Å(reported)

This is a Full wwPDB EM Validation Report for a publicly released PDB entry.

We welcome your comments at validation@mail.wwpdb.org

A user guide is available at

<https://www.wwpdb.org/validation/2017/EMValidationReportHelp>
with specific help available everywhere you see the ⓘ symbol.

The types of validation reports are described at

<http://www.wwpdb.org/validation/2017/FAQs#types>.

The following versions of software and data (see [references ⓘ](#)) were used in the production of this report:

EMDB validation analysis : 0.0.1.dev113
Mogul : 2022.3.0, CSD as543be (2022)
MolProbity : 4.02b-467
buster-report : 1.1.7 (2018)
Percentile statistics : 20231227.v01 (using entries in the PDB archive December 27th 2023)
MapQ : 1.9.13
Ideal geometry (proteins) : Engh & Huber (2001)
Ideal geometry (DNA, RNA) : Parkinson et al. (1996)
Validation Pipeline (wwPDB-VP) : 2.39

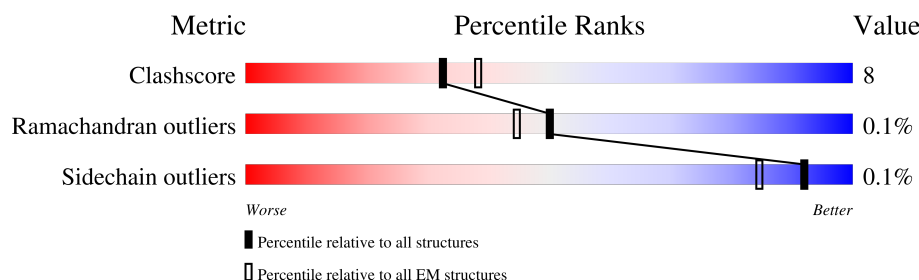
1 Overall quality at a glance

The following experimental techniques were used to determine the structure:

ELECTRON MICROSCOPY

The reported resolution of this entry is 2.80 Å.

Percentile scores (ranging between 0-100) for global validation metrics of the entry are shown in the following graphic. The table shows the number of entries on which the scores are based.



Metric	Whole archive (#Entries)	EM structures (#Entries)
Clashscore	210492	15764
Ramachandran outliers	207382	16835
Sidechain outliers	206894	16415

The table below summarises the geometric issues observed across the polymeric chains and their fit to the map. The red, orange, yellow and green segments of the bar indicate the fraction of residues that contain outliers for ≥ 3 , 2, 1 and 0 types of geometric quality criteria respectively. A grey segment represents the fraction of residues that are not modelled. The numeric value for each fraction is indicated below the corresponding segment, with a dot representing fractions $\leq 5\%$. The upper red bar (where present) indicates the fraction of residues that have poor fit to the EM map (all-atom inclusion $< 40\%$). The numeric value is given above the bar.

Mol	Chain	Length	Quality of chain
1	A	742	
2	B	732	
3	1	192	
4	2	203	
5	3	218	
6	4	203	
7	C	80	
8	D	142	

Continued on next page...

Continued from previous page...

Mol	Chain	Length	Quality of chain
9	E	63	
10	F	160	
11	G	91	
12	H	87	
13	I	34	
14	J	41	
15	K	81	
16	L	160	
17	M	30	

The following table lists non-polymeric compounds, carbohydrate monomers and non-standard residues in protein, DNA, RNA chains that are outliers for geometric or electron-density-fit criteria:

Mol	Type	Chain	Res	Chirality	Geometry	Clashes	Electron density
18	CL0	A	1011	X	-	-	-
19	CLA	1	602	X	-	-	-
19	CLA	1	603	X	-	-	-
19	CLA	1	604	X	-	-	-
19	CLA	1	606	X	-	-	-
19	CLA	1	608	X	-	-	-
19	CLA	1	609	X	-	-	-
19	CLA	1	610	X	-	-	-
19	CLA	1	612	X	-	-	-
19	CLA	1	613	X	-	-	-
19	CLA	1	614	X	-	-	-
19	CLA	1	615	X	-	-	-
19	CLA	2	603	X	-	-	-
19	CLA	2	604	X	-	-	-
19	CLA	2	609	X	-	-	-
19	CLA	2	610	X	-	-	-
19	CLA	2	612	X	-	-	-
19	CLA	2	613	X	-	-	-
19	CLA	2	614	X	-	-	-
19	CLA	3	602	X	-	-	-
19	CLA	3	604	X	-	-	-
19	CLA	3	605	X	-	-	-

Continued on next page...

Continued from previous page...

Mol	Type	Chain	Res	Chirality	Geometry	Clashes	Electron density
19	CLA	3	606	X	-	-	-
19	CLA	3	607	X	-	-	-
19	CLA	3	609	X	-	-	-
19	CLA	3	610	X	-	-	-
19	CLA	3	611	X	-	-	-
19	CLA	3	612	X	-	-	-
19	CLA	3	613	X	-	-	-
19	CLA	3	614	X	-	-	-
19	CLA	3	617	X	-	-	-
19	CLA	4	601	X	-	-	-
19	CLA	4	602	X	-	-	-
19	CLA	4	603	X	-	-	-
19	CLA	4	604	X	-	-	-
19	CLA	4	609	X	-	-	-
19	CLA	4	610	X	-	-	-
19	CLA	4	612	X	-	-	-
19	CLA	4	613	X	-	-	-
19	CLA	4	614	X	-	-	-
19	CLA	A	1022	X	-	-	-
19	CLA	A	1101	X	-	-	-
19	CLA	A	1103	X	-	-	-
19	CLA	A	1105	X	-	-	-
19	CLA	A	1106	X	-	-	-
19	CLA	A	1108	X	-	-	-
19	CLA	A	1109	X	-	-	-
19	CLA	A	1110	X	-	-	-
19	CLA	A	1114	X	-	-	-
19	CLA	A	1116	X	-	-	-
19	CLA	A	1117	X	-	-	-
19	CLA	A	1119	X	-	-	-
19	CLA	A	1121	X	-	-	-
19	CLA	A	1122	X	-	-	-
19	CLA	A	1125	X	-	-	-
19	CLA	A	1131	X	-	-	-
19	CLA	A	1132	X	-	-	-
19	CLA	A	1136	X	-	-	-
19	CLA	A	1137	X	-	-	-
19	CLA	A	1138	X	-	-	-
19	CLA	A	1139	X	-	-	-
19	CLA	A	1801	X	-	-	-
19	CLA	B	1012	X	-	-	-
19	CLA	B	1021	X	-	-	-

Continued on next page...

Continued from previous page...

Mol	Type	Chain	Res	Chirality	Geometry	Clashes	Electron density
19	CLA	B	1201	X	-	-	-
19	CLA	B	1202	X	-	-	-
19	CLA	B	1203	X	-	-	-
19	CLA	B	1204	X	-	-	-
19	CLA	B	1205	X	-	-	-
19	CLA	B	1208	X	-	-	-
19	CLA	B	1210	X	-	-	-
19	CLA	B	1211	X	-	-	-
19	CLA	B	1215	X	-	-	-
19	CLA	B	1216	X	-	-	-
19	CLA	B	1220	X	-	-	-
19	CLA	B	1222	X	-	-	-
19	CLA	B	1223	X	-	-	-
19	CLA	B	1224	X	-	-	-
19	CLA	B	1226	X	-	-	-
19	CLA	B	1228	X	-	-	-
19	CLA	B	1229	X	-	-	-
19	CLA	B	1230	X	-	-	-
19	CLA	B	1232	X	-	-	-
19	CLA	B	1234	X	-	-	-
19	CLA	B	1235	X	-	-	-
19	CLA	B	1237	X	-	-	-
19	CLA	B	1238	X	-	-	-
19	CLA	B	1240	X	-	-	-
19	CLA	F	301	X	-	-	-
19	CLA	F	302	X	-	-	-
19	CLA	F	303	X	-	-	-
19	CLA	G	201	X	-	-	-
19	CLA	G	202	X	-	-	-
19	CLA	H	200	X	-	-	-
19	CLA	J	102	X	-	-	-
19	CLA	K	201	X	-	-	-
19	CLA	K	202	X	-	-	-
19	CLA	K	203	X	-	-	-
19	CLA	K	204	X	-	-	-
19	CLA	L	303	X	-	-	-
27	CHL	1	601	X	-	-	-
27	CHL	1	607	X	-	-	-
27	CHL	2	601	X	-	-	-
27	CHL	2	602	X	-	-	-
27	CHL	2	606	X	-	-	-
27	CHL	2	607	X	-	-	-

Continued on next page...

Continued from previous page...

Mol	Type	Chain	Res	Chirality	Geometry	Clashes	Electron density
27	CHL	2	608	X	-	-	-
27	CHL	2	611	X	-	-	-
27	CHL	2	615	X	-	-	-
27	CHL	3	608	X	-	-	-
27	CHL	4	606	X	-	-	-
27	CHL	4	607	X	-	-	-
27	CHL	4	608	X	-	-	-
27	CHL	4	615	X	-	-	-
28	LUT	2	623	X	-	-	-
28	LUT	4	623	X	-	-	-

2 Entry composition

There are 29 unique types of molecules in this entry. The entry contains 35803 atoms, of which 0 are hydrogens and 0 are deuteriums.

In the tables below, the AltConf column contains the number of residues with at least one atom in alternate conformation and the Trace column contains the number of residues modelled with at most 2 atoms.

- Molecule 1 is a protein called Photosystem I P700 chlorophyll a apoprotein A1.

Mol	Chain	Residues	Atoms					AltConf	Trace
1	A	742	Total	C	N	O	S	0	0
			5837	3827	993	998	19		

- Molecule 2 is a protein called Photosystem I P700 chlorophyll a apoprotein A2.

Mol	Chain	Residues	Atoms					AltConf	Trace
2	B	732	Total	C	N	O	S	0	0
			5845	3836	995	998	16		

- Molecule 3 is a protein called Chlorophyll a-b binding protein, chloroplastic.

Mol	Chain	Residues	Atoms					AltConf	Trace
3	1	192	Total	C	N	O	S	0	0
			1473	961	247	264	1		

- Molecule 4 is a protein called Chlorophyll a-b binding protein, chloroplastic.

Mol	Chain	Residues	Atoms					AltConf	Trace
4	2	203	Total	C	N	O	S	0	0
			1567	1021	262	280	4		

- Molecule 5 is a protein called Chlorophyll a-b binding protein, chloroplastic.

Mol	Chain	Residues	Atoms					AltConf	Trace
5	3	218	Total	C	N	O	S	0	0
			1678	1099	272	300	7		

- Molecule 6 is a protein called Chlorophyll a-b binding protein, chloroplastic.

Mol	Chain	Residues	Atoms					AltConf	Trace
6	4	203	Total	C	N	O	S	0	0
			1574	1024	264	281	5		

- Molecule 7 is a protein called Photosystem I iron-sulfur center.

Mol	Chain	Residues	Atoms					AltConf	Trace
7	C	80	Total	C	N	O	S	0	0
			596	365	103	117	11		

- Molecule 8 is a protein called PsaD.

Mol	Chain	Residues	Atoms					AltConf	Trace
8	D	142	Total	C	N	O	S	0	0
			1109	711	195	200	3		

- Molecule 9 is a protein called PsaE.

Mol	Chain	Residues	Atoms				AltConf	Trace
9	E	63	Total	C	N	O	0	0
			500	317	89	94		

- Molecule 10 is a protein called PSI-F.

Mol	Chain	Residues	Atoms					AltConf	Trace
10	F	160	Total	C	N	O	S	0	0
			1239	801	215	220	3		

- Molecule 11 is a protein called PSI-G.

Mol	Chain	Residues	Atoms				AltConf	Trace
11	G	91	Total	C	N	O	0	0
			689	444	119	126		

- Molecule 12 is a protein called PsaH.

Mol	Chain	Residues	Atoms					AltConf	Trace
12	H	87	Total	C	N	O	S	0	0
			659	418	114	126	1		

- Molecule 13 is a protein called Photosystem I reaction center subunit VIII.

Mol	Chain	Residues	Atoms					AltConf	Trace
13	I	34	Total	C	N	O	S	0	0
			266	181	35	48	2		

- Molecule 14 is a protein called Photosystem I reaction center subunit IX.

Mol	Chain	Residues	Atoms					AltConf	Trace
14	J	41	Total	C	N	O	S	0	0
			325	222	48	54	1		

- Molecule 15 is a protein called PsaK.

Mol	Chain	Residues	Atoms					AltConf	Trace
15	K	81	Total	C	N	O	S	0	0
			561	352	97	108	4		

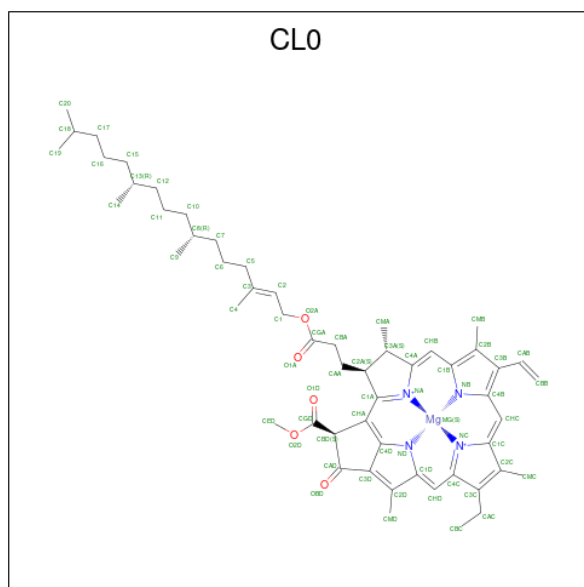
- Molecule 16 is a protein called PSI subunit V.

Mol	Chain	Residues	Atoms					AltConf	Trace
16	L	160	Total	C	N	O	S	0	0
			1171	771	188	210	2		

- Molecule 17 is a protein called Photosystem I reaction center subunit XII.

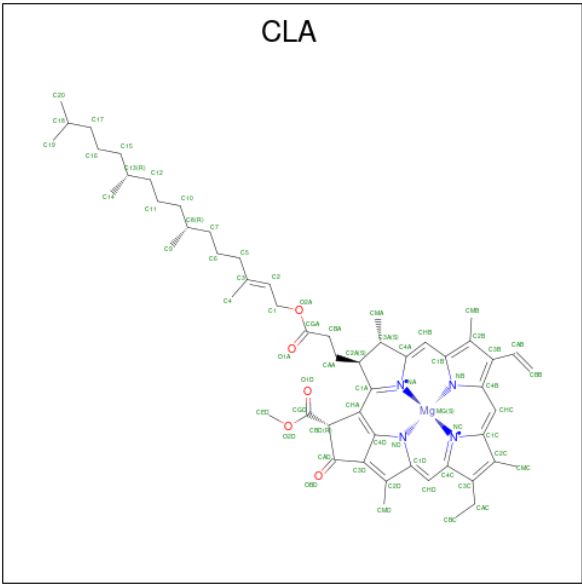
Mol	Chain	Residues	Atoms					AltConf	Trace
17	M	30	Total	C	N	O		0	0
			223	146	36	41			

- Molecule 18 is CHLOROPHYLL A ISOMER (three-letter code: CL0) (formula: $C_{55}H_{72}MgN_4O_5$) (labeled as "Ligand of Interest" by depositor).



Mol	Chain	Residues	Atoms					AltConf
18	A	1	Total	C	Mg	N	O	0
			65	55	1	4	5	

- Molecule 19 is CHLOROPHYLL A (three-letter code: CLA) (formula: C₅₅H₇₂MgN₄O₅) (labeled as "Ligand of Interest" by depositor).



Mol	Chain	Residues	Atoms					AltConf
19	A	1	Total	C	Mg	N	O	0
			56	46	1	4	5	
19	A	1	Total	C	Mg	N	O	0
			65	55	1	4	5	
19	A	1	Total	C	Mg	N	O	0
			50	40	1	4	5	
19	A	1	Total	C	Mg	N	O	0
			45	35	1	4	5	
19	A	1	Total	C	Mg	N	O	0
			65	55	1	4	5	
19	A	1	Total	C	Mg	N	O	0
			65	55	1	4	5	
19	A	1	Total	C	Mg	N	O	0
			50	40	1	4	5	
19	A	1	Total	C	Mg	N	O	0
			55	45	1	4	5	
19	A	1	Total	C	Mg	N	O	0
			45	35	1	4	5	
19	A	1	Total	C	Mg	N	O	0
			45	35	1	4	5	
19	A	1	Total	C	Mg	N	O	0
			65	55	1	4	5	
19	A	1	Total	C	Mg	N	O	0
			55	45	1	4	5	

Continued on next page...

Continued from previous page...

Mol	Chain	Residues	Atoms					AltConf
19	A	1	Total	C	Mg	N	O	0
			65	55	1	4	5	
19	A	1	Total	C	Mg	N	O	0
			45	35	1	4	5	
19	A	1	Total	C	Mg	N	O	0
			45	35	1	4	5	
19	A	1	Total	C	Mg	N	O	0
			45	35	1	4	5	
19	A	1	Total	C	Mg	N	O	0
			54	44	1	4	5	
19	A	1	Total	C	Mg	N	O	0
			54	44	1	4	5	
19	A	1	Total	C	Mg	N	O	0
			65	55	1	4	5	
19	A	1	Total	C	Mg	N	O	0
			55	45	1	4	5	
19	A	1	Total	C	Mg	N	O	0
			65	55	1	4	5	
19	A	1	Total	C	Mg	N	O	0
			45	35	1	4	5	
19	A	1	Total	C	Mg	N	O	0
			51	41	1	4	5	
19	A	1	Total	C	Mg	N	O	0
			60	50	1	4	5	
19	A	1	Total	C	Mg	N	O	0
			57	47	1	4	5	
19	A	1	Total	C	Mg	N	O	0
			60	50	1	4	5	
19	A	1	Total	C	Mg	N	O	0
			60	50	1	4	5	
19	A	1	Total	C	Mg	N	O	0
			65	55	1	4	5	
19	A	1	Total	C	Mg	N	O	0
			65	55	1	4	5	
19	A	1	Total	C	Mg	N	O	0
			60	50	1	4	5	
19	A	1	Total	C	Mg	N	O	0
			65	55	1	4	5	
19	A	1	Total	C	Mg	N	O	0
			65	55	1	4	5	
19	A	1	Total	C	Mg	N	O	0
			45	35	1	4	5	

Continued on next page...

Continued from previous page...

Mol	Chain	Residues	Atoms					AltConf
19	A	1	Total	C	Mg	N	O	0
			45	35	1	4	5	
19	A	1	Total	C	Mg	N	O	0
			51	41	1	4	5	
19	A	1	Total	C	Mg	N	O	0
			65	55	1	4	5	
19	A	1	Total	C	Mg	N	O	0
			45	35	1	4	5	
19	A	1	Total	C	Mg	N	O	0
			51	41	1	4	5	
19	A	1	Total	C	Mg	N	O	0
			50	40	1	4	5	
19	A	1	Total	C	Mg	N	O	0
			50	40	1	4	5	
19	A	1	Total	C	Mg	N	O	0
			65	55	1	4	5	
19	A	1	Total	C	Mg	N	O	0
			60	50	1	4	5	
19	A	1	Total	C	Mg	N	O	0
			50	40	1	4	5	
19	B	1	Total	C	Mg	N	O	0
			61	51	1	4	5	
19	B	1	Total	C	Mg	N	O	0
			55	45	1	4	5	
19	B	1	Total	C	Mg	N	O	0
			65	55	1	4	5	
19	B	1	Total	C	Mg	N	O	0
			50	40	1	4	5	
19	B	1	Total	C	Mg	N	O	0
			65	55	1	4	5	
19	B	1	Total	C	Mg	N	O	0
			65	55	1	4	5	
19	B	1	Total	C	Mg	N	O	0
			61	51	1	4	5	
19	B	1	Total	C	Mg	N	O	0
			65	55	1	4	5	
19	B	1	Total	C	Mg	N	O	0
			47	37	1	4	5	
19	B	1	Total	C	Mg	N	O	0
			45	35	1	4	5	
19	B	1	Total	C	Mg	N	O	0
			45	35	1	4	5	

Continued on next page...

Continued from previous page...

Mol	Chain	Residues	Atoms					AltConf
19	B	1	Total	C	Mg	N	O	0
			65	55	1	4	5	
19	B	1	Total	C	Mg	N	O	0
			56	46	1	4	5	
19	B	1	Total	C	Mg	N	O	0
			45	35	1	4	5	
19	B	1	Total	C	Mg	N	O	0
			55	45	1	4	5	
19	B	1	Total	C	Mg	N	O	0
			59	49	1	4	5	
19	B	1	Total	C	Mg	N	O	0
			60	50	1	4	5	
19	B	1	Total	C	Mg	N	O	0
			55	45	1	4	5	
19	B	1	Total	C	Mg	N	O	0
			45	35	1	4	5	
19	B	1	Total	C	Mg	N	O	0
			45	35	1	4	5	
19	B	1	Total	C	Mg	N	O	0
			45	35	1	4	5	
19	B	1	Total	C	Mg	N	O	0
			54	44	1	4	5	
19	B	1	Total	C	Mg	N	O	0
			46	36	1	4	5	
19	B	1	Total	C	Mg	N	O	0
			65	55	1	4	5	
19	B	1	Total	C	Mg	N	O	0
			61	51	1	4	5	
19	B	1	Total	C	Mg	N	O	0
			65	55	1	4	5	
19	B	1	Total	C	Mg	N	O	0
			55	45	1	4	5	
19	B	1	Total	C	Mg	N	O	0
			45	35	1	4	5	
19	B	1	Total	C	Mg	N	O	0
			49	39	1	4	5	
19	B	1	Total	C	Mg	N	O	0
			55	45	1	4	5	
19	B	1	Total	C	Mg	N	O	0
			45	35	1	4	5	
19	B	1	Total	C	Mg	N	O	0
			45	35	1	4	5	

Continued on next page...

Continued from previous page...

Mol	Chain	Residues	Atoms					AltConf
19	B	1	Total	C	Mg	N	O	0
			45	35	1	4	5	
19	B	1	Total	C	Mg	N	O	0
			51	41	1	4	5	
19	B	1	Total	C	Mg	N	O	0
			55	45	1	4	5	
19	B	1	Total	C	Mg	N	O	0
			47	37	1	4	5	
19	B	1	Total	C	Mg	N	O	0
			65	55	1	4	5	
19	B	1	Total	C	Mg	N	O	0
			65	55	1	4	5	
19	B	1	Total	C	Mg	N	O	0
			45	35	1	4	5	
19	B	1	Total	C	Mg	N	O	0
			65	55	1	4	5	
19	1	1	Total	C	Mg	N	O	0
			60	50	1	4	5	
19	1	1	Total	C	Mg	N	O	0
			55	45	1	4	5	
19	1	1	Total	C	Mg	N	O	0
			50	40	1	4	5	
19	1	1	Total	C	Mg	N	O	0
			45	35	1	4	5	
19	1	1	Total	C	Mg	N	O	0
			50	40	1	4	5	
19	1	1	Total	C	Mg	N	O	0
			60	50	1	4	5	
19	1	1	Total	C	Mg	N	O	0
			55	45	1	4	5	
19	1	1	Total	C	Mg	N	O	0
			46	36	1	4	5	
19	1	1	Total	C	Mg	N	O	0
			46	36	1	4	5	
19	1	1	Total	C	Mg	N	O	0
			55	45	1	4	5	
19	1	1	Total	C	Mg	N	O	0
			46	36	1	4	5	
19	1	1	Total	C	Mg	N	O	0
			46	36	1	4	5	
19	2	1	Total	C	Mg	N	O	0
			46	36	1	4	5	

Continued on next page...

Continued from previous page...

Mol	Chain	Residues	Atoms					AltConf
19	2	1	Total	C	Mg	N	O	0
			50	40	1	4	5	
19	2	1	Total	C	Mg	N	O	0
			55	45	1	4	5	
19	2	1	Total	C	Mg	N	O	0
			60	50	1	4	5	
19	2	1	Total	C	Mg	N	O	0
			52	42	1	4	5	
19	2	1	Total	C	Mg	N	O	0
			65	55	1	4	5	
19	2	1	Total	C	Mg	N	O	0
			50	40	1	4	5	
19	3	1	Total	C	Mg	N	O	0
			60	50	1	4	5	
19	3	1	Total	C	Mg	N	O	0
			55	45	1	4	5	
19	3	1	Total	C	Mg	N	O	0
			50	40	1	4	5	
19	3	1	Total	C	Mg	N		0
			27	22	1	4		
19	3	1	Total	C	Mg	N	O	0
			46	36	1	4	5	
19	3	1	Total	C	Mg	N	O	0
			60	50	1	4	5	
19	3	1	Total	C	Mg	N	O	0
			60	50	1	4	5	
19	3	1	Total	C	Mg	N	O	0
			55	45	1	4	5	
19	3	1	Total	C	Mg	N	O	0
			41	33	1	4	3	
19	3	1	Total	C	Mg	N	O	0
			45	35	1	4	5	
19	3	1	Total	C	Mg	N	O	0
			55	45	1	4	5	
19	3	1	Total	C	Mg	N	O	0
			48	38	1	4	5	
19	3	1	Total	C	Mg	N	O	0
			46	36	1	4	5	
19	4	1	Total	C	Mg	N	O	0
			50	40	1	4	5	
19	4	1	Total	C	Mg	N	O	0
			46	36	1	4	5	

Continued on next page...

Continued from previous page...

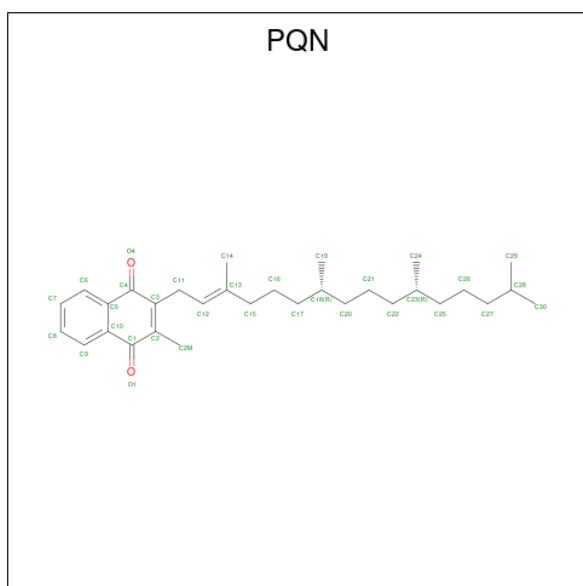
Mol	Chain	Residues	Atoms					AltConf
19	4	1	Total 60	C 50	Mg 1	N 4	O 5	0
19	4	1	Total 55	C 45	Mg 1	N 4	O 5	0
19	4	1	Total 50	C 40	Mg 1	N 4	O 5	0
19	4	1	Total 55	C 45	Mg 1	N 4	O 5	0
19	4	1	Total 55	C 45	Mg 1	N 4	O 5	0
19	4	1	Total 55	C 45	Mg 1	N 4	O 5	0
19	4	1	Total 46	C 36	Mg 1	N 4	O 5	0
19	4	1	Total 55	C 45	Mg 1	N 4	O 5	0
19	F	1	Total 45	C 35	Mg 1	N 4	O 5	0
19	F	1	Total 46	C 36	Mg 1	N 4	O 5	0
19	F	1	Total 27	C 22	Mg 1	N 4		0
19	G	1	Total 55	C 45	Mg 1	N 4	O 5	0
19	G	1	Total 50	C 40	Mg 1	N 4	O 5	0
19	G	1	Total 46	C 36	Mg 1	N 4	O 5	0
19	H	1	Total 45	C 35	Mg 1	N 4	O 5	0
19	I	1	Total 65	C 55	Mg 1	N 4	O 5	0
19	J	1	Total 45	C 35	Mg 1	N 4	O 5	0
19	K	1	Total 55	C 45	Mg 1	N 4	O 5	0
19	K	1	Total 46	C 36	Mg 1	N 4	O 5	0
19	K	1	Total 27	C 22	Mg 1	N 4		0
19	K	1	Total 45	C 35	Mg 1	N 4	O 5	0

Continued on next page...

Continued from previous page...

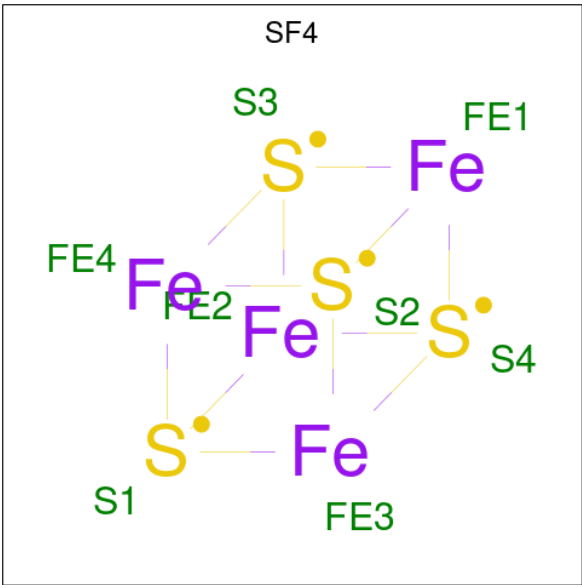
Mol	Chain	Residues	Atoms					AltConf
19	L	1	Total	C	Mg	N	O	0
			50	40	1	4	5	
19	L	1	Total	C	Mg	N	O	0
			60	50	1	4	5	
19	L	1	Total	C	Mg	N	O	0
			45	35	1	4	5	

- Molecule 20 is PHYLLOQUINONE (three-letter code: PQN) (formula: $C_{31}H_{46}O_2$) (labeled as "Ligand of Interest" by depositor).



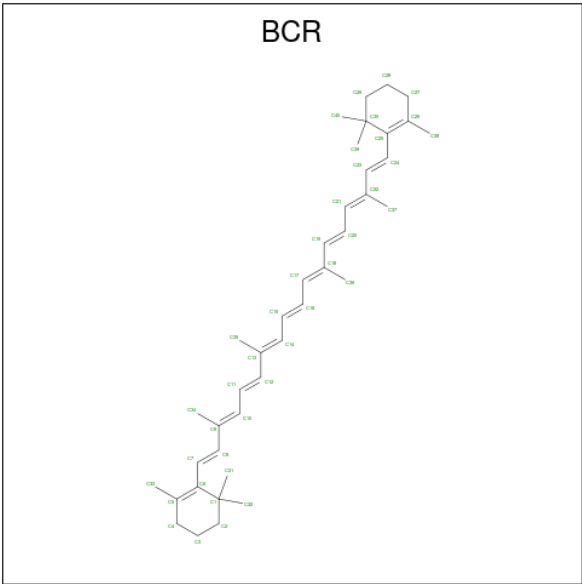
Mol	Chain	Residues	Atoms			AltConf
20	A	1	Total	C	O	0
			33	31	2	
20	B	1	Total	C	O	0
			33	31	2	

- Molecule 21 is IRON/SULFUR CLUSTER (three-letter code: SF4) (formula: Fe_4S_4) (labeled as "Ligand of Interest" by depositor).



Mol	Chain	Residues	Atoms			AltConf
21	A	1	Total	Fe	S	0
			8	4	4	
21	C	1	Total	Fe	S	0
			8	4	4	
21	C	1	Total	Fe	S	0
			8	4	4	

- Molecule 22 is BETA-CAROTENE (three-letter code: BCR) (formula: C₄₀H₅₆) (labeled as "Ligand of Interest" by depositor).



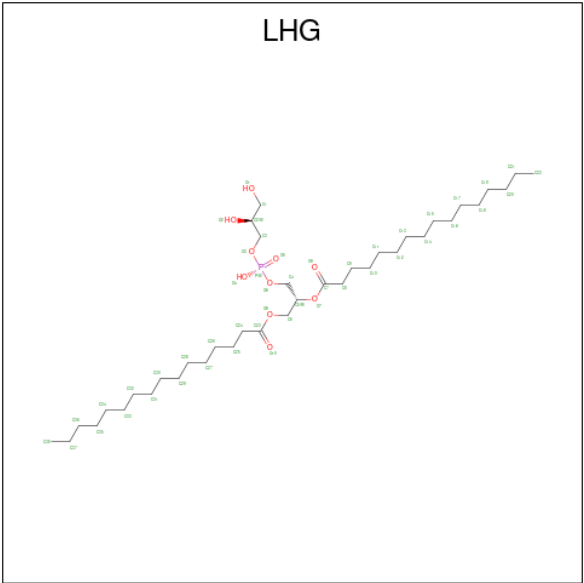
Mol	Chain	Residues	Atoms	AltConf
22	A	1	Total C 40 40	0
22	A	1	Total C 40 40	0
22	A	1	Total C 40 40	0
22	A	1	Total C 40 40	0
22	A	1	Total C 40 40	0
22	A	1	Total C 40 40	0
22	B	1	Total C 40 40	0
22	B	1	Total C 40 40	0
22	B	1	Total C 40 40	0
22	B	1	Total C 40 40	0
22	B	1	Total C 40 40	0
22	B	1	Total C 40 40	0
22	B	1	Total C 40 40	0
22	B	1	Total C 40 40	0
22	1	1	Total C 25 25	0
22	3	1	Total C 40 40	0
22	3	1	Total C 40 40	0
22	F	1	Total C 40 40	0
22	G	1	Total C 40 40	0
22	I	1	Total C 40 40	0
22	I	1	Total C 40 40	0
22	J	1	Total C 40 40	0
22	J	1	Total C 40 40	0

Continued on next page...

Continued from previous page...

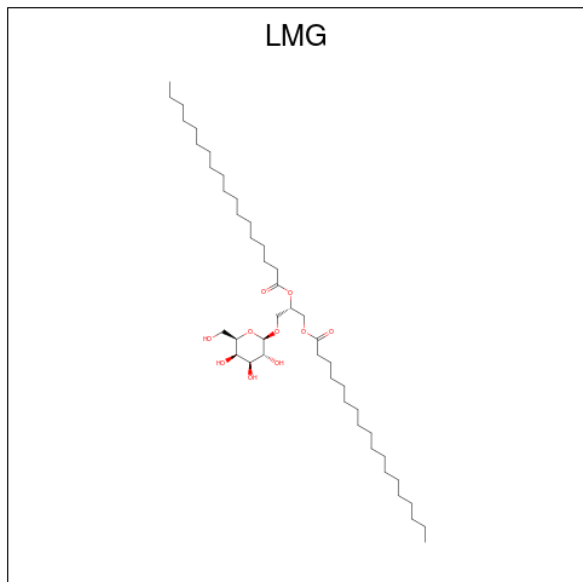
Mol	Chain	Residues	Atoms		AltConf
22	K	1	Total	C	0
			40	40	
22	L	1	Total	C	0
			40	40	
22	L	1	Total	C	0
			40	40	
22	M	1	Total	C	0
			40	40	

- Molecule 23 is 1,2-DIPALMITOYL-PHOSPHATIDYL-GLYCEROLE (three-letter code: LHG) (formula: C₃₈H₇₅O₁₀P) (labeled as "Ligand of Interest" by depositor).



Mol	Chain	Residues	Atoms				AltConf
23	A	1	Total	C	O	P	0
			49	38	10	1	
23	A	1	Total	C	O	P	0
			31	20	10	1	
23	B	1	Total	C	O	P	0
			35	24	10	1	
23	1	1	Total	C	O	P	0
			37	26	10	1	
23	2	1	Total	C	O	P	0
			32	21	10	1	
23	3	1	Total	C	O	P	0
			34	23	10	1	
23	4	1	Total	C	O	P	0
			38	27	10	1	

- Molecule 24 is 1,2-DISTEAROYL-MONOGALACTOSYL-DIGLYCERIDE (three-letter code: LMG) (formula: $C_{45}H_{86}O_{10}$) (labeled as "Ligand of Interest" by depositor).

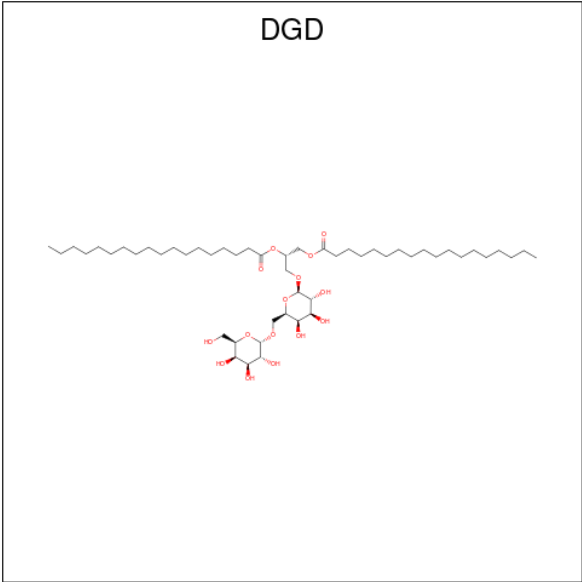


Mol	Chain	Residues	Atoms			AltConf
24	A	1	Total	C	O	0
			34	24	10	
24	2	1	Total	C	O	0
			36	26	10	
24	J	1	Total	C	O	0
			49	39	10	
24	J	1	Total	C	O	0
			26	16	10	

- Molecule 25 is DODECYL-BETA-D-MALTOSIDE (three-letter code: LMT) (formula: $C_{24}H_{46}O_{11}$) (labeled as "Ligand of Interest" by depositor).

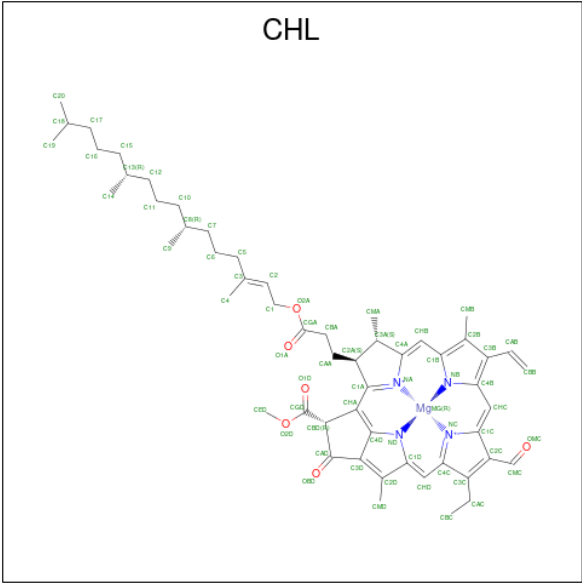


- Molecule 26 is DIGALACTOSYL DIACYL GLYCEROL (DGDG) (three-letter code: DGD) (formula: C₅₁H₉₆O₁₅) (labeled as "Ligand of Interest" by depositor).



Mol	Chain	Residues	Atoms			AltConf
26	B	1	Total	C	O	0
			61	46	15	

- Molecule 27 is CHLOROPHYLL B (three-letter code: CHL) (formula: C₅₅H₇₀MgN₄O₆) (labeled as "Ligand of Interest" by depositor).



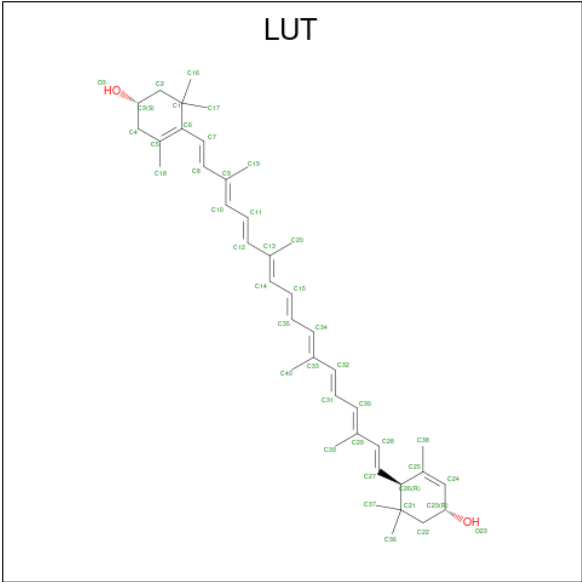
Mol	Chain	Residues	Atoms					AltConf
27	1	1	Total	C	Mg	N	O	0
			47	36	1	4	6	
27	1	1	Total	C	Mg	N	O	0
			56	45	1	4	6	

Continued on next page...

Continued from previous page...

Mol	Chain	Residues	Atoms					AltConf
27	2	1	Total	C	Mg	N	O	0
			56	45	1	4	6	
27	2	1	Total	C	Mg	N	O	0
			46	35	1	4	6	
27	2	1	Total	C	Mg	N	O	0
			47	36	1	4	6	
27	2	1	Total	C	Mg	N	O	0
			48	37	1	4	6	
27	2	1	Total	C	Mg	N	O	0
			56	45	1	4	6	
27	2	1	Total	C	Mg	N	O	0
			47	36	1	4	6	
27	2	1	Total	C	Mg	N	O	0
			66	55	1	4	6	
27	3	1	Total	C	Mg	N	O	0
			47	36	1	4	6	
27	4	1	Total	C	Mg	N	O	0
			47	36	1	4	6	
27	4	1	Total	C	Mg	N	O	0
			47	36	1	4	6	
27	4	1	Total	C	Mg	N	O	0
			51	40	1	4	6	
27	4	1	Total	C	Mg	N	O	0
			43	34	1	4	4	

- Molecule 28 is (3R,3'R,6S)-4,5-DIDEHYDRO-5,6-DIHYDRO-BETA,BETA-CAROTENE-3,3'-DIOL (three-letter code: LUT) (formula: C₄₀H₅₆O₂) (labeled as "Ligand of Interest" by depositor).



Mol	Chain	Residues	Atoms			AltConf
28	1	1	Total	C	O	0
			42	40	2	
28	1	1	Total	C	O	0
			42	40	2	
28	2	1	Total	C	O	0
			42	40	2	
28	2	1	Total	C	O	0
			42	40	2	
28	2	1	Total	C	O	0
			42	40	2	
28	3	1	Total	C	O	0
			42	40	2	
28	3	1	Total	C	O	0
			42	40	2	
28	4	1	Total	C	O	0
			42	40	2	
28	4	1	Total	C	O	0
			42	40	2	
28	4	1	Total	C	O	0
			42	40	2	

- Molecule 29 is water.

Mol	Chain	Residues	Atoms		AltConf
29	A	15	Total	O	0
			15	15	
29	B	23	Total	O	0
			23	23	

Continued on next page...

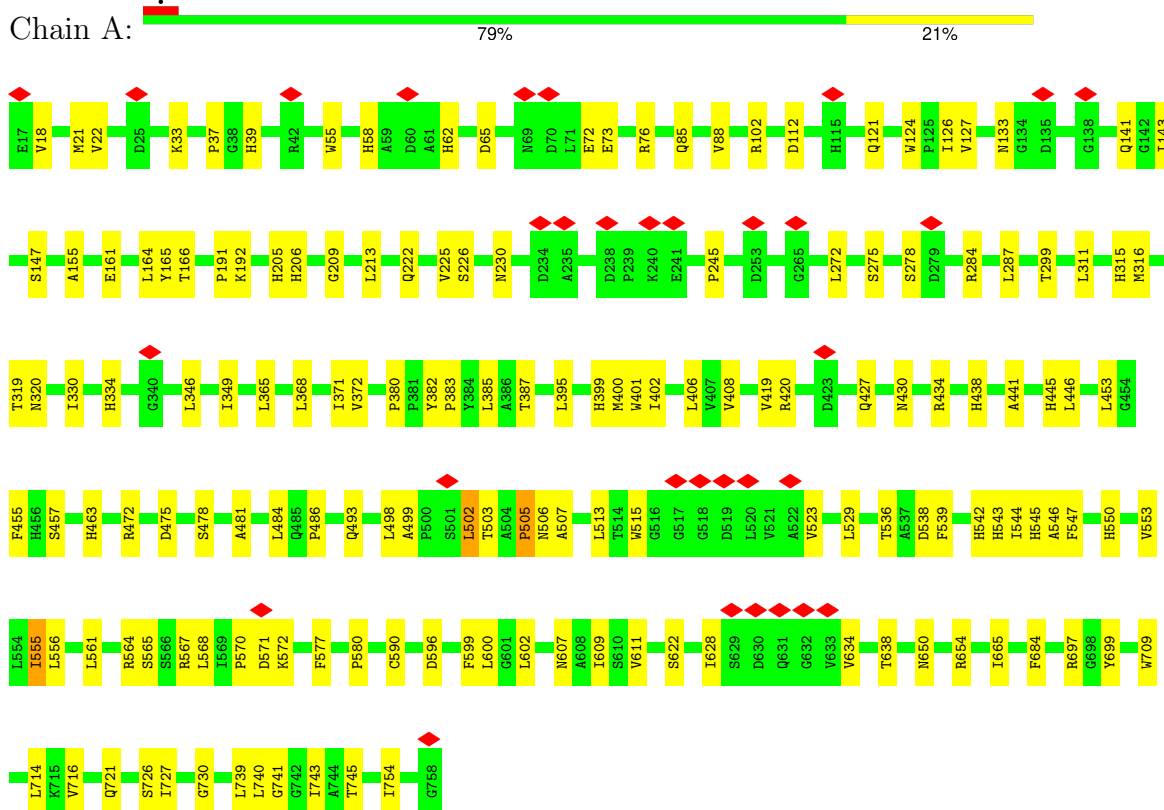
Continued from previous page...

Mol	Chain	Residues	Atoms		AltConf
29	3	1	Total 1	O 1	0
29	4	1	Total 1	O 1	0
29	C	2	Total 2	O 2	0
29	D	1	Total 1	O 1	0
29	F	1	Total 1	O 1	0
29	G	1	Total 1	O 1	0

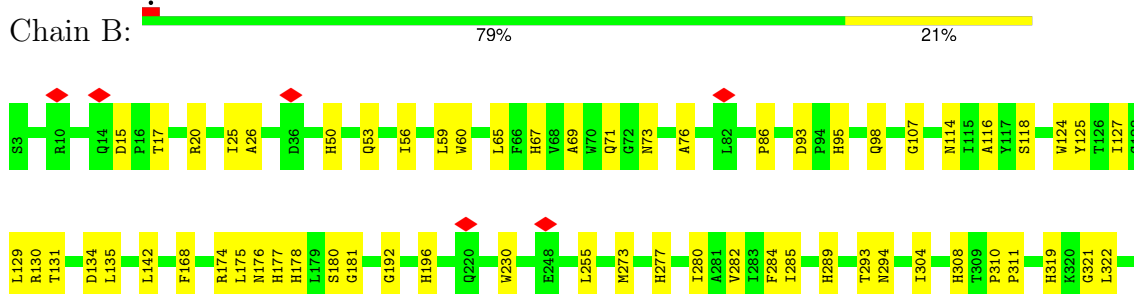
3 Residue-property plots

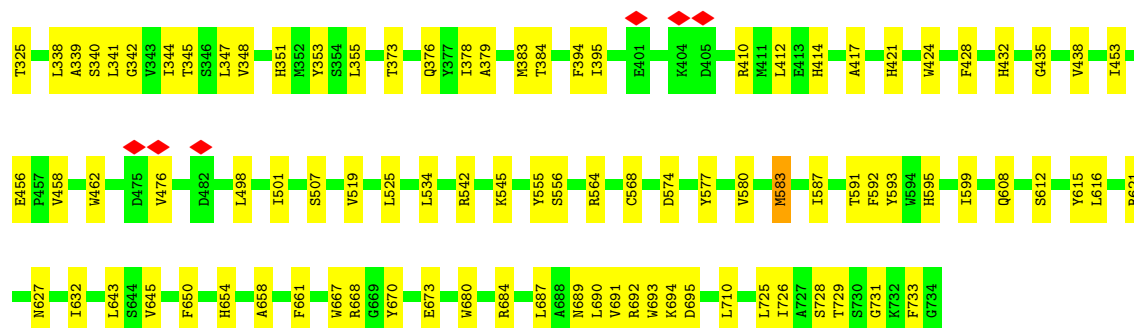
These plots are drawn for all protein, RNA, DNA and oligosaccharide chains in the entry. The first graphic for a chain summarises the proportions of the various outlier classes displayed in the second graphic. The second graphic shows the sequence view annotated by issues in geometry and atom inclusion in map density. Residues are color-coded according to the number of geometric quality criteria for which they contain at least one outlier: green = 0, yellow = 1, orange = 2 and red = 3 or more. A red diamond above a residue indicates a poor fit to the EM map for this residue (all-atom inclusion < 40%). Stretches of 2 or more consecutive residues without any outlier are shown as a green connector. Residues present in the sample, but not in the model, are shown in grey.

- Molecule 1: Photosystem I P700 chlorophyll a apoprotein A1

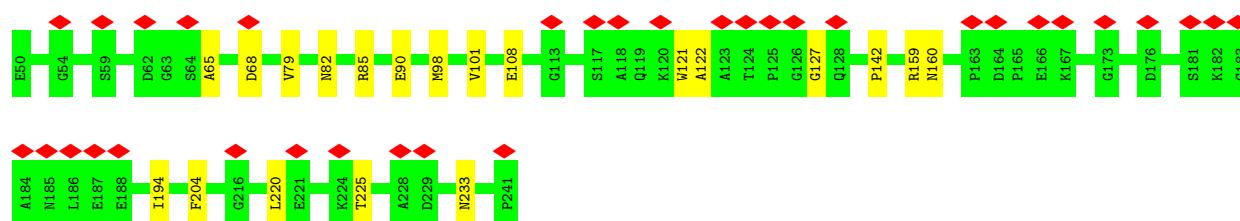


- Molecule 2: Photosystem I P700 chlorophyll a apoprotein A2

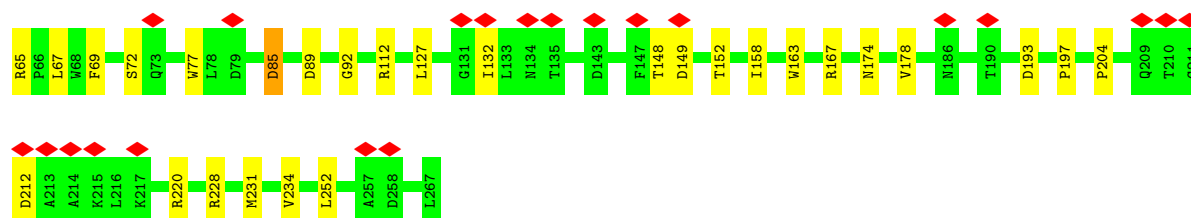
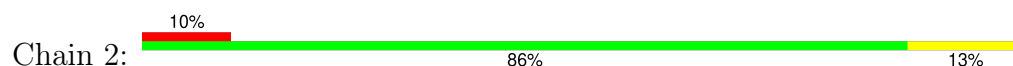




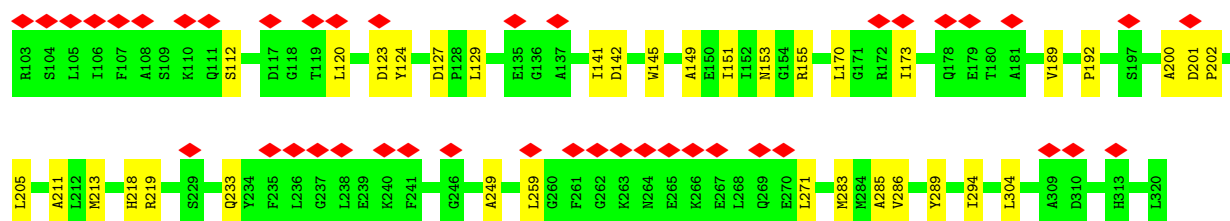
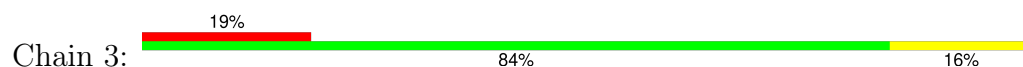
• Molecule 3: Chlorophyll a-b binding protein, chloroplastic



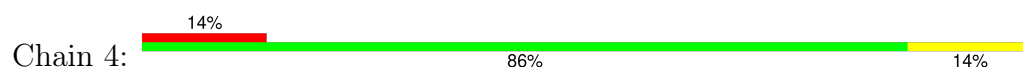
• Molecule 4: Chlorophyll a-b binding protein, chloroplastic

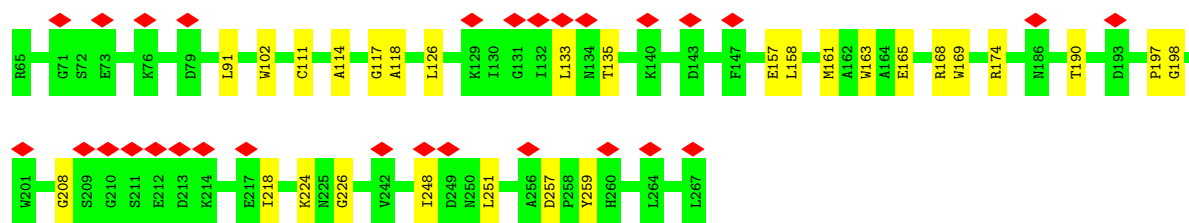


• Molecule 5: Chlorophyll a-b binding protein, chloroplastic

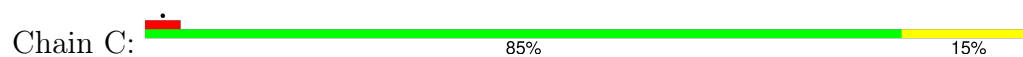


• Molecule 6: Chlorophyll a-b binding protein, chloroplastic

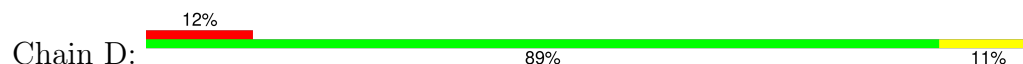




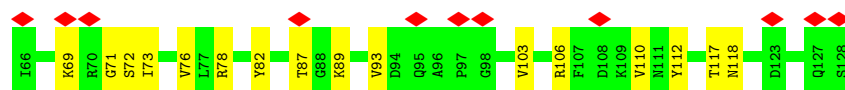
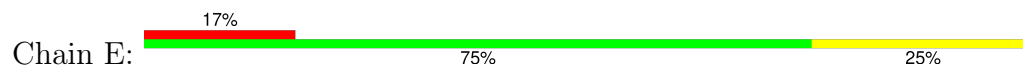
• Molecule 7: Photosystem I iron-sulfur center



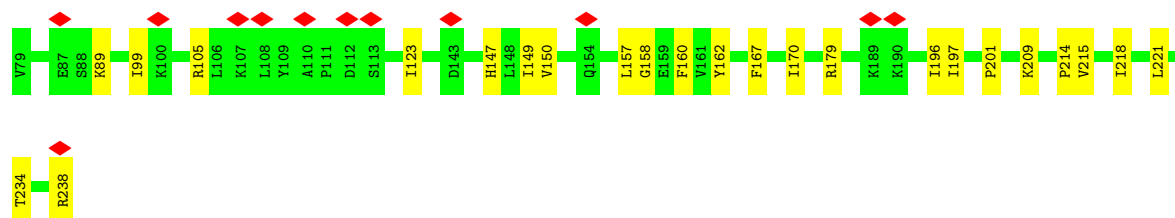
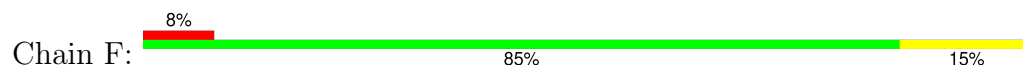
• Molecule 8: Psad



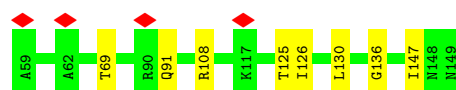
• Molecule 9: PsaE



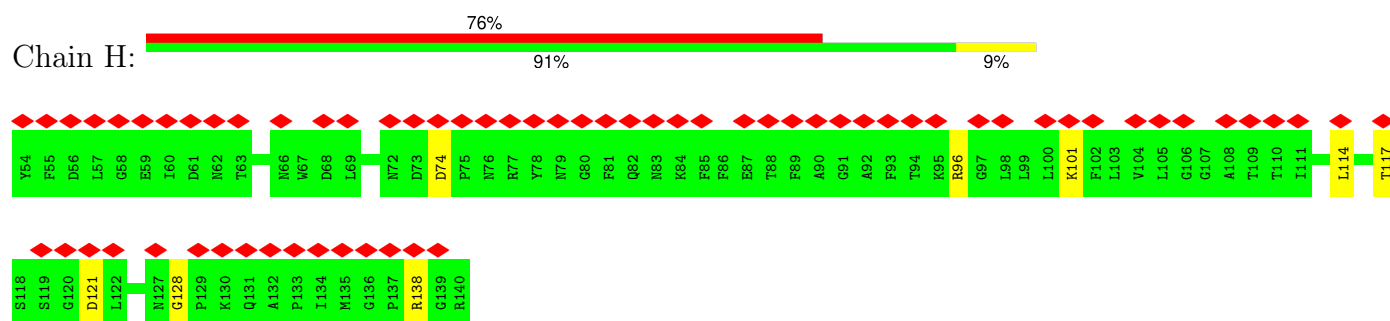
• Molecule 10: PSI-F



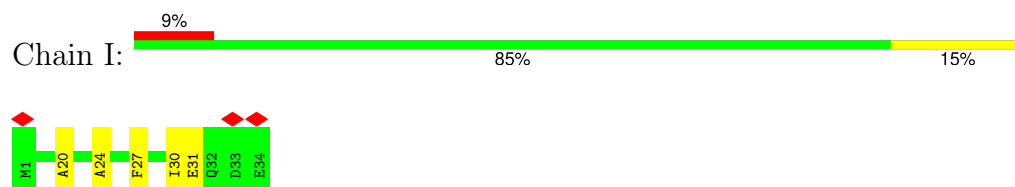
• Molecule 11: PSI-G



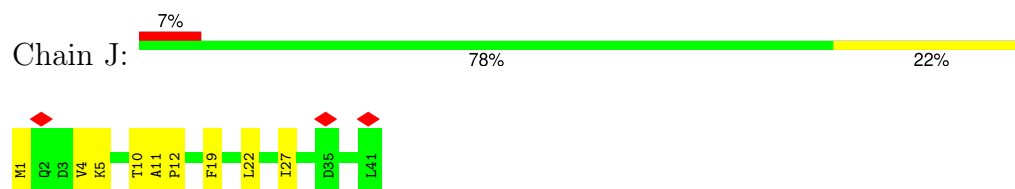
• Molecule 12: PsaH



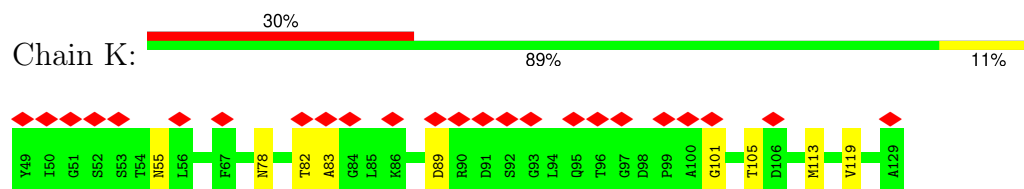
- Molecule 13: Photosystem I reaction center subunit VIII



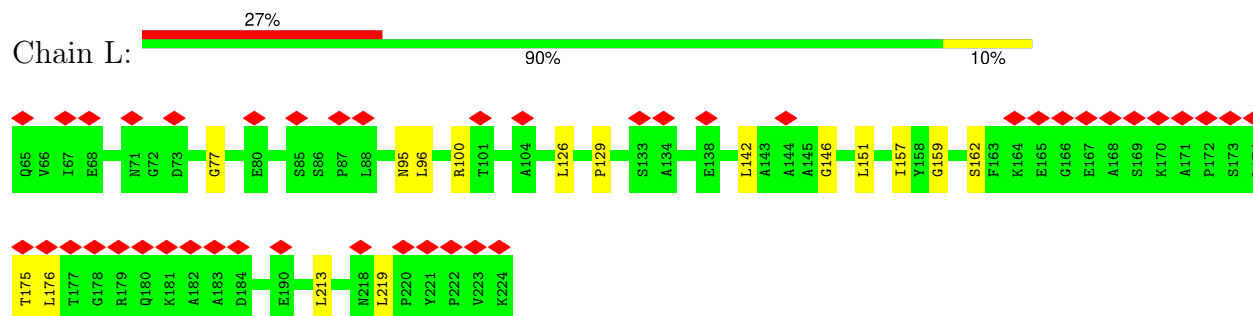
- Molecule 14: Photosystem I reaction center subunit IX



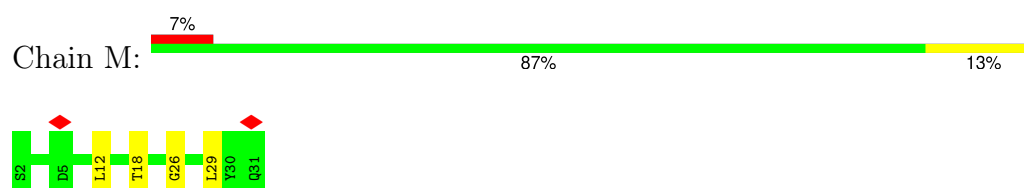
- Molecule 15: PsaK



- Molecule 16: PSI subunit V



- Molecule 17: Photosystem I reaction center subunit XII



4 Experimental information

Property	Value	Source
EM reconstruction method	SINGLE PARTICLE	Depositor
Imposed symmetry	POINT, Not provided	
Number of particles used	114608	Depositor
Resolution determination method	FSC 0.143 CUT-OFF	Depositor
CTF correction method	PHASE FLIPPING AND AMPLITUDE CORRECTION	Depositor
Microscope	FEI TITAN KRIOS	Depositor
Voltage (kV)	300	Depositor
Electron dose ($e^-/\text{\AA}^2$)	1.6	Depositor
Minimum defocus (nm)	Not provided	
Maximum defocus (nm)	Not provided	
Magnification	Not provided	
Image detector	GATAN K2 SUMMIT (4k x 4k)	Depositor
Maximum map value	4.882	Depositor
Minimum map value	-3.405	Depositor
Average map value	-0.000	Depositor
Map value standard deviation	0.144	Depositor
Recommended contour level	0.5	Depositor
Map size (Å)	291.2, 291.2, 291.2	wwPDB
Map dimensions	280, 280, 280	wwPDB
Map angles (°)	90.0, 90.0, 90.0	wwPDB
Pixel spacing (Å)	1.0400001, 1.0400001, 1.0400001	Depositor

5 Model quality [i](#)

5.1 Standard geometry [i](#)

Bond lengths and bond angles in the following residue types are not validated in this section: LMT, DGD, LHG, SF4, CLA, LMG, CL0, PQN, LUT, BCR, CHL

The Z score for a bond length (or angle) is the number of standard deviations the observed value is removed from the expected value. A bond length (or angle) with $|Z| > 5$ is considered an outlier worth inspection. RMSZ is the root-mean-square of all Z scores of the bond lengths (or angles).

Mol	Chain	Bond lengths		Bond angles	
		RMSZ	# Z >5	RMSZ	# Z >5
1	A	0.35	1/6032 (0.0%)	0.61	3/8227 (0.0%)
2	B	0.35	0/6059	0.62	5/8267 (0.1%)
3	1	0.31	0/1522	0.52	0/2081
4	2	0.27	0/1618	0.51	1/2218 (0.0%)
5	3	0.29	0/1729	0.55	0/2349
6	4	0.30	0/1623	0.57	0/2219
7	C	0.30	0/606	0.56	0/821
8	D	0.28	0/1136	0.54	0/1538
9	E	0.30	0/511	0.46	0/694
10	F	0.32	0/1265	0.59	1/1710 (0.1%)
11	G	0.27	0/704	0.44	0/960
12	H	0.29	0/673	0.58	1/909 (0.1%)
13	I	0.30	0/273	0.69	0/373
14	J	0.28	0/334	0.50	0/457
15	K	0.25	0/567	0.48	0/768
16	L	0.30	0/1202	0.58	0/1645
17	M	0.24	0/224	0.41	0/302
All	All	0.32	1/26078 (0.0%)	0.58	11/35538 (0.0%)

Chiral center outliers are detected by calculating the chiral volume of a chiral center and verifying if the center is modelled as a planar moiety or with the opposite hand. A planarity outlier is detected by checking planarity of atoms in a peptide group, atoms in a mainchain group or atoms of a sidechain that are expected to be planar.

Mol	Chain	#Chirality outliers	#Planarity outliers
2	B	0	1

All (1) bond length outliers are listed below:

Mol	Chain	Res	Type	Atoms	Z	Observed(Å)	Ideal(Å)
1	A	499	ALA	C-N	5.58	1.44	1.34

All (11) bond angle outliers are listed below:

Mol	Chain	Res	Type	Atoms	Z	Observed(°)	Ideal(°)
1	A	498	LEU	CA-CB-CG	8.99	135.98	115.30
1	A	502	LEU	CA-CB-CG	8.33	134.46	115.30
10	F	157	LEU	CA-CB-CG	7.59	132.75	115.30
4	2	85	ASP	CB-CG-OD1	7.11	124.70	118.30
2	B	583	MET	CG-SD-CE	5.91	109.65	100.20
1	A	555	ILE	CG1-CB-CG2	-5.81	98.61	111.40
2	B	690	LEU	CA-CB-CG	5.76	128.56	115.30
2	B	726	ILE	CG1-CB-CG2	-5.52	99.27	111.40
2	B	725	LEU	CA-CB-CG	5.47	127.87	115.30
12	H	74	ASP	CB-CG-OD1	5.37	123.13	118.30
2	B	347	LEU	CA-CB-CG	5.10	127.04	115.30

There are no chirality outliers.

All (1) planarity outliers are listed below:

Mol	Chain	Res	Type	Group
2	B	667	TRP	Peptide

5.2 Too-close contacts ⓘ

In the following table, the Non-H and H(model) columns list the number of non-hydrogen atoms and hydrogen atoms in the chain respectively. The H(added) column lists the number of hydrogen atoms added and optimized by MolProbity. The Clashes column lists the number of clashes within the asymmetric unit, whereas Symm-Clashes lists symmetry-related clashes.

Mol	Chain	Non-H	H(model)	H(added)	Clashes	Symm-Clashes
1	A	5837	0	5725	120	0
2	B	5845	0	5618	117	0
3	1	1473	0	1448	17	0
4	2	1567	0	1527	21	0
5	3	1678	0	1638	31	0
6	4	1574	0	1549	22	0
7	C	596	0	573	9	0
8	D	1109	0	1111	12	0
9	E	500	0	494	10	0
10	F	1239	0	1288	21	0
11	G	689	0	681	6	0
12	H	659	0	636	6	0
13	I	266	0	274	6	0
14	J	325	0	341	8	0

Continued on next page...

Continued from previous page...

Mol	Chain	Non-H	H(model)	H(added)	Clashes	Symm-Clashes
15	K	561	0	574	7	0
16	L	1171	0	1186	14	0
17	M	223	0	244	4	0
18	A	65	0	72	6	0
19	1	614	0	508	10	0
19	2	378	0	334	5	0
19	3	648	0	530	16	0
19	4	527	0	448	9	0
19	A	2384	0	2226	103	0
19	B	2177	0	1998	106	0
19	F	118	0	69	4	0
19	G	151	0	121	1	0
19	H	45	0	33	2	0
19	I	65	0	72	7	0
19	J	45	0	33	0	0
19	K	173	0	118	3	0
19	L	155	0	131	9	0
20	A	33	0	46	2	0
20	B	33	0	46	5	0
21	A	8	0	0	0	0
21	C	16	0	0	0	0
22	1	25	0	33	0	0
22	3	80	0	112	5	0
22	A	240	0	336	8	0
22	B	280	0	392	28	0
22	F	40	0	56	2	0
22	G	40	0	56	4	0
22	I	80	0	112	5	0
22	J	80	0	112	4	0
22	K	40	0	56	1	0
22	L	80	0	112	7	0
22	M	40	0	56	5	0
23	1	37	0	44	1	0
23	2	32	0	34	2	0
23	3	34	0	38	1	0
23	4	38	0	46	2	0
23	A	80	0	106	4	0
23	B	35	0	40	0	0
24	2	36	0	42	0	0
24	A	34	0	38	2	0
24	J	75	0	90	4	0
25	1	35	0	46	2	0

Continued on next page...

Continued from previous page...

Mol	Chain	Non-H	H(model)	H(added)	Clashes	Symm-Clashes
25	4	35	0	45	3	0
25	A	33	0	39	1	0
25	B	31	0	35	0	0
25	G	66	0	80	3	0
26	B	61	0	83	5	0
27	1	103	0	78	3	0
27	2	366	0	290	11	0
27	3	47	0	31	3	0
27	4	188	0	128	1	0
28	1	84	0	112	8	0
28	2	126	0	165	10	0
28	3	84	0	110	9	0
28	4	126	0	166	7	0
29	3	1	0	0	0	0
29	4	1	0	0	0	0
29	A	15	0	0	0	0
29	B	23	0	0	0	0
29	C	2	0	0	0	0
29	D	1	0	0	0	0
29	F	1	0	0	0	0
29	G	1	0	0	0	0
All	All	35803	0	35011	590	0

The all-atom clashscore is defined as the number of clashes found per 1000 atoms (including hydrogen atoms). The all-atom clashscore for this structure is 8.

All (590) close contacts within the same asymmetric unit are listed below, sorted by their clash magnitude.

Atom-1	Atom-2	Interatomic distance (Å)	Clash overlap (Å)
19:A:1134:CLA:H2A	19:A:1134:CLA:HED3	1.63	0.80
19:4:601:CLA:HBB2	19:4:602:CLA:HHH	1.64	0.79
19:3:610:CLA:HAB	28:3:620:LUT:H32	1.67	0.75
19:4:610:CLA:HAB	28:4:620:LUT:H32	1.69	0.75
1:A:209:GLY:HA3	19:A:1111:CLA:HBB1	1.71	0.72
19:1:603:CLA:H11	19:1:603:CLA:H2A	1.72	0.71
19:A:1106:CLA:HAB	19:A:1126:CLA:H102	1.72	0.69
1:A:743:ILE:HG23	19:A:1126:CLA:HAB	1.75	0.69
19:B:1208:CLA:HBB2	19:B:1210:CLA:HMA3	1.74	0.68
19:K:204:CLA:H3A	22:K:301:BCR:H363	1.74	0.67
19:A:1124:CLA:H2	19:A:1133:CLA:HBB2	1.78	0.66
19:B:1201:CLA:H3A	17:M:29:LEU:HD13	1.78	0.66

Continued on next page...

Continued from previous page...

Atom-1	Atom-2	Interatomic distance (Å)	Clash overlap (Å)
6:4:251:LEU:HB2	28:4:620:LUT:H22	1.76	0.66
4:2:158:ILE:HG23	19:2:609:CLA:HBB2	1.78	0.65
19:1:602:CLA:HHD	27:1:601:CHL:HBB2	1.78	0.65
4:2:234:VAL:HG11	28:2:621:LUT:H10	1.79	0.65
2:B:180:SER:HB3	19:B:1217:CLA:HAC2	1.78	0.64
19:B:1204:CLA:HMB3	19:B:1205:CLA:H3A	1.78	0.64
19:H:200:CLA:HBB2	22:L:420:BCR:H311	1.78	0.64
19:A:1114:CLA:HHD	5:3:192:PRO:HG3	1.79	0.63
5:3:286:VAL:HG11	28:3:621:LUT:H12	1.81	0.63
2:B:181:GLY:HA3	19:B:1210:CLA:HBB1	1.81	0.63
1:A:85:GLN:HG2	19:A:1103:CLA:H3A	1.81	0.63
19:A:1130:CLA:H43	19:L:302:CLA:H43	1.82	0.62
1:A:133:ASN:HB3	1:A:141:GLN:HB3	1.81	0.62
2:B:348:VAL:HG21	19:B:1225:CLA:HHD	1.81	0.61
1:A:455:PHE:HB3	19:A:1132:CLA:HBB2	1.81	0.61
2:B:355:LEU:HD13	19:B:1214:CLA:HAA1	1.82	0.61
5:3:304:LEU:HB2	28:3:620:LUT:H22	1.83	0.61
1:A:371:ILE:HD13	19:A:1124:CLA:HED3	1.83	0.61
19:A:1131:CLA:H92	22:B:4017:BCR:H362	1.83	0.61
1:A:453:LEU:HB3	1:A:547:PHE:HB2	1.83	0.60
8:D:103:ILE:HD13	8:D:141:LEU:HD23	1.83	0.60
19:A:1105:CLA:HMB3	19:A:1106:CLA:H3A	1.83	0.60
19:A:1139:CLA:HMC2	22:B:4014:BCR:H381	1.82	0.60
14:J:12:PRO:HB2	22:J:213:BCR:H391	1.83	0.60
2:B:595:HIS:HE2	2:B:729:THR:HG1	1.47	0.60
6:4:251:LEU:HD13	28:4:620:LUT:H163	1.83	0.60
1:A:147:SER:HA	19:A:1126:CLA:HMA2	1.84	0.60
2:B:545:LYS:HD2	9:E:82:TYR:HA	1.83	0.60
19:A:1110:CLA:H11	5:3:129:LEU:HD23	1.83	0.60
19:A:1137:CLA:HMC2	19:A:5005:CLA:HBB2	1.84	0.60
19:B:1209:CLA:HHC	19:B:1217:CLA:HBC2	1.83	0.59
2:B:342:GLY:HA3	2:B:383:MET:HG2	1.84	0.59
2:B:15:ASP:HB3	2:B:20:ARG:HB2	1.84	0.59
2:B:192:GLY:O	2:B:196:HIS:HB2	2.02	0.59
19:A:1104:CLA:H151	19:A:1127:CLA:HBB2	1.84	0.59
19:3:604:CLA:HMC1	22:3:624:BCR:H21C	1.83	0.59
2:B:687:LEU:HB2	22:I:120:BCR:H282	1.84	0.58
9:E:71:GLY:HA2	9:E:89:LYS:HE2	1.84	0.58
19:B:1239:CLA:HAA1	26:B:5002:DGD:HAW2	1.85	0.58
3:1:142:PRO:HG3	11:G:147:ILE:HD11	1.85	0.58
19:3:610:CLA:H61	28:3:620:LUT:H30	1.84	0.58

Continued on next page...

Continued from previous page...

Atom-1	Atom-2	Interatomic distance (Å)	Clash overlap (Å)
19:A:1118:CLA:HAA2	15:K:105:THR:HG23	1.85	0.58
2:B:353:TYR:O	2:B:507:SER:OG	2.22	0.58
2:B:376:GLN:HG3	2:B:587:ILE:HD12	1.86	0.58
6:4:197:PRO:HB3	27:4:608:CHL:HBC2	1.86	0.58
19:4:603:CLA:H93	25:4:631:LMT:H91	1.85	0.57
1:A:126:ILE:HG23	1:A:127:VAL:HG22	1.86	0.57
19:B:1215:CLA:HMD2	19:B:1225:CLA:H93	1.87	0.57
2:B:168:PHE:O	2:B:174:ARG:NH1	2.37	0.57
7:C:24:ASP:HB2	8:D:139:LEU:HD21	1.87	0.57
2:B:689:ASN:O	2:B:692:ARG:NH1	2.38	0.57
19:3:606:CLA:HMB1	19:3:609:CLA:HBC2	1.87	0.57
12:H:114:LEU:HA	12:H:117:THR:HG22	1.87	0.56
1:A:402:ILE:HD12	19:A:1104:CLA:H143	1.85	0.56
1:A:739:LEU:O	1:A:743:ILE:HB	2.04	0.56
19:B:1210:CLA:H151	19:B:1225:CLA:HMD2	1.87	0.56
2:B:56:ILE:HD11	22:M:4021:BCR:HC7	1.87	0.56
2:B:595:HIS:O	2:B:599:ILE:HB	2.05	0.56
19:B:1237:CLA:H162	16:L:151:LEU:HD11	1.86	0.56
6:4:91:LEU:HA	10:F:209:LYS:HG2	1.87	0.56
1:A:546:ALA:HB2	19:A:1136:CLA:HMA1	1.87	0.56
1:A:441:ALA:O	1:A:445:HIS:ND1	2.35	0.56
2:B:178:HIS:HB3	19:B:1221:CLA:HED3	1.87	0.56
19:B:1220:CLA:HAB	19:B:1227:CLA:HHD	1.87	0.56
2:B:273:MET:O	2:B:277:HIS:ND1	2.39	0.56
19:B:1208:CLA:HBA2	25:G:401:LMT:H42	1.88	0.56
22:A:4011:BCR:H362	19:B:1012:CLA:H51	1.88	0.55
19:A:1108:CLA:H2A	19:A:1108:CLA:HED3	1.89	0.55
19:A:1117:CLA:H193	19:A:1125:CLA:HAA1	1.87	0.55
19:B:1203:CLA:HMD3	19:B:1205:CLA:H201	1.88	0.55
1:A:272:LEU:HD11	15:K:119:VAL:HG22	1.88	0.55
2:B:394:PHE:O	2:B:542:ARG:NH1	2.39	0.55
19:F:301:CLA:HBB1	14:J:22:LEU:HD21	1.88	0.55
5:3:304:LEU:HD22	28:3:620:LUT:H172	1.88	0.55
1:A:446:LEU:HD21	1:A:553:VAL:HG12	1.88	0.55
1:A:502:LEU:HD12	1:A:503:THR:HG23	1.88	0.55
2:B:50:HIS:HE1	19:B:1202:CLA:H171	1.71	0.55
3:1:160:ASN:ND2	25:1:631:LMT:O2'	2.39	0.55
8:D:135:LYS:HE3	8:D:167:LEU:HD13	1.88	0.54
7:C:61:ASP:O	9:E:118:ASN:ND2	2.40	0.54
1:A:401:TRP:HB3	19:A:1126:CLA:HMC3	1.89	0.54
4:2:112:ARG:NH2	27:2:608:CHL:OBD	2.40	0.54

Continued on next page...

Continued from previous page...

Atom-1	Atom-2	Interatomic distance (Å)	Clash overlap (Å)
5:3:189:VAL:HG21	28:3:621:LUT:H22	1.88	0.54
1:A:287:LEU:HD21	1:A:380:PRO:HD2	1.90	0.54
1:A:427:GLN:OE1	1:A:430:ASN:ND2	2.41	0.54
1:A:607:ASN:HD21	18:A:1011:CL0:H65	1.72	0.54
19:A:1022:CLA:HBD	2:B:654:HIS:HB3	1.89	0.54
2:B:627:ASN:HB3	2:B:728:SER:HB2	1.89	0.54
19:A:1122:CLA:H122	19:A:1137:CLA:HAA2	1.90	0.54
1:A:226:SER:O	1:A:230:ASN:HB2	2.08	0.54
1:A:371:ILE:HG21	19:A:1117:CLA:H201	1.90	0.54
19:A:1022:CLA:H122	22:B:4017:BCR:H12C	1.90	0.54
3:1:160:ASN:HB3	25:1:631:LMT:H1'	1.90	0.54
6:4:158:LEU:HA	6:4:161:MET:HB2	1.89	0.54
2:B:417:ALA:O	2:B:421:HIS:ND1	2.40	0.54
1:A:743:ILE:HG21	19:A:1126:CLA:HMC2	1.90	0.53
5:3:170:LEU:HD23	5:3:173:ILE:HD11	1.89	0.53
1:A:121:GLN:NE2	19:A:1107:CLA:OBD	2.39	0.53
5:3:142:ASP:OD1	5:3:142:ASP:N	2.42	0.53
1:A:478:SER:HB2	1:A:481:ALA:H	1.74	0.53
19:B:1238:CLA:H191	13:I:20:ALA:HB2	1.90	0.53
1:A:346:LEU:HD21	19:A:1122:CLA:HBC3	1.90	0.53
1:A:472:ARG:NH2	19:A:1132:CLA:O1D	2.42	0.53
1:A:486:PRO:HG3	1:A:539:PHE:HB2	1.91	0.53
1:A:85:GLN:HB2	19:A:1103:CLA:HMB2	1.89	0.53
19:A:1116:CLA:HED2	19:A:1117:CLA:H3A	1.90	0.53
2:B:114:ASN:ND2	19:B:1206:CLA:OBD	2.42	0.53
2:B:525:LEU:HD21	19:B:1012:CLA:HBB1	1.90	0.53
10:F:99:ILE:HD12	10:F:123:ILE:HG23	1.91	0.53
22:A:4001:BCR:H23C	15:K:113:MET:HG2	1.90	0.53
2:B:73:ASN:HB2	2:B:76:ALA:HB3	1.91	0.53
2:B:658:ALA:O	2:B:661:PHE:HB2	2.09	0.53
1:A:408:VAL:HG22	1:A:556:LEU:HD11	1.91	0.53
19:A:1102:CLA:HAA1	19:A:1109:CLA:H2	1.89	0.53
1:A:33:LYS:HD2	19:A:1109:CLA:H2A	1.91	0.53
1:A:58:HIS:HB2	23:A:5001:LHG:H102	1.91	0.52
2:B:384:THR:HG22	2:B:534:LEU:HD11	1.90	0.52
4:2:65:ARG:NH2	4:2:85:ASP:OD1	2.43	0.52
19:2:610:CLA:HAB	28:2:620:LUT:H10	1.90	0.52
2:B:435:GLY:HA3	19:B:1230:CLA:HAB	1.91	0.52
5:3:304:LEU:HD13	28:3:620:LUT:H163	1.92	0.52
15:K:55:ASN:ND2	19:K:204:CLA:OBD	2.42	0.52
1:A:628:ILE:HG12	1:A:634:VAL:HG22	1.91	0.52

Continued on next page...

Continued from previous page...

Atom-1	Atom-2	Interatomic distance (Å)	Clash overlap (Å)
24:A:5002:LMG:H111	4:2:92:GLY:HA3	1.91	0.52
19:B:1237:CLA:H152	22:I:120:BCR:H16C	1.91	0.52
8:D:134:ARG:HB2	8:D:137:GLN:HG3	1.91	0.52
3:1:108:GLU:HB3	3:1:220:LEU:HD12	1.92	0.52
5:3:153:ASN:ND2	19:3:609:CLA:OBD	2.43	0.52
1:A:206:HIS:ND1	19:A:8895:CLA:OBD	2.42	0.52
2:B:395:ILE:HD13	2:B:555:TYR:HA	1.92	0.52
19:B:1220:CLA:H3A	19:B:1240:CLA:HED3	1.92	0.52
4:2:193:ASP:OD2	4:2:220:ARG:NH1	2.42	0.52
1:A:18:VAL:O	1:A:320:ASN:ND2	2.43	0.52
1:A:567:ARG:NH2	8:D:88:THR:O	2.42	0.52
19:A:1128:CLA:HMD2	23:A:5001:LHG:H281	1.90	0.52
3:1:79:VAL:HB	3:1:82:ASN:HB2	1.91	0.52
19:3:613:CLA:HHB	28:3:620:LUT:H162	1.92	0.52
16:L:213:LEU:HD22	16:L:219:LEU:HD11	1.92	0.52
3:1:101:VAL:HG11	28:1:620:LUT:H12	1.90	0.52
1:A:513:LEU:HD12	1:A:529:LEU:HB2	1.92	0.52
2:B:694:LYS:NZ	13:I:31:GLU:O	2.42	0.52
19:B:1237:CLA:HBA1	22:I:120:BCR:H23C	1.91	0.52
4:2:197:PRO:HB3	27:2:608:CHL:HBC2	1.92	0.51
19:A:1132:CLA:H162	19:L:302:CLA:HMB2	1.91	0.51
2:B:340:SER:HB3	19:B:1221:CLA:H42	1.91	0.51
22:B:4014:BCR:H332	22:J:212:BCR:HC32	1.93	0.51
16:L:126:LEU:HD12	19:L:303:CLA:HMB3	1.92	0.51
1:A:602:LEU:HB3	1:A:739:LEU:HD11	1.91	0.51
19:B:1225:CLA:H51	22:B:4005:BCR:H23C	1.91	0.51
2:B:282:VAL:HG21	19:B:1213:CLA:HAB	1.93	0.51
6:4:91:LEU:HD22	10:F:209:LYS:HA	1.92	0.51
10:F:158:GLY:HA2	10:F:162:TYR:HB2	1.91	0.51
18:A:1011:CL0:H46	19:A:1022:CLA:HED2	1.92	0.51
3:1:122:ALA:HB3	27:1:607:CHL:HMD3	1.93	0.51
6:4:208:GLY:HA3	19:4:610:CLA:HED3	1.93	0.51
1:A:406:LEU:HD21	19:A:1104:CLA:H142	1.93	0.51
19:A:1127:CLA:H12	22:A:4003:BCR:H392	1.92	0.51
1:A:316:MET:HA	19:A:1120:CLA:HHD	1.92	0.51
6:4:163:TRP:CG	28:4:623:LUT:H32	2.46	0.51
19:A:1022:CLA:HBA2	19:A:1022:CLA:HED3	1.92	0.51
23:2:630:LHG:H271	27:2:601:CHL:HBB1	1.93	0.51
2:B:456:GLU:OE1	10:F:147:HIS:ND1	2.44	0.51
2:B:643:LEU:HD11	2:B:731:GLY:HA3	1.93	0.51
5:3:201:ASP:OD1	5:3:201:ASP:N	2.44	0.50

Continued on next page...

Continued from previous page...

Atom-1	Atom-2	Interatomic distance (Å)	Clash overlap (Å)
1:A:568:LEU:O	8:D:134:ARG:NH1	2.43	0.50
10:F:170:ILE:HG23	19:F:301:CLA:HAA1	1.93	0.50
19:G:202:CLA:HMB3	22:G:311:BCR:H10C	1.93	0.50
19:A:1138:CLA:H51	22:B:4014:BCR:H19C	1.93	0.50
2:B:60:TRP:NE1	19:B:1224:CLA:OBD	2.43	0.50
1:A:740:LEU:HD22	19:A:1140:CLA:HMA1	1.92	0.50
6:4:165:GLU:OE1	6:4:168:ARG:NH2	2.39	0.50
1:A:699:TYR:OH	19:A:1013:CLA:OBD	2.27	0.50
1:A:387:THR:HG21	1:A:523:VAL:HB	1.93	0.50
2:B:556:SER:HB3	26:B:5002:DGD:HD2	1.94	0.50
2:B:17:THR:HG21	7:C:77:MET:HG2	1.94	0.50
20:B:2002:PQN:H142	22:B:4017:BCR:H271	1.93	0.50
5:3:285:ALA:O	5:3:289:TYR:N	2.44	0.50
13:I:24:ALA:HB1	16:L:157:ILE:HG21	1.92	0.50
1:A:726:SER:O	1:A:730:GLY:N	2.39	0.50
19:A:1022:CLA:H101	19:B:1023:CLA:H122	1.94	0.50
2:B:98:GLN:NE2	12:H:128:GLY:O	2.45	0.50
27:2:601:CHL:H11	5:3:211:ALA:HA	1.94	0.50
19:A:1122:CLA:HHB	19:A:1801:CLA:HAB	1.94	0.49
2:B:341:LEU:O	2:B:345:THR:OG1	2.28	0.49
19:B:1023:CLA:H121	22:B:4017:BCR:H363	1.94	0.49
1:A:382:TYR:HB2	1:A:385:LEU:HD13	1.95	0.49
1:A:400:MET:HB3	1:A:609:ILE:HG23	1.94	0.49
19:A:1128:CLA:H172	19:A:1140:CLA:H3A	1.93	0.49
2:B:417:ALA:HB1	19:B:1227:CLA:HMB3	1.94	0.49
2:B:615:TYR:OH	2:B:621:ARG:NH2	2.45	0.49
1:A:697:ARG:H	2:B:568:CYS:HB2	1.77	0.49
1:A:419:VAL:HG21	1:A:577:PHE:HB2	1.93	0.49
2:B:284:PHE:HE1	19:B:1216:CLA:HHC	1.76	0.49
2:B:670:TYR:OH	19:B:1023:CLA:OBD	2.25	0.49
3:1:121:TRP:HB2	3:1:127:GLY:HA3	1.93	0.49
8:D:175:PRO:HA	8:D:182:ARG:HH12	1.76	0.49
1:A:73:GLU:OE2	1:A:76:ARG:NH1	2.45	0.49
19:B:1225:CLA:H8	22:B:4005:BCR:H21C	1.94	0.49
15:K:89:ASP:OD1	15:K:89:ASP:N	2.46	0.49
19:A:1108:CLA:HAA1	5:3:141:ILE:HG13	1.94	0.49
2:B:694:LYS:HD2	16:L:162:SER:HA	1.94	0.49
4:2:148:THR:HG23	6:4:259:TYR:HB3	1.93	0.49
19:2:610:CLA:H13	28:2:620:LUT:H203	1.94	0.49
1:A:564:ARG:HH21	8:D:114:GLU:HG3	1.78	0.49
19:A:1140:CLA:HMC1	22:B:4014:BCR:H373	1.94	0.49

Continued on next page...

Continued from previous page...

Atom-1	Atom-2	Interatomic distance (Å)	Clash overlap (Å)
19:B:1238:CLA:HMC2	22:B:4017:BCR:H381	1.95	0.49
19:B:1216:CLA:HBB1	19:B:1221:CLA:H52	1.95	0.49
2:B:53:GLN:HB2	19:B:1202:CLA:HMB2	1.95	0.49
2:B:410:ARG:O	2:B:414:HIS:ND1	2.41	0.48
19:B:1221:CLA:HBB1	19:B:1223:CLA:H102	1.95	0.48
15:K:78:ASN:ND2	15:K:101:GLY:O	2.46	0.48
19:2:613:CLA:HMC2	19:2:613:CLA:H92	1.95	0.48
5:3:124:TYR:HB2	19:3:602:CLA:HMD1	1.95	0.48
2:B:118:SER:HA	19:B:1224:CLA:HMA2	1.95	0.48
2:B:308:HIS:HA	19:B:1240:CLA:HMD1	1.94	0.48
19:B:1228:CLA:H11	22:F:416:BCR:H353	1.95	0.48
22:I:118:BCR:H402	22:I:120:BCR:H353	1.95	0.48
1:A:721:GLN:NE2	9:E:110:VAL:O	2.37	0.48
3:1:65:ALA:HB3	3:1:68:ASP:HB2	1.94	0.48
3:1:101:VAL:HG11	28:1:620:LUT:H10	1.95	0.48
4:2:67:LEU:O	5:3:233:GLN:NE2	2.39	0.48
5:3:202:PRO:HA	5:3:205:LEU:HB2	1.94	0.48
14:J:1:MET:HB3	14:J:5:LYS:HE2	1.96	0.48
1:A:124:TRP:HE1	25:A:5004:LMT:H6D	1.79	0.48
19:A:1108:CLA:HBB2	19:A:1111:CLA:HMA3	1.95	0.48
2:B:124:TRP:HA	2:B:127:ILE:HG12	1.94	0.48
1:A:484:LEU:HB2	1:A:536:THR:HG23	1.95	0.48
1:A:546:ALA:O	1:A:550:HIS:ND1	2.46	0.48
2:B:519:VAL:HG21	2:B:593:TYR:HB2	1.95	0.48
2:B:680:TRP:NE1	16:L:77:GLY:O	2.42	0.48
5:3:259:LEU:HD13	28:3:620:LUT:H222	1.95	0.48
4:2:212:ASP:OD1	4:2:212:ASP:N	2.44	0.48
1:A:330:ILE:O	1:A:334:HIS:ND1	2.42	0.48
4:2:231:MET:HB2	27:2:602:CHL:HMC	1.95	0.48
1:A:463:HIS:NE2	1:A:475:ASP:O	2.47	0.48
2:B:69:ALA:HB2	2:B:135:LEU:HB2	1.96	0.48
3:1:159:ARG:HH12	19:1:609:CLA:HED1	1.79	0.48
8:D:114:GLU:O	8:D:144:ARG:NH1	2.46	0.47
17:M:12:LEU:HB3	22:M:4021:BCR:H21C	1.96	0.47
1:A:55:TRP:HE3	23:A:5001:LHG:H101	1.80	0.47
27:1:607:CHL:HHC	27:1:607:CHL:HBB1	1.97	0.47
13:I:30:ILE:HG13	13:I:31:GLU:HG2	1.95	0.47
19:A:1110:CLA:HAC2	19:A:1111:CLA:H151	1.96	0.47
19:A:1113:CLA:HAA2	5:3:294:ILE:HG22	1.97	0.47
19:B:1239:CLA:HAC1	20:B:2002:PQN:H202	1.97	0.47
1:A:346:LEU:HD23	19:A:1122:CLA:HMD3	1.96	0.47

Continued on next page...

Continued from previous page...

Atom-1	Atom-2	Interatomic distance (Å)	Clash overlap (Å)
1:A:538:ASP:O	1:A:542:HIS:ND1	2.36	0.47
22:B:4014:BCR:H321	10:F:167:PHE:HB2	1.96	0.47
1:A:222:GLN:HA	1:A:226:SER:HB2	1.97	0.47
1:A:299:THR:HG23	19:A:1117:CLA:HMA3	1.97	0.47
4:2:127:LEU:HB3	4:2:132:ILE:HB	1.97	0.47
19:A:1138:CLA:HBB1	19:A:1139:CLA:HMD1	1.96	0.47
2:B:592:PHE:HE2	19:B:1021:CLA:H62	1.78	0.47
1:A:39:HIS:NE2	19:A:1102:CLA:O1D	2.45	0.47
1:A:166:THR:HG21	19:A:1114:CLA:H3A	1.96	0.47
1:A:213:LEU:HD21	19:A:1118:CLA:HMC1	1.96	0.47
2:B:65:LEU:HD11	22:B:4006:BCR:H271	1.97	0.47
2:B:645:VAL:HG21	19:B:1206:CLA:HMD2	1.96	0.47
2:B:684:ARG:NE	16:L:77:GLY:O	2.47	0.47
3:1:225:THR:O	3:1:233:ASN:ND2	2.42	0.47
4:2:167:ARG:NH1	4:2:178:VAL:O	2.47	0.47
19:A:1101:CLA:HAB	22:J:213:BCR:H281	1.96	0.47
28:2:620:LUT:H15	28:2:620:LUT:H201	1.73	0.47
19:B:1208:CLA:HBD	25:G:401:LMT:H1'	1.97	0.47
23:2:630:LHG:HC81	22:3:623:BCR:H313	1.97	0.47
9:E:76:VAL:HG12	9:E:78:ARG:H	1.80	0.47
1:A:741:GLY:O	1:A:745:THR:OG1	2.29	0.47
1:A:21:MET:HB3	1:A:192:LYS:HE3	1.96	0.46
2:B:50:HIS:ND1	19:B:1210:CLA:OBD	2.41	0.46
9:E:106:ARG:NH1	9:E:117:THR:OG1	2.48	0.46
19:L:302:CLA:HMB3	19:L:303:CLA:HBC2	1.97	0.46
1:A:133:ASN:O	10:F:105:ARG:NH2	2.48	0.46
1:A:493:GLN:HG3	1:A:515:TRP:HE3	1.80	0.46
2:B:339:ALA:HB2	22:B:4010:BCR:H372	1.98	0.46
19:A:1130:CLA:H91	19:A:1136:CLA:H201	1.97	0.46
2:B:321:GLY:O	2:B:325:THR:OG1	2.34	0.46
19:B:1213:CLA:HBB2	22:G:311:BCR:H282	1.98	0.46
16:L:95:ASN:O	16:L:100:ARG:NH1	2.48	0.46
19:A:1111:CLA:H121	19:A:1111:CLA:H161	1.77	0.46
2:B:373:THR:HG23	2:B:591:THR:HG21	1.97	0.46
19:B:1202:CLA:H93	19:B:1210:CLA:H2	1.97	0.46
19:L:302:CLA:H3A	19:L:302:CLA:HBA2	1.67	0.46
19:B:1223:CLA:H152	22:B:4010:BCR:H17C	1.96	0.46
22:B:4014:BCR:H11C	10:F:167:PHE:HE1	1.80	0.46
1:A:126:ILE:HG12	14:J:27:ILE:HG23	1.97	0.46
19:3:609:CLA:HBA2	19:3:609:CLA:H3A	1.78	0.46
19:L:303:CLA:HAC1	22:L:420:BCR:H373	1.98	0.46

Continued on next page...

Continued from previous page...

Atom-1	Atom-2	Interatomic distance (Å)	Clash overlap (Å)
1:A:434:ARG:O	1:A:438:HIS:ND1	2.42	0.46
2:B:73:ASN:ND2	2:B:107:GLY:O	2.49	0.46
3:1:90:GLU:HG2	3:1:194:ILE:HD11	1.98	0.46
1:A:127:VAL:HB	19:B:1230:CLA:HMD1	1.98	0.46
2:B:545:LYS:HE3	10:F:234:THR:HG22	1.98	0.46
19:B:1202:CLA:HBA1	19:B:1202:CLA:H3A	1.76	0.46
22:L:419:BCR:H20C	22:L:419:BCR:H361	1.79	0.46
1:A:709:TRP:HH2	19:B:1228:CLA:HED3	1.81	0.45
1:A:65:ASP:HB2	1:A:420:ARG:HH21	1.82	0.45
1:A:155:ALA:HB2	1:A:383:PRO:HD2	1.99	0.45
2:B:304:ILE:O	2:B:308:HIS:ND1	2.47	0.45
2:B:338:LEU:HG	19:B:1202:CLA:HED1	1.98	0.45
4:2:69:PHE:HD2	4:2:72:SER:HB3	1.82	0.45
27:2:602:CHL:HHD	27:2:601:CHL:HBB2	1.98	0.45
19:I:121:CLA:H93	16:L:142:LEU:HB3	1.97	0.45
1:A:650:ASN:O	1:A:654:ARG:HB3	2.16	0.45
24:A:5002:LMG:H151	14:J:4:VAL:HG21	1.97	0.45
2:B:412:LEU:HB3	10:F:238:ARG:HD2	1.99	0.45
2:B:424:TRP:CE2	19:B:1228:CLA:HAB	2.51	0.45
19:B:1232:CLA:HBA1	19:B:1232:CLA:H3A	1.73	0.45
19:B:1237:CLA:HMC2	19:B:1238:CLA:H11	1.97	0.45
11:G:69:THR:HA	11:G:136:GLY:HA3	1.98	0.45
19:A:1115:CLA:HBC2	19:A:1116:CLA:HMC2	1.99	0.45
19:B:1204:CLA:HHB	19:B:1205:CLA:HHB	1.99	0.45
19:B:1224:CLA:H3A	19:B:1224:CLA:HBA2	1.73	0.45
19:B:1225:CLA:H61	22:B:4006:BCR:H392	1.98	0.45
19:1:603:CLA:H41	19:1:603:CLA:H62	1.63	0.45
6:4:190:THR:N	6:4:198:GLY:O	2.49	0.45
2:B:177:HIS:CG	19:B:1210:CLA:HMC2	2.52	0.45
2:B:255:LEU:HD11	19:B:1212:CLA:HBC1	1.98	0.45
5:3:120:LEU:HB2	5:3:123:ASP:HB2	1.99	0.45
19:L:302:CLA:HMD3	22:L:419:BCR:H271	1.97	0.45
2:B:691:VAL:HG11	19:B:1237:CLA:HAB	1.99	0.45
19:B:1226:CLA:H2	26:B:5002:DGD:HB41	1.98	0.45
4:2:234:VAL:HG11	28:2:621:LUT:H12	1.99	0.45
19:F:301:CLA:HBA1	19:F:301:CLA:H3A	1.67	0.45
1:A:565:SER:HB2	1:A:570:PRO:HA	1.99	0.45
19:A:1131:CLA:HMC2	19:L:303:CLA:HBB2	1.99	0.45
20:A:2001:PQN:H162	22:B:4014:BCR:H382	1.99	0.45
2:B:344:ILE:HD13	19:B:1221:CLA:H43	1.99	0.45
2:B:733:PHE:HB3	12:H:138:ARG:HE	1.82	0.45

Continued on next page...

Continued from previous page...

Atom-1	Atom-2	Interatomic distance (Å)	Clash overlap (Å)
27:2:601:CHL:HED2	5:3:218:HIS:HB3	1.99	0.45
5:3:120:LEU:HD13	19:3:602:CLA:HED2	1.98	0.45
5:3:213:MET:HG3	19:3:609:CLA:HMC3	1.98	0.45
10:F:150:VAL:HG12	10:F:160:PHE:HB2	1.99	0.45
2:B:59:LEU:HD21	17:M:18:THR:HG21	1.98	0.45
22:B:4005:BCR:H15C	22:B:4005:BCR:H351	1.87	0.45
20:A:2001:PQN:H201	19:A:1138:CLA:HBC1	1.98	0.45
19:B:1235:CLA:HBB1	19:B:1236:CLA:HHD	1.99	0.45
19:4:602:CLA:HBC1	23:4:630:LHG:H112	1.99	0.45
1:A:222:GLN:NE2	19:A:1117:CLA:O1D	2.50	0.45
18:A:1011:CL0:H11	19:B:1021:CLA:HAA1	1.99	0.45
19:A:1119:CLA:H12	19:A:8895:CLA:HBB1	1.98	0.45
2:B:498:LEU:HA	2:B:501:ILE:HG22	1.98	0.45
2:B:616:LEU:HD21	19:B:1021:CLA:H162	1.99	0.45
1:A:37:PRO:HB3	19:A:1101:CLA:HAC1	2.00	0.44
2:B:438:VAL:HG13	19:B:1012:CLA:H62	1.99	0.44
19:B:1237:CLA:H41	19:B:1237:CLA:H61	1.80	0.44
1:A:112:ASP:OD1	1:A:112:ASP:N	2.49	0.44
2:B:695:ASP:OD1	2:B:695:ASP:N	2.49	0.44
19:B:1223:CLA:H141	19:B:1223:CLA:H161	1.83	0.44
22:B:4009:BCR:H371	22:B:4009:BCR:H24C	1.76	0.44
19:F:301:CLA:HMA2	24:J:301:LMG:H381	1.98	0.44
19:A:1116:CLA:H93	19:K:201:CLA:H91	2.00	0.44
19:A:1118:CLA:H71	23:3:630:LHG:H282	1.99	0.44
19:3:607:CLA:H141	19:3:617:CLA:HBB1	2.00	0.44
6:4:114:ALA:O	6:4:118:ALA:N	2.45	0.44
22:M:4021:BCR:H20C	22:M:4021:BCR:H361	1.86	0.44
18:A:1011:CL0:H53	18:A:1011:CL0:H61	1.75	0.44
2:B:608:GLN:O	2:B:612:SER:HB2	2.17	0.44
5:3:155:ARG:NH1	27:3:608:CHL:OBD	2.46	0.44
7:C:75:ARG:NH1	8:D:99:GLU:OE2	2.50	0.44
1:A:225:VAL:HG13	1:A:245:PRO:HB3	2.00	0.44
1:A:571:ASP:OD1	1:A:571:ASP:N	2.45	0.44
22:A:4007:BCR:H371	22:A:4007:BCR:H383	1.99	0.44
19:4:603:CLA:HED1	25:4:631:LMT:H92	1.99	0.44
19:4:603:CLA:H8	10:F:214:PRO:HB2	2.00	0.44
1:A:372:VAL:HG21	19:A:1127:CLA:HHD	2.00	0.44
19:A:1128:CLA:H202	19:A:1140:CLA:HBA1	1.99	0.44
22:3:624:BCR:H24C	22:3:624:BCR:H371	1.78	0.44
3:1:85:ARG:NH2	19:1:603:CLA:O1D	2.50	0.44
4:2:204:PRO:HD2	28:2:620:LUT:H3	2.00	0.44

Continued on next page...

Continued from previous page...

Atom-1	Atom-2	Interatomic distance (Å)	Clash overlap (Å)
22:I:120:BCR:H20C	22:I:120:BCR:H361	1.83	0.44
1:A:319:THR:OG1	1:A:320:ASN:N	2.51	0.44
2:B:428:PHE:O	2:B:432:HIS:ND1	2.50	0.44
19:B:1223:CLA:C4B	19:B:1231:CLA:H3A	2.48	0.44
19:B:1238:CLA:H2A	13:I:27:PHE:CE1	2.53	0.44
4:2:252:LEU:HD22	28:2:620:LUT:H222	2.00	0.44
10:F:218:ILE:HA	10:F:221:LEU:HB3	2.00	0.44
2:B:131:THR:OG1	2:B:134:ASP:OD2	2.36	0.44
2:B:230:TRP:HB3	19:B:1213:CLA:H3A	1.99	0.44
20:B:2002:PQN:H141	20:B:2002:PQN:H161	1.80	0.44
5:3:219:ARG:HG3	27:3:608:CHL:HBB1	2.00	0.44
22:L:420:BCR:H15C	22:L:420:BCR:H351	1.87	0.44
5:3:112:SER:OG	5:3:127:ASP:O	2.33	0.43
1:A:88:VAL:HG21	19:A:1102:CLA:HBB1	2.01	0.43
19:A:1102:CLA:HAB	19:A:1104:CLA:HBD	2.00	0.43
2:B:462:TRP:HE1	2:B:476:VAL:HG21	1.83	0.43
19:B:1209:CLA:HMD2	25:G:401:LMT:H82	2.00	0.43
1:A:654:ARG:HA	2:B:632:ILE:HD12	2.01	0.43
19:A:1103:CLA:H2	19:A:1103:CLA:H62	1.67	0.43
19:A:1119:CLA:H101	22:A:4008:BCR:H10C	1.99	0.43
19:B:1204:CLA:H2A	19:B:1206:CLA:HED1	2.01	0.43
1:A:544:ILE:HG21	18:A:1011:CL0:H60	2.00	0.43
19:A:1022:CLA:H171	19:I:121:CLA:HMC2	2.00	0.43
19:B:1235:CLA:HBC2	24:J:301:LMG:H242	2.00	0.43
1:A:596:ASP:HA	1:A:599:PHE:HB3	2.00	0.43
2:B:293:THR:OG1	2:B:294:ASN:N	2.51	0.43
1:A:72:GLU:OE1	1:A:76:ARG:NH2	2.52	0.43
1:A:567:ARG:HD3	7:C:80:ALA:HB3	2.00	0.43
22:A:4008:BCR:H15C	22:A:4008:BCR:H351	1.79	0.43
2:B:458:VAL:HG11	10:F:149:ILE:HG23	2.01	0.43
19:B:1215:CLA:H41	19:B:1215:CLA:H62	1.79	0.43
2:B:25:ILE:HA	19:B:1201:CLA:HMD3	1.99	0.43
2:B:545:LYS:HD3	2:B:545:LYS:HA	1.79	0.43
22:B:4010:BCR:H361	22:B:4010:BCR:H20C	1.68	0.43
19:2:604:CLA:HMC2	28:2:623:LUT:H24	2.00	0.43
7:C:3:HIS:O	7:C:45:THR:OG1	2.37	0.43
2:B:142:LEU:HD11	22:B:4006:BCR:H24C	1.99	0.43
19:B:1023:CLA:H13	19:I:121:CLA:HBC1	1.99	0.43
20:B:2002:PQN:H222	22:B:4017:BCR:H17C	2.01	0.43
6:4:117:GLY:HA2	28:4:621:LUT:H181	1.99	0.43
22:G:311:BCR:H20C	22:G:311:BCR:H361	1.86	0.43

Continued on next page...

Continued from previous page...

Atom-1	Atom-2	Interatomic distance (Å)	Clash overlap (Å)
1:A:22:VAL:HA	1:A:191:PRO:HA	1.99	0.43
1:A:102:ARG:HH12	1:A:165:TYR:HB2	1.84	0.43
1:A:572:LYS:NZ	2:B:673:GLU:OE2	2.46	0.43
19:A:1127:CLA:H121	22:A:4003:BCR:H21C	2.01	0.43
2:B:564:ARG:HB3	9:E:112:TYR:HB2	2.00	0.43
2:B:580:VAL:HA	2:B:583:MET:HG3	2.01	0.43
23:1:630:LHG:H162	23:1:630:LHG:H132	1.87	0.43
28:2:620:LUT:H11	28:2:620:LUT:H191	1.85	0.43
27:2:601:CHL:H203	27:2:601:CHL:H162	1.84	0.43
19:A:1137:CLA:HBB1	19:A:5005:CLA:HAB	2.01	0.43
2:B:277:HIS:HA	2:B:280:ILE:HG12	2.01	0.43
15:K:82:THR:OG1	15:K:83:ALA:N	2.52	0.43
1:A:395:LEU:O	1:A:399:HIS:ND1	2.52	0.42
1:A:665:ILE:O	2:B:621:ARG:NH1	2.49	0.42
19:A:1022:CLA:HBB2	19:B:1023:CLA:HAA1	2.01	0.42
19:A:1116:CLA:HBA2	19:A:1116:CLA:H3A	1.83	0.42
19:A:8895:CLA:H2	19:A:8895:CLA:H62	1.74	0.42
19:B:1203:CLA:H201	19:B:1224:CLA:HMD3	2.00	0.42
19:B:1219:CLA:O2D	11:G:91:GLN:NE2	2.47	0.42
22:B:4010:BCR:H15C	22:B:4010:BCR:H351	1.77	0.42
4:2:77:TRP:NE1	4:2:89:ASP:OD2	2.50	0.42
19:A:1118:CLA:H41	19:A:1118:CLA:H62	1.85	0.42
19:A:1132:CLA:H151	19:A:1136:CLA:H202	2.01	0.42
19:B:1238:CLA:H142	19:B:1238:CLA:H112	1.88	0.42
4:2:149:ASP:HB3	4:2:152:THR:HG22	2.01	0.42
6:4:218:ILE:HG13	19:4:610:CLA:H3A	2.01	0.42
22:M:4021:BCR:H24C	22:M:4021:BCR:H371	1.84	0.42
19:1:602:CLA:H52	28:1:621:LUT:H8	2.01	0.42
27:2:601:CHL:H92	27:2:601:CHL:H61	1.93	0.42
5:3:200:ALA:HB3	5:3:205:LEU:HG	2.01	0.42
10:F:89:LYS:HA	10:F:89:LYS:HD3	1.88	0.42
19:H:200:CLA:HAB	22:L:420:BCR:H321	2.02	0.42
14:J:19:PHE:HA	14:J:22:LEU:HB3	2.00	0.42
18:A:1011:CL0:H62	19:A:1022:CLA:HMA1	2.01	0.42
2:B:53:GLN:HG2	19:B:1202:CLA:H3A	2.01	0.42
6:4:224:LYS:HZ1	23:4:630:LHG:P	2.42	0.42
19:I:121:CLA:H141	19:I:121:CLA:H162	1.73	0.42
19:A:1138:CLA:HED2	2:B:424:TRP:HB2	2.01	0.42
2:B:86:PRO:O	2:B:116:ALA:N	2.37	0.42
2:B:176:ASN:O	2:B:180:SER:HB2	2.19	0.42
19:B:1229:CLA:HBB2	19:B:1230:CLA:HBB	2.01	0.42

Continued on next page...

Continued from previous page...

Atom-1	Atom-2	Interatomic distance (Å)	Clash overlap (Å)
5:3:271:LEU:HD21	19:3:610:CLA:HBA2	2.01	0.42
1:A:457:SER:HB3	1:A:543:HIS:HB3	2.00	0.42
2:B:453:ILE:HG21	24:J:301:LMG:H191	2.02	0.42
19:B:1214:CLA:HBA2	19:B:1223:CLA:HBB2	2.01	0.42
28:1:621:LUT:H27	28:1:621:LUT:H30	1.83	0.42
5:3:283:MET:SD	19:3:602:CLA:HAB	2.59	0.42
19:3:613:CLA:H2	19:3:613:CLA:H61	1.75	0.42
6:4:157:GLU:O	6:4:161:MET:N	2.44	0.42
6:4:165:GLU:O	6:4:169:TRP:N	2.53	0.42
1:A:205:HIS:CG	19:A:1111:CLA:HMC2	2.55	0.42
2:B:26:ALA:HA	19:B:1226:CLA:H11	2.01	0.42
2:B:129:LEU:HD13	2:B:135:LEU:HD23	2.02	0.42
2:B:319:HIS:HB3	2:B:322:LEU:HD12	2.01	0.42
28:4:621:LUT:H401	28:4:621:LUT:H35	1.76	0.42
10:F:197:ILE:HG12	14:J:10:THR:HG22	2.00	0.42
23:A:5003:LHG:HC92	19:A:5005:CLA:HBA1	2.02	0.42
19:B:1201:CLA:H11	17:M:26:GLY:HA3	2.01	0.42
19:B:1237:CLA:H142	19:B:1238:CLA:H101	2.02	0.42
12:H:101:LYS:HA	12:H:101:LYS:HD3	1.78	0.42
1:A:365:LEU:HG	19:A:1127:CLA:HMC1	2.01	0.42
2:B:175:LEU:HD23	2:B:175:LEU:HA	1.93	0.42
19:3:610:CLA:HBA2	19:3:610:CLA:H3A	1.81	0.42
9:E:69:LYS:HB3	9:E:72:SER:HB3	2.01	0.42
9:E:73:ILE:HG23	9:E:87:THR:HG23	2.02	0.42
1:A:580:PRO:HB3	1:A:727:ILE:HB	2.02	0.42
19:A:1124:CLA:HAA2	19:A:1135:CLA:HMB3	2.02	0.42
2:B:67:HIS:ND1	2:B:71:GLN:OE1	2.45	0.42
2:B:93:ASP:OD2	2:B:95:HIS:ND1	2.39	0.42
2:B:285:ILE:O	2:B:289:HIS:ND1	2.48	0.42
19:B:1237:CLA:H122	19:B:1237:CLA:H8	1.87	0.42
27:2:601:CHL:H91	27:2:601:CHL:H112	1.83	0.42
7:C:5:VAL:HG22	7:C:67:VAL:HG13	2.01	0.42
8:D:116:PRO:HD3	8:D:141:LEU:HD13	2.02	0.42
16:L:96:LEU:HD23	19:L:301:CLA:HHC	2.02	0.42
19:A:1130:CLA:OBD	19:A:5005:CLA:H3A	2.20	0.41
19:A:1138:CLA:H52	19:A:1138:CLA:H11	1.85	0.41
1:A:561:LEU:HD23	1:A:561:LEU:HA	1.89	0.41
11:G:125:THR:OG1	11:G:126:ILE:N	2.53	0.41
1:A:622:SER:OG	1:A:638:THR:OG1	2.38	0.41
1:A:754:ILE:HD12	1:A:754:ILE:HA	1.95	0.41
19:A:1127:CLA:H172	19:A:1127:CLA:H13	1.72	0.41

Continued on next page...

Continued from previous page...

Atom-1	Atom-2	Interatomic distance (Å)	Clash overlap (Å)
2:B:574:ASP:HA	2:B:577:TYR:HB3	2.01	0.41
19:I:121:CLA:H122	16:L:146:GLY:HA2	2.02	0.41
19:A:1117:CLA:H122	19:A:1125:CLA:H92	2.02	0.41
19:A:1133:CLA:HHC	19:A:1133:CLA:HBB1	2.02	0.41
19:B:1217:CLA:HMB2	11:G:130:LEU:HD22	2.01	0.41
6:4:133:LEU:HB3	6:4:135:THR:HG23	2.02	0.41
1:A:590:CYS:HB2	2:B:668:ARG:H	1.86	0.41
19:A:1104:CLA:H112	19:A:1104:CLA:H72	1.90	0.41
22:B:4006:BCR:H20C	22:B:4006:BCR:H361	1.91	0.41
26:B:5002:DGD:HA42	26:B:5002:DGD:HA71	1.89	0.41
19:1:609:CLA:H61	19:1:609:CLA:H2	1.85	0.41
4:2:228:ARG:HG2	4:2:231:MET:HE2	2.01	0.41
5:3:145:TRP:O	5:3:149:ALA:N	2.50	0.41
10:F:201:PRO:HD3	24:J:302:LMG:HC91	2.01	0.41
16:L:175:THR:OG1	16:L:176:LEU:N	2.52	0.41
1:A:62:HIS:HB2	19:A:1128:CLA:HAA2	2.02	0.41
1:A:368:LEU:HD11	19:A:1117:CLA:H71	2.03	0.41
2:B:378:ILE:HG23	19:B:1203:CLA:H143	2.02	0.41
19:B:1206:CLA:H3A	19:I:121:CLA:CBB	2.51	0.41
19:1:603:CLA:HBC1	19:1:609:CLA:HAC1	2.02	0.41
6:4:126:LEU:HA	6:4:248:ILE:HG21	2.03	0.41
19:4:603:CLA:H61	10:F:215:VAL:HG22	2.02	0.41
22:G:311:BCR:H24C	22:G:311:BCR:H371	1.84	0.41
19:A:1103:CLA:H192	19:A:1111:CLA:H8	2.02	0.41
7:C:49:VAL:HA	7:C:76:SER:HA	2.03	0.41
1:A:684:PHE:HB2	19:B:1012:CLA:HBA1	2.02	0.41
1:A:716:VAL:HG23	10:F:179:ARG:HA	2.02	0.41
19:B:1012:CLA:H61	19:B:1012:CLA:H41	1.73	0.41
3:1:98:MET:HB2	19:1:610:CLA:HMC3	2.03	0.41
19:3:612:CLA:HBB2	22:3:624:BCR:H382	2.03	0.41
1:A:124:TRP:HB3	22:J:213:BCR:H323	2.03	0.41
1:A:161:GLU:HA	1:A:164:LEU:HD12	2.03	0.41
1:A:311:LEU:O	1:A:315:HIS:ND1	2.49	0.41
1:A:346:LEU:HA	1:A:349:ILE:HD12	2.03	0.41
1:A:545:HIS:HE1	1:A:611:VAL:HG12	1.86	0.41
1:A:555:ILE:HG21	1:A:600:LEU:HB2	2.02	0.41
1:A:714:LEU:HD13	22:F:416:BCR:H321	2.03	0.41
19:A:1128:CLA:H71	19:A:1128:CLA:H112	1.89	0.41
2:B:71:GLN:NE2	19:B:1204:CLA:O1D	2.45	0.41
2:B:310:PRO:HA	2:B:311:PRO:HD3	1.85	0.41
2:B:693:TRP:HE3	19:B:1238:CLA:HMD3	1.86	0.41

Continued on next page...

Continued from previous page...

Atom-1	Atom-2	Interatomic distance (Å)	Clash overlap (Å)
20:B:2002:PQN:H251	20:B:2002:PQN:H212	1.91	0.41
19:1:606:CLA:HBA1	19:1:606:CLA:H3A	1.86	0.41
28:2:623:LUT:H31	28:2:623:LUT:H391	1.97	0.41
28:4:620:LUT:H27	28:4:620:LUT:H30	1.88	0.41
9:E:93:VAL:HG22	9:E:103:VAL:HG13	2.03	0.41
10:F:196:ILE:O	14:J:11:ALA:N	2.54	0.41
13:I:27:PHE:HA	13:I:30:ILE:HG12	2.02	0.41
1:A:121:GLN:HB3	1:A:143:ILE:HB	2.03	0.41
1:A:126:ILE:HG13	1:A:127:VAL:HG13	2.03	0.41
2:B:345:THR:HB	2:B:379:ALA:HB2	2.02	0.41
2:B:650:PHE:O	2:B:654:HIS:ND1	2.50	0.41
19:B:1208:CLA:HAA2	11:G:108:ARG:HD3	2.02	0.41
19:B:1217:CLA:HBA2	19:B:1217:CLA:H3A	1.62	0.41
3:1:204:PHE:CD2	28:1:621:LUT:H32	2.56	0.41
28:1:620:LUT:H35	28:1:620:LUT:H401	1.88	0.41
4:2:163:TRP:CD1	27:2:608:CHL:HAB	2.56	0.41
27:3:608:CHL:HMB2	22:3:624:BCR:HC7	2.02	0.41
6:4:257:ASP:N	6:4:257:ASP:OD1	2.54	0.41
7:C:19:ARG:HG2	8:D:176:GLU:HG2	2.03	0.41
19:I:121:CLA:H12	16:L:129:PRO:HG2	2.03	0.41
1:A:365:LEU:HD12	1:A:365:LEU:HA	1.93	0.40
19:A:1013:CLA:HAA1	19:B:1012:CLA:HBB2	2.03	0.40
2:B:580:VAL:HB	2:B:710:LEU:HD11	2.03	0.40
19:B:1203:CLA:H112	19:B:1203:CLA:H152	1.77	0.40
22:B:2004:BCR:H20C	22:B:2004:BCR:H361	1.84	0.40
12:H:121:ASP:N	12:H:121:ASP:OD1	2.48	0.40
2:B:125:TYR:O	2:B:130:ARG:NH1	2.40	0.40
2:B:351:HIS:HD1	19:B:1214:CLA:CAD	2.32	0.40
22:B:4009:BCR:H15C	22:B:4009:BCR:H351	1.90	0.40
28:1:621:LUT:H35	28:1:621:LUT:H401	1.91	0.40
6:4:102:TRP:HB2	25:4:631:LMT:H3B	2.02	0.40
12:H:96:ARG:NH1	16:L:159:GLY:O	2.54	0.40
1:A:505:PRO:O	1:A:507:ALA:N	2.53	0.40
1:A:515:TRP:HH2	19:A:1135:CLA:HED3	1.87	0.40
22:A:4007:BCR:H15C	22:A:4007:BCR:H351	1.87	0.40
22:M:4021:BCR:H15C	22:M:4021:BCR:H351	1.92	0.40
1:A:275:SER:O	1:A:278:SER:OG	2.37	0.40
19:B:1204:CLA:H3A	19:B:1205:CLA:HMB3	2.02	0.40
19:B:1223:CLA:H13	22:B:4010:BCR:H15C	2.03	0.40
19:B:1226:CLA:H41	26:B:5002:DGD:HA92	2.04	0.40
3:1:194:ILE:HD12	3:1:194:ILE:HA	1.96	0.40

Continued on next page...

Continued from previous page...

Atom-1	Atom-2	Interatomic distance (Å)	Clash overlap (Å)
28:1:621:LUT:H31	28:1:621:LUT:H391	1.93	0.40
5:3:151:ILE:HG21	5:3:249:ALA:HB1	2.02	0.40
6:4:111:CYS:HB3	6:4:226:GLY:HA3	2.04	0.40
22:L:419:BCR:H11C	22:L:419:BCR:H341	1.95	0.40

There are no symmetry-related clashes.

5.3 Torsion angles [i](#)

5.3.1 Protein backbone [i](#)

In the following table, the Percentiles column shows the percent Ramachandran outliers of the chain as a percentile score with respect to all PDB entries followed by that with respect to all EM entries.

The Analysed column shows the number of residues for which the backbone conformation was analysed, and the total number of residues.

Mol	Chain	Analysed	Favoured	Allowed	Outliers	Percentiles	
1	A	740/742 (100%)	699 (94%)	38 (5%)	3 (0%)	30	61
2	B	730/732 (100%)	708 (97%)	22 (3%)	0	100	100
3	1	190/192 (99%)	182 (96%)	8 (4%)	0	100	100
4	2	201/203 (99%)	198 (98%)	3 (2%)	0	100	100
5	3	216/218 (99%)	206 (95%)	10 (5%)	0	100	100
6	4	201/203 (99%)	197 (98%)	4 (2%)	0	100	100
7	C	78/80 (98%)	74 (95%)	4 (5%)	0	100	100
8	D	140/142 (99%)	136 (97%)	4 (3%)	0	100	100
9	E	61/63 (97%)	56 (92%)	5 (8%)	0	100	100
10	F	158/160 (99%)	153 (97%)	5 (3%)	0	100	100
11	G	89/91 (98%)	88 (99%)	1 (1%)	0	100	100
12	H	85/87 (98%)	82 (96%)	3 (4%)	0	100	100
13	I	32/34 (94%)	31 (97%)	1 (3%)	0	100	100
14	J	39/41 (95%)	39 (100%)	0	0	100	100
15	K	79/81 (98%)	78 (99%)	1 (1%)	0	100	100
16	L	158/160 (99%)	149 (94%)	9 (6%)	0	100	100

Continued on next page...

Continued from previous page...

Mol	Chain	Analysed	Favoured	Allowed	Outliers	Percentiles	
17	M	28/30 (93%)	28 (100%)	0	0	100	100
All	All	3225/3259 (99%)	3104 (96%)	118 (4%)	3 (0%)	50	77

All (3) Ramachandran outliers are listed below:

Mol	Chain	Res	Type
1	A	506	ASN
1	A	505	PRO
1	A	284	ARG

5.3.2 Protein sidechains ⓘ

In the following table, the Percentiles column shows the percent sidechain outliers of the chain as a percentile score with respect to all PDB entries followed by that with respect to all EM entries.

The Analysed column shows the number of residues for which the sidechain conformation was analysed, and the total number of residues.

Mol	Chain	Analysed	Rotameric	Outliers	Percentiles	
1	A	603/603 (100%)	603 (100%)	0	100	100
2	B	595/595 (100%)	595 (100%)	0	100	100
3	1	148/148 (100%)	148 (100%)	0	100	100
4	2	160/160 (100%)	159 (99%)	1 (1%)	84	95
5	3	169/171 (99%)	169 (100%)	0	100	100
6	4	161/162 (99%)	160 (99%)	1 (1%)	84	95
7	C	67/67 (100%)	67 (100%)	0	100	100
8	D	114/115 (99%)	114 (100%)	0	100	100
9	E	55/55 (100%)	55 (100%)	0	100	100
10	F	130/131 (99%)	130 (100%)	0	100	100
11	G	72/72 (100%)	72 (100%)	0	100	100
12	H	66/68 (97%)	66 (100%)	0	100	100
13	I	30/30 (100%)	30 (100%)	0	100	100
14	J	35/35 (100%)	35 (100%)	0	100	100
15	K	57/58 (98%)	57 (100%)	0	100	100
16	L	116/118 (98%)	116 (100%)	0	100	100

Continued on next page...

Continued from previous page...

Mol	Chain	Analysed	Rotameric	Outliers	Percentiles	
17	M	25/25 (100%)	25 (100%)	0	100	100
All	All	2603/2613 (100%)	2601 (100%)	2 (0%)	92	98

All (2) residues with a non-rotameric sidechain are listed below:

Mol	Chain	Res	Type
4	2	174	ASN
6	4	174	ARG

Sometimes sidechains can be flipped to improve hydrogen bonding and reduce clashes. All (2) such sidechains are listed below:

Mol	Chain	Res	Type
4	2	174	ASN
5	3	303	ASN

5.3.3 RNA [i](#)

There are no RNA molecules in this entry.

5.4 Non-standard residues in protein, DNA, RNA chains [i](#)

There are no non-standard protein/DNA/RNA residues in this entry.

5.5 Carbohydrates [i](#)

There are no oligosaccharides in this entry.

5.6 Ligand geometry [i](#)

215 ligands are modelled in this entry.

In the following table, the Counts columns list the number of bonds (or angles) for which Mogul statistics could be retrieved, the number of bonds (or angles) that are observed in the model and the number of bonds (or angles) that are defined in the Chemical Component Dictionary. The Link column lists molecule types, if any, to which the group is linked. The Z score for a bond length (or angle) is the number of standard deviations the observed value is removed from the expected value. A bond length (or angle) with $|Z| > 2$ is considered an outlier worth inspection. RMSZ is the root-mean-square of all Z scores of the bond lengths (or angles).

Mol	Type	Chain	Res	Link	Bond lengths			Bond angles		
					Counts	RMSZ	# Z > 2	Counts	RMSZ	# Z > 2
19	CLA	3	614	-	46,56,73	1.57	5 (10%)	53,92,113	1.68	7 (13%)
19	CLA	B	1234	-	49,59,73	1.48	6 (12%)	56,96,113	1.67	8 (14%)
22	BCR	B	4009	-	41,41,41	0.99	1 (2%)	56,56,56	1.56	11 (19%)
19	CLA	A	1126	-	58,68,73	1.36	7 (12%)	68,107,113	1.94	15 (22%)
24	LMG	2	631	-	36,36,55	0.94	0	44,44,63	1.21	5 (11%)
22	BCR	A	4007	-	41,41,41	1.11	3 (7%)	56,56,56	1.88	18 (32%)
22	BCR	M	4021	-	41,41,41	0.99	2 (4%)	56,56,56	1.31	9 (16%)
19	CLA	1	604	-	48,58,73	1.53	5 (10%)	56,95,113	1.69	8 (14%)
22	BCR	1	623	-	25,25,41	1.04	2 (8%)	33,33,56	1.29	5 (15%)
19	CLA	A	1101	-	48,58,73	1.54	6 (12%)	56,95,113	1.57	8 (14%)
19	CLA	B	1021	-	63,73,73	1.34	7 (11%)	74,113,113	1.41	10 (13%)
19	CLA	4	613	-	53,63,73	1.48	6 (11%)	62,101,113	1.49	6 (9%)
23	LHG	B	5101	-	34,34,48	0.75	1 (2%)	37,40,54	1.29	4 (10%)
19	CLA	4	611	-	53,63,73	1.47	6 (11%)	62,101,113	1.54	8 (12%)
22	BCR	B	4010	-	41,41,41	1.08	1 (2%)	56,56,56	1.70	13 (23%)
19	CLA	3	604	-	48,58,73	1.54	5 (10%)	56,95,113	1.63	9 (16%)
19	CLA	A	8895	-	63,73,73	1.36	6 (9%)	74,113,113	1.56	6 (8%)
19	CLA	B	1220	-	43,53,73	1.60	6 (13%)	50,89,113	1.59	7 (14%)
24	LMG	J	301	-	49,49,55	0.81	1 (2%)	57,57,63	1.27	5 (8%)
19	CLA	K	201	-	53,63,73	1.47	6 (11%)	62,101,113	1.47	7 (11%)
27	CHL	2	606	-	44,54,74	2.29	14 (31%)	47,90,114	2.85	18 (38%)
19	CLA	4	610	-	53,63,73	1.46	7 (13%)	62,101,113	1.72	8 (12%)
19	CLA	A	1117	-	63,73,73	1.33	6 (9%)	74,113,113	1.66	13 (17%)
19	CLA	4	602	-	58,68,73	1.39	5 (8%)	68,107,113	1.55	8 (11%)
19	CLA	A	1109	-	63,73,73	1.36	7 (11%)	74,113,113	1.38	9 (12%)
19	CLA	1	609	-	58,68,73	1.43	5 (8%)	68,107,113	1.64	6 (8%)
19	CLA	L	301	-	48,58,73	1.56	5 (10%)	56,95,113	1.78	11 (19%)
21	SF4	C	1003	7	0,12,12	-	-	-	-	-
27	CHL	2	608	-	46,56,74	2.17	13 (28%)	49,92,114	2.88	19 (38%)
28	LUT	4	623	-	42,43,43	2.42	1 (2%)	51,60,60	1.79	8 (15%)
19	CLA	B	1203	-	63,73,73	1.34	6 (9%)	74,113,113	1.46	10 (13%)
19	CLA	L	302	-	58,68,73	1.37	5 (8%)	68,107,113	1.37	8 (11%)
19	CLA	K	204	-	43,53,73	1.64	6 (13%)	50,89,113	1.64	11 (22%)
19	CLA	B	1224	-	59,69,73	1.36	7 (11%)	69,108,113	1.60	12 (17%)
19	CLA	4	614	-	44,54,73	1.61	5 (11%)	51,90,113	1.54	6 (11%)

Mol	Type	Chain	Res	Link	Bond lengths			Bond angles		
					Counts	RMSZ	# Z > 2	Counts	RMSZ	# Z > 2
19	CLA	B	1238	-	63,73,73	1.30	5 (7%)	74,113,113	1.40	8 (10%)
19	CLA	3	602	-	58,68,73	1.39	6 (10%)	68,107,113	1.67	9 (13%)
28	LUT	4	621	-	42,43,43	2.53	4 (9%)	51,60,60	3.06	14 (27%)
19	CLA	1	603	-	53,63,73	1.46	5 (9%)	62,101,113	1.45	9 (14%)
19	CLA	2	604	-	48,58,73	1.53	5 (10%)	56,95,113	1.53	7 (12%)
19	CLA	F	302	-	44,54,73	1.60	5 (11%)	51,90,113	1.52	7 (13%)
27	CHL	4	607	-	45,55,74	2.27	14 (31%)	48,91,114	2.82	19 (39%)
19	CLA	A	1128	-	63,73,73	1.35	8 (12%)	74,113,113	1.55	12 (16%)
19	CLA	B	1201	-	48,58,73	1.51	5 (10%)	56,95,113	1.57	10 (17%)
19	CLA	A	1121	-	49,59,73	1.55	5 (10%)	56,96,113	1.65	7 (12%)
22	BCR	A	4008	-	41,41,41	1.01	1 (2%)	56,56,56	1.86	15 (26%)
19	CLA	4	604	-	48,58,73	1.50	5 (10%)	56,95,113	1.58	8 (14%)
22	BCR	I	118	-	41,41,41	1.03	2 (4%)	56,56,56	1.30	8 (14%)
19	CLA	A	1133	-	43,53,73	1.62	6 (13%)	50,89,113	1.37	4 (8%)
19	CLA	A	1801	-	48,58,73	1.52	6 (12%)	56,95,113	1.66	6 (10%)
19	CLA	A	1104	-	63,73,73	1.35	6 (9%)	74,113,113	1.38	9 (12%)
19	CLA	1	611	-	44,54,73	1.59	5 (11%)	51,90,113	1.39	6 (11%)
22	BCR	K	301	-	41,41,41	1.04	2 (4%)	56,56,56	1.31	6 (10%)
28	LUT	3	620	-	42,43,43	2.39	1 (2%)	51,60,60	1.58	5 (9%)
19	CLA	2	610	-	58,68,73	1.40	5 (8%)	68,107,113	1.26	5 (7%)
19	CLA	B	1205	-	63,73,73	1.36	6 (9%)	74,113,113	1.53	9 (12%)
19	CLA	B	1213	-	53,63,73	1.38	6 (11%)	62,101,113	1.64	9 (14%)
19	CLA	1	614	-	44,54,73	1.61	5 (11%)	51,90,113	1.66	9 (17%)
26	DGD	B	5002	-	62,62,67	0.97	4 (6%)	76,76,81	1.26	8 (10%)
19	CLA	B	1214	-	57,67,73	1.38	8 (14%)	66,105,113	1.57	10 (15%)
19	CLA	3	611	-	39,49,73	1.69	5 (12%)	46,84,113	1.53	5 (10%)
22	BCR	3	624	-	41,41,41	0.99	2 (4%)	56,56,56	1.36	9 (16%)
19	CLA	4	601	-	48,58,73	1.50	5 (10%)	56,95,113	1.55	6 (10%)
19	CLA	3	612	-	43,53,73	1.63	5 (11%)	50,89,113	1.52	6 (12%)
19	CLA	A	5005	-	48,58,73	1.50	5 (10%)	56,95,113	1.54	10 (17%)
22	BCR	J	212	-	41,41,41	1.09	2 (4%)	56,56,56	1.29	7 (12%)
19	CLA	3	613	-	53,63,73	1.48	5 (9%)	62,101,113	1.43	5 (8%)
23	LHG	A	5003	-	30,30,48	0.78	1 (3%)	33,36,54	1.28	3 (9%)
28	LUT	2	621	-	42,43,43	2.38	1 (2%)	51,60,60	1.58	6 (11%)
23	LHG	1	630	-	36,36,48	0.68	1 (2%)	39,42,54	1.26	4 (10%)

Mol	Type	Chain	Res	Link	Bond lengths			Bond angles		
					Counts	RMSZ	# Z > 2	Counts	RMSZ	# Z > 2
19	CLA	J	102	-	43,53,73	1.64	5 (11%)	50,89,113	1.65	6 (12%)
28	LUT	3	621	-	42,43,43	2.44	1 (2%)	51,60,60	1.85	10 (19%)
19	CLA	B	1209	-	43,53,73	1.63	5 (11%)	50,89,113	1.67	6 (12%)
19	CLA	A	1124	-	55,65,73	1.41	5 (9%)	64,103,113	1.48	6 (9%)
19	CLA	A	1120	-	43,53,73	1.61	5 (11%)	50,89,113	1.59	5 (10%)
19	CLA	1	610	-	53,63,73	1.44	6 (11%)	62,101,113	1.84	10 (16%)
19	CLA	A	1127	-	63,73,73	1.32	7 (11%)	74,113,113	1.71	11 (14%)
22	BCR	L	419	-	41,41,41	0.97	1 (2%)	56,56,56	1.59	12 (21%)
22	BCR	A	4011	-	41,41,41	1.03	2 (4%)	56,56,56	1.23	6 (10%)
28	LUT	1	620	-	42,43,43	2.72	2 (4%)	51,60,60	2.30	14 (27%)
19	CLA	B	1216	-	53,63,73	1.44	7 (13%)	62,101,113	1.81	10 (16%)
19	CLA	A	1132	-	63,73,73	1.29	6 (9%)	74,113,113	1.77	13 (17%)
22	BCR	J	213	-	41,41,41	1.03	2 (4%)	56,56,56	1.37	7 (12%)
27	CHL	4	606	-	45,55,74	2.25	14 (31%)	48,91,114	2.83	19 (39%)
19	CLA	1	608	-	48,58,73	1.52	5 (10%)	56,95,113	1.60	8 (14%)
19	CLA	B	1236	-	45,55,73	1.56	5 (11%)	52,91,113	1.54	7 (13%)
19	CLA	B	1206	-	45,55,73	1.55	6 (13%)	52,91,113	1.69	7 (13%)
19	CLA	A	1130	-	58,68,73	1.37	6 (10%)	68,107,113	1.47	10 (14%)
19	CLA	I	121	-	63,73,73	1.34	6 (9%)	74,113,113	1.47	7 (9%)
19	CLA	B	1204	-	59,69,73	1.37	5 (8%)	69,108,113	1.31	7 (10%)
19	CLA	3	610	-	53,63,73	1.42	5 (9%)	62,101,113	1.41	7 (11%)
19	CLA	A	1138	-	58,68,73	1.35	5 (8%)	68,107,113	1.58	8 (11%)
19	CLA	A	1118	-	53,63,73	1.42	5 (9%)	62,101,113	1.36	6 (9%)
19	CLA	B	1235	-	53,63,73	1.45	6 (11%)	62,101,113	1.46	6 (9%)
22	BCR	I	120	-	41,41,41	1.06	3 (7%)	56,56,56	1.77	15 (26%)
19	CLA	B	1023	-	59,69,73	1.43	7 (11%)	69,108,113	1.63	14 (20%)
19	CLA	B	1012	-	53,63,73	1.43	6 (11%)	62,101,113	1.64	9 (14%)
19	CLA	A	1119	-	63,73,73	1.30	6 (9%)	74,113,113	1.56	9 (12%)
19	CLA	B	1222	-	44,54,73	1.58	6 (13%)	51,90,113	1.75	10 (19%)
19	CLA	3	617	-	44,54,73	1.59	6 (13%)	51,90,113	1.49	6 (11%)
19	CLA	A	1135	-	49,59,73	1.51	6 (12%)	56,96,113	1.53	8 (14%)
22	BCR	A	4002	-	41,41,41	1.06	2 (4%)	56,56,56	1.21	5 (8%)
19	CLA	A	1113	-	43,53,73	1.61	6 (13%)	50,89,113	1.73	10 (20%)
19	CLA	A	1114	-	43,53,73	1.65	5 (11%)	50,89,113	1.92	10 (20%)
19	CLA	B	1211	-	54,64,73	1.45	5 (9%)	63,102,113	1.63	7 (11%)

Mol	Type	Chain	Res	Link	Bond lengths			Bond angles		
					Counts	RMSZ	# Z > 2	Counts	RMSZ	# Z > 2
19	CLA	3	605	-	28,35,73	2.27	8 (28%)	28,60,113	1.72	6 (21%)
27	CHL	2	602	-	54,64,74	2.09	16 (29%)	59,102,114	2.61	22 (37%)
19	CLA	G	218	-	53,63,73	1.45	5 (9%)	62,101,113	1.41	6 (9%)
22	BCR	G	311	-	41,41,41	0.99	2 (4%)	56,56,56	1.36	9 (16%)
19	CLA	A	1122	-	58,68,73	1.42	6 (10%)	68,107,113	1.49	6 (8%)
19	CLA	2	603	-	44,54,73	1.56	5 (11%)	51,90,113	1.53	6 (11%)
19	CLA	B	1231	-	43,53,73	1.63	5 (11%)	50,89,113	1.61	8 (16%)
19	CLA	B	1208	-	43,53,73	1.59	5 (11%)	50,89,113	1.70	9 (18%)
19	CLA	H	200	-	43,53,73	1.62	4 (9%)	50,89,113	1.51	7 (14%)
20	PQN	A	2001	-	34,34,34	0.41	0	43,45,45	1.04	1 (2%)
27	CHL	3	608	-	45,55,74	2.21	13 (28%)	48,91,114	2.83	20 (41%)
27	CHL	2	601	-	64,74,74	1.88	13 (20%)	71,114,114	2.51	26 (36%)
19	CLA	B	1237	-	63,73,73	1.39	7 (11%)	74,113,113	1.39	8 (10%)
22	BCR	B	2004	-	41,41,41	1.05	2 (4%)	56,56,56	1.29	5 (8%)
19	CLA	A	1111	-	63,73,73	1.36	6 (9%)	74,113,113	1.48	7 (9%)
25	LMT	B	5001	-	32,32,36	1.24	6 (18%)	43,43,47	0.96	0
27	CHL	4	615	-	41,51,74	2.29	13 (31%)	42,86,114	2.93	18 (42%)
19	CLA	A	1116	-	52,62,73	1.42	7 (13%)	60,99,113	1.47	8 (13%)
19	CLA	2	612	-	50,60,73	1.52	5 (10%)	57,97,113	1.53	7 (12%)
19	CLA	1	615	-	44,54,73	1.61	6 (13%)	51,90,113	1.59	6 (11%)
20	PQN	B	2002	-	34,34,34	0.42	0	43,45,45	1.07	1 (2%)
22	BCR	B	4005	-	41,41,41	1.04	2 (4%)	56,56,56	1.20	5 (8%)
22	BCR	B	4014	-	41,41,41	1.03	2 (4%)	56,56,56	1.41	9 (16%)
25	LMT	1	631	-	36,36,36	1.15	4 (11%)	47,47,47	0.97	2 (4%)
23	LHG	A	5001	-	48,48,48	0.68	1 (2%)	51,54,54	1.29	6 (11%)
19	CLA	B	1225	-	63,73,73	1.32	6 (9%)	74,113,113	1.51	8 (10%)
19	CLA	B	1223	-	63,73,73	1.30	6 (9%)	74,113,113	1.51	9 (12%)
19	CLA	B	1226	-	53,63,73	1.48	6 (11%)	62,101,113	1.92	10 (16%)
19	CLA	A	1136	-	63,73,73	1.33	5 (7%)	74,113,113	1.48	10 (13%)
23	LHG	3	630	-	33,33,48	0.75	1 (3%)	36,39,54	1.30	4 (11%)
25	LMT	G	402	-	32,32,36	1.23	5 (15%)	43,43,47	0.91	0
19	CLA	1	612	-	44,54,73	1.59	5 (11%)	51,90,113	1.42	8 (15%)
19	CLA	B	1230	-	43,53,73	1.63	6 (13%)	50,89,113	1.52	7 (14%)
19	CLA	A	1107	-	43,53,73	1.64	5 (11%)	50,89,113	1.69	8 (16%)
19	CLA	2	613	-	63,73,73	1.36	6 (9%)	74,113,113	1.36	7 (9%)

Mol	Type	Chain	Res	Link	Bond lengths			Bond angles		
					Counts	RMSZ	# Z > 2	Counts	RMSZ	# Z > 2
19	CLA	B	1240	-	63,73,73	1.35	6 (9%)	74,113,113	1.48	10 (13%)
19	CLA	1	613	-	53,63,73	1.49	6 (11%)	62,101,113	1.41	8 (12%)
19	CLA	A	1106	-	53,63,73	1.43	6 (11%)	62,101,113	1.76	7 (11%)
19	CLA	B	1221	-	52,62,73	1.51	8 (15%)	60,99,113	1.78	9 (15%)
21	SF4	C	1002	7	0,12,12	-	-	-	-	-
19	CLA	4	609	-	53,63,73	1.49	5 (9%)	62,101,113	1.83	9 (14%)
19	CLA	B	1210	-	63,73,73	1.34	6 (9%)	74,113,113	1.67	10 (13%)
19	CLA	L	303	-	43,53,73	1.63	6 (13%)	50,89,113	1.82	8 (16%)
28	LUT	1	621	-	42,43,43	2.66	2 (4%)	51,60,60	2.23	9 (17%)
19	CLA	K	202	-	44,54,73	1.61	5 (11%)	51,90,113	1.55	7 (13%)
19	CLA	A	1022	-	63,73,73	1.38	6 (9%)	74,113,113	1.34	7 (9%)
19	CLA	1	606	-	43,53,73	1.64	6 (13%)	50,89,113	1.76	9 (18%)
22	BCR	A	4001	-	41,41,41	1.04	2 (4%)	56,56,56	1.37	7 (12%)
27	CHL	2	607	-	45,55,74	2.27	13 (28%)	48,91,114	2.85	22 (45%)
27	CHL	4	608	-	49,59,74	2.16	15 (30%)	53,96,114	2.67	20 (37%)
19	CLA	3	609	-	58,68,73	1.40	5 (8%)	68,107,113	1.42	8 (11%)
22	BCR	B	4006	-	41,41,41	1.06	2 (4%)	56,56,56	1.22	5 (8%)
19	CLA	4	603	-	53,63,73	1.45	6 (11%)	62,101,113	1.45	8 (12%)
19	CLA	4	612	-	44,54,73	1.60	5 (11%)	51,90,113	1.44	6 (11%)
19	CLA	3	606	-	44,54,73	1.61	6 (13%)	51,90,113	1.46	5 (9%)
24	LMG	A	5002	-	34,34,55	0.95	0	42,42,63	1.23	3 (7%)
27	CHL	2	615	-	45,55,74	2.27	14 (31%)	48,91,114	2.81	19 (39%)
19	CLA	A	1013	-	54,64,73	1.35	7 (12%)	63,102,113	1.91	13 (20%)
19	CLA	B	1228	-	47,57,73	1.51	6 (12%)	53,93,113	1.57	8 (15%)
22	BCR	B	4017	-	41,41,41	1.11	3 (7%)	56,56,56	1.26	5 (8%)
19	CLA	3	603	-	53,63,73	1.49	6 (11%)	62,101,113	1.49	7 (11%)
18	CL0	A	1011	-	63,73,73	1.36	7 (11%)	74,113,113	1.42	8 (10%)
19	CLA	F	303	-	28,35,73	2.27	8 (28%)	28,60,113	1.69	5 (17%)
19	CLA	A	1139	-	48,58,73	1.50	6 (12%)	56,95,113	1.60	7 (12%)
19	CLA	B	1202	-	63,73,73	1.30	6 (9%)	74,113,113	1.62	7 (9%)
25	LMT	G	401	-	36,36,36	1.15	5 (13%)	47,47,47	1.04	1 (2%)
28	LUT	4	620	-	42,43,43	2.51	2 (4%)	51,60,60	2.04	12 (23%)
19	CLA	2	609	-	53,63,73	1.47	5 (9%)	62,101,113	1.78	7 (11%)
23	LHG	4	630	-	37,37,48	0.83	2 (5%)	40,43,54	1.26	3 (7%)
27	CHL	1	607	-	45,55,74	2.29	14 (31%)	48,91,114	2.92	22 (45%)

Mol	Type	Chain	Res	Link	Bond lengths			Bond angles		
					Counts	RMSZ	# Z > 2	Counts	RMSZ	# Z > 2
25	LMT	4	631	-	36,36,36	1.18	5 (13%)	47,47,47	0.95	1 (2%)
19	CLA	A	1125	-	58,68,73	1.41	7 (12%)	68,107,113	1.89	14 (20%)
19	CLA	1	602	-	58,68,73	1.41	6 (10%)	68,107,113	1.63	8 (11%)
27	CHL	1	601	-	54,64,74	2.02	13 (24%)	59,102,114	2.76	24 (40%)
27	CHL	2	611	-	54,64,74	2.06	15 (27%)	59,102,114	2.62	23 (38%)
19	CLA	A	1137	-	43,53,73	1.60	5 (11%)	50,89,113	1.52	4 (8%)
19	CLA	G	202	-	44,54,73	1.59	5 (11%)	51,90,113	1.51	5 (9%)
19	CLA	A	1103	-	63,73,73	1.36	6 (9%)	74,113,113	1.31	8 (10%)
25	LMT	A	5004	-	34,34,36	1.20	4 (11%)	45,45,47	1.05	1 (2%)
19	CLA	2	614	-	48,58,73	1.52	5 (10%)	56,95,113	1.63	8 (14%)
19	CLA	A	1115	-	52,62,73	1.44	6 (11%)	60,99,113	1.53	11 (18%)
22	BCR	A	4003	-	41,41,41	1.01	2 (4%)	56,56,56	1.35	8 (14%)
19	CLA	B	1215	-	58,68,73	1.38	6 (10%)	68,107,113	1.84	12 (17%)
19	CLA	A	1131	-	63,73,73	1.35	5 (7%)	74,113,113	1.34	8 (10%)
22	BCR	L	420	-	41,41,41	0.99	1 (2%)	56,56,56	1.50	10 (17%)
19	CLA	A	1110	-	53,63,73	1.47	6 (11%)	62,101,113	1.57	8 (12%)
24	LMG	J	302	-	26,26,55	1.12	2 (7%)	34,34,63	1.16	4 (11%)
19	CLA	A	1102	-	43,53,73	1.56	6 (13%)	50,89,113	1.56	7 (14%)
19	CLA	G	201	-	48,58,73	1.54	5 (10%)	56,95,113	1.50	7 (12%)
21	SF4	A	3001	2,1	0,12,12	-	-	-	-	-
19	CLA	B	1212	-	43,53,73	1.61	6 (13%)	50,89,113	1.81	8 (16%)
19	CLA	B	1232	-	43,53,73	1.66	5 (11%)	50,89,113	1.96	9 (18%)
23	LHG	2	630	-	31,31,48	0.79	2 (6%)	34,37,54	1.24	3 (8%)
19	CLA	3	607	-	58,68,73	1.40	5 (8%)	68,107,113	1.38	6 (8%)
19	CLA	A	1140	-	49,59,73	1.51	6 (12%)	56,96,113	1.50	8 (14%)
22	BCR	3	623	-	41,41,41	1.05	2 (4%)	56,56,56	1.25	7 (12%)
19	CLA	B	1229	-	53,63,73	1.45	6 (11%)	62,101,113	1.45	8 (12%)
19	CLA	B	1239	-	43,53,73	1.60	5 (11%)	50,89,113	1.67	7 (14%)
19	CLA	F	301	-	43,53,73	1.61	5 (11%)	50,89,113	1.65	5 (10%)
22	BCR	F	416	-	41,41,41	1.02	2 (4%)	56,56,56	1.36	10 (17%)
19	CLA	A	1112	-	43,53,73	1.59	6 (13%)	50,89,113	1.48	9 (18%)
19	CLA	A	1108	-	43,53,73	1.60	6 (13%)	50,89,113	1.90	7 (14%)
19	CLA	B	1217	-	43,53,73	1.58	5 (11%)	50,89,113	1.54	7 (14%)
19	CLA	A	1134	-	43,53,73	1.63	5 (11%)	50,89,113	1.72	7 (14%)
28	LUT	2	623	-	42,43,43	2.55	1 (2%)	51,60,60	1.76	9 (17%)

Mol	Type	Chain	Res	Link	Bond lengths			Bond angles		
					Counts	RMSZ	# Z > 2	Counts	RMSZ	# Z > 2
19	CLA	B	1227	-	43,53,73	1.63	7 (16%)	50,89,113	1.83	12 (24%)
19	CLA	A	1105	-	48,58,73	1.51	5 (10%)	56,95,113	1.83	8 (14%)
28	LUT	2	620	-	42,43,43	2.47	1 (2%)	51,60,60	2.11	19 (37%)
19	CLA	B	1219	-	43,53,73	1.65	6 (13%)	50,89,113	1.86	10 (20%)
19	CLA	K	203	-	28,35,73	2.27	8 (28%)	28,60,113	1.67	5 (17%)

In the following table, the Chirals column lists the number of chiral outliers, the number of chiral centers analysed, the number of these observed in the model and the number defined in the Chemical Component Dictionary. Similar counts are reported in the Torsion and Rings columns. '-' means no outliers of that kind were identified.

Mol	Type	Chain	Res	Link	Chirals	Torsions	Rings
19	CLA	3	614	-	1/1/11/20	9/17/95/115	-
19	CLA	B	1234	-	1/1/12/20	6/21/99/115	-
22	BCR	B	4009	-	-	3/29/63/63	0/2/2/2
19	CLA	A	1126	-	-	11/31/109/115	-
24	LMG	2	631	-	-	6/31/51/70	0/1/1/1
22	BCR	A	4007	-	-	7/29/63/63	0/2/2/2
22	BCR	M	4021	-	-	5/29/63/63	0/2/2/2
19	CLA	1	604	-	1/1/12/20	4/19/97/115	-
22	BCR	1	623	-	-	5/18/35/63	0/1/1/2
19	CLA	A	1101	-	1/1/12/20	9/19/97/115	-
19	CLA	B	1021	-	1/1/15/20	16/37/115/115	-
19	CLA	4	613	-	1/1/13/20	7/25/103/115	-
23	LHG	B	5101	-	-	9/39/39/53	-
19	CLA	4	611	-	-	6/25/103/115	-
22	BCR	B	4010	-	-	6/29/63/63	0/2/2/2
19	CLA	3	604	-	1/1/12/20	5/19/97/115	-
19	CLA	A	8895	-	-	9/37/115/115	-
19	CLA	B	1220	-	1/1/11/20	4/13/91/115	-
24	LMG	J	301	-	-	15/44/64/70	0/1/1/1
19	CLA	K	201	-	1/1/13/20	7/25/103/115	-
27	CHL	2	606	-	3/3/16/26	7/15/113/137	-
19	CLA	4	610	-	1/1/13/20	6/25/103/115	-
19	CLA	A	1117	-	1/1/15/20	10/37/115/115	-
19	CLA	4	602	-	1/1/14/20	3/31/109/115	-

Continued on next page...

Continued from previous page...

Mol	Type	Chain	Res	Link	Chirals	Torsions	Rings
19	CLA	A	1109	-	1/1/15/20	8/37/115/115	-
19	CLA	1	609	-	1/1/14/20	6/31/109/115	-
27	CHL	2	608	-	3/3/16/26	9/18/116/137	-
28	LUT	4	623	-	1/1/12/27	12/29/67/67	0/2/2/2
19	CLA	L	301	-	-	7/19/97/115	-
21	SF4	C	1003	7	-	-	0/6/5/5
19	CLA	B	1203	-	1/1/15/20	12/37/115/115	-
19	CLA	L	302	-	-	12/31/109/115	-
19	CLA	K	204	-	1/1/11/20	6/13/91/115	-
19	CLA	B	1224	-	1/1/14/20	11/33/111/115	-
19	CLA	4	614	-	1/1/11/20	7/15/93/115	-
19	CLA	B	1238	-	1/1/15/20	14/37/115/115	-
19	CLA	3	602	-	1/1/14/20	7/31/109/115	-
28	LUT	4	621	-	-	4/29/67/67	0/2/2/2
19	CLA	1	603	-	1/1/13/20	14/25/103/115	-
19	CLA	2	604	-	1/1/12/20	4/19/97/115	-
19	CLA	F	302	-	1/1/11/20	6/15/93/115	-
27	CHL	4	607	-	3/3/16/26	7/17/115/137	-
19	CLA	A	1128	-	-	12/37/115/115	-
19	CLA	B	1201	-	1/1/12/20	10/19/97/115	-
19	CLA	A	1121	-	1/1/12/20	7/21/99/115	-
22	BCR	A	4008	-	-	11/29/63/63	0/2/2/2
19	CLA	4	604	-	1/1/12/20	6/19/97/115	-
22	BCR	I	118	-	-	11/29/63/63	0/2/2/2
19	CLA	A	1133	-	-	7/13/91/115	-
19	CLA	A	1801	-	1/1/12/20	7/19/97/115	-
19	CLA	A	1104	-	-	17/37/115/115	-
19	CLA	1	611	-	-	4/15/93/115	-
22	BCR	K	301	-	-	14/29/63/63	0/2/2/2
28	LUT	3	620	-	-	2/29/67/67	0/2/2/2
19	CLA	2	610	-	1/1/14/20	9/31/109/115	-
19	CLA	B	1205	-	1/1/15/20	8/37/115/115	-
19	CLA	B	1213	-	-	6/25/103/115	-
19	CLA	1	614	-	1/1/11/20	6/15/93/115	-

Continued on next page...

Continued from previous page...

Mol	Type	Chain	Res	Link	Chirals	Torsions	Rings
26	DGD	B	5002	-	-	18/50/90/95	0/2/2/2
19	CLA	3	611	-	1/1/10/20	2/8/86/115	-
19	CLA	B	1214	-	-	8/30/108/115	-
22	BCR	3	624	-	-	16/29/63/63	0/2/2/2
19	CLA	4	601	-	1/1/12/20	8/19/97/115	-
19	CLA	3	612	-	1/1/11/20	4/13/91/115	-
19	CLA	A	5005	-	-	6/19/97/115	-
22	BCR	J	212	-	-	14/29/63/63	0/2/2/2
19	CLA	3	613	-	1/1/13/20	8/25/103/115	-
23	LHG	A	5003	-	-	11/35/35/53	-
28	LUT	2	621	-	-	2/29/67/67	0/2/2/2
23	LHG	1	630	-	-	14/41/41/53	-
19	CLA	J	102	-	1/1/11/20	8/13/91/115	-
28	LUT	3	621	-	-	8/29/67/67	0/2/2/2
19	CLA	B	1209	-	-	2/13/91/115	-
19	CLA	A	1124	-	-	11/28/106/115	-
19	CLA	A	1120	-	-	3/13/91/115	-
19	CLA	1	610	-	1/1/13/20	6/25/103/115	-
19	CLA	A	1127	-	-	18/37/115/115	-
22	BCR	L	419	-	-	4/29/63/63	0/2/2/2
22	BCR	A	4011	-	-	18/29/63/63	0/2/2/2
28	LUT	1	620	-	-	5/29/67/67	0/2/2/2
19	CLA	B	1216	-	1/1/13/20	7/25/103/115	-
19	CLA	A	1132	-	1/1/15/20	8/37/115/115	-
27	CHL	4	606	-	3/3/16/26	9/17/115/137	-
22	BCR	J	213	-	-	8/29/63/63	0/2/2/2
19	CLA	1	608	-	1/1/12/20	3/19/97/115	-
19	CLA	B	1236	-	-	4/16/94/115	-
19	CLA	B	1206	-	-	7/16/94/115	-
19	CLA	A	1130	-	-	6/31/109/115	-
19	CLA	I	121	-	-	12/37/115/115	-
19	CLA	B	1204	-	1/1/14/20	7/33/111/115	-
19	CLA	3	610	-	1/1/13/20	8/25/103/115	-
19	CLA	A	1138	-	1/1/14/20	7/31/109/115	-

Continued on next page...

Continued from previous page...

Mol	Type	Chain	Res	Link	Chirals	Torsions	Rings
19	CLA	A	1118	-	-	13/25/103/115	-
19	CLA	B	1235	-	1/1/13/20	8/25/103/115	-
22	BCR	I	120	-	-	14/29/63/63	0/2/2/2
19	CLA	B	1023	-	-	8/33/111/115	-
19	CLA	B	1012	-	1/1/13/20	13/25/103/115	-
19	CLA	A	1119	-	1/1/15/20	10/37/115/115	-
19	CLA	B	1222	-	1/1/11/20	6/15/93/115	-
19	CLA	3	617	-	1/1/11/20	6/15/93/115	-
19	CLA	A	1135	-	-	7/21/99/115	-
22	BCR	A	4002	-	-	9/29/63/63	0/2/2/2
19	CLA	A	1113	-	-	3/13/91/115	-
19	CLA	A	1114	-	1/1/11/20	6/13/91/115	-
19	CLA	B	1211	-	1/1/13/20	9/27/105/115	-
19	CLA	3	605	-	1/1/5/20	-	-
27	CHL	2	602	-	3/3/18/26	13/27/125/137	-
19	CLA	G	218	-	-	8/25/103/115	-
22	BCR	G	311	-	-	7/29/63/63	0/2/2/2
19	CLA	A	1122	-	1/1/14/20	12/31/109/115	-
19	CLA	2	603	-	1/1/11/20	6/15/93/115	-
19	CLA	B	1231	-	-	5/13/91/115	-
19	CLA	B	1208	-	1/1/11/20	3/13/91/115	-
19	CLA	H	200	-	1/1/11/20	4/13/91/115	-
20	PQN	A	2001	-	-	6/23/43/43	0/2/2/2
27	CHL	3	608	-	3/3/16/26	5/17/115/137	-
27	CHL	2	601	-	3/3/20/26	22/39/137/137	-
19	CLA	B	1237	-	1/1/15/20	11/37/115/115	-
22	BCR	B	2004	-	-	14/29/63/63	0/2/2/2
19	CLA	A	1111	-	-	14/37/115/115	-
27	CHL	4	615	-	3/3/15/26	2/12/110/137	-
25	LMT	B	5001	-	-	4/17/57/61	0/2/2/2
19	CLA	A	1116	-	1/1/12/20	7/24/102/115	-
19	CLA	2	612	-	1/1/12/20	5/22/100/115	-
19	CLA	1	615	-	1/1/11/20	8/15/93/115	-
20	PQN	B	2002	-	-	8/23/43/43	0/2/2/2

Continued on next page...

Continued from previous page...

Mol	Type	Chain	Res	Link	Chirals	Torsions	Rings
22	BCR	B	4005	-	-	8/29/63/63	0/2/2/2
22	BCR	B	4014	-	-	19/29/63/63	0/2/2/2
25	LMT	1	631	-	-	6/21/61/61	0/2/2/2
23	LHG	A	5001	-	-	20/53/53/53	-
19	CLA	B	1225	-	-	15/37/115/115	-
19	CLA	B	1223	-	1/1/15/20	6/37/115/115	-
19	CLA	B	1226	-	1/1/13/20	6/25/103/115	-
19	CLA	A	1136	-	1/1/15/20	10/37/115/115	-
23	LHG	3	630	-	-	12/38/38/53	-
25	LMT	G	402	-	-	6/17/57/61	0/2/2/2
19	CLA	1	612	-	1/1/11/20	6/15/93/115	-
19	CLA	B	1230	-	1/1/11/20	6/13/91/115	-
19	CLA	A	1107	-	-	8/13/91/115	-
19	CLA	2	613	-	1/1/15/20	11/37/115/115	-
19	CLA	B	1240	-	1/1/15/20	12/37/115/115	-
19	CLA	1	613	-	1/1/13/20	7/25/103/115	-
19	CLA	A	1106	-	1/1/13/20	7/25/103/115	-
19	CLA	B	1221	-	-	1/24/102/115	-
21	SF4	C	1002	7	-	-	0/6/5/5
19	CLA	4	609	-	1/1/13/20	9/25/103/115	-
19	CLA	B	1210	-	1/1/15/20	22/37/115/115	-
19	CLA	L	303	-	1/1/11/20	7/13/91/115	-
28	LUT	1	621	-	-	5/29/67/67	0/2/2/2
19	CLA	K	202	-	1/1/11/20	8/15/93/115	-
19	CLA	A	1022	-	1/1/15/20	9/37/115/115	-
19	CLA	1	606	-	1/1/11/20	6/13/91/115	-
27	CHL	4	608	-	3/3/17/26	8/21/119/137	-
27	CHL	2	607	-	3/3/16/26	8/17/115/137	-
22	BCR	A	4001	-	-	15/29/63/63	0/2/2/2
19	CLA	3	609	-	1/1/14/20	10/31/109/115	-
22	BCR	B	4006	-	-	11/29/63/63	0/2/2/2
19	CLA	4	603	-	1/1/13/20	11/25/103/115	-
19	CLA	4	612	-	1/1/11/20	8/15/93/115	-
19	CLA	3	606	-	1/1/11/20	9/15/93/115	-

Continued on next page...

Continued from previous page...

Mol	Type	Chain	Res	Link	Chirals	Torsions	Rings
24	LMG	A	5002	-	-	13/29/49/70	0/1/1/1
27	CHL	2	615	-	3/3/16/26	11/17/115/137	-
19	CLA	B	1228	-	1/1/11/20	8/18/96/115	-
19	CLA	A	1013	-	-	3/27/105/115	-
22	BCR	B	4017	-	-	17/29/63/63	0/2/2/2
19	CLA	3	603	-	-	11/25/103/115	-
18	CL0	A	1011	-	2/2/20/25	6/37/135/135	-
19	CLA	F	303	-	1/1/5/20	-	-
19	CLA	A	1139	-	1/1/12/20	4/19/97/115	-
19	CLA	B	1202	-	1/1/15/20	10/37/115/115	-
25	LMT	G	401	-	-	5/21/61/61	0/2/2/2
28	LUT	4	620	-	-	9/29/67/67	0/2/2/2
19	CLA	2	609	-	1/1/13/20	2/25/103/115	-
27	CHL	1	607	-	3/3/16/26	8/17/115/137	-
23	LHG	4	630	-	-	15/42/42/53	-
25	LMT	4	631	-	-	4/21/61/61	0/2/2/2
19	CLA	A	1125	-	1/1/14/20	13/31/109/115	-
19	CLA	1	602	-	1/1/14/20	2/31/109/115	-
27	CHL	1	601	-	3/3/18/26	10/27/125/137	-
27	CHL	2	611	-	3/3/18/26	6/27/125/137	-
19	CLA	A	1137	-	1/1/11/20	5/13/91/115	-
19	CLA	G	202	-	1/1/11/20	7/15/93/115	-
19	CLA	A	1103	-	1/1/15/20	15/37/115/115	-
25	LMT	A	5004	-	-	7/19/59/61	0/2/2/2
19	CLA	2	614	-	1/1/12/20	5/19/97/115	-
19	CLA	A	1115	-	-	6/24/102/115	-
22	BCR	A	4003	-	-	12/29/63/63	0/2/2/2
19	CLA	B	1215	-	1/1/14/20	11/31/109/115	-
19	CLA	A	1131	-	1/1/15/20	5/37/115/115	-
22	BCR	L	420	-	-	7/29/63/63	0/2/2/2
19	CLA	A	1110	-	1/1/13/20	6/25/103/115	-
24	LMG	J	302	-	-	6/21/41/70	0/1/1/1
19	CLA	A	1102	-	-	6/13/91/115	-
19	CLA	G	201	-	1/1/12/20	4/19/97/115	-

Continued on next page...

Continued from previous page...

Mol	Type	Chain	Res	Link	Chirals	Torsions	Rings
21	SF4	A	3001	2,1	-	-	0/6/5/5
19	CLA	B	1212	-	-	3/13/91/115	-
19	CLA	B	1232	-	1/1/11/20	4/13/91/115	-
23	LHG	2	630	-	-	10/36/36/53	-
19	CLA	3	607	-	1/1/14/20	17/31/109/115	-
19	CLA	A	1140	-	-	6/21/99/115	-
22	BCR	3	623	-	-	14/29/63/63	0/2/2/2
19	CLA	B	1229	-	1/1/13/20	8/25/103/115	-
19	CLA	B	1239	-	-	5/13/91/115	-
19	CLA	F	301	-	1/1/11/20	2/13/91/115	-
22	BCR	F	416	-	-	17/29/63/63	0/2/2/2
19	CLA	A	1112	-	-	4/13/91/115	-
19	CLA	A	1108	-	1/1/11/20	5/13/91/115	-
19	CLA	B	1217	-	-	5/13/91/115	-
19	CLA	A	1134	-	-	6/13/91/115	-
28	LUT	2	623	-	1/1/12/27	9/29/67/67	0/2/2/2
19	CLA	B	1227	-	-	1/13/91/115	-
19	CLA	A	1105	-	1/1/12/20	0/19/97/115	-
28	LUT	2	620	-	-	6/29/67/67	0/2/2/2
19	CLA	B	1219	-	-	3/13/91/115	-
19	CLA	K	203	-	1/1/5/20	-	-

All (1121) bond length outliers are listed below:

Mol	Chain	Res	Type	Atoms	Z	Observed(Å)	Ideal(Å)
28	1	620	LUT	C24-C25	16.76	1.53	1.33
28	1	621	LUT	C24-C25	16.27	1.52	1.33
28	2	623	LUT	C24-C25	15.79	1.51	1.33
28	4	620	LUT	C24-C25	15.47	1.51	1.33
28	2	620	LUT	C24-C25	15.22	1.51	1.33
28	3	621	LUT	C24-C25	15.10	1.51	1.33
28	4	621	LUT	C24-C25	14.92	1.50	1.33
28	4	623	LUT	C24-C25	14.84	1.50	1.33
28	3	620	LUT	C24-C25	14.81	1.50	1.33
28	2	621	LUT	C24-C25	14.74	1.50	1.33
19	B	1023	CLA	CHB-C4A	6.74	1.39	1.33
19	4	609	CLA	CHB-C4A	6.53	1.39	1.33
19	1	613	CLA	CHB-C4A	6.53	1.39	1.33

Continued on next page...

Continued from previous page...

Mol	Chain	Res	Type	Atoms	Z	Observed(Å)	Ideal(Å)
19	A	1109	CLA	CHB-C4A	6.45	1.39	1.33
19	1	606	CLA	CHB-C4A	6.39	1.39	1.33
19	L	303	CLA	CHB-C4A	6.38	1.39	1.33
19	4	602	CLA	CHB-C4A	6.38	1.39	1.33
19	A	1122	CLA	CHB-C4A	6.37	1.39	1.33
19	A	1125	CLA	CHB-C4A	6.37	1.39	1.33
19	B	1221	CLA	CHB-C4A	6.36	1.39	1.33
19	A	1121	CLA	CHB-C4A	6.36	1.39	1.33
19	4	613	CLA	CHB-C4A	6.34	1.38	1.33
19	A	1022	CLA	CHB-C4A	6.33	1.38	1.33
19	2	609	CLA	CHB-C4A	6.32	1.38	1.33
19	K	204	CLA	CHB-C4A	6.32	1.38	1.33
19	1	602	CLA	CHB-C4A	6.31	1.38	1.33
19	K	202	CLA	CHB-C4A	6.30	1.38	1.33
19	B	1237	CLA	CHB-C4A	6.30	1.38	1.33
19	4	611	CLA	CHB-C4A	6.29	1.38	1.33
19	J	102	CLA	CHB-C4A	6.29	1.38	1.33
19	A	1114	CLA	CHB-C4A	6.28	1.38	1.33
19	B	1219	CLA	CHB-C4A	6.28	1.38	1.33
19	1	609	CLA	CHB-C4A	6.28	1.38	1.33
19	B	1205	CLA	CHB-C4A	6.27	1.38	1.33
19	2	612	CLA	CHB-C4A	6.27	1.38	1.33
18	A	1011	CL0	CHB-C4A	6.26	1.38	1.33
19	2	613	CLA	CHB-C4A	6.26	1.38	1.33
19	A	1107	CLA	CHB-C4A	6.25	1.38	1.33
19	B	1230	CLA	CHB-C4A	6.25	1.38	1.33
19	3	613	CLA	CHB-C4A	6.25	1.38	1.33
19	1	604	CLA	CHB-C4A	6.23	1.38	1.33
19	1	615	CLA	CHB-C4A	6.23	1.38	1.33
19	G	201	CLA	CHB-C4A	6.23	1.38	1.33
19	4	614	CLA	CHB-C4A	6.23	1.38	1.33
19	3	611	CLA	CHB-C4A	6.23	1.38	1.33
19	1	614	CLA	CHB-C4A	6.22	1.38	1.33
19	A	1131	CLA	CHB-C4A	6.22	1.38	1.33
19	B	1021	CLA	CHB-C4A	6.22	1.38	1.33
19	B	1222	CLA	CHB-C4A	6.22	1.38	1.33
19	3	617	CLA	CHB-C4A	6.19	1.38	1.33
19	F	302	CLA	CHB-C4A	6.19	1.38	1.33
19	A	1134	CLA	CHB-C4A	6.18	1.38	1.33
19	3	603	CLA	CHB-C4A	6.18	1.38	1.33
19	3	607	CLA	CHB-C4A	6.18	1.38	1.33
19	3	606	CLA	CHB-C4A	6.17	1.38	1.33

Continued on next page...

Continued from previous page...

Mol	Chain	Res	Type	Atoms	Z	Observed(Å)	Ideal(Å)
19	4	612	CLA	CHB-C4A	6.16	1.38	1.33
19	A	8895	CLA	CHB-C4A	6.16	1.38	1.33
19	3	612	CLA	CHB-C4A	6.16	1.38	1.33
19	B	1236	CLA	CHB-C4A	6.16	1.38	1.33
19	A	1120	CLA	CHB-C4A	6.15	1.38	1.33
19	2	610	CLA	CHB-C4A	6.15	1.38	1.33
19	B	1211	CLA	CHB-C4A	6.14	1.38	1.33
19	A	1101	CLA	CHB-C4A	6.14	1.38	1.33
19	3	614	CLA	CHB-C4A	6.14	1.38	1.33
19	B	1232	CLA	CHB-C4A	6.14	1.38	1.33
19	A	1111	CLA	CHB-C4A	6.13	1.38	1.33
19	I	121	CLA	CHB-C4A	6.13	1.38	1.33
19	B	1227	CLA	CHB-C4A	6.13	1.38	1.33
19	A	1103	CLA	CHB-C4A	6.11	1.38	1.33
19	3	609	CLA	CHB-C4A	6.09	1.38	1.33
19	K	201	CLA	CHB-C4A	6.09	1.38	1.33
19	1	612	CLA	CHB-C4A	6.09	1.38	1.33
19	2	614	CLA	CHB-C4A	6.06	1.38	1.33
19	4	603	CLA	CHB-C4A	6.06	1.38	1.33
19	B	1209	CLA	CHB-C4A	6.06	1.38	1.33
19	L	301	CLA	CHB-C4A	6.06	1.38	1.33
19	1	603	CLA	CHB-C4A	6.06	1.38	1.33
19	B	1204	CLA	CHB-C4A	6.06	1.38	1.33
19	A	1104	CLA	CHB-C4A	6.05	1.38	1.33
19	G	202	CLA	CHB-C4A	6.05	1.38	1.33
19	A	1108	CLA	CHB-C4A	6.04	1.38	1.33
19	4	610	CLA	CHB-C4A	6.04	1.38	1.33
19	3	602	CLA	CHB-C4A	6.03	1.38	1.33
19	B	1203	CLA	CHB-C4A	6.03	1.38	1.33
19	1	611	CLA	CHB-C4A	6.02	1.38	1.33
19	H	200	CLA	CHB-C4A	6.02	1.38	1.33
19	B	1240	CLA	CHB-C4A	6.01	1.38	1.33
19	1	608	CLA	CHB-C4A	6.00	1.38	1.33
19	B	1212	CLA	CHB-C4A	5.98	1.38	1.33
19	A	1140	CLA	CHB-C4A	5.98	1.38	1.33
19	1	610	CLA	CHB-C4A	5.98	1.38	1.33
19	B	1210	CLA	CHB-C4A	5.98	1.38	1.33
19	B	1206	CLA	CHB-C4A	5.97	1.38	1.33
19	A	1124	CLA	CHB-C4A	5.96	1.38	1.33
19	3	604	CLA	CHB-C4A	5.96	1.38	1.33
19	B	1231	CLA	CHB-C4A	5.96	1.38	1.33
19	A	1110	CLA	CHB-C4A	5.95	1.38	1.33

Continued on next page...

Continued from previous page...

Mol	Chain	Res	Type	Atoms	Z	Observed(Å)	Ideal(Å)
19	A	1106	CLA	CHB-C4A	5.94	1.38	1.33
19	2	604	CLA	CHB-C4A	5.94	1.38	1.33
19	B	1215	CLA	CHB-C4A	5.92	1.38	1.33
19	A	1113	CLA	CHB-C4A	5.92	1.38	1.33
19	F	301	CLA	CHB-C4A	5.92	1.38	1.33
19	B	1228	CLA	CHB-C4A	5.89	1.38	1.33
19	A	1801	CLA	CHB-C4A	5.89	1.38	1.33
19	A	1115	CLA	CHB-C4A	5.87	1.38	1.33
19	A	1126	CLA	CHB-C4A	5.86	1.38	1.33
19	B	1239	CLA	CHB-C4A	5.86	1.38	1.33
19	2	603	CLA	CHB-C4A	5.86	1.38	1.33
19	A	1139	CLA	CHB-C4A	5.86	1.38	1.33
19	B	1201	CLA	CHB-C4A	5.85	1.38	1.33
19	G	218	CLA	CHB-C4A	5.85	1.38	1.33
19	A	1105	CLA	CHB-C4A	5.84	1.38	1.33
19	B	1235	CLA	CHB-C4A	5.84	1.38	1.33
19	B	1229	CLA	CHB-C4A	5.82	1.38	1.33
19	4	604	CLA	CHB-C4A	5.82	1.38	1.33
19	A	1136	CLA	CHB-C4A	5.81	1.38	1.33
19	A	1137	CLA	CHB-C4A	5.80	1.38	1.33
19	A	1117	CLA	CHB-C4A	5.78	1.38	1.33
19	A	1127	CLA	CHB-C4A	5.77	1.38	1.33
19	B	1220	CLA	CHB-C4A	5.77	1.38	1.33
19	B	1225	CLA	CHB-C4A	5.77	1.38	1.33
19	A	1133	CLA	CHB-C4A	5.74	1.38	1.33
19	B	1217	CLA	CHB-C4A	5.74	1.38	1.33
19	B	1208	CLA	CHB-C4A	5.74	1.38	1.33
19	B	1223	CLA	CHB-C4A	5.73	1.38	1.33
19	A	5005	CLA	CHB-C4A	5.72	1.38	1.33
19	A	1130	CLA	CHB-C4A	5.71	1.38	1.33
19	3	610	CLA	CHB-C4A	5.71	1.38	1.33
19	A	1112	CLA	CHB-C4A	5.71	1.38	1.33
19	B	1202	CLA	CHB-C4A	5.70	1.38	1.33
19	A	1132	CLA	CHB-C4A	5.69	1.38	1.33
19	4	601	CLA	CHB-C4A	5.64	1.38	1.33
19	L	302	CLA	CHB-C4A	5.64	1.38	1.33
19	A	1135	CLA	CHB-C4A	5.59	1.38	1.33
19	B	1234	CLA	CHB-C4A	5.58	1.38	1.33
19	B	1216	CLA	CHB-C4A	5.58	1.38	1.33
19	A	1118	CLA	CHB-C4A	5.56	1.38	1.33
19	A	1119	CLA	CHB-C4A	5.55	1.38	1.33
19	K	203	CLA	C2B-C1B	5.51	1.49	1.39

Continued on next page...

Continued from previous page...

Mol	Chain	Res	Type	Atoms	Z	Observed(Å)	Ideal(Å)
19	3	605	CLA	C2B-C1B	5.50	1.49	1.39
19	B	1226	CLA	CHB-C4A	5.50	1.38	1.33
19	B	1224	CLA	CHB-C4A	5.49	1.38	1.33
19	F	303	CLA	C2B-C1B	5.49	1.49	1.39
19	A	1102	CLA	CHB-C4A	5.48	1.38	1.33
19	K	203	CLA	C3B-C4B	5.47	1.49	1.39
19	3	605	CLA	C3B-C4B	5.46	1.49	1.39
19	F	303	CLA	C3B-C4B	5.45	1.49	1.39
19	A	1128	CLA	CHB-C4A	5.43	1.38	1.33
19	B	1213	CLA	CHB-C4A	5.41	1.38	1.33
19	A	1138	CLA	CHB-C4A	5.39	1.38	1.33
27	2	608	CHL	CHC-C1C	5.32	1.47	1.34
27	4	608	CHL	CHC-C1C	5.29	1.47	1.34
19	A	1116	CLA	CHB-C4A	5.28	1.38	1.33
27	2	602	CHL	CHC-C1C	5.23	1.47	1.34
27	2	606	CHL	CHC-C1C	5.23	1.47	1.34
27	4	606	CHL	CHC-C1C	5.21	1.47	1.34
19	B	1238	CLA	CHB-C4A	5.17	1.37	1.33
27	4	615	CHL	O2D-CGD	5.15	1.45	1.33
27	4	606	CHL	O2D-CGD	5.14	1.45	1.33
27	2	606	CHL	O2D-CGD	5.13	1.45	1.33
27	4	615	CHL	CHC-C1C	5.12	1.47	1.34
27	2	607	CHL	O2D-CGD	5.12	1.45	1.33
27	4	607	CHL	CHC-C1C	5.11	1.47	1.34
27	2	615	CHL	O2D-CGD	5.11	1.45	1.33
19	B	1214	CLA	CHB-C4A	5.10	1.37	1.33
27	2	607	CHL	CHC-C1C	5.10	1.47	1.34
27	4	607	CHL	O2D-CGD	5.10	1.45	1.33
27	2	611	CHL	CHC-C1C	5.09	1.47	1.34
27	1	607	CHL	O2D-CGD	5.09	1.45	1.33
27	1	607	CHL	CHC-C1C	5.08	1.47	1.34
27	2	601	CHL	CHC-C1C	5.07	1.47	1.34
27	3	608	CHL	O2D-CGD	5.07	1.45	1.33
27	2	602	CHL	O2D-CGD	5.06	1.45	1.33
19	B	1012	CLA	CHB-C4A	5.05	1.37	1.33
27	2	611	CHL	O2D-CGD	5.04	1.45	1.33
27	2	615	CHL	CHC-C1C	5.04	1.47	1.34
19	A	1013	CLA	CHB-C4A	5.03	1.37	1.33
27	2	608	CHL	O2D-CGD	5.03	1.45	1.33
27	4	608	CHL	O2D-CGD	5.02	1.45	1.33
27	2	601	CHL	O2D-CGD	4.98	1.45	1.33
27	3	608	CHL	CHC-C1C	4.95	1.46	1.34

Continued on next page...

Continued from previous page...

Mol	Chain	Res	Type	Atoms	Z	Observed(Å)	Ideal(Å)
27	1	601	CHL	CHC-C1C	4.92	1.46	1.34
27	1	601	CHL	O2D-CGD	4.86	1.45	1.33
27	2	608	CHL	C3D-C4D	-4.73	1.33	1.44
27	4	615	CHL	C3B-C2B	4.70	1.46	1.40
27	2	615	CHL	C3B-C2B	4.66	1.46	1.40
27	2	611	CHL	C3B-C2B	4.64	1.46	1.40
27	1	607	CHL	C3B-C2B	4.64	1.46	1.40
27	3	608	CHL	C3D-C4D	-4.63	1.33	1.44
27	2	607	CHL	C3B-C2B	4.61	1.46	1.40
27	1	601	CHL	C3B-C2B	4.60	1.46	1.40
27	4	606	CHL	C3B-C2B	4.57	1.46	1.40
27	4	608	CHL	C3D-C4D	-4.56	1.33	1.44
27	3	608	CHL	C3B-C2B	4.56	1.46	1.40
27	2	601	CHL	C3B-C2B	4.56	1.46	1.40
27	1	607	CHL	C3D-C4D	-4.55	1.33	1.44
27	2	606	CHL	O2A-CGA	4.55	1.45	1.30
27	2	611	CHL	C3D-C4D	-4.52	1.34	1.44
27	2	615	CHL	C3D-C4D	-4.51	1.34	1.44
27	4	607	CHL	C3D-C4D	-4.50	1.34	1.44
27	2	602	CHL	O2A-CGA	4.49	1.46	1.33
27	4	607	CHL	C3B-C2B	4.48	1.46	1.40
27	1	601	CHL	C3D-C4D	-4.48	1.34	1.44
27	2	607	CHL	C3D-C4D	-4.47	1.34	1.44
27	2	601	CHL	C3D-C4D	-4.45	1.34	1.44
27	4	615	CHL	C3D-C4D	-4.45	1.34	1.44
27	4	606	CHL	C3D-C4D	-4.44	1.34	1.44
27	2	606	CHL	C3D-C4D	-4.44	1.34	1.44
27	2	602	CHL	C3B-C2B	4.40	1.46	1.40
27	2	611	CHL	O2A-CGA	4.39	1.46	1.33
27	2	606	CHL	C3B-C2B	4.38	1.46	1.40
27	2	602	CHL	C3D-C4D	-4.37	1.34	1.44
27	2	608	CHL	C3B-C2B	4.34	1.46	1.40
27	2	608	CHL	O2A-CGA	4.30	1.45	1.33
27	2	601	CHL	O2A-CGA	4.26	1.45	1.33
27	4	608	CHL	O2A-CGA	4.26	1.45	1.33
27	2	607	CHL	CHD-C1D	4.23	1.46	1.38
27	1	601	CHL	O2A-CGA	4.23	1.45	1.33
27	4	607	CHL	CHD-C1D	4.22	1.46	1.38
27	4	608	CHL	C3B-C2B	4.18	1.46	1.40
27	2	615	CHL	O2A-CGA	4.16	1.45	1.33
27	4	607	CHL	O2A-CGA	4.15	1.45	1.33
27	1	607	CHL	CHD-C1D	4.15	1.46	1.38

Continued on next page...

Continued from previous page...

Mol	Chain	Res	Type	Atoms	Z	Observed(Å)	Ideal(Å)
27	1	607	CHL	C2C-C3C	4.14	1.46	1.37
27	4	606	CHL	O2A-CGA	4.14	1.45	1.33
27	2	607	CHL	O2A-CGA	4.13	1.45	1.33
27	1	607	CHL	O2A-CGA	4.13	1.45	1.33
27	4	608	CHL	CHD-C1D	4.12	1.46	1.38
27	3	608	CHL	O2A-CGA	4.12	1.45	1.33
27	4	606	CHL	CHD-C1D	4.11	1.46	1.38
27	4	615	CHL	CHD-C1D	4.10	1.46	1.38
27	2	602	CHL	CHD-C1D	4.08	1.46	1.38
27	2	615	CHL	CHD-C1D	4.07	1.46	1.38
27	2	606	CHL	CHD-C1D	4.05	1.46	1.38
19	K	203	CLA	CHB-C4A	4.01	1.38	1.35
27	4	607	CHL	C2C-C3C	4.00	1.46	1.37
27	2	601	CHL	C2C-C3C	4.00	1.46	1.37
19	3	605	CLA	CHB-C4A	4.00	1.38	1.35
27	2	611	CHL	C2C-C3C	3.99	1.46	1.37
19	F	303	CLA	CHB-C4A	3.99	1.38	1.35
27	2	615	CHL	C2C-C3C	3.98	1.46	1.37
27	2	611	CHL	CHD-C1D	3.97	1.46	1.38
27	2	602	CHL	C2C-C3C	3.95	1.46	1.37
27	4	615	CHL	C2C-C3C	3.94	1.46	1.37
27	2	607	CHL	C2C-C3C	3.92	1.46	1.37
27	2	601	CHL	CHD-C1D	3.91	1.46	1.38
27	3	608	CHL	CHD-C1D	3.89	1.46	1.38
27	4	608	CHL	C2C-C3C	3.88	1.46	1.37
27	2	607	CHL	CHD-C4C	3.85	1.48	1.39
19	A	1126	CLA	CHC-C1C	3.84	1.44	1.34
27	1	607	CHL	CHD-C4C	3.83	1.47	1.39
27	4	607	CHL	CHD-C4C	3.83	1.47	1.39
19	B	1012	CLA	CHC-C1C	3.81	1.43	1.34
27	3	608	CHL	C2C-C3C	3.80	1.45	1.37
27	2	615	CHL	CHD-C4C	3.79	1.47	1.39
19	3	602	CLA	CHC-C1C	3.78	1.43	1.34
27	2	606	CHL	CHD-C4C	3.78	1.47	1.39
27	2	607	CHL	OBD-CAD	3.78	1.29	1.22
27	2	608	CHL	C2C-C3C	3.78	1.45	1.37
27	2	615	CHL	OBD-CAD	3.77	1.29	1.22
19	B	1216	CLA	CHC-C1C	3.76	1.43	1.34
27	1	607	CHL	OBD-CAD	3.76	1.29	1.22
19	G	218	CLA	C1D-ND	3.75	1.42	1.37
27	4	615	CHL	CHD-C4C	3.75	1.47	1.39
27	4	606	CHL	CHD-C4C	3.74	1.47	1.39

Continued on next page...

Continued from previous page...

Mol	Chain	Res	Type	Atoms	Z	Observed(Å)	Ideal(Å)
27	4	606	CHL	C2C-C3C	3.74	1.45	1.37
27	2	602	CHL	CHD-C4C	3.74	1.47	1.39
27	4	607	CHL	OBD-CAD	3.74	1.28	1.22
27	2	606	CHL	C2C-C3C	3.72	1.45	1.37
27	2	601	CHL	CHD-C4C	3.72	1.47	1.39
27	4	608	CHL	CHD-C4C	3.71	1.47	1.39
27	2	606	CHL	OBD-CAD	3.70	1.28	1.22
19	2	613	CLA	C1D-ND	3.69	1.42	1.37
27	4	615	CHL	OBD-CAD	3.69	1.28	1.22
19	A	1130	CLA	C1D-ND	3.68	1.42	1.37
19	B	1224	CLA	CHC-C1C	3.67	1.43	1.34
19	B	1023	CLA	CHC-C1C	3.67	1.43	1.34
27	2	608	CHL	CHD-C1D	3.67	1.45	1.38
27	1	601	CHL	C2C-C3C	3.66	1.45	1.37
27	3	608	CHL	CHD-C4C	3.65	1.47	1.39
27	2	601	CHL	OBD-CAD	3.65	1.28	1.22
19	B	1232	CLA	CHC-C1C	3.64	1.43	1.34
19	B	1210	CLA	CHC-C1C	3.64	1.43	1.34
19	B	1217	CLA	C1D-ND	3.63	1.42	1.37
19	A	1128	CLA	CMB-C2B	-3.63	1.44	1.51
27	1	601	CHL	CHD-C1D	3.63	1.45	1.38
27	2	611	CHL	CHD-C4C	3.62	1.47	1.39
19	A	1106	CLA	CHC-C1C	3.61	1.43	1.34
19	A	1127	CLA	CHC-C1C	3.61	1.43	1.34
19	B	1240	CLA	C1D-ND	3.61	1.42	1.37
27	4	606	CHL	OBD-CAD	3.61	1.28	1.22
19	B	1220	CLA	CHC-C1C	3.61	1.43	1.34
27	4	608	CHL	OBD-CAD	3.60	1.28	1.22
19	A	1133	CLA	C1D-ND	3.60	1.42	1.37
19	A	1139	CLA	CHC-C1C	3.59	1.43	1.34
19	B	1213	CLA	CHC-C1C	3.59	1.43	1.34
19	A	1107	CLA	C1D-ND	3.59	1.42	1.37
19	A	1105	CLA	CHC-C1C	3.59	1.43	1.34
19	1	614	CLA	CHC-C1C	3.58	1.43	1.34
19	L	301	CLA	C1D-ND	3.58	1.42	1.37
19	4	609	CLA	CHC-C1C	3.57	1.43	1.34
19	A	1132	CLA	CHC-C1C	3.57	1.43	1.34
19	F	303	CLA	C2D-C1D	3.56	1.48	1.42
19	A	1109	CLA	CHC-C1C	3.56	1.43	1.34
19	1	606	CLA	C1D-ND	3.56	1.42	1.37
19	A	1102	CLA	CHC-C1C	3.56	1.43	1.34
19	A	1124	CLA	CHC-C1C	3.56	1.43	1.34

Continued on next page...

Continued from previous page...

Mol	Chain	Res	Type	Atoms	Z	Observed(Å)	Ideal(Å)
27	2	611	CHL	OBD-CAD	3.56	1.28	1.22
19	4	614	CLA	CHC-C1C	3.56	1.43	1.34
19	A	1108	CLA	CHC-C1C	3.55	1.43	1.34
19	A	1113	CLA	CHC-C1C	3.55	1.43	1.34
19	A	1101	CLA	C1D-ND	3.55	1.42	1.37
19	A	1119	CLA	CHC-C1C	3.55	1.43	1.34
19	3	611	CLA	C1D-ND	3.54	1.42	1.37
19	A	1013	CLA	CHC-C1C	3.54	1.43	1.34
19	4	611	CLA	CHC-C1C	3.54	1.43	1.34
19	A	1130	CLA	CHC-C1C	3.54	1.43	1.34
19	2	609	CLA	CHC-C1C	3.54	1.43	1.34
28	4	621	LUT	C22-C21	3.54	1.59	1.54
19	B	1221	CLA	CHC-C1C	3.54	1.43	1.34
19	B	1237	CLA	C1D-ND	3.54	1.42	1.37
19	1	613	CLA	CHC-C1C	3.53	1.43	1.34
19	B	1211	CLA	CHC-C1C	3.53	1.43	1.34
19	B	1227	CLA	CHC-C1C	3.53	1.43	1.34
19	L	301	CLA	CHC-C1C	3.53	1.43	1.34
19	B	1222	CLA	CHC-C1C	3.53	1.43	1.34
19	4	602	CLA	CHC-C1C	3.53	1.43	1.34
19	4	601	CLA	C1D-ND	3.53	1.42	1.37
19	4	612	CLA	C1D-ND	3.53	1.42	1.37
27	2	602	CHL	OBD-CAD	3.53	1.28	1.22
19	1	615	CLA	CHC-C1C	3.53	1.43	1.34
19	A	1125	CLA	CHC-C1C	3.52	1.43	1.34
19	3	614	CLA	CHC-C1C	3.52	1.43	1.34
19	1	612	CLA	CHC-C1C	3.52	1.43	1.34
19	B	1232	CLA	C1D-ND	3.52	1.42	1.37
19	3	609	CLA	CHC-C1C	3.52	1.43	1.34
19	F	302	CLA	CHC-C1C	3.52	1.43	1.34
19	3	614	CLA	C1D-ND	3.52	1.42	1.37
19	B	1228	CLA	CHC-C1C	3.52	1.43	1.34
19	4	604	CLA	CHC-C1C	3.51	1.43	1.34
19	B	1230	CLA	CHC-C1C	3.51	1.43	1.34
27	1	601	CHL	OBD-CAD	3.51	1.28	1.22
19	A	1113	CLA	C1D-ND	3.51	1.42	1.37
19	G	201	CLA	CHC-C1C	3.51	1.43	1.34
19	K	201	CLA	CHC-C1C	3.51	1.43	1.34
19	B	1236	CLA	CHC-C1C	3.51	1.43	1.34
19	A	1104	CLA	CHC-C1C	3.50	1.43	1.34
19	1	608	CLA	C1D-ND	3.50	1.42	1.37
19	3	605	CLA	C2D-C1D	3.50	1.48	1.42

Continued on next page...

Continued from previous page...

Mol	Chain	Res	Type	Atoms	Z	Observed(Å)	Ideal(Å)
19	2	612	CLA	CHC-C1C	3.50	1.43	1.34
19	1	610	CLA	C1D-ND	3.50	1.42	1.37
19	B	1226	CLA	CMB-C2B	-3.50	1.44	1.51
19	K	203	CLA	C2D-C1D	3.50	1.48	1.42
19	G	202	CLA	C1D-ND	3.50	1.42	1.37
19	H	200	CLA	CHC-C1C	3.50	1.43	1.34
19	3	605	CLA	C4B-CHC	-3.50	1.36	1.44
27	1	601	CHL	CHD-C4C	3.49	1.47	1.39
19	B	1238	CLA	CHC-C1C	3.49	1.43	1.34
19	A	1121	CLA	CHC-C1C	3.49	1.43	1.34
19	1	610	CLA	CHC-C1C	3.49	1.43	1.34
19	A	1138	CLA	CHC-C1C	3.48	1.43	1.34
19	A	1111	CLA	CHC-C1C	3.48	1.43	1.34
19	G	202	CLA	CHC-C1C	3.48	1.43	1.34
19	4	610	CLA	CHC-C1C	3.48	1.43	1.34
19	A	1111	CLA	C1D-ND	3.48	1.42	1.37
19	3	613	CLA	CHC-C1C	3.48	1.43	1.34
19	K	203	CLA	C4B-CHC	-3.48	1.36	1.44
19	B	1212	CLA	CHC-C1C	3.47	1.43	1.34
19	1	602	CLA	CHC-C1C	3.47	1.43	1.34
19	A	1137	CLA	CHC-C1C	3.47	1.43	1.34
19	H	200	CLA	C1D-ND	3.47	1.42	1.37
19	B	1202	CLA	CHC-C1C	3.47	1.43	1.34
19	3	607	CLA	C1D-ND	3.47	1.42	1.37
19	A	1115	CLA	CHC-C1C	3.47	1.43	1.34
19	K	204	CLA	CHC-C1C	3.47	1.43	1.34
19	3	612	CLA	C1D-ND	3.47	1.42	1.37
19	F	303	CLA	C4B-CHC	-3.47	1.36	1.44
19	2	614	CLA	CHC-C1C	3.46	1.43	1.34
19	A	1103	CLA	CHC-C1C	3.46	1.43	1.34
19	3	610	CLA	CHC-C1C	3.46	1.43	1.34
19	B	1209	CLA	C1D-ND	3.46	1.42	1.37
19	A	1110	CLA	CHC-C1C	3.46	1.43	1.34
19	2	603	CLA	CHC-C1C	3.46	1.43	1.34
19	4	613	CLA	C1D-ND	3.46	1.42	1.37
19	L	302	CLA	C1D-ND	3.46	1.42	1.37
19	B	1209	CLA	CHC-C1C	3.46	1.43	1.34
19	1	609	CLA	C1D-ND	3.46	1.42	1.37
19	L	303	CLA	C1D-ND	3.46	1.42	1.37
19	3	617	CLA	CHC-C1C	3.46	1.43	1.34
19	3	609	CLA	C1D-ND	3.46	1.42	1.37
19	3	617	CLA	C1D-ND	3.46	1.42	1.37

Continued on next page...

Continued from previous page...

Mol	Chain	Res	Type	Atoms	Z	Observed(Å)	Ideal(Å)
19	3	607	CLA	CHC-C1C	3.46	1.43	1.34
19	B	1234	CLA	CHC-C1C	3.46	1.43	1.34
19	B	1240	CLA	CHC-C1C	3.46	1.43	1.34
19	A	1101	CLA	CHC-C1C	3.46	1.43	1.34
19	B	1235	CLA	CHC-C1C	3.45	1.43	1.34
19	J	102	CLA	C1D-ND	3.45	1.42	1.37
19	B	1012	CLA	C1D-ND	3.45	1.42	1.37
19	B	1208	CLA	CHC-C1C	3.45	1.43	1.34
19	K	202	CLA	CHC-C1C	3.45	1.43	1.34
19	A	1136	CLA	CHC-C1C	3.45	1.43	1.34
19	A	8895	CLA	CHC-C1C	3.45	1.43	1.34
19	3	603	CLA	C1D-ND	3.44	1.42	1.37
19	F	301	CLA	CHC-C1C	3.44	1.43	1.34
19	A	1801	CLA	CHC-C1C	3.44	1.43	1.34
19	B	1021	CLA	CHC-C1C	3.44	1.43	1.34
19	4	613	CLA	CHC-C1C	3.44	1.43	1.34
19	G	218	CLA	CHC-C1C	3.44	1.43	1.34
19	4	614	CLA	C1D-ND	3.44	1.42	1.37
18	A	1011	CL0	CHC-C1C	3.43	1.43	1.34
19	B	1206	CLA	CHC-C1C	3.43	1.43	1.34
19	B	1219	CLA	CHC-C1C	3.43	1.43	1.34
19	B	1229	CLA	CHC-C1C	3.43	1.43	1.34
27	2	608	CHL	CHD-C4C	3.43	1.47	1.39
19	2	604	CLA	CHC-C1C	3.43	1.43	1.34
19	3	604	CLA	CHC-C1C	3.43	1.43	1.34
19	A	5005	CLA	CHC-C1C	3.43	1.43	1.34
19	3	611	CLA	CHC-C1C	3.43	1.43	1.34
19	1	615	CLA	C1D-ND	3.42	1.42	1.37
19	B	1215	CLA	CHC-C1C	3.42	1.43	1.34
19	1	604	CLA	C1D-ND	3.42	1.42	1.37
19	1	611	CLA	C1D-ND	3.42	1.42	1.37
19	A	1120	CLA	CHC-C1C	3.42	1.43	1.34
19	3	612	CLA	CHC-C1C	3.41	1.43	1.34
19	3	613	CLA	C1D-ND	3.41	1.42	1.37
19	A	1104	CLA	C1D-ND	3.41	1.42	1.37
19	4	603	CLA	CHC-C1C	3.41	1.43	1.34
19	K	201	CLA	C1D-ND	3.41	1.42	1.37
19	1	609	CLA	CHC-C1C	3.41	1.43	1.34
19	A	1135	CLA	CHC-C1C	3.41	1.43	1.34
19	4	612	CLA	CHC-C1C	3.41	1.43	1.34
19	A	1116	CLA	CHC-C1C	3.40	1.42	1.34
19	B	1239	CLA	C1D-ND	3.40	1.42	1.37

Continued on next page...

Continued from previous page...

Mol	Chain	Res	Type	Atoms	Z	Observed(Å)	Ideal(Å)
19	B	1205	CLA	CHC-C1C	3.40	1.42	1.34
19	A	1112	CLA	CHC-C1C	3.40	1.42	1.34
19	A	1131	CLA	CHC-C1C	3.40	1.42	1.34
19	1	614	CLA	C1D-ND	3.39	1.42	1.37
19	2	610	CLA	C1D-ND	3.39	1.42	1.37
19	1	604	CLA	CHC-C1C	3.39	1.42	1.34
19	B	1231	CLA	CHC-C1C	3.39	1.42	1.34
19	B	1205	CLA	C1D-ND	3.39	1.42	1.37
19	3	606	CLA	C1D-ND	3.39	1.42	1.37
19	A	1122	CLA	C1D-ND	3.39	1.42	1.37
19	B	1231	CLA	C1D-ND	3.38	1.42	1.37
19	2	610	CLA	CHC-C1C	3.38	1.42	1.34
19	J	102	CLA	CHC-C1C	3.38	1.42	1.34
19	B	1202	CLA	C1D-ND	3.38	1.42	1.37
19	A	1140	CLA	CHC-C1C	3.38	1.42	1.34
19	A	1103	CLA	C1D-ND	3.38	1.42	1.37
19	B	1223	CLA	CHC-C1C	3.38	1.42	1.34
19	3	606	CLA	CHC-C1C	3.38	1.42	1.34
19	1	611	CLA	CHC-C1C	3.37	1.42	1.34
19	B	1208	CLA	C1D-ND	3.37	1.42	1.37
19	B	1212	CLA	C1D-ND	3.37	1.42	1.37
19	3	603	CLA	CHC-C1C	3.37	1.42	1.34
19	4	604	CLA	C1D-ND	3.36	1.42	1.37
19	2	613	CLA	CHC-C1C	3.36	1.42	1.34
19	B	1214	CLA	C1D-ND	3.36	1.42	1.37
19	A	1134	CLA	C1D-ND	3.36	1.42	1.37
19	B	1204	CLA	CHC-C1C	3.36	1.42	1.34
19	B	1214	CLA	CHC-C1C	3.35	1.42	1.34
19	G	201	CLA	C1D-ND	3.35	1.42	1.37
19	I	121	CLA	CHC-C1C	3.35	1.42	1.34
19	2	612	CLA	C1D-ND	3.35	1.42	1.37
19	B	1201	CLA	CHC-C1C	3.35	1.42	1.34
19	A	1120	CLA	C1D-ND	3.35	1.42	1.37
19	3	610	CLA	C1D-ND	3.34	1.42	1.37
19	2	609	CLA	C1D-ND	3.33	1.42	1.37
22	B	4017	BCR	C30-C25	-3.33	1.49	1.53
19	1	603	CLA	CHC-C1C	3.33	1.42	1.34
19	B	1219	CLA	C1D-ND	3.33	1.42	1.37
19	K	204	CLA	C1D-ND	3.33	1.42	1.37
19	L	303	CLA	CHC-C1C	3.33	1.42	1.34
19	B	1217	CLA	CHC-C1C	3.33	1.42	1.34
19	K	202	CLA	C1D-ND	3.33	1.42	1.37

Continued on next page...

Continued from previous page...

Mol	Chain	Res	Type	Atoms	Z	Observed(Å)	Ideal(Å)
19	A	1131	CLA	C1D-ND	3.32	1.42	1.37
19	A	1106	CLA	C1D-ND	3.32	1.42	1.37
19	1	608	CLA	CHC-C1C	3.32	1.42	1.34
19	1	603	CLA	C1D-ND	3.32	1.42	1.37
19	2	603	CLA	C1D-ND	3.32	1.42	1.37
19	B	1225	CLA	CHC-C1C	3.31	1.42	1.34
19	B	1234	CLA	C1D-ND	3.31	1.42	1.37
19	2	604	CLA	C1D-ND	3.30	1.42	1.37
19	A	1134	CLA	CHC-C1C	3.30	1.42	1.34
19	B	1220	CLA	C1D-ND	3.29	1.42	1.37
19	F	301	CLA	C1D-ND	3.29	1.42	1.37
19	B	1211	CLA	C1D-ND	3.29	1.42	1.37
19	A	1110	CLA	C1D-ND	3.29	1.42	1.37
19	3	604	CLA	C1D-ND	3.29	1.42	1.37
19	A	1022	CLA	CHC-C1C	3.28	1.42	1.34
19	A	1107	CLA	CHC-C1C	3.28	1.42	1.34
19	B	1237	CLA	CHC-C1C	3.28	1.42	1.34
19	B	1206	CLA	C1D-ND	3.28	1.42	1.37
19	B	1203	CLA	CHC-C1C	3.28	1.42	1.34
19	A	1118	CLA	C1D-ND	3.28	1.42	1.37
19	A	5005	CLA	C1D-ND	3.27	1.42	1.37
19	A	1122	CLA	CHC-C1C	3.27	1.42	1.34
19	I	121	CLA	C1D-ND	3.27	1.42	1.37
19	A	1114	CLA	C1D-ND	3.27	1.42	1.37
19	A	1137	CLA	C1D-ND	3.27	1.42	1.37
19	A	1135	CLA	C1D-ND	3.26	1.42	1.37
19	B	1229	CLA	C1D-ND	3.26	1.42	1.37
19	A	1117	CLA	CHC-C1C	3.26	1.42	1.34
19	2	614	CLA	C1D-ND	3.26	1.42	1.37
19	A	1115	CLA	C1D-ND	3.25	1.42	1.37
19	B	1226	CLA	CHC-C1C	3.25	1.42	1.34
19	A	1121	CLA	C1D-ND	3.24	1.42	1.37
19	F	302	CLA	C1D-ND	3.24	1.42	1.37
19	B	1201	CLA	C1D-ND	3.23	1.42	1.37
19	1	606	CLA	CHC-C1C	3.23	1.42	1.34
19	1	612	CLA	C1D-ND	3.23	1.42	1.37
19	A	1117	CLA	C1D-ND	3.23	1.42	1.37
19	B	1228	CLA	C1D-ND	3.23	1.42	1.37
19	L	302	CLA	CHC-C1C	3.22	1.42	1.34
19	B	1238	CLA	C1D-ND	3.22	1.42	1.37
19	B	1236	CLA	C1D-ND	3.21	1.42	1.37
19	B	1203	CLA	C1D-ND	3.21	1.42	1.37

Continued on next page...

Continued from previous page...

Mol	Chain	Res	Type	Atoms	Z	Observed(Å)	Ideal(Å)
19	B	1204	CLA	C1D-ND	3.20	1.42	1.37
19	1	613	CLA	C1D-ND	3.20	1.42	1.37
19	A	1124	CLA	C1D-ND	3.20	1.42	1.37
19	A	1112	CLA	C1D-ND	3.20	1.42	1.37
19	4	603	CLA	C1D-ND	3.20	1.42	1.37
19	A	1801	CLA	C1D-ND	3.20	1.42	1.37
27	3	608	CHL	OBD-CAD	3.19	1.28	1.22
19	A	1108	CLA	C1D-ND	3.18	1.42	1.37
19	A	1102	CLA	C1D-ND	3.18	1.42	1.37
19	4	601	CLA	CHC-C1C	3.18	1.42	1.34
19	A	1128	CLA	CHC-C1C	3.18	1.42	1.34
19	B	1216	CLA	C1D-ND	3.17	1.42	1.37
19	K	203	CLA	C4B-NB	3.17	1.42	1.35
19	A	1119	CLA	C1D-ND	3.17	1.42	1.37
19	B	1222	CLA	C1D-ND	3.17	1.42	1.37
19	3	602	CLA	C1D-ND	3.16	1.42	1.37
19	4	611	CLA	C1D-ND	3.16	1.42	1.37
19	B	1235	CLA	C1D-ND	3.16	1.42	1.37
19	A	1118	CLA	CHC-C1C	3.16	1.42	1.34
19	A	8895	CLA	C1D-ND	3.15	1.42	1.37
19	A	1136	CLA	C1D-ND	3.15	1.42	1.37
19	F	303	CLA	C4B-NB	3.15	1.41	1.35
19	A	1128	CLA	C1D-ND	3.15	1.42	1.37
28	1	621	LUT	C23-C24	3.13	1.54	1.50
19	A	1140	CLA	C1D-ND	3.13	1.42	1.37
22	I	120	BCR	C1-C6	-3.13	1.49	1.53
19	4	610	CLA	C1D-ND	3.13	1.42	1.37
19	B	1230	CLA	C1D-ND	3.12	1.42	1.37
19	1	602	CLA	C1D-ND	3.12	1.42	1.37
19	A	1022	CLA	C1D-ND	3.12	1.42	1.37
19	3	605	CLA	C4B-NB	3.12	1.41	1.35
22	A	4007	BCR	C1-C6	-3.12	1.49	1.53
19	B	1215	CLA	C1D-ND	3.12	1.42	1.37
19	B	1023	CLA	CMC-C2C	-3.11	1.44	1.50
22	J	212	BCR	C1-C6	-3.11	1.49	1.53
28	1	620	LUT	C23-C24	3.11	1.54	1.50
19	A	1138	CLA	C1D-ND	3.10	1.41	1.37
19	4	609	CLA	C1D-ND	3.10	1.41	1.37
19	A	1105	CLA	C1D-ND	3.10	1.41	1.37
19	B	1213	CLA	C1D-ND	3.09	1.41	1.37
19	A	1116	CLA	C1D-ND	3.09	1.41	1.37
19	B	1210	CLA	C1D-ND	3.08	1.41	1.37

Continued on next page...

Continued from previous page...

Mol	Chain	Res	Type	Atoms	Z	Observed(Å)	Ideal(Å)
19	A	1133	CLA	CHC-C1C	3.08	1.42	1.34
19	B	1224	CLA	C1D-ND	3.07	1.41	1.37
19	4	602	CLA	C1D-ND	3.07	1.41	1.37
27	2	608	CHL	OBD-CAD	3.06	1.27	1.22
19	B	1225	CLA	C1D-ND	3.06	1.41	1.37
27	2	602	CHL	C3D-C2D	3.05	1.47	1.39
22	J	212	BCR	C30-C25	-3.04	1.49	1.53
19	B	1239	CLA	CMB-C2B	-3.03	1.45	1.51
22	3	623	BCR	C1-C6	-3.02	1.49	1.53
19	A	1139	CLA	C1D-ND	3.02	1.41	1.37
19	A	1114	CLA	CHC-C1C	3.01	1.42	1.34
28	4	621	LUT	C22-C23	3.00	1.56	1.52
19	A	1022	CLA	CMB-C2B	-3.00	1.45	1.51
19	A	1126	CLA	C1D-ND	2.99	1.41	1.37
19	A	1109	CLA	C1D-ND	2.98	1.41	1.37
22	K	301	BCR	C1-C6	-2.97	1.50	1.53
19	B	1232	CLA	CMB-C2B	-2.97	1.45	1.51
19	B	1214	CLA	CMB-C2B	-2.96	1.45	1.51
19	A	1127	CLA	C1D-ND	2.95	1.41	1.37
19	B	1226	CLA	CMD-C2D	-2.94	1.44	1.50
19	B	1215	CLA	CMB-C2B	-2.93	1.45	1.51
19	A	1132	CLA	C1D-ND	2.93	1.41	1.37
19	B	1221	CLA	C1D-ND	2.91	1.41	1.37
22	B	4005	BCR	C1-C6	-2.91	1.50	1.53
22	F	416	BCR	C1-C6	-2.91	1.50	1.53
19	B	1235	CLA	CMB-C2B	-2.91	1.45	1.51
19	A	1114	CLA	CMB-C2B	-2.91	1.45	1.51
19	B	1227	CLA	CMB-C2B	-2.91	1.45	1.51
19	3	604	CLA	CMB-C2B	-2.90	1.45	1.51
27	2	615	CHL	C3D-C2D	2.90	1.46	1.39
19	B	1239	CLA	CHC-C1C	2.90	1.41	1.34
19	L	301	CLA	CMB-C2B	-2.89	1.45	1.51
22	B	4006	BCR	C1-C6	-2.89	1.50	1.53
19	B	1223	CLA	C1D-ND	2.89	1.41	1.37
27	4	607	CHL	C3D-C2D	2.89	1.46	1.39
19	A	1125	CLA	C1D-ND	2.89	1.41	1.37
19	B	1227	CLA	C1D-ND	2.89	1.41	1.37
22	B	2004	BCR	C1-C6	-2.88	1.50	1.53
27	4	615	CHL	C3D-C2D	2.88	1.46	1.39
22	A	4002	BCR	C30-C25	-2.87	1.50	1.53
22	A	4001	BCR	C1-C6	-2.87	1.50	1.53
22	1	623	BCR	C30-C25	-2.86	1.50	1.53

Continued on next page...

Continued from previous page...

Mol	Chain	Res	Type	Atoms	Z	Observed(Å)	Ideal(Å)
19	A	1133	CLA	CMB-C2B	-2.85	1.45	1.51
19	B	1226	CLA	C1D-ND	2.85	1.41	1.37
22	A	4003	BCR	C1-C6	-2.84	1.50	1.53
22	B	4006	BCR	C30-C25	-2.83	1.50	1.53
19	B	1021	CLA	C1D-ND	2.83	1.41	1.37
27	2	606	CHL	C3D-C2D	2.83	1.46	1.39
23	4	630	LHG	O7-C7	2.82	1.42	1.34
27	1	607	CHL	C1D-C2D	2.81	1.50	1.45
22	3	623	BCR	C30-C25	-2.81	1.50	1.53
27	4	606	CHL	C3D-C2D	2.81	1.46	1.39
19	A	1013	CLA	CMB-C2B	-2.81	1.46	1.51
22	I	118	BCR	C30-C25	-2.81	1.50	1.53
27	2	611	CHL	C3D-C2D	2.81	1.46	1.39
19	A	1801	CLA	CMB-C2B	-2.81	1.46	1.51
19	1	603	CLA	CMB-C2B	-2.79	1.46	1.51
22	A	4011	BCR	C30-C25	-2.79	1.50	1.53
19	A	1136	CLA	CMB-C2B	-2.79	1.46	1.51
19	B	1219	CLA	CMB-C2B	-2.78	1.46	1.51
27	1	607	CHL	C3D-C2D	2.78	1.46	1.39
19	A	1116	CLA	CMB-C2B	-2.78	1.46	1.51
18	A	1011	CL0	C1D-ND	2.77	1.41	1.37
27	2	606	CHL	C1D-C2D	2.77	1.50	1.45
19	A	1138	CLA	CMB-C2B	-2.77	1.46	1.51
19	B	1225	CLA	CMD-C2D	-2.76	1.45	1.50
27	4	607	CHL	C1D-C2D	2.76	1.50	1.45
18	A	1011	CL0	CMB-C2B	-2.76	1.46	1.51
22	A	4002	BCR	C1-C6	-2.76	1.50	1.53
19	B	1237	CLA	CMB-C2B	-2.75	1.46	1.51
27	2	607	CHL	C3D-C2D	2.75	1.46	1.39
22	B	4017	BCR	C1-C6	-2.74	1.50	1.53
19	A	1119	CLA	CMB-C2B	-2.74	1.46	1.51
19	B	1216	CLA	CMB-C2B	-2.74	1.46	1.51
19	A	1117	CLA	CMB-C2B	-2.73	1.46	1.51
27	1	601	CHL	C3D-C2D	2.73	1.46	1.39
19	A	1111	CLA	CMB-C2B	-2.73	1.46	1.51
19	A	5005	CLA	CMB-C2B	-2.72	1.46	1.51
27	2	601	CHL	C3D-C2D	2.72	1.46	1.39
19	B	1238	CLA	CMB-C2B	-2.72	1.46	1.51
19	B	1221	CLA	CMD-C2D	-2.72	1.45	1.50
19	A	1103	CLA	CMB-C2B	-2.71	1.46	1.51
27	2	607	CHL	C1D-C2D	2.71	1.50	1.45
19	A	1122	CLA	CMB-C2B	-2.71	1.46	1.51

Continued on next page...

Continued from previous page...

Mol	Chain	Res	Type	Atoms	Z	Observed(Å)	Ideal(Å)
19	B	1234	CLA	CMB-C2B	-2.71	1.46	1.51
19	B	1206	CLA	CMB-C2B	-2.71	1.46	1.51
19	F	301	CLA	CMB-C2B	-2.71	1.46	1.51
22	L	420	BCR	C1-C6	-2.70	1.50	1.53
22	J	213	BCR	C1-C6	-2.69	1.50	1.53
27	4	606	CHL	C1D-C2D	2.69	1.50	1.45
19	A	1139	CLA	CMB-C2B	-2.68	1.46	1.51
19	B	1229	CLA	CMB-C2B	-2.68	1.46	1.51
19	B	1224	CLA	CMB-C2B	-2.68	1.46	1.51
19	B	1231	CLA	CMB-C2B	-2.68	1.46	1.51
27	2	615	CHL	C1D-C2D	2.68	1.50	1.45
27	4	608	CHL	C3D-C2D	2.67	1.46	1.39
27	4	615	CHL	C1D-C2D	2.66	1.50	1.45
19	2	604	CLA	CMB-C2B	-2.65	1.46	1.51
19	A	1140	CLA	CMB-C2B	-2.64	1.46	1.51
19	B	1204	CLA	CMB-C2B	-2.64	1.46	1.51
19	A	1134	CLA	CMB-C2B	-2.64	1.46	1.51
19	B	1205	CLA	CMB-C2B	-2.64	1.46	1.51
19	B	1205	CLA	CMC-C2C	-2.63	1.45	1.50
19	A	1135	CLA	CMB-C2B	-2.63	1.46	1.51
22	A	4008	BCR	C1-C6	-2.63	1.50	1.53
27	3	608	CHL	C3D-C2D	2.63	1.46	1.39
19	A	8895	CLA	CMB-C2B	-2.62	1.46	1.51
19	A	1121	CLA	CMB-C2B	-2.62	1.46	1.51
19	A	1105	CLA	CMB-C2B	-2.61	1.46	1.51
19	3	605	CLA	CAD-C3D	-2.61	1.45	1.50
19	3	609	CLA	CMB-C2B	-2.60	1.46	1.51
19	A	1109	CLA	CMB-C2B	-2.59	1.46	1.51
19	4	610	CLA	CMB-C2B	-2.59	1.46	1.51
19	A	1107	CLA	CMB-C2B	-2.59	1.46	1.51
19	A	1120	CLA	CMB-C2B	-2.59	1.46	1.51
19	A	1118	CLA	CMB-C2B	-2.59	1.46	1.51
19	3	603	CLA	CMB-C2B	-2.59	1.46	1.51
19	A	1112	CLA	CMB-C2B	-2.59	1.46	1.51
27	2	601	CHL	C1D-C2D	2.59	1.50	1.45
19	3	606	CLA	CMB-C2B	-2.59	1.46	1.51
19	A	1103	CLA	CMC-C2C	-2.58	1.45	1.50
18	A	1011	CL0	CMD-C2D	-2.58	1.45	1.50
19	F	302	CLA	CMB-C2B	-2.58	1.46	1.51
19	A	1101	CLA	CMB-C2B	-2.58	1.46	1.51
25	G	402	LMT	O3'-C3'	-2.57	1.36	1.43
19	1	612	CLA	CMB-C2B	-2.57	1.46	1.51

Continued on next page...

Continued from previous page...

Mol	Chain	Res	Type	Atoms	Z	Observed(Å)	Ideal(Å)
19	K	203	CLA	CAD-C3D	-2.56	1.45	1.50
19	A	1137	CLA	CMB-C2B	-2.56	1.46	1.51
19	1	609	CLA	CMB-C2B	-2.56	1.46	1.51
27	3	608	CHL	C1D-C2D	2.55	1.50	1.45
25	4	631	LMT	O3'-C3'	-2.55	1.36	1.43
19	B	1209	CLA	CMB-C2B	-2.55	1.46	1.51
19	K	202	CLA	CMB-C2B	-2.55	1.46	1.51
22	3	624	BCR	C1-C6	-2.55	1.50	1.53
19	J	102	CLA	CMB-C2B	-2.55	1.46	1.51
19	1	614	CLA	CMB-C2B	-2.54	1.46	1.51
19	3	613	CLA	CMB-C2B	-2.54	1.46	1.51
22	L	419	BCR	C1-C6	-2.54	1.50	1.53
19	A	1104	CLA	CMB-C2B	-2.54	1.46	1.51
27	2	602	CHL	C1D-C2D	2.54	1.50	1.45
19	F	303	CLA	CAD-C3D	-2.54	1.45	1.50
19	4	611	CLA	CMB-C2B	-2.53	1.46	1.51
19	4	612	CLA	CMB-C2B	-2.53	1.46	1.51
19	A	1106	CLA	CMB-C2B	-2.53	1.46	1.51
19	4	601	CLA	CMB-C2B	-2.53	1.46	1.51
22	B	4014	BCR	C30-C25	-2.53	1.50	1.53
19	G	218	CLA	CMB-C2B	-2.53	1.46	1.51
19	K	204	CLA	CMB-C2B	-2.53	1.46	1.51
19	B	1225	CLA	CMB-C2B	-2.53	1.46	1.51
27	2	608	CHL	C3D-C2D	2.53	1.45	1.39
19	B	1212	CLA	CMB-C2B	-2.53	1.46	1.51
19	2	613	CLA	CMB-C2B	-2.52	1.46	1.51
19	L	302	CLA	CMB-C2B	-2.52	1.46	1.51
19	A	1110	CLA	CMB-C2B	-2.52	1.46	1.51
19	A	1131	CLA	CMB-C2B	-2.52	1.46	1.51
19	1	611	CLA	CMB-C2B	-2.52	1.46	1.51
19	4	604	CLA	CMB-C2B	-2.52	1.46	1.51
19	3	611	CLA	CMB-C2B	-2.52	1.46	1.51
19	4	614	CLA	CMB-C2B	-2.52	1.46	1.51
23	A	5001	LHG	O7-C5	-2.51	1.40	1.46
27	4	608	CHL	C1D-C2D	2.51	1.50	1.45
19	A	1102	CLA	CMB-C2B	-2.51	1.46	1.51
19	A	1127	CLA	CMB-C2B	-2.51	1.46	1.51
19	2	603	CLA	CMB-C2B	-2.51	1.46	1.51
19	B	1208	CLA	CMB-C2B	-2.51	1.46	1.51
19	4	603	CLA	CMB-C2B	-2.51	1.46	1.51
19	B	1201	CLA	CMB-C2B	-2.50	1.46	1.51
19	3	610	CLA	CMB-C2B	-2.50	1.46	1.51

Continued on next page...

Continued from previous page...

Mol	Chain	Res	Type	Atoms	Z	Observed(Å)	Ideal(Å)
19	1	613	CLA	CMB-C2B	-2.50	1.46	1.51
19	2	614	CLA	CMB-C2B	-2.49	1.46	1.51
19	4	609	CLA	CMB-C2B	-2.49	1.46	1.51
19	B	1228	CLA	CMB-C2B	-2.49	1.46	1.51
19	B	1217	CLA	CMB-C2B	-2.49	1.46	1.51
19	B	1240	CLA	CMB-C2B	-2.49	1.46	1.51
19	3	612	CLA	CMB-C2B	-2.49	1.46	1.51
19	1	604	CLA	CMB-C2B	-2.49	1.46	1.51
19	B	1212	CLA	CMC-C2C	-2.49	1.45	1.50
19	B	1236	CLA	CMB-C2B	-2.49	1.46	1.51
19	3	607	CLA	CMB-C2B	-2.48	1.46	1.51
19	B	1021	CLA	CMB-C2B	-2.48	1.46	1.51
19	1	606	CLA	CMB-C2B	-2.48	1.46	1.51
19	B	1023	CLA	C1D-ND	2.48	1.41	1.37
19	B	1238	CLA	CMD-C2D	-2.48	1.45	1.50
19	4	613	CLA	CMB-C2B	-2.48	1.46	1.51
19	G	201	CLA	CMB-C2B	-2.48	1.46	1.51
19	2	609	CLA	CMB-C2B	-2.48	1.46	1.51
19	A	1109	CLA	CMD-C2D	-2.47	1.45	1.50
19	B	1021	CLA	CMD-C2D	-2.47	1.45	1.50
19	H	200	CLA	CMB-C2B	-2.47	1.46	1.51
19	2	610	CLA	CMB-C2B	-2.47	1.46	1.51
19	2	612	CLA	CMB-C2B	-2.47	1.46	1.51
19	B	1203	CLA	CMB-C2B	-2.47	1.46	1.51
19	A	1113	CLA	CMB-C2B	-2.47	1.46	1.51
19	3	614	CLA	CMB-C2B	-2.46	1.46	1.51
19	1	610	CLA	CMB-C2B	-2.46	1.46	1.51
19	G	202	CLA	CMB-C2B	-2.46	1.46	1.51
19	B	1221	CLA	CMB-C2B	-2.46	1.46	1.51
22	M	4021	BCR	C1-C6	-2.46	1.50	1.53
19	1	615	CLA	CMB-C2B	-2.46	1.46	1.51
19	A	1013	CLA	CMD-C2D	-2.46	1.45	1.50
25	B	5001	LMT	O3'-C3'	-2.46	1.36	1.43
19	4	602	CLA	CMB-C2B	-2.45	1.46	1.51
27	4	607	CHL	C4C-C3C	2.45	1.49	1.45
19	B	1202	CLA	CMB-C2B	-2.45	1.46	1.51
19	B	1023	CLA	CMB-C2B	-2.45	1.46	1.51
19	1	608	CLA	CMB-C2B	-2.45	1.46	1.51
25	A	5004	LMT	O3'-C3'	-2.44	1.36	1.43
25	1	631	LMT	O3'-C3'	-2.44	1.36	1.43
19	L	303	CLA	CMB-C2B	-2.44	1.46	1.51
19	I	121	CLA	CMD-C2D	-2.44	1.45	1.50

Continued on next page...

Continued from previous page...

Mol	Chain	Res	Type	Atoms	Z	Observed(Å)	Ideal(Å)
19	A	1140	CLA	CMD-C2D	-2.44	1.45	1.50
19	A	1108	CLA	CMB-C2B	-2.44	1.46	1.51
19	K	201	CLA	CMB-C2B	-2.43	1.46	1.51
19	B	1223	CLA	CMB-C2B	-2.43	1.46	1.51
25	G	401	LMT	O3'-C3'	-2.43	1.36	1.43
19	B	1021	CLA	CMC-C2C	-2.43	1.45	1.50
19	A	1126	CLA	CMC-C2C	-2.42	1.45	1.50
27	1	601	CHL	C4C-C3C	2.42	1.49	1.45
19	B	1211	CLA	CMB-C2B	-2.42	1.46	1.51
19	B	1230	CLA	CMB-C2B	-2.42	1.46	1.51
19	3	617	CLA	CMB-C2B	-2.42	1.46	1.51
27	2	607	CHL	C4C-C3C	2.41	1.49	1.45
22	B	2004	BCR	C30-C25	-2.40	1.50	1.53
19	B	1219	CLA	CMD-C2D	-2.40	1.45	1.50
19	B	1220	CLA	CMB-C2B	-2.40	1.46	1.51
19	1	602	CLA	CMD-C2D	-2.40	1.45	1.50
19	B	1222	CLA	CMD-C2D	-2.39	1.45	1.50
19	A	1125	CLA	CMB-C2B	-2.39	1.46	1.51
19	B	1222	CLA	CMB-C2B	-2.39	1.46	1.51
19	3	602	CLA	CMB-C2B	-2.39	1.46	1.51
19	B	1210	CLA	CMC-C2C	-2.39	1.45	1.50
22	J	213	BCR	C30-C25	-2.38	1.50	1.53
19	A	1022	CLA	CMD-C2D	-2.38	1.45	1.50
19	A	1127	CLA	CMD-C2D	-2.38	1.45	1.50
19	A	8895	CLA	CMD-C2D	-2.37	1.45	1.50
19	B	1231	CLA	CMD-C2D	-2.37	1.45	1.50
19	A	1118	CLA	CMD-C2D	-2.37	1.45	1.50
19	I	121	CLA	CMB-C2B	-2.36	1.46	1.51
22	B	4005	BCR	C30-C25	-2.36	1.50	1.53
19	B	1220	CLA	CMD-C2D	-2.36	1.45	1.50
22	A	4001	BCR	C30-C25	-2.36	1.50	1.53
19	A	1115	CLA	CMB-C2B	-2.36	1.46	1.51
19	B	1210	CLA	CMD-C2D	-2.36	1.45	1.50
19	1	602	CLA	CMB-C2B	-2.36	1.46	1.51
19	B	1224	CLA	CMC-C2C	-2.35	1.46	1.50
19	A	1130	CLA	CMB-C2B	-2.35	1.46	1.51
19	B	1210	CLA	CMB-C2B	-2.35	1.46	1.51
28	4	620	LUT	C23-C24	2.34	1.53	1.50
25	A	5004	LMT	O2B-C2B	-2.34	1.37	1.43
19	A	1124	CLA	CMB-C2B	-2.34	1.46	1.51
19	A	1013	CLA	CMC-C2C	-2.34	1.46	1.50
19	A	1104	CLA	CMD-C2D	-2.34	1.46	1.50

Continued on next page...

Continued from previous page...

Mol	Chain	Res	Type	Atoms	Z	Observed(Å)	Ideal(Å)
19	B	1226	CLA	MG-ND	-2.34	2.01	2.05
19	B	1012	CLA	CMB-C2B	-2.33	1.47	1.51
25	4	631	LMT	O2B-C2B	-2.33	1.37	1.43
22	B	4009	BCR	C30-C25	-2.33	1.50	1.53
19	A	1121	CLA	CMD-C2D	-2.32	1.46	1.50
27	1	607	CHL	C4C-C3C	2.32	1.49	1.45
19	A	1013	CLA	MG-ND	-2.32	2.01	2.05
19	A	5005	CLA	CMD-C2D	-2.32	1.46	1.50
27	2	608	CHL	C1D-C2D	2.31	1.49	1.45
19	1	602	CLA	CMC-C2C	-2.31	1.46	1.50
19	A	1101	CLA	CMC-C2C	-2.31	1.46	1.50
19	A	1128	CLA	CMD-C2D	-2.31	1.46	1.50
19	B	1012	CLA	CMC-C2C	-2.31	1.46	1.50
19	B	1213	CLA	CMB-C2B	-2.31	1.47	1.51
19	A	1126	CLA	CMB-C2B	-2.30	1.47	1.51
19	A	1127	CLA	MG-ND	-2.30	2.01	2.05
22	B	4014	BCR	C1-C6	-2.29	1.50	1.53
22	B	4010	BCR	C30-C25	-2.29	1.50	1.53
19	A	1116	CLA	CMD-C2D	-2.29	1.46	1.50
25	4	631	LMT	O2'-C2'	-2.29	1.37	1.43
19	B	1217	CLA	CMD-C2D	-2.28	1.46	1.50
19	A	1125	CLA	MG-ND	-2.28	2.01	2.05
19	B	1023	CLA	MG-ND	-2.28	2.01	2.05
19	A	1125	CLA	CMD-C2D	-2.28	1.46	1.50
19	3	603	CLA	CMC-C2C	-2.27	1.46	1.50
22	G	311	BCR	C30-C25	-2.27	1.50	1.53
25	1	631	LMT	O2'-C2'	-2.27	1.37	1.43
19	B	1229	CLA	C3B-C2B	-2.27	1.37	1.40
19	B	1223	CLA	CMC-C2C	-2.26	1.46	1.50
19	B	1202	CLA	CMD-C2D	-2.26	1.46	1.50
27	1	601	CHL	C1D-C2D	2.26	1.49	1.45
27	4	606	CHL	C4B-CHC	2.26	1.47	1.41
22	I	118	BCR	C1-C6	-2.26	1.50	1.53
19	B	1201	CLA	CMD-C2D	-2.26	1.46	1.50
19	B	1227	CLA	CMD-C2D	-2.26	1.46	1.50
25	B	5001	LMT	O2B-C2B	-2.26	1.37	1.43
25	1	631	LMT	O2B-C2B	-2.26	1.37	1.43
19	B	1023	CLA	CMD-C2D	-2.25	1.46	1.50
19	A	1111	CLA	CMC-C2C	-2.25	1.46	1.50
23	B	5101	LHG	O7-C5	-2.25	1.41	1.46
27	2	608	CHL	C4B-CHC	2.25	1.47	1.41
27	4	615	CHL	C4C-C3C	2.25	1.48	1.45

Continued on next page...

Continued from previous page...

Mol	Chain	Res	Type	Atoms	Z	Observed(Å)	Ideal(Å)
19	A	1139	CLA	CMD-C2D	-2.25	1.46	1.50
19	B	1216	CLA	CMD-C2D	-2.25	1.46	1.50
19	B	1214	CLA	C3B-C2B	-2.25	1.37	1.40
19	A	1133	CLA	CMD-C2D	-2.24	1.46	1.50
19	A	1132	CLA	CMB-C2B	-2.24	1.47	1.51
25	G	401	LMT	O2'-C2'	-2.24	1.37	1.43
27	4	615	CHL	C2C-C1C	2.24	1.49	1.44
19	B	1225	CLA	CMC-C2C	-2.24	1.46	1.50
19	A	1126	CLA	CMD-C2D	-2.24	1.46	1.50
22	A	4011	BCR	C1-C6	-2.24	1.50	1.53
27	4	608	CHL	C2C-C1C	2.24	1.49	1.44
27	2	606	CHL	C2C-C1C	2.23	1.49	1.44
19	B	1012	CLA	CMD-C2D	-2.23	1.46	1.50
25	G	402	LMT	O2B-C2B	-2.23	1.37	1.43
19	G	218	CLA	CMD-C2D	-2.23	1.46	1.50
27	4	606	CHL	C4C-C3C	2.23	1.48	1.45
25	A	5004	LMT	O2'-C2'	-2.22	1.37	1.43
25	B	5001	LMT	O2'-C2'	-2.22	1.37	1.43
19	4	611	CLA	CMD-C2D	-2.22	1.46	1.50
19	A	1104	CLA	CMC-C2C	-2.22	1.46	1.50
25	G	401	LMT	O2B-C2B	-2.22	1.37	1.43
25	G	402	LMT	O2'-C2'	-2.22	1.37	1.43
19	B	1234	CLA	CMC-C2C	-2.22	1.46	1.50
27	2	606	CHL	C4B-CHC	2.22	1.47	1.41
27	2	611	CHL	C1D-C2D	2.22	1.49	1.45
19	B	1230	CLA	CMC-C2C	-2.22	1.46	1.50
19	4	610	CLA	CMD-C2D	-2.21	1.46	1.50
19	B	1240	CLA	CMD-C2D	-2.21	1.46	1.50
19	B	1220	CLA	CMC-C2C	-2.21	1.46	1.50
25	4	631	LMT	O3B-C3B	-2.21	1.37	1.43
19	A	1106	CLA	CMD-C2D	-2.21	1.46	1.50
27	2	611	CHL	C4C-C3C	2.21	1.48	1.45
19	A	1134	CLA	CMD-C2D	-2.20	1.46	1.50
22	M	4021	BCR	C30-C25	-2.20	1.51	1.53
19	B	1227	CLA	MG-ND	-2.20	2.01	2.05
27	1	607	CHL	C4B-CHC	2.20	1.47	1.41
19	A	1135	CLA	C3B-C2B	-2.20	1.37	1.40
28	4	621	LUT	C26-C27	-2.20	1.47	1.50
27	4	608	CHL	C4C-C3C	2.20	1.48	1.45
19	B	1211	CLA	CMD-C2D	-2.20	1.46	1.50
18	A	1011	CL0	CMC-C2C	-2.19	1.46	1.50
19	B	1206	CLA	CMD-C2D	-2.19	1.46	1.50

Continued on next page...

Continued from previous page...

Mol	Chain	Res	Type	Atoms	Z	Observed(Å)	Ideal(Å)
19	A	1120	CLA	CMD-C2D	-2.19	1.46	1.50
19	A	1133	CLA	C3B-C2B	-2.19	1.37	1.40
25	G	402	LMT	O3B-C3B	-2.19	1.37	1.43
25	A	5004	LMT	O3B-C3B	-2.19	1.37	1.43
19	A	1124	CLA	CMD-C2D	-2.19	1.46	1.50
27	2	601	CHL	C4B-CHC	2.19	1.47	1.41
27	1	601	CHL	C4B-CHC	2.19	1.47	1.41
27	3	608	CHL	C4B-CHC	2.18	1.47	1.41
19	A	1022	CLA	C3B-C2B	-2.18	1.37	1.40
22	3	624	BCR	C30-C25	-2.18	1.51	1.53
25	B	5001	LMT	O3B-C3B	-2.18	1.37	1.43
19	B	1205	CLA	CMD-C2D	-2.18	1.46	1.50
19	B	1235	CLA	CMD-C2D	-2.18	1.46	1.50
25	1	631	LMT	O3B-C3B	-2.18	1.37	1.43
19	A	1131	CLA	CMD-C2D	-2.18	1.46	1.50
26	B	5002	DGD	C3G-C2G	2.17	1.57	1.50
19	B	1216	CLA	MG-ND	-2.17	2.01	2.05
27	2	611	CHL	C4B-CHC	2.17	1.47	1.41
19	A	1114	CLA	CMD-C2D	-2.17	1.46	1.50
19	3	606	CLA	CMC-C2C	-2.17	1.46	1.50
19	A	1801	CLA	CMD-C2D	-2.17	1.46	1.50
19	B	1224	CLA	CMD-C2D	-2.17	1.46	1.50
27	3	608	CHL	C2C-C1C	2.16	1.49	1.44
19	A	1112	CLA	CMD-C2D	-2.16	1.46	1.50
19	2	613	CLA	CMD-C2D	-2.16	1.46	1.50
19	B	1215	CLA	CMC-C2C	-2.16	1.46	1.50
27	2	608	CHL	C2C-C1C	2.16	1.49	1.44
19	B	1239	CLA	CMD-C2D	-2.16	1.46	1.50
25	G	401	LMT	O3B-C3B	-2.16	1.37	1.43
19	A	1122	CLA	CMC-C2C	-2.16	1.46	1.50
19	1	603	CLA	CMD-C2D	-2.16	1.46	1.50
19	B	1202	CLA	CMC-C2C	-2.16	1.46	1.50
19	G	201	CLA	CMD-C2D	-2.15	1.46	1.50
22	G	311	BCR	C1-C6	-2.15	1.51	1.53
19	A	1108	CLA	CMC-C2C	-2.15	1.46	1.50
19	4	613	CLA	CMD-C2D	-2.15	1.46	1.50
22	K	301	BCR	C30-C25	-2.15	1.51	1.53
19	A	1101	CLA	CMD-C2D	-2.15	1.46	1.50
19	4	609	CLA	CMD-C2D	-2.15	1.46	1.50
19	B	1203	CLA	CMD-C2D	-2.14	1.46	1.50
19	A	1136	CLA	CMD-C2D	-2.14	1.46	1.50
19	B	1230	CLA	CMD-C2D	-2.14	1.46	1.50

Continued on next page...

Continued from previous page...

Mol	Chain	Res	Type	Atoms	Z	Observed(Å)	Ideal(Å)
23	A	5003	LHG	O7-C5	-2.14	1.41	1.46
19	1	611	CLA	CMD-C2D	-2.14	1.46	1.50
19	B	1212	CLA	CMD-C2D	-2.14	1.46	1.50
19	B	1227	CLA	CMC-C2C	-2.14	1.46	1.50
22	I	120	BCR	C33-C5	-2.14	1.47	1.50
19	3	613	CLA	CMD-C2D	-2.14	1.46	1.50
19	A	1111	CLA	CMD-C2D	-2.13	1.46	1.50
27	4	608	CHL	C4B-CHC	2.13	1.46	1.41
19	B	1237	CLA	CMD-C2D	-2.13	1.46	1.50
19	A	1139	CLA	CMC-C2C	-2.13	1.46	1.50
19	3	602	CLA	CMD-C2D	-2.13	1.46	1.50
23	4	630	LHG	P-O6	2.13	1.67	1.59
25	B	5001	LMT	O4'-C4B	-2.13	1.37	1.43
19	B	1234	CLA	CMD-C2D	-2.13	1.46	1.50
19	3	606	CLA	CMD-C2D	-2.13	1.46	1.50
19	B	1224	CLA	MG-ND	-2.12	2.01	2.05
27	2	602	CHL	C4C-C3C	2.12	1.48	1.45
19	B	1203	CLA	CMC-C2C	-2.12	1.46	1.50
19	A	1115	CLA	CMD-C2D	-2.12	1.46	1.50
27	2	607	CHL	C4B-CHC	2.12	1.46	1.41
27	2	601	CHL	C4C-C3C	2.12	1.48	1.45
19	1	610	CLA	CMC-C2C	-2.12	1.46	1.50
22	F	416	BCR	C30-C25	-2.12	1.51	1.53
19	A	1103	CLA	CMD-C2D	-2.12	1.46	1.50
19	A	1105	CLA	CMD-C2D	-2.12	1.46	1.50
19	A	1106	CLA	CMC-C2C	-2.12	1.46	1.50
27	2	606	CHL	C4C-C3C	2.12	1.48	1.45
19	B	1237	CLA	C3B-C2B	-2.12	1.37	1.40
25	B	5001	LMT	O1'-C1'	-2.12	1.36	1.40
19	A	1110	CLA	CMD-C2D	-2.12	1.46	1.50
19	F	301	CLA	CMD-C2D	-2.12	1.46	1.50
19	1	606	CLA	CMD-C2D	-2.12	1.46	1.50
19	3	604	CLA	CMD-C2D	-2.12	1.46	1.50
19	B	1223	CLA	CMD-C2D	-2.12	1.46	1.50
19	K	204	CLA	CMC-C2C	-2.11	1.46	1.50
19	3	611	CLA	CMD-C2D	-2.11	1.46	1.50
19	A	1107	CLA	CMD-C2D	-2.11	1.46	1.50
22	A	4003	BCR	C30-C25	-2.11	1.51	1.53
19	B	1215	CLA	CMD-C2D	-2.11	1.46	1.50
19	K	203	CLA	C3C-C2C	2.11	1.40	1.35
19	B	1214	CLA	CMC-C2C	-2.11	1.46	1.50
22	1	623	BCR	C12-C13	-2.11	1.44	1.50

Continued on next page...

Continued from previous page...

Mol	Chain	Res	Type	Atoms	Z	Observed(Å)	Ideal(Å)
19	B	1021	CLA	MG-ND	-2.11	2.01	2.05
27	4	615	CHL	C4B-CHC	2.11	1.46	1.41
19	B	1221	CLA	C4-C3	-2.11	1.45	1.50
19	B	1237	CLA	CMC-C2C	-2.10	1.46	1.50
19	B	1213	CLA	CMD-C2D	-2.10	1.46	1.50
19	B	1240	CLA	CMC-C2C	-2.10	1.46	1.50
19	A	1138	CLA	CMD-C2D	-2.10	1.46	1.50
27	2	615	CHL	C4B-CHC	2.10	1.46	1.41
19	I	121	CLA	CMC-C2C	-2.10	1.46	1.50
19	A	1137	CLA	CMD-C2D	-2.10	1.46	1.50
19	1	608	CLA	CMD-C2D	-2.10	1.46	1.50
25	4	631	LMT	O4'-C4B	-2.10	1.37	1.43
19	A	1102	CLA	CMC-C2C	-2.10	1.46	1.50
27	4	607	CHL	C4B-CHC	2.10	1.46	1.41
19	2	609	CLA	CMD-C2D	-2.10	1.46	1.50
19	2	603	CLA	CMD-C2D	-2.09	1.46	1.50
19	A	1119	CLA	CMC-C2C	-2.09	1.46	1.50
19	4	601	CLA	CMD-C2D	-2.09	1.46	1.50
19	F	303	CLA	C3C-C2C	2.09	1.40	1.35
19	B	1236	CLA	CMD-C2D	-2.09	1.46	1.50
19	B	1209	CLA	CMD-C2D	-2.09	1.46	1.50
19	4	603	CLA	CMD-C2D	-2.09	1.46	1.50
27	1	607	CHL	C2C-C1C	2.09	1.49	1.44
19	2	610	CLA	CMD-C2D	-2.09	1.46	1.50
19	J	102	CLA	CMD-C2D	-2.09	1.46	1.50
19	K	204	CLA	CMD-C2D	-2.09	1.46	1.50
19	B	1213	CLA	CMC-C2C	-2.08	1.46	1.50
19	2	604	CLA	CMD-C2D	-2.08	1.46	1.50
19	3	605	CLA	C3C-C2C	2.08	1.40	1.35
19	3	617	CLA	CMD-C2D	-2.08	1.46	1.50
19	F	302	CLA	CMD-C2D	-2.08	1.46	1.50
19	3	609	CLA	CMD-C2D	-2.08	1.46	1.50
19	4	614	CLA	CMD-C2D	-2.08	1.46	1.50
19	A	1119	CLA	CMD-C2D	-2.08	1.46	1.50
19	A	1132	CLA	CMD-C2D	-2.08	1.46	1.50
19	A	1128	CLA	MG-ND	-2.08	2.01	2.05
19	A	1126	CLA	MG-ND	-2.08	2.01	2.05
24	J	302	LMG	C4-C5	2.08	1.57	1.53
19	1	614	CLA	CMD-C2D	-2.08	1.46	1.50
27	4	606	CHL	C2C-C1C	2.08	1.49	1.44
19	B	1208	CLA	CMD-C2D	-2.08	1.46	1.50
27	2	602	CHL	C4B-CHC	2.08	1.46	1.41

Continued on next page...

Continued from previous page...

Mol	Chain	Res	Type	Atoms	Z	Observed(Å)	Ideal(Å)
23	2	630	LHG	O7-C5	-2.08	1.41	1.46
19	A	1130	CLA	CMD-C2D	-2.07	1.46	1.50
19	B	1232	CLA	CMD-C2D	-2.07	1.46	1.50
19	B	1228	CLA	CMC-C2C	-2.07	1.46	1.50
26	B	5002	DGD	C3D-C2D	2.07	1.57	1.52
19	A	1135	CLA	CMD-C2D	-2.07	1.46	1.50
19	A	1117	CLA	CMD-C2D	-2.07	1.46	1.50
19	3	610	CLA	CMD-C2D	-2.07	1.46	1.50
19	L	303	CLA	CMC-C2C	-2.07	1.46	1.50
26	B	5002	DGD	O5D-C6D	-2.07	1.40	1.43
19	L	301	CLA	CMD-C2D	-2.07	1.46	1.50
19	K	202	CLA	CMD-C2D	-2.07	1.46	1.50
22	A	4007	BCR	C4-C5	-2.07	1.47	1.51
19	A	1108	CLA	CMD-C2D	-2.06	1.46	1.50
19	2	612	CLA	CMD-C2D	-2.06	1.46	1.50
19	B	1229	CLA	CMD-C2D	-2.06	1.46	1.50
19	2	614	CLA	CMD-C2D	-2.06	1.46	1.50
19	L	302	CLA	CMD-C2D	-2.06	1.46	1.50
19	A	1132	CLA	CMC-C2C	-2.06	1.46	1.50
19	1	604	CLA	CMD-C2D	-2.06	1.46	1.50
19	L	303	CLA	CMD-C2D	-2.06	1.46	1.50
19	A	1122	CLA	CMD-C2D	-2.06	1.46	1.50
19	1	615	CLA	CMD-C2D	-2.06	1.46	1.50
19	4	602	CLA	CMD-C2D	-2.06	1.46	1.50
19	A	1801	CLA	CMC-C2C	-2.06	1.46	1.50
19	3	603	CLA	CMD-C2D	-2.06	1.46	1.50
19	K	201	CLA	CMC-C2C	-2.06	1.46	1.50
23	3	630	LHG	O7-C5	-2.06	1.41	1.46
19	A	1140	CLA	CMC-C2C	-2.06	1.46	1.50
19	A	1112	CLA	CMC-C2C	-2.06	1.46	1.50
19	A	1013	CLA	C1D-ND	2.06	1.40	1.37
19	B	1214	CLA	CMD-C2D	-2.05	1.46	1.50
19	B	1221	CLA	CMC-C2C	-2.05	1.46	1.50
19	1	609	CLA	CMD-C2D	-2.05	1.46	1.50
19	B	1206	CLA	CMC-C2C	-2.05	1.46	1.50
19	A	1109	CLA	CMC-C2C	-2.05	1.46	1.50
19	A	1127	CLA	CMC-C2C	-2.05	1.46	1.50
19	A	1113	CLA	CMC-C2C	-2.05	1.46	1.50
19	B	1228	CLA	CMD-C2D	-2.05	1.46	1.50
19	A	1115	CLA	CMC-C2C	-2.05	1.46	1.50
19	1	612	CLA	CMD-C2D	-2.05	1.46	1.50
19	A	1109	CLA	MG-ND	-2.05	2.01	2.05

Continued on next page...

Continued from previous page...

Mol	Chain	Res	Type	Atoms	Z	Observed(Å)	Ideal(Å)
27	2	602	CHL	C2C-C1C	2.05	1.48	1.44
19	K	201	CLA	CMD-C2D	-2.04	1.46	1.50
27	4	607	CHL	C4D-CHA	2.04	1.45	1.38
27	2	615	CHL	C4C-C3C	2.04	1.48	1.45
19	A	1113	CLA	CMD-C2D	-2.04	1.46	1.50
27	2	602	CHL	C3A-C2A	-2.04	1.48	1.54
19	B	1216	CLA	CMC-C2C	-2.04	1.46	1.50
19	1	606	CLA	CMC-C2C	-2.04	1.46	1.50
27	2	602	CHL	C4D-CHA	2.04	1.45	1.38
27	4	608	CHL	C4D-CHA	2.04	1.45	1.38
19	A	1128	CLA	C3B-C2B	-2.04	1.37	1.40
19	B	1214	CLA	MG-ND	-2.04	2.01	2.05
19	3	612	CLA	CMD-C2D	-2.04	1.46	1.50
19	4	612	CLA	CMD-C2D	-2.04	1.46	1.50
19	G	202	CLA	CMD-C2D	-2.04	1.46	1.50
19	B	1222	CLA	CMC-C2C	-2.04	1.46	1.50
24	J	302	LMG	O7-C8	-2.03	1.41	1.46
19	B	1219	CLA	MG-ND	-2.03	2.01	2.05
19	B	1221	CLA	MG-ND	-2.03	2.01	2.05
27	2	611	CHL	C1D-ND	-2.03	1.35	1.37
18	A	1011	CL0	MG-ND	-2.03	2.01	2.05
19	A	1116	CLA	MG-ND	-2.03	2.01	2.05
19	A	1128	CLA	CMC-C2C	-2.03	1.46	1.50
25	G	402	LMT	O4'-C4B	-2.03	1.37	1.43
19	A	8895	CLA	MG-ND	-2.03	2.01	2.05
23	1	630	LHG	P-O6	2.03	1.67	1.59
19	3	607	CLA	CMD-C2D	-2.03	1.46	1.50
19	4	611	CLA	CMC-C2C	-2.03	1.46	1.50
19	1	610	CLA	CMD-C2D	-2.02	1.46	1.50
19	4	610	CLA	CMC-C2C	-2.02	1.46	1.50
19	3	614	CLA	CMD-C2D	-2.02	1.46	1.50
19	B	1204	CLA	CMD-C2D	-2.02	1.46	1.50
27	2	611	CHL	C2C-C1C	2.02	1.48	1.44
19	A	1102	CLA	CMD-C2D	-2.02	1.46	1.50
19	A	1110	CLA	CMC-C2C	-2.02	1.46	1.50
27	2	615	CHL	C2C-C1C	2.02	1.48	1.44
19	3	602	CLA	CMC-C2C	-2.02	1.46	1.50
25	G	401	LMT	O1'-C1'	-2.02	1.36	1.40
19	A	1116	CLA	CMC-C2C	-2.02	1.46	1.50
19	1	613	CLA	CMC-C2C	-2.02	1.46	1.50
19	1	613	CLA	CMD-C2D	-2.02	1.46	1.50
23	2	630	LHG	P-O6	2.02	1.67	1.59

Continued on next page...

Continued from previous page...

Mol	Chain	Res	Type	Atoms	Z	Observed(Å)	Ideal(Å)
19	3	617	CLA	CMC-C2C	-2.01	1.46	1.50
19	2	613	CLA	CMC-C2C	-2.01	1.46	1.50
19	A	1125	CLA	CMC-C2C	-2.01	1.46	1.50
19	4	603	CLA	CMC-C2C	-2.01	1.46	1.50
24	J	301	LMG	O7-C8	-2.01	1.41	1.46
19	B	1235	CLA	CMC-C2C	-2.01	1.46	1.50
19	4	613	CLA	CMC-C2C	-2.01	1.46	1.50
22	I	120	BCR	C29-C28	-2.01	1.47	1.52
26	B	5002	DGD	C4E-C3E	2.01	1.57	1.52
19	A	1130	CLA	CMC-C2C	-2.01	1.46	1.50
22	B	4017	BCR	C38-C26	-2.01	1.47	1.50
19	4	610	CLA	MG-ND	-2.01	2.01	2.05
19	4	604	CLA	CMD-C2D	-2.01	1.46	1.50
19	A	1117	CLA	CMC-C2C	-2.01	1.46	1.50
22	A	4007	BCR	C38-C26	-2.00	1.47	1.50
19	1	615	CLA	CMC-C2C	-2.00	1.46	1.50

All (1822) bond angle outliers are listed below:

Mol	Chain	Res	Type	Atoms	Z	Observed(°)	Ideal(°)
28	4	621	LUT	O23-C23-C22	-11.92	88.94	110.06
19	2	609	CLA	C4A-NA-C1A	10.10	111.29	106.68
19	4	609	CLA	C4A-NA-C1A	9.85	111.17	106.68
19	1	609	CLA	C4A-NA-C1A	9.25	110.90	106.68
19	A	1106	CLA	C4A-NA-C1A	9.16	110.86	106.68
19	1	610	CLA	C4A-NA-C1A	9.13	110.84	106.68
28	4	621	LUT	C37-C21-C22	9.08	126.32	109.41
19	B	1226	CLA	CMB-C2B-C1B	-8.98	115.30	128.46
19	B	1216	CLA	CMB-C2B-C1B	-8.93	115.38	128.46
27	3	608	CHL	CMD-C2D-C1D	8.73	140.09	124.73
19	3	602	CLA	C4A-NA-C1A	8.70	110.65	106.68
27	2	607	CHL	CMD-C2D-C1D	8.64	139.94	124.73
27	1	607	CHL	CMD-C2D-C1D	8.62	139.92	124.73
19	4	610	CLA	C4A-NA-C1A	8.61	110.61	106.68
19	A	1127	CLA	C4A-NA-C1A	8.57	110.59	106.68
27	2	601	CHL	CMD-C2D-C1D	8.53	139.75	124.73
27	4	608	CHL	CMD-C2D-C1D	8.47	139.65	124.73
27	2	608	CHL	CMD-C2D-C1D	8.43	139.58	124.73
19	B	1232	CLA	C4A-NA-C1A	8.39	110.51	106.68
27	2	606	CHL	CMD-C2D-C1D	8.36	139.46	124.73
19	B	1215	CLA	C4A-NA-C1A	8.35	110.49	106.68
27	4	606	CHL	CMD-C2D-C1D	8.26	139.28	124.73

Continued on next page...

Continued from previous page...

Mol	Chain	Res	Type	Atoms	Z	Observed(°)	Ideal(°)
27	4	607	CHL	CMD-C2D-C1D	8.25	139.26	124.73
27	4	615	CHL	CMD-C2D-C1D	8.24	139.24	124.73
27	2	615	CHL	CMD-C2D-C1D	8.22	139.21	124.73
27	1	601	CHL	C2C-C3C-C4C	-8.12	100.56	106.43
19	A	1125	CLA	C4A-NA-C1A	8.06	110.36	106.68
27	2	608	CHL	C2C-C3C-C4C	-8.06	100.60	106.43
27	1	601	CHL	CMD-C2D-C1D	8.05	138.90	124.73
19	B	1221	CLA	C4A-NA-C1A	7.94	110.30	106.68
19	A	1105	CLA	C4A-NA-C1A	7.88	110.27	106.68
19	3	614	CLA	C4A-NA-C1A	7.85	110.26	106.68
19	1	602	CLA	C4A-NA-C1A	7.79	110.23	106.68
19	B	1205	CLA	C4A-NA-C1A	7.64	110.16	106.68
19	A	1114	CLA	C4A-NA-C1A	7.60	110.15	106.68
19	1	614	CLA	C4A-NA-C1A	7.60	110.15	106.68
19	A	1108	CLA	C4A-NA-C1A	7.60	110.14	106.68
27	2	611	CHL	C2C-C3C-C4C	-7.59	100.94	106.43
19	A	1121	CLA	C4A-NA-C1A	7.58	110.14	106.68
27	2	602	CHL	C2C-C3C-C4C	-7.57	100.95	106.43
27	4	607	CHL	C2C-C3C-C4C	-7.56	100.96	106.43
28	1	621	LUT	O23-C23-C22	7.56	123.44	110.06
19	L	303	CLA	C4A-NA-C1A	7.50	110.10	106.68
27	2	601	CHL	C2C-C3C-C4C	-7.50	101.00	106.43
19	B	1211	CLA	C4A-NA-C1A	7.43	110.07	106.68
19	B	1219	CLA	CMB-C2B-C1B	-7.41	117.59	128.46
27	2	611	CHL	CMD-C2D-C1D	7.41	137.78	124.73
19	L	301	CLA	C4A-NA-C1A	7.41	110.06	106.68
19	B	1240	CLA	C4A-NA-C1A	7.39	110.05	106.68
27	2	602	CHL	CMD-C2D-C1D	7.38	137.73	124.73
19	A	1119	CLA	CMB-C2B-C1B	-7.38	117.65	128.46
19	B	1202	CLA	C4A-NA-C1A	7.35	110.03	106.68
27	2	607	CHL	C2C-C3C-C4C	-7.31	101.14	106.43
19	A	1134	CLA	C4A-NA-C1A	7.31	110.01	106.68
28	1	620	LUT	O23-C23-C22	7.31	123.01	110.06
19	A	1132	CLA	C4A-NA-C1A	7.29	110.00	106.68
27	1	607	CHL	C2C-C3C-C4C	-7.27	101.17	106.43
27	4	608	CHL	C2C-C3C-C4C	-7.26	101.18	106.43
27	4	606	CHL	C2C-C3C-C4C	-7.24	101.19	106.43
19	A	1113	CLA	C4A-NA-C1A	7.24	109.98	106.68
19	A	1128	CLA	CMB-C2B-C1B	-7.22	117.88	128.46
19	A	1107	CLA	C4A-NA-C1A	7.21	109.97	106.68
19	A	1110	CLA	C4A-NA-C1A	7.17	109.95	106.68
19	A	1013	CLA	CMB-C2B-C1B	-7.17	117.95	128.46

Continued on next page...

Continued from previous page...

Mol	Chain	Res	Type	Atoms	Z	Observed(°)	Ideal(°)
19	A	1126	CLA	CMB-C2B-C1B	-7.15	117.98	128.46
28	4	621	LUT	C36-C21-C22	-7.14	96.10	109.41
19	2	614	CLA	C4A-NA-C1A	7.13	109.93	106.68
19	A	1122	CLA	C4A-NA-C1A	7.12	109.93	106.68
19	B	1212	CLA	C4A-NA-C1A	7.05	109.90	106.68
27	4	615	CHL	C2C-C3C-C4C	-7.03	101.34	106.43
19	J	102	CLA	C4A-NA-C1A	7.03	109.89	106.68
19	B	1210	CLA	C4A-NA-C1A	7.00	109.87	106.68
19	B	1202	CLA	CMB-C2B-C1B	-6.96	118.26	128.46
19	A	8895	CLA	C4A-NA-C1A	6.96	109.85	106.68
19	B	1209	CLA	C4A-NA-C1A	6.95	109.85	106.68
19	A	1126	CLA	C4A-NA-C1A	6.92	109.83	106.68
19	1	604	CLA	C4A-NA-C1A	6.90	109.83	106.68
19	4	601	CLA	C4A-NA-C1A	6.89	109.82	106.68
19	B	1206	CLA	CMB-C2B-C1B	-6.87	118.40	128.46
19	1	606	CLA	C4A-NA-C1A	6.87	109.81	106.68
19	A	1111	CLA	C4A-NA-C1A	6.85	109.81	106.68
19	1	608	CLA	C4A-NA-C1A	6.81	109.79	106.68
19	3	603	CLA	C4A-NA-C1A	6.81	109.78	106.68
19	4	602	CLA	C4A-NA-C1A	6.81	109.78	106.68
28	4	623	LUT	C21-C26-C27	6.79	120.63	112.83
19	A	1139	CLA	C4A-NA-C1A	6.79	109.78	106.68
19	B	1213	CLA	CMB-C2B-C1B	-6.74	118.58	128.46
19	B	1222	CLA	C4A-NA-C1A	6.72	109.74	106.68
19	B	1239	CLA	CMB-C2B-C1B	-6.71	118.63	128.46
27	2	606	CHL	C2C-C3C-C4C	-6.69	101.59	106.43
19	B	1215	CLA	CMB-C2B-C1B	-6.68	118.67	128.46
19	3	607	CLA	C4A-NA-C1A	6.67	109.72	106.68
19	3	604	CLA	C4A-NA-C1A	6.65	109.71	106.68
28	3	620	LUT	C21-C26-C27	6.64	120.46	112.83
19	4	611	CLA	C4A-NA-C1A	6.63	109.70	106.68
19	A	1114	CLA	CMB-C2B-C1B	-6.62	118.75	128.46
19	A	1801	CLA	C4A-NA-C1A	6.60	109.69	106.68
19	B	1234	CLA	CMB-C2B-C1B	-6.59	118.81	128.46
19	A	1138	CLA	C4A-NA-C1A	6.58	109.68	106.68
19	1	615	CLA	C4A-NA-C1A	6.54	109.66	106.68
19	4	613	CLA	C4A-NA-C1A	6.54	109.66	106.68
19	B	1208	CLA	C4A-NA-C1A	6.53	109.66	106.68
19	B	1229	CLA	C4A-NA-C1A	6.52	109.65	106.68
27	3	608	CHL	C2C-C3C-C4C	-6.49	101.73	106.43
19	B	1210	CLA	CMB-C2B-C1B	-6.47	118.97	128.46
19	3	613	CLA	C4A-NA-C1A	6.46	109.63	106.68

Continued on next page...

Continued from previous page...

Mol	Chain	Res	Type	Atoms	Z	Observed(°)	Ideal(°)
28	4	621	LUT	C38-C25-C24	-6.44	108.12	123.36
19	F	301	CLA	C4A-NA-C1A	6.44	109.62	106.68
19	1	610	CLA	CMB-C2B-C1B	-6.43	119.04	128.46
27	2	615	CHL	C2C-C3C-C4C	-6.43	101.78	106.43
19	G	218	CLA	C4A-NA-C1A	6.41	109.60	106.68
19	B	1224	CLA	CMB-C2B-C1B	-6.41	119.06	128.46
27	2	611	CHL	O2D-CGD-CBD	6.40	122.43	111.23
28	3	621	LUT	C21-C26-C27	6.40	120.18	112.83
19	G	201	CLA	C4A-NA-C1A	6.37	109.58	106.68
19	B	1012	CLA	CMB-C2B-C1B	-6.34	119.16	128.46
28	1	621	LUT	C26-C27-C28	6.34	134.44	124.58
28	2	621	LUT	C21-C26-C27	6.32	120.09	112.83
19	2	613	CLA	C4A-NA-C1A	6.31	109.56	106.68
27	2	601	CHL	O2D-CGD-CBD	6.25	122.15	111.23
28	4	621	LUT	C37-C21-C36	-6.23	98.80	107.87
19	2	604	CLA	C4A-NA-C1A	6.21	109.51	106.68
18	A	1011	CL0	C4A-NA-C1A	6.20	109.51	106.68
19	B	1227	CLA	C4A-NA-C1A	6.18	109.50	106.68
19	B	1214	CLA	C4A-NA-C1A	6.18	109.50	106.68
19	B	1238	CLA	CMB-C2B-C1B	-6.16	119.42	128.46
19	B	1227	CLA	CMB-C2B-C1B	-6.15	119.45	128.46
19	A	1130	CLA	CMB-C2B-C1B	-6.14	119.46	128.46
19	3	605	CLA	C4A-NA-C1A	6.14	109.48	106.68
19	B	1232	CLA	CMB-C2B-C1B	-6.12	119.49	128.46
19	A	1105	CLA	CMB-C2B-C1B	-6.11	119.50	128.46
19	B	1228	CLA	C4A-NA-C1A	6.09	109.46	106.68
19	B	1223	CLA	CMB-C2B-C1B	-6.09	119.54	128.46
19	B	1212	CLA	CMB-C2B-C1B	-6.07	119.56	128.46
19	A	1103	CLA	C4A-NA-C1A	6.06	109.44	106.68
19	A	1101	CLA	C4A-NA-C1A	6.06	109.44	106.68
19	A	1136	CLA	CMB-C2B-C1B	-6.05	119.60	128.46
19	F	303	CLA	C4A-NA-C1A	6.04	109.44	106.68
19	L	303	CLA	CMB-C2B-C1B	-6.03	119.62	128.46
27	1	601	CHL	CAC-C3C-C4C	6.02	132.62	124.79
19	1	604	CLA	CMB-C2B-C1B	-6.00	119.66	128.46
19	4	604	CLA	CMB-C2B-C1B	-6.00	119.67	128.46
19	2	612	CLA	C4A-NA-C1A	5.99	109.41	106.68
19	B	1231	CLA	C4A-NA-C1A	5.99	109.41	106.68
28	1	620	LUT	C26-C27-C28	5.98	133.89	124.58
19	A	1801	CLA	CMB-C2B-C1B	-5.98	119.70	128.46
19	K	203	CLA	C4A-NA-C1A	5.98	109.41	106.68
19	A	1117	CLA	CMB-C2B-C1B	-5.97	119.70	128.46

Continued on next page...

Continued from previous page...

Mol	Chain	Res	Type	Atoms	Z	Observed(°)	Ideal(°)
19	I	121	CLA	CMB-C2B-C1B	-5.93	119.77	128.46
19	A	1124	CLA	CMB-C2B-C1B	-5.92	119.78	128.46
19	1	602	CLA	CMB-C2B-C1B	-5.91	119.80	128.46
19	L	301	CLA	CMB-C2B-C1B	-5.90	119.82	128.46
19	A	1108	CLA	CMB-C2B-C1B	-5.88	119.84	128.46
19	A	1120	CLA	C4A-NA-C1A	5.87	109.36	106.68
19	B	1225	CLA	CMB-C2B-C1B	-5.87	119.86	128.46
19	B	1237	CLA	C4A-NA-C1A	5.84	109.34	106.68
19	A	1132	CLA	CMB-C2B-C1B	-5.84	119.90	128.46
19	A	1135	CLA	C4A-NA-C1A	5.84	109.34	106.68
19	A	1125	CLA	CMB-C2B-C1B	-5.84	119.90	128.46
19	A	1116	CLA	CMB-C2B-C1B	-5.83	119.92	128.46
22	A	4008	BCR	C40-C30-C25	5.83	119.38	110.24
19	3	609	CLA	C4A-NA-C1A	5.82	109.33	106.68
19	B	1206	CLA	C4A-NA-C1A	5.82	109.33	106.68
19	A	1117	CLA	C4A-NA-C1A	5.81	109.33	106.68
28	2	620	LUT	C21-C26-C27	5.79	119.48	112.83
19	F	302	CLA	C4A-NA-C1A	5.78	109.32	106.68
22	I	120	BCR	C40-C30-C25	5.77	119.28	110.24
19	4	614	CLA	C4A-NA-C1A	5.73	109.29	106.68
19	B	1225	CLA	C4A-NA-C1A	5.72	109.29	106.68
28	2	623	LUT	C21-C26-C27	5.70	119.37	112.83
22	A	4007	BCR	C40-C30-C25	5.68	119.16	110.24
19	3	611	CLA	C4A-NA-C1A	5.67	109.27	106.68
19	A	5005	CLA	CMB-C2B-C1B	-5.67	120.14	128.46
19	G	202	CLA	C4A-NA-C1A	5.65	109.26	106.68
27	2	608	CHL	CHD-C4C-C3C	-5.63	116.56	124.77
19	A	1109	CLA	C4A-NA-C1A	5.61	109.24	106.68
19	4	602	CLA	CMB-C2B-C1B	-5.59	120.26	128.46
19	A	1138	CLA	CMB-C2B-C1B	-5.59	120.27	128.46
19	1	606	CLA	CMB-C2B-C1B	-5.58	120.28	128.46
19	B	1203	CLA	CMB-C2B-C1B	-5.58	120.28	128.46
19	A	1104	CLA	C4A-NA-C1A	5.56	109.22	106.68
19	4	604	CLA	C4A-NA-C1A	5.55	109.21	106.68
19	B	1023	CLA	C4A-NA-C1A	5.55	109.21	106.68
28	4	620	LUT	C22-C23-C24	-5.51	103.00	111.18
19	3	606	CLA	C4A-NA-C1A	5.51	109.19	106.68
28	2	620	LUT	C40-C33-C32	5.50	126.48	118.09
19	K	204	CLA	C4A-NA-C1A	5.49	109.18	106.68
18	A	1011	CL0	CMB-C2B-C1B	-5.47	120.44	128.46
27	1	601	CHL	O2D-CGD-CBD	5.45	120.75	111.23
27	2	608	CHL	C3C-C4C-NC	5.43	117.39	110.43

Continued on next page...

Continued from previous page...

Mol	Chain	Res	Type	Atoms	Z	Observed(°)	Ideal(°)
19	A	1124	CLA	C4A-NA-C1A	5.43	109.16	106.68
19	A	1133	CLA	CMB-C2B-C1B	-5.43	120.51	128.46
19	4	612	CLA	C4A-NA-C1A	5.40	109.14	106.68
19	B	1219	CLA	C4A-NA-C1A	5.39	109.14	106.68
19	B	1211	CLA	CMB-C2B-C1B	-5.38	120.57	128.46
19	A	1127	CLA	CMB-C2B-C1B	-5.37	120.59	128.46
28	1	620	LUT	C38-C25-C24	-5.37	110.65	123.36
19	B	1235	CLA	CMB-C2B-C1B	-5.35	120.62	128.46
19	3	612	CLA	C4A-NA-C1A	5.35	109.12	106.68
19	2	603	CLA	C4A-NA-C1A	5.33	109.11	106.68
27	1	607	CHL	O2D-CGD-CBD	5.33	120.55	111.23
19	A	1131	CLA	C4A-NA-C1A	5.33	109.11	106.68
28	4	620	LUT	C26-C27-C28	5.32	132.85	124.58
19	B	1230	CLA	C4A-NA-C1A	5.31	109.10	106.68
19	B	1221	CLA	CMB-C2B-C1B	-5.29	120.70	128.46
19	A	1111	CLA	CMB-C2B-C1B	-5.27	120.74	128.46
19	A	1137	CLA	C4A-NA-C1A	5.26	109.08	106.68
19	B	1217	CLA	CMB-C2B-C1B	-5.26	120.75	128.46
27	2	611	CHL	C3C-C4C-NC	5.25	117.15	110.43
19	B	1021	CLA	C4A-NA-C1A	5.24	109.07	106.68
19	B	1226	CLA	C2D-C1D-ND	-5.23	104.94	110.13
27	2	608	CHL	C3D-C2D-C1D	-5.22	98.71	105.83
27	2	615	CHL	O2D-CGD-CBD	5.20	120.33	111.23
27	2	606	CHL	O2D-CGD-CBD	5.19	120.30	111.23
19	B	1203	CLA	C4A-NA-C1A	5.19	109.05	106.68
27	1	601	CHL	C3D-C2D-C1D	-5.18	98.76	105.83
19	3	617	CLA	CMB-C2B-C1B	-5.17	120.88	128.46
19	K	202	CLA	CMB-C2B-C1B	-5.17	120.89	128.46
19	B	1023	CLA	CMB-C2B-C1B	-5.14	120.92	128.46
27	4	606	CHL	O2D-CGD-CBD	5.14	120.22	111.23
19	A	1106	CLA	CMB-C2B-C1B	-5.13	120.93	128.46
19	3	609	CLA	CMB-C2B-C1B	-5.13	120.94	128.46
19	A	8895	CLA	CMB-C2B-C1B	-5.12	120.96	128.46
27	3	608	CHL	C3D-C2D-C1D	-5.11	98.85	105.83
19	A	1120	CLA	CMB-C2B-C1B	-5.11	120.97	128.46
19	B	1208	CLA	CMB-C2B-C1B	-5.10	120.99	128.46
19	K	201	CLA	CMB-C2B-C1B	-5.09	121.00	128.46
28	1	621	LUT	C38-C25-C24	-5.08	111.33	123.36
19	B	1236	CLA	C4A-NA-C1A	5.08	109.00	106.68
19	K	201	CLA	C4A-NA-C1A	5.08	109.00	106.68
27	4	607	CHL	O2D-CGD-CBD	5.08	120.11	111.23
19	3	604	CLA	CMB-C2B-C1B	-5.07	121.02	128.46

Continued on next page...

Continued from previous page...

Mol	Chain	Res	Type	Atoms	Z	Observed(°)	Ideal(°)
27	1	601	CHL	C3C-C4C-NC	5.06	116.92	110.43
27	2	602	CHL	O2D-CGD-CBD	5.05	120.06	111.23
28	1	621	LUT	C21-C26-C27	5.04	118.62	112.83
27	4	608	CHL	C3C-C4C-NC	5.02	116.86	110.43
27	4	615	CHL	O2D-CGD-CBD	5.01	119.98	111.23
19	B	1222	CLA	CMB-C2B-C1B	-4.97	121.17	128.46
19	3	610	CLA	CMB-C2B-C1B	-4.96	121.19	128.46
19	B	1204	CLA	CMB-C2B-C1B	-4.95	121.20	128.46
19	I	121	CLA	C4A-NA-C1A	4.95	108.94	106.68
19	B	1224	CLA	C4A-NA-C1A	4.94	108.94	106.68
27	2	601	CHL	C3D-C2D-C1D	-4.94	99.09	105.83
19	B	1214	CLA	CMB-C2B-C1B	-4.93	121.24	128.46
19	A	1115	CLA	CMB-C2B-C1B	-4.92	121.24	128.46
27	4	615	CHL	C3C-C4C-NC	4.92	116.73	110.43
19	3	617	CLA	C4A-NA-C1A	4.92	108.92	106.68
27	2	602	CHL	C3C-C4C-NC	4.91	116.72	110.43
27	2	601	CHL	C3C-C4C-NC	4.91	116.72	110.43
19	1	608	CLA	CMB-C2B-C1B	-4.90	121.28	128.46
27	3	608	CHL	C3C-C4C-NC	4.90	116.70	110.43
27	2	602	CHL	C3D-C2D-C1D	-4.90	99.15	105.83
27	3	608	CHL	CHD-C4C-C3C	-4.89	117.65	124.77
19	B	1220	CLA	C4A-NA-C1A	4.87	108.90	106.68
27	4	606	CHL	C3C-C4C-NC	4.86	116.66	110.43
19	A	1119	CLA	C4A-NA-C1A	4.86	108.90	106.68
28	3	621	LUT	C40-C33-C32	4.86	125.51	118.09
27	1	607	CHL	C3C-C4C-NC	4.86	116.65	110.43
27	4	615	CHL	C3D-C2D-C1D	-4.85	99.21	105.83
27	2	615	CHL	C3D-C2D-C1D	-4.85	99.21	105.83
19	B	1220	CLA	CMB-C2B-C1B	-4.85	121.35	128.46
19	3	602	CLA	CMB-C2B-C1B	-4.85	121.35	128.46
19	A	1132	CLA	CMB-C2B-C3B	4.84	134.34	124.68
19	A	1134	CLA	CMB-C2B-C1B	-4.83	121.37	128.46
27	2	606	CHL	C3D-C2D-C1D	-4.82	99.25	105.83
19	3	612	CLA	CMB-C2B-C1B	-4.82	121.40	128.46
19	A	1102	CLA	C4A-NA-C1A	4.81	108.87	106.68
19	A	1102	CLA	CMB-C2B-C1B	-4.80	121.42	128.46
27	4	606	CHL	C3D-C2D-C1D	-4.80	99.29	105.83
19	1	613	CLA	C4A-NA-C1A	4.80	108.87	106.68
27	4	607	CHL	C3D-C2D-C1D	-4.80	99.29	105.83
19	K	202	CLA	C4A-NA-C1A	4.79	108.86	106.68
19	B	1209	CLA	CMB-C2B-C1B	-4.77	121.46	128.46
19	G	202	CLA	CMB-C2B-C1B	-4.77	121.47	128.46

Continued on next page...

Continued from previous page...

Mol	Chain	Res	Type	Atoms	Z	Observed(°)	Ideal(°)
19	B	1238	CLA	C4A-NA-C1A	4.77	108.85	106.68
27	4	607	CHL	C3C-C4C-NC	4.76	116.53	110.43
19	1	603	CLA	CMB-C2B-C1B	-4.75	121.49	128.46
19	B	1021	CLA	CMB-C2B-C1B	-4.75	121.50	128.46
19	4	610	CLA	CMB-C2B-C1B	-4.74	121.51	128.46
19	2	604	CLA	CMB-C2B-C1B	-4.74	121.52	128.46
28	4	623	LUT	C7-C8-C9	-4.74	119.23	126.23
22	B	4010	BCR	C15-C16-C17	-4.73	113.83	123.52
27	3	608	CHL	O2D-CGD-CBD	4.73	119.50	111.23
27	2	611	CHL	CHD-C4C-C3C	-4.73	117.88	124.77
27	2	607	CHL	C3C-C4C-NC	4.72	116.48	110.43
27	2	606	CHL	C3C-C4C-NC	4.72	116.47	110.43
19	H	200	CLA	C4A-NA-C1A	4.71	108.83	106.68
19	B	1217	CLA	C4A-NA-C1A	4.71	108.83	106.68
27	2	615	CHL	C3C-C4C-NC	4.71	116.46	110.43
27	2	607	CHL	C3D-C2D-C1D	-4.68	99.44	105.83
19	L	302	CLA	C4A-NA-C1A	4.66	108.81	106.68
27	2	607	CHL	O2D-CGD-CBD	4.66	119.38	111.23
27	4	608	CHL	CHD-C4C-C3C	-4.66	117.98	124.77
28	4	620	LUT	C38-C25-C24	-4.66	112.33	123.36
27	4	608	CHL	C3D-C2D-C1D	-4.65	99.48	105.83
27	2	606	CHL	CHD-C4C-C3C	-4.64	118.01	124.77
19	B	1012	CLA	C4A-NA-C1A	4.63	108.79	106.68
19	4	603	CLA	CMB-C2B-C1B	-4.62	121.69	128.46
27	2	602	CHL	CHD-C4C-C3C	-4.61	118.06	124.77
28	4	621	LUT	C26-C27-C28	-4.60	117.42	124.58
19	4	613	CLA	CMB-C2B-C1B	-4.60	121.72	128.46
19	L	302	CLA	CMB-C2B-C1B	-4.60	121.72	128.46
27	2	615	CHL	CHD-C4C-C3C	-4.60	118.07	124.77
19	A	1126	CLA	C4-C3-C5	4.59	123.20	115.23
19	A	1101	CLA	CMB-C2B-C1B	-4.59	121.73	128.46
27	2	601	CHL	CHD-C4C-C3C	-4.59	118.08	124.77
27	1	607	CHL	C3D-C2D-C1D	-4.58	99.57	105.83
19	A	1139	CLA	CMB-C2B-C1B	-4.58	121.74	128.46
27	4	615	CHL	CHD-C4C-C3C	-4.58	118.09	124.77
19	A	1104	CLA	CMB-C2B-C1B	-4.57	121.76	128.46
27	4	606	CHL	CHD-C4C-C3C	-4.57	118.11	124.77
19	A	1137	CLA	CMB-C2B-C1B	-4.57	121.76	128.46
22	L	419	BCR	C40-C30-C25	4.57	117.41	110.24
19	2	609	CLA	CMB-C2B-C1B	-4.56	121.77	128.46
22	L	420	BCR	C40-C30-C25	4.56	117.39	110.24
28	4	620	LUT	C21-C26-C27	4.55	118.05	112.83

Continued on next page...

Continued from previous page...

Mol	Chain	Res	Type	Atoms	Z	Observed(°)	Ideal(°)
23	1	630	LHG	O4-P-O5	4.50	133.37	112.44
19	4	611	CLA	CMB-C2B-C1B	-4.49	121.88	128.46
19	H	200	CLA	CMB-C2B-C1B	-4.47	121.91	128.46
23	A	5001	LHG	O4-P-O5	4.46	133.19	112.44
22	B	4009	BCR	C31-C1-C6	4.45	117.23	110.24
19	F	301	CLA	CMB-C2B-C1B	-4.45	121.94	128.46
19	2	613	CLA	CMB-C2B-C1B	-4.45	121.94	128.46
19	4	603	CLA	C4A-NA-C1A	4.44	108.70	106.68
23	A	5003	LHG	O4-P-O5	4.43	133.07	112.44
19	A	1118	CLA	CMB-C2B-C1B	-4.42	121.97	128.46
19	4	601	CLA	CMB-C2B-C1B	-4.42	121.97	128.46
19	3	614	CLA	CMB-C2B-C1B	-4.42	121.98	128.46
19	4	609	CLA	CMB-C2B-C1B	-4.42	121.99	128.46
27	2	611	CHL	C3D-C2D-C1D	-4.41	99.82	105.83
19	B	1240	CLA	CMB-C2B-C1B	-4.40	122.01	128.46
27	1	607	CHL	CHD-C4C-C3C	-4.40	118.36	124.77
23	3	630	LHG	O4-P-O5	4.40	132.90	112.44
23	B	5101	LHG	O4-P-O5	4.39	132.88	112.44
28	2	620	LUT	C7-C8-C9	-4.39	119.74	126.23
27	2	607	CHL	CHD-C4C-C3C	-4.39	118.37	124.77
19	1	615	CLA	CMB-C2B-C1B	-4.38	122.03	128.46
27	2	608	CHL	O2D-CGD-CBD	4.38	118.89	111.23
19	B	1201	CLA	CMB-C2B-C1B	-4.37	122.05	128.46
27	1	607	CHL	CAA-C2A-C3A	-4.36	101.22	113.00
19	B	1223	CLA	CMB-C2B-C3B	4.36	133.39	124.68
19	A	1113	CLA	CMB-C2B-C1B	-4.34	122.10	128.46
19	A	1140	CLA	CMB-C2B-C1B	-4.33	122.11	128.46
19	2	614	CLA	CMB-C2B-C1B	-4.33	122.12	128.46
19	A	1136	CLA	C4A-NA-C1A	4.32	108.65	106.68
19	1	603	CLA	C4A-NA-C1A	4.32	108.65	106.68
22	I	120	BCR	C7-C8-C9	-4.30	119.87	126.23
19	B	1228	CLA	CMB-C2B-C1B	-4.30	122.15	128.46
23	2	630	LHG	O4-P-O5	4.30	132.46	112.44
19	A	1013	CLA	CMB-C2B-C3B	4.29	133.25	124.68
19	A	1013	CLA	O2D-CGD-O1D	-4.28	115.51	123.85
27	4	608	CHL	O2D-CGD-CBD	4.27	118.70	111.23
23	4	630	LHG	O4-P-O5	4.26	132.28	112.44
28	1	620	LUT	C21-C26-C27	4.26	117.72	112.83
27	2	602	CHL	CHB-C4A-NA	4.25	130.54	124.40
19	A	1022	CLA	CMB-C2B-C1B	-4.25	122.23	128.46
22	B	4010	BCR	C15-C14-C13	-4.24	121.33	127.28
22	A	4007	BCR	C2-C1-C6	4.24	116.60	110.44

Continued on next page...

Continued from previous page...

Mol	Chain	Res	Type	Atoms	Z	Observed(°)	Ideal(°)
28	1	621	LUT	C36-C21-C26	4.24	115.97	109.55
19	A	1121	CLA	CMB-C2B-C1B	-4.24	122.25	128.46
27	4	607	CHL	CHD-C4C-C3C	-4.24	118.60	124.77
19	2	610	CLA	CMB-C2B-C1B	-4.20	122.30	128.46
19	2	612	CLA	CMB-C2B-C1B	-4.20	122.31	128.46
19	B	1216	CLA	C1B-CHB-C4A	-4.20	122.03	130.04
19	A	1107	CLA	CMB-C2B-C1B	-4.18	122.33	128.46
19	A	8895	CLA	CAC-C3C-C4C	-4.17	119.36	124.79
19	A	1112	CLA	CMB-C2B-C1B	-4.17	122.35	128.46
27	4	606	CHL	CAC-C3C-C4C	4.16	130.20	124.79
19	4	614	CLA	CMB-C2B-C1B	-4.15	122.37	128.46
27	2	606	CHL	CAC-C3C-C4C	4.15	130.19	124.79
19	A	1116	CLA	C4A-NA-C1A	4.15	108.57	106.68
27	2	601	CHL	C1D-ND-C4D	-4.14	103.41	106.31
28	1	620	LUT	C36-C21-C26	4.14	115.81	109.55
19	B	1229	CLA	CMB-C2B-C1B	-4.14	122.39	128.46
19	3	610	CLA	C4A-NA-C1A	4.12	108.56	106.68
22	J	213	BCR	C2-C1-C6	4.12	116.43	110.44
19	A	1122	CLA	CMB-C2B-C1B	-4.11	122.44	128.46
27	1	601	CHL	CHD-C4C-C3C	-4.10	118.79	124.77
28	4	623	LUT	C40-C33-C32	4.10	124.35	118.09
19	A	1115	CLA	CMB-C2B-C3B	4.09	132.87	124.68
27	1	607	CHL	CHD-C1D-ND	-4.09	119.04	124.80
19	B	1205	CLA	CMB-C2B-C1B	-4.09	122.46	128.46
19	A	1128	CLA	C4A-NA-C1A	4.08	108.54	106.68
27	2	606	CHL	CHD-C1D-ND	-4.07	119.07	124.80
27	2	615	CHL	CHD-C1D-ND	-4.07	119.08	124.80
19	B	1231	CLA	CMB-C2B-C1B	-4.06	122.50	128.46
27	2	615	CHL	C3B-C4B-NB	4.06	114.45	109.21
19	B	1201	CLA	C4A-NA-C1A	4.06	108.53	106.68
27	2	601	CHL	CHD-C1D-ND	-4.05	119.10	124.80
19	A	1117	CLA	CMB-C2B-C3B	4.05	132.78	124.68
27	4	615	CHL	C3B-C4B-NB	4.04	114.44	109.21
19	3	607	CLA	CMB-C2B-C1B	-4.04	122.53	128.46
19	B	1234	CLA	C4A-NA-C1A	4.04	108.52	106.68
19	B	1225	CLA	CMB-C2B-C3B	4.04	132.76	124.68
19	1	612	CLA	C4A-NA-C1A	4.04	108.52	106.68
28	2	623	LUT	C11-C12-C13	-4.03	115.31	126.36
27	4	607	CHL	C3B-C4B-NB	4.02	114.41	109.21
27	2	607	CHL	C3B-C4B-NB	4.01	114.40	109.21
27	2	607	CHL	CHD-C1D-ND	-4.01	119.17	124.80
19	A	1131	CLA	CMB-C2B-C1B	-4.00	122.60	128.46

Continued on next page...

Continued from previous page...

Mol	Chain	Res	Type	Atoms	Z	Observed(°)	Ideal(°)
19	1	614	CLA	CMB-C2B-C1B	-3.99	122.61	128.46
19	A	1125	CLA	CMB-C2B-C3B	3.98	132.64	124.68
19	B	1235	CLA	C4A-NA-C1A	3.98	108.50	106.68
27	4	606	CHL	CHD-C1D-ND	-3.98	119.20	124.80
19	A	1130	CLA	C4A-NA-C1A	3.98	108.49	106.68
19	B	1223	CLA	C4A-NA-C1A	3.97	108.49	106.68
19	A	1118	CLA	C4A-NA-C1A	3.97	108.49	106.68
19	B	1204	CLA	C4A-NA-C1A	3.97	108.49	106.68
28	1	621	LUT	C37-C21-C26	-3.96	103.55	109.55
27	1	607	CHL	C1D-ND-C4D	-3.95	103.54	106.31
28	4	620	LUT	C36-C21-C26	3.94	115.51	109.55
27	1	601	CHL	C3B-C4B-NB	3.93	114.30	109.21
19	A	1013	CLA	C4A-NA-C1A	3.93	108.47	106.68
27	2	606	CHL	CAA-C2A-C3A	-3.93	102.38	113.00
27	1	601	CHL	C1D-ND-C4D	-3.93	103.56	106.31
27	1	601	CHL	C2D-C1D-ND	3.91	114.00	110.13
27	2	607	CHL	CAC-C3C-C4C	3.90	129.87	124.79
27	2	615	CHL	CAA-C2A-C3A	-3.90	102.45	113.00
27	1	607	CHL	C3B-C4B-NB	3.90	114.25	109.21
27	4	615	CHL	CHD-C1D-ND	-3.90	119.31	124.80
19	2	603	CLA	CMB-C2B-C1B	-3.90	122.74	128.46
19	B	1012	CLA	CMB-C2B-C3B	3.89	132.45	124.68
27	2	602	CHL	C3B-C4B-NB	3.89	114.23	109.21
19	J	102	CLA	CMB-C2B-C1B	-3.88	122.77	128.46
27	2	601	CHL	C3B-C4B-NB	3.88	114.22	109.21
27	3	608	CHL	C3B-C4B-NB	3.88	114.22	109.21
27	4	607	CHL	CHD-C1D-ND	-3.88	119.35	124.80
19	A	1140	CLA	C4A-NA-C1A	3.87	108.45	106.68
19	B	1226	CLA	C4A-NA-C1A	3.87	108.45	106.68
27	1	601	CHL	CHB-C4A-NA	3.86	129.97	124.40
28	3	621	LUT	C7-C8-C9	-3.86	120.53	126.23
19	A	1013	CLA	CAA-CBA-CGA	-3.85	102.27	113.21
27	3	608	CHL	CHD-C1D-ND	-3.85	119.38	124.80
22	B	4010	BCR	C38-C26-C27	-3.85	105.39	113.60
27	4	606	CHL	C3B-C4B-NB	3.85	114.18	109.21
27	4	608	CHL	CHD-C1D-ND	-3.84	119.40	124.80
19	F	302	CLA	CMB-C2B-C1B	-3.84	122.83	128.46
19	A	1109	CLA	CMB-C2B-C1B	-3.83	122.85	128.46
19	B	1236	CLA	CMB-C2B-C1B	-3.82	122.86	128.46
27	2	611	CHL	C3B-C4B-NB	3.80	114.12	109.21
19	A	1126	CLA	CMB-C2B-C3B	3.79	132.26	124.68
19	1	611	CLA	CMB-C2B-C1B	-3.78	122.92	128.46

Continued on next page...

Continued from previous page...

Mol	Chain	Res	Type	Atoms	Z	Observed(°)	Ideal(°)
19	1	613	CLA	CMB-C2B-C1B	-3.78	122.92	128.46
27	2	606	CHL	C3B-C4B-NB	3.78	114.10	109.21
19	4	612	CLA	CMB-C2B-C1B	-3.77	122.93	128.46
27	4	608	CHL	CAC-C3C-C4C	3.77	129.69	124.79
20	B	2002	PQN	C14-C13-C15	3.76	121.75	115.23
28	1	620	LUT	O23-C23-C24	3.76	118.06	110.39
19	B	1213	CLA	CMB-C2B-C3B	3.76	132.19	124.68
27	2	602	CHL	CHD-C1D-ND	-3.75	119.52	124.80
19	B	1202	CLA	CMB-C2B-C3B	3.75	132.17	124.68
19	3	611	CLA	CMB-C2B-C1B	-3.74	122.98	128.46
19	A	1022	CLA	C4A-NA-C1A	3.73	108.38	106.68
19	B	1234	CLA	CMB-C2B-C3B	3.73	132.14	124.68
27	2	607	CHL	C1D-ND-C4D	-3.73	103.69	106.31
19	B	1213	CLA	C4A-NA-C1A	3.72	108.38	106.68
27	3	608	CHL	C1D-ND-C4D	-3.72	103.70	106.31
27	2	615	CHL	C1D-ND-C4D	-3.72	103.70	106.31
27	4	606	CHL	C1D-ND-C4D	-3.72	103.70	106.31
27	2	606	CHL	C1D-ND-C4D	-3.72	103.70	106.31
28	2	620	LUT	C40-C33-C34	-3.71	116.81	122.82
19	K	204	CLA	CMB-C2B-C1B	-3.71	123.03	128.46
22	A	4008	BCR	C15-C16-C17	-3.70	115.94	123.52
28	3	620	LUT	C7-C8-C9	-3.69	120.77	126.23
19	G	201	CLA	CMB-C2B-C1B	-3.69	123.05	128.46
27	2	608	CHL	C1D-ND-C4D	-3.69	103.72	106.31
27	4	607	CHL	CAC-C3C-C4C	3.69	129.59	124.79
27	4	615	CHL	C1D-ND-C4D	-3.67	103.74	106.31
22	B	4010	BCR	C38-C26-C25	3.67	128.49	124.48
19	G	218	CLA	CMB-C2B-C1B	-3.66	123.09	128.46
27	2	608	CHL	CHD-C1D-ND	-3.66	119.65	124.80
22	3	624	BCR	C2-C1-C6	3.65	115.75	110.44
27	2	601	CHL	C2D-C1D-ND	3.65	113.74	110.13
27	2	601	CHL	CHB-C4A-NA	3.64	129.66	124.40
19	A	1110	CLA	CMB-C2B-C1B	-3.64	123.12	128.46
19	B	1224	CLA	C2D-C1D-ND	-3.64	106.53	110.13
19	B	1239	CLA	C4A-NA-C1A	3.63	108.34	106.68
27	4	608	CHL	CHB-C4A-NA	3.63	129.63	124.40
19	B	1211	CLA	CMB-C2B-C3B	3.62	131.92	124.68
19	B	1237	CLA	CMB-C2B-C1B	-3.61	123.16	128.46
22	A	4008	BCR	C15-C14-C13	-3.61	122.21	127.28
19	A	1127	CLA	CMB-C2B-C3B	3.61	131.89	124.68
27	1	601	CHL	CHD-C1D-ND	-3.60	119.74	124.80
27	4	607	CHL	CHB-C4A-NA	3.59	129.59	124.40

Continued on next page...

Continued from previous page...

Mol	Chain	Res	Type	Atoms	Z	Observed(°)	Ideal(°)
27	4	608	CHL	C3B-C4B-NB	3.59	113.86	109.21
27	2	607	CHL	CHB-C4A-NA	3.59	129.58	124.40
27	2	615	CHL	CHB-C4A-NA	3.59	129.58	124.40
19	I	121	CLA	CAC-C3C-C2C	-3.59	120.97	127.56
27	2	602	CHL	C1D-ND-C4D	-3.58	103.80	106.31
19	1	612	CLA	CMB-C2B-C1B	-3.58	123.21	128.46
19	3	602	CLA	CMB-C2B-C3B	3.58	131.84	124.68
27	2	608	CHL	C2D-C1D-ND	3.57	113.66	110.13
19	4	610	CLA	CMB-C2B-C3B	3.57	131.81	124.68
19	3	606	CLA	CMB-C2B-C1B	-3.56	123.24	128.46
19	A	1013	CLA	C1B-CHB-C4A	-3.56	123.25	130.04
27	2	602	CHL	C2D-C1D-ND	3.55	113.64	110.13
22	B	4014	BCR	C2-C1-C6	3.55	115.59	110.44
27	2	602	CHL	CAC-C3C-C4C	3.54	129.40	124.79
22	A	4008	BCR	C23-C24-C25	3.54	136.45	127.00
27	2	611	CHL	CHB-C4A-NA	3.53	129.50	124.40
19	3	613	CLA	CMB-C2B-C1B	-3.53	123.28	128.46
19	B	1216	CLA	CHA-C1A-NA	-3.53	118.40	126.39
27	4	615	CHL	CAC-C3C-C4C	3.51	129.36	124.79
27	3	608	CHL	CHB-C4A-NA	3.51	129.46	124.40
19	3	603	CLA	CMB-C2B-C1B	-3.50	123.33	128.46
27	2	608	CHL	CHB-C4A-NA	3.49	129.44	124.40
27	3	608	CHL	C2D-C1D-ND	3.49	113.58	110.13
19	A	1115	CLA	C4A-NA-C1A	3.49	108.27	106.68
27	4	615	CHL	CHB-C4A-NA	3.48	129.43	124.40
22	A	4007	BCR	C27-C26-C25	3.48	127.41	122.70
27	1	607	CHL	C3D-C4D-ND	3.48	115.65	109.99
19	B	1215	CLA	C4-C3-C5	3.48	121.26	115.23
19	A	1102	CLA	CMB-C2B-C3B	3.46	131.61	124.68
19	A	1128	CLA	CMB-C2B-C3B	3.46	131.60	124.68
19	A	1013	CLA	O2D-CGD-CBD	3.46	117.28	111.23
27	2	608	CHL	C3B-C4B-NB	3.44	113.66	109.21
19	3	610	CLA	CMB-C2B-C3B	3.43	131.54	124.68
19	A	1112	CLA	C4A-NA-C1A	3.43	108.24	106.68
27	2	606	CHL	CHB-C4A-NA	3.42	129.34	124.40
28	2	620	LUT	C38-C25-C24	-3.42	115.26	123.36
19	A	1013	CLA	CHD-C1D-ND	-3.42	119.99	124.80
19	A	1022	CLA	C1B-CHB-C4A	-3.42	123.53	130.04
28	1	620	LUT	C11-C10-C9	3.41	132.06	127.28
27	4	607	CHL	C1D-ND-C4D	-3.40	103.93	106.31
27	2	611	CHL	O2D-CGD-O1D	-3.39	117.24	123.85
19	A	1101	CLA	O2D-CGD-O1D	-3.39	117.26	123.85

Continued on next page...

Continued from previous page...

Mol	Chain	Res	Type	Atoms	Z	Observed(°)	Ideal(°)
19	1	609	CLA	CMB-C2B-C1B	-3.38	123.50	128.46
19	B	1213	CLA	C1B-CHB-C4A	-3.38	123.59	130.04
27	2	611	CHL	C1D-ND-C4D	-3.38	103.94	106.31
19	A	1113	CLA	CMB-C2B-C3B	3.37	131.42	124.68
19	A	1140	CLA	C2D-C1D-ND	-3.37	106.80	110.13
19	B	1213	CLA	O2D-CGD-O1D	-3.36	117.30	123.85
28	2	620	LUT	C31-C32-C33	3.36	135.58	126.36
27	4	615	CHL	C2D-C1D-ND	3.36	113.45	110.13
27	4	606	CHL	CHB-C4A-NA	3.35	129.23	124.40
19	B	1222	CLA	CHD-C1D-ND	-3.34	120.10	124.80
28	2	623	LUT	C38-C25-C24	-3.34	115.45	123.36
19	A	1104	CLA	CMB-C2B-C3B	3.34	131.35	124.68
19	A	1102	CLA	C1B-CHB-C4A	-3.32	123.70	130.04
27	2	615	CHL	C2D-C1D-ND	3.32	113.42	110.13
19	B	1214	CLA	CMB-C2B-C3B	3.32	131.31	124.68
28	4	621	LUT	O23-C23-C24	-3.31	103.63	110.39
19	A	1119	CLA	C1B-CHB-C4A	-3.31	123.72	130.04
27	1	601	CHL	C1-O2A-CGA	3.31	124.67	116.65
19	A	1117	CLA	C7-C6-C5	-3.31	104.45	113.26
19	B	1201	CLA	CMB-C2B-C3B	3.31	131.29	124.68
22	A	4007	BCR	C23-C24-C25	3.30	135.82	127.00
27	4	606	CHL	C2D-C1D-ND	3.30	113.39	110.13
19	B	1227	CLA	CHD-C1D-ND	-3.30	120.16	124.80
19	4	602	CLA	CMB-C2B-C3B	3.30	131.27	124.68
27	2	606	CHL	C2D-C1D-ND	3.29	113.39	110.13
19	A	1135	CLA	CMB-C2B-C1B	-3.29	123.63	128.46
19	B	1021	CLA	O2D-CGD-O1D	-3.29	117.44	123.85
19	B	1223	CLA	C1D-ND-C4D	-3.29	104.01	106.31
22	I	118	BCR	C2-C1-C6	3.28	115.20	110.44
19	A	1116	CLA	C1B-CHB-C4A	-3.27	123.80	130.04
27	4	608	CHL	C1D-ND-C4D	-3.26	104.02	106.31
28	2	623	LUT	C22-C23-C24	-3.26	106.35	111.18
22	B	4014	BCR	C11-C10-C9	-3.25	122.72	127.28
28	2	623	LUT	C8-C7-C6	3.25	135.68	127.00
27	2	611	CHL	CHD-C1D-ND	-3.24	120.24	124.80
19	A	1140	CLA	C1D-ND-C4D	-3.24	104.04	106.31
22	J	213	BCR	C15-C16-C17	-3.24	116.88	123.52
28	2	621	LUT	C7-C8-C9	-3.24	121.44	126.23
19	A	1132	CLA	C3C-C4C-NC	-3.23	106.29	110.43
19	A	5005	CLA	C1B-CHB-C4A	-3.23	123.89	130.04
27	2	615	CHL	C1C-C2C-C3C	-3.22	104.32	107.28
19	A	5005	CLA	C4A-NA-C1A	3.22	108.15	106.68

Continued on next page...

Continued from previous page...

Mol	Chain	Res	Type	Atoms	Z	Observed(°)	Ideal(°)
19	B	1228	CLA	CMB-C2B-C3B	3.21	131.10	124.68
28	1	621	LUT	O23-C23-C24	3.21	116.95	110.39
22	B	4014	BCR	C3-C4-C5	-3.21	108.33	114.06
27	3	608	CHL	C1C-C2C-C3C	-3.20	104.34	107.28
19	A	1131	CLA	O2D-CGD-O1D	-3.20	117.62	123.85
19	B	1219	CLA	C2D-C1D-ND	-3.20	106.96	110.13
19	A	1126	CLA	C6-C5-C3	3.20	121.25	113.47
28	3	621	LUT	C38-C25-C24	-3.20	115.80	123.36
28	2	620	LUT	C11-C12-C13	-3.19	117.61	126.36
19	A	1124	CLA	C1B-CHB-C4A	-3.19	123.95	130.04
19	1	610	CLA	O2D-CGD-O1D	-3.19	117.64	123.85
19	A	1130	CLA	CMB-C2B-C3B	3.19	131.06	124.68
19	A	5005	CLA	O2D-CGD-O1D	-3.18	117.65	123.85
19	A	1106	CLA	CMB-C2B-C3B	3.18	131.04	124.68
27	2	615	CHL	C3D-C4D-ND	3.17	115.14	109.99
22	A	4008	BCR	C27-C26-C25	3.17	126.99	122.70
19	B	1012	CLA	O2D-CGD-O1D	-3.17	117.68	123.85
19	A	1138	CLA	O2D-CGD-O1D	-3.17	117.68	123.85
28	3	621	LUT	C40-C33-C34	-3.17	117.69	122.82
19	A	1139	CLA	O2D-CGD-O1D	-3.16	117.69	123.85
19	B	1214	CLA	C1B-CHB-C4A	-3.16	124.01	130.04
27	2	606	CHL	C3D-C4D-ND	3.16	115.12	109.99
27	2	601	CHL	C3D-C4D-ND	3.16	115.12	109.99
19	A	1013	CLA	C3B-C4B-NB	-3.16	105.13	109.21
27	2	601	CHL	CAC-C3C-C4C	3.16	128.90	124.79
19	B	1234	CLA	C1B-CHB-C4A	-3.15	124.02	130.04
27	3	608	CHL	CAC-C3C-C4C	3.15	128.89	124.79
27	2	608	CHL	CAA-C2A-C3A	-3.15	104.48	113.00
27	2	607	CHL	C3D-C4D-ND	3.15	115.11	109.99
19	1	603	CLA	O2D-CGD-O1D	-3.15	117.72	123.85
19	B	1023	CLA	O2D-CGD-O1D	-3.15	117.72	123.85
19	B	1206	CLA	CMB-C2B-C3B	3.14	130.97	124.68
19	B	1226	CLA	C1B-CHB-C4A	-3.14	124.04	130.04
22	F	416	BCR	C11-C10-C9	-3.14	122.87	127.28
19	A	1127	CLA	C2D-C1D-ND	-3.14	107.02	110.13
22	L	419	BCR	C27-C26-C25	3.14	126.95	122.70
27	2	607	CHL	C2D-C1D-ND	3.14	113.23	110.13
27	2	611	CHL	CAC-C3C-C4C	3.14	128.87	124.79
19	B	1216	CLA	C3B-C4B-NB	-3.14	105.16	109.21
19	B	1236	CLA	O2D-CGD-O1D	-3.14	117.74	123.85
19	A	1117	CLA	O2D-CGD-O1D	-3.13	117.75	123.85
19	B	1224	CLA	O2D-CGD-CBD	3.13	116.71	111.23

Continued on next page...

Continued from previous page...

Mol	Chain	Res	Type	Atoms	Z	Observed(°)	Ideal(°)
27	1	607	CHL	CMD-C2D-C3D	-3.13	120.50	127.69
27	2	608	CHL	CAC-C3C-C4C	3.13	128.87	124.79
19	A	1136	CLA	O2A-CGA-O1A	-3.13	115.80	123.63
28	4	621	LUT	C32-C33-C34	3.13	123.93	119.01
19	A	1125	CLA	C6-C5-C3	3.13	121.09	113.47
19	3	610	CLA	O2D-CGD-O1D	-3.13	117.76	123.85
27	4	606	CHL	C3D-C4D-ND	3.13	115.07	109.99
27	1	607	CHL	CHB-C4A-NA	3.12	128.90	124.40
27	2	607	CHL	CAA-C2A-C3A	-3.12	104.57	113.00
19	F	301	CLA	C1B-CHB-C4A	-3.12	124.09	130.04
27	4	607	CHL	C2D-C1D-ND	3.12	113.21	110.13
27	2	611	CHL	C2D-C1D-ND	3.11	113.21	110.13
19	3	609	CLA	O2D-CGD-O1D	-3.11	117.80	123.85
19	B	1023	CLA	CHD-C1D-ND	-3.11	120.43	124.80
19	1	613	CLA	CMB-C2B-C3B	3.11	130.89	124.68
19	B	1012	CLA	C1B-CHB-C4A	-3.10	124.12	130.04
27	4	615	CHL	C3D-C4D-ND	3.10	115.03	109.99
19	A	1124	CLA	CMB-C2B-C3B	3.10	130.88	124.68
19	B	1230	CLA	CMB-C2B-C1B	-3.10	123.92	128.46
19	A	1108	CLA	CMB-C2B-C3B	3.10	130.87	124.68
28	2	620	LUT	C22-C23-C24	-3.10	106.59	111.18
22	I	120	BCR	C24-C25-C26	-3.10	114.42	121.56
22	A	4008	BCR	C24-C23-C22	-3.10	121.66	126.23
19	B	1237	CLA	C1-O2A-CGA	3.09	124.14	116.65
28	1	620	LUT	C15-C14-C13	3.09	131.62	127.28
19	A	1130	CLA	C1B-CHB-C4A	-3.09	124.15	130.04
19	B	1221	CLA	O2D-CGD-O1D	-3.08	117.85	123.85
27	2	607	CHL	CMD-C2D-C3D	-3.08	120.62	127.69
19	B	1226	CLA	C2A-C1A-CHA	3.08	129.21	123.87
27	2	602	CHL	C3D-C4D-ND	3.08	114.99	109.99
19	A	1103	CLA	CMB-C2B-C1B	-3.07	123.95	128.46
19	A	1108	CLA	C3C-C4C-NC	-3.07	106.49	110.43
19	A	1022	CLA	O2D-CGD-O1D	-3.07	117.87	123.85
22	A	4003	BCR	C40-C30-C25	3.06	115.05	110.24
19	B	1212	CLA	CMB-C2B-C3B	3.06	130.80	124.68
22	L	419	BCR	C15-C14-C13	-3.06	122.98	127.28
27	4	607	CHL	C3D-C4D-ND	3.06	114.95	109.99
27	1	607	CHL	C2D-C1D-ND	3.05	113.15	110.13
19	2	603	CLA	C1B-CHB-C4A	-3.05	124.22	130.04
19	A	1125	CLA	C2D-C1D-ND	-3.05	107.11	110.13
19	B	1206	CLA	O2D-CGD-O1D	-3.04	117.92	123.85
19	A	1122	CLA	O2D-CGD-O1D	-3.04	117.92	123.85

Continued on next page...

Continued from previous page...

Mol	Chain	Res	Type	Atoms	Z	Observed(°)	Ideal(°)
19	F	301	CLA	O2D-CGD-O1D	-3.04	117.94	123.85
19	B	1215	CLA	O2D-CGD-O1D	-3.03	117.94	123.85
19	A	1105	CLA	CMB-C2B-C3B	3.03	130.74	124.68
19	A	1109	CLA	O2D-CGD-O1D	-3.03	117.95	123.85
27	1	607	CHL	CAC-C3C-C4C	3.03	128.73	124.79
19	2	610	CLA	CMB-C2B-C3B	3.02	130.73	124.68
27	2	611	CHL	C3D-C4D-ND	3.02	114.90	109.99
22	A	4003	BCR	C27-C26-C25	3.02	126.78	122.70
19	A	1112	CLA	O2D-CGD-O1D	-3.02	117.97	123.85
19	1	611	CLA	O2D-CGD-O1D	-3.02	117.97	123.85
19	A	1109	CLA	C1B-CHB-C4A	-3.02	124.28	130.04
22	A	4007	BCR	C33-C5-C6	3.01	127.77	124.48
22	A	4008	BCR	C30-C25-C24	3.01	123.82	115.65
22	I	120	BCR	C27-C26-C25	3.01	126.78	122.70
19	3	606	CLA	O2D-CGD-O1D	-3.01	117.98	123.85
27	1	601	CHL	C4-C3-C5	3.01	120.46	115.23
19	A	1134	CLA	O2D-CGD-O1D	-3.01	117.99	123.85
22	B	2004	BCR	C15-C16-C17	-3.01	117.36	123.52
19	A	1132	CLA	O2D-CGD-O1D	-3.01	117.99	123.85
19	A	1101	CLA	CMB-C2B-C3B	3.01	130.69	124.68
19	A	1109	CLA	CMB-C2B-C3B	3.01	130.69	124.68
22	L	420	BCR	C27-C26-C25	3.01	126.77	122.70
19	4	611	CLA	O2D-CGD-O1D	-3.00	118.00	123.85
27	4	607	CHL	CMB-C2B-C3B	3.00	130.68	124.68
19	B	1222	CLA	O2D-CGD-O1D	-3.00	118.01	123.85
22	A	4007	BCR	C1-C6-C5	-3.00	118.54	122.64
19	A	1119	CLA	O2D-CGD-O1D	-3.00	118.01	123.85
19	B	1023	CLA	CMB-C2B-C3B	3.00	130.67	124.68
19	A	1138	CLA	C1B-CHB-C4A	-2.99	124.33	130.04
22	A	4001	BCR	C24-C23-C22	-2.99	121.81	126.23
19	I	121	CLA	O2D-CGD-O1D	-2.99	118.03	123.85
19	B	1236	CLA	CHD-C1D-ND	-2.99	120.59	124.80
19	A	1135	CLA	C1B-CHB-C4A	-2.98	124.35	130.04
19	A	1118	CLA	C1D-ND-C4D	-2.98	104.22	106.31
19	B	1204	CLA	O2D-CGD-O1D	-2.98	118.05	123.85
19	B	1220	CLA	C1B-CHB-C4A	-2.98	124.36	130.04
28	1	620	LUT	C31-C32-C33	-2.98	118.20	126.36
19	A	1108	CLA	O2D-CGD-O1D	-2.98	118.06	123.85
27	4	608	CHL	C2D-C1D-ND	2.97	113.07	110.13
19	2	614	CLA	O2D-CGD-O1D	-2.97	118.06	123.85
19	J	102	CLA	O2D-CGD-O1D	-2.97	118.06	123.85
27	4	608	CHL	CMD-C2D-C3D	-2.97	120.87	127.69

Continued on next page...

Continued from previous page...

Mol	Chain	Res	Type	Atoms	Z	Observed(°)	Ideal(°)
19	I	121	CLA	C1B-CHB-C4A	-2.97	124.37	130.04
27	2	602	CHL	CAA-C2A-C3A	-2.97	104.97	113.00
19	1	613	CLA	O2D-CGD-O1D	-2.97	118.07	123.85
19	B	1208	CLA	O2D-CGD-O1D	-2.97	118.07	123.85
19	B	1223	CLA	C2D-C1D-ND	-2.97	107.19	110.13
19	B	1210	CLA	CAC-C3C-C2C	-2.97	122.11	127.56
19	3	602	CLA	CHA-C1A-NA	-2.97	119.68	126.39
22	J	212	BCR	C11-C10-C9	-2.96	123.12	127.28
19	B	1227	CLA	C3B-C4B-NB	-2.96	105.38	109.21
27	3	608	CHL	CAA-C2A-C3A	-2.96	105.00	113.00
19	A	1111	CLA	C1B-CHB-C4A	-2.96	124.40	130.04
19	B	1230	CLA	O2D-CGD-O1D	-2.96	118.09	123.85
19	B	1235	CLA	CMB-C2B-C3B	2.96	130.59	124.68
22	M	4021	BCR	C31-C1-C6	2.95	114.88	110.24
19	G	218	CLA	O2D-CGD-O1D	-2.95	118.10	123.85
22	A	4001	BCR	C15-C16-C17	-2.95	117.48	123.52
19	B	1211	CLA	O2D-CGD-O1D	-2.95	118.11	123.85
22	B	4009	BCR	C38-C26-C27	-2.95	107.31	113.60
19	2	604	CLA	O2D-CGD-O1D	-2.95	118.11	123.85
19	K	201	CLA	O2D-CGD-O1D	-2.95	118.11	123.85
22	I	120	BCR	C23-C24-C25	2.94	134.86	127.00
19	A	1104	CLA	O2D-CGD-O1D	-2.94	118.12	123.85
19	B	1021	CLA	C1B-CHB-C4A	-2.94	124.43	130.04
22	K	301	BCR	C24-C23-C22	-2.94	121.89	126.23
19	1	608	CLA	O2D-CGD-O1D	-2.94	118.13	123.85
22	L	420	BCR	C2-C1-C6	2.94	114.70	110.44
19	B	1212	CLA	C1B-CHB-C4A	-2.94	124.44	130.04
19	B	1201	CLA	C1B-CHB-C4A	-2.94	124.44	130.04
19	4	609	CLA	O2D-CGD-O1D	-2.94	118.14	123.85
22	B	4010	BCR	C11-C10-C9	-2.93	123.16	127.28
19	B	1240	CLA	O2D-CGD-O1D	-2.93	118.14	123.85
19	2	603	CLA	CMB-C2B-C3B	2.93	130.54	124.68
19	B	1232	CLA	O2D-CGD-O1D	-2.93	118.14	123.85
19	F	302	CLA	O2D-CGD-O1D	-2.93	118.14	123.85
19	L	302	CLA	C1B-CHB-C4A	-2.93	124.45	130.04
19	A	1125	CLA	C3C-C4C-NC	-2.93	106.68	110.43
26	B	5002	DGD	O5D-C6D-C5D	-2.93	102.82	109.42
19	B	1221	CLA	C5-C3-C2	2.93	127.73	121.17
19	I	121	CLA	CMB-C2B-C3B	2.93	130.53	124.68
22	J	212	BCR	C27-C26-C25	2.93	126.66	122.70
19	3	611	CLA	O2D-CGD-O1D	-2.92	118.16	123.85
19	A	1111	CLA	CHD-C1D-ND	-2.92	120.69	124.80

Continued on next page...

Continued from previous page...

Mol	Chain	Res	Type	Atoms	Z	Observed(°)	Ideal(°)
19	L	303	CLA	O2D-CGD-O1D	-2.92	118.16	123.85
22	A	4008	BCR	C24-C25-C26	-2.92	114.83	121.56
27	4	606	CHL	CAA-C2A-C3A	-2.92	105.11	113.00
28	4	621	LUT	C40-C33-C34	-2.92	118.09	122.82
19	4	614	CLA	O2D-CGD-O1D	-2.91	118.17	123.85
19	B	1239	CLA	O2D-CGD-O1D	-2.91	118.18	123.85
22	I	120	BCR	C30-C25-C24	2.91	123.54	115.65
19	2	610	CLA	O2D-CGD-O1D	-2.91	118.19	123.85
19	3	604	CLA	O2D-CGD-O1D	-2.91	118.19	123.85
19	A	1126	CLA	C1B-CHB-C4A	-2.91	124.50	130.04
19	A	1125	CLA	O2D-CGD-O1D	-2.91	118.19	123.85
19	A	1103	CLA	C1B-CHB-C4A	-2.91	124.50	130.04
28	2	621	LUT	C11-C10-C9	2.90	131.35	127.28
22	B	4017	BCR	C15-C16-C17	-2.90	117.58	123.52
19	4	610	CLA	C1B-CHB-C4A	-2.90	124.50	130.04
19	B	1216	CLA	O2D-CGD-O1D	-2.90	118.20	123.85
19	3	614	CLA	O2D-CGD-O1D	-2.90	118.20	123.85
19	4	603	CLA	C1B-CHB-C4A	-2.90	124.51	130.04
19	A	1013	CLA	CMD-C2D-C1D	-2.90	119.62	124.73
19	B	1214	CLA	C2D-C1D-ND	-2.90	107.26	110.13
19	B	1203	CLA	O2D-CGD-O1D	-2.90	118.21	123.85
22	B	4009	BCR	C15-C16-C17	-2.90	117.59	123.52
19	4	604	CLA	O2D-CGD-O1D	-2.90	118.21	123.85
27	3	608	CHL	CMD-C2D-C3D	-2.89	121.06	127.69
19	A	1103	CLA	O2D-CGD-O1D	-2.89	118.22	123.85
19	A	1130	CLA	O2D-CGD-O1D	-2.89	118.22	123.85
19	B	1202	CLA	O2D-CGD-O1D	-2.89	118.22	123.85
19	1	611	CLA	C1B-CHB-C4A	-2.89	124.53	130.04
19	A	1135	CLA	O2D-CGD-O1D	-2.89	118.22	123.85
19	H	200	CLA	O2D-CGD-O1D	-2.89	118.22	123.85
27	4	608	CHL	C3D-C4D-ND	2.89	114.68	109.99
19	A	1126	CLA	O2A-CGA-O1A	-2.89	116.40	123.63
19	3	617	CLA	O2D-CGD-O1D	-2.89	118.23	123.85
19	A	1126	CLA	O2D-CGD-O1D	-2.89	118.23	123.85
28	4	623	LUT	C40-C33-C34	-2.88	118.14	122.82
19	A	1133	CLA	C1B-CHB-C4A	-2.88	124.54	130.04
24	A	5002	LMG	O6-C1-O1	-2.88	103.23	110.04
27	3	608	CHL	C3D-C4D-ND	2.88	114.67	109.99
19	B	1226	CLA	O2D-CGD-O1D	-2.88	118.24	123.85
19	1	602	CLA	CMB-C2B-C3B	2.88	130.44	124.68
19	2	603	CLA	O2D-CGD-O1D	-2.88	118.25	123.85
19	B	1220	CLA	O2D-CGD-O1D	-2.88	118.25	123.85

Continued on next page...

Continued from previous page...

Mol	Chain	Res	Type	Atoms	Z	Observed(°)	Ideal(°)
19	A	1113	CLA	O2D-CGD-O1D	-2.87	118.26	123.85
19	A	1801	CLA	O2D-CGD-O1D	-2.87	118.26	123.85
27	2	601	CHL	O2A-CGA-CBA	2.87	120.58	111.83
19	1	606	CLA	O2D-CGD-O1D	-2.87	118.27	123.85
22	A	4003	BCR	C30-C25-C26	-2.87	118.72	122.64
19	4	610	CLA	O2D-CGD-O1D	-2.87	118.27	123.85
19	4	602	CLA	O2D-CGD-O1D	-2.86	118.27	123.85
19	3	603	CLA	O2D-CGD-O1D	-2.86	118.27	123.85
22	G	311	BCR	C31-C1-C6	2.86	114.73	110.24
27	1	601	CHL	C3D-C4D-ND	2.86	114.64	109.99
19	B	1230	CLA	C1B-CHB-C4A	-2.86	124.58	130.04
19	3	612	CLA	O2D-CGD-O1D	-2.86	118.29	123.85
19	B	1205	CLA	O2D-CGD-O1D	-2.86	118.29	123.85
19	K	202	CLA	O2D-CGD-O1D	-2.86	118.29	123.85
19	4	613	CLA	O2D-CGD-O1D	-2.86	118.29	123.85
19	A	1106	CLA	C1B-CHB-C4A	-2.85	124.60	130.04
19	4	602	CLA	C1B-CHB-C4A	-2.85	124.61	130.04
27	2	601	CHL	CMD-C2D-C3D	-2.85	121.16	127.69
19	B	1224	CLA	CMB-C2B-C3B	2.84	130.37	124.68
19	1	615	CLA	O2D-CGD-O1D	-2.84	118.31	123.85
22	L	420	BCR	C1-C6-C5	-2.84	118.75	122.64
19	G	201	CLA	O2D-CGD-O1D	-2.84	118.31	123.85
19	K	204	CLA	O2D-CGD-O1D	-2.84	118.31	123.85
19	A	1110	CLA	O2D-CGD-O1D	-2.84	118.32	123.85
27	2	615	CHL	CAC-C3C-C4C	2.84	128.49	124.79
19	B	1215	CLA	C1B-CHB-C4A	-2.84	124.63	130.04
19	4	603	CLA	CMB-C2B-C3B	2.84	130.35	124.68
22	G	311	BCR	C15-C16-C17	-2.84	117.72	123.52
27	4	607	CHL	CAA-C2A-C3A	-2.84	105.34	113.00
19	B	1021	CLA	CMB-C2B-C3B	2.83	130.34	124.68
20	A	2001	PQN	C14-C13-C15	2.83	120.14	115.23
27	2	608	CHL	O2A-CGA-CBA	2.83	120.47	111.83
22	I	120	BCR	C33-C5-C6	-2.83	121.39	124.48
19	A	1132	CLA	C1B-CHB-C4A	-2.83	124.64	130.04
23	3	630	LHG	O8-C23-C24	2.83	120.46	111.83
28	4	621	LUT	C31-C32-C33	-2.83	118.61	126.36
19	A	1107	CLA	O2D-CGD-O1D	-2.82	118.35	123.85
22	I	120	BCR	C40-C30-C29	-2.82	98.11	108.95
19	A	1121	CLA	O2D-CGD-O1D	-2.82	118.35	123.85
28	4	620	LUT	C31-C32-C33	-2.82	118.62	126.36
19	A	1110	CLA	C1B-CHB-C4A	-2.82	124.66	130.04
19	A	1105	CLA	O2D-CGD-O1D	-2.82	118.36	123.85

Continued on next page...

Continued from previous page...

Mol	Chain	Res	Type	Atoms	Z	Observed(°)	Ideal(°)
19	B	1229	CLA	CHA-C1A-NA	-2.82	120.01	126.39
19	B	1224	CLA	C1B-CHB-C4A	-2.82	124.67	130.04
22	L	419	BCR	C30-C25-C24	2.81	123.28	115.65
19	A	1114	CLA	O2D-CGD-O1D	-2.81	118.37	123.85
19	2	612	CLA	O2D-CGD-O1D	-2.81	118.37	123.85
28	3	621	LUT	C31-C32-C33	2.81	134.07	126.36
19	B	1219	CLA	O2D-CGD-O1D	-2.81	118.38	123.85
19	2	609	CLA	O2D-CGD-O1D	-2.81	118.38	123.85
27	2	602	CHL	O2A-CGA-CBA	2.81	120.41	111.83
19	G	202	CLA	O2D-CGD-O1D	-2.81	118.38	123.85
19	B	1201	CLA	C2A-C1A-CHA	2.81	128.75	123.87
19	B	1023	CLA	C2D-C1D-ND	-2.81	107.35	110.13
22	A	4007	BCR	C15-C16-C17	-2.81	117.77	123.52
19	4	603	CLA	C1-C2-C3	-2.81	121.60	126.20
19	B	1234	CLA	O2D-CGD-O1D	-2.81	118.39	123.85
19	4	604	CLA	C1B-CHB-C4A	-2.81	124.69	130.04
19	2	613	CLA	O2D-CGD-O1D	-2.81	118.39	123.85
19	A	1115	CLA	C1B-CHB-C4A	-2.80	124.70	130.04
19	B	1208	CLA	CMB-C2B-C3B	2.80	130.28	124.68
19	B	1215	CLA	CMB-C2B-C3B	2.80	130.27	124.68
19	A	1128	CLA	O2D-CGD-O1D	-2.80	118.40	123.85
22	A	4001	BCR	C15-C14-C13	-2.80	123.36	127.28
24	A	5002	LMG	O1-C7-C8	-2.80	104.02	110.82
19	A	1111	CLA	O2D-CGD-O1D	-2.79	118.41	123.85
27	2	601	CHL	O2D-CGD-O1D	-2.79	118.41	123.85
19	A	1112	CLA	C1B-CHB-C4A	-2.79	124.71	130.04
19	A	1115	CLA	O2D-CGD-O1D	-2.79	118.41	123.85
23	4	630	LHG	O8-C23-C24	2.79	120.35	111.83
27	2	606	CHL	CMD-C2D-C3D	-2.79	121.29	127.69
18	A	1011	CL0	O2D-CGD-O1D	-2.79	118.42	123.85
19	1	604	CLA	O2D-CGD-O1D	-2.79	118.42	123.85
27	2	602	CHL	CMB-C2B-C3B	2.79	130.25	124.68
19	B	1235	CLA	O2D-CGD-O1D	-2.79	118.42	123.85
19	B	1240	CLA	C1-O2A-CGA	2.79	123.39	116.65
19	1	603	CLA	C1B-CHB-C4A	-2.79	124.73	130.04
19	1	609	CLA	CMB-C2B-C3B	2.78	130.25	124.68
19	4	603	CLA	O2D-CGD-O1D	-2.78	118.43	123.85
19	4	612	CLA	O2D-CGD-O1D	-2.78	118.43	123.85
19	4	614	CLA	C1B-CHB-C4A	-2.78	124.74	130.04
22	3	624	BCR	C15-C14-C13	-2.78	123.38	127.28
19	A	1140	CLA	O2D-CGD-O1D	-2.77	118.45	123.85
19	B	1222	CLA	CMD-C2D-C1D	-2.77	119.84	124.73

Continued on next page...

Continued from previous page...

Mol	Chain	Res	Type	Atoms	Z	Observed(°)	Ideal(°)
19	1	602	CLA	O2D-CGD-O1D	-2.77	118.45	123.85
19	B	1204	CLA	C1B-CHB-C4A	-2.77	124.75	130.04
23	1	630	LHG	C11-C10-C9	-2.77	100.36	114.37
19	H	200	CLA	CMB-C2B-C3B	2.77	130.22	124.68
22	K	301	BCR	C15-C16-C17	-2.77	117.86	123.52
19	B	1228	CLA	O2D-CGD-O1D	-2.77	118.46	123.85
27	2	608	CHL	C3D-C4D-ND	2.76	114.48	109.99
27	1	607	CHL	C1C-C2C-C3C	-2.76	104.74	107.28
19	A	1121	CLA	C2D-C1D-ND	-2.76	107.40	110.13
19	1	612	CLA	O2D-CGD-O1D	-2.76	118.48	123.85
19	3	607	CLA	O2D-CGD-O1D	-2.76	118.48	123.85
19	A	1106	CLA	O2D-CGD-O1D	-2.76	118.48	123.85
19	B	1228	CLA	C1B-CHB-C4A	-2.75	124.79	130.04
22	B	4010	BCR	C32-C1-C6	2.75	114.56	110.24
19	A	1118	CLA	O2D-CGD-O1D	-2.75	118.49	123.85
28	2	621	LUT	C38-C25-C24	-2.75	116.85	123.36
19	A	1120	CLA	O2D-CGD-O1D	-2.75	118.49	123.85
22	B	4010	BCR	C24-C23-C22	-2.75	122.17	126.23
19	A	1128	CLA	C2D-C1D-ND	-2.75	107.41	110.13
22	G	311	BCR	C28-C27-C26	-2.75	109.16	114.06
19	B	1210	CLA	O2D-CGD-O1D	-2.74	118.51	123.85
19	B	1210	CLA	C1B-CHB-C4A	-2.74	124.81	130.04
19	A	1126	CLA	C2D-C1D-ND	-2.74	107.41	110.13
19	3	602	CLA	O2D-CGD-O1D	-2.74	118.51	123.85
19	B	1205	CLA	C6-C5-C3	2.74	120.15	113.47
19	B	1023	CLA	C1D-ND-C4D	-2.74	104.39	106.31
22	A	4007	BCR	C15-C14-C13	-2.74	123.43	127.28
22	B	4009	BCR	C27-C26-C25	2.74	126.41	122.70
22	3	623	BCR	C27-C26-C25	2.74	126.40	122.70
19	A	1125	CLA	CHD-C1D-ND	-2.74	120.95	124.80
24	2	631	LMG	O6-C1-O1	-2.74	103.58	110.04
19	B	1229	CLA	C1B-CHB-C4A	-2.73	124.83	130.04
19	A	1139	CLA	CMB-C2B-C3B	2.73	130.15	124.68
19	K	201	CLA	C1B-CHB-C4A	-2.73	124.83	130.04
19	1	610	CLA	C6-C5-C3	2.73	120.13	113.47
27	1	607	CHL	CBA-CAA-C2A	2.73	121.93	113.79
19	B	1201	CLA	O2D-CGD-O1D	-2.73	118.53	123.85
28	1	620	LUT	C37-C21-C36	-2.73	103.90	107.87
19	B	1231	CLA	O2D-CGD-O1D	-2.73	118.53	123.85
19	K	203	CLA	C3A-C4A-CHB	-2.73	120.57	123.91
28	4	620	LUT	C36-C21-C22	-2.73	104.32	109.41
27	4	606	CHL	CMD-C2D-C3D	-2.73	121.43	127.69

Continued on next page...

Continued from previous page...

Mol	Chain	Res	Type	Atoms	Z	Observed(°)	Ideal(°)
19	B	1234	CLA	CHA-C1A-NA	-2.72	120.22	126.39
19	A	1138	CLA	CMB-C2B-C3B	2.72	130.12	124.68
27	4	607	CHL	CMD-C2D-C3D	-2.72	121.45	127.69
22	L	419	BCR	C2-C1-C6	2.72	114.39	110.44
22	B	4017	BCR	C24-C23-C22	-2.72	122.21	126.23
19	A	1133	CLA	O2D-CGD-O1D	-2.72	118.56	123.85
22	J	213	BCR	C29-C30-C25	2.72	114.38	110.44
19	3	613	CLA	O2D-CGD-O1D	-2.72	118.56	123.85
27	1	601	CHL	O2A-CGA-CBA	2.71	120.11	111.83
19	A	1116	CLA	CMB-C2B-C3B	2.71	130.11	124.68
19	A	1105	CLA	CHD-C1D-ND	-2.71	120.98	124.80
19	B	1220	CLA	CMB-C2B-C3B	2.71	130.10	124.68
28	2	620	LUT	C35-C15-C14	2.71	129.07	123.52
19	A	1102	CLA	O2D-CGD-O1D	-2.71	118.57	123.85
19	B	1217	CLA	C1B-CHB-C4A	-2.71	124.87	130.04
19	A	1137	CLA	O2D-CGD-O1D	-2.71	118.57	123.85
22	3	624	BCR	C28-C27-C26	-2.71	109.23	114.06
19	B	1235	CLA	C1B-CHB-C4A	-2.71	124.88	130.04
19	1	611	CLA	C4A-NA-C1A	2.71	107.91	106.68
25	1	631	LMT	C3'-C4'-C5'	-2.70	104.93	110.93
19	4	609	CLA	C1B-CHB-C4A	-2.70	124.89	130.04
22	1	623	BCR	C27-C26-C25	2.70	126.35	122.70
19	B	1217	CLA	O2D-CGD-O1D	-2.70	118.59	123.85
22	B	2004	BCR	C15-C14-C13	-2.70	123.50	127.28
27	4	615	CHL	C1C-C2C-C3C	-2.70	104.80	107.28
28	4	620	LUT	C15-C14-C13	2.70	131.06	127.28
19	3	604	CLA	C1B-CHB-C4A	-2.69	124.91	130.04
19	B	1236	CLA	C1B-CHB-C4A	-2.69	124.91	130.04
28	1	620	LUT	C37-C21-C26	-2.69	105.47	109.55
19	B	1219	CLA	CMB-C2B-C3B	2.69	130.06	124.68
19	B	1239	CLA	C3C-C4C-NC	-2.69	106.99	110.43
19	A	1127	CLA	CHA-C1A-NA	-2.69	120.31	126.39
19	B	1231	CLA	C1B-CHB-C4A	-2.69	124.92	130.04
19	3	614	CLA	C1B-CHB-C4A	-2.69	124.92	130.04
19	B	1209	CLA	O2D-CGD-O1D	-2.68	118.62	123.85
19	1	609	CLA	O2D-CGD-O1D	-2.68	118.62	123.85
19	1	614	CLA	O2D-CGD-O1D	-2.68	118.63	123.85
19	L	301	CLA	O2D-CGD-O1D	-2.68	118.63	123.85
27	4	615	CHL	CMD-C2D-C3D	-2.68	121.55	127.69
19	B	1023	CLA	C1B-CHB-C4A	-2.67	124.94	130.04
28	3	621	LUT	C22-C23-C24	-2.67	107.22	111.18
19	K	203	CLA	C3B-C4B-NB	-2.67	107.76	110.11

Continued on next page...

Continued from previous page...

Mol	Chain	Res	Type	Atoms	Z	Observed(°)	Ideal(°)
19	B	1229	CLA	O2D-CGD-O1D	-2.67	118.65	123.85
23	A	5003	LHG	O8-C23-C24	2.67	119.97	111.83
19	A	1113	CLA	C1B-CHB-C4A	-2.67	124.95	130.04
19	B	1222	CLA	C2D-C1D-ND	-2.67	107.49	110.13
22	I	118	BCR	C27-C26-C25	2.66	126.31	122.70
19	B	1224	CLA	O2D-CGD-O1D	-2.66	118.67	123.85
19	A	1135	CLA	CMB-C2B-C3B	2.66	130.00	124.68
27	2	615	CHL	CMD-C2D-C3D	-2.66	121.58	127.69
19	L	301	CLA	C3C-C4C-NC	-2.66	107.02	110.43
19	L	302	CLA	O2D-CGD-O1D	-2.66	118.67	123.85
22	I	120	BCR	C11-C10-C9	-2.66	123.55	127.28
27	4	615	CHL	CMB-C2B-C3B	2.66	129.99	124.68
19	F	303	CLA	C3B-C4B-NB	-2.66	107.78	110.11
27	1	601	CHL	O2D-CGD-O1D	-2.66	118.68	123.85
19	F	303	CLA	C3A-C4A-CHB	-2.65	120.66	123.91
19	4	604	CLA	CMB-C2B-C3B	2.65	129.99	124.68
19	G	218	CLA	C1B-CHB-C4A	-2.65	124.98	130.04
19	B	1223	CLA	CHD-C1D-ND	-2.65	121.08	124.80
19	1	612	CLA	CMB-C2B-C3B	2.65	129.97	124.68
27	2	611	CHL	O2A-CGA-CBA	2.65	119.90	111.83
19	A	1105	CLA	C1B-CHB-C4A	-2.64	125.00	130.04
19	K	204	CLA	CMC-C2C-C1C	-2.64	120.90	125.03
19	A	1112	CLA	CMB-C2B-C3B	2.64	129.97	124.68
19	L	302	CLA	CHD-C1D-ND	-2.64	121.08	124.80
19	B	1240	CLA	CMB-C2B-C3B	2.64	129.96	124.68
19	3	603	CLA	CMB-C2B-C3B	2.64	129.96	124.68
19	1	613	CLA	CHD-C1D-ND	-2.64	121.09	124.80
19	B	1232	CLA	CHA-C1A-NA	-2.64	120.42	126.39
19	A	1136	CLA	O2D-CGD-O1D	-2.64	118.72	123.85
19	K	204	CLA	C1C-C2C-C3C	-2.64	104.21	106.98
19	B	1213	CLA	C3B-C4B-NB	-2.64	105.80	109.21
19	B	1227	CLA	O2D-CGD-O1D	-2.63	118.72	123.85
19	B	1212	CLA	O2D-CGD-O1D	-2.63	118.72	123.85
19	1	612	CLA	C1B-CHB-C4A	-2.63	125.02	130.04
19	1	604	CLA	CMB-C2B-C3B	2.63	129.94	124.68
19	3	605	CLA	C1C-NC-C4C	2.63	107.88	106.68
28	4	620	LUT	C37-C21-C26	-2.63	105.57	109.55
22	A	4011	BCR	C1-C6-C5	-2.62	119.05	122.64
27	1	601	CHL	CMB-C2B-C3B	2.62	129.93	124.68
19	3	605	CLA	C3B-C4B-NB	-2.62	107.81	110.11
19	A	1108	CLA	C1B-CHB-C4A	-2.62	125.05	130.04
22	B	2004	BCR	C39-C30-C25	2.62	114.35	110.24

Continued on next page...

Continued from previous page...

Mol	Chain	Res	Type	Atoms	Z	Observed(°)	Ideal(°)
22	A	4008	BCR	C31-C1-C6	2.62	114.34	110.24
22	B	4006	BCR	C27-C26-C25	2.62	126.24	122.70
28	2	620	LUT	C20-C13-C14	-2.61	118.58	122.82
22	A	4002	BCR	C27-C26-C25	2.61	126.23	122.70
28	2	620	LUT	C15-C14-C13	-2.61	123.62	127.28
19	A	1801	CLA	CMB-C2B-C3B	2.61	129.90	124.68
19	B	1222	CLA	C2A-C1A-CHA	2.61	128.39	123.87
19	3	609	CLA	CMB-C2B-C3B	2.61	129.89	124.68
27	2	608	CHL	CMD-C2D-C3D	-2.61	121.71	127.69
19	A	1101	CLA	CHD-C1D-ND	-2.61	121.13	124.80
19	3	613	CLA	C1B-CHB-C4A	-2.61	125.07	130.04
19	A	1125	CLA	CAA-CBA-CGA	-2.61	105.81	113.21
19	B	1227	CLA	CMB-C2B-C3B	2.60	129.89	124.68
27	2	611	CHL	C4D-CHA-C1A	-2.60	118.14	121.24
22	B	4010	BCR	C7-C8-C9	-2.60	122.39	126.23
19	1	606	CLA	C1B-CHB-C4A	-2.60	125.09	130.04
19	G	218	CLA	CMB-C2B-C3B	2.60	129.87	124.68
23	1	630	LHG	O8-C23-C24	2.60	119.75	111.83
19	2	604	CLA	C1B-CHB-C4A	-2.60	125.09	130.04
19	A	1110	CLA	CMB-C2B-C3B	2.59	129.87	124.68
25	G	401	LMT	C3'-C4'-C5'	-2.59	105.18	110.93
18	A	1011	CL0	CMB-C2B-C3B	2.59	129.87	124.68
23	A	5001	LHG	O8-C23-C24	2.59	119.74	111.83
19	A	1137	CLA	C1B-CHB-C4A	-2.59	125.09	130.04
19	G	201	CLA	C1B-CHB-C4A	-2.59	125.10	130.04
19	B	1205	CLA	C1-C2-C3	-2.59	121.95	126.20
19	B	1230	CLA	C4D-C3D-CAD	-2.59	105.29	108.11
27	2	611	CHL	CMB-C2B-C3B	2.59	129.86	124.68
19	B	1203	CLA	C3C-C4C-NC	-2.59	107.11	110.43
19	A	1135	CLA	CAC-C3C-C2C	-2.59	122.80	127.56
22	1	623	BCR	C15-C16-C17	-2.59	118.22	123.52
22	G	311	BCR	C2-C1-C6	2.59	114.20	110.44
19	B	1223	CLA	O2D-CGD-O1D	-2.59	118.81	123.85
19	K	202	CLA	CMB-C2B-C3B	2.59	129.85	124.68
19	B	1237	CLA	O2D-CGD-O1D	-2.58	118.82	123.85
22	B	4017	BCR	C27-C26-C25	2.58	126.19	122.70
22	L	420	BCR	C15-C14-C13	-2.58	123.66	127.28
22	K	301	BCR	C15-C14-C13	-2.58	123.66	127.28
19	B	1216	CLA	CAC-C3C-C2C	-2.58	122.82	127.56
26	B	5002	DGD	CDB-CCB-CBB	-2.58	101.34	114.37
27	2	601	CHL	O1D-CGD-CBD	-2.58	119.44	124.52
28	4	623	LUT	C15-C35-C34	-2.57	118.25	123.52

Continued on next page...

Continued from previous page...

Mol	Chain	Res	Type	Atoms	Z	Observed(°)	Ideal(°)
22	A	4008	BCR	C40-C30-C29	-2.57	99.07	108.95
19	B	1232	CLA	C2A-C1A-CHA	2.57	128.33	123.87
22	A	4007	BCR	C11-C10-C9	-2.57	123.67	127.28
19	B	1213	CLA	CHD-C1D-ND	-2.57	121.19	124.80
19	A	1132	CLA	CHD-C1D-C2D	2.57	130.83	125.49
22	L	419	BCR	C15-C16-C17	-2.57	118.27	123.52
19	3	602	CLA	C1B-CHB-C4A	-2.57	125.15	130.04
27	2	611	CHL	C1C-C2C-C3C	-2.57	104.92	107.28
19	3	607	CLA	CMB-C2B-C3B	2.56	129.81	124.68
19	B	1210	CLA	CMB-C2B-C3B	2.56	129.81	124.68
23	2	630	LHG	O8-C23-C24	2.56	119.65	111.83
19	2	609	CLA	C1B-CHB-C4A	-2.56	125.15	130.04
19	4	601	CLA	O2D-CGD-O1D	-2.56	118.87	123.85
27	2	607	CHL	CMB-C2B-C3B	2.56	129.79	124.68
19	B	1211	CLA	C1B-CHB-C4A	-2.56	125.17	130.04
19	H	200	CLA	C1B-CHB-C4A	-2.56	125.17	130.04
19	B	1231	CLA	C3C-C4C-NC	-2.55	107.16	110.43
19	A	1801	CLA	C1B-CHB-C4A	-2.55	125.17	130.04
19	4	611	CLA	C2D-C1D-ND	-2.55	107.60	110.13
27	4	606	CHL	CMB-C2B-C3B	2.55	129.78	124.68
28	4	623	LUT	C38-C25-C24	-2.55	117.33	123.36
19	A	1101	CLA	C1B-CHB-C4A	-2.55	125.18	130.04
22	A	4007	BCR	C30-C25-C24	2.54	122.54	115.65
19	A	1131	CLA	C1B-CHB-C4A	-2.53	125.21	130.04
19	A	8895	CLA	CMB-C2B-C3B	2.53	129.74	124.68
19	K	204	CLA	C2C-C1C-NC	-2.53	107.32	109.98
19	A	1109	CLA	C2D-C1D-ND	-2.53	107.62	110.13
19	B	1208	CLA	C1B-CHB-C4A	-2.53	125.22	130.04
19	1	608	CLA	C1B-CHB-C4A	-2.53	125.22	130.04
19	A	1107	CLA	C1B-CHB-C4A	-2.53	125.22	130.04
19	B	1203	CLA	C1B-CHB-C4A	-2.53	125.22	130.04
19	B	1222	CLA	CMB-C2B-C3B	2.52	129.73	124.68
19	A	1136	CLA	C1B-CHB-C4A	-2.52	125.23	130.04
22	L	420	BCR	C33-C5-C4	-2.52	108.22	113.60
27	4	608	CHL	O2A-CGA-CBA	2.52	119.53	111.83
22	A	4011	BCR	C27-C26-C25	2.52	126.11	122.70
19	1	603	CLA	O2A-CGA-O1A	-2.52	117.32	123.63
22	G	311	BCR	C24-C23-C22	-2.52	122.51	126.23
22	L	419	BCR	C24-C25-C26	-2.52	115.75	121.56
22	B	4010	BCR	C27-C26-C25	2.52	126.11	122.70
19	L	301	CLA	C1B-CHB-C4A	-2.52	125.24	130.04
28	3	621	LUT	C15-C14-C13	2.52	130.81	127.28

Continued on next page...

Continued from previous page...

Mol	Chain	Res	Type	Atoms	Z	Observed(°)	Ideal(°)
19	A	8895	CLA	O2D-CGD-O1D	-2.52	118.95	123.85
19	A	1127	CLA	C1B-CHB-C4A	-2.52	125.24	130.04
28	1	621	LUT	C7-C8-C9	-2.52	122.51	126.23
19	A	1120	CLA	C1B-CHB-C4A	-2.51	125.25	130.04
22	B	4009	BCR	C24-C23-C22	-2.51	122.52	126.23
19	B	1227	CLA	C1B-CHB-C4A	-2.51	125.25	130.04
19	3	612	CLA	CMB-C2B-C3B	2.51	129.70	124.68
19	B	1214	CLA	CHA-C1A-NA	-2.51	120.71	126.39
19	B	1216	CLA	C4A-NA-C1A	2.51	107.82	106.68
19	A	1124	CLA	O2D-CGD-O1D	-2.51	118.97	123.85
22	K	301	BCR	C7-C8-C9	-2.50	122.53	126.23
19	4	611	CLA	C1B-CHB-C4A	-2.50	125.27	130.04
28	1	621	LUT	C39-C29-C30	-2.50	118.76	122.82
19	B	1214	CLA	O2D-CGD-O1D	-2.50	118.98	123.85
19	3	603	CLA	CHB-C4A-NA	2.50	128.01	124.40
22	A	4008	BCR	C33-C5-C6	-2.50	121.76	124.48
22	B	4006	BCR	C15-C16-C17	-2.50	118.41	123.52
19	3	610	CLA	C1B-CHB-C4A	-2.50	125.28	130.04
27	2	615	CHL	CMB-C2B-C3B	2.50	129.67	124.68
27	2	615	CHL	O2D-CGD-O1D	-2.50	118.99	123.85
22	B	4005	BCR	C27-C26-C25	2.50	126.08	122.70
19	2	609	CLA	CHA-C1A-NA	-2.49	120.74	126.39
19	A	1132	CLA	C2D-C1D-ND	-2.49	107.66	110.13
28	3	621	LUT	C30-C31-C32	2.49	130.42	123.20
22	A	4007	BCR	C7-C6-C5	2.49	127.29	121.56
19	4	603	CLA	CHB-C4A-NA	2.49	127.99	124.40
28	2	620	LUT	C30-C31-C32	2.49	130.41	123.20
19	A	1114	CLA	C1B-CHB-C4A	-2.49	125.29	130.04
19	1	610	CLA	C4-C3-C5	2.49	119.55	115.23
23	A	5003	LHG	C11-C10-C9	-2.49	101.80	114.37
19	B	1214	CLA	C3B-C4B-NB	-2.49	106.00	109.21
19	A	1013	CLA	C2D-C1D-ND	-2.48	107.67	110.13
19	B	1023	CLA	CMD-C2D-C1D	-2.48	120.36	124.73
22	J	212	BCR	C16-C15-C14	-2.48	118.45	123.52
19	A	1125	CLA	C1B-CHB-C4A	-2.48	125.31	130.04
19	B	1238	CLA	CHA-C1A-NA	-2.48	120.78	126.39
19	4	613	CLA	CMB-C2B-C3B	2.48	129.63	124.68
22	B	4010	BCR	C1-C6-C5	-2.47	119.25	122.64
22	A	4007	BCR	C38-C26-C27	-2.47	108.32	113.60
19	A	1134	CLA	C1B-CHB-C4A	-2.47	125.33	130.04
19	A	1109	CLA	C3C-C4C-NC	-2.47	107.26	110.43
27	4	608	CHL	CMB-C2B-C3B	2.47	129.62	124.68

Continued on next page...

Continued from previous page...

Mol	Chain	Res	Type	Atoms	Z	Observed(°)	Ideal(°)
19	B	1230	CLA	CMB-C2B-C3B	2.47	129.62	124.68
19	K	201	CLA	CMB-C2B-C3B	2.47	129.62	124.68
19	4	602	CLA	CHA-C1A-NA	-2.47	120.80	126.39
19	B	1210	CLA	CAA-CBA-CGA	-2.47	106.20	113.21
22	G	311	BCR	C29-C30-C25	2.47	114.02	110.44
19	3	605	CLA	C3A-C4A-CHB	-2.47	120.89	123.91
19	4	611	CLA	C3B-C4B-NB	-2.47	106.02	109.21
19	B	1203	CLA	O2A-CGA-O1A	-2.47	117.46	123.63
22	B	4010	BCR	C20-C19-C18	-2.47	119.60	126.36
19	B	1203	CLA	CHB-C4A-NA	2.46	127.96	124.40
19	L	303	CLA	CHB-C4A-NA	2.46	127.96	124.40
19	A	1115	CLA	CHD-C1D-ND	-2.46	121.33	124.80
25	A	5004	LMT	O1B-C4'-C3'	2.46	113.49	107.23
19	2	610	CLA	C4A-NA-C1A	2.46	107.80	106.68
19	A	5005	CLA	CMB-C2B-C3B	2.46	129.61	124.68
19	B	1238	CLA	O2D-CGD-O1D	-2.46	119.06	123.85
19	B	1219	CLA	C3C-C4C-NC	-2.46	107.28	110.43
19	A	1128	CLA	C1B-CHB-C4A	-2.46	125.34	130.04
19	G	201	CLA	CMB-C2B-C3B	2.46	129.60	124.68
19	K	202	CLA	CAC-C3C-C2C	-2.46	123.04	127.56
19	K	202	CLA	C1B-CHB-C4A	-2.46	125.35	130.04
19	1	615	CLA	C1B-CHB-C4A	-2.46	125.35	130.04
19	A	1132	CLA	CHD-C1D-ND	-2.46	121.34	124.80
27	2	611	CHL	CAA-C2A-C3A	-2.46	106.36	113.00
19	3	606	CLA	CMB-C2B-C3B	2.46	129.59	124.68
22	B	2004	BCR	C27-C26-C25	2.46	126.02	122.70
22	1	623	BCR	C35-C13-C12	2.45	120.23	114.59
19	2	614	CLA	C2D-C1D-ND	-2.45	107.70	110.13
19	1	612	CLA	CHB-C4A-NA	2.45	127.94	124.40
19	F	303	CLA	C1C-NC-C4C	2.45	107.80	106.68
19	B	1240	CLA	C1B-CHB-C4A	-2.45	125.37	130.04
19	A	1104	CLA	C11-C12-C13	-2.45	107.83	115.97
19	B	1232	CLA	C1B-CHB-C4A	-2.45	125.37	130.04
22	L	420	BCR	C7-C6-C5	2.45	127.19	121.56
27	2	601	CHL	C4-C3-C5	2.44	119.47	115.23
18	A	1011	CL0	C1B-CHB-C4A	-2.44	125.38	130.04
19	3	609	CLA	C1B-CHB-C4A	-2.44	125.38	130.04
19	B	1221	CLA	CMB-C2B-C3B	2.44	129.56	124.68
19	B	1219	CLA	CHD-C1D-ND	-2.44	121.37	124.80
19	A	5005	CLA	CHA-C1A-NA	-2.44	120.87	126.39
19	A	1127	CLA	C1-C2-C3	-2.44	122.20	126.20
22	B	4014	BCR	C15-C16-C17	-2.44	118.53	123.52

Continued on next page...

Continued from previous page...

Mol	Chain	Res	Type	Atoms	Z	Observed(°)	Ideal(°)
22	3	624	BCR	C29-C30-C25	2.44	113.98	110.44
19	A	1128	CLA	CHD-C1D-ND	-2.44	121.38	124.80
19	B	1203	CLA	CMB-C2B-C3B	2.43	129.55	124.68
27	2	606	CHL	C1C-C2C-C3C	-2.43	105.04	107.28
19	A	1134	CLA	C3B-C4B-NB	-2.43	106.06	109.21
19	K	204	CLA	CMB-C2B-C3B	2.43	129.54	124.68
19	1	612	CLA	C2D-C1D-ND	-2.43	107.72	110.13
19	1	610	CLA	O2A-CGA-O1A	-2.43	117.54	123.63
27	2	606	CHL	O2D-CGD-O1D	-2.43	119.11	123.85
23	A	5001	LHG	C20-C19-C18	-2.43	102.08	114.37
23	B	5101	LHG	C11-C10-C9	-2.43	102.08	114.37
19	1	614	CLA	C1B-CHB-C4A	-2.43	125.41	130.04
19	1	609	CLA	C3B-C4B-NB	-2.43	106.07	109.21
19	2	609	CLA	CMB-C2B-C3B	2.43	129.54	124.68
19	2	612	CLA	CMB-C2B-C3B	2.43	129.53	124.68
19	3	611	CLA	CMB-C2B-C3B	2.43	129.53	124.68
19	B	1220	CLA	C2D-C1D-ND	-2.43	107.72	110.13
19	A	1131	CLA	C1-C2-C3	-2.43	122.22	126.20
19	A	1112	CLA	C3C-C4C-NC	-2.43	107.32	110.43
22	3	623	BCR	C11-C10-C9	-2.43	123.88	127.28
19	3	617	CLA	CMB-C2B-C3B	2.42	129.53	124.68
19	A	5005	CLA	O2D-CGD-CBD	2.42	115.47	111.23
19	F	301	CLA	CMB-C2B-C3B	2.42	129.53	124.68
19	A	1116	CLA	O2D-CGD-O1D	-2.42	119.13	123.85
19	A	1126	CLA	C3B-C4B-NB	-2.42	106.08	109.21
19	3	613	CLA	CMB-C2B-C3B	2.42	129.52	124.68
19	L	301	CLA	CMB-C2B-C3B	2.42	129.52	124.68
19	A	1119	CLA	C3B-C4B-NB	-2.42	106.08	109.21
19	1	613	CLA	C2D-C1D-ND	-2.42	107.73	110.13
22	M	4021	BCR	C15-C16-C17	-2.42	118.57	123.52
19	4	609	CLA	CHA-C1A-NA	-2.42	120.91	126.39
27	2	601	CHL	CAA-C2A-C3A	-2.42	106.46	113.00
28	2	620	LUT	C1-C6-C5	-2.42	119.33	122.64
22	A	4003	BCR	C38-C26-C27	-2.42	108.44	113.60
19	3	607	CLA	C1B-CHB-C4A	-2.42	125.43	130.04
27	2	602	CHL	C1-C2-C3	-2.42	122.24	126.20
19	B	1217	CLA	CMB-C2B-C3B	2.42	129.51	124.68
19	K	204	CLA	C1B-CHB-C4A	-2.42	125.43	130.04
22	A	4011	BCR	C32-C1-C6	2.42	114.03	110.24
27	4	606	CHL	O2D-CGD-O1D	-2.42	119.14	123.85
19	A	1126	CLA	C3C-C4C-NC	-2.42	107.33	110.43
19	A	1118	CLA	C1B-CHB-C4A	-2.42	125.43	130.04

Continued on next page...

Continued from previous page...

Mol	Chain	Res	Type	Atoms	Z	Observed(°)	Ideal(°)
19	J	102	CLA	CMB-C2B-C3B	2.41	129.50	124.68
22	B	4009	BCR	C10-C11-C12	-2.41	116.21	123.20
19	4	610	CLA	CHA-C1A-NA	-2.41	120.93	126.39
19	F	302	CLA	CMB-C2B-C3B	2.41	129.50	124.68
19	L	301	CLA	C2C-C1C-NC	-2.41	107.45	109.98
19	A	1127	CLA	CHD-C1D-ND	-2.41	121.41	124.80
19	1	610	CLA	CHA-C1A-NA	-2.41	120.94	126.39
22	J	213	BCR	C28-C27-C26	-2.41	109.76	114.06
27	1	601	CHL	CAA-C2A-C3A	-2.41	106.50	113.00
27	2	601	CHL	CMB-C2B-C3B	2.41	129.49	124.68
19	3	609	CLA	CHD-C1D-ND	-2.40	121.42	124.80
19	B	1210	CLA	C1-C2-C3	-2.40	122.26	126.20
19	A	1139	CLA	C1B-CHB-C4A	-2.40	125.46	130.04
19	1	603	CLA	C3B-C4B-NB	-2.40	106.11	109.21
19	1	603	CLA	CHA-C1A-NA	-2.40	120.96	126.39
19	B	1239	CLA	C1B-CHB-C4A	-2.40	125.47	130.04
19	3	611	CLA	C1B-CHB-C4A	-2.40	125.47	130.04
19	A	1121	CLA	C1B-CHB-C4A	-2.40	125.47	130.04
19	L	303	CLA	CHD-C1D-ND	-2.39	121.43	124.80
19	A	5005	CLA	O2A-CGA-O1A	-2.39	117.64	123.63
27	2	608	CHL	CMB-C2B-C3B	2.39	129.46	124.68
28	4	621	LUT	C35-C15-C14	2.39	128.41	123.52
22	J	213	BCR	C24-C23-C22	-2.39	122.70	126.23
28	2	620	LUT	C12-C13-C14	2.39	122.76	119.01
19	G	202	CLA	CMB-C2B-C3B	2.39	129.45	124.68
19	B	1235	CLA	CHD-C1D-ND	-2.39	121.44	124.80
22	J	212	BCR	C15-C16-C17	-2.38	118.64	123.52
19	A	1127	CLA	O2D-CGD-O1D	-2.38	119.21	123.85
19	B	1202	CLA	C1B-CHB-C4A	-2.38	125.50	130.04
27	2	601	CHL	C1C-C2C-C3C	-2.38	105.09	107.28
23	3	630	LHG	C11-C10-C9	-2.38	102.33	114.37
19	4	612	CLA	CMB-C2B-C3B	2.38	129.44	124.68
22	3	624	BCR	C24-C23-C22	-2.38	122.71	126.23
19	B	1202	CLA	CHA-C1A-NA	-2.38	121.00	126.39
27	2	611	CHL	C4-C3-C5	2.38	119.36	115.23
22	B	4005	BCR	C24-C23-C22	-2.38	122.72	126.23
19	1	611	CLA	CMB-C2B-C3B	2.38	129.44	124.68
19	1	602	CLA	C1B-CHB-C4A	-2.38	125.51	130.04
22	B	4010	BCR	C20-C21-C22	-2.38	123.94	127.28
19	4	604	CLA	CHA-C1A-NA	-2.38	121.01	126.39
19	A	5005	CLA	CHD-C1D-ND	-2.38	121.46	124.80
19	4	610	CLA	C2D-C1D-ND	-2.37	107.78	110.13

Continued on next page...

Continued from previous page...

Mol	Chain	Res	Type	Atoms	Z	Observed(°)	Ideal(°)
22	M	4021	BCR	C29-C30-C25	2.37	113.89	110.44
19	B	1223	CLA	C1B-CHB-C4A	-2.37	125.52	130.04
22	L	419	BCR	C23-C24-C25	2.37	133.33	127.00
19	A	1121	CLA	CHD-C1D-ND	-2.37	121.47	124.80
27	4	607	CHL	O2D-CGD-O1D	-2.37	119.23	123.85
19	B	1012	CLA	CAA-C2A-C3A	-2.37	106.60	113.00
27	3	608	CHL	CMB-C2B-C3B	2.37	129.42	124.68
22	3	624	BCR	C11-C10-C9	-2.37	123.96	127.28
19	A	1136	CLA	C3B-C4B-NB	-2.37	106.15	109.21
19	B	1231	CLA	CHB-C4A-NA	2.37	127.81	124.40
22	3	624	BCR	C3-C4-C5	-2.36	109.84	114.06
22	A	4011	BCR	C2-C1-C6	2.36	113.87	110.44
19	3	614	CLA	CMB-C2B-C3B	2.36	129.41	124.68
19	K	204	CLA	CHD-C1D-ND	-2.36	121.48	124.80
19	1	615	CLA	CMB-C2B-C3B	2.36	129.41	124.68
19	B	1215	CLA	CHD-C1D-ND	-2.36	121.48	124.80
22	B	4006	BCR	C29-C30-C25	2.36	113.87	110.44
19	2	612	CLA	C1B-CHB-C4A	-2.36	125.54	130.04
19	B	1236	CLA	CMB-C2B-C3B	2.36	129.39	124.68
19	B	1224	CLA	C3C-C4C-NC	-2.36	107.41	110.43
19	A	1126	CLA	CHD-C1D-ND	-2.36	121.49	124.80
19	J	102	CLA	C1B-CHB-C4A	-2.35	125.55	130.04
19	4	611	CLA	CHD-C1D-ND	-2.35	121.49	124.80
19	4	613	CLA	O2A-CGA-O1A	-2.35	117.74	123.63
19	F	302	CLA	C1B-CHB-C4A	-2.35	125.55	130.04
19	B	1216	CLA	C1-C2-C3	-2.35	122.34	126.20
19	A	1117	CLA	C16-C17-C18	-2.35	105.44	115.94
26	B	5002	DGD	C3D-C4D-C5D	-2.35	105.97	110.23
19	A	1107	CLA	CHB-C4A-NA	2.35	127.79	124.40
28	2	620	LUT	C1-C6-C7	2.35	122.03	115.65
19	4	609	CLA	CMB-C2B-C3B	2.35	129.38	124.68
22	B	4014	BCR	C29-C30-C25	2.35	113.85	110.44
22	B	4009	BCR	C15-C14-C13	-2.35	123.99	127.28
28	4	620	LUT	C11-C10-C9	2.35	130.57	127.28
19	G	202	CLA	C1B-CHB-C4A	-2.34	125.57	130.04
19	B	1227	CLA	CHA-C1A-NA	-2.34	121.08	126.39
22	J	213	BCR	C15-C14-C13	-2.34	123.99	127.28
22	F	416	BCR	C15-C16-C17	-2.34	118.73	123.52
22	L	419	BCR	C31-C1-C6	2.34	113.92	110.24
19	2	614	CLA	CMB-C2B-C3B	2.34	129.36	124.68
27	1	601	CHL	CMD-C2D-C3D	-2.34	122.32	127.69
19	B	1232	CLA	CMB-C2B-C3B	2.34	129.36	124.68

Continued on next page...

Continued from previous page...

Mol	Chain	Res	Type	Atoms	Z	Observed(°)	Ideal(°)
19	B	1229	CLA	CHD-C1D-ND	-2.34	121.51	124.80
19	A	1117	CLA	C1B-CHB-C4A	-2.34	125.58	130.04
26	B	5002	DGD	O3G-C3G-C2G	-2.34	105.13	110.82
19	2	614	CLA	C1B-CHB-C4A	-2.34	125.58	130.04
22	I	118	BCR	C3-C4-C5	-2.34	109.89	114.06
22	A	4007	BCR	C40-C30-C29	-2.34	99.98	108.95
19	B	1226	CLA	C3C-C4C-NC	-2.33	107.44	110.43
19	B	1230	CLA	CHD-C1D-ND	-2.33	121.52	124.80
19	A	1104	CLA	C1B-CHB-C4A	-2.33	125.59	130.04
27	4	608	CHL	C1C-C2C-C3C	-2.33	105.14	107.28
19	A	1126	CLA	CHA-C1A-NA	-2.33	121.12	126.39
19	2	612	CLA	O2A-CGA-O1A	-2.33	117.81	123.63
19	B	1204	CLA	CMB-C2B-C3B	2.33	129.33	124.68
19	1	613	CLA	C2A-C1A-CHA	2.33	127.90	123.87
19	2	613	CLA	CMB-C2B-C3B	2.33	129.33	124.68
19	A	1113	CLA	C3C-C4C-NC	-2.33	107.45	110.43
27	4	615	CHL	O2D-CGD-O1D	-2.32	119.32	123.85
19	B	1219	CLA	C4D-C3D-CAD	-2.32	105.58	108.11
27	1	607	CHL	O2A-CGA-CBA	2.32	120.92	112.14
23	4	630	LHG	C11-C10-C9	-2.32	102.62	114.37
19	A	1131	CLA	CMB-C2B-C3B	2.32	129.33	124.68
19	B	1023	CLA	CMD-C2D-C3D	2.32	133.02	127.69
19	B	1212	CLA	CHD-C1D-ND	-2.32	121.54	124.80
22	I	120	BCR	C28-C27-C26	-2.32	109.92	114.06
19	B	1238	CLA	C3B-C4B-NB	-2.32	106.21	109.21
19	A	1114	CLA	CHA-C1A-NA	-2.32	121.14	126.39
19	B	1203	CLA	CHD-C1D-ND	-2.32	121.54	124.80
24	J	301	LMG	O6-C1-O1	-2.32	104.57	110.04
23	B	5101	LHG	O8-C23-C24	2.32	118.90	111.83
24	J	301	LMG	O3-C3-C2	-2.32	104.92	110.38
19	4	612	CLA	C1B-CHB-C4A	-2.32	125.62	130.04
19	B	1209	CLA	C1B-CHB-C4A	-2.32	125.62	130.04
19	A	1128	CLA	C1-C2-C3	-2.32	122.40	126.20
22	L	419	BCR	C40-C30-C29	-2.31	100.06	108.95
19	L	302	CLA	C1-O2A-CGA	2.31	122.25	116.65
22	3	624	BCR	C7-C8-C9	-2.31	122.81	126.23
19	A	1140	CLA	C1B-CHB-C4A	-2.31	125.63	130.04
19	3	606	CLA	C1B-CHB-C4A	-2.31	125.63	130.04
19	1	608	CLA	C1-C2-C3	-2.31	123.02	126.76
19	B	1214	CLA	C3C-C4C-NC	-2.31	107.47	110.43
19	A	1131	CLA	C3B-C4B-NB	-2.31	106.22	109.21
19	B	1206	CLA	CHD-C1D-ND	-2.31	121.55	124.80

Continued on next page...

Continued from previous page...

Mol	Chain	Res	Type	Atoms	Z	Observed(°)	Ideal(°)
19	A	1127	CLA	O2A-CGA-O1A	-2.31	117.85	123.63
19	A	1117	CLA	CHD-C1D-ND	-2.31	121.56	124.80
19	B	1202	CLA	O2A-CGA-O1A	-2.31	117.86	123.63
22	M	4021	BCR	C24-C23-C22	-2.31	122.82	126.23
27	2	611	CHL	CMD-C2D-C3D	-2.31	122.40	127.69
22	A	4001	BCR	C28-C27-C26	-2.31	109.94	114.06
19	B	1023	CLA	C1-C2-C3	-2.31	122.42	126.20
28	2	621	LUT	C20-C13-C12	2.30	121.61	118.09
19	A	1116	CLA	O2A-CGA-O1A	-2.30	117.86	123.63
28	4	621	LUT	C35-C34-C33	-2.30	124.05	127.28
19	A	1136	CLA	CHD-C1D-ND	-2.30	121.56	124.80
19	A	1105	CLA	CHA-C1A-NA	-2.30	121.18	126.39
24	J	301	LMG	C38-C37-C36	-2.30	102.73	114.37
19	B	1238	CLA	CMB-C2B-C3B	2.30	129.28	124.68
19	B	1209	CLA	C3C-C4C-NC	-2.30	107.48	110.43
27	1	607	CHL	CMB-C2B-C3B	2.30	129.28	124.68
19	B	1221	CLA	C4-C3-C5	-2.30	111.23	115.23
19	A	1116	CLA	C2D-C1D-ND	-2.30	107.85	110.13
19	B	1221	CLA	C2D-C1D-ND	-2.30	107.85	110.13
19	B	1201	CLA	CHB-C4A-NA	2.30	127.72	124.40
19	A	1115	CLA	CAC-C3C-C2C	-2.30	123.33	127.56
22	I	118	BCR	C15-C16-C17	-2.30	118.81	123.52
27	2	607	CHL	C1C-C2C-C3C	-2.30	105.17	107.28
19	B	1023	CLA	C3B-C4B-NB	-2.29	106.24	109.21
19	A	1112	CLA	C2D-C1D-ND	-2.29	107.86	110.13
19	A	1107	CLA	CHA-C1A-NA	-2.29	121.20	126.39
19	B	1210	CLA	CHD-C1D-ND	-2.29	121.57	124.80
19	A	1126	CLA	C2A-C1A-CHA	2.29	127.85	123.87
22	B	4009	BCR	C40-C30-C25	2.29	113.84	110.24
19	A	1022	CLA	C3B-C4B-NB	-2.29	106.25	109.21
22	L	420	BCR	C24-C23-C22	-2.29	122.84	126.23
22	A	4003	BCR	C15-C16-C17	-2.29	118.83	123.52
19	K	201	CLA	CHD-C1D-ND	-2.29	121.58	124.80
19	A	1130	CLA	CHA-C1A-NA	-2.29	121.21	126.39
19	A	1113	CLA	O2A-CGA-O1A	-2.28	117.46	123.33
22	B	4005	BCR	C15-C16-C17	-2.28	118.85	123.52
22	B	4006	BCR	C24-C23-C22	-2.28	122.86	126.23
22	M	4021	BCR	C28-C27-C26	-2.28	109.98	114.06
27	1	607	CHL	O1D-CGD-CBD	-2.28	120.02	124.52
22	L	420	BCR	C15-C16-C17	-2.28	118.85	123.52
19	A	1132	CLA	CAC-C3C-C4C	-2.28	121.82	124.79
19	4	614	CLA	CMB-C2B-C3B	2.28	129.24	124.68

Continued on next page...

Continued from previous page...

Mol	Chain	Res	Type	Atoms	Z	Observed(°)	Ideal(°)
19	B	1205	CLA	O2A-CGA-O1A	-2.28	117.92	123.63
28	2	623	LUT	C7-C8-C9	2.28	129.61	126.23
19	2	604	CLA	CHB-C4A-NA	2.28	127.69	124.40
19	1	609	CLA	C1B-CHB-C4A	-2.28	125.69	130.04
22	A	4011	BCR	C24-C23-C22	-2.28	122.86	126.23
19	3	617	CLA	CHB-C4A-NA	2.28	127.69	124.40
22	I	118	BCR	C16-C15-C14	-2.28	118.86	123.52
19	B	1219	CLA	C1B-CHB-C4A	-2.27	125.70	130.04
19	3	604	CLA	CHA-C1A-NA	-2.27	121.24	126.39
19	B	1208	CLA	C3B-C4B-NB	-2.27	106.27	109.21
19	L	302	CLA	CMB-C2B-C3B	2.27	129.22	124.68
22	F	416	BCR	C7-C8-C9	-2.27	122.88	126.23
19	B	1237	CLA	C1B-CHB-C4A	-2.27	125.71	130.04
19	B	1231	CLA	C2D-C1D-ND	-2.27	107.88	110.13
22	I	118	BCR	C31-C1-C6	2.27	113.80	110.24
19	1	608	CLA	CMB-C2B-C3B	2.27	129.22	124.68
19	F	302	CLA	CHD-C1D-ND	-2.27	121.61	124.80
19	4	609	CLA	C3C-C4C-NC	-2.27	107.52	110.43
19	1	614	CLA	CMB-C2B-C3B	2.27	129.22	124.68
19	A	1119	CLA	C4D-C3D-CAD	-2.27	105.64	108.11
27	1	607	CHL	O2D-CGD-O1D	-2.27	119.44	123.85
27	3	608	CHL	O2D-CGD-O1D	-2.27	119.44	123.85
19	1	611	CLA	C2D-C1D-ND	-2.27	107.88	110.13
22	A	4007	BCR	C30-C25-C26	-2.27	119.54	122.64
22	B	4005	BCR	C15-C14-C13	-2.27	124.10	127.28
25	1	631	LMT	O5B-C5B-C4B	2.26	113.78	109.70
22	A	4007	BCR	C37-C22-C23	2.26	121.55	118.09
19	A	1136	CLA	C7-C6-C5	-2.26	107.23	113.26
23	A	5001	LHG	C27-C26-C25	-2.26	102.93	114.37
19	4	601	CLA	CHA-C1A-NA	-2.26	121.27	126.39
22	J	212	BCR	C24-C23-C22	-2.26	122.89	126.23
23	2	630	LHG	C27-C26-C25	-2.26	102.94	114.37
19	4	603	CLA	CHD-C1D-ND	-2.26	121.62	124.80
27	2	602	CHL	O2D-CGD-O1D	-2.26	119.45	123.85
19	B	1201	CLA	C1C-C2C-C3C	-2.26	104.61	106.98
22	A	4001	BCR	C29-C30-C25	2.26	113.72	110.44
19	B	1229	CLA	O2A-CGA-O1A	-2.26	117.98	123.63
27	1	601	CHL	C4D-CHA-C1A	-2.26	118.55	121.24
19	B	1208	CLA	CHB-C4A-NA	2.25	127.65	124.40
22	M	4021	BCR	C10-C11-C12	-2.25	116.67	123.20
24	2	631	LMG	O1-C7-C8	-2.25	105.34	110.82
19	1	610	CLA	CMB-C2B-C3B	2.25	129.18	124.68

Continued on next page...

Continued from previous page...

Mol	Chain	Res	Type	Atoms	Z	Observed(°)	Ideal(°)
19	B	1206	CLA	CHB-C4A-NA	2.25	127.65	124.40
28	4	621	LUT	C17-C1-C6	2.25	113.77	110.24
19	A	1120	CLA	CMB-C2B-C3B	2.25	129.18	124.68
23	B	5101	LHG	C27-C26-C25	-2.25	103.00	114.37
19	B	1216	CLA	C4D-C3D-CAD	-2.25	105.66	108.11
23	A	5001	LHG	C18-C17-C16	-2.25	103.01	114.37
19	A	1117	CLA	CHD-C1D-C2D	2.25	130.16	125.49
22	B	4017	BCR	C10-C11-C12	-2.25	116.69	123.20
19	A	1119	CLA	CHA-C1A-NA	-2.25	121.31	126.39
19	B	1239	CLA	C1C-C2C-C3C	-2.24	104.62	106.98
27	2	606	CHL	CMB-C2B-C3B	2.24	129.17	124.68
19	A	1117	CLA	C1-C2-C3	-2.24	122.52	126.20
19	1	606	CLA	CMB-C2B-C3B	2.24	129.16	124.68
19	B	1214	CLA	C4D-C3D-CAD	-2.24	105.67	108.11
19	B	1210	CLA	C16-C17-C18	-2.24	105.94	115.94
19	B	1205	CLA	CMD-C2D-C1D	-2.24	120.78	124.73
19	A	1115	CLA	C2A-C1A-CHA	2.24	127.75	123.87
19	3	605	CLA	CHB-C4A-NA	2.24	127.61	124.43
19	K	204	CLA	CHB-C4A-NA	2.24	127.63	124.40
22	A	4003	BCR	C15-C14-C13	-2.24	124.14	127.28
22	1	623	BCR	C24-C23-C22	-2.24	122.93	126.23
27	4	608	CHL	C4D-C3D-CAD	2.24	110.53	108.11
28	3	620	LUT	C38-C25-C24	-2.24	118.07	123.36
19	A	1128	CLA	CMD-C2D-C1D	-2.24	120.79	124.73
19	B	1217	CLA	O1A-CGA-CBA	2.23	130.18	123.09
22	M	4021	BCR	C1-C6-C5	-2.23	119.58	122.64
22	F	416	BCR	C16-C15-C14	-2.23	118.95	123.52
19	B	1238	CLA	C1B-CHB-C4A	-2.23	125.78	130.04
19	A	5005	CLA	C3B-C4B-NB	-2.23	106.32	109.21
26	B	5002	DGD	O6D-C1D-O3G	-2.23	104.77	110.04
19	4	612	CLA	CHB-C4A-NA	2.23	127.62	124.40
22	3	623	BCR	C7-C8-C9	-2.23	122.93	126.23
19	A	1128	CLA	C3C-C4C-NC	-2.23	107.57	110.43
19	B	1240	CLA	CHD-C1D-ND	-2.23	121.66	124.80
22	3	623	BCR	C33-C5-C6	-2.23	122.05	124.48
22	B	4009	BCR	C30-C25-C26	-2.23	119.59	122.64
19	B	1023	CLA	C4D-C3D-CAD	-2.23	105.68	108.11
19	B	1223	CLA	CHA-C1A-NA	-2.23	121.34	126.39
22	I	118	BCR	C30-C25-C26	-2.23	119.59	122.64
19	3	614	CLA	CHA-C1A-NA	-2.23	121.34	126.39
19	A	1111	CLA	C4D-C3D-CAD	-2.23	105.69	108.11
19	2	613	CLA	C1B-CHB-C4A	-2.23	125.79	130.04

Continued on next page...

Continued from previous page...

Mol	Chain	Res	Type	Atoms	Z	Observed(°)	Ideal(°)
19	A	1113	CLA	CHA-C1A-NA	-2.23	121.35	126.39
22	A	4002	BCR	C24-C23-C22	-2.23	122.94	126.23
19	4	613	CLA	C1B-CHB-C4A	-2.22	125.80	130.04
26	B	5002	DGD	O6E-C1E-O5D	-2.22	104.79	110.04
19	A	1111	CLA	CMB-C2B-C3B	2.22	129.13	124.68
19	2	614	CLA	O2D-CGD-CBD	2.22	115.12	111.23
19	4	601	CLA	C1B-CHB-C4A	-2.22	125.80	130.04
19	B	1215	CLA	C3C-C4C-NC	-2.22	107.58	110.43
19	3	604	CLA	C2D-C1D-ND	-2.22	107.93	110.13
19	A	1130	CLA	C2A-C1A-CHA	2.22	127.72	123.87
27	2	602	CHL	CBA-CAA-C2A	2.22	120.40	113.79
19	1	603	CLA	C4-C3-C5	2.22	119.08	115.23
19	3	617	CLA	C1B-CHB-C4A	-2.22	125.81	130.04
27	4	606	CHL	C1C-C2C-C3C	-2.22	105.24	107.28
19	B	1222	CLA	C1B-CHB-C4A	-2.22	125.81	130.04
19	L	303	CLA	CHA-C1A-NA	-2.22	121.37	126.39
19	B	1226	CLA	CHD-C1D-ND	-2.22	121.68	124.80
27	2	608	CHL	C4D-CHA-C1A	-2.22	118.60	121.24
19	A	1106	CLA	CHD-C1D-ND	-2.22	121.68	124.80
19	A	1116	CLA	C3B-C4B-NB	-2.22	106.34	109.21
19	A	1119	CLA	O2A-CGA-O1A	-2.22	118.08	123.63
19	1	610	CLA	C1B-CHB-C4A	-2.22	125.81	130.04
22	I	120	BCR	C38-C26-C27	-2.22	108.87	113.60
19	1	613	CLA	C1B-CHB-C4A	-2.21	125.82	130.04
19	1	615	CLA	CHB-C4A-NA	2.21	127.59	124.40
22	G	311	BCR	C15-C14-C13	-2.21	124.17	127.28
19	B	1021	CLA	CMD-C2D-C1D	-2.21	120.83	124.73
26	B	5002	DGD	CFB-CEB-CDB	-2.21	103.19	114.37
19	A	1105	CLA	C2D-C1D-ND	-2.21	107.94	110.13
19	1	606	CLA	CHB-C4A-NA	2.21	127.59	124.40
19	A	1140	CLA	C3C-C4C-NC	-2.21	107.60	110.43
19	A	1115	CLA	C3B-C4B-NB	-2.21	106.36	109.21
22	I	120	BCR	C16-C17-C18	-2.21	124.18	127.28
19	A	1122	CLA	C1B-CHB-C4A	-2.21	125.83	130.04
19	B	1228	CLA	CHB-C4A-NA	2.21	127.59	124.40
28	2	620	LUT	C39-C29-C30	-2.21	119.24	122.82
19	B	1239	CLA	CHB-C4A-NA	2.21	127.58	124.40
22	A	4002	BCR	C15-C16-C17	-2.21	119.00	123.52
19	A	1101	CLA	O2D-CGD-CBD	2.21	115.09	111.23
19	B	1240	CLA	C2D-C1D-ND	-2.21	107.94	110.13
19	4	611	CLA	CHA-C1A-NA	-2.21	121.40	126.39
19	B	1217	CLA	O2A-CGA-O1A	-2.21	117.66	123.33

Continued on next page...

Continued from previous page...

Mol	Chain	Res	Type	Atoms	Z	Observed(°)	Ideal(°)
19	B	1227	CLA	C2D-C1D-ND	-2.20	107.94	110.13
19	B	1226	CLA	CHA-C1A-NA	-2.20	121.40	126.39
19	B	1227	CLA	C4D-C3D-CAD	-2.20	105.71	108.11
19	1	604	CLA	O2A-CGA-O1A	-2.20	118.12	123.63
19	2	610	CLA	C2D-C1D-ND	-2.20	107.95	110.13
19	1	610	CLA	O2D-CGD-CBD	2.20	115.08	111.23
19	B	1224	CLA	C3B-C4B-NB	-2.20	106.36	109.21
22	L	419	BCR	C1-C6-C5	-2.20	119.63	122.64
19	B	1213	CLA	C4D-C3D-CAD	-2.20	105.72	108.11
22	B	4009	BCR	C7-C8-C9	-2.20	122.98	126.23
22	F	416	BCR	C24-C23-C22	-2.20	122.98	126.23
19	K	202	CLA	CHD-C1D-ND	-2.20	121.71	124.80
19	4	609	CLA	O2D-CGD-CBD	2.20	115.07	111.23
19	F	303	CLA	CHB-C4A-NA	2.20	127.55	124.43
19	A	1132	CLA	CAA-CBA-CGA	-2.19	106.98	113.21
19	3	612	CLA	C1B-CHB-C4A	-2.19	125.86	130.04
23	3	630	LHG	C27-C26-C25	-2.19	103.29	114.37
22	B	4014	BCR	C15-C14-C13	-2.19	124.21	127.28
19	3	610	CLA	CHB-C4A-NA	2.19	127.56	124.40
19	3	603	CLA	C1B-CHB-C4A	-2.19	125.86	130.04
19	A	1107	CLA	C3B-C4B-NB	-2.19	106.38	109.21
19	A	1103	CLA	CMB-C2B-C3B	2.19	129.05	124.68
22	J	213	BCR	C3-C4-C5	-2.19	110.16	114.06
22	F	416	BCR	C27-C26-C25	2.19	125.66	122.70
19	B	1227	CLA	CHD-C1D-C2D	2.19	130.03	125.49
19	B	1221	CLA	CHB-C4A-NA	2.19	127.55	124.40
27	2	602	CHL	C1C-C2C-C3C	-2.19	105.27	107.28
28	4	620	LUT	C40-C33-C34	-2.18	119.28	122.82
19	A	1122	CLA	O2A-CGA-O1A	-2.18	118.17	123.63
27	2	602	CHL	C4-C3-C5	2.18	119.02	115.23
19	B	1226	CLA	CMB-C2B-C3B	2.18	129.04	124.68
22	K	301	BCR	C29-C30-C25	2.18	113.61	110.44
19	F	302	CLA	CHB-C4A-NA	2.18	127.55	124.40
22	B	2004	BCR	C24-C23-C22	-2.18	123.01	126.23
22	J	212	BCR	C7-C8-C9	-2.18	123.01	126.23
19	A	1131	CLA	O1D-CGD-CBD	2.18	128.82	124.52
28	2	623	LUT	C19-C9-C10	-2.18	119.28	122.82
19	3	609	CLA	CHA-C1A-NA	-2.18	121.45	126.39
19	A	1114	CLA	CHB-C4A-NA	2.18	127.55	124.40
22	A	4008	BCR	C28-C27-C26	-2.18	110.17	114.06
19	B	1021	CLA	O2A-CGA-O1A	-2.18	118.18	123.63
19	K	204	CLA	C3C-C4C-NC	-2.18	107.64	110.43

Continued on next page...

Continued from previous page...

Mol	Chain	Res	Type	Atoms	Z	Observed(°)	Ideal(°)
19	B	1201	CLA	O2A-CGA-O1A	-2.18	118.18	123.63
19	2	613	CLA	CHB-C4A-NA	2.18	127.54	124.40
19	A	1138	CLA	C2A-C1A-CHA	2.18	127.64	123.87
19	A	1114	CLA	CHD-C1D-ND	-2.18	121.74	124.80
19	3	604	CLA	CMB-C2B-C3B	2.18	129.03	124.68
19	2	604	CLA	CHA-C1A-NA	-2.17	121.47	126.39
23	A	5001	LHG	C11-C10-C9	-2.17	103.38	114.37
27	4	607	CHL	C1C-C2C-C3C	-2.17	105.28	107.28
22	F	416	BCR	C40-C30-C25	2.17	113.65	110.24
19	A	1125	CLA	C2A-C1A-CHA	2.17	127.63	123.87
19	A	1126	CLA	C11-C10-C8	-2.17	108.76	115.97
19	B	1225	CLA	C1-O2A-CGA	2.17	121.90	116.65
19	B	1236	CLA	CHB-C4A-NA	2.17	127.53	124.40
22	M	4021	BCR	C2-C1-C6	2.17	113.59	110.44
19	A	1119	CLA	CMB-C2B-C3B	2.17	129.01	124.68
28	2	621	LUT	C19-C9-C8	2.17	121.40	118.09
19	B	1224	CLA	O2A-CGA-O1A	-2.17	118.21	123.63
22	A	4002	BCR	C15-C14-C13	-2.17	124.24	127.28
27	3	608	CHL	C4D-CHA-C1A	-2.16	118.66	121.24
28	2	620	LUT	C18-C5-C4	2.16	118.40	114.42
19	4	602	CLA	CHD-C1D-ND	-2.16	121.76	124.80
19	A	1114	CLA	CHD-C1D-C2D	2.16	129.99	125.49
24	J	301	LMG	O2-C2-C1	-2.16	104.92	110.08
22	A	4007	BCR	C33-C5-C4	-2.16	108.99	113.60
28	1	620	LUT	C20-C13-C12	2.16	121.39	118.09
22	A	4008	BCR	C38-C26-C27	-2.16	108.99	113.60
24	A	5002	LMG	O3-C3-C2	-2.16	105.29	110.38
19	B	1237	CLA	CHB-C4A-NA	2.16	127.52	124.40
22	3	623	BCR	C15-C14-C13	-2.16	124.25	127.28
19	A	1128	CLA	O2A-CGA-O1A	-2.16	118.23	123.63
19	B	1222	CLA	CHA-C1A-NA	-2.16	121.51	126.39
19	A	1104	CLA	CHB-C4A-NA	2.16	127.51	124.40
19	B	1215	CLA	CHD-C1D-C2D	2.16	129.97	125.49
22	B	4014	BCR	C16-C15-C14	-2.16	119.11	123.52
19	B	1211	CLA	CHB-C4A-NA	2.16	127.51	124.40
27	4	608	CHL	O2D-CGD-O1D	-2.15	119.65	123.85
19	B	1225	CLA	C1B-CHB-C4A	-2.15	125.93	130.04
27	4	606	CHL	O2A-CGA-CBA	2.15	120.27	112.14
19	A	1102	CLA	CHB-C4A-NA	2.15	127.50	124.40
19	A	1134	CLA	CHA-C1A-NA	-2.15	121.52	126.39
19	A	1138	CLA	C3C-C4C-NC	-2.15	107.67	110.43
19	2	614	CLA	CHB-C4A-NA	2.15	127.50	124.40

Continued on next page...

Continued from previous page...

Mol	Chain	Res	Type	Atoms	Z	Observed(°)	Ideal(°)
19	B	1215	CLA	C3B-C4B-NB	-2.15	106.43	109.21
19	A	1136	CLA	C1-O2A-CGA	-2.15	111.45	116.65
19	L	302	CLA	CAA-CBA-CGA	-2.15	107.11	113.21
24	J	302	LMG	C1-C2-C3	-2.15	105.50	110.01
19	B	1224	CLA	CHD-C1D-ND	-2.15	121.78	124.80
19	A	1107	CLA	CMB-C2B-C3B	2.14	128.97	124.68
19	K	203	CLA	C1C-NC-C4C	2.14	107.66	106.68
19	H	200	CLA	CHB-C4A-NA	2.14	127.49	124.40
24	2	631	LMG	O3-C3-C2	-2.14	105.33	110.38
19	B	1234	CLA	O2A-CGA-O1A	-2.14	118.27	123.63
22	B	4014	BCR	C30-C25-C26	-2.14	119.71	122.64
27	1	601	CHL	C4D-C3D-CAD	2.14	110.43	108.11
19	B	1216	CLA	O2A-CGA-O1A	-2.14	118.28	123.63
19	A	1115	CLA	CHB-C4A-NA	2.14	127.48	124.40
19	A	1130	CLA	CHD-C1D-ND	-2.14	121.80	124.80
27	1	607	CHL	C4D-C3D-CAD	2.14	110.42	108.11
19	B	1213	CLA	O2D-CGD-CBD	2.13	114.96	111.23
19	1	606	CLA	C2D-C1D-ND	-2.13	108.02	110.13
19	B	1201	CLA	C1-C2-C3	-2.13	123.31	126.76
19	L	301	CLA	CHA-C1A-NA	-2.13	121.56	126.39
22	B	4017	BCR	C16-C15-C14	-2.13	119.16	123.52
19	B	1208	CLA	O2A-CGA-O1A	-2.13	117.85	123.33
19	B	1225	CLA	C2D-C1D-ND	-2.13	108.02	110.13
19	A	1117	CLA	C3C-C4C-NC	-2.13	107.70	110.43
19	2	612	CLA	C3C-C4C-NC	-2.13	107.70	110.43
27	2	611	CHL	O1D-CGD-CBD	-2.13	120.31	124.52
19	3	607	CLA	O2A-CGA-O1A	-2.13	118.30	123.63
19	3	609	CLA	O2A-CGA-O1A	-2.13	118.30	123.63
19	A	1110	CLA	CHD-C1D-ND	-2.13	121.81	124.80
19	4	609	CLA	C2D-C1D-ND	-2.13	108.02	110.13
19	B	1203	CLA	CAA-C2A-C3A	-2.13	107.25	113.00
19	B	1220	CLA	CHD-C1D-ND	-2.13	121.81	124.80
19	G	218	CLA	CHA-C1A-NA	-2.13	121.57	126.39
19	1	614	CLA	CHD-C1D-ND	-2.13	121.81	124.80
19	1	602	CLA	CHA-C1A-NA	-2.13	121.58	126.39
19	B	1212	CLA	CMC-C2C-C1C	-2.13	121.71	125.03
19	A	1130	CLA	C1D-ND-C4D	-2.13	104.82	106.31
19	A	1104	CLA	O2A-CGA-O1A	-2.12	118.31	123.63
19	3	604	CLA	O2A-CGA-O1A	-2.12	118.31	123.63
19	A	1135	CLA	CHA-C1A-NA	-2.12	121.58	126.39
19	4	601	CLA	CMB-C2B-C3B	2.12	128.93	124.68
19	A	1140	CLA	O2D-CGD-CBD	2.12	114.94	111.23

Continued on next page...

Continued from previous page...

Mol	Chain	Res	Type	Atoms	Z	Observed(°)	Ideal(°)
22	A	4003	BCR	C11-C10-C9	-2.12	124.30	127.28
27	2	615	CHL	O2A-CGA-CBA	2.12	120.16	112.14
22	B	4005	BCR	C38-C26-C27	-2.12	109.07	113.60
27	2	608	CHL	O2D-CGD-O1D	-2.12	119.72	123.85
19	A	1103	CLA	CHB-C4A-NA	2.12	127.46	124.40
19	B	1224	CLA	CHA-C1A-NA	-2.12	121.59	126.39
19	G	201	CLA	CHB-C4A-NA	2.12	127.46	124.40
28	2	623	LUT	C28-C29-C30	2.12	122.34	119.01
19	1	606	CLA	O1A-CGA-CBA	2.12	129.81	123.09
19	1	604	CLA	C1-C2-C3	-2.12	123.34	126.76
28	3	620	LUT	C20-C13-C12	2.12	121.32	118.09
18	A	1011	CL0	O2A-CGA-O1A	-2.12	118.34	123.63
19	A	1135	CLA	O2A-CGA-O1A	-2.12	118.34	123.63
19	B	1237	CLA	CBA-CAA-C2A	2.12	120.09	113.79
19	A	1022	CLA	CMD-C2D-C1D	-2.12	121.00	124.73
22	3	623	BCR	C24-C23-C22	-2.11	123.11	126.23
27	3	608	CHL	O2A-CGA-CBA	2.11	120.12	112.14
28	4	623	LUT	C31-C32-C33	2.11	132.15	126.36
19	L	303	CLA	O2A-CGA-O1A	-2.11	117.90	123.33
19	B	1205	CLA	C11-C10-C8	-2.11	108.95	115.97
19	B	1231	CLA	CMB-C2B-C3B	2.11	128.90	124.68
19	A	1013	CLA	C1-C2-C3	-2.11	122.74	126.20
19	3	603	CLA	O2A-CGA-O1A	-2.11	118.35	123.63
19	L	301	CLA	CHB-C4A-NA	2.11	127.44	124.40
19	I	121	CLA	C2D-C1D-ND	-2.11	108.04	110.13
19	3	604	CLA	CHB-C4A-NA	2.11	127.44	124.40
24	2	631	LMG	O2-C2-C1	-2.11	105.05	110.08
19	A	1134	CLA	O2A-CGA-O1A	-2.11	117.91	123.33
19	A	1112	CLA	O2A-CGA-O1A	-2.11	117.91	123.33
22	A	4007	BCR	C20-C21-C22	-2.10	124.33	127.28
19	A	1132	CLA	CHB-C4A-NA	2.10	127.44	124.40
19	B	1225	CLA	O2D-CGD-CBD	2.10	114.91	111.23
27	2	601	CHL	C6-C5-C3	-2.10	108.34	113.47
19	B	1208	CLA	CHA-C1A-NA	-2.10	121.63	126.39
22	1	623	BCR	C15-C14-C13	-2.10	124.27	127.48
19	A	1117	CLA	O2D-CGD-CBD	2.10	114.91	111.23
22	F	416	BCR	C15-C14-C13	-2.10	124.33	127.28
27	2	607	CHL	O2A-CGA-CBA	2.10	120.08	112.14
19	A	1101	CLA	CHB-C4A-NA	2.10	127.43	124.40
19	B	1240	CLA	CHA-C1A-NA	-2.10	121.63	126.39
19	A	1121	CLA	O2A-CGA-O1A	-2.10	118.37	123.63
19	A	1112	CLA	C2A-C1A-CHA	2.10	127.51	123.87

Continued on next page...

Continued from previous page...

Mol	Chain	Res	Type	Atoms	Z	Observed(°)	Ideal(°)
28	4	621	LUT	C11-C10-C9	2.10	130.22	127.28
24	J	302	LMG	O6-C1-O1	-2.10	105.08	110.04
22	A	4001	BCR	C11-C10-C9	-2.10	124.33	127.28
27	2	607	CHL	C4D-C3D-CAD	2.10	110.39	108.11
19	1	606	CLA	O2A-CGA-O1A	-2.10	117.94	123.33
22	B	4014	BCR	C27-C26-C25	2.10	125.54	122.70
24	J	302	LMG	O3-C3-C2	-2.10	105.44	110.38
19	A	1125	CLA	CHB-C4A-NA	2.09	127.42	124.40
22	G	311	BCR	C1-C6-C5	-2.09	119.77	122.64
19	B	1012	CLA	C3C-C4C-NC	-2.09	107.75	110.43
19	B	1209	CLA	O2A-CGA-O1A	-2.09	117.95	123.33
19	A	1136	CLA	C1-C2-C3	-2.09	122.77	126.20
19	A	1127	CLA	C3C-C4C-NC	-2.09	107.75	110.43
27	2	601	CHL	C4D-C3D-CAD	2.09	110.38	108.11
19	3	602	CLA	C2D-C1D-ND	-2.09	108.06	110.13
19	B	1206	CLA	C1B-CHB-C4A	-2.09	126.05	130.04
19	2	604	CLA	CMB-C2B-C3B	2.09	128.86	124.68
19	3	612	CLA	CHB-C4A-NA	2.09	127.42	124.40
19	4	614	CLA	C2D-C1D-ND	-2.09	108.06	110.13
19	B	1234	CLA	C3B-C4B-NB	-2.09	106.51	109.21
19	B	1215	CLA	O2D-CGD-CBD	2.09	114.88	111.23
19	A	1110	CLA	O2A-CGA-O1A	-2.09	118.41	123.63
19	B	1211	CLA	CHA-C1A-NA	-2.09	121.67	126.39
27	2	611	CHL	C1-C2-C3	-2.08	122.78	126.20
19	A	1102	CLA	O2A-CGA-O1A	-2.08	117.97	123.33
19	B	1225	CLA	O2D-CGD-O1D	-2.08	119.79	123.85
19	A	1801	CLA	O2A-CGA-O1A	-2.08	118.42	123.63
19	2	609	CLA	O2A-CGA-O1A	-2.08	118.42	123.63
19	B	1238	CLA	O2A-CGA-O1A	-2.08	118.42	123.63
19	B	1232	CLA	CHD-C1D-ND	-2.08	121.88	124.80
24	J	302	LMG	O2-C2-C1	-2.08	105.12	110.08
22	A	4002	BCR	C16-C15-C14	-2.08	119.27	123.52
28	1	620	LUT	C19-C9-C8	2.08	121.26	118.09
22	L	420	BCR	C38-C26-C27	-2.08	109.17	113.60
19	4	610	CLA	O2A-CGA-O1A	-2.07	118.44	123.63
25	4	631	LMT	O1'-C1'-C2'	2.07	111.42	108.27
19	A	1138	CLA	O2D-CGD-CBD	2.07	114.86	111.23
19	A	1118	CLA	CAA-CBA-CGA	-2.07	107.32	113.21
22	A	4007	BCR	C24-C25-C26	-2.07	116.78	121.56
19	A	1130	CLA	C4D-CHA-C1A	-2.07	118.77	121.24
27	4	607	CHL	O2A-CGA-CBA	2.07	119.97	112.14
19	A	1114	CLA	CMB-C2B-C3B	2.07	128.82	124.68

Continued on next page...

Continued from previous page...

Mol	Chain	Res	Type	Atoms	Z	Observed(°)	Ideal(°)
19	1	603	CLA	O2D-CGD-CBD	2.07	114.85	111.23
19	B	1228	CLA	CHD-C1D-ND	-2.07	121.89	124.80
19	A	1125	CLA	C7-C6-C5	2.07	118.78	113.26
19	B	1021	CLA	CHB-C4A-NA	2.07	127.39	124.40
19	A	8895	CLA	C1B-CHB-C4A	-2.07	126.09	130.04
19	A	1139	CLA	CHD-C1D-ND	-2.07	121.89	124.80
19	A	1109	CLA	O2A-CGA-O1A	-2.07	118.45	123.63
19	A	1110	CLA	C3C-C4C-NC	-2.07	107.78	110.43
19	A	1122	CLA	C3C-C4C-NC	-2.07	107.78	110.43
22	K	301	BCR	C27-C26-C25	2.07	125.50	122.70
19	1	602	CLA	CHB-C4A-NA	2.07	127.38	124.40
19	4	604	CLA	O2A-CGA-O1A	-2.07	118.46	123.63
19	3	614	CLA	O2A-CGA-O1A	-2.07	118.46	123.63
28	2	620	LUT	C19-C9-C10	-2.07	119.47	122.82
22	A	4008	BCR	C11-C10-C9	-2.07	124.38	127.28
22	B	4009	BCR	C1-C6-C5	-2.07	119.81	122.64
22	I	120	BCR	C21-C20-C19	-2.07	117.21	123.20
19	K	201	CLA	C4D-C3D-CAD	-2.07	105.86	108.11
19	1	614	CLA	CHA-C1A-NA	-2.07	121.71	126.39
22	3	624	BCR	C15-C16-C17	-2.06	119.29	123.52
27	4	608	CHL	C4D-CHA-C1A	-2.06	118.78	121.24
19	A	1022	CLA	O2A-CGA-O1A	-2.06	118.47	123.63
19	B	1232	CLA	C3B-C4B-NB	-2.06	106.54	109.21
19	A	1013	CLA	CAA-C2A-C1A	-2.06	105.22	111.97
27	2	607	CHL	C4D-CHA-C1A	-2.06	118.79	121.24
22	L	419	BCR	C24-C23-C22	-2.06	123.19	126.23
19	3	610	CLA	C2D-C1D-ND	-2.06	108.09	110.13
27	2	602	CHL	O1D-CGD-CBD	-2.06	120.46	124.52
19	K	203	CLA	C2A-C1A-CHA	2.06	125.90	122.71
19	B	1237	CLA	CHA-C1A-NA	-2.06	121.73	126.39
22	B	4010	BCR	C24-C25-C26	2.06	126.29	121.56
19	1	604	CLA	CHA-C1A-NA	-2.06	121.73	126.39
28	3	621	LUT	C20-C13-C12	2.05	121.23	118.09
28	3	620	LUT	C31-C32-C33	-2.05	120.74	126.36
19	H	200	CLA	C2D-C1D-ND	-2.05	108.10	110.13
22	3	623	BCR	C15-C16-C17	-2.05	119.32	123.52
19	L	301	CLA	O2A-CGA-O1A	-2.05	118.50	123.63
22	I	120	BCR	C1-C6-C5	-2.05	119.83	122.64
27	2	607	CHL	CED-O2D-CGD	2.05	120.56	115.92
19	A	1125	CLA	CAC-C3C-C4C	-2.05	122.12	124.79
19	B	1204	CLA	CHB-C4A-NA	2.05	127.36	124.40
22	F	416	BCR	C29-C30-C25	2.05	113.41	110.44

Continued on next page...

Continued from previous page...

Mol	Chain	Res	Type	Atoms	Z	Observed(°)	Ideal(°)
19	1	608	CLA	CHA-C1A-NA	-2.05	121.75	126.39
19	A	1133	CLA	CHB-C4A-NA	2.05	127.35	124.40
27	2	601	CHL	C1-C2-C3	-2.05	122.84	126.20
19	L	301	CLA	C3B-C4B-NB	-2.05	106.56	109.21
19	B	1219	CLA	CHA-C1A-NA	-2.05	121.76	126.39
19	B	1021	CLA	O1D-CGD-CBD	2.04	128.55	124.52
19	1	604	CLA	C1B-CHB-C4A	-2.04	126.14	130.04
22	B	4006	BCR	C33-C5-C6	-2.04	122.25	124.48
19	B	1023	CLA	C2A-C1A-CHA	2.04	127.41	123.87
28	1	620	LUT	C40-C33-C34	-2.04	119.51	122.82
22	I	118	BCR	C38-C26-C27	-2.04	109.25	113.60
19	B	1012	CLA	C2A-C1A-CHA	2.04	127.41	123.87
23	1	630	LHG	O8-C23-O10	-2.04	118.53	123.63
22	A	4003	BCR	C16-C15-C14	-2.04	119.35	123.52
19	G	201	CLA	O2A-CGA-O1A	-2.04	118.53	123.63
28	4	623	LUT	C20-C13-C14	-2.04	119.51	122.82
19	L	303	CLA	CMB-C2B-C3B	2.04	128.75	124.68
19	A	1103	CLA	CHD-C1D-ND	-2.04	121.94	124.80
19	A	1128	CLA	CHA-C1A-NA	-2.04	121.78	126.39
18	A	1011	CL0	C1-C2-C3	-2.04	122.86	126.20
19	2	603	CLA	C2D-C1D-ND	-2.03	108.11	110.13
22	A	4001	BCR	C20-C21-C22	-2.03	124.42	127.28
19	1	614	CLA	C2D-C1D-ND	-2.03	108.11	110.13
19	1	614	CLA	C3C-C4C-NC	-2.03	107.83	110.43
22	F	416	BCR	C28-C27-C26	-2.03	110.43	114.06
19	A	1108	CLA	CHB-C4A-NA	2.03	127.33	124.40
22	J	212	BCR	C2-C1-C6	2.03	113.39	110.44
22	A	4008	BCR	C10-C11-C12	-2.03	117.31	123.20
19	A	1114	CLA	C2D-C1D-ND	-2.03	108.12	110.13
19	B	1012	CLA	C2C-C1C-NC	-2.03	107.85	109.98
19	2	613	CLA	C2A-C1A-CHA	2.03	127.39	123.87
19	1	608	CLA	CHD-C1D-ND	-2.03	121.95	124.80
19	B	1212	CLA	CHB-C4A-NA	2.03	127.33	124.40
19	A	1115	CLA	C2C-C1C-NC	-2.03	107.85	109.98
19	B	1205	CLA	C2C-C1C-NC	-2.03	107.85	109.98
19	B	1215	CLA	O2A-CGA-O1A	-2.03	118.55	123.63
18	A	1011	CL0	CMD-C2D-C1D	-2.03	121.16	124.73
19	A	1106	CLA	CHA-C1A-NA	-2.03	121.80	126.39
27	2	607	CHL	O2D-CGD-O1D	-2.03	119.90	123.85
22	M	4021	BCR	C16-C15-C14	-2.03	119.37	123.52
19	B	1240	CLA	CHB-C4A-NA	2.03	127.32	124.40
27	4	615	CHL	C4D-CHA-C1A	-2.03	118.83	121.24

Continued on next page...

Continued from previous page...

Mol	Chain	Res	Type	Atoms	Z	Observed(°)	Ideal(°)
19	B	1021	CLA	CHD-C1D-ND	-2.02	121.95	124.80
19	3	602	CLA	CHD-C1D-ND	-2.02	121.95	124.80
24	J	301	LMG	O1-C1-C2	-2.02	105.20	108.27
27	2	601	CHL	OMC-CMC-C2C	-2.02	121.05	125.62
19	A	1132	CLA	CMC-C2C-C1C	-2.02	121.87	125.03
22	I	120	BCR	C4-C5-C6	2.02	125.44	122.70
19	J	102	CLA	CHB-C4A-NA	2.02	127.32	124.40
19	A	1139	CLA	CHB-C4A-NA	2.02	127.32	124.40
27	2	601	CHL	C4D-CHA-C1A	-2.02	118.83	121.24
19	A	1124	CLA	O2A-CGA-O1A	-2.02	118.58	123.63
19	A	1113	CLA	O1A-CGA-CBA	2.02	129.50	123.09
19	A	1103	CLA	O2A-CGA-O1A	-2.02	118.58	123.63
19	A	1109	CLA	C3B-C4B-NB	-2.02	106.60	109.21
19	3	605	CLA	C2A-C1A-CHA	2.02	125.84	122.71
19	A	1117	CLA	C2D-C1D-ND	-2.02	108.13	110.13
19	4	604	CLA	C1-C2-C3	-2.02	123.50	126.76
19	4	602	CLA	C1-C2-C3	-2.02	122.89	126.20
22	A	4011	BCR	C11-C10-C9	-2.02	124.45	127.28
19	A	1113	CLA	CHB-C4A-NA	2.02	127.31	124.40
22	G	311	BCR	C11-C10-C9	-2.01	124.45	127.28
19	3	602	CLA	CHD-C1D-C2D	2.01	129.68	125.49
28	2	623	LUT	C39-C29-C30	-2.01	119.55	122.82
19	B	1227	CLA	O2A-CGA-O1A	-2.01	118.16	123.33
19	B	1229	CLA	O1D-CGD-CBD	2.01	128.49	124.52
28	4	620	LUT	C35-C15-C14	-2.01	119.41	123.52
19	B	1204	CLA	O2A-CGA-O1A	-2.01	118.60	123.63
27	1	601	CHL	O1D-CGD-CBD	-2.01	120.56	124.52
19	1	602	CLA	C1-C2-C3	-2.01	122.91	126.20
28	2	620	LUT	C28-C29-C30	2.01	122.17	119.01
27	1	601	CHL	C4A-NA-C1A	2.01	107.59	106.68
24	2	631	LMG	O1-C1-C2	-2.01	105.23	108.27
19	B	1228	CLA	CHA-C1A-NA	-2.00	121.85	126.39
19	A	1104	CLA	C1-C2-C3	-2.00	122.92	126.20
19	B	1221	CLA	CHA-C1A-NA	-2.00	121.86	126.39
26	B	5002	DGD	C9B-C8B-C7B	-2.00	104.25	114.37
19	1	612	CLA	CHA-C1A-NA	-2.00	121.86	126.39

All (145) chirality outliers are listed below:

Mol	Chain	Res	Type	Atom
18	A	1011	CL0	NC
18	A	1011	CL0	NA

Continued on next page...

Continued from previous page...

Mol	Chain	Res	Type	Atom
19	A	1022	CLA	ND
19	A	1101	CLA	ND
19	A	1103	CLA	ND
19	A	1105	CLA	ND
19	A	1106	CLA	ND
19	A	1108	CLA	ND
19	A	1109	CLA	ND
19	A	1110	CLA	ND
19	A	1114	CLA	ND
19	A	1116	CLA	ND
19	A	1117	CLA	ND
19	A	1119	CLA	ND
19	A	1121	CLA	ND
19	A	1122	CLA	ND
19	A	1125	CLA	ND
19	A	1131	CLA	ND
19	A	1132	CLA	ND
19	A	1136	CLA	ND
19	A	1137	CLA	ND
19	A	1801	CLA	ND
19	A	1138	CLA	ND
19	A	1139	CLA	ND
19	B	1012	CLA	ND
19	B	1021	CLA	ND
19	B	1201	CLA	ND
19	B	1202	CLA	ND
19	B	1203	CLA	ND
19	B	1204	CLA	ND
19	B	1205	CLA	ND
19	B	1208	CLA	ND
19	B	1210	CLA	ND
19	B	1211	CLA	ND
19	B	1215	CLA	ND
19	B	1216	CLA	ND
19	B	1220	CLA	ND
19	B	1222	CLA	ND
19	B	1223	CLA	ND
19	B	1224	CLA	ND
19	B	1226	CLA	ND
19	B	1228	CLA	ND
19	B	1229	CLA	ND
19	B	1230	CLA	ND

Continued on next page...

Continued from previous page...

Mol	Chain	Res	Type	Atom
19	B	1232	CLA	ND
19	B	1234	CLA	ND
19	B	1235	CLA	ND
19	B	1237	CLA	ND
19	B	1238	CLA	ND
19	B	1240	CLA	ND
19	1	602	CLA	ND
19	1	603	CLA	ND
19	1	604	CLA	ND
19	1	606	CLA	ND
19	1	608	CLA	ND
19	1	609	CLA	ND
19	1	610	CLA	ND
19	1	612	CLA	ND
19	1	613	CLA	ND
19	1	614	CLA	ND
19	1	615	CLA	ND
19	2	603	CLA	ND
19	2	604	CLA	ND
19	2	609	CLA	ND
19	2	610	CLA	ND
19	2	612	CLA	ND
19	2	613	CLA	ND
19	2	614	CLA	ND
19	3	602	CLA	ND
19	3	604	CLA	ND
19	3	605	CLA	ND
19	3	606	CLA	ND
19	3	607	CLA	ND
19	3	609	CLA	ND
19	3	610	CLA	ND
19	3	611	CLA	ND
19	3	612	CLA	ND
19	3	613	CLA	ND
19	3	614	CLA	ND
19	3	617	CLA	ND
19	4	601	CLA	ND
19	4	614	CLA	ND
19	4	602	CLA	ND
19	4	603	CLA	ND
19	4	604	CLA	ND
19	4	609	CLA	ND

Continued on next page...

Continued from previous page...

Mol	Chain	Res	Type	Atom
19	4	610	CLA	ND
19	4	612	CLA	ND
19	4	613	CLA	ND
19	F	301	CLA	ND
19	F	302	CLA	ND
19	F	303	CLA	ND
19	G	201	CLA	ND
19	G	202	CLA	ND
19	H	200	CLA	ND
19	J	102	CLA	ND
19	K	201	CLA	ND
19	K	202	CLA	ND
19	K	203	CLA	ND
19	K	204	CLA	ND
19	L	303	CLA	ND
27	1	607	CHL	ND
27	1	607	CHL	NC
27	1	607	CHL	NA
27	1	601	CHL	ND
27	1	601	CHL	NC
27	1	601	CHL	NA
27	2	602	CHL	ND
27	2	602	CHL	NC
27	2	602	CHL	NA
27	2	606	CHL	ND
27	2	606	CHL	NC
27	2	606	CHL	NA
27	2	607	CHL	ND
27	2	607	CHL	NC
27	2	607	CHL	NA
27	2	608	CHL	ND
27	2	608	CHL	NC
27	2	608	CHL	NA
27	2	611	CHL	ND
27	2	611	CHL	NC
27	2	611	CHL	NA
27	2	615	CHL	ND
27	2	615	CHL	NC
27	2	615	CHL	NA
27	2	601	CHL	ND
27	2	601	CHL	NC
27	2	601	CHL	NA

Continued on next page...

Continued from previous page...

Mol	Chain	Res	Type	Atom
27	3	608	CHL	ND
27	3	608	CHL	NC
27	3	608	CHL	NA
27	4	606	CHL	ND
27	4	606	CHL	NC
27	4	606	CHL	NA
27	4	607	CHL	ND
27	4	607	CHL	NC
27	4	607	CHL	NA
27	4	608	CHL	ND
27	4	608	CHL	NC
27	4	608	CHL	NA
27	4	615	CHL	ND
27	4	615	CHL	NC
27	4	615	CHL	NA
28	2	623	LUT	C26
28	4	623	LUT	C26

All (1710) torsion outliers are listed below:

Mol	Chain	Res	Type	Atoms
19	A	1013	CLA	CBD-CGD-O2D-CED
19	A	1022	CLA	C1A-C2A-CAA-CBA
19	A	1022	CLA	C3A-C2A-CAA-CBA
19	A	1101	CLA	CHA-CBD-CGD-O1D
19	A	1101	CLA	CHA-CBD-CGD-O2D
19	A	1102	CLA	C1A-C2A-CAA-CBA
19	A	1102	CLA	C3A-C2A-CAA-CBA
19	A	1102	CLA	CHA-CBD-CGD-O2D
19	A	1103	CLA	C3A-C2A-CAA-CBA
19	A	1104	CLA	CHA-CBD-CGD-O1D
19	A	1104	CLA	CHA-CBD-CGD-O2D
19	A	1106	CLA	CHA-CBD-CGD-O1D
19	A	1106	CLA	CHA-CBD-CGD-O2D
19	A	1107	CLA	C1A-C2A-CAA-CBA
19	A	1109	CLA	C1A-C2A-CAA-CBA
19	A	1109	CLA	C3A-C2A-CAA-CBA
19	A	1110	CLA	CBA-CGA-O2A-C1
19	A	1112	CLA	C1A-C2A-CAA-CBA
19	A	1112	CLA	C3A-C2A-CAA-CBA
19	A	1116	CLA	C3A-C2A-CAA-CBA
19	A	1117	CLA	CBD-CGD-O2D-CED

Continued on next page...

Continued from previous page...

Mol	Chain	Res	Type	Atoms
19	A	1119	CLA	C6-C7-C8-C9
19	A	1122	CLA	CAD-CBD-CGD-O2D
19	A	1125	CLA	C1A-C2A-CAA-CBA
19	A	1126	CLA	C1A-C2A-CAA-CBA
19	A	1126	CLA	CBD-CGD-O2D-CED
19	A	1128	CLA	C1A-C2A-CAA-CBA
19	A	1128	CLA	CHA-CBD-CGD-O1D
19	A	1128	CLA	CHA-CBD-CGD-O2D
19	A	1130	CLA	C1A-C2A-CAA-CBA
19	A	1131	CLA	CAD-CBD-CGD-O2D
19	A	1132	CLA	CBD-CGD-O2D-CED
19	A	1135	CLA	C1A-C2A-CAA-CBA
19	A	1136	CLA	C11-C10-C8-C7
19	A	1137	CLA	C1A-C2A-CAA-CBA
19	A	1140	CLA	C2-C3-C5-C6
19	A	1140	CLA	C4-C3-C5-C6
19	A	1801	CLA	CBD-CGD-O2D-CED
19	A	1138	CLA	CBD-CGD-O2D-CED
19	B	1023	CLA	CBD-CGD-O2D-CED
19	B	1012	CLA	C1A-C2A-CAA-CBA
19	B	1012	CLA	CAD-CBD-CGD-O1D
19	B	1012	CLA	CAD-CBD-CGD-O2D
19	B	1021	CLA	CBD-CGD-O2D-CED
19	B	1201	CLA	C1A-C2A-CAA-CBA
19	B	1202	CLA	C1A-C2A-CAA-CBA
19	B	1202	CLA	C3A-C2A-CAA-CBA
19	B	1203	CLA	C1A-C2A-CAA-CBA
19	B	1205	CLA	CHA-CBD-CGD-O1D
19	B	1205	CLA	CHA-CBD-CGD-O2D
19	B	1211	CLA	CBD-CGD-O2D-CED
19	B	1216	CLA	C1A-C2A-CAA-CBA
19	B	1217	CLA	C1A-C2A-CAA-CBA
19	B	1217	CLA	C3A-C2A-CAA-CBA
19	B	1219	CLA	CBD-CGD-O2D-CED
19	B	1220	CLA	C1A-C2A-CAA-CBA
19	B	1220	CLA	C3A-C2A-CAA-CBA
19	B	1222	CLA	CHA-CBD-CGD-O1D
19	B	1222	CLA	CHA-CBD-CGD-O2D
19	B	1222	CLA	CBD-CGD-O2D-CED
19	B	1223	CLA	C1A-C2A-CAA-CBA
19	B	1223	CLA	C3A-C2A-CAA-CBA
19	B	1224	CLA	C1A-C2A-CAA-CBA

Continued on next page...

Continued from previous page...

Mol	Chain	Res	Type	Atoms
19	B	1225	CLA	C1A-C2A-CAA-CBA
19	B	1225	CLA	C3A-C2A-CAA-CBA
19	B	1226	CLA	C1A-C2A-CAA-CBA
19	B	1229	CLA	CBD-CGD-O2D-CED
19	B	1230	CLA	C1A-C2A-CAA-CBA
19	B	1230	CLA	C3A-C2A-CAA-CBA
19	B	1232	CLA	CBD-CGD-O2D-CED
19	B	1234	CLA	C2-C3-C5-C6
19	B	1237	CLA	C1A-C2A-CAA-CBA
19	B	1239	CLA	C1A-C2A-CAA-CBA
19	B	1240	CLA	CAD-CBD-CGD-O2D
19	1	603	CLA	C1A-C2A-CAA-CBA
19	1	603	CLA	CHA-CBD-CGD-O1D
19	1	603	CLA	CHA-CBD-CGD-O2D
19	1	603	CLA	CBD-CGD-O2D-CED
19	1	604	CLA	CBD-CGD-O2D-CED
19	1	606	CLA	CBD-CGD-O2D-CED
19	1	610	CLA	CHA-CBD-CGD-O1D
19	1	610	CLA	CHA-CBD-CGD-O2D
19	1	613	CLA	C1A-C2A-CAA-CBA
19	1	613	CLA	CAD-CBD-CGD-O1D
19	1	613	CLA	CAD-CBD-CGD-O2D
19	1	615	CLA	C1A-C2A-CAA-CBA
19	1	615	CLA	C3A-C2A-CAA-CBA
19	1	615	CLA	CHA-CBD-CGD-O1D
19	1	615	CLA	CHA-CBD-CGD-O2D
19	2	603	CLA	CBD-CGD-O2D-CED
19	2	604	CLA	CBD-CGD-O2D-CED
19	2	610	CLA	C6-C7-C8-C9
19	3	603	CLA	CBD-CGD-O2D-CED
19	3	604	CLA	CBD-CGD-O2D-CED
19	3	606	CLA	C1A-C2A-CAA-CBA
19	3	606	CLA	C3A-C2A-CAA-CBA
19	3	607	CLA	C1A-C2A-CAA-CBA
19	3	609	CLA	CBD-CGD-O2D-CED
19	3	610	CLA	C3A-C2A-CAA-CBA
19	3	612	CLA	CBD-CGD-O2D-CED
19	3	614	CLA	C1A-C2A-CAA-CBA
19	3	614	CLA	CBD-CGD-O2D-CED
19	4	614	CLA	CAD-CBD-CGD-O1D
19	4	614	CLA	CAD-CBD-CGD-O2D
19	4	603	CLA	CBD-CGD-O2D-CED

Continued on next page...

Continued from previous page...

Mol	Chain	Res	Type	Atoms
19	4	604	CLA	CBD-CGD-O2D-CED
19	4	612	CLA	CHA-CBD-CGD-O2D
19	F	301	CLA	CBD-CGD-O2D-CED
19	F	302	CLA	CHA-CBD-CGD-O2D
19	G	218	CLA	CHA-CBD-CGD-O2D
19	G	201	CLA	CBD-CGD-O2D-CED
19	G	202	CLA	C1A-C2A-CAA-CBA
19	H	200	CLA	CBD-CGD-O2D-CED
19	J	102	CLA	CAD-CBD-CGD-O1D
19	J	102	CLA	CAD-CBD-CGD-O2D
19	K	201	CLA	C1A-C2A-CAA-CBA
19	K	201	CLA	CHA-CBD-CGD-O1D
19	K	201	CLA	CHA-CBD-CGD-O2D
19	K	202	CLA	C1A-C2A-CAA-CBA
19	K	202	CLA	CBA-CGA-O2A-C1
19	K	204	CLA	C1A-C2A-CAA-CBA
19	L	302	CLA	C1A-C2A-CAA-CBA
19	L	302	CLA	C3A-C2A-CAA-CBA
19	L	303	CLA	C1A-C2A-CAA-CBA
19	L	303	CLA	CBD-CGD-O2D-CED
22	A	4001	BCR	C7-C8-C9-C10
22	A	4001	BCR	C21-C22-C23-C24
22	A	4003	BCR	C7-C8-C9-C34
22	A	4003	BCR	C21-C22-C23-C24
22	A	4007	BCR	C22-C23-C24-C25
22	A	4007	BCR	C23-C24-C25-C26
22	A	4007	BCR	C23-C24-C25-C30
22	A	4008	BCR	C7-C8-C9-C10
22	A	4008	BCR	C22-C23-C24-C25
22	A	4011	BCR	C7-C8-C9-C34
22	A	4011	BCR	C18-C19-C20-C21
22	A	4011	BCR	C20-C21-C22-C23
22	A	4011	BCR	C20-C21-C22-C37
22	A	4011	BCR	C22-C23-C24-C25
22	B	2004	BCR	C11-C12-C13-C14
22	B	2004	BCR	C37-C22-C23-C24
22	B	2004	BCR	C22-C23-C24-C25
22	B	4006	BCR	C6-C7-C8-C9
22	B	4010	BCR	C6-C7-C8-C9
22	B	4010	BCR	C7-C8-C9-C10
22	B	4010	BCR	C21-C22-C23-C24
22	B	4017	BCR	C10-C11-C12-C13

Continued on next page...

Continued from previous page...

Mol	Chain	Res	Type	Atoms
22	B	4017	BCR	C18-C19-C20-C21
22	B	4017	BCR	C20-C21-C22-C23
22	B	4017	BCR	C20-C21-C22-C37
22	B	4017	BCR	C21-C22-C23-C24
22	B	4017	BCR	C22-C23-C24-C25
22	B	4014	BCR	C6-C7-C8-C9
22	B	4014	BCR	C9-C10-C11-C12
22	B	4014	BCR	C10-C11-C12-C13
22	B	4014	BCR	C11-C12-C13-C14
22	B	4014	BCR	C11-C12-C13-C35
22	B	4014	BCR	C14-C15-C16-C17
22	B	4014	BCR	C21-C22-C23-C24
22	3	623	BCR	C11-C10-C9-C8
22	3	623	BCR	C11-C12-C13-C14
22	3	623	BCR	C14-C15-C16-C17
22	3	623	BCR	C15-C16-C17-C18
22	3	623	BCR	C16-C17-C18-C36
22	3	624	BCR	C6-C7-C8-C9
22	F	416	BCR	C7-C8-C9-C10
22	F	416	BCR	C18-C19-C20-C21
22	F	416	BCR	C21-C22-C23-C24
22	F	416	BCR	C37-C22-C23-C24
22	F	416	BCR	C22-C23-C24-C25
22	I	118	BCR	C6-C7-C8-C9
22	I	118	BCR	C7-C8-C9-C10
22	I	118	BCR	C7-C8-C9-C34
22	I	118	BCR	C21-C22-C23-C24
22	I	120	BCR	C6-C7-C8-C9
22	I	120	BCR	C21-C22-C23-C24
22	I	120	BCR	C37-C22-C23-C24
22	J	212	BCR	C6-C7-C8-C9
22	J	212	BCR	C7-C8-C9-C10
22	J	212	BCR	C7-C8-C9-C34
22	J	212	BCR	C21-C22-C23-C24
22	J	212	BCR	C37-C22-C23-C24
22	J	213	BCR	C6-C7-C8-C9
22	J	213	BCR	C22-C23-C24-C25
22	K	301	BCR	C6-C7-C8-C9
22	K	301	BCR	C7-C8-C9-C34
22	K	301	BCR	C21-C22-C23-C24
22	L	419	BCR	C7-C8-C9-C10
22	L	419	BCR	C22-C23-C24-C25

Continued on next page...

Continued from previous page...

Mol	Chain	Res	Type	Atoms
22	L	420	BCR	C18-C19-C20-C21
22	L	420	BCR	C22-C23-C24-C25
22	M	4021	BCR	C6-C7-C8-C9
23	A	5001	LHG	C3-O3-P-O5
23	A	5003	LHG	O7-C5-C6-O8
23	B	5101	LHG	C3-O3-P-O5
23	1	630	LHG	O1-C1-C2-O2
23	1	630	LHG	O1-C1-C2-C3
23	1	630	LHG	C3-O3-P-O5
23	1	630	LHG	C3-O3-P-O6
23	1	630	LHG	C4-O6-P-O5
23	2	630	LHG	C3-O3-P-O6
23	3	630	LHG	O6-C4-C5-O7
23	4	630	LHG	C4-O6-P-O5
24	A	5002	LMG	O9-C10-O7-C8
24	A	5002	LMG	C11-C10-O7-C8
25	B	5001	LMT	C2-C1-O1'-C1'
26	B	5002	DGD	C2B-C1B-O2G-C2G
26	B	5002	DGD	O1B-C1B-O2G-C2G
27	1	607	CHL	C1A-C2A-CAA-CBA
27	1	607	CHL	C3C-C2C-CMC-OMC
27	2	602	CHL	C1A-C2A-CAA-CBA
27	2	602	CHL	C1C-C2C-CMC-OMC
27	2	602	CHL	C3C-C2C-CMC-OMC
27	2	602	CHL	CHA-CBD-CGD-O1D
27	2	602	CHL	CHA-CBD-CGD-O2D
27	2	606	CHL	C3A-C2A-CAA-CBA
27	2	607	CHL	C1C-C2C-CMC-OMC
27	2	607	CHL	C3C-C2C-CMC-OMC
27	2	608	CHL	C3C-C2C-CMC-OMC
27	2	611	CHL	C1C-C2C-CMC-OMC
27	2	611	CHL	C3C-C2C-CMC-OMC
27	2	615	CHL	CHA-CBD-CGD-O1D
27	2	615	CHL	CHA-CBD-CGD-O2D
27	2	601	CHL	C1C-C2C-CMC-OMC
27	2	601	CHL	C3C-C2C-CMC-OMC
27	2	601	CHL	CHA-CBD-CGD-O1D
27	2	601	CHL	CHA-CBD-CGD-O2D
27	3	608	CHL	CBD-CGD-O2D-CED
27	4	606	CHL	C3C-C2C-CMC-OMC
27	4	607	CHL	C1C-C2C-CMC-OMC
27	4	607	CHL	C3C-C2C-CMC-OMC

Continued on next page...

Continued from previous page...

Mol	Chain	Res	Type	Atoms
27	4	608	CHL	C1A-C2A-CAA-CBA
27	4	608	CHL	CBD-CGD-O2D-CED
28	1	620	LUT	C21-C26-C27-C28
28	1	620	LUT	C25-C26-C27-C28
28	1	621	LUT	C21-C26-C27-C28
28	1	621	LUT	C25-C26-C27-C28
28	2	620	LUT	C21-C26-C27-C28
28	2	621	LUT	C21-C26-C27-C28
28	2	621	LUT	C29-C30-C31-C32
28	2	623	LUT	C7-C8-C9-C10
28	2	623	LUT	C7-C8-C9-C19
28	2	623	LUT	C11-C12-C13-C14
28	2	623	LUT	C11-C12-C13-C20
28	2	623	LUT	C25-C26-C27-C28
28	3	620	LUT	C21-C26-C27-C28
28	3	621	LUT	C21-C26-C27-C28
28	3	621	LUT	C27-C28-C29-C30
28	3	621	LUT	C27-C28-C29-C39
28	3	621	LUT	C31-C32-C33-C34
28	3	621	LUT	C31-C32-C33-C40
28	4	620	LUT	C21-C26-C27-C28
28	4	620	LUT	C25-C26-C27-C28
28	4	621	LUT	C1-C6-C7-C8
28	4	621	LUT	C5-C6-C7-C8
28	4	623	LUT	C25-C26-C27-C28
28	4	623	LUT	C27-C28-C29-C30
28	4	623	LUT	C27-C28-C29-C39
19	A	1022	CLA	O1D-CGD-O2D-CED
19	A	1104	CLA	O1D-CGD-O2D-CED
19	A	1108	CLA	O1D-CGD-O2D-CED
19	A	1121	CLA	O1D-CGD-O2D-CED
19	A	1126	CLA	O1D-CGD-O2D-CED
19	A	1134	CLA	O1D-CGD-O2D-CED
19	A	1139	CLA	O1D-CGD-O2D-CED
19	B	1023	CLA	O1D-CGD-O2D-CED
19	B	1219	CLA	O1D-CGD-O2D-CED
19	B	1229	CLA	O1D-CGD-O2D-CED
19	B	1232	CLA	O1D-CGD-O2D-CED
19	1	604	CLA	O1D-CGD-O2D-CED
19	3	612	CLA	O1D-CGD-O2D-CED
19	H	200	CLA	O1D-CGD-O2D-CED
19	L	303	CLA	O1D-CGD-O2D-CED

Continued on next page...

Continued from previous page...

Mol	Chain	Res	Type	Atoms
27	4	608	CHL	O1D-CGD-O2D-CED
19	A	1122	CLA	O1D-CGD-O2D-CED
19	1	606	CLA	O1D-CGD-O2D-CED
19	1	608	CLA	O1D-CGD-O2D-CED
19	1	613	CLA	O1D-CGD-O2D-CED
19	2	603	CLA	O1D-CGD-O2D-CED
19	3	614	CLA	O1D-CGD-O2D-CED
19	4	604	CLA	O1D-CGD-O2D-CED
19	K	204	CLA	O1D-CGD-O2D-CED
19	A	1022	CLA	CBD-CGD-O2D-CED
19	A	1103	CLA	CBD-CGD-O2D-CED
19	A	1104	CLA	CBD-CGD-O2D-CED
19	A	1108	CLA	CBD-CGD-O2D-CED
19	A	1109	CLA	CBD-CGD-O2D-CED
19	A	1112	CLA	CBD-CGD-O2D-CED
19	A	1121	CLA	CBD-CGD-O2D-CED
19	A	1122	CLA	CBD-CGD-O2D-CED
19	A	1131	CLA	CBD-CGD-O2D-CED
19	A	1134	CLA	CBD-CGD-O2D-CED
19	A	1139	CLA	CBD-CGD-O2D-CED
19	B	1206	CLA	CBD-CGD-O2D-CED
19	B	1235	CLA	CBD-CGD-O2D-CED
19	B	1239	CLA	CBD-CGD-O2D-CED
19	1	608	CLA	CBD-CGD-O2D-CED
19	1	610	CLA	CBD-CGD-O2D-CED
19	1	611	CLA	CBD-CGD-O2D-CED
19	1	613	CLA	CBD-CGD-O2D-CED
19	3	606	CLA	CBD-CGD-O2D-CED
19	4	614	CLA	CBD-CGD-O2D-CED
19	4	613	CLA	CBD-CGD-O2D-CED
19	F	302	CLA	CBD-CGD-O2D-CED
19	K	204	CLA	CBD-CGD-O2D-CED
27	2	608	CHL	CBD-CGD-O2D-CED
19	A	1110	CLA	O1A-CGA-O2A-C1
19	A	1138	CLA	O1D-CGD-O2D-CED
19	2	604	CLA	O1D-CGD-O2D-CED
27	2	608	CHL	O1D-CGD-O2D-CED
19	1	614	CLA	CBA-CGA-O2A-C1
25	A	5004	LMT	C3'-C4'-O1B-C1B
19	A	1131	CLA	O1D-CGD-O2D-CED
19	3	606	CLA	O1D-CGD-O2D-CED
19	4	614	CLA	O1D-CGD-O2D-CED

Continued on next page...

Continued from previous page...

Mol	Chain	Res	Type	Atoms
19	L	301	CLA	CBA-CGA-O2A-C1
23	3	630	LHG	C24-C23-O8-C6
19	A	1118	CLA	O1A-CGA-O2A-C1
19	A	1121	CLA	O1A-CGA-O2A-C1
19	A	1138	CLA	O1A-CGA-O2A-C1
19	B	1012	CLA	O1A-CGA-O2A-C1
19	1	603	CLA	O1A-CGA-O2A-C1
19	2	609	CLA	O1A-CGA-O2A-C1
19	3	603	CLA	O1A-CGA-O2A-C1
19	4	603	CLA	O1A-CGA-O2A-C1
19	4	613	CLA	O1A-CGA-O2A-C1
19	L	301	CLA	O1A-CGA-O2A-C1
23	3	630	LHG	O10-C23-O8-C6
19	1	614	CLA	O1A-CGA-O2A-C1
19	K	202	CLA	O1A-CGA-O2A-C1
19	A	1109	CLA	O1D-CGD-O2D-CED
19	B	1021	CLA	O1D-CGD-O2D-CED
19	B	1239	CLA	O1D-CGD-O2D-CED
19	4	603	CLA	O1D-CGD-O2D-CED
19	A	1013	CLA	O1D-CGD-O2D-CED
19	A	1132	CLA	O1D-CGD-O2D-CED
19	B	1211	CLA	O1D-CGD-O2D-CED
19	1	603	CLA	O1D-CGD-O2D-CED
19	3	604	CLA	O1D-CGD-O2D-CED
19	F	301	CLA	O1D-CGD-O2D-CED
19	G	201	CLA	O1D-CGD-O2D-CED
19	A	1801	CLA	O1D-CGD-O2D-CED
19	4	612	CLA	O1A-CGA-O2A-C1
19	F	302	CLA	O1A-CGA-O2A-C1
19	A	1103	CLA	C3-C5-C6-C7
19	A	1124	CLA	C3-C5-C6-C7
19	A	1128	CLA	C3-C5-C6-C7
19	A	1138	CLA	C3-C5-C6-C7
19	B	1214	CLA	C3-C5-C6-C7
19	3	602	CLA	C3-C5-C6-C7
19	G	218	CLA	C3-C5-C6-C7
19	A	1117	CLA	O1D-CGD-O2D-CED
19	3	603	CLA	O1D-CGD-O2D-CED
27	3	608	CHL	O1D-CGD-O2D-CED
19	A	1121	CLA	CBA-CGA-O2A-C1
19	1	603	CLA	CBA-CGA-O2A-C1
19	2	609	CLA	CBA-CGA-O2A-C1

Continued on next page...

Continued from previous page...

Mol	Chain	Res	Type	Atoms
19	3	603	CLA	CBA-CGA-O2A-C1
19	3	614	CLA	CBA-CGA-O2A-C1
19	4	603	CLA	CBA-CGA-O2A-C1
19	4	613	CLA	CBA-CGA-O2A-C1
19	G	201	CLA	CBA-CGA-O2A-C1
19	A	1101	CLA	CBD-CGD-O2D-CED
19	A	1107	CLA	CBD-CGD-O2D-CED
19	A	1111	CLA	CBD-CGD-O2D-CED
19	A	1113	CLA	CBD-CGD-O2D-CED
19	B	1204	CLA	CBD-CGD-O2D-CED
19	B	1208	CLA	CBD-CGD-O2D-CED
19	B	1213	CLA	CBD-CGD-O2D-CED
19	B	1226	CLA	CBD-CGD-O2D-CED
19	B	1230	CLA	CBD-CGD-O2D-CED
19	3	610	CLA	CBD-CGD-O2D-CED
19	4	611	CLA	CBD-CGD-O2D-CED
19	G	218	CLA	CBD-CGD-O2D-CED
19	G	202	CLA	CBD-CGD-O2D-CED
19	J	102	CLA	CBD-CGD-O2D-CED
19	K	201	CLA	CBD-CGD-O2D-CED
19	K	202	CLA	CBD-CGD-O2D-CED
27	4	607	CHL	CBD-CGD-O2D-CED
19	A	1103	CLA	O1D-CGD-O2D-CED
19	B	1222	CLA	O1D-CGD-O2D-CED
19	3	609	CLA	O1D-CGD-O2D-CED
19	A	1122	CLA	O1A-CGA-O2A-C1
19	B	1222	CLA	O1A-CGA-O2A-C1
19	1	611	CLA	O1A-CGA-O2A-C1
19	B	1012	CLA	C4-C3-C5-C6
19	1	603	CLA	C4-C3-C5-C6
19	B	1012	CLA	C2-C3-C5-C6
19	1	603	CLA	C2-C3-C5-C6
19	B	1222	CLA	CBA-CGA-O2A-C1
19	1	611	CLA	CBA-CGA-O2A-C1
19	3	617	CLA	CBA-CGA-O2A-C1
19	F	302	CLA	CBA-CGA-O2A-C1
19	G	202	CLA	CBA-CGA-O2A-C1
19	A	1114	CLA	CBD-CGD-O2D-CED
19	B	1203	CLA	CBD-CGD-O2D-CED
19	B	1225	CLA	CBD-CGD-O2D-CED
19	3	617	CLA	CBD-CGD-O2D-CED
19	A	1112	CLA	O1D-CGD-O2D-CED

Continued on next page...

Continued from previous page...

Mol	Chain	Res	Type	Atoms
19	B	1201	CLA	C2A-CAA-CBA-CGA
27	2	607	CHL	C2A-CAA-CBA-CGA
19	B	1229	CLA	C3-C5-C6-C7
19	2	610	CLA	C3-C5-C6-C7
19	3	607	CLA	C3-C5-C6-C7
19	A	1118	CLA	CBA-CGA-O2A-C1
19	A	1128	CLA	CBA-CGA-O2A-C1
19	A	1135	CLA	CBA-CGA-O2A-C1
19	A	1138	CLA	CBA-CGA-O2A-C1
19	B	1012	CLA	CBA-CGA-O2A-C1
19	B	1203	CLA	CBA-CGA-O2A-C1
19	B	1228	CLA	CBA-CGA-O2A-C1
19	3	604	CLA	CBA-CGA-O2A-C1
19	4	604	CLA	CBA-CGA-O2A-C1
19	3	617	CLA	O1A-CGA-O2A-C1
19	G	202	CLA	O1A-CGA-O2A-C1
19	B	1228	CLA	O1A-CGA-O2A-C1
19	3	604	CLA	O1A-CGA-O2A-C1
24	A	5002	LMG	O10-C28-O8-C9
19	4	612	CLA	CBA-CGA-O2A-C1
19	1	610	CLA	O1D-CGD-O2D-CED
18	A	1011	CL0	C3-C5-C6-C7
19	3	610	CLA	C3-C5-C6-C7
19	A	1130	CLA	CBD-CGD-O2D-CED
19	B	1231	CLA	CBD-CGD-O2D-CED
19	2	610	CLA	CBD-CGD-O2D-CED
23	4	630	LHG	O2-C2-C3-O3
19	1	611	CLA	O1D-CGD-O2D-CED
19	4	613	CLA	O1D-CGD-O2D-CED
19	A	1122	CLA	CBA-CGA-O2A-C1
19	B	1229	CLA	CBA-CGA-O2A-C1
19	3	614	CLA	O1A-CGA-O2A-C1
19	G	201	CLA	O1A-CGA-O2A-C1
19	B	1210	CLA	C2C-C3C-CAC-CBC
19	B	1216	CLA	C2C-C3C-CAC-CBC
19	1	615	CLA	CBD-CGD-O2D-CED
19	3	611	CLA	CBD-CGD-O2D-CED
23	4	630	LHG	C8-C7-O7-C5
19	F	302	CLA	O1D-CGD-O2D-CED
19	2	613	CLA	C3-C5-C6-C7
19	B	1216	CLA	CBD-CGD-O2D-CED
19	2	613	CLA	CBD-CGD-O2D-CED

Continued on next page...

Continued from previous page...

Mol	Chain	Res	Type	Atoms
19	4	601	CLA	CBD-CGD-O2D-CED
25	G	402	LMT	O5'-C5'-C6'-O6'
19	B	1235	CLA	O1D-CGD-O2D-CED
19	B	1215	CLA	C4-C3-C5-C6
19	B	1215	CLA	C2-C3-C5-C6
19	A	1128	CLA	O1A-CGA-O2A-C1
19	A	1135	CLA	O1A-CGA-O2A-C1
23	4	630	LHG	O9-C7-O7-C5
19	B	1206	CLA	O1D-CGD-O2D-CED
19	A	1133	CLA	CBD-CGD-O2D-CED
19	2	612	CLA	CBD-CGD-O2D-CED
24	J	301	LMG	O6-C5-C6-O5
19	L	303	CLA	C2A-CAA-CBA-CGA
19	B	1229	CLA	O1A-CGA-O2A-C1
19	4	604	CLA	O1A-CGA-O2A-C1
24	A	5002	LMG	O6-C1-O1-C7
26	B	5002	DGD	O6D-C1D-O3G-C3G
19	A	1127	CLA	CBA-CGA-O2A-C1
19	B	1021	CLA	CBA-CGA-O2A-C1
24	A	5002	LMG	C29-C28-O8-C9
19	A	1124	CLA	CBD-CGD-O2D-CED
19	B	1236	CLA	CBD-CGD-O2D-CED
19	1	612	CLA	CBD-CGD-O2D-CED
19	3	613	CLA	CBD-CGD-O2D-CED
19	4	612	CLA	CBD-CGD-O2D-CED
27	2	615	CHL	CBD-CGD-O2D-CED
27	4	615	CHL	CBD-CGD-O2D-CED
25	G	401	LMT	O5'-C5'-C6'-O6'
19	K	202	CLA	C2C-C3C-CAC-CBC
19	A	1116	CLA	CBD-CGD-O2D-CED
19	4	610	CLA	CBD-CGD-O2D-CED
27	2	607	CHL	CBD-CGD-O2D-CED
22	L	420	BCR	C19-C20-C21-C22
19	A	1127	CLA	O1A-CGA-O2A-C1
19	B	1021	CLA	O1A-CGA-O2A-C1
19	B	1203	CLA	O1A-CGA-O2A-C1
19	G	218	CLA	O1A-CGA-O2A-C1
18	A	1011	CL0	CBA-CGA-O2A-C1
19	A	1104	CLA	CBA-CGA-O2A-C1
19	A	1125	CLA	CBA-CGA-O2A-C1
19	A	1136	CLA	CBA-CGA-O2A-C1
19	B	1201	CLA	CBA-CGA-O2A-C1

Continued on next page...

Continued from previous page...

Mol	Chain	Res	Type	Atoms
19	B	1240	CLA	CBA-CGA-O2A-C1
19	1	604	CLA	CBA-CGA-O2A-C1
19	3	607	CLA	CBA-CGA-O2A-C1
19	G	218	CLA	CBA-CGA-O2A-C1
23	B	5101	LHG	C24-C23-O8-C6
23	1	630	LHG	C24-C23-O8-C6
19	A	1119	CLA	CBD-CGD-O2D-CED
27	4	606	CHL	CBD-CGD-O2D-CED
24	J	301	LMG	C4-C5-C6-O5
19	A	1115	CLA	C2C-C3C-CAC-CBC
19	B	1230	CLA	O1D-CGD-O2D-CED
19	G	202	CLA	O1D-CGD-O2D-CED
19	L	302	CLA	C4C-C3C-CAC-CBC
19	A	1106	CLA	C3-C5-C6-C7
19	3	609	CLA	C3-C5-C6-C7
19	B	1210	CLA	C11-C12-C13-C14
19	B	1214	CLA	C6-C7-C8-C9
19	B	1215	CLA	C6-C7-C8-C9
19	B	1223	CLA	C14-C13-C15-C16
19	B	1224	CLA	C6-C7-C8-C9
27	2	601	CHL	C6-C7-C8-C9
27	2	601	CHL	C11-C12-C13-C14
19	A	1107	CLA	O1D-CGD-O2D-CED
19	A	1113	CLA	O1D-CGD-O2D-CED
19	G	218	CLA	O1D-CGD-O2D-CED
27	4	607	CHL	O1D-CGD-O2D-CED
24	A	5002	LMG	C2-C1-O1-C7
26	B	5002	DGD	C2D-C1D-O3G-C3G
19	B	1226	CLA	O1D-CGD-O2D-CED
18	A	1011	CL0	O1A-CGA-O2A-C1
19	A	1104	CLA	O1A-CGA-O2A-C1
19	A	1125	CLA	O1A-CGA-O2A-C1
19	B	1201	CLA	O1A-CGA-O2A-C1
19	A	1101	CLA	O1D-CGD-O2D-CED
22	A	4001	BCR	C37-C22-C23-C24
22	A	4003	BCR	C37-C22-C23-C24
22	A	4008	BCR	C7-C8-C9-C34
22	A	4011	BCR	C37-C22-C23-C24
22	B	4005	BCR	C37-C22-C23-C24
22	B	4006	BCR	C7-C8-C9-C34
22	B	4010	BCR	C7-C8-C9-C34
22	B	4010	BCR	C37-C22-C23-C24

Continued on next page...

Continued from previous page...

Mol	Chain	Res	Type	Atoms
22	B	4017	BCR	C36-C18-C19-C20
22	B	4014	BCR	C37-C22-C23-C24
22	1	623	BCR	C37-C22-C23-C24
22	3	623	BCR	C11-C12-C13-C35
22	3	624	BCR	C7-C8-C9-C34
22	F	416	BCR	C7-C8-C9-C34
22	I	118	BCR	C37-C22-C23-C24
22	L	419	BCR	C7-C8-C9-C34
28	1	621	LUT	C27-C28-C29-C39
28	4	623	LUT	C7-C8-C9-C19
28	4	623	LUT	C31-C32-C33-C40
22	A	4011	BCR	C21-C22-C23-C24
22	B	2004	BCR	C7-C8-C9-C10
22	B	4005	BCR	C21-C22-C23-C24
22	B	4006	BCR	C7-C8-C9-C10
22	B	4014	BCR	C7-C8-C9-C10
22	3	623	BCR	C21-C22-C23-C24
28	1	621	LUT	C27-C28-C29-C30
28	4	620	LUT	C27-C28-C29-C30
28	4	623	LUT	C7-C8-C9-C10
28	4	623	LUT	C31-C32-C33-C34
19	A	1125	CLA	C2A-CAA-CBA-CGA
19	A	1140	CLA	C2A-CAA-CBA-CGA
19	B	1240	CLA	O1A-CGA-O2A-C1
19	1	604	CLA	O1A-CGA-O2A-C1
19	4	609	CLA	C3-C5-C6-C7
25	G	402	LMT	C4'-C5'-C6'-O6'
19	B	1228	CLA	CBD-CGD-O2D-CED
19	1	615	CLA	CBA-CGA-O2A-C1
19	4	614	CLA	CBA-CGA-O2A-C1
19	A	1801	CLA	CBA-CGA-O2A-C1
19	B	1214	CLA	CBA-CGA-O2A-C1
19	A	1118	CLA	C2-C1-O2A-CGA
19	A	1111	CLA	O1D-CGD-O2D-CED
19	B	1204	CLA	O1D-CGD-O2D-CED
19	K	202	CLA	O1D-CGD-O2D-CED
22	3	624	BCR	C14-C15-C16-C17
19	A	1111	CLA	C8-C10-C11-C12
19	B	1210	CLA	C10-C11-C12-C13
19	B	1213	CLA	O1D-CGD-O2D-CED
23	B	5101	LHG	C23-C24-C25-C26
19	4	611	CLA	O1D-CGD-O2D-CED

Continued on next page...

Continued from previous page...

Mol	Chain	Res	Type	Atoms
19	A	1127	CLA	CBD-CGD-O2D-CED
19	B	1021	CLA	C6-C7-C8-C10
19	J	102	CLA	O1D-CGD-O2D-CED
19	A	1106	CLA	CBA-CGA-O2A-C1
19	2	610	CLA	C4-C3-C5-C6
19	B	1208	CLA	O1D-CGD-O2D-CED
25	1	631	LMT	C4'-C5'-C6'-O6'
25	4	631	LMT	C4B-C5B-C6B-O6B
19	3	607	CLA	O1A-CGA-O2A-C1
19	K	201	CLA	O1D-CGD-O2D-CED
19	B	1237	CLA	C5-C6-C7-C8
20	A	2001	PQN	C23-C25-C26-C27
19	B	1214	CLA	C2A-CAA-CBA-CGA
19	B	1224	CLA	C2A-CAA-CBA-CGA
19	B	1237	CLA	C2A-CAA-CBA-CGA
19	B	1238	CLA	C2A-CAA-CBA-CGA
19	K	202	CLA	C2A-CAA-CBA-CGA
27	1	607	CHL	C2A-CAA-CBA-CGA
27	1	601	CHL	C2A-CAA-CBA-CGA
27	2	608	CHL	C2A-CAA-CBA-CGA
27	3	608	CHL	C2A-CAA-CBA-CGA
27	4	607	CHL	C2A-CAA-CBA-CGA
27	4	608	CHL	C2A-CAA-CBA-CGA
19	B	1225	CLA	O1D-CGD-O2D-CED
22	A	4001	BCR	C10-C11-C12-C13
22	A	4001	BCR	C18-C19-C20-C21
22	B	2004	BCR	C10-C11-C12-C13
22	B	4014	BCR	C18-C19-C20-C21
19	A	1127	CLA	C8-C10-C11-C12
19	B	1238	CLA	C5-C6-C7-C8
19	2	610	CLA	C5-C6-C7-C8
20	B	2002	PQN	C15-C16-C17-C18
27	2	601	CHL	C13-C15-C16-C17
19	A	8895	CLA	C3-C5-C6-C7
26	B	5002	DGD	O6E-C1E-O5D-C6D
19	3	610	CLA	O1D-CGD-O2D-CED
25	A	5004	LMT	C4'-C5'-C6'-O6'
19	A	1119	CLA	C15-C16-C17-C18
19	B	1023	CLA	C10-C11-C12-C13
19	B	1238	CLA	C10-C11-C12-C13
19	2	613	CLA	C5-C6-C7-C8
20	B	2002	PQN	C20-C21-C22-C23

Continued on next page...

Continued from previous page...

Mol	Chain	Res	Type	Atoms
27	2	601	CHL	C5-C6-C7-C8
27	2	601	CHL	C15-C16-C17-C18
27	2	601	CHL	C8-C10-C11-C12
19	2	610	CLA	O1D-CGD-O2D-CED
19	A	1114	CLA	O1D-CGD-O2D-CED
19	3	617	CLA	O1D-CGD-O2D-CED
19	B	1215	CLA	CBD-CGD-O2D-CED
19	A	1801	CLA	O1A-CGA-O2A-C1
19	B	1203	CLA	O1D-CGD-O2D-CED
19	A	1103	CLA	CBA-CGA-O2A-C1
19	A	1124	CLA	CBA-CGA-O2A-C1
19	A	1126	CLA	CBA-CGA-O2A-C1
19	B	1237	CLA	CBA-CGA-O2A-C1
19	3	613	CLA	CBA-CGA-O2A-C1
25	1	631	LMT	C4B-C5B-C6B-O6B
19	3	614	CLA	O2A-C1-C2-C3
19	A	1135	CLA	C2C-C3C-CAC-CBC
19	A	1106	CLA	O1A-CGA-O2A-C1
19	A	1136	CLA	O1A-CGA-O2A-C1
19	1	612	CLA	CBA-CGA-O2A-C1
19	2	603	CLA	CBA-CGA-O2A-C1
23	A	5003	LHG	C23-C24-C25-C26
19	B	1210	CLA	C15-C16-C17-C18
19	A	1130	CLA	O1D-CGD-O2D-CED
19	B	1021	CLA	C5-C6-C7-C8
23	4	630	LHG	C1-C2-C3-O3
19	A	1110	CLA	C2A-CAA-CBA-CGA
19	A	1121	CLA	C2A-CAA-CBA-CGA
27	2	602	CHL	C2A-CAA-CBA-CGA
19	B	1231	CLA	O1D-CGD-O2D-CED
19	B	1225	CLA	C15-C16-C17-C18
19	3	609	CLA	C8-C10-C11-C12
19	1	615	CLA	O1D-CGD-O2D-CED
19	3	611	CLA	O1D-CGD-O2D-CED
19	4	601	CLA	O1D-CGD-O2D-CED
19	A	1127	CLA	C15-C16-C17-C18
19	B	1215	CLA	C5-C6-C7-C8
19	4	611	CLA	C5-C6-C7-C8
19	3	609	CLA	C10-C11-C12-C13
26	B	5002	DGD	C2A-C1A-O1G-C1G
20	B	2002	PQN	C14-C13-C15-C16
19	A	1111	CLA	C10-C11-C12-C13

Continued on next page...

Continued from previous page...

Mol	Chain	Res	Type	Atoms
19	A	1138	CLA	C5-C6-C7-C8
19	B	1203	CLA	C3-C5-C6-C7
19	B	1226	CLA	C3-C5-C6-C7
23	A	5001	LHG	C8-C7-O7-C5
25	B	5001	LMT	C4'-C5'-C6'-O6'
25	A	5004	LMT	C2'-C1'-O1'-C1
26	B	5002	DGD	C2E-C1E-O5D-C6D
22	A	4002	BCR	C16-C17-C18-C36
22	A	4002	BCR	C20-C21-C22-C37
22	A	4003	BCR	C16-C17-C18-C36
22	A	4008	BCR	C20-C21-C22-C37
22	B	4017	BCR	C16-C17-C18-C36
22	B	4014	BCR	C35-C13-C14-C15
22	3	623	BCR	C11-C10-C9-C34
22	F	416	BCR	C20-C21-C22-C37
22	G	311	BCR	C20-C21-C22-C37
22	I	120	BCR	C11-C10-C9-C34
22	I	120	BCR	C35-C13-C14-C15
22	J	212	BCR	C16-C17-C18-C36
22	J	213	BCR	C20-C21-C22-C37
22	K	301	BCR	C11-C10-C9-C34
27	2	606	CHL	CBD-CGD-O2D-CED
22	A	4001	BCR	C7-C8-C9-C34
22	B	2004	BCR	C7-C8-C9-C34
22	B	4014	BCR	C7-C8-C9-C34
22	I	120	BCR	C7-C8-C9-C34
28	1	620	LUT	C27-C28-C29-C39
28	4	620	LUT	C11-C12-C13-C20
28	4	620	LUT	C27-C28-C29-C39
22	I	120	BCR	C7-C8-C9-C10
28	1	620	LUT	C27-C28-C29-C30
19	B	1214	CLA	O1A-CGA-O2A-C1
19	A	1106	CLA	C2A-CAA-CBA-CGA
19	A	1114	CLA	C2A-CAA-CBA-CGA
19	A	1127	CLA	C2A-CAA-CBA-CGA
19	L	302	CLA	C2A-CAA-CBA-CGA
27	2	615	CHL	C2A-CAA-CBA-CGA
19	K	201	CLA	C2C-C3C-CAC-CBC
19	B	1229	CLA	C5-C6-C7-C8
23	A	5003	LHG	O1-C1-C2-C3
23	2	630	LHG	O1-C1-C2-C3
19	1	603	CLA	C6-C7-C8-C9

Continued on next page...

Continued from previous page...

Mol	Chain	Res	Type	Atoms
19	3	603	CLA	C6-C7-C8-C9
19	2	613	CLA	O1D-CGD-O2D-CED
19	A	1126	CLA	O1A-CGA-O2A-C1
22	A	4003	BCR	C11-C10-C9-C8
22	A	4003	BCR	C16-C17-C18-C19
22	A	4008	BCR	C20-C21-C22-C23
22	A	4011	BCR	C12-C13-C14-C15
22	B	4014	BCR	C11-C10-C9-C8
22	B	4014	BCR	C20-C21-C22-C23
22	3	623	BCR	C16-C17-C18-C19
22	3	624	BCR	C16-C17-C18-C19
22	I	118	BCR	C11-C10-C9-C8
22	I	118	BCR	C20-C21-C22-C23
22	I	120	BCR	C11-C10-C9-C8
22	I	120	BCR	C12-C13-C14-C15
22	J	212	BCR	C12-C13-C14-C15
22	J	212	BCR	C16-C17-C18-C19
22	J	213	BCR	C11-C10-C9-C8
22	K	301	BCR	C20-C21-C22-C23
20	B	2002	PQN	C12-C13-C15-C16
19	A	1133	CLA	O1D-CGD-O2D-CED
19	B	1216	CLA	O1D-CGD-O2D-CED
19	2	612	CLA	O1D-CGD-O2D-CED
19	3	609	CLA	CBA-CGA-O2A-C1
19	A	1118	CLA	C5-C6-C7-C8
19	B	1201	CLA	CBD-CGD-O2D-CED
25	G	401	LMT	C4'-C5'-C6'-O6'
19	L	301	CLA	C2-C1-O2A-CGA
19	B	1012	CLA	C6-C7-C8-C10
19	B	1213	CLA	C6-C7-C8-C10
19	3	603	CLA	C6-C7-C8-C10
22	A	4011	BCR	C14-C15-C16-C17
22	F	416	BCR	C14-C15-C16-C17
19	B	1224	CLA	C2C-C3C-CAC-CBC
23	2	630	LHG	C26-C27-C28-C29
25	G	401	LMT	C2-C1-O1'-C1'
19	4	612	CLA	O1D-CGD-O2D-CED
19	B	1021	CLA	C8-C10-C11-C12
27	2	607	CHL	CBA-CGA-O2A-C1
19	A	1111	CLA	C16-C17-C18-C19
19	B	1012	CLA	C6-C7-C8-C9
19	B	1213	CLA	C6-C7-C8-C9

Continued on next page...

Continued from previous page...

Mol	Chain	Res	Type	Atoms
19	1	603	CLA	C6-C7-C8-C10
19	3	602	CLA	C11-C12-C13-C14
19	L	302	CLA	C11-C12-C13-C15
27	1	601	CHL	C6-C7-C8-C9
19	3	613	CLA	O1A-CGA-O2A-C1
19	A	1103	CLA	C6-C7-C8-C10
19	B	1210	CLA	C11-C12-C13-C15
19	B	1214	CLA	C6-C7-C8-C10
19	B	1225	CLA	C11-C10-C8-C7
24	J	301	LMG	C18-C19-C20-C21
19	B	1238	CLA	CBA-CGA-O2A-C1
19	A	1103	CLA	O1A-CGA-O2A-C1
19	B	1215	CLA	C3-C5-C6-C7
19	A	1101	CLA	C3A-C2A-CAA-CBA
19	A	1107	CLA	C3A-C2A-CAA-CBA
19	A	1111	CLA	C3A-C2A-CAA-CBA
19	A	1125	CLA	C3A-C2A-CAA-CBA
19	A	1128	CLA	C3A-C2A-CAA-CBA
19	A	1130	CLA	C3A-C2A-CAA-CBA
19	A	1135	CLA	C3A-C2A-CAA-CBA
19	A	5005	CLA	C3A-C2A-CAA-CBA
19	B	1012	CLA	C3A-C2A-CAA-CBA
19	B	1203	CLA	C3A-C2A-CAA-CBA
19	B	1210	CLA	C3A-C2A-CAA-CBA
19	B	1216	CLA	C3A-C2A-CAA-CBA
19	B	1234	CLA	C3A-C2A-CAA-CBA
19	B	1239	CLA	C3A-C2A-CAA-CBA
19	1	603	CLA	C3A-C2A-CAA-CBA
19	3	603	CLA	C3A-C2A-CAA-CBA
19	3	607	CLA	C3A-C2A-CAA-CBA
19	3	617	CLA	C3A-C2A-CAA-CBA
19	4	603	CLA	C3A-C2A-CAA-CBA
19	G	202	CLA	C3A-C2A-CAA-CBA
19	J	102	CLA	C3A-C2A-CAA-CBA
19	K	201	CLA	C3A-C2A-CAA-CBA
19	K	204	CLA	C3A-C2A-CAA-CBA
19	L	303	CLA	C3A-C2A-CAA-CBA
27	1	607	CHL	C3A-C2A-CAA-CBA
27	2	615	CHL	C3A-C2A-CAA-CBA
19	3	613	CLA	O1D-CGD-O2D-CED
27	4	615	CHL	O1D-CGD-O2D-CED
22	A	4003	BCR	C19-C20-C21-C22

Continued on next page...

Continued from previous page...

Mol	Chain	Res	Type	Atoms
19	A	1111	CLA	C16-C17-C18-C20
19	3	602	CLA	C11-C12-C13-C15
19	L	302	CLA	C11-C12-C13-C14
23	A	5003	LHG	C24-C25-C26-C27
19	A	1140	CLA	CBA-CGA-O2A-C1
19	1	610	CLA	CBA-CGA-O2A-C1
23	A	5003	LHG	C24-C23-O8-C6
23	1	630	LHG	C12-C13-C14-C15
19	A	1124	CLA	O1A-CGA-O2A-C1
19	3	609	CLA	O1A-CGA-O2A-C1
26	B	5002	DGD	CAA-CBA-CCA-CDA
23	2	630	LHG	C27-C28-C29-C30
19	A	1022	CLA	C4C-C3C-CAC-CBC
19	A	8895	CLA	C4C-C3C-CAC-CBC
19	1	612	CLA	O1D-CGD-O2D-CED
19	B	1236	CLA	O1D-CGD-O2D-CED
22	A	4008	BCR	C1-C6-C7-C8
22	A	4008	BCR	C5-C6-C7-C8
22	A	4008	BCR	C23-C24-C25-C26
22	B	4006	BCR	C1-C6-C7-C8
22	B	4006	BCR	C5-C6-C7-C8
22	B	4017	BCR	C23-C24-C25-C26
22	B	4017	BCR	C23-C24-C25-C30
22	1	623	BCR	C23-C24-C25-C30
22	3	623	BCR	C1-C6-C7-C8
22	3	623	BCR	C5-C6-C7-C8
22	3	623	BCR	C23-C24-C25-C26
22	3	623	BCR	C23-C24-C25-C30
22	I	120	BCR	C1-C6-C7-C8
22	I	120	BCR	C5-C6-C7-C8
22	J	212	BCR	C23-C24-C25-C30
22	L	420	BCR	C23-C24-C25-C30
28	2	623	LUT	C1-C6-C7-C8
28	2	623	LUT	C5-C6-C7-C8
27	2	602	CHL	C5-C6-C7-C8
23	3	630	LHG	C24-C25-C26-C27
19	A	1124	CLA	O1D-CGD-O2D-CED
27	2	615	CHL	O1D-CGD-O2D-CED
19	B	1225	CLA	C2A-CAA-CBA-CGA
19	2	610	CLA	C2A-CAA-CBA-CGA
19	3	607	CLA	C2A-CAA-CBA-CGA
19	3	613	CLA	C2A-CAA-CBA-CGA

Continued on next page...

Continued from previous page...

Mol	Chain	Res	Type	Atoms
26	B	5002	DGD	C1B-C2B-C3B-C4B
23	A	5001	LHG	C27-C28-C29-C30
19	3	607	CLA	C4-C3-C5-C6
27	2	607	CHL	O1D-CGD-O2D-CED
22	A	4003	BCR	C18-C19-C20-C21
22	3	624	BCR	C10-C11-C12-C13
22	J	212	BCR	C18-C19-C20-C21
22	K	301	BCR	C18-C19-C20-C21
19	2	610	CLA	C2-C3-C5-C6
25	4	631	LMT	O5B-C5B-C6B-O6B
19	3	607	CLA	C11-C12-C13-C14
23	1	630	LHG	C23-C24-C25-C26
24	2	631	LMG	C28-C29-C30-C31
19	B	1216	CLA	CBA-CGA-O2A-C1
19	B	1223	CLA	C13-C15-C16-C17
19	1	615	CLA	O1A-CGA-O2A-C1
19	A	1116	CLA	O1D-CGD-O2D-CED
25	G	402	LMT	C2'-C1'-O1'-C1
19	B	1237	CLA	O1A-CGA-O2A-C1
23	A	5001	LHG	C24-C25-C26-C27
24	J	301	LMG	C16-C17-C18-C19
19	4	610	CLA	O1D-CGD-O2D-CED
22	B	2004	BCR	C13-C14-C15-C16
19	B	1235	CLA	C6-C7-C8-C10
23	A	5003	LHG	C8-C7-O7-C5
24	J	302	LMG	C11-C10-O7-C8
19	B	1214	CLA	C5-C6-C7-C8
19	4	614	CLA	O1A-CGA-O2A-C1
19	B	1210	CLA	CBD-CGD-O2D-CED
22	A	4008	BCR	C11-C12-C13-C35
22	K	301	BCR	C37-C22-C23-C24
22	A	4011	BCR	C7-C8-C9-C10
22	B	2004	BCR	C21-C22-C23-C24
19	1	613	CLA	C2A-CAA-CBA-CGA
19	4	604	CLA	C2A-CAA-CBA-CGA
19	4	613	CLA	C2A-CAA-CBA-CGA
19	A	1127	CLA	C16-C17-C18-C19
19	B	1202	CLA	C16-C17-C18-C20
19	B	1235	CLA	C6-C7-C8-C9
19	B	1240	CLA	C16-C17-C18-C20
19	3	607	CLA	C11-C12-C13-C15
19	I	121	CLA	C16-C17-C18-C19

Continued on next page...

Continued from previous page...

Mol	Chain	Res	Type	Atoms
19	I	121	CLA	CBD-CGD-O2D-CED
19	4	609	CLA	C4-C3-C5-C6
24	J	301	LMG	C34-C35-C36-C37
19	B	1238	CLA	O1A-CGA-O2A-C1
19	1	603	CLA	C3-C5-C6-C7
19	4	613	CLA	C5-C6-C7-C8
19	3	609	CLA	C11-C12-C13-C15
27	1	601	CHL	C6-C7-C8-C10
19	A	1140	CLA	O1A-CGA-O2A-C1
23	A	5001	LHG	O7-C5-C6-O8
24	2	631	LMG	C29-C28-O8-C9
27	3	608	CHL	CBA-CGA-O2A-C1
19	A	1140	CLA	C2-C1-O2A-CGA
27	4	606	CHL	O1D-CGD-O2D-CED
19	B	1210	CLA	C13-C15-C16-C17
19	3	613	CLA	C3-C5-C6-C7
19	3	607	CLA	C2-C3-C5-C6
19	4	609	CLA	C2-C3-C5-C6
23	A	5001	LHG	O9-C7-O7-C5
19	A	1106	CLA	C5-C6-C7-C8
19	A	1126	CLA	C2A-CAA-CBA-CGA
19	B	1211	CLA	C2A-CAA-CBA-CGA
27	2	606	CHL	C2A-CAA-CBA-CGA
19	3	607	CLA	CBD-CGD-O2D-CED
19	B	1201	CLA	C4C-C3C-CAC-CBC
19	A	1119	CLA	O1D-CGD-O2D-CED
19	1	610	CLA	O1A-CGA-O2A-C1
19	L	302	CLA	C3-C5-C6-C7
19	B	1225	CLA	C2C-C3C-CAC-CBC
24	J	301	LMG	C32-C33-C34-C35
19	A	1101	CLA	C1A-C2A-CAA-CBA
19	A	1103	CLA	C1A-C2A-CAA-CBA
19	A	1111	CLA	C1A-C2A-CAA-CBA
19	A	1116	CLA	C1A-C2A-CAA-CBA
19	A	1119	CLA	C1A-C2A-CAA-CBA
19	A	1132	CLA	C1A-C2A-CAA-CBA
19	A	1133	CLA	C1A-C2A-CAA-CBA
19	A	1134	CLA	C1A-C2A-CAA-CBA
19	A	5005	CLA	C1A-C2A-CAA-CBA
19	B	1209	CLA	C1A-C2A-CAA-CBA
19	B	1210	CLA	C1A-C2A-CAA-CBA
19	B	1212	CLA	C1A-C2A-CAA-CBA

Continued on next page...

Continued from previous page...

Mol	Chain	Res	Type	Atoms
19	B	1215	CLA	C1A-C2A-CAA-CBA
19	B	1219	CLA	C1A-C2A-CAA-CBA
19	B	1228	CLA	C1A-C2A-CAA-CBA
19	B	1229	CLA	C1A-C2A-CAA-CBA
19	B	1231	CLA	C1A-C2A-CAA-CBA
19	B	1234	CLA	C1A-C2A-CAA-CBA
19	B	1236	CLA	C1A-C2A-CAA-CBA
19	2	604	CLA	C1A-C2A-CAA-CBA
19	3	603	CLA	C1A-C2A-CAA-CBA
19	3	604	CLA	C1A-C2A-CAA-CBA
19	3	610	CLA	C1A-C2A-CAA-CBA
19	3	617	CLA	C1A-C2A-CAA-CBA
19	4	601	CLA	C1A-C2A-CAA-CBA
19	4	603	CLA	C1A-C2A-CAA-CBA
19	4	604	CLA	C1A-C2A-CAA-CBA
19	4	609	CLA	C1A-C2A-CAA-CBA
19	4	611	CLA	C1A-C2A-CAA-CBA
19	J	102	CLA	C1A-C2A-CAA-CBA
19	L	301	CLA	C1A-C2A-CAA-CBA
27	2	606	CHL	C1A-C2A-CAA-CBA
27	2	607	CHL	C1A-C2A-CAA-CBA
27	2	608	CHL	C1A-C2A-CAA-CBA
27	2	615	CHL	C1A-C2A-CAA-CBA
19	B	1228	CLA	O1D-CGD-O2D-CED
23	B	5101	LHG	O6-C4-C5-C6
19	A	1127	CLA	C2C-C3C-CAC-CBC
19	A	1104	CLA	C6-C7-C8-C10
19	A	1104	CLA	C12-C13-C15-C16
19	A	1122	CLA	C11-C10-C8-C7
19	A	1124	CLA	C11-C10-C8-C7
19	A	1127	CLA	C11-C12-C13-C15
19	A	1132	CLA	C12-C13-C15-C16
19	B	1215	CLA	C6-C7-C8-C10
20	B	2002	PQN	C21-C22-C23-C25
27	2	601	CHL	C11-C12-C13-C15
19	A	1127	CLA	C16-C17-C18-C20
19	B	1202	CLA	C15-C16-C17-C18
19	B	1210	CLA	CBA-CGA-O2A-C1
27	4	606	CHL	CBA-CGA-O2A-C1
24	A	5002	LMG	C10-C11-C12-C13
19	B	1238	CLA	C4-C3-C5-C6
19	B	1235	CLA	C2-C3-C5-C6

Continued on next page...

Continued from previous page...

Mol	Chain	Res	Type	Atoms
23	B	5101	LHG	O10-C23-O8-C6
25	A	5004	LMT	O5'-C5'-C6'-O6'
23	A	5001	LHG	C31-C32-C33-C34
19	4	613	CLA	C3-C5-C6-C7
23	2	630	LHG	C8-C7-O7-C5
19	4	603	CLA	C2A-CAA-CBA-CGA
19	A	1104	CLA	C14-C13-C15-C16
19	A	1122	CLA	C11-C10-C8-C9
19	A	1124	CLA	C11-C10-C8-C9
19	A	1127	CLA	C11-C12-C13-C14
19	A	1132	CLA	C14-C13-C15-C16
19	A	1136	CLA	C6-C7-C8-C9
19	A	8895	CLA	C14-C13-C15-C16
19	B	1021	CLA	C6-C7-C8-C9
19	B	1021	CLA	C11-C10-C8-C9
25	1	631	LMT	O5B-C5B-C6B-O6B
19	A	1139	CLA	CBA-CGA-O2A-C1
23	3	630	LHG	O9-C7-O7-C5
23	A	5003	LHG	C4-C5-C6-O8
26	B	5002	DGD	O1A-C1A-O1G-C1G
25	1	631	LMT	O5'-C5'-C6'-O6'
19	3	609	CLA	C11-C12-C13-C14
19	1	612	CLA	O1A-CGA-O2A-C1
19	2	603	CLA	O1A-CGA-O2A-C1
19	B	1235	CLA	C4-C3-C5-C6
19	B	1238	CLA	C2-C3-C5-C6
19	L	302	CLA	C5-C6-C7-C8
22	1	623	BCR	C21-C22-C23-C24
22	K	301	BCR	C7-C8-C9-C10
28	4	620	LUT	C11-C12-C13-C14
23	4	630	LHG	C11-C10-C9-C8
27	2	615	CHL	CBA-CGA-O2A-C1
24	J	302	LMG	O6-C5-C6-O5
19	A	1127	CLA	O1D-CGD-O2D-CED
19	4	601	CLA	O2A-C1-C2-C3
23	A	5001	LHG	C25-C26-C27-C28
22	A	4008	BCR	C10-C11-C12-C13
22	B	4017	BCR	C9-C10-C11-C12
27	2	615	CHL	C3C-C2C-CMC-OMC
23	1	630	LHG	C7-C8-C9-C10
27	1	607	CHL	CBA-CGA-O2A-C1
22	A	4003	BCR	C20-C21-C22-C23

Continued on next page...

Continued from previous page...

Mol	Chain	Res	Type	Atoms
22	B	4017	BCR	C6-C7-C8-C9
19	B	1206	CLA	CBA-CGA-O2A-C1
19	B	1240	CLA	C16-C17-C18-C19
19	2	614	CLA	CBA-CGA-O2A-C1
23	A	5001	LHG	C15-C16-C17-C18
19	B	1216	CLA	O1A-CGA-O2A-C1
19	B	1210	CLA	C8-C10-C11-C12
19	A	1101	CLA	CBA-CGA-O2A-C1
27	2	608	CHL	CBA-CGA-O2A-C1
19	A	1126	CLA	C2C-C3C-CAC-CBC
19	B	1223	CLA	C2C-C3C-CAC-CBC
24	J	301	LMG	C20-C21-C22-C23
19	B	1238	CLA	C13-C15-C16-C17
19	A	1104	CLA	C3-C5-C6-C7
24	2	631	LMG	C30-C31-C32-C33
19	B	1202	CLA	CBA-CGA-O2A-C1
24	A	5002	LMG	C12-C13-C14-C15
23	A	5003	LHG	O9-C7-O7-C5
23	A	5003	LHG	O1-C1-C2-O2
23	4	630	LHG	O1-C1-C2-O2
19	A	1103	CLA	C6-C7-C8-C9
19	B	1215	CLA	O1D-CGD-O2D-CED
23	A	5001	LHG	C35-C36-C37-C38
19	A	1111	CLA	C2A-CAA-CBA-CGA
19	B	1215	CLA	C2A-CAA-CBA-CGA
27	2	611	CHL	C2A-CAA-CBA-CGA
23	3	630	LHG	O6-C4-C5-C6
19	A	1119	CLA	C6-C7-C8-C10
19	A	1136	CLA	C6-C7-C8-C10
19	A	8895	CLA	C12-C13-C15-C16
19	B	1021	CLA	C11-C10-C8-C7
19	B	1203	CLA	C12-C13-C15-C16
19	B	1210	CLA	C12-C13-C15-C16
19	B	1224	CLA	C11-C12-C13-C15
19	2	610	CLA	C6-C7-C8-C10
20	A	2001	PQN	C21-C22-C23-C25
19	B	1021	CLA	C15-C16-C17-C18
19	A	1115	CLA	C6-C7-C8-C9
23	1	630	LHG	O10-C23-O8-C6
24	2	631	LMG	C17-C18-C19-C20
19	A	1127	CLA	C4-C3-C5-C6
19	A	1133	CLA	C3A-C2A-CAA-CBA

Continued on next page...

Continued from previous page...

Mol	Chain	Res	Type	Atoms
19	A	1137	CLA	C3A-C2A-CAA-CBA
19	B	1224	CLA	C3A-C2A-CAA-CBA
27	2	602	CHL	C3A-C2A-CAA-CBA
27	4	608	CHL	C3A-C2A-CAA-CBA
24	J	301	LMG	C33-C34-C35-C36
25	A	5004	LMT	O5'-C1'-O1'-C1
19	A	1139	CLA	O1A-CGA-O2A-C1
27	2	606	CHL	O1D-CGD-O2D-CED
19	B	1225	CLA	CBA-CGA-O2A-C1
22	3	623	BCR	C37-C22-C23-C24
19	B	1234	CLA	C4-C3-C5-C6
22	B	4017	BCR	C11-C12-C13-C14
24	A	5002	LMG	C7-C8-C9-O8
23	2	630	LHG	C23-C24-C25-C26
23	A	5001	LHG	C26-C27-C28-C29
19	3	613	CLA	C4-C3-C5-C6
19	A	5005	CLA	CBA-CGA-O2A-C1
19	3	613	CLA	C2-C3-C5-C6
19	B	1201	CLA	O1D-CGD-O2D-CED
19	3	606	CLA	CBA-CGA-O2A-C1
22	A	4001	BCR	C1-C6-C7-C8
22	A	4002	BCR	C1-C6-C7-C8
22	A	4002	BCR	C23-C24-C25-C30
22	A	4003	BCR	C1-C6-C7-C8
22	A	4003	BCR	C5-C6-C7-C8
22	A	4011	BCR	C23-C24-C25-C30
22	B	2004	BCR	C1-C6-C7-C8
22	B	4005	BCR	C1-C6-C7-C8
22	B	4009	BCR	C1-C6-C7-C8
22	B	4017	BCR	C1-C6-C7-C8
22	1	623	BCR	C23-C24-C25-C26
22	3	624	BCR	C1-C6-C7-C8
22	3	624	BCR	C23-C24-C25-C30
22	F	416	BCR	C1-C6-C7-C8
22	G	311	BCR	C23-C24-C25-C30
22	J	212	BCR	C1-C6-C7-C8
22	J	212	BCR	C23-C24-C25-C26
22	J	213	BCR	C1-C6-C7-C8
22	J	213	BCR	C23-C24-C25-C30
22	K	301	BCR	C1-C6-C7-C8
22	M	4021	BCR	C23-C24-C25-C30
28	4	620	LUT	C1-C6-C7-C8

Continued on next page...

Continued from previous page...

Mol	Chain	Res	Type	Atoms
22	B	2004	BCR	C19-C20-C21-C22
24	J	301	LMG	O7-C8-C9-O8
19	B	1210	CLA	O1A-CGA-O2A-C1
22	I	120	BCR	C18-C19-C20-C21
19	A	1127	CLA	C2-C3-C5-C6
19	B	1202	CLA	C16-C17-C18-C19
19	A	1122	CLA	C6-C7-C8-C9
19	A	1130	CLA	C6-C7-C8-C9
20	A	2001	PQN	C21-C22-C23-C24
19	L	302	CLA	C2C-C3C-CAC-CBC
22	G	311	BCR	C22-C23-C24-C25
22	J	212	BCR	C14-C15-C16-C17
19	A	1136	CLA	C3-C5-C6-C7
19	B	1012	CLA	CBD-CGD-O2D-CED
19	1	609	CLA	C5-C6-C7-C8
19	A	1120	CLA	CBD-CGD-O2D-CED
23	2	630	LHG	O1-C1-C2-O2
19	I	121	CLA	CBA-CGA-O2A-C1
27	1	601	CHL	CBA-CGA-O2A-C1
19	2	613	CLA	C16-C17-C18-C20
18	A	1011	CL0	C8-C10-C11-C12
19	1	609	CLA	C8-C10-C11-C12
27	2	607	CHL	O1A-CGA-O2A-C1
22	A	4001	BCR	C20-C21-C22-C37
22	A	4002	BCR	C35-C13-C14-C15
22	B	2004	BCR	C11-C10-C9-C34
22	1	623	BCR	C20-C21-C22-C37
22	3	624	BCR	C11-C10-C9-C34
22	3	624	BCR	C16-C17-C18-C36
22	G	311	BCR	C35-C13-C14-C15
22	K	301	BCR	C20-C21-C22-C37
23	A	5001	LHG	O6-C4-C5-C6
19	I	121	CLA	O1D-CGD-O2D-CED
19	I	121	CLA	C16-C17-C18-C20
25	B	5001	LMT	O5'-C5'-C6'-O6'
25	G	402	LMT	O5B-C5B-C6B-O6B
18	A	1011	CL0	C12-C13-C15-C16
19	A	1122	CLA	C6-C7-C8-C10
19	A	1125	CLA	C11-C10-C8-C7
19	A	1128	CLA	C12-C13-C15-C16
19	A	1136	CLA	C11-C12-C13-C15
19	B	1023	CLA	C11-C10-C8-C7

Continued on next page...

Continued from previous page...

Mol	Chain	Res	Type	Atoms
27	2	601	CHL	C12-C13-C15-C16
19	4	602	CLA	C10-C11-C12-C13
22	3	624	BCR	C7-C8-C9-C10
22	3	624	BCR	C11-C12-C13-C14
19	2	614	CLA	O1A-CGA-O2A-C1
19	B	1210	CLA	O1D-CGD-O2D-CED
19	B	1205	CLA	C4-C3-C5-C6
19	B	1224	CLA	CAA-CBA-CGA-O2A
19	A	5005	CLA	O1A-CGA-O2A-C1
19	B	1206	CLA	O1A-CGA-O2A-C1
27	2	608	CHL	O1A-CGA-O2A-C1
23	4	630	LHG	O1-C1-C2-C3
27	2	602	CHL	C3-C5-C6-C7
26	B	5002	DGD	C3G-C2G-O2G-C1B
27	1	601	CHL	O2A-C1-C2-C3
19	B	1202	CLA	O1A-CGA-O2A-C1
19	B	1225	CLA	O1A-CGA-O2A-C1
22	A	4007	BCR	C19-C20-C21-C22
19	A	1118	CLA	C6-C7-C8-C9
19	A	1101	CLA	O1A-CGA-O2A-C1
19	A	1117	CLA	C15-C16-C17-C18
19	G	218	CLA	C5-C6-C7-C8
22	F	416	BCR	C12-C13-C14-C15
22	F	416	BCR	C20-C21-C22-C23
23	A	5001	LHG	O6-C4-C5-O7
23	B	5101	LHG	O6-C4-C5-O7
24	J	301	LMG	C7-C8-C9-O8
23	4	630	LHG	C7-C8-C9-C10
19	3	607	CLA	O1D-CGD-O2D-CED
19	B	1211	CLA	C3-C5-C6-C7
19	B	1238	CLA	C3-C5-C6-C7
24	A	5002	LMG	O7-C8-C9-O8
19	A	1119	CLA	C14-C13-C15-C16
19	A	1125	CLA	C11-C10-C8-C9
19	B	1205	CLA	C14-C13-C15-C16
19	B	1211	CLA	C6-C7-C8-C9
20	A	2001	PQN	C19-C18-C20-C21
19	B	1239	CLA	C4C-C3C-CAC-CBC
27	1	601	CHL	O1A-CGA-O2A-C1
19	A	8895	CLA	C8-C10-C11-C12
24	2	631	LMG	O6-C5-C6-O5
19	3	603	CLA	C5-C6-C7-C8

Continued on next page...

Continued from previous page...

Mol	Chain	Res	Type	Atoms
19	1	603	CLA	C5-C6-C7-C8
19	B	1023	CLA	C2A-CAA-CBA-CGA
26	B	5002	DGD	O6E-C5E-C6E-O5E
19	I	121	CLA	O1A-CGA-O2A-C1
27	2	601	CHL	C3-C5-C6-C7
19	4	609	CLA	C6-C7-C8-C9
19	A	1127	CLA	C3-C5-C6-C7
19	B	1205	CLA	C3-C5-C6-C7
19	B	1203	CLA	C15-C16-C17-C18
19	B	1226	CLA	C5-C6-C7-C8
19	A	1108	CLA	C1A-C2A-CAA-CBA
19	A	1110	CLA	C1A-C2A-CAA-CBA
19	1	608	CLA	C1A-C2A-CAA-CBA
19	2	614	CLA	C1A-C2A-CAA-CBA
19	4	610	CLA	C1A-C2A-CAA-CBA
19	L	302	CLA	C4-C3-C5-C6
19	A	1104	CLA	C5-C6-C7-C8
22	K	301	BCR	C22-C23-C24-C25
19	B	1240	CLA	CAA-CBA-CGA-O2A
19	A	1118	CLA	C6-C7-C8-C10
19	A	1113	CLA	C2A-CAA-CBA-CGA
23	A	5001	LHG	C29-C30-C31-C32
19	A	1126	CLA	C3-C5-C6-C7
25	G	402	LMT	C4B-C5B-C6B-O6B
19	A	1022	CLA	C12-C13-C15-C16
19	A	1109	CLA	C6-C7-C8-C10
19	A	1119	CLA	C12-C13-C15-C16
19	B	1021	CLA	C11-C12-C13-C15
19	B	1225	CLA	C6-C7-C8-C10
19	B	1240	CLA	C11-C12-C13-C15
27	2	601	CHL	C6-C7-C8-C10
19	A	1104	CLA	C16-C17-C18-C19
19	2	613	CLA	C16-C17-C18-C19
19	1	609	CLA	CBA-CGA-O2A-C1
19	2	612	CLA	CBA-CGA-O2A-C1
19	A	1118	CLA	C4-C3-C5-C6
19	K	202	CLA	C3A-C2A-CAA-CBA
19	4	603	CLA	C6-C7-C8-C10
24	J	302	LMG	O9-C10-O7-C8
19	A	1104	CLA	C6-C7-C8-C9
19	A	1136	CLA	C11-C12-C13-C14
19	B	1023	CLA	C11-C10-C8-C9

Continued on next page...

Continued from previous page...

Mol	Chain	Res	Type	Atoms
19	B	1203	CLA	C14-C13-C15-C16
19	B	1225	CLA	C6-C7-C8-C9
19	I	121	CLA	C11-C10-C8-C9
27	3	608	CHL	O1A-CGA-O2A-C1
22	A	4011	BCR	C13-C14-C15-C16
22	B	4009	BCR	C9-C10-C11-C12
22	B	4017	BCR	C19-C20-C21-C22
19	A	1120	CLA	O1D-CGD-O2D-CED
19	B	1228	CLA	C1-C2-C3-C4
27	1	607	CHL	C1C-C2C-CMC-OMC
27	2	608	CHL	C1C-C2C-CMC-OMC
27	2	615	CHL	C1C-C2C-CMC-OMC
27	4	606	CHL	C1C-C2C-CMC-OMC
24	J	301	LMG	C30-C31-C32-C33
19	B	1204	CLA	C2C-C3C-CAC-CBC
20	B	2002	PQN	C25-C26-C27-C28
23	A	5001	LHG	C4-C5-C6-O8
23	3	630	LHG	C23-C24-C25-C26
19	A	1103	CLA	CAD-CBD-CGD-O2D
19	A	1111	CLA	CAD-CBD-CGD-O2D
19	A	1118	CLA	CAD-CBD-CGD-O2D
19	A	1125	CLA	CAD-CBD-CGD-O2D
19	A	1801	CLA	CAD-CBD-CGD-O2D
19	B	1210	CLA	CAD-CBD-CGD-O2D
19	2	614	CLA	CAD-CBD-CGD-O2D
19	3	606	CLA	CAD-CBD-CGD-O2D
19	3	614	CLA	CAD-CBD-CGD-O2D
19	4	603	CLA	CAD-CBD-CGD-O2D
19	L	301	CLA	CAD-CBD-CGD-O2D
27	1	601	CHL	CAD-CBD-CGD-O2D
25	G	402	LMT	O5'-C1'-O1'-C1
19	A	1118	CLA	C2C-C3C-CAC-CBC
19	I	121	CLA	C2C-C3C-CAC-CBC
19	2	613	CLA	C2A-CAA-CBA-CGA
19	3	607	CLA	C5-C6-C7-C8
19	1	609	CLA	O1A-CGA-O2A-C1
27	4	606	CHL	O1A-CGA-O2A-C1
23	4	630	LHG	C28-C29-C30-C31
19	A	1102	CLA	CHA-CBD-CGD-O1D
19	A	1103	CLA	CAD-CBD-CGD-O1D
19	A	1107	CLA	CHA-CBD-CGD-O1D
19	A	1111	CLA	CAD-CBD-CGD-O1D

Continued on next page...

Continued from previous page...

Mol	Chain	Res	Type	Atoms
19	A	1115	CLA	CHA-CBD-CGD-O1D
19	A	1115	CLA	CHA-CBD-CGD-O2D
19	A	1118	CLA	CAD-CBD-CGD-O1D
19	A	1122	CLA	CAD-CBD-CGD-O1D
19	A	1125	CLA	CAD-CBD-CGD-O1D
19	A	1131	CLA	CAD-CBD-CGD-O1D
19	A	1135	CLA	CHA-CBD-CGD-O1D
19	A	1135	CLA	CHA-CBD-CGD-O2D
19	A	1801	CLA	CAD-CBD-CGD-O1D
19	A	5005	CLA	CHA-CBD-CGD-O1D
19	A	5005	CLA	CHA-CBD-CGD-O2D
19	A	8895	CLA	CAD-CBD-CGD-O1D
19	B	1201	CLA	CHA-CBD-CGD-O1D
19	B	1201	CLA	CHA-CBD-CGD-O2D
19	B	1208	CLA	CHA-CBD-CGD-O1D
19	B	1210	CLA	CAD-CBD-CGD-O1D
19	B	1212	CLA	CHA-CBD-CGD-O1D
19	B	1212	CLA	CHA-CBD-CGD-O2D
19	B	1234	CLA	CHA-CBD-CGD-O1D
19	B	1234	CLA	CHA-CBD-CGD-O2D
19	B	1240	CLA	CAD-CBD-CGD-O1D
19	1	602	CLA	CHA-CBD-CGD-O2D
19	2	614	CLA	CAD-CBD-CGD-O1D
19	3	602	CLA	CHA-CBD-CGD-O1D
19	3	602	CLA	CHA-CBD-CGD-O2D
19	3	606	CLA	CAD-CBD-CGD-O1D
19	3	610	CLA	CHA-CBD-CGD-O1D
19	3	614	CLA	CAD-CBD-CGD-O1D
19	4	601	CLA	CAD-CBD-CGD-O1D
19	4	602	CLA	CHA-CBD-CGD-O1D
19	4	602	CLA	CHA-CBD-CGD-O2D
19	4	603	CLA	CAD-CBD-CGD-O1D
19	4	612	CLA	CHA-CBD-CGD-O1D
19	F	302	CLA	CHA-CBD-CGD-O1D
19	G	218	CLA	CHA-CBD-CGD-O1D
19	L	301	CLA	CAD-CBD-CGD-O1D
22	A	4001	BCR	C9-C10-C11-C12
22	A	4001	BCR	C15-C16-C17-C18
22	B	4006	BCR	C11-C10-C9-C34
22	B	4014	BCR	C19-C20-C21-C22
22	3	624	BCR	C15-C16-C17-C18
22	F	416	BCR	C13-C14-C15-C16

Continued on next page...

Continued from previous page...

Mol	Chain	Res	Type	Atoms
22	L	419	BCR	C15-C16-C17-C18
23	A	5003	LHG	C3-O3-P-O5
23	1	630	LHG	C3-O3-P-O4
23	2	630	LHG	C3-O3-P-O5
23	3	630	LHG	C4-O6-P-O5
23	4	630	LHG	C3-O3-P-O5
27	1	601	CHL	CAD-CBD-CGD-O1D
28	3	620	LUT	C29-C30-C31-C32
19	A	1137	CLA	C2C-C3C-CAC-CBC
22	A	4003	BCR	C14-C15-C16-C17
19	B	1224	CLA	C4-C3-C5-C6
19	A	1022	CLA	C8-C10-C11-C12
22	A	4007	BCR	C36-C18-C19-C20
22	L	420	BCR	C7-C8-C9-C34
19	A	1116	CLA	CAA-CBA-CGA-O2A
20	B	2002	PQN	C13-C15-C16-C17
23	A	5001	LHG	C18-C19-C20-C21
23	A	5001	LHG	C34-C35-C36-C37
19	A	1132	CLA	C4C-C3C-CAC-CBC
28	2	620	LUT	C30-C31-C32-C33
28	3	621	LUT	C30-C31-C32-C33
28	4	623	LUT	C30-C31-C32-C33
19	B	1205	CLA	C2-C3-C5-C6
19	3	607	CLA	C10-C11-C12-C13
19	A	1124	CLA	C6-C7-C8-C9
19	A	1128	CLA	C14-C13-C15-C16
19	B	1210	CLA	C14-C13-C15-C16
19	B	1224	CLA	C11-C12-C13-C14
19	B	1237	CLA	C6-C7-C8-C9
19	A	1124	CLA	C6-C7-C8-C10
19	B	1237	CLA	C6-C7-C8-C10
19	B	1229	CLA	C2C-C3C-CAC-CBC
22	A	4002	BCR	C12-C13-C14-C15
27	2	615	CHL	O1A-CGA-O2A-C1
22	A	4002	BCR	C6-C7-C8-C9
24	J	301	LMG	O6-C1-O1-C7
19	4	601	CLA	C2A-CAA-CBA-CGA
19	B	1021	CLA	C16-C17-C18-C20
19	4	609	CLA	C6-C7-C8-C10
19	B	1023	CLA	C8-C10-C11-C12
19	4	609	CLA	C4C-C3C-CAC-CBC
19	2	613	CLA	C4-C3-C5-C6

Continued on next page...

Continued from previous page...

Mol	Chain	Res	Type	Atoms
19	A	1801	CLA	C2C-C3C-CAC-CBC
27	4	606	CHL	CAA-CBA-CGA-O2A
19	A	1124	CLA	C5-C6-C7-C8
28	1	621	LUT	C9-C10-C11-C12
28	4	623	LUT	C13-C14-C15-C35
23	2	630	LHG	C9-C10-C11-C12
19	2	612	CLA	C2C-C3C-CAC-CBC
23	3	630	LHG	C8-C7-O7-C5
19	A	1103	CLA	CAA-CBA-CGA-O2A
23	4	630	LHG	C11-C12-C13-C14
23	3	630	LHG	C9-C10-C11-C12
19	B	1214	CLA	C2-C1-O2A-CGA
19	A	1111	CLA	CAA-CBA-CGA-O2A
23	B	5101	LHG	C24-C25-C26-C27
19	A	1119	CLA	O1A-CGA-O2A-C1
19	B	1217	CLA	C2C-C3C-CAC-CBC
19	B	1202	CLA	CAA-CBA-CGA-O2A
24	J	301	LMG	C38-C39-C40-C41
27	1	607	CHL	CAA-CBA-CGA-O2A
24	A	5002	LMG	C8-C7-O1-C1
26	B	5002	DGD	C5D-C6D-O5D-C1E
19	A	1138	CLA	C2A-CAA-CBA-CGA
19	4	609	CLA	C2A-CAA-CBA-CGA
19	B	1012	CLA	O1D-CGD-O2D-CED
28	2	623	LUT	C29-C30-C31-C32
28	4	620	LUT	C29-C30-C31-C32
19	A	1110	CLA	C6-C7-C8-C10
19	4	610	CLA	C6-C7-C8-C10
19	B	1012	CLA	C2C-C3C-CAC-CBC
19	B	1224	CLA	C2-C3-C5-C6
27	2	601	CHL	C10-C11-C12-C13
27	1	607	CHL	O1A-CGA-O2A-C1
19	3	603	CLA	C4C-C3C-CAC-CBC
26	B	5002	DGD	C2A-C3A-C4A-C5A
19	B	1021	CLA	C16-C17-C18-C19
19	A	1117	CLA	C14-C13-C15-C16
19	B	1240	CLA	C11-C10-C8-C9
27	4	608	CHL	CBA-CGA-O2A-C1
25	1	631	LMT	C2-C3-C4-C5
19	A	1104	CLA	C15-C16-C17-C18
19	A	1127	CLA	C13-C15-C16-C17
19	A	1130	CLA	C8-C10-C11-C12

Continued on next page...

Continued from previous page...

Mol	Chain	Res	Type	Atoms
19	A	1119	CLA	CBA-CGA-O2A-C1
19	B	1228	CLA	O2A-C1-C2-C3
28	2	623	LUT	C9-C10-C11-C12
27	2	601	CHL	C16-C17-C18-C19
19	A	1117	CLA	C12-C13-C15-C16
19	A	1132	CLA	C8-C10-C11-C12
19	A	1107	CLA	CAA-CBA-CGA-O2A
19	A	1128	CLA	O1D-CGD-O2D-CED
19	4	603	CLA	C6-C7-C8-C9
19	A	1122	CLA	C3A-C2A-CAA-CBA
19	B	1206	CLA	C3A-C2A-CAA-CBA
19	B	1232	CLA	C3A-C2A-CAA-CBA
19	B	1237	CLA	C3A-C2A-CAA-CBA
19	1	614	CLA	C3A-C2A-CAA-CBA
19	4	609	CLA	C3A-C2A-CAA-CBA
19	A	1115	CLA	O1D-CGD-O2D-CED
22	A	4011	BCR	C11-C10-C9-C34
22	A	4011	BCR	C16-C17-C18-C36
22	B	4005	BCR	C11-C10-C9-C34
22	F	416	BCR	C35-C13-C14-C15
22	I	120	BCR	C20-C21-C22-C37
28	2	620	LUT	C39-C29-C30-C31
28	2	620	LUT	C40-C33-C34-C35
28	3	621	LUT	C39-C29-C30-C31
28	4	621	LUT	C20-C13-C14-C15
28	4	623	LUT	C39-C29-C30-C31
19	3	606	CLA	O1A-CGA-O2A-C1
27	4	607	CHL	CBA-CGA-O2A-C1
19	A	1126	CLA	C2-C1-O2A-CGA
19	A	1117	CLA	C16-C17-C18-C19
24	J	301	LMG	C31-C32-C33-C34
19	B	1203	CLA	C13-C15-C16-C17
19	B	1225	CLA	C13-C15-C16-C17
19	B	1237	CLA	C8-C10-C11-C12
19	B	1211	CLA	C2C-C3C-CAC-CBC
26	B	5002	DGD	O6D-C5D-C6D-O5D
27	2	601	CHL	C4-C3-C5-C6
19	L	302	CLA	C2-C3-C5-C6
19	A	1013	CLA	C2A-CAA-CBA-CGA
19	A	1133	CLA	C2A-CAA-CBA-CGA
19	A	1103	CLA	C11-C12-C13-C14
19	A	1131	CLA	C6-C7-C8-C9

Continued on next page...

Continued from previous page...

Mol	Chain	Res	Type	Atoms
19	A	8895	CLA	C6-C7-C8-C9
19	B	1205	CLA	C6-C7-C8-C9
19	2	613	CLA	C11-C10-C8-C9
19	L	302	CLA	C11-C10-C8-C9
27	2	601	CHL	C16-C17-C18-C20
19	B	1220	CLA	CAA-CBA-CGA-O2A
19	H	200	CLA	CAA-CBA-CGA-O1A
25	G	401	LMT	C3-C4-C5-C6
25	B	5001	LMT	O1'-C1-C2-C3
23	A	5003	LHG	O10-C23-O8-C6
19	A	1107	CLA	CAA-CBA-CGA-O1A
19	A	1104	CLA	C2A-CAA-CBA-CGA
19	3	610	CLA	C2A-CAA-CBA-CGA
19	A	1122	CLA	C1A-C2A-CAA-CBA
19	B	1238	CLA	C1A-C2A-CAA-CBA
19	1	602	CLA	C1A-C2A-CAA-CBA
19	1	614	CLA	C1A-C2A-CAA-CBA
22	B	4005	BCR	C11-C10-C9-C8
22	B	4006	BCR	C11-C10-C9-C8
22	B	4006	BCR	C20-C21-C22-C23
22	3	624	BCR	C12-C13-C14-C15
22	I	120	BCR	C20-C21-C22-C23
28	2	620	LUT	C28-C29-C30-C31
28	2	620	LUT	C32-C33-C34-C35
28	3	621	LUT	C28-C29-C30-C31
28	4	621	LUT	C12-C13-C14-C15
28	4	623	LUT	C28-C29-C30-C31
19	A	1103	CLA	C4C-C3C-CAC-CBC
27	2	606	CHL	CAA-CBA-CGA-O1A
22	A	4001	BCR	C5-C6-C7-C8
22	A	4001	BCR	C23-C24-C25-C26
22	A	4001	BCR	C23-C24-C25-C30
22	A	4002	BCR	C5-C6-C7-C8
22	A	4002	BCR	C23-C24-C25-C26
22	A	4011	BCR	C23-C24-C25-C26
22	B	2004	BCR	C5-C6-C7-C8
22	B	2004	BCR	C23-C24-C25-C30
22	B	4005	BCR	C5-C6-C7-C8
22	B	4009	BCR	C5-C6-C7-C8
22	B	4010	BCR	C1-C6-C7-C8
22	B	4017	BCR	C5-C6-C7-C8
22	B	4014	BCR	C1-C6-C7-C8

Continued on next page...

Continued from previous page...

Mol	Chain	Res	Type	Atoms
22	B	4014	BCR	C5-C6-C7-C8
22	3	624	BCR	C5-C6-C7-C8
22	3	624	BCR	C23-C24-C25-C26
22	F	416	BCR	C5-C6-C7-C8
22	F	416	BCR	C23-C24-C25-C26
22	F	416	BCR	C23-C24-C25-C30
22	G	311	BCR	C23-C24-C25-C26
22	I	118	BCR	C23-C24-C25-C30
22	J	212	BCR	C5-C6-C7-C8
22	J	213	BCR	C5-C6-C7-C8
22	J	213	BCR	C23-C24-C25-C26
22	K	301	BCR	C5-C6-C7-C8
22	K	301	BCR	C23-C24-C25-C26
22	K	301	BCR	C23-C24-C25-C30
22	L	420	BCR	C23-C24-C25-C26
22	M	4021	BCR	C23-C24-C25-C26
28	4	620	LUT	C5-C6-C7-C8
19	4	611	CLA	CBA-CGA-O2A-C1
23	4	630	LHG	C10-C11-C12-C13
19	B	1235	CLA	C3-C5-C6-C7
19	B	1220	CLA	CAA-CBA-CGA-O1A
27	4	608	CHL	O1A-CGA-O2A-C1
27	2	601	CHL	C2-C3-C5-C6
26	B	5002	DGD	C4D-C5D-C6D-O5D
19	B	1210	CLA	C6-C7-C8-C10
19	B	1224	CLA	C6-C7-C8-C10
19	2	613	CLA	C11-C10-C8-C7
19	3	607	CLA	C6-C7-C8-C10
20	A	2001	PQN	C17-C18-C20-C21
19	A	1115	CLA	CBD-CGD-O2D-CED
19	B	1206	CLA	C2-C1-O2A-CGA
19	A	1022	CLA	C2A-CAA-CBA-CGA
19	A	1117	CLA	C2A-CAA-CBA-CGA
19	B	1205	CLA	C2A-CAA-CBA-CGA
27	2	606	CHL	CAA-CBA-CGA-O2A
19	A	1128	CLA	CBD-CGD-O2D-CED
19	A	1110	CLA	C6-C7-C8-C9
19	4	610	CLA	C6-C7-C8-C9
22	A	4007	BCR	C7-C8-C9-C34
19	1	606	CLA	C4C-C3C-CAC-CBC
19	A	1104	CLA	C4-C3-C5-C6
19	A	1128	CLA	C4-C3-C5-C6

Continued on next page...

Continued from previous page...

Mol	Chain	Res	Type	Atoms
27	2	611	CHL	C4-C3-C5-C6
19	2	613	CLA	C2-C3-C5-C6
19	A	8895	CLA	C2-C1-O2A-CGA
19	H	200	CLA	CAA-CBA-CGA-O2A
25	G	401	LMT	O5B-C1B-O1B-C4'
24	J	302	LMG	C10-C11-C12-C13
19	I	121	CLA	C3-C5-C6-C7
19	A	1127	CLA	C6-C7-C8-C9
19	4	611	CLA	O1A-CGA-O2A-C1
19	L	301	CLA	C4C-C3C-CAC-CBC
28	4	623	LUT	C29-C30-C31-C32
26	B	5002	DGD	C8A-C9A-CAA-CBA
23	A	5001	LHG	C13-C14-C15-C16
22	B	4006	BCR	C22-C23-C24-C25
19	A	1118	CLA	C2-C3-C5-C6
19	A	1133	CLA	CAA-CBA-CGA-O2A
19	1	613	CLA	CAA-CBA-CGA-O2A
19	B	1217	CLA	CAA-CBA-CGA-O2A
19	3	612	CLA	CAA-CBA-CGA-O2A
19	A	1101	CLA	C2A-CAA-CBA-CGA
19	B	1204	CLA	C2A-CAA-CBA-CGA
19	3	609	CLA	CAA-CBA-CGA-O2A
19	K	204	CLA	CAA-CBA-CGA-O2A
27	2	602	CHL	C4-C3-C5-C6
19	A	1114	CLA	C4C-C3C-CAC-CBC
19	B	1021	CLA	CAA-CBA-CGA-O2A
19	3	606	CLA	CAA-CBA-CGA-O2A
27	2	608	CHL	CAA-CBA-CGA-O2A
19	A	1136	CLA	C15-C16-C17-C18
19	A	1125	CLA	C4C-C3C-CAC-CBC
19	4	601	CLA	O1A-CGA-O2A-C1
19	A	1134	CLA	CAA-CBA-CGA-O2A
19	2	612	CLA	O1A-CGA-O2A-C1
24	2	631	LMG	O10-C28-O8-C9
27	2	602	CHL	C6-C7-C8-C9
22	B	4006	BCR	C20-C21-C22-C37
22	B	4017	BCR	C11-C10-C9-C34
22	3	624	BCR	C35-C13-C14-C15
22	F	416	BCR	C11-C10-C9-C34
19	A	1134	CLA	CAA-CBA-CGA-O1A
19	B	1225	CLA	C4-C3-C5-C6
18	A	1011	CL0	CAA-CBA-CGA-O2A

Continued on next page...

Continued from previous page...

Mol	Chain	Res	Type	Atoms
27	2	611	CHL	C2-C3-C5-C6
25	A	5004	LMT	C5'-C4'-O1B-C1B
20	A	2001	PQN	C25-C26-C27-C28
19	A	1137	CLA	CAA-CBA-CGA-O2A
24	A	5002	LMG	C31-C32-C33-C34
22	A	4001	BCR	C13-C14-C15-C16
19	A	1022	CLA	C14-C13-C15-C16
19	A	1136	CLA	C11-C10-C8-C9
19	B	1204	CLA	C6-C7-C8-C9
19	B	1238	CLA	C11-C10-C8-C9
19	B	1231	CLA	CAA-CBA-CGA-O2A
19	B	1201	CLA	C2-C1-O2A-CGA
23	A	5001	LHG	C11-C12-C13-C14
23	A	5001	LHG	C30-C31-C32-C33
19	A	1118	CLA	C3A-C2A-CAA-CBA
19	A	1126	CLA	C3A-C2A-CAA-CBA
19	3	614	CLA	C3A-C2A-CAA-CBA
19	3	612	CLA	CAA-CBA-CGA-O1A
24	J	301	LMG	O10-C28-O8-C9
23	1	630	LHG	C13-C14-C15-C16
25	4	631	LMT	O5'-C5'-C6'-O6'
19	J	102	CLA	CAA-CBA-CGA-O2A
19	B	1221	CLA	C2A-CAA-CBA-CGA
19	B	1217	CLA	CAA-CBA-CGA-O1A
19	J	102	CLA	CAA-CBA-CGA-O1A
19	K	204	CLA	CAA-CBA-CGA-O1A
22	A	4011	BCR	C11-C10-C9-C8
22	A	4011	BCR	C16-C17-C18-C19
25	A	5004	LMT	O1'-C1-C2-C3
19	A	1133	CLA	CAA-CBA-CGA-O1A
19	B	1231	CLA	CAA-CBA-CGA-O1A
23	2	630	LHG	O9-C7-O7-C5
22	A	4001	BCR	C6-C7-C8-C9
22	M	4021	BCR	C22-C23-C24-C25
19	B	1023	CLA	C5-C6-C7-C8
23	4	630	LHG	C25-C26-C27-C28
19	B	1213	CLA	C5-C6-C7-C8
19	A	1111	CLA	C3-C5-C6-C7
19	B	1211	CLA	O1A-CGA-O2A-C1
19	A	1125	CLA	C5-C6-C7-C8
19	B	1210	CLA	C3-C5-C6-C7
19	A	1109	CLA	C6-C7-C8-C9

Continued on next page...

Continued from previous page...

Mol	Chain	Res	Type	Atoms
19	B	1021	CLA	C11-C12-C13-C14
19	B	1202	CLA	C11-C10-C8-C9
19	B	1240	CLA	C11-C12-C13-C14
27	2	601	CHL	C14-C13-C15-C16
19	A	1117	CLA	C16-C17-C18-C20
22	A	4008	BCR	C11-C12-C13-C14
22	I	118	BCR	C17-C18-C19-C20
23	1	630	LHG	C27-C28-C29-C30
19	A	1137	CLA	CAA-CBA-CGA-O1A
19	A	1103	CLA	C11-C12-C13-C15
19	A	1117	CLA	C11-C10-C8-C7
19	A	1126	CLA	C6-C7-C8-C10
19	A	1127	CLA	C6-C7-C8-C10
19	B	1202	CLA	C11-C10-C8-C7
19	B	1203	CLA	C11-C12-C13-C15
19	B	1223	CLA	C12-C13-C15-C16
19	B	1238	CLA	C11-C10-C8-C7
19	1	609	CLA	C6-C7-C8-C10
22	A	4011	BCR	C5-C6-C7-C8
22	B	2004	BCR	C23-C24-C25-C26
22	B	4005	BCR	C23-C24-C25-C26
22	B	4005	BCR	C23-C24-C25-C30
22	B	4006	BCR	C23-C24-C25-C26
22	B	4014	BCR	C23-C24-C25-C26
22	B	4014	BCR	C23-C24-C25-C30
22	G	311	BCR	C1-C6-C7-C8
22	G	311	BCR	C5-C6-C7-C8
22	I	118	BCR	C5-C6-C7-C8
22	I	118	BCR	C23-C24-C25-C26
24	J	302	LMG	O8-C28-C29-C30
19	3	603	CLA	C2-C1-O2A-CGA
19	I	121	CLA	CAA-CBA-CGA-O2A
23	3	630	LHG	O7-C7-C8-C9
19	B	1209	CLA	C2A-CAA-CBA-CGA
26	B	5002	DGD	C6A-C7A-C8A-C9A
19	4	612	CLA	CAA-CBA-CGA-O2A
19	1	609	CLA	C3-C5-C6-C7
19	B	1204	CLA	C12-C13-C15-C16
19	B	1210	CLA	CAA-CBA-CGA-O2A
27	1	601	CHL	C3-C5-C6-C7
19	A	1109	CLA	CAA-CBA-CGA-O2A
19	1	614	CLA	CAA-CBA-CGA-O2A

Continued on next page...

Continued from previous page...

Mol	Chain	Res	Type	Atoms
19	B	1238	CLA	C11-C12-C13-C14
28	1	620	LUT	C31-C32-C33-C40
19	A	1121	CLA	CAA-CBA-CGA-O2A
19	B	1206	CLA	C1A-C2A-CAA-CBA
19	B	1232	CLA	C1A-C2A-CAA-CBA
19	B	1240	CLA	C1A-C2A-CAA-CBA
19	4	614	CLA	C1A-C2A-CAA-CBA
27	4	606	CHL	C1A-C2A-CAA-CBA
19	A	1114	CLA	CAA-CBA-CGA-O2A
25	1	631	LMT	O5'-C1'-O1'-C1
19	1	612	CLA	CAA-CBA-CGA-O2A
19	2	603	CLA	CAA-CBA-CGA-O2A
27	2	601	CHL	CAA-CBA-CGA-O2A
19	L	303	CLA	CAA-CBA-CGA-O1A
22	A	4007	BCR	C17-C18-C19-C20
22	L	420	BCR	C7-C8-C9-C10
22	M	4021	BCR	C19-C20-C21-C22
19	B	1237	CLA	C16-C17-C18-C20
23	4	630	LHG	C27-C28-C29-C30
19	A	8895	CLA	C15-C16-C17-C18
19	A	1116	CLA	CAA-CBA-CGA-O1A
19	B	1237	CLA	C2C-C3C-CAC-CBC
19	A	1125	CLA	C2-C1-O2A-CGA
19	B	1210	CLA	C2-C1-O2A-CGA
27	1	601	CHL	C2-C1-O2A-CGA
27	2	602	CHL	C2-C1-O2A-CGA
27	2	611	CHL	C2-C1-O2A-CGA
25	4	631	LMT	C6-C7-C8-C9
19	I	121	CLA	O2A-C1-C2-C3
19	A	1108	CLA	CAA-CBA-CGA-O2A
19	B	1213	CLA	C2A-CAA-CBA-CGA
19	B	1235	CLA	C2A-CAA-CBA-CGA
23	3	630	LHG	O9-C7-C8-C9
19	B	1227	CLA	CAA-CBA-CGA-O2A
19	A	1134	CLA	C3A-C2A-CAA-CBA
19	B	1228	CLA	C3A-C2A-CAA-CBA
19	B	1236	CLA	C3A-C2A-CAA-CBA
27	4	606	CHL	C3A-C2A-CAA-CBA
19	B	1238	CLA	C16-C17-C18-C20
19	1	606	CLA	CAA-CBA-CGA-O2A
19	3	602	CLA	C10-C11-C12-C13
19	B	1240	CLA	CAA-CBA-CGA-O1A

Continued on next page...

Continued from previous page...

Mol	Chain	Res	Type	Atoms
19	B	1211	CLA	CBA-CGA-O2A-C1
27	2	602	CHL	CAA-CBA-CGA-O2A
19	I	121	CLA	CAA-CBA-CGA-O1A
19	3	602	CLA	C2A-CAA-CBA-CGA
19	4	610	CLA	CBA-CGA-O2A-C1
19	3	607	CLA	C6-C7-C8-C9
20	B	2002	PQN	C21-C22-C23-C24
19	2	603	CLA	CAA-CBA-CGA-O1A
19	A	1102	CLA	CAA-CBA-CGA-O2A
19	B	1211	CLA	C4-C3-C5-C6
24	A	5002	LMG	O10-C28-C29-C30
19	G	202	CLA	CAA-CBA-CGA-O2A
19	A	1111	CLA	O1A-CGA-O2A-C1
19	1	614	CLA	CAA-CBA-CGA-O1A
24	J	302	LMG	C8-C7-O1-C1
19	3	610	CLA	O1A-CGA-O2A-C1
19	A	1121	CLA	CAA-CBA-CGA-O1A
27	2	601	CHL	CAA-CBA-CGA-O1A
19	A	1107	CLA	C4C-C3C-CAC-CBC
19	B	1230	CLA	CAA-CBA-CGA-O2A
19	A	1104	CLA	C2-C3-C5-C6
19	B	1225	CLA	C2-C3-C5-C6
19	A	1108	CLA	CAA-CBA-CGA-O1A
19	A	1114	CLA	CAA-CBA-CGA-O1A
27	4	607	CHL	O1A-CGA-O2A-C1
19	4	612	CLA	CAA-CBA-CGA-O1A
23	B	5101	LHG	O9-C7-C8-C9
19	2	604	CLA	C4C-C3C-CAC-CBC
19	A	1116	CLA	CAD-CBD-CGD-O2D
19	A	1124	CLA	CAD-CBD-CGD-O2D
19	B	1215	CLA	CAD-CBD-CGD-O2D
19	1	606	CLA	CAD-CBD-CGD-O2D
19	4	601	CLA	CAD-CBD-CGD-O2D
19	A	1117	CLA	C10-C11-C12-C13
27	4	608	CHL	C2-C1-O2A-CGA
19	L	303	CLA	CAA-CBA-CGA-O2A
19	A	1109	CLA	CAA-CBA-CGA-O1A
19	3	607	CLA	CAA-CBA-CGA-O2A
19	A	1102	CLA	CAA-CBA-CGA-O1A
19	A	1120	CLA	CAA-CBA-CGA-O2A
19	1	606	CLA	CAA-CBA-CGA-O1A
19	B	1204	CLA	C6-C7-C8-C10

Continued on next page...

Continued from previous page...

Mol	Chain	Res	Type	Atoms
19	A	1118	CLA	CAA-CBA-CGA-O2A
19	A	1125	CLA	CAA-CBA-CGA-O2A
19	A	1132	CLA	CAA-CBA-CGA-O2A
19	B	1226	CLA	CAA-CBA-CGA-O2A
23	B	5101	LHG	O7-C7-C8-C9
19	B	1230	CLA	CAA-CBA-CGA-O1A
19	B	1210	CLA	CAA-CBA-CGA-O1A
19	1	612	CLA	CAA-CBA-CGA-O1A
23	1	630	LHG	O10-C23-C24-C25

There are no ring outliers.

167 monomers are involved in 365 short contacts:

Mol	Chain	Res	Type	Clashes	Symm-Clashes
22	B	4009	BCR	2	0
19	A	1126	CLA	5	0
22	A	4007	BCR	2	0
22	M	4021	BCR	5	0
19	A	1101	CLA	2	0
19	B	1021	CLA	3	0
22	B	4010	BCR	5	0
19	3	604	CLA	1	0
19	A	8895	CLA	3	0
19	B	1220	CLA	2	0
24	J	301	LMG	3	0
19	K	201	CLA	1	0
19	4	610	CLA	3	0
19	A	1117	CLA	7	0
19	4	602	CLA	2	0
19	A	1109	CLA	2	0
19	1	609	CLA	3	0
19	L	301	CLA	1	0
27	2	608	CHL	3	0
28	4	623	LUT	1	0
19	B	1203	CLA	4	0
19	L	302	CLA	5	0
19	K	204	CLA	2	0
19	B	1224	CLA	4	0
19	B	1238	CLA	7	0
19	3	602	CLA	3	0
28	4	621	LUT	2	0
19	1	603	CLA	4	0

Continued on next page...

Continued from previous page...

Mol	Chain	Res	Type	Clashes	Symm-Clashes
19	2	604	CLA	1	0
19	A	1128	CLA	5	0
19	B	1201	CLA	3	0
22	A	4008	BCR	2	0
22	I	118	BCR	1	0
19	A	1133	CLA	2	0
19	A	1801	CLA	1	0
19	A	1104	CLA	5	0
22	K	301	BCR	1	0
28	3	620	LUT	7	0
19	2	610	CLA	2	0
19	B	1205	CLA	4	0
19	B	1213	CLA	3	0
26	B	5002	DGD	5	0
19	B	1214	CLA	3	0
22	3	624	BCR	4	0
19	4	601	CLA	1	0
19	3	612	CLA	1	0
19	A	5005	CLA	4	0
22	J	212	BCR	1	0
19	3	613	CLA	2	0
23	A	5003	LHG	1	0
28	2	621	LUT	2	0
23	1	630	LHG	1	0
28	3	621	LUT	2	0
19	B	1209	CLA	2	0
19	A	1124	CLA	3	0
19	A	1120	CLA	1	0
19	1	610	CLA	1	0
19	A	1127	CLA	6	0
22	L	419	BCR	3	0
22	A	4011	BCR	1	0
28	1	620	LUT	3	0
19	B	1216	CLA	2	0
19	A	1132	CLA	4	0
22	J	213	BCR	3	0
19	B	1236	CLA	1	0
19	B	1206	CLA	4	0
19	A	1130	CLA	3	0
19	I	121	CLA	7	0
19	B	1204	CLA	5	0
19	3	610	CLA	4	0

Continued on next page...

Continued from previous page...

Mol	Chain	Res	Type	Clashes	Symm-Clashes
19	A	1138	CLA	5	0
19	A	1118	CLA	4	0
19	B	1235	CLA	2	0
22	I	120	BCR	5	0
19	B	1023	CLA	5	0
19	B	1012	CLA	6	0
19	A	1119	CLA	2	0
19	3	617	CLA	1	0
19	A	1135	CLA	2	0
19	A	1113	CLA	1	0
19	A	1114	CLA	2	0
27	2	602	CHL	2	0
22	G	311	BCR	4	0
19	A	1122	CLA	4	0
19	B	1231	CLA	1	0
19	B	1208	CLA	4	0
19	H	200	CLA	2	0
20	A	2001	PQN	2	0
27	3	608	CHL	3	0
27	2	601	CHL	7	0
19	B	1237	CLA	8	0
22	B	2004	BCR	1	0
19	A	1111	CLA	6	0
19	A	1116	CLA	4	0
20	B	2002	PQN	5	0
22	B	4005	BCR	3	0
22	B	4014	BCR	7	0
25	1	631	LMT	2	0
23	A	5001	LHG	3	0
19	B	1225	CLA	6	0
19	B	1223	CLA	6	0
19	B	1226	CLA	3	0
19	A	1136	CLA	3	0
23	3	630	LHG	1	0
19	B	1230	CLA	3	0
19	A	1107	CLA	1	0
19	2	613	CLA	1	0
19	B	1240	CLA	2	0
19	A	1106	CLA	2	0
19	B	1221	CLA	5	0
19	B	1210	CLA	6	0
19	L	303	CLA	4	0

Continued on next page...

Continued from previous page...

Mol	Chain	Res	Type	Clashes	Symm-Clashes
28	1	621	LUT	5	0
19	A	1022	CLA	8	0
19	1	606	CLA	1	0
22	A	4001	BCR	1	0
27	4	608	CHL	1	0
19	3	609	CLA	4	0
22	B	4006	BCR	4	0
19	4	603	CLA	4	0
19	3	606	CLA	1	0
24	A	5002	LMG	2	0
19	A	1013	CLA	2	0
19	B	1228	CLA	3	0
22	B	4017	BCR	6	0
18	A	1011	CL0	6	0
19	A	1139	CLA	2	0
19	B	1202	CLA	6	0
25	G	401	LMT	3	0
28	4	620	LUT	4	0
19	2	609	CLA	1	0
23	4	630	LHG	2	0
27	1	607	CHL	2	0
25	4	631	LMT	3	0
19	A	1125	CLA	2	0
19	1	602	CLA	2	0
27	1	601	CHL	1	0
19	A	1137	CLA	3	0
19	G	202	CLA	1	0
19	A	1103	CLA	4	0
25	A	5004	LMT	1	0
19	A	1115	CLA	1	0
22	A	4003	BCR	2	0
19	B	1215	CLA	2	0
19	A	1131	CLA	2	0
22	L	420	BCR	4	0
19	A	1110	CLA	2	0
24	J	302	LMG	1	0
19	A	1102	CLA	4	0
19	B	1212	CLA	1	0
19	B	1232	CLA	1	0
23	2	630	LHG	2	0
19	3	607	CLA	1	0
19	A	1140	CLA	4	0

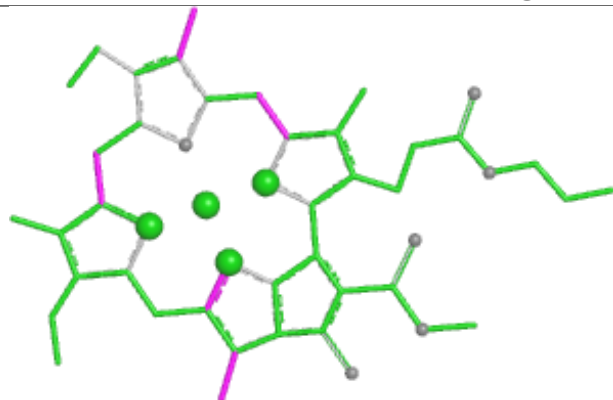
Continued on next page...

Continued from previous page...

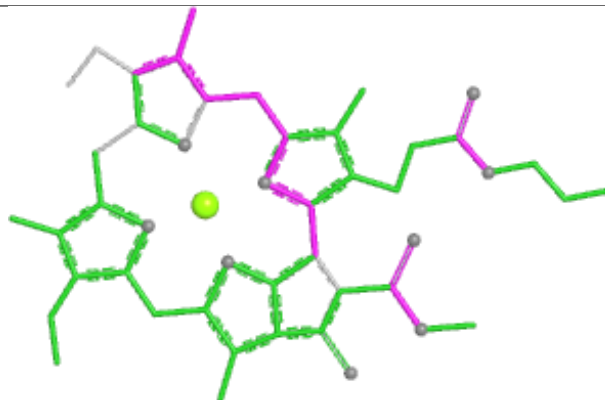
Mol	Chain	Res	Type	Clashes	Symm-Clashes
22	3	623	BCR	1	0
19	B	1229	CLA	1	0
19	B	1239	CLA	2	0
19	F	301	CLA	4	0
22	F	416	BCR	2	0
19	A	1108	CLA	3	0
19	B	1217	CLA	4	0
19	A	1134	CLA	1	0
28	2	623	LUT	2	0
19	B	1227	CLA	2	0
19	A	1105	CLA	1	0
28	2	620	LUT	6	0
19	B	1219	CLA	1	0

The following is a two-dimensional graphical depiction of Mogul quality analysis of bond lengths, bond angles, torsion angles, and ring geometry for all instances of the Ligand of Interest. In addition, ligands with molecular weight > 250 and outliers as shown on the validation Tables will also be included. For torsion angles, if less than 5% of the Mogul distribution of torsion angles is within 10 degrees of the torsion angle in question, then that torsion angle is considered an outlier. Any bond that is central to one or more torsion angles identified as an outlier by Mogul will be highlighted in the graph. For rings, the root-mean-square deviation (RMSD) between the ring in question and similar rings identified by Mogul is calculated over all ring torsion angles. If the average RMSD is greater than 60 degrees and the minimal RMSD between the ring in question and any Mogul-identified rings is also greater than 60 degrees, then that ring is considered an outlier. The outliers are highlighted in purple. The color gray indicates Mogul did not find sufficient equivalents in the CSD to analyse the geometry.

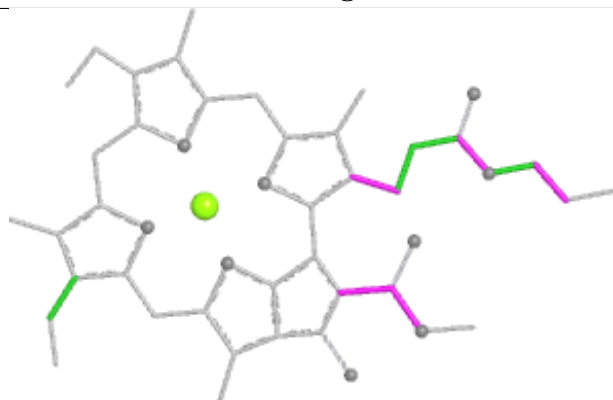
Ligand CLA 3 614



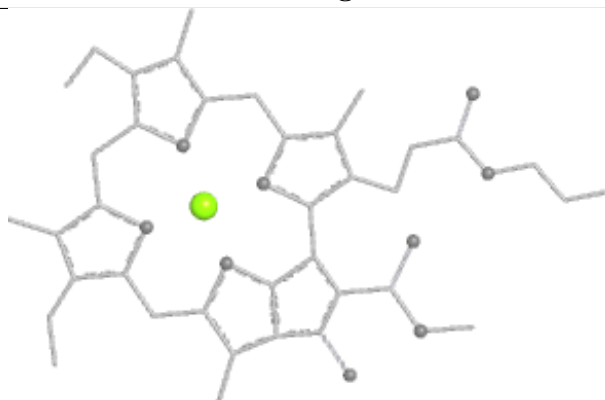
Bond lengths



Bond angles

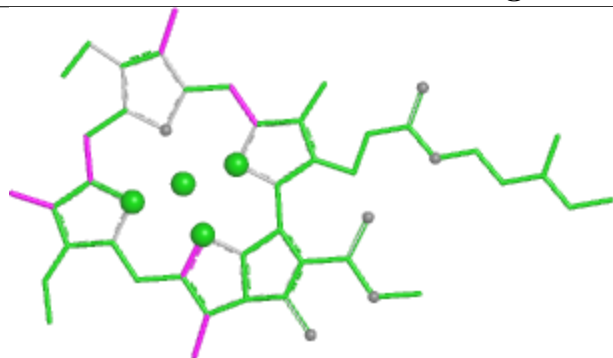


Torsions

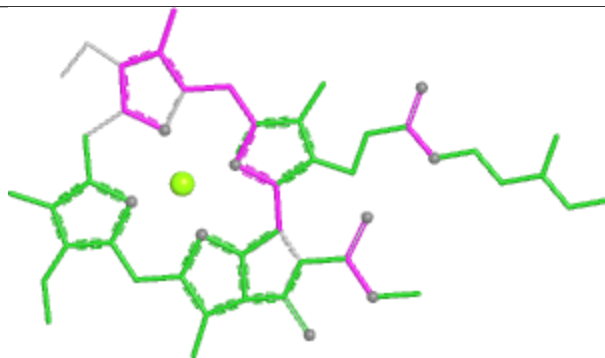


Rings

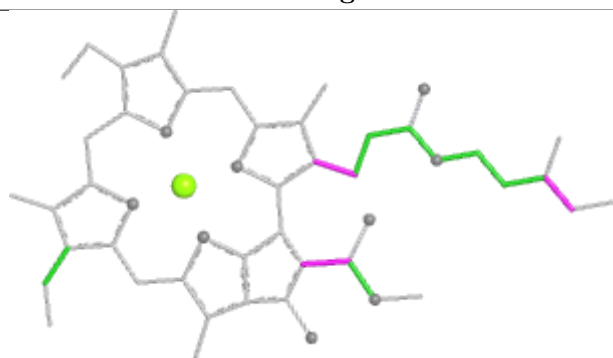
Ligand CLA B 1234



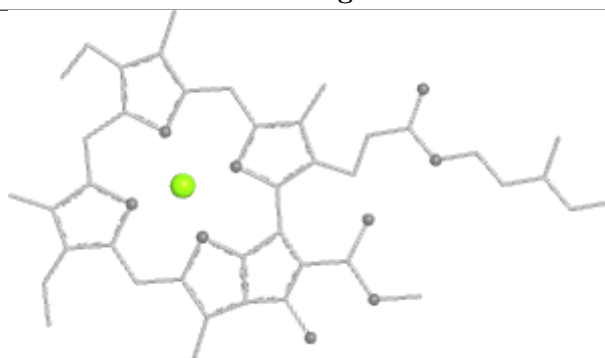
Bond lengths



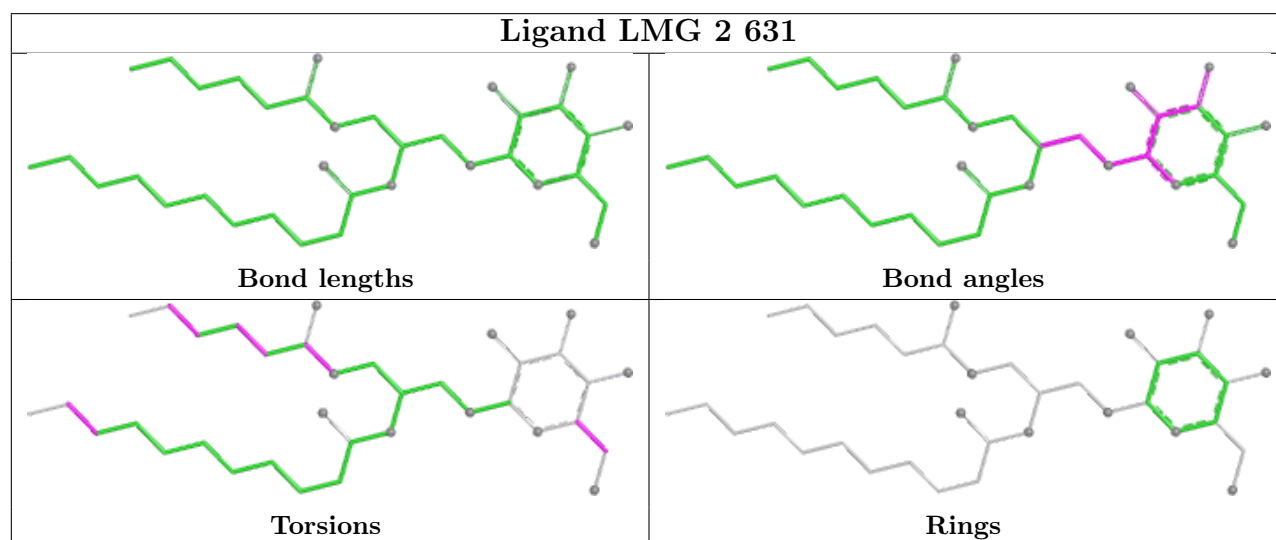
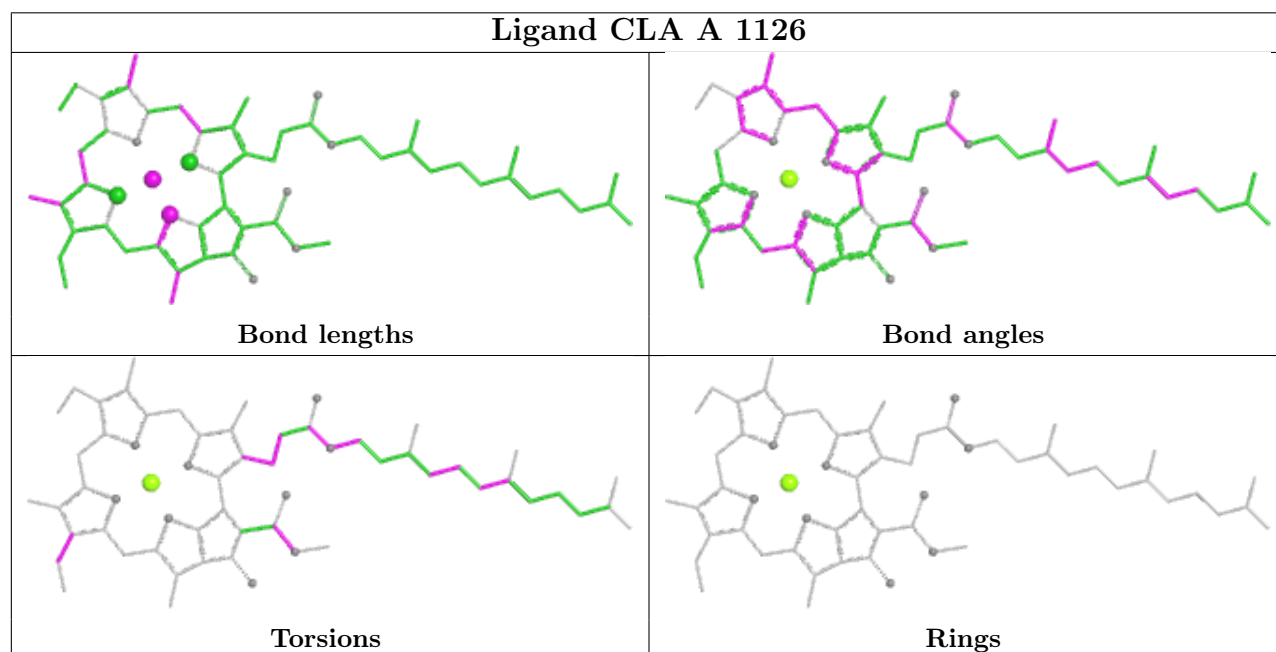
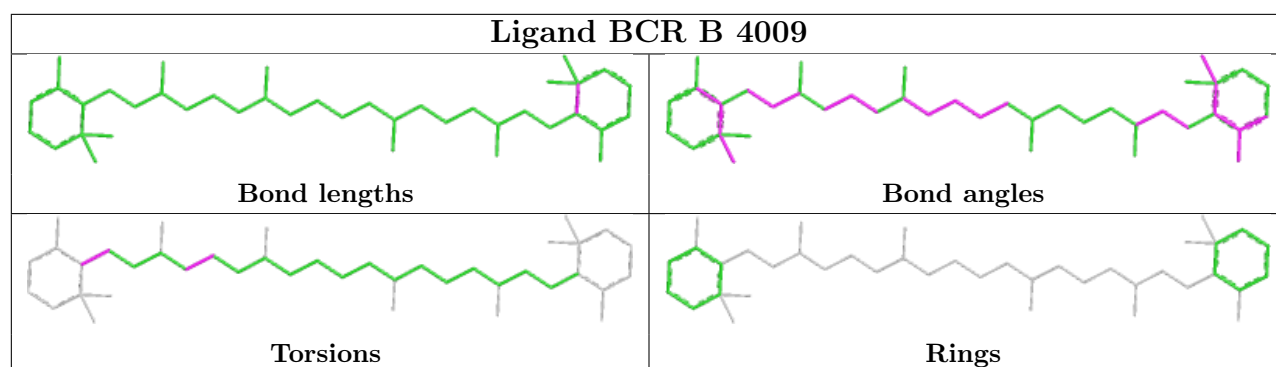
Bond angles

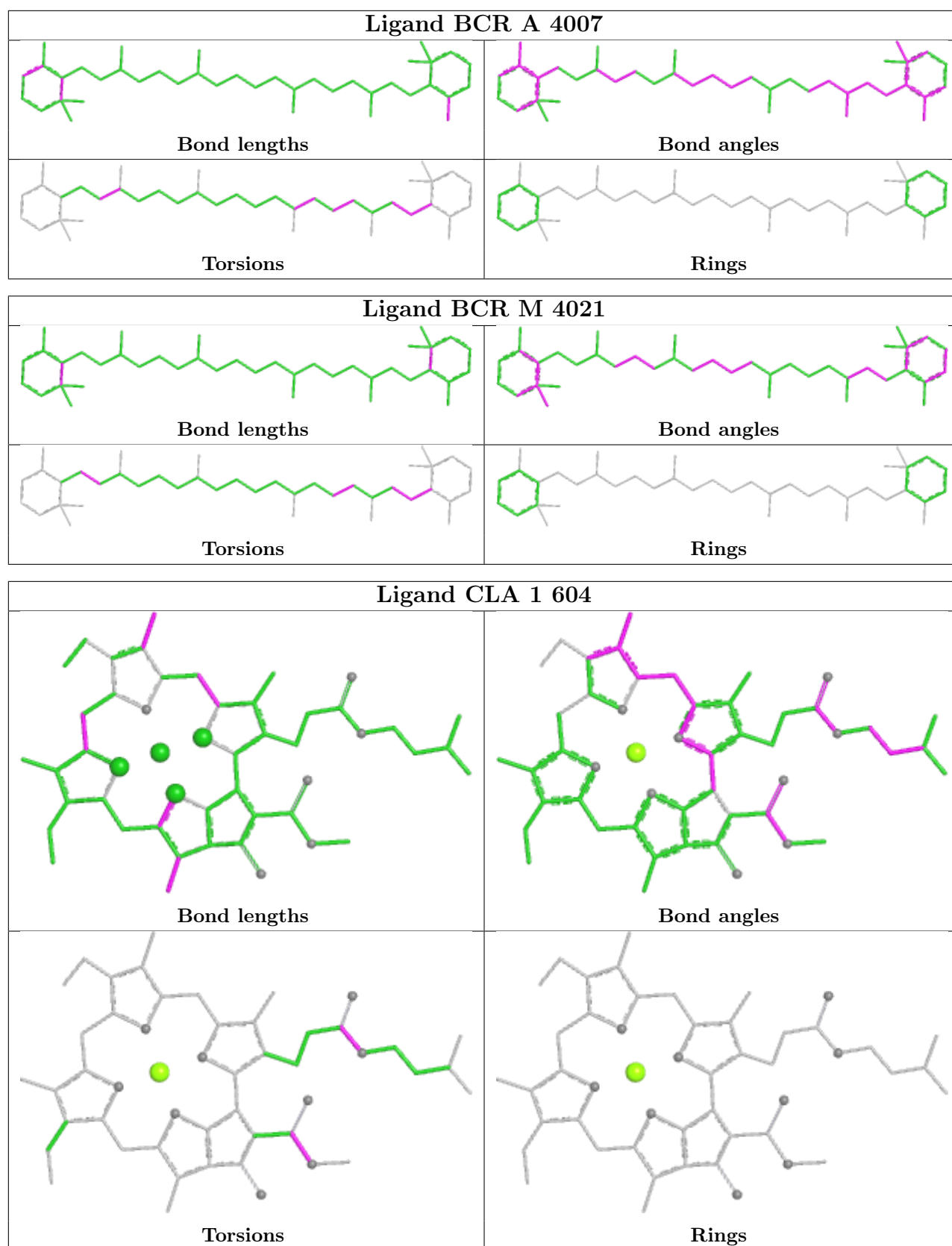


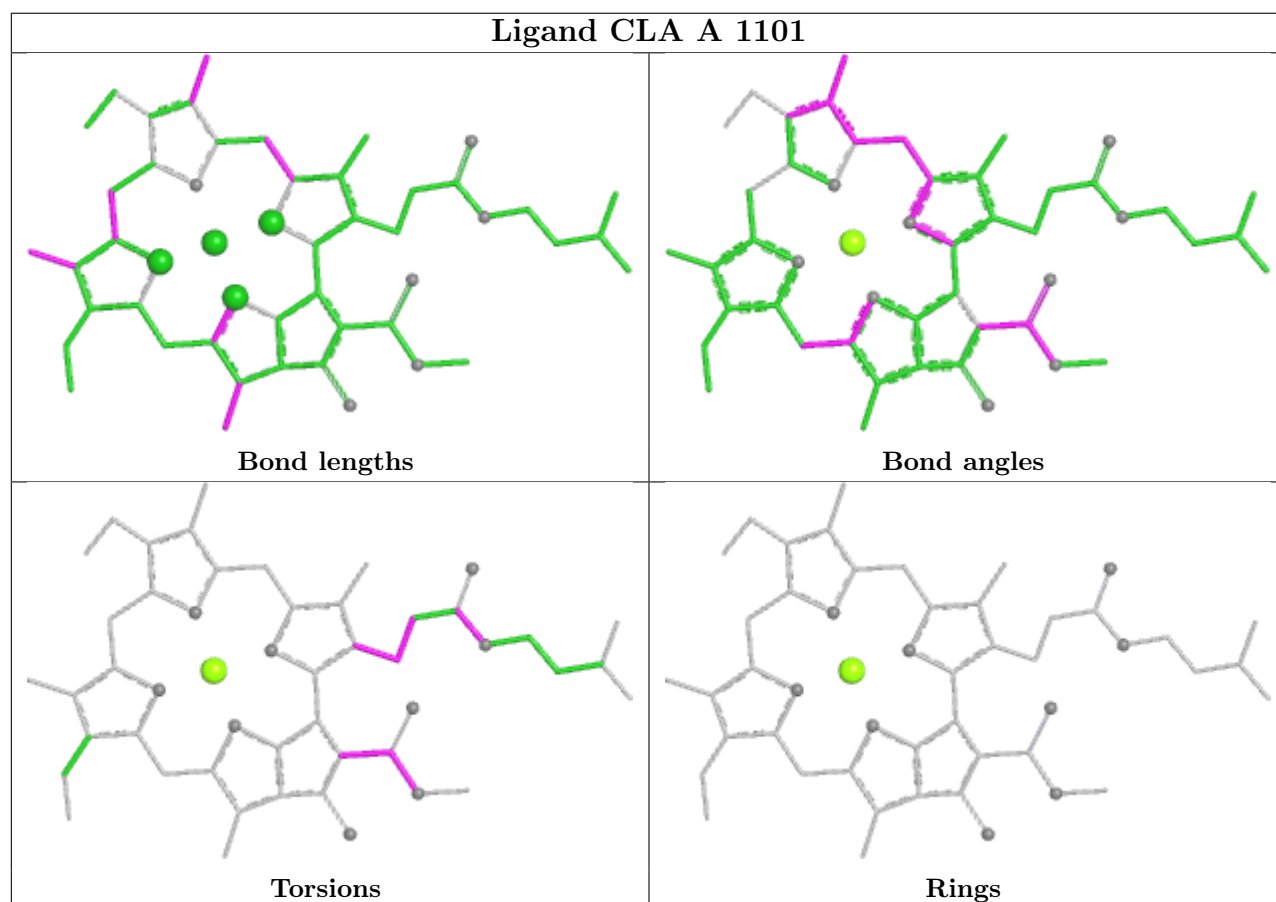
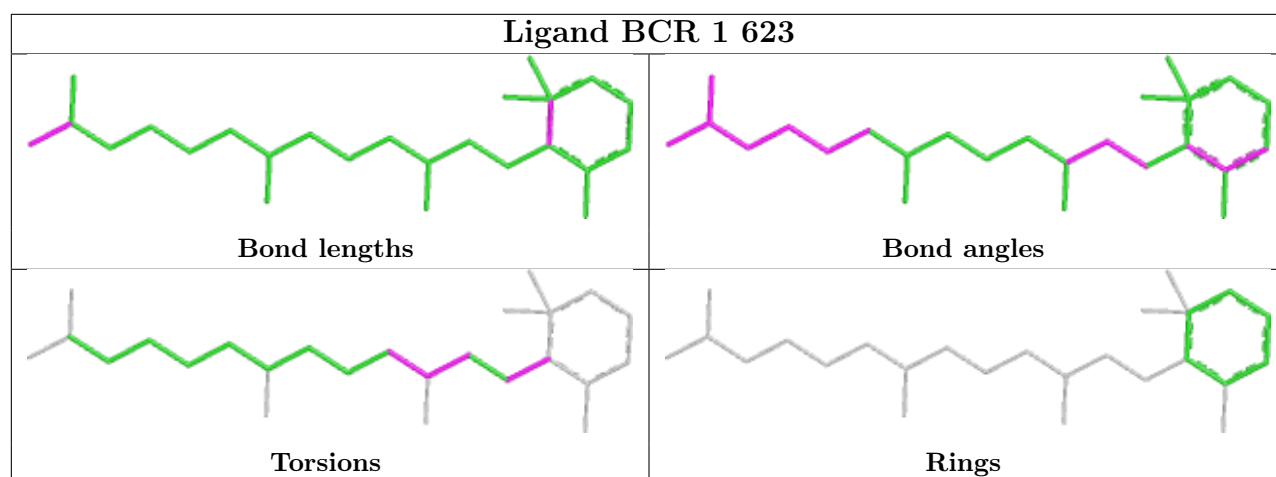
Torsions

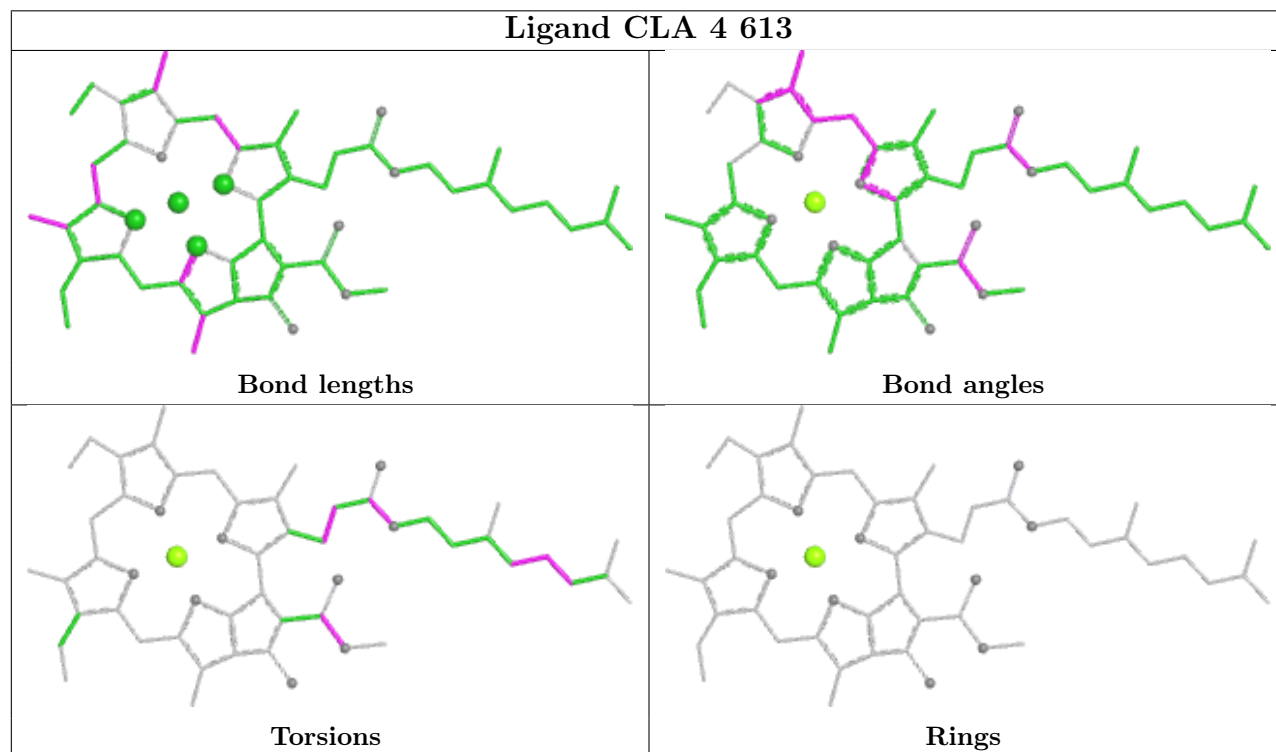
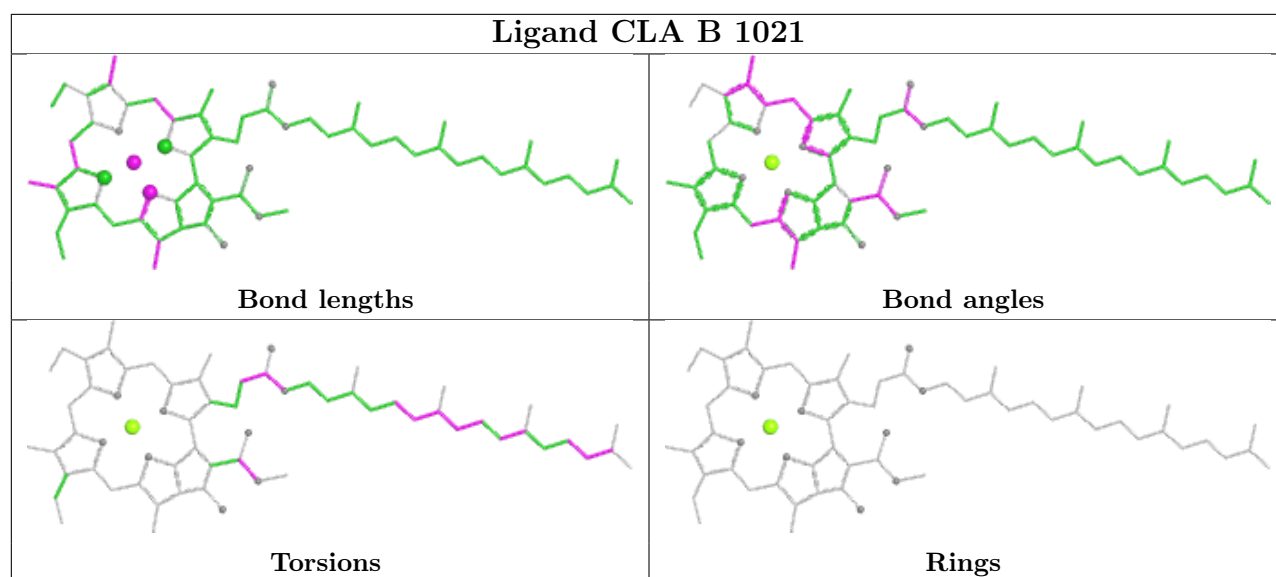


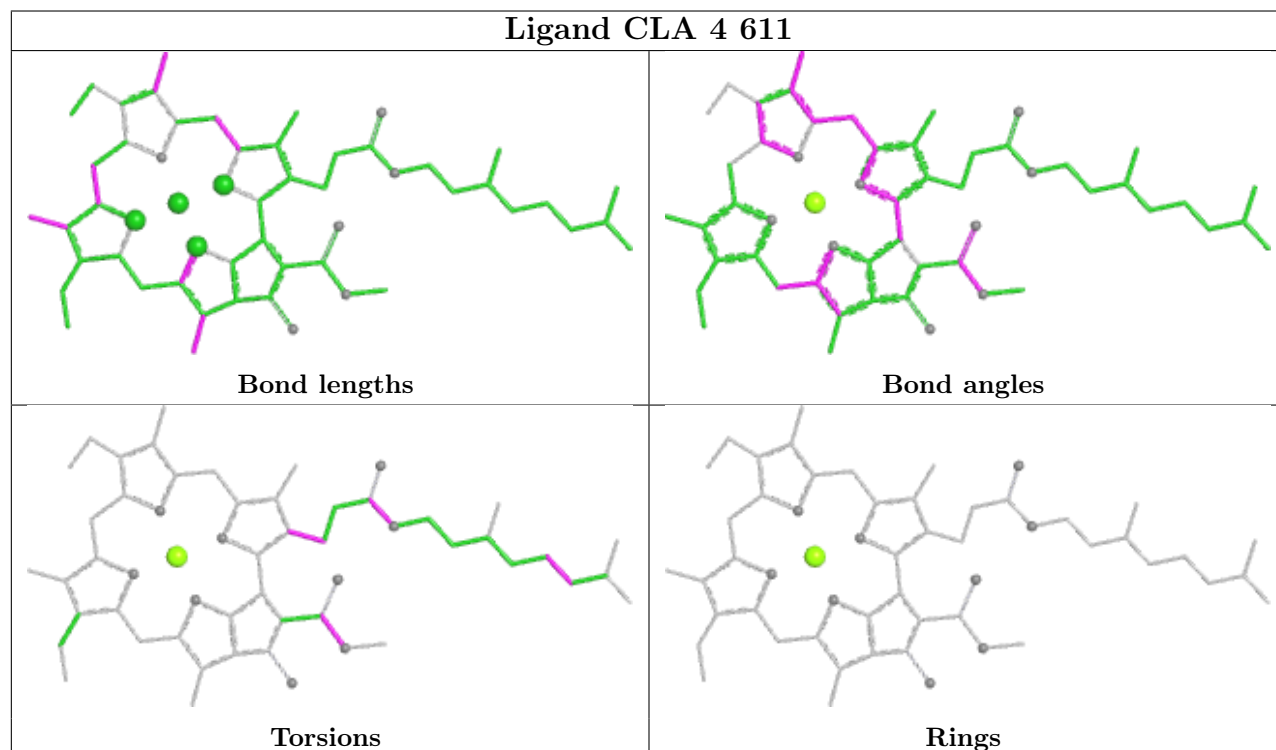
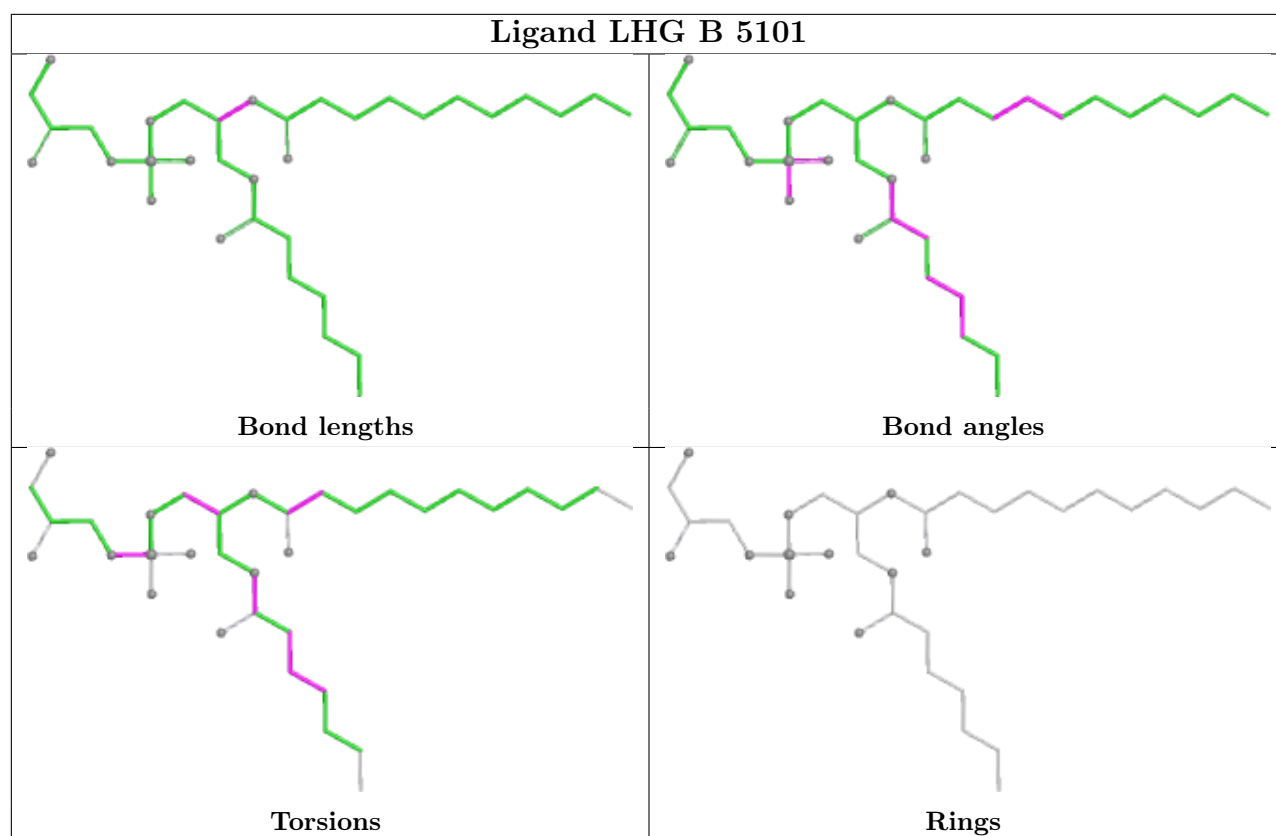
Rings

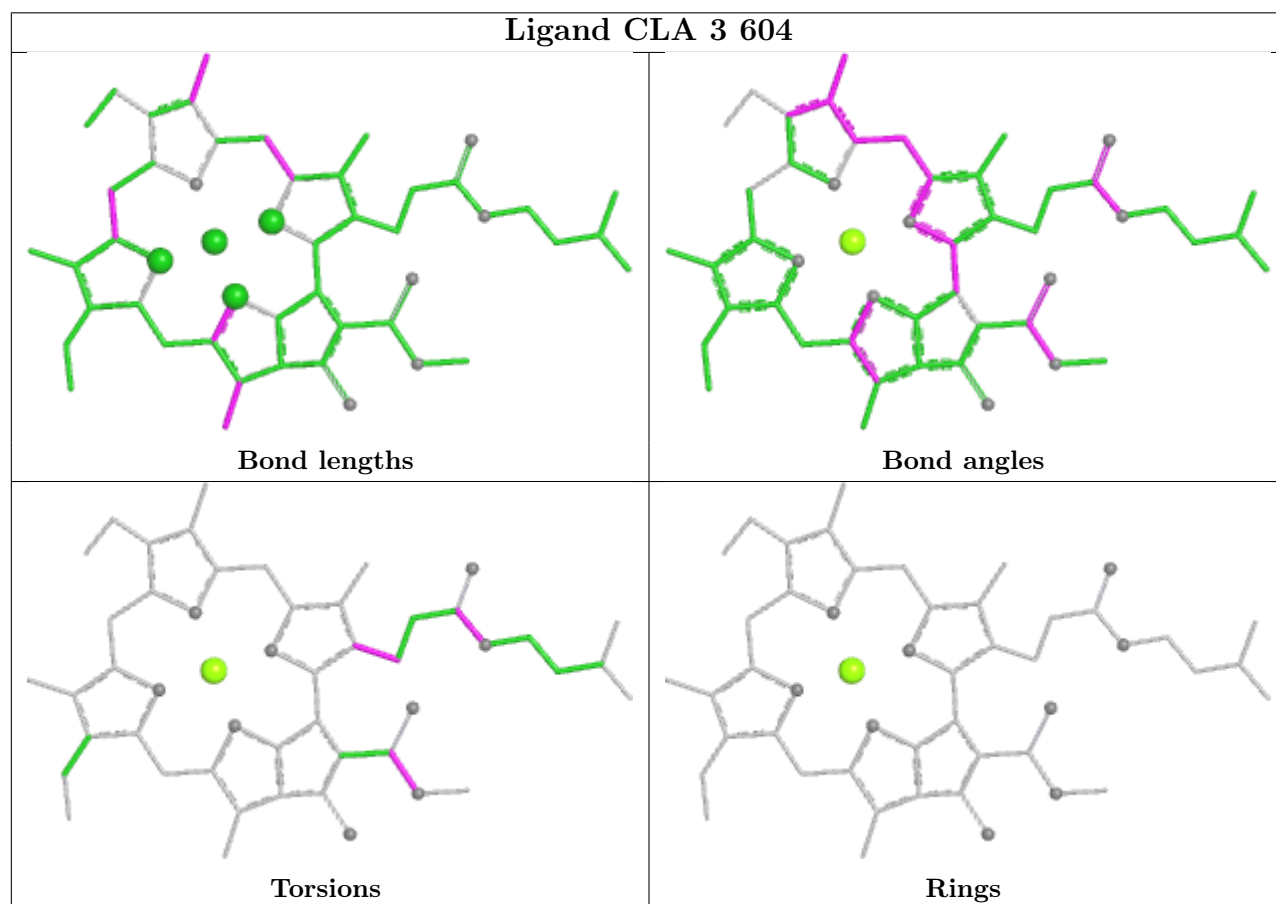
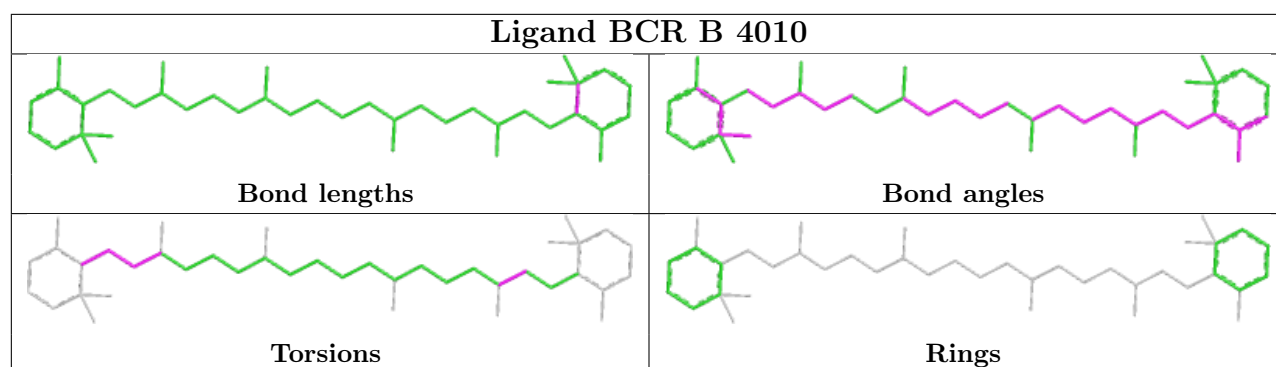




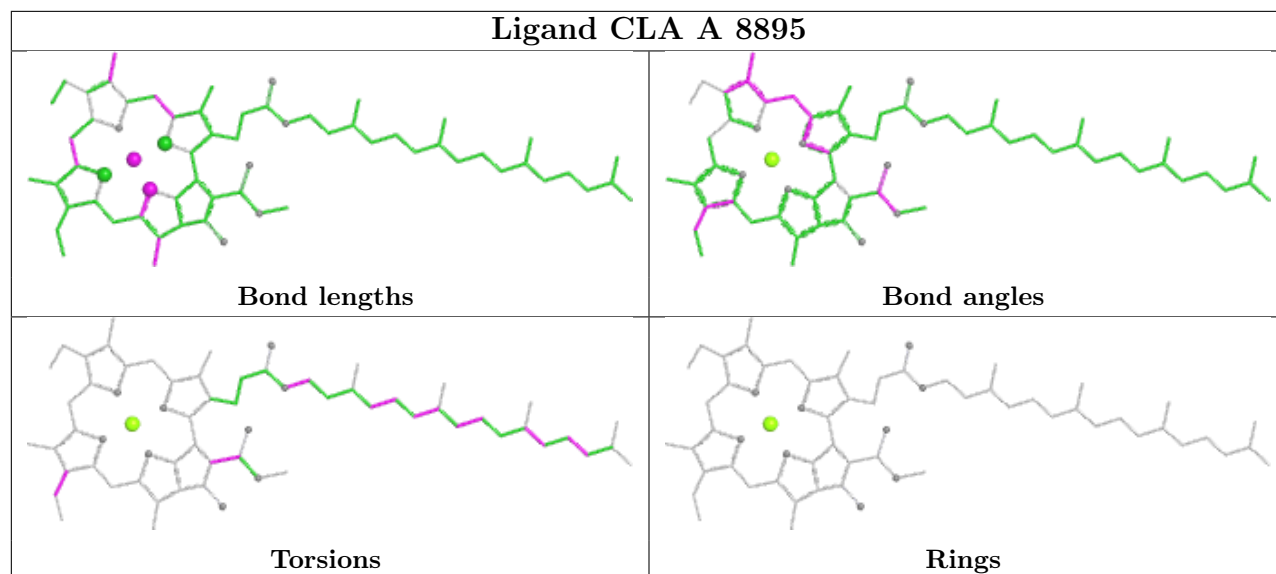




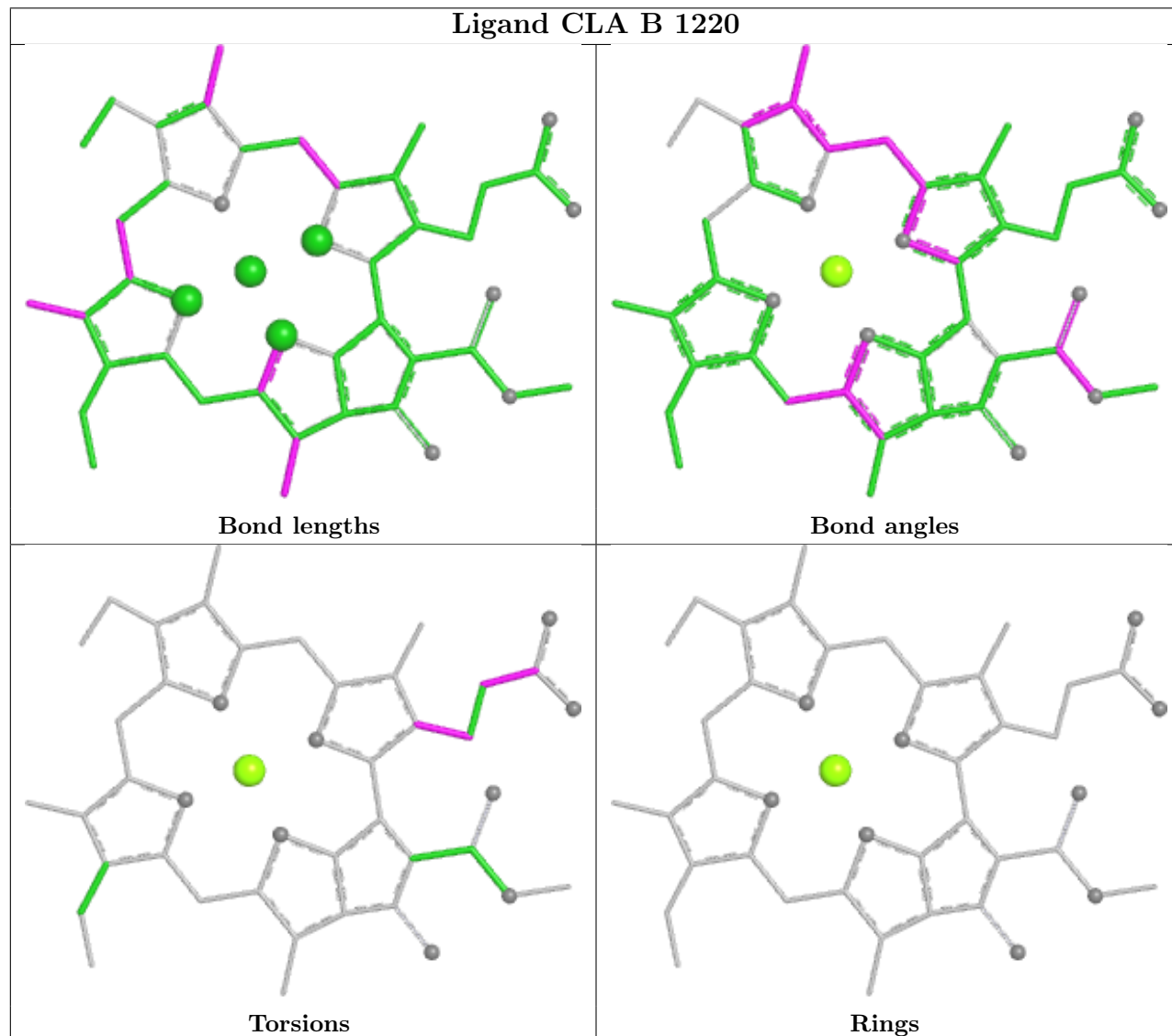


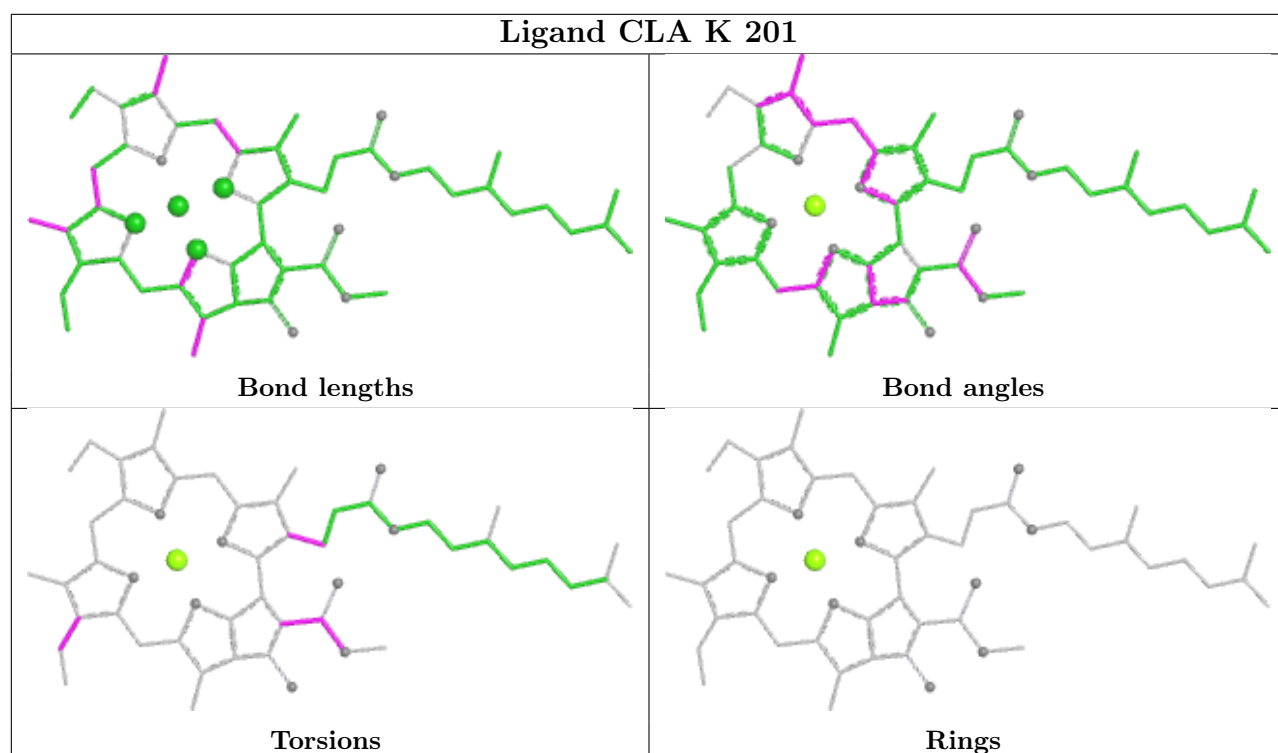
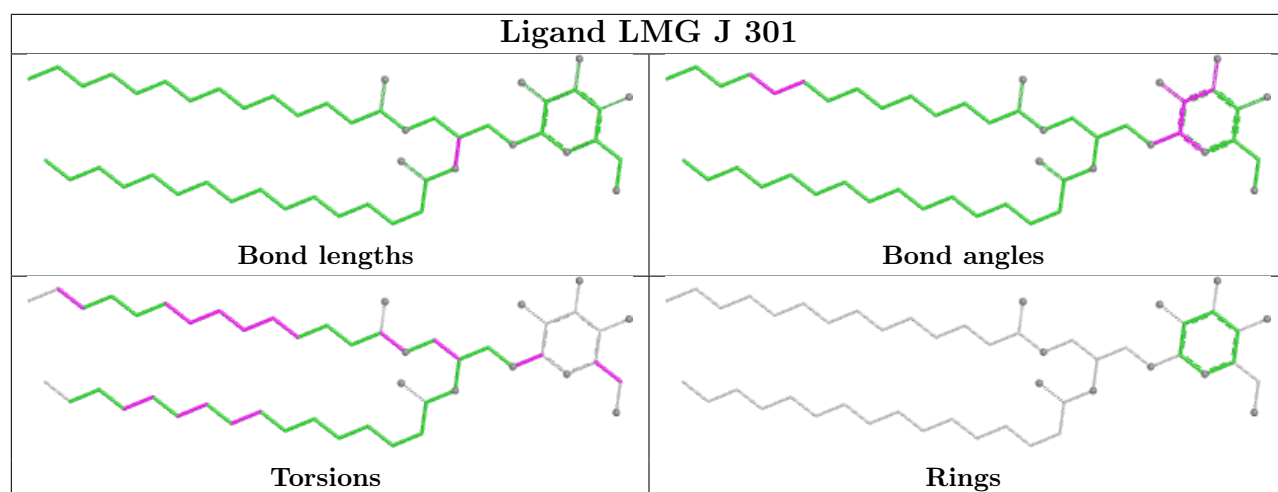


Ligand CLA A 8895

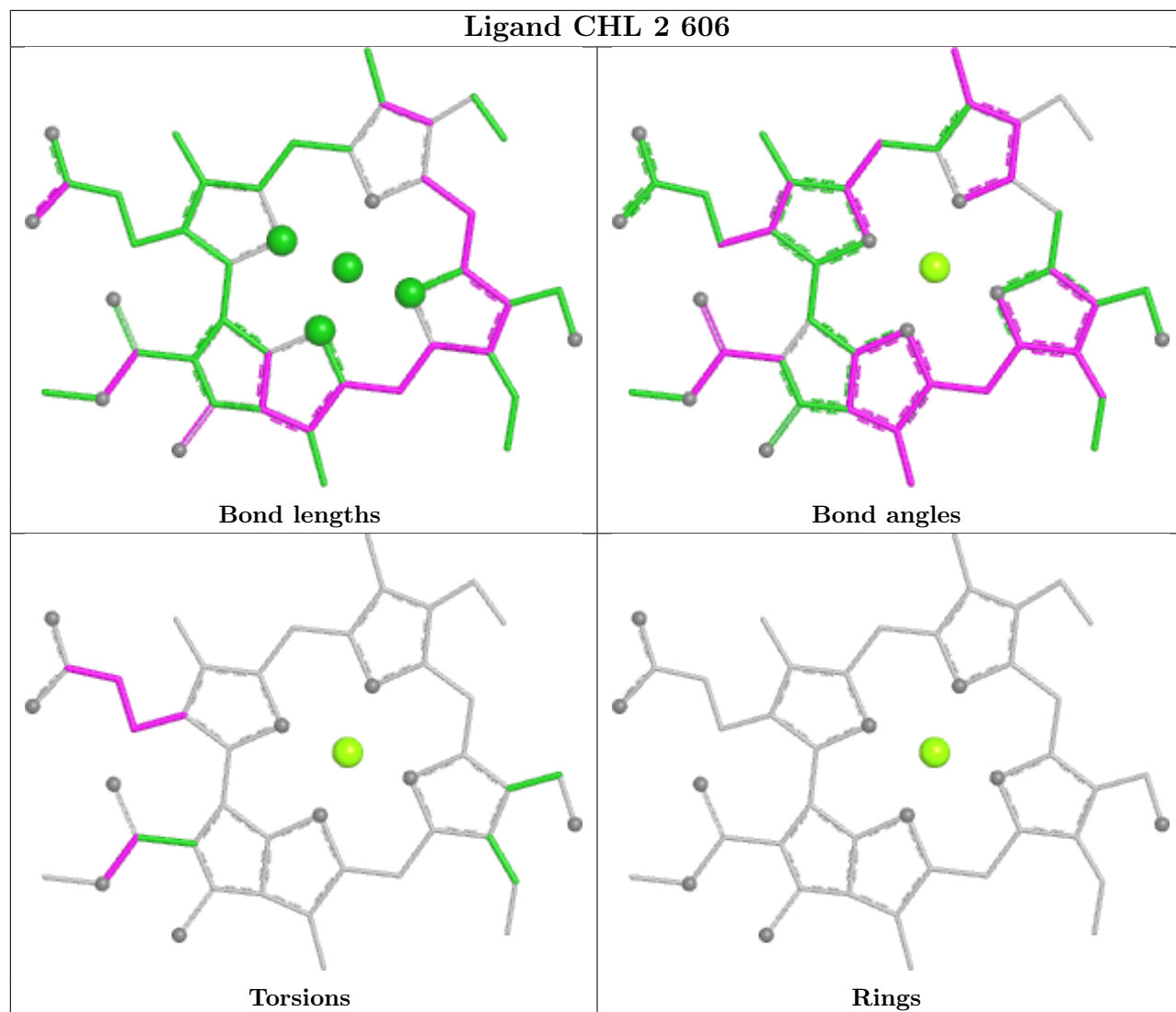


Ligand CLA B 1220

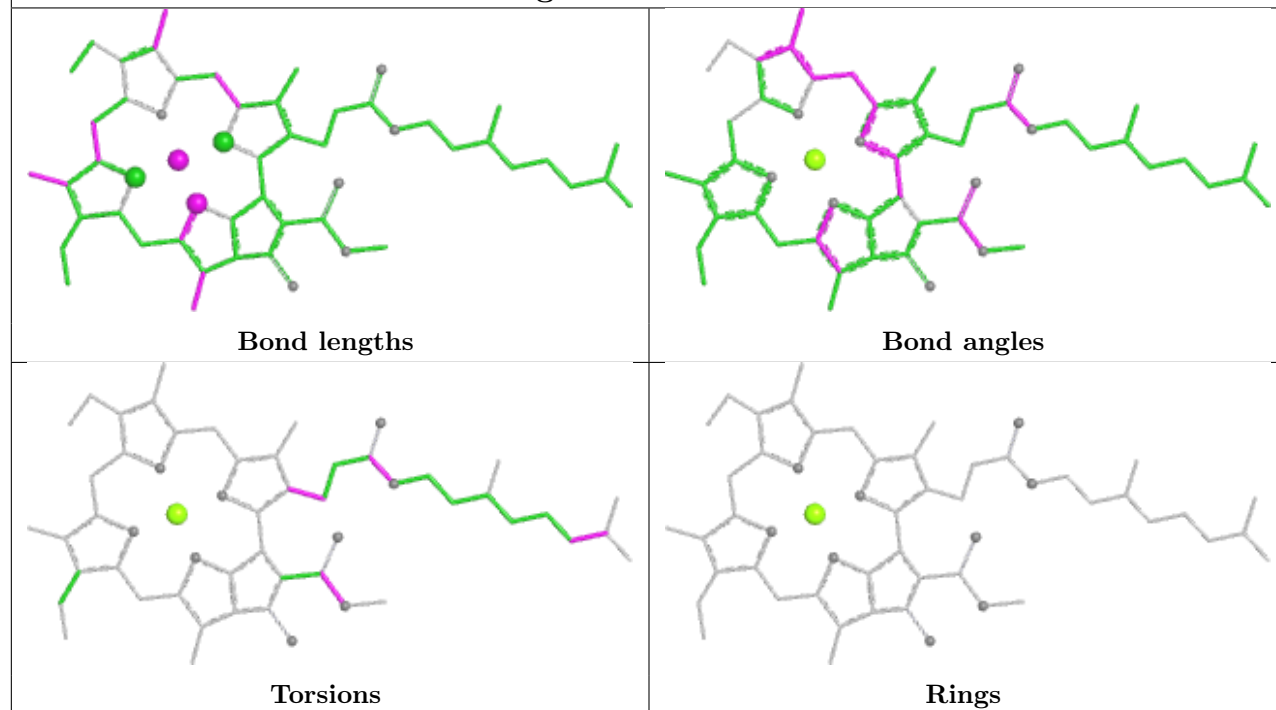




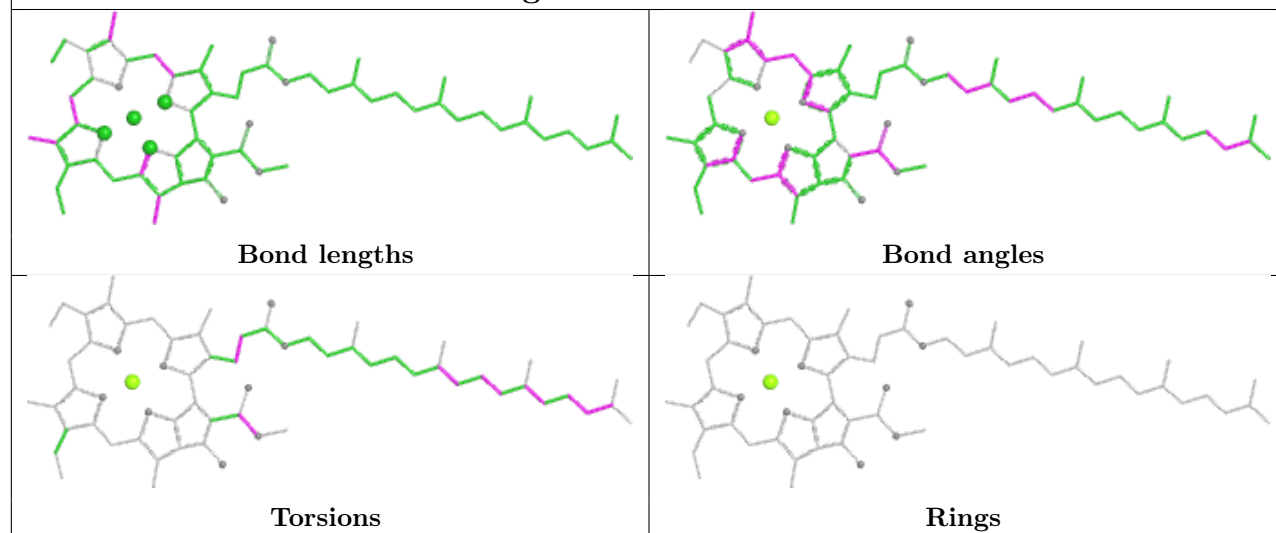
Ligand CHL 2 606

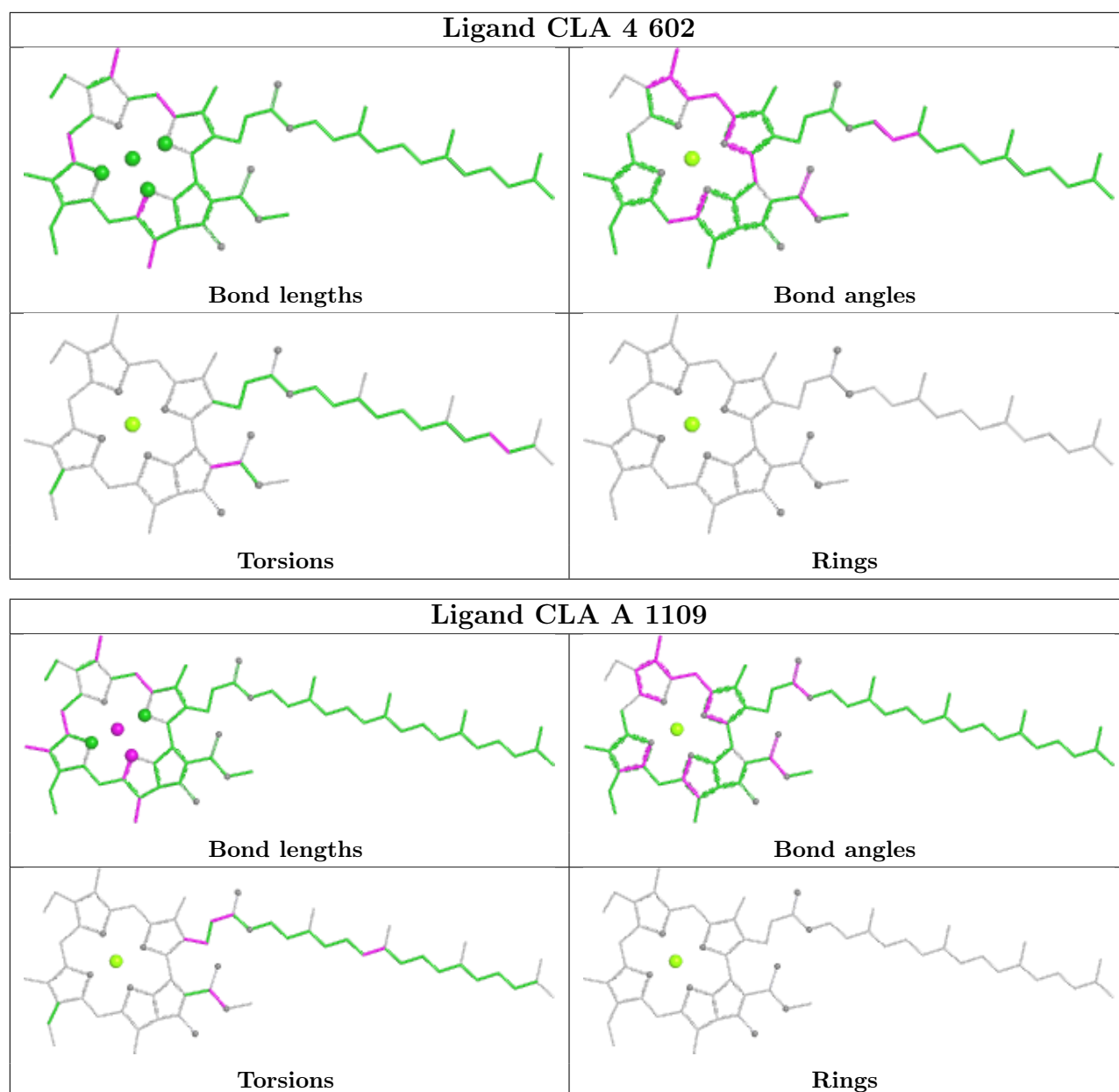


Ligand CLA 4 610

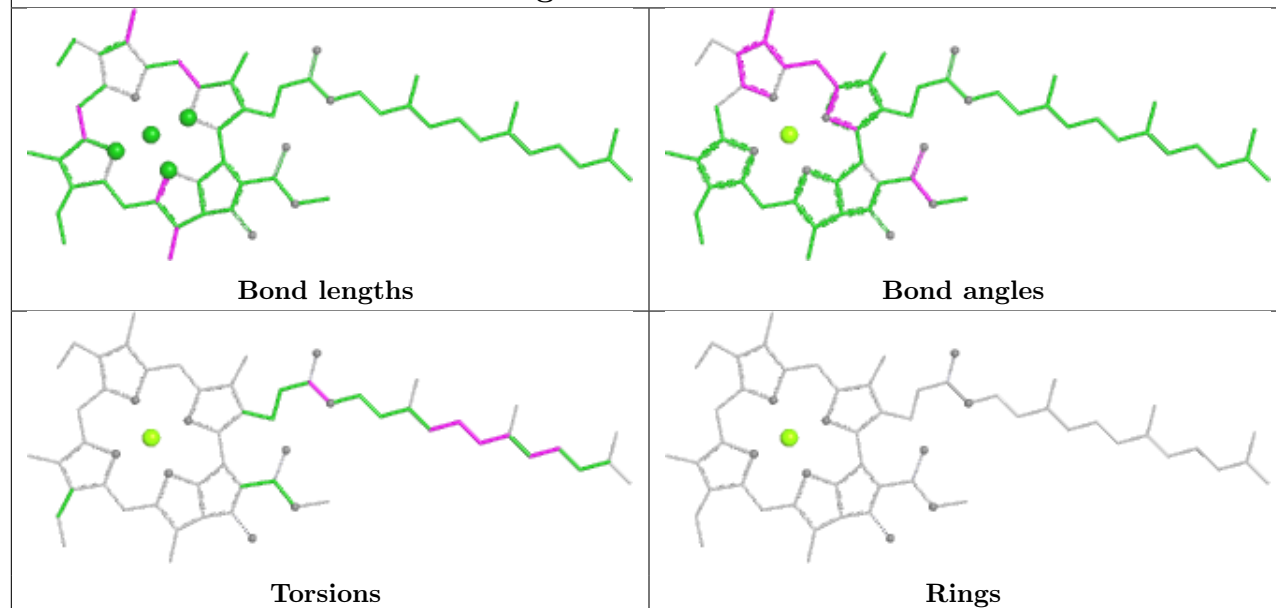


Ligand CLA A 1117

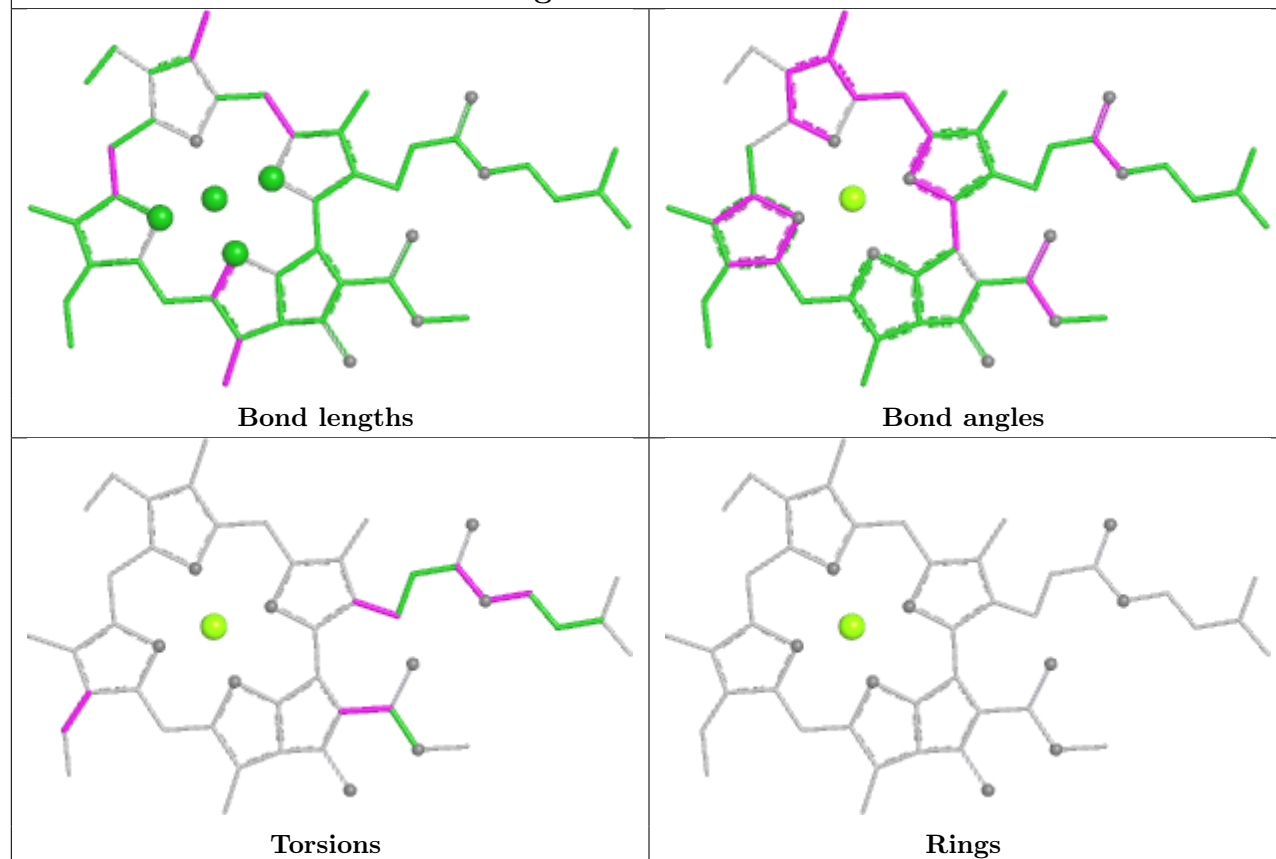


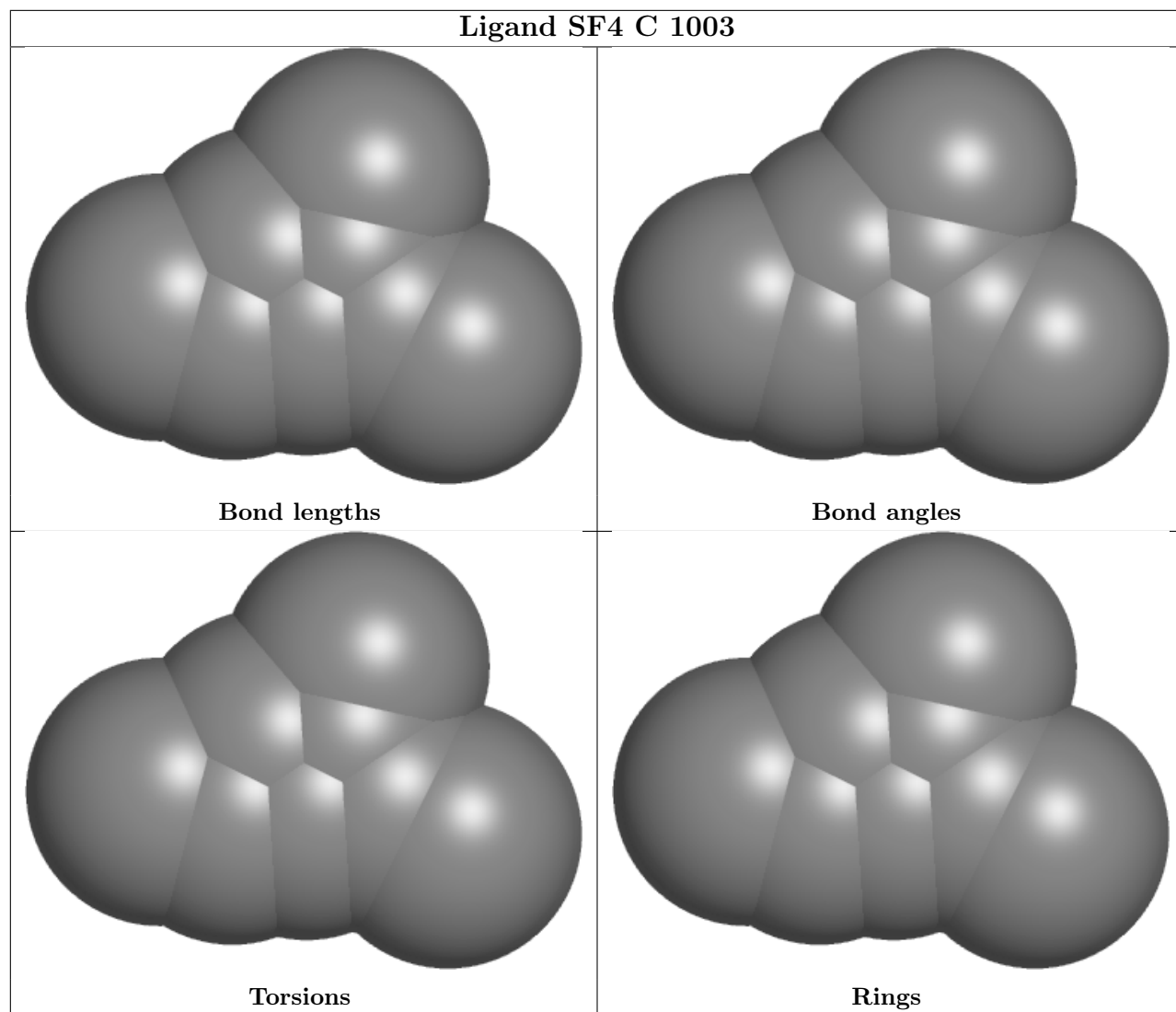


Ligand CLA 1 609

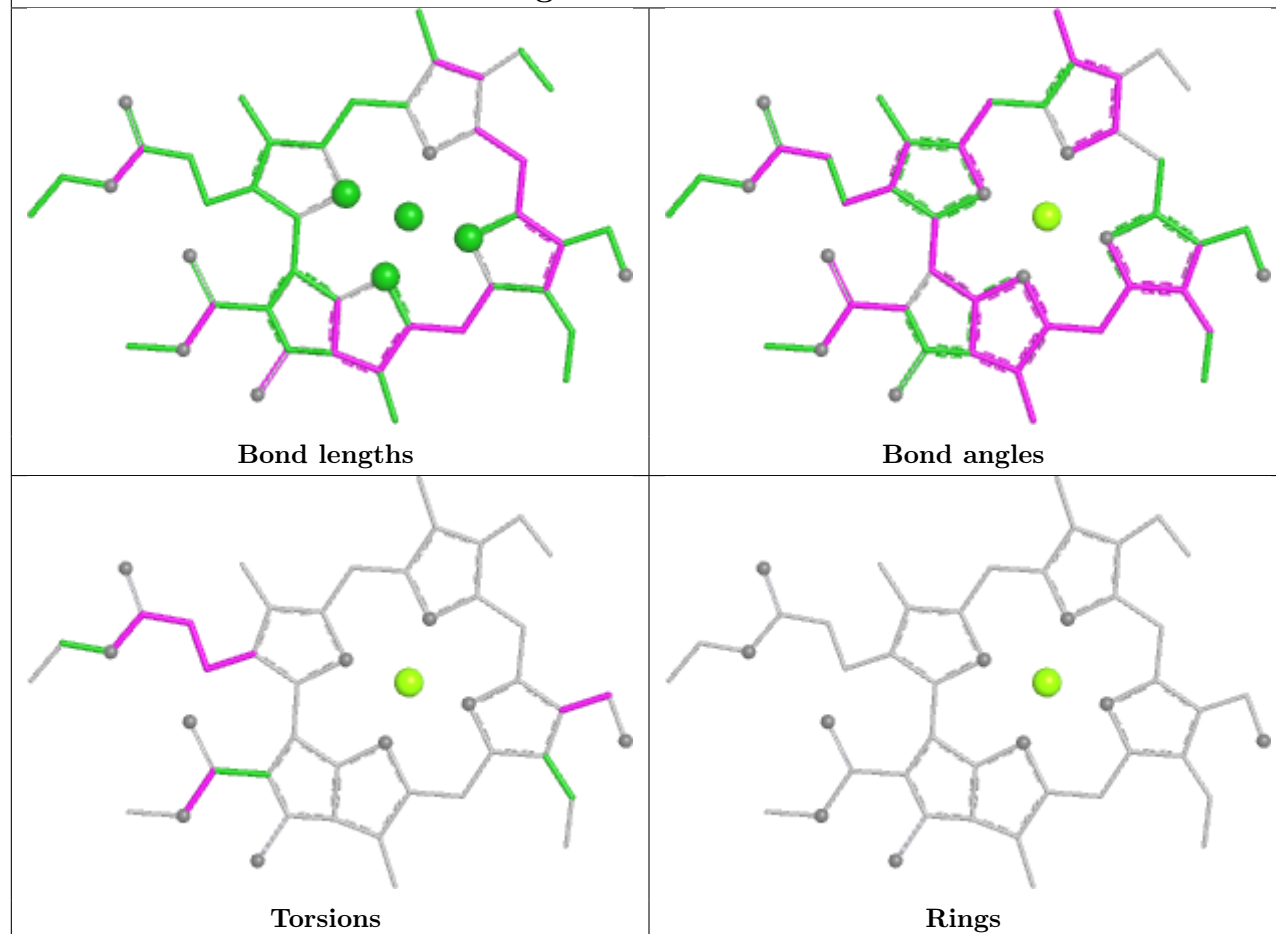


Ligand CLA L 301

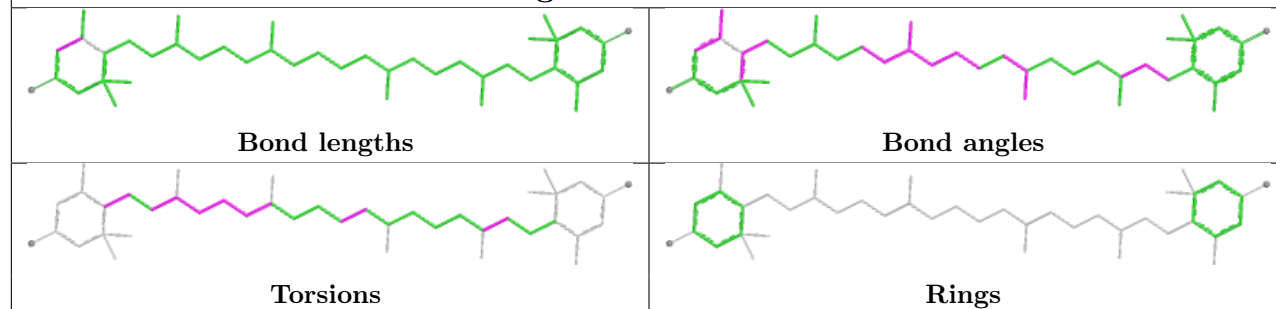


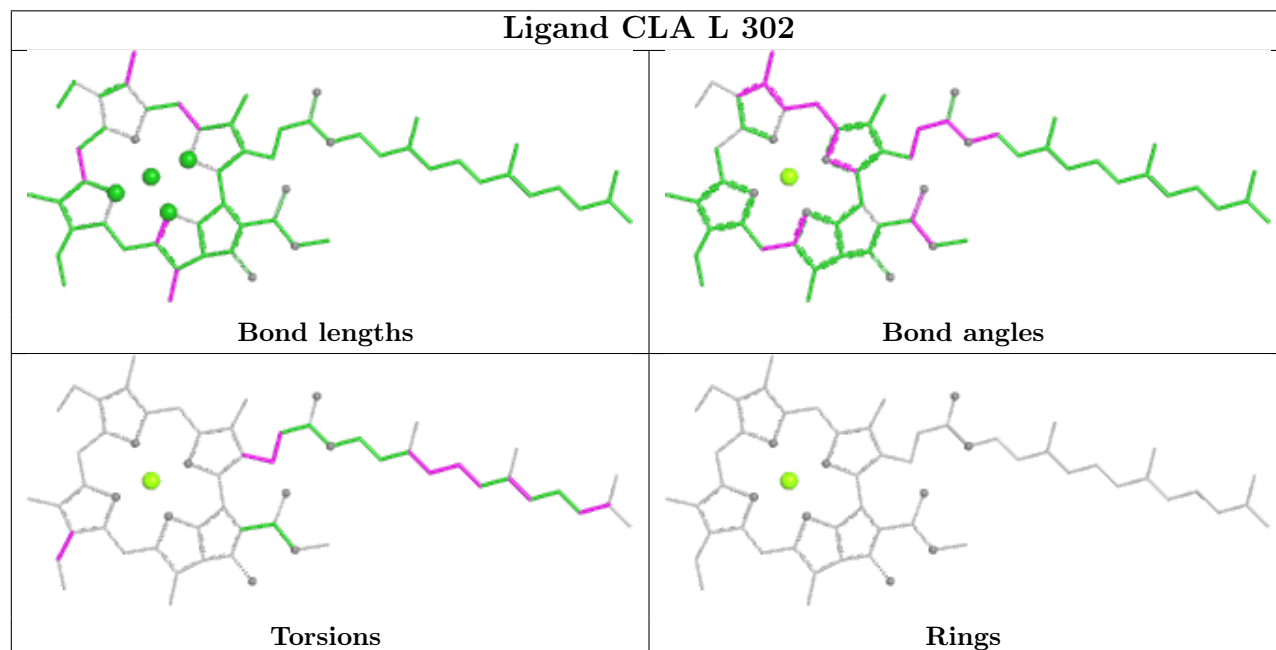
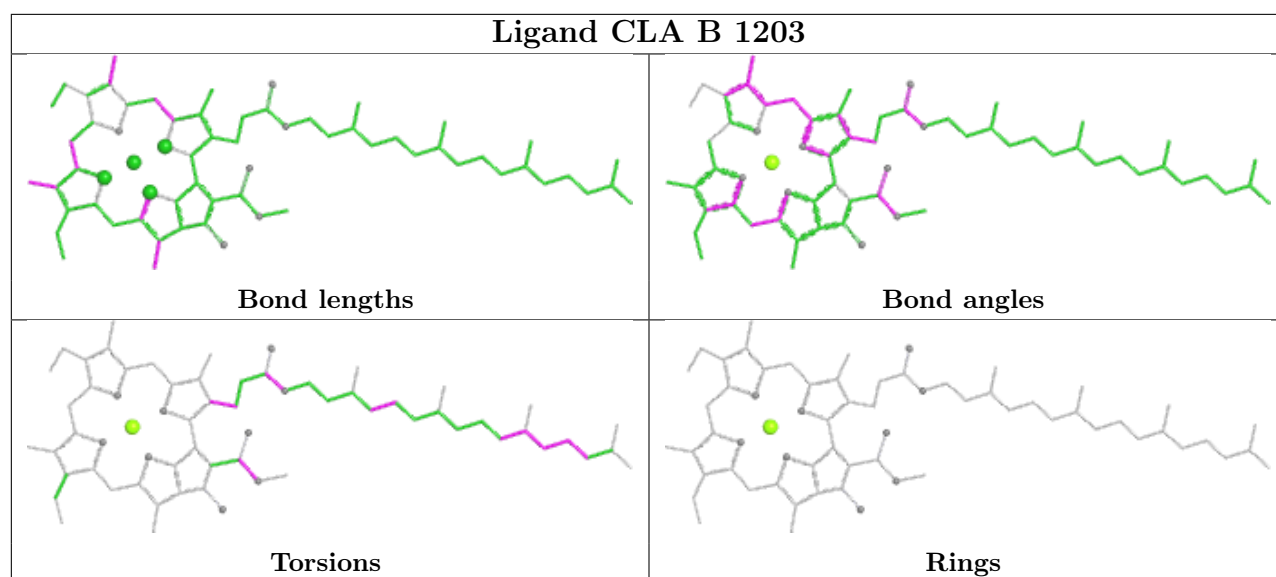


Ligand CHL 2 608

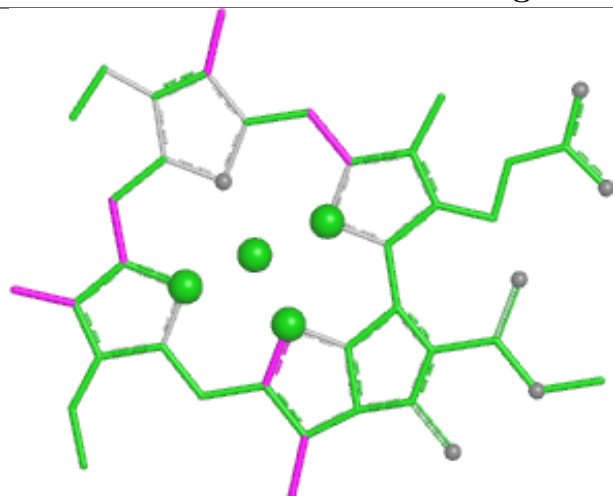


Ligand LUT 4 623

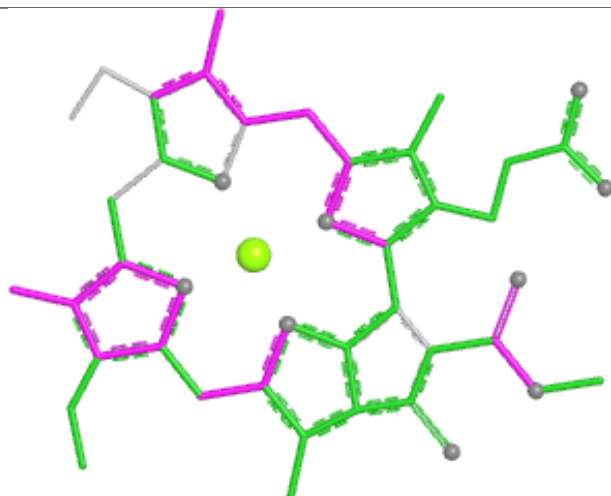




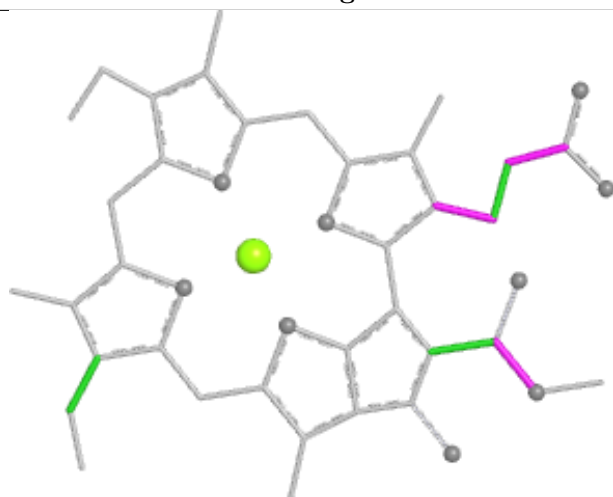
Ligand CLA K 204



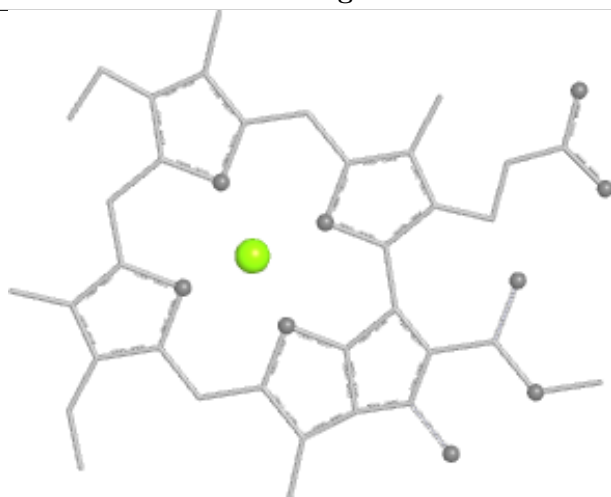
Bond lengths



Bond angles

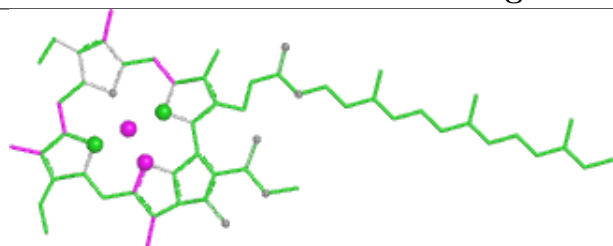


Torsions

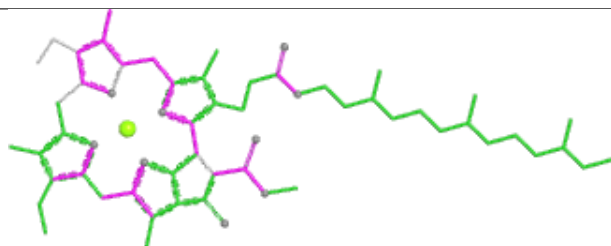


Rings

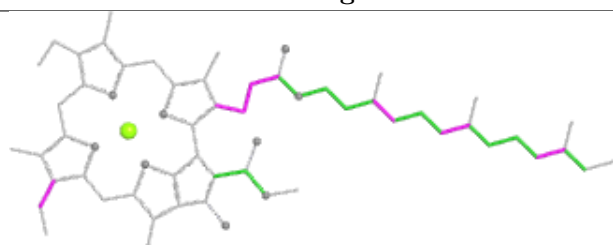
Ligand CLA B 1224



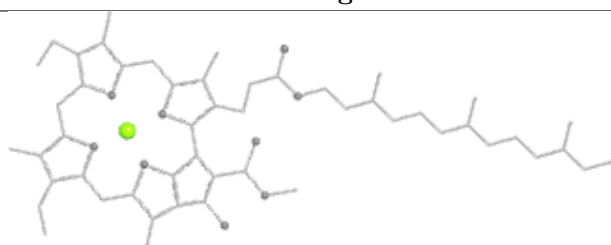
Bond lengths



Bond angles

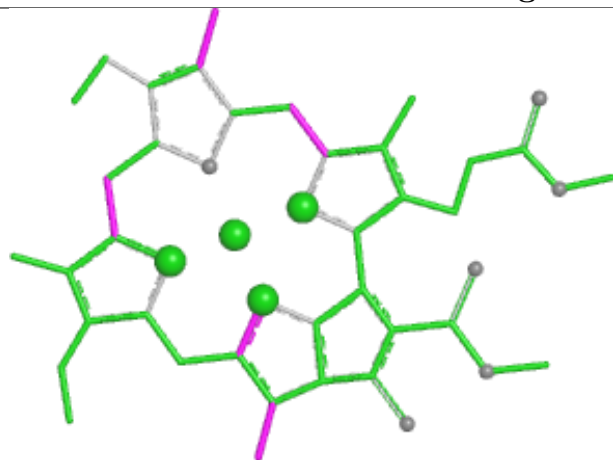


Torsions

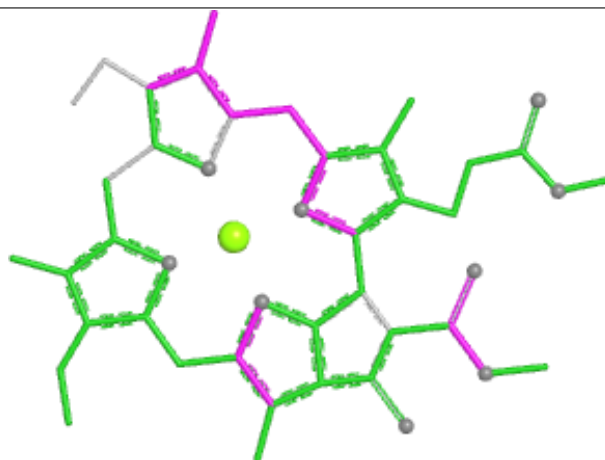


Rings

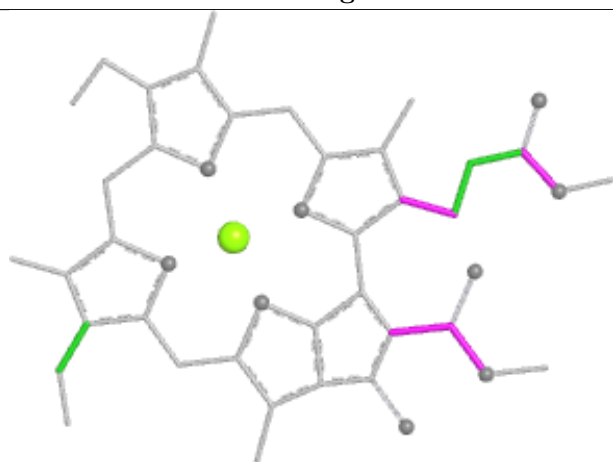
Ligand CLA 4 614



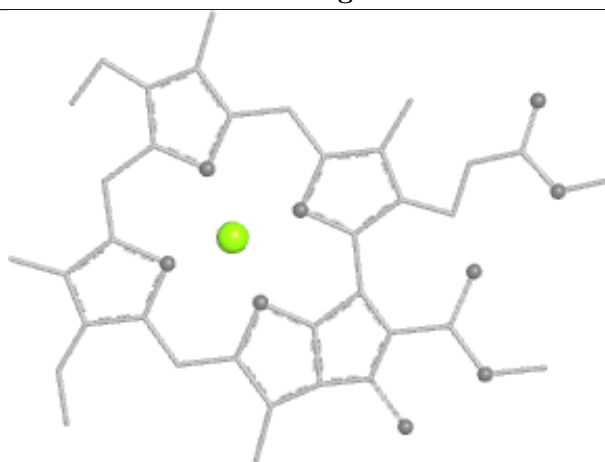
Bond lengths



Bond angles

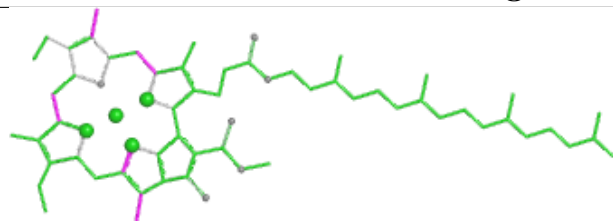


Torsions

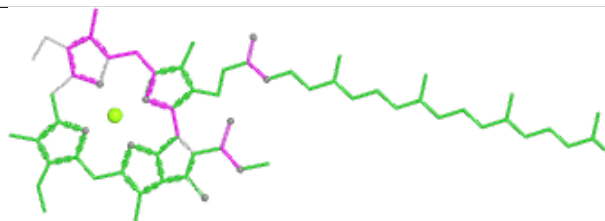


Rings

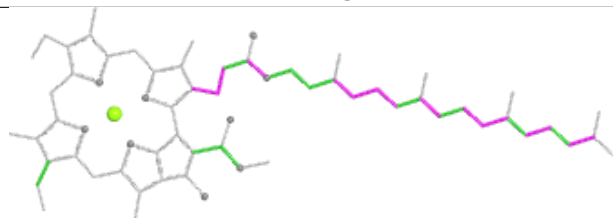
Ligand CLA B 1238



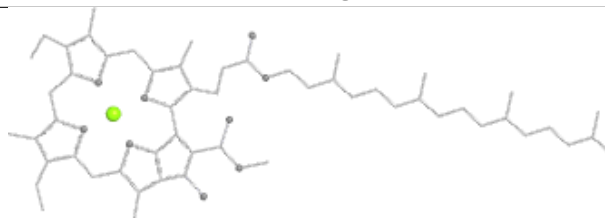
Bond lengths



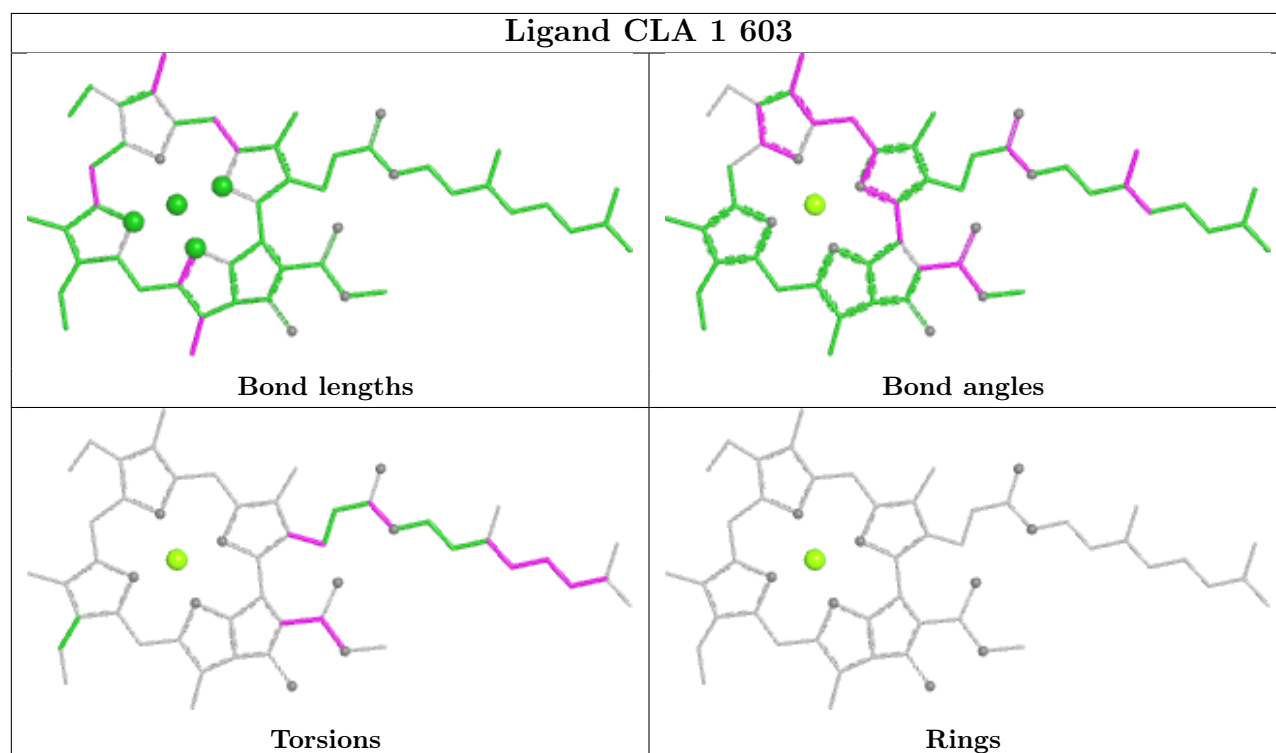
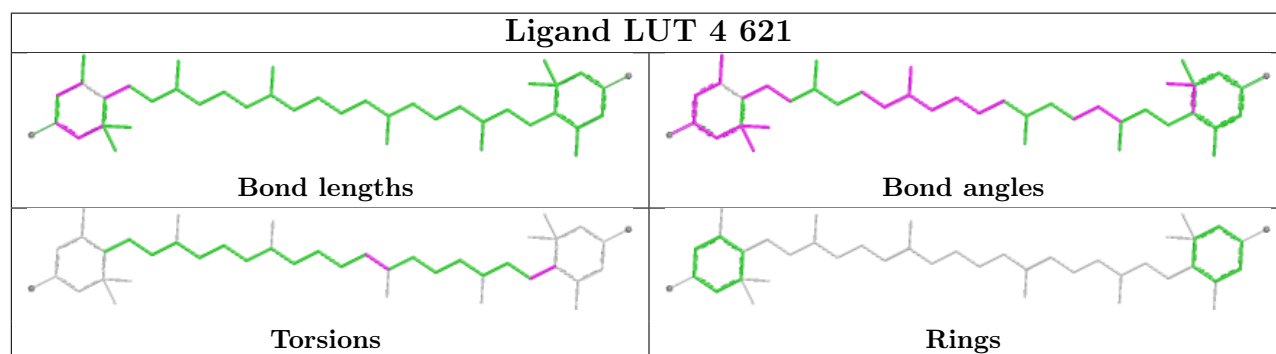
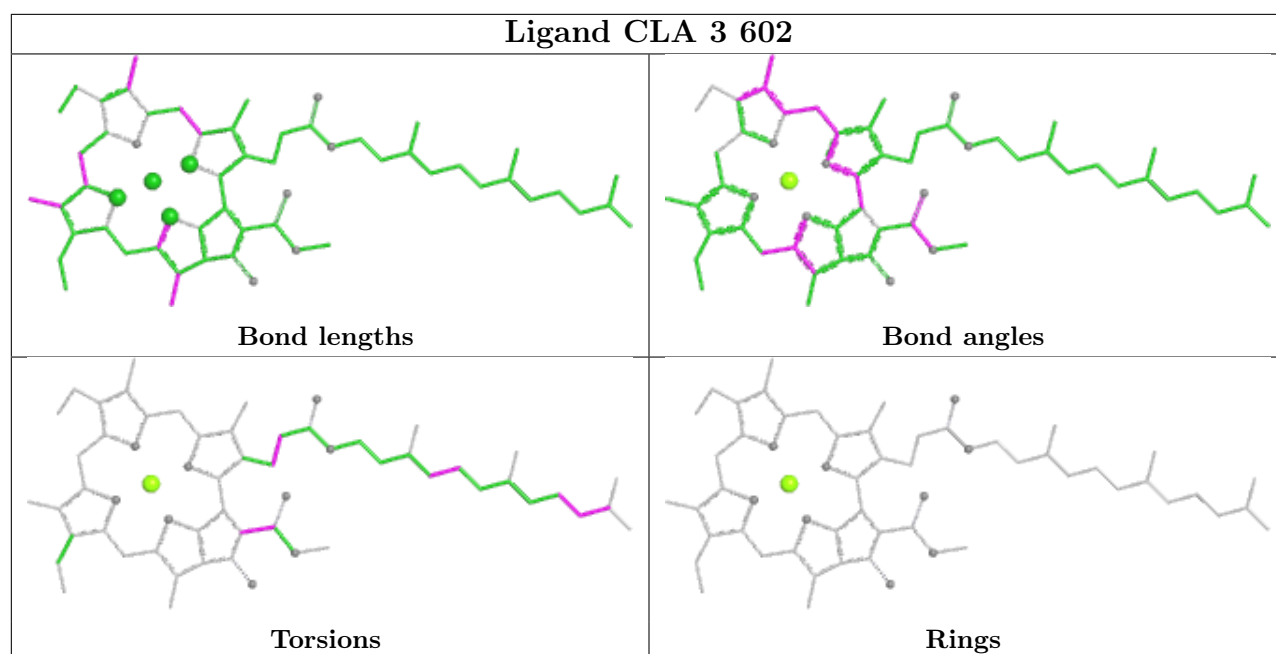
Bond angles

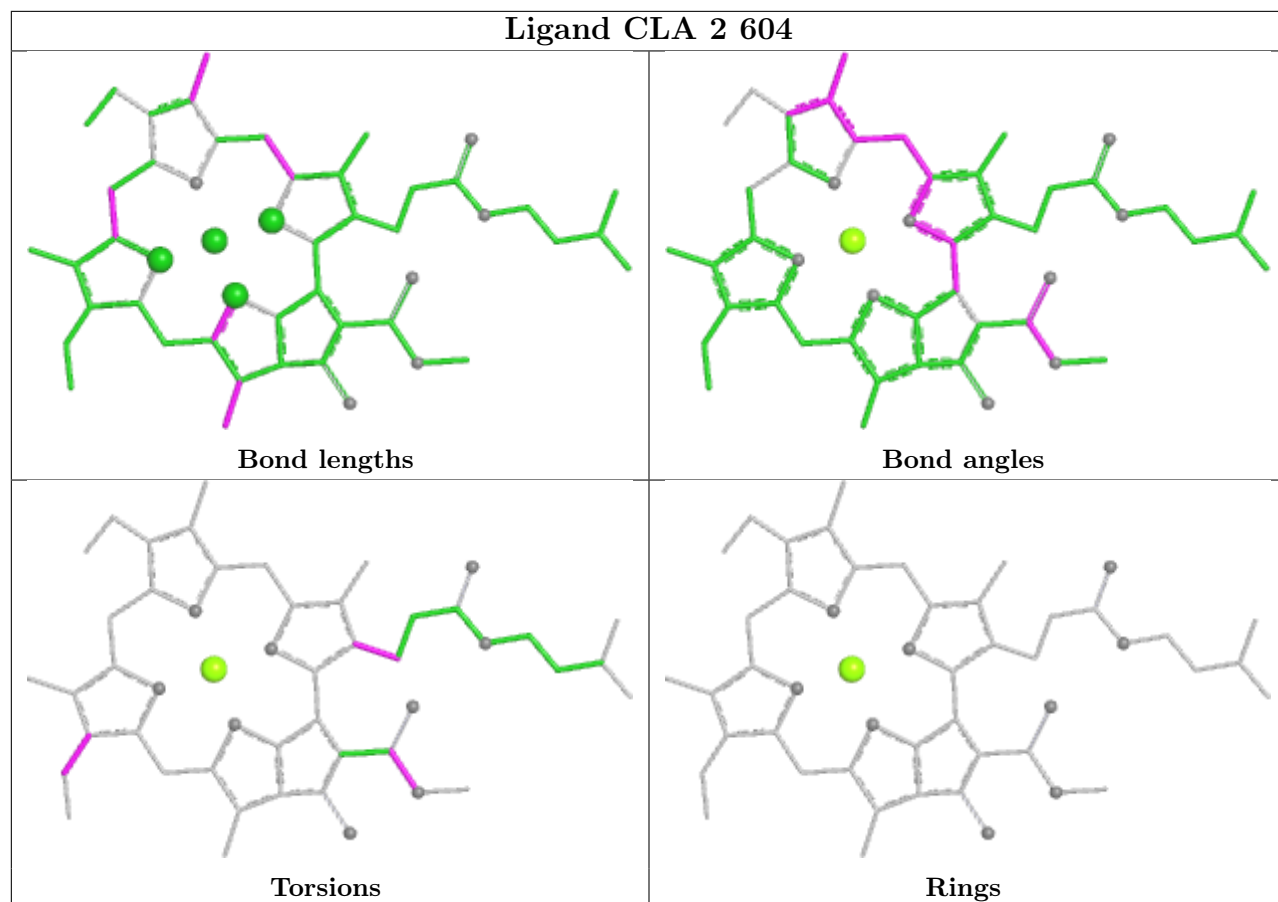


Torsions

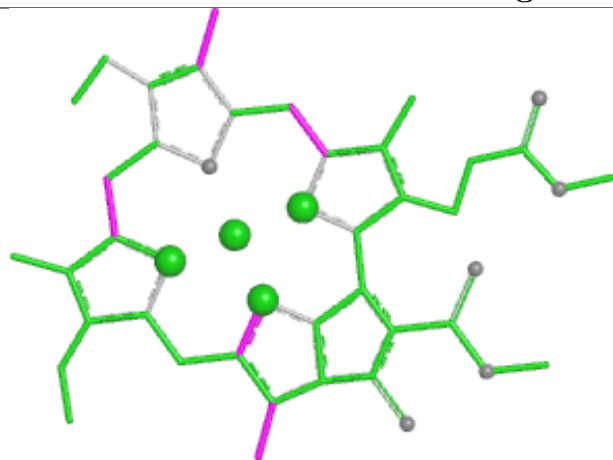


Rings

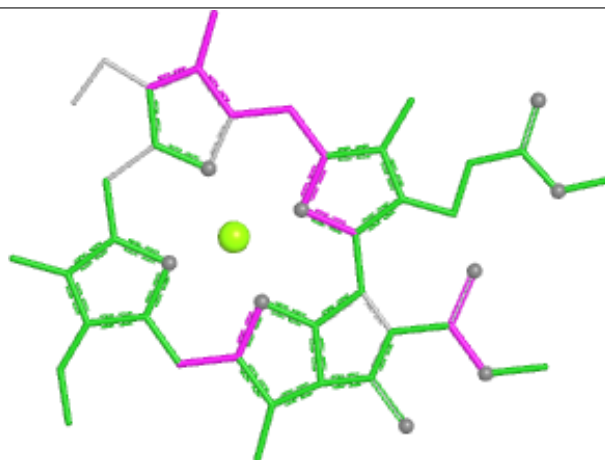




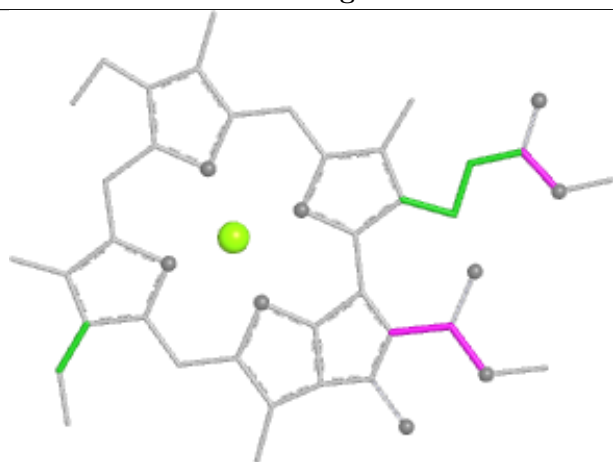
Ligand CLA F 302



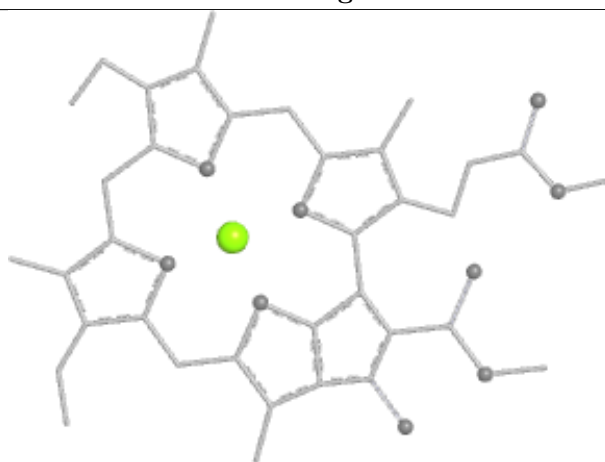
Bond lengths



Bond angles

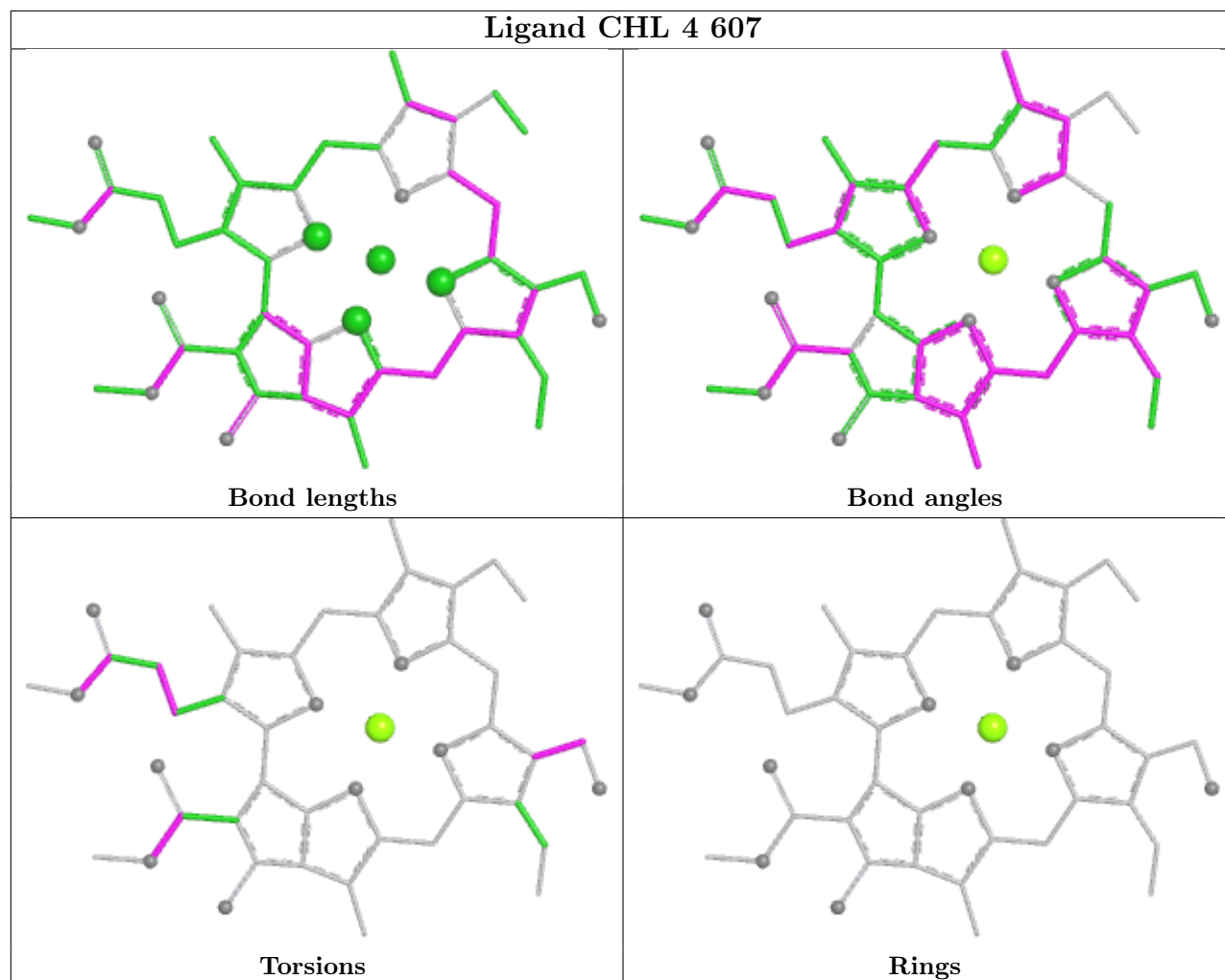


Torsions

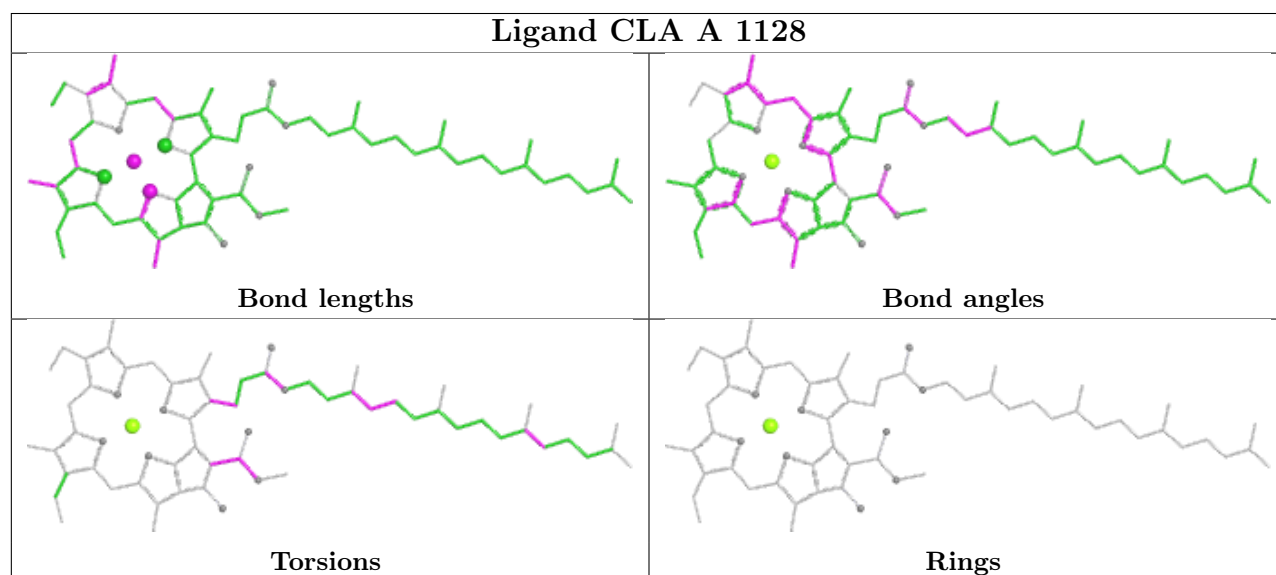


Rings

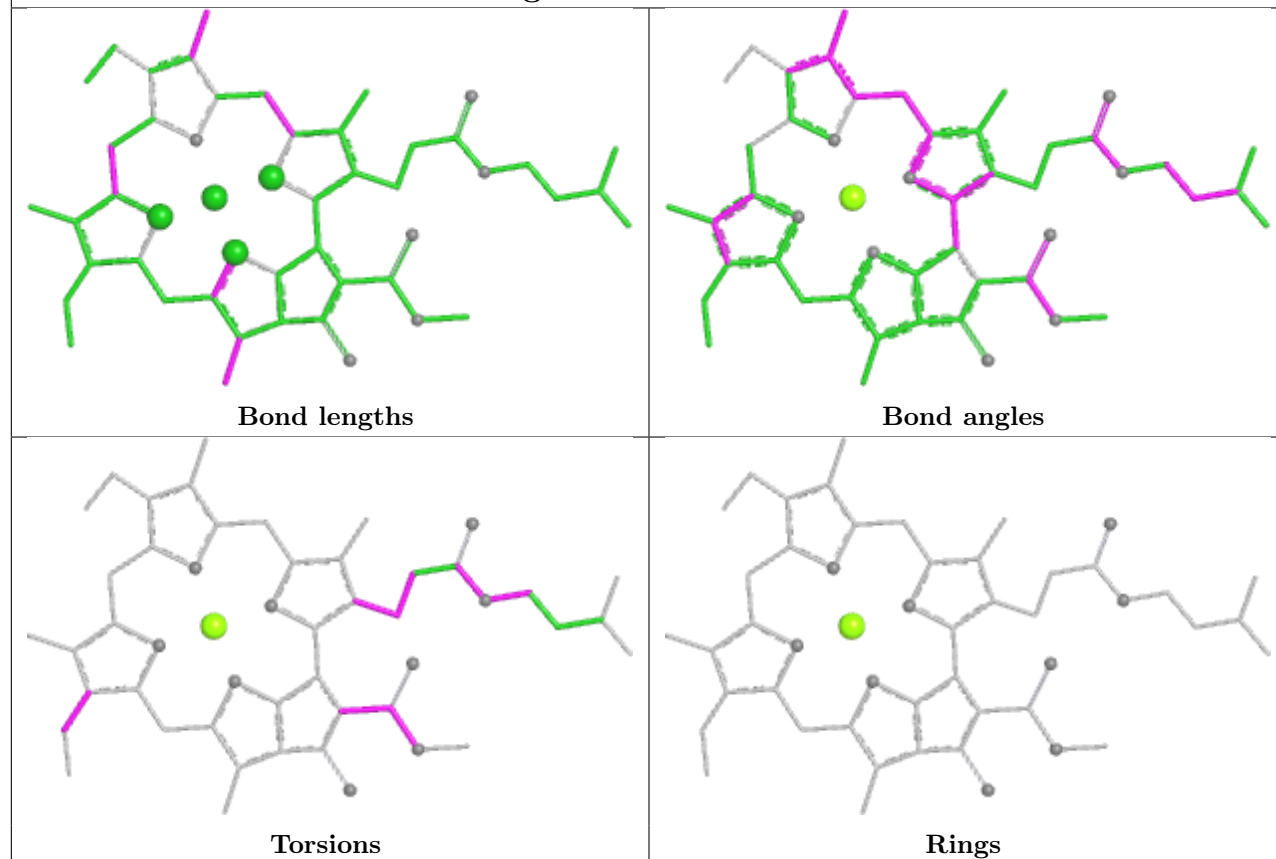
Ligand CHL 4 607



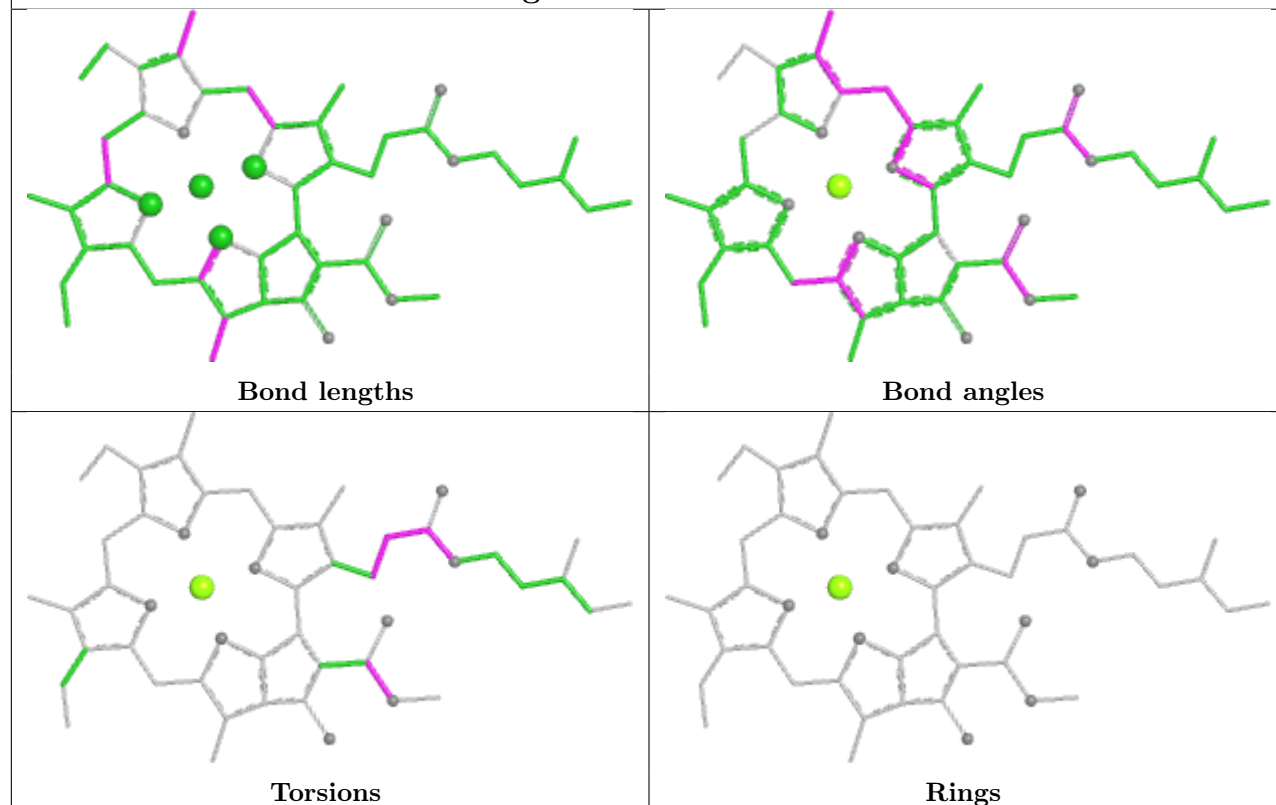
Ligand CLA A 1128

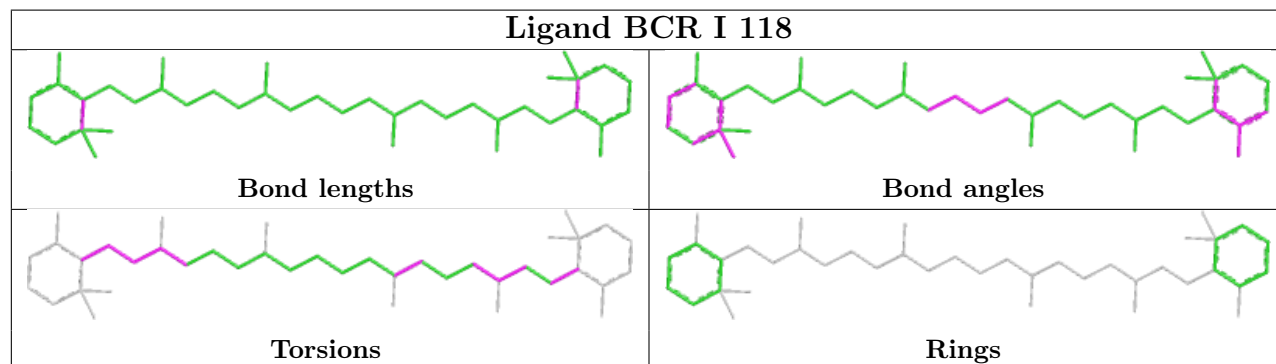
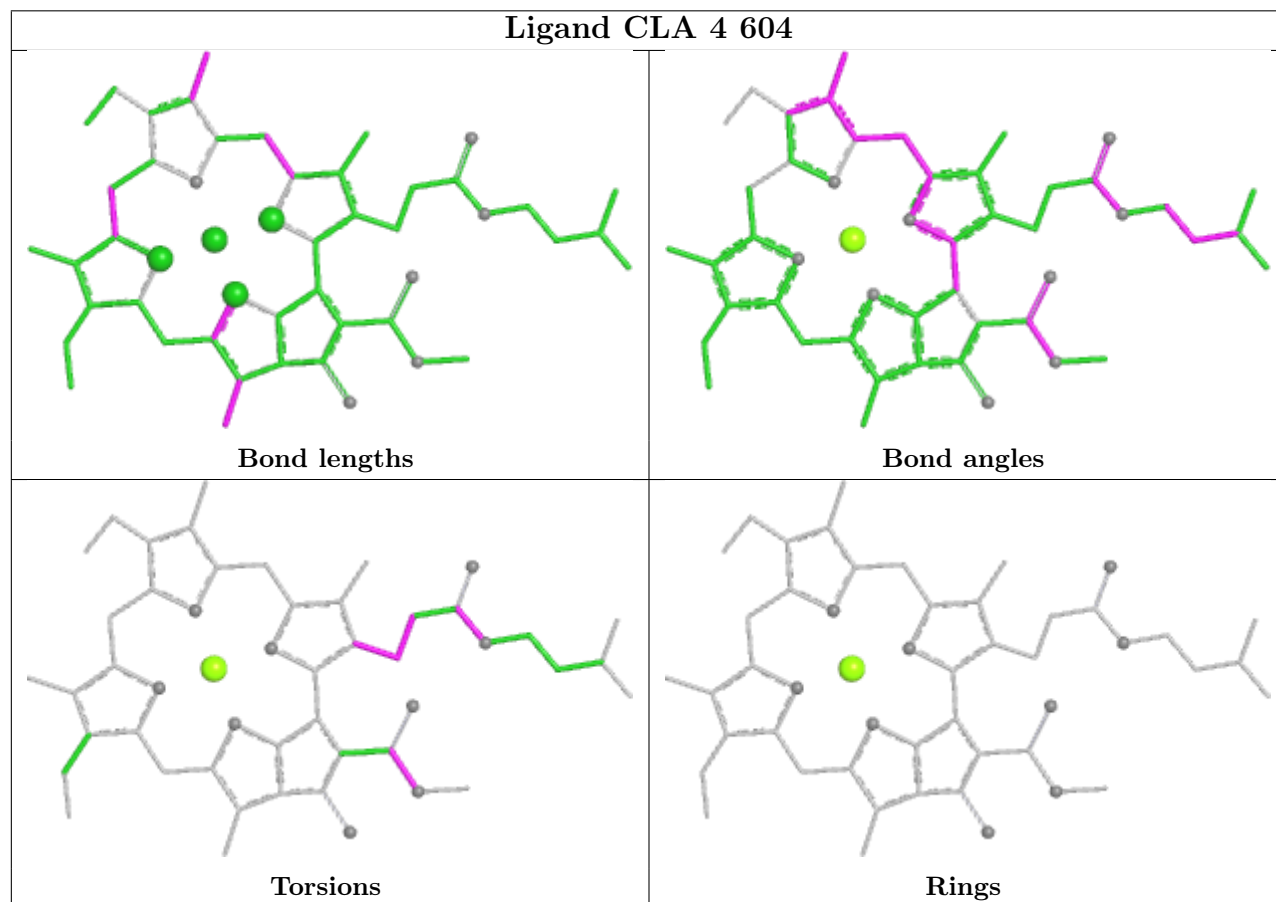
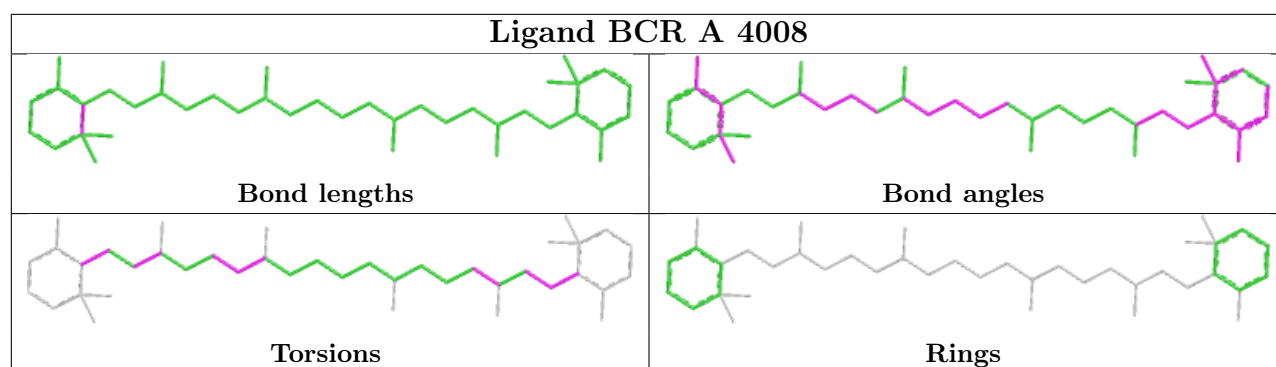


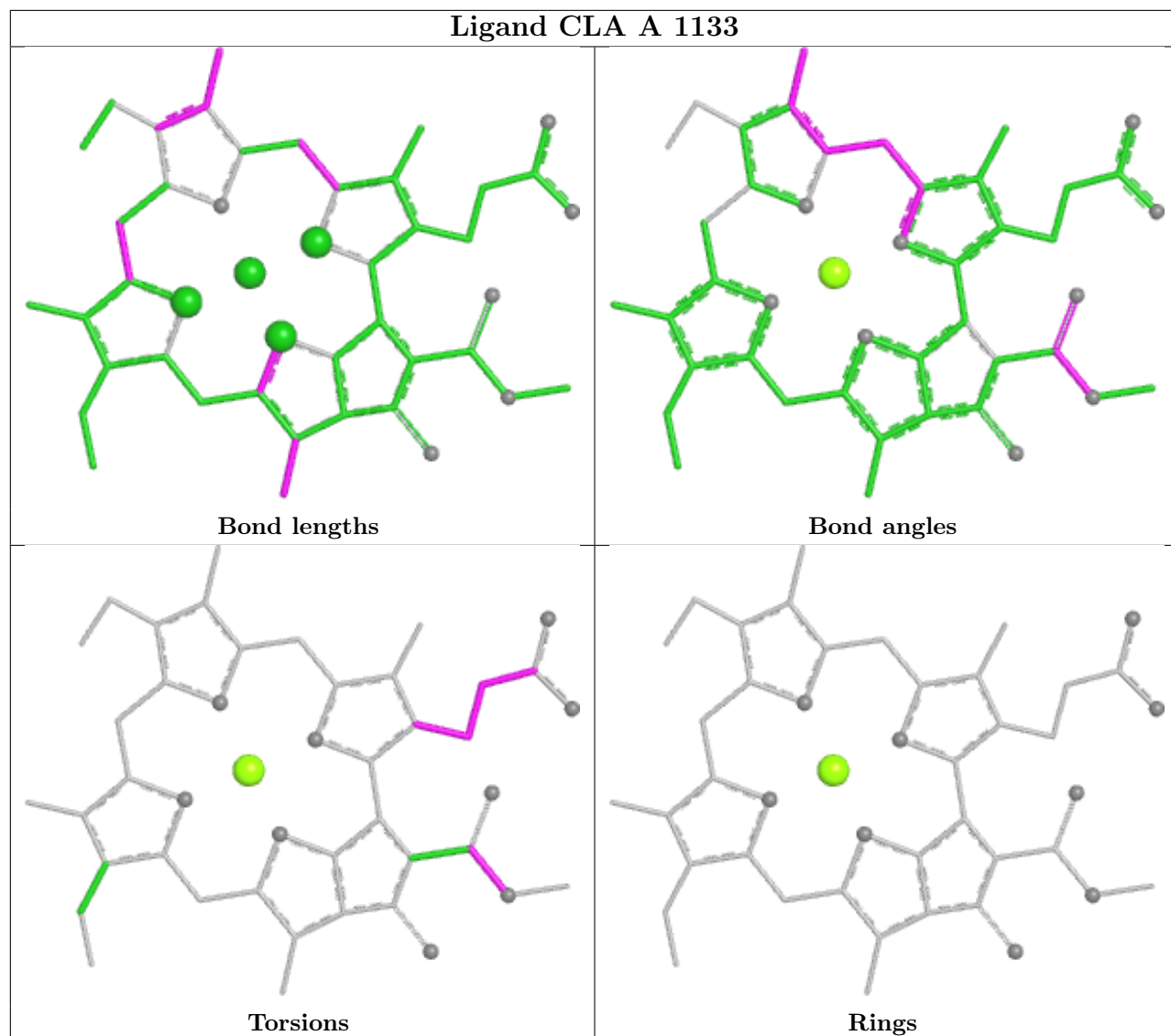
Ligand CLA B 1201



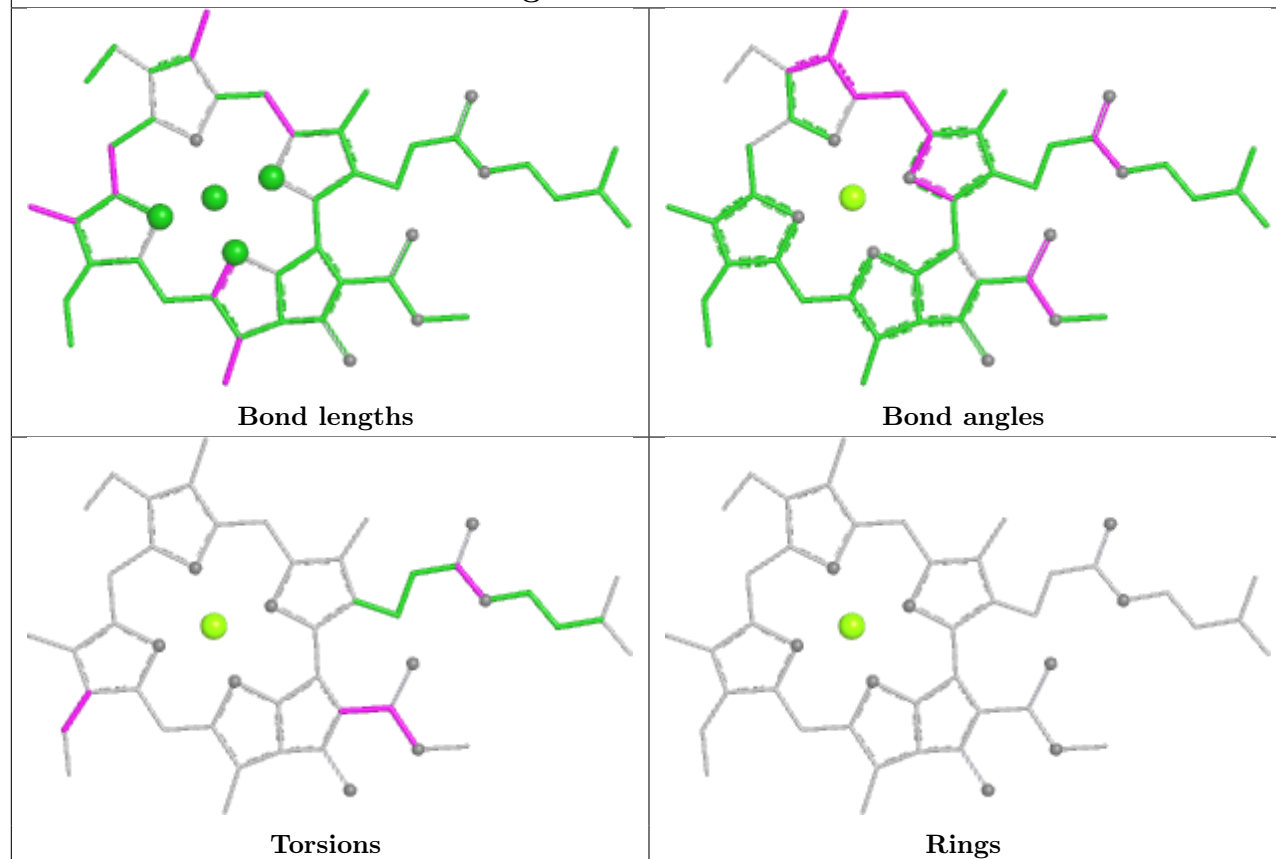
Ligand CLA A 1121



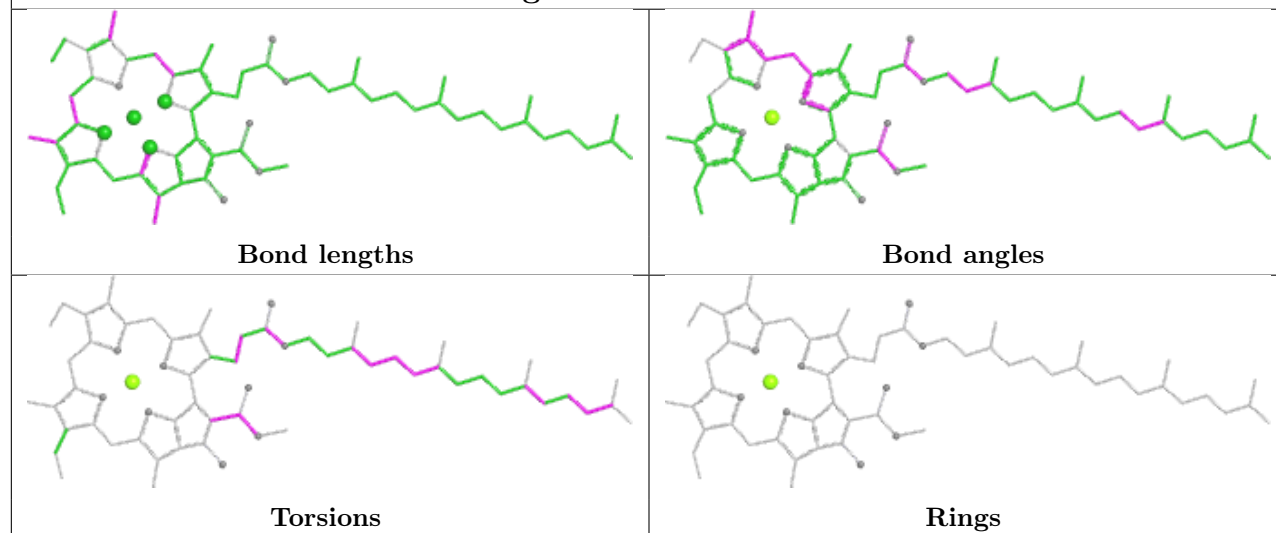


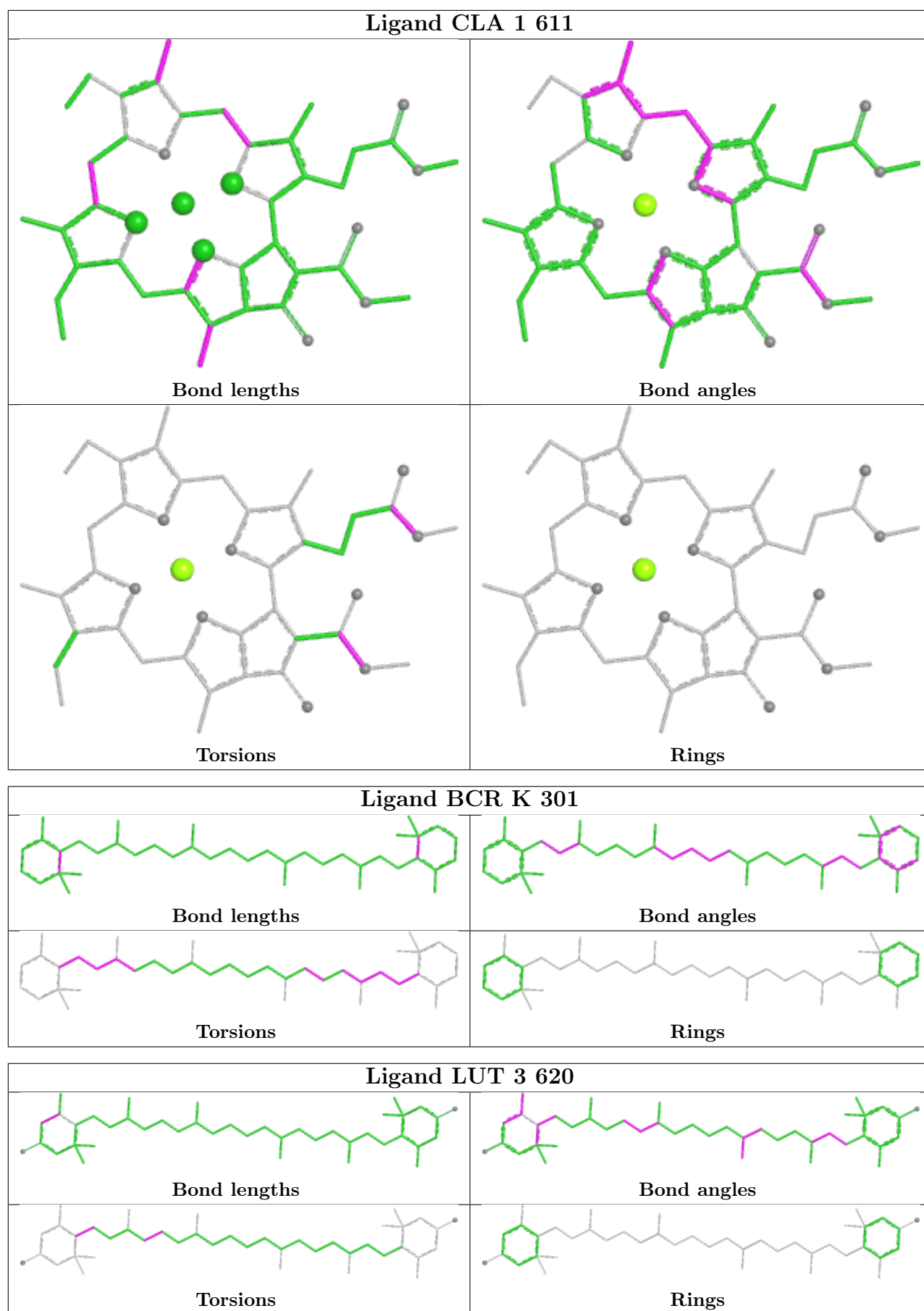


Ligand CLA A 1801

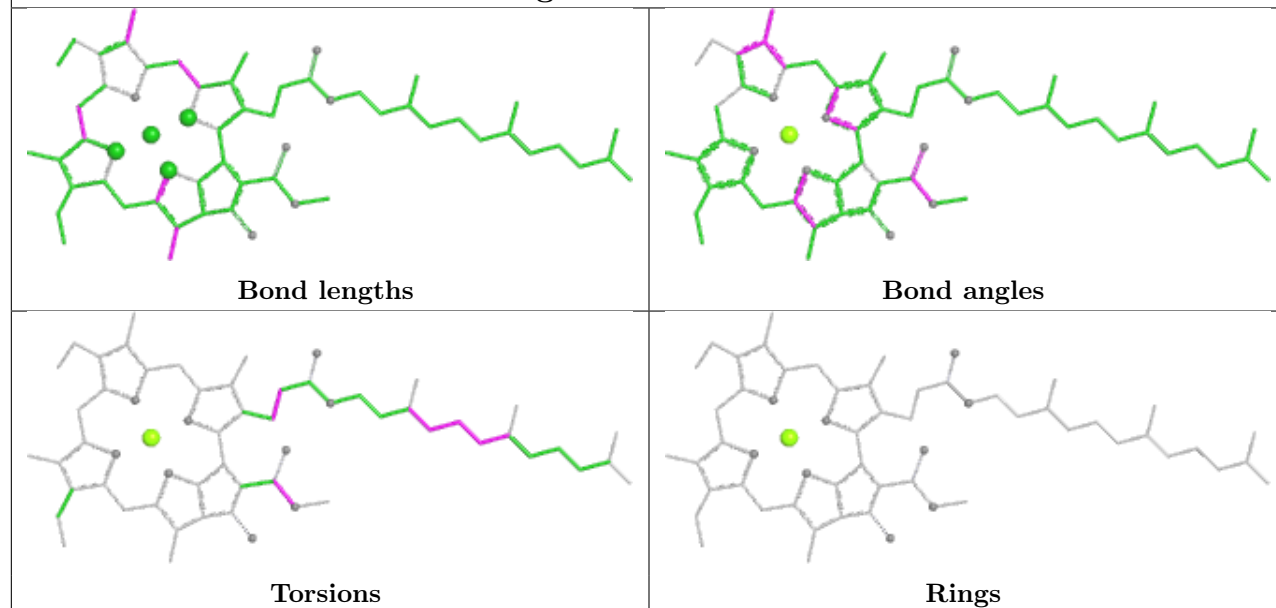


Ligand CLA A 1104

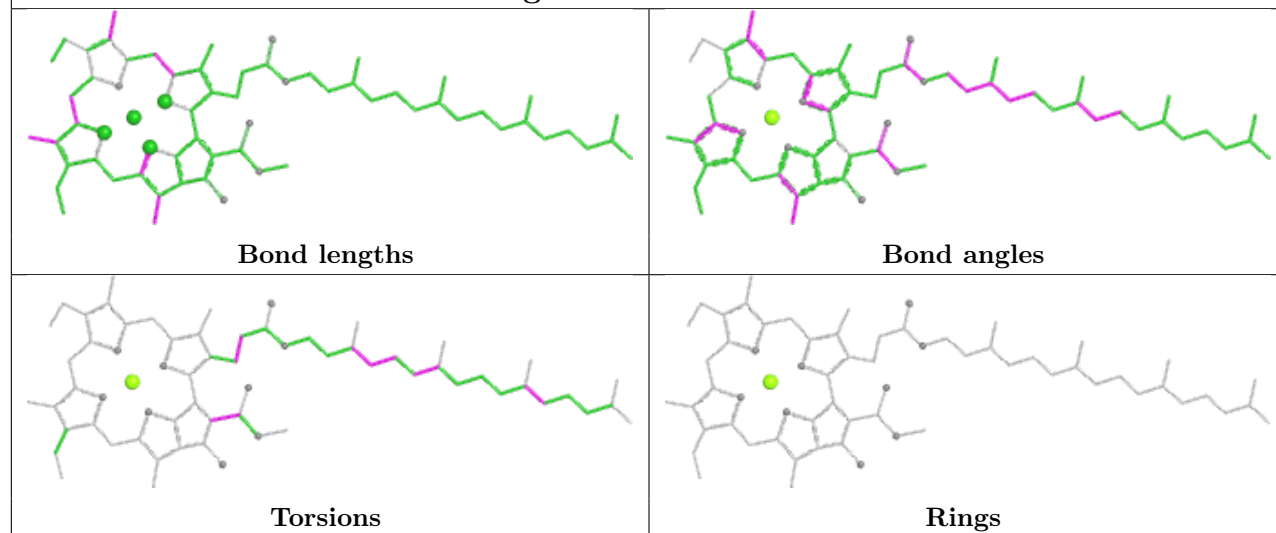


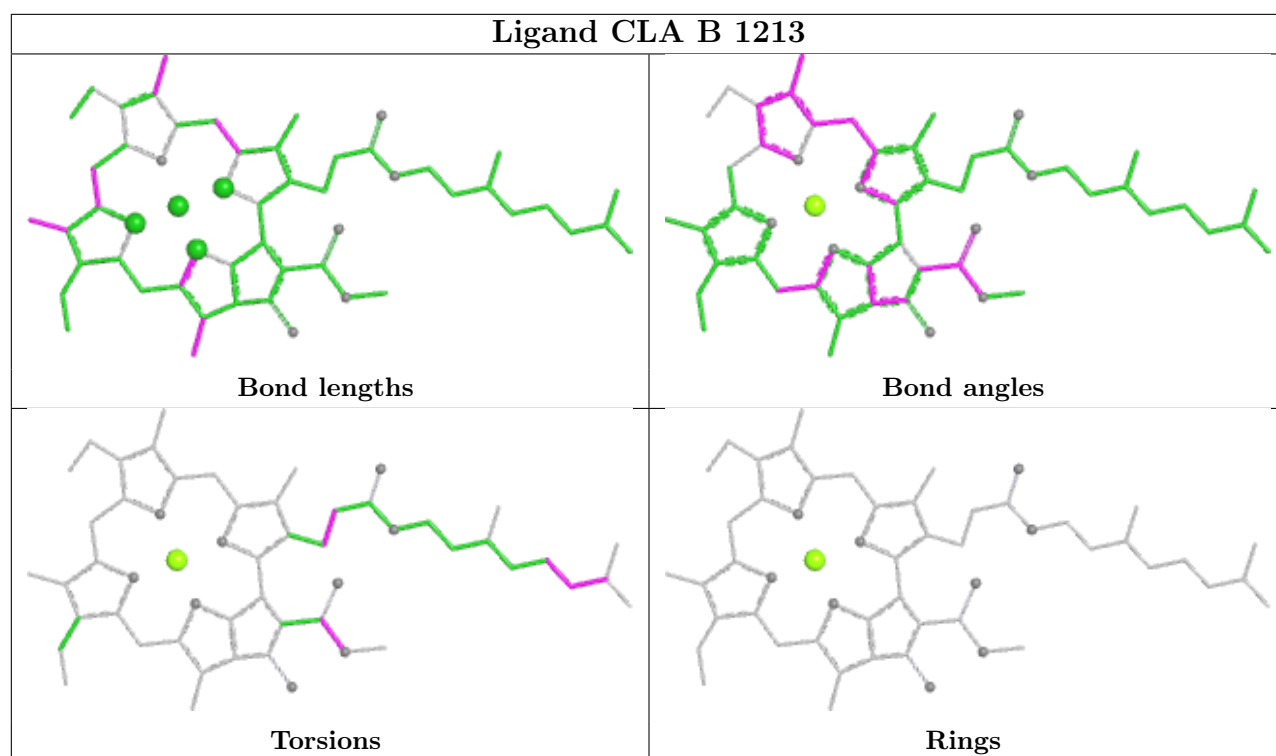


Ligand CLA 2 610

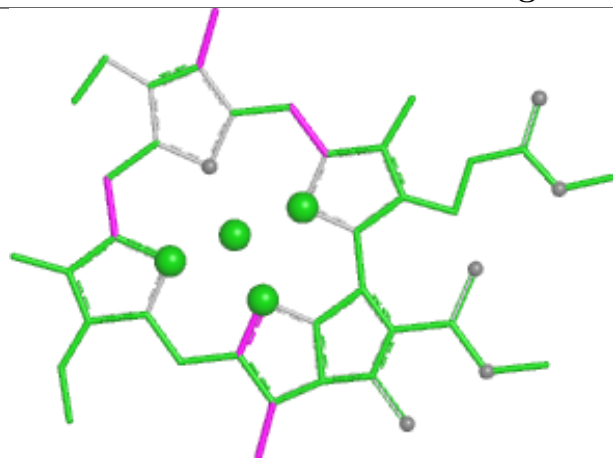


Ligand CLA B 1205

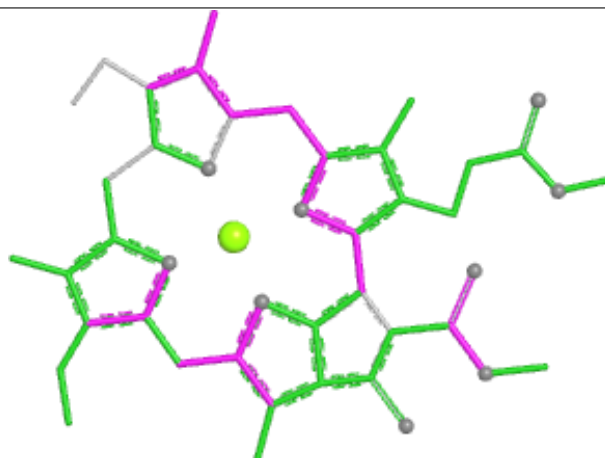




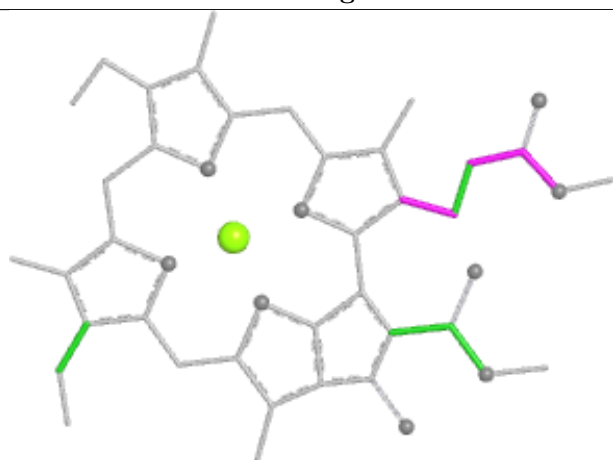
Ligand CLA 1 614



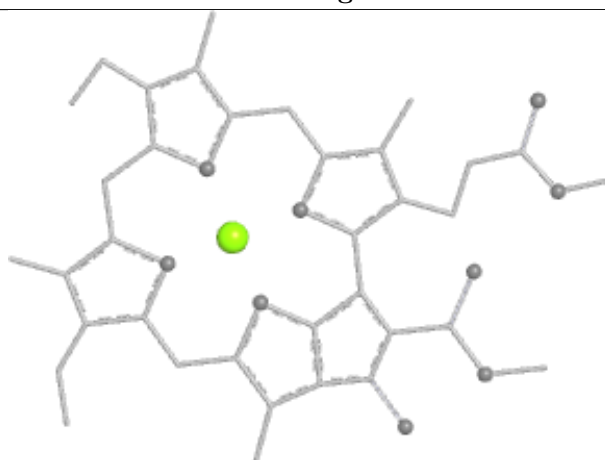
Bond lengths



Bond angles

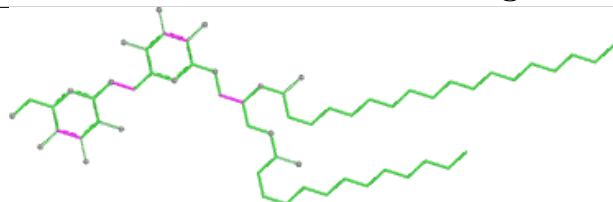


Torsions

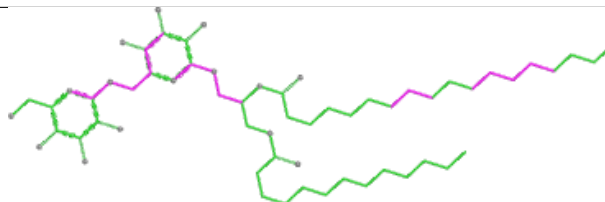


Rings

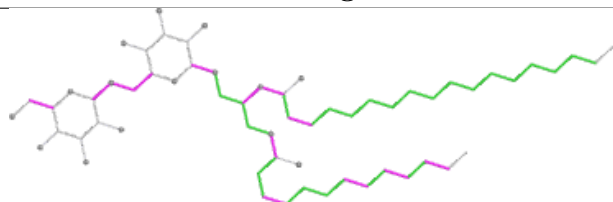
Ligand DGD B 5002



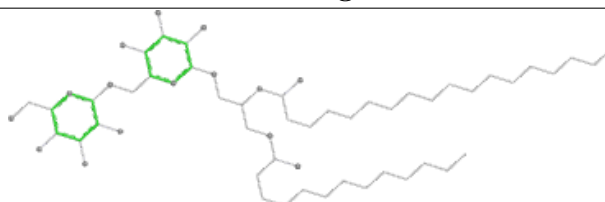
Bond lengths



Bond angles

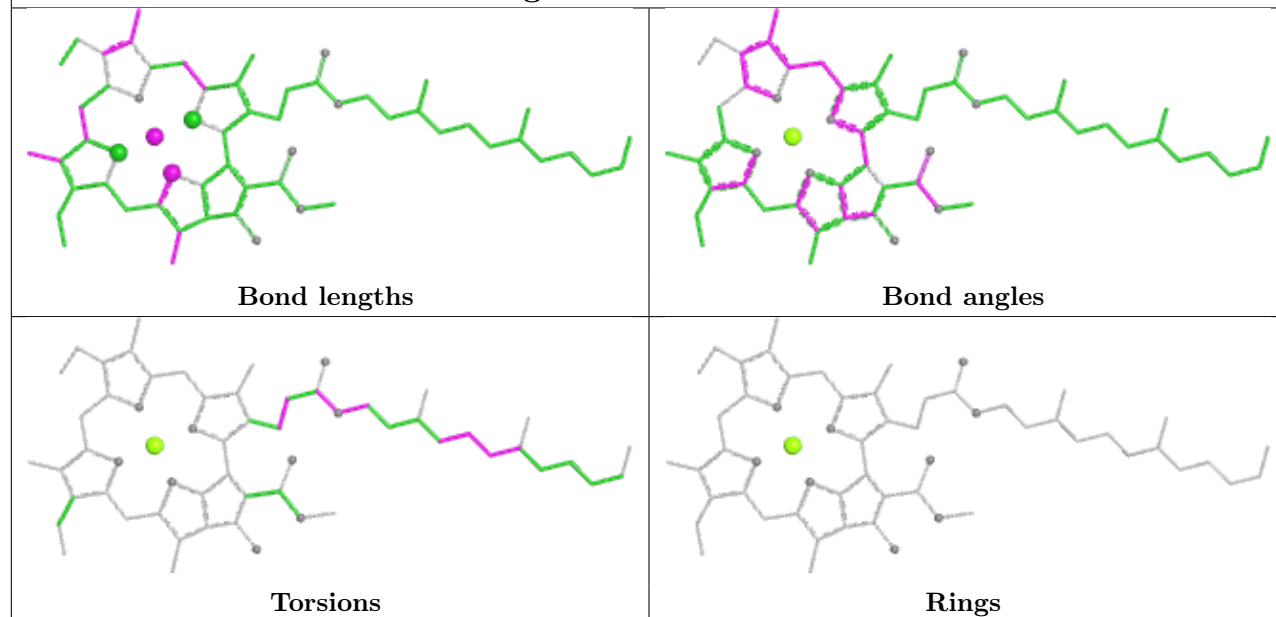


Torsions

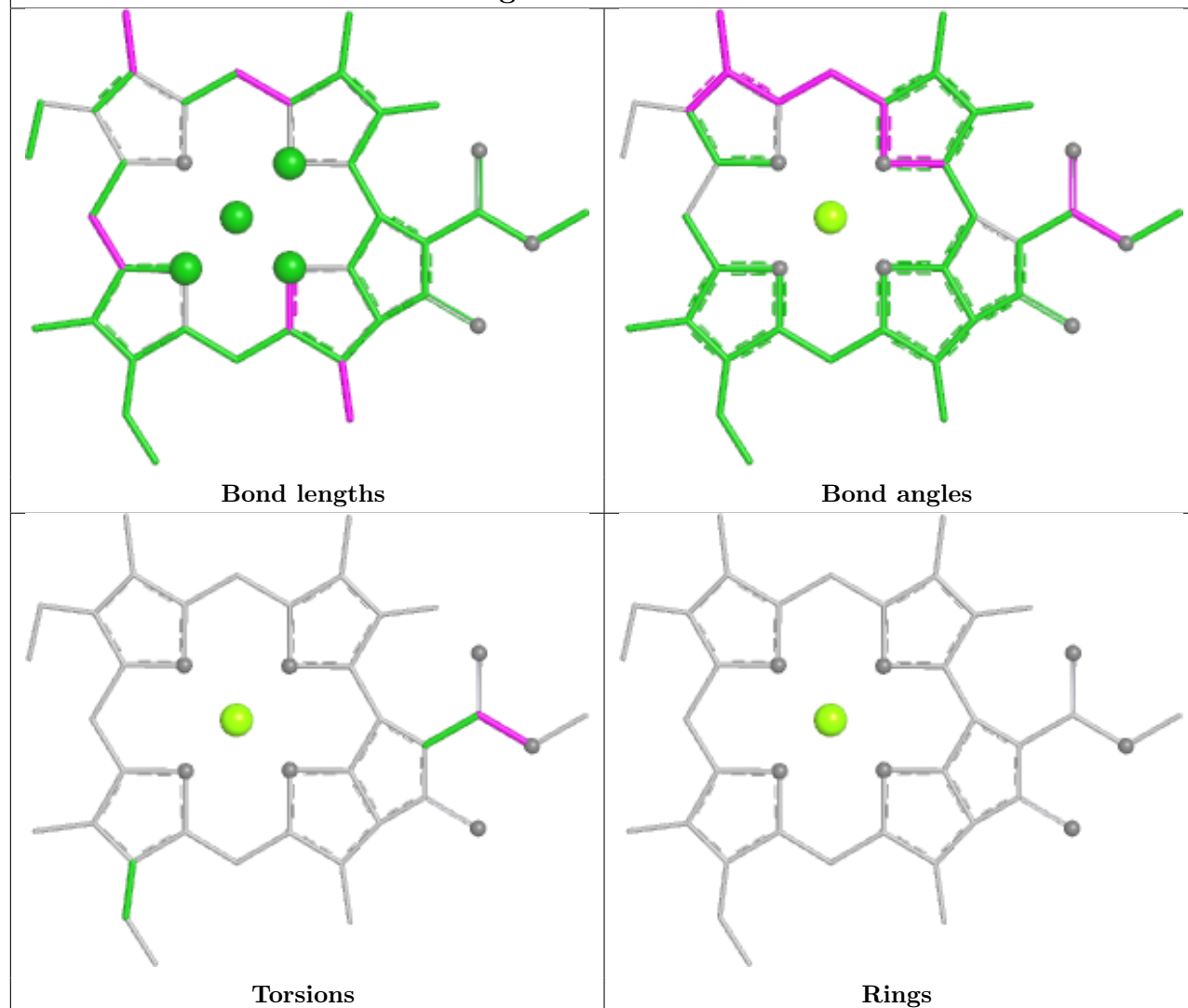


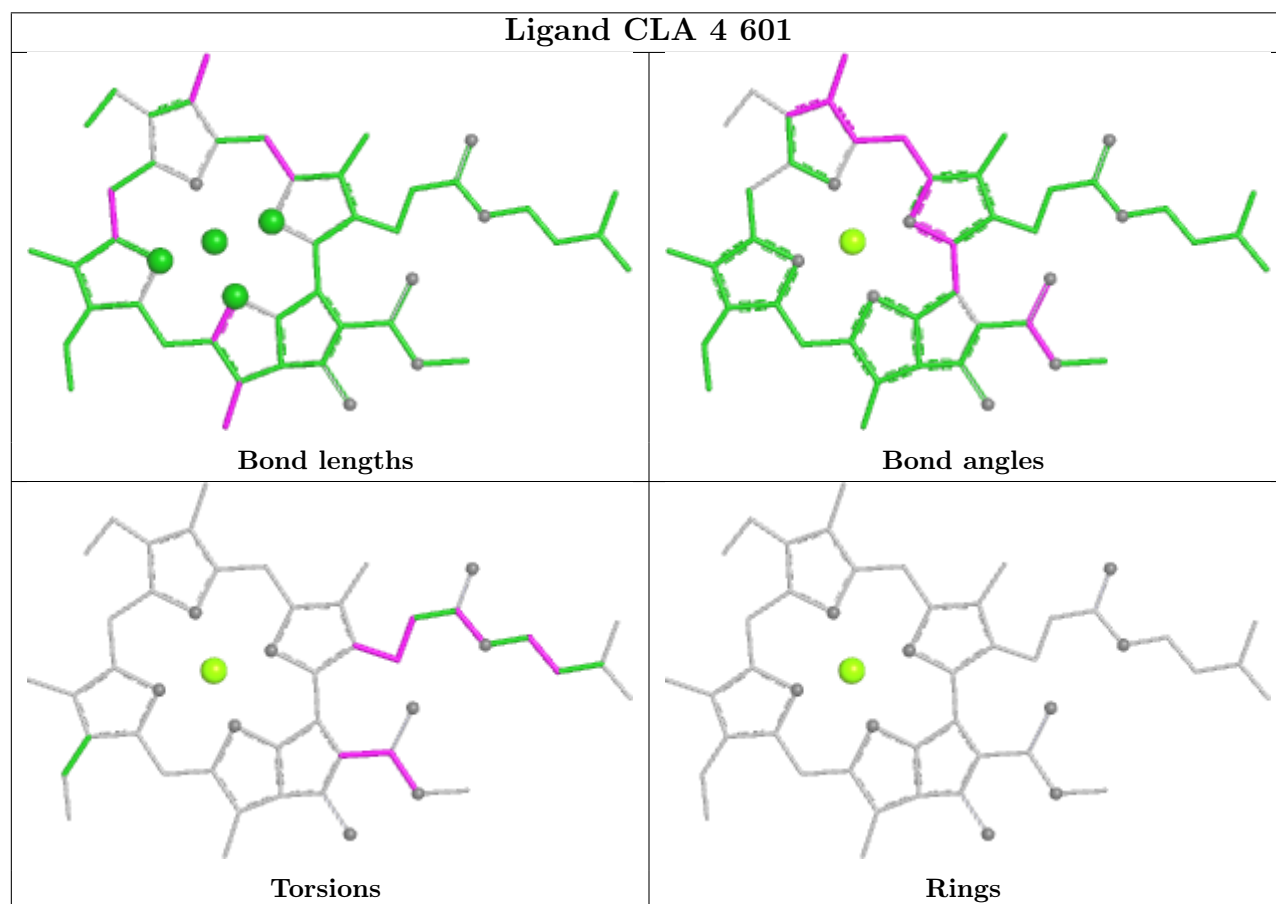
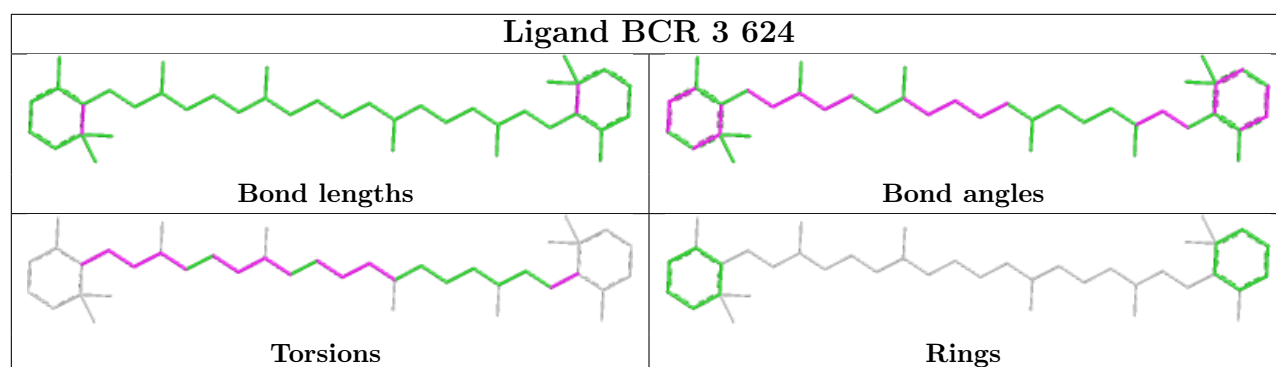
Rings

Ligand CLA B 1214

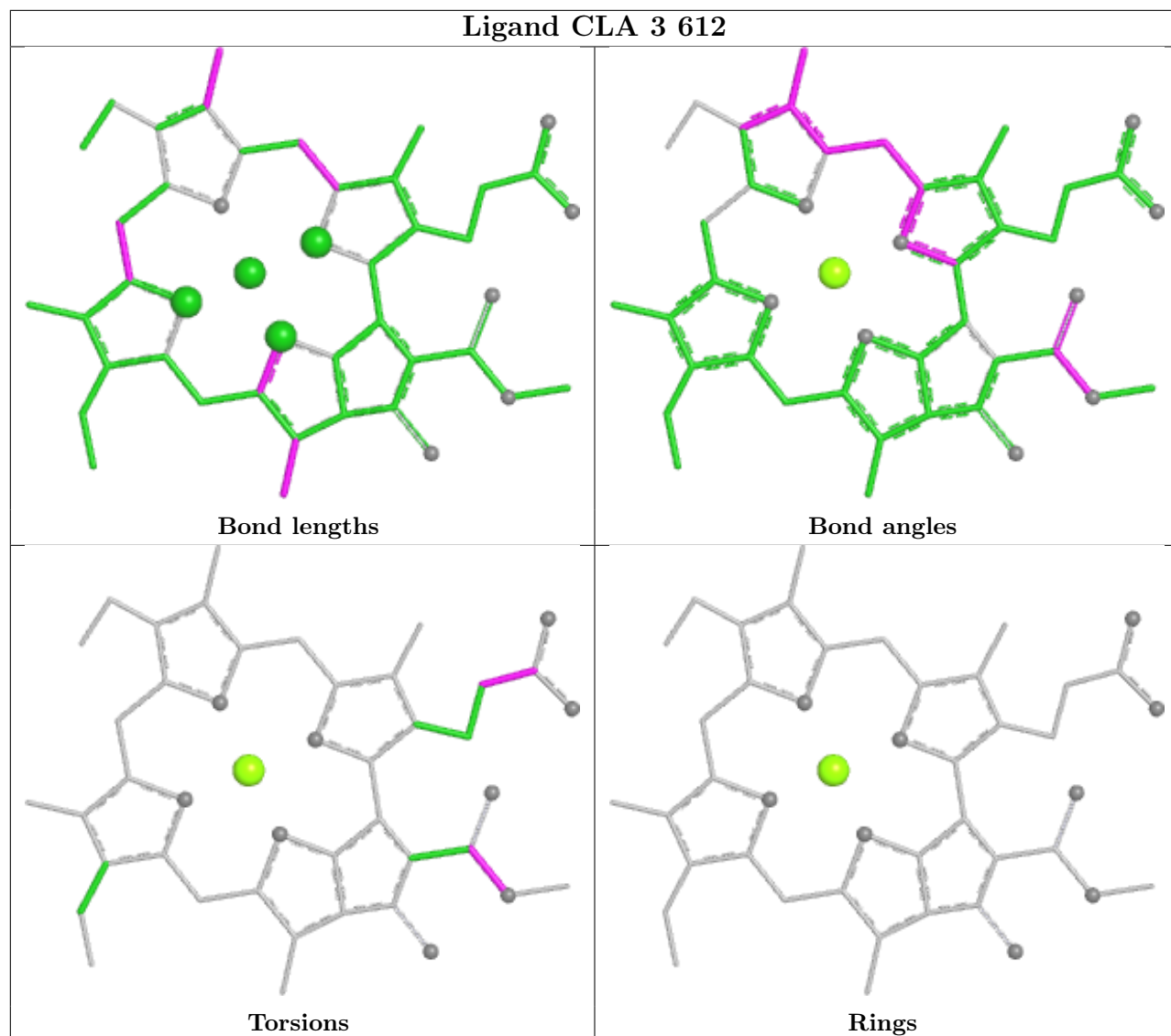


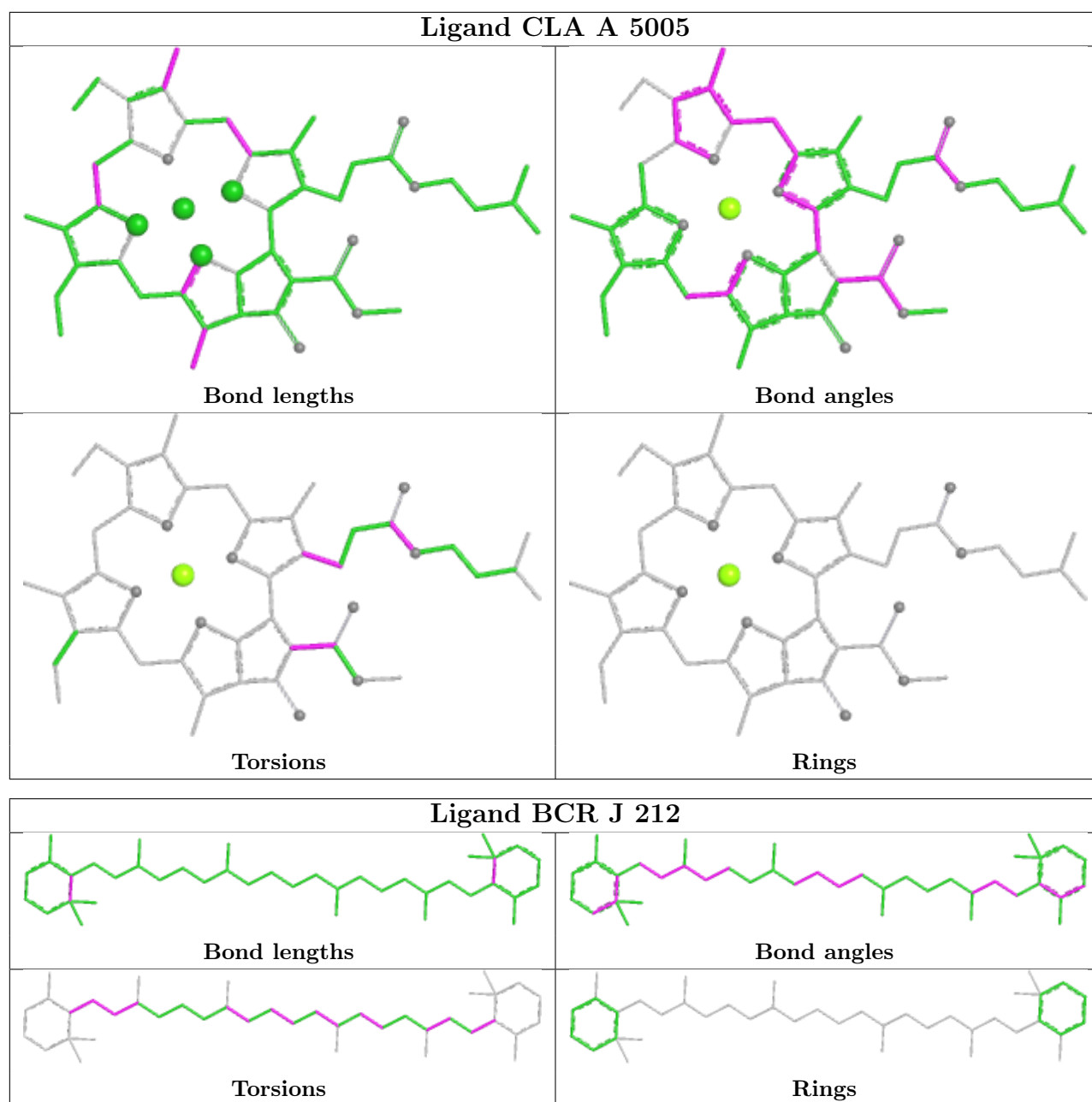
Ligand CLA 3 611



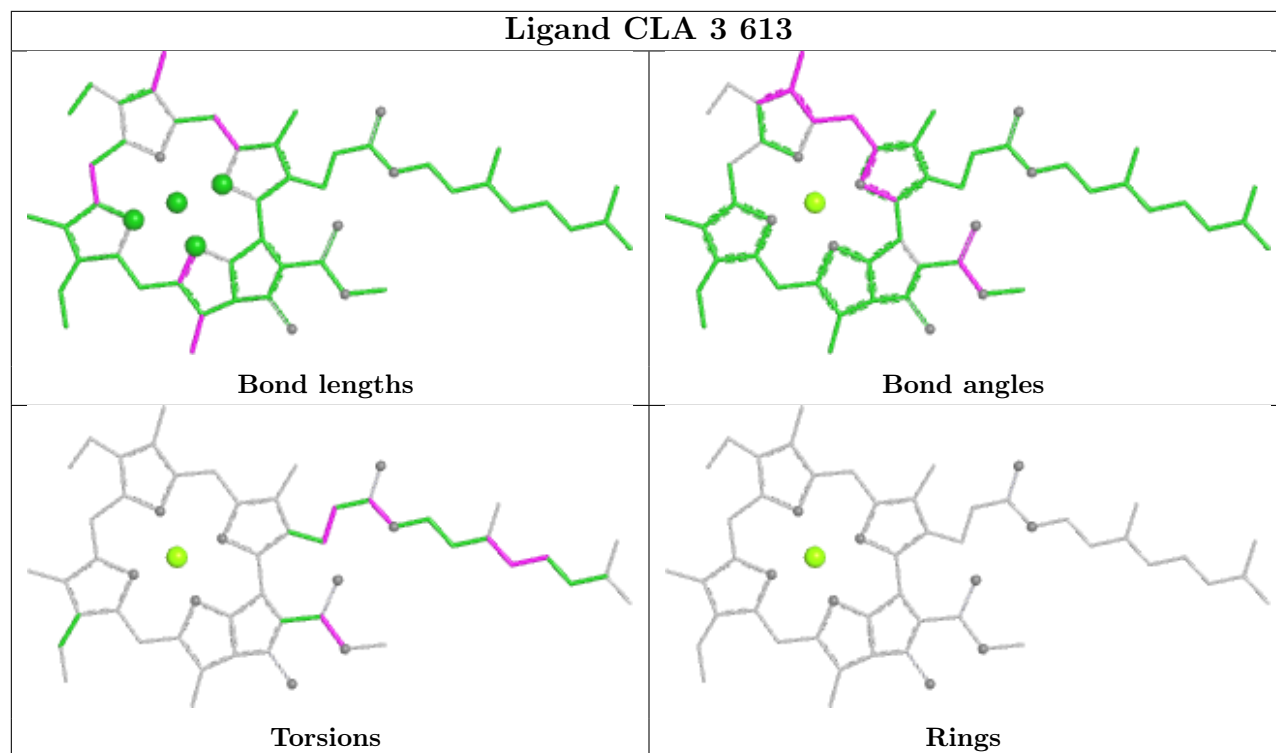


Ligand CLA 3 612

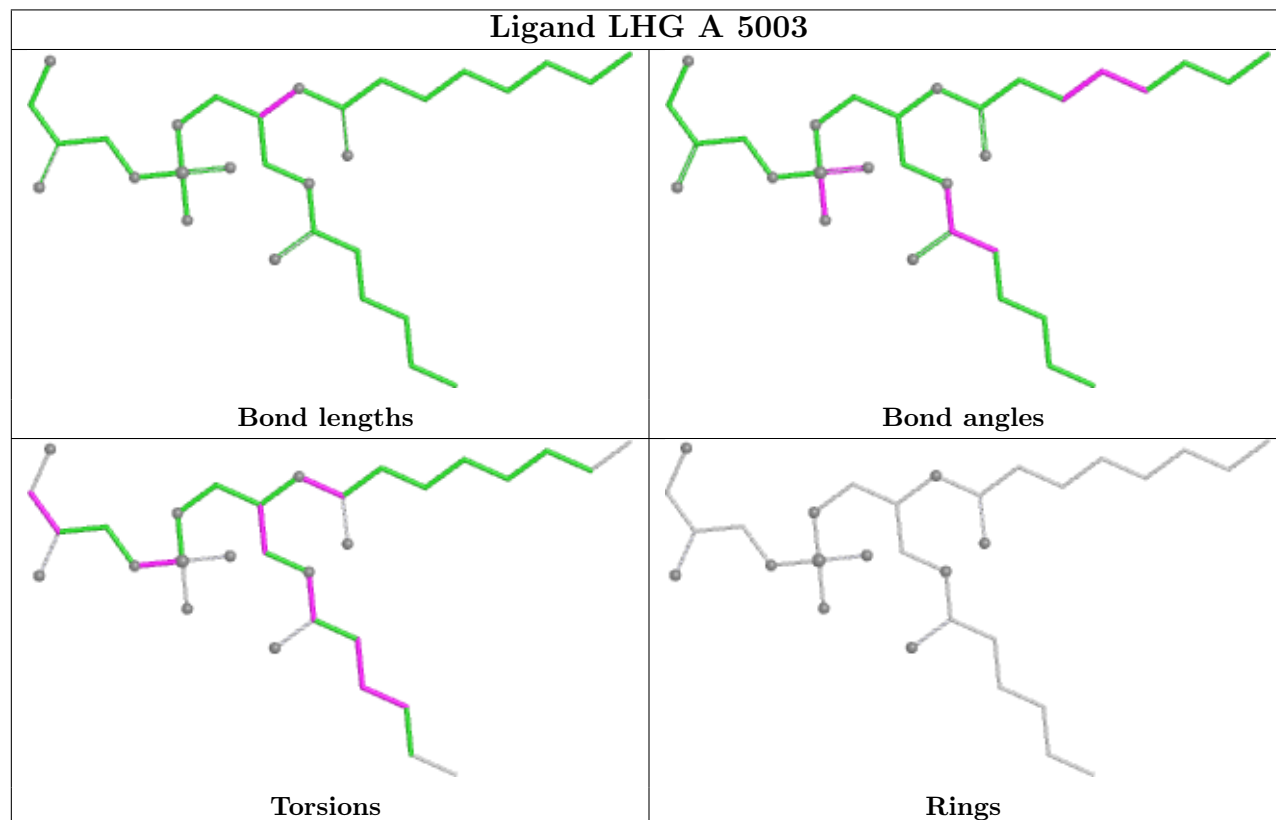


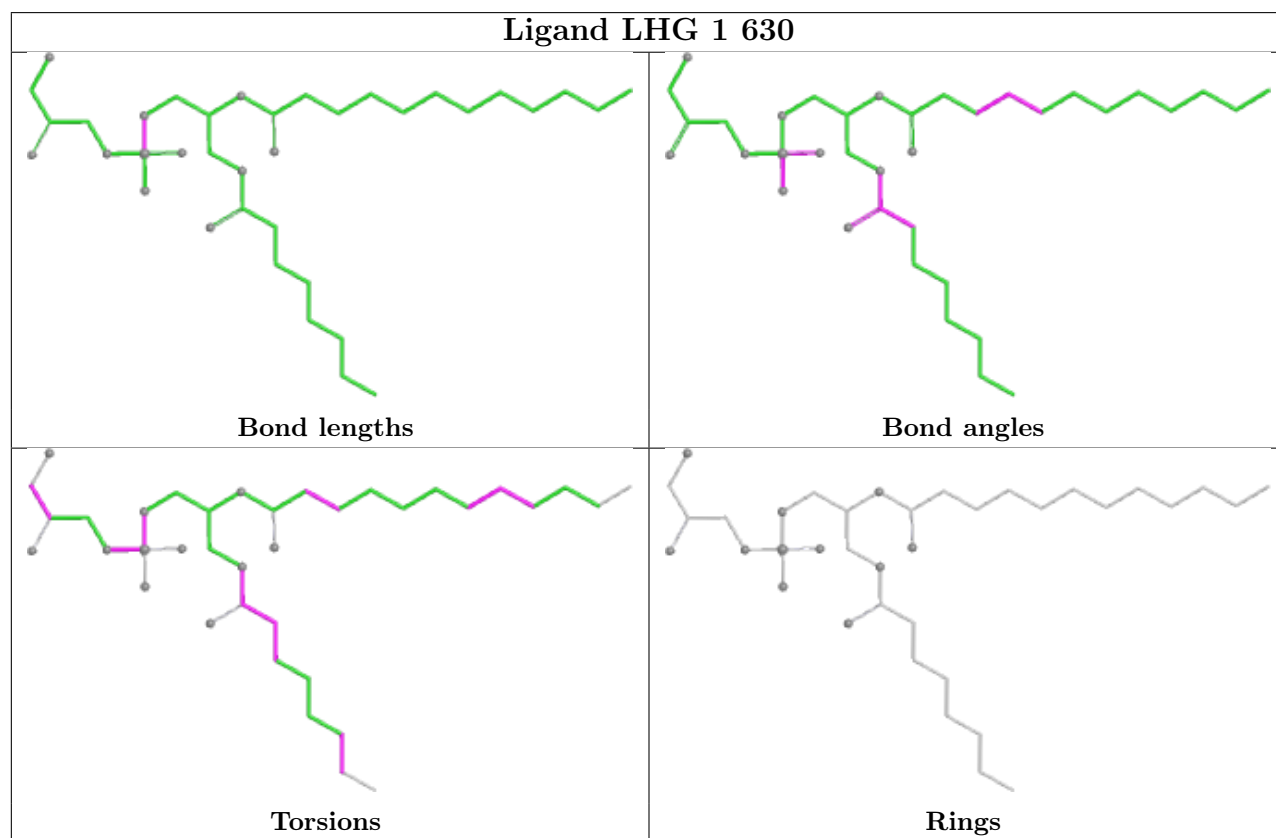
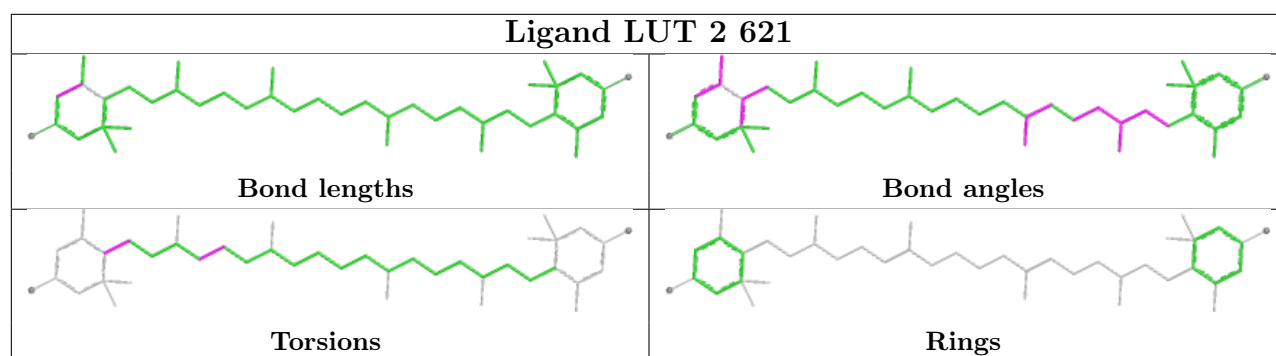


Ligand CLA 3 613

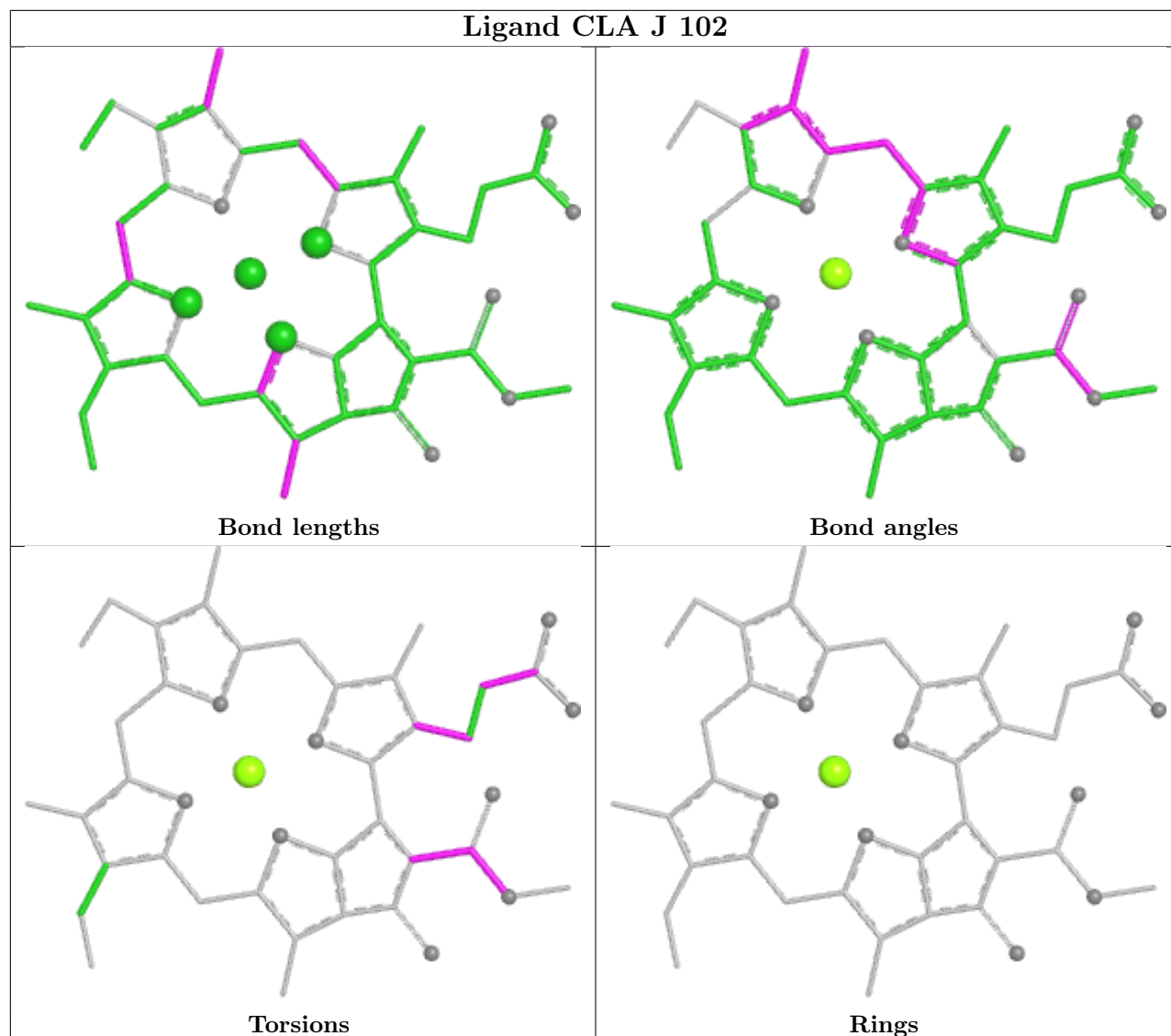


Ligand LHG A 5003

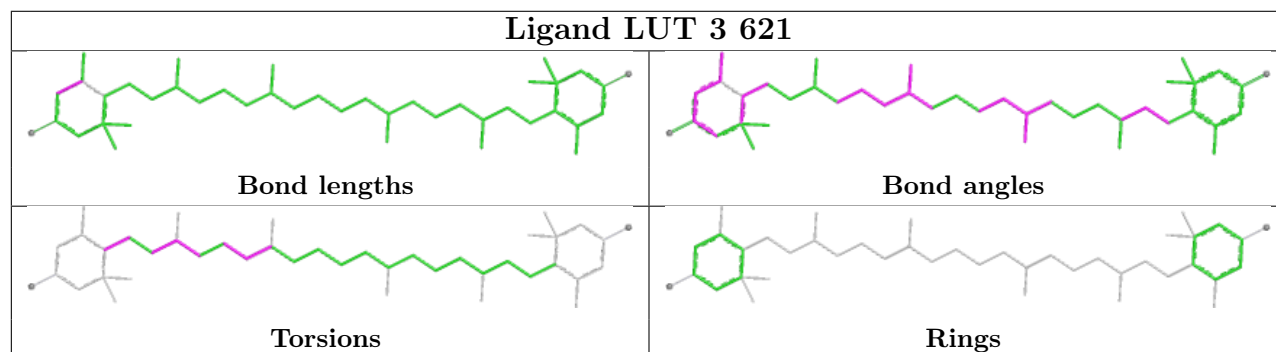


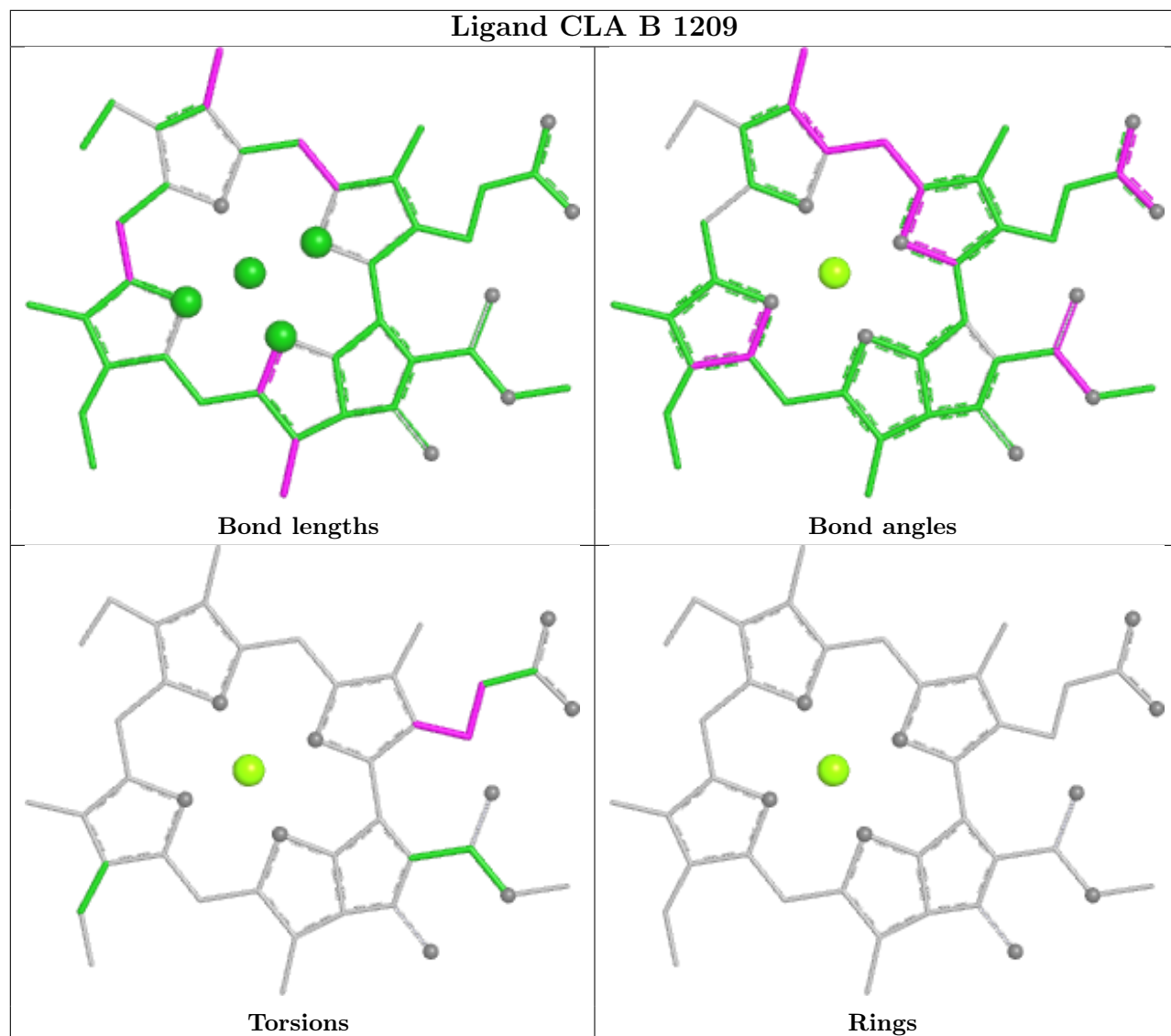


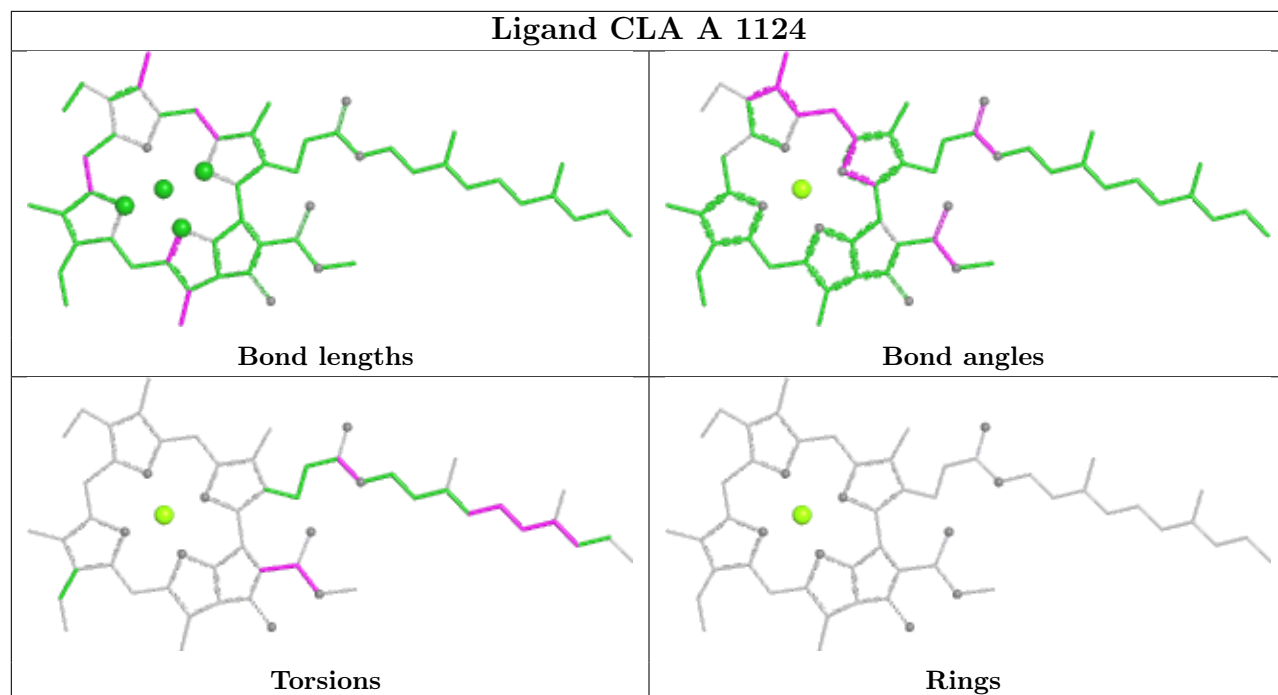
Ligand CLA J 102

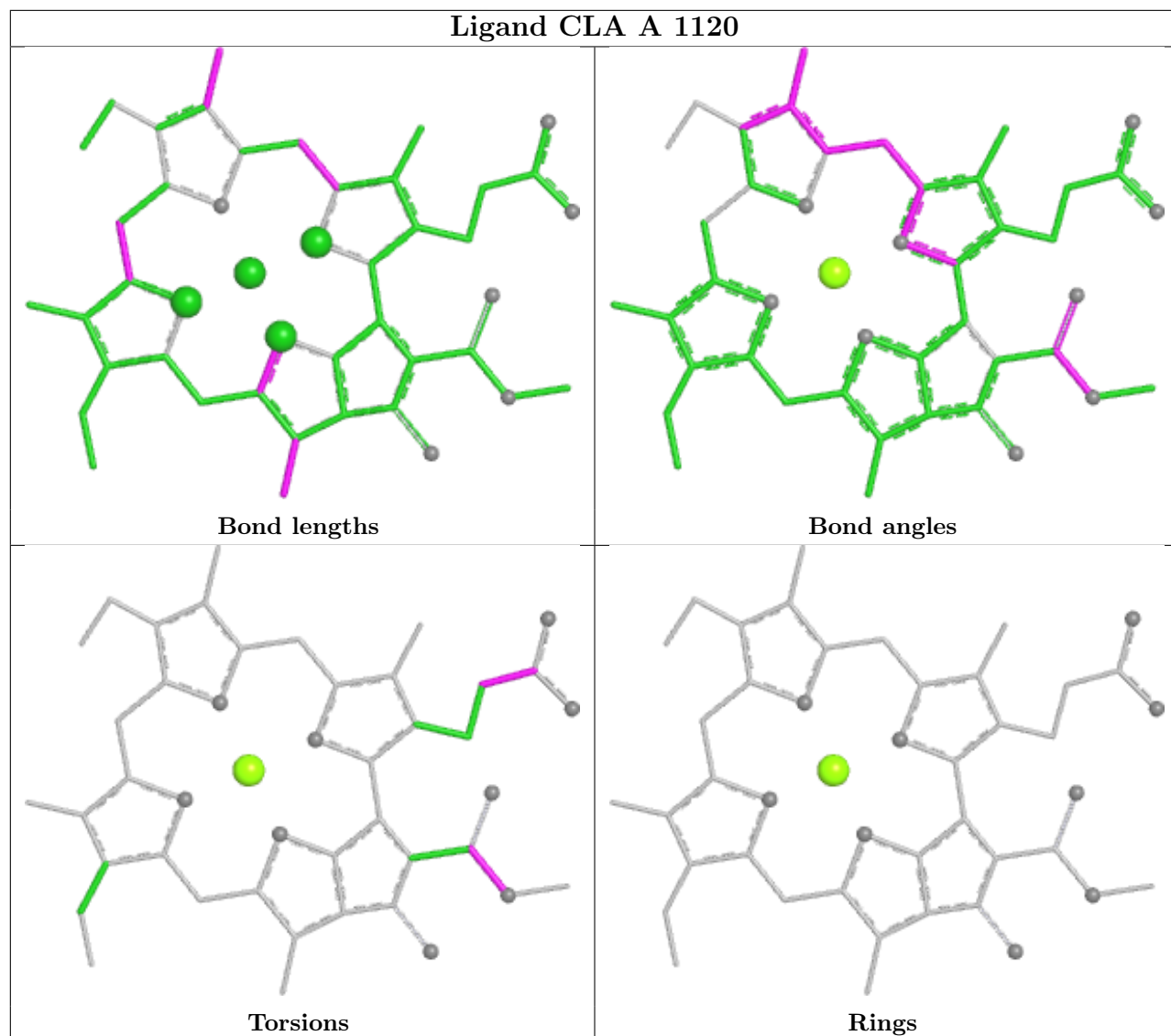


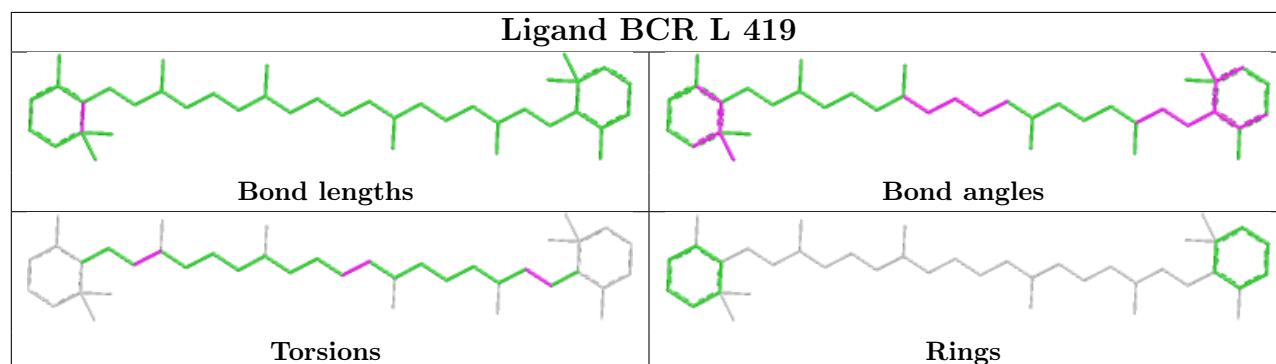
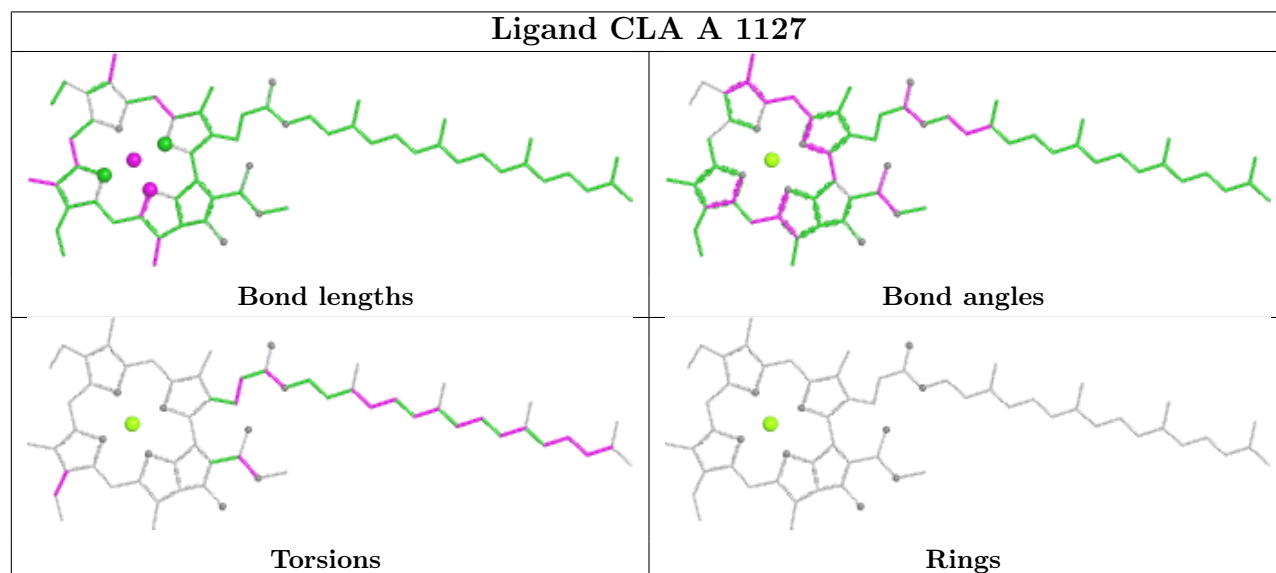
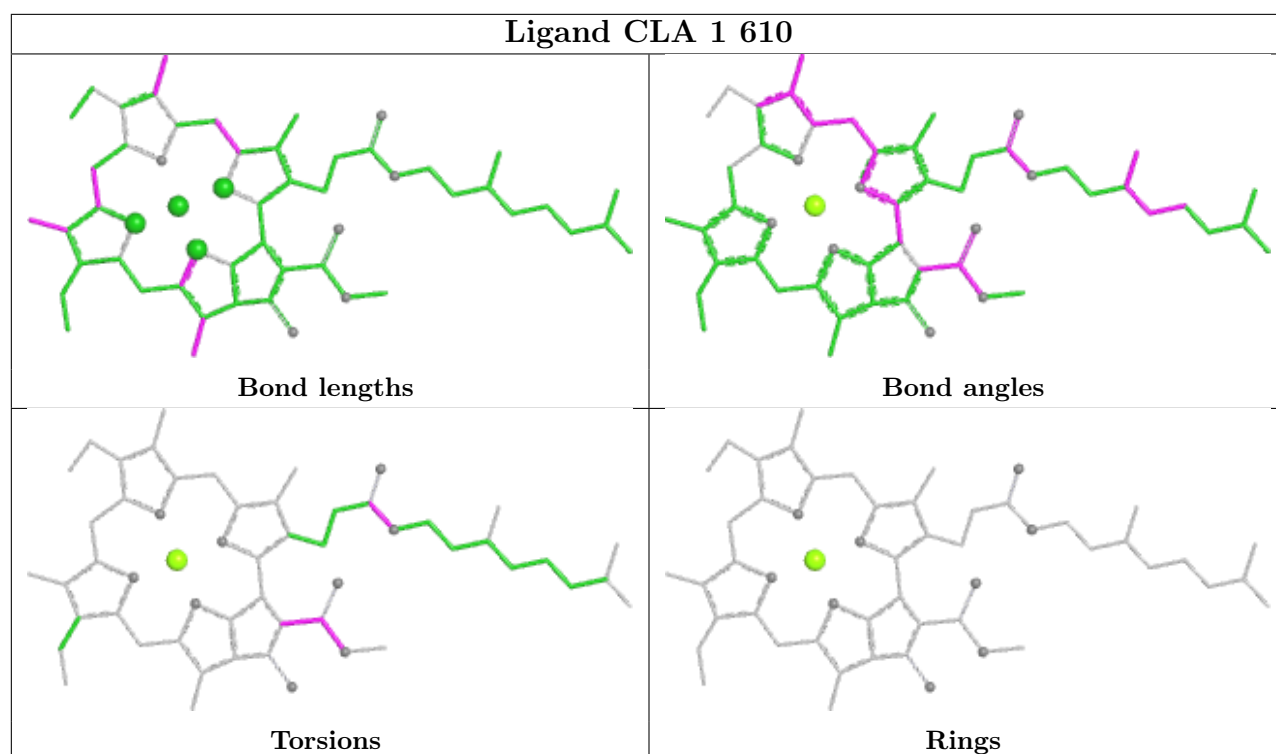
Ligand LUT 3 621

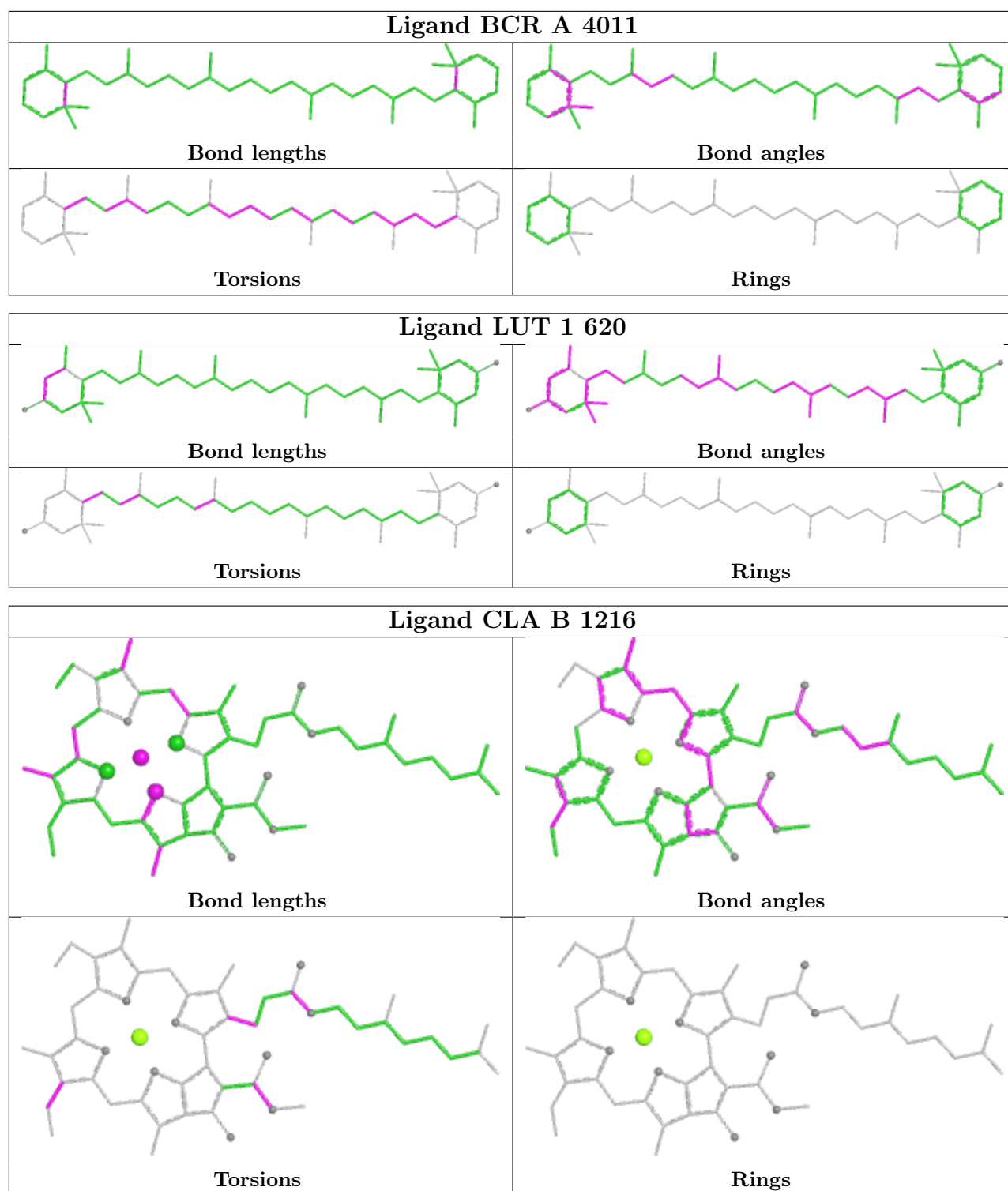


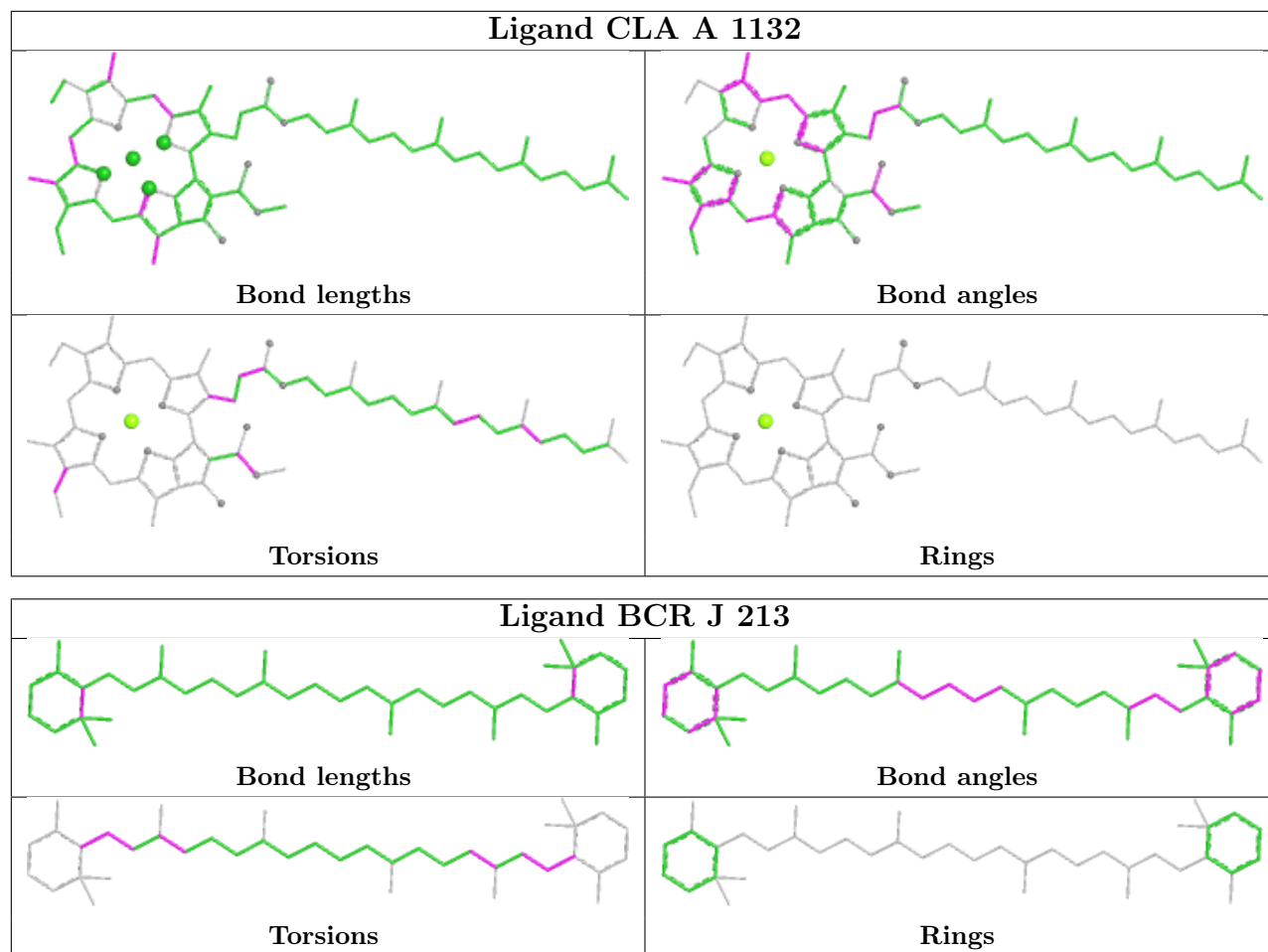




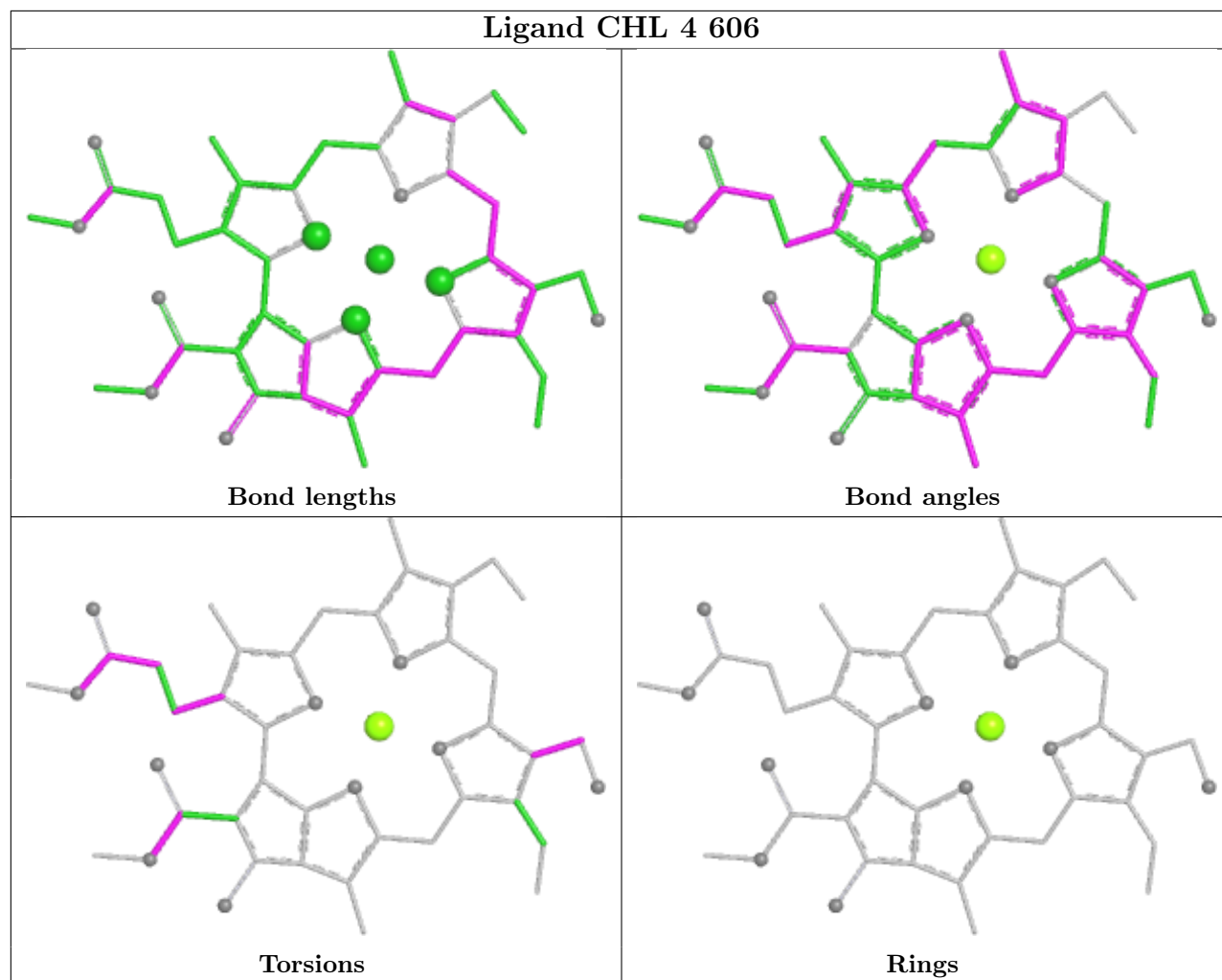


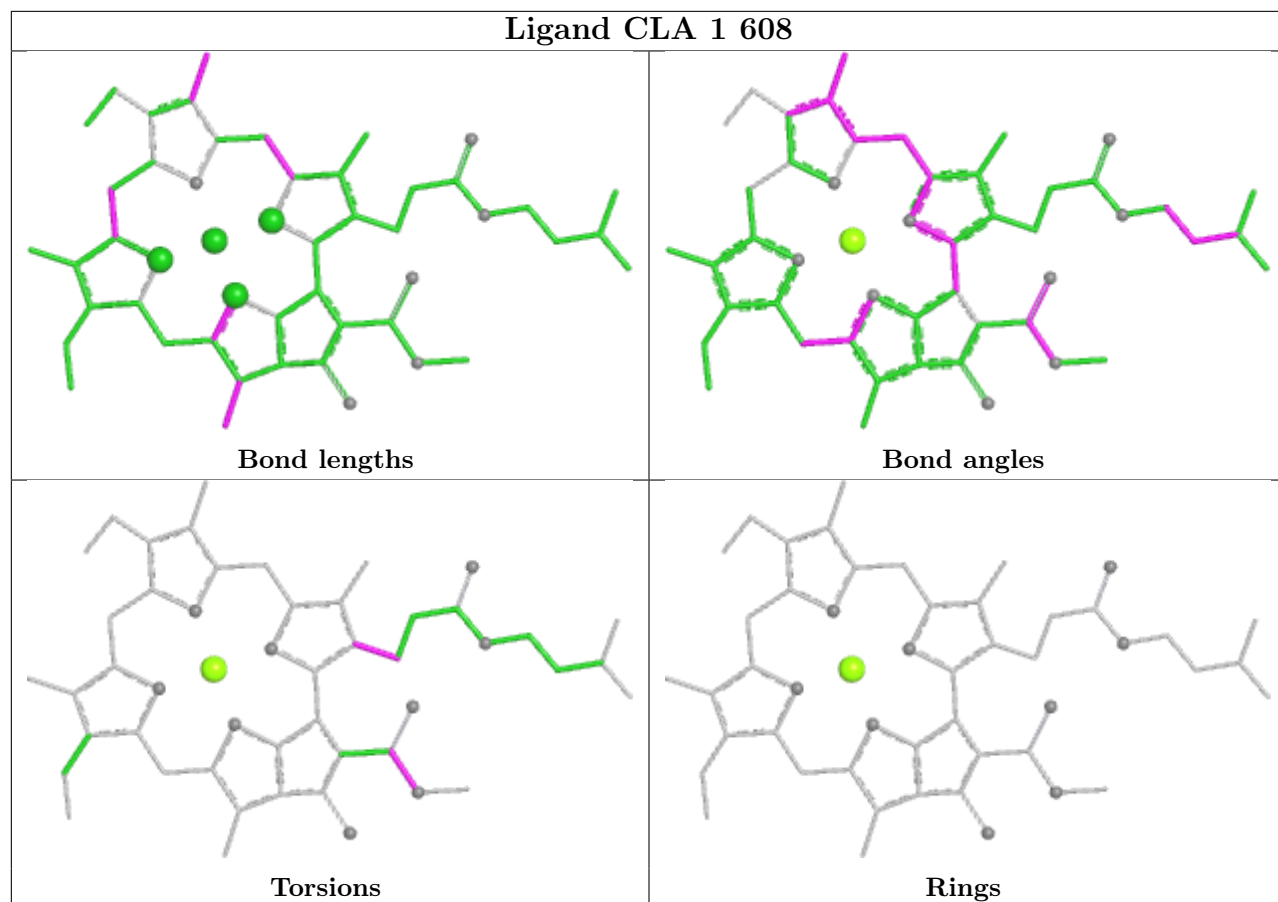


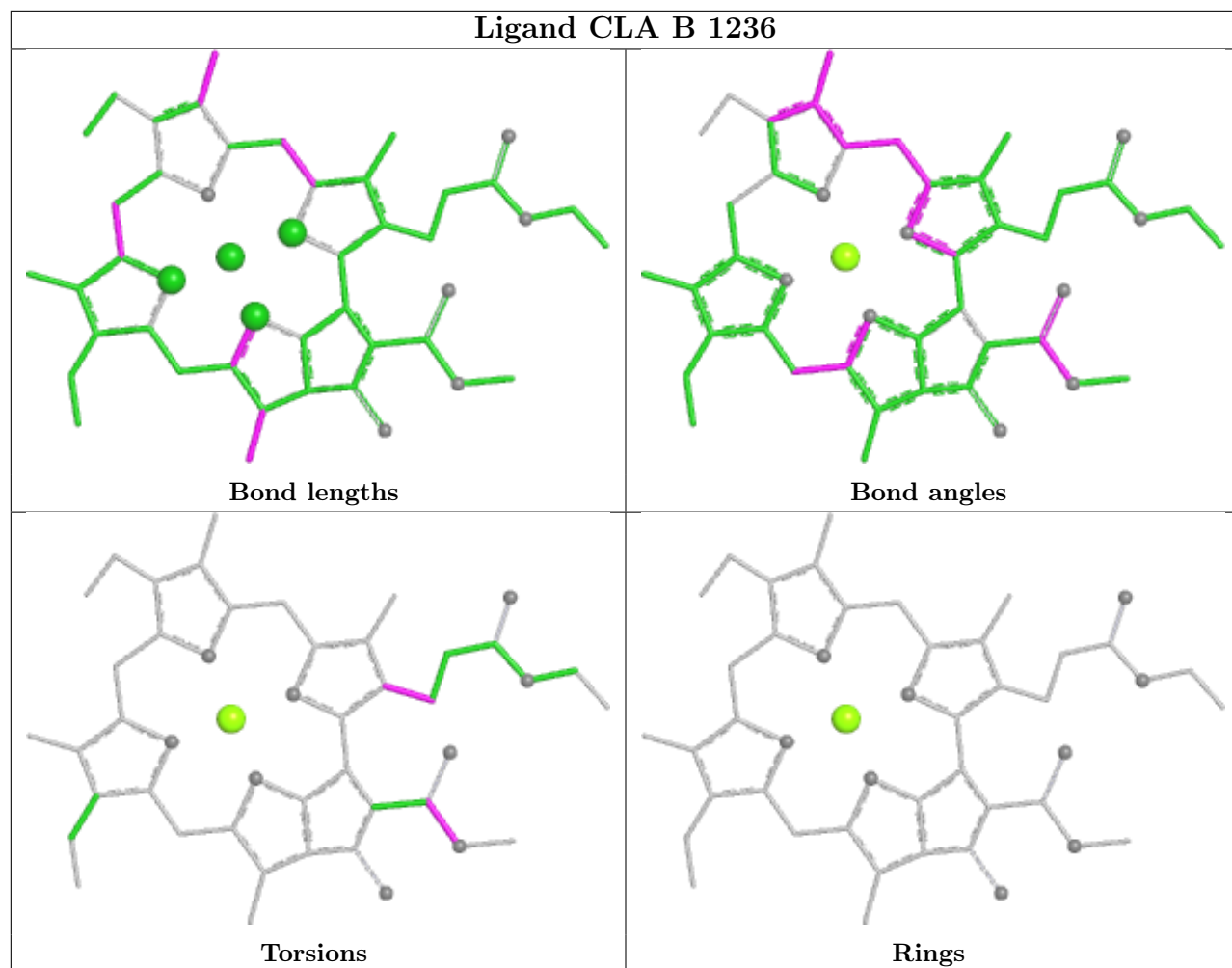


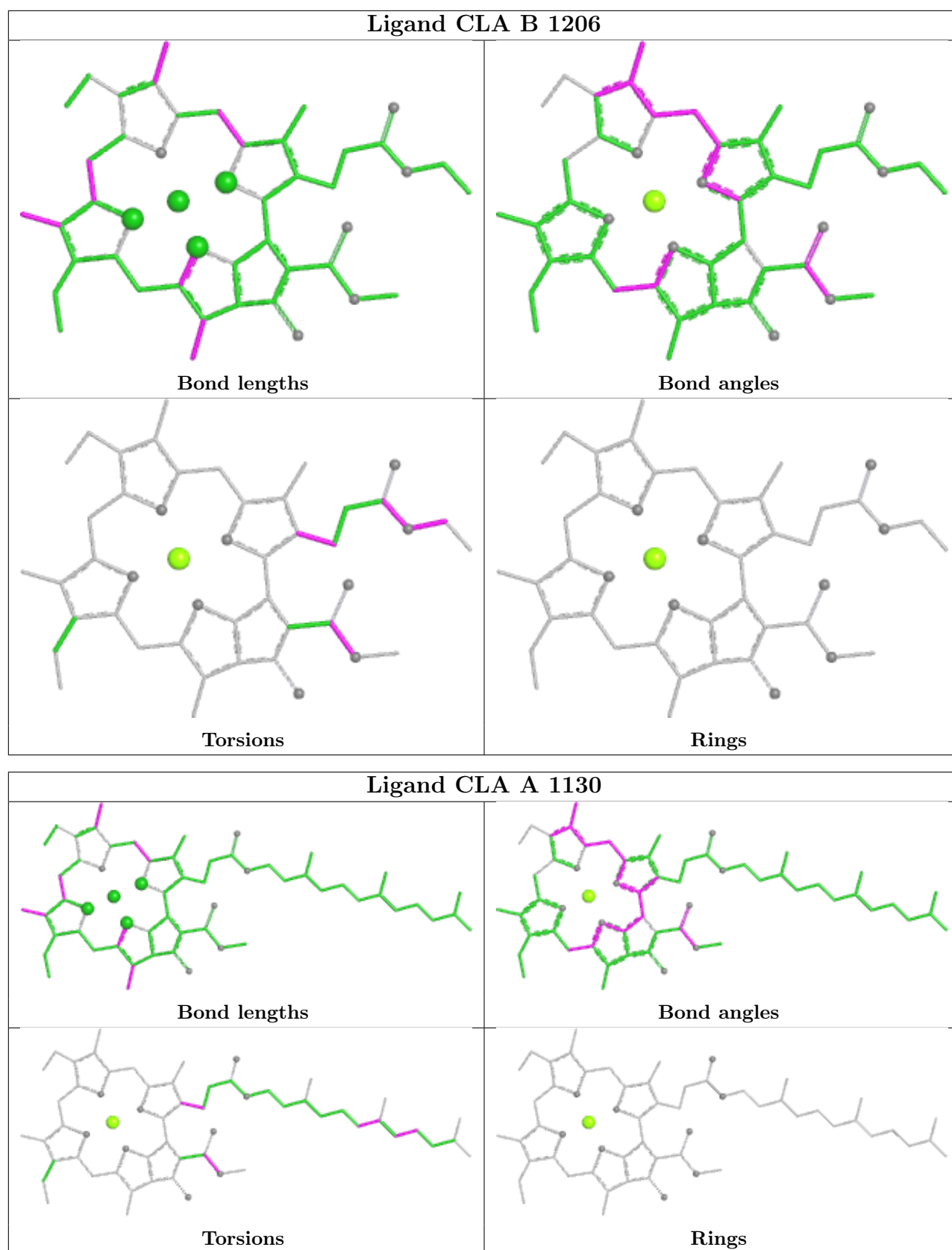


Ligand CHL 4 606

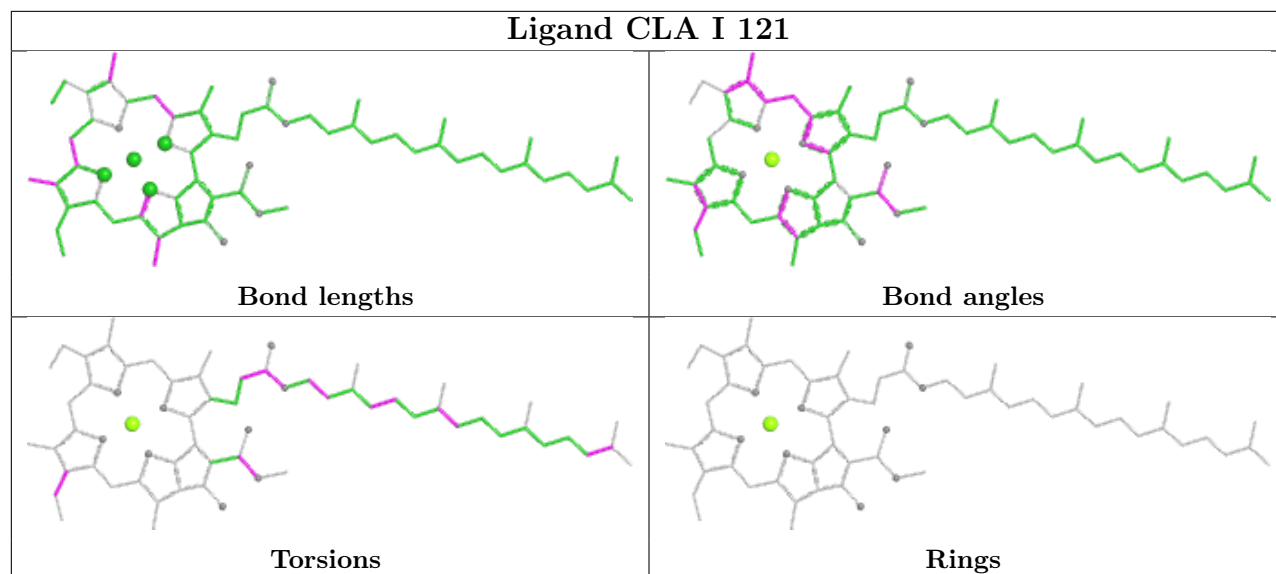




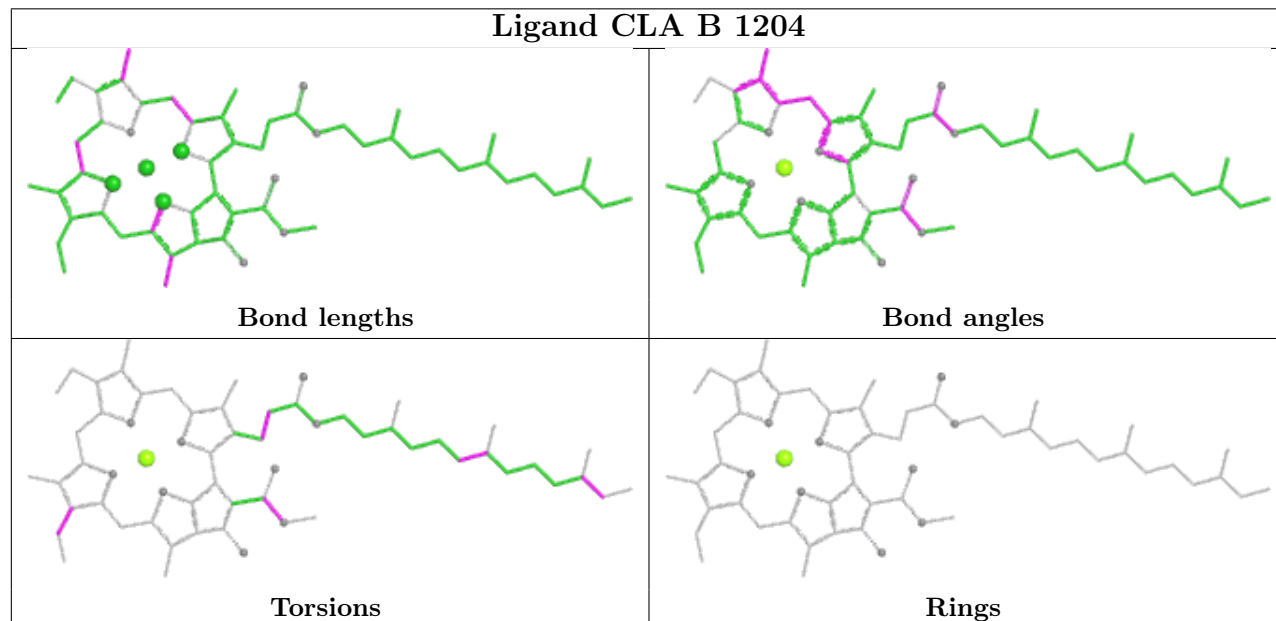




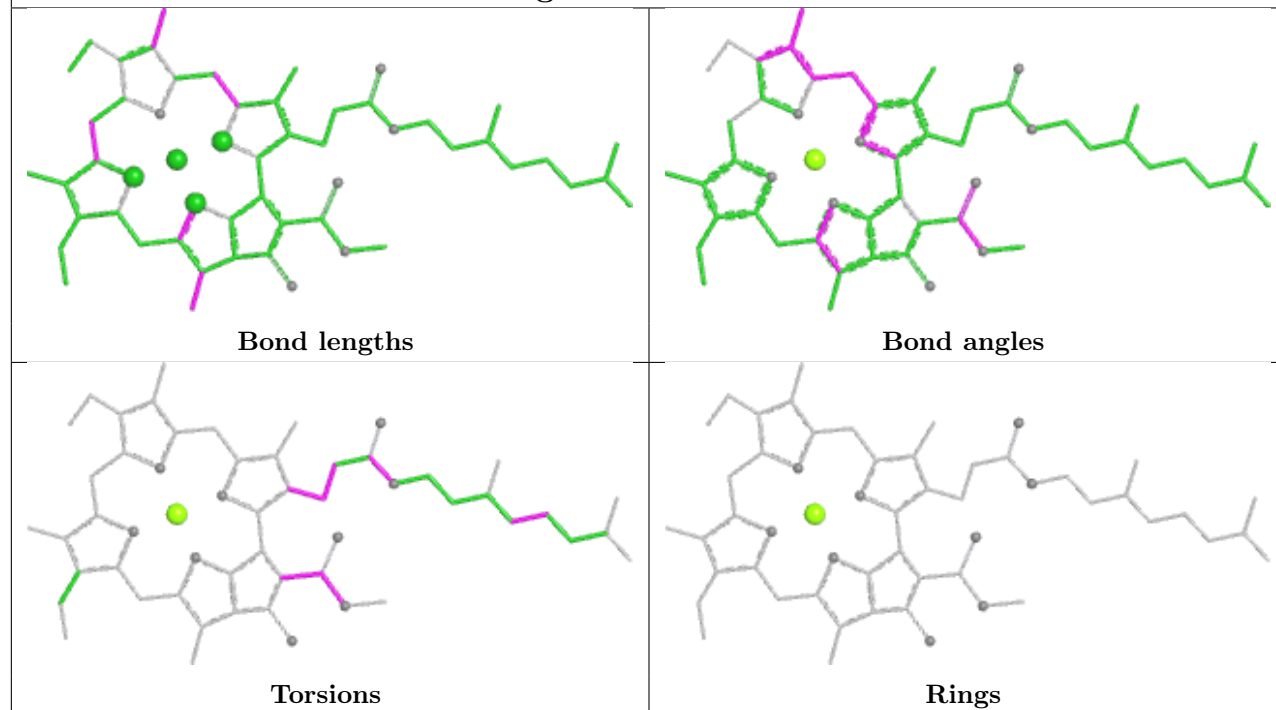
Ligand CLA I 121



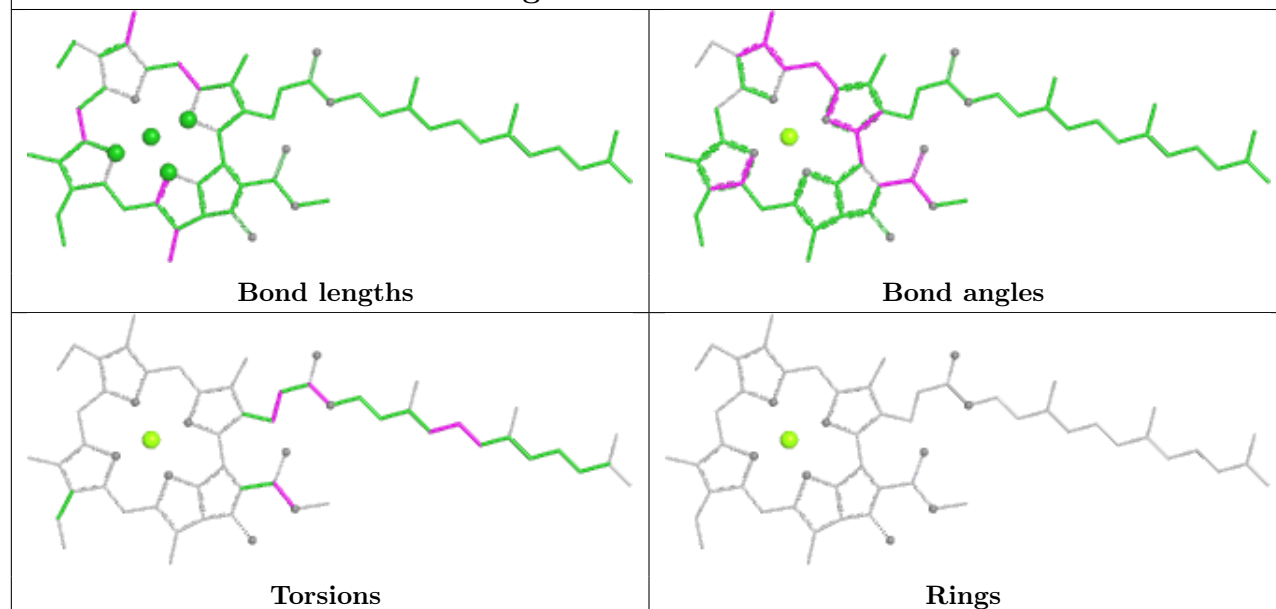
Ligand CLA B 1204



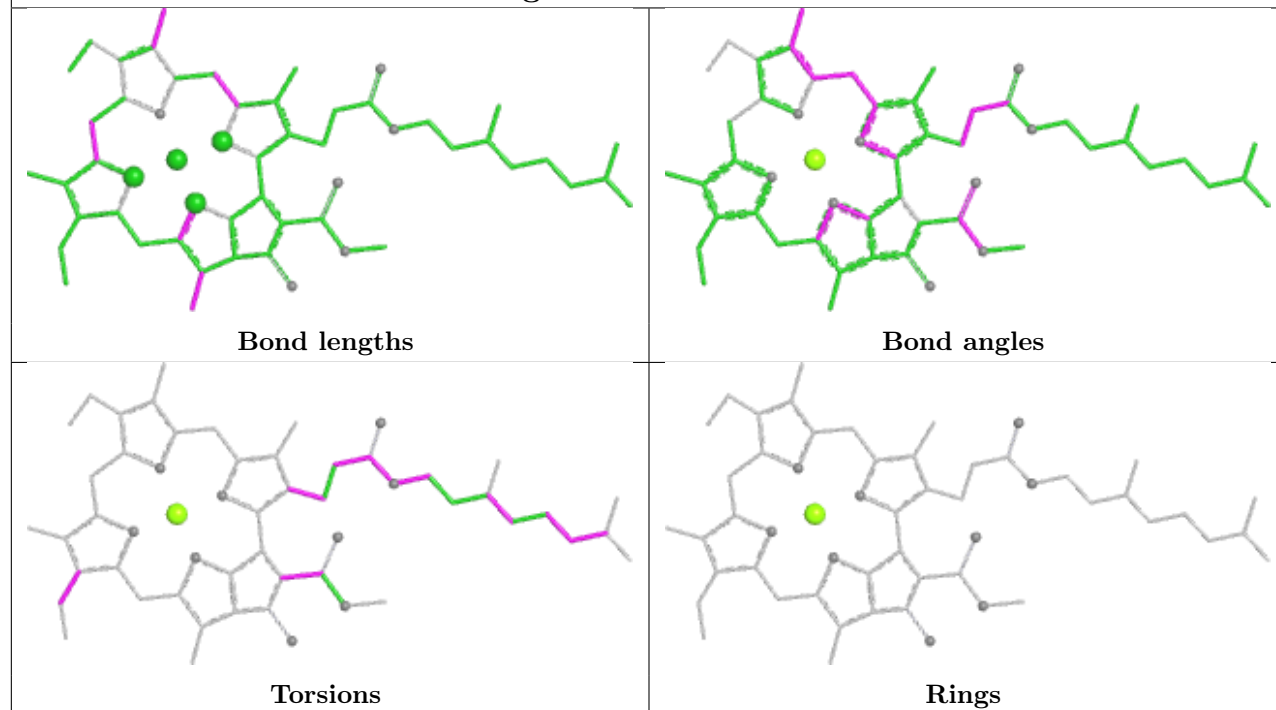
Ligand CLA 3 610



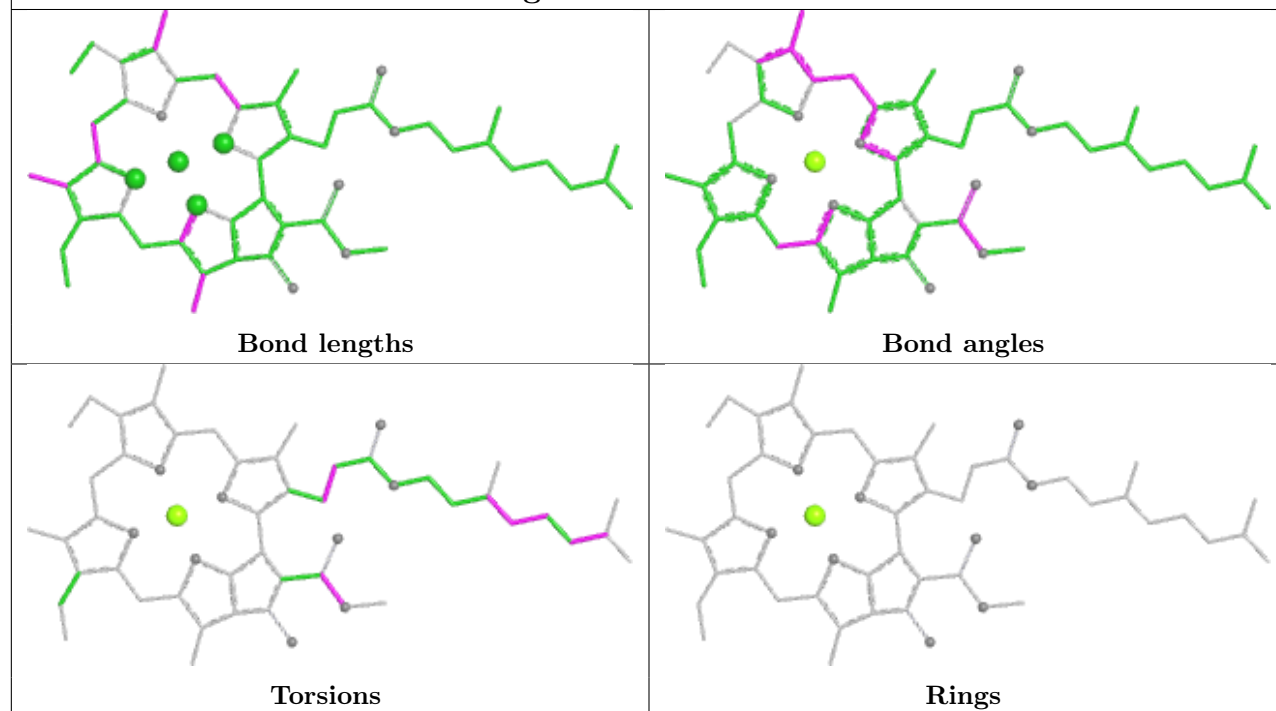
Ligand CLA A 1138

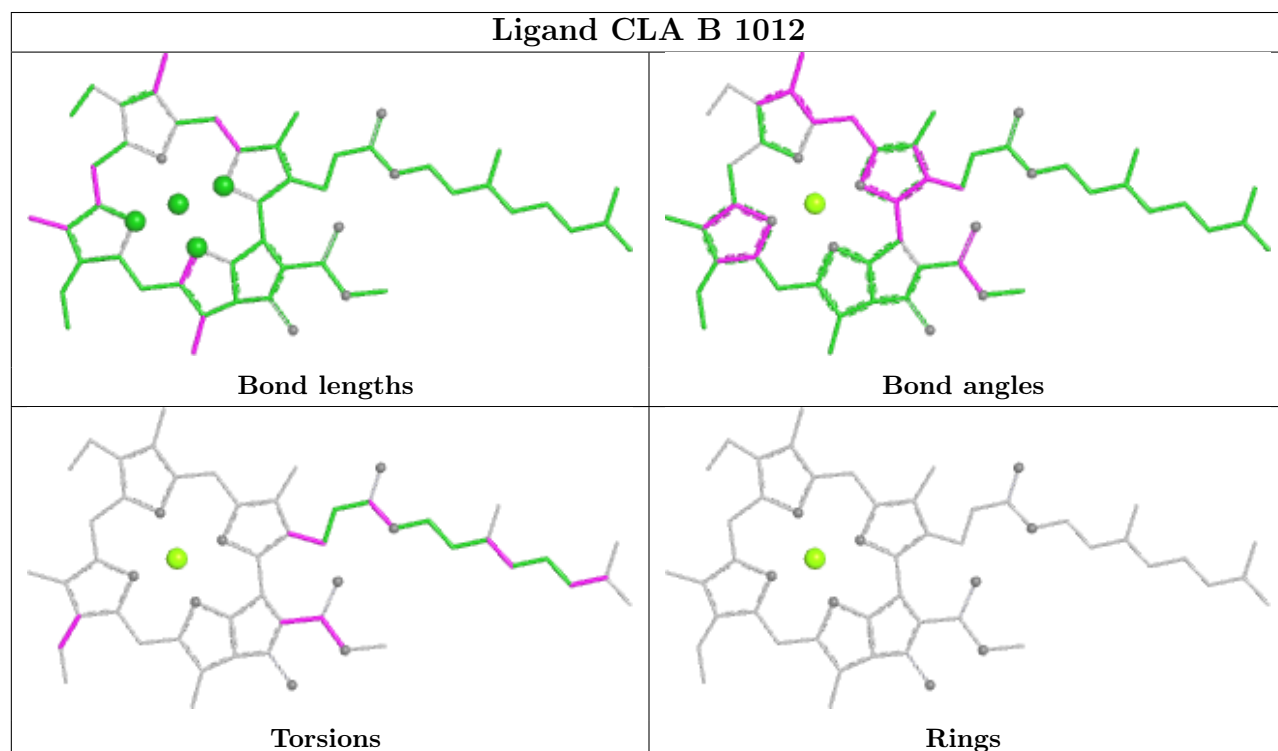
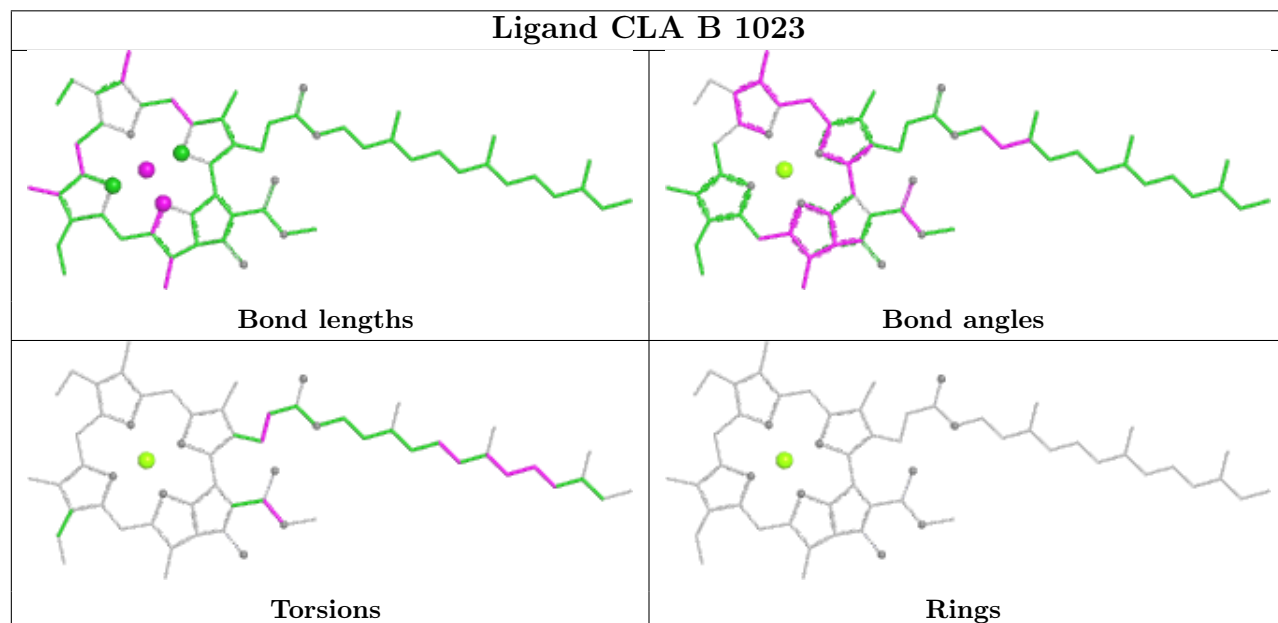
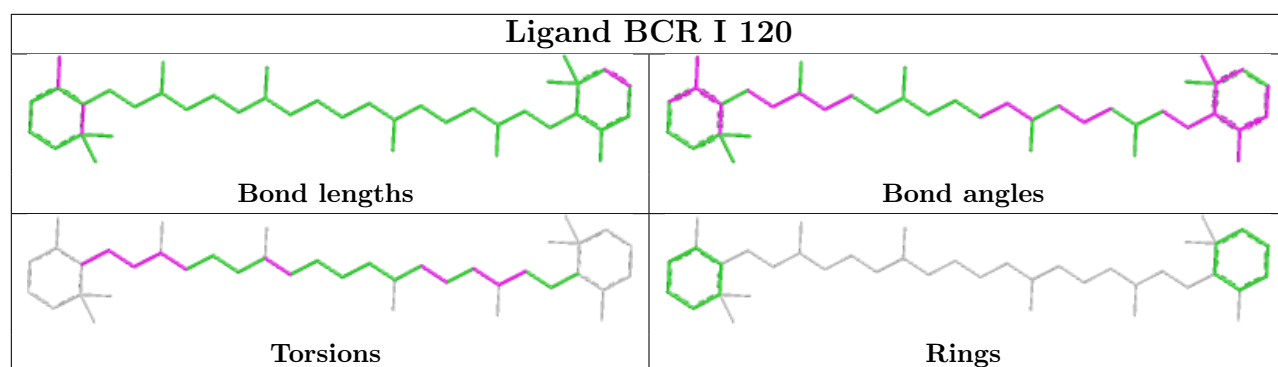


Ligand CLA A 1118

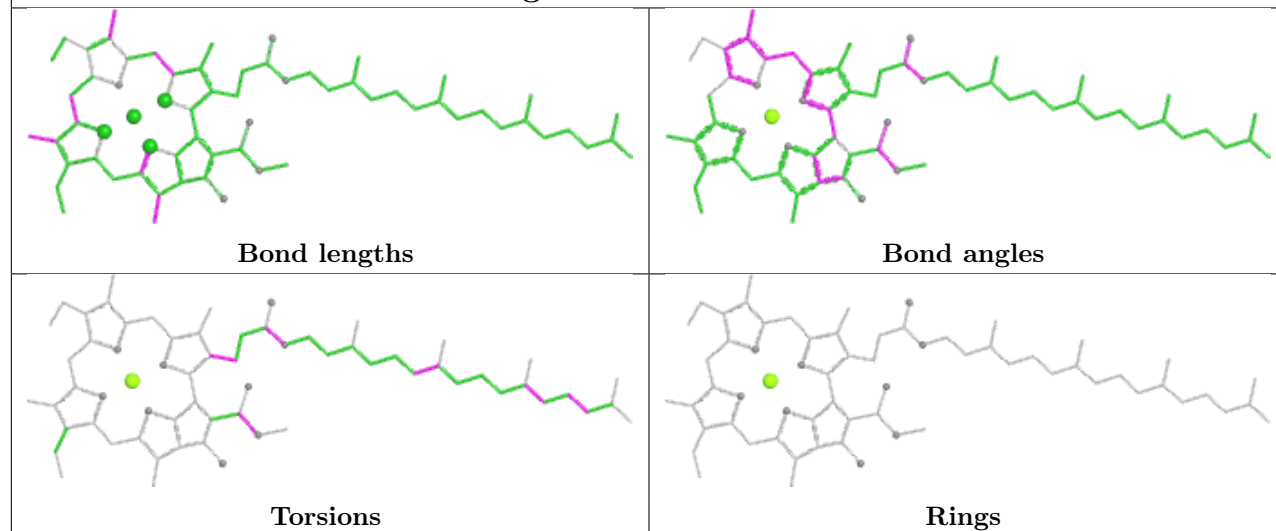


Ligand CLA B 1235

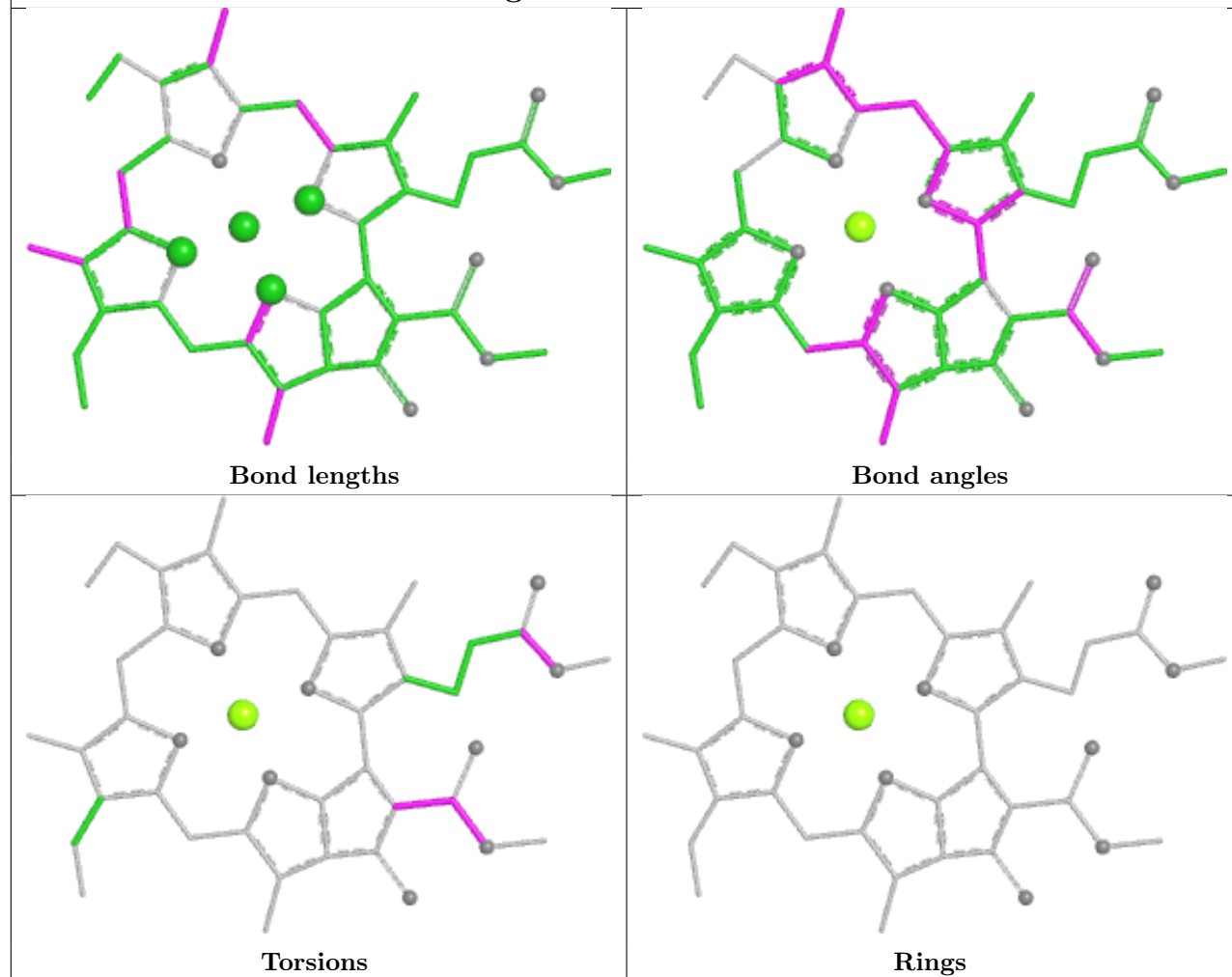




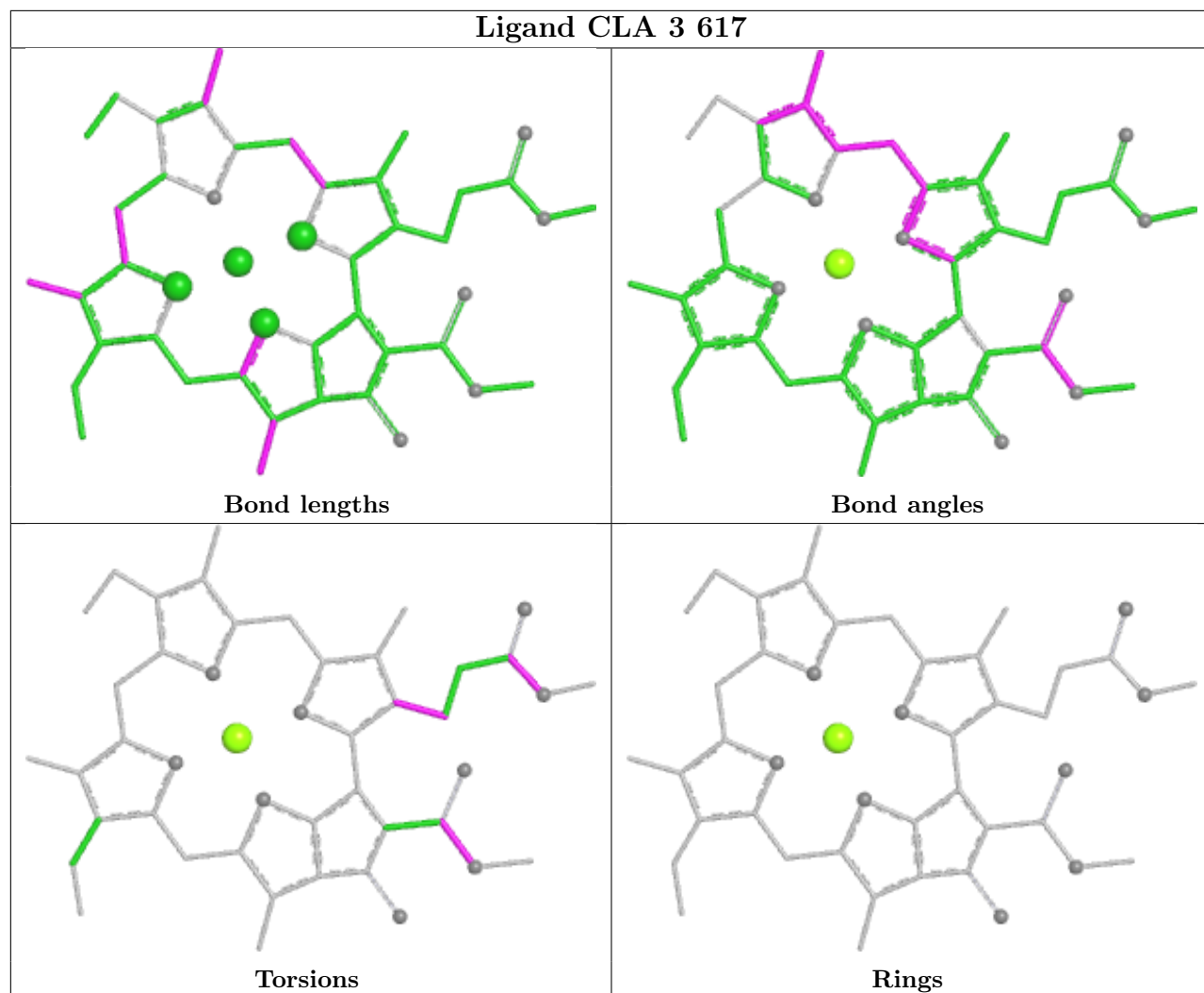
Ligand CLA A 1119



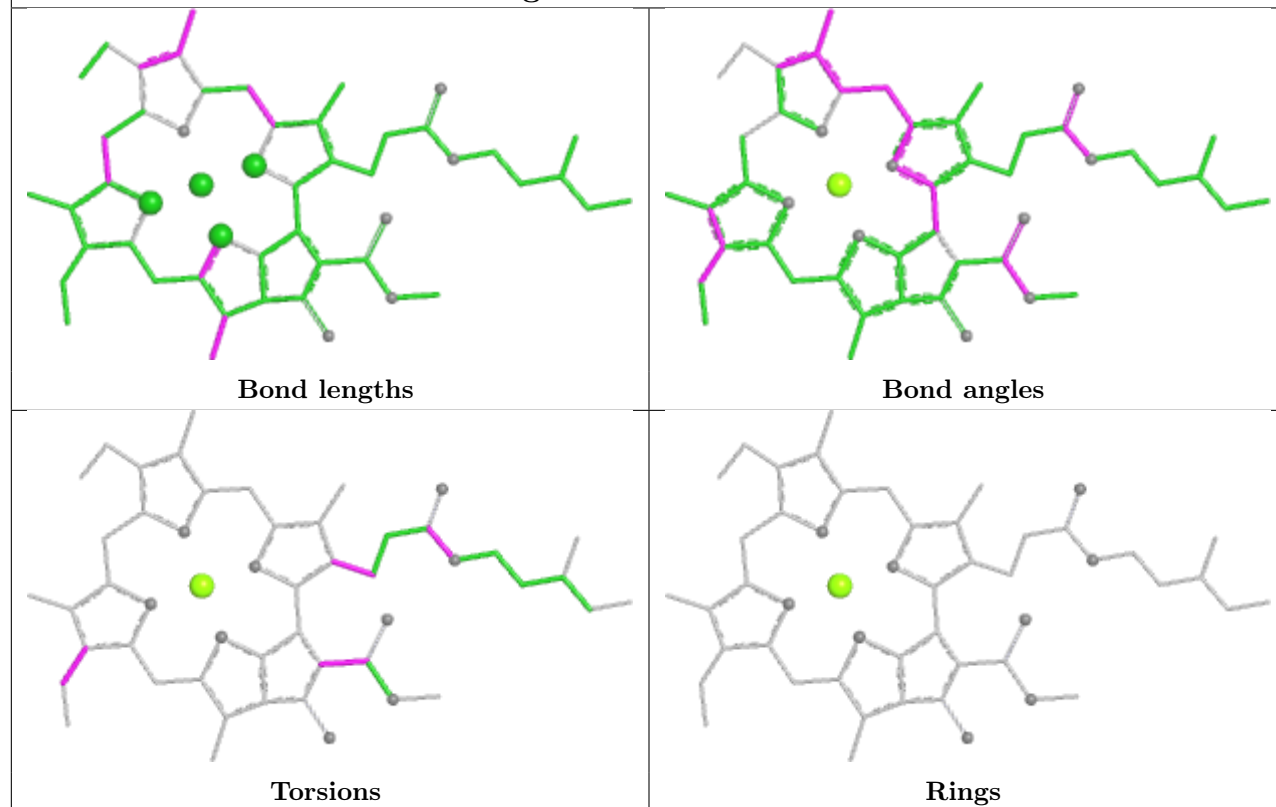
Ligand CLA B 1222



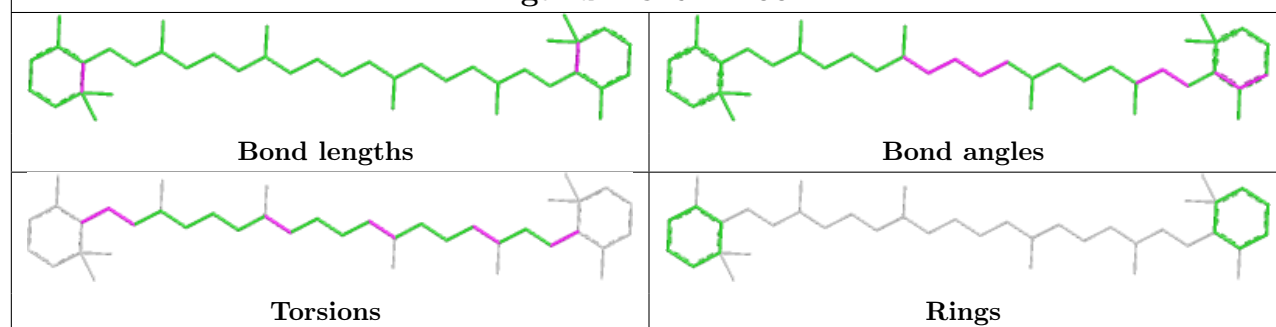
Ligand CLA 3 617



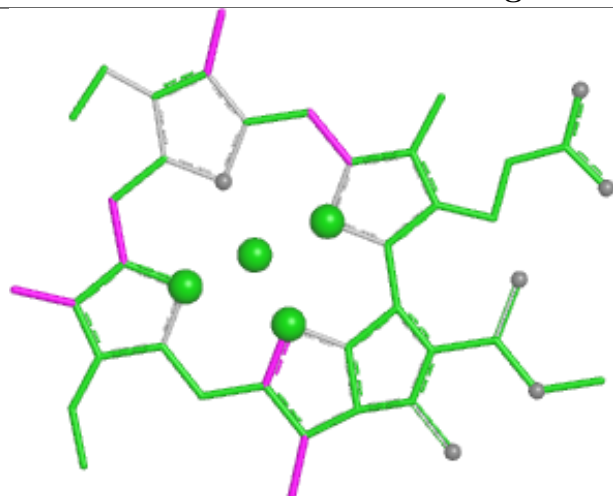
Ligand CLA A 1135



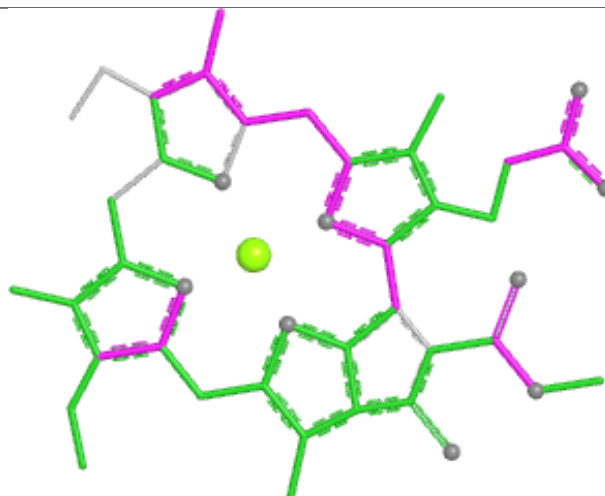
Ligand BCR A 4002



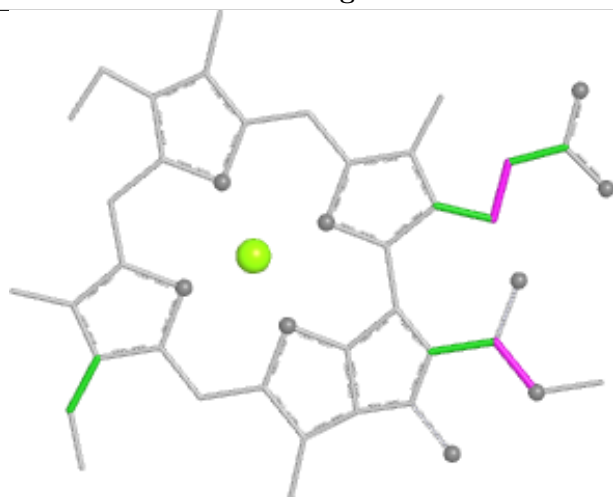
Ligand CLA A 1113



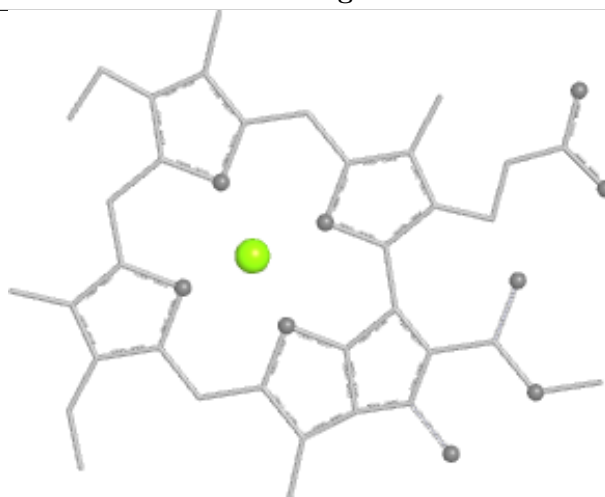
Bond lengths



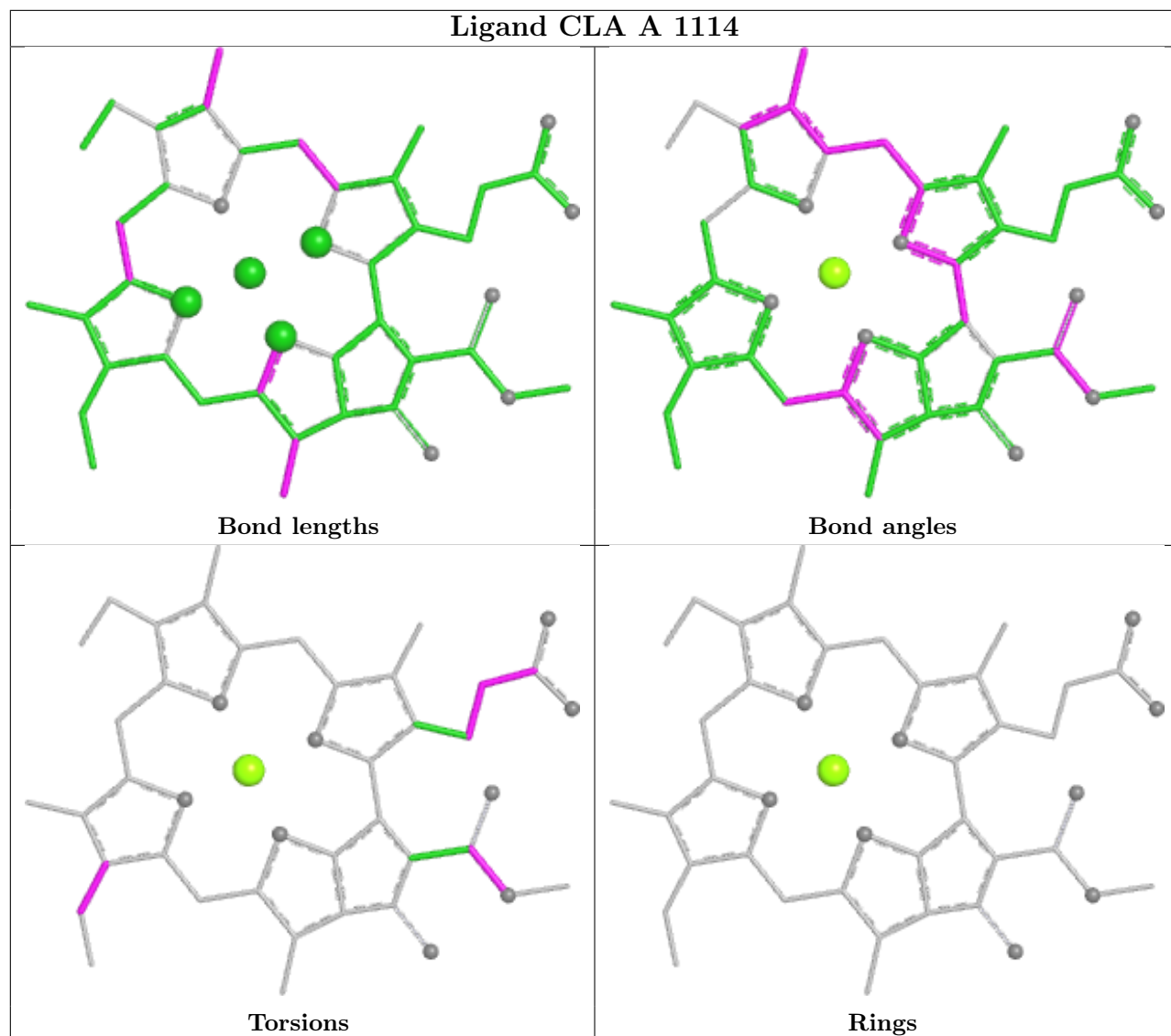
Bond angles

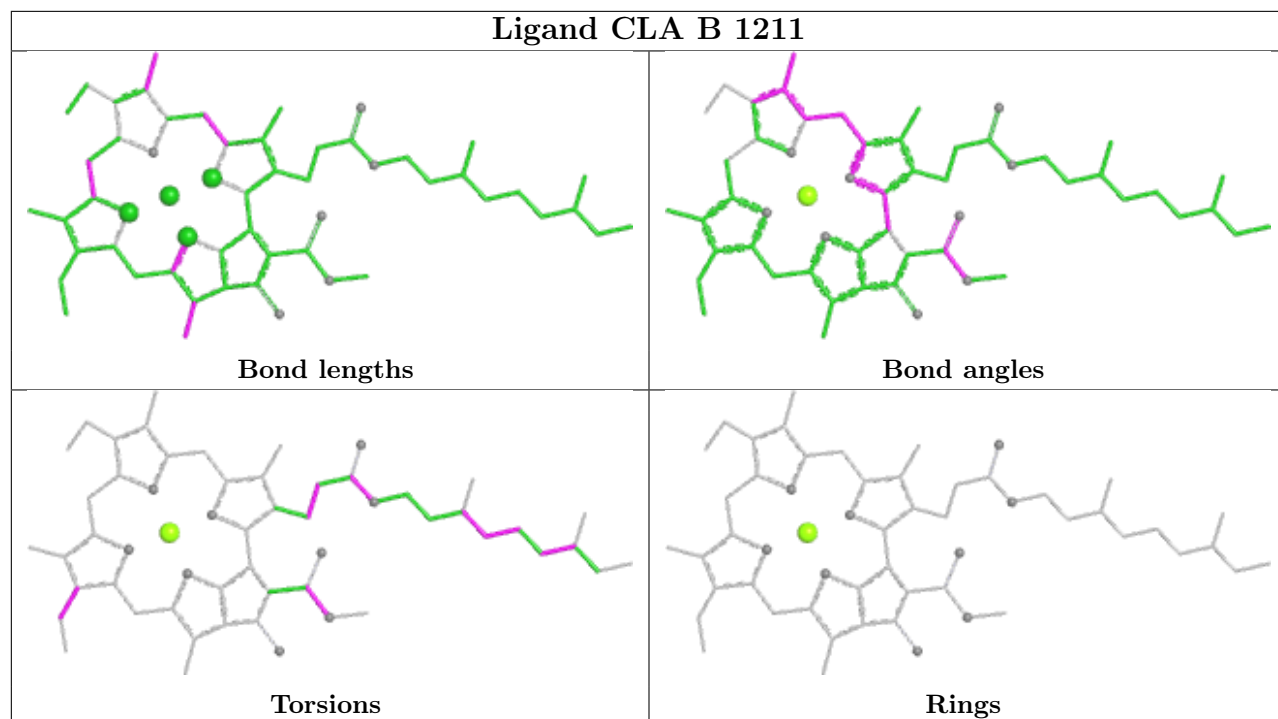


Torsions

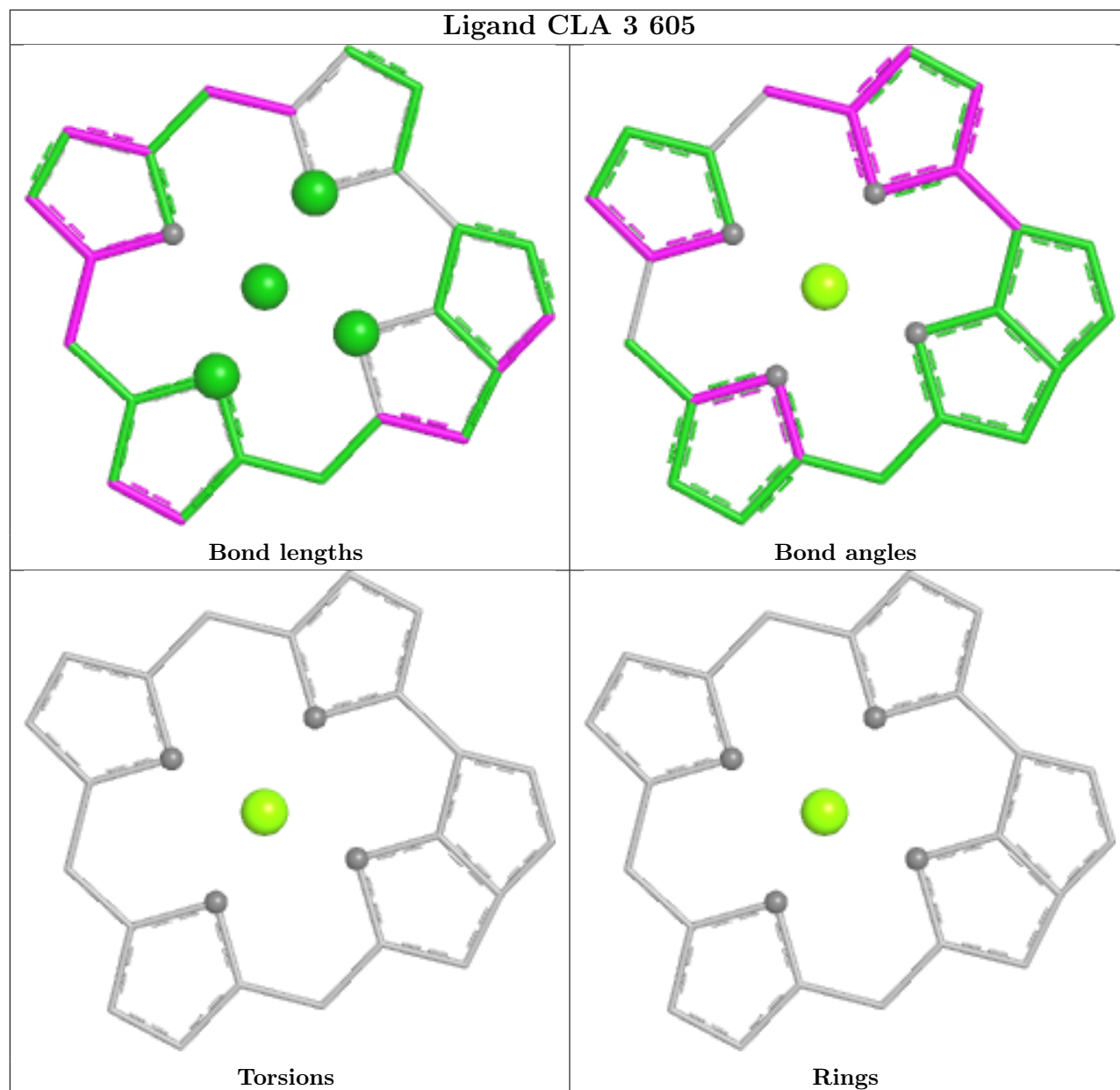


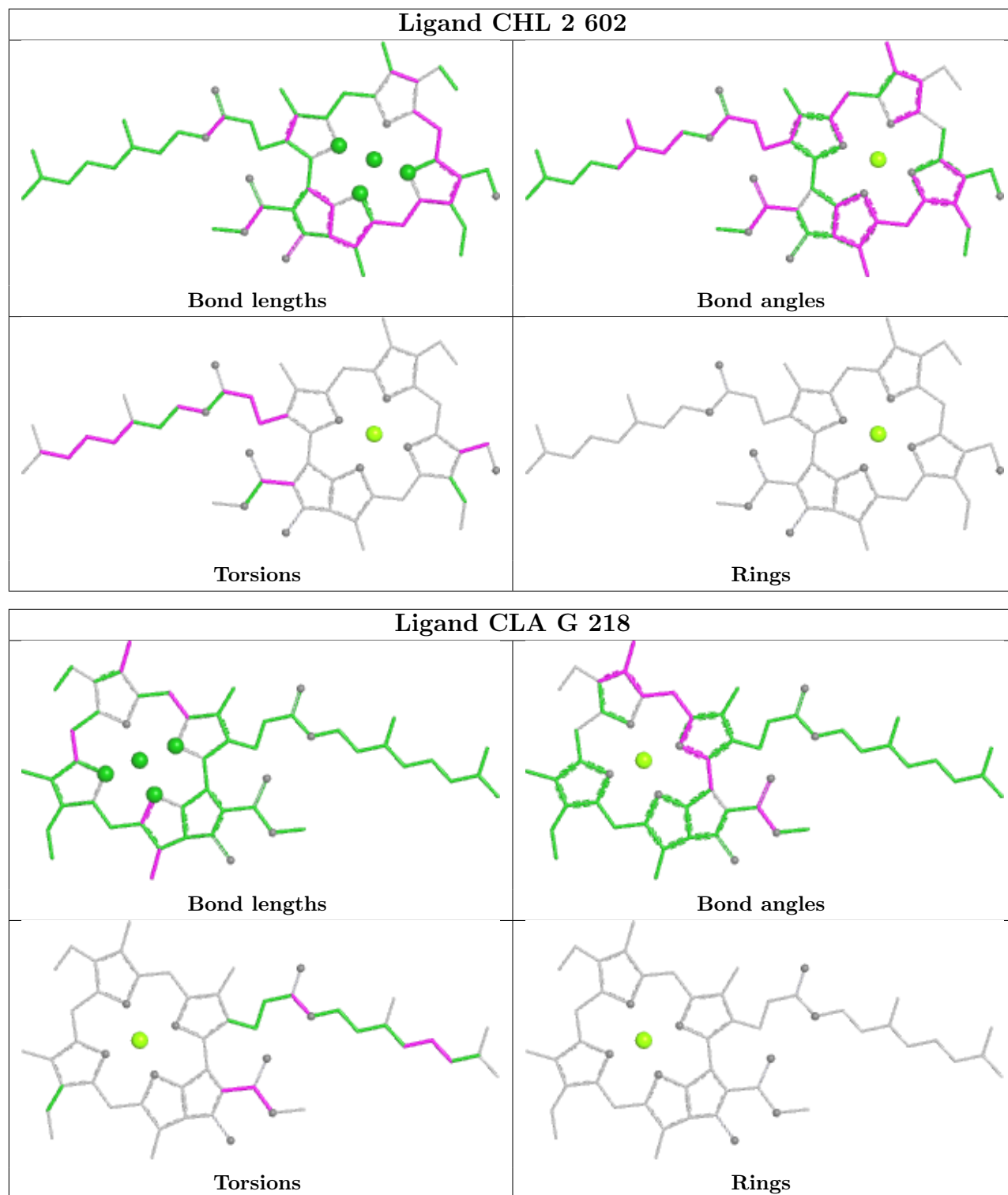
Rings

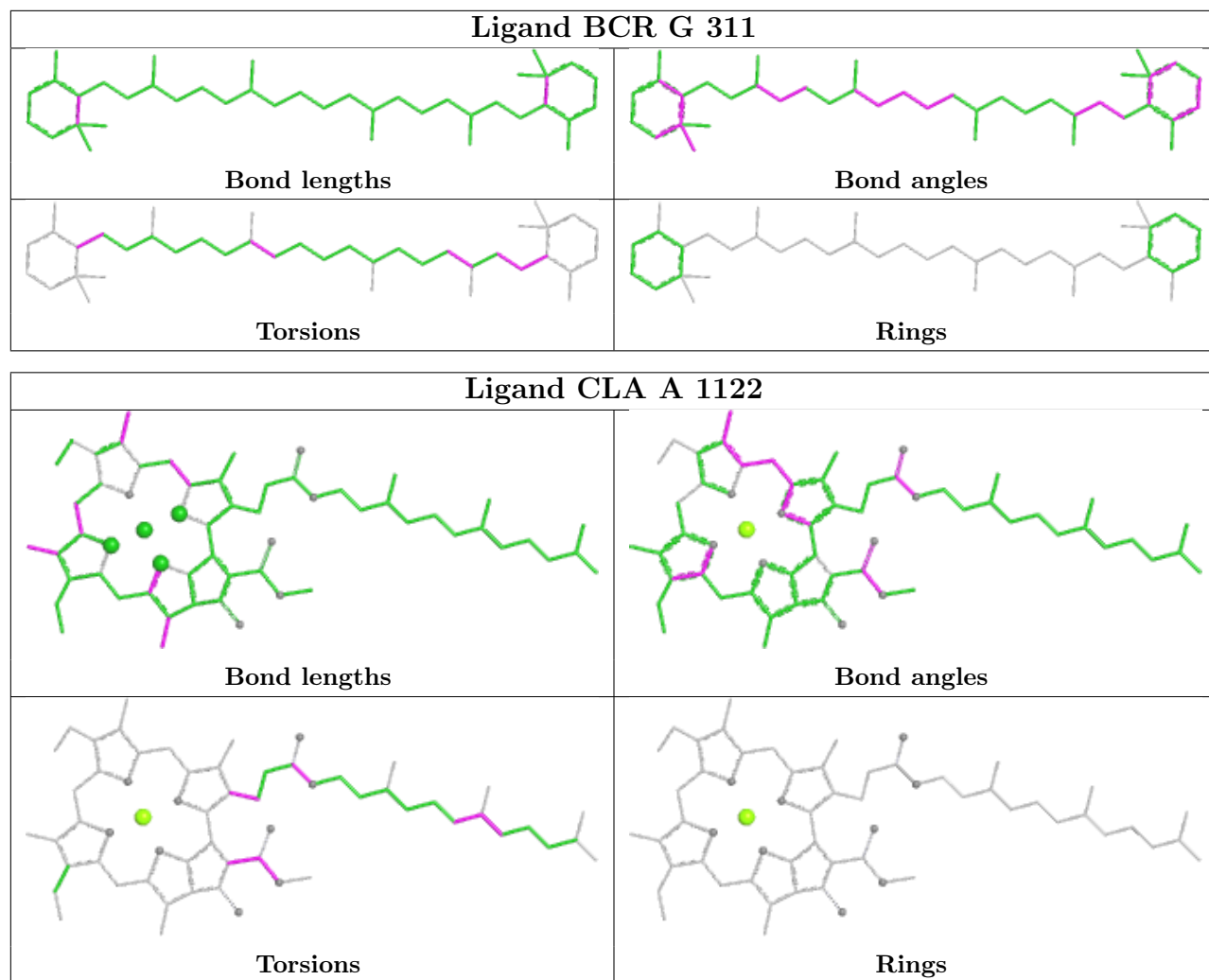




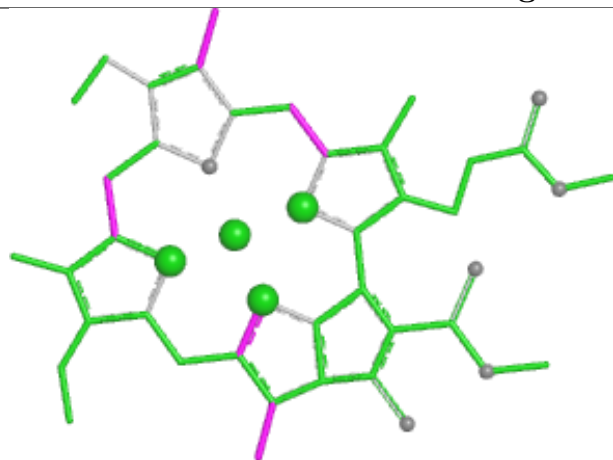
Ligand CLA 3 605



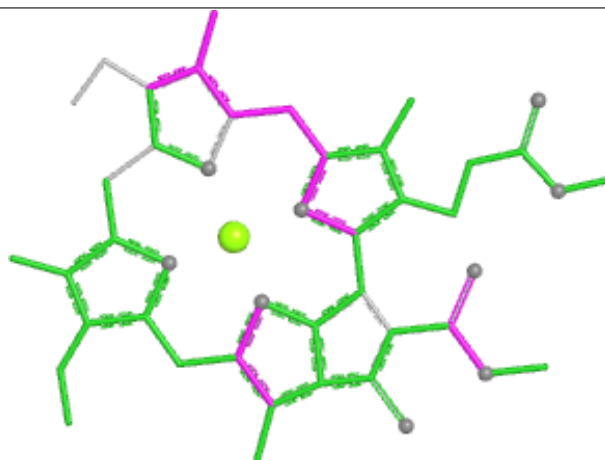




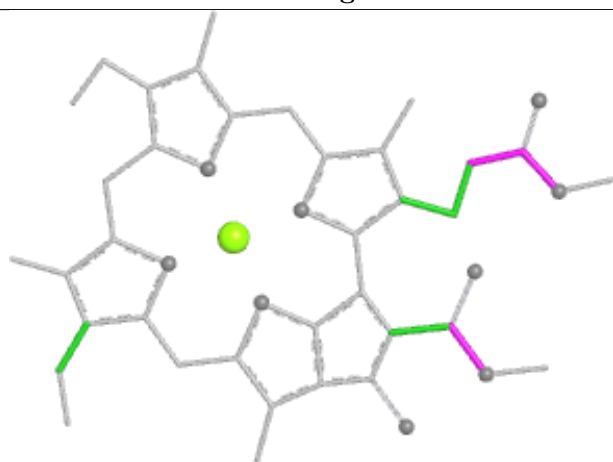
Ligand CLA 2 603



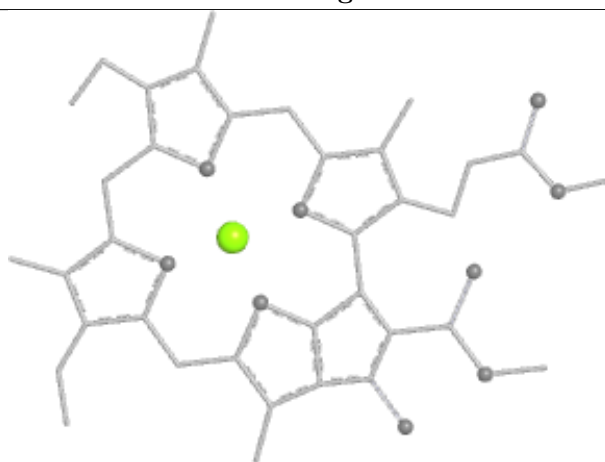
Bond lengths



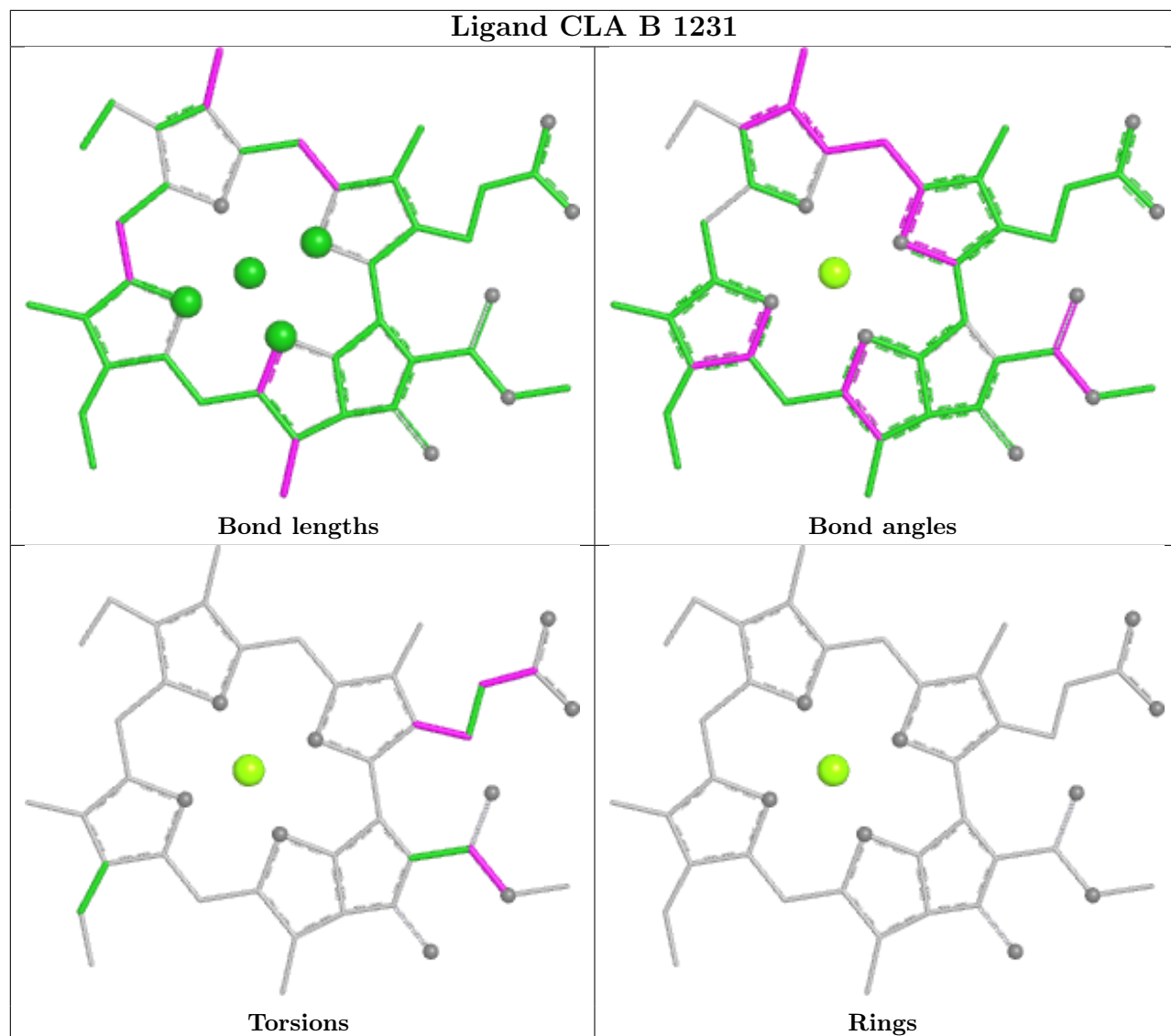
Bond angles

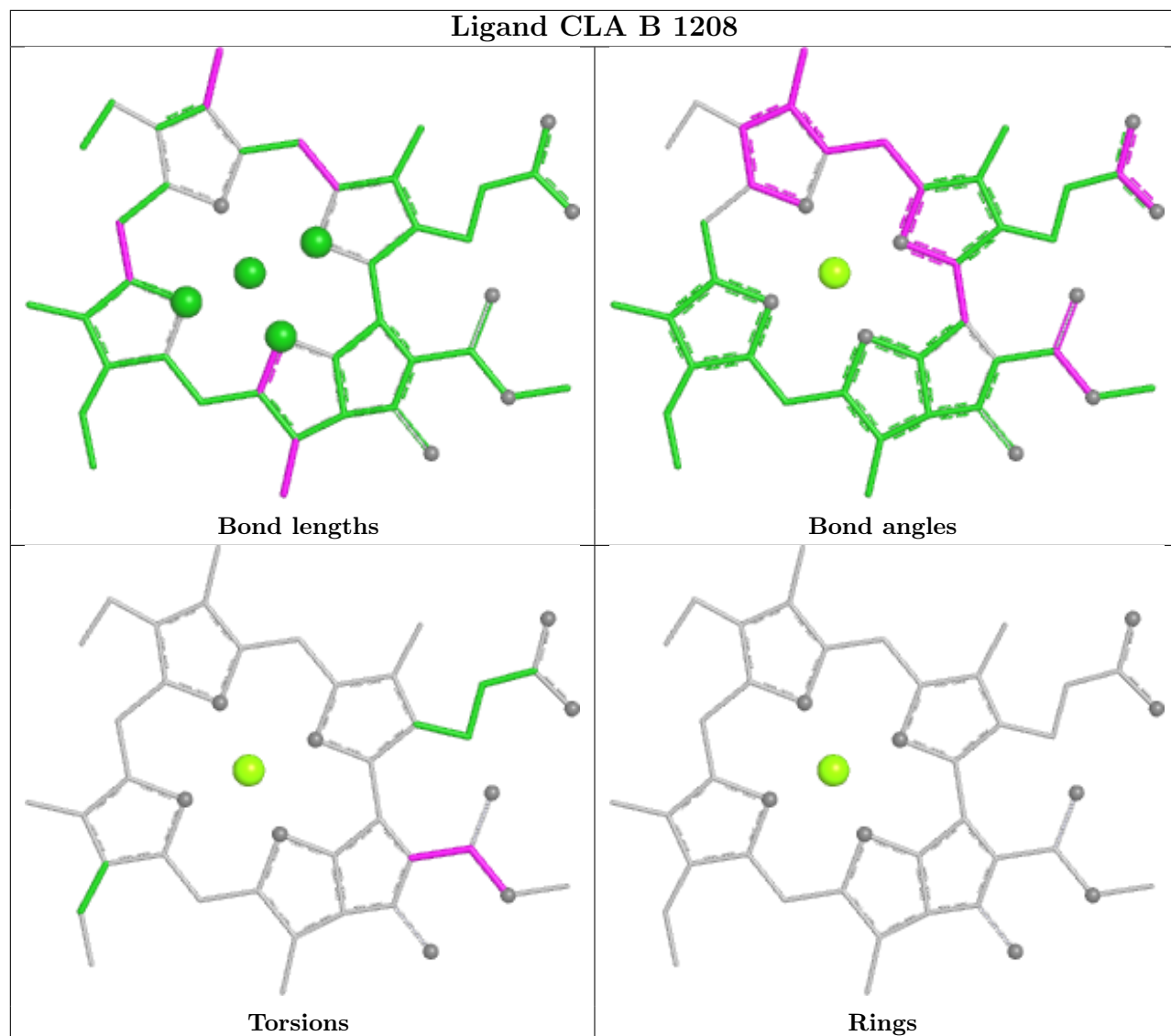


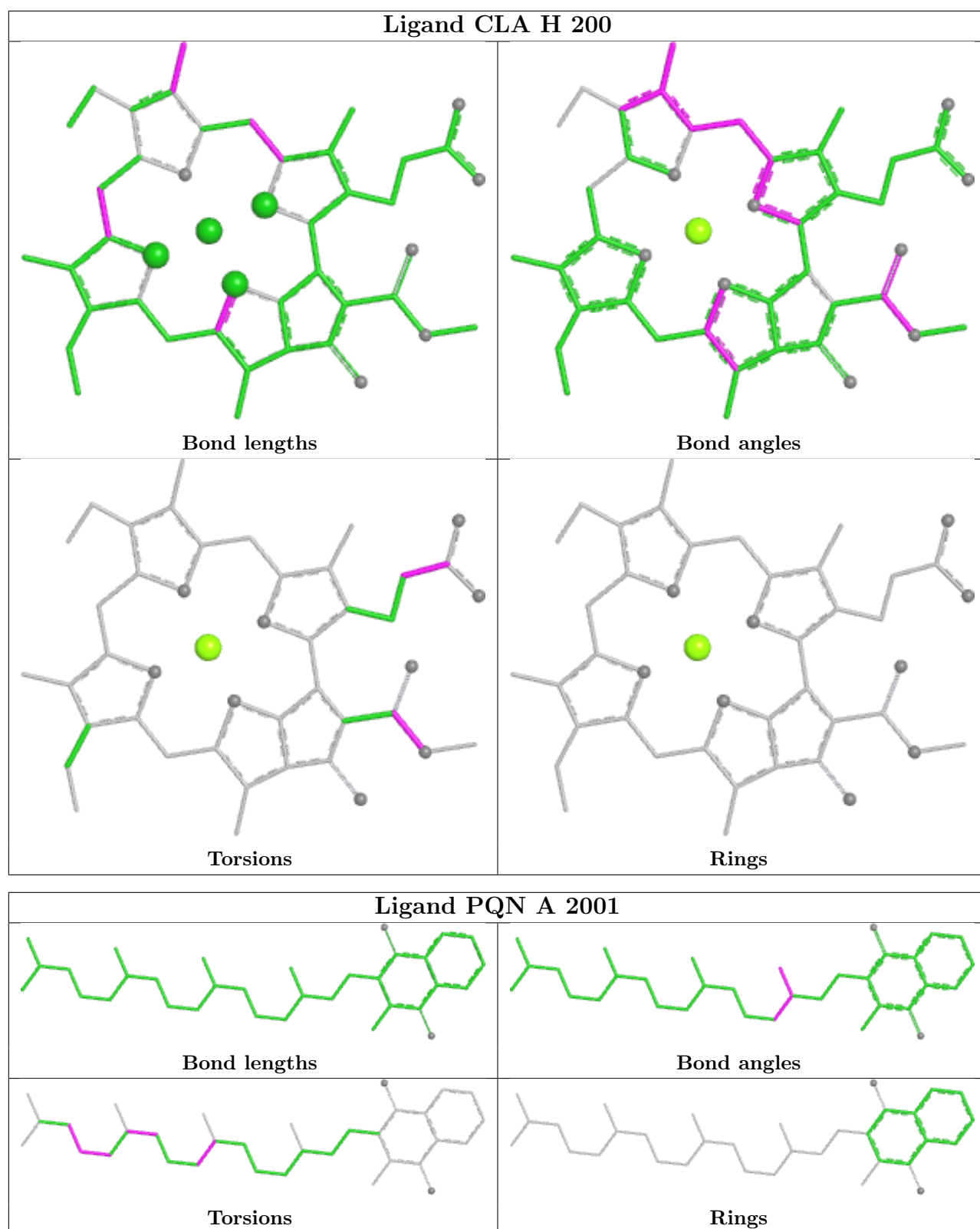
Torsions

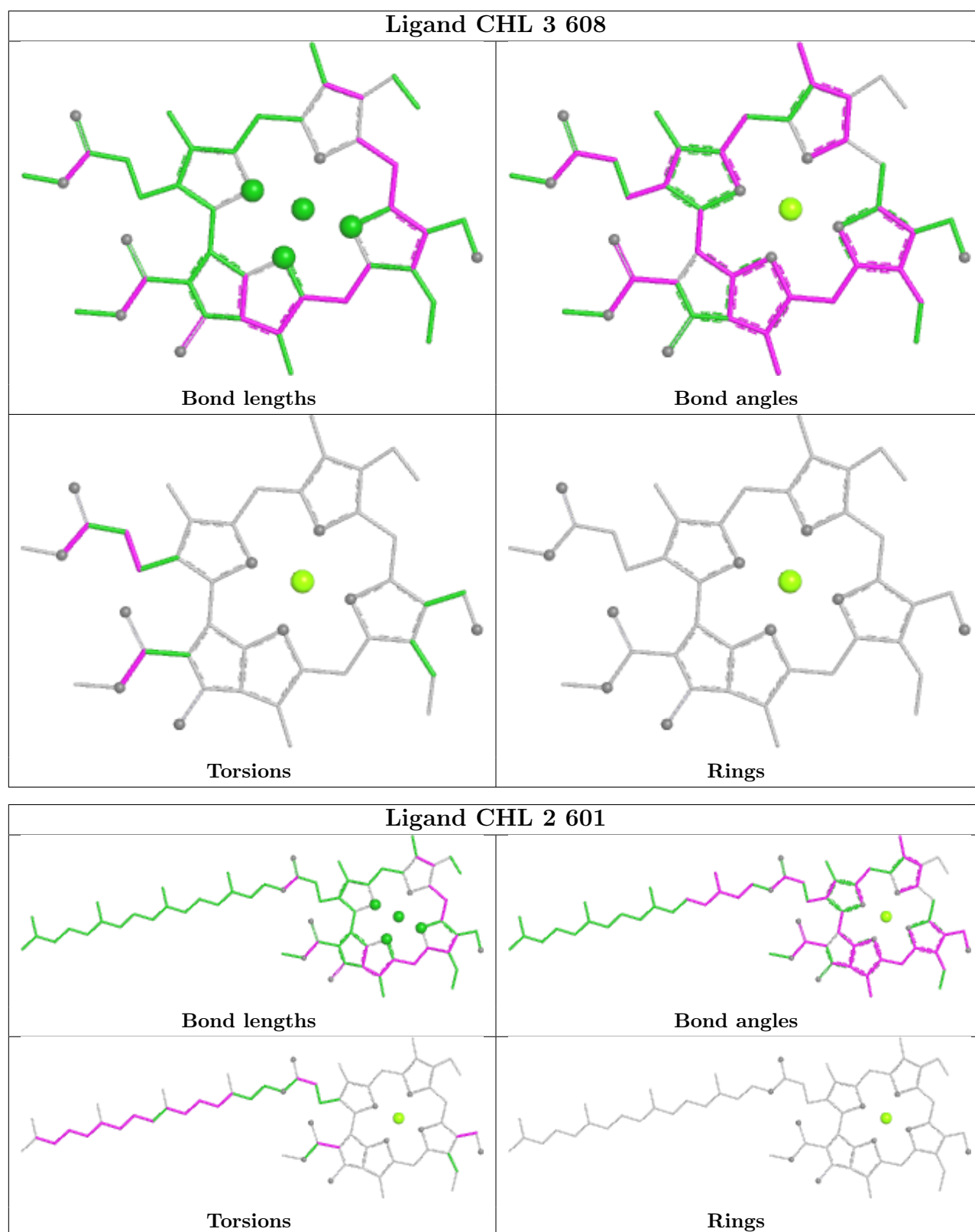


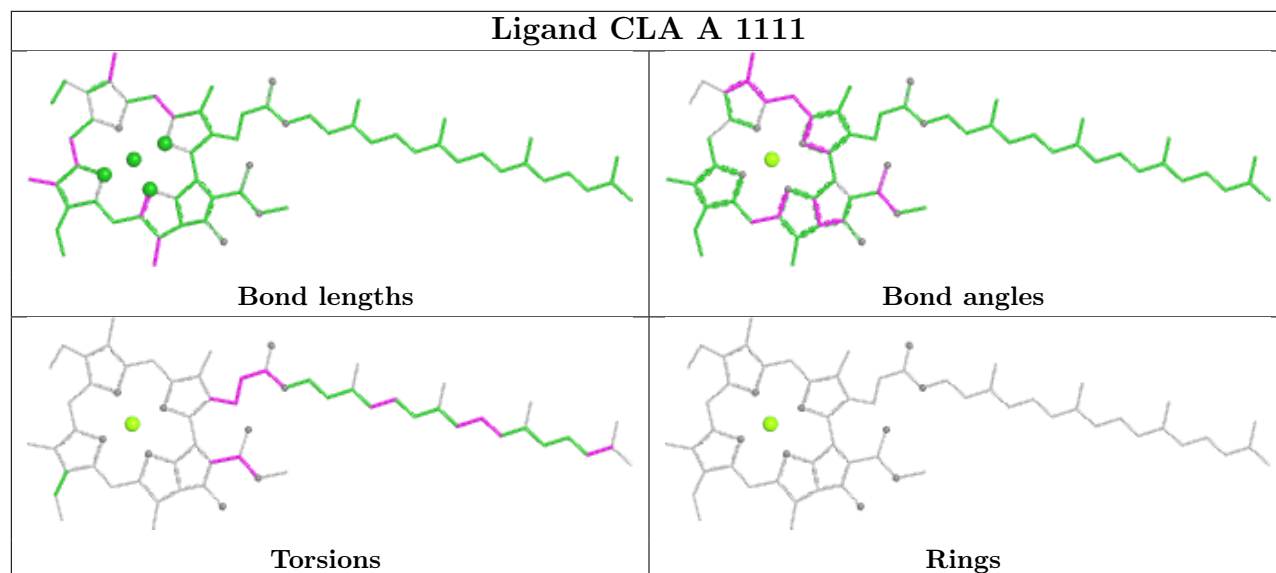
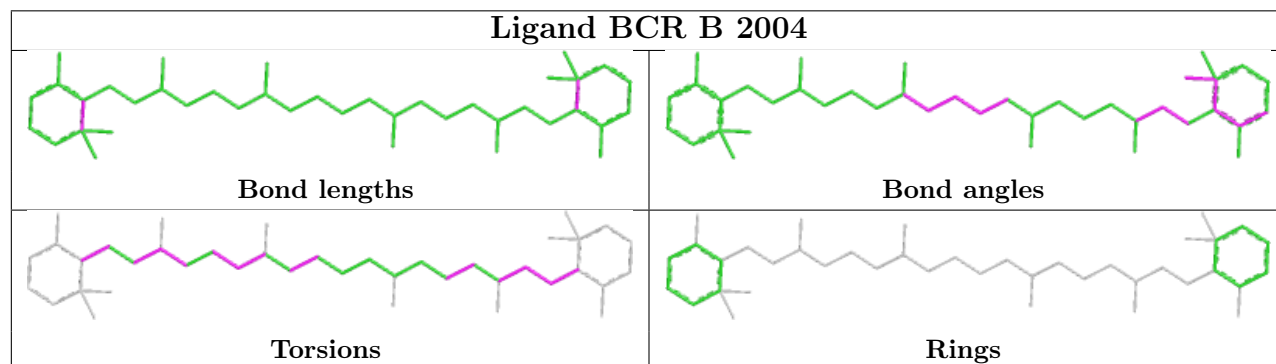
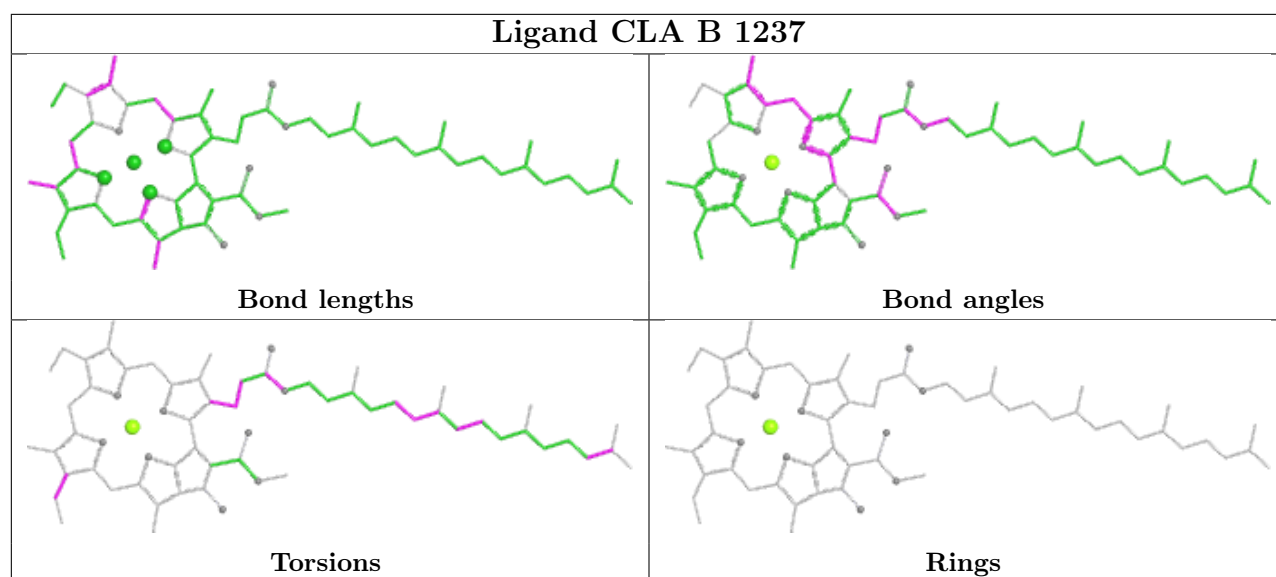
Rings

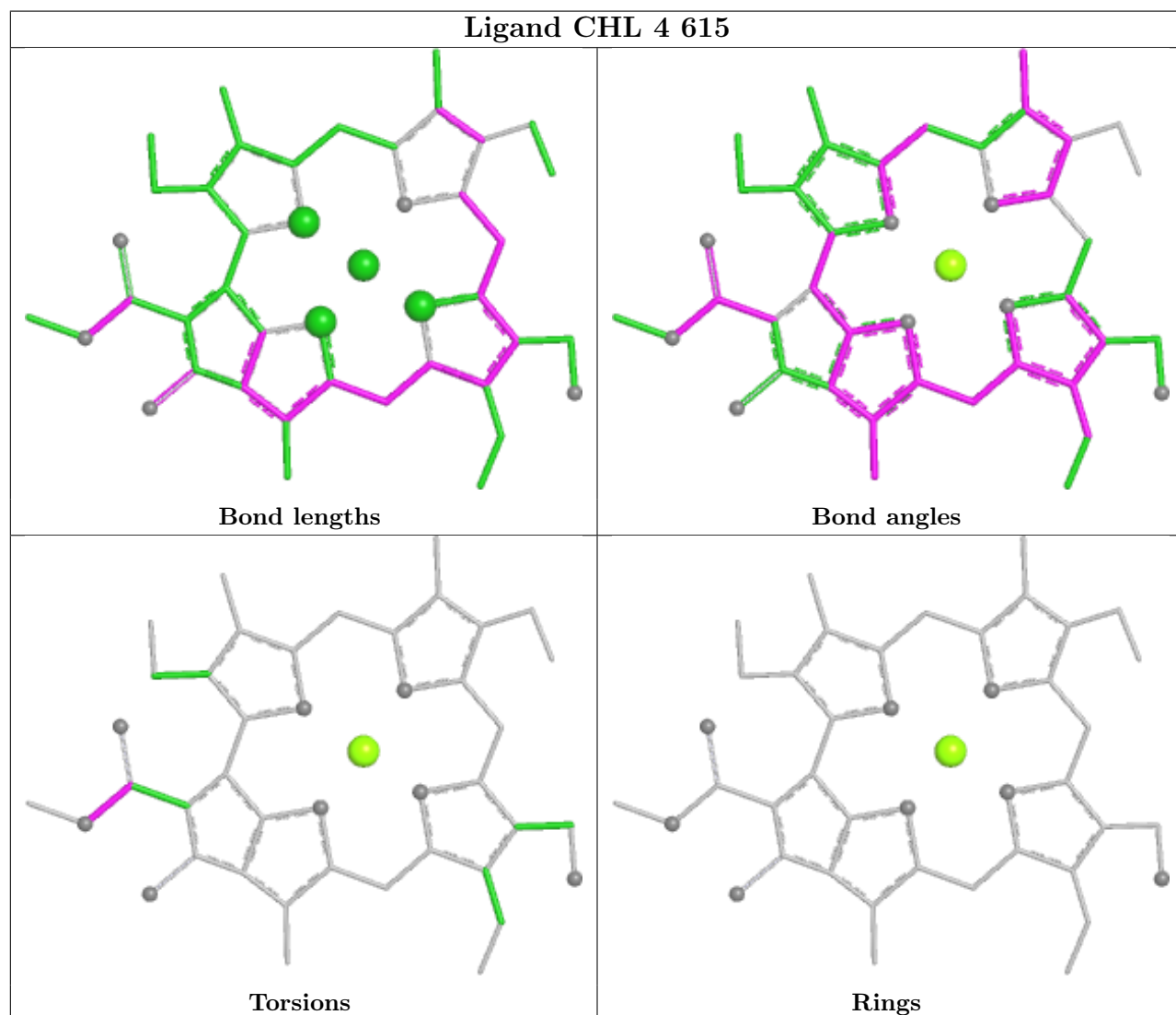
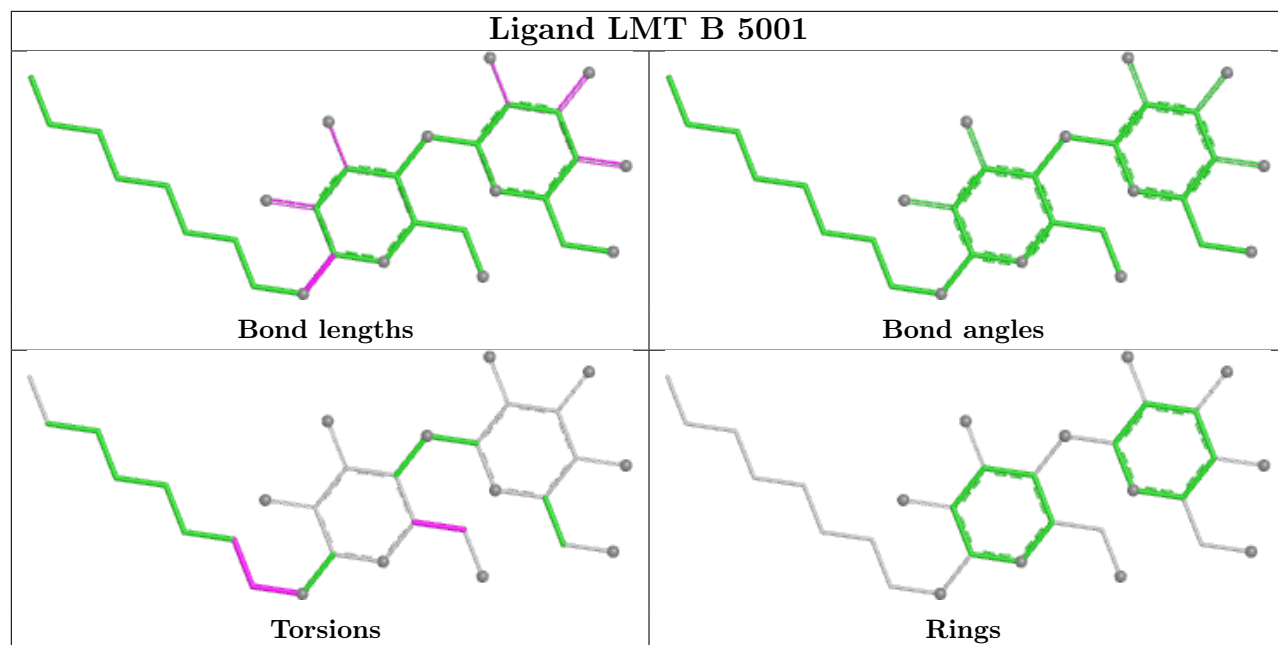




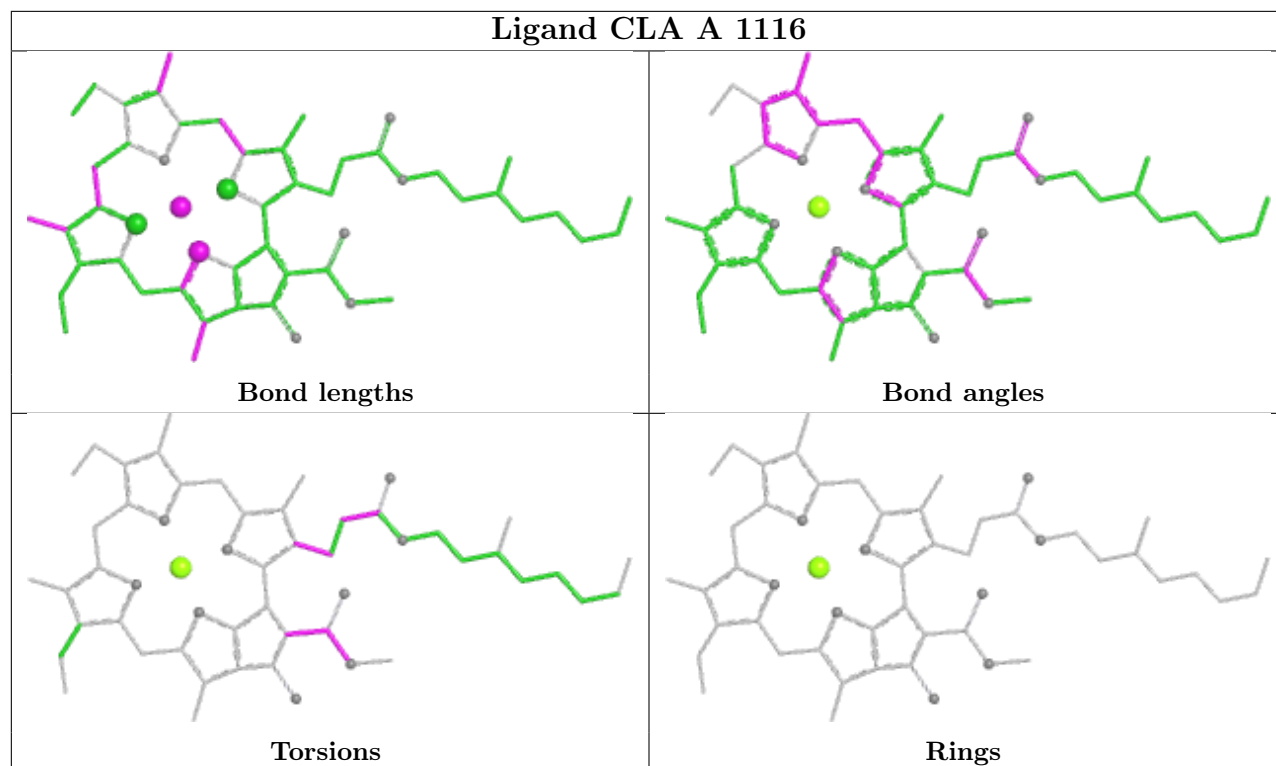




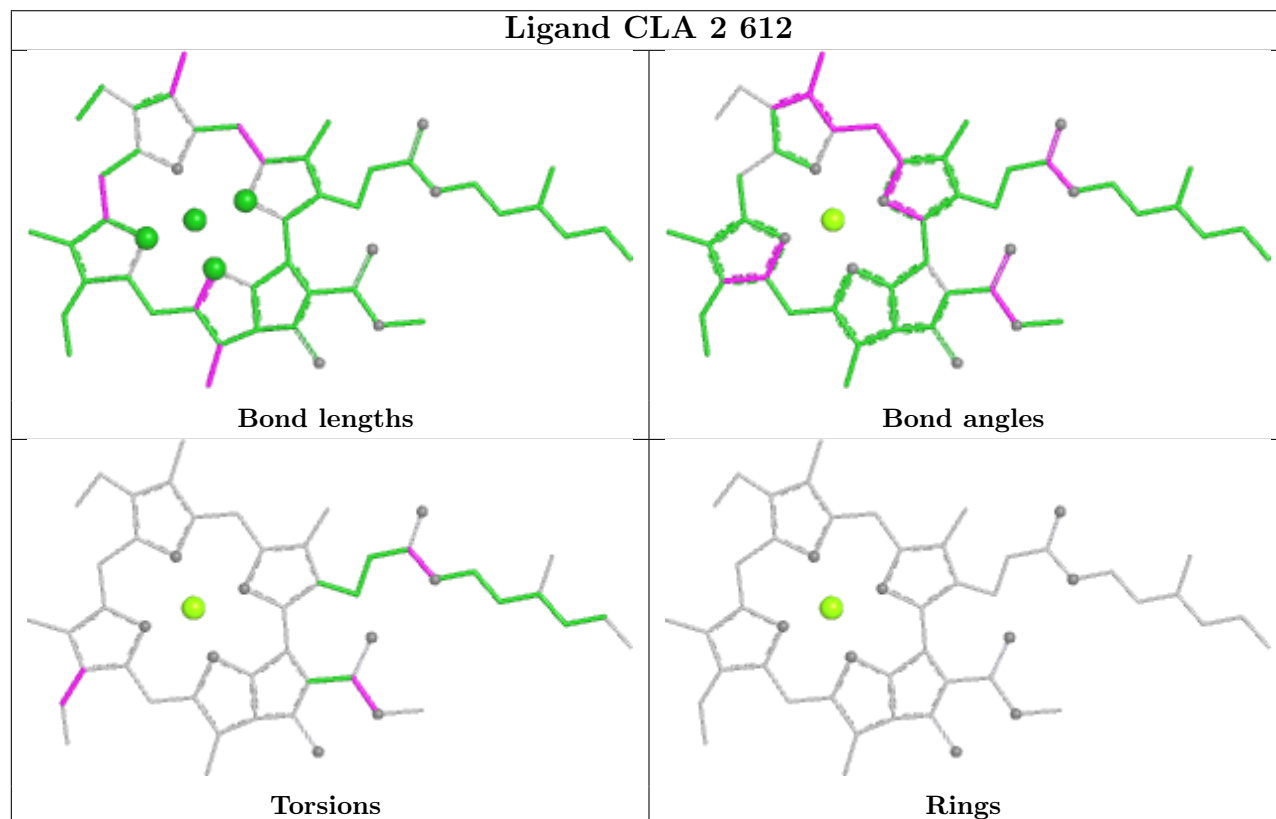


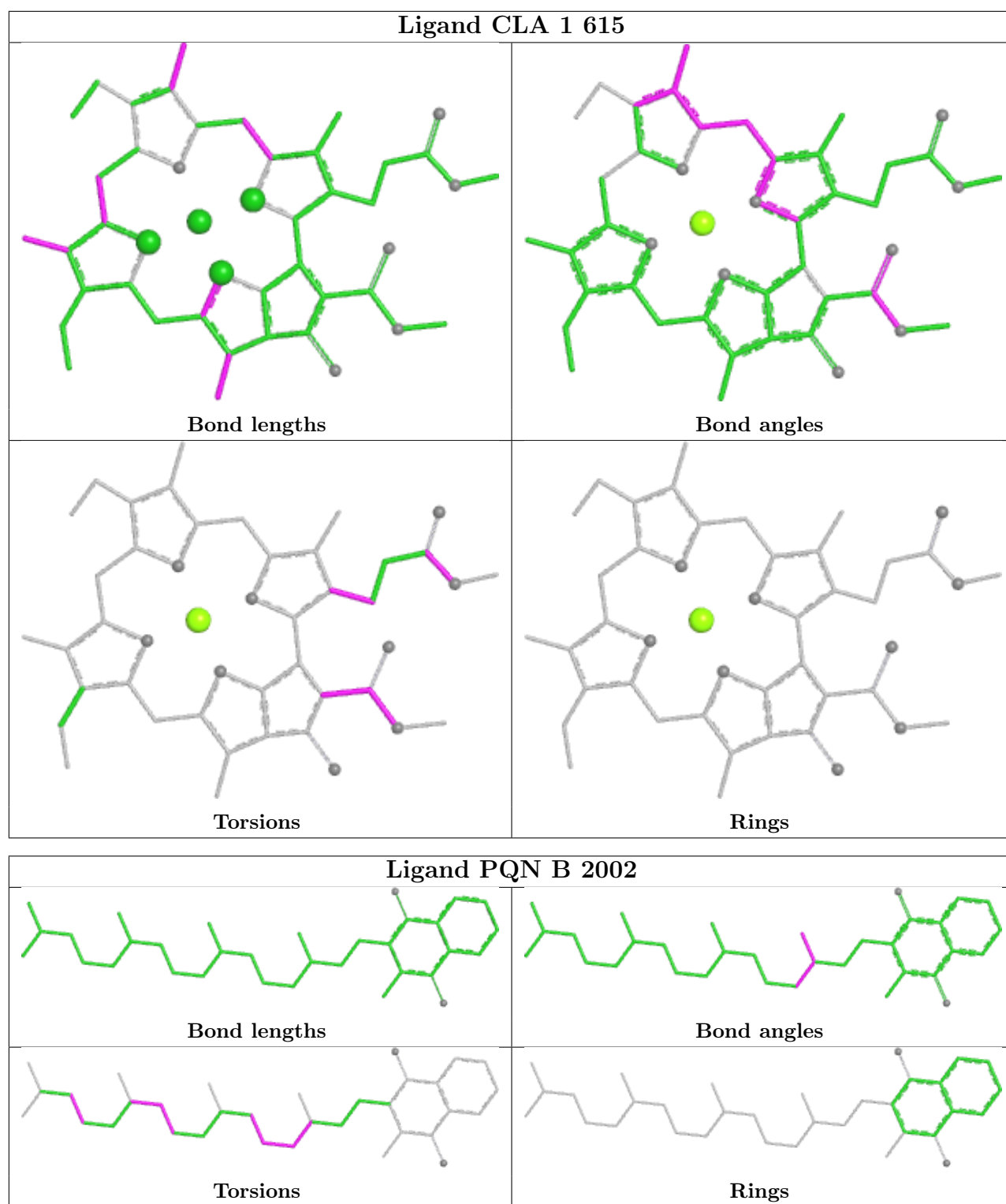


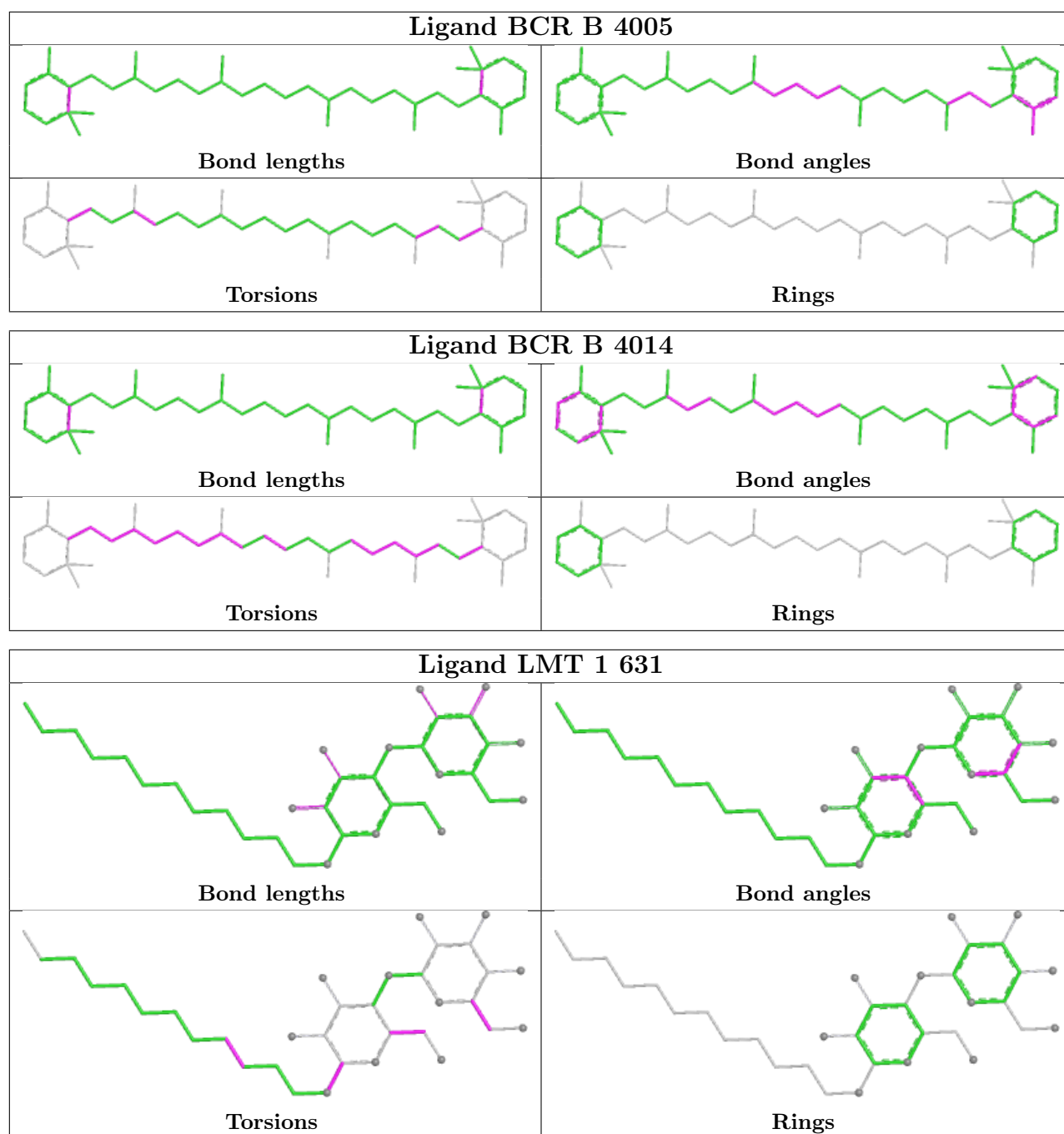
Ligand CLA A 1116

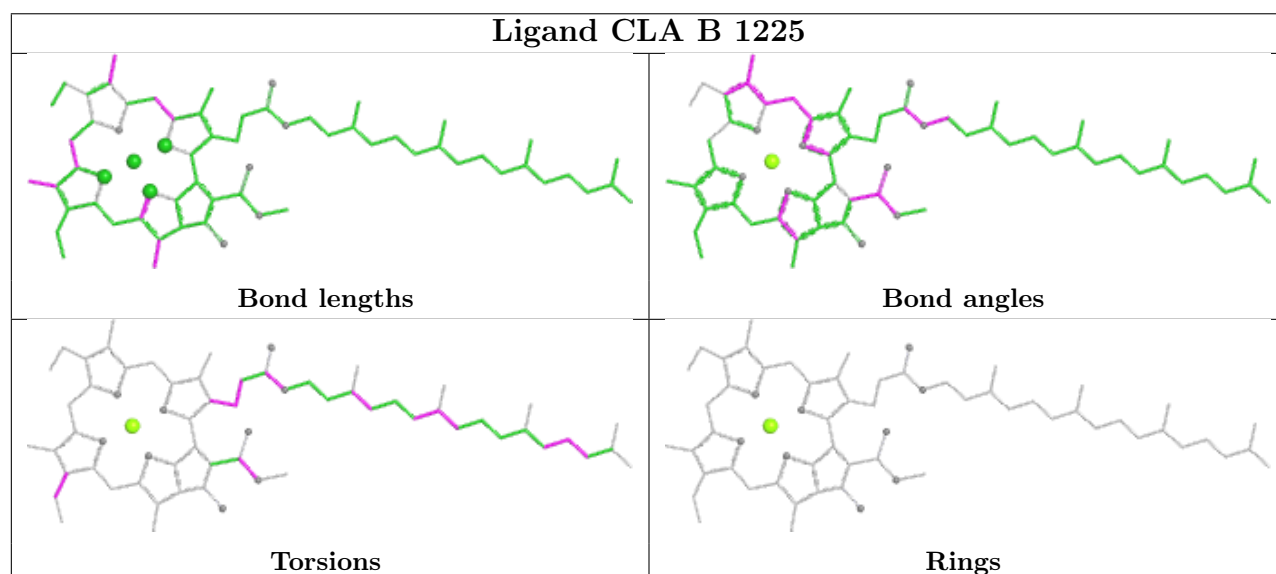
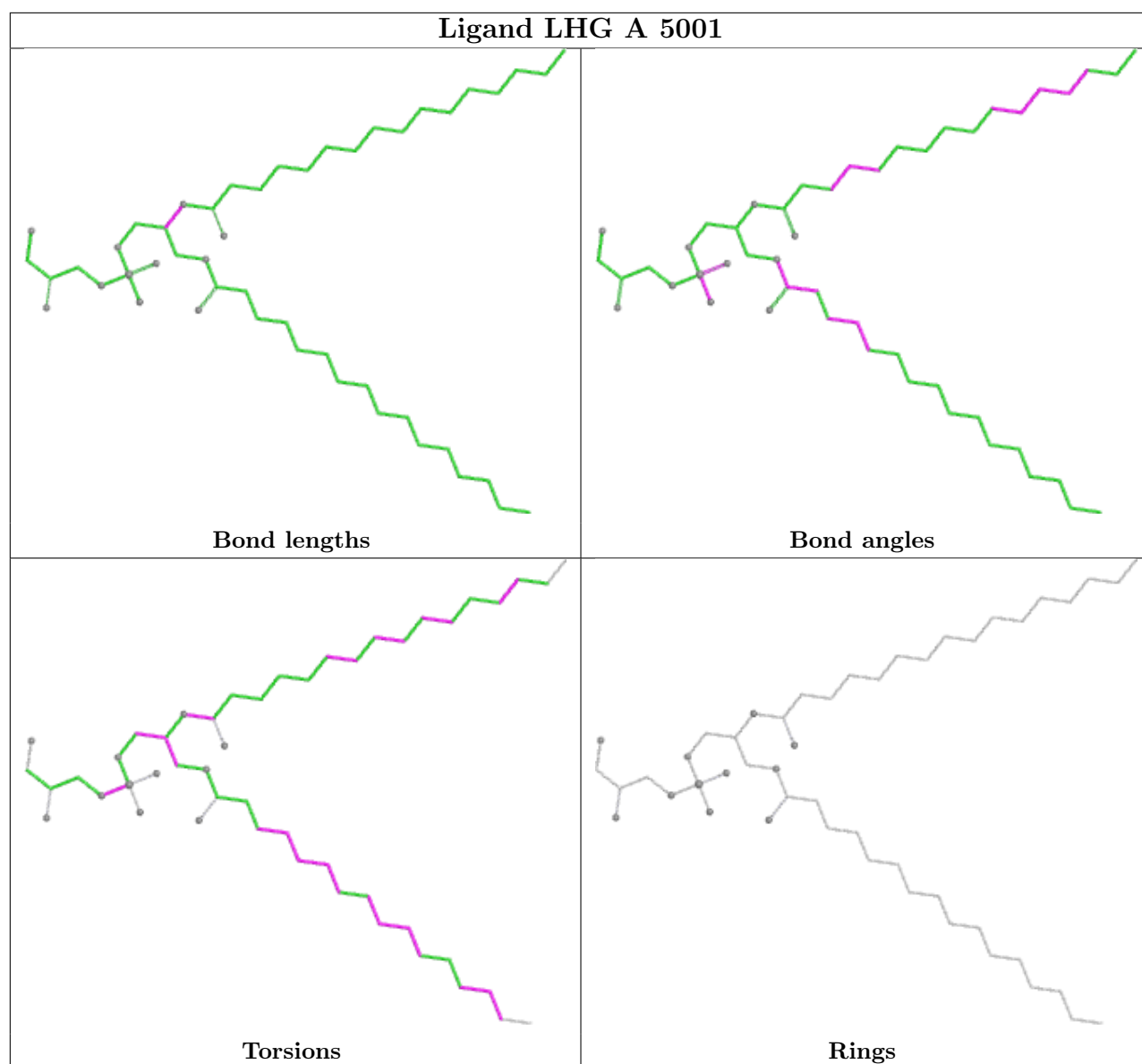


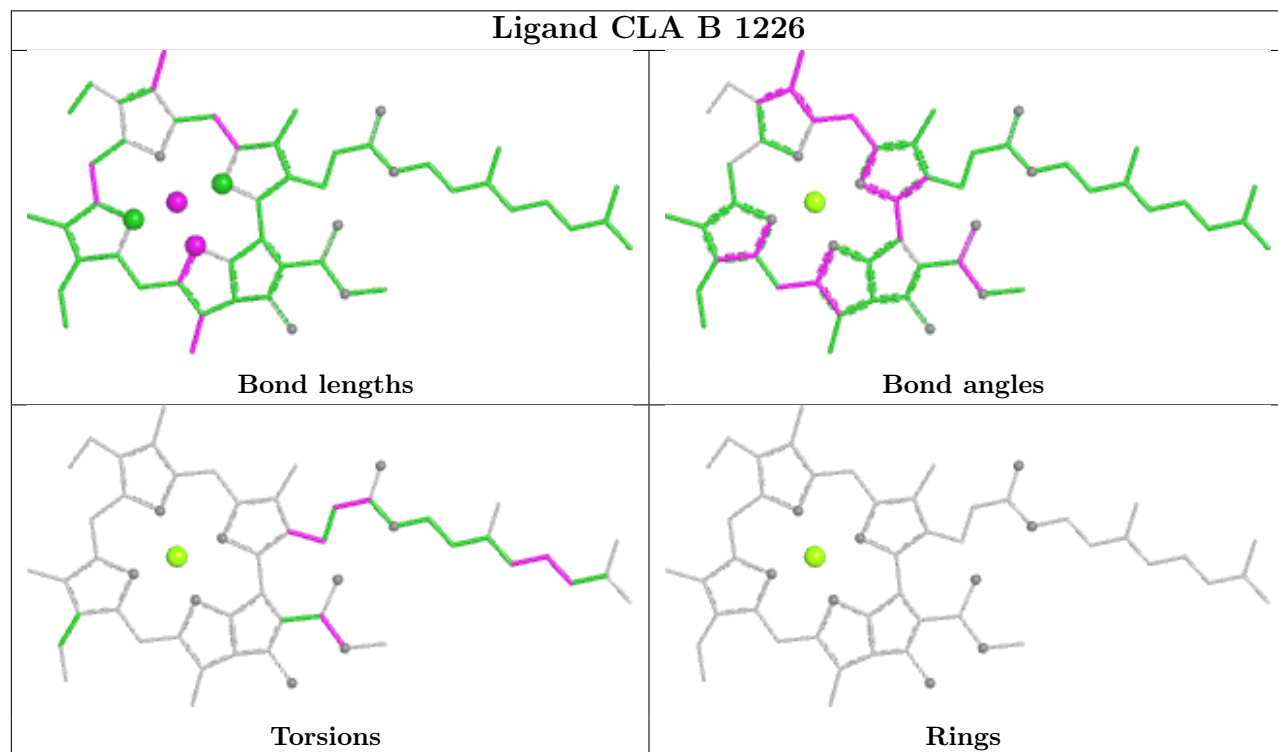
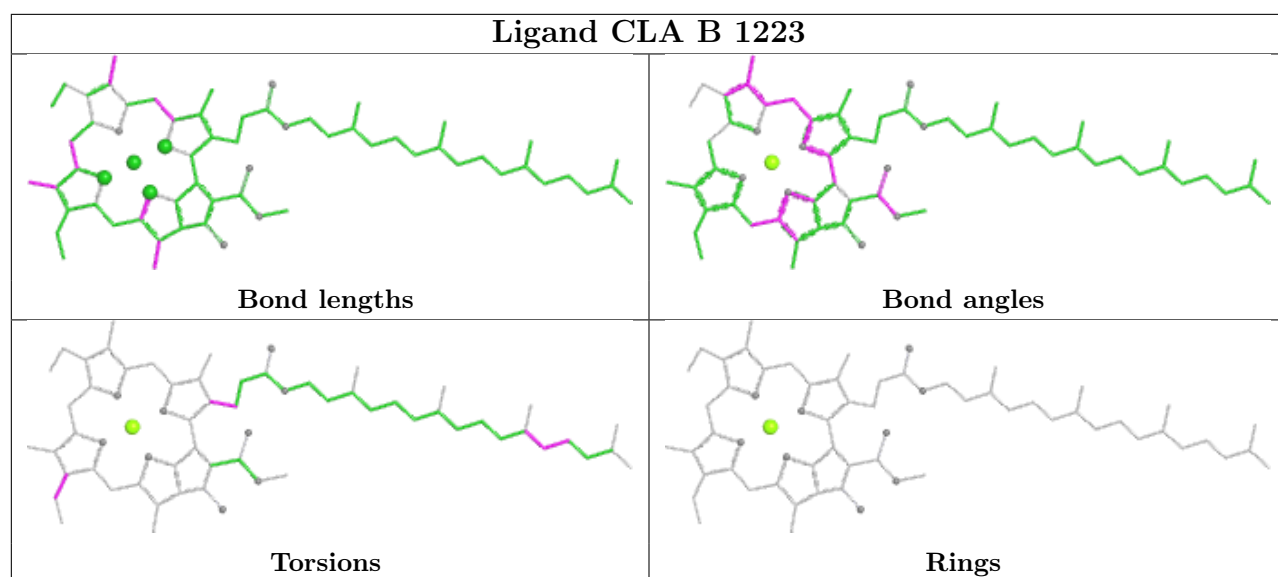
Ligand CLA 2 612

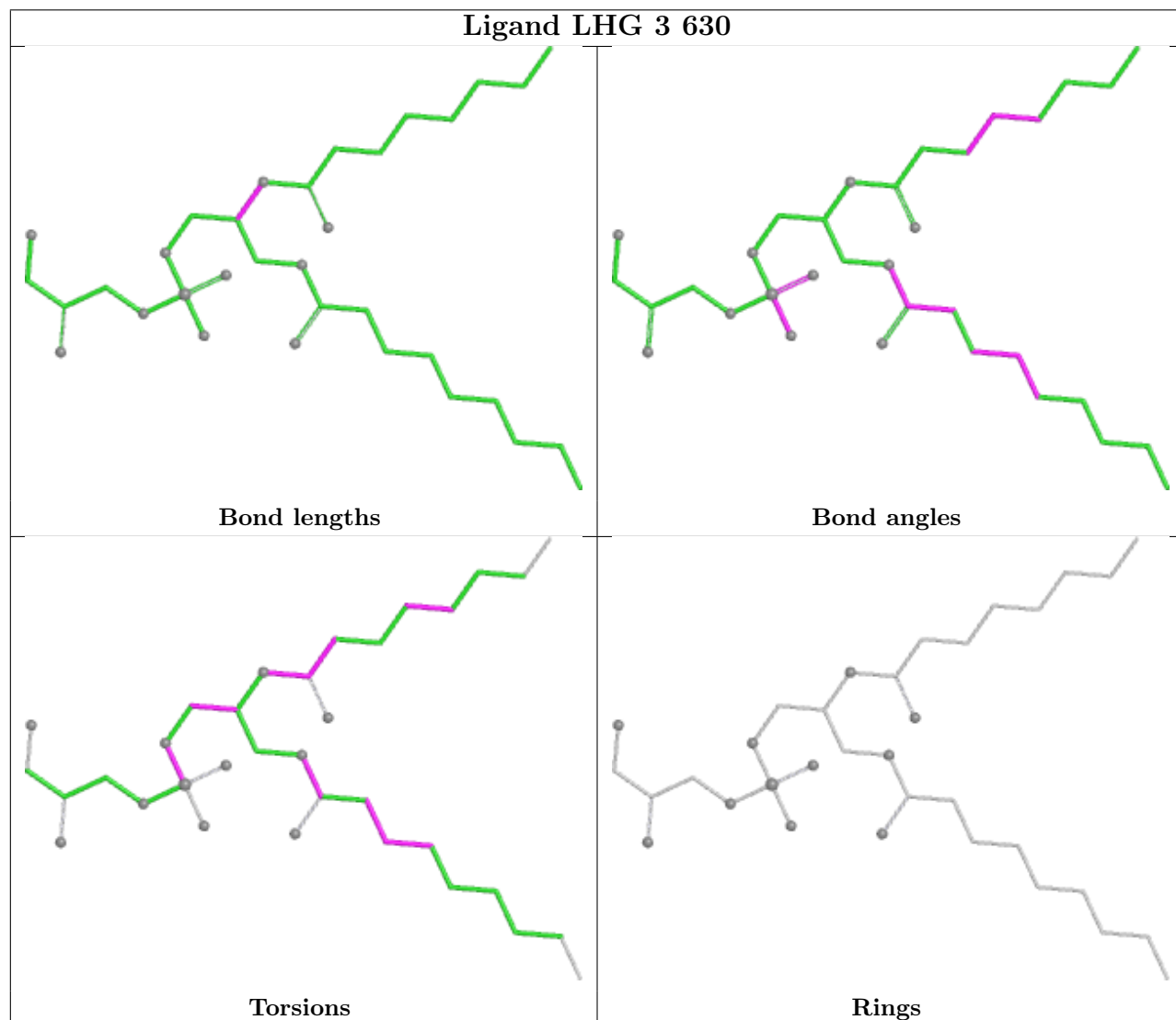
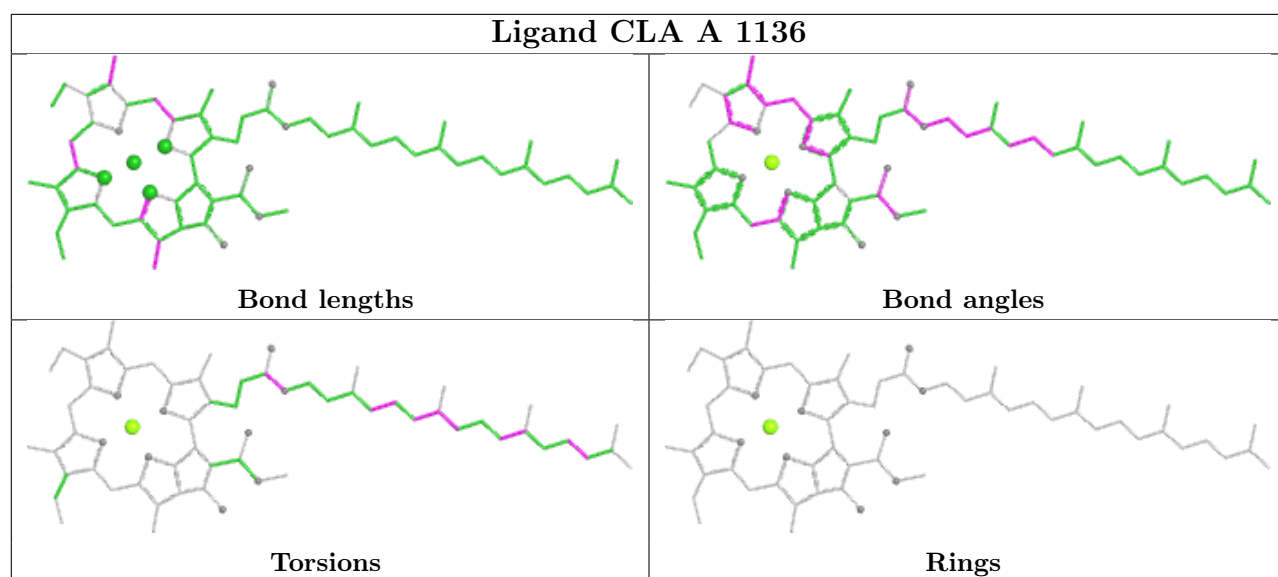


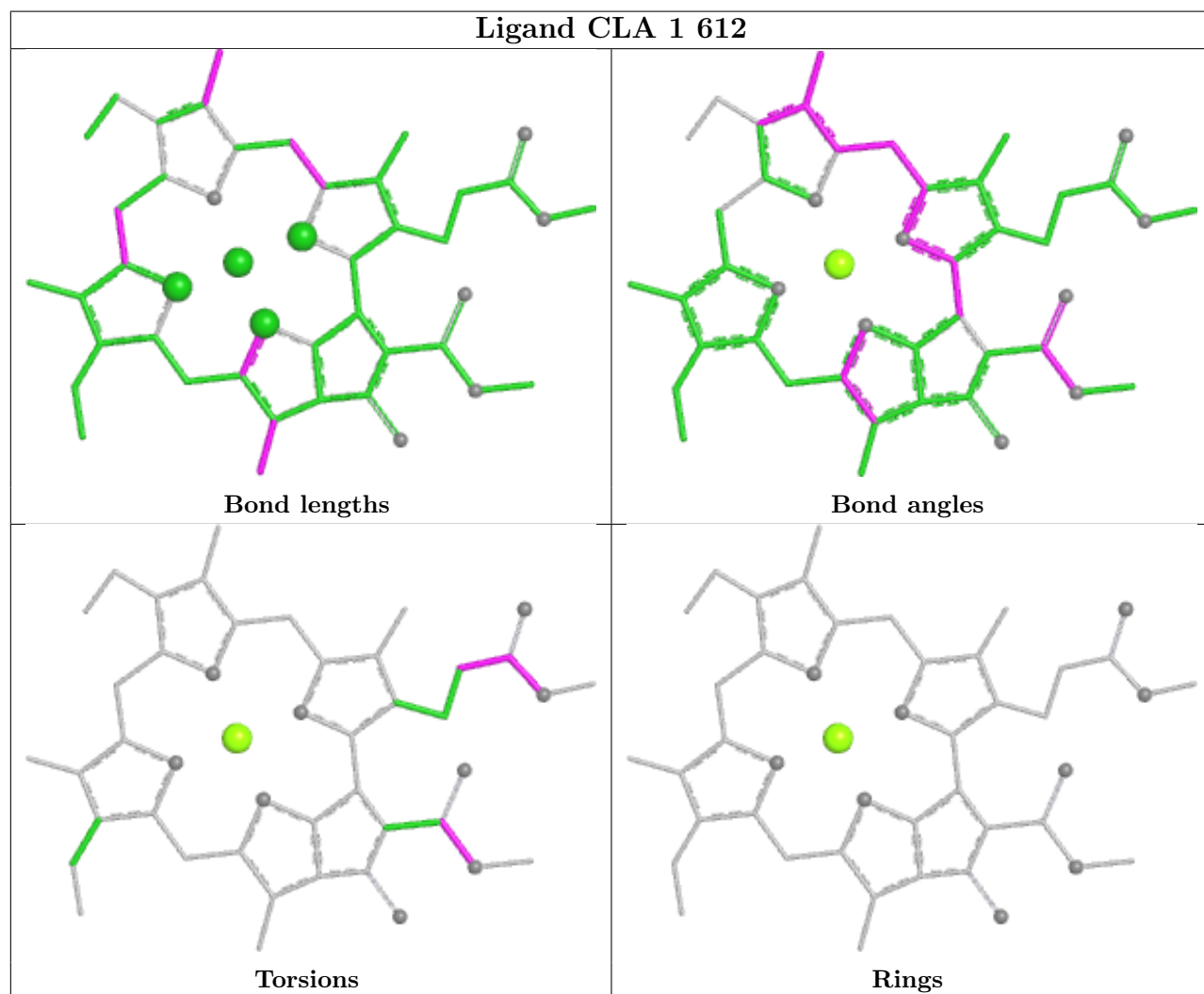
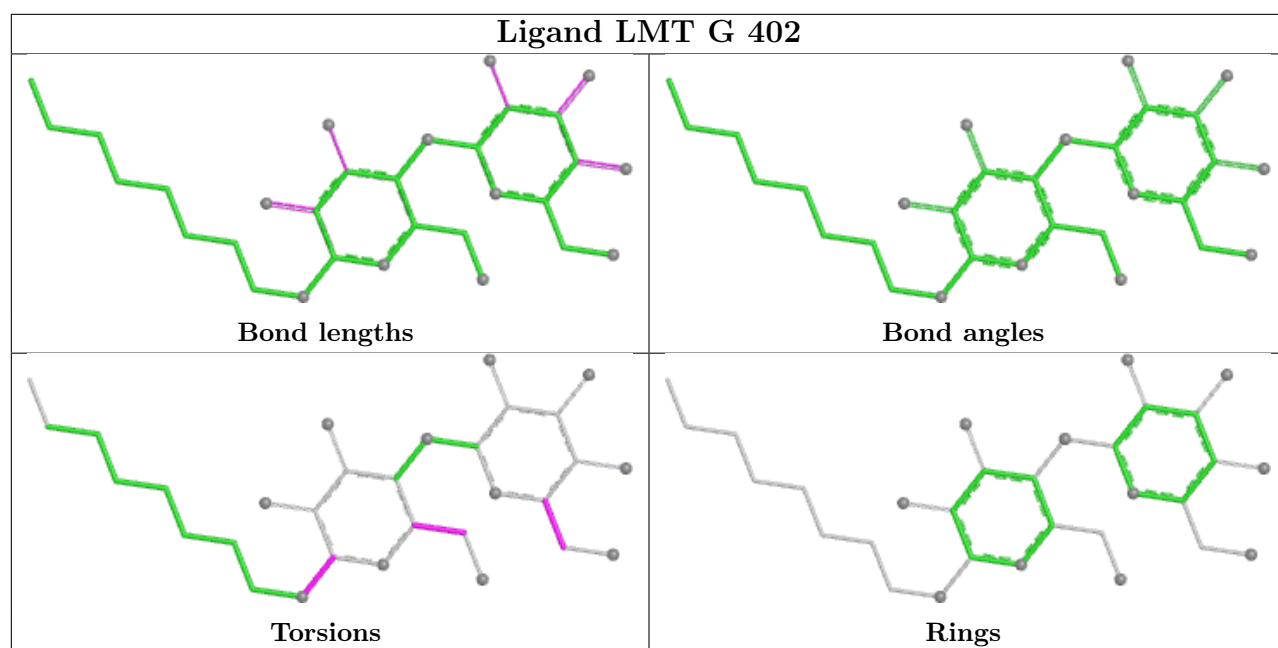


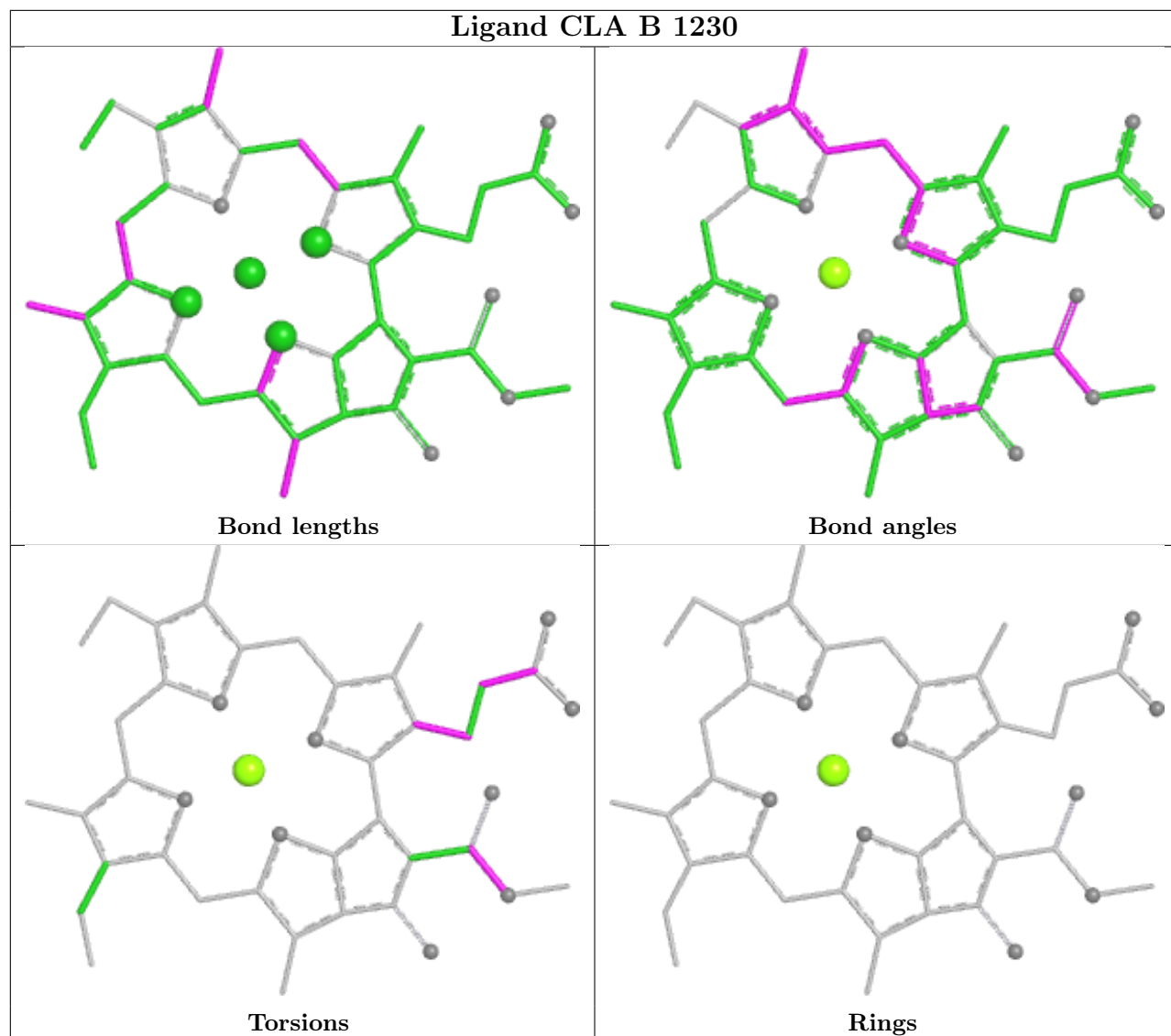




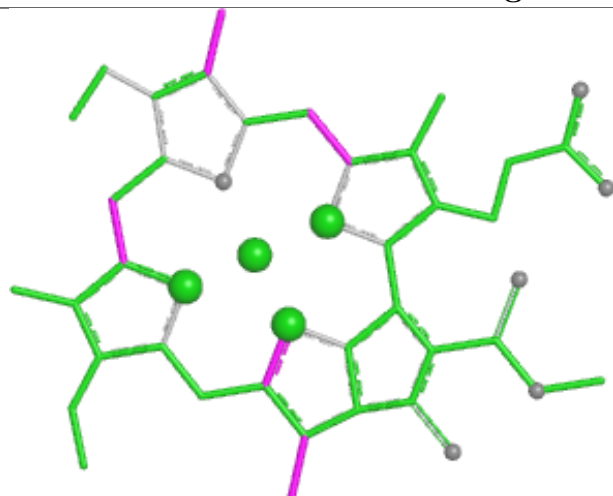




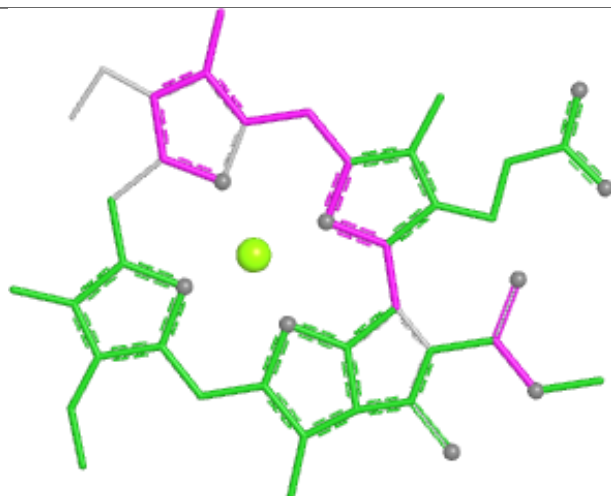




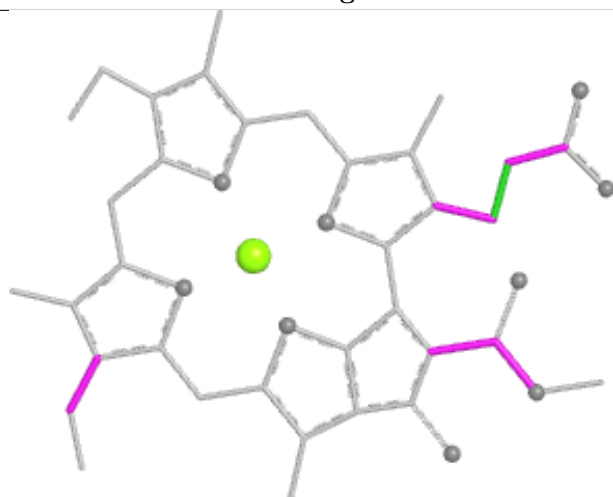
Ligand CLA A 1107



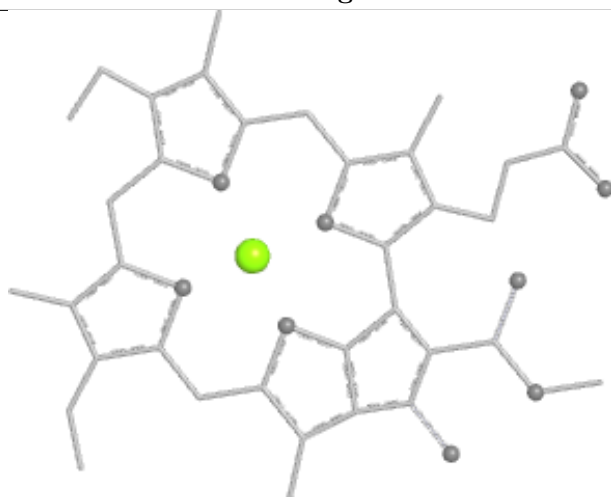
Bond lengths



Bond angles

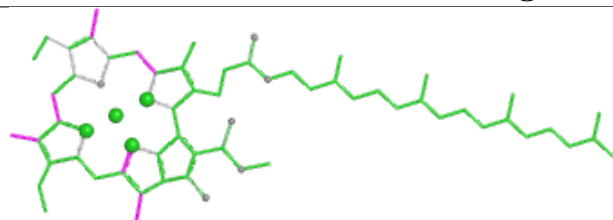


Torsions

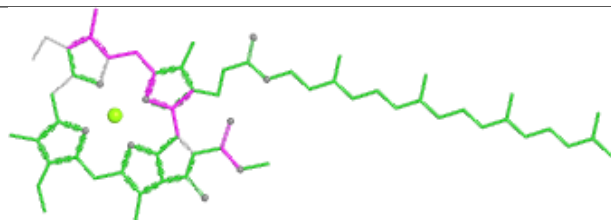


Rings

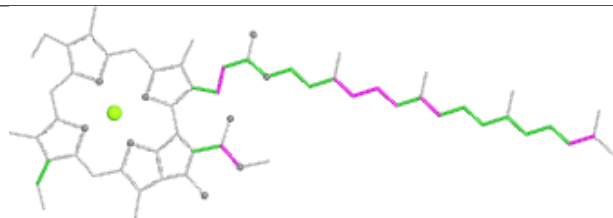
Ligand CLA 2 613



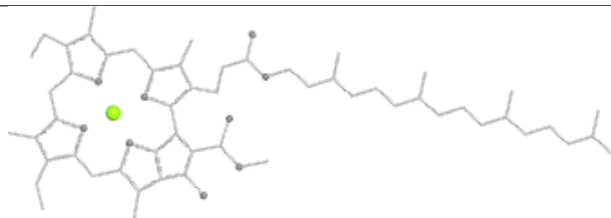
Bond lengths



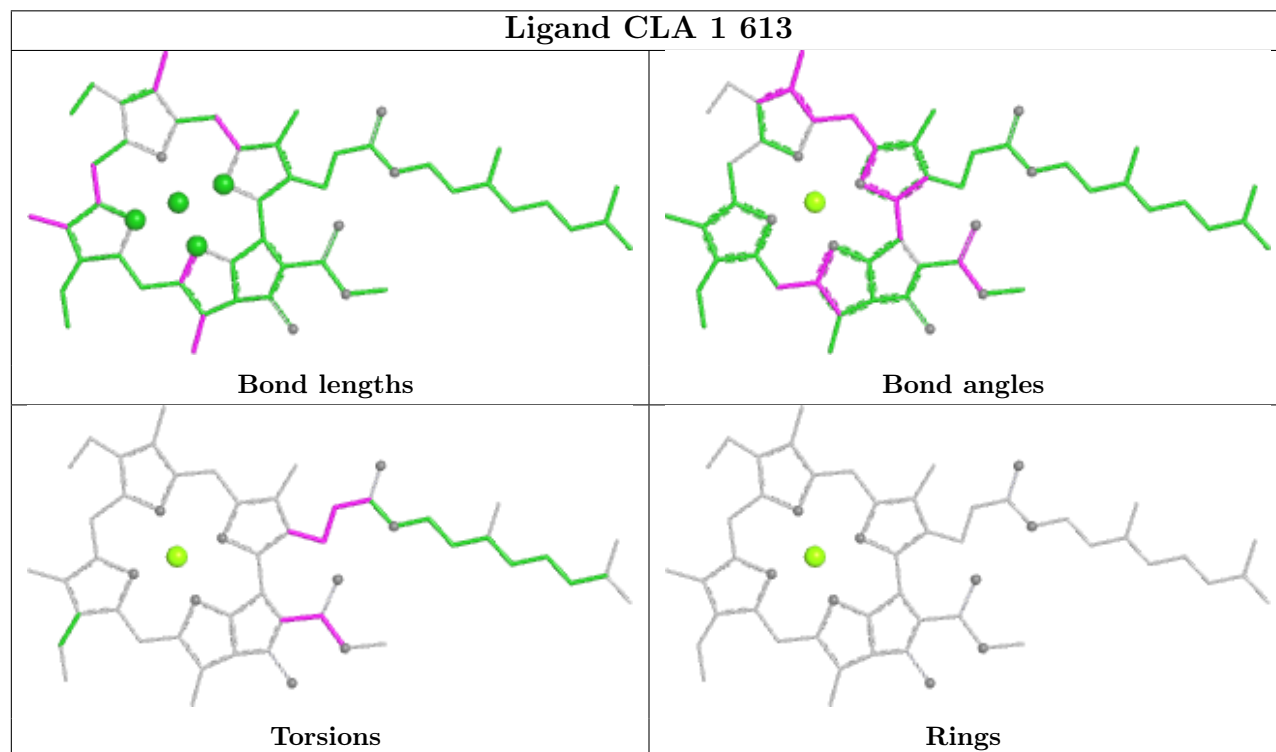
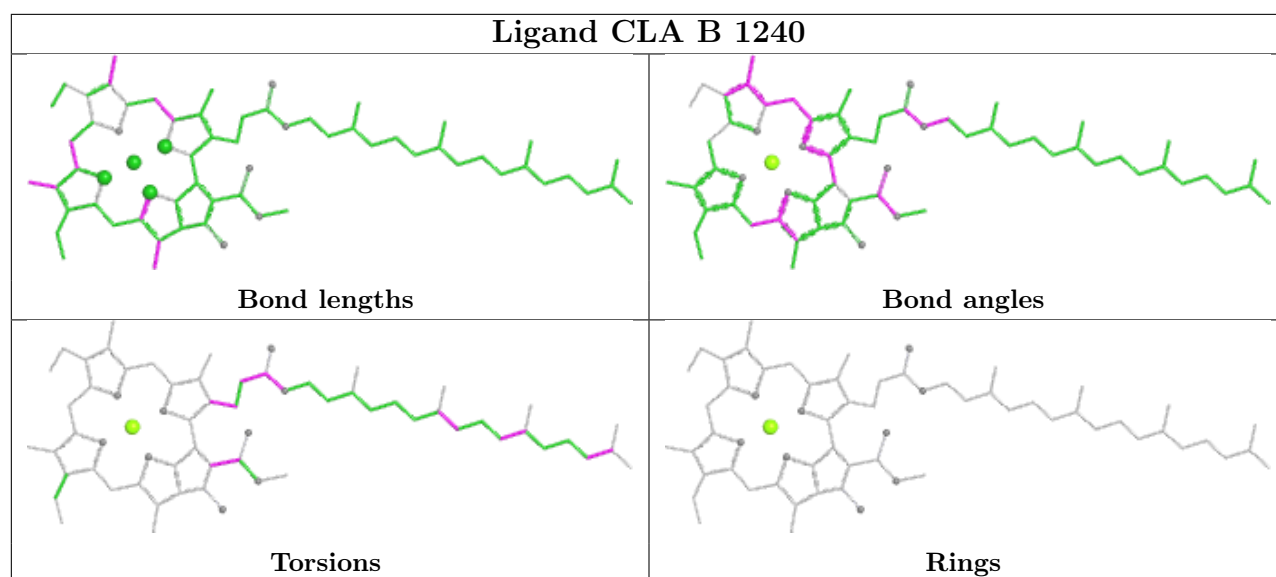
Bond angles



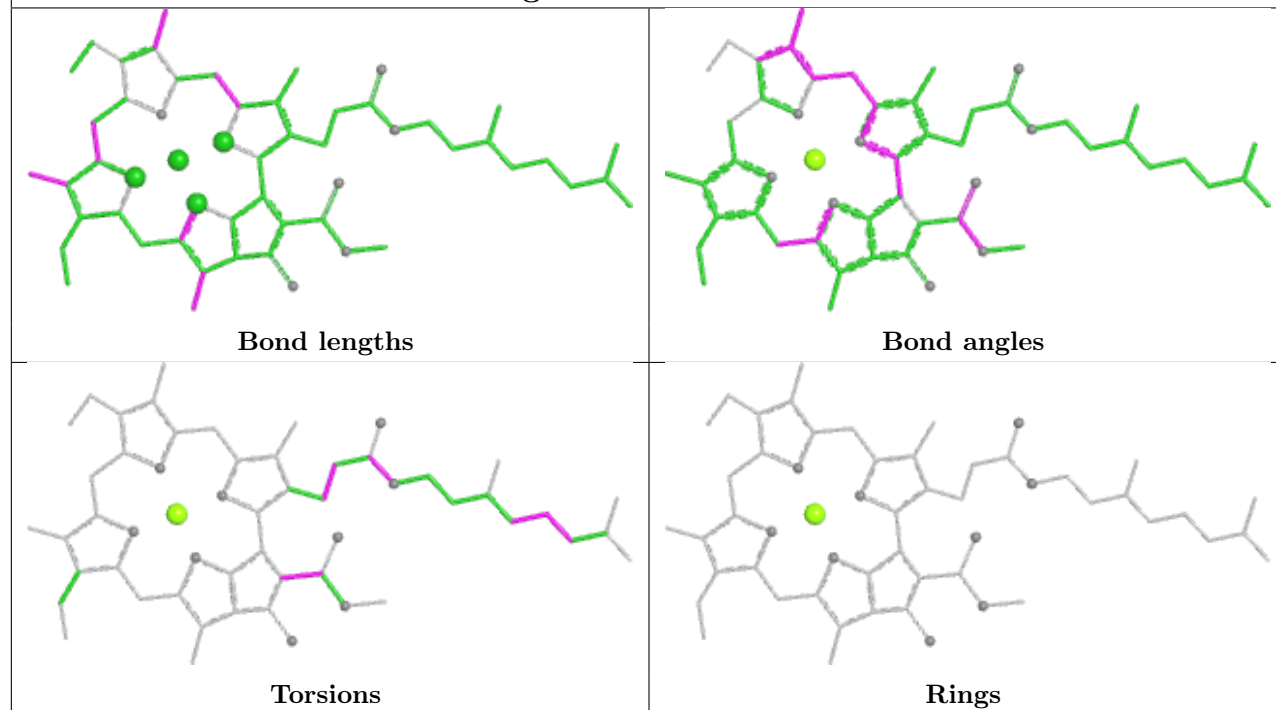
Torsions



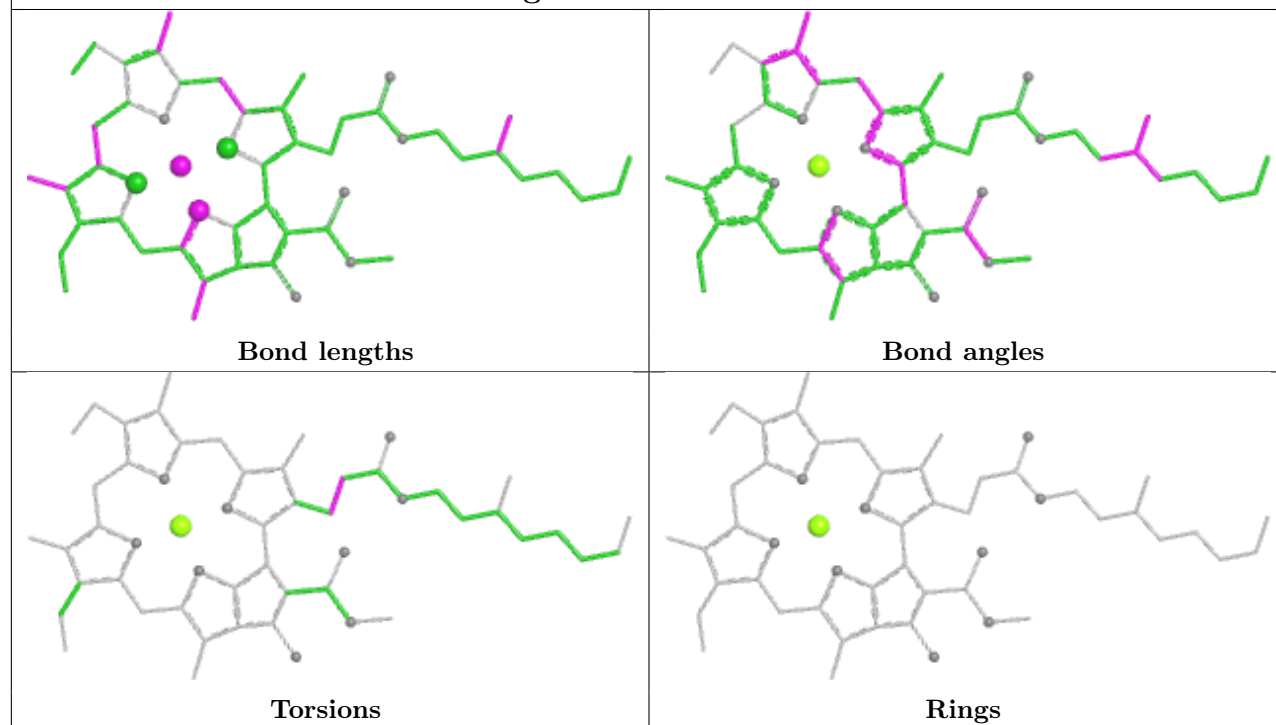
Rings

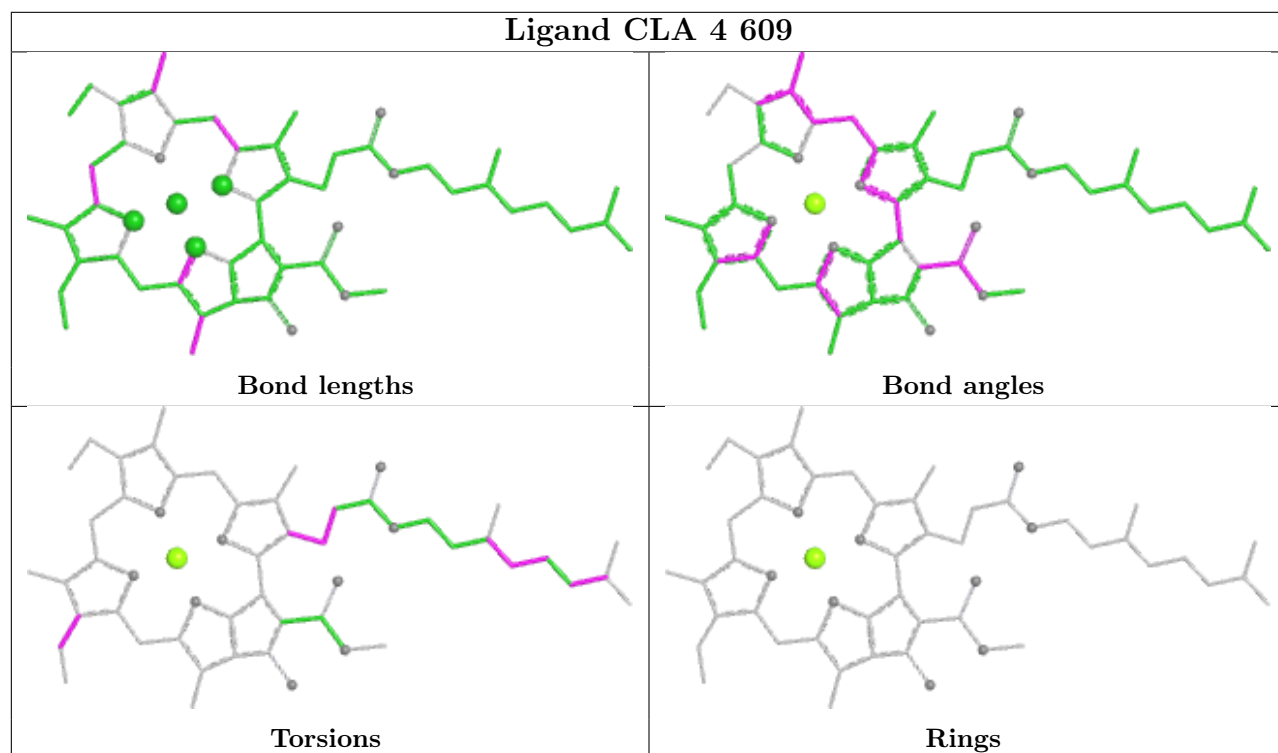
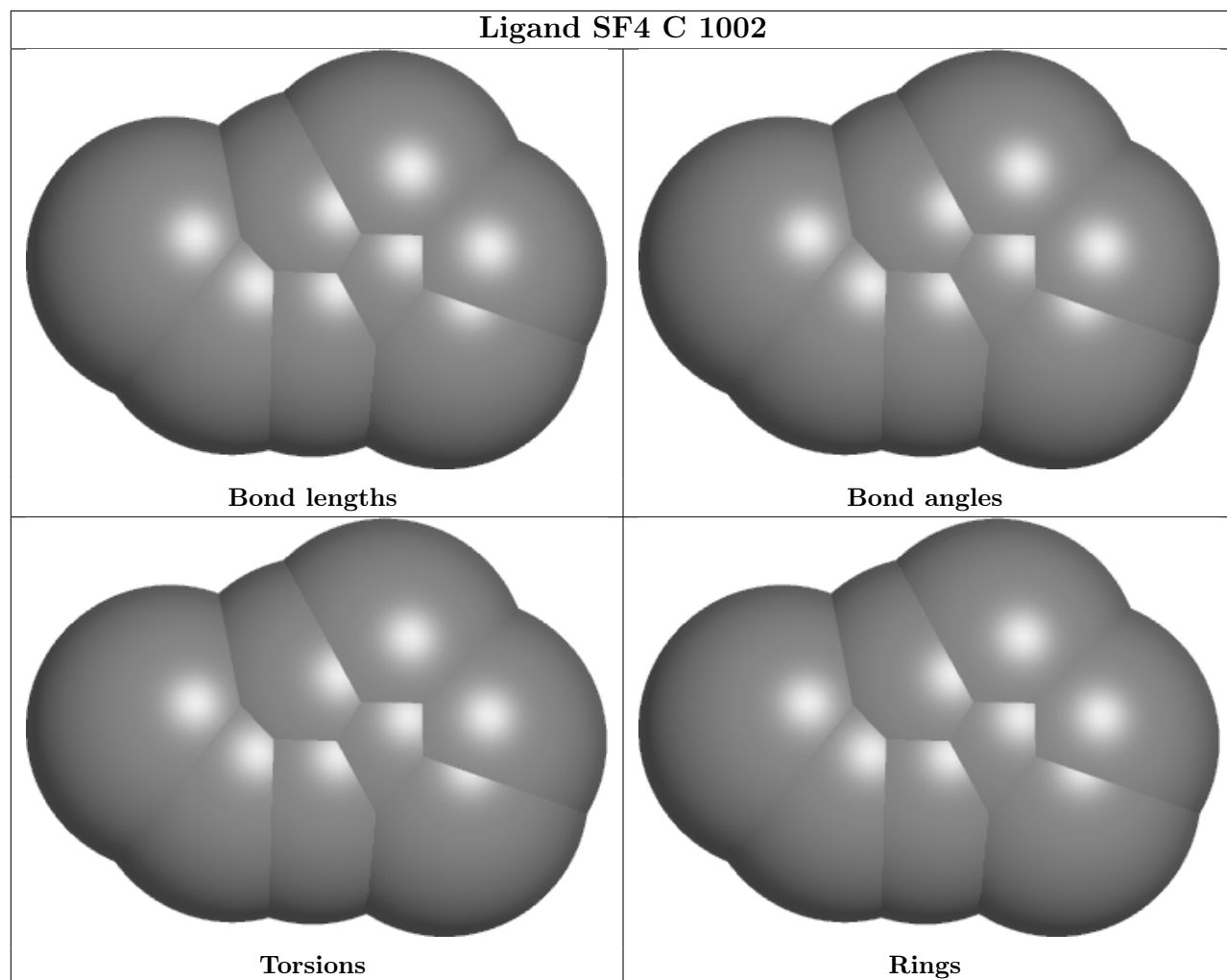


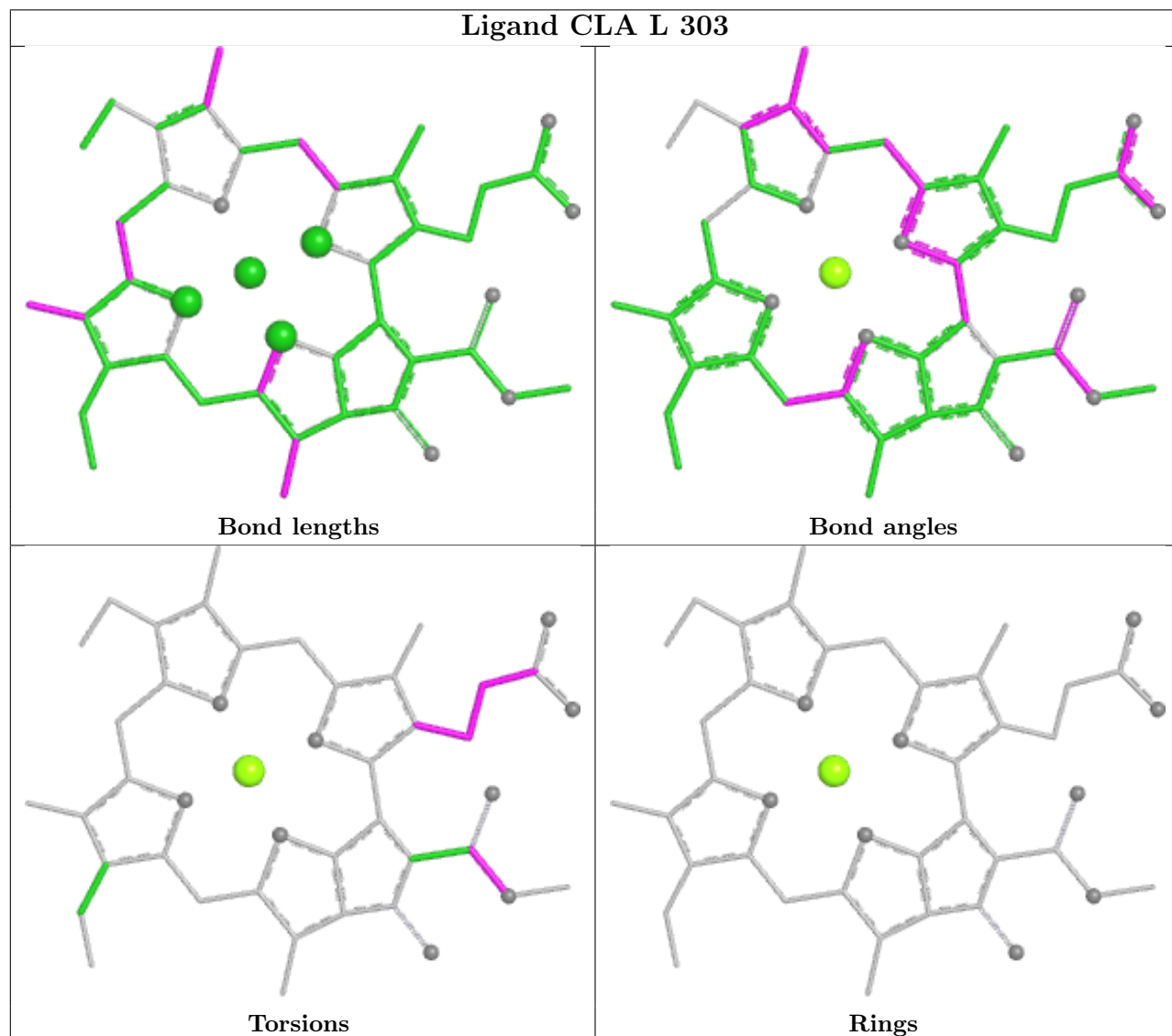
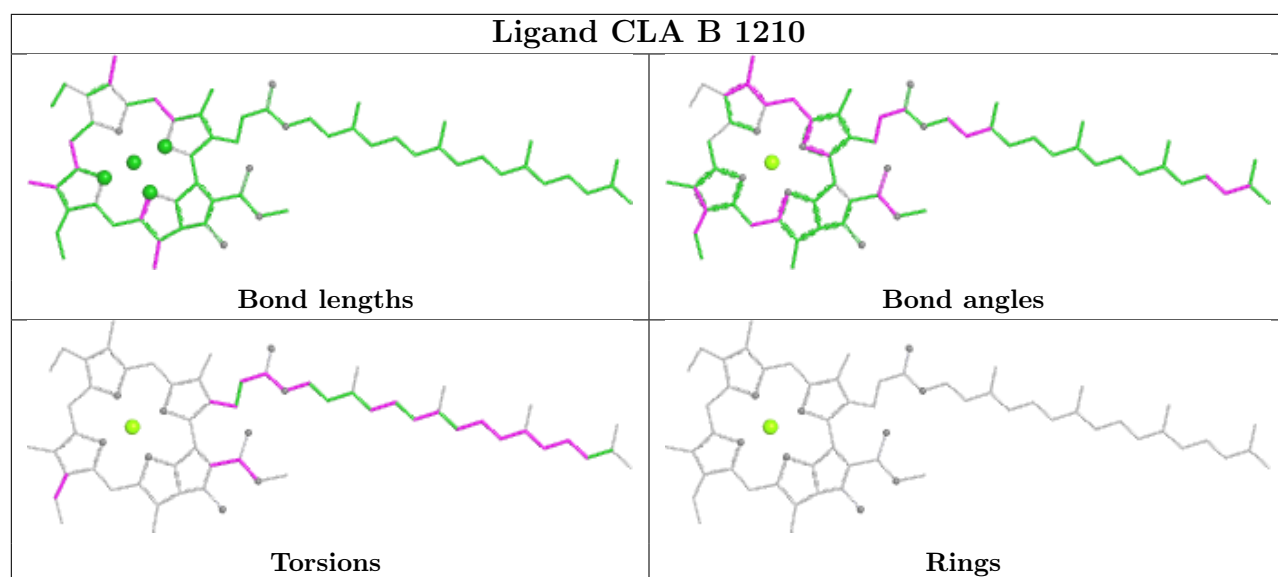
Ligand CLA A 1106



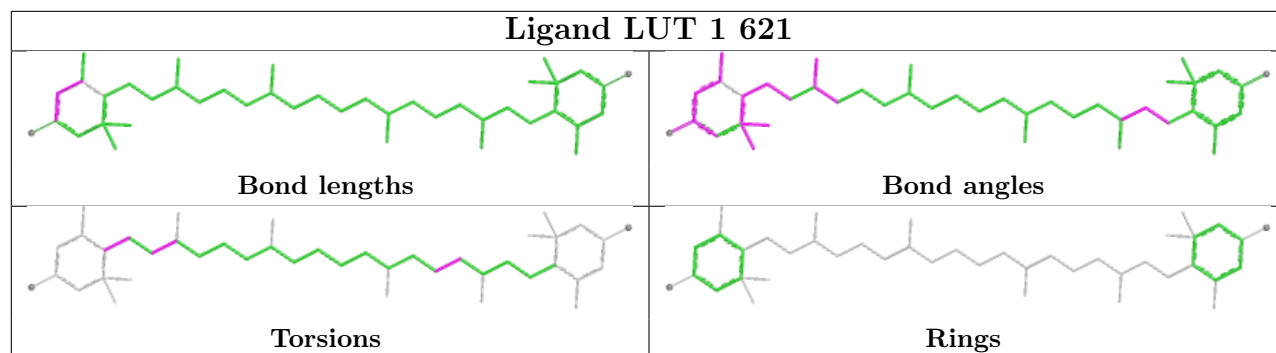
Ligand CLA B 1221



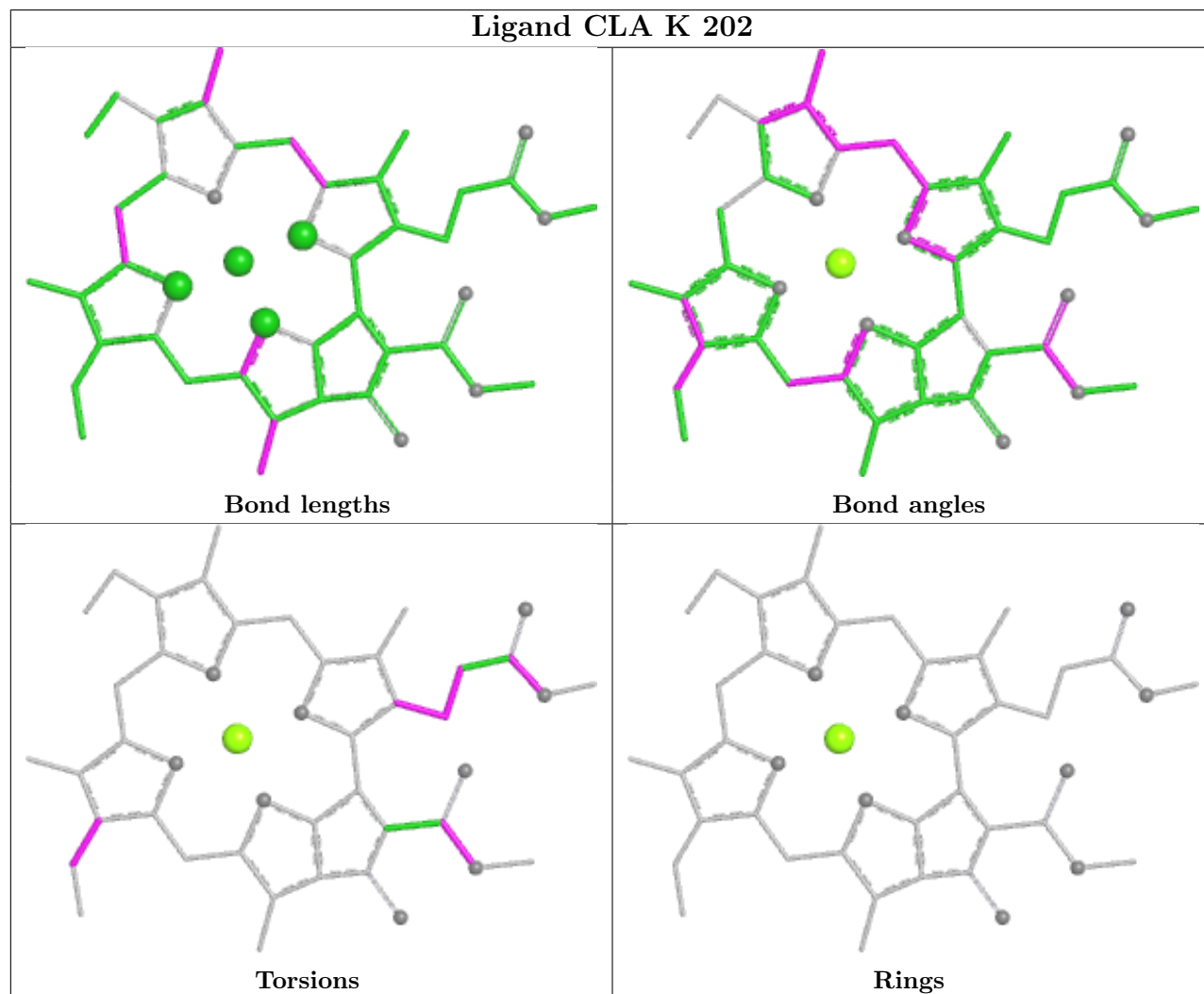


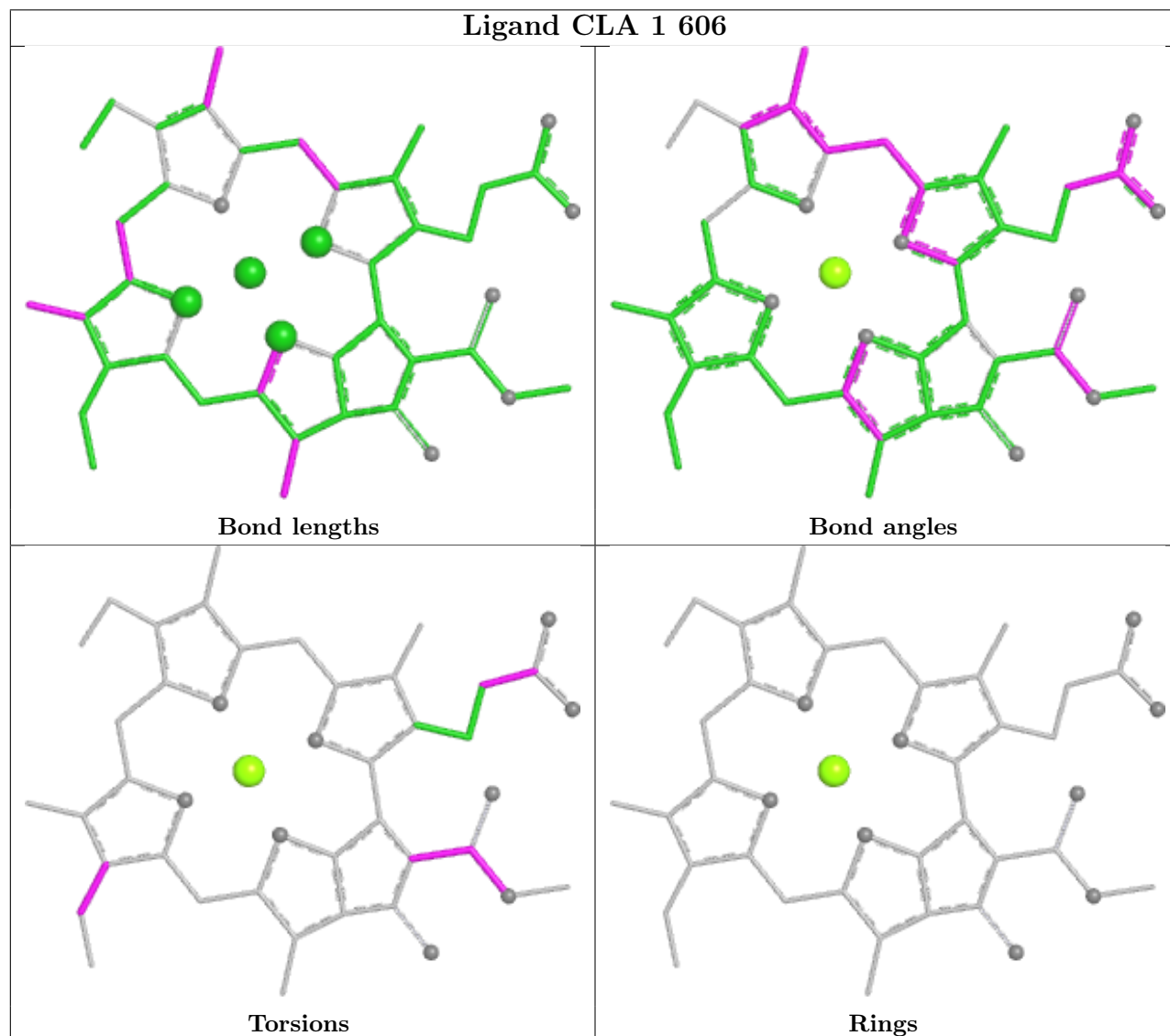
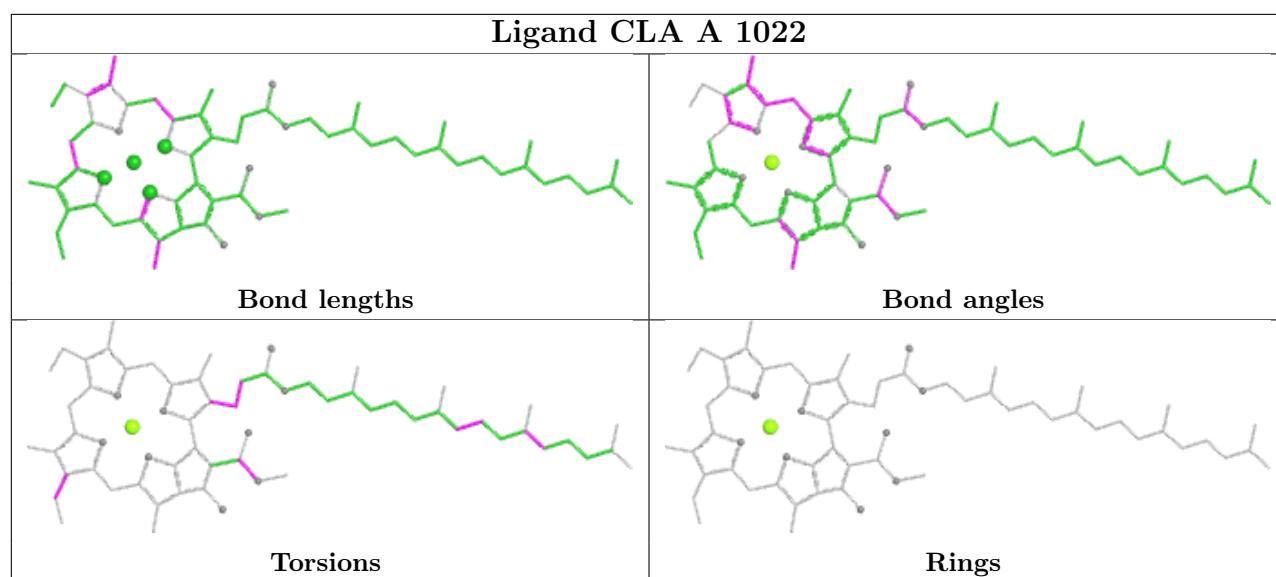


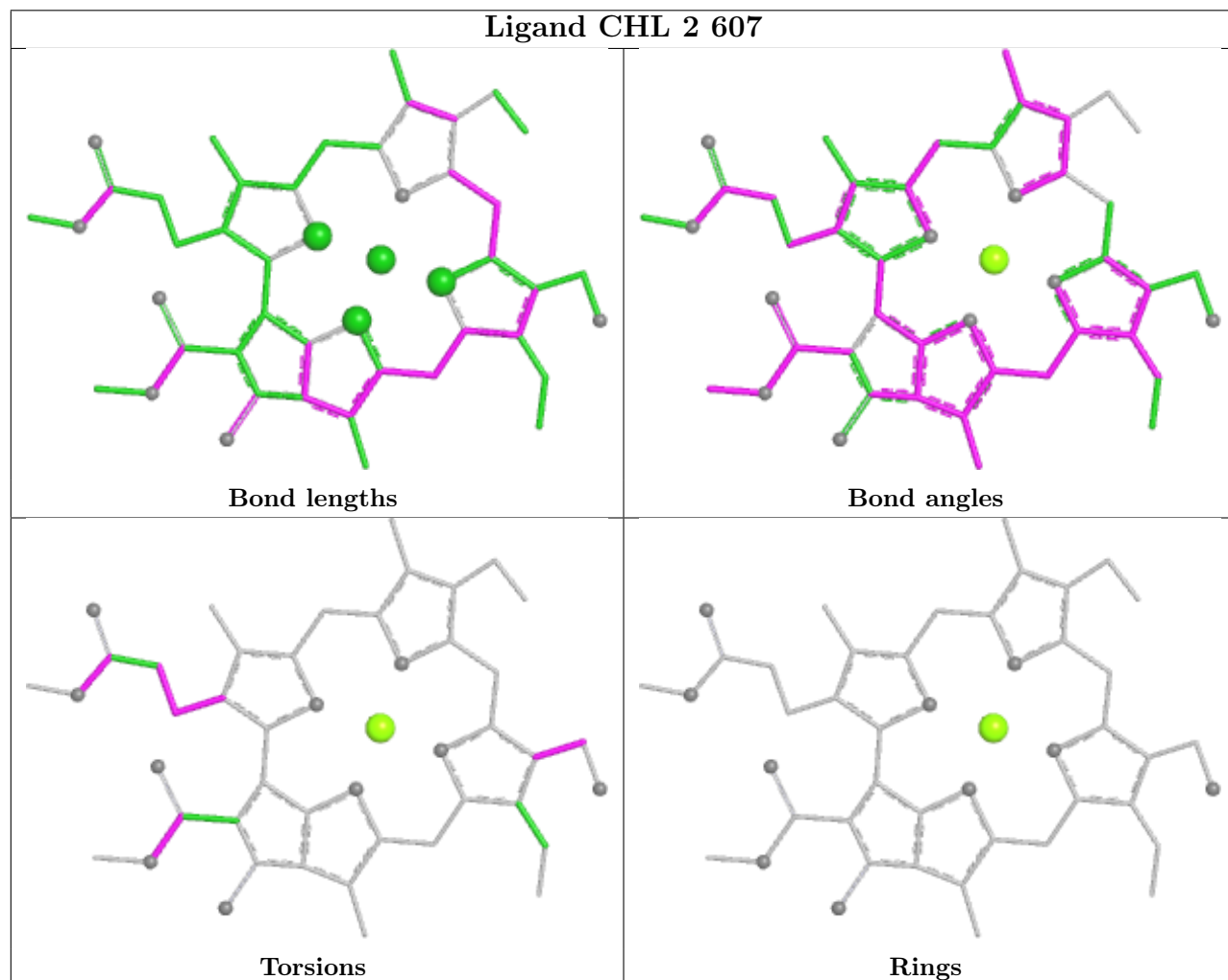
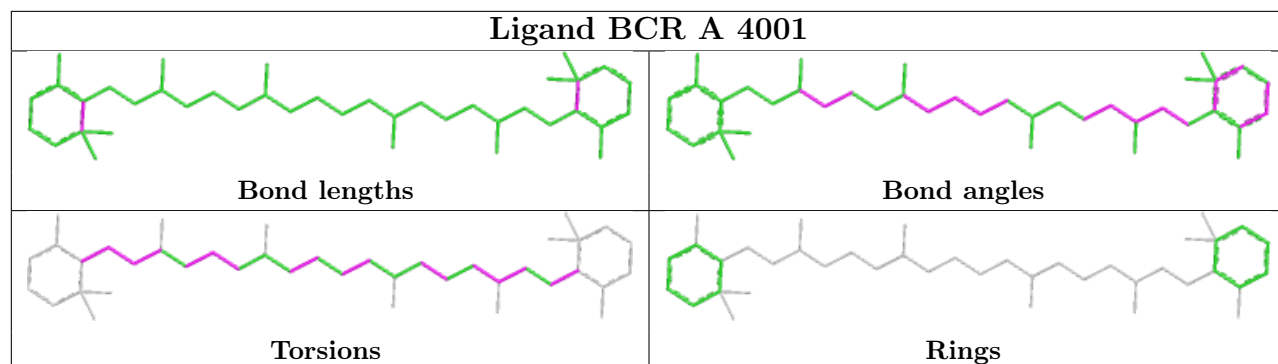
Ligand LUT 1 621



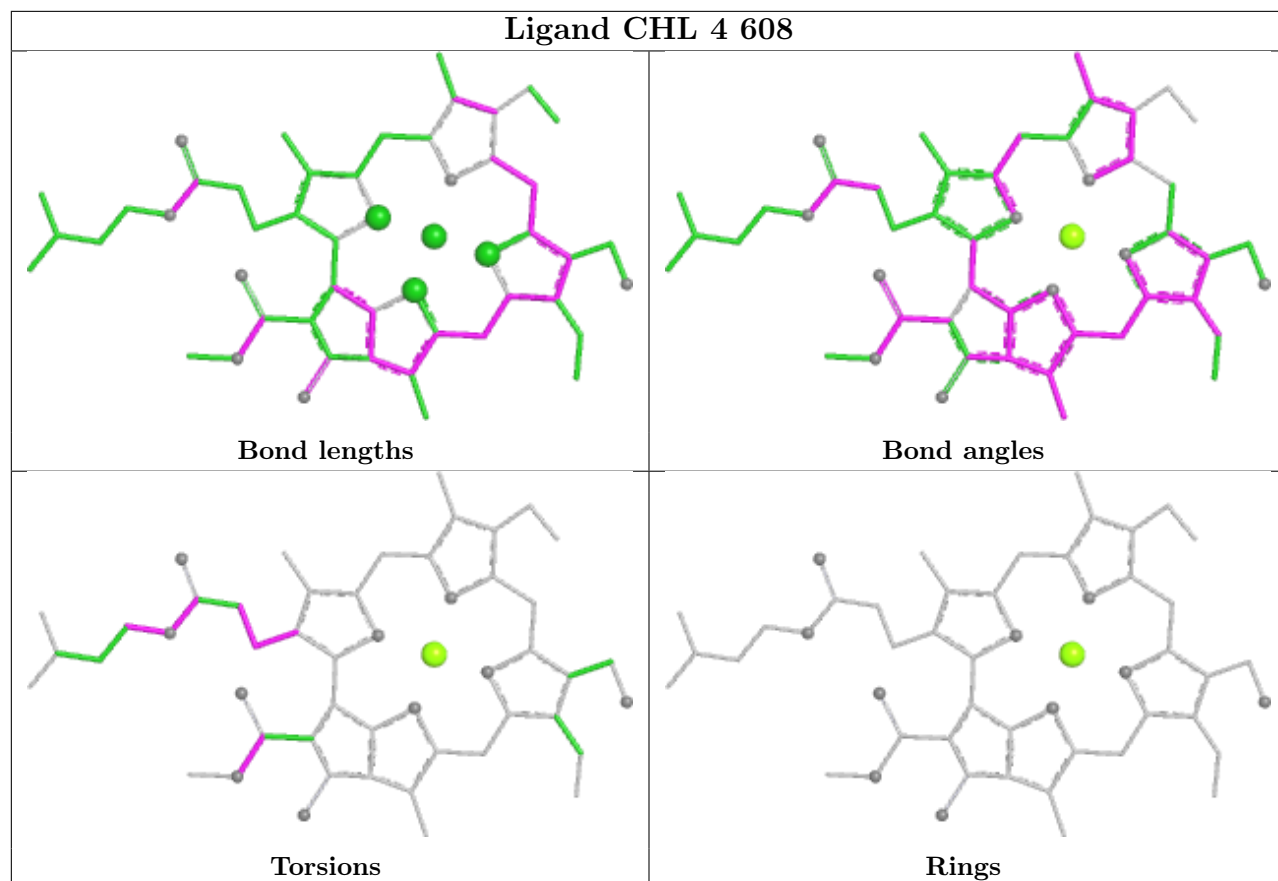
Ligand CLA K 202



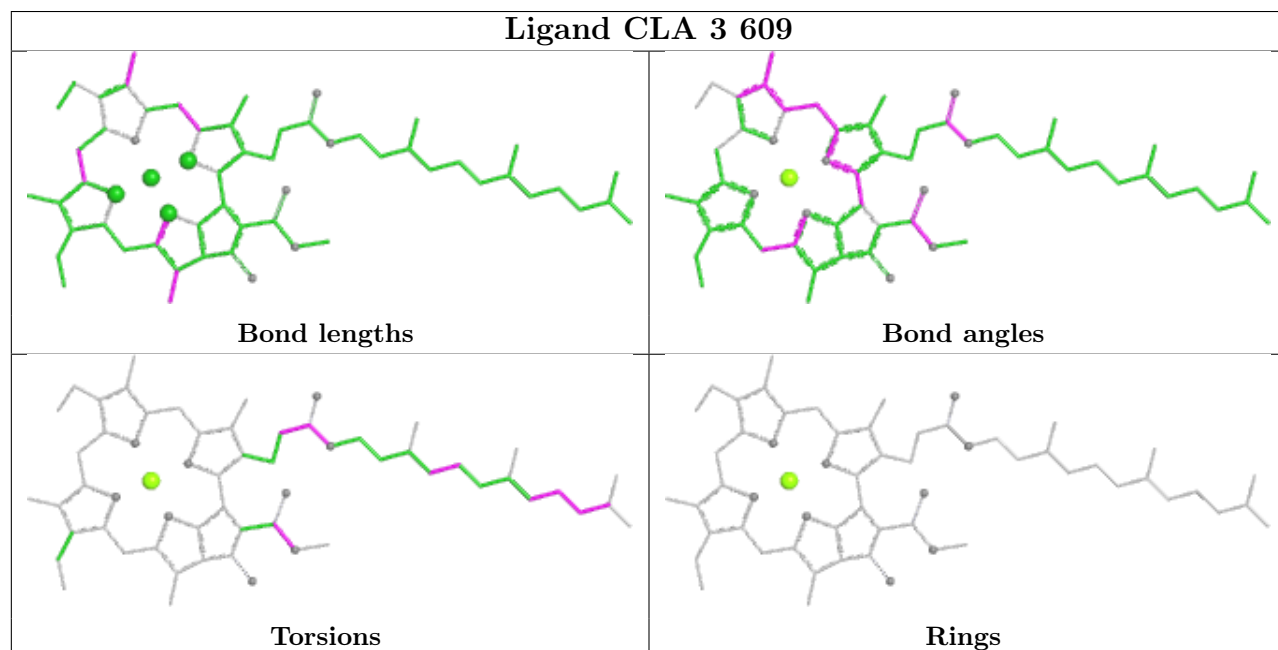


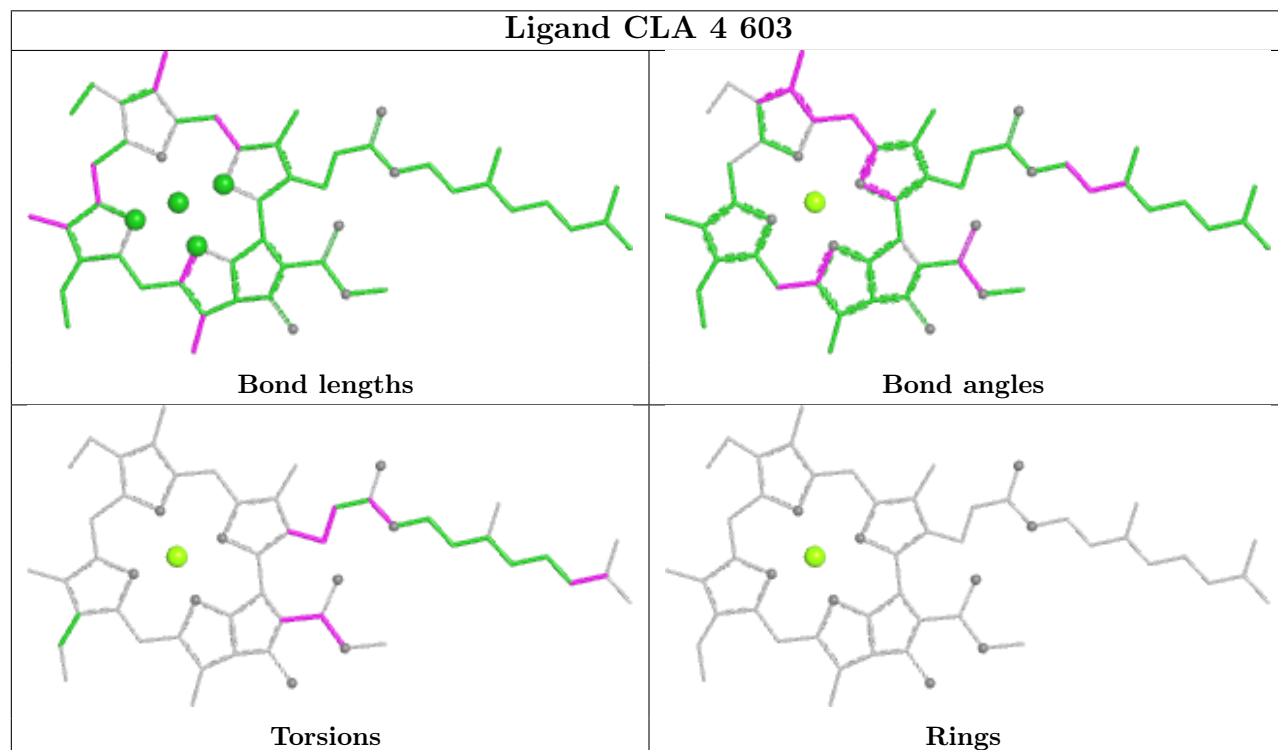
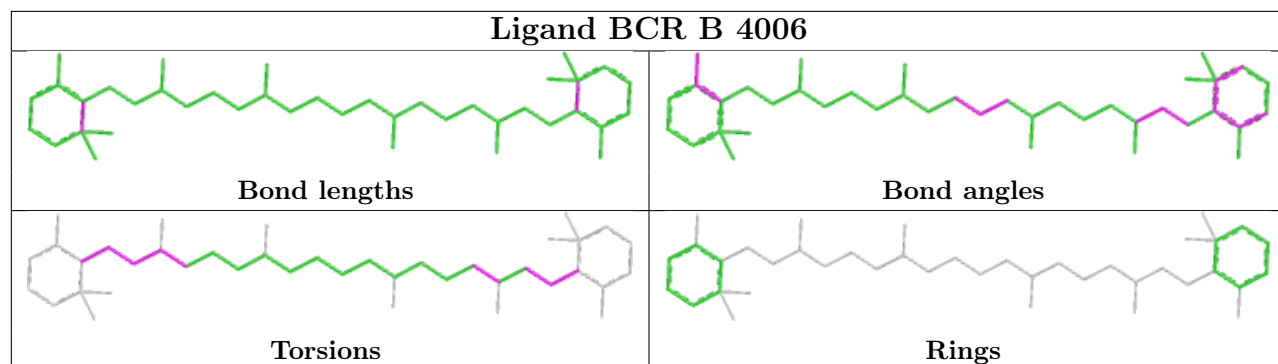


Ligand CHL 4 608

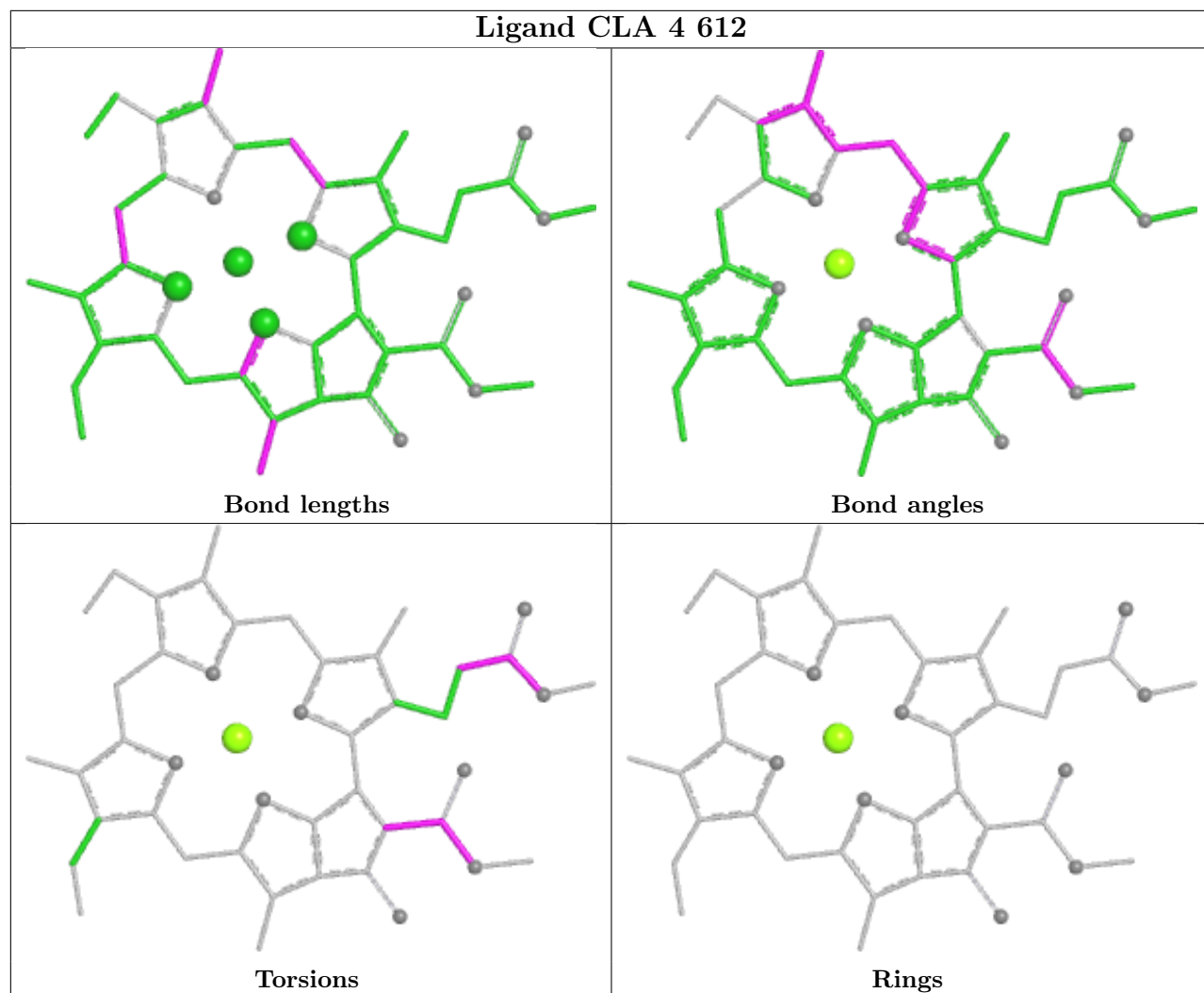


Ligand CLA 3 609

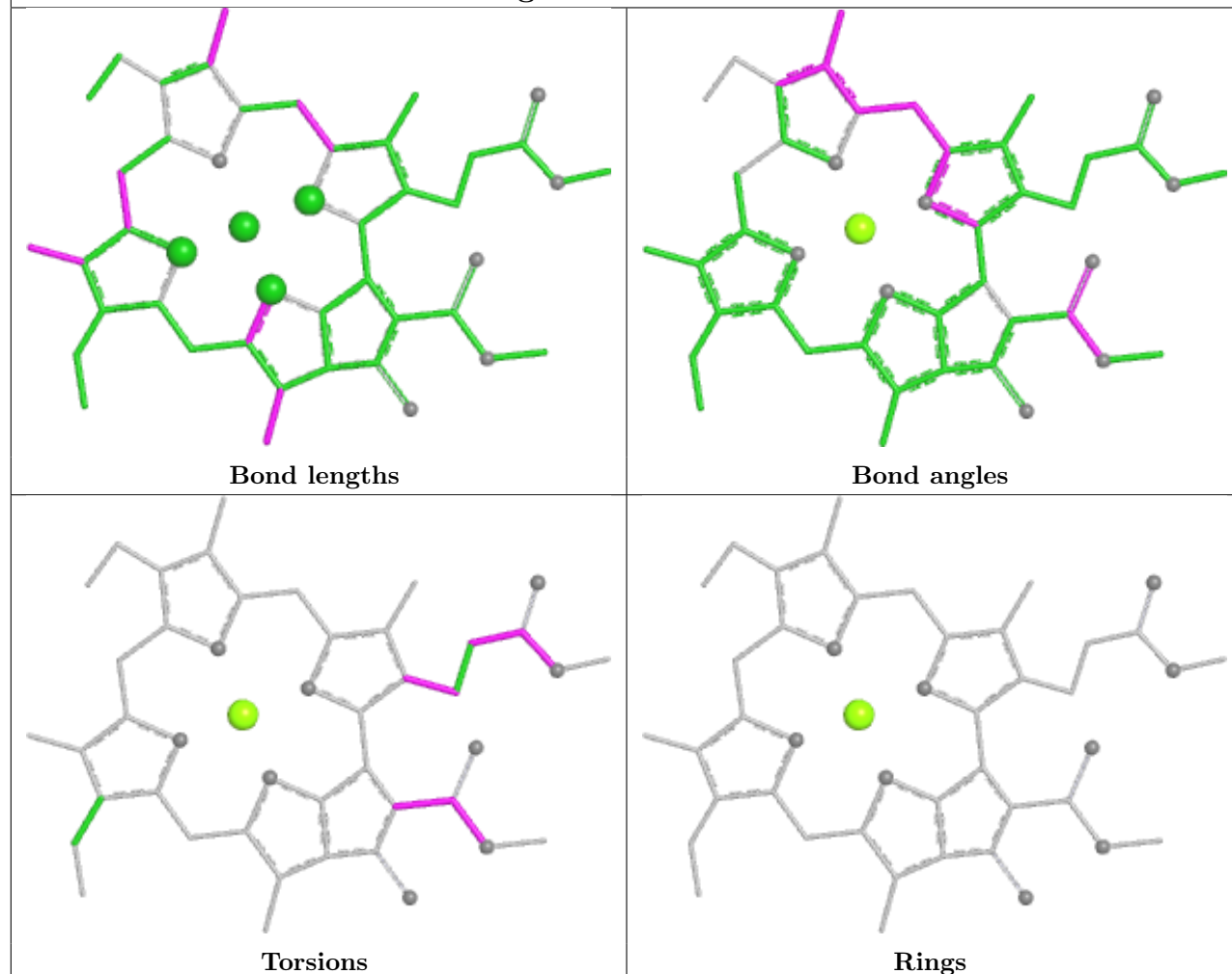




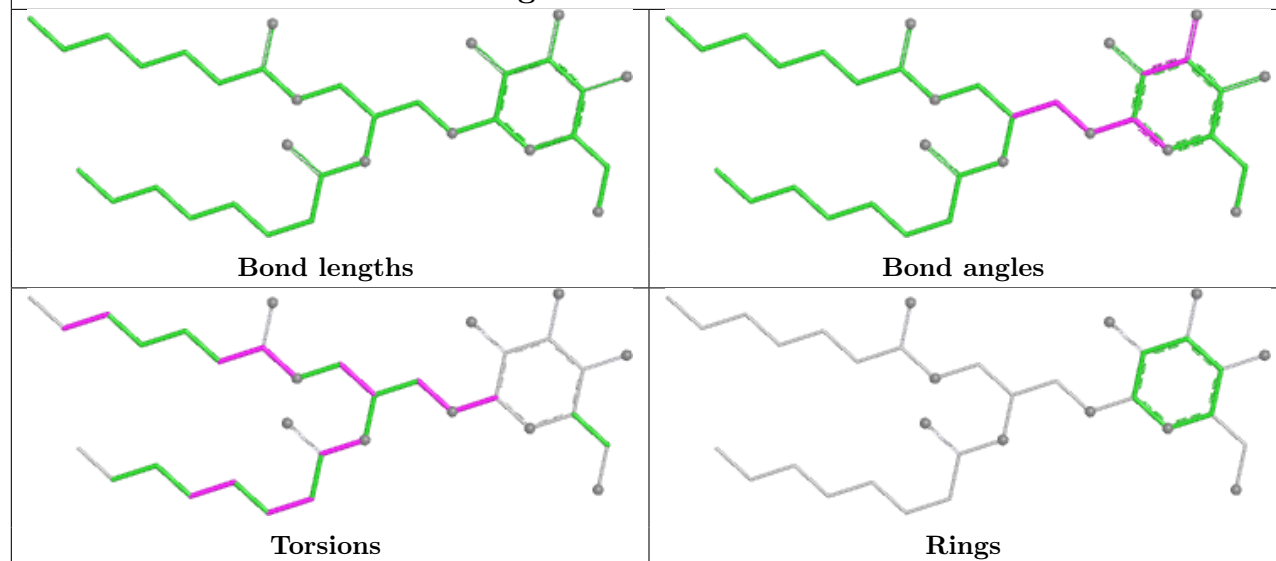
Ligand CLA 4 612

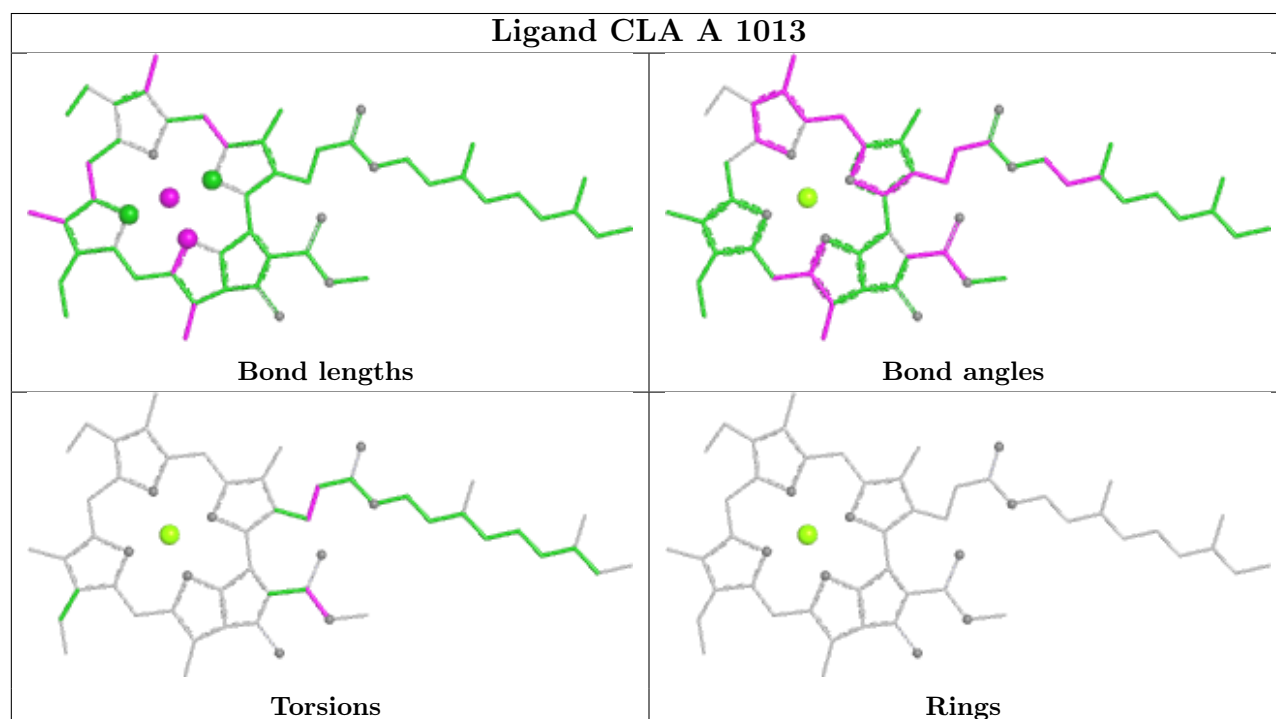
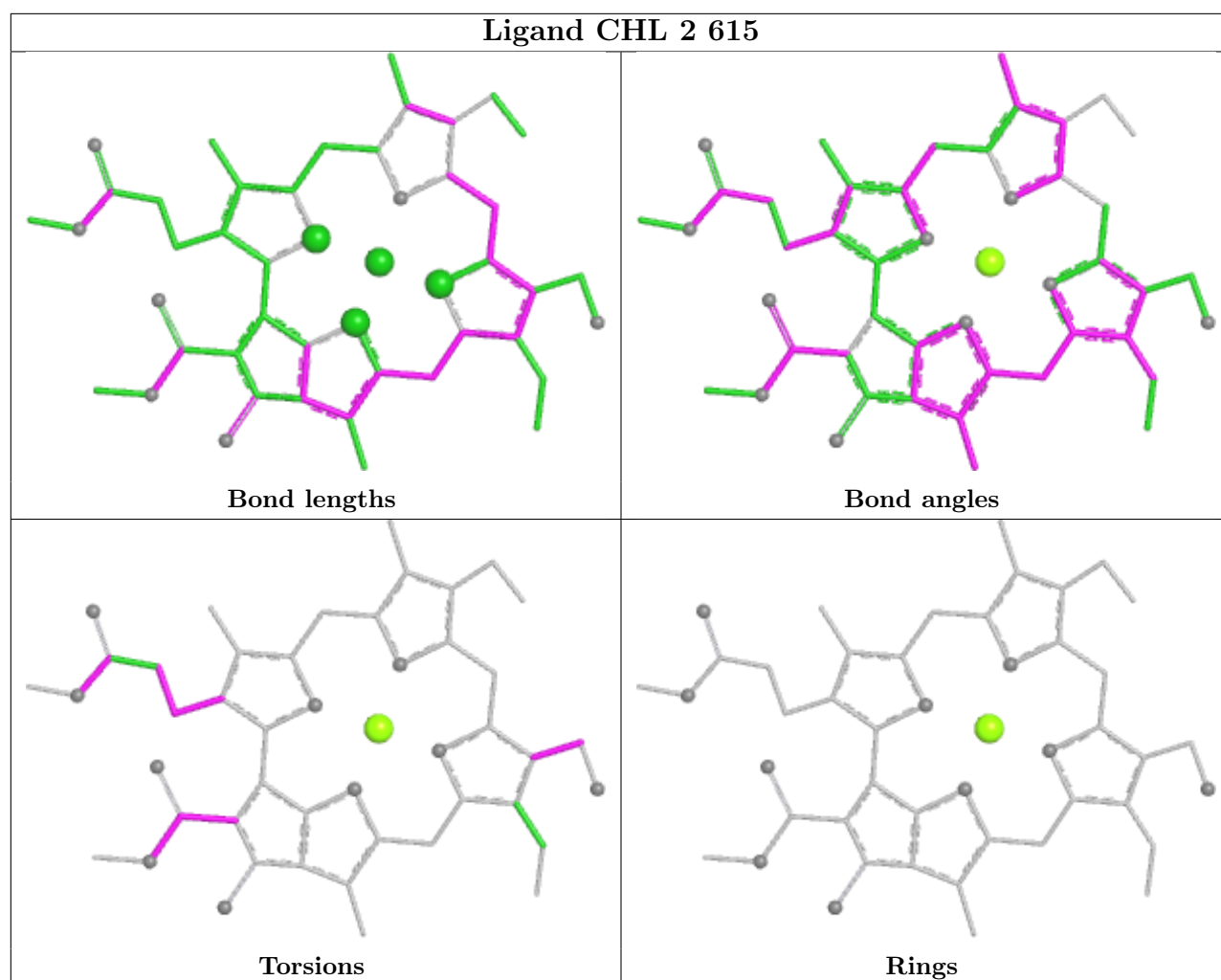


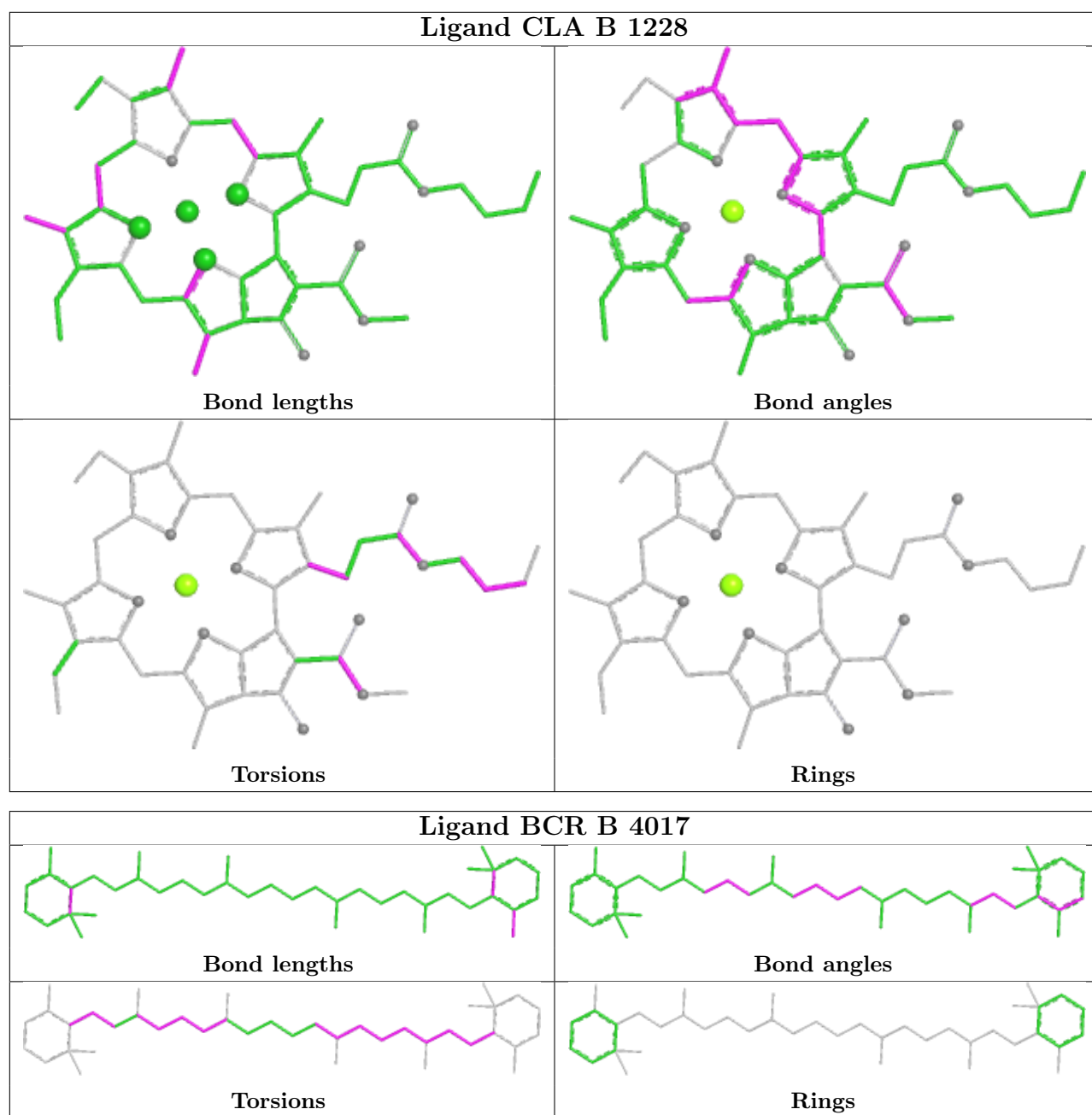
Ligand CLA 3 606

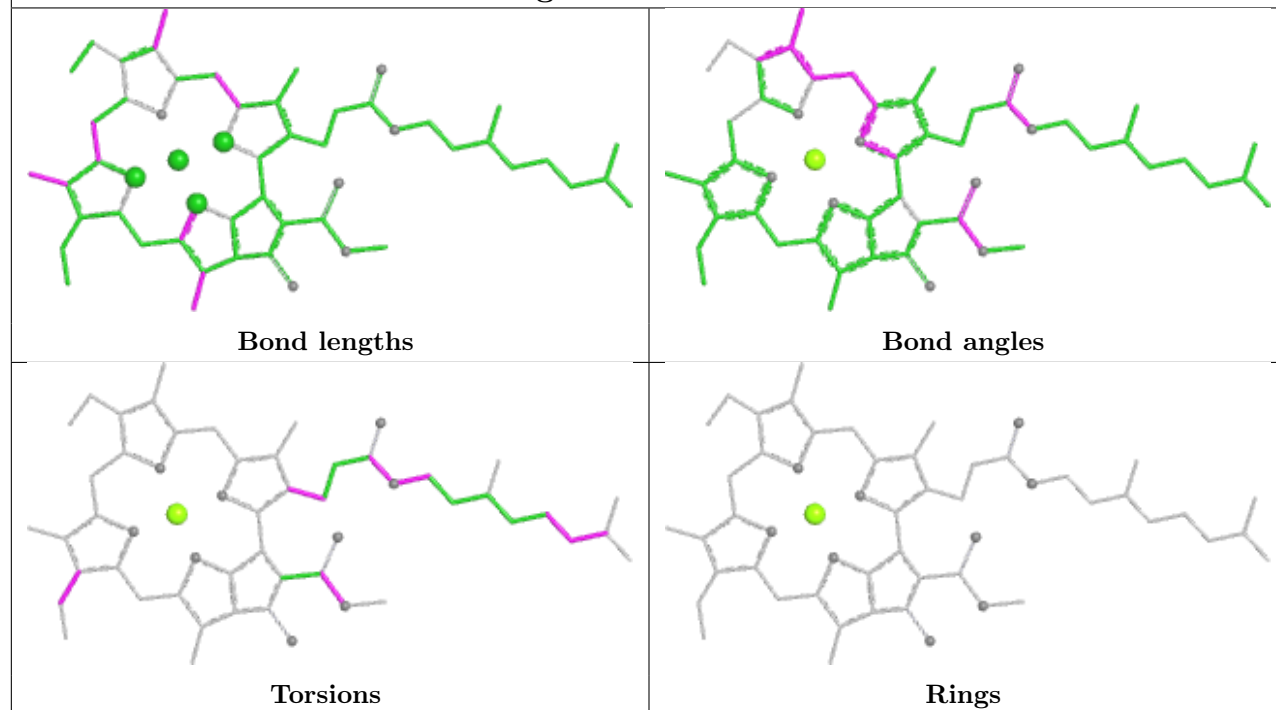
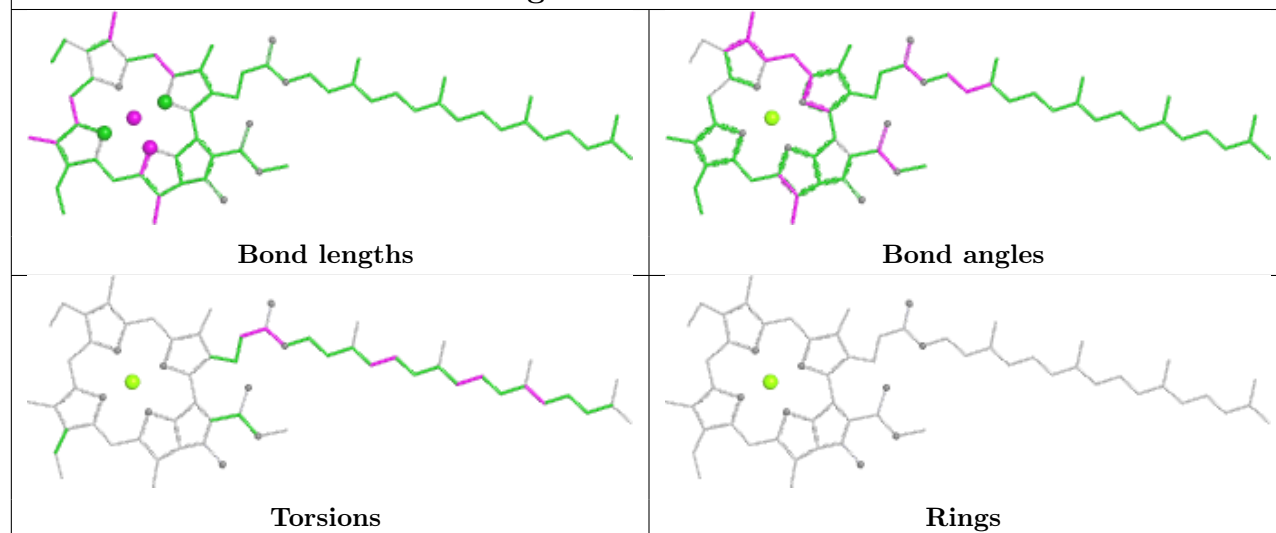


Ligand LMG A 5002

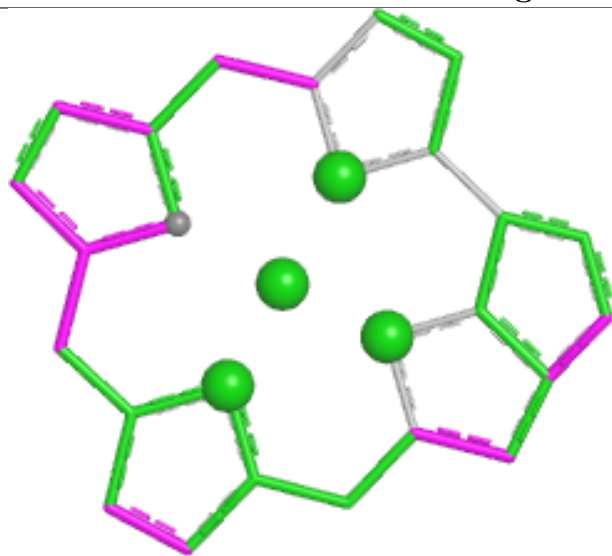




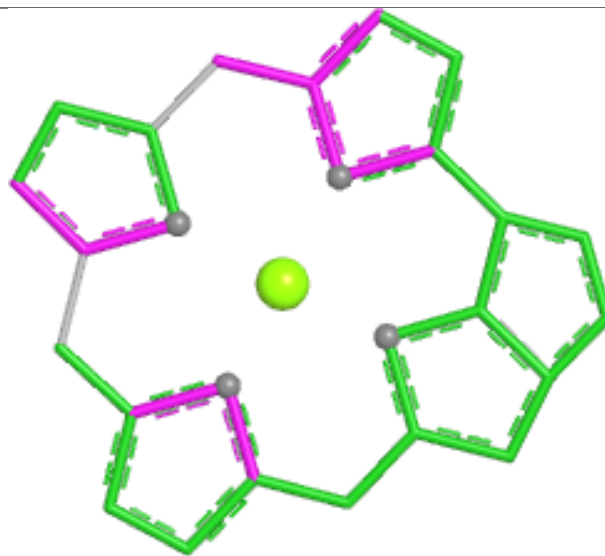


Ligand CLA 3 603**Ligand CL0 A 1011**

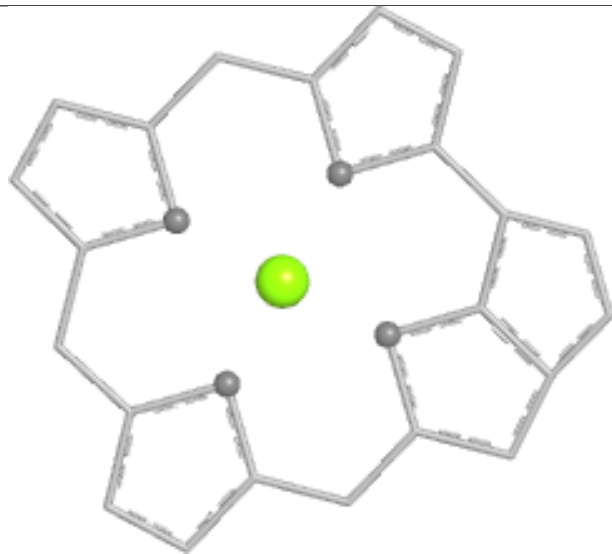
Ligand CLA F 303



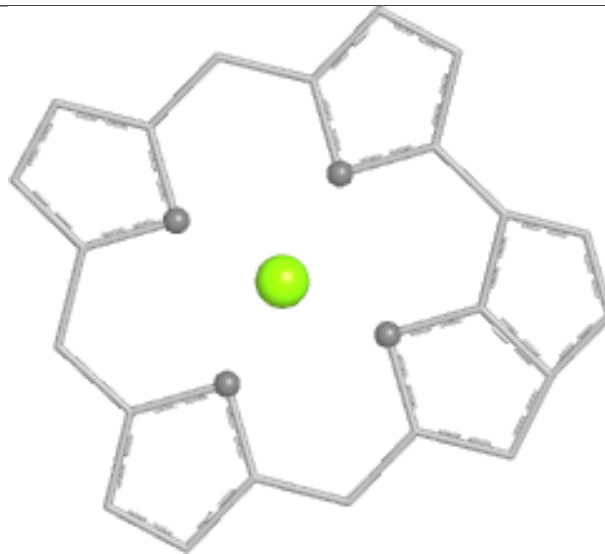
Bond lengths



Bond angles

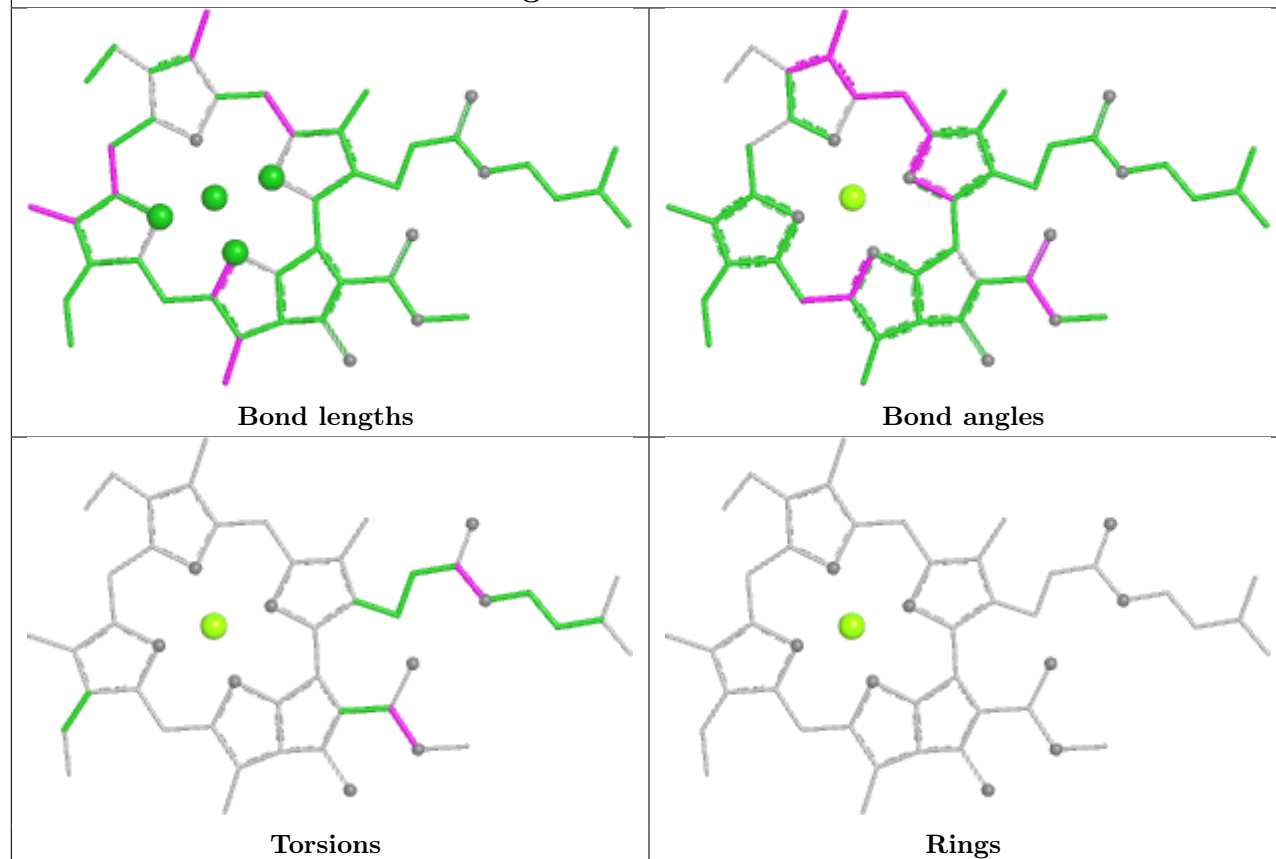


Torsions

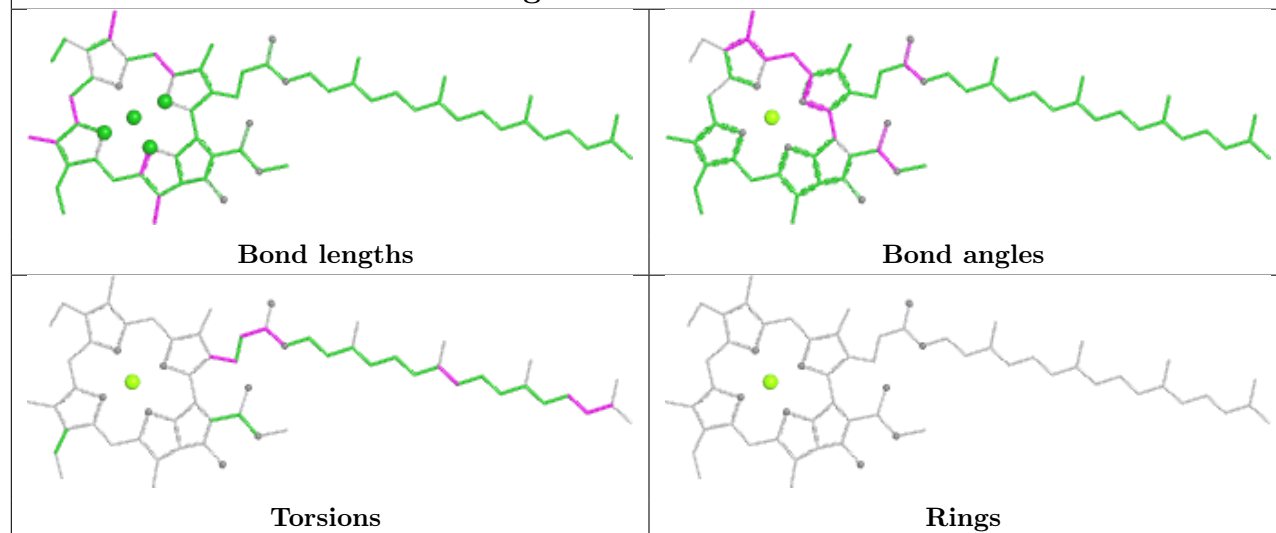


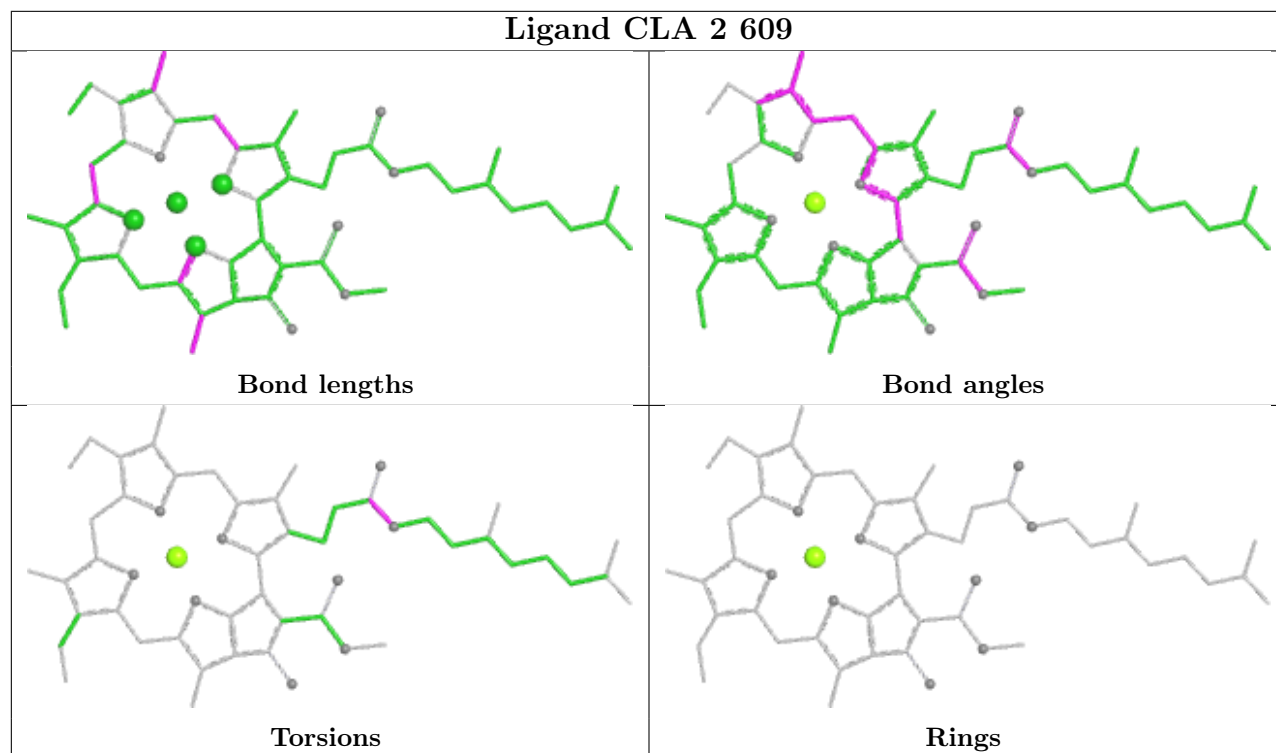
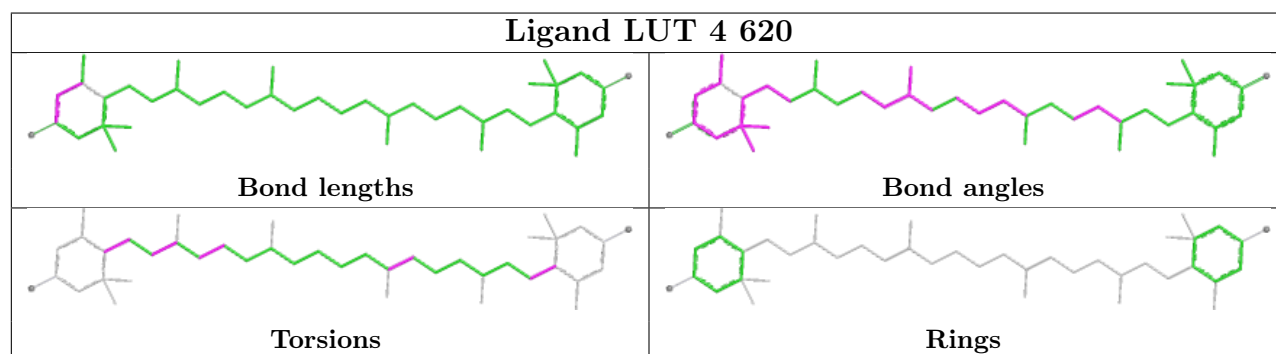
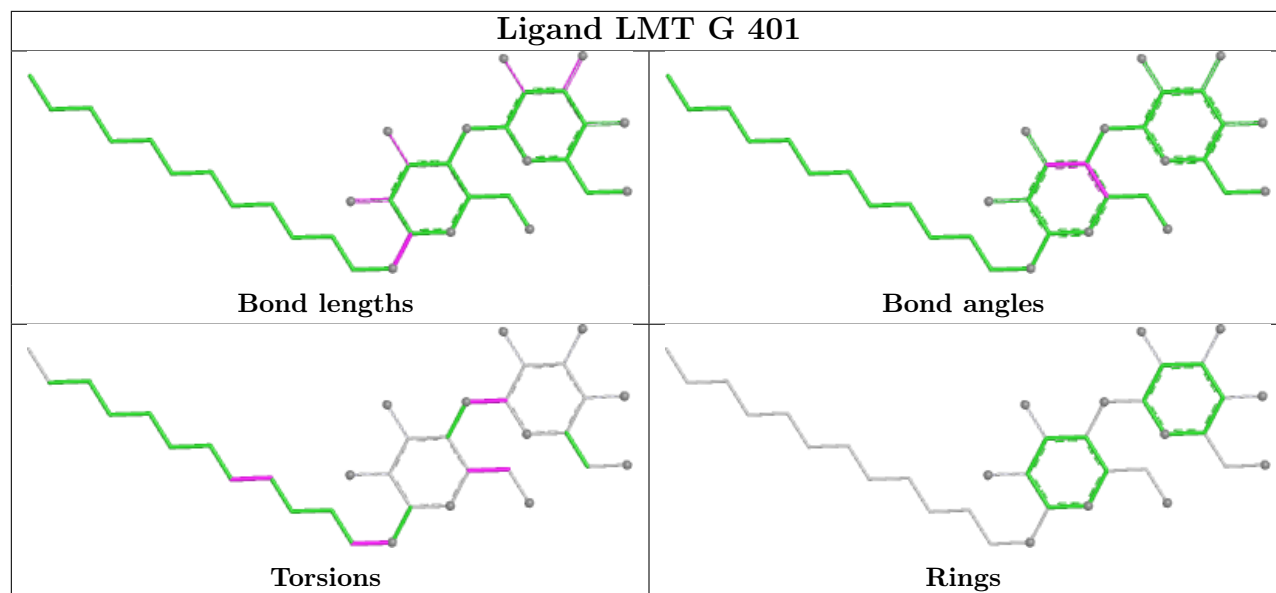
Rings

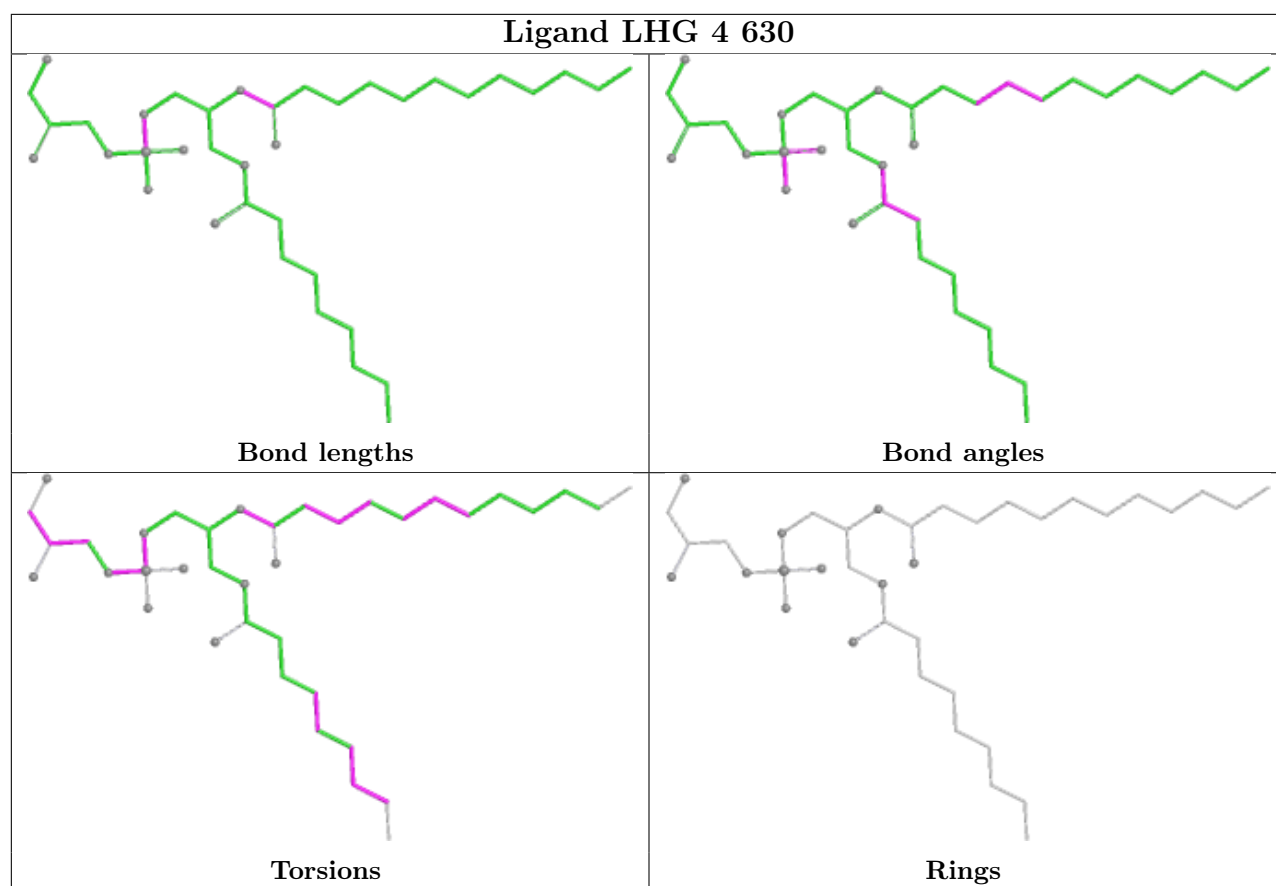
Ligand CLA A 1139



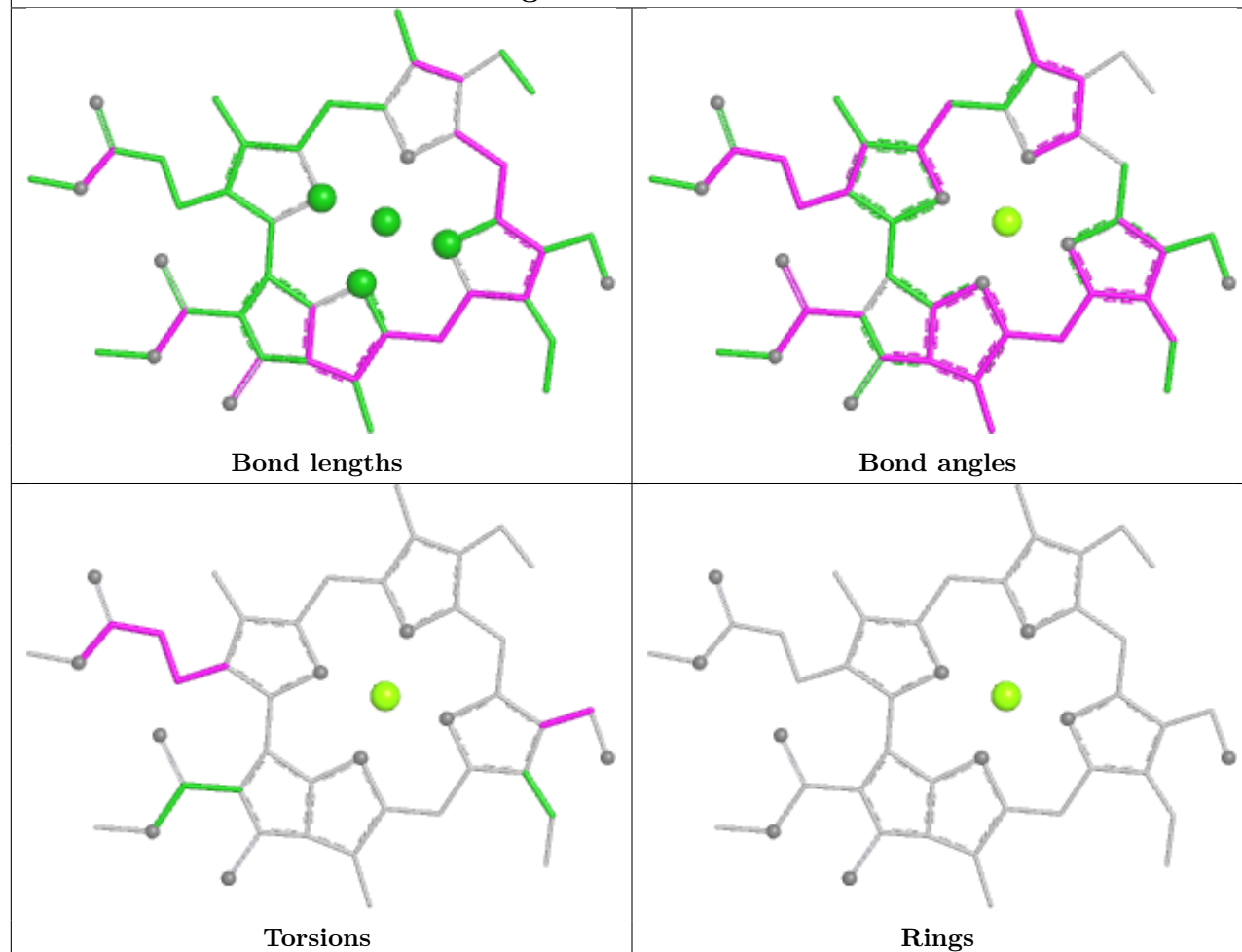
Ligand CLA B 1202



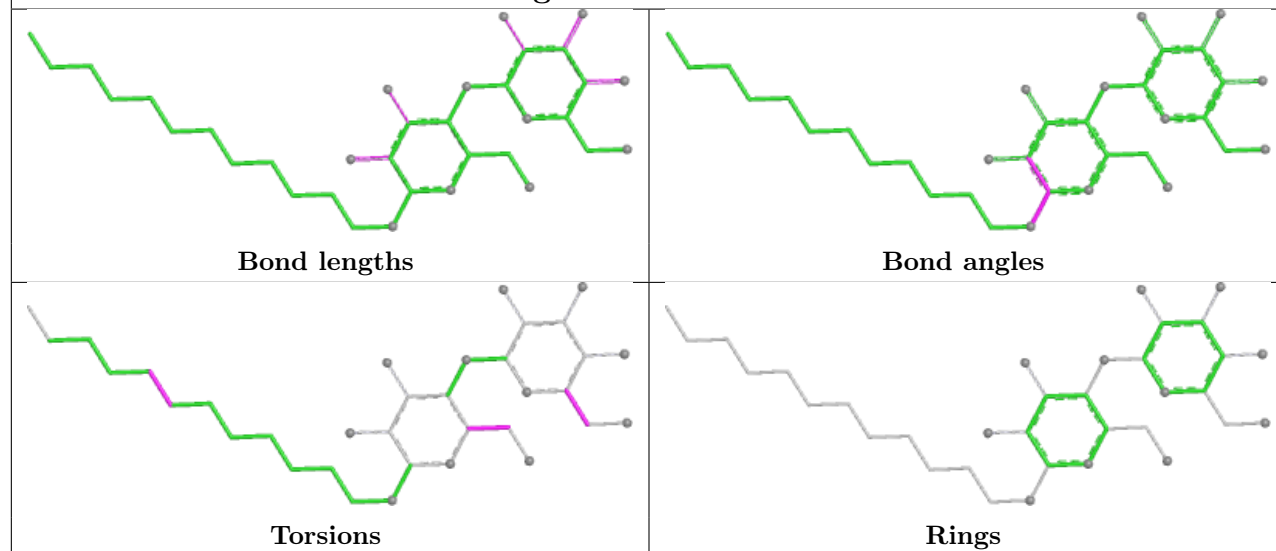




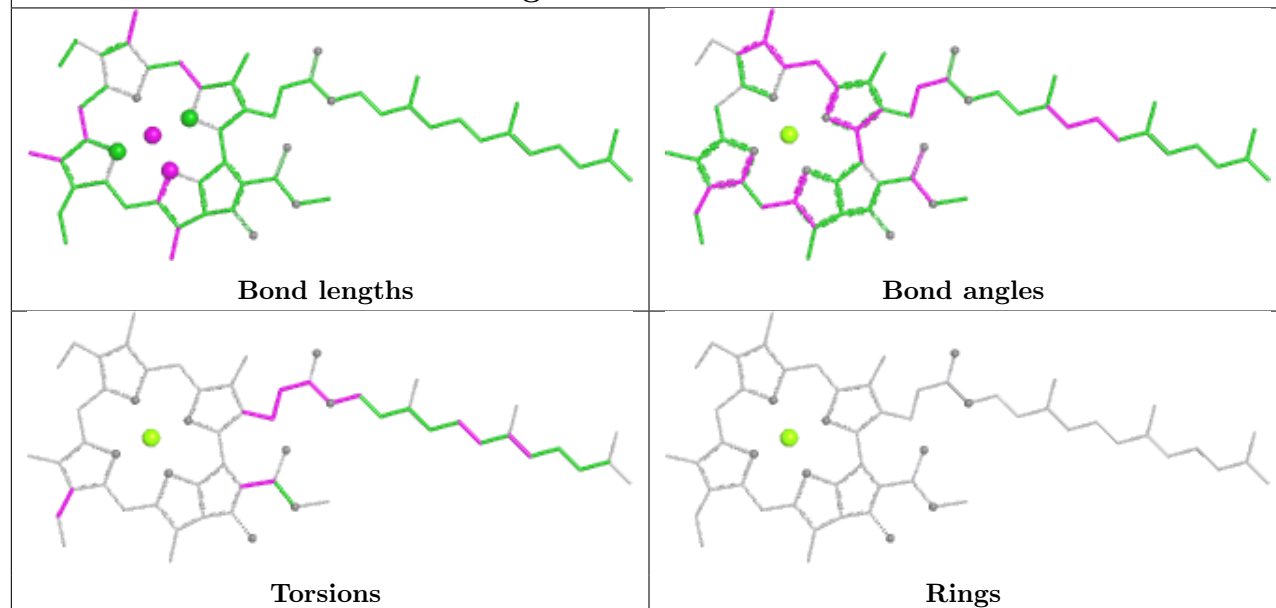
Ligand CHL 1 607



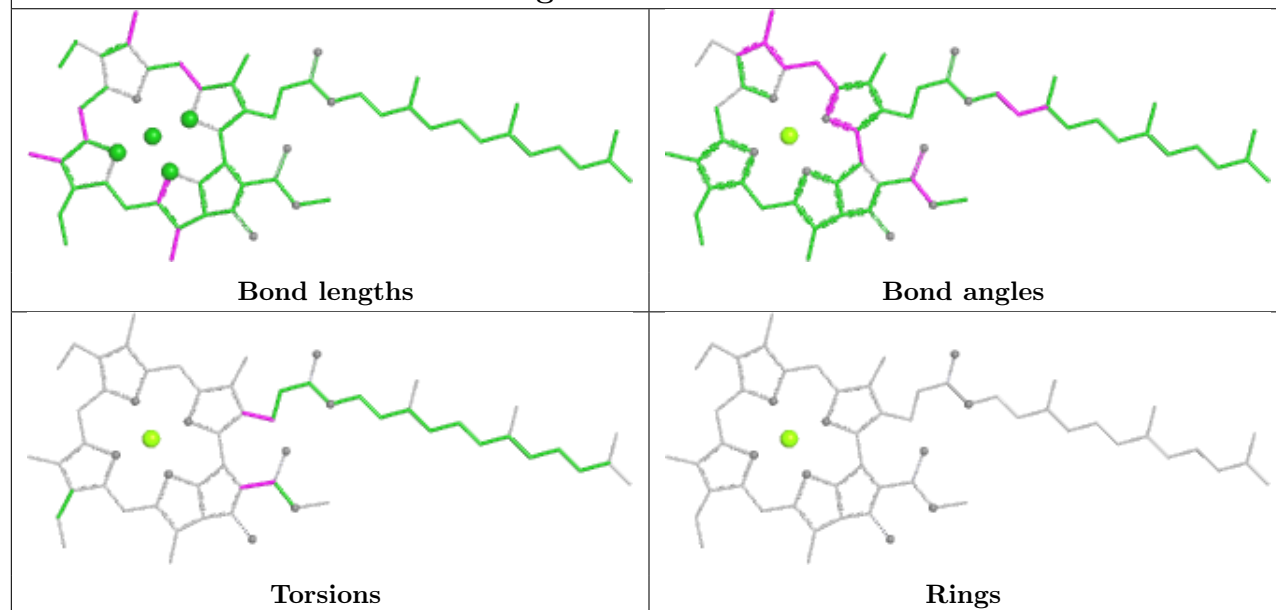
Ligand LMT 4 631

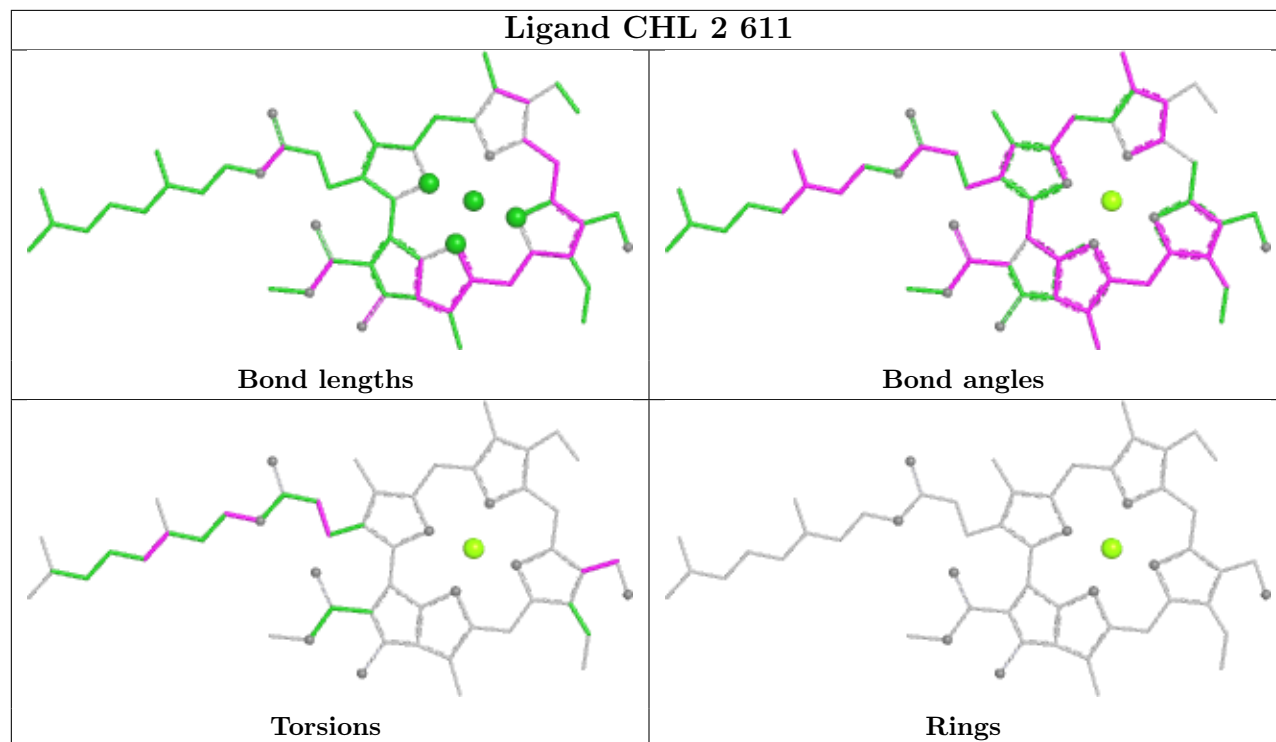
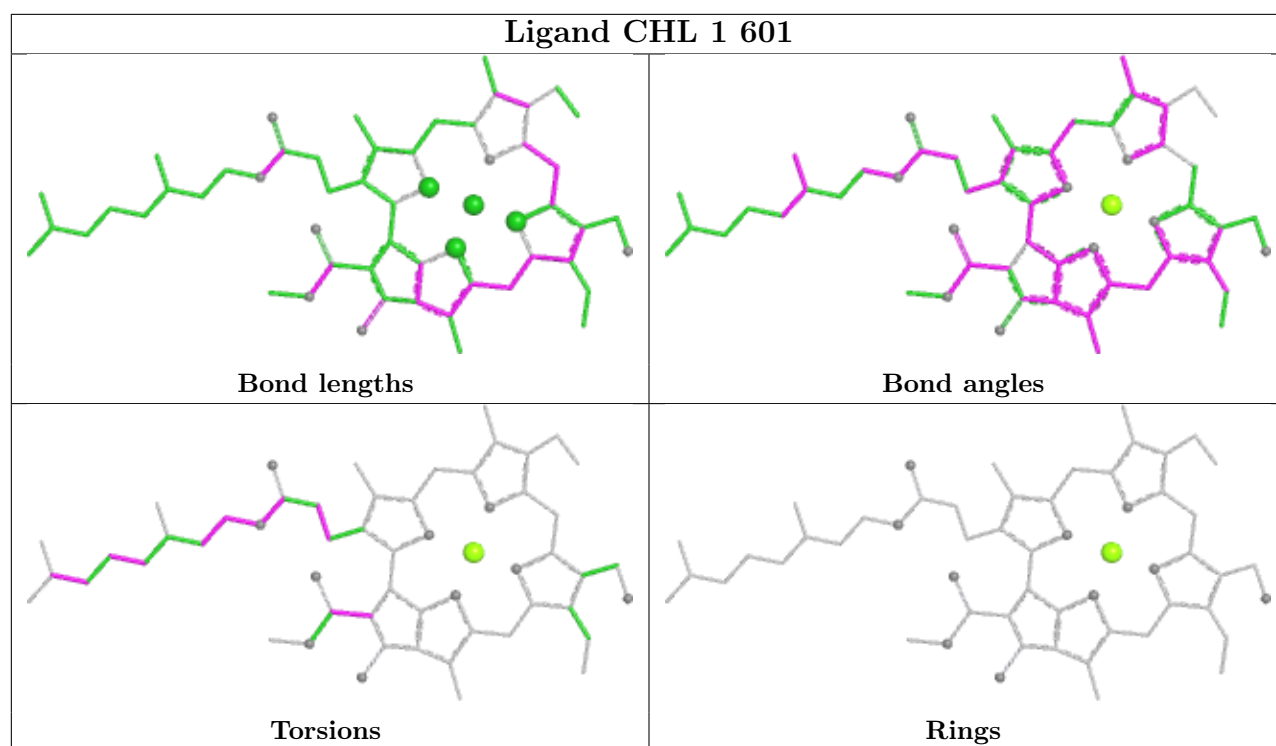


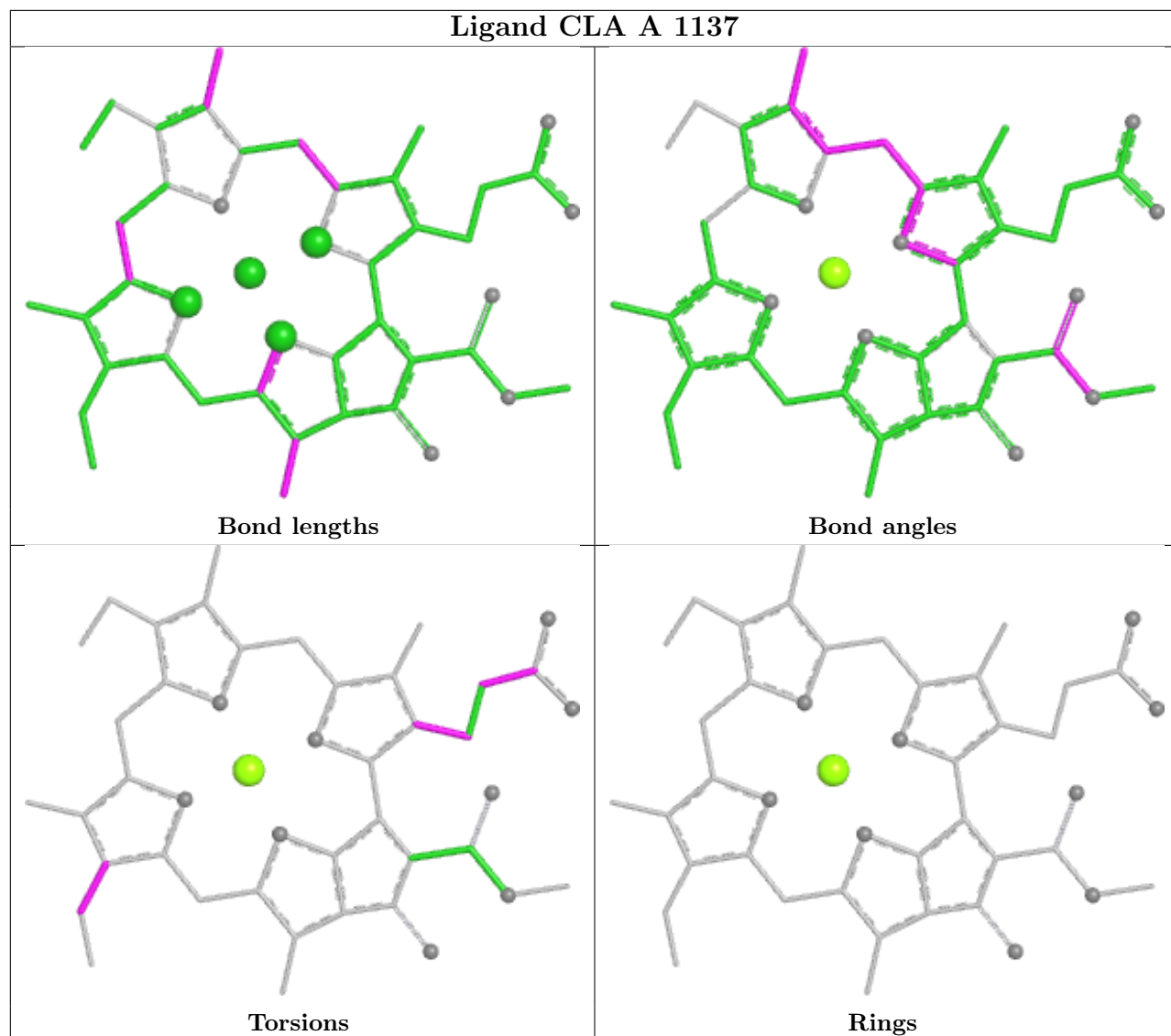
Ligand CLA A 1125



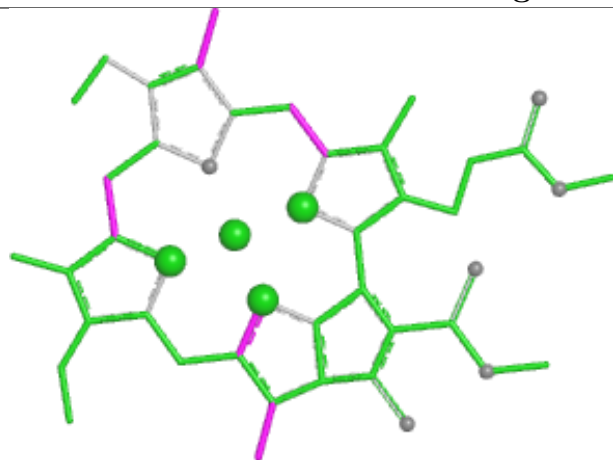
Ligand CLA 1 602



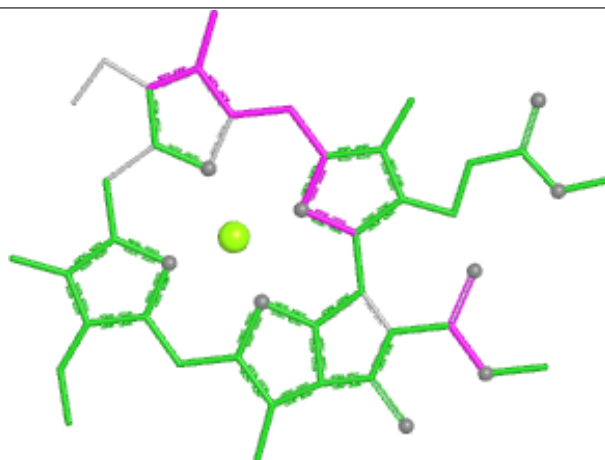




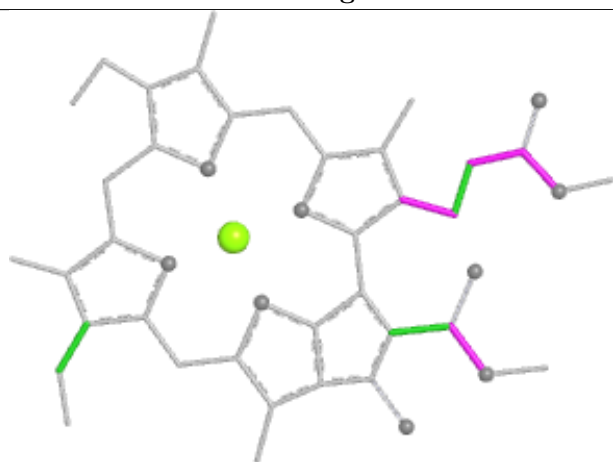
Ligand CLA G 202



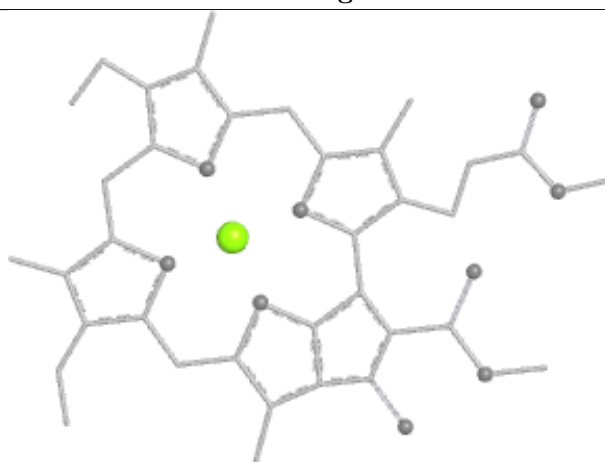
Bond lengths



Bond angles

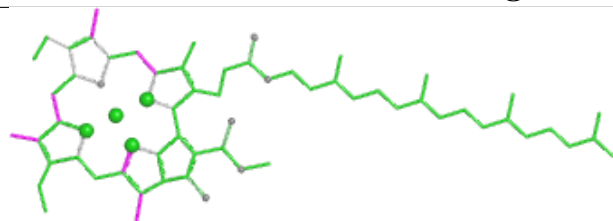


Torsions

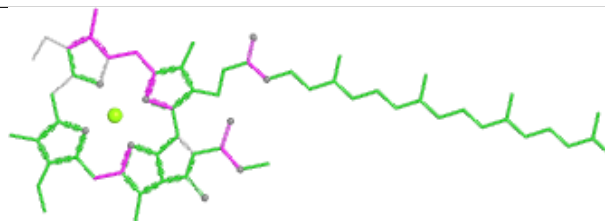


Rings

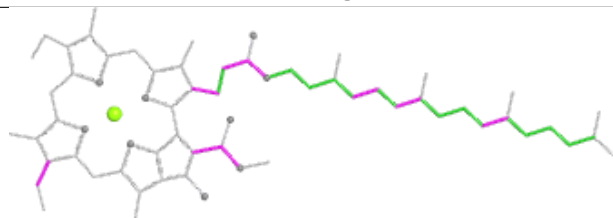
Ligand CLA A 1103



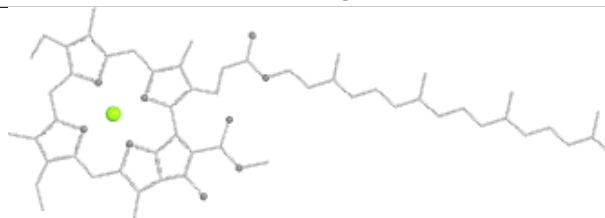
Bond lengths



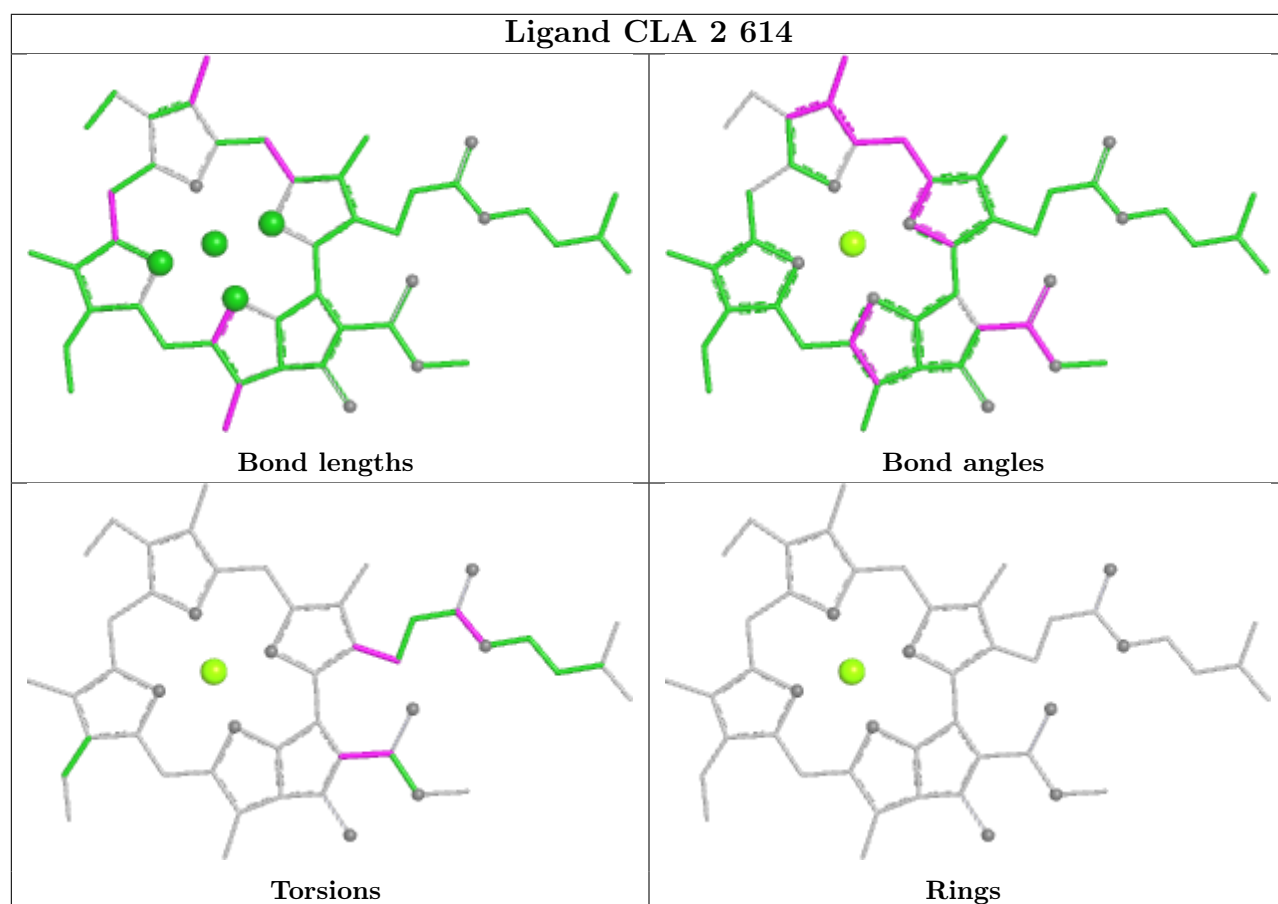
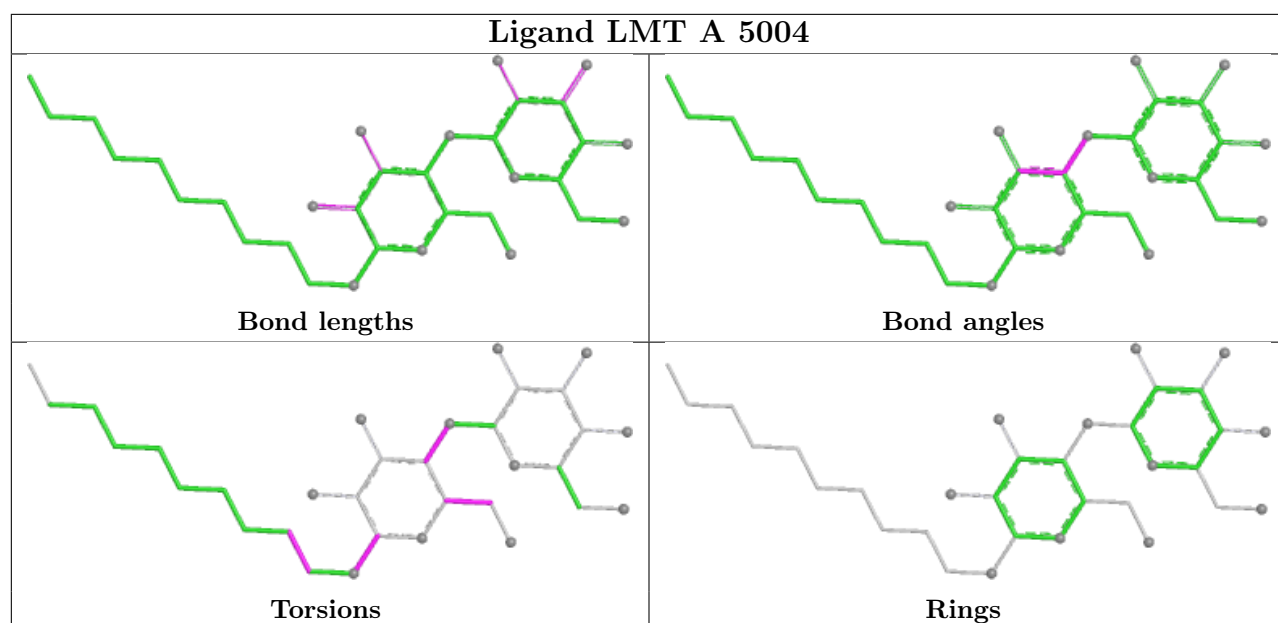
Bond angles

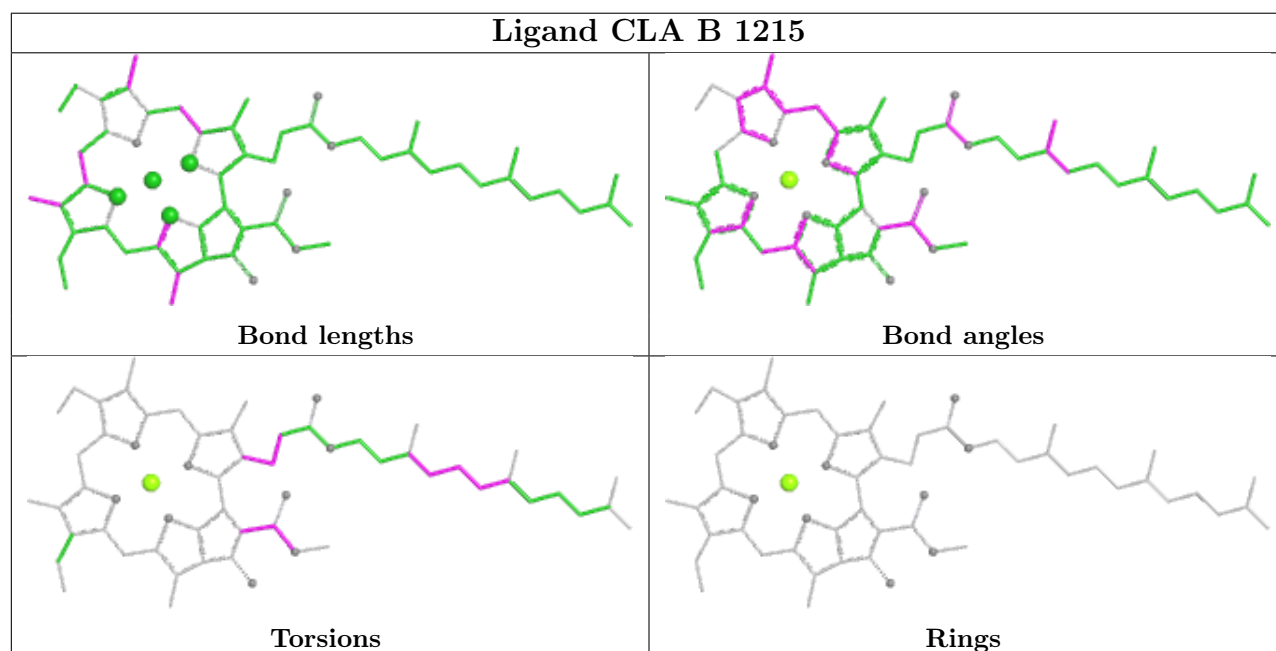
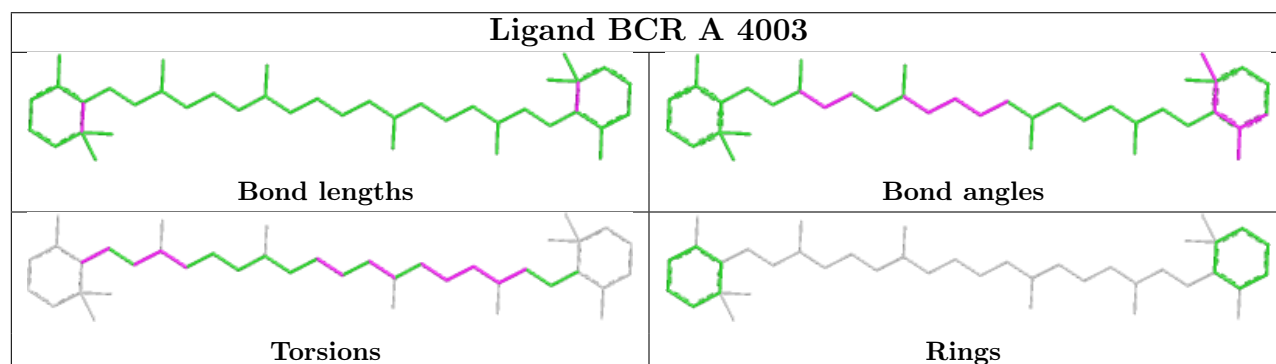
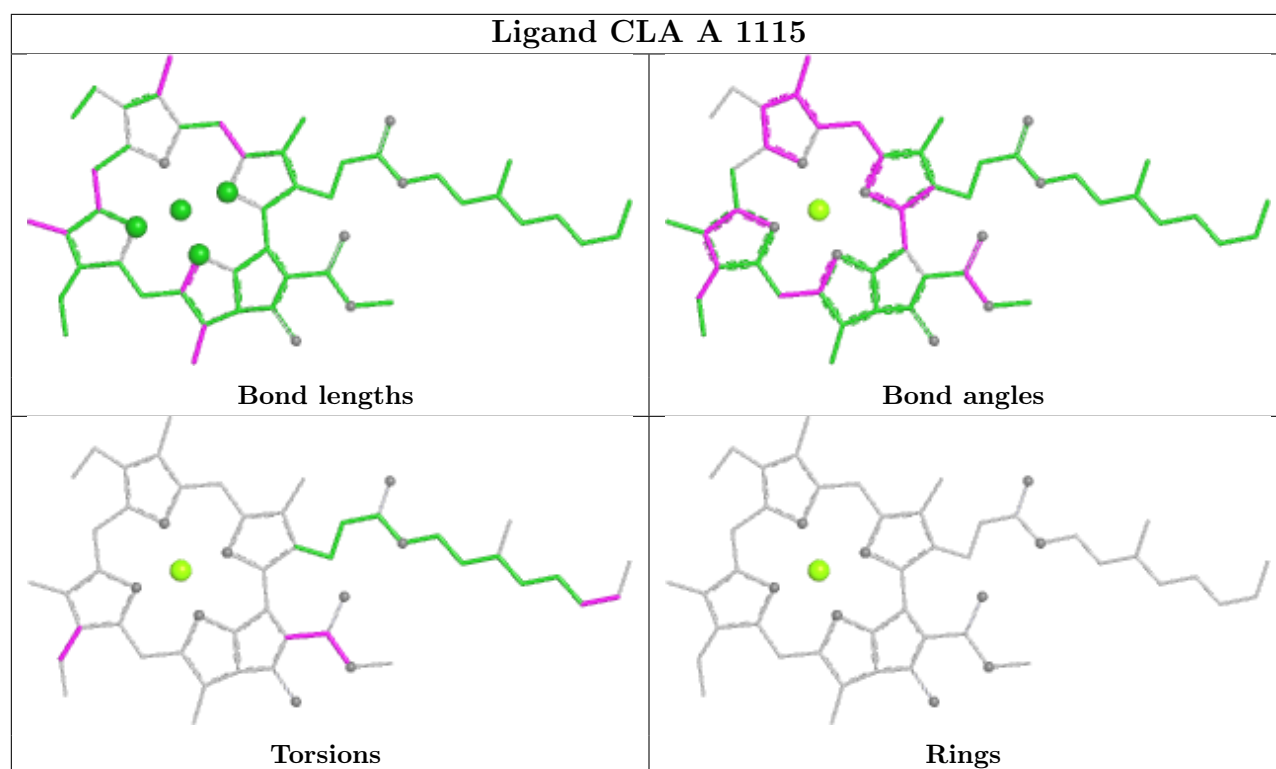


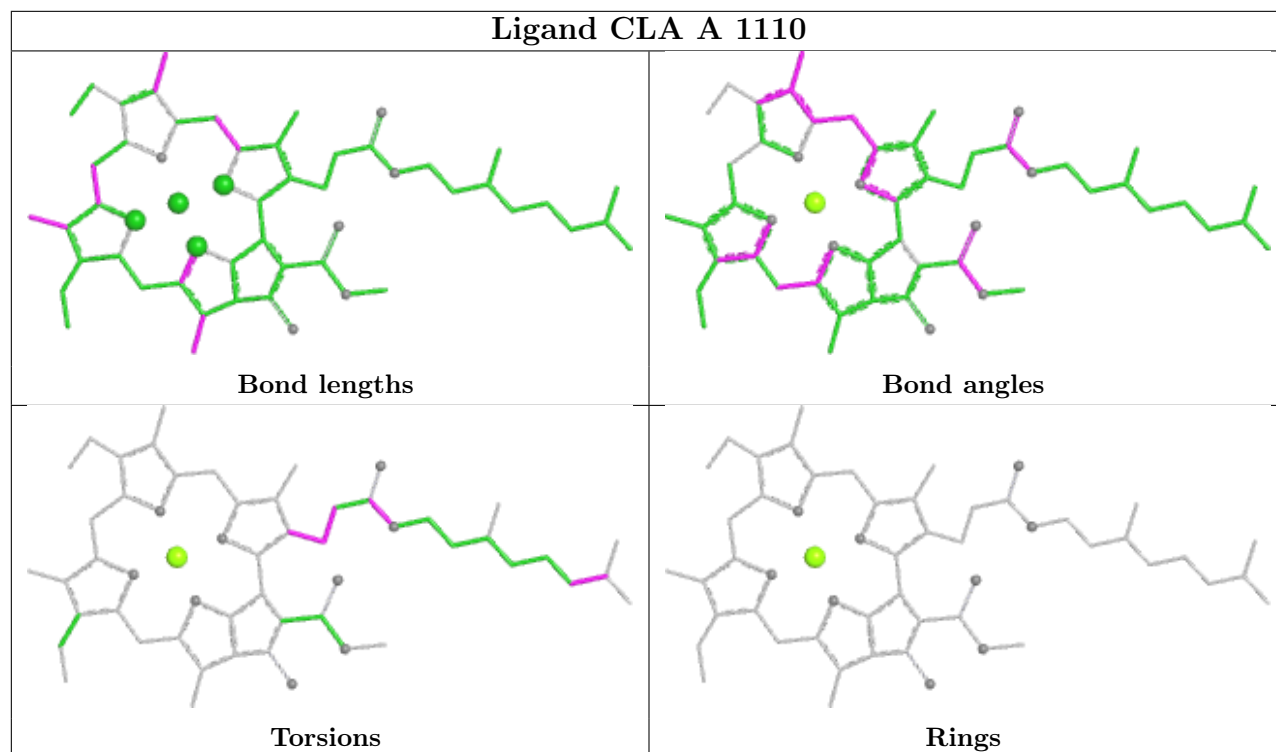
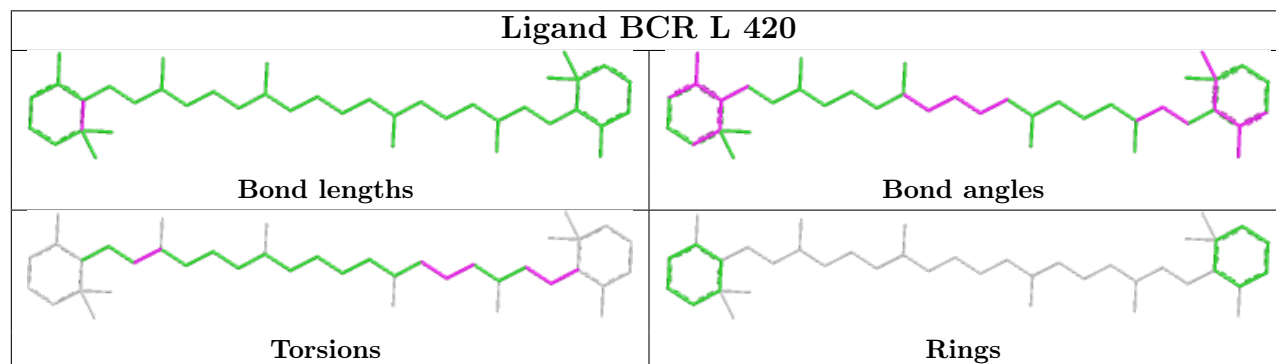
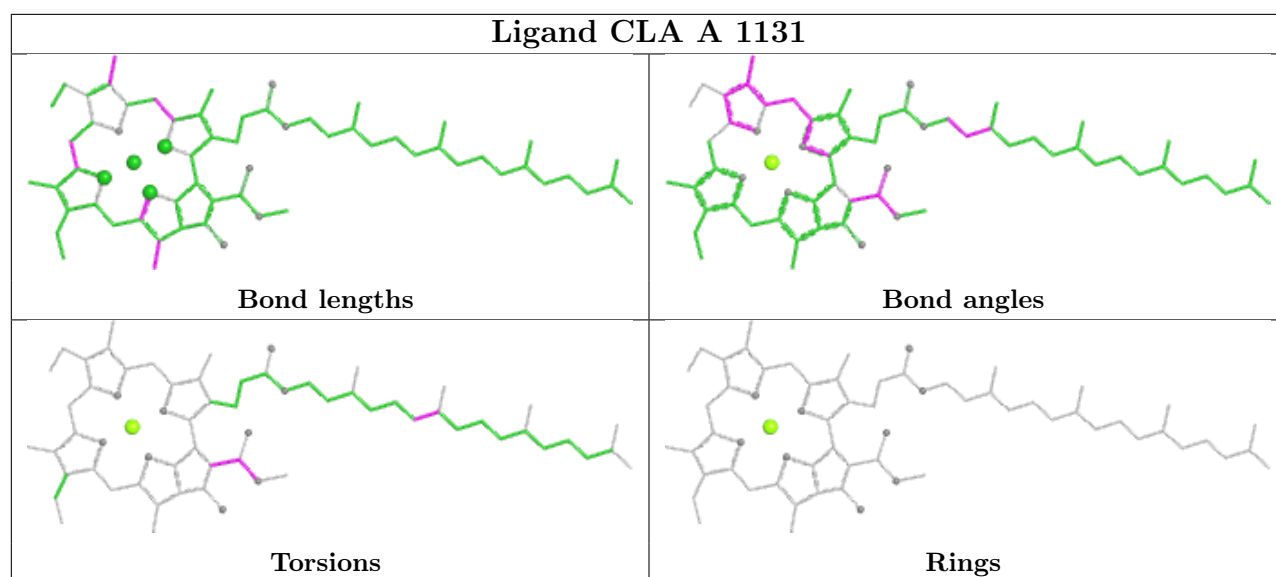
Torsions

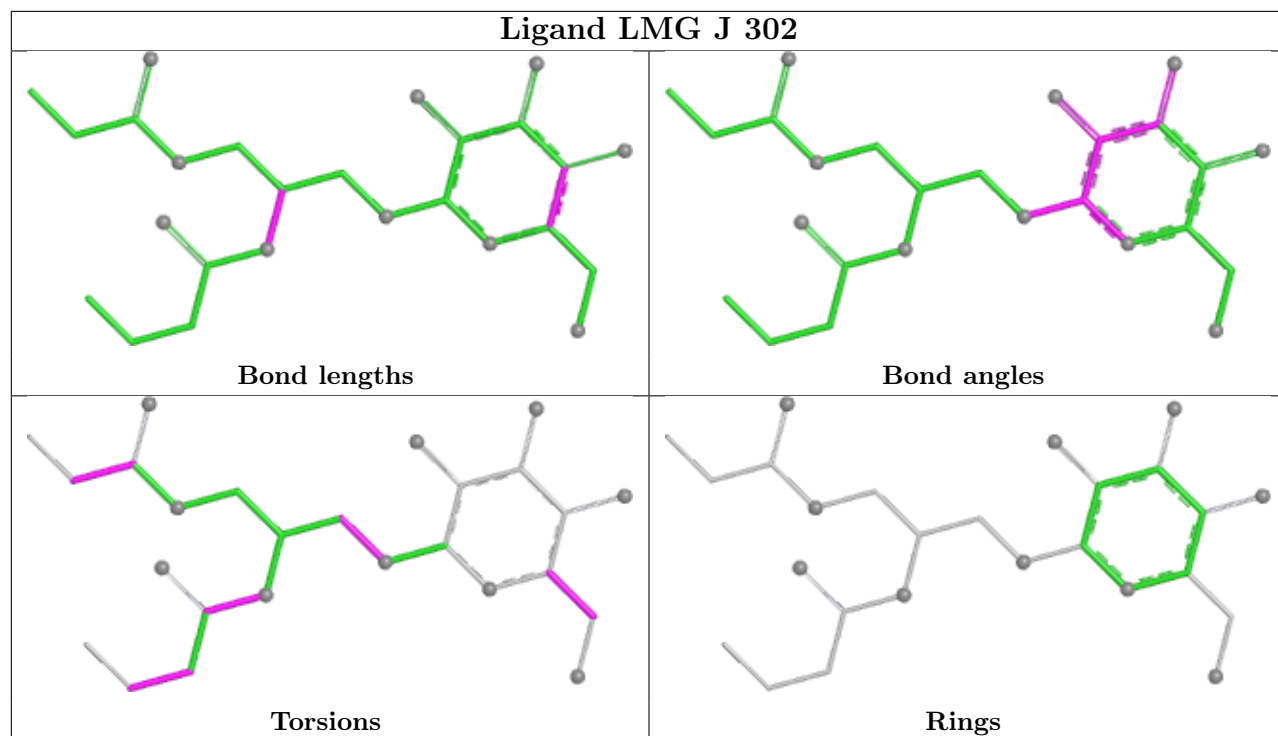


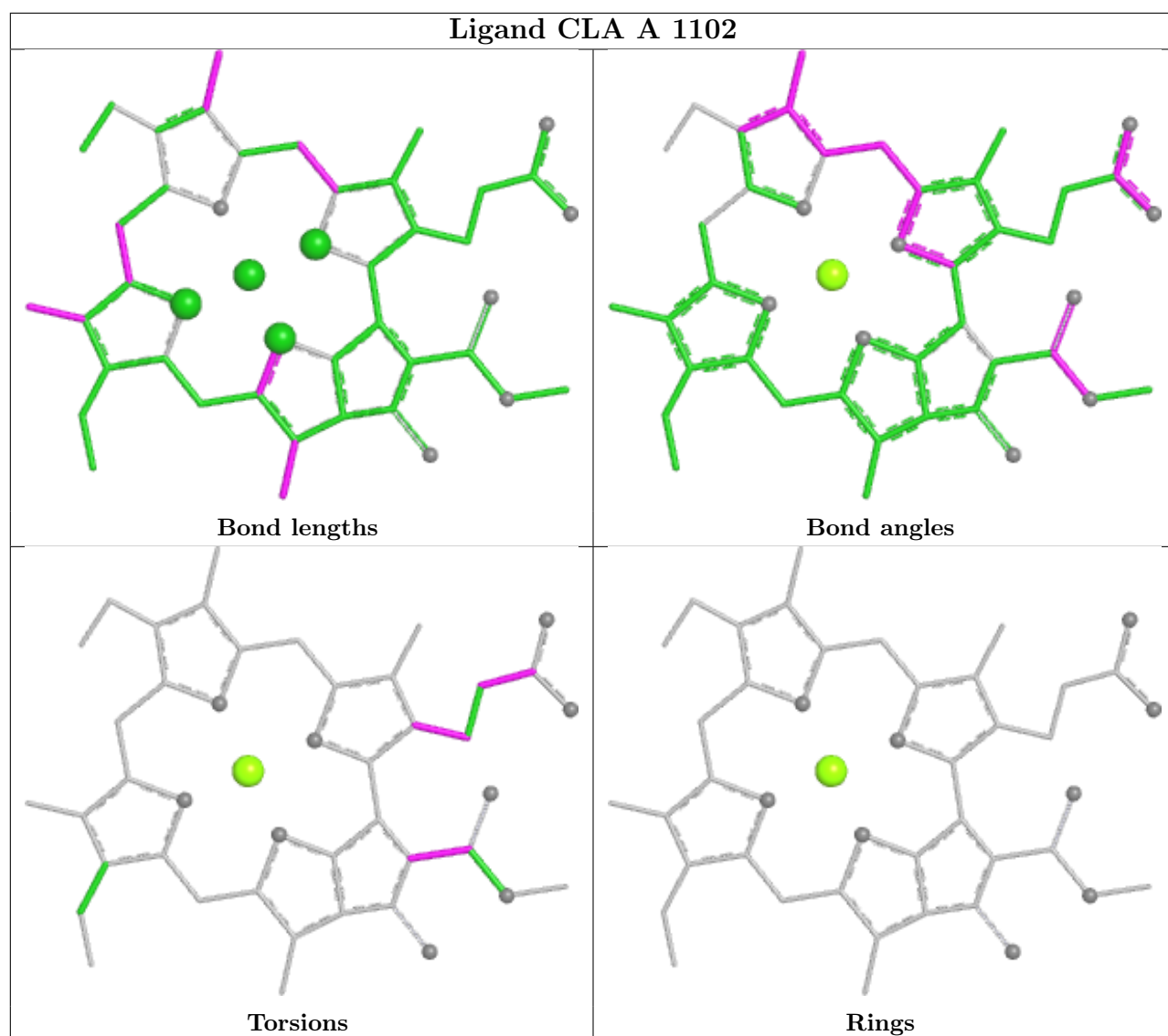
Rings

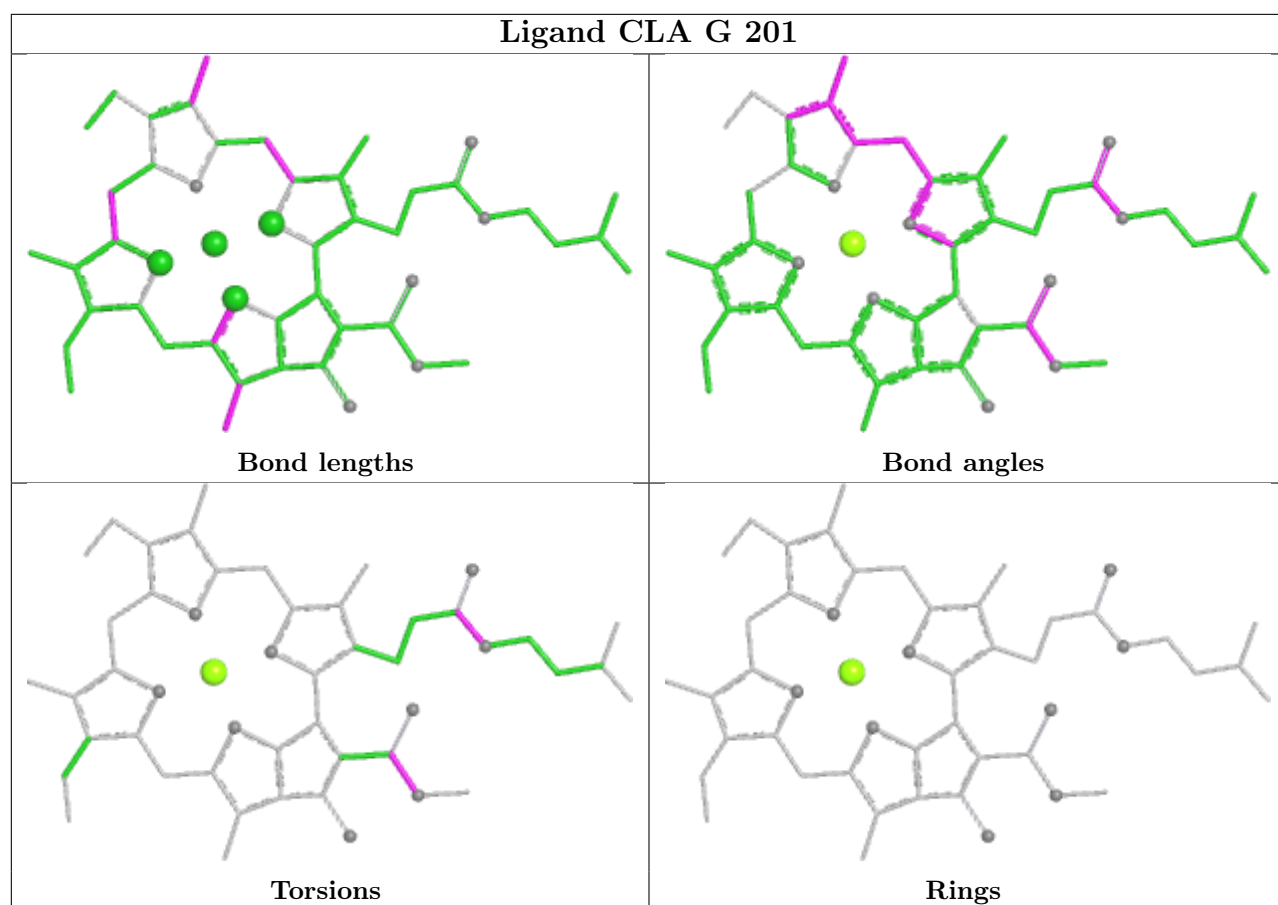


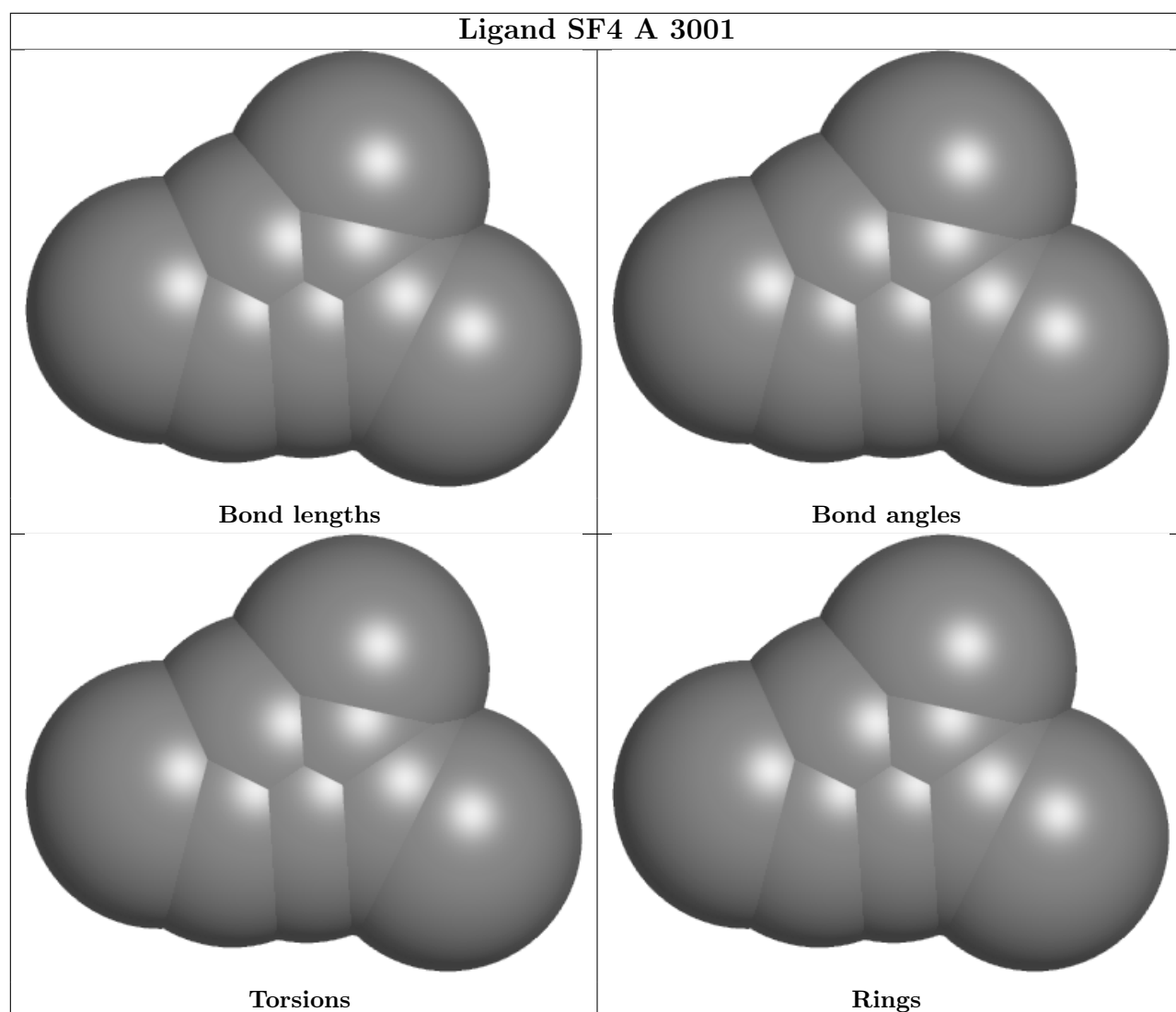


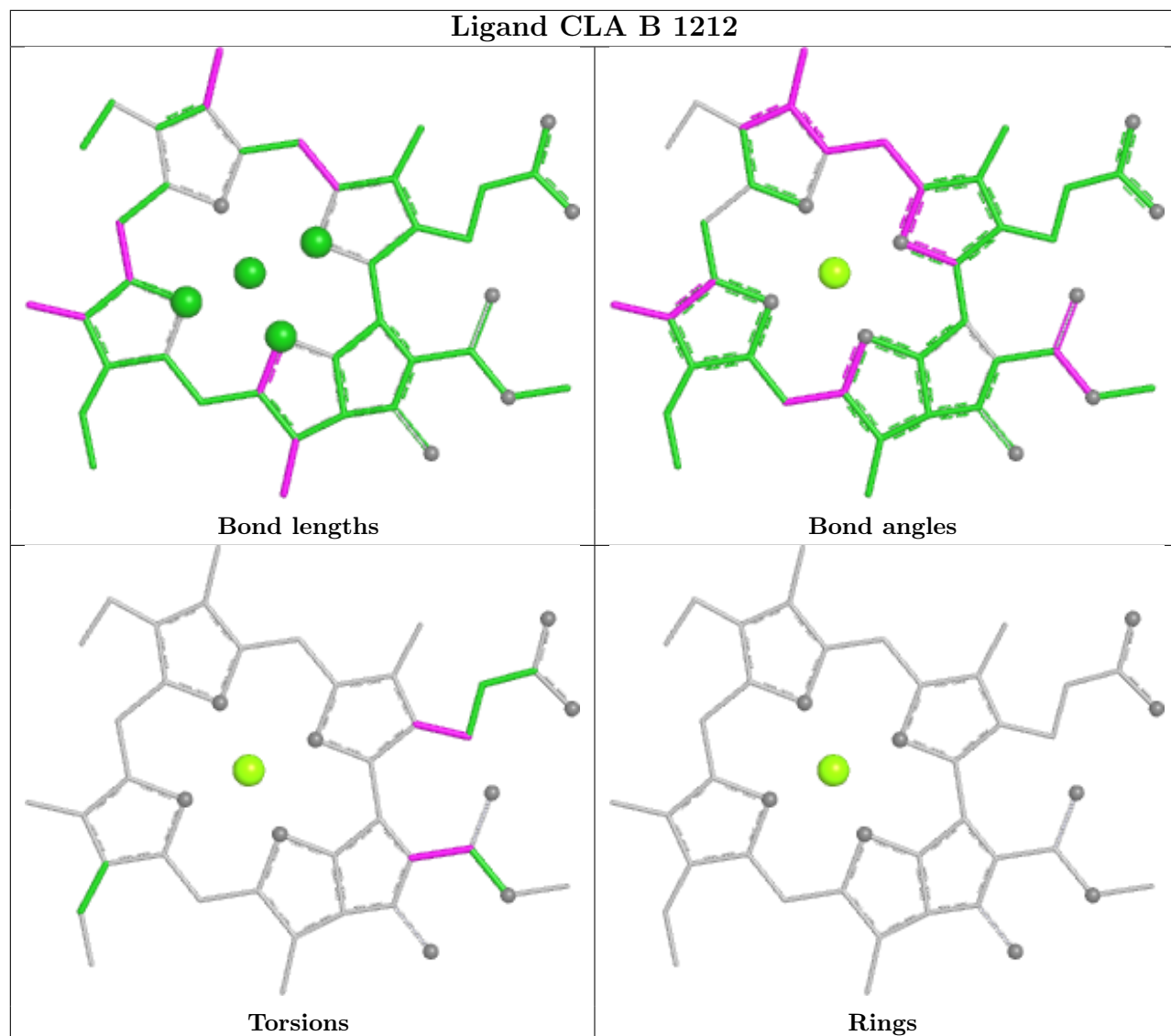


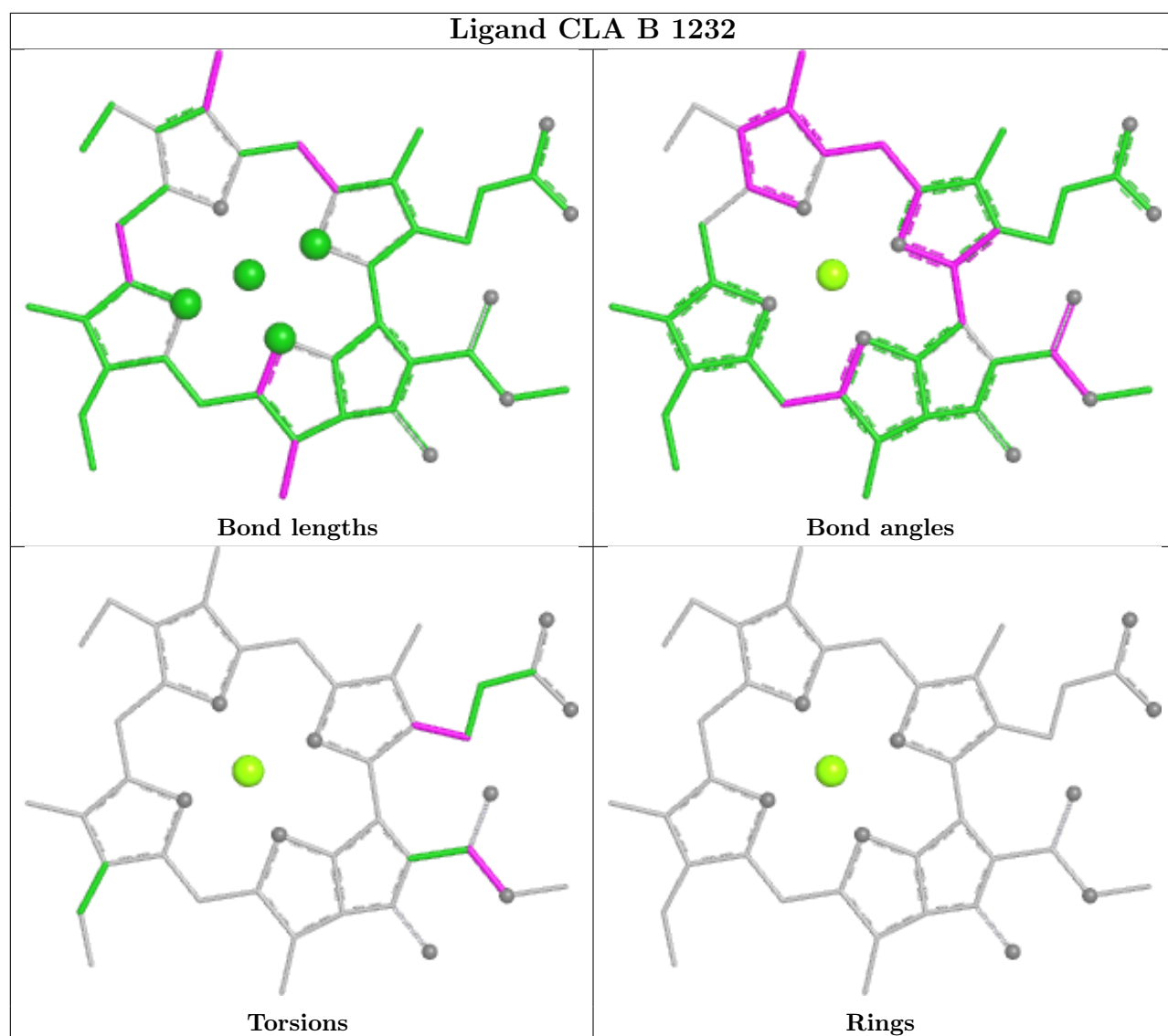




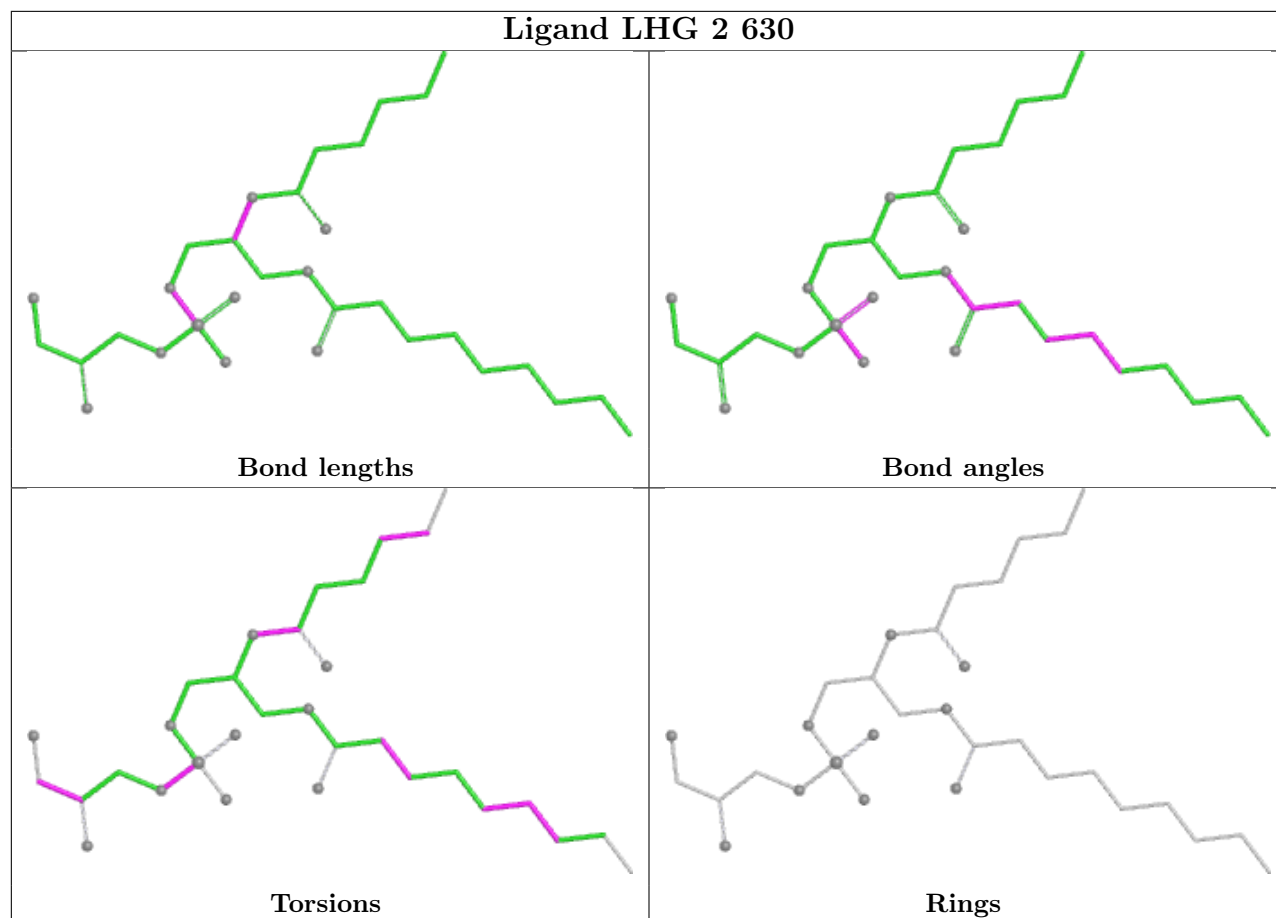




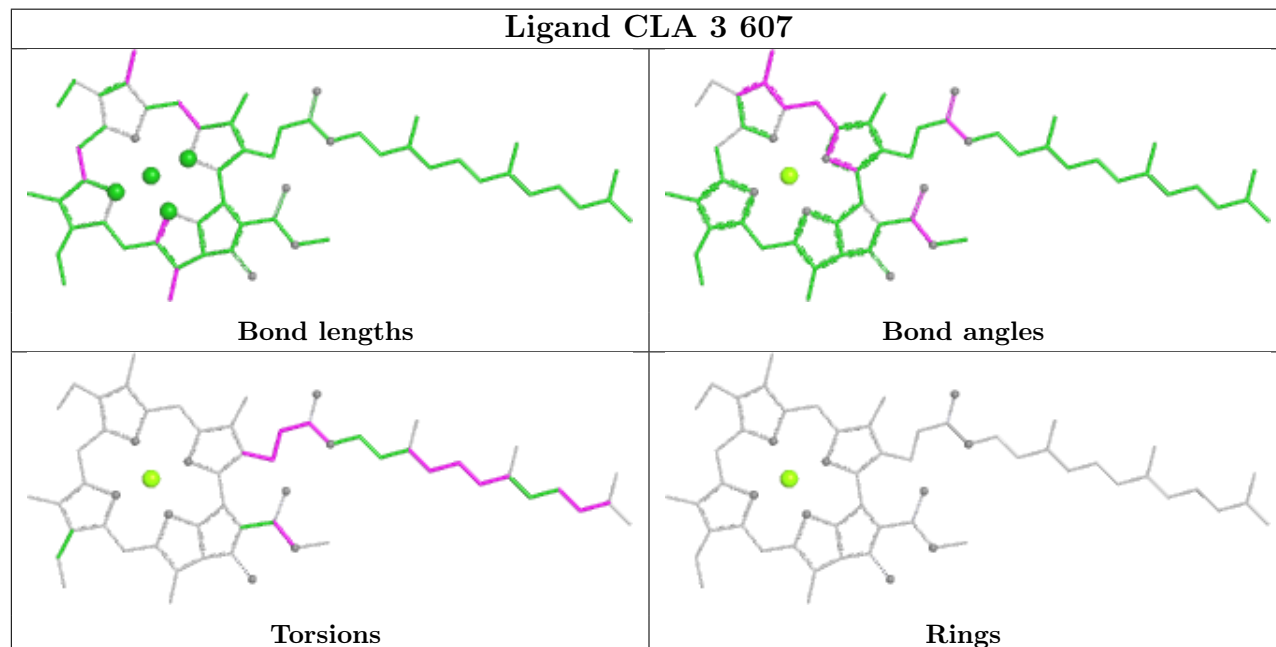


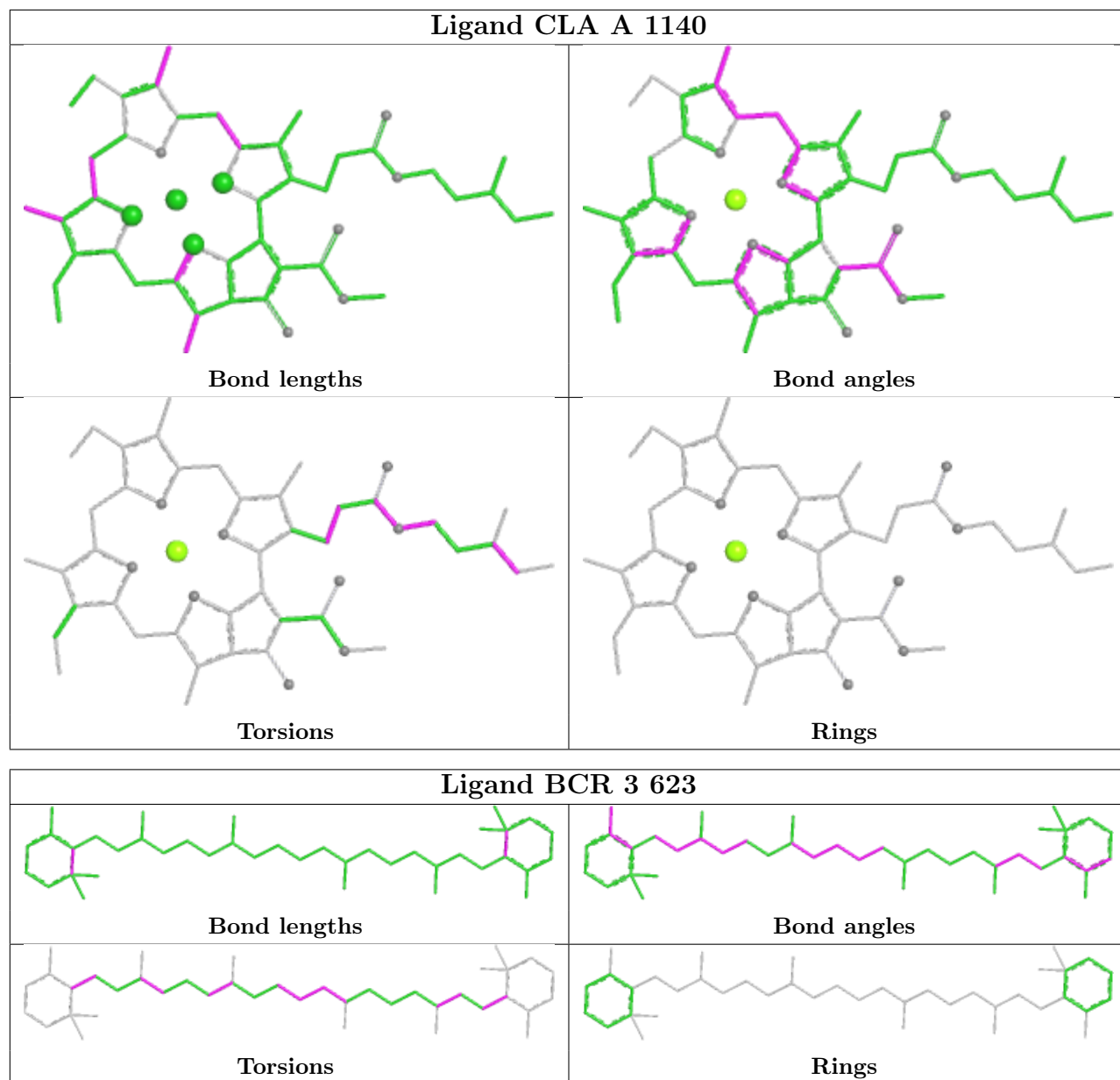


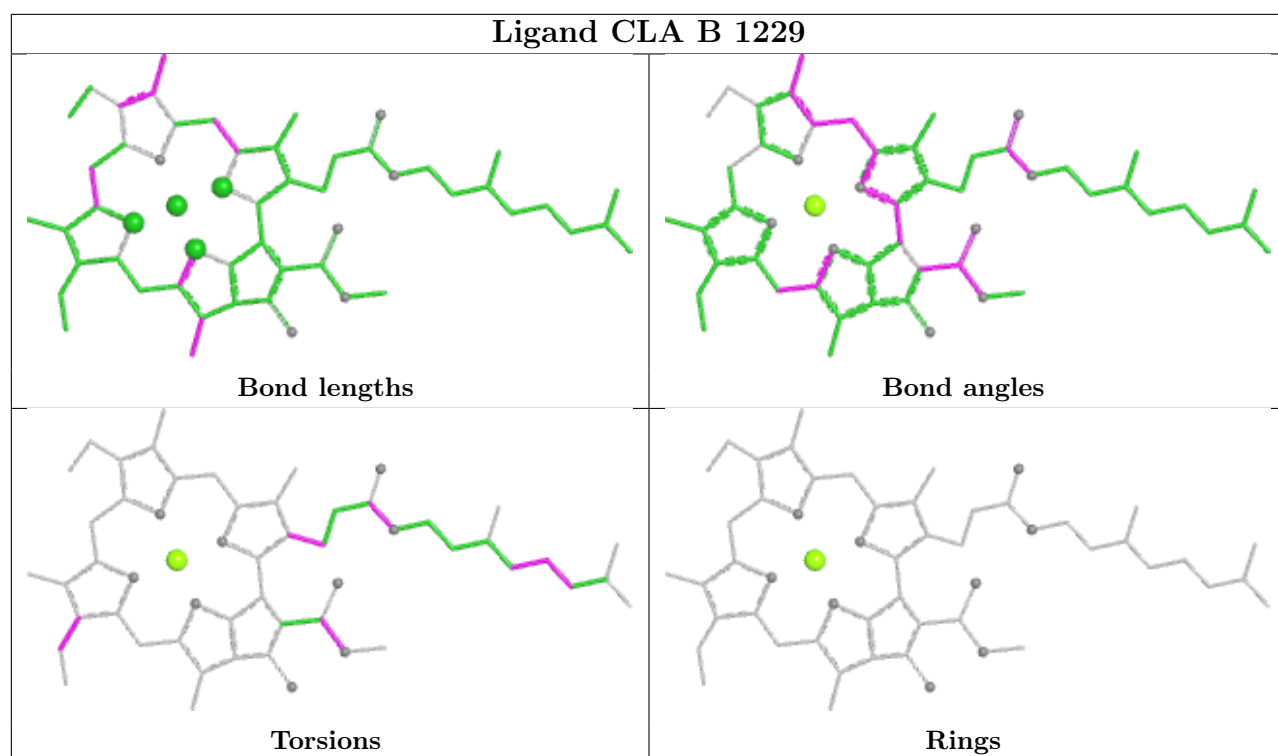
Ligand LHG 2 630

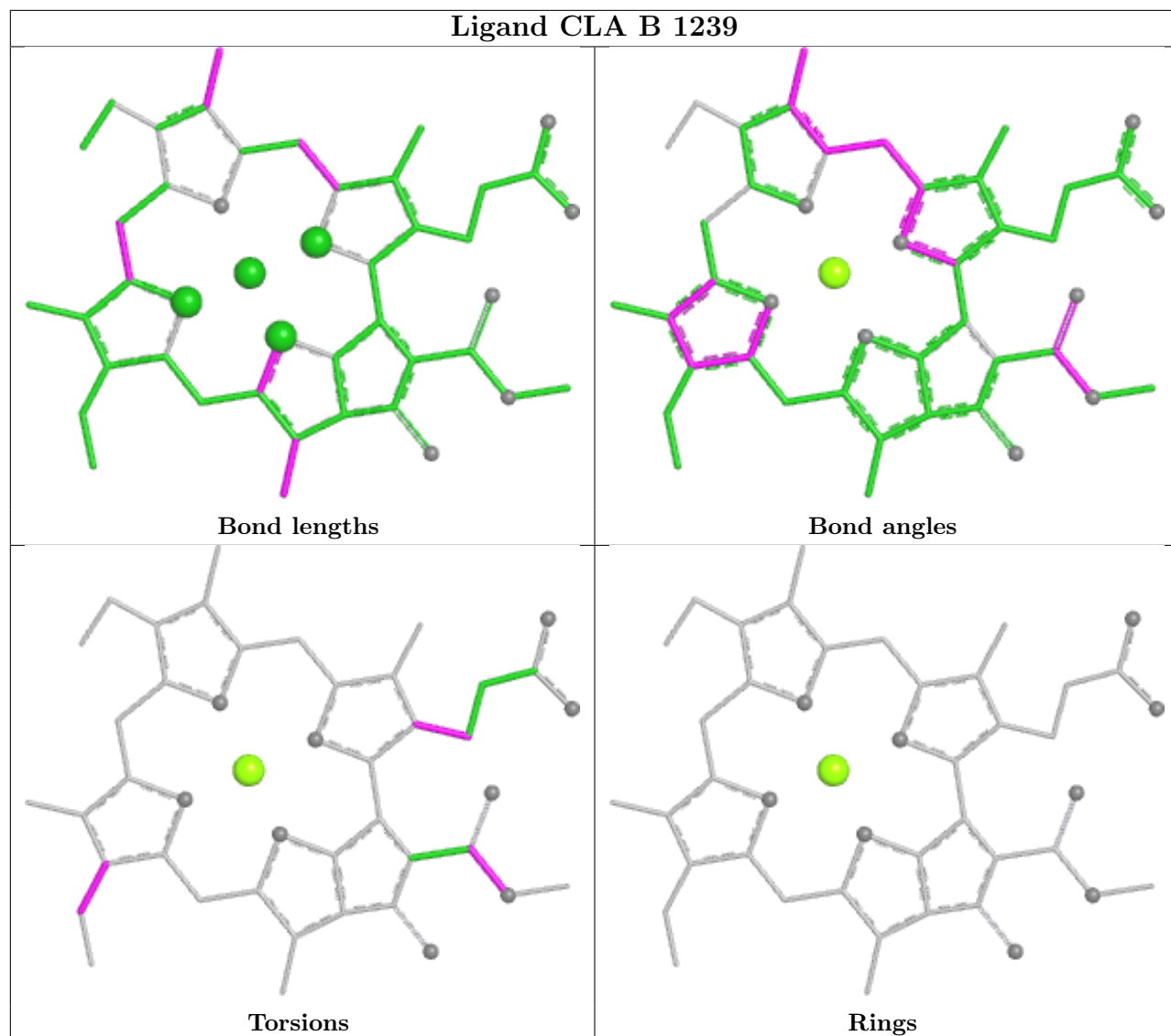


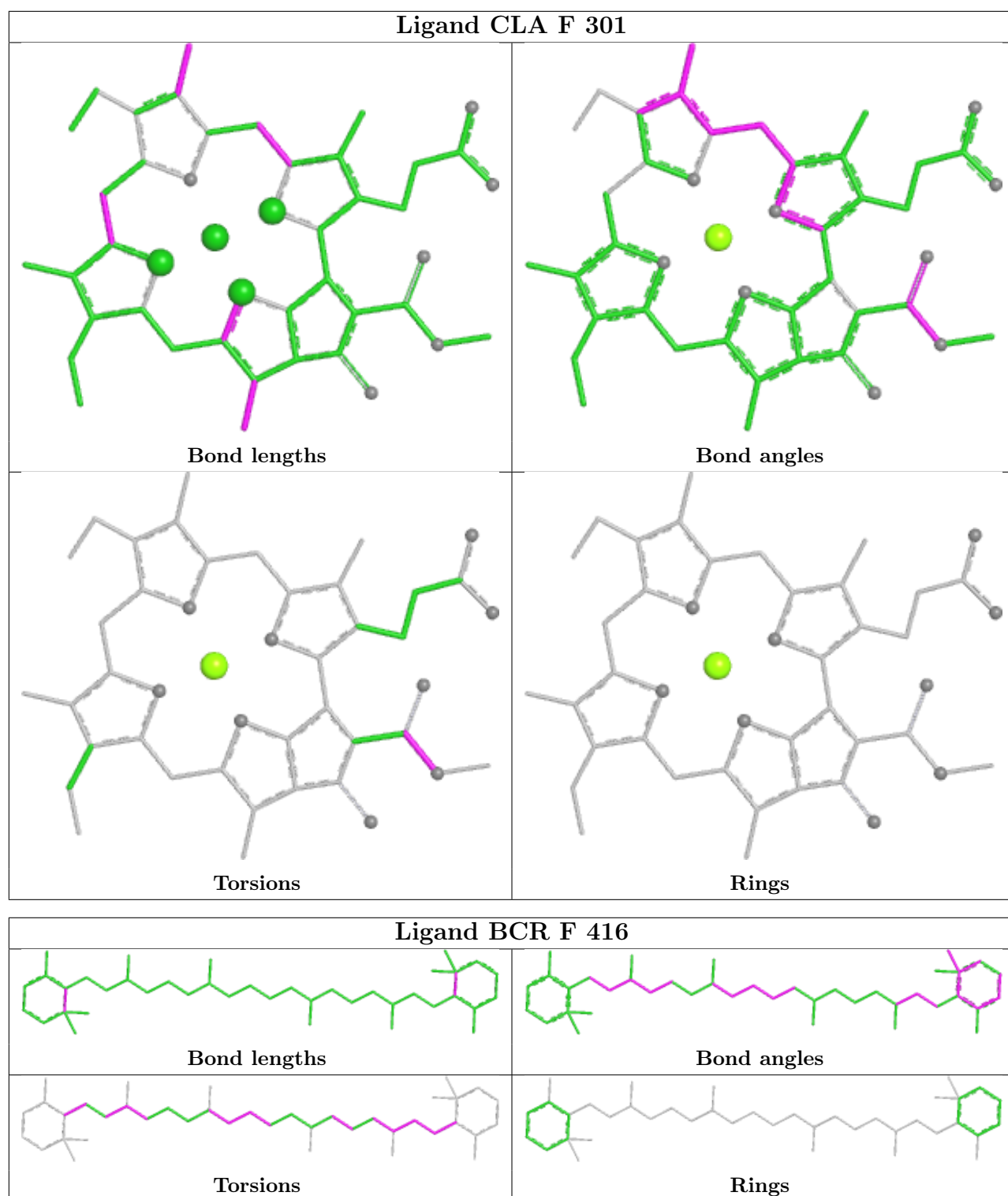
Ligand CLA 3 607

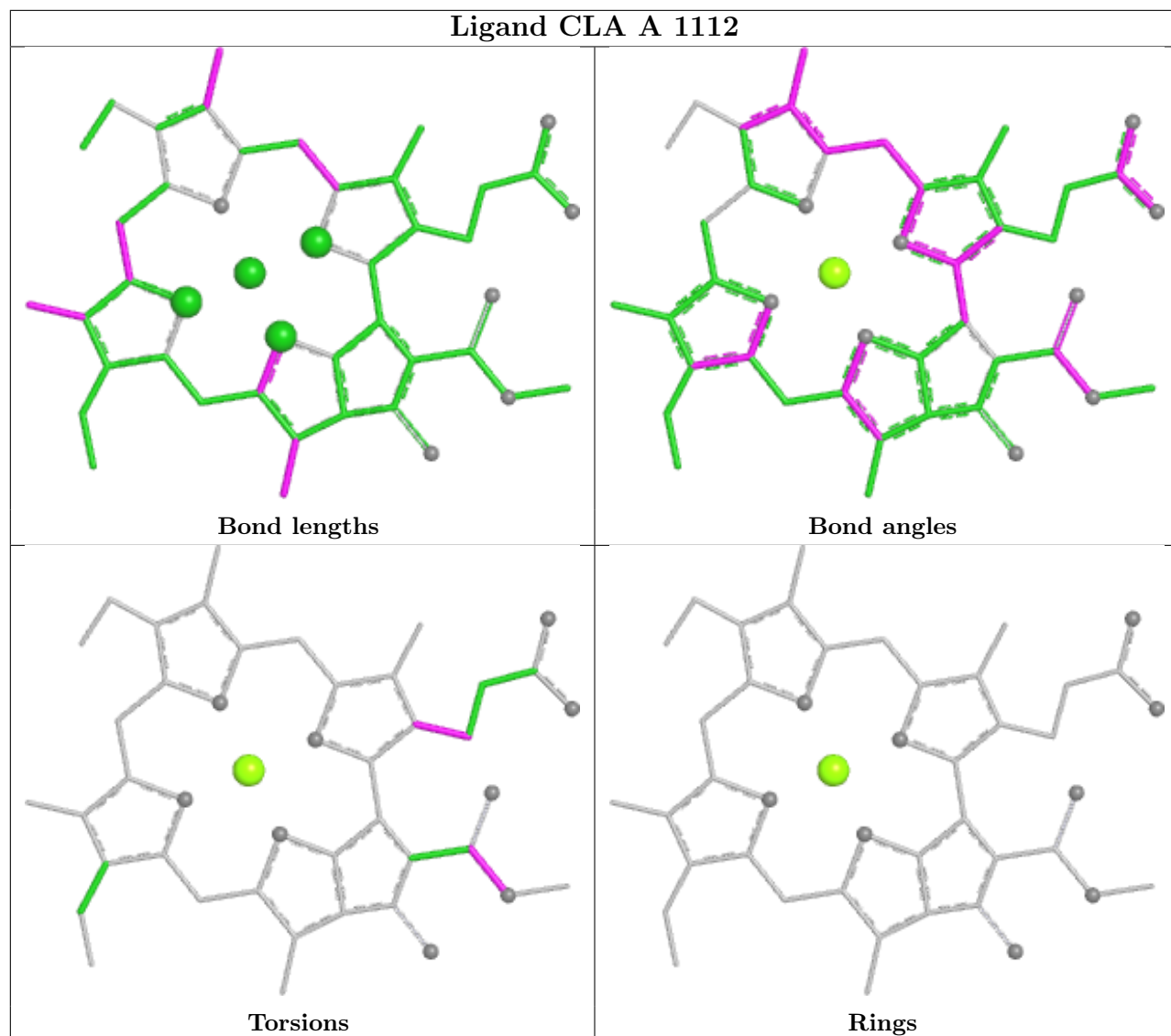




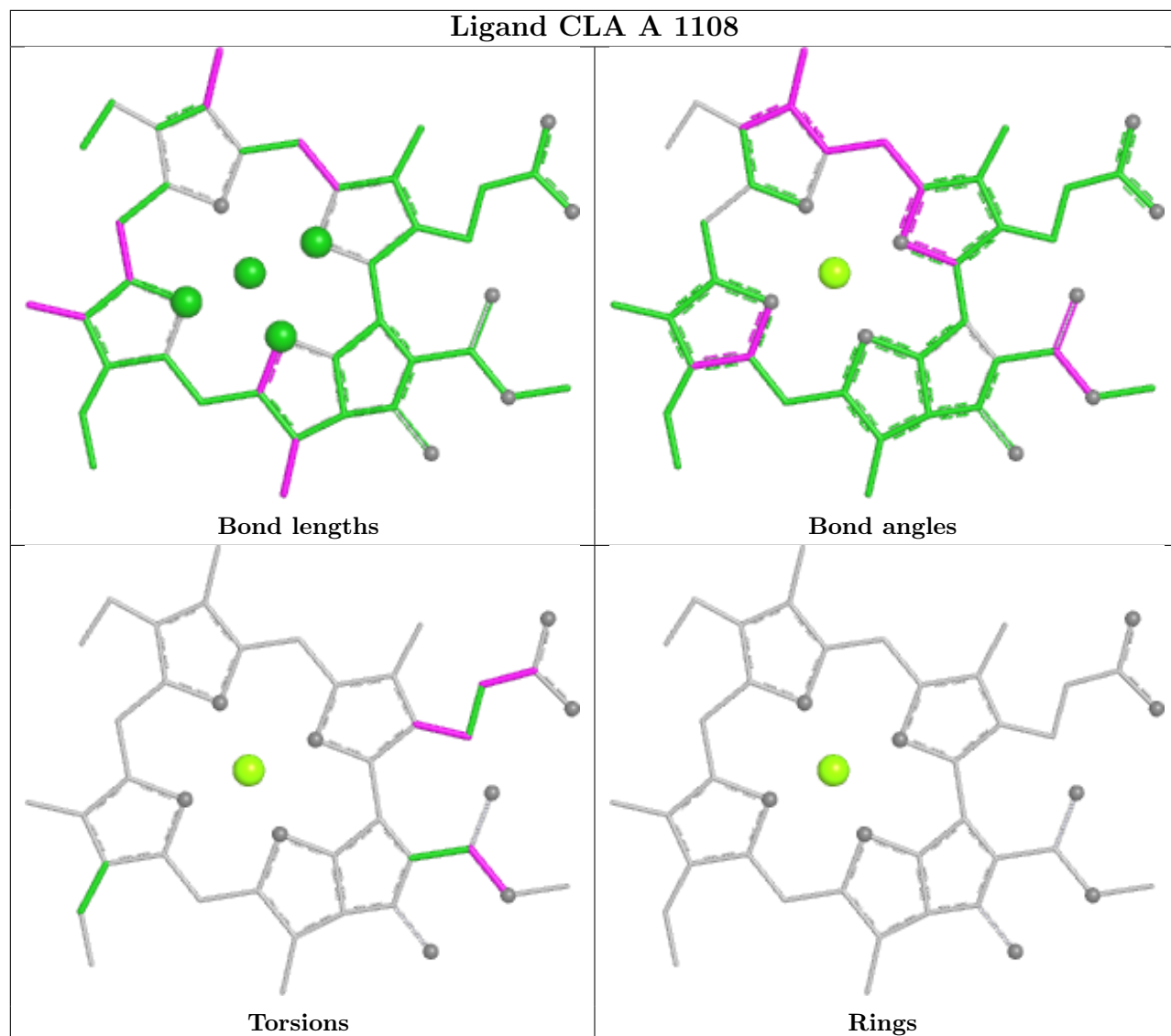


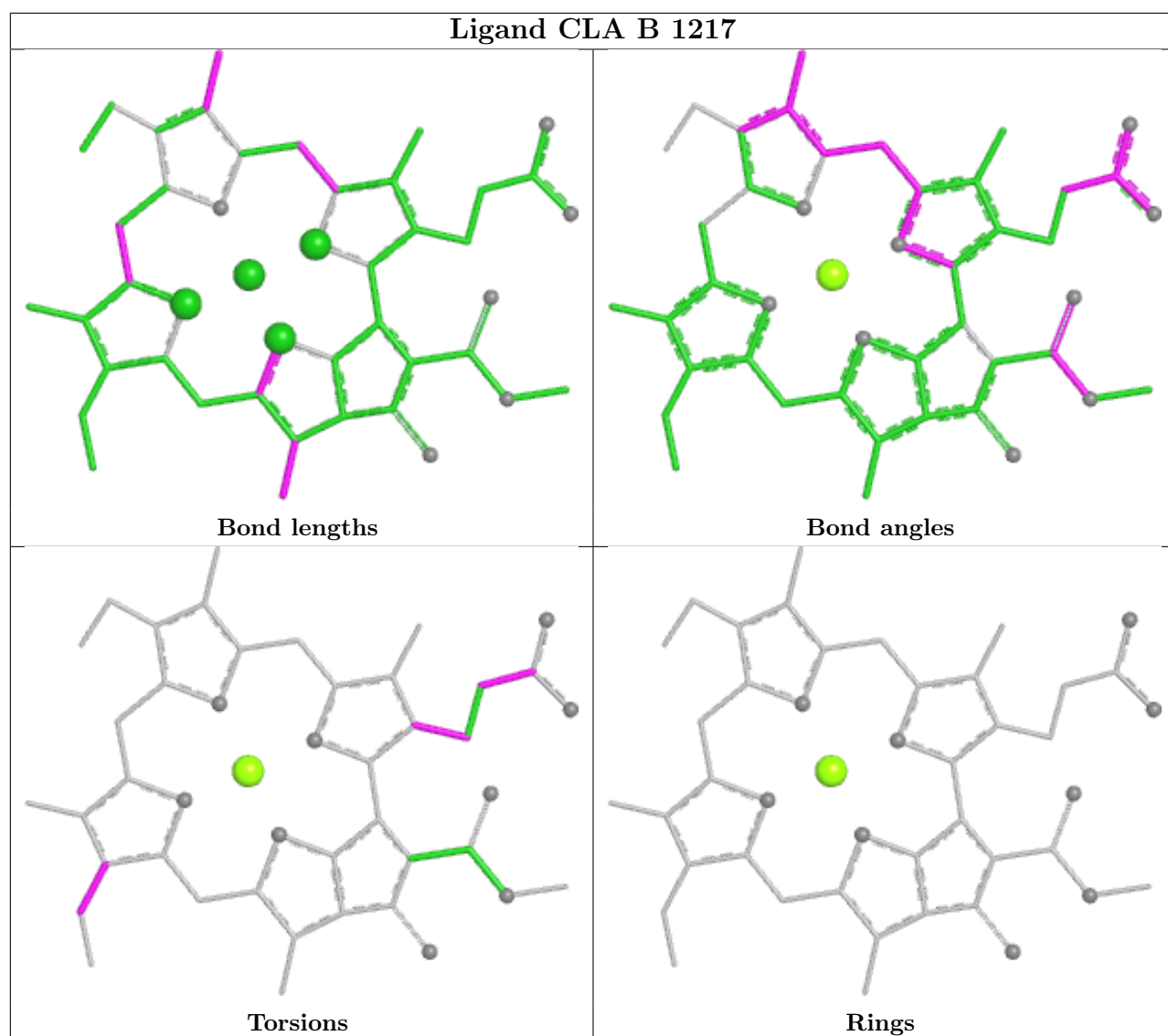




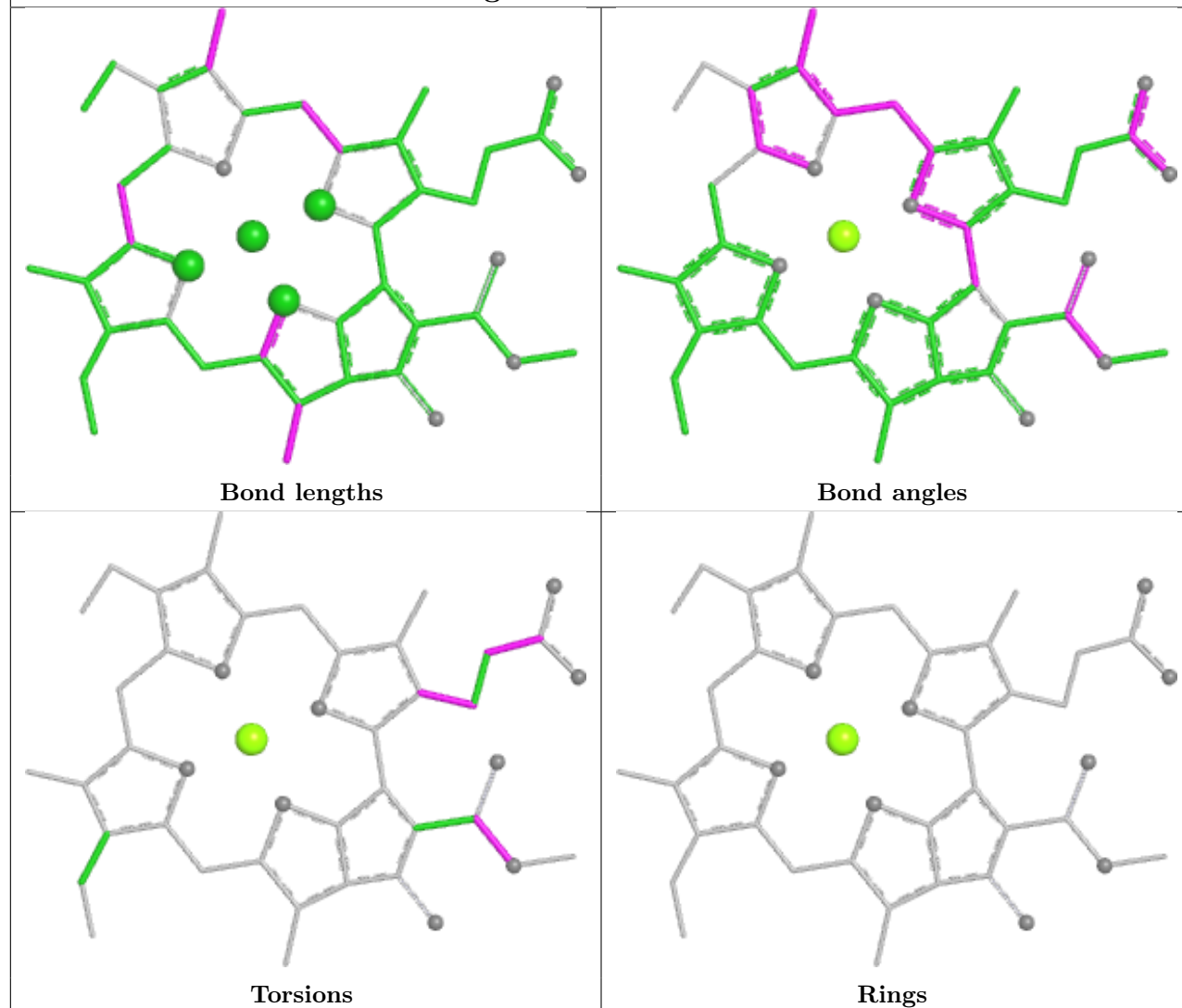


Ligand CLA A 1108

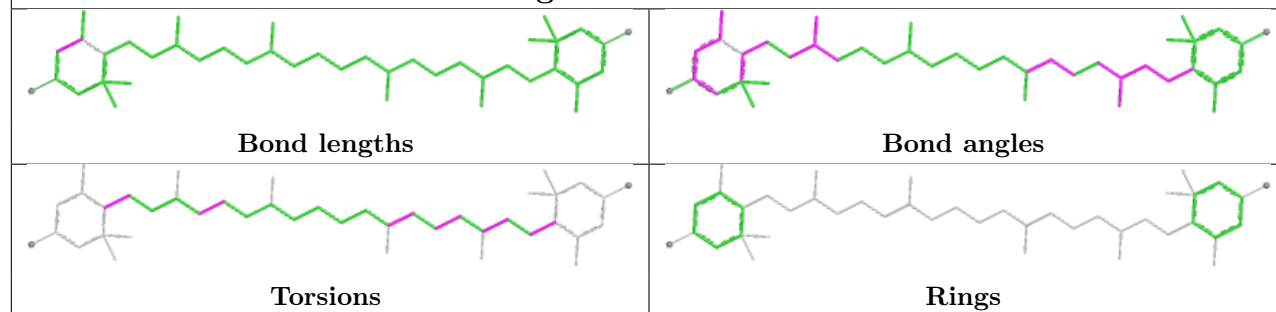


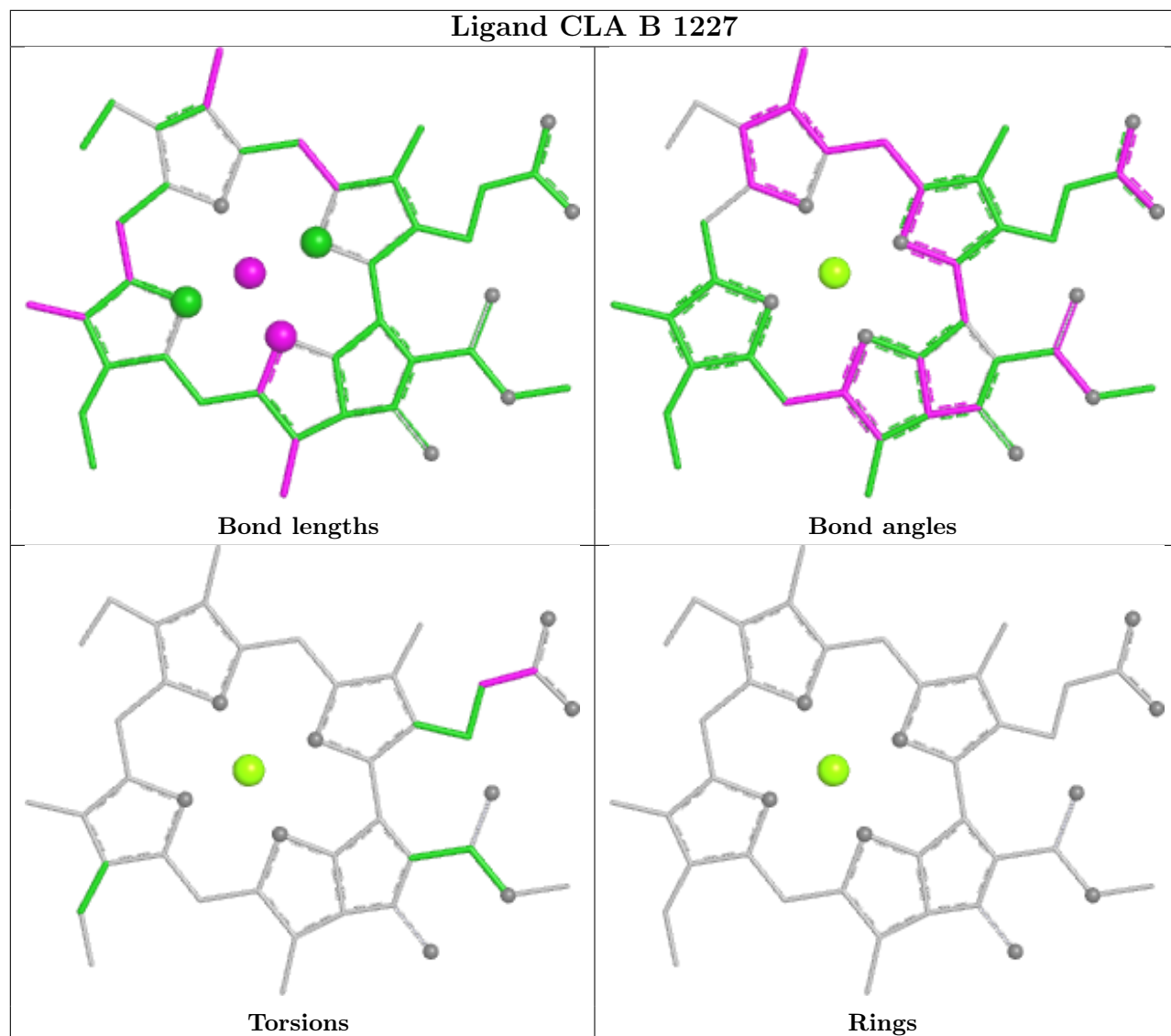


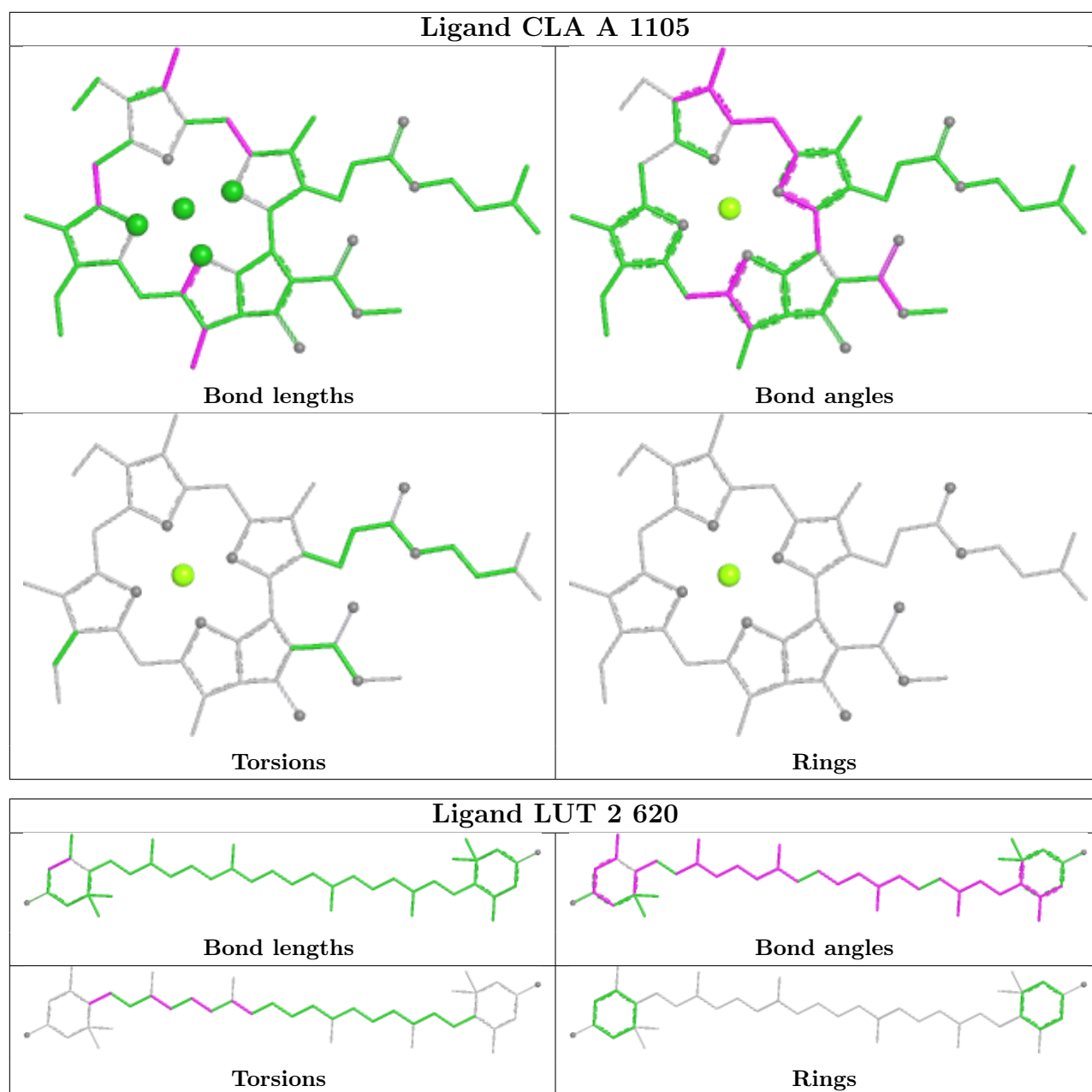
Ligand CLA A 1134

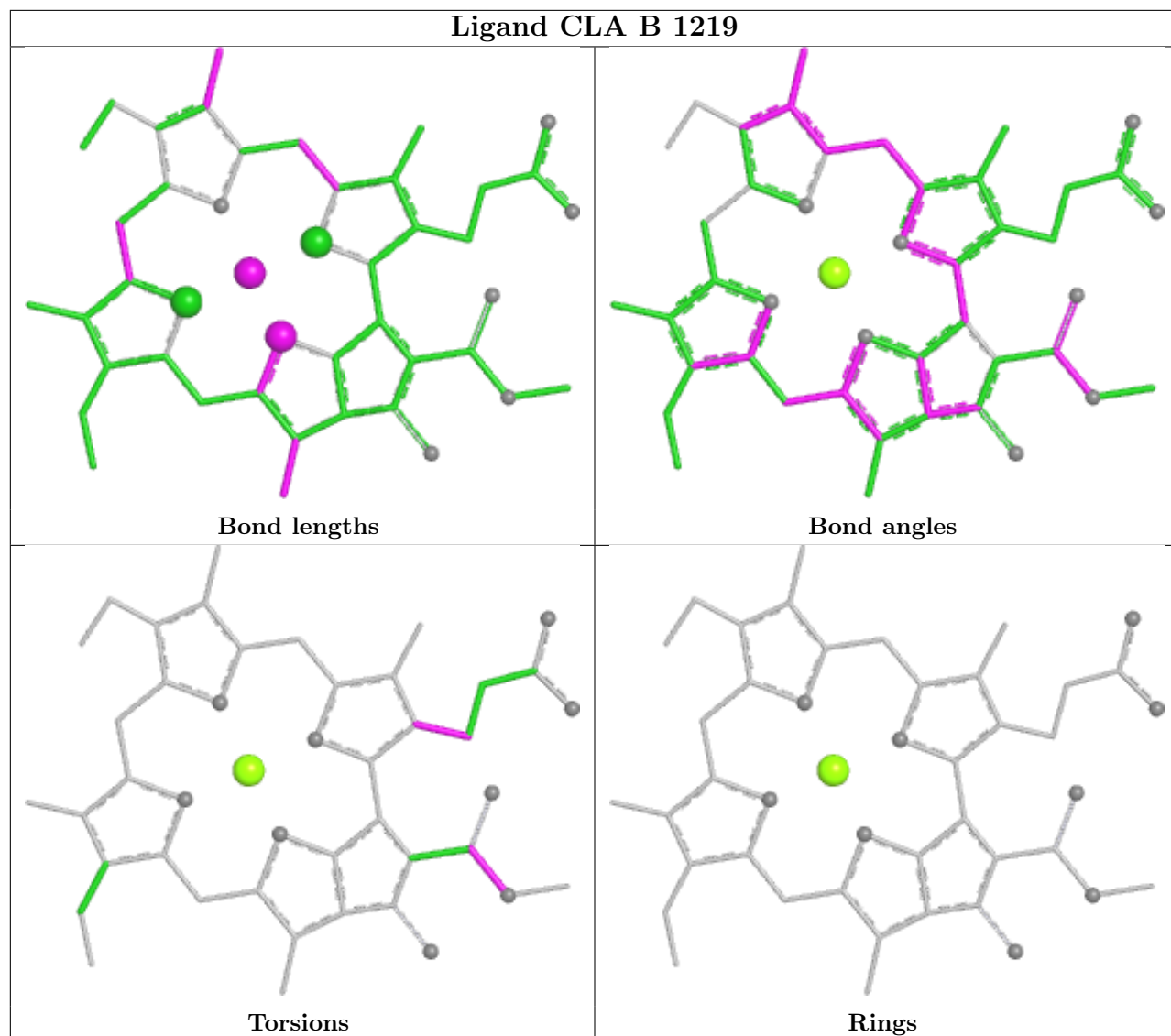


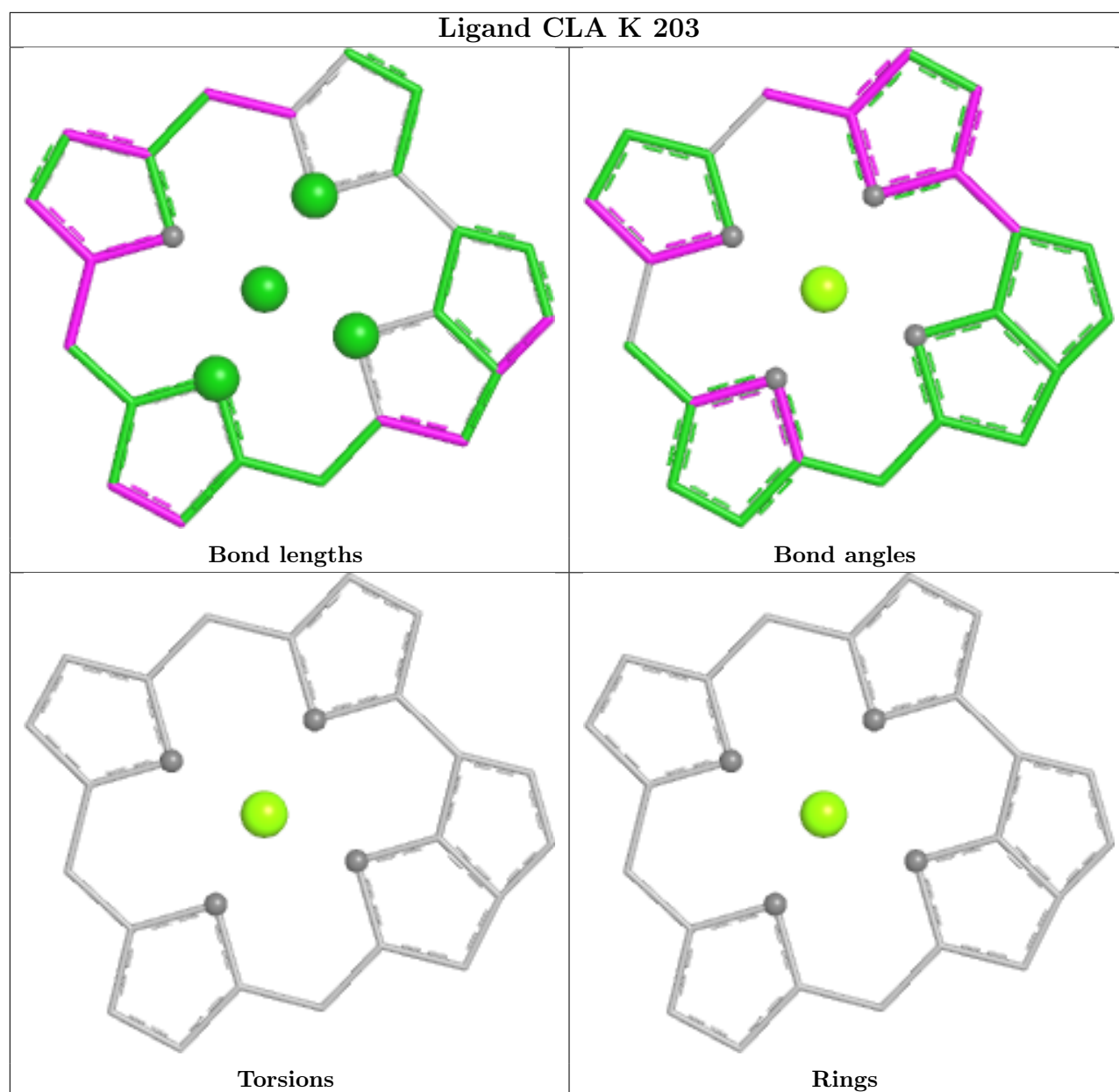
Ligand LUT 2 623











5.7 Other polymers [i](#)

There are no such residues in this entry.

5.8 Polymer linkage issues [i](#)

There are no chain breaks in this entry.

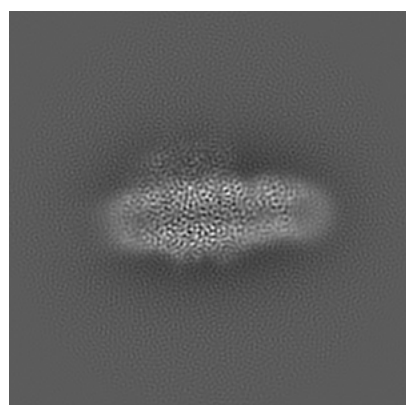
6 Map visualisation [i](#)

This section contains visualisations of the EMDB entry EMD-23040. These allow visual inspection of the internal detail of the map and identification of artifacts.

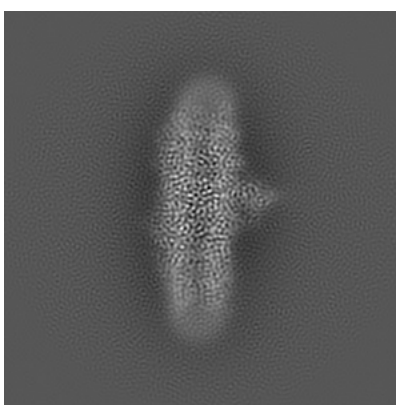
No raw map or half-maps were deposited for this entry and therefore no images, graphs, etc. pertaining to the raw map can be shown.

6.1 Orthogonal projections [i](#)

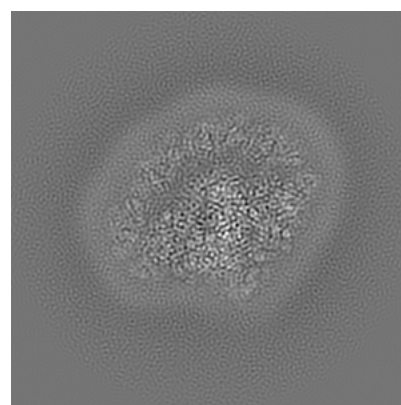
6.1.1 Primary map



X



Y

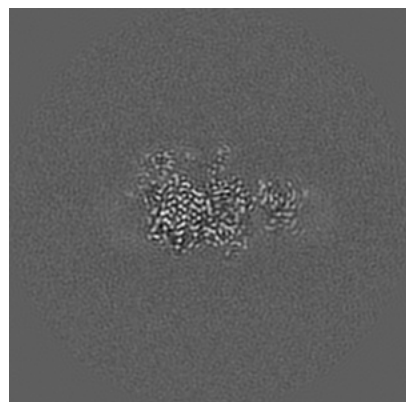


Z

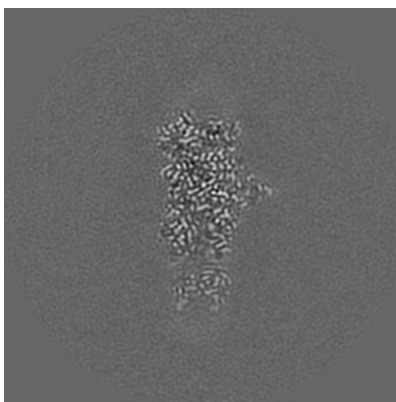
The images above show the map projected in three orthogonal directions.

6.2 Central slices [i](#)

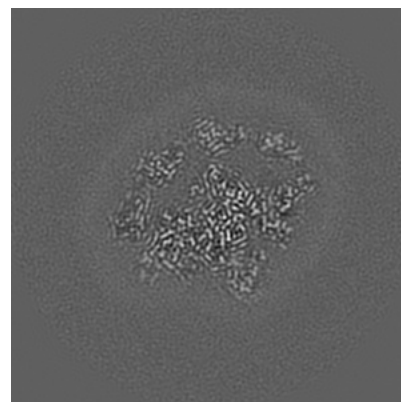
6.2.1 Primary map



X Index: 140



Y Index: 140

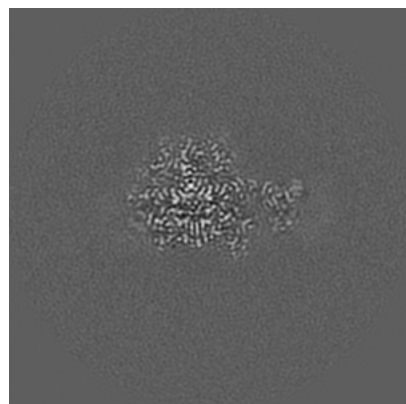


Z Index: 140

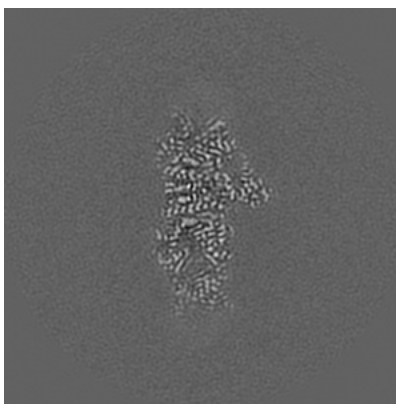
The images above show central slices of the map in three orthogonal directions.

6.3 Largest variance slices [i](#)

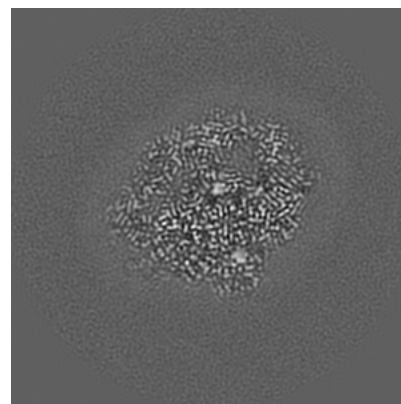
6.3.1 Primary map



X Index: 150



Y Index: 129

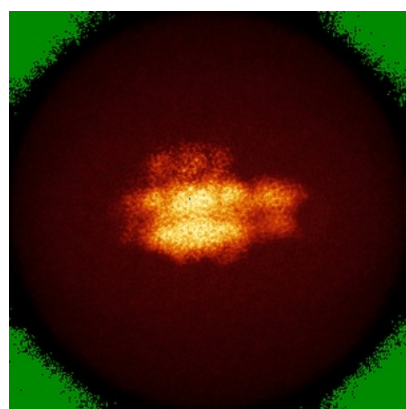


Z Index: 148

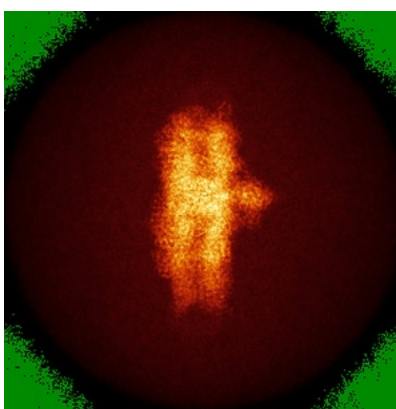
The images above show the largest variance slices of the map in three orthogonal directions.

6.4 Orthogonal standard-deviation projections (False-color) [i](#)

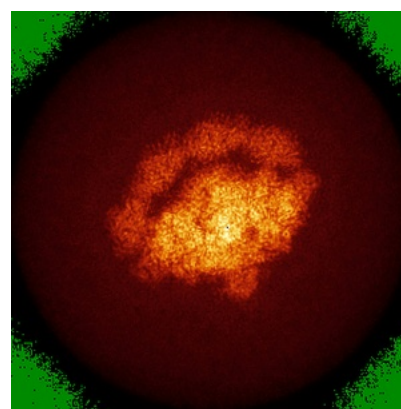
6.4.1 Primary map



X



Y




Z

The images above show the map standard deviation projections with false color in three orthogonal directions. Minimum values are shown in green, max in blue, and dark to light orange shades represent small to large values respectively.

6.5 Orthogonal surface views [i](#)

6.5.1 Primary map



The images above show the 3D surface view of the map at the recommended contour level 0.5. These images, in conjunction with the slice images, may facilitate assessment of whether an appropriate contour level has been provided.

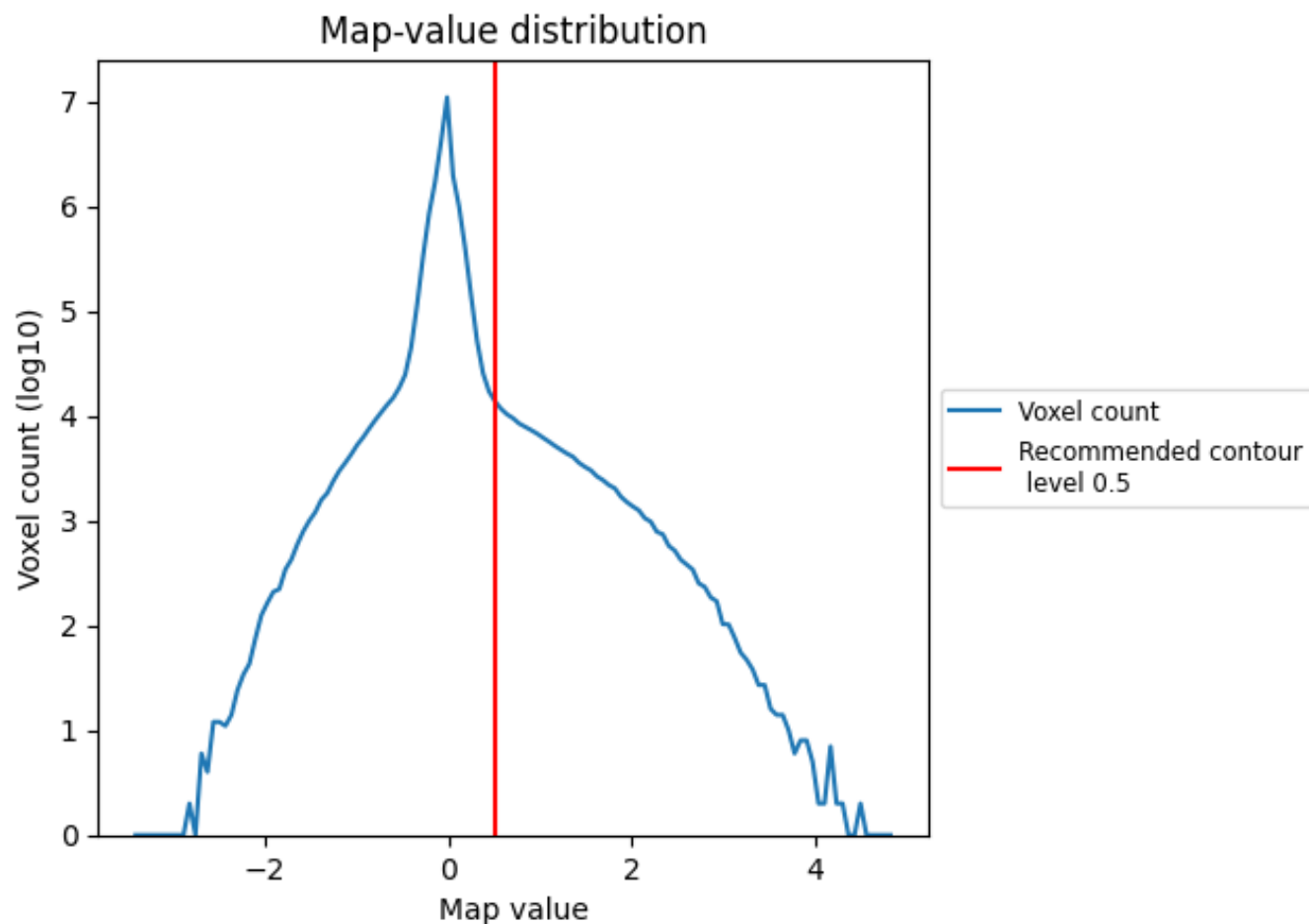
6.6 Mask visualisation [i](#)

This section was not generated. No masks/segmentation were deposited.

7 Map analysis [i](#)

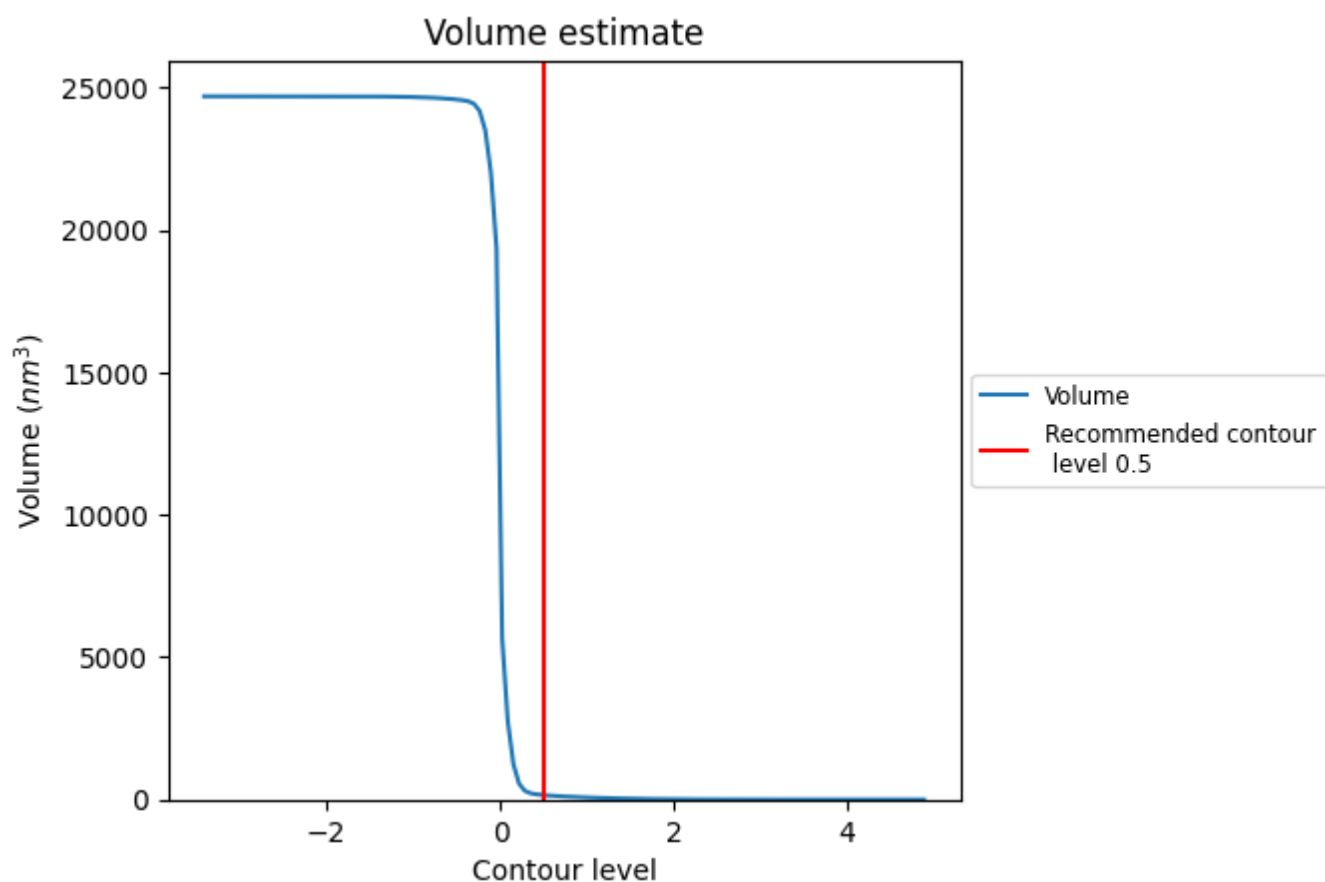
This section contains the results of statistical analysis of the map.

7.1 Map-value distribution [i](#)



The map-value distribution is plotted in 128 intervals along the x-axis. The y-axis is logarithmic. A spike in this graph at zero usually indicates that the volume has been masked.

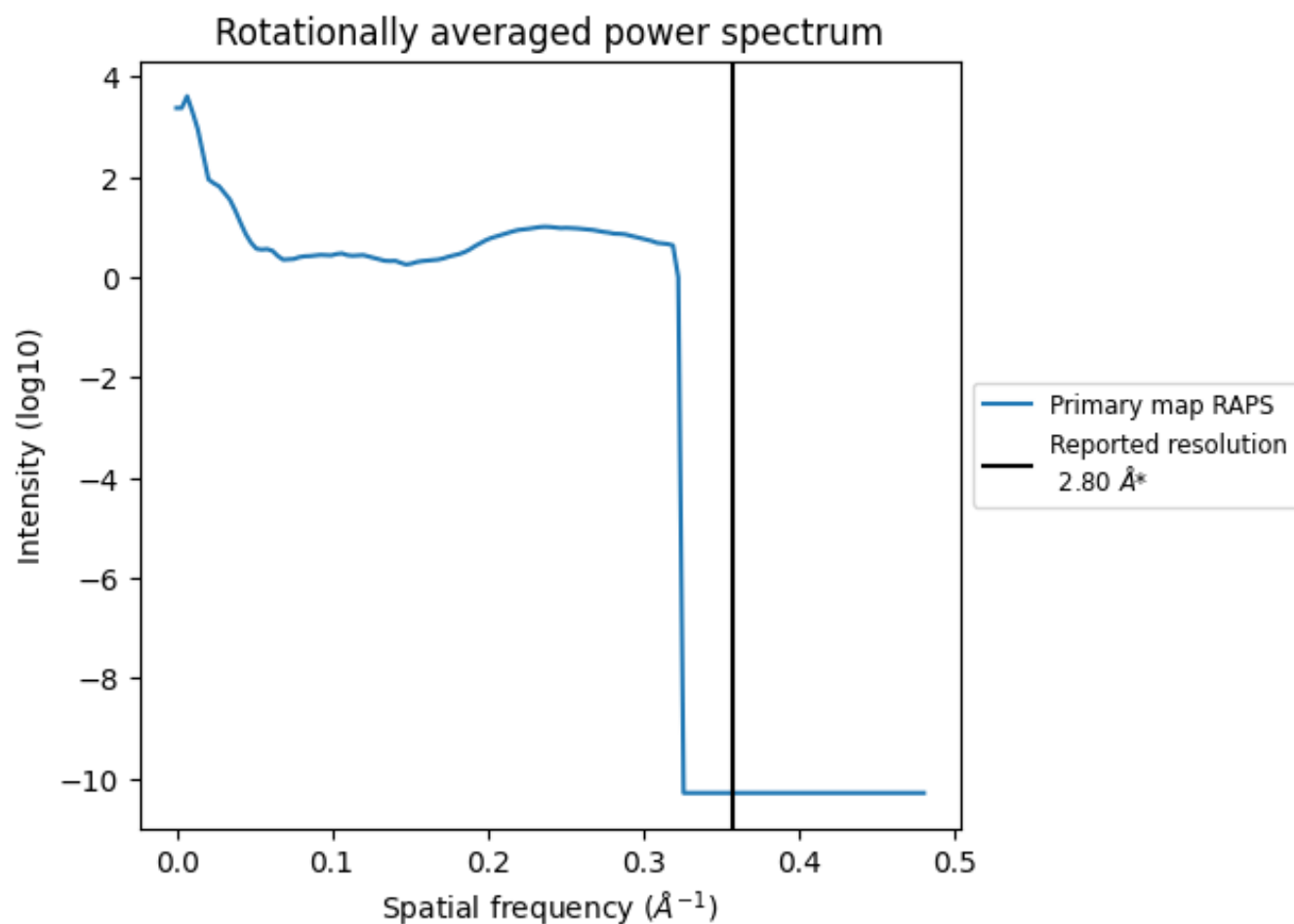
7.2 Volume estimate [i](#)



The volume at the recommended contour level is 158 nm^3 ; this corresponds to an approximate mass of 143 kDa.

The volume estimate graph shows how the enclosed volume varies with the contour level. The recommended contour level is shown as a vertical line and the intersection between the line and the curve gives the volume of the enclosed surface at the given level.

7.3 Rotationally averaged power spectrum ⓘ



*Reported resolution corresponds to spatial frequency of 0.357 \AA^{-1}

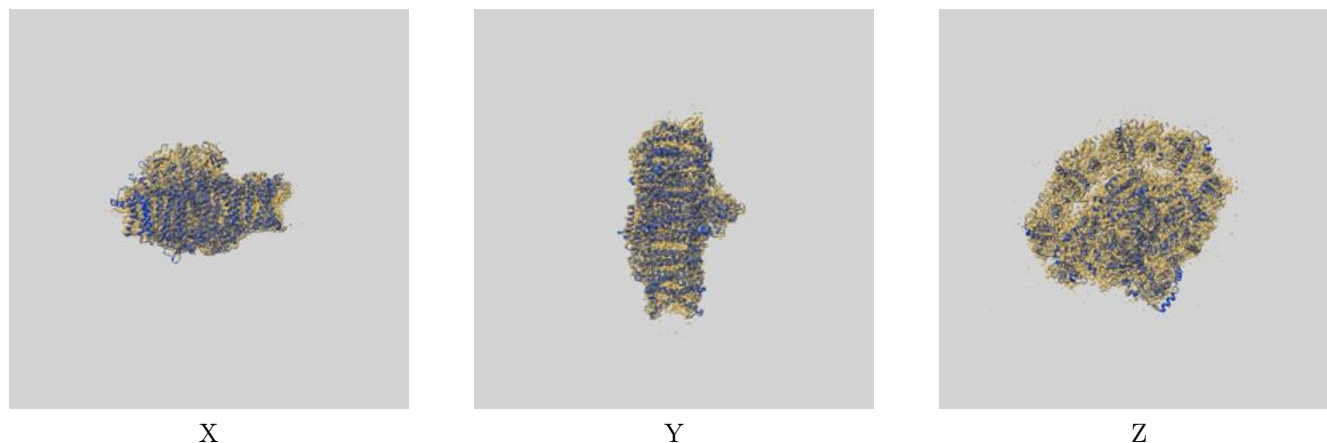
8 Fourier-Shell correlation

This section was not generated. No FSC curve or half-maps provided.

9 Map-model fit [i](#)

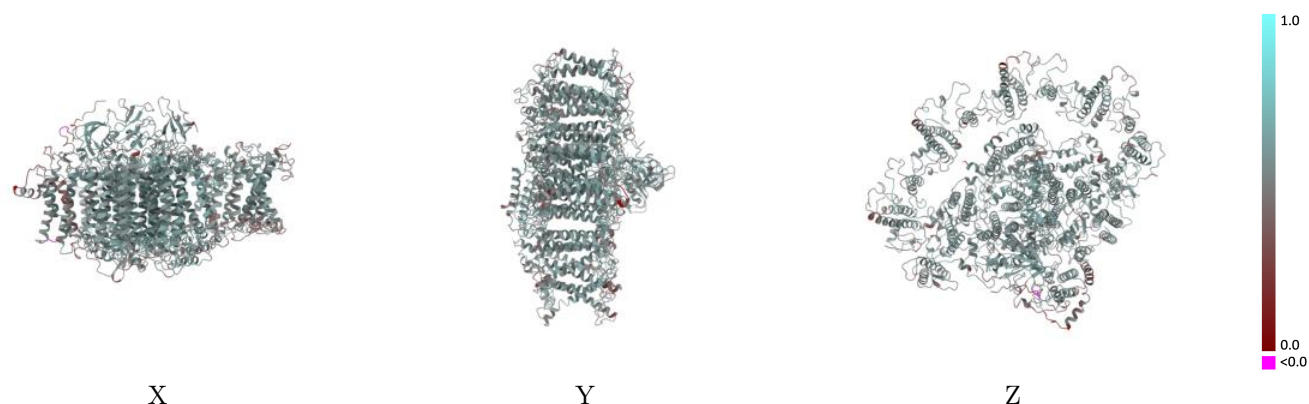
This section contains information regarding the fit between EMDB map EMD-23040 and PDB model 7KUX. Per-residue inclusion information can be found in section [3](#) on page [27](#).

9.1 Map-model overlay [i](#)



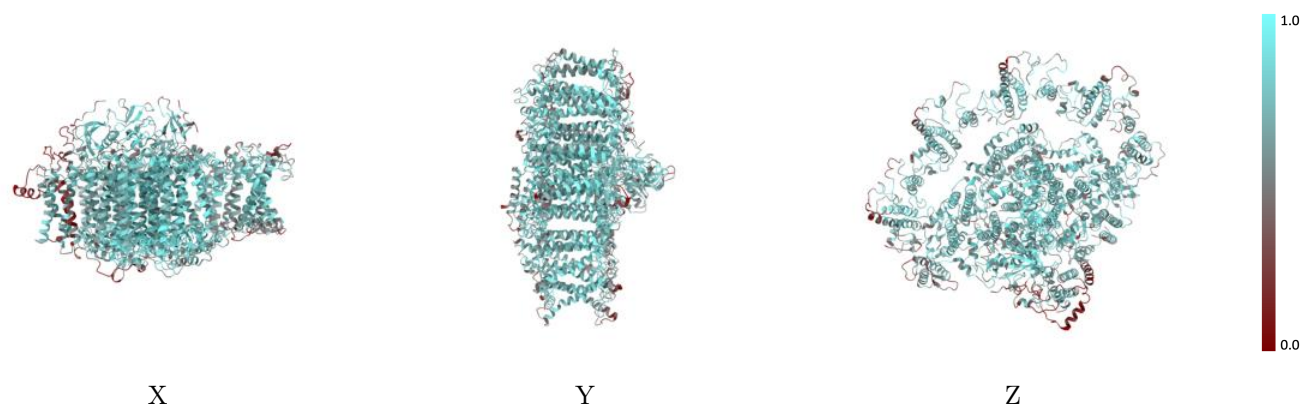
The images above show the 3D surface view of the map at the recommended contour level 0.5 at 50% transparency in yellow overlaid with a ribbon representation of the model coloured in blue. These images allow for the visual assessment of the quality of fit between the atomic model and the map.

9.2 Q-score mapped to coordinate model [i](#)



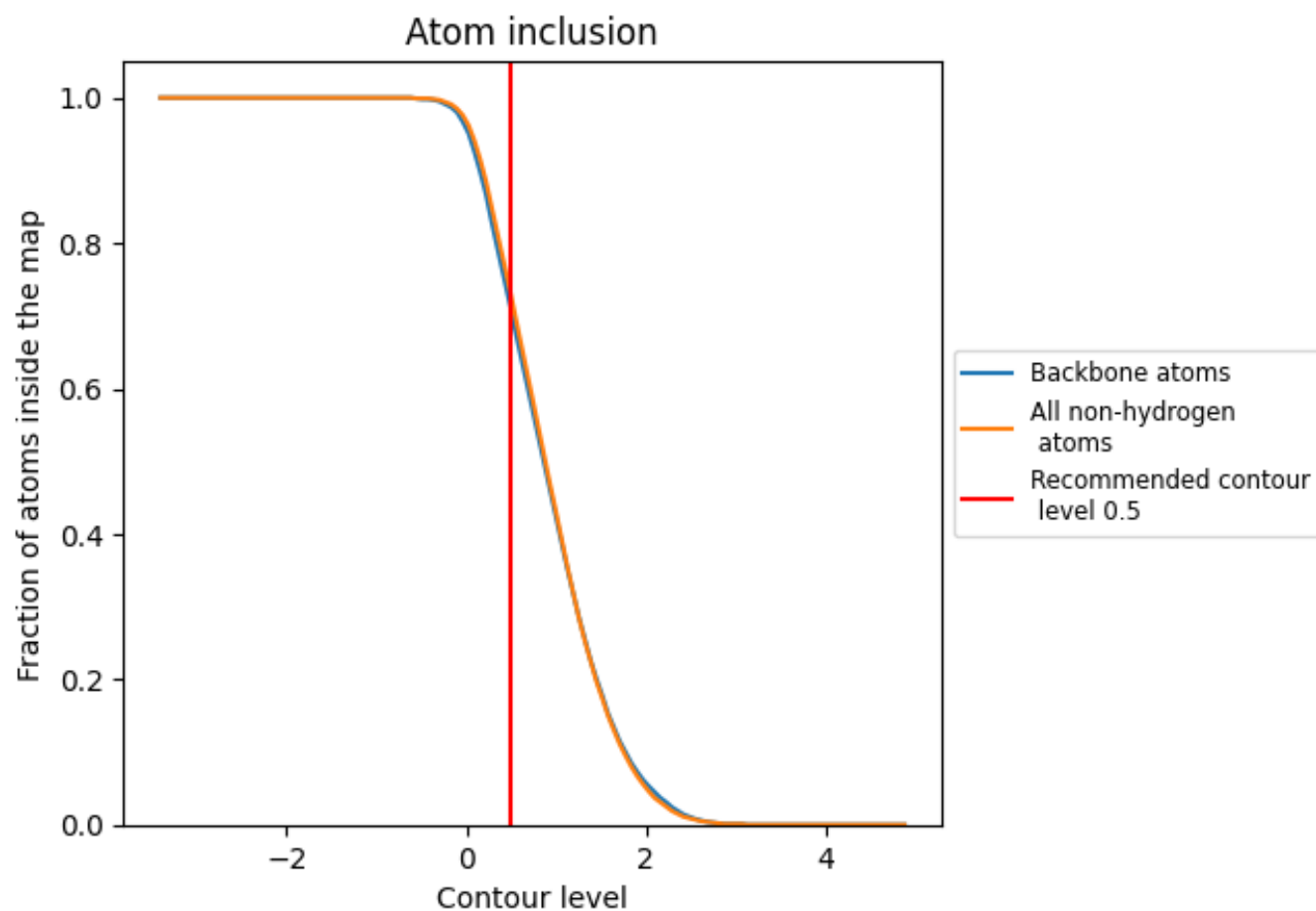
The images above show the model with each residue coloured according to its Q-score. This shows their resolvability in the map with higher Q-score values reflecting better resolvability. Please note: Q-score is calculating the resolvability of atoms, and thus high values are only expected at resolutions at which atoms can be resolved. Low Q-score values may therefore be expected for many entries.

9.3 Atom inclusion mapped to coordinate model [i](#)



The images above show the model with each residue coloured according to its atom inclusion. This shows to what extent they are inside the map at the recommended contour level (0.5).

9.4 Atom inclusion [i](#)



At the recommended contour level, 71% of all backbone atoms, 73% of all non-hydrogen atoms, are inside the map.

9.5 Map-model fit summary ⓘ

The table lists the average atom inclusion at the recommended contour level (0.5) and Q-score for the entire model and for each chain.

Chain	Atom inclusion	Q-score
All	<div></div> 0.7280	<div></div> 0.5460
1	<div></div> 0.6710	<div></div> 0.5260
2	<div></div> 0.6570	<div></div> 0.5240
3	<div></div> 0.6500	<div></div> 0.5290
4	<div></div> 0.6710	<div></div> 0.5180
A	<div></div> 0.8050	<div></div> 0.5680
B	<div></div> 0.8170	<div></div> 0.5730
C	<div></div> 0.8060	<div></div> 0.5680
D	<div></div> 0.6760	<div></div> 0.5320
E	<div></div> 0.6970	<div></div> 0.5370
F	<div></div> 0.7070	<div></div> 0.5490
G	<div></div> 0.6660	<div></div> 0.5370
H	<div></div> 0.2460	<div></div> 0.3980
I	<div></div> 0.7040	<div></div> 0.5450
J	<div></div> 0.7580	<div></div> 0.5580
K	<div></div> 0.5540	<div></div> 0.5000
L	<div></div> 0.5940	<div></div> 0.5040
M	<div></div> 0.6310	<div></div> 0.5120

1.0

0.0

<0.0