



Full wwPDB NMR Structure Validation Report ⓘ

Dec 25, 2024 – 03:41 AM EST

PDB ID : 5K5G
BMRB ID : 30099
Title : Structure of human islet amyloid polypeptide in complex with an engineered binding protein
Authors : Mirecka, E.A.; Feuerstein, S.; Gremer, L.; Schroeder, G.F.; Stoldt, M.; Willbold, D.; Hoyer, W.
Deposited on : 2016-05-23

This is a Full wwPDB NMR Structure Validation Report for a publicly released PDB entry.

We welcome your comments at validation@mail.wwpdb.org

A user guide is available at

<https://www.wwpdb.org/validation/2017/NMRValidationReportHelp>

with specific help available everywhere you see the ⓘ symbol.

The types of validation reports are described at

<http://www.wwpdb.org/validation/2017/FAQs#types>.

The following versions of software and data (see [references ⓘ](#)) were used in the production of this report:

MolProbity : 4.02b-467
Percentile statistics : 20231227.v01 (using entries in the PDB archive December 27th 2023)
wwPDB-RCI : v_1n_11_5_13_A (Berjanski et al., 2005)
PANAV : Wang et al. (2010)
wwPDB-ShiftChecker : v1.2
BMRB Restraints Analysis : v1.2
Ideal geometry (proteins) : Engh & Huber (2001)
Ideal geometry (DNA, RNA) : Parkinson et al. (1996)
Validation Pipeline (wwPDB-VP) : 2.40

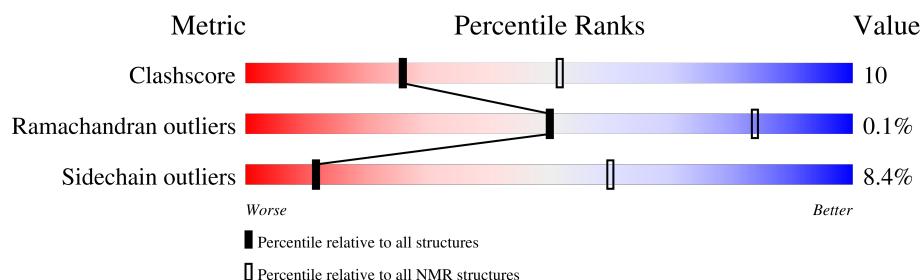
1 Overall quality at a glance

The following experimental techniques were used to determine the structure:

SOLUTION NMR

The overall completeness of chemical shifts assignment is 42%.

Percentile scores (ranging between 0-100) for global validation metrics of the entry are shown in the following graphic. The table shows the number of entries on which the scores are based.



Metric	Whole archive (#Entries)	NMR archive (#Entries)
Clashscore	210492	14027
Ramachandran outliers	207382	12486
Sidechain outliers	206894	12463

The table below summarises the geometric issues observed across the polymeric chains and their fit to the experimental data. The red, orange, yellow and green segments indicate the fraction of residues that contain outliers for ≥ 3 , 2, 1 and 0 types of geometric quality criteria. A cyan segment indicates the fraction of residues that are not part of the well-defined cores, and a grey segment represents the fraction of residues that are not modelled. The numeric value for each fraction is indicated below the corresponding segment, with a dot representing fractions $\leq 5\%$

Mol	Chain	Length	Quality of chain
1	A	37	
2	B	69	
2	C	69	

2 Ensemble composition and analysis

This entry contains 10 models. Model 3 is the overall representative, medoid model (most similar to other models). The authors have identified model 1 as representative.

The following residues are included in the computation of the global validation metrics.

Well-defined (core) protein residues			
Well-defined core	Residue range (total)	Backbone RMSD (Å)	Medoid model
1	A:12-A:28, B:15-B:56, C:13-C:56 (103)	0.62	3

Ill-defined regions of proteins are excluded from the global statistics.

Ligands and non-protein polymers are included in the analysis.

The models can be grouped into 3 clusters and 1 single-model cluster was found.

Cluster number	Models
1	3, 6, 8, 9
2	2, 5, 7
3	1, 4
Single-model clusters	10

3 Entry composition [i](#)

There are 2 unique types of molecules in this entry. The entry contains 1622 atoms, of which 798 are hydrogens and 0 are deuteriums.

- Molecule 1 is a protein called Islet amyloid polypeptide.

Mol	Chain	Residues	Atoms					Trace
1	A	21	Total	C	H	N	O	0
			318	100	158	30	30	

- Molecule 2 is a protein called HI18.

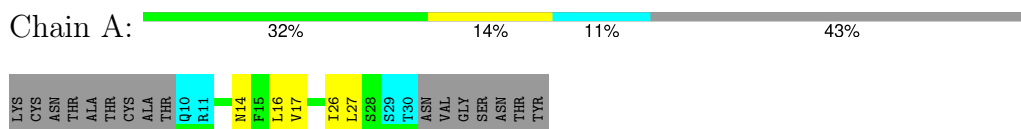
Mol	Chain	Residues	Atoms						Trace
2	B	44	Total	C	H	N	O	S	0
			652	207	320	57	67	1	
2	C	44	Total	C	H	N	O	S	0
			652	207	320	57	67	1	

4 Residue-property plots [i](#)

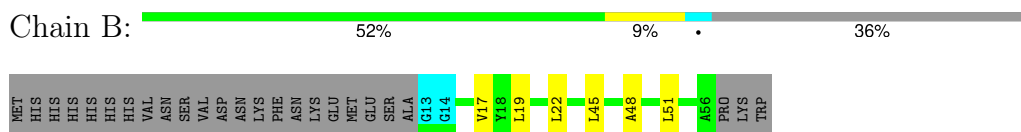
4.1 Average score per residue in the NMR ensemble

These plots are provided for all protein, RNA, DNA and oligosaccharide chains in the entry. The first graphic is the same as shown in the summary in section 1 of this report. The second graphic shows the sequence where residues are colour-coded according to the number of geometric quality criteria for which they contain at least one outlier: green = 0, yellow = 1, orange = 2 and red = 3 or more. Stretches of 2 or more consecutive residues without any outliers are shown as green connectors. Residues which are classified as ill-defined in the NMR ensemble, are shown in cyan with an underline colour-coded according to the previous scheme. Residues which were present in the experimental sample, but not modelled in the final structure are shown in grey.

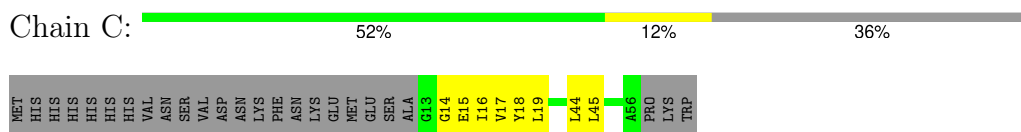
- Molecule 1: Islet amyloid polypeptide



- Molecule 2: HI18



- Molecule 2: HI18

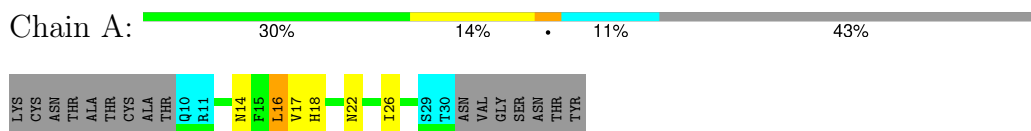


4.2 Scores per residue for each member of the ensemble

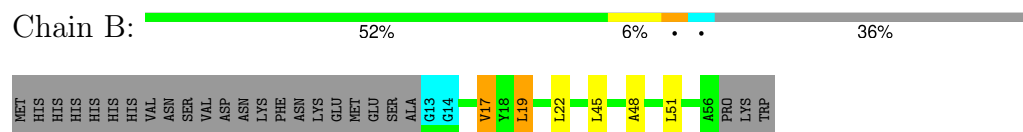
Colouring as in section 4.1 above.

4.2.1 Score per residue for model 1

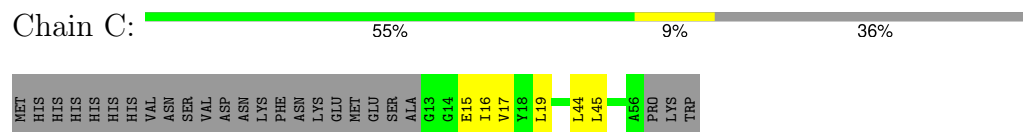
- Molecule 1: Islet amyloid polypeptide



- Molecule 2: HI18

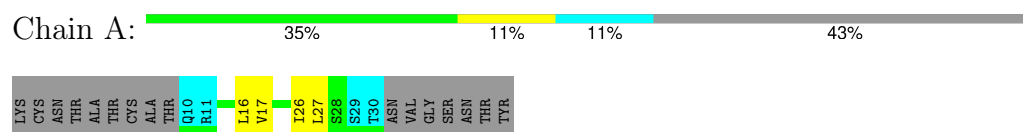


- Molecule 2: HI18

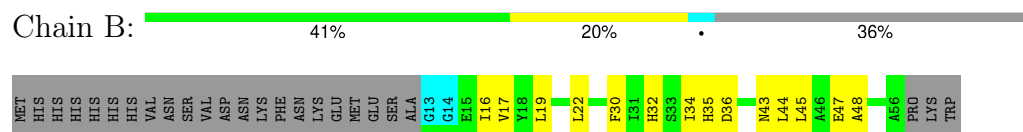


4.2.2 Score per residue for model 2

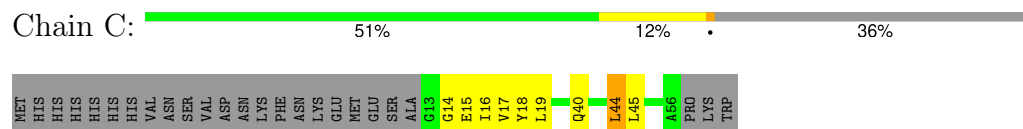
- Molecule 1: Islet amyloid polypeptide



- Molecule 2: HI18

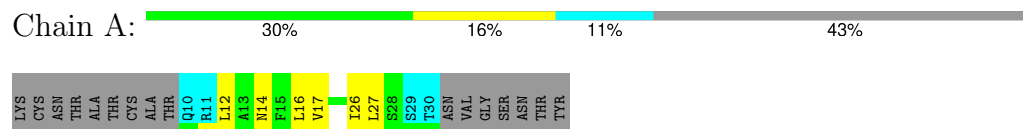


- Molecule 2: HI18



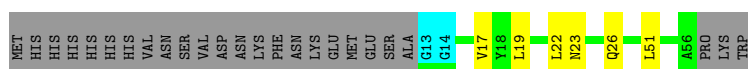
4.2.3 Score per residue for model 3 (medoid)

- Molecule 1: Islet amyloid polypeptide



- Molecule 2: HI18



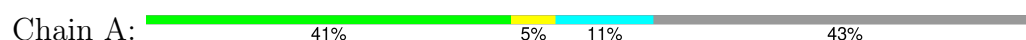


• Molecule 2: HI18



4.2.4 Score per residue for model 4


• Molecule 1: Islet amyloid polypeptide



• Molecule 2: HI18

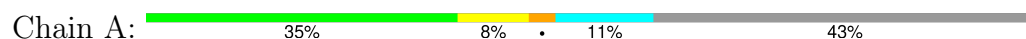


• Molecule 2: HI18



4.2.5 Score per residue for model 5

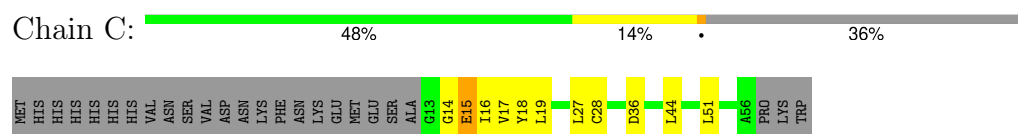
• Molecule 1: Islet amyloid polypeptide



• Molecule 2: HI18

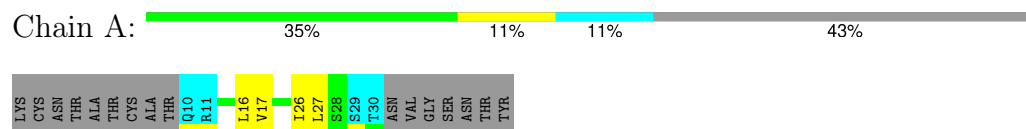


• Molecule 2: HI18




4.2.6 Score per residue for model 6


- Molecule 1: Islet amyloid polypeptide



- Molecule 2: HI18

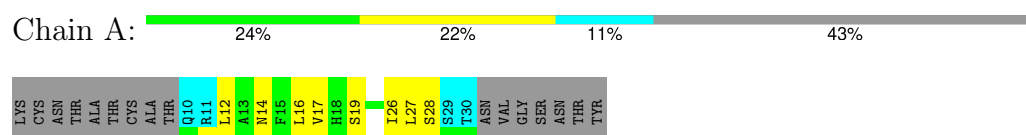


- Molecule 2: HI18




4.2.7 Score per residue for model 7

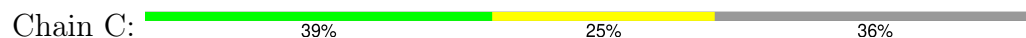
- Molecule 1: Islet amyloid polypeptide




- Molecule 2: HI18



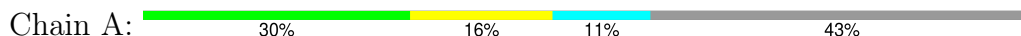
- Molecule 2: HI18



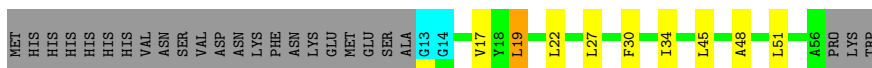


4.2.8 Score per residue for model 8

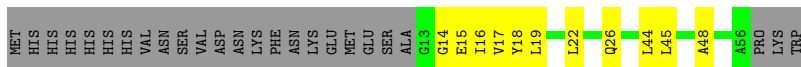
- Molecule 1: Islet amyloid polypeptide



- Molecule 2: HI18

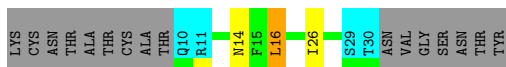
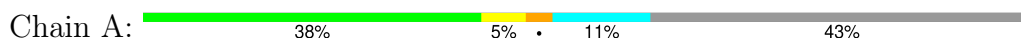


- Molecule 2: HI18

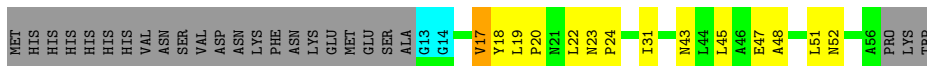


4.2.9 Score per residue for model 9


- Molecule 1: Islet amyloid polypeptide



- Molecule 2: HI18

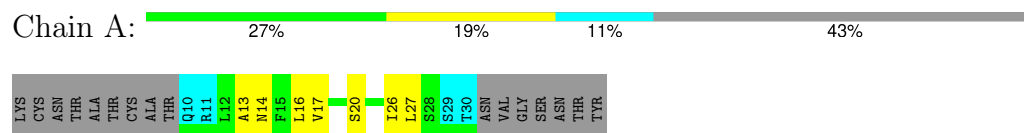


- Molecule 2: HI18

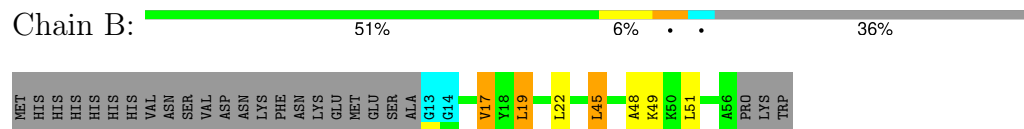


4.2.10 Score per residue for model 10

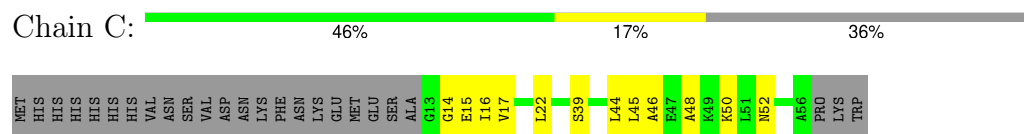
- Molecule 1: Islet amyloid polypeptide



- Molecule 2: HI18



- Molecule 2: HI18



5 Refinement protocol and experimental data overview

The models were refined using the following method: *simulated annealing*.

Of the 100 calculated structures, 10 were deposited, based on the following criterion: *structures with the lowest energy*.

The following table shows the software used for structure solution, optimisation and refinement.

Software name	Classification	Version
CNS	refinement	1.21
ARIA	refinement	2.3.2
CcpNmr Analysis	structure solution	2.3
NMRPipe	structure solution	7.9
VnmrJ	structure solution	2.3A

The following table shows chemical shift validation statistics as aggregates over all chemical shift files. Detailed validation can be found in section 7 of this report.

Chemical shift file(s)	working_cs.cif
Number of chemical shift lists	3
Total number of shifts	1074
Number of shifts mapped to atoms	1074
Number of unparsed shifts	0
Number of shifts with mapping errors	0
Number of shifts with mapping warnings	0
Assignment completeness (well-defined parts)	42%

6 Model quality [i](#)

6.1 Standard geometry [i](#)

There are no covalent bond-length or bond-angle outliers.

There are no bond-length outliers.

There are no bond-angle outliers.

There are no chirality outliers.

There are no planarity outliers.

6.2 Too-close contacts [i](#)

In the following table, the Non-H and H(model) columns list the number of non-hydrogen atoms and hydrogen atoms in each chain respectively. The H(added) column lists the number of hydrogen atoms added and optimized by MolProbity. The Clashes column lists the number of clashes averaged over the ensemble.

Mol	Chain	Non-H	H(model)	H(added)	Clashes
1	A	127	125	124	4±1
2	B	324	314	312	8±2
2	C	332	320	317	8±2
All	All	7830	7590	7530	154

The all-atom clashscore is defined as the number of clashes found per 1000 atoms (including hydrogen atoms). The all-atom clashscore for this structure is 10.

All unique clashes are listed below, sorted by their clash magnitude.

Atom-1	Atom-2	Clash(Å)	Distance(Å)	Models	
				Worst	Total
2:B:19:LEU:HD13	2:B:48:ALA:HB1	0.83	1.49	8	3
2:B:32:HIS:HA	2:B:35:HIS:CE1	0.76	2.16	5	2
1:A:26:ILE:HD12	2:C:16:ILE:HG12	0.66	1.67	7	10
2:C:17:VAL:HG12	2:C:19:LEU:CD1	0.64	2.23	6	9
2:B:22:LEU:CD2	2:B:51:LEU:HB3	0.60	2.27	8	6
2:C:17:VAL:HG11	2:C:45:LEU:HB3	0.59	1.73	4	2
1:A:27:LEU:O	2:C:14:GLY:HA2	0.59	1.98	8	7
2:C:17:VAL:HG12	2:C:19:LEU:HD11	0.58	1.74	3	8
2:C:17:VAL:HG11	2:C:45:LEU:HD21	0.56	1.76	6	3
2:B:20:PRO:HD2	2:B:52:ASN:OD1	0.55	2.02	5	2
2:B:23:ASN:HB2	2:B:26:GLN:OE1	0.54	2.02	3	1
2:B:43:ASN:O	2:B:47:GLU:HG3	0.54	2.03	6	2

Continued on next page...

Continued from previous page...

Atom-1	Atom-2	Clash(Å)	Distance(Å)	Models	
				Worst	Total
2:C:37:ASP:OD2	2:C:40:GLN:HG2	0.54	2.03	3	1
2:C:18:TYR:C	2:C:19:LEU:HD12	0.53	2.23	6	7
2:B:22:LEU:HD21	2:B:51:LEU:HB3	0.53	1.80	8	3
2:B:19:LEU:CD1	2:B:48:ALA:HB1	0.52	2.31	8	3
2:B:45:LEU:O	2:B:49:LYS:HG3	0.52	2.04	4	2
1:A:18:HIS:HB3	1:A:22:ASN:OD1	0.52	2.05	1	1
1:A:14:ASN:HB3	1:A:26:ILE:HG23	0.52	1.82	1	1
2:B:30:PHE:O	2:B:34:ILE:HG12	0.51	2.05	2	3
2:B:22:LEU:HD12	2:B:27:LEU:HD23	0.51	1.82	8	1
2:C:17:VAL:HG11	2:C:45:LEU:HD22	0.51	1.82	10	2
2:B:19:LEU:HD12	2:B:22:LEU:CD1	0.50	2.36	1	2
1:A:17:VAL:HG13	2:B:17:VAL:HG23	0.50	1.83	8	8
2:B:18:TYR:O	2:B:20:PRO:HD3	0.50	2.06	7	3
2:B:43:ASN:O	2:B:47:GLU:HG2	0.49	2.08	2	3
2:B:21:ASN:ND2	2:B:56:ALA:HA	0.49	2.23	4	1
1:A:16:LEU:HA	2:B:17:VAL:O	0.48	2.08	4	3
2:C:17:VAL:CG1	2:C:45:LEU:HD22	0.48	2.38	4	2
2:B:19:LEU:HG	2:B:48:ALA:HB1	0.48	1.83	2	6
2:B:22:LEU:HD12	2:B:27:LEU:CD2	0.48	2.39	8	1
2:C:17:VAL:CG1	2:C:45:LEU:HD21	0.48	2.39	6	2
2:C:30:PHE:O	2:C:34:ILE:HG12	0.47	2.09	7	2
2:C:22:LEU:HD11	2:C:48:ALA:HB1	0.47	1.86	10	4
2:B:19:LEU:HB3	2:B:22:LEU:HG	0.46	1.86	2	6
2:C:45:LEU:C	2:C:45:LEU:HD13	0.46	2.30	6	4
2:B:48:ALA:HA	2:B:51:LEU:HB2	0.46	1.87	8	2
2:C:26:GLN:HA	2:C:26:GLN:OE1	0.45	2.11	8	1
2:C:23:ASN:HB2	2:C:26:GLN:OE1	0.45	2.12	7	1
2:B:19:LEU:N	2:B:19:LEU:HD22	0.44	2.27	4	3
1:A:17:VAL:CG1	2:B:17:VAL:HG23	0.44	2.42	5	2
2:C:27:LEU:HD12	2:C:28:CYS:N	0.44	2.28	5	2
2:B:35:HIS:CD2	2:B:36:ASP:HB2	0.43	2.48	2	1
2:C:15:GLU:H	2:C:15:GLU:CD	0.43	2.17	5	1
2:B:23:ASN:OD1	2:B:24:PRO:HD2	0.43	2.14	9	1
1:A:13:ALA:HB2	1:A:27:LEU:HD23	0.43	1.89	10	1
2:B:19:LEU:HD12	2:B:22:LEU:HD11	0.42	1.91	1	1
2:C:40:GLN:O	2:C:44:LEU:HD22	0.42	2.14	2	1
2:C:22:LEU:HD13	2:C:27:LEU:HB3	0.42	1.92	7	1
1:A:17:VAL:O	2:B:16:ILE:HA	0.42	2.13	2	1
2:C:22:LEU:CD2	2:C:51:LEU:HB3	0.42	2.44	6	1
2:B:19:LEU:HD22	2:B:19:LEU:N	0.42	2.30	3	1
1:A:14:ASN:HD22	1:A:14:ASN:N	0.42	2.13	5	1

Continued on next page...

Continued from previous page...

Atom-1	Atom-2	Clash(Å)	Distance(Å)	Models	
				Worst	Total
1:A:14:ASN:OD1	2:B:20:PRO:HB3	0.41	2.14	7	1
2:C:46:ALA:O	2:C:50:LYS:HG2	0.41	2.15	10	1
1:A:12:LEU:HD22	1:A:12:LEU:N	0.41	2.30	3	1
2:B:31:ILE:HG21	2:C:27:LEU:HD21	0.41	1.93	9	1
2:C:42:ALA:O	2:C:45:LEU:HB3	0.40	2.16	7	1
1:A:26:ILE:HG13	2:C:15:GLU:O	0.40	2.15	9	1

6.3 Torsion angles [i](#)

6.3.1 Protein backbone [i](#)

In the following table, the Percentiles column shows the percent Ramachandran outliers of the chain as a percentile score with respect to all PDB entries followed by that with respect to all NMR entries. The Analysed column shows the number of residues for which the backbone conformation was analysed and the total number of residues.

Mol	Chain	Analysed	Favoured	Allowed	Outliers	Percentiles	
1	A	17/37 (46%)	14±0 (84±3%)	3±0 (16±3%)	0±0 (0±0%)	100	100
2	B	41/69 (59%)	40±1 (97±2%)	1±1 (3±2%)	0±0 (0±0%)	100	100
2	C	42/69 (61%)	40±1 (95±2%)	2±1 (5±2%)	0±0 (0±1%)	45	81
All	All	1000/1750 (57%)	936 (94%)	63 (6%)	1 (0%)	50	84

All 1 unique Ramachandran outliers are listed below.

Mol	Chain	Res	Type	Models (Total)
2	C	14	GLY	1

6.3.2 Protein sidechains [i](#)

In the following table, the Percentiles column shows the percent sidechain outliers of the chain as a percentile score with respect to all PDB entries followed by that with respect to all NMR entries. The Analysed column shows the number of residues for which the sidechain conformation was analysed and the total number of residues.

Mol	Chain	Analysed	Rotameric	Outliers	Percentiles	
1	A	14/31 (45%)	13±1 (91±5%)	1±1 (9±5%)	10	57
2	B	36/60 (60%)	34±1 (94±3%)	2±1 (6±3%)	17	68
2	C	36/60 (60%)	32±1 (90±3%)	4±1 (10±3%)	9	55

Continued on next page...

Continued from previous page...

Mol	Chain	Analysed	Rotameric	Outliers	Percentiles
All	All	860/1510 (57%)	788 (92%)	72 (8%)	11 60

All 19 unique residues with a non-rotameric sidechain are listed below. They are sorted by the frequency of occurrence in the ensemble.

Mol	Chain	Res	Type	Models (Total)
2	C	15	GLU	10
2	C	44	LEU	10
2	B	45	LEU	9
1	A	16	LEU	8
1	A	14	ASN	5
2	B	17	VAL	4
2	B	19	LEU	4
2	B	44	LEU	4
2	C	45	LEU	3
2	C	36	ASP	3
2	C	30	PHE	2
2	C	39	SER	2
2	C	51	LEU	2
2	C	23	ASN	1
2	C	26	GLN	1
2	C	32	HIS	1
2	B	18	TYR	1
2	B	52	ASN	1
2	C	52	ASN	1

6.3.3 RNA ⓘ

There are no RNA molecules in this entry.

6.4 Non-standard residues in protein, DNA, RNA chains ⓘ

There are no non-standard protein/DNA/RNA residues in this entry.

6.5 Carbohydrates ⓘ

There are no oligosaccharides in this entry.

6.6 Ligand geometry

There are no ligands in this entry.

6.7 Other polymers

There are no such molecules in this entry.

6.8 Polymer linkage issues

There are no chain breaks in this entry.

7 Chemical shift validation

The completeness of assignment taking into account all chemical shift lists is 42% for the well-defined parts and 43% for the entire structure.

7.1 Chemical shift list 1

File name: working_cs.cif

Chemical shift list name: *assigned_chem_shift_list_1*

7.1.1 Bookkeeping

The following table shows the results of parsing the chemical shift list and reports the number of nuclei with statistically unusual chemical shifts.

Total number of shifts	222
Number of shifts mapped to atoms	222
Number of unparsed shifts	0
Number of shifts with mapping errors	0
Number of shifts with mapping warnings	0
Number of shift outliers (ShiftChecker)	0

7.1.2 Chemical shift referencing

No chemical shift referencing corrections were calculated (not enough data).

7.1.3 Completeness of resonance assignments

The following table shows the completeness of the chemical shift assignments for the well-defined regions of the structure. The overall completeness is 13%, i.e. 178 atoms were assigned a chemical shift out of a possible 1345. 0 out of 18 assigned methyl groups (LEU and VAL) were assigned stereospecifically.

	Total	¹ H	¹³ C	¹⁵ N
Backbone	78/506 (15%)	32/203 (16%)	30/206 (15%)	16/97 (16%)
Sidechain	95/741 (13%)	65/485 (13%)	29/235 (12%)	1/21 (5%)
Aromatic	5/98 (5%)	5/48 (10%)	0/40 (0%)	0/10 (0%)
Overall	178/1345 (13%)	102/736 (14%)	59/481 (12%)	17/128 (13%)

The following table shows the completeness of the chemical shift assignments for the full structure. The overall completeness is 16%, i.e. 222 atoms were assigned a chemical shift out of a possible 1414. 0 out of 18 assigned methyl groups (LEU and VAL) were assigned stereospecifically.

	Total	¹ H	¹³ C	¹⁵ N
Backbone	96/538 (18%)	40/217 (18%)	36/218 (17%)	20/103 (19%)
Sidechain	121/778 (16%)	83/508 (16%)	37/245 (15%)	1/25 (4%)
Aromatic	5/98 (5%)	5/48 (10%)	0/40 (0%)	0/10 (0%)
Overall	222/1414 (16%)	128/773 (17%)	73/503 (15%)	21/138 (15%)

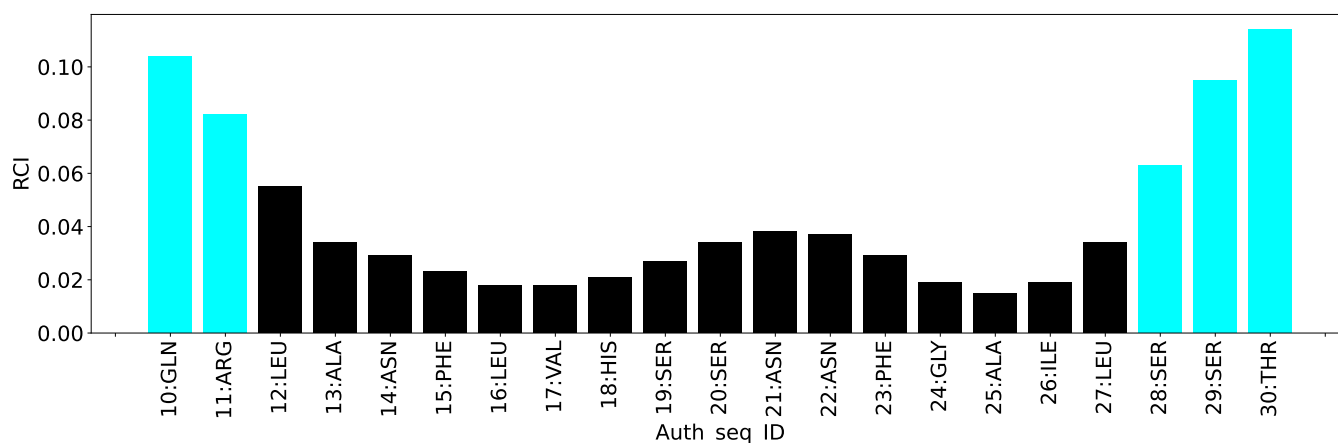
7.1.4 Statistically unusual chemical shifts [i](#)

There are no statistically unusual chemical shifts.

7.1.5 Random Coil Index (RCI) plots [i](#)

The image below reports *random coil index* values for the protein chains in the structure. The height of each bar gives a probability of a given residue to be disordered, as predicted from the available chemical shifts and the amino acid sequence. A value above 0.2 is an indication of significant predicted disorder. The colour of the bar shows whether the residue is in the well-defined core (black) or in the ill-defined residue ranges (cyan), as described in section 2 on ensemble composition. If well-defined core and ill-defined regions are not identified then it is shown as gray bars.

Random coil index (RCI) for chain A:



7.2 Chemical shift list 2

File name: working_cs.cif

Chemical shift list name: *assigned_chem_shift_list_2*

7.2.1 Bookkeeping [i](#)

The following table shows the results of parsing the chemical shift list and reports the number of nuclei with statistically unusual chemical shifts.

Total number of shifts	424
Number of shifts mapped to atoms	424
Number of unparsed shifts	0
Number of shifts with mapping errors	0
Number of shifts with mapping warnings	0
Number of shift outliers (ShiftChecker)	0

7.2.2 Chemical shift referencing [i](#)

The following table shows the suggested chemical shift referencing corrections.

Nucleus	# values	Correction \pm precision, ppm	Suggested action
$^{13}\text{C}_\alpha$	41	-0.25 ± 0.17	None needed (< 0.5 ppm)
$^{13}\text{C}_\beta$	40	0.45 ± 0.09	None needed (< 0.5 ppm)
$^{13}\text{C}'$	0	—	None (insufficient data)
^{15}N	38	-0.13 ± 0.33	None needed (< 0.5 ppm)

7.2.3 Completeness of resonance assignments [i](#)

The following table shows the completeness of the chemical shift assignments for the well-defined regions of the structure. The overall completeness is 32%, i.e. 424 atoms were assigned a chemical shift out of a possible 1345. 0 out of 18 assigned methyl groups (LEU and VAL) were assigned stereospecifically.

	Total	^1H	^{13}C	^{15}N
Backbone	158/506 (31%)	79/203 (39%)	41/206 (20%)	38/97 (39%)
Sidechain	260/741 (35%)	178/485 (37%)	82/235 (35%)	0/21 (0%)
Aromatic	6/98 (6%)	6/48 (12%)	0/40 (0%)	0/10 (0%)
Overall	424/1345 (32%)	263/736 (36%)	123/481 (26%)	38/128 (30%)

The following table shows the completeness of the chemical shift assignments for the full structure. The overall completeness is 30%, i.e. 424 atoms were assigned a chemical shift out of a possible 1414. 0 out of 18 assigned methyl groups (LEU and VAL) were assigned stereospecifically.

	Total	^1H	^{13}C	^{15}N
Backbone	158/538 (29%)	79/217 (36%)	41/218 (19%)	38/103 (37%)
Sidechain	260/778 (33%)	178/508 (35%)	82/245 (33%)	0/25 (0%)
Aromatic	6/98 (6%)	6/48 (12%)	0/40 (0%)	0/10 (0%)
Overall	424/1414 (30%)	263/773 (34%)	123/503 (24%)	38/138 (28%)


7.2.4 Statistically unusual chemical shifts [i](#)

There are no statistically unusual chemical shifts.

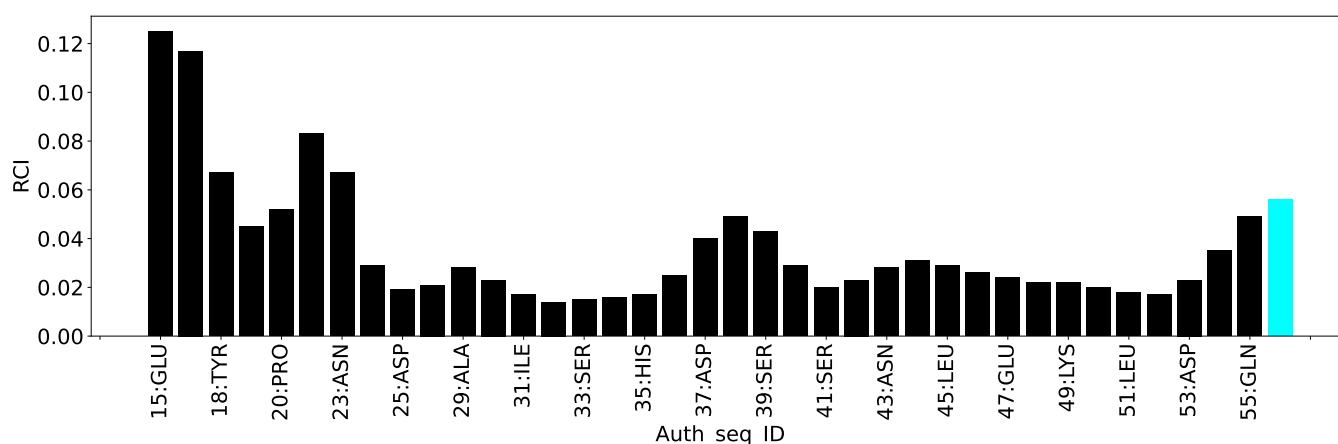
7.2.5 Random Coil Index (RCI) plots [i](#)

The image below reports *random coil index* values for the protein chains in the structure. The height of each bar gives a probability of a given residue to be disordered, as predicted from the available chemical shifts and the amino acid sequence. A value above 0.2 is an indication of significant predicted disorder. The colour of the bar shows whether the residue is in the well-defined core (black) or in the ill-defined residue ranges (cyan), as described in section 2 on ensemble composition. If well-defined core and ill-defined regions are not identified then it is shown as gray bars.

Random coil index (RCI) for chain A:



Random coil index (RCI) for chain B:



7.3 Chemical shift list 3

File name: working_cs.cif

Chemical shift list name: *assigned_chem_shift_list_3*

7.3.1 Bookkeeping [i](#)

The following table shows the results of parsing the chemical shift list and reports the number of nuclei with statistically unusual chemical shifts.

Total number of shifts	428
Number of shifts mapped to atoms	428
Number of unparsed shifts	0
Number of shifts with mapping errors	0
Number of shifts with mapping warnings	0
Number of shift outliers (ShiftChecker)	0

7.3.2 Chemical shift referencing [i](#)

The following table shows the suggested chemical shift referencing corrections.

Nucleus	# values	Correction \pm precision, ppm	Suggested action
$^{13}\text{C}_\alpha$	42	-0.27 ± 0.26	None needed (< 0.5 ppm)
$^{13}\text{C}_\beta$	40	0.44 ± 0.11	None needed (< 0.5 ppm)
$^{13}\text{C}'$	0	—	None (insufficient data)
^{15}N	39	-0.30 ± 0.33	None needed (< 0.5 ppm)

7.3.3 Completeness of resonance assignments [i](#)

The following table shows the completeness of the chemical shift assignments for the well-defined regions of the structure. The overall completeness is 32%, i.e. 424 atoms were assigned a chemical shift out of a possible 1345. 0 out of 18 assigned methyl groups (LEU and VAL) were assigned stereospecifically.

	Total	^1H	^{13}C	^{15}N
Backbone	158/506 (31%)	79/203 (39%)	41/206 (20%)	38/97 (39%)
Sidechain	260/741 (35%)	178/485 (37%)	82/235 (35%)	0/21 (0%)
Aromatic	6/98 (6%)	6/48 (12%)	0/40 (0%)	0/10 (0%)
Overall	424/1345 (32%)	263/736 (36%)	123/481 (26%)	38/128 (30%)

The following table shows the completeness of the chemical shift assignments for the full structure. The overall completeness is 30%, i.e. 428 atoms were assigned a chemical shift out of a possible 1414. 0 out of 18 assigned methyl groups (LEU and VAL) were assigned stereospecifically.

	Total	^1H	^{13}C	^{15}N
Backbone	162/538 (30%)	81/217 (37%)	42/218 (19%)	39/103 (38%)

Continued on next page...

Continued from previous page...

	Total	¹ H	¹³ C	¹⁵ N
Sidechain	260/778 (33%)	178/508 (35%)	82/245 (33%)	0/25 (0%)
Aromatic	6/98 (6%)	6/48 (12%)	0/40 (0%)	0/10 (0%)
Overall	428/1414 (30%)	265/773 (34%)	124/503 (25%)	39/138 (28%)

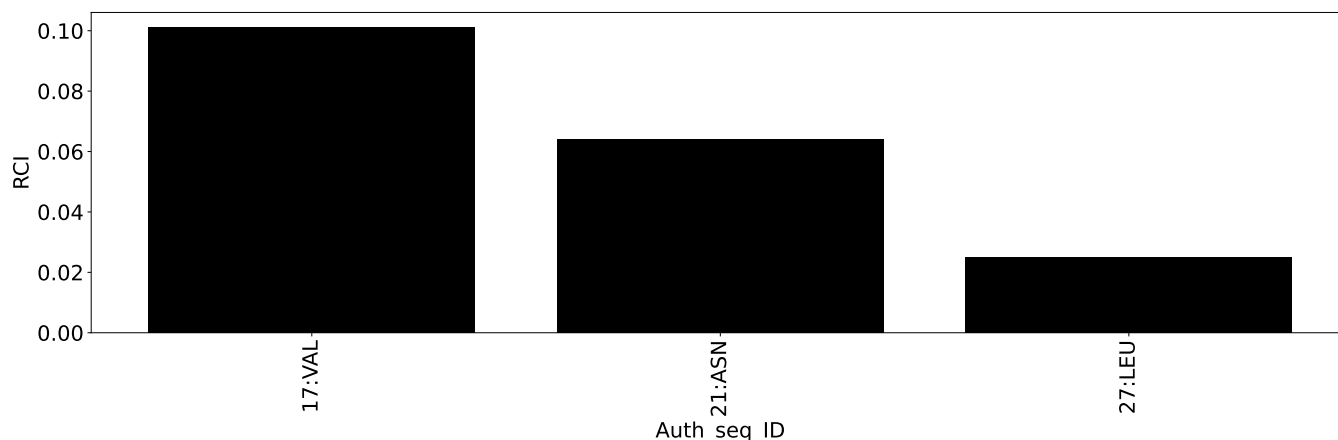
7.3.4 Statistically unusual chemical shifts [i](#)

There are no statistically unusual chemical shifts.

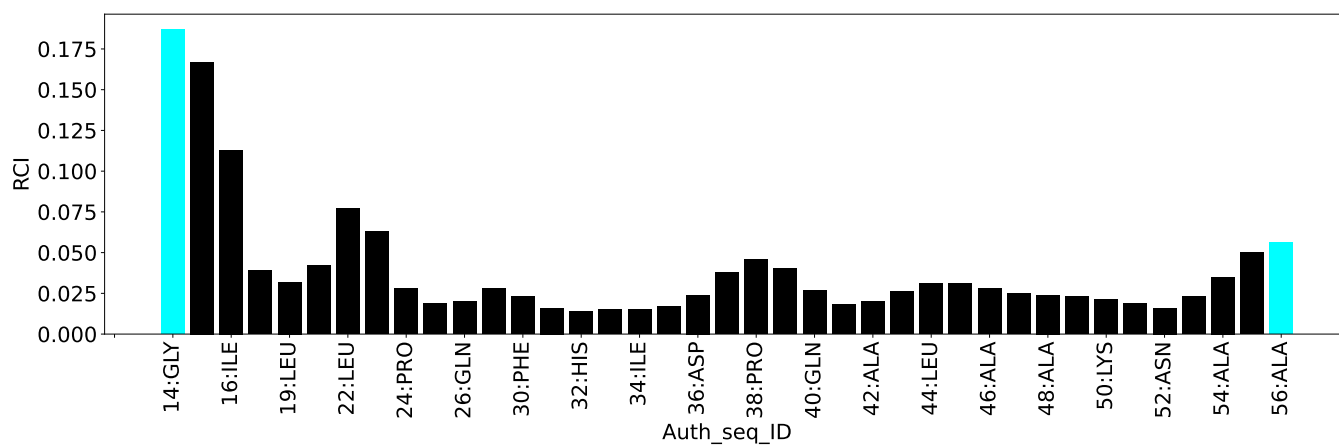
7.3.5 Random Coil Index (RCI) plots [i](#)

The image below reports *random coil index* values for the protein chains in the structure. The height of each bar gives a probability of a given residue to be disordered, as predicted from the available chemical shifts and the amino acid sequence. A value above 0.2 is an indication of significant predicted disorder. The colour of the bar shows whether the residue is in the well-defined core (black) or in the ill-defined residue ranges (cyan), as described in section 2 on ensemble composition. If well-defined core and ill-defined regions are not identified then it is shown as gray bars.

Random coil index (RCI) for chain A:



Random coil index (RCI) for chain B:



8 NMR restraints analysis

8.1 Conformationally restricting restraints

The following table provides the summary of experimentally observed NMR restraints in different categories. Restraints are classified into different categories based on the sequence separation of the atoms involved.

Description	Value
Total distance restraints	1939
Intra-residue ($ i-j =0$)	930
Sequential ($ i-j =1$)	480
Medium range ($ i-j >1$ and $ i-j <5$)	221
Long range ($ i-j \geq 5$)	163
Inter-chain	145
Hydrogen bond restraints	0
Disulfide bond restraints	0
Total dihedral-angle restraints	186
Number of unmapped restraints	0
Number of restraints per residue	12.1
Number of long range restraints per residue ¹	0.9

¹Long range hydrogen bonds and disulfide bonds are counted as long range restraints while calculating the number of long range restraints per residue

8.2 Residual restraint violations

This section provides the overview of the restraint violations analysis. The violations are binned as small, medium and large violations based on its absolute value. Average number of violations per model is calculated by dividing the total number of violations in each bin by the size of the ensemble.

8.2.1 Average number of distance violations per model

Distance violations less than 0.1 Å are not included in the calculation.

Bins (Å)	Average number of violations per model	Max (Å)
0.1-0.2 (Small)	35.9	0.2
0.2-0.5 (Medium)	40.1	0.5
>0.5 (Large)	74.5	3.36

8.2.2 Average number of dihedral-angle violations per model [i](#)

Dihedral-angle violations less than 1° are not included in the calculation.

Bins (°)	Average number of violations per model	Max (°)
1.0-10.0 (Small)	11.2	9.57
10.0-20.0 (Medium)	None	None
>20.0 (Large)	None	None

9 Distance violation analysis ⓘ

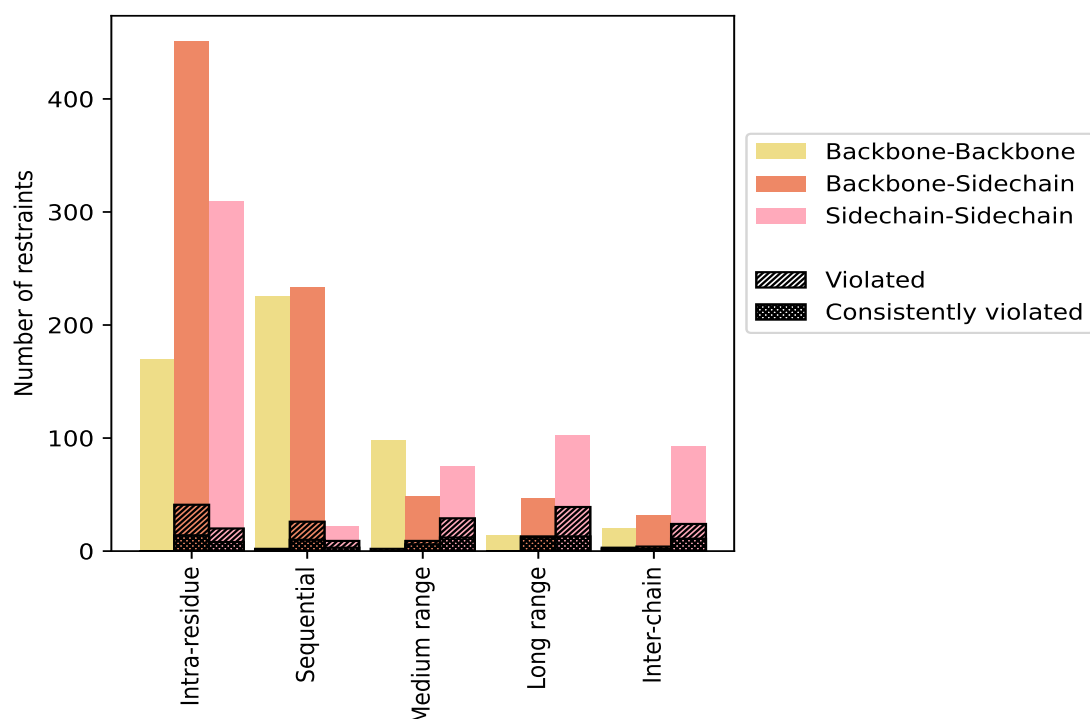
9.1 Summary of distance violations ⓘ

The following table shows the summary of distance violations in different restraint categories based on the sequence separation of the atoms involved. Each category is further sub-divided into three sub-categories based on the atoms involved. Violations less than 0.1 Å are not included in the statistics.

Restraints type	Count	% ¹	Violated ³			Consistently Violated ⁴		
			Count	% ²	% ¹	Count	% ²	% ¹
Intra-residue (i-j =0)	930	48.0	61	6.6	3.1	22	2.4	1.1
Backbone-Backbone	170	8.8	0	0.0	0.0	0	0.0	0.0
Backbone-Sidechain	451	23.3	41	9.1	2.1	14	3.1	0.7
Sidechain-Sidechain	309	15.9	20	6.5	1.0	8	2.6	0.4
Sequential (i-j =1)	480	24.8	37	7.7	1.9	14	2.9	0.7
Backbone-Backbone	225	11.6	2	0.9	0.1	1	0.4	0.1
Backbone-Sidechain	233	12.0	26	11.2	1.3	10	4.3	0.5
Sidechain-Sidechain	22	1.1	9	40.9	0.5	3	13.6	0.2
Medium range (i-j >1 & i-j <5)	221	11.4	40	18.1	2.1	18	8.1	0.9
Backbone-Backbone	98	5.1	2	2.0	0.1	0	0.0	0.0
Backbone-Sidechain	48	2.5	9	18.8	0.5	6	12.5	0.3
Sidechain-Sidechain	75	3.9	29	38.7	1.5	12	16.0	0.6
Long range (i-j ≥5)	163	8.4	52	31.9	2.7	25	15.3	1.3
Backbone-Backbone	14	0.7	0	0.0	0.0	0	0.0	0.0
Backbone-Sidechain	47	2.4	13	27.7	0.7	12	25.5	0.6
Sidechain-Sidechain	102	5.3	39	38.2	2.0	13	12.7	0.7
Inter-chain	145	7.5	31	21.4	1.6	15	10.3	0.8
Backbone-Backbone	20	1.0	3	15.0	0.2	2	10.0	0.1
Backbone-Sidechain	32	1.7	4	12.5	0.2	2	6.2	0.1
Sidechain-Sidechain	93	4.8	24	25.8	1.2	11	11.8	0.6
Hydrogen bond	0	0.0	0	0.0	0.0	0	0.0	0.0
Disulfide bond	0	0.0	0	0.0	0.0	0	0.0	0.0
Total	1939	100.0	221	11.4	11.4	94	4.8	4.8
Backbone-Backbone	527	27.2	7	1.3	0.4	3	0.6	0.2
Backbone-Sidechain	811	41.8	93	11.5	4.8	44	5.4	2.3
Sidechain-Sidechain	601	31.0	121	20.1	6.2	47	7.8	2.4

¹ percentage calculated with respect to the total number of distance restraints, ² percentage calculated with respect to the number of restraints in a particular restraint category, ³ violated in at least one model, ⁴ violated in all the models

9.1.1 Bar chart : Distribution of distance restraints and violations [i](#)



Violated and consistently violated restraints are shown using different hatch patterns in their respective categories. The hydrogen bonds and disulfid bonds are counted in their appropriate category on the x-axis

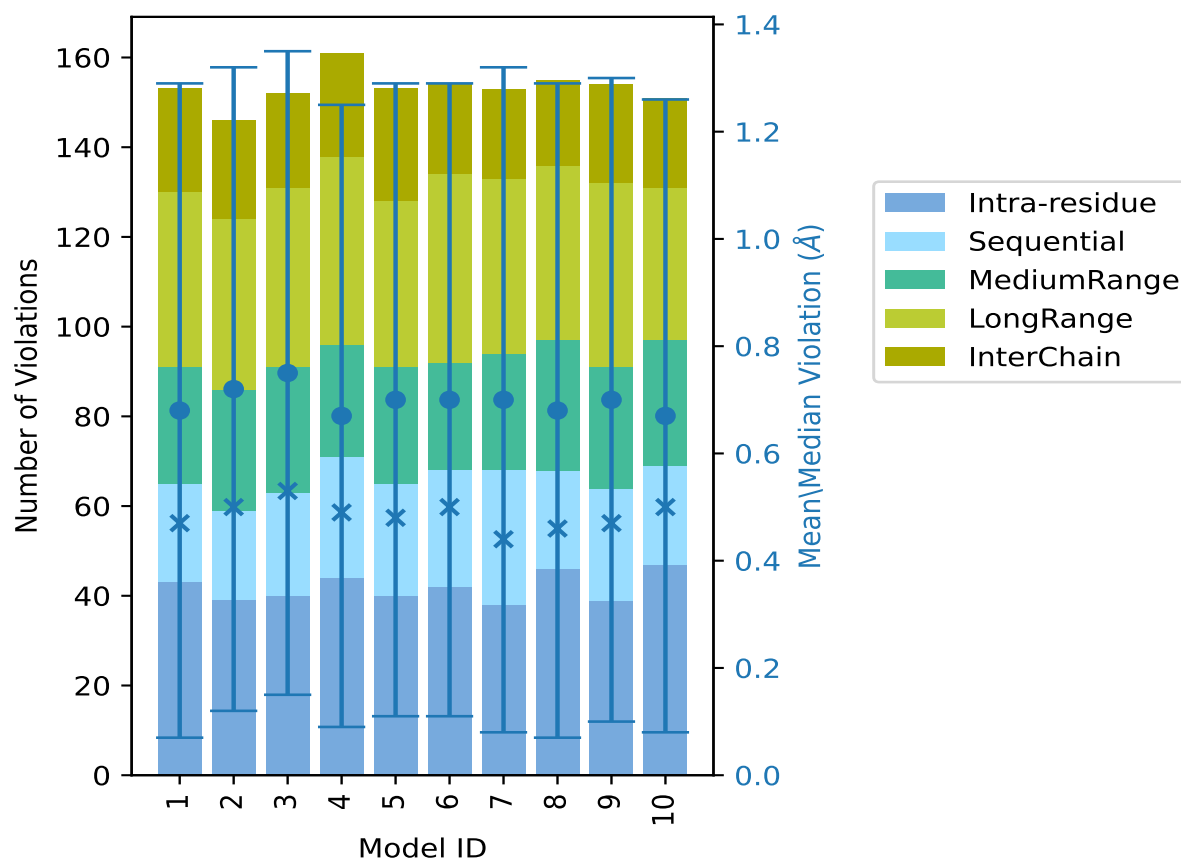
9.2 Distance violation statistics for each model [i](#)

The following table provides the distance violation statistics for each model in the ensemble. Violations less than 0.1 Å are not included in the statistics.

Model ID	Number of violations						Mean (Å)	Max (Å)	SD ⁶ (Å)	Median (Å)
	IR ¹	SQ ²	MR ³	LR ⁴	IC ⁵	Total				
1	43	22	26	39	23	153	0.68	3.22	0.61	0.47
2	39	20	27	38	22	146	0.72	2.64	0.6	0.5
3	40	23	28	40	21	152	0.75	2.67	0.6	0.53
4	44	27	25	42	23	161	0.67	2.84	0.58	0.49
5	40	25	26	37	25	153	0.7	2.87	0.59	0.48
6	42	26	24	42	20	154	0.7	2.75	0.59	0.5
7	38	30	26	39	20	153	0.7	2.87	0.62	0.44
8	46	22	29	39	19	155	0.68	3.36	0.61	0.46
9	39	25	27	41	22	154	0.7	2.65	0.6	0.47
10	47	22	28	34	20	151	0.67	3.24	0.59	0.5

¹Intra-residue restraints, ²Sequential restraints, ³Medium range restraints, ⁴Long range restraints, ⁵Inter-chain restraints, ⁶Standard deviation

9.2.1 Bar graph : Distance Violation statistics for each model [i](#)



The mean(dot),median(x) and the standard deviation are shown in blue with respect to the y axis on the right

9.3 Distance violation statistics for the ensemble [i](#)

Violation analysis may find that some restraints are violated in few models and some are violated in most of models. The following table provides this information as number of violated restraints for a given fraction of the ensemble. In total, 1718(IR:869, SQ:443, MR:181, LR:111, IC:114) restraints are not violated in the ensemble.

Number of violated restraints						Fraction of the ensemble	
IR ¹	SQ ²	MR ³	LR ⁴	IC ⁵	Total	Count ⁶	%
5	5	7	3	4	24	1	10.0
4	2	2	3	3	14	2	20.0
6	4	4	2	0	16	3	30.0

Continued on next page...

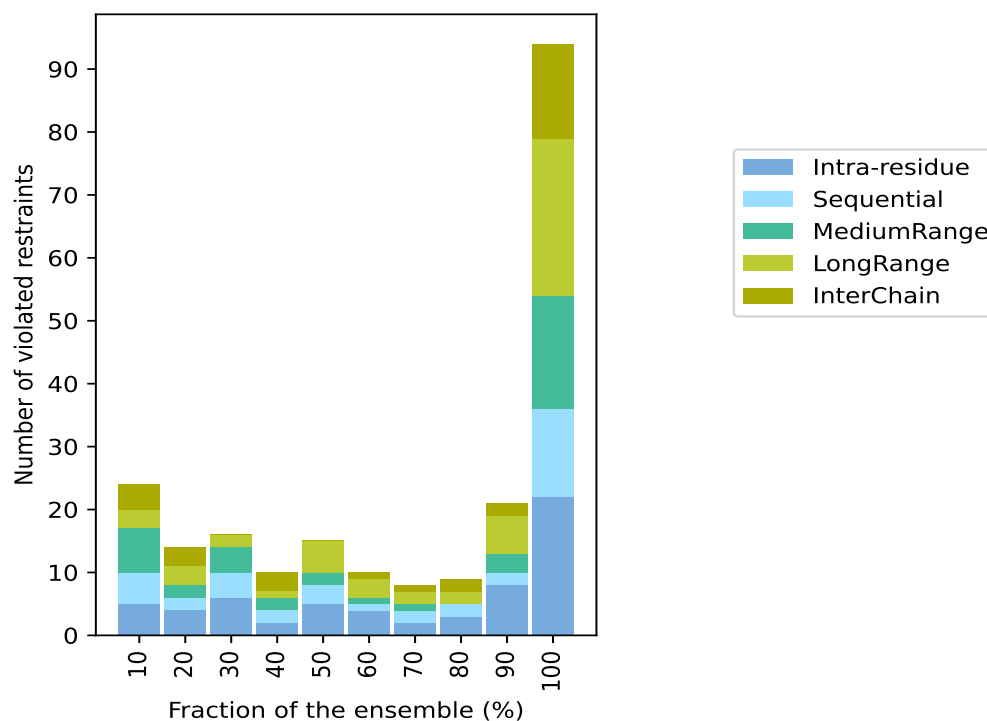
Continued from previous page...

Number of violated restraints						Fraction of the ensemble	
IR ¹	SQ ²	MR ³	LR ⁴	IC ⁵	Total	Count ⁶	%
2	2	2	1	3	10	4	40.0
5	3	2	5	0	15	5	50.0
4	1	1	3	1	10	6	60.0
2	2	1	2	1	8	7	70.0
3	2	0	2	2	9	8	80.0
8	2	3	6	2	21	9	90.0
22	14	18	25	15	94	10	100.0

¹Intra-residue restraints, ²Sequential restraints, ³Medium range restraints, ⁴Long range restraints,

⁵Inter-chain restraints, ⁶ Number of models with violations

9.3.1 Bar graph : Distance violation statistics for the ensemble [i](#)

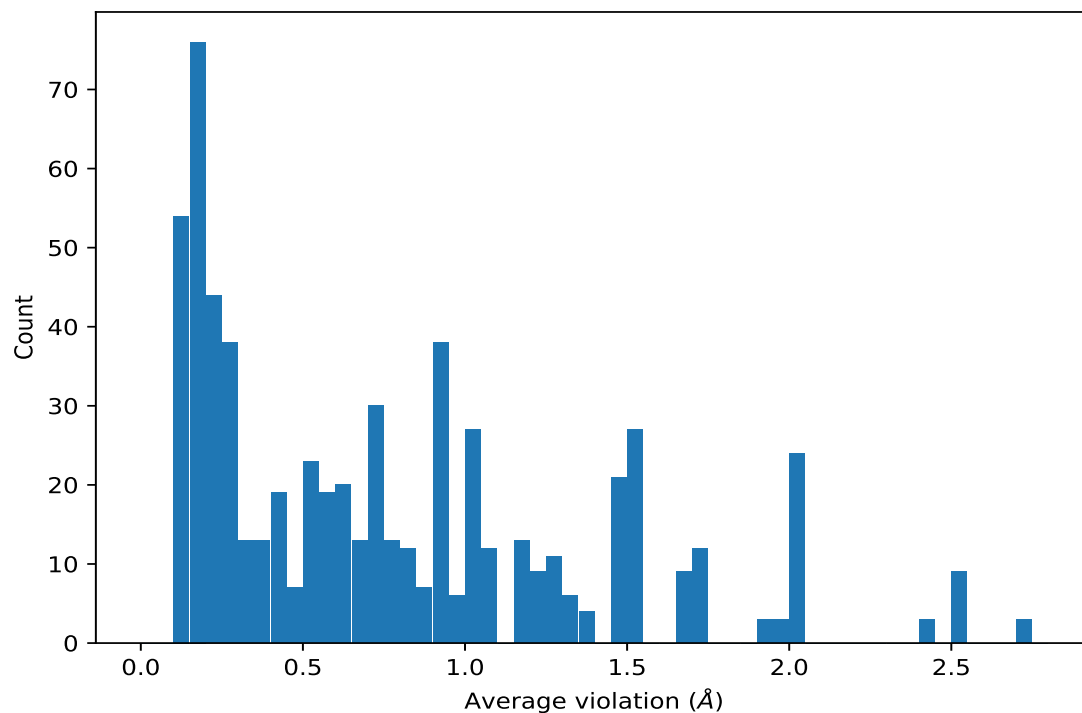


9.4 Most violated distance restraints in the ensemble [i](#)

9.4.1 Histogram : Distribution of mean distance violations [i](#)

The following histogram shows the distribution of the average value of the violation. The average is calculated for each restraint that is violated in more than one model over all the violated models

in the ensemble



9.4.2 Table: Most violated distance restraints [i](#)

The following table provides the mean and the standard deviation of the violation for each restraint sorted by number of violated models and the mean value. The Key (restraint list ID, restraint ID) is the unique identifier for a given restraint. Rows with same key represent combinatorial or ambiguous restraints and are counted as a single restraint.

Key	Atom-1	Atom-2	Models ¹	Mean (Å)	SD ¹ (Å)	Median (Å)
(1,1080)	2:34:C:ILE:HG13	2:44:C:LEU:HD11	10	2.73	0.15	2.79
(1,1080)	2:34:C:ILE:HG13	2:44:C:LEU:HD12	10	2.73	0.15	2.79
(1,1080)	2:34:C:ILE:HG13	2:44:C:LEU:HD13	10	2.73	0.15	2.79
(1,1566)	2:19:C:LEU:HD11	2:22:C:LEU:HD21	10	2.52	0.34	2.64
(1,1566)	2:19:C:LEU:HD11	2:22:C:LEU:HD22	10	2.52	0.34	2.64
(1,1566)	2:19:C:LEU:HD11	2:22:C:LEU:HD23	10	2.52	0.34	2.64
(1,1566)	2:19:C:LEU:HD12	2:22:C:LEU:HD21	10	2.52	0.34	2.64
(1,1566)	2:19:C:LEU:HD12	2:22:C:LEU:HD22	10	2.52	0.34	2.64
(1,1566)	2:19:C:LEU:HD12	2:22:C:LEU:HD23	10	2.52	0.34	2.64
(1,1566)	2:19:C:LEU:HD13	2:22:C:LEU:HD21	10	2.52	0.34	2.64
(1,1566)	2:19:C:LEU:HD13	2:22:C:LEU:HD22	10	2.52	0.34	2.64
(1,1566)	2:19:C:LEU:HD13	2:22:C:LEU:HD23	10	2.52	0.34	2.64
(1,1833)	2:22:C:LEU:HA	2:27:C:LEU:HD11	10	2.43	0.07	2.46
(1,1833)	2:22:C:LEU:HA	2:27:C:LEU:HD12	10	2.43	0.07	2.46
(1,1833)	2:22:C:LEU:HA	2:27:C:LEU:HD13	10	2.43	0.07	2.46

Continued on next page...

Continued from previous page...

Key	Atom-1	Atom-2	Models ¹	Mean (Å)	SD ¹ (Å)	Median (Å)
(1,1037)	2:19:B:LEU:HD11	2:17:B:VAL:HG11	10	2.03	0.82	1.62
(1,1037)	2:19:B:LEU:HD11	2:17:B:VAL:HG12	10	2.03	0.82	1.62
(1,1037)	2:19:B:LEU:HD11	2:17:B:VAL:HG13	10	2.03	0.82	1.62
(1,1037)	2:19:B:LEU:HD12	2:17:B:VAL:HG11	10	2.03	0.82	1.62
(1,1037)	2:19:B:LEU:HD12	2:17:B:VAL:HG12	10	2.03	0.82	1.62
(1,1037)	2:19:B:LEU:HD12	2:17:B:VAL:HG13	10	2.03	0.82	1.62
(1,1037)	2:19:B:LEU:HD13	2:17:B:VAL:HG11	10	2.03	0.82	1.62
(1,1037)	2:19:B:LEU:HD13	2:17:B:VAL:HG12	10	2.03	0.82	1.62
(1,1037)	2:19:B:LEU:HD13	2:17:B:VAL:HG13	10	2.03	0.82	1.62
(1,1212)	2:27:B:LEU:HD21	2:31:C:ILE:HG21	10	2.03	0.05	2.01
(1,1212)	2:27:B:LEU:HD21	2:31:C:ILE:HG22	10	2.03	0.05	2.01
(1,1212)	2:27:B:LEU:HD21	2:31:C:ILE:HG23	10	2.03	0.05	2.01
(1,1212)	2:27:B:LEU:HD22	2:31:C:ILE:HG21	10	2.03	0.05	2.01
(1,1212)	2:27:B:LEU:HD22	2:31:C:ILE:HG22	10	2.03	0.05	2.01
(1,1212)	2:27:B:LEU:HD22	2:31:C:ILE:HG23	10	2.03	0.05	2.01
(1,1212)	2:27:B:LEU:HD23	2:31:C:ILE:HG21	10	2.03	0.05	2.01
(1,1212)	2:27:B:LEU:HD23	2:31:C:ILE:HG22	10	2.03	0.05	2.01
(1,1212)	2:27:B:LEU:HD23	2:31:C:ILE:HG23	10	2.03	0.05	2.01
(1,1779)	2:44:C:LEU:HD21	2:47:C:GLU:HG2	10	2.02	0.17	2.04
(1,1779)	2:44:C:LEU:HD21	2:47:C:GLU:HG3	10	2.02	0.17	2.04
(1,1779)	2:44:C:LEU:HD22	2:47:C:GLU:HG2	10	2.02	0.17	2.04
(1,1779)	2:44:C:LEU:HD22	2:47:C:GLU:HG3	10	2.02	0.17	2.04
(1,1779)	2:44:C:LEU:HD23	2:47:C:GLU:HG2	10	2.02	0.17	2.04
(1,1779)	2:44:C:LEU:HD23	2:47:C:GLU:HG3	10	2.02	0.17	2.04
(1,399)	1:27:A:LEU:HD11	1:12:A:LEU:HA	10	1.98	0.12	1.94
(1,399)	1:27:A:LEU:HD12	1:12:A:LEU:HA	10	1.98	0.12	1.94
(1,399)	1:27:A:LEU:HD13	1:12:A:LEU:HA	10	1.98	0.12	1.94
(1,1436)	2:19:B:LEU:HD21	2:52:B:ASN:H	10	1.94	0.45	2.13
(1,1436)	2:19:B:LEU:HD22	2:52:B:ASN:H	10	1.94	0.45	2.13
(1,1436)	2:19:B:LEU:HD23	2:52:B:ASN:H	10	1.94	0.45	2.13
(1,1930)	2:19:C:LEU:HD11	2:48:C:ALA:HA	10	1.73	0.44	1.88
(1,1930)	2:19:C:LEU:HD12	2:48:C:ALA:HA	10	1.73	0.44	1.88
(1,1930)	2:19:C:LEU:HD13	2:48:C:ALA:HA	10	1.73	0.44	1.88
(1,1888)	2:51:C:LEU:HD21	2:22:C:LEU:HD11	10	1.7	0.31	1.64
(1,1888)	2:51:C:LEU:HD21	2:22:C:LEU:HD12	10	1.7	0.31	1.64
(1,1888)	2:51:C:LEU:HD21	2:22:C:LEU:HD13	10	1.7	0.31	1.64
(1,1888)	2:51:C:LEU:HD22	2:22:C:LEU:HD11	10	1.7	0.31	1.64
(1,1888)	2:51:C:LEU:HD22	2:22:C:LEU:HD12	10	1.7	0.31	1.64
(1,1888)	2:51:C:LEU:HD22	2:22:C:LEU:HD13	10	1.7	0.31	1.64
(1,1888)	2:51:C:LEU:HD23	2:22:C:LEU:HD11	10	1.7	0.31	1.64
(1,1888)	2:51:C:LEU:HD23	2:22:C:LEU:HD12	10	1.7	0.31	1.64
(1,1888)	2:51:C:LEU:HD23	2:22:C:LEU:HD13	10	1.7	0.31	1.64

Continued on next page...

Continued from previous page...

Key	Atom-1	Atom-2	Models ¹	Mean (Å)	SD ¹ (Å)	Median (Å)
(1,147)	1:27:A:LEU:HD11	1:13:A:ALA:HB1	10	1.68	0.07	1.68
(1,147)	1:27:A:LEU:HD11	1:13:A:ALA:HB2	10	1.68	0.07	1.68
(1,147)	1:27:A:LEU:HD11	1:13:A:ALA:HB3	10	1.68	0.07	1.68
(1,147)	1:27:A:LEU:HD12	1:13:A:ALA:HB1	10	1.68	0.07	1.68
(1,147)	1:27:A:LEU:HD12	1:13:A:ALA:HB2	10	1.68	0.07	1.68
(1,147)	1:27:A:LEU:HD12	1:13:A:ALA:HB3	10	1.68	0.07	1.68
(1,147)	1:27:A:LEU:HD13	1:13:A:ALA:HB1	10	1.68	0.07	1.68
(1,147)	1:27:A:LEU:HD13	1:13:A:ALA:HB2	10	1.68	0.07	1.68
(1,147)	1:27:A:LEU:HD13	1:13:A:ALA:HB3	10	1.68	0.07	1.68
(1,1345)	2:23:C:ASN:H	2:22:C:LEU:HD11	10	1.54	0.11	1.54
(1,1345)	2:23:C:ASN:H	2:22:C:LEU:HD12	10	1.54	0.11	1.54
(1,1345)	2:23:C:ASN:H	2:22:C:LEU:HD13	10	1.54	0.11	1.54
(1,1766)	2:44:C:LEU:HD21	2:47:C:GLU:HB2	10	1.53	0.1	1.52
(1,1766)	2:44:C:LEU:HD21	2:47:C:GLU:HB3	10	1.53	0.1	1.52
(1,1766)	2:44:C:LEU:HD22	2:47:C:GLU:HB2	10	1.53	0.1	1.52
(1,1766)	2:44:C:LEU:HD22	2:47:C:GLU:HB3	10	1.53	0.1	1.52
(1,1766)	2:44:C:LEU:HD23	2:47:C:GLU:HB2	10	1.53	0.1	1.52
(1,1766)	2:44:C:LEU:HD23	2:47:C:GLU:HB3	10	1.53	0.1	1.52
(1,1541)	1:23:A:PHE:HD1	2:27:C:LEU:HD11	10	1.52	0.19	1.54
(1,1541)	1:23:A:PHE:HD1	2:27:C:LEU:HD12	10	1.52	0.19	1.54
(1,1541)	1:23:A:PHE:HD1	2:27:C:LEU:HD13	10	1.52	0.19	1.54
(1,1541)	1:23:A:PHE:HD2	2:27:C:LEU:HD11	10	1.52	0.19	1.54
(1,1541)	1:23:A:PHE:HD2	2:27:C:LEU:HD12	10	1.52	0.19	1.54
(1,1541)	1:23:A:PHE:HD2	2:27:C:LEU:HD13	10	1.52	0.19	1.54
(1,1126)	2:27:B:LEU:HD21	2:31:C:ILE:HG21	10	1.51	0.05	1.49
(1,1126)	2:27:B:LEU:HD21	2:31:C:ILE:HG22	10	1.51	0.05	1.49
(1,1126)	2:27:B:LEU:HD21	2:31:C:ILE:HG23	10	1.51	0.05	1.49
(1,1126)	2:27:B:LEU:HD22	2:31:C:ILE:HG21	10	1.51	0.05	1.49
(1,1126)	2:27:B:LEU:HD22	2:31:C:ILE:HG22	10	1.51	0.05	1.49
(1,1126)	2:27:B:LEU:HD22	2:31:C:ILE:HG23	10	1.51	0.05	1.49
(1,1126)	2:27:B:LEU:HD23	2:31:C:ILE:HG21	10	1.51	0.05	1.49
(1,1126)	2:27:B:LEU:HD23	2:31:C:ILE:HG22	10	1.51	0.05	1.49
(1,1126)	2:27:B:LEU:HD23	2:31:C:ILE:HG23	10	1.51	0.05	1.49
(1,1597)	2:52:C:ASN:HA	2:22:C:LEU:HD11	10	1.5	0.11	1.52
(1,1597)	2:52:C:ASN:HA	2:22:C:LEU:HD12	10	1.5	0.11	1.52
(1,1597)	2:52:C:ASN:HA	2:22:C:LEU:HD13	10	1.5	0.11	1.52
(1,1598)	2:52:B:ASN:HA	2:22:B:LEU:HD11	10	1.48	0.18	1.46
(1,1598)	2:52:B:ASN:HA	2:22:B:LEU:HD12	10	1.48	0.18	1.46
(1,1598)	2:52:B:ASN:HA	2:22:B:LEU:HD13	10	1.48	0.18	1.46
(1,1851)	2:51:C:LEU:HD11	2:22:C:LEU:HD11	10	1.47	0.18	1.54
(1,1851)	2:51:C:LEU:HD11	2:22:C:LEU:HD12	10	1.47	0.18	1.54
(1,1851)	2:51:C:LEU:HD11	2:22:C:LEU:HD13	10	1.47	0.18	1.54

Continued on next page...

Continued from previous page...

Key	Atom-1	Atom-2	Models ¹	Mean (Å)	SD ¹ (Å)	Median (Å)
(1,1851)	2:51:C:LEU:HD12	2:22:C:LEU:HD11	10	1.47	0.18	1.54
(1,1851)	2:51:C:LEU:HD12	2:22:C:LEU:HD12	10	1.47	0.18	1.54
(1,1851)	2:51:C:LEU:HD12	2:22:C:LEU:HD13	10	1.47	0.18	1.54
(1,1851)	2:51:C:LEU:HD13	2:22:C:LEU:HD11	10	1.47	0.18	1.54
(1,1851)	2:51:C:LEU:HD13	2:22:C:LEU:HD12	10	1.47	0.18	1.54
(1,1851)	2:51:C:LEU:HD13	2:22:C:LEU:HD13	10	1.47	0.18	1.54
(1,1565)	1:17:A:VAL:HG11	2:19:B:LEU:HD11	10	1.45	0.37	1.6
(1,1565)	1:17:A:VAL:HG11	2:19:B:LEU:HD12	10	1.45	0.37	1.6
(1,1565)	1:17:A:VAL:HG11	2:19:B:LEU:HD13	10	1.45	0.37	1.6
(1,1565)	1:17:A:VAL:HG12	2:19:B:LEU:HD11	10	1.45	0.37	1.6
(1,1565)	1:17:A:VAL:HG12	2:19:B:LEU:HD12	10	1.45	0.37	1.6
(1,1565)	1:17:A:VAL:HG12	2:19:B:LEU:HD13	10	1.45	0.37	1.6
(1,1565)	1:17:A:VAL:HG13	2:19:B:LEU:HD11	10	1.45	0.37	1.6
(1,1565)	1:17:A:VAL:HG13	2:19:B:LEU:HD12	10	1.45	0.37	1.6
(1,1565)	1:17:A:VAL:HG13	2:19:B:LEU:HD13	10	1.45	0.37	1.6
(1,104)	1:27:A:LEU:HD11	1:12:A:LEU:H	10	1.39	0.17	1.34
(1,104)	1:27:A:LEU:HD12	1:12:A:LEU:H	10	1.39	0.17	1.34
(1,104)	1:27:A:LEU:HD13	1:12:A:LEU:H	10	1.39	0.17	1.34
(1,1813)	1:26:A:ILE:HG13	2:14:C:GLY:HA3	10	1.36	0.11	1.34
(1,1346)	2:52:C:ASN:H	2:22:C:LEU:HD11	10	1.3	0.06	1.3
(1,1346)	2:52:C:ASN:H	2:22:C:LEU:HD12	10	1.3	0.06	1.3
(1,1346)	2:52:C:ASN:H	2:22:C:LEU:HD13	10	1.3	0.06	1.3
(1,269)	1:27:A:LEU:HD11	1:13:A:ALA:HA	10	1.3	0.11	1.32
(1,269)	1:27:A:LEU:HD12	1:13:A:ALA:HA	10	1.3	0.11	1.32
(1,269)	1:27:A:LEU:HD13	1:13:A:ALA:HA	10	1.3	0.11	1.32
(1,171)	1:25:A:ALA:HB1	2:19:C:LEU:HD21	10	1.28	0.4	1.12
(1,171)	1:25:A:ALA:HB1	2:19:C:LEU:HD22	10	1.28	0.4	1.12
(1,171)	1:25:A:ALA:HB1	2:19:C:LEU:HD23	10	1.28	0.4	1.12
(1,171)	1:25:A:ALA:HB2	2:19:C:LEU:HD21	10	1.28	0.4	1.12
(1,171)	1:25:A:ALA:HB2	2:19:C:LEU:HD22	10	1.28	0.4	1.12
(1,171)	1:25:A:ALA:HB2	2:19:C:LEU:HD23	10	1.28	0.4	1.12
(1,171)	1:25:A:ALA:HB3	2:19:C:LEU:HD21	10	1.28	0.4	1.12
(1,171)	1:25:A:ALA:HB3	2:19:C:LEU:HD22	10	1.28	0.4	1.12
(1,171)	1:25:A:ALA:HB3	2:19:C:LEU:HD23	10	1.28	0.4	1.12
(1,1843)	2:19:B:LEU:HD21	2:22:B:LEU:HG	10	1.23	0.11	1.21
(1,1843)	2:19:B:LEU:HD22	2:22:B:LEU:HG	10	1.23	0.11	1.21
(1,1843)	2:19:B:LEU:HD23	2:22:B:LEU:HG	10	1.23	0.11	1.21
(1,1545)	1:27:A:LEU:HD21	2:15:C:GLU:HG2	10	1.23	0.25	1.27
(1,1545)	1:27:A:LEU:HD22	2:15:C:GLU:HG2	10	1.23	0.25	1.27
(1,1545)	1:27:A:LEU:HD23	2:15:C:GLU:HG2	10	1.23	0.25	1.27
(1,1405)	2:17:B:VAL:HG11	2:45:B:LEU:HG	10	1.19	0.2	1.23
(1,1405)	2:17:B:VAL:HG12	2:45:B:LEU:HG	10	1.19	0.2	1.23

Continued on next page...

Continued from previous page...

Key	Atom-1	Atom-2	Models ¹	Mean (Å)	SD ¹ (Å)	Median (Å)
(1,1405)	2:17:B:VAL:HG13	2:45:B:LEU:HG	10	1.19	0.2	1.23
(1,1844)	2:19:C:LEU:HD11	2:22:C:LEU:HG	10	1.19	0.25	1.25
(1,1844)	2:19:C:LEU:HD12	2:22:C:LEU:HG	10	1.19	0.25	1.25
(1,1844)	2:19:C:LEU:HD13	2:22:C:LEU:HG	10	1.19	0.25	1.25
(1,1862)	2:27:B:LEU:HD21	2:24:B:PRO:HA	10	1.18	0.22	1.23
(1,1862)	2:27:B:LEU:HD22	2:24:B:PRO:HA	10	1.18	0.22	1.23
(1,1862)	2:27:B:LEU:HD23	2:24:B:PRO:HA	10	1.18	0.22	1.23
(1,1344)	2:23:B:ASN:H	2:22:B:LEU:HD11	10	1.16	0.21	1.16
(1,1344)	2:23:B:ASN:H	2:22:B:LEU:HD12	10	1.16	0.21	1.16
(1,1344)	2:23:B:ASN:H	2:22:B:LEU:HD13	10	1.16	0.21	1.16
(1,1873)	2:23:B:ASN:HD22	2:26:B:GLN:HG2	10	1.15	0.57	1.17
(1,1661)	2:35:B:HIS:HB2	2:36:B:ASP:HB2	10	1.08	0.43	1.29
(1,1661)	2:35:B:HIS:HB2	2:36:B:ASP:HB3	10	1.08	0.43	1.29
(1,1929)	2:44:C:LEU:HD21	2:47:C:GLU:HB2	10	1.07	0.1	1.06
(1,1929)	2:44:C:LEU:HD21	2:47:C:GLU:HB3	10	1.07	0.1	1.06
(1,1929)	2:44:C:LEU:HD22	2:47:C:GLU:HB2	10	1.07	0.1	1.06
(1,1929)	2:44:C:LEU:HD22	2:47:C:GLU:HB3	10	1.07	0.1	1.06
(1,1929)	2:44:C:LEU:HD23	2:47:C:GLU:HB2	10	1.07	0.1	1.06
(1,1929)	2:44:C:LEU:HD23	2:47:C:GLU:HB3	10	1.07	0.1	1.06
(1,1432)	1:24:A:GLY:HA3	2:19:C:LEU:HB2	10	1.05	0.38	1.15
(1,248)	1:27:A:LEU:HD11	1:13:A:ALA:HB1	10	1.03	0.07	1.04
(1,248)	1:27:A:LEU:HD11	1:13:A:ALA:HB2	10	1.03	0.07	1.04
(1,248)	1:27:A:LEU:HD11	1:13:A:ALA:HB3	10	1.03	0.07	1.04
(1,248)	1:27:A:LEU:HD12	1:13:A:ALA:HB1	10	1.03	0.07	1.04
(1,248)	1:27:A:LEU:HD12	1:13:A:ALA:HB2	10	1.03	0.07	1.04
(1,248)	1:27:A:LEU:HD12	1:13:A:ALA:HB3	10	1.03	0.07	1.04
(1,248)	1:27:A:LEU:HD13	1:13:A:ALA:HB1	10	1.03	0.07	1.04
(1,248)	1:27:A:LEU:HD13	1:13:A:ALA:HB2	10	1.03	0.07	1.04
(1,248)	1:27:A:LEU:HD13	1:13:A:ALA:HB3	10	1.03	0.07	1.04
(1,1352)	2:51:B:LEU:HD21	2:22:B:LEU:HD11	10	1.01	0.38	1.12
(1,1352)	2:51:B:LEU:HD21	2:22:B:LEU:HD12	10	1.01	0.38	1.12
(1,1352)	2:51:B:LEU:HD21	2:22:B:LEU:HD13	10	1.01	0.38	1.12
(1,1352)	2:51:B:LEU:HD22	2:22:B:LEU:HD11	10	1.01	0.38	1.12
(1,1352)	2:51:B:LEU:HD22	2:22:B:LEU:HD12	10	1.01	0.38	1.12
(1,1352)	2:51:B:LEU:HD22	2:22:B:LEU:HD13	10	1.01	0.38	1.12
(1,1352)	2:51:B:LEU:HD23	2:22:B:LEU:HD11	10	1.01	0.38	1.12
(1,1352)	2:51:B:LEU:HD23	2:22:B:LEU:HD12	10	1.01	0.38	1.12
(1,1352)	2:51:B:LEU:HD23	2:22:B:LEU:HD13	10	1.01	0.38	1.12
(1,1347)	2:52:B:ASN:H	2:22:B:LEU:HD11	10	0.97	0.19	1.05
(1,1347)	2:52:B:ASN:H	2:22:B:LEU:HD12	10	0.97	0.19	1.05
(1,1347)	2:52:B:ASN:H	2:22:B:LEU:HD13	10	0.97	0.19	1.05
(1,1107)	2:31:C:ILE:HA	2:27:C:LEU:HD21	10	0.93	0.15	0.95

Continued on next page...

Continued from previous page...

Key	Atom-1	Atom-2	Models ¹	Mean (Å)	SD ¹ (Å)	Median (Å)
(1,1107)	2:31:C:ILE:HA	2:27:C:LEU:HD22	10	0.93	0.15	0.95
(1,1107)	2:31:C:ILE:HA	2:27:C:LEU:HD23	10	0.93	0.15	0.95
(1,249)	1:28:A:SER:H	1:27:A:LEU:HD11	10	0.92	0.02	0.92
(1,249)	1:28:A:SER:H	1:27:A:LEU:HD12	10	0.92	0.02	0.92
(1,249)	1:28:A:SER:H	1:27:A:LEU:HD13	10	0.92	0.02	0.92
(1,1556)	2:17:C:VAL:HG11	2:19:C:LEU:HD21	10	0.92	0.18	0.94
(1,1556)	2:17:C:VAL:HG11	2:19:C:LEU:HD22	10	0.92	0.18	0.94
(1,1556)	2:17:C:VAL:HG11	2:19:C:LEU:HD23	10	0.92	0.18	0.94
(1,1556)	2:17:C:VAL:HG12	2:19:C:LEU:HD21	10	0.92	0.18	0.94
(1,1556)	2:17:C:VAL:HG12	2:19:C:LEU:HD22	10	0.92	0.18	0.94
(1,1556)	2:17:C:VAL:HG12	2:19:C:LEU:HD23	10	0.92	0.18	0.94
(1,1556)	2:17:C:VAL:HG13	2:19:C:LEU:HD21	10	0.92	0.18	0.94
(1,1556)	2:17:C:VAL:HG13	2:19:C:LEU:HD22	10	0.92	0.18	0.94
(1,1556)	2:17:C:VAL:HG13	2:19:C:LEU:HD23	10	0.92	0.18	0.94
(1,1931)	2:19:B:LEU:HD21	2:48:B:ALA:HA	10	0.91	0.18	0.93
(1,1931)	2:19:B:LEU:HD22	2:48:B:ALA:HA	10	0.91	0.18	0.93
(1,1931)	2:19:B:LEU:HD23	2:48:B:ALA:HA	10	0.91	0.18	0.93
(1,1605)	2:19:B:LEU:HD21	2:52:B:ASN:HB3	10	0.9	0.35	0.98
(1,1605)	2:19:B:LEU:HD22	2:52:B:ASN:HB3	10	0.9	0.35	0.98
(1,1605)	2:19:B:LEU:HD23	2:52:B:ASN:HB3	10	0.9	0.35	0.98
(1,953)	2:31:B:ILE:HG21	2:24:C:PRO:HB2	10	0.9	0.23	0.98
(1,953)	2:31:B:ILE:HG22	2:24:C:PRO:HB2	10	0.9	0.23	0.98
(1,953)	2:31:B:ILE:HG23	2:24:C:PRO:HB2	10	0.9	0.23	0.98
(1,372)	1:11:A:ARG:HG2	1:12:A:LEU:H	10	0.9	0.26	1.02
(1,1149)	2:35:B:HIS:HB3	2:34:B:ILE:HB	10	0.88	0.38	1.02
(1,1357)	2:22:C:LEU:HA	2:22:C:LEU:HD11	10	0.81	0.02	0.82
(1,1357)	2:22:C:LEU:HA	2:22:C:LEU:HD12	10	0.81	0.02	0.82
(1,1357)	2:22:C:LEU:HA	2:22:C:LEU:HD13	10	0.81	0.02	0.82
(1,912)	2:23:C:ASN:H	2:22:C:LEU:HD11	10	0.8	0.11	0.8
(1,912)	2:23:C:ASN:H	2:22:C:LEU:HD12	10	0.8	0.11	0.8
(1,912)	2:23:C:ASN:H	2:22:C:LEU:HD13	10	0.8	0.11	0.8
(1,256)	1:27:A:LEU:HD21	2:42:C:ALA:HB1	10	0.78	0.03	0.78
(1,256)	1:27:A:LEU:HD21	2:42:C:ALA:HB2	10	0.78	0.03	0.78
(1,256)	1:27:A:LEU:HD21	2:42:C:ALA:HB3	10	0.78	0.03	0.78
(1,256)	1:27:A:LEU:HD22	2:42:C:ALA:HB1	10	0.78	0.03	0.78
(1,256)	1:27:A:LEU:HD22	2:42:C:ALA:HB2	10	0.78	0.03	0.78
(1,256)	1:27:A:LEU:HD22	2:42:C:ALA:HB3	10	0.78	0.03	0.78
(1,256)	1:27:A:LEU:HD23	2:42:C:ALA:HB1	10	0.78	0.03	0.78
(1,256)	1:27:A:LEU:HD23	2:42:C:ALA:HB2	10	0.78	0.03	0.78
(1,256)	1:27:A:LEU:HD23	2:42:C:ALA:HB3	10	0.78	0.03	0.78
(1,1138)	2:24:B:PRO:HA	2:27:B:LEU:HB3	10	0.77	0.15	0.74
(1,1552)	2:17:B:VAL:HG21	2:15:B:GLU:HG2	10	0.76	0.23	0.78

Continued on next page...

Continued from previous page...

Key	Atom-1	Atom-2	Models ¹	Mean (Å)	SD ¹ (Å)	Median (Å)
(1,1552)	2:17:B:VAL:HG22	2:15:B:GLU:HG2	10	0.76	0.23	0.78
(1,1552)	2:17:B:VAL:HG23	2:15:B:GLU:HG2	10	0.76	0.23	0.78
(1,1835)	2:22:B:LEU:HA	2:22:B:LEU:HD11	10	0.74	0.06	0.77
(1,1835)	2:22:B:LEU:HA	2:22:B:LEU:HD12	10	0.74	0.06	0.77
(1,1835)	2:22:B:LEU:HA	2:22:B:LEU:HD13	10	0.74	0.06	0.77
(1,1023)	2:18:B:TYR:H	2:17:B:VAL:HG21	10	0.72	0.03	0.74
(1,1023)	2:18:B:TYR:H	2:17:B:VAL:HG22	10	0.72	0.03	0.74
(1,1023)	2:18:B:TYR:H	2:17:B:VAL:HG23	10	0.72	0.03	0.74
(1,1845)	2:52:B:ASN:HB3	2:22:B:LEU:HD11	10	0.65	0.57	0.45
(1,1845)	2:52:B:ASN:HB3	2:22:B:LEU:HD12	10	0.65	0.57	0.45
(1,1845)	2:52:B:ASN:HB3	2:22:B:LEU:HD13	10	0.65	0.57	0.45
(1,1836)	2:19:B:LEU:HD21	2:22:B:LEU:HA	10	0.64	0.16	0.6
(1,1836)	2:19:B:LEU:HD22	2:22:B:LEU:HA	10	0.64	0.16	0.6
(1,1836)	2:19:B:LEU:HD23	2:22:B:LEU:HA	10	0.64	0.16	0.6
(1,1604)	2:19:C:LEU:HD11	2:52:C:ASN:HB3	10	0.6	0.11	0.64
(1,1604)	2:19:C:LEU:HD12	2:52:C:ASN:HB3	10	0.6	0.11	0.64
(1,1604)	2:19:C:LEU:HD13	2:52:C:ASN:HB3	10	0.6	0.11	0.64
(1,1374)	2:51:C:LEU:HB3	2:22:C:LEU:HD11	10	0.58	0.46	0.4
(1,1374)	2:51:C:LEU:HB3	2:22:C:LEU:HD12	10	0.58	0.46	0.4
(1,1374)	2:51:C:LEU:HB3	2:22:C:LEU:HD13	10	0.58	0.46	0.4
(1,829)	2:40:C:GLN:H	2:44:C:LEU:HD11	10	0.57	0.36	0.42
(1,829)	2:40:C:GLN:H	2:44:C:LEU:HD12	10	0.57	0.36	0.42
(1,829)	2:40:C:GLN:H	2:44:C:LEU:HD13	10	0.57	0.36	0.42
(1,1713)	2:44:C:LEU:HD11	2:40:C:GLN:HG2	10	0.55	0.42	0.32
(1,1713)	2:44:C:LEU:HD12	2:40:C:GLN:HG2	10	0.55	0.42	0.32
(1,1713)	2:44:C:LEU:HD13	2:40:C:GLN:HG2	10	0.55	0.42	0.32
(1,962)	2:44:C:LEU:HD11	2:34:C:ILE:HB	10	0.53	0.22	0.61
(1,962)	2:44:C:LEU:HD12	2:34:C:ILE:HB	10	0.53	0.22	0.61
(1,962)	2:44:C:LEU:HD13	2:34:C:ILE:HB	10	0.53	0.22	0.61
(1,1829)	2:21:C:ASN:H	2:20:C:PRO:HG3	10	0.52	0.12	0.51
(1,1685)	2:37:C:ASP:HB3	2:44:C:LEU:HD11	10	0.52	0.01	0.51
(1,1685)	2:37:C:ASP:HB3	2:44:C:LEU:HD12	10	0.52	0.01	0.51
(1,1685)	2:37:C:ASP:HB3	2:44:C:LEU:HD13	10	0.52	0.01	0.51
(1,1083)	2:34:C:ILE:HG21	2:34:C:ILE:HG12	10	0.5	0.0	0.5
(1,1083)	2:34:C:ILE:HG22	2:34:C:ILE:HG12	10	0.5	0.0	0.5
(1,1083)	2:34:C:ILE:HG23	2:34:C:ILE:HG12	10	0.5	0.0	0.5
(1,175)	1:27:A:LEU:HD11	1:27:A:LEU:HA	10	0.48	0.01	0.48
(1,175)	1:27:A:LEU:HD12	1:27:A:LEU:HA	10	0.48	0.01	0.48
(1,175)	1:27:A:LEU:HD13	1:27:A:LEU:HA	10	0.48	0.01	0.48
(1,813)	2:34:C:ILE:HG21	2:37:C:ASP:H	10	0.48	0.11	0.52
(1,813)	2:34:C:ILE:HG22	2:37:C:ASP:H	10	0.48	0.11	0.52
(1,813)	2:34:C:ILE:HG23	2:37:C:ASP:H	10	0.48	0.11	0.52

Continued on next page...

Continued from previous page...

Key	Atom-1	Atom-2	Models ¹	Mean (Å)	SD ¹ (Å)	Median (Å)
(1,1343)	2:22:B:LEU:H	2:22:B:LEU:HD11	10	0.44	0.08	0.4
(1,1343)	2:22:B:LEU:H	2:22:B:LEU:HD12	10	0.44	0.08	0.4
(1,1343)	2:22:B:LEU:H	2:22:B:LEU:HD13	10	0.44	0.08	0.4
(1,1099)	1:27:A:LEU:HD21	2:42:C:ALA:HB1	10	0.42	0.03	0.43
(1,1099)	1:27:A:LEU:HD21	2:42:C:ALA:HB2	10	0.42	0.03	0.43
(1,1099)	1:27:A:LEU:HD21	2:42:C:ALA:HB3	10	0.42	0.03	0.43
(1,1099)	1:27:A:LEU:HD22	2:42:C:ALA:HB1	10	0.42	0.03	0.43
(1,1099)	1:27:A:LEU:HD22	2:42:C:ALA:HB2	10	0.42	0.03	0.43
(1,1099)	1:27:A:LEU:HD22	2:42:C:ALA:HB3	10	0.42	0.03	0.43
(1,1099)	1:27:A:LEU:HD23	2:42:C:ALA:HB1	10	0.42	0.03	0.43
(1,1099)	1:27:A:LEU:HD23	2:42:C:ALA:HB2	10	0.42	0.03	0.43
(1,1099)	1:27:A:LEU:HD23	2:42:C:ALA:HB3	10	0.42	0.03	0.43
(1,1658)	2:35:B:HIS:HB2	2:36:B:ASP:H	10	0.41	0.13	0.46
(1,350)	1:10:A:GLN:HG2	1:10:A:GLN:HE22	10	0.4	0.04	0.4
(1,350)	1:10:A:GLN:HG3	1:10:A:GLN:HE22	10	0.4	0.04	0.4
(1,1204)	2:31:C:ILE:HD11	2:27:B:LEU:HG	10	0.39	0.02	0.39
(1,1204)	2:31:C:ILE:HD12	2:27:B:LEU:HG	10	0.39	0.02	0.39
(1,1204)	2:31:C:ILE:HD13	2:27:B:LEU:HG	10	0.39	0.02	0.39
(1,1196)	2:27:B:LEU:H	2:27:B:LEU:HB3	10	0.37	0.01	0.38
(1,1591)	2:39:B:SER:H	2:38:B:PRO:HG3	10	0.36	0.1	0.36
(1,46)	2:17:C:VAL:H	1:27:A:LEU:H	10	0.35	0.05	0.34
(1,46)	1:27:A:LEU:H	1:28:A:SER:H	10	0.35	0.05	0.34
(1,1595)	2:38:B:PRO:HB2	2:38:B:PRO:HD2	10	0.33	0.01	0.34
(1,1342)	2:22:C:LEU:H	2:22:C:LEU:HD11	10	0.32	0.05	0.32
(1,1342)	2:22:C:LEU:H	2:22:C:LEU:HD12	10	0.32	0.05	0.32
(1,1342)	2:22:C:LEU:H	2:22:C:LEU:HD13	10	0.32	0.05	0.32
(1,810)	2:37:B:ASP:H	2:44:B:LEU:HD21	10	0.27	0.12	0.23
(1,810)	2:37:B:ASP:H	2:44:B:LEU:HD22	10	0.27	0.12	0.23
(1,810)	2:37:B:ASP:H	2:44:B:LEU:HD23	10	0.27	0.12	0.23
(1,810)	2:37:B:ASP:H	2:34:B:ILE:HG21	10	0.27	0.12	0.23
(1,810)	2:37:B:ASP:H	2:34:B:ILE:HG22	10	0.27	0.12	0.23
(1,810)	2:37:B:ASP:H	2:34:B:ILE:HG23	10	0.27	0.12	0.23
(1,1613)	2:23:B:ASN:HB2	2:23:B:ASN:HD22	10	0.27	0.1	0.25
(1,1777)	2:47:B:GLU:HG3	2:47:B:GLU:HB2	10	0.27	0.09	0.26
(1,1777)	2:47:B:GLU:HG3	2:47:B:GLU:HB3	10	0.27	0.09	0.26
(1,1025)	2:17:B:VAL:HA	2:17:B:VAL:HG21	10	0.26	0.01	0.26
(1,1025)	2:17:B:VAL:HA	2:17:B:VAL:HG22	10	0.26	0.01	0.26
(1,1025)	2:17:B:VAL:HA	2:17:B:VAL:HG23	10	0.26	0.01	0.26
(1,1525)	2:55:B:GLN:H	2:54:B:ALA:HA	10	0.25	0.04	0.26
(1,991)	2:16:C:ILE:HG21	1:26:A:ILE:HG21	10	0.25	0.07	0.26
(1,991)	2:16:C:ILE:HG21	1:26:A:ILE:HG22	10	0.25	0.07	0.26
(1,991)	2:16:C:ILE:HG21	1:26:A:ILE:HG23	10	0.25	0.07	0.26

Continued on next page...

Continued from previous page...

Key	Atom-1	Atom-2	Models ¹	Mean (Å)	SD ¹ (Å)	Median (Å)
(1,991)	2:16:C:ILE:HG22	1:26:A:ILE:HG21	10	0.25	0.07	0.26
(1,991)	2:16:C:ILE:HG22	1:26:A:ILE:HG22	10	0.25	0.07	0.26
(1,991)	2:16:C:ILE:HG22	1:26:A:ILE:HG23	10	0.25	0.07	0.26
(1,991)	2:16:C:ILE:HG23	1:26:A:ILE:HG21	10	0.25	0.07	0.26
(1,991)	2:16:C:ILE:HG23	1:26:A:ILE:HG22	10	0.25	0.07	0.26
(1,991)	2:16:C:ILE:HG23	1:26:A:ILE:HG23	10	0.25	0.07	0.26
(1,1362)	2:51:B:LEU:H	2:51:B:LEU:HB3	10	0.23	0.01	0.24
(1,58)	1:28:A:SER:H	1:27:A:LEU:HD11	10	0.23	0.02	0.23
(1,58)	1:28:A:SER:H	1:27:A:LEU:HD12	10	0.23	0.02	0.23
(1,58)	1:28:A:SER:H	1:27:A:LEU:HD13	10	0.23	0.02	0.23
(1,1206)	2:27:B:LEU:HB3	2:27:B:LEU:HG	10	0.22	0.0	0.22
(1,1692)	2:38:C:PRO:HB2	2:34:C:ILE:HG21	10	0.21	0.02	0.21
(1,1692)	2:38:C:PRO:HB2	2:34:C:ILE:HG22	10	0.21	0.02	0.21
(1,1692)	2:38:C:PRO:HB2	2:34:C:ILE:HG23	10	0.21	0.02	0.21
(1,1791)	2:54:B:ALA:HB1	2:53:B:ASP:HB2	10	0.2	0.05	0.2
(1,1791)	2:54:B:ALA:HB1	2:53:B:ASP:HB3	10	0.2	0.05	0.2
(1,1791)	2:54:B:ALA:HB2	2:53:B:ASP:HB2	10	0.2	0.05	0.2
(1,1791)	2:54:B:ALA:HB2	2:53:B:ASP:HB3	10	0.2	0.05	0.2
(1,1791)	2:54:B:ALA:HB3	2:53:B:ASP:HB2	10	0.2	0.05	0.2
(1,1791)	2:54:B:ALA:HB3	2:53:B:ASP:HB3	10	0.2	0.05	0.2
(1,1216)	2:27:B:LEU:HD11	2:27:B:LEU:H	10	0.2	0.06	0.19
(1,1216)	2:27:B:LEU:HD12	2:27:B:LEU:H	10	0.2	0.06	0.19
(1,1216)	2:27:B:LEU:HD13	2:27:B:LEU:H	10	0.2	0.06	0.19
(1,272)	1:17:A:VAL:H	1:17:A:VAL:HG21	10	0.18	0.01	0.19
(1,272)	1:17:A:VAL:H	1:17:A:VAL:HG22	10	0.18	0.01	0.19
(1,272)	1:17:A:VAL:H	1:17:A:VAL:HG23	10	0.18	0.01	0.19
(1,1105)	2:31:C:ILE:HD11	2:31:C:ILE:HA	10	0.18	0.02	0.18
(1,1105)	2:31:C:ILE:HD12	2:31:C:ILE:HA	10	0.18	0.02	0.18
(1,1105)	2:31:C:ILE:HD13	2:31:C:ILE:HA	10	0.18	0.02	0.18
(1,13)	1:17:A:VAL:H	1:17:A:VAL:HG21	10	0.18	0.01	0.18
(1,13)	1:17:A:VAL:H	1:17:A:VAL:HG22	10	0.18	0.01	0.18
(1,13)	1:17:A:VAL:H	1:17:A:VAL:HG23	10	0.18	0.01	0.18
(1,1273)	2:27:C:LEU:H	2:27:C:LEU:HB2	10	0.16	0.02	0.16
(1,164)	2:17:C:VAL:H	1:25:A:ALA:HA	10	0.15	0.01	0.15
(1,1210)	2:27:B:LEU:HD21	2:27:B:LEU:HB3	10	0.14	0.03	0.14
(1,1210)	2:27:B:LEU:HD22	2:27:B:LEU:HB3	10	0.14	0.03	0.14
(1,1210)	2:27:B:LEU:HD23	2:27:B:LEU:HB3	10	0.14	0.03	0.14
(1,1775)	2:47:C:GLU:HG3	2:47:C:GLU:HB2	10	0.14	0.01	0.14
(1,1775)	2:47:C:GLU:HG3	2:47:C:GLU:HB3	10	0.14	0.01	0.14
(1,1393)	2:29:C:ALA:H	2:29:C:ALA:HB1	10	0.12	0.01	0.12
(1,1393)	2:29:C:ALA:H	2:29:C:ALA:HB2	10	0.12	0.01	0.12
(1,1393)	2:29:C:ALA:H	2:29:C:ALA:HB3	10	0.12	0.01	0.12

Continued on next page...

Continued from previous page...

Key	Atom-1	Atom-2	Models ¹	Mean (Å)	SD ¹ (Å)	Median (Å)
(1,1393)	2:29:B:ALA:H	2:29:B:ALA:HB1	10	0.12	0.01	0.12
(1,1393)	2:29:B:ALA:H	2:29:B:ALA:HB2	10	0.12	0.01	0.12
(1,1393)	2:29:B:ALA:H	2:29:B:ALA:HB3	10	0.12	0.01	0.12
(1,1846)	2:52:C:ASN:HB3	2:22:C:LEU:HD11	9	1.23	0.13	1.27
(1,1846)	2:52:C:ASN:HB3	2:22:C:LEU:HD12	9	1.23	0.13	1.27
(1,1846)	2:52:C:ASN:HB3	2:22:C:LEU:HD13	9	1.23	0.13	1.27
(1,381)	1:27:A:LEU:HD11	1:11:A:ARG:HG2	9	1.09	0.46	1.29
(1,381)	1:27:A:LEU:HD12	1:11:A:ARG:HG2	9	1.09	0.46	1.29
(1,381)	1:27:A:LEU:HD13	1:11:A:ARG:HG2	9	1.09	0.46	1.29
(1,1438)	2:19:C:LEU:HD11	2:48:C:ALA:HB1	9	1.03	0.15	1.09
(1,1438)	2:19:C:LEU:HD11	2:48:C:ALA:HB2	9	1.03	0.15	1.09
(1,1438)	2:19:C:LEU:HD11	2:48:C:ALA:HB3	9	1.03	0.15	1.09
(1,1438)	2:19:C:LEU:HD12	2:48:C:ALA:HB1	9	1.03	0.15	1.09
(1,1438)	2:19:C:LEU:HD12	2:48:C:ALA:HB2	9	1.03	0.15	1.09
(1,1438)	2:19:C:LEU:HD12	2:48:C:ALA:HB3	9	1.03	0.15	1.09
(1,1438)	2:19:C:LEU:HD13	2:48:C:ALA:HB1	9	1.03	0.15	1.09
(1,1438)	2:19:C:LEU:HD13	2:48:C:ALA:HB2	9	1.03	0.15	1.09
(1,1438)	2:19:C:LEU:HD13	2:48:C:ALA:HB3	9	1.03	0.15	1.09
(1,1558)	2:19:C:LEU:HD11	2:22:C:LEU:HD11	9	0.91	0.11	0.91
(1,1558)	2:19:C:LEU:HD11	2:22:C:LEU:HD12	9	0.91	0.11	0.91
(1,1558)	2:19:C:LEU:HD11	2:22:C:LEU:HD13	9	0.91	0.11	0.91
(1,1558)	2:19:C:LEU:HD12	2:22:C:LEU:HD11	9	0.91	0.11	0.91
(1,1558)	2:19:C:LEU:HD12	2:22:C:LEU:HD12	9	0.91	0.11	0.91
(1,1558)	2:19:C:LEU:HD12	2:22:C:LEU:HD13	9	0.91	0.11	0.91
(1,1558)	2:19:C:LEU:HD13	2:22:C:LEU:HD11	9	0.91	0.11	0.91
(1,1558)	2:19:C:LEU:HD13	2:22:C:LEU:HD12	9	0.91	0.11	0.91
(1,1558)	2:19:C:LEU:HD13	2:22:C:LEU:HD13	9	0.91	0.11	0.91
(1,1879)	2:52:C:ASN:HB3	2:22:C:LEU:HD11	9	0.89	0.13	0.94
(1,1879)	2:52:C:ASN:HB3	2:22:C:LEU:HD12	9	0.89	0.13	0.94
(1,1879)	2:52:C:ASN:HB3	2:22:C:LEU:HD13	9	0.89	0.13	0.94
(1,1326)	2:49:B:LYS:HD3	2:17:B:VAL:HG21	9	0.83	0.32	0.67
(1,1326)	2:49:B:LYS:HD3	2:17:B:VAL:HG22	9	0.83	0.32	0.67
(1,1326)	2:49:B:LYS:HD3	2:17:B:VAL:HG23	9	0.83	0.32	0.67
(1,268)	1:27:A:LEU:HD21	2:45:C:LEU:HB3	9	0.68	0.45	0.32
(1,268)	1:27:A:LEU:HD22	2:45:C:LEU:HB3	9	0.68	0.45	0.32
(1,268)	1:27:A:LEU:HD23	2:45:C:LEU:HB3	9	0.68	0.45	0.32
(1,1837)	2:19:C:LEU:HD11	2:22:C:LEU:HA	9	0.57	0.08	0.55
(1,1837)	2:19:C:LEU:HD12	2:22:C:LEU:HA	9	0.57	0.08	0.55
(1,1837)	2:19:C:LEU:HD13	2:22:C:LEU:HA	9	0.57	0.08	0.55
(1,307)	1:14:A:ASN:HB3	1:14:A:ASN:HD22	9	0.53	0.12	0.57
(1,1717)	2:41:C:SER:HA	2:44:C:LEU:HD11	9	0.37	0.19	0.29
(1,1717)	2:41:C:SER:HA	2:44:C:LEU:HD12	9	0.37	0.19	0.29

Continued on next page...

Continued from previous page...

Key	Atom-1	Atom-2	Models ¹	Mean (Å)	SD ¹ (Å)	Median (Å)
(1,1717)	2:41:C:SER:HA	2:44:C:LEU:HD13	9	0.37	0.19	0.29
(1,1128)	2:31:C:ILE:HG21	2:27:B:LEU:HB3	9	0.28	0.07	0.28
(1,1128)	2:31:C:ILE:HG22	2:27:B:LEU:HB3	9	0.28	0.07	0.28
(1,1128)	2:31:C:ILE:HG23	2:27:B:LEU:HB3	9	0.28	0.07	0.28
(1,362)	1:11:A:ARG:HA	1:11:A:ARG:HG2	9	0.27	0.05	0.27
(1,1615)	2:23:B:ASN:HB3	2:23:B:ASN:HD22	9	0.22	0.06	0.21
(1,891)	2:21:C:ASN:H	2:22:C:LEU:HD11	9	0.22	0.07	0.22
(1,891)	2:21:C:ASN:H	2:22:C:LEU:HD12	9	0.22	0.07	0.22
(1,891)	2:21:C:ASN:H	2:22:C:LEU:HD13	9	0.22	0.07	0.22
(1,1419)	2:25:C:ASP:H	2:24:C:PRO:HB3	9	0.16	0.02	0.16
(1,49)	1:27:A:LEU:H	1:27:A:LEU:HD11	9	0.15	0.02	0.15
(1,49)	1:27:A:LEU:H	1:27:A:LEU:HD12	9	0.15	0.02	0.15
(1,49)	1:27:A:LEU:H	1:27:A:LEU:HD13	9	0.15	0.02	0.15
(1,1560)	2:48:C:ALA:HB1	2:19:C:LEU:HB2	9	0.15	0.02	0.15
(1,1560)	2:48:C:ALA:HB1	2:19:C:LEU:HB3	9	0.15	0.02	0.15
(1,1560)	2:48:C:ALA:HB2	2:19:C:LEU:HB2	9	0.15	0.02	0.15
(1,1560)	2:48:C:ALA:HB2	2:19:C:LEU:HB3	9	0.15	0.02	0.15
(1,1560)	2:48:C:ALA:HB3	2:19:C:LEU:HB2	9	0.15	0.02	0.15
(1,1560)	2:48:C:ALA:HB3	2:19:C:LEU:HB3	9	0.15	0.02	0.15
(1,217)	1:26:A:ILE:HA	1:26:A:ILE:HD11	9	0.14	0.02	0.13
(1,217)	1:26:A:ILE:HA	1:26:A:ILE:HD12	9	0.14	0.02	0.13
(1,217)	1:26:A:ILE:HA	1:26:A:ILE:HD13	9	0.14	0.02	0.13
(1,504)	2:51:B:LEU:H	2:51:B:LEU:HB3	9	0.12	0.01	0.12
(1,1103)	2:56:B:ALA:H	2:56:B:ALA:HB1	9	0.11	0.01	0.11
(1,1103)	2:56:B:ALA:H	2:56:B:ALA:HB2	9	0.11	0.01	0.11
(1,1103)	2:56:B:ALA:H	2:56:B:ALA:HB3	9	0.11	0.01	0.11
(1,1230)	2:44:B:LEU:H	2:44:B:LEU:HB3	9	0.11	0.01	0.1
(1,1384)	2:51:B:LEU:HB3	2:22:B:LEU:HD11	8	0.67	0.24	0.7
(1,1384)	2:51:B:LEU:HB3	2:22:B:LEU:HD12	8	0.67	0.24	0.7
(1,1384)	2:51:B:LEU:HB3	2:22:B:LEU:HD13	8	0.67	0.24	0.7
(1,407)	1:12:A:LEU:HD21	2:38:C:PRO:HB3	8	0.6	0.48	0.42
(1,407)	1:12:A:LEU:HD22	2:38:C:PRO:HB3	8	0.6	0.48	0.42
(1,407)	1:12:A:LEU:HD23	2:38:C:PRO:HB3	8	0.6	0.48	0.42
(1,911)	2:23:B:ASN:H	2:22:B:LEU:HD11	8	0.32	0.16	0.3
(1,911)	2:23:B:ASN:H	2:22:B:LEU:HD12	8	0.32	0.16	0.3
(1,911)	2:23:B:ASN:H	2:22:B:LEU:HD13	8	0.32	0.16	0.3
(1,1424)	2:48:B:ALA:HB1	2:19:B:LEU:HB2	8	0.21	0.04	0.22
(1,1424)	2:48:B:ALA:HB2	2:19:B:LEU:HB2	8	0.21	0.04	0.22
(1,1424)	2:48:B:ALA:HB3	2:19:B:LEU:HB2	8	0.21	0.04	0.22
(1,289)	1:17:A:VAL:H	1:16:A:LEU:HD21	8	0.13	0.01	0.13
(1,289)	1:17:A:VAL:H	1:16:A:LEU:HD22	8	0.13	0.01	0.13
(1,289)	1:17:A:VAL:H	1:16:A:LEU:HD23	8	0.13	0.01	0.13

Continued on next page...

Continued from previous page...

Key	Atom-1	Atom-2	Models ¹	Mean (Å)	SD ¹ (Å)	Median (Å)
(1,274)	1:17:A:VAL:HB	2:17:B:VAL:HB	8	0.13	0.01	0.13
(1,1312)	2:49:B:LYS:HB2	2:49:B:LYS:HG2	8	0.13	0.0	0.13
(1,323)	1:23:A:PHE:H	1:23:A:PHE:HB2	8	0.12	0.01	0.12
(1,1710)	2:40:C:GLN:H	2:40:C:GLN:HG3	8	0.12	0.01	0.12
(1,1606)	2:19:B:LEU:HD21	2:52:B:ASN:HB2	7	0.89	0.34	0.85
(1,1606)	2:19:B:LEU:HD22	2:52:B:ASN:HB2	7	0.89	0.34	0.85
(1,1606)	2:19:B:LEU:HD23	2:52:B:ASN:HB2	7	0.89	0.34	0.85
(1,1809)	2:29:B:ALA:HB1	2:26:B:GLN:HG3	7	0.8	0.08	0.82
(1,1809)	2:29:B:ALA:HB2	2:26:B:GLN:HG3	7	0.8	0.08	0.82
(1,1809)	2:29:B:ALA:HB3	2:26:B:GLN:HG3	7	0.8	0.08	0.82
(1,63)	1:29:A:SER:H	1:29:A:SER:HB3	7	0.59	0.11	0.56
(1,1752)	2:44:C:LEU:HD21	2:43:C:ASN:HB2	7	0.56	0.14	0.61
(1,1752)	2:44:C:LEU:HD21	2:43:C:ASN:HB3	7	0.56	0.14	0.61
(1,1752)	2:44:C:LEU:HD22	2:43:C:ASN:HB2	7	0.56	0.14	0.61
(1,1752)	2:44:C:LEU:HD22	2:43:C:ASN:HB3	7	0.56	0.14	0.61
(1,1752)	2:44:C:LEU:HD23	2:43:C:ASN:HB2	7	0.56	0.14	0.61
(1,1752)	2:44:C:LEU:HD23	2:43:C:ASN:HB3	7	0.56	0.14	0.61
(1,1387)	2:51:B:LEU:HD21	2:22:B:LEU:HD11	7	0.54	0.16	0.5
(1,1387)	2:51:B:LEU:HD21	2:22:B:LEU:HD12	7	0.54	0.16	0.5
(1,1387)	2:51:B:LEU:HD21	2:22:B:LEU:HD13	7	0.54	0.16	0.5
(1,1387)	2:51:B:LEU:HD22	2:22:B:LEU:HD11	7	0.54	0.16	0.5
(1,1387)	2:51:B:LEU:HD22	2:22:B:LEU:HD12	7	0.54	0.16	0.5
(1,1387)	2:51:B:LEU:HD22	2:22:B:LEU:HD13	7	0.54	0.16	0.5
(1,1387)	2:51:B:LEU:HD23	2:22:B:LEU:HD11	7	0.54	0.16	0.5
(1,1387)	2:51:B:LEU:HD23	2:22:B:LEU:HD12	7	0.54	0.16	0.5
(1,1387)	2:51:B:LEU:HD23	2:22:B:LEU:HD13	7	0.54	0.16	0.5
(1,1427)	2:19:B:LEU:HD21	2:19:B:LEU:HB3	7	0.33	0.01	0.32
(1,1427)	2:19:B:LEU:HD22	2:19:B:LEU:HB3	7	0.33	0.01	0.32
(1,1427)	2:19:B:LEU:HD23	2:19:B:LEU:HB3	7	0.33	0.01	0.32
(1,1265)	2:31:B:ILE:HG21	2:24:C:PRO:HG2	7	0.18	0.02	0.19
(1,1265)	2:31:B:ILE:HG22	2:24:C:PRO:HG2	7	0.18	0.02	0.19
(1,1265)	2:31:B:ILE:HG23	2:24:C:PRO:HG2	7	0.18	0.02	0.19
(1,809)	2:37:C:ASP:H	2:38:C:PRO:HG2	7	0.15	0.03	0.17
(1,809)	2:37:C:ASP:H	2:38:C:PRO:HG3	7	0.15	0.03	0.17
(1,276)	1:27:A:LEU:HD11	2:45:C:LEU:HG	6	0.94	0.37	1.06
(1,276)	1:27:A:LEU:HD12	2:45:C:LEU:HG	6	0.94	0.37	1.06
(1,276)	1:27:A:LEU:HD13	2:45:C:LEU:HG	6	0.94	0.37	1.06
(1,1607)	2:52:B:ASN:HB3	2:22:B:LEU:HD11	6	0.73	0.53	0.58
(1,1607)	2:52:B:ASN:HB3	2:22:B:LEU:HD12	6	0.73	0.53	0.58
(1,1607)	2:52:B:ASN:HB3	2:22:B:LEU:HD13	6	0.73	0.53	0.58
(1,1324)	2:49:B:LYS:HD2	2:17:B:VAL:HG21	6	0.7	0.11	0.72
(1,1324)	2:49:B:LYS:HD2	2:17:B:VAL:HG22	6	0.7	0.11	0.72

Continued on next page...

Continued from previous page...

Key	Atom-1	Atom-2	Models ¹	Mean (Å)	SD ¹ (Å)	Median (Å)
(1,1324)	2:49:B:LYS:HD2	2:17:B:VAL:HG23	6	0.7	0.11	0.72
(1,1467)	2:45:C:LEU:HB2	2:45:C:LEU:HD11	6	0.6	0.03	0.57
(1,1467)	2:45:C:LEU:HB2	2:45:C:LEU:HD12	6	0.6	0.03	0.57
(1,1467)	2:45:C:LEU:HB2	2:45:C:LEU:HD13	6	0.6	0.03	0.57
(1,797)	2:37:B:ASP:H	2:38:B:PRO:HD2	6	0.24	0.05	0.22
(1,1464)	2:45:C:LEU:H	2:45:C:LEU:HD11	6	0.21	0.07	0.24
(1,1464)	2:45:C:LEU:H	2:45:C:LEU:HD12	6	0.21	0.07	0.24
(1,1464)	2:45:C:LEU:H	2:45:C:LEU:HD13	6	0.21	0.07	0.24
(1,1878)	2:52:C:ASN:HB3	2:22:C:LEU:HD21	6	0.19	0.07	0.18
(1,1878)	2:52:C:ASN:HB3	2:22:C:LEU:HD22	6	0.19	0.07	0.18
(1,1878)	2:52:C:ASN:HB3	2:22:C:LEU:HD23	6	0.19	0.07	0.18
(1,1242)	2:44:B:LEU:HD21	2:44:B:LEU:HB3	6	0.16	0.01	0.16
(1,1242)	2:44:B:LEU:HD22	2:44:B:LEU:HB3	6	0.16	0.01	0.16
(1,1242)	2:44:B:LEU:HD23	2:44:B:LEU:HB3	6	0.16	0.01	0.16
(1,1242)	2:44:C:LEU:HD11	2:44:C:LEU:HB3	6	0.16	0.01	0.16
(1,1242)	2:44:C:LEU:HD12	2:44:C:LEU:HB3	6	0.16	0.01	0.16
(1,1242)	2:44:C:LEU:HD13	2:44:C:LEU:HB3	6	0.16	0.01	0.16
(1,1798)	2:26:C:GLN:H	2:26:C:GLN:HG3	6	0.14	0.03	0.12
(1,1780)	2:51:B:LEU:HD11	2:47:B:GLU:HG2	6	0.13	0.01	0.14
(1,1780)	2:51:B:LEU:HD11	2:47:B:GLU:HG3	6	0.13	0.01	0.14
(1,1780)	2:51:B:LEU:HD12	2:47:B:GLU:HG2	6	0.13	0.01	0.14
(1,1780)	2:51:B:LEU:HD12	2:47:B:GLU:HG3	6	0.13	0.01	0.14
(1,1780)	2:51:B:LEU:HD13	2:47:B:GLU:HG2	6	0.13	0.01	0.14
(1,1780)	2:51:B:LEU:HD13	2:47:B:GLU:HG3	6	0.13	0.01	0.14
(1,1921)	2:37:B:ASP:HB3	2:40:B:GLN:HG2	5	1.25	0.25	1.24
(1,1778)	2:46:B:ALA:HB1	2:47:B:GLU:HG2	5	0.99	0.06	0.99
(1,1778)	2:46:B:ALA:HB2	2:47:B:GLU:HG2	5	0.99	0.06	0.99
(1,1778)	2:46:B:ALA:HB3	2:47:B:GLU:HG2	5	0.99	0.06	0.99
(1,1901)	2:37:B:ASP:HB3	2:44:B:LEU:HG	5	0.94	0.13	0.95
(1,1316)	2:17:B:VAL:HG21	2:49:B:LYS:HE2	5	0.74	0.24	0.73
(1,1316)	2:17:B:VAL:HG21	2:49:B:LYS:HE3	5	0.74	0.24	0.73
(1,1316)	2:17:B:VAL:HG22	2:49:B:LYS:HE2	5	0.74	0.24	0.73
(1,1316)	2:17:B:VAL:HG22	2:49:B:LYS:HE3	5	0.74	0.24	0.73
(1,1316)	2:17:B:VAL:HG23	2:49:B:LYS:HE2	5	0.74	0.24	0.73
(1,1316)	2:17:B:VAL:HG23	2:49:B:LYS:HE3	5	0.74	0.24	0.73
(1,1771)	2:47:B:GLU:H	2:47:B:GLU:HG2	5	0.65	0.04	0.65
(1,1902)	2:44:B:LEU:HD11	2:37:B:ASP:HB3	5	0.63	0.03	0.64
(1,1902)	2:44:B:LEU:HD12	2:37:B:ASP:HB3	5	0.63	0.03	0.64
(1,1902)	2:44:B:LEU:HD13	2:37:B:ASP:HB3	5	0.63	0.03	0.64
(1,1884)	2:51:C:LEU:HD21	2:26:C:GLN:HG2	5	0.3	0.01	0.31
(1,1884)	2:51:C:LEU:HD22	2:26:C:GLN:HG2	5	0.3	0.01	0.31
(1,1884)	2:51:C:LEU:HD23	2:26:C:GLN:HG2	5	0.3	0.01	0.31

Continued on next page...

Continued from previous page...

Key	Atom-1	Atom-2	Models ¹	Mean (Å)	SD ¹ (Å)	Median (Å)
(1,1774)	2:47:B:GLU:HA	2:47:B:GLU:HG2	5	0.25	0.02	0.26
(1,1774)	2:47:B:GLU:HA	2:47:B:GLU:HG3	5	0.25	0.02	0.26
(1,1618)	2:23:C:ASN:HB3	2:24:C:PRO:HD2	5	0.24	0.1	0.26
(1,1776)	2:47:B:GLU:HG3	2:47:B:GLU:HB2	5	0.18	0.01	0.17
(1,1776)	2:47:B:GLU:HG3	2:47:B:GLU:HB3	5	0.18	0.01	0.17
(1,1564)	2:19:C:LEU:HD21	2:49:C:LYS:HG2	5	0.17	0.06	0.17
(1,1564)	2:19:C:LEU:HD21	2:49:C:LYS:HG3	5	0.17	0.06	0.17
(1,1564)	2:19:C:LEU:HD22	2:49:C:LYS:HG2	5	0.17	0.06	0.17
(1,1564)	2:19:C:LEU:HD22	2:49:C:LYS:HG3	5	0.17	0.06	0.17
(1,1564)	2:19:C:LEU:HD23	2:49:C:LYS:HG2	5	0.17	0.06	0.17
(1,1564)	2:19:C:LEU:HD23	2:49:C:LYS:HG3	5	0.17	0.06	0.17
(1,1675)	2:37:B:ASP:H	2:37:B:ASP:HB3	5	0.16	0.03	0.16
(1,1790)	2:56:C:ALA:HB1	2:53:C:ASP:HB2	5	0.15	0.05	0.14
(1,1790)	2:56:C:ALA:HB1	2:53:C:ASP:HB3	5	0.15	0.05	0.14
(1,1790)	2:56:C:ALA:HB2	2:53:C:ASP:HB2	5	0.15	0.05	0.14
(1,1790)	2:56:C:ALA:HB2	2:53:C:ASP:HB3	5	0.15	0.05	0.14
(1,1790)	2:56:C:ALA:HB3	2:53:C:ASP:HB2	5	0.15	0.05	0.14
(1,1790)	2:56:C:ALA:HB3	2:53:C:ASP:HB3	5	0.15	0.05	0.14
(1,1179)	2:15:C:GLU:HB3	2:16:C:ILE:H	5	0.11	0.01	0.11
(1,1596)	2:38:C:PRO:HB2	2:38:C:PRO:HD3	5	0.11	0.01	0.11
(1,267)	1:27:A:LEU:HD11	2:45:C:LEU:HB3	4	0.66	0.02	0.66
(1,267)	1:27:A:LEU:HD12	2:45:C:LEU:HB3	4	0.66	0.02	0.66
(1,267)	1:27:A:LEU:HD13	2:45:C:LEU:HB3	4	0.66	0.02	0.66
(1,1619)	2:23:C:ASN:HB2	2:24:C:PRO:HD2	4	0.4	0.17	0.43
(1,1551)	2:17:B:VAL:HG21	2:15:B:GLU:HG3	4	0.29	0.08	0.31
(1,1551)	2:17:B:VAL:HG22	2:15:B:GLU:HG3	4	0.29	0.08	0.31
(1,1551)	2:17:B:VAL:HG23	2:15:B:GLU:HG3	4	0.29	0.08	0.31
(1,888)	2:21:C:ASN:H	2:20:C:PRO:HG3	4	0.2	0.09	0.18
(1,252)	1:27:A:LEU:HD21	2:42:C:ALA:H	4	0.19	0.09	0.16
(1,252)	1:27:A:LEU:HD22	2:42:C:ALA:H	4	0.19	0.09	0.16
(1,252)	1:27:A:LEU:HD23	2:42:C:ALA:H	4	0.19	0.09	0.16
(1,1439)	2:19:B:LEU:HD21	2:48:B:ALA:HB1	4	0.16	0.05	0.16
(1,1439)	2:19:B:LEU:HD21	2:48:B:ALA:HB2	4	0.16	0.05	0.16
(1,1439)	2:19:B:LEU:HD21	2:48:B:ALA:HB3	4	0.16	0.05	0.16
(1,1439)	2:19:B:LEU:HD22	2:48:B:ALA:HB1	4	0.16	0.05	0.16
(1,1439)	2:19:B:LEU:HD22	2:48:B:ALA:HB2	4	0.16	0.05	0.16
(1,1439)	2:19:B:LEU:HD22	2:48:B:ALA:HB3	4	0.16	0.05	0.16
(1,1439)	2:19:B:LEU:HD23	2:48:B:ALA:HB1	4	0.16	0.05	0.16
(1,1439)	2:19:B:LEU:HD23	2:48:B:ALA:HB2	4	0.16	0.05	0.16
(1,1439)	2:19:B:LEU:HD23	2:48:B:ALA:HB3	4	0.16	0.05	0.16
(1,1193)	2:31:C:ILE:HG21	2:27:B:LEU:HB3	4	0.16	0.03	0.16
(1,1193)	2:31:C:ILE:HG22	2:27:B:LEU:HB3	4	0.16	0.03	0.16

Continued on next page...

Continued from previous page...

Key	Atom-1	Atom-2	Models ¹	Mean (Å)	SD ¹ (Å)	Median (Å)
(1,1193)	2:31:C:ILE:HG23	2:27:B:LEU:HB3	4	0.16	0.03	0.16
(1,1517)	2:49:B:LYS:H	2:46:B:ALA:HA	4	0.15	0.06	0.12
(1,1517)	2:49:C:LYS:H	2:46:C:ALA:HA	4	0.15	0.06	0.12
(1,345)	1:10:A:GLN:HA	1:10:A:GLN:HG2	4	0.11	0.0	0.11
(1,345)	1:10:A:GLN:HA	1:10:A:GLN:HG3	4	0.11	0.0	0.11
(1,352)	1:10:A:GLN:HA	1:10:A:GLN:HG2	4	0.11	0.0	0.11
(1,352)	1:10:A:GLN:HA	1:10:A:GLN:HG3	4	0.11	0.0	0.11
(1,1872)	2:23:B:ASN:HD22	2:26:B:GLN:HG3	3	1.27	0.04	1.26
(1,1559)	2:19:B:LEU:HD21	2:22:B:LEU:HD11	3	0.74	0.04	0.77
(1,1559)	2:19:B:LEU:HD21	2:22:B:LEU:HD12	3	0.74	0.04	0.77
(1,1559)	2:19:B:LEU:HD21	2:22:B:LEU:HD13	3	0.74	0.04	0.77
(1,1559)	2:19:B:LEU:HD22	2:22:B:LEU:HD11	3	0.74	0.04	0.77
(1,1559)	2:19:B:LEU:HD22	2:22:B:LEU:HD12	3	0.74	0.04	0.77
(1,1559)	2:19:B:LEU:HD22	2:22:B:LEU:HD13	3	0.74	0.04	0.77
(1,1559)	2:19:B:LEU:HD23	2:22:B:LEU:HD11	3	0.74	0.04	0.77
(1,1559)	2:19:B:LEU:HD23	2:22:B:LEU:HD12	3	0.74	0.04	0.77
(1,1559)	2:19:B:LEU:HD23	2:22:B:LEU:HD13	3	0.74	0.04	0.77
(1,1849)	2:22:B:LEU:HD11	2:19:B:LEU:HG	3	0.71	0.09	0.67
(1,1849)	2:22:B:LEU:HD12	2:19:B:LEU:HG	3	0.71	0.09	0.67
(1,1849)	2:22:B:LEU:HD13	2:19:B:LEU:HG	3	0.71	0.09	0.67
(1,1433)	2:19:B:LEU:HD21	2:19:B:LEU:HB2	3	0.61	0.02	0.61
(1,1433)	2:19:B:LEU:HD22	2:19:B:LEU:HB2	3	0.61	0.02	0.61
(1,1433)	2:19:B:LEU:HD23	2:19:B:LEU:HB2	3	0.61	0.02	0.61
(1,1714)	2:44:C:LEU:HD11	2:40:C:GLN:HG3	3	0.51	0.02	0.52
(1,1714)	2:44:C:LEU:HD12	2:40:C:GLN:HG3	3	0.51	0.02	0.52
(1,1714)	2:44:C:LEU:HD13	2:40:C:GLN:HG3	3	0.51	0.02	0.52
(1,1794)	2:23:C:ASN:HD22	2:26:C:GLN:HG2	3	0.47	0.09	0.54
(1,1628)	2:22:C:LEU:H	2:21:C:ASN:HB2	3	0.26	0.11	0.24
(1,1812)	2:51:C:LEU:HD11	2:26:C:GLN:HG2	3	0.24	0.09	0.26
(1,1812)	2:51:C:LEU:HD12	2:26:C:GLN:HG2	3	0.24	0.09	0.26
(1,1812)	2:51:C:LEU:HD13	2:26:C:GLN:HG2	3	0.24	0.09	0.26
(1,1612)	2:23:C:ASN:HB2	2:23:C:ASN:HD21	3	0.22	0.01	0.22
(1,501)	2:25:B:ASP:H	2:24:B:PRO:HD3	3	0.18	0.06	0.16
(1,1426)	2:19:B:LEU:HD21	2:19:B:LEU:HB2	3	0.17	0.02	0.17
(1,1426)	2:19:B:LEU:HD22	2:19:B:LEU:HB2	3	0.17	0.02	0.17
(1,1426)	2:19:B:LEU:HD23	2:19:B:LEU:HB2	3	0.17	0.02	0.17
(1,1795)	2:26:B:GLN:H	2:26:B:GLN:HG2	3	0.17	0.04	0.17
(1,1300)	2:39:B:SER:H	2:38:B:PRO:HB3	3	0.15	0.04	0.17
(1,1772)	2:48:B:ALA:H	2:47:B:GLU:HG2	3	0.13	0.01	0.12
(1,1772)	2:48:B:ALA:H	2:47:B:GLU:HG3	3	0.13	0.01	0.12
(1,94)	1:11:A:ARG:H	1:11:A:ARG:HB2	3	0.12	0.0	0.12
(1,94)	1:11:A:ARG:H	1:11:A:ARG:HB3	3	0.12	0.0	0.12

Continued on next page...

Continued from previous page...

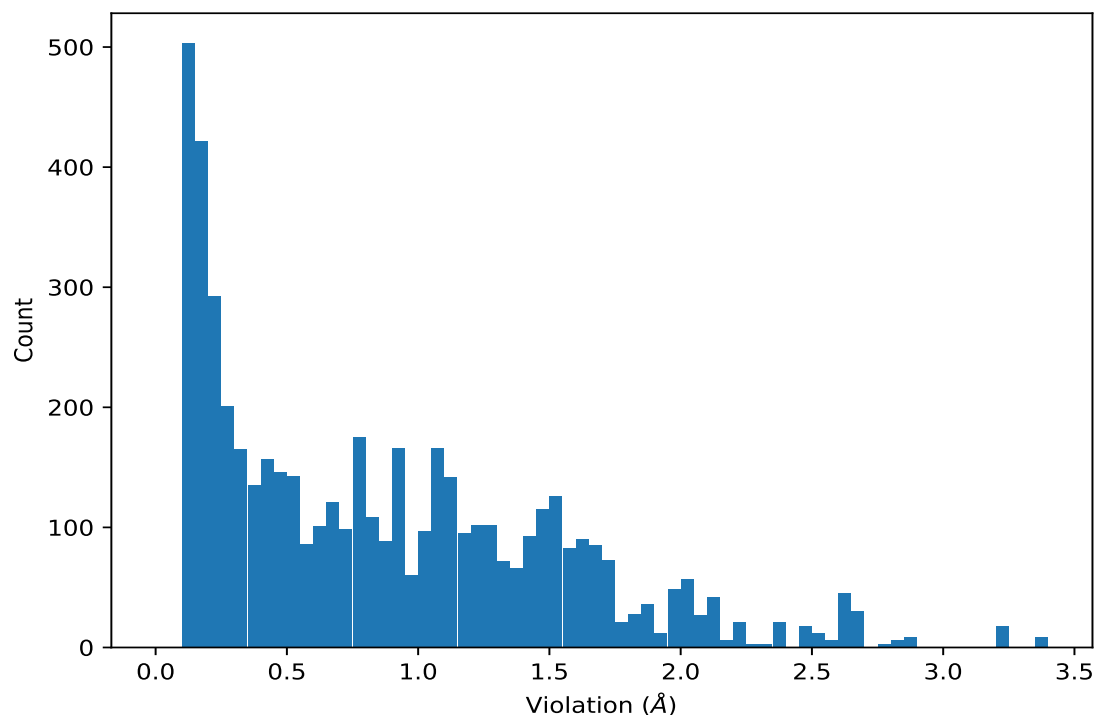
Key	Atom-1	Atom-2	Models ¹	Mean (Å)	SD ¹ (Å)	Median (Å)
(1,964)	2:45:C:LEU:H	2:45:C:LEU:HB3	3	0.12	0.01	0.11
(1,100)	1:28:A:SER:HB2	1:12:A:LEU:H	2	0.64	0.2	0.64
(1,1643)	2:32:B:HIS:HA	2:24:C:PRO:HB2	2	0.61	0.27	0.61
(1,413)	1:11:A:ARG:HG2	1:12:A:LEU:HD11	2	0.44	0.23	0.44
(1,413)	1:11:A:ARG:HG2	1:12:A:LEU:HD12	2	0.44	0.23	0.44
(1,413)	1:11:A:ARG:HG2	1:12:A:LEU:HD13	2	0.44	0.23	0.44
(1,423)	1:28:A:SER:HB3	1:12:A:LEU:HB3	2	0.38	0.14	0.38
(1,423)	1:28:A:SER:HB2	1:12:A:LEU:HB2	2	0.38	0.14	0.38
(1,423)	1:28:A:SER:HB2	1:12:A:LEU:HB3	2	0.38	0.14	0.38
(1,1404)	2:17:C:VAL:HG11	2:45:C:LEU:HG	2	0.29	0.0	0.29
(1,1404)	2:17:C:VAL:HG12	2:45:C:LEU:HG	2	0.29	0.0	0.29
(1,1404)	2:17:C:VAL:HG13	2:45:C:LEU:HG	2	0.29	0.0	0.29
(1,1469)	2:45:C:LEU:HB2	2:45:C:LEU:HD21	2	0.26	0.01	0.26
(1,1469)	2:45:C:LEU:HB2	2:45:C:LEU:HD22	2	0.26	0.01	0.26
(1,1469)	2:45:C:LEU:HB2	2:45:C:LEU:HD23	2	0.26	0.01	0.26
(1,396)	1:12:A:LEU:HA	1:12:A:LEU:HD11	2	0.23	0.02	0.23
(1,396)	1:12:A:LEU:HA	1:12:A:LEU:HD12	2	0.23	0.02	0.23
(1,396)	1:12:A:LEU:HA	1:12:A:LEU:HD13	2	0.23	0.02	0.23
(1,66)	1:29:A:SER:HB2	1:30:A:THR:H	2	0.21	0.01	0.21
(1,1145)	2:17:B:VAL:HG21	2:15:B:GLU:HB2	2	0.2	0.04	0.2
(1,1145)	2:17:B:VAL:HG22	2:15:B:GLU:HB2	2	0.2	0.04	0.2
(1,1145)	2:17:B:VAL:HG23	2:15:B:GLU:HB2	2	0.2	0.04	0.2
(1,1470)	2:45:C:LEU:HA	2:45:C:LEU:HD21	2	0.2	0.01	0.2
(1,1470)	2:45:C:LEU:HA	2:45:C:LEU:HD22	2	0.2	0.01	0.2
(1,1470)	2:45:C:LEU:HA	2:45:C:LEU:HD23	2	0.2	0.01	0.2
(1,1533)	2:51:C:LEU:HA	2:54:C:ALA:HB1	2	0.15	0.04	0.15
(1,1533)	2:51:C:LEU:HA	2:54:C:ALA:HB2	2	0.15	0.04	0.15
(1,1533)	2:51:C:LEU:HA	2:54:C:ALA:HB3	2	0.15	0.04	0.15
(1,1537)	1:15:A:PHE:HD1	2:27:B:LEU:HD21	2	0.13	0.01	0.13
(1,1537)	1:15:A:PHE:HD1	2:27:B:LEU:HD22	2	0.13	0.01	0.13
(1,1537)	1:15:A:PHE:HD1	2:27:B:LEU:HD23	2	0.13	0.01	0.13
(1,1537)	1:15:A:PHE:HD2	2:27:B:LEU:HD21	2	0.13	0.01	0.13
(1,1537)	1:15:A:PHE:HD2	2:27:B:LEU:HD22	2	0.13	0.01	0.13
(1,1537)	1:15:A:PHE:HD2	2:27:B:LEU:HD23	2	0.13	0.01	0.13
(1,1388)	2:51:C:LEU:H	2:51:C:LEU:HD11	2	0.12	0.0	0.12
(1,1388)	2:51:C:LEU:H	2:51:C:LEU:HD12	2	0.12	0.0	0.12
(1,1388)	2:51:C:LEU:H	2:51:C:LEU:HD13	2	0.12	0.0	0.12
(1,83)	1:17:A:VAL:H	2:18:B:TYR:H	2	0.11	0.01	0.11

¹Number of violated models, ²Standard deviation

9.5 All violated distance restraints [i](#)

9.5.1 Histogram : Distribution of distance violations [i](#)

The following histogram shows the distribution of the absolute value of the violation for all violated restraints in the ensemble.



9.5.2 Table : All distance violations [i](#)

The following table lists the absolute value of the violation for each restraint in the ensemble sorted by its value. The Key (restraint list ID, restraint ID) is the unique identifier for a given restraint. Rows with same key represent combinatorial or ambiguous restraints and are counted as a single restraint.

Key	Atom-1	Atom-2	Model ID	Violation (Å)
(1,1037)	2:19:B:LEU:HD11	2:17:B:VAL:HG11	8	3.36
(1,1037)	2:19:B:LEU:HD11	2:17:B:VAL:HG12	8	3.36
(1,1037)	2:19:B:LEU:HD11	2:17:B:VAL:HG13	8	3.36
(1,1037)	2:19:B:LEU:HD12	2:17:B:VAL:HG11	8	3.36
(1,1037)	2:19:B:LEU:HD12	2:17:B:VAL:HG12	8	3.36
(1,1037)	2:19:B:LEU:HD12	2:17:B:VAL:HG13	8	3.36
(1,1037)	2:19:B:LEU:HD13	2:17:B:VAL:HG11	8	3.36
(1,1037)	2:19:B:LEU:HD13	2:17:B:VAL:HG12	8	3.36
(1,1037)	2:19:B:LEU:HD13	2:17:B:VAL:HG13	8	3.36
(1,1037)	2:19:B:LEU:HD11	2:17:B:VAL:HG11	10	3.24

Continued on next page...

Continued from previous page...

Key	Atom-1	Atom-2	Model ID	Violation (Å)
(1,1037)	2:19:B:LEU:HD11	2:17:B:VAL:HG12	10	3.24
(1,1037)	2:19:B:LEU:HD11	2:17:B:VAL:HG13	10	3.24
(1,1037)	2:19:B:LEU:HD12	2:17:B:VAL:HG11	10	3.24
(1,1037)	2:19:B:LEU:HD12	2:17:B:VAL:HG12	10	3.24
(1,1037)	2:19:B:LEU:HD12	2:17:B:VAL:HG13	10	3.24
(1,1037)	2:19:B:LEU:HD13	2:17:B:VAL:HG11	10	3.24
(1,1037)	2:19:B:LEU:HD13	2:17:B:VAL:HG12	10	3.24
(1,1037)	2:19:B:LEU:HD13	2:17:B:VAL:HG13	10	3.24
(1,1037)	2:19:B:LEU:HD11	2:17:B:VAL:HG11	1	3.22
(1,1037)	2:19:B:LEU:HD11	2:17:B:VAL:HG12	1	3.22
(1,1037)	2:19:B:LEU:HD11	2:17:B:VAL:HG13	1	3.22
(1,1037)	2:19:B:LEU:HD12	2:17:B:VAL:HG11	1	3.22
(1,1037)	2:19:B:LEU:HD12	2:17:B:VAL:HG12	1	3.22
(1,1037)	2:19:B:LEU:HD12	2:17:B:VAL:HG13	1	3.22
(1,1037)	2:19:B:LEU:HD13	2:17:B:VAL:HG11	1	3.22
(1,1037)	2:19:B:LEU:HD13	2:17:B:VAL:HG12	1	3.22
(1,1037)	2:19:B:LEU:HD13	2:17:B:VAL:HG13	1	3.22
(1,1080)	2:34:C:ILE:HG13	2:44:C:LEU:HD11	1	2.88
(1,1080)	2:34:C:ILE:HG13	2:44:C:LEU:HD12	1	2.88
(1,1080)	2:34:C:ILE:HG13	2:44:C:LEU:HD13	1	2.88
(1,1080)	2:34:C:ILE:HG13	2:44:C:LEU:HD11	5	2.87
(1,1080)	2:34:C:ILE:HG13	2:44:C:LEU:HD12	5	2.87
(1,1080)	2:34:C:ILE:HG13	2:44:C:LEU:HD13	5	2.87
(1,1080)	2:34:C:ILE:HG13	2:44:C:LEU:HD11	7	2.87
(1,1080)	2:34:C:ILE:HG13	2:44:C:LEU:HD12	7	2.87
(1,1080)	2:34:C:ILE:HG13	2:44:C:LEU:HD13	7	2.87
(1,1080)	2:34:C:ILE:HG13	2:44:C:LEU:HD11	4	2.84
(1,1080)	2:34:C:ILE:HG13	2:44:C:LEU:HD12	4	2.84
(1,1080)	2:34:C:ILE:HG13	2:44:C:LEU:HD13	4	2.84
(1,1080)	2:34:C:ILE:HG13	2:44:C:LEU:HD11	8	2.83
(1,1080)	2:34:C:ILE:HG13	2:44:C:LEU:HD12	8	2.83
(1,1080)	2:34:C:ILE:HG13	2:44:C:LEU:HD13	8	2.83
(1,1080)	2:34:C:ILE:HG13	2:44:C:LEU:HD11	6	2.75
(1,1080)	2:34:C:ILE:HG13	2:44:C:LEU:HD12	6	2.75
(1,1080)	2:34:C:ILE:HG13	2:44:C:LEU:HD13	6	2.75
(1,1566)	2:19:C:LEU:HD11	2:22:C:LEU:HD21	7	2.68
(1,1566)	2:19:C:LEU:HD11	2:22:C:LEU:HD22	7	2.68
(1,1566)	2:19:C:LEU:HD11	2:22:C:LEU:HD23	7	2.68
(1,1566)	2:19:C:LEU:HD12	2:22:C:LEU:HD21	7	2.68
(1,1566)	2:19:C:LEU:HD12	2:22:C:LEU:HD22	7	2.68
(1,1566)	2:19:C:LEU:HD12	2:22:C:LEU:HD23	7	2.68
(1,1566)	2:19:C:LEU:HD13	2:22:C:LEU:HD21	7	2.68

Continued on next page...

Continued from previous page...

Key	Atom-1	Atom-2	Model ID	Violation (Å)
(1,1566)	2:19:C:LEU:HD13	2:22:C:LEU:HD22	7	2.68
(1,1566)	2:19:C:LEU:HD13	2:22:C:LEU:HD23	7	2.68
(1,1566)	2:19:C:LEU:HD11	2:22:C:LEU:HD21	3	2.67
(1,1566)	2:19:C:LEU:HD11	2:22:C:LEU:HD22	3	2.67
(1,1566)	2:19:C:LEU:HD11	2:22:C:LEU:HD23	3	2.67
(1,1566)	2:19:C:LEU:HD12	2:22:C:LEU:HD21	3	2.67
(1,1566)	2:19:C:LEU:HD12	2:22:C:LEU:HD22	3	2.67
(1,1566)	2:19:C:LEU:HD12	2:22:C:LEU:HD23	3	2.67
(1,1566)	2:19:C:LEU:HD13	2:22:C:LEU:HD21	3	2.67
(1,1566)	2:19:C:LEU:HD13	2:22:C:LEU:HD22	3	2.67
(1,1566)	2:19:C:LEU:HD13	2:22:C:LEU:HD23	3	2.67
(1,1566)	2:19:C:LEU:HD11	2:22:C:LEU:HD21	8	2.67
(1,1566)	2:19:C:LEU:HD11	2:22:C:LEU:HD22	8	2.67
(1,1566)	2:19:C:LEU:HD11	2:22:C:LEU:HD23	8	2.67
(1,1566)	2:19:C:LEU:HD12	2:22:C:LEU:HD21	8	2.67
(1,1566)	2:19:C:LEU:HD12	2:22:C:LEU:HD22	8	2.67
(1,1566)	2:19:C:LEU:HD12	2:22:C:LEU:HD23	8	2.67
(1,1566)	2:19:C:LEU:HD13	2:22:C:LEU:HD21	8	2.67
(1,1566)	2:19:C:LEU:HD13	2:22:C:LEU:HD22	8	2.67
(1,1566)	2:19:C:LEU:HD13	2:22:C:LEU:HD23	8	2.67
(1,1080)	2:34:C:ILE:HG13	2:44:C:LEU:HD11	9	2.65
(1,1080)	2:34:C:ILE:HG13	2:44:C:LEU:HD12	9	2.65
(1,1080)	2:34:C:ILE:HG13	2:44:C:LEU:HD13	9	2.65
(1,1566)	2:19:C:LEU:HD11	2:22:C:LEU:HD21	2	2.64
(1,1566)	2:19:C:LEU:HD11	2:22:C:LEU:HD22	2	2.64
(1,1566)	2:19:C:LEU:HD11	2:22:C:LEU:HD23	2	2.64
(1,1566)	2:19:C:LEU:HD12	2:22:C:LEU:HD21	2	2.64
(1,1566)	2:19:C:LEU:HD12	2:22:C:LEU:HD22	2	2.64
(1,1566)	2:19:C:LEU:HD12	2:22:C:LEU:HD23	2	2.64
(1,1566)	2:19:C:LEU:HD13	2:22:C:LEU:HD21	2	2.64
(1,1566)	2:19:C:LEU:HD13	2:22:C:LEU:HD22	2	2.64
(1,1566)	2:19:C:LEU:HD13	2:22:C:LEU:HD23	2	2.64
(1,1566)	2:19:C:LEU:HD11	2:22:C:LEU:HD21	4	2.64
(1,1566)	2:19:C:LEU:HD11	2:22:C:LEU:HD22	4	2.64
(1,1566)	2:19:C:LEU:HD11	2:22:C:LEU:HD23	4	2.64
(1,1566)	2:19:C:LEU:HD12	2:22:C:LEU:HD21	4	2.64
(1,1566)	2:19:C:LEU:HD12	2:22:C:LEU:HD22	4	2.64
(1,1566)	2:19:C:LEU:HD12	2:22:C:LEU:HD23	4	2.64
(1,1566)	2:19:C:LEU:HD13	2:22:C:LEU:HD21	4	2.64
(1,1566)	2:19:C:LEU:HD13	2:22:C:LEU:HD22	4	2.64
(1,1566)	2:19:C:LEU:HD13	2:22:C:LEU:HD23	4	2.64
(1,1566)	2:19:C:LEU:HD11	2:22:C:LEU:HD21	1	2.63

Continued on next page...

Continued from previous page...

Key	Atom-1	Atom-2	Model ID	Violation (Å)
(1,1566)	2:19:C:LEU:HD11	2:22:C:LEU:HD22	1	2.63
(1,1566)	2:19:C:LEU:HD11	2:22:C:LEU:HD23	1	2.63
(1,1566)	2:19:C:LEU:HD12	2:22:C:LEU:HD21	1	2.63
(1,1566)	2:19:C:LEU:HD12	2:22:C:LEU:HD22	1	2.63
(1,1566)	2:19:C:LEU:HD12	2:22:C:LEU:HD23	1	2.63
(1,1566)	2:19:C:LEU:HD13	2:22:C:LEU:HD21	1	2.63
(1,1566)	2:19:C:LEU:HD13	2:22:C:LEU:HD22	1	2.63
(1,1566)	2:19:C:LEU:HD13	2:22:C:LEU:HD23	1	2.63
(1,1566)	2:19:C:LEU:HD11	2:22:C:LEU:HD21	6	2.62
(1,1566)	2:19:C:LEU:HD11	2:22:C:LEU:HD22	6	2.62
(1,1566)	2:19:C:LEU:HD11	2:22:C:LEU:HD23	6	2.62
(1,1566)	2:19:C:LEU:HD12	2:22:C:LEU:HD21	6	2.62
(1,1566)	2:19:C:LEU:HD12	2:22:C:LEU:HD22	6	2.62
(1,1566)	2:19:C:LEU:HD12	2:22:C:LEU:HD23	6	2.62
(1,1566)	2:19:C:LEU:HD13	2:22:C:LEU:HD21	6	2.62
(1,1566)	2:19:C:LEU:HD13	2:22:C:LEU:HD22	6	2.62
(1,1566)	2:19:C:LEU:HD13	2:22:C:LEU:HD23	6	2.62
(1,1566)	2:19:C:LEU:HD11	2:22:C:LEU:HD21	9	2.62
(1,1566)	2:19:C:LEU:HD11	2:22:C:LEU:HD22	9	2.62
(1,1566)	2:19:C:LEU:HD11	2:22:C:LEU:HD23	9	2.62
(1,1566)	2:19:C:LEU:HD12	2:22:C:LEU:HD21	9	2.62
(1,1566)	2:19:C:LEU:HD12	2:22:C:LEU:HD22	9	2.62
(1,1566)	2:19:C:LEU:HD12	2:22:C:LEU:HD23	9	2.62
(1,1566)	2:19:C:LEU:HD13	2:22:C:LEU:HD21	9	2.62
(1,1566)	2:19:C:LEU:HD13	2:22:C:LEU:HD22	9	2.62
(1,1566)	2:19:C:LEU:HD13	2:22:C:LEU:HD23	9	2.62
(1,1080)	2:34:C:ILE:HG13	2:44:C:LEU:HD11	2	2.58
(1,1080)	2:34:C:ILE:HG13	2:44:C:LEU:HD12	2	2.58
(1,1080)	2:34:C:ILE:HG13	2:44:C:LEU:HD13	2	2.58
(1,1833)	2:22:C:LEU:HA	2:27:C:LEU:HD11	2	2.55
(1,1833)	2:22:C:LEU:HA	2:27:C:LEU:HD12	2	2.55
(1,1833)	2:22:C:LEU:HA	2:27:C:LEU:HD13	2	2.55
(1,1566)	2:19:C:LEU:HD11	2:22:C:LEU:HD21	5	2.54
(1,1566)	2:19:C:LEU:HD11	2:22:C:LEU:HD22	5	2.54
(1,1566)	2:19:C:LEU:HD11	2:22:C:LEU:HD23	5	2.54
(1,1566)	2:19:C:LEU:HD12	2:22:C:LEU:HD21	5	2.54
(1,1566)	2:19:C:LEU:HD12	2:22:C:LEU:HD22	5	2.54
(1,1566)	2:19:C:LEU:HD12	2:22:C:LEU:HD23	5	2.54
(1,1566)	2:19:C:LEU:HD13	2:22:C:LEU:HD21	5	2.54
(1,1566)	2:19:C:LEU:HD13	2:22:C:LEU:HD22	5	2.54
(1,1566)	2:19:C:LEU:HD13	2:22:C:LEU:HD23	5	2.54
(1,1080)	2:34:C:ILE:HG13	2:44:C:LEU:HD11	3	2.51

Continued on next page...

Continued from previous page...

Key	Atom-1	Atom-2	Model ID	Violation (Å)
(1,1080)	2:34:C:ILE:HG13	2:44:C:LEU:HD12	3	2.51
(1,1080)	2:34:C:ILE:HG13	2:44:C:LEU:HD13	3	2.51
(1,1833)	2:22:C:LEU:HA	2:27:C:LEU:HD11	4	2.49
(1,1833)	2:22:C:LEU:HA	2:27:C:LEU:HD12	4	2.49
(1,1833)	2:22:C:LEU:HA	2:27:C:LEU:HD13	4	2.49
(1,1080)	2:34:C:ILE:HG13	2:44:C:LEU:HD11	10	2.49
(1,1080)	2:34:C:ILE:HG13	2:44:C:LEU:HD12	10	2.49
(1,1080)	2:34:C:ILE:HG13	2:44:C:LEU:HD13	10	2.49
(1,1833)	2:22:C:LEU:HA	2:27:C:LEU:HD11	7	2.48
(1,1833)	2:22:C:LEU:HA	2:27:C:LEU:HD12	7	2.48
(1,1833)	2:22:C:LEU:HA	2:27:C:LEU:HD13	7	2.48
(1,1833)	2:22:C:LEU:HA	2:27:C:LEU:HD11	5	2.47
(1,1833)	2:22:C:LEU:HA	2:27:C:LEU:HD12	5	2.47
(1,1833)	2:22:C:LEU:HA	2:27:C:LEU:HD13	5	2.47
(1,1833)	2:22:C:LEU:HA	2:27:C:LEU:HD11	3	2.46
(1,1833)	2:22:C:LEU:HA	2:27:C:LEU:HD12	3	2.46
(1,1833)	2:22:C:LEU:HA	2:27:C:LEU:HD13	3	2.46
(1,1833)	2:22:C:LEU:HA	2:27:C:LEU:HD11	1	2.45
(1,1833)	2:22:C:LEU:HA	2:27:C:LEU:HD12	1	2.45
(1,1833)	2:22:C:LEU:HA	2:27:C:LEU:HD13	1	2.45
(1,1833)	2:22:C:LEU:HA	2:27:C:LEU:HD11	8	2.38
(1,1833)	2:22:C:LEU:HA	2:27:C:LEU:HD12	8	2.38
(1,1833)	2:22:C:LEU:HA	2:27:C:LEU:HD13	8	2.38
(1,1436)	2:19:B:LEU:HD21	2:52:B:ASN:H	3	2.38
(1,1436)	2:19:B:LEU:HD22	2:52:B:ASN:H	3	2.38
(1,1436)	2:19:B:LEU:HD23	2:52:B:ASN:H	3	2.38
(1,1833)	2:22:C:LEU:HA	2:27:C:LEU:HD11	10	2.37
(1,1833)	2:22:C:LEU:HA	2:27:C:LEU:HD12	10	2.37
(1,1833)	2:22:C:LEU:HA	2:27:C:LEU:HD13	10	2.37
(1,1833)	2:22:C:LEU:HA	2:27:C:LEU:HD11	6	2.36
(1,1833)	2:22:C:LEU:HA	2:27:C:LEU:HD12	6	2.36
(1,1833)	2:22:C:LEU:HA	2:27:C:LEU:HD13	6	2.36
(1,1436)	2:19:B:LEU:HD21	2:52:B:ASN:H	7	2.36
(1,1436)	2:19:B:LEU:HD22	2:52:B:ASN:H	7	2.36
(1,1436)	2:19:B:LEU:HD23	2:52:B:ASN:H	7	2.36
(1,1779)	2:44:C:LEU:HD21	2:47:C:GLU:HG2	10	2.35
(1,1779)	2:44:C:LEU:HD21	2:47:C:GLU:HG3	10	2.35
(1,1779)	2:44:C:LEU:HD22	2:47:C:GLU:HG2	10	2.35
(1,1779)	2:44:C:LEU:HD22	2:47:C:GLU:HG3	10	2.35
(1,1779)	2:44:C:LEU:HD23	2:47:C:GLU:HG2	10	2.35
(1,1779)	2:44:C:LEU:HD23	2:47:C:GLU:HG3	10	2.35
(1,1833)	2:22:C:LEU:HA	2:27:C:LEU:HD11	9	2.3

Continued on next page...

Continued from previous page...

Key	Atom-1	Atom-2	Model ID	Violation (Å)
(1,1833)	2:22:C:LEU:HA	2:27:C:LEU:HD12	9	2.3
(1,1833)	2:22:C:LEU:HA	2:27:C:LEU:HD13	9	2.3
(1,1436)	2:19:B:LEU:HD21	2:52:B:ASN:H	6	2.29
(1,1436)	2:19:B:LEU:HD22	2:52:B:ASN:H	6	2.29
(1,1436)	2:19:B:LEU:HD23	2:52:B:ASN:H	6	2.29
(1,1436)	2:19:B:LEU:HD21	2:52:B:ASN:H	2	2.21
(1,1436)	2:19:B:LEU:HD22	2:52:B:ASN:H	2	2.21
(1,1436)	2:19:B:LEU:HD23	2:52:B:ASN:H	2	2.21
(1,399)	1:27:A:LEU:HD11	1:12:A:LEU:HA	7	2.21
(1,399)	1:27:A:LEU:HD12	1:12:A:LEU:HA	7	2.21
(1,399)	1:27:A:LEU:HD13	1:12:A:LEU:HA	7	2.21
(1,171)	1:25:A:ALA:HB1	2:19:C:LEU:HD21	10	2.21
(1,171)	1:25:A:ALA:HB1	2:19:C:LEU:HD22	10	2.21
(1,171)	1:25:A:ALA:HB1	2:19:C:LEU:HD23	10	2.21
(1,171)	1:25:A:ALA:HB2	2:19:C:LEU:HD21	10	2.21
(1,171)	1:25:A:ALA:HB2	2:19:C:LEU:HD22	10	2.21
(1,171)	1:25:A:ALA:HB2	2:19:C:LEU:HD23	10	2.21
(1,171)	1:25:A:ALA:HB3	2:19:C:LEU:HD21	10	2.21
(1,171)	1:25:A:ALA:HB3	2:19:C:LEU:HD22	10	2.21
(1,171)	1:25:A:ALA:HB3	2:19:C:LEU:HD23	10	2.21
(1,1779)	2:44:C:LEU:HD21	2:47:C:GLU:HG2	5	2.2
(1,1779)	2:44:C:LEU:HD21	2:47:C:GLU:HG3	5	2.2
(1,1779)	2:44:C:LEU:HD22	2:47:C:GLU:HG2	5	2.2
(1,1779)	2:44:C:LEU:HD22	2:47:C:GLU:HG3	5	2.2
(1,1779)	2:44:C:LEU:HD23	2:47:C:GLU:HG2	5	2.2
(1,1779)	2:44:C:LEU:HD23	2:47:C:GLU:HG3	5	2.2
(1,1436)	2:19:B:LEU:HD21	2:52:B:ASN:H	9	2.19
(1,1436)	2:19:B:LEU:HD22	2:52:B:ASN:H	9	2.19
(1,1436)	2:19:B:LEU:HD23	2:52:B:ASN:H	9	2.19
(1,399)	1:27:A:LEU:HD11	1:12:A:LEU:HA	2	2.15
(1,399)	1:27:A:LEU:HD12	1:12:A:LEU:HA	2	2.15
(1,399)	1:27:A:LEU:HD13	1:12:A:LEU:HA	2	2.15
(1,1888)	2:51:C:LEU:HD21	2:22:C:LEU:HD11	7	2.13
(1,1888)	2:51:C:LEU:HD21	2:22:C:LEU:HD12	7	2.13
(1,1888)	2:51:C:LEU:HD21	2:22:C:LEU:HD13	7	2.13
(1,1888)	2:51:C:LEU:HD22	2:22:C:LEU:HD11	7	2.13
(1,1888)	2:51:C:LEU:HD22	2:22:C:LEU:HD12	7	2.13
(1,1888)	2:51:C:LEU:HD22	2:22:C:LEU:HD13	7	2.13
(1,1888)	2:51:C:LEU:HD23	2:22:C:LEU:HD11	7	2.13
(1,1888)	2:51:C:LEU:HD23	2:22:C:LEU:HD12	7	2.13
(1,1888)	2:51:C:LEU:HD23	2:22:C:LEU:HD13	7	2.13
(1,1888)	2:51:C:LEU:HD21	2:22:C:LEU:HD11	9	2.12

Continued on next page...

Continued from previous page...

Key	Atom-1	Atom-2	Model ID	Violation (Å)
(1,1888)	2:51:C:LEU:HD21	2:22:C:LEU:HD12	9	2.12
(1,1888)	2:51:C:LEU:HD21	2:22:C:LEU:HD13	9	2.12
(1,1888)	2:51:C:LEU:HD22	2:22:C:LEU:HD11	9	2.12
(1,1888)	2:51:C:LEU:HD22	2:22:C:LEU:HD12	9	2.12
(1,1888)	2:51:C:LEU:HD22	2:22:C:LEU:HD13	9	2.12
(1,1888)	2:51:C:LEU:HD23	2:22:C:LEU:HD11	9	2.12
(1,1888)	2:51:C:LEU:HD23	2:22:C:LEU:HD12	9	2.12
(1,1888)	2:51:C:LEU:HD23	2:22:C:LEU:HD13	9	2.12
(1,1212)	2:27:B:LEU:HD21	2:31:C:ILE:HG21	1	2.12
(1,1212)	2:27:B:LEU:HD21	2:31:C:ILE:HG22	1	2.12
(1,1212)	2:27:B:LEU:HD21	2:31:C:ILE:HG23	1	2.12
(1,1212)	2:27:B:LEU:HD22	2:31:C:ILE:HG21	1	2.12
(1,1212)	2:27:B:LEU:HD22	2:31:C:ILE:HG22	1	2.12
(1,1212)	2:27:B:LEU:HD22	2:31:C:ILE:HG23	1	2.12
(1,1212)	2:27:B:LEU:HD23	2:31:C:ILE:HG21	1	2.12
(1,1212)	2:27:B:LEU:HD23	2:31:C:ILE:HG22	1	2.12
(1,1212)	2:27:B:LEU:HD23	2:31:C:ILE:HG23	1	2.12
(1,1779)	2:44:C:LEU:HD21	2:47:C:GLU:HG2	2	2.11
(1,1779)	2:44:C:LEU:HD21	2:47:C:GLU:HG3	2	2.11
(1,1779)	2:44:C:LEU:HD22	2:47:C:GLU:HG2	2	2.11
(1,1779)	2:44:C:LEU:HD22	2:47:C:GLU:HG3	2	2.11
(1,1779)	2:44:C:LEU:HD23	2:47:C:GLU:HG2	2	2.11
(1,1779)	2:44:C:LEU:HD23	2:47:C:GLU:HG3	2	2.11
(1,1212)	2:27:B:LEU:HD21	2:31:C:ILE:HG21	9	2.1
(1,1212)	2:27:B:LEU:HD21	2:31:C:ILE:HG22	9	2.1
(1,1212)	2:27:B:LEU:HD21	2:31:C:ILE:HG23	9	2.1
(1,1212)	2:27:B:LEU:HD22	2:31:C:ILE:HG21	9	2.1
(1,1212)	2:27:B:LEU:HD22	2:31:C:ILE:HG22	9	2.1
(1,1212)	2:27:B:LEU:HD22	2:31:C:ILE:HG23	9	2.1
(1,1212)	2:27:B:LEU:HD23	2:31:C:ILE:HG21	9	2.1
(1,1212)	2:27:B:LEU:HD23	2:31:C:ILE:HG22	9	2.1
(1,1212)	2:27:B:LEU:HD23	2:31:C:ILE:HG23	9	2.1
(1,1779)	2:44:C:LEU:HD21	2:47:C:GLU:HG2	6	2.08
(1,1779)	2:44:C:LEU:HD21	2:47:C:GLU:HG3	6	2.08
(1,1779)	2:44:C:LEU:HD22	2:47:C:GLU:HG2	6	2.08
(1,1779)	2:44:C:LEU:HD22	2:47:C:GLU:HG3	6	2.08
(1,1779)	2:44:C:LEU:HD23	2:47:C:GLU:HG2	6	2.08
(1,1779)	2:44:C:LEU:HD23	2:47:C:GLU:HG3	6	2.08
(1,1436)	2:19:B:LEU:HD21	2:52:B:ASN:H	4	2.07
(1,1436)	2:19:B:LEU:HD22	2:52:B:ASN:H	4	2.07
(1,1436)	2:19:B:LEU:HD23	2:52:B:ASN:H	4	2.07
(1,1436)	2:19:B:LEU:HD21	2:52:B:ASN:H	5	2.07

Continued on next page...

Continued from previous page...

Key	Atom-1	Atom-2	Model ID	Violation (Å)
(1,1436)	2:19:B:LEU:HD22	2:52:B:ASN:H	5	2.07
(1,1436)	2:19:B:LEU:HD23	2:52:B:ASN:H	5	2.07
(1,1779)	2:44:C:LEU:HD21	2:47:C:GLU:HG2	3	2.06
(1,1779)	2:44:C:LEU:HD21	2:47:C:GLU:HG3	3	2.06
(1,1779)	2:44:C:LEU:HD22	2:47:C:GLU:HG2	3	2.06
(1,1779)	2:44:C:LEU:HD22	2:47:C:GLU:HG3	3	2.06
(1,1779)	2:44:C:LEU:HD23	2:47:C:GLU:HG2	3	2.06
(1,1779)	2:44:C:LEU:HD23	2:47:C:GLU:HG3	3	2.06
(1,1212)	2:27:B:LEU:HD21	2:31:C:ILE:HG21	4	2.06
(1,1212)	2:27:B:LEU:HD21	2:31:C:ILE:HG22	4	2.06
(1,1212)	2:27:B:LEU:HD21	2:31:C:ILE:HG23	4	2.06
(1,1212)	2:27:B:LEU:HD22	2:31:C:ILE:HG21	4	2.06
(1,1212)	2:27:B:LEU:HD22	2:31:C:ILE:HG22	4	2.06
(1,1212)	2:27:B:LEU:HD22	2:31:C:ILE:HG23	4	2.06
(1,1212)	2:27:B:LEU:HD23	2:31:C:ILE:HG21	4	2.06
(1,1212)	2:27:B:LEU:HD23	2:31:C:ILE:HG22	4	2.06
(1,1212)	2:27:B:LEU:HD23	2:31:C:ILE:HG23	4	2.06
(1,399)	1:27:A:LEU:HD11	1:12:A:LEU:HA	4	2.04
(1,399)	1:27:A:LEU:HD12	1:12:A:LEU:HA	4	2.04
(1,399)	1:27:A:LEU:HD13	1:12:A:LEU:HA	4	2.04
(1,1779)	2:44:C:LEU:HD21	2:47:C:GLU:HG2	4	2.03
(1,1779)	2:44:C:LEU:HD21	2:47:C:GLU:HG3	4	2.03
(1,1779)	2:44:C:LEU:HD22	2:47:C:GLU:HG2	4	2.03
(1,1779)	2:44:C:LEU:HD22	2:47:C:GLU:HG3	4	2.03
(1,1779)	2:44:C:LEU:HD23	2:47:C:GLU:HG2	4	2.03
(1,1779)	2:44:C:LEU:HD23	2:47:C:GLU:HG3	4	2.03
(1,1212)	2:27:B:LEU:HD21	2:31:C:ILE:HG21	5	2.03
(1,1212)	2:27:B:LEU:HD21	2:31:C:ILE:HG22	5	2.03
(1,1212)	2:27:B:LEU:HD21	2:31:C:ILE:HG23	5	2.03
(1,1212)	2:27:B:LEU:HD22	2:31:C:ILE:HG21	5	2.03
(1,1212)	2:27:B:LEU:HD22	2:31:C:ILE:HG22	5	2.03
(1,1212)	2:27:B:LEU:HD22	2:31:C:ILE:HG23	5	2.03
(1,1212)	2:27:B:LEU:HD23	2:31:C:ILE:HG21	5	2.03
(1,1212)	2:27:B:LEU:HD23	2:31:C:ILE:HG22	5	2.03
(1,1212)	2:27:B:LEU:HD23	2:31:C:ILE:HG23	5	2.03
(1,1888)	2:51:C:LEU:HD21	2:22:C:LEU:HD11	2	2.02
(1,1888)	2:51:C:LEU:HD21	2:22:C:LEU:HD12	2	2.02
(1,1888)	2:51:C:LEU:HD21	2:22:C:LEU:HD13	2	2.02
(1,1888)	2:51:C:LEU:HD22	2:22:C:LEU:HD11	2	2.02
(1,1888)	2:51:C:LEU:HD22	2:22:C:LEU:HD12	2	2.02
(1,1888)	2:51:C:LEU:HD22	2:22:C:LEU:HD13	2	2.02
(1,1888)	2:51:C:LEU:HD23	2:22:C:LEU:HD11	2	2.02

Continued on next page...

Continued from previous page...

Key	Atom-1	Atom-2	Model ID	Violation (Å)
(1,1888)	2:51:C:LEU:HD23	2:22:C:LEU:HD12	2	2.02
(1,1888)	2:51:C:LEU:HD23	2:22:C:LEU:HD13	2	2.02
(1,1212)	2:27:B:LEU:HD21	2:31:C:ILE:HG21	6	2.01
(1,1212)	2:27:B:LEU:HD21	2:31:C:ILE:HG22	6	2.01
(1,1212)	2:27:B:LEU:HD21	2:31:C:ILE:HG23	6	2.01
(1,1212)	2:27:B:LEU:HD22	2:31:C:ILE:HG21	6	2.01
(1,1212)	2:27:B:LEU:HD22	2:31:C:ILE:HG22	6	2.01
(1,1212)	2:27:B:LEU:HD22	2:31:C:ILE:HG23	6	2.01
(1,1212)	2:27:B:LEU:HD23	2:31:C:ILE:HG21	6	2.01
(1,1212)	2:27:B:LEU:HD23	2:31:C:ILE:HG22	6	2.01
(1,1212)	2:27:B:LEU:HD23	2:31:C:ILE:HG23	6	2.01
(1,1212)	2:27:B:LEU:HD21	2:31:C:ILE:HG21	8	2.01
(1,1212)	2:27:B:LEU:HD21	2:31:C:ILE:HG22	8	2.01
(1,1212)	2:27:B:LEU:HD21	2:31:C:ILE:HG23	8	2.01
(1,1212)	2:27:B:LEU:HD22	2:31:C:ILE:HG21	8	2.01
(1,1212)	2:27:B:LEU:HD22	2:31:C:ILE:HG22	8	2.01
(1,1212)	2:27:B:LEU:HD22	2:31:C:ILE:HG23	8	2.01
(1,1212)	2:27:B:LEU:HD23	2:31:C:ILE:HG21	8	2.01
(1,1212)	2:27:B:LEU:HD23	2:31:C:ILE:HG22	8	2.01
(1,1212)	2:27:B:LEU:HD23	2:31:C:ILE:HG23	8	2.01
(1,399)	1:27:A:LEU:HD11	1:12:A:LEU:HA	6	2.01
(1,399)	1:27:A:LEU:HD12	1:12:A:LEU:HA	6	2.01
(1,399)	1:27:A:LEU:HD13	1:12:A:LEU:HA	6	2.01
(1,1212)	2:27:B:LEU:HD21	2:31:C:ILE:HG21	3	2.0
(1,1212)	2:27:B:LEU:HD21	2:31:C:ILE:HG22	3	2.0
(1,1212)	2:27:B:LEU:HD21	2:31:C:ILE:HG23	3	2.0
(1,1212)	2:27:B:LEU:HD22	2:31:C:ILE:HG21	3	2.0
(1,1212)	2:27:B:LEU:HD22	2:31:C:ILE:HG22	3	2.0
(1,1212)	2:27:B:LEU:HD22	2:31:C:ILE:HG23	3	2.0
(1,1212)	2:27:B:LEU:HD23	2:31:C:ILE:HG21	3	2.0
(1,1212)	2:27:B:LEU:HD23	2:31:C:ILE:HG22	3	2.0
(1,1212)	2:27:B:LEU:HD23	2:31:C:ILE:HG23	3	2.0
(1,1930)	2:19:C:LEU:HD11	2:48:C:ALA:HA	5	1.99
(1,1930)	2:19:C:LEU:HD12	2:48:C:ALA:HA	5	1.99
(1,1930)	2:19:C:LEU:HD13	2:48:C:ALA:HA	5	1.99
(1,1212)	2:27:B:LEU:HD21	2:31:C:ILE:HG21	2	1.98
(1,1212)	2:27:B:LEU:HD21	2:31:C:ILE:HG22	2	1.98
(1,1212)	2:27:B:LEU:HD21	2:31:C:ILE:HG23	2	1.98
(1,1212)	2:27:B:LEU:HD22	2:31:C:ILE:HG21	2	1.98
(1,1212)	2:27:B:LEU:HD22	2:31:C:ILE:HG22	2	1.98
(1,1212)	2:27:B:LEU:HD22	2:31:C:ILE:HG23	2	1.98
(1,1212)	2:27:B:LEU:HD23	2:31:C:ILE:HG21	2	1.98

Continued on next page...

Continued from previous page...

Key	Atom-1	Atom-2	Model ID	Violation (Å)
(1,1212)	2:27:B:LEU:HD23	2:31:C:ILE:HG22	2	1.98
(1,1212)	2:27:B:LEU:HD23	2:31:C:ILE:HG23	2	1.98
(1,1212)	2:27:B:LEU:HD21	2:31:C:ILE:HG21	10	1.98
(1,1212)	2:27:B:LEU:HD21	2:31:C:ILE:HG22	10	1.98
(1,1212)	2:27:B:LEU:HD21	2:31:C:ILE:HG23	10	1.98
(1,1212)	2:27:B:LEU:HD22	2:31:C:ILE:HG21	10	1.98
(1,1212)	2:27:B:LEU:HD22	2:31:C:ILE:HG22	10	1.98
(1,1212)	2:27:B:LEU:HD22	2:31:C:ILE:HG23	10	1.98
(1,1212)	2:27:B:LEU:HD23	2:31:C:ILE:HG21	10	1.98
(1,1212)	2:27:B:LEU:HD23	2:31:C:ILE:HG22	10	1.98
(1,1212)	2:27:B:LEU:HD23	2:31:C:ILE:HG23	10	1.98
(1,1565)	1:17:A:VAL:HG11	2:19:B:LEU:HD11	5	1.97
(1,1565)	1:17:A:VAL:HG11	2:19:B:LEU:HD12	5	1.97
(1,1565)	1:17:A:VAL:HG11	2:19:B:LEU:HD13	5	1.97
(1,1565)	1:17:A:VAL:HG12	2:19:B:LEU:HD11	5	1.97
(1,1565)	1:17:A:VAL:HG12	2:19:B:LEU:HD12	5	1.97
(1,1565)	1:17:A:VAL:HG12	2:19:B:LEU:HD13	5	1.97
(1,1565)	1:17:A:VAL:HG13	2:19:B:LEU:HD11	5	1.97
(1,1565)	1:17:A:VAL:HG13	2:19:B:LEU:HD12	5	1.97
(1,1565)	1:17:A:VAL:HG13	2:19:B:LEU:HD13	5	1.97
(1,1212)	2:27:B:LEU:HD21	2:31:C:ILE:HG21	7	1.97
(1,1212)	2:27:B:LEU:HD21	2:31:C:ILE:HG22	7	1.97
(1,1212)	2:27:B:LEU:HD21	2:31:C:ILE:HG23	7	1.97
(1,1212)	2:27:B:LEU:HD22	2:31:C:ILE:HG21	7	1.97
(1,1212)	2:27:B:LEU:HD22	2:31:C:ILE:HG22	7	1.97
(1,1212)	2:27:B:LEU:HD22	2:31:C:ILE:HG23	7	1.97
(1,1212)	2:27:B:LEU:HD23	2:31:C:ILE:HG21	7	1.97
(1,1212)	2:27:B:LEU:HD23	2:31:C:ILE:HG22	7	1.97
(1,1212)	2:27:B:LEU:HD23	2:31:C:ILE:HG23	7	1.97
(1,399)	1:27:A:LEU:HD11	1:12:A:LEU:HA	3	1.97
(1,399)	1:27:A:LEU:HD12	1:12:A:LEU:HA	3	1.97
(1,399)	1:27:A:LEU:HD13	1:12:A:LEU:HA	3	1.97
(1,1930)	2:19:C:LEU:HD11	2:48:C:ALA:HA	9	1.96
(1,1930)	2:19:C:LEU:HD12	2:48:C:ALA:HA	9	1.96
(1,1930)	2:19:C:LEU:HD13	2:48:C:ALA:HA	9	1.96
(1,1930)	2:19:C:LEU:HD11	2:48:C:ALA:HA	3	1.95
(1,1930)	2:19:C:LEU:HD12	2:48:C:ALA:HA	3	1.95
(1,1930)	2:19:C:LEU:HD13	2:48:C:ALA:HA	3	1.95
(1,1873)	2:23:B:ASN:HD22	2:26:B:GLN:HG2	9	1.95
(1,399)	1:27:A:LEU:HD11	1:12:A:LEU:HA	1	1.92
(1,399)	1:27:A:LEU:HD12	1:12:A:LEU:HA	1	1.92
(1,399)	1:27:A:LEU:HD13	1:12:A:LEU:HA	1	1.92

Continued on next page...

Continued from previous page...

Key	Atom-1	Atom-2	Model ID	Violation (Å)
(1,1930)	2:19:C:LEU:HD11	2:48:C:ALA:HA	6	1.91
(1,1930)	2:19:C:LEU:HD12	2:48:C:ALA:HA	6	1.91
(1,1930)	2:19:C:LEU:HD13	2:48:C:ALA:HA	6	1.91
(1,1779)	2:44:C:LEU:HD21	2:47:C:GLU:HG2	8	1.9
(1,1779)	2:44:C:LEU:HD21	2:47:C:GLU:HG3	8	1.9
(1,1779)	2:44:C:LEU:HD22	2:47:C:GLU:HG2	8	1.9
(1,1779)	2:44:C:LEU:HD22	2:47:C:GLU:HG3	8	1.9
(1,1779)	2:44:C:LEU:HD23	2:47:C:GLU:HG2	8	1.9
(1,1779)	2:44:C:LEU:HD23	2:47:C:GLU:HG3	8	1.9
(1,1930)	2:19:C:LEU:HD11	2:48:C:ALA:HA	2	1.89
(1,1930)	2:19:C:LEU:HD12	2:48:C:ALA:HA	2	1.89
(1,1930)	2:19:C:LEU:HD13	2:48:C:ALA:HA	2	1.89
(1,1930)	2:19:C:LEU:HD11	2:48:C:ALA:HA	8	1.88
(1,1930)	2:19:C:LEU:HD12	2:48:C:ALA:HA	8	1.88
(1,1930)	2:19:C:LEU:HD13	2:48:C:ALA:HA	8	1.88
(1,1888)	2:51:C:LEU:HD21	2:22:C:LEU:HD11	4	1.88
(1,1888)	2:51:C:LEU:HD21	2:22:C:LEU:HD12	4	1.88
(1,1888)	2:51:C:LEU:HD21	2:22:C:LEU:HD13	4	1.88
(1,1888)	2:51:C:LEU:HD22	2:22:C:LEU:HD11	4	1.88
(1,1888)	2:51:C:LEU:HD22	2:22:C:LEU:HD12	4	1.88
(1,1888)	2:51:C:LEU:HD22	2:22:C:LEU:HD13	4	1.88
(1,1888)	2:51:C:LEU:HD23	2:22:C:LEU:HD11	4	1.88
(1,1888)	2:51:C:LEU:HD23	2:22:C:LEU:HD12	4	1.88
(1,1888)	2:51:C:LEU:HD23	2:22:C:LEU:HD13	4	1.88
(1,399)	1:27:A:LEU:HD11	1:12:A:LEU:HA	5	1.88
(1,399)	1:27:A:LEU:HD12	1:12:A:LEU:HA	5	1.88
(1,399)	1:27:A:LEU:HD13	1:12:A:LEU:HA	5	1.88
(1,399)	1:27:A:LEU:HD11	1:12:A:LEU:HA	8	1.87
(1,399)	1:27:A:LEU:HD12	1:12:A:LEU:HA	8	1.87
(1,399)	1:27:A:LEU:HD13	1:12:A:LEU:HA	8	1.87
(1,399)	1:27:A:LEU:HD11	1:12:A:LEU:HA	9	1.87
(1,399)	1:27:A:LEU:HD12	1:12:A:LEU:HA	9	1.87
(1,399)	1:27:A:LEU:HD13	1:12:A:LEU:HA	9	1.87
(1,407)	1:12:A:LEU:HD21	2:38:C:PRO:HB3	3	1.86
(1,407)	1:12:A:LEU:HD22	2:38:C:PRO:HB3	3	1.86
(1,407)	1:12:A:LEU:HD23	2:38:C:PRO:HB3	3	1.86
(1,1779)	2:44:C:LEU:HD21	2:47:C:GLU:HG2	7	1.85
(1,1779)	2:44:C:LEU:HD21	2:47:C:GLU:HG3	7	1.85
(1,1779)	2:44:C:LEU:HD22	2:47:C:GLU:HG2	7	1.85
(1,1779)	2:44:C:LEU:HD22	2:47:C:GLU:HG3	7	1.85
(1,1779)	2:44:C:LEU:HD23	2:47:C:GLU:HG2	7	1.85
(1,1779)	2:44:C:LEU:HD23	2:47:C:GLU:HG3	7	1.85

Continued on next page...

Continued from previous page...

Key	Atom-1	Atom-2	Model ID	Violation (Å)
(1,1598)	2:52:B:ASN:HA	2:22:B:LEU:HD11	7	1.85
(1,1598)	2:52:B:ASN:HA	2:22:B:LEU:HD12	7	1.85
(1,1598)	2:52:B:ASN:HA	2:22:B:LEU:HD13	7	1.85
(1,399)	1:27:A:LEU:HD11	1:12:A:LEU:HA	10	1.83
(1,399)	1:27:A:LEU:HD12	1:12:A:LEU:HA	10	1.83
(1,399)	1:27:A:LEU:HD13	1:12:A:LEU:HA	10	1.83
(1,1930)	2:19:C:LEU:HD11	2:48:C:ALA:HA	7	1.81
(1,1930)	2:19:C:LEU:HD12	2:48:C:ALA:HA	7	1.81
(1,1930)	2:19:C:LEU:HD13	2:48:C:ALA:HA	7	1.81
(1,1888)	2:51:C:LEU:HD21	2:22:C:LEU:HD11	3	1.81
(1,1888)	2:51:C:LEU:HD21	2:22:C:LEU:HD12	3	1.81
(1,1888)	2:51:C:LEU:HD21	2:22:C:LEU:HD13	3	1.81
(1,1888)	2:51:C:LEU:HD22	2:22:C:LEU:HD11	3	1.81
(1,1888)	2:51:C:LEU:HD22	2:22:C:LEU:HD12	3	1.81
(1,1888)	2:51:C:LEU:HD22	2:22:C:LEU:HD13	3	1.81
(1,1888)	2:51:C:LEU:HD23	2:22:C:LEU:HD11	3	1.81
(1,1888)	2:51:C:LEU:HD23	2:22:C:LEU:HD12	3	1.81
(1,1888)	2:51:C:LEU:HD23	2:22:C:LEU:HD13	3	1.81
(1,1873)	2:23:B:ASN:HD22	2:26:B:GLN:HG2	8	1.81
(1,1779)	2:44:C:LEU:HD21	2:47:C:GLU:HG2	1	1.81
(1,1779)	2:44:C:LEU:HD21	2:47:C:GLU:HG3	1	1.81
(1,1779)	2:44:C:LEU:HD22	2:47:C:GLU:HG2	1	1.81
(1,1779)	2:44:C:LEU:HD22	2:47:C:GLU:HG3	1	1.81
(1,1779)	2:44:C:LEU:HD23	2:47:C:GLU:HG2	1	1.81
(1,1779)	2:44:C:LEU:HD23	2:47:C:GLU:HG3	1	1.81
(1,1541)	1:23:A:PHE:HD1	2:27:C:LEU:HD11	9	1.81
(1,1541)	1:23:A:PHE:HD1	2:27:C:LEU:HD12	9	1.81
(1,1541)	1:23:A:PHE:HD1	2:27:C:LEU:HD13	9	1.81
(1,1541)	1:23:A:PHE:HD2	2:27:C:LEU:HD11	9	1.81
(1,1541)	1:23:A:PHE:HD2	2:27:C:LEU:HD12	9	1.81
(1,1541)	1:23:A:PHE:HD2	2:27:C:LEU:HD13	9	1.81
(1,1845)	2:52:B:ASN:HB3	2:22:B:LEU:HD11	10	1.79
(1,1845)	2:52:B:ASN:HB3	2:22:B:LEU:HD12	10	1.79
(1,1845)	2:52:B:ASN:HB3	2:22:B:LEU:HD13	10	1.79
(1,147)	1:27:A:LEU:HD11	1:13:A:ALA:HB1	2	1.79
(1,147)	1:27:A:LEU:HD11	1:13:A:ALA:HB2	2	1.79
(1,147)	1:27:A:LEU:HD11	1:13:A:ALA:HB3	2	1.79
(1,147)	1:27:A:LEU:HD12	1:13:A:ALA:HB1	2	1.79
(1,147)	1:27:A:LEU:HD12	1:13:A:ALA:HB2	2	1.79
(1,147)	1:27:A:LEU:HD12	1:13:A:ALA:HB3	2	1.79
(1,147)	1:27:A:LEU:HD13	1:13:A:ALA:HB1	2	1.79
(1,147)	1:27:A:LEU:HD13	1:13:A:ALA:HB2	2	1.79

Continued on next page...

Continued from previous page...

Key	Atom-1	Atom-2	Model ID	Violation (Å)
(1,147)	1:27:A:LEU:HD13	1:13:A:ALA:HB3	2	1.79
(1,1779)	2:44:C:LEU:HD21	2:47:C:GLU:HG2	9	1.77
(1,1779)	2:44:C:LEU:HD21	2:47:C:GLU:HG3	9	1.77
(1,1779)	2:44:C:LEU:HD22	2:47:C:GLU:HG2	9	1.77
(1,1779)	2:44:C:LEU:HD22	2:47:C:GLU:HG3	9	1.77
(1,1779)	2:44:C:LEU:HD23	2:47:C:GLU:HG2	9	1.77
(1,1779)	2:44:C:LEU:HD23	2:47:C:GLU:HG3	9	1.77
(1,1930)	2:19:C:LEU:HD11	2:48:C:ALA:HA	1	1.76
(1,1930)	2:19:C:LEU:HD12	2:48:C:ALA:HA	1	1.76
(1,1930)	2:19:C:LEU:HD13	2:48:C:ALA:HA	1	1.76
(1,147)	1:27:A:LEU:HD11	1:13:A:ALA:HB1	3	1.74
(1,147)	1:27:A:LEU:HD11	1:13:A:ALA:HB2	3	1.74
(1,147)	1:27:A:LEU:HD11	1:13:A:ALA:HB3	3	1.74
(1,147)	1:27:A:LEU:HD12	1:13:A:ALA:HB1	3	1.74
(1,147)	1:27:A:LEU:HD12	1:13:A:ALA:HB2	3	1.74
(1,147)	1:27:A:LEU:HD12	1:13:A:ALA:HB3	3	1.74
(1,147)	1:27:A:LEU:HD13	1:13:A:ALA:HB1	3	1.74
(1,147)	1:27:A:LEU:HD13	1:13:A:ALA:HB2	3	1.74
(1,147)	1:27:A:LEU:HD13	1:13:A:ALA:HB3	3	1.74
(1,147)	1:27:A:LEU:HD11	1:13:A:ALA:HB1	6	1.73
(1,147)	1:27:A:LEU:HD11	1:13:A:ALA:HB2	6	1.73
(1,147)	1:27:A:LEU:HD11	1:13:A:ALA:HB3	6	1.73
(1,147)	1:27:A:LEU:HD12	1:13:A:ALA:HB1	6	1.73
(1,147)	1:27:A:LEU:HD12	1:13:A:ALA:HB2	6	1.73
(1,147)	1:27:A:LEU:HD12	1:13:A:ALA:HB3	6	1.73
(1,147)	1:27:A:LEU:HD13	1:13:A:ALA:HB1	6	1.73
(1,147)	1:27:A:LEU:HD13	1:13:A:ALA:HB2	6	1.73
(1,147)	1:27:A:LEU:HD13	1:13:A:ALA:HB3	6	1.73
(1,1873)	2:23:B:ASN:HD22	2:26:B:GLN:HG2	1	1.72
(1,1598)	2:52:B:ASN:HA	2:22:B:LEU:HD11	3	1.72
(1,1598)	2:52:B:ASN:HA	2:22:B:LEU:HD12	3	1.72
(1,1598)	2:52:B:ASN:HA	2:22:B:LEU:HD13	3	1.72
(1,1565)	1:17:A:VAL:HG11	2:19:B:LEU:HD11	4	1.72
(1,1565)	1:17:A:VAL:HG11	2:19:B:LEU:HD12	4	1.72
(1,1565)	1:17:A:VAL:HG11	2:19:B:LEU:HD13	4	1.72
(1,1565)	1:17:A:VAL:HG12	2:19:B:LEU:HD11	4	1.72
(1,1565)	1:17:A:VAL:HG12	2:19:B:LEU:HD12	4	1.72
(1,1565)	1:17:A:VAL:HG12	2:19:B:LEU:HD13	4	1.72
(1,1565)	1:17:A:VAL:HG13	2:19:B:LEU:HD11	4	1.72
(1,1565)	1:17:A:VAL:HG13	2:19:B:LEU:HD12	4	1.72
(1,1565)	1:17:A:VAL:HG13	2:19:B:LEU:HD13	4	1.72
(1,1345)	2:23:C:ASN:H	2:22:C:LEU:HD11	8	1.71

Continued on next page...

Continued from previous page...

Key	Atom-1	Atom-2	Model ID	Violation (Å)
(1,1345)	2:23:C:ASN:H	2:22:C:LEU:HD12	8	1.71
(1,1345)	2:23:C:ASN:H	2:22:C:LEU:HD13	8	1.71
(1,147)	1:27:A:LEU:HD11	1:13:A:ALA:HB1	7	1.71
(1,147)	1:27:A:LEU:HD11	1:13:A:ALA:HB2	7	1.71
(1,147)	1:27:A:LEU:HD11	1:13:A:ALA:HB3	7	1.71
(1,147)	1:27:A:LEU:HD12	1:13:A:ALA:HB1	7	1.71
(1,147)	1:27:A:LEU:HD12	1:13:A:ALA:HB2	7	1.71
(1,147)	1:27:A:LEU:HD12	1:13:A:ALA:HB3	7	1.71
(1,147)	1:27:A:LEU:HD13	1:13:A:ALA:HB1	7	1.71
(1,147)	1:27:A:LEU:HD13	1:13:A:ALA:HB2	7	1.71
(1,147)	1:27:A:LEU:HD13	1:13:A:ALA:HB3	7	1.71
(1,1930)	2:19:C:LEU:HD11	2:48:C:ALA:HA	4	1.7
(1,1930)	2:19:C:LEU:HD12	2:48:C:ALA:HA	4	1.7
(1,1930)	2:19:C:LEU:HD13	2:48:C:ALA:HA	4	1.7
(1,1037)	2:19:B:LEU:HD11	2:17:B:VAL:HG11	3	1.7
(1,1037)	2:19:B:LEU:HD11	2:17:B:VAL:HG12	3	1.7
(1,1037)	2:19:B:LEU:HD11	2:17:B:VAL:HG13	3	1.7
(1,1037)	2:19:B:LEU:HD12	2:17:B:VAL:HG11	3	1.7
(1,1037)	2:19:B:LEU:HD12	2:17:B:VAL:HG12	3	1.7
(1,1037)	2:19:B:LEU:HD12	2:17:B:VAL:HG13	3	1.7
(1,1037)	2:19:B:LEU:HD13	2:17:B:VAL:HG11	3	1.7
(1,1037)	2:19:B:LEU:HD13	2:17:B:VAL:HG12	3	1.7
(1,1037)	2:19:B:LEU:HD13	2:17:B:VAL:HG13	3	1.7
(1,171)	1:25:A:ALA:HB1	2:19:C:LEU:HD21	4	1.7
(1,171)	1:25:A:ALA:HB1	2:19:C:LEU:HD22	4	1.7
(1,171)	1:25:A:ALA:HB1	2:19:C:LEU:HD23	4	1.7
(1,171)	1:25:A:ALA:HB2	2:19:C:LEU:HD21	4	1.7
(1,171)	1:25:A:ALA:HB2	2:19:C:LEU:HD22	4	1.7
(1,171)	1:25:A:ALA:HB2	2:19:C:LEU:HD23	4	1.7
(1,171)	1:25:A:ALA:HB3	2:19:C:LEU:HD21	4	1.7
(1,171)	1:25:A:ALA:HB3	2:19:C:LEU:HD22	4	1.7
(1,171)	1:25:A:ALA:HB3	2:19:C:LEU:HD23	4	1.7
(1,147)	1:27:A:LEU:HD11	1:13:A:ALA:HB1	4	1.7
(1,147)	1:27:A:LEU:HD11	1:13:A:ALA:HB2	4	1.7
(1,147)	1:27:A:LEU:HD11	1:13:A:ALA:HB3	4	1.7
(1,147)	1:27:A:LEU:HD12	1:13:A:ALA:HB1	4	1.7
(1,147)	1:27:A:LEU:HD12	1:13:A:ALA:HB2	4	1.7
(1,147)	1:27:A:LEU:HD12	1:13:A:ALA:HB3	4	1.7
(1,147)	1:27:A:LEU:HD13	1:13:A:ALA:HB1	4	1.7
(1,147)	1:27:A:LEU:HD13	1:13:A:ALA:HB2	4	1.7
(1,147)	1:27:A:LEU:HD13	1:13:A:ALA:HB3	4	1.7
(1,1037)	2:19:B:LEU:HD11	2:17:B:VAL:HG11	7	1.69

Continued on next page...

Continued from previous page...

Key	Atom-1	Atom-2	Model ID	Violation (Å)
(1,1037)	2:19:B:LEU:HD11	2:17:B:VAL:HG12	7	1.69
(1,1037)	2:19:B:LEU:HD11	2:17:B:VAL:HG13	7	1.69
(1,1037)	2:19:B:LEU:HD12	2:17:B:VAL:HG11	7	1.69
(1,1037)	2:19:B:LEU:HD12	2:17:B:VAL:HG12	7	1.69
(1,1037)	2:19:B:LEU:HD12	2:17:B:VAL:HG13	7	1.69
(1,1037)	2:19:B:LEU:HD13	2:17:B:VAL:HG11	7	1.69
(1,1037)	2:19:B:LEU:HD13	2:17:B:VAL:HG12	7	1.69
(1,1037)	2:19:B:LEU:HD13	2:17:B:VAL:HG13	7	1.69
(1,1766)	2:44:C:LEU:HD21	2:47:C:GLU:HB2	10	1.68
(1,1766)	2:44:C:LEU:HD21	2:47:C:GLU:HB3	10	1.68
(1,1766)	2:44:C:LEU:HD22	2:47:C:GLU:HB2	10	1.68
(1,1766)	2:44:C:LEU:HD22	2:47:C:GLU:HB3	10	1.68
(1,1766)	2:44:C:LEU:HD23	2:47:C:GLU:HB2	10	1.68
(1,1766)	2:44:C:LEU:HD23	2:47:C:GLU:HB3	10	1.68
(1,1565)	1:17:A:VAL:HG11	2:19:B:LEU:HD11	9	1.68
(1,1565)	1:17:A:VAL:HG11	2:19:B:LEU:HD12	9	1.68
(1,1565)	1:17:A:VAL:HG11	2:19:B:LEU:HD13	9	1.68
(1,1565)	1:17:A:VAL:HG12	2:19:B:LEU:HD11	9	1.68
(1,1565)	1:17:A:VAL:HG12	2:19:B:LEU:HD12	9	1.68
(1,1565)	1:17:A:VAL:HG12	2:19:B:LEU:HD13	9	1.68
(1,1565)	1:17:A:VAL:HG13	2:19:B:LEU:HD11	9	1.68
(1,1565)	1:17:A:VAL:HG13	2:19:B:LEU:HD12	9	1.68
(1,1565)	1:17:A:VAL:HG13	2:19:B:LEU:HD13	9	1.68
(1,1766)	2:44:C:LEU:HD21	2:47:C:GLU:HB2	5	1.67
(1,1766)	2:44:C:LEU:HD21	2:47:C:GLU:HB3	5	1.67
(1,1766)	2:44:C:LEU:HD22	2:47:C:GLU:HB2	5	1.67
(1,1766)	2:44:C:LEU:HD22	2:47:C:GLU:HB3	5	1.67
(1,1766)	2:44:C:LEU:HD23	2:47:C:GLU:HB2	5	1.67
(1,1766)	2:44:C:LEU:HD23	2:47:C:GLU:HB3	5	1.67
(1,1597)	2:52:C:ASN:HA	2:22:C:LEU:HD11	9	1.67
(1,1597)	2:52:C:ASN:HA	2:22:C:LEU:HD12	9	1.67
(1,1597)	2:52:C:ASN:HA	2:22:C:LEU:HD13	9	1.67
(1,147)	1:27:A:LEU:HD11	1:13:A:ALA:HB1	10	1.67
(1,147)	1:27:A:LEU:HD11	1:13:A:ALA:HB2	10	1.67
(1,147)	1:27:A:LEU:HD11	1:13:A:ALA:HB3	10	1.67
(1,147)	1:27:A:LEU:HD12	1:13:A:ALA:HB1	10	1.67
(1,147)	1:27:A:LEU:HD12	1:13:A:ALA:HB2	10	1.67
(1,147)	1:27:A:LEU:HD12	1:13:A:ALA:HB3	10	1.67
(1,147)	1:27:A:LEU:HD13	1:13:A:ALA:HB1	10	1.67
(1,147)	1:27:A:LEU:HD13	1:13:A:ALA:HB2	10	1.67
(1,147)	1:27:A:LEU:HD13	1:13:A:ALA:HB3	10	1.67
(1,104)	1:27:A:LEU:HD11	1:12:A:LEU:H	9	1.67

Continued on next page...

Continued from previous page...

Key	Atom-1	Atom-2	Model ID	Violation (Å)
(1,104)	1:27:A:LEU:HD12	1:12:A:LEU:H	9	1.67
(1,104)	1:27:A:LEU:HD13	1:12:A:LEU:H	9	1.67
(1,1766)	2:44:C:LEU:HD21	2:47:C:GLU:HB2	6	1.66
(1,1766)	2:44:C:LEU:HD21	2:47:C:GLU:HB3	6	1.66
(1,1766)	2:44:C:LEU:HD22	2:47:C:GLU:HB2	6	1.66
(1,1766)	2:44:C:LEU:HD22	2:47:C:GLU:HB3	6	1.66
(1,1766)	2:44:C:LEU:HD23	2:47:C:GLU:HB2	6	1.66
(1,1766)	2:44:C:LEU:HD23	2:47:C:GLU:HB3	6	1.66
(1,1345)	2:23:C:ASN:H	2:22:C:LEU:HD11	9	1.66
(1,1345)	2:23:C:ASN:H	2:22:C:LEU:HD12	9	1.66
(1,1345)	2:23:C:ASN:H	2:22:C:LEU:HD13	9	1.66
(1,147)	1:27:A:LEU:HD11	1:13:A:ALA:HB1	1	1.66
(1,147)	1:27:A:LEU:HD11	1:13:A:ALA:HB2	1	1.66
(1,147)	1:27:A:LEU:HD11	1:13:A:ALA:HB3	1	1.66
(1,147)	1:27:A:LEU:HD12	1:13:A:ALA:HB1	1	1.66
(1,147)	1:27:A:LEU:HD12	1:13:A:ALA:HB2	1	1.66
(1,147)	1:27:A:LEU:HD12	1:13:A:ALA:HB3	1	1.66
(1,147)	1:27:A:LEU:HD13	1:13:A:ALA:HB1	1	1.66
(1,147)	1:27:A:LEU:HD13	1:13:A:ALA:HB2	1	1.66
(1,147)	1:27:A:LEU:HD13	1:13:A:ALA:HB3	1	1.66
(1,1813)	1:26:A:ILE:HG13	2:14:C:GLY:HA3	6	1.65
(1,1541)	1:23:A:PHE:HD1	2:27:C:LEU:HD11	5	1.65
(1,1541)	1:23:A:PHE:HD1	2:27:C:LEU:HD12	5	1.65
(1,1541)	1:23:A:PHE:HD1	2:27:C:LEU:HD13	5	1.65
(1,1541)	1:23:A:PHE:HD2	2:27:C:LEU:HD11	5	1.65
(1,1541)	1:23:A:PHE:HD2	2:27:C:LEU:HD12	5	1.65
(1,1541)	1:23:A:PHE:HD2	2:27:C:LEU:HD13	5	1.65
(1,1541)	1:23:A:PHE:HD1	2:27:C:LEU:HD11	8	1.65
(1,1541)	1:23:A:PHE:HD1	2:27:C:LEU:HD12	8	1.65
(1,1541)	1:23:A:PHE:HD1	2:27:C:LEU:HD13	8	1.65
(1,1541)	1:23:A:PHE:HD2	2:27:C:LEU:HD11	8	1.65
(1,1541)	1:23:A:PHE:HD2	2:27:C:LEU:HD12	8	1.65
(1,1541)	1:23:A:PHE:HD2	2:27:C:LEU:HD13	8	1.65
(1,147)	1:27:A:LEU:HD11	1:13:A:ALA:HB1	5	1.65
(1,147)	1:27:A:LEU:HD11	1:13:A:ALA:HB2	5	1.65
(1,147)	1:27:A:LEU:HD11	1:13:A:ALA:HB3	5	1.65
(1,147)	1:27:A:LEU:HD12	1:13:A:ALA:HB1	5	1.65
(1,147)	1:27:A:LEU:HD12	1:13:A:ALA:HB2	5	1.65
(1,147)	1:27:A:LEU:HD12	1:13:A:ALA:HB3	5	1.65
(1,147)	1:27:A:LEU:HD13	1:13:A:ALA:HB1	5	1.65
(1,147)	1:27:A:LEU:HD13	1:13:A:ALA:HB2	5	1.65
(1,147)	1:27:A:LEU:HD13	1:13:A:ALA:HB3	5	1.65

Continued on next page...

Continued from previous page...

Key	Atom-1	Atom-2	Model ID	Violation (Å)
(1,1851)	2:51:C:LEU:HD11	2:22:C:LEU:HD11	6	1.64
(1,1851)	2:51:C:LEU:HD11	2:22:C:LEU:HD12	6	1.64
(1,1851)	2:51:C:LEU:HD11	2:22:C:LEU:HD13	6	1.64
(1,1851)	2:51:C:LEU:HD12	2:22:C:LEU:HD11	6	1.64
(1,1851)	2:51:C:LEU:HD12	2:22:C:LEU:HD12	6	1.64
(1,1851)	2:51:C:LEU:HD12	2:22:C:LEU:HD13	6	1.64
(1,1851)	2:51:C:LEU:HD13	2:22:C:LEU:HD11	6	1.64
(1,1851)	2:51:C:LEU:HD13	2:22:C:LEU:HD12	6	1.64
(1,1851)	2:51:C:LEU:HD13	2:22:C:LEU:HD13	6	1.64
(1,1851)	2:51:C:LEU:HD11	2:22:C:LEU:HD11	8	1.64
(1,1851)	2:51:C:LEU:HD11	2:22:C:LEU:HD12	8	1.64
(1,1851)	2:51:C:LEU:HD11	2:22:C:LEU:HD13	8	1.64
(1,1851)	2:51:C:LEU:HD12	2:22:C:LEU:HD11	8	1.64
(1,1851)	2:51:C:LEU:HD12	2:22:C:LEU:HD12	8	1.64
(1,1851)	2:51:C:LEU:HD12	2:22:C:LEU:HD13	8	1.64
(1,1851)	2:51:C:LEU:HD13	2:22:C:LEU:HD11	8	1.64
(1,1851)	2:51:C:LEU:HD13	2:22:C:LEU:HD12	8	1.64
(1,1851)	2:51:C:LEU:HD13	2:22:C:LEU:HD13	8	1.64
(1,1565)	1:17:A:VAL:HG11	2:19:B:LEU:HD11	7	1.64
(1,1565)	1:17:A:VAL:HG11	2:19:B:LEU:HD12	7	1.64
(1,1565)	1:17:A:VAL:HG11	2:19:B:LEU:HD13	7	1.64
(1,1565)	1:17:A:VAL:HG12	2:19:B:LEU:HD11	7	1.64
(1,1565)	1:17:A:VAL:HG12	2:19:B:LEU:HD12	7	1.64
(1,1565)	1:17:A:VAL:HG12	2:19:B:LEU:HD13	7	1.64
(1,1565)	1:17:A:VAL:HG13	2:19:B:LEU:HD11	7	1.64
(1,1565)	1:17:A:VAL:HG13	2:19:B:LEU:HD12	7	1.64
(1,1565)	1:17:A:VAL:HG13	2:19:B:LEU:HD13	7	1.64
(1,1851)	2:51:C:LEU:HD11	2:22:C:LEU:HD11	7	1.63
(1,1851)	2:51:C:LEU:HD11	2:22:C:LEU:HD12	7	1.63
(1,1851)	2:51:C:LEU:HD11	2:22:C:LEU:HD13	7	1.63
(1,1851)	2:51:C:LEU:HD12	2:22:C:LEU:HD11	7	1.63
(1,1851)	2:51:C:LEU:HD12	2:22:C:LEU:HD12	7	1.63
(1,1851)	2:51:C:LEU:HD12	2:22:C:LEU:HD13	7	1.63
(1,1851)	2:51:C:LEU:HD13	2:22:C:LEU:HD11	7	1.63
(1,1851)	2:51:C:LEU:HD13	2:22:C:LEU:HD12	7	1.63
(1,1851)	2:51:C:LEU:HD13	2:22:C:LEU:HD13	7	1.63
(1,1565)	1:17:A:VAL:HG11	2:19:B:LEU:HD11	2	1.63
(1,1565)	1:17:A:VAL:HG11	2:19:B:LEU:HD12	2	1.63
(1,1565)	1:17:A:VAL:HG11	2:19:B:LEU:HD13	2	1.63
(1,1565)	1:17:A:VAL:HG12	2:19:B:LEU:HD11	2	1.63
(1,1565)	1:17:A:VAL:HG12	2:19:B:LEU:HD12	2	1.63
(1,1565)	1:17:A:VAL:HG12	2:19:B:LEU:HD13	2	1.63

Continued on next page...

Continued from previous page...

Key	Atom-1	Atom-2	Model ID	Violation (Å)
(1,1565)	1:17:A:VAL:HG13	2:19:B:LEU:HD11	2	1.63
(1,1565)	1:17:A:VAL:HG13	2:19:B:LEU:HD12	2	1.63
(1,1565)	1:17:A:VAL:HG13	2:19:B:LEU:HD13	2	1.63
(1,1345)	2:23:C:ASN:H	2:22:C:LEU:HD11	2	1.63
(1,1345)	2:23:C:ASN:H	2:22:C:LEU:HD12	2	1.63
(1,1345)	2:23:C:ASN:H	2:22:C:LEU:HD13	2	1.63
(1,147)	1:27:A:LEU:HD11	1:13:A:ALA:HB1	8	1.63
(1,147)	1:27:A:LEU:HD11	1:13:A:ALA:HB2	8	1.63
(1,147)	1:27:A:LEU:HD11	1:13:A:ALA:HB3	8	1.63
(1,147)	1:27:A:LEU:HD12	1:13:A:ALA:HB1	8	1.63
(1,147)	1:27:A:LEU:HD12	1:13:A:ALA:HB2	8	1.63
(1,147)	1:27:A:LEU:HD12	1:13:A:ALA:HB3	8	1.63
(1,147)	1:27:A:LEU:HD13	1:13:A:ALA:HB1	8	1.63
(1,147)	1:27:A:LEU:HD13	1:13:A:ALA:HB2	8	1.63
(1,147)	1:27:A:LEU:HD13	1:13:A:ALA:HB3	8	1.63
(1,1597)	2:52:C:ASN:HA	2:22:C:LEU:HD11	1	1.62
(1,1597)	2:52:C:ASN:HA	2:22:C:LEU:HD12	1	1.62
(1,1597)	2:52:C:ASN:HA	2:22:C:LEU:HD13	1	1.62
(1,171)	1:25:A:ALA:HB1	2:19:C:LEU:HD21	1	1.62
(1,171)	1:25:A:ALA:HB1	2:19:C:LEU:HD22	1	1.62
(1,171)	1:25:A:ALA:HB1	2:19:C:LEU:HD23	1	1.62
(1,171)	1:25:A:ALA:HB2	2:19:C:LEU:HD21	1	1.62
(1,171)	1:25:A:ALA:HB2	2:19:C:LEU:HD22	1	1.62
(1,171)	1:25:A:ALA:HB2	2:19:C:LEU:HD23	1	1.62
(1,171)	1:25:A:ALA:HB3	2:19:C:LEU:HD21	1	1.62
(1,171)	1:25:A:ALA:HB3	2:19:C:LEU:HD22	1	1.62
(1,171)	1:25:A:ALA:HB3	2:19:C:LEU:HD23	1	1.62
(1,1545)	1:27:A:LEU:HD21	2:15:C:GLU:HG2	3	1.6
(1,1545)	1:27:A:LEU:HD22	2:15:C:GLU:HG2	3	1.6
(1,1545)	1:27:A:LEU:HD23	2:15:C:GLU:HG2	3	1.6
(1,1541)	1:23:A:PHE:HD1	2:27:C:LEU:HD11	6	1.6
(1,1541)	1:23:A:PHE:HD1	2:27:C:LEU:HD12	6	1.6
(1,1541)	1:23:A:PHE:HD1	2:27:C:LEU:HD13	6	1.6
(1,1541)	1:23:A:PHE:HD2	2:27:C:LEU:HD11	6	1.6
(1,1541)	1:23:A:PHE:HD2	2:27:C:LEU:HD12	6	1.6
(1,1541)	1:23:A:PHE:HD2	2:27:C:LEU:HD13	6	1.6
(1,1345)	2:23:C:ASN:H	2:22:C:LEU:HD11	10	1.6
(1,1345)	2:23:C:ASN:H	2:22:C:LEU:HD12	10	1.6
(1,1345)	2:23:C:ASN:H	2:22:C:LEU:HD13	10	1.6
(1,1126)	2:27:B:LEU:HD21	2:31:C:ILE:HG21	1	1.6
(1,1126)	2:27:B:LEU:HD21	2:31:C:ILE:HG22	1	1.6
(1,1126)	2:27:B:LEU:HD21	2:31:C:ILE:HG23	1	1.6

Continued on next page...

Continued from previous page...

Key	Atom-1	Atom-2	Model ID	Violation (Å)
(1,1126)	2:27:B:LEU:HD22	2:31:C:ILE:HG21	1	1.6
(1,1126)	2:27:B:LEU:HD22	2:31:C:ILE:HG22	1	1.6
(1,1126)	2:27:B:LEU:HD22	2:31:C:ILE:HG23	1	1.6
(1,1126)	2:27:B:LEU:HD23	2:31:C:ILE:HG21	1	1.6
(1,1126)	2:27:B:LEU:HD23	2:31:C:ILE:HG22	1	1.6
(1,1126)	2:27:B:LEU:HD23	2:31:C:ILE:HG23	1	1.6
(1,1344)	2:23:B:ASN:H	2:22:B:LEU:HD11	9	1.59
(1,1344)	2:23:B:ASN:H	2:22:B:LEU:HD12	9	1.59
(1,1344)	2:23:B:ASN:H	2:22:B:LEU:HD13	9	1.59
(1,1126)	2:27:B:LEU:HD21	2:31:C:ILE:HG21	9	1.59
(1,1126)	2:27:B:LEU:HD21	2:31:C:ILE:HG22	9	1.59
(1,1126)	2:27:B:LEU:HD21	2:31:C:ILE:HG23	9	1.59
(1,1126)	2:27:B:LEU:HD22	2:31:C:ILE:HG21	9	1.59
(1,1126)	2:27:B:LEU:HD22	2:31:C:ILE:HG22	9	1.59
(1,1126)	2:27:B:LEU:HD22	2:31:C:ILE:HG23	9	1.59
(1,1126)	2:27:B:LEU:HD23	2:31:C:ILE:HG21	9	1.59
(1,1126)	2:27:B:LEU:HD23	2:31:C:ILE:HG22	9	1.59
(1,1126)	2:27:B:LEU:HD23	2:31:C:ILE:HG23	9	1.59
(1,104)	1:27:A:LEU:HD11	1:12:A:LEU:H	2	1.59
(1,104)	1:27:A:LEU:HD12	1:12:A:LEU:H	2	1.59
(1,104)	1:27:A:LEU:HD13	1:12:A:LEU:H	2	1.59
(1,1851)	2:51:C:LEU:HD11	2:22:C:LEU:HD11	9	1.58
(1,1851)	2:51:C:LEU:HD11	2:22:C:LEU:HD12	9	1.58
(1,1851)	2:51:C:LEU:HD11	2:22:C:LEU:HD13	9	1.58
(1,1851)	2:51:C:LEU:HD12	2:22:C:LEU:HD11	9	1.58
(1,1851)	2:51:C:LEU:HD12	2:22:C:LEU:HD12	9	1.58
(1,1851)	2:51:C:LEU:HD12	2:22:C:LEU:HD13	9	1.58
(1,1851)	2:51:C:LEU:HD13	2:22:C:LEU:HD11	9	1.58
(1,1851)	2:51:C:LEU:HD13	2:22:C:LEU:HD12	9	1.58
(1,1851)	2:51:C:LEU:HD13	2:22:C:LEU:HD13	9	1.58
(1,1597)	2:52:C:ASN:HA	2:22:C:LEU:HD11	8	1.58
(1,1597)	2:52:C:ASN:HA	2:22:C:LEU:HD12	8	1.58
(1,1597)	2:52:C:ASN:HA	2:22:C:LEU:HD13	8	1.58
(1,1541)	1:23:A:PHE:HD1	2:27:C:LEU:HD11	10	1.58
(1,1541)	1:23:A:PHE:HD1	2:27:C:LEU:HD12	10	1.58
(1,1541)	1:23:A:PHE:HD1	2:27:C:LEU:HD13	10	1.58
(1,1541)	1:23:A:PHE:HD2	2:27:C:LEU:HD11	10	1.58
(1,1541)	1:23:A:PHE:HD2	2:27:C:LEU:HD12	10	1.58
(1,1541)	1:23:A:PHE:HD2	2:27:C:LEU:HD13	10	1.58
(1,1873)	2:23:B:ASN:HD22	2:26:B:GLN:HG2	10	1.57
(1,1597)	2:52:C:ASN:HA	2:22:C:LEU:HD11	4	1.57
(1,1597)	2:52:C:ASN:HA	2:22:C:LEU:HD12	4	1.57

Continued on next page...

Continued from previous page...

Key	Atom-1	Atom-2	Model ID	Violation (Å)
(1,1597)	2:52:C:ASN:HA	2:22:C:LEU:HD13	4	1.57
(1,1597)	2:52:C:ASN:HA	2:22:C:LEU:HD11	10	1.57
(1,1597)	2:52:C:ASN:HA	2:22:C:LEU:HD12	10	1.57
(1,1597)	2:52:C:ASN:HA	2:22:C:LEU:HD13	10	1.57
(1,1565)	1:17:A:VAL:HG11	2:19:B:LEU:HD11	3	1.57
(1,1565)	1:17:A:VAL:HG11	2:19:B:LEU:HD12	3	1.57
(1,1565)	1:17:A:VAL:HG11	2:19:B:LEU:HD13	3	1.57
(1,1565)	1:17:A:VAL:HG12	2:19:B:LEU:HD11	3	1.57
(1,1565)	1:17:A:VAL:HG12	2:19:B:LEU:HD12	3	1.57
(1,1565)	1:17:A:VAL:HG12	2:19:B:LEU:HD13	3	1.57
(1,1565)	1:17:A:VAL:HG13	2:19:B:LEU:HD11	3	1.57
(1,1565)	1:17:A:VAL:HG13	2:19:B:LEU:HD12	3	1.57
(1,1565)	1:17:A:VAL:HG13	2:19:B:LEU:HD13	3	1.57
(1,1565)	1:17:A:VAL:HG11	2:19:B:LEU:HD11	6	1.57
(1,1565)	1:17:A:VAL:HG11	2:19:B:LEU:HD12	6	1.57
(1,1565)	1:17:A:VAL:HG11	2:19:B:LEU:HD13	6	1.57
(1,1565)	1:17:A:VAL:HG12	2:19:B:LEU:HD11	6	1.57
(1,1565)	1:17:A:VAL:HG12	2:19:B:LEU:HD12	6	1.57
(1,1565)	1:17:A:VAL:HG12	2:19:B:LEU:HD13	6	1.57
(1,1565)	1:17:A:VAL:HG13	2:19:B:LEU:HD11	6	1.57
(1,1565)	1:17:A:VAL:HG13	2:19:B:LEU:HD12	6	1.57
(1,1565)	1:17:A:VAL:HG13	2:19:B:LEU:HD13	6	1.57
(1,1326)	2:49:B:LYS:HD3	2:17:B:VAL:HG21	7	1.57
(1,1326)	2:49:B:LYS:HD3	2:17:B:VAL:HG22	7	1.57
(1,1326)	2:49:B:LYS:HD3	2:17:B:VAL:HG23	7	1.57
(1,1921)	2:37:B:ASP:HB3	2:40:B:GLN:HG2	2	1.56
(1,1766)	2:44:C:LEU:HD21	2:47:C:GLU:HB2	4	1.56
(1,1766)	2:44:C:LEU:HD21	2:47:C:GLU:HB3	4	1.56
(1,1766)	2:44:C:LEU:HD22	2:47:C:GLU:HB2	4	1.56
(1,1766)	2:44:C:LEU:HD22	2:47:C:GLU:HB3	4	1.56
(1,1766)	2:44:C:LEU:HD23	2:47:C:GLU:HB2	4	1.56
(1,1766)	2:44:C:LEU:HD23	2:47:C:GLU:HB3	4	1.56
(1,1345)	2:23:C:ASN:H	2:22:C:LEU:HD11	6	1.56
(1,1345)	2:23:C:ASN:H	2:22:C:LEU:HD12	6	1.56
(1,1345)	2:23:C:ASN:H	2:22:C:LEU:HD13	6	1.56
(1,381)	1:27:A:LEU:HD11	1:11:A:ARG:HG2	3	1.56
(1,381)	1:27:A:LEU:HD12	1:11:A:ARG:HG2	3	1.56
(1,381)	1:27:A:LEU:HD13	1:11:A:ARG:HG2	3	1.56
(1,381)	1:27:A:LEU:HD11	1:11:A:ARG:HG2	9	1.56
(1,381)	1:27:A:LEU:HD12	1:11:A:ARG:HG2	9	1.56
(1,381)	1:27:A:LEU:HD13	1:11:A:ARG:HG2	9	1.56
(1,104)	1:27:A:LEU:HD11	1:12:A:LEU:H	4	1.56

Continued on next page...

Continued from previous page...

Key	Atom-1	Atom-2	Model ID	Violation (Å)
(1,104)	1:27:A:LEU:HD12	1:12:A:LEU:H	4	1.56
(1,104)	1:27:A:LEU:HD13	1:12:A:LEU:H	4	1.56
(1,1607)	2:52:B:ASN:HB3	2:22:B:LEU:HD11	10	1.55
(1,1607)	2:52:B:ASN:HB3	2:22:B:LEU:HD12	10	1.55
(1,1607)	2:52:B:ASN:HB3	2:22:B:LEU:HD13	10	1.55
(1,1851)	2:51:C:LEU:HD11	2:22:C:LEU:HD11	2	1.54
(1,1851)	2:51:C:LEU:HD11	2:22:C:LEU:HD12	2	1.54
(1,1851)	2:51:C:LEU:HD11	2:22:C:LEU:HD13	2	1.54
(1,1851)	2:51:C:LEU:HD12	2:22:C:LEU:HD11	2	1.54
(1,1851)	2:51:C:LEU:HD12	2:22:C:LEU:HD12	2	1.54
(1,1851)	2:51:C:LEU:HD12	2:22:C:LEU:HD13	2	1.54
(1,1851)	2:51:C:LEU:HD13	2:22:C:LEU:HD11	2	1.54
(1,1851)	2:51:C:LEU:HD13	2:22:C:LEU:HD12	2	1.54
(1,1851)	2:51:C:LEU:HD13	2:22:C:LEU:HD13	2	1.54
(1,1126)	2:27:B:LEU:HD21	2:31:C:ILE:HG21	4	1.54
(1,1126)	2:27:B:LEU:HD21	2:31:C:ILE:HG22	4	1.54
(1,1126)	2:27:B:LEU:HD21	2:31:C:ILE:HG23	4	1.54
(1,1126)	2:27:B:LEU:HD22	2:31:C:ILE:HG21	4	1.54
(1,1126)	2:27:B:LEU:HD22	2:31:C:ILE:HG22	4	1.54
(1,1126)	2:27:B:LEU:HD22	2:31:C:ILE:HG23	4	1.54
(1,1126)	2:27:B:LEU:HD23	2:31:C:ILE:HG21	4	1.54
(1,1126)	2:27:B:LEU:HD23	2:31:C:ILE:HG22	4	1.54
(1,1126)	2:27:B:LEU:HD23	2:31:C:ILE:HG23	4	1.54
(1,1037)	2:19:B:LEU:HD11	2:17:B:VAL:HG11	6	1.54
(1,1037)	2:19:B:LEU:HD11	2:17:B:VAL:HG12	6	1.54
(1,1037)	2:19:B:LEU:HD11	2:17:B:VAL:HG13	6	1.54
(1,1037)	2:19:B:LEU:HD12	2:17:B:VAL:HG11	6	1.54
(1,1037)	2:19:B:LEU:HD12	2:17:B:VAL:HG12	6	1.54
(1,1037)	2:19:B:LEU:HD12	2:17:B:VAL:HG13	6	1.54
(1,1037)	2:19:B:LEU:HD13	2:17:B:VAL:HG11	6	1.54
(1,1037)	2:19:B:LEU:HD13	2:17:B:VAL:HG12	6	1.54
(1,1037)	2:19:B:LEU:HD13	2:17:B:VAL:HG13	6	1.54
(1,1851)	2:51:C:LEU:HD11	2:22:C:LEU:HD11	5	1.53
(1,1851)	2:51:C:LEU:HD11	2:22:C:LEU:HD12	5	1.53
(1,1851)	2:51:C:LEU:HD11	2:22:C:LEU:HD13	5	1.53
(1,1851)	2:51:C:LEU:HD12	2:22:C:LEU:HD11	5	1.53
(1,1851)	2:51:C:LEU:HD12	2:22:C:LEU:HD12	5	1.53
(1,1851)	2:51:C:LEU:HD12	2:22:C:LEU:HD13	5	1.53
(1,1851)	2:51:C:LEU:HD13	2:22:C:LEU:HD11	5	1.53
(1,1851)	2:51:C:LEU:HD13	2:22:C:LEU:HD12	5	1.53
(1,1851)	2:51:C:LEU:HD13	2:22:C:LEU:HD13	5	1.53
(1,1766)	2:44:C:LEU:HD21	2:47:C:GLU:HB2	7	1.53

Continued on next page...

Continued from previous page...

Key	Atom-1	Atom-2	Model ID	Violation (Å)
(1,1766)	2:44:C:LEU:HD21	2:47:C:GLU:HB3	7	1.53
(1,1766)	2:44:C:LEU:HD22	2:47:C:GLU:HB2	7	1.53
(1,1766)	2:44:C:LEU:HD22	2:47:C:GLU:HB3	7	1.53
(1,1766)	2:44:C:LEU:HD23	2:47:C:GLU:HB2	7	1.53
(1,1766)	2:44:C:LEU:HD23	2:47:C:GLU:HB3	7	1.53
(1,1598)	2:52:B:ASN:HA	2:22:B:LEU:HD11	6	1.53
(1,1598)	2:52:B:ASN:HA	2:22:B:LEU:HD12	6	1.53
(1,1598)	2:52:B:ASN:HA	2:22:B:LEU:HD13	6	1.53
(1,1374)	2:51:C:LEU:HB3	2:22:C:LEU:HD11	3	1.53
(1,1374)	2:51:C:LEU:HB3	2:22:C:LEU:HD12	3	1.53
(1,1374)	2:51:C:LEU:HB3	2:22:C:LEU:HD13	3	1.53
(1,1566)	2:19:C:LEU:HD11	2:22:C:LEU:HD21	10	1.52
(1,1566)	2:19:C:LEU:HD11	2:22:C:LEU:HD22	10	1.52
(1,1566)	2:19:C:LEU:HD11	2:22:C:LEU:HD23	10	1.52
(1,1566)	2:19:C:LEU:HD12	2:22:C:LEU:HD21	10	1.52
(1,1566)	2:19:C:LEU:HD12	2:22:C:LEU:HD22	10	1.52
(1,1566)	2:19:C:LEU:HD12	2:22:C:LEU:HD23	10	1.52
(1,1566)	2:19:C:LEU:HD13	2:22:C:LEU:HD21	10	1.52
(1,1566)	2:19:C:LEU:HD13	2:22:C:LEU:HD22	10	1.52
(1,1566)	2:19:C:LEU:HD13	2:22:C:LEU:HD23	10	1.52
(1,1352)	2:51:B:LEU:HD21	2:22:B:LEU:HD11	2	1.52
(1,1352)	2:51:B:LEU:HD21	2:22:B:LEU:HD12	2	1.52
(1,1352)	2:51:B:LEU:HD21	2:22:B:LEU:HD13	2	1.52
(1,1352)	2:51:B:LEU:HD22	2:22:B:LEU:HD11	2	1.52
(1,1352)	2:51:B:LEU:HD22	2:22:B:LEU:HD12	2	1.52
(1,1352)	2:51:B:LEU:HD22	2:22:B:LEU:HD13	2	1.52
(1,1352)	2:51:B:LEU:HD23	2:22:B:LEU:HD11	2	1.52
(1,1352)	2:51:B:LEU:HD23	2:22:B:LEU:HD12	2	1.52
(1,1352)	2:51:B:LEU:HD23	2:22:B:LEU:HD13	2	1.52
(1,147)	1:27:A:LEU:HD11	1:13:A:ALA:HB1	9	1.52
(1,147)	1:27:A:LEU:HD11	1:13:A:ALA:HB2	9	1.52
(1,147)	1:27:A:LEU:HD11	1:13:A:ALA:HB3	9	1.52
(1,147)	1:27:A:LEU:HD12	1:13:A:ALA:HB1	9	1.52
(1,147)	1:27:A:LEU:HD12	1:13:A:ALA:HB2	9	1.52
(1,147)	1:27:A:LEU:HD12	1:13:A:ALA:HB3	9	1.52
(1,147)	1:27:A:LEU:HD13	1:13:A:ALA:HB1	9	1.52
(1,147)	1:27:A:LEU:HD13	1:13:A:ALA:HB2	9	1.52
(1,147)	1:27:A:LEU:HD13	1:13:A:ALA:HB3	9	1.52
(1,1851)	2:51:C:LEU:HD11	2:22:C:LEU:HD11	10	1.51
(1,1851)	2:51:C:LEU:HD11	2:22:C:LEU:HD12	10	1.51
(1,1851)	2:51:C:LEU:HD11	2:22:C:LEU:HD13	10	1.51
(1,1851)	2:51:C:LEU:HD12	2:22:C:LEU:HD11	10	1.51

Continued on next page...

Continued from previous page...

Key	Atom-1	Atom-2	Model ID	Violation (Å)
(1,1851)	2:51:C:LEU:HD12	2:22:C:LEU:HD12	10	1.51
(1,1851)	2:51:C:LEU:HD12	2:22:C:LEU:HD13	10	1.51
(1,1851)	2:51:C:LEU:HD13	2:22:C:LEU:HD11	10	1.51
(1,1851)	2:51:C:LEU:HD13	2:22:C:LEU:HD12	10	1.51
(1,1851)	2:51:C:LEU:HD13	2:22:C:LEU:HD13	10	1.51
(1,1766)	2:44:C:LEU:HD21	2:47:C:GLU:HB2	8	1.51
(1,1766)	2:44:C:LEU:HD21	2:47:C:GLU:HB3	8	1.51
(1,1766)	2:44:C:LEU:HD22	2:47:C:GLU:HB2	8	1.51
(1,1766)	2:44:C:LEU:HD22	2:47:C:GLU:HB3	8	1.51
(1,1766)	2:44:C:LEU:HD23	2:47:C:GLU:HB2	8	1.51
(1,1766)	2:44:C:LEU:HD23	2:47:C:GLU:HB3	8	1.51
(1,1598)	2:52:B:ASN:HA	2:22:B:LEU:HD11	2	1.51
(1,1598)	2:52:B:ASN:HA	2:22:B:LEU:HD12	2	1.51
(1,1598)	2:52:B:ASN:HA	2:22:B:LEU:HD13	2	1.51
(1,1541)	1:23:A:PHE:HD1	2:27:C:LEU:HD11	1	1.51
(1,1541)	1:23:A:PHE:HD1	2:27:C:LEU:HD12	1	1.51
(1,1541)	1:23:A:PHE:HD1	2:27:C:LEU:HD13	1	1.51
(1,1541)	1:23:A:PHE:HD2	2:27:C:LEU:HD11	1	1.51
(1,1541)	1:23:A:PHE:HD2	2:27:C:LEU:HD12	1	1.51
(1,1541)	1:23:A:PHE:HD2	2:27:C:LEU:HD13	1	1.51
(1,1345)	2:23:C:ASN:H	2:22:C:LEU:HD11	5	1.51
(1,1345)	2:23:C:ASN:H	2:22:C:LEU:HD12	5	1.51
(1,1345)	2:23:C:ASN:H	2:22:C:LEU:HD13	5	1.51
(1,1126)	2:27:B:LEU:HD21	2:31:C:ILE:HG21	5	1.51
(1,1126)	2:27:B:LEU:HD21	2:31:C:ILE:HG22	5	1.51
(1,1126)	2:27:B:LEU:HD21	2:31:C:ILE:HG23	5	1.51
(1,1126)	2:27:B:LEU:HD22	2:31:C:ILE:HG21	5	1.51
(1,1126)	2:27:B:LEU:HD22	2:31:C:ILE:HG22	5	1.51
(1,1126)	2:27:B:LEU:HD22	2:31:C:ILE:HG23	5	1.51
(1,1126)	2:27:B:LEU:HD23	2:31:C:ILE:HG21	5	1.51
(1,1126)	2:27:B:LEU:HD23	2:31:C:ILE:HG22	5	1.51
(1,1126)	2:27:B:LEU:HD23	2:31:C:ILE:HG23	5	1.51
(1,1037)	2:19:B:LEU:HD11	2:17:B:VAL:HG11	2	1.51
(1,1037)	2:19:B:LEU:HD11	2:17:B:VAL:HG12	2	1.51
(1,1037)	2:19:B:LEU:HD11	2:17:B:VAL:HG13	2	1.51
(1,1037)	2:19:B:LEU:HD12	2:17:B:VAL:HG11	2	1.51
(1,1037)	2:19:B:LEU:HD12	2:17:B:VAL:HG12	2	1.51
(1,1037)	2:19:B:LEU:HD12	2:17:B:VAL:HG13	2	1.51
(1,1037)	2:19:B:LEU:HD13	2:17:B:VAL:HG11	2	1.51
(1,1037)	2:19:B:LEU:HD13	2:17:B:VAL:HG12	2	1.51
(1,1037)	2:19:B:LEU:HD13	2:17:B:VAL:HG13	2	1.51
(1,104)	1:27:A:LEU:HD11	1:12:A:LEU:H	6	1.51

Continued on next page...

Continued from previous page...

Key	Atom-1	Atom-2	Model ID	Violation (Å)
(1,104)	1:27:A:LEU:HD12	1:12:A:LEU:H	6	1.51
(1,104)	1:27:A:LEU:HD13	1:12:A:LEU:H	6	1.51
(1,1606)	2:19:B:LEU:HD21	2:52:B:ASN:HB2	7	1.5
(1,1606)	2:19:B:LEU:HD22	2:52:B:ASN:HB2	7	1.5
(1,1606)	2:19:B:LEU:HD23	2:52:B:ASN:HB2	7	1.5
(1,1541)	1:23:A:PHE:HD1	2:27:C:LEU:HD11	4	1.49
(1,1541)	1:23:A:PHE:HD1	2:27:C:LEU:HD12	4	1.49
(1,1541)	1:23:A:PHE:HD1	2:27:C:LEU:HD13	4	1.49
(1,1541)	1:23:A:PHE:HD2	2:27:C:LEU:HD11	4	1.49
(1,1541)	1:23:A:PHE:HD2	2:27:C:LEU:HD12	4	1.49
(1,1541)	1:23:A:PHE:HD2	2:27:C:LEU:HD13	4	1.49
(1,1126)	2:27:B:LEU:HD21	2:31:C:ILE:HG21	6	1.49
(1,1126)	2:27:B:LEU:HD21	2:31:C:ILE:HG22	6	1.49
(1,1126)	2:27:B:LEU:HD21	2:31:C:ILE:HG23	6	1.49
(1,1126)	2:27:B:LEU:HD22	2:31:C:ILE:HG21	6	1.49
(1,1126)	2:27:B:LEU:HD22	2:31:C:ILE:HG22	6	1.49
(1,1126)	2:27:B:LEU:HD22	2:31:C:ILE:HG23	6	1.49
(1,1126)	2:27:B:LEU:HD23	2:31:C:ILE:HG21	6	1.49
(1,1126)	2:27:B:LEU:HD23	2:31:C:ILE:HG22	6	1.49
(1,1126)	2:27:B:LEU:HD23	2:31:C:ILE:HG23	6	1.49
(1,1126)	2:27:B:LEU:HD21	2:31:C:ILE:HG21	8	1.49
(1,1126)	2:27:B:LEU:HD21	2:31:C:ILE:HG22	8	1.49
(1,1126)	2:27:B:LEU:HD21	2:31:C:ILE:HG23	8	1.49
(1,1126)	2:27:B:LEU:HD22	2:31:C:ILE:HG21	8	1.49
(1,1126)	2:27:B:LEU:HD22	2:31:C:ILE:HG22	8	1.49
(1,1126)	2:27:B:LEU:HD22	2:31:C:ILE:HG23	8	1.49
(1,1126)	2:27:B:LEU:HD23	2:31:C:ILE:HG21	8	1.49
(1,1126)	2:27:B:LEU:HD23	2:31:C:ILE:HG22	8	1.49
(1,1126)	2:27:B:LEU:HD23	2:31:C:ILE:HG23	8	1.49
(1,1862)	2:27:B:LEU:HD21	2:24:B:PRO:HA	8	1.48
(1,1862)	2:27:B:LEU:HD22	2:24:B:PRO:HA	8	1.48
(1,1862)	2:27:B:LEU:HD23	2:24:B:PRO:HA	8	1.48
(1,1845)	2:52:B:ASN:HB3	2:22:B:LEU:HD11	5	1.48
(1,1845)	2:52:B:ASN:HB3	2:22:B:LEU:HD12	5	1.48
(1,1845)	2:52:B:ASN:HB3	2:22:B:LEU:HD13	5	1.48
(1,1766)	2:44:C:LEU:HD21	2:47:C:GLU:HB2	9	1.48
(1,1766)	2:44:C:LEU:HD21	2:47:C:GLU:HB3	9	1.48
(1,1766)	2:44:C:LEU:HD22	2:47:C:GLU:HB2	9	1.48
(1,1766)	2:44:C:LEU:HD22	2:47:C:GLU:HB3	9	1.48
(1,1766)	2:44:C:LEU:HD23	2:47:C:GLU:HB2	9	1.48
(1,1766)	2:44:C:LEU:HD23	2:47:C:GLU:HB3	9	1.48
(1,1598)	2:52:B:ASN:HA	2:22:B:LEU:HD11	1	1.48

Continued on next page...

Continued from previous page...

Key	Atom-1	Atom-2	Model ID	Violation (Å)
(1,1598)	2:52:B:ASN:HA	2:22:B:LEU:HD12	1	1.48
(1,1598)	2:52:B:ASN:HA	2:22:B:LEU:HD13	1	1.48
(1,1541)	1:23:A:PHE:HD1	2:27:C:LEU:HD11	7	1.48
(1,1541)	1:23:A:PHE:HD1	2:27:C:LEU:HD12	7	1.48
(1,1541)	1:23:A:PHE:HD1	2:27:C:LEU:HD13	7	1.48
(1,1541)	1:23:A:PHE:HD2	2:27:C:LEU:HD11	7	1.48
(1,1541)	1:23:A:PHE:HD2	2:27:C:LEU:HD12	7	1.48
(1,1541)	1:23:A:PHE:HD2	2:27:C:LEU:HD13	7	1.48
(1,1126)	2:27:B:LEU:HD21	2:31:C:ILE:HG21	3	1.48
(1,1126)	2:27:B:LEU:HD21	2:31:C:ILE:HG22	3	1.48
(1,1126)	2:27:B:LEU:HD21	2:31:C:ILE:HG23	3	1.48
(1,1126)	2:27:B:LEU:HD22	2:31:C:ILE:HG21	3	1.48
(1,1126)	2:27:B:LEU:HD22	2:31:C:ILE:HG22	3	1.48
(1,1126)	2:27:B:LEU:HD22	2:31:C:ILE:HG23	3	1.48
(1,1126)	2:27:B:LEU:HD23	2:31:C:ILE:HG21	3	1.48
(1,1126)	2:27:B:LEU:HD23	2:31:C:ILE:HG22	3	1.48
(1,1126)	2:27:B:LEU:HD23	2:31:C:ILE:HG23	3	1.48
(1,1888)	2:51:C:LEU:HD21	2:22:C:LEU:HD11	1	1.47
(1,1888)	2:51:C:LEU:HD21	2:22:C:LEU:HD12	1	1.47
(1,1888)	2:51:C:LEU:HD21	2:22:C:LEU:HD13	1	1.47
(1,1888)	2:51:C:LEU:HD22	2:22:C:LEU:HD11	1	1.47
(1,1888)	2:51:C:LEU:HD22	2:22:C:LEU:HD12	1	1.47
(1,1888)	2:51:C:LEU:HD22	2:22:C:LEU:HD13	1	1.47
(1,1888)	2:51:C:LEU:HD23	2:22:C:LEU:HD11	1	1.47
(1,1888)	2:51:C:LEU:HD23	2:22:C:LEU:HD12	1	1.47
(1,1888)	2:51:C:LEU:HD23	2:22:C:LEU:HD13	1	1.47
(1,1597)	2:52:C:ASN:HA	2:22:C:LEU:HD11	3	1.47
(1,1597)	2:52:C:ASN:HA	2:22:C:LEU:HD12	3	1.47
(1,1597)	2:52:C:ASN:HA	2:22:C:LEU:HD13	3	1.47
(1,1432)	1:24:A:GLY:HA3	2:19:C:LEU:HB2	8	1.47
(1,1345)	2:23:C:ASN:H	2:22:C:LEU:HD11	1	1.47
(1,1345)	2:23:C:ASN:H	2:22:C:LEU:HD12	1	1.47
(1,1345)	2:23:C:ASN:H	2:22:C:LEU:HD13	1	1.47
(1,1888)	2:51:C:LEU:HD21	2:22:C:LEU:HD11	8	1.46
(1,1888)	2:51:C:LEU:HD21	2:22:C:LEU:HD12	8	1.46
(1,1888)	2:51:C:LEU:HD21	2:22:C:LEU:HD13	8	1.46
(1,1888)	2:51:C:LEU:HD22	2:22:C:LEU:HD11	8	1.46
(1,1888)	2:51:C:LEU:HD22	2:22:C:LEU:HD12	8	1.46
(1,1888)	2:51:C:LEU:HD22	2:22:C:LEU:HD13	8	1.46
(1,1888)	2:51:C:LEU:HD23	2:22:C:LEU:HD11	8	1.46
(1,1888)	2:51:C:LEU:HD23	2:22:C:LEU:HD12	8	1.46
(1,1888)	2:51:C:LEU:HD23	2:22:C:LEU:HD13	8	1.46

Continued on next page...

Continued from previous page...

Key	Atom-1	Atom-2	Model ID	Violation (Å)
(1,1545)	1:27:A:LEU:HD21	2:15:C:GLU:HG2	5	1.46
(1,1545)	1:27:A:LEU:HD22	2:15:C:GLU:HG2	5	1.46
(1,1545)	1:27:A:LEU:HD23	2:15:C:GLU:HG2	5	1.46
(1,1126)	2:27:B:LEU:HD21	2:31:C:ILE:HG21	2	1.46
(1,1126)	2:27:B:LEU:HD21	2:31:C:ILE:HG22	2	1.46
(1,1126)	2:27:B:LEU:HD21	2:31:C:ILE:HG23	2	1.46
(1,1126)	2:27:B:LEU:HD22	2:31:C:ILE:HG21	2	1.46
(1,1126)	2:27:B:LEU:HD22	2:31:C:ILE:HG22	2	1.46
(1,1126)	2:27:B:LEU:HD22	2:31:C:ILE:HG23	2	1.46
(1,1126)	2:27:B:LEU:HD23	2:31:C:ILE:HG21	2	1.46
(1,1126)	2:27:B:LEU:HD23	2:31:C:ILE:HG22	2	1.46
(1,1126)	2:27:B:LEU:HD23	2:31:C:ILE:HG23	2	1.46
(1,1126)	2:27:B:LEU:HD21	2:31:C:ILE:HG21	10	1.46
(1,1126)	2:27:B:LEU:HD21	2:31:C:ILE:HG22	10	1.46
(1,1126)	2:27:B:LEU:HD21	2:31:C:ILE:HG23	10	1.46
(1,1126)	2:27:B:LEU:HD22	2:31:C:ILE:HG21	10	1.46
(1,1126)	2:27:B:LEU:HD22	2:31:C:ILE:HG22	10	1.46
(1,1126)	2:27:B:LEU:HD22	2:31:C:ILE:HG23	10	1.46
(1,1126)	2:27:B:LEU:HD23	2:31:C:ILE:HG21	10	1.46
(1,1126)	2:27:B:LEU:HD23	2:31:C:ILE:HG22	10	1.46
(1,1126)	2:27:B:LEU:HD23	2:31:C:ILE:HG23	10	1.46
(1,1843)	2:19:B:LEU:HD21	2:22:B:LEU:HG	8	1.45
(1,1843)	2:19:B:LEU:HD22	2:22:B:LEU:HG	8	1.45
(1,1843)	2:19:B:LEU:HD23	2:22:B:LEU:HG	8	1.45
(1,1598)	2:52:B:ASN:HA	2:22:B:LEU:HD11	9	1.45
(1,1598)	2:52:B:ASN:HA	2:22:B:LEU:HD12	9	1.45
(1,1598)	2:52:B:ASN:HA	2:22:B:LEU:HD13	9	1.45
(1,1126)	2:27:B:LEU:HD21	2:31:C:ILE:HG21	7	1.45
(1,1126)	2:27:B:LEU:HD21	2:31:C:ILE:HG22	7	1.45
(1,1126)	2:27:B:LEU:HD21	2:31:C:ILE:HG23	7	1.45
(1,1126)	2:27:B:LEU:HD22	2:31:C:ILE:HG21	7	1.45
(1,1126)	2:27:B:LEU:HD22	2:31:C:ILE:HG22	7	1.45
(1,1126)	2:27:B:LEU:HD22	2:31:C:ILE:HG23	7	1.45
(1,1126)	2:27:B:LEU:HD23	2:31:C:ILE:HG21	7	1.45
(1,1126)	2:27:B:LEU:HD23	2:31:C:ILE:HG22	7	1.45
(1,1126)	2:27:B:LEU:HD23	2:31:C:ILE:HG23	7	1.45
(1,1605)	2:19:B:LEU:HD21	2:52:B:ASN:HB3	7	1.44
(1,1605)	2:19:B:LEU:HD22	2:52:B:ASN:HB3	7	1.44
(1,1605)	2:19:B:LEU:HD23	2:52:B:ASN:HB3	7	1.44
(1,1597)	2:52:C:ASN:HA	2:22:C:LEU:HD11	2	1.44
(1,1597)	2:52:C:ASN:HA	2:22:C:LEU:HD12	2	1.44
(1,1597)	2:52:C:ASN:HA	2:22:C:LEU:HD13	2	1.44

Continued on next page...

Continued from previous page...

Key	Atom-1	Atom-2	Model ID	Violation (Å)
(1,1597)	2:52:C:ASN:HA	2:22:C:LEU:HD11	6	1.44
(1,1597)	2:52:C:ASN:HA	2:22:C:LEU:HD12	6	1.44
(1,1597)	2:52:C:ASN:HA	2:22:C:LEU:HD13	6	1.44
(1,1888)	2:51:C:LEU:HD21	2:22:C:LEU:HD11	6	1.43
(1,1888)	2:51:C:LEU:HD21	2:22:C:LEU:HD12	6	1.43
(1,1888)	2:51:C:LEU:HD21	2:22:C:LEU:HD13	6	1.43
(1,1888)	2:51:C:LEU:HD22	2:22:C:LEU:HD11	6	1.43
(1,1888)	2:51:C:LEU:HD22	2:22:C:LEU:HD12	6	1.43
(1,1888)	2:51:C:LEU:HD22	2:22:C:LEU:HD13	6	1.43
(1,1888)	2:51:C:LEU:HD23	2:22:C:LEU:HD11	6	1.43
(1,1888)	2:51:C:LEU:HD23	2:22:C:LEU:HD12	6	1.43
(1,1888)	2:51:C:LEU:HD23	2:22:C:LEU:HD13	6	1.43
(1,1846)	2:52:C:ASN:HB3	2:22:C:LEU:HD11	6	1.43
(1,1846)	2:52:C:ASN:HB3	2:22:C:LEU:HD12	6	1.43
(1,1846)	2:52:C:ASN:HB3	2:22:C:LEU:HD13	6	1.43
(1,1766)	2:44:C:LEU:HD21	2:47:C:GLU:HB2	1	1.43
(1,1766)	2:44:C:LEU:HD21	2:47:C:GLU:HB3	1	1.43
(1,1766)	2:44:C:LEU:HD22	2:47:C:GLU:HB2	1	1.43
(1,1766)	2:44:C:LEU:HD22	2:47:C:GLU:HB3	1	1.43
(1,1766)	2:44:C:LEU:HD23	2:47:C:GLU:HB2	1	1.43
(1,1766)	2:44:C:LEU:HD23	2:47:C:GLU:HB3	1	1.43
(1,1405)	2:17:B:VAL:HG11	2:45:B:LEU:HG	2	1.43
(1,1405)	2:17:B:VAL:HG12	2:45:B:LEU:HG	2	1.43
(1,1405)	2:17:B:VAL:HG13	2:45:B:LEU:HG	2	1.43
(1,1352)	2:51:B:LEU:HD21	2:22:B:LEU:HD11	5	1.43
(1,1352)	2:51:B:LEU:HD21	2:22:B:LEU:HD12	5	1.43
(1,1352)	2:51:B:LEU:HD21	2:22:B:LEU:HD13	5	1.43
(1,1352)	2:51:B:LEU:HD22	2:22:B:LEU:HD11	5	1.43
(1,1352)	2:51:B:LEU:HD22	2:22:B:LEU:HD12	5	1.43
(1,1352)	2:51:B:LEU:HD22	2:22:B:LEU:HD13	5	1.43
(1,1352)	2:51:B:LEU:HD23	2:22:B:LEU:HD11	5	1.43
(1,1352)	2:51:B:LEU:HD23	2:22:B:LEU:HD12	5	1.43
(1,1352)	2:51:B:LEU:HD23	2:22:B:LEU:HD13	5	1.43
(1,1345)	2:23:C:ASN:H	2:22:C:LEU:HD11	3	1.43
(1,1345)	2:23:C:ASN:H	2:22:C:LEU:HD12	3	1.43
(1,1345)	2:23:C:ASN:H	2:22:C:LEU:HD13	3	1.43
(1,269)	1:27:A:LEU:HD11	1:13:A:ALA:HA	6	1.43
(1,269)	1:27:A:LEU:HD12	1:13:A:ALA:HA	6	1.43
(1,269)	1:27:A:LEU:HD13	1:13:A:ALA:HA	6	1.43
(1,1921)	2:37:B:ASP:HB3	2:40:B:GLN:HG2	7	1.42
(1,1844)	2:19:C:LEU:HD11	2:22:C:LEU:HG	7	1.42
(1,1844)	2:19:C:LEU:HD12	2:22:C:LEU:HG	7	1.42

Continued on next page...

Continued from previous page...

Key	Atom-1	Atom-2	Model ID	Violation (Å)
(1,1844)	2:19:C:LEU:HD13	2:22:C:LEU:HG	7	1.42
(1,1888)	2:51:C:LEU:HD21	2:22:C:LEU:HD11	5	1.41
(1,1888)	2:51:C:LEU:HD21	2:22:C:LEU:HD12	5	1.41
(1,1888)	2:51:C:LEU:HD21	2:22:C:LEU:HD13	5	1.41
(1,1888)	2:51:C:LEU:HD22	2:22:C:LEU:HD11	5	1.41
(1,1888)	2:51:C:LEU:HD22	2:22:C:LEU:HD12	5	1.41
(1,1888)	2:51:C:LEU:HD22	2:22:C:LEU:HD13	5	1.41
(1,1888)	2:51:C:LEU:HD23	2:22:C:LEU:HD11	5	1.41
(1,1888)	2:51:C:LEU:HD23	2:22:C:LEU:HD12	5	1.41
(1,1888)	2:51:C:LEU:HD23	2:22:C:LEU:HD13	5	1.41
(1,1813)	1:26:A:ILE:HG13	2:14:C:GLY:HA3	5	1.41
(1,1766)	2:44:C:LEU:HD21	2:47:C:GLU:HB2	2	1.41
(1,1766)	2:44:C:LEU:HD21	2:47:C:GLU:HB3	2	1.41
(1,1766)	2:44:C:LEU:HD22	2:47:C:GLU:HB2	2	1.41
(1,1766)	2:44:C:LEU:HD22	2:47:C:GLU:HB3	2	1.41
(1,1766)	2:44:C:LEU:HD23	2:47:C:GLU:HB2	2	1.41
(1,1766)	2:44:C:LEU:HD23	2:47:C:GLU:HB3	2	1.41
(1,1598)	2:52:B:ASN:HA	2:22:B:LEU:HD11	5	1.41
(1,1598)	2:52:B:ASN:HA	2:22:B:LEU:HD12	5	1.41
(1,1598)	2:52:B:ASN:HA	2:22:B:LEU:HD13	5	1.41
(1,1545)	1:27:A:LEU:HD21	2:15:C:GLU:HG2	8	1.41
(1,1545)	1:27:A:LEU:HD22	2:15:C:GLU:HG2	8	1.41
(1,1545)	1:27:A:LEU:HD23	2:15:C:GLU:HG2	8	1.41
(1,1374)	2:51:C:LEU:HB3	2:22:C:LEU:HD11	1	1.41
(1,1374)	2:51:C:LEU:HB3	2:22:C:LEU:HD12	1	1.41
(1,1374)	2:51:C:LEU:HB3	2:22:C:LEU:HD13	1	1.41
(1,269)	1:27:A:LEU:HD11	1:13:A:ALA:HA	3	1.41
(1,269)	1:27:A:LEU:HD12	1:13:A:ALA:HA	3	1.41
(1,269)	1:27:A:LEU:HD13	1:13:A:ALA:HA	3	1.41
(1,1432)	1:24:A:GLY:HA3	2:19:C:LEU:HB2	2	1.4
(1,1345)	2:23:C:ASN:H	2:22:C:LEU:HD11	4	1.4
(1,1345)	2:23:C:ASN:H	2:22:C:LEU:HD12	4	1.4
(1,1345)	2:23:C:ASN:H	2:22:C:LEU:HD13	4	1.4
(1,1345)	2:23:C:ASN:H	2:22:C:LEU:HD11	7	1.4
(1,1345)	2:23:C:ASN:H	2:22:C:LEU:HD12	7	1.4
(1,1345)	2:23:C:ASN:H	2:22:C:LEU:HD13	7	1.4
(1,381)	1:27:A:LEU:HD11	1:11:A:ARG:HG2	1	1.4
(1,381)	1:27:A:LEU:HD12	1:11:A:ARG:HG2	1	1.4
(1,381)	1:27:A:LEU:HD13	1:11:A:ARG:HG2	1	1.4
(1,269)	1:27:A:LEU:HD11	1:13:A:ALA:HA	7	1.4
(1,269)	1:27:A:LEU:HD12	1:13:A:ALA:HA	7	1.4
(1,269)	1:27:A:LEU:HD13	1:13:A:ALA:HA	7	1.4

Continued on next page...

Continued from previous page...

Key	Atom-1	Atom-2	Model ID	Violation (Å)
(1,104)	1:27:A:LEU:HD11	1:12:A:LEU:H	8	1.4
(1,104)	1:27:A:LEU:HD12	1:12:A:LEU:H	8	1.4
(1,104)	1:27:A:LEU:HD13	1:12:A:LEU:H	8	1.4
(1,1862)	2:27:B:LEU:HD21	2:24:B:PRO:HA	9	1.39
(1,1862)	2:27:B:LEU:HD22	2:24:B:PRO:HA	9	1.39
(1,1862)	2:27:B:LEU:HD23	2:24:B:PRO:HA	9	1.39
(1,1843)	2:19:B:LEU:HD21	2:22:B:LEU:HG	1	1.39
(1,1843)	2:19:B:LEU:HD22	2:22:B:LEU:HG	1	1.39
(1,1843)	2:19:B:LEU:HD23	2:22:B:LEU:HG	1	1.39
(1,1813)	1:26:A:ILE:HG13	2:14:C:GLY:HA3	3	1.39
(1,1813)	1:26:A:ILE:HG13	2:14:C:GLY:HA3	7	1.39
(1,1436)	2:19:B:LEU:HD21	2:52:B:ASN:H	1	1.39
(1,1436)	2:19:B:LEU:HD22	2:52:B:ASN:H	1	1.39
(1,1436)	2:19:B:LEU:HD23	2:52:B:ASN:H	1	1.39
(1,1432)	1:24:A:GLY:HA3	2:19:C:LEU:HB2	1	1.39
(1,1037)	2:19:B:LEU:HD11	2:17:B:VAL:HG11	5	1.39
(1,1037)	2:19:B:LEU:HD11	2:17:B:VAL:HG12	5	1.39
(1,1037)	2:19:B:LEU:HD11	2:17:B:VAL:HG13	5	1.39
(1,1037)	2:19:B:LEU:HD12	2:17:B:VAL:HG11	5	1.39
(1,1037)	2:19:B:LEU:HD12	2:17:B:VAL:HG12	5	1.39
(1,1037)	2:19:B:LEU:HD12	2:17:B:VAL:HG13	5	1.39
(1,1037)	2:19:B:LEU:HD13	2:17:B:VAL:HG11	5	1.39
(1,1037)	2:19:B:LEU:HD13	2:17:B:VAL:HG12	5	1.39
(1,1037)	2:19:B:LEU:HD13	2:17:B:VAL:HG13	5	1.39
(1,1766)	2:44:C:LEU:HD21	2:47:C:GLU:HB2	3	1.38
(1,1766)	2:44:C:LEU:HD21	2:47:C:GLU:HB3	3	1.38
(1,1766)	2:44:C:LEU:HD22	2:47:C:GLU:HB2	3	1.38
(1,1766)	2:44:C:LEU:HD22	2:47:C:GLU:HB3	3	1.38
(1,1766)	2:44:C:LEU:HD23	2:47:C:GLU:HB2	3	1.38
(1,1766)	2:44:C:LEU:HD23	2:47:C:GLU:HB3	3	1.38
(1,269)	1:27:A:LEU:HD11	1:13:A:ALA:HA	2	1.38
(1,269)	1:27:A:LEU:HD12	1:13:A:ALA:HA	2	1.38
(1,269)	1:27:A:LEU:HD13	1:13:A:ALA:HA	2	1.38
(1,1846)	2:52:C:ASN:HB3	2:22:C:LEU:HD11	3	1.37
(1,1846)	2:52:C:ASN:HB3	2:22:C:LEU:HD12	3	1.37
(1,1846)	2:52:C:ASN:HB3	2:22:C:LEU:HD13	3	1.37
(1,1597)	2:52:C:ASN:HA	2:22:C:LEU:HD11	7	1.37
(1,1597)	2:52:C:ASN:HA	2:22:C:LEU:HD12	7	1.37
(1,1597)	2:52:C:ASN:HA	2:22:C:LEU:HD13	7	1.37
(1,1541)	1:23:A:PHE:HD1	2:27:C:LEU:HD11	3	1.37
(1,1541)	1:23:A:PHE:HD1	2:27:C:LEU:HD12	3	1.37
(1,1541)	1:23:A:PHE:HD1	2:27:C:LEU:HD13	3	1.37

Continued on next page...

Continued from previous page...

Key	Atom-1	Atom-2	Model ID	Violation (Å)
(1,1541)	1:23:A:PHE:HD2	2:27:C:LEU:HD11	3	1.37
(1,1541)	1:23:A:PHE:HD2	2:27:C:LEU:HD12	3	1.37
(1,1541)	1:23:A:PHE:HD2	2:27:C:LEU:HD13	3	1.37
(1,1346)	2:52:C:ASN:H	2:22:C:LEU:HD11	9	1.37
(1,1346)	2:52:C:ASN:H	2:22:C:LEU:HD12	9	1.37
(1,1346)	2:52:C:ASN:H	2:22:C:LEU:HD13	9	1.37
(1,381)	1:27:A:LEU:HD11	1:11:A:ARG:HG2	6	1.37
(1,381)	1:27:A:LEU:HD12	1:11:A:ARG:HG2	6	1.37
(1,381)	1:27:A:LEU:HD13	1:11:A:ARG:HG2	6	1.37
(1,1598)	2:52:B:ASN:HA	2:22:B:LEU:HD11	8	1.36
(1,1598)	2:52:B:ASN:HA	2:22:B:LEU:HD12	8	1.36
(1,1598)	2:52:B:ASN:HA	2:22:B:LEU:HD13	8	1.36
(1,1346)	2:52:C:ASN:H	2:22:C:LEU:HD11	2	1.36
(1,1346)	2:52:C:ASN:H	2:22:C:LEU:HD12	2	1.36
(1,1346)	2:52:C:ASN:H	2:22:C:LEU:HD13	2	1.36
(1,1813)	1:26:A:ILE:HG13	2:14:C:GLY:HA3	4	1.35
(1,1661)	2:35:B:HIS:HB2	2:36:B:ASP:HB2	8	1.35
(1,1661)	2:35:B:HIS:HB2	2:36:B:ASP:HB3	8	1.35
(1,1545)	1:27:A:LEU:HD21	2:15:C:GLU:HG2	6	1.35
(1,1545)	1:27:A:LEU:HD22	2:15:C:GLU:HG2	6	1.35
(1,1545)	1:27:A:LEU:HD23	2:15:C:GLU:HG2	6	1.35
(1,1346)	2:52:C:ASN:H	2:22:C:LEU:HD11	3	1.35
(1,1346)	2:52:C:ASN:H	2:22:C:LEU:HD12	3	1.35
(1,1346)	2:52:C:ASN:H	2:22:C:LEU:HD13	3	1.35
(1,1346)	2:52:C:ASN:H	2:22:C:LEU:HD11	8	1.35
(1,1346)	2:52:C:ASN:H	2:22:C:LEU:HD12	8	1.35
(1,1346)	2:52:C:ASN:H	2:22:C:LEU:HD13	8	1.35
(1,1862)	2:27:B:LEU:HD21	2:24:B:PRO:HA	1	1.34
(1,1862)	2:27:B:LEU:HD22	2:24:B:PRO:HA	1	1.34
(1,1862)	2:27:B:LEU:HD23	2:24:B:PRO:HA	1	1.34
(1,1661)	2:35:B:HIS:HB2	2:36:B:ASP:HB2	3	1.34
(1,1661)	2:35:B:HIS:HB2	2:36:B:ASP:HB3	3	1.34
(1,1344)	2:23:B:ASN:H	2:22:B:LEU:HD11	6	1.34
(1,1344)	2:23:B:ASN:H	2:22:B:LEU:HD12	6	1.34
(1,1344)	2:23:B:ASN:H	2:22:B:LEU:HD13	6	1.34
(1,276)	1:27:A:LEU:HD11	2:45:C:LEU:HG	1	1.34
(1,276)	1:27:A:LEU:HD12	2:45:C:LEU:HG	1	1.34
(1,276)	1:27:A:LEU:HD13	2:45:C:LEU:HG	1	1.34
(1,1872)	2:23:B:ASN:HD22	2:26:B:GLN:HG3	3	1.33
(1,1851)	2:51:C:LEU:HD11	2:22:C:LEU:HD11	3	1.33
(1,1851)	2:51:C:LEU:HD11	2:22:C:LEU:HD12	3	1.33
(1,1851)	2:51:C:LEU:HD11	2:22:C:LEU:HD13	3	1.33

Continued on next page...

Continued from previous page...

Key	Atom-1	Atom-2	Model ID	Violation (Å)
(1,1851)	2:51:C:LEU:HD12	2:22:C:LEU:HD11	3	1.33
(1,1851)	2:51:C:LEU:HD12	2:22:C:LEU:HD12	3	1.33
(1,1851)	2:51:C:LEU:HD12	2:22:C:LEU:HD13	3	1.33
(1,1851)	2:51:C:LEU:HD13	2:22:C:LEU:HD11	3	1.33
(1,1851)	2:51:C:LEU:HD13	2:22:C:LEU:HD12	3	1.33
(1,1851)	2:51:C:LEU:HD13	2:22:C:LEU:HD13	3	1.33
(1,1037)	2:19:B:LEU:HD11	2:17:B:VAL:HG11	4	1.33
(1,1037)	2:19:B:LEU:HD11	2:17:B:VAL:HG12	4	1.33
(1,1037)	2:19:B:LEU:HD11	2:17:B:VAL:HG13	4	1.33
(1,1037)	2:19:B:LEU:HD12	2:17:B:VAL:HG11	4	1.33
(1,1037)	2:19:B:LEU:HD12	2:17:B:VAL:HG12	4	1.33
(1,1037)	2:19:B:LEU:HD12	2:17:B:VAL:HG13	4	1.33
(1,1037)	2:19:B:LEU:HD13	2:17:B:VAL:HG11	4	1.33
(1,1037)	2:19:B:LEU:HD13	2:17:B:VAL:HG12	4	1.33
(1,1037)	2:19:B:LEU:HD13	2:17:B:VAL:HG13	4	1.33
(1,1844)	2:19:C:LEU:HD11	2:22:C:LEU:HG	3	1.32
(1,1844)	2:19:C:LEU:HD12	2:22:C:LEU:HG	3	1.32
(1,1844)	2:19:C:LEU:HD13	2:22:C:LEU:HG	3	1.32
(1,1813)	1:26:A:ILE:HG13	2:14:C:GLY:HA3	2	1.32
(1,269)	1:27:A:LEU:HD11	1:13:A:ALA:HA	10	1.32
(1,269)	1:27:A:LEU:HD12	1:13:A:ALA:HA	10	1.32
(1,269)	1:27:A:LEU:HD13	1:13:A:ALA:HA	10	1.32
(1,1843)	2:19:B:LEU:HD21	2:22:B:LEU:HG	10	1.31
(1,1843)	2:19:B:LEU:HD22	2:22:B:LEU:HG	10	1.31
(1,1843)	2:19:B:LEU:HD23	2:22:B:LEU:HG	10	1.31
(1,1597)	2:52:C:ASN:HA	2:22:C:LEU:HD11	5	1.31
(1,1597)	2:52:C:ASN:HA	2:22:C:LEU:HD12	5	1.31
(1,1597)	2:52:C:ASN:HA	2:22:C:LEU:HD13	5	1.31
(1,1346)	2:52:C:ASN:H	2:22:C:LEU:HD11	5	1.31
(1,1346)	2:52:C:ASN:H	2:22:C:LEU:HD12	5	1.31
(1,1346)	2:52:C:ASN:H	2:22:C:LEU:HD13	5	1.31
(1,1037)	2:19:B:LEU:HD11	2:17:B:VAL:HG11	9	1.31
(1,1037)	2:19:B:LEU:HD11	2:17:B:VAL:HG12	9	1.31
(1,1037)	2:19:B:LEU:HD11	2:17:B:VAL:HG13	9	1.31
(1,1037)	2:19:B:LEU:HD12	2:17:B:VAL:HG11	9	1.31
(1,1037)	2:19:B:LEU:HD12	2:17:B:VAL:HG12	9	1.31
(1,1037)	2:19:B:LEU:HD12	2:17:B:VAL:HG13	9	1.31
(1,1037)	2:19:B:LEU:HD13	2:17:B:VAL:HG11	9	1.31
(1,1037)	2:19:B:LEU:HD13	2:17:B:VAL:HG12	9	1.31
(1,1037)	2:19:B:LEU:HD13	2:17:B:VAL:HG13	9	1.31
(1,276)	1:27:A:LEU:HD11	2:45:C:LEU:HG	5	1.31
(1,276)	1:27:A:LEU:HD12	2:45:C:LEU:HG	5	1.31

Continued on next page...

Continued from previous page...

Key	Atom-1	Atom-2	Model ID	Violation (Å)
(1,276)	1:27:A:LEU:HD13	2:45:C:LEU:HG	5	1.31
(1,269)	1:27:A:LEU:HD11	1:13:A:ALA:HA	4	1.31
(1,269)	1:27:A:LEU:HD12	1:13:A:ALA:HA	4	1.31
(1,269)	1:27:A:LEU:HD13	1:13:A:ALA:HA	4	1.31
(1,1813)	1:26:A:ILE:HG13	2:14:C:GLY:HA3	10	1.3
(1,1661)	2:35:B:HIS:HB2	2:36:B:ASP:HB2	1	1.3
(1,1661)	2:35:B:HIS:HB2	2:36:B:ASP:HB3	1	1.3
(1,1661)	2:35:B:HIS:HB2	2:36:B:ASP:HB2	7	1.3
(1,1661)	2:35:B:HIS:HB2	2:36:B:ASP:HB3	7	1.3
(1,1598)	2:52:B:ASN:HA	2:22:B:LEU:HD11	4	1.3
(1,1598)	2:52:B:ASN:HA	2:22:B:LEU:HD12	4	1.3
(1,1598)	2:52:B:ASN:HA	2:22:B:LEU:HD13	4	1.3
(1,1405)	2:17:B:VAL:HG11	2:45:B:LEU:HG	10	1.3
(1,1405)	2:17:B:VAL:HG12	2:45:B:LEU:HG	10	1.3
(1,1405)	2:17:B:VAL:HG13	2:45:B:LEU:HG	10	1.3
(1,1888)	2:51:C:LEU:HD21	2:22:C:LEU:HD11	10	1.29
(1,1888)	2:51:C:LEU:HD21	2:22:C:LEU:HD12	10	1.29
(1,1888)	2:51:C:LEU:HD21	2:22:C:LEU:HD13	10	1.29
(1,1888)	2:51:C:LEU:HD22	2:22:C:LEU:HD11	10	1.29
(1,1888)	2:51:C:LEU:HD22	2:22:C:LEU:HD12	10	1.29
(1,1888)	2:51:C:LEU:HD22	2:22:C:LEU:HD13	10	1.29
(1,1888)	2:51:C:LEU:HD23	2:22:C:LEU:HD11	10	1.29
(1,1888)	2:51:C:LEU:HD23	2:22:C:LEU:HD12	10	1.29
(1,1888)	2:51:C:LEU:HD23	2:22:C:LEU:HD13	10	1.29
(1,1844)	2:19:C:LEU:HD11	2:22:C:LEU:HG	4	1.29
(1,1844)	2:19:C:LEU:HD12	2:22:C:LEU:HG	4	1.29
(1,1844)	2:19:C:LEU:HD13	2:22:C:LEU:HG	4	1.29
(1,1813)	1:26:A:ILE:HG13	2:14:C:GLY:HA3	8	1.29
(1,1661)	2:35:B:HIS:HB2	2:36:B:ASP:HB2	9	1.29
(1,1661)	2:35:B:HIS:HB2	2:36:B:ASP:HB3	9	1.29
(1,1661)	2:35:B:HIS:HB2	2:36:B:ASP:HB2	10	1.29
(1,1661)	2:35:B:HIS:HB2	2:36:B:ASP:HB3	10	1.29
(1,1405)	2:17:B:VAL:HG11	2:45:B:LEU:HG	4	1.29
(1,1405)	2:17:B:VAL:HG12	2:45:B:LEU:HG	4	1.29
(1,1405)	2:17:B:VAL:HG13	2:45:B:LEU:HG	4	1.29
(1,381)	1:27:A:LEU:HD11	1:11:A:ARG:HG2	4	1.29
(1,381)	1:27:A:LEU:HD12	1:11:A:ARG:HG2	4	1.29
(1,381)	1:27:A:LEU:HD13	1:11:A:ARG:HG2	4	1.29
(1,104)	1:27:A:LEU:HD11	1:12:A:LEU:H	5	1.29
(1,104)	1:27:A:LEU:HD12	1:12:A:LEU:H	5	1.29
(1,104)	1:27:A:LEU:HD13	1:12:A:LEU:H	5	1.29
(1,104)	1:27:A:LEU:HD11	1:12:A:LEU:H	7	1.29

Continued on next page...

Continued from previous page...

Key	Atom-1	Atom-2	Model ID	Violation (Å)
(1,104)	1:27:A:LEU:HD12	1:12:A:LEU:H	7	1.29
(1,104)	1:27:A:LEU:HD13	1:12:A:LEU:H	7	1.29
(1,1846)	2:52:C:ASN:HB3	2:22:C:LEU:HD11	4	1.28
(1,1846)	2:52:C:ASN:HB3	2:22:C:LEU:HD12	4	1.28
(1,1846)	2:52:C:ASN:HB3	2:22:C:LEU:HD13	4	1.28
(1,1846)	2:52:C:ASN:HB3	2:22:C:LEU:HD11	9	1.28
(1,1846)	2:52:C:ASN:HB3	2:22:C:LEU:HD12	9	1.28
(1,1846)	2:52:C:ASN:HB3	2:22:C:LEU:HD13	9	1.28
(1,1813)	1:26:A:ILE:HG13	2:14:C:GLY:HA3	9	1.28
(1,1661)	2:35:B:HIS:HB2	2:36:B:ASP:HB2	6	1.28
(1,1661)	2:35:B:HIS:HB2	2:36:B:ASP:HB3	6	1.28
(1,1545)	1:27:A:LEU:HD21	2:15:C:GLU:HG2	2	1.28
(1,1545)	1:27:A:LEU:HD22	2:15:C:GLU:HG2	2	1.28
(1,1545)	1:27:A:LEU:HD23	2:15:C:GLU:HG2	2	1.28
(1,1346)	2:52:C:ASN:H	2:22:C:LEU:HD11	1	1.28
(1,1346)	2:52:C:ASN:H	2:22:C:LEU:HD12	1	1.28
(1,1346)	2:52:C:ASN:H	2:22:C:LEU:HD13	1	1.28
(1,1346)	2:52:C:ASN:H	2:22:C:LEU:HD11	10	1.28
(1,1346)	2:52:C:ASN:H	2:22:C:LEU:HD12	10	1.28
(1,1346)	2:52:C:ASN:H	2:22:C:LEU:HD13	10	1.28
(1,1862)	2:27:B:LEU:HD21	2:24:B:PRO:HA	7	1.27
(1,1862)	2:27:B:LEU:HD22	2:24:B:PRO:HA	7	1.27
(1,1862)	2:27:B:LEU:HD23	2:24:B:PRO:HA	7	1.27
(1,1846)	2:52:C:ASN:HB3	2:22:C:LEU:HD11	2	1.27
(1,1846)	2:52:C:ASN:HB3	2:22:C:LEU:HD12	2	1.27
(1,1846)	2:52:C:ASN:HB3	2:22:C:LEU:HD13	2	1.27
(1,1436)	2:19:B:LEU:HD21	2:52:B:ASN:H	8	1.27
(1,1436)	2:19:B:LEU:HD22	2:52:B:ASN:H	8	1.27
(1,1436)	2:19:B:LEU:HD23	2:52:B:ASN:H	8	1.27
(1,1346)	2:52:C:ASN:H	2:22:C:LEU:HD11	4	1.27
(1,1346)	2:52:C:ASN:H	2:22:C:LEU:HD12	4	1.27
(1,1346)	2:52:C:ASN:H	2:22:C:LEU:HD13	4	1.27
(1,1346)	2:52:C:ASN:H	2:22:C:LEU:HD11	6	1.27
(1,1346)	2:52:C:ASN:H	2:22:C:LEU:HD12	6	1.27
(1,1346)	2:52:C:ASN:H	2:22:C:LEU:HD13	6	1.27
(1,1872)	2:23:B:ASN:HD22	2:26:B:GLN:HG3	6	1.26
(1,1846)	2:52:C:ASN:HB3	2:22:C:LEU:HD11	8	1.26
(1,1846)	2:52:C:ASN:HB3	2:22:C:LEU:HD12	8	1.26
(1,1846)	2:52:C:ASN:HB3	2:22:C:LEU:HD13	8	1.26
(1,1844)	2:19:C:LEU:HD11	2:22:C:LEU:HG	5	1.26
(1,1844)	2:19:C:LEU:HD12	2:22:C:LEU:HG	5	1.26
(1,1844)	2:19:C:LEU:HD13	2:22:C:LEU:HG	5	1.26

Continued on next page...

Continued from previous page...

Key	Atom-1	Atom-2	Model ID	Violation (Å)
(1,1843)	2:19:B:LEU:HD21	2:22:B:LEU:HG	7	1.26
(1,1843)	2:19:B:LEU:HD22	2:22:B:LEU:HG	7	1.26
(1,1843)	2:19:B:LEU:HD23	2:22:B:LEU:HG	7	1.26
(1,1605)	2:19:B:LEU:HD21	2:52:B:ASN:HB3	5	1.26
(1,1605)	2:19:B:LEU:HD22	2:52:B:ASN:HB3	5	1.26
(1,1605)	2:19:B:LEU:HD23	2:52:B:ASN:HB3	5	1.26
(1,1545)	1:27:A:LEU:HD21	2:15:C:GLU:HG2	7	1.26
(1,1545)	1:27:A:LEU:HD22	2:15:C:GLU:HG2	7	1.26
(1,1545)	1:27:A:LEU:HD23	2:15:C:GLU:HG2	7	1.26
(1,1438)	2:19:C:LEU:HD11	2:48:C:ALA:HB1	5	1.26
(1,1438)	2:19:C:LEU:HD11	2:48:C:ALA:HB2	5	1.26
(1,1438)	2:19:C:LEU:HD11	2:48:C:ALA:HB3	5	1.26
(1,1438)	2:19:C:LEU:HD12	2:48:C:ALA:HB1	5	1.26
(1,1438)	2:19:C:LEU:HD12	2:48:C:ALA:HB2	5	1.26
(1,1438)	2:19:C:LEU:HD12	2:48:C:ALA:HB3	5	1.26
(1,1438)	2:19:C:LEU:HD13	2:48:C:ALA:HB1	5	1.26
(1,1438)	2:19:C:LEU:HD13	2:48:C:ALA:HB2	5	1.26
(1,1438)	2:19:C:LEU:HD13	2:48:C:ALA:HB3	5	1.26
(1,1405)	2:17:B:VAL:HG11	2:45:B:LEU:HG	1	1.26
(1,1405)	2:17:B:VAL:HG12	2:45:B:LEU:HG	1	1.26
(1,1405)	2:17:B:VAL:HG13	2:45:B:LEU:HG	1	1.26
(1,269)	1:27:A:LEU:HD11	1:13:A:ALA:HA	5	1.26
(1,269)	1:27:A:LEU:HD12	1:13:A:ALA:HA	5	1.26
(1,269)	1:27:A:LEU:HD13	1:13:A:ALA:HA	5	1.26
(1,1844)	2:19:C:LEU:HD11	2:22:C:LEU:HG	6	1.25
(1,1844)	2:19:C:LEU:HD12	2:22:C:LEU:HG	6	1.25
(1,1844)	2:19:C:LEU:HD13	2:22:C:LEU:HG	6	1.25
(1,1844)	2:19:C:LEU:HD11	2:22:C:LEU:HG	9	1.25
(1,1844)	2:19:C:LEU:HD12	2:22:C:LEU:HG	9	1.25
(1,1844)	2:19:C:LEU:HD13	2:22:C:LEU:HG	9	1.25
(1,1344)	2:23:B:ASN:H	2:22:B:LEU:HD11	4	1.25
(1,1344)	2:23:B:ASN:H	2:22:B:LEU:HD12	4	1.25
(1,1344)	2:23:B:ASN:H	2:22:B:LEU:HD13	4	1.25
(1,1921)	2:37:B:ASP:HB3	2:40:B:GLN:HG2	9	1.24
(1,1862)	2:27:B:LEU:HD21	2:24:B:PRO:HA	5	1.24
(1,1862)	2:27:B:LEU:HD22	2:24:B:PRO:HA	5	1.24
(1,1862)	2:27:B:LEU:HD23	2:24:B:PRO:HA	5	1.24
(1,1813)	1:26:A:ILE:HG13	2:14:C:GLY:HA3	1	1.24
(1,1713)	2:44:C:LEU:HD11	2:40:C:GLN:HG2	10	1.24
(1,1713)	2:44:C:LEU:HD12	2:40:C:GLN:HG2	10	1.24
(1,1713)	2:44:C:LEU:HD13	2:40:C:GLN:HG2	10	1.24
(1,1661)	2:35:B:HIS:HB2	2:36:B:ASP:HB2	4	1.24

Continued on next page...

Continued from previous page...

Key	Atom-1	Atom-2	Model ID	Violation (Å)
(1,1661)	2:35:B:HIS:HB2	2:36:B:ASP:HB3	4	1.24
(1,1607)	2:52:B:ASN:HB3	2:22:B:LEU:HD11	5	1.24
(1,1607)	2:52:B:ASN:HB3	2:22:B:LEU:HD12	5	1.24
(1,1607)	2:52:B:ASN:HB3	2:22:B:LEU:HD13	5	1.24
(1,1352)	2:51:B:LEU:HD21	2:22:B:LEU:HD11	9	1.24
(1,1352)	2:51:B:LEU:HD21	2:22:B:LEU:HD12	9	1.24
(1,1352)	2:51:B:LEU:HD21	2:22:B:LEU:HD13	9	1.24
(1,1352)	2:51:B:LEU:HD22	2:22:B:LEU:HD11	9	1.24
(1,1352)	2:51:B:LEU:HD22	2:22:B:LEU:HD12	9	1.24
(1,1352)	2:51:B:LEU:HD22	2:22:B:LEU:HD13	9	1.24
(1,1352)	2:51:B:LEU:HD23	2:22:B:LEU:HD11	9	1.24
(1,1352)	2:51:B:LEU:HD23	2:22:B:LEU:HD12	9	1.24
(1,1352)	2:51:B:LEU:HD23	2:22:B:LEU:HD13	9	1.24
(1,1344)	2:23:B:ASN:H	2:22:B:LEU:HD11	2	1.24
(1,1344)	2:23:B:ASN:H	2:22:B:LEU:HD12	2	1.24
(1,1344)	2:23:B:ASN:H	2:22:B:LEU:HD13	2	1.24
(1,268)	1:27:A:LEU:HD21	2:45:C:LEU:HB3	2	1.24
(1,268)	1:27:A:LEU:HD22	2:45:C:LEU:HB3	2	1.24
(1,268)	1:27:A:LEU:HD23	2:45:C:LEU:HB3	2	1.24
(1,104)	1:27:A:LEU:HD11	1:12:A:LEU:H	10	1.24
(1,104)	1:27:A:LEU:HD12	1:12:A:LEU:H	10	1.24
(1,104)	1:27:A:LEU:HD13	1:12:A:LEU:H	10	1.24
(1,1873)	2:23:B:ASN:HD22	2:26:B:GLN:HG2	7	1.23
(1,1872)	2:23:B:ASN:HD22	2:26:B:GLN:HG3	4	1.23
(1,1862)	2:27:B:LEU:HD21	2:24:B:PRO:HA	3	1.23
(1,1862)	2:27:B:LEU:HD22	2:24:B:PRO:HA	3	1.23
(1,1862)	2:27:B:LEU:HD23	2:24:B:PRO:HA	3	1.23
(1,1843)	2:19:B:LEU:HD21	2:22:B:LEU:HG	4	1.23
(1,1843)	2:19:B:LEU:HD22	2:22:B:LEU:HG	4	1.23
(1,1843)	2:19:B:LEU:HD23	2:22:B:LEU:HG	4	1.23
(1,1405)	2:17:B:VAL:HG11	2:45:B:LEU:HG	9	1.23
(1,1405)	2:17:B:VAL:HG12	2:45:B:LEU:HG	9	1.23
(1,1405)	2:17:B:VAL:HG13	2:45:B:LEU:HG	9	1.23
(1,1929)	2:44:C:LEU:HD21	2:47:C:GLU:HB2	10	1.22
(1,1929)	2:44:C:LEU:HD21	2:47:C:GLU:HB3	10	1.22
(1,1929)	2:44:C:LEU:HD22	2:47:C:GLU:HB2	10	1.22
(1,1929)	2:44:C:LEU:HD22	2:47:C:GLU:HB3	10	1.22
(1,1929)	2:44:C:LEU:HD23	2:47:C:GLU:HB2	10	1.22
(1,1929)	2:44:C:LEU:HD23	2:47:C:GLU:HB3	10	1.22
(1,1921)	2:37:B:ASP:HB3	2:40:B:GLN:HG2	3	1.22
(1,1844)	2:19:C:LEU:HD11	2:22:C:LEU:HG	2	1.22
(1,1844)	2:19:C:LEU:HD12	2:22:C:LEU:HG	2	1.22

Continued on next page...

Continued from previous page...

Key	Atom-1	Atom-2	Model ID	Violation (Å)
(1,1844)	2:19:C:LEU:HD13	2:22:C:LEU:HG	2	1.22
(1,1405)	2:17:B:VAL:HG11	2:45:B:LEU:HG	8	1.22
(1,1405)	2:17:B:VAL:HG12	2:45:B:LEU:HG	8	1.22
(1,1405)	2:17:B:VAL:HG13	2:45:B:LEU:HG	8	1.22
(1,269)	1:27:A:LEU:HD11	1:13:A:ALA:HA	8	1.22
(1,269)	1:27:A:LEU:HD12	1:13:A:ALA:HA	8	1.22
(1,269)	1:27:A:LEU:HD13	1:13:A:ALA:HA	8	1.22
(1,1862)	2:27:B:LEU:HD21	2:24:B:PRO:HA	10	1.21
(1,1862)	2:27:B:LEU:HD22	2:24:B:PRO:HA	10	1.21
(1,1862)	2:27:B:LEU:HD23	2:24:B:PRO:HA	10	1.21
(1,1405)	2:17:B:VAL:HG11	2:45:B:LEU:HG	3	1.21
(1,1405)	2:17:B:VAL:HG12	2:45:B:LEU:HG	3	1.21
(1,1405)	2:17:B:VAL:HG13	2:45:B:LEU:HG	3	1.21
(1,1344)	2:23:B:ASN:H	2:22:B:LEU:HD11	7	1.21
(1,1344)	2:23:B:ASN:H	2:22:B:LEU:HD12	7	1.21
(1,1344)	2:23:B:ASN:H	2:22:B:LEU:HD13	7	1.21
(1,1929)	2:44:C:LEU:HD21	2:47:C:GLU:HB2	5	1.2
(1,1929)	2:44:C:LEU:HD21	2:47:C:GLU:HB3	5	1.2
(1,1929)	2:44:C:LEU:HD22	2:47:C:GLU:HB2	5	1.2
(1,1929)	2:44:C:LEU:HD22	2:47:C:GLU:HB3	5	1.2
(1,1929)	2:44:C:LEU:HD23	2:47:C:GLU:HB2	5	1.2
(1,1929)	2:44:C:LEU:HD23	2:47:C:GLU:HB3	5	1.2
(1,1844)	2:19:C:LEU:HD11	2:22:C:LEU:HG	1	1.2
(1,1844)	2:19:C:LEU:HD12	2:22:C:LEU:HG	1	1.2
(1,1844)	2:19:C:LEU:HD13	2:22:C:LEU:HG	1	1.2
(1,1844)	2:19:C:LEU:HD11	2:22:C:LEU:HG	8	1.2
(1,1844)	2:19:C:LEU:HD12	2:22:C:LEU:HG	8	1.2
(1,1844)	2:19:C:LEU:HD13	2:22:C:LEU:HG	8	1.2
(1,1843)	2:19:B:LEU:HD21	2:22:B:LEU:HG	3	1.2
(1,1843)	2:19:B:LEU:HD22	2:22:B:LEU:HG	3	1.2
(1,1843)	2:19:B:LEU:HD23	2:22:B:LEU:HG	3	1.2
(1,1713)	2:44:C:LEU:HD11	2:40:C:GLN:HG2	2	1.2
(1,1713)	2:44:C:LEU:HD12	2:40:C:GLN:HG2	2	1.2
(1,1713)	2:44:C:LEU:HD13	2:40:C:GLN:HG2	2	1.2
(1,1605)	2:19:B:LEU:HD21	2:52:B:ASN:HB3	3	1.2
(1,1605)	2:19:B:LEU:HD22	2:52:B:ASN:HB3	3	1.2
(1,1605)	2:19:B:LEU:HD23	2:52:B:ASN:HB3	3	1.2
(1,1432)	1:24:A:GLY:HA3	2:19:C:LEU:HB2	3	1.2
(1,1432)	1:24:A:GLY:HA3	2:19:C:LEU:HB2	7	1.2
(1,1352)	2:51:B:LEU:HD21	2:22:B:LEU:HD11	3	1.2
(1,1352)	2:51:B:LEU:HD21	2:22:B:LEU:HD12	3	1.2
(1,1352)	2:51:B:LEU:HD21	2:22:B:LEU:HD13	3	1.2

Continued on next page...

Continued from previous page...

Key	Atom-1	Atom-2	Model ID	Violation (Å)
(1,1352)	2:51:B:LEU:HD22	2:22:B:LEU:HD11	3	1.2
(1,1352)	2:51:B:LEU:HD22	2:22:B:LEU:HD12	3	1.2
(1,1352)	2:51:B:LEU:HD22	2:22:B:LEU:HD13	3	1.2
(1,1352)	2:51:B:LEU:HD23	2:22:B:LEU:HD11	3	1.2
(1,1352)	2:51:B:LEU:HD23	2:22:B:LEU:HD12	3	1.2
(1,1352)	2:51:B:LEU:HD23	2:22:B:LEU:HD13	3	1.2
(1,269)	1:27:A:LEU:HD11	1:13:A:ALA:HA	9	1.2
(1,269)	1:27:A:LEU:HD12	1:13:A:ALA:HA	9	1.2
(1,269)	1:27:A:LEU:HD13	1:13:A:ALA:HA	9	1.2
(1,1929)	2:44:C:LEU:HD21	2:47:C:GLU:HB2	6	1.19
(1,1929)	2:44:C:LEU:HD21	2:47:C:GLU:HB3	6	1.19
(1,1929)	2:44:C:LEU:HD22	2:47:C:GLU:HB2	6	1.19
(1,1929)	2:44:C:LEU:HD22	2:47:C:GLU:HB3	6	1.19
(1,1929)	2:44:C:LEU:HD23	2:47:C:GLU:HB2	6	1.19
(1,1929)	2:44:C:LEU:HD23	2:47:C:GLU:HB3	6	1.19
(1,1851)	2:51:C:LEU:HD11	2:22:C:LEU:HD11	1	1.19
(1,1851)	2:51:C:LEU:HD11	2:22:C:LEU:HD12	1	1.19
(1,1851)	2:51:C:LEU:HD11	2:22:C:LEU:HD13	1	1.19
(1,1851)	2:51:C:LEU:HD12	2:22:C:LEU:HD11	1	1.19
(1,1851)	2:51:C:LEU:HD12	2:22:C:LEU:HD12	1	1.19
(1,1851)	2:51:C:LEU:HD12	2:22:C:LEU:HD13	1	1.19
(1,1851)	2:51:C:LEU:HD13	2:22:C:LEU:HD11	1	1.19
(1,1851)	2:51:C:LEU:HD13	2:22:C:LEU:HD12	1	1.19
(1,1851)	2:51:C:LEU:HD13	2:22:C:LEU:HD13	1	1.19
(1,1598)	2:52:B:ASN:HA	2:22:B:LEU:HD11	10	1.19
(1,1598)	2:52:B:ASN:HA	2:22:B:LEU:HD12	10	1.19
(1,1598)	2:52:B:ASN:HA	2:22:B:LEU:HD13	10	1.19
(1,1545)	1:27:A:LEU:HD21	2:15:C:GLU:HG2	9	1.19
(1,1545)	1:27:A:LEU:HD22	2:15:C:GLU:HG2	9	1.19
(1,1545)	1:27:A:LEU:HD23	2:15:C:GLU:HG2	9	1.19
(1,1438)	2:19:C:LEU:HD11	2:48:C:ALA:HB1	9	1.19
(1,1438)	2:19:C:LEU:HD11	2:48:C:ALA:HB2	9	1.19
(1,1438)	2:19:C:LEU:HD11	2:48:C:ALA:HB3	9	1.19
(1,1438)	2:19:C:LEU:HD12	2:48:C:ALA:HB1	9	1.19
(1,1438)	2:19:C:LEU:HD12	2:48:C:ALA:HB2	9	1.19
(1,1438)	2:19:C:LEU:HD12	2:48:C:ALA:HB3	9	1.19
(1,1438)	2:19:C:LEU:HD13	2:48:C:ALA:HB1	9	1.19
(1,1438)	2:19:C:LEU:HD13	2:48:C:ALA:HB2	9	1.19
(1,1438)	2:19:C:LEU:HD13	2:48:C:ALA:HB3	9	1.19
(1,1405)	2:17:B:VAL:HG11	2:45:B:LEU:HG	6	1.19
(1,1405)	2:17:B:VAL:HG12	2:45:B:LEU:HG	6	1.19
(1,1405)	2:17:B:VAL:HG13	2:45:B:LEU:HG	6	1.19

Continued on next page...

Continued from previous page...

Key	Atom-1	Atom-2	Model ID	Violation (Å)
(1,1149)	2:35:B:HIS:HB3	2:34:B:ILE:HB	7	1.19
(1,104)	1:27:A:LEU:HD11	1:12:A:LEU:H	1	1.19
(1,104)	1:27:A:LEU:HD12	1:12:A:LEU:H	1	1.19
(1,104)	1:27:A:LEU:HD13	1:12:A:LEU:H	1	1.19
(1,1347)	2:52:B:ASN:H	2:22:B:LEU:HD11	2	1.18
(1,1347)	2:52:B:ASN:H	2:22:B:LEU:HD12	2	1.18
(1,1347)	2:52:B:ASN:H	2:22:B:LEU:HD13	2	1.18
(1,1346)	2:52:C:ASN:H	2:22:C:LEU:HD11	7	1.18
(1,1346)	2:52:C:ASN:H	2:22:C:LEU:HD12	7	1.18
(1,1346)	2:52:C:ASN:H	2:22:C:LEU:HD13	7	1.18
(1,1931)	2:19:B:LEU:HD21	2:48:B:ALA:HA	3	1.17
(1,1931)	2:19:B:LEU:HD22	2:48:B:ALA:HA	3	1.17
(1,1931)	2:19:B:LEU:HD23	2:48:B:ALA:HA	3	1.17
(1,1326)	2:49:B:LYS:HD3	2:17:B:VAL:HG21	5	1.17
(1,1326)	2:49:B:LYS:HD3	2:17:B:VAL:HG22	5	1.17
(1,1326)	2:49:B:LYS:HD3	2:17:B:VAL:HG23	5	1.17
(1,953)	2:31:B:ILE:HG21	2:24:C:PRO:HB2	9	1.17
(1,953)	2:31:B:ILE:HG22	2:24:C:PRO:HB2	9	1.17
(1,953)	2:31:B:ILE:HG23	2:24:C:PRO:HB2	9	1.17
(1,268)	1:27:A:LEU:HD21	2:45:C:LEU:HB3	3	1.17
(1,268)	1:27:A:LEU:HD22	2:45:C:LEU:HB3	3	1.17
(1,268)	1:27:A:LEU:HD23	2:45:C:LEU:HB3	3	1.17
(1,268)	1:27:A:LEU:HD21	2:45:C:LEU:HB3	4	1.17
(1,268)	1:27:A:LEU:HD22	2:45:C:LEU:HB3	4	1.17
(1,268)	1:27:A:LEU:HD23	2:45:C:LEU:HB3	4	1.17
(1,104)	1:27:A:LEU:HD11	1:12:A:LEU:H	3	1.17
(1,104)	1:27:A:LEU:HD12	1:12:A:LEU:H	3	1.17
(1,104)	1:27:A:LEU:HD13	1:12:A:LEU:H	3	1.17
(1,1606)	2:19:B:LEU:HD21	2:52:B:ASN:HB2	3	1.16
(1,1606)	2:19:B:LEU:HD22	2:52:B:ASN:HB2	3	1.16
(1,1606)	2:19:B:LEU:HD23	2:52:B:ASN:HB2	3	1.16
(1,1556)	2:17:C:VAL:HG11	2:19:C:LEU:HD21	7	1.16
(1,1556)	2:17:C:VAL:HG11	2:19:C:LEU:HD22	7	1.16
(1,1556)	2:17:C:VAL:HG11	2:19:C:LEU:HD23	7	1.16
(1,1556)	2:17:C:VAL:HG12	2:19:C:LEU:HD21	7	1.16
(1,1556)	2:17:C:VAL:HG12	2:19:C:LEU:HD22	7	1.16
(1,1556)	2:17:C:VAL:HG12	2:19:C:LEU:HD23	7	1.16
(1,1556)	2:17:C:VAL:HG13	2:19:C:LEU:HD21	7	1.16
(1,1556)	2:17:C:VAL:HG13	2:19:C:LEU:HD22	7	1.16
(1,1556)	2:17:C:VAL:HG13	2:19:C:LEU:HD23	7	1.16
(1,1347)	2:52:B:ASN:H	2:22:B:LEU:HD11	7	1.16
(1,1347)	2:52:B:ASN:H	2:22:B:LEU:HD12	7	1.16

Continued on next page...

Continued from previous page...

Key	Atom-1	Atom-2	Model ID	Violation (Å)
(1,1347)	2:52:B:ASN:H	2:22:B:LEU:HD13	7	1.16
(1,171)	1:25:A:ALA:HB1	2:19:C:LEU:HD21	7	1.16
(1,171)	1:25:A:ALA:HB1	2:19:C:LEU:HD22	7	1.16
(1,171)	1:25:A:ALA:HB1	2:19:C:LEU:HD23	7	1.16
(1,171)	1:25:A:ALA:HB2	2:19:C:LEU:HD21	7	1.16
(1,171)	1:25:A:ALA:HB2	2:19:C:LEU:HD22	7	1.16
(1,171)	1:25:A:ALA:HB2	2:19:C:LEU:HD23	7	1.16
(1,171)	1:25:A:ALA:HB3	2:19:C:LEU:HD21	7	1.16
(1,171)	1:25:A:ALA:HB3	2:19:C:LEU:HD22	7	1.16
(1,171)	1:25:A:ALA:HB3	2:19:C:LEU:HD23	7	1.16
(1,1843)	2:19:B:LEU:HD21	2:22:B:LEU:HG	6	1.15
(1,1843)	2:19:B:LEU:HD22	2:22:B:LEU:HG	6	1.15
(1,1843)	2:19:B:LEU:HD23	2:22:B:LEU:HG	6	1.15
(1,1405)	2:17:B:VAL:HG11	2:45:B:LEU:HG	7	1.15
(1,1405)	2:17:B:VAL:HG12	2:45:B:LEU:HG	7	1.15
(1,1405)	2:17:B:VAL:HG13	2:45:B:LEU:HG	7	1.15
(1,1149)	2:35:B:HIS:HB3	2:34:B:ILE:HB	9	1.15
(1,1107)	2:31:C:ILE:HA	2:27:C:LEU:HD21	2	1.15
(1,1107)	2:31:C:ILE:HA	2:27:C:LEU:HD22	2	1.15
(1,1107)	2:31:C:ILE:HA	2:27:C:LEU:HD23	2	1.15
(1,1843)	2:19:B:LEU:HD21	2:22:B:LEU:HG	9	1.14
(1,1843)	2:19:B:LEU:HD22	2:22:B:LEU:HG	9	1.14
(1,1843)	2:19:B:LEU:HD23	2:22:B:LEU:HG	9	1.14
(1,1558)	2:19:C:LEU:HD11	2:22:C:LEU:HD11	5	1.14
(1,1558)	2:19:C:LEU:HD11	2:22:C:LEU:HD12	5	1.14
(1,1558)	2:19:C:LEU:HD11	2:22:C:LEU:HD13	5	1.14
(1,1558)	2:19:C:LEU:HD12	2:22:C:LEU:HD11	5	1.14
(1,1558)	2:19:C:LEU:HD12	2:22:C:LEU:HD12	5	1.14
(1,1558)	2:19:C:LEU:HD12	2:22:C:LEU:HD13	5	1.14
(1,1558)	2:19:C:LEU:HD13	2:22:C:LEU:HD11	5	1.14
(1,1558)	2:19:C:LEU:HD13	2:22:C:LEU:HD12	5	1.14
(1,1558)	2:19:C:LEU:HD13	2:22:C:LEU:HD13	5	1.14
(1,1556)	2:17:C:VAL:HG11	2:19:C:LEU:HD21	4	1.14
(1,1556)	2:17:C:VAL:HG11	2:19:C:LEU:HD22	4	1.14
(1,1556)	2:17:C:VAL:HG11	2:19:C:LEU:HD23	4	1.14
(1,1556)	2:17:C:VAL:HG12	2:19:C:LEU:HD21	4	1.14
(1,1556)	2:17:C:VAL:HG12	2:19:C:LEU:HD22	4	1.14
(1,1556)	2:17:C:VAL:HG12	2:19:C:LEU:HD23	4	1.14
(1,1556)	2:17:C:VAL:HG13	2:19:C:LEU:HD21	4	1.14
(1,1556)	2:17:C:VAL:HG13	2:19:C:LEU:HD22	4	1.14
(1,1556)	2:17:C:VAL:HG13	2:19:C:LEU:HD23	4	1.14
(1,248)	1:27:A:LEU:HD11	1:13:A:ALA:HB1	2	1.14

Continued on next page...

Continued from previous page...

Key	Atom-1	Atom-2	Model ID	Violation (Å)
(1,248)	1:27:A:LEU:HD11	1:13:A:ALA:HB2	2	1.14
(1,248)	1:27:A:LEU:HD11	1:13:A:ALA:HB3	2	1.14
(1,248)	1:27:A:LEU:HD12	1:13:A:ALA:HB1	2	1.14
(1,248)	1:27:A:LEU:HD12	1:13:A:ALA:HB2	2	1.14
(1,248)	1:27:A:LEU:HD12	1:13:A:ALA:HB3	2	1.14
(1,248)	1:27:A:LEU:HD13	1:13:A:ALA:HB1	2	1.14
(1,248)	1:27:A:LEU:HD13	1:13:A:ALA:HB2	2	1.14
(1,248)	1:27:A:LEU:HD13	1:13:A:ALA:HB3	2	1.14
(1,1436)	2:19:B:LEU:HD21	2:52:B:ASN:H	10	1.13
(1,1436)	2:19:B:LEU:HD22	2:52:B:ASN:H	10	1.13
(1,1436)	2:19:B:LEU:HD23	2:52:B:ASN:H	10	1.13
(1,1352)	2:51:B:LEU:HD21	2:22:B:LEU:HD11	7	1.13
(1,1352)	2:51:B:LEU:HD21	2:22:B:LEU:HD12	7	1.13
(1,1352)	2:51:B:LEU:HD21	2:22:B:LEU:HD13	7	1.13
(1,1352)	2:51:B:LEU:HD22	2:22:B:LEU:HD11	7	1.13
(1,1352)	2:51:B:LEU:HD22	2:22:B:LEU:HD12	7	1.13
(1,1352)	2:51:B:LEU:HD22	2:22:B:LEU:HD13	7	1.13
(1,1352)	2:51:B:LEU:HD23	2:22:B:LEU:HD11	7	1.13
(1,1352)	2:51:B:LEU:HD23	2:22:B:LEU:HD12	7	1.13
(1,1352)	2:51:B:LEU:HD23	2:22:B:LEU:HD13	7	1.13
(1,829)	2:40:C:GLN:H	2:44:C:LEU:HD11	10	1.13
(1,829)	2:40:C:GLN:H	2:44:C:LEU:HD12	10	1.13
(1,829)	2:40:C:GLN:H	2:44:C:LEU:HD13	10	1.13
(1,1851)	2:51:C:LEU:HD11	2:22:C:LEU:HD11	4	1.12
(1,1851)	2:51:C:LEU:HD11	2:22:C:LEU:HD12	4	1.12
(1,1851)	2:51:C:LEU:HD11	2:22:C:LEU:HD13	4	1.12
(1,1851)	2:51:C:LEU:HD12	2:22:C:LEU:HD11	4	1.12
(1,1851)	2:51:C:LEU:HD12	2:22:C:LEU:HD12	4	1.12
(1,1851)	2:51:C:LEU:HD12	2:22:C:LEU:HD13	4	1.12
(1,1851)	2:51:C:LEU:HD13	2:22:C:LEU:HD11	4	1.12
(1,1851)	2:51:C:LEU:HD13	2:22:C:LEU:HD12	4	1.12
(1,1851)	2:51:C:LEU:HD13	2:22:C:LEU:HD13	4	1.12
(1,1846)	2:52:C:ASN:HB3	2:22:C:LEU:HD11	7	1.12
(1,1846)	2:52:C:ASN:HB3	2:22:C:LEU:HD12	7	1.12
(1,1846)	2:52:C:ASN:HB3	2:22:C:LEU:HD13	7	1.12
(1,1845)	2:52:B:ASN:HB3	2:22:B:LEU:HD11	4	1.12
(1,1845)	2:52:B:ASN:HB3	2:22:B:LEU:HD12	4	1.12
(1,1845)	2:52:B:ASN:HB3	2:22:B:LEU:HD13	4	1.12
(1,1843)	2:19:B:LEU:HD21	2:22:B:LEU:HG	2	1.12
(1,1843)	2:19:B:LEU:HD22	2:22:B:LEU:HG	2	1.12
(1,1843)	2:19:B:LEU:HD23	2:22:B:LEU:HG	2	1.12
(1,1713)	2:44:C:LEU:HD11	2:40:C:GLN:HG2	3	1.12

Continued on next page...

Continued from previous page...

Key	Atom-1	Atom-2	Model ID	Violation (Å)
(1,1713)	2:44:C:LEU:HD12	2:40:C:GLN:HG2	3	1.12
(1,1713)	2:44:C:LEU:HD13	2:40:C:GLN:HG2	3	1.12
(1,1552)	2:17:B:VAL:HG21	2:15:B:GLU:HG2	3	1.12
(1,1552)	2:17:B:VAL:HG22	2:15:B:GLU:HG2	3	1.12
(1,1552)	2:17:B:VAL:HG23	2:15:B:GLU:HG2	3	1.12
(1,1347)	2:52:B:ASN:H	2:22:B:LEU:HD11	3	1.12
(1,1347)	2:52:B:ASN:H	2:22:B:LEU:HD12	3	1.12
(1,1347)	2:52:B:ASN:H	2:22:B:LEU:HD13	3	1.12
(1,1344)	2:23:B:ASN:H	2:22:B:LEU:HD11	3	1.12
(1,1344)	2:23:B:ASN:H	2:22:B:LEU:HD12	3	1.12
(1,1344)	2:23:B:ASN:H	2:22:B:LEU:HD13	3	1.12
(1,829)	2:40:C:GLN:H	2:44:C:LEU:HD11	2	1.12
(1,829)	2:40:C:GLN:H	2:44:C:LEU:HD12	2	1.12
(1,829)	2:40:C:GLN:H	2:44:C:LEU:HD13	2	1.12
(1,268)	1:27:A:LEU:HD21	2:45:C:LEU:HB3	10	1.12
(1,268)	1:27:A:LEU:HD22	2:45:C:LEU:HB3	10	1.12
(1,268)	1:27:A:LEU:HD23	2:45:C:LEU:HB3	10	1.12
(1,171)	1:25:A:ALA:HB1	2:19:C:LEU:HD21	2	1.12
(1,171)	1:25:A:ALA:HB1	2:19:C:LEU:HD22	2	1.12
(1,171)	1:25:A:ALA:HB1	2:19:C:LEU:HD23	2	1.12
(1,171)	1:25:A:ALA:HB2	2:19:C:LEU:HD21	2	1.12
(1,171)	1:25:A:ALA:HB2	2:19:C:LEU:HD22	2	1.12
(1,171)	1:25:A:ALA:HB2	2:19:C:LEU:HD23	2	1.12
(1,171)	1:25:A:ALA:HB3	2:19:C:LEU:HD21	2	1.12
(1,171)	1:25:A:ALA:HB3	2:19:C:LEU:HD22	2	1.12
(1,171)	1:25:A:ALA:HB3	2:19:C:LEU:HD23	2	1.12
(1,171)	1:25:A:ALA:HB1	2:19:C:LEU:HD21	6	1.12
(1,171)	1:25:A:ALA:HB1	2:19:C:LEU:HD22	6	1.12
(1,171)	1:25:A:ALA:HB1	2:19:C:LEU:HD23	6	1.12
(1,171)	1:25:A:ALA:HB2	2:19:C:LEU:HD21	6	1.12
(1,171)	1:25:A:ALA:HB2	2:19:C:LEU:HD22	6	1.12
(1,171)	1:25:A:ALA:HB2	2:19:C:LEU:HD23	6	1.12
(1,171)	1:25:A:ALA:HB3	2:19:C:LEU:HD21	6	1.12
(1,171)	1:25:A:ALA:HB3	2:19:C:LEU:HD22	6	1.12
(1,171)	1:25:A:ALA:HB3	2:19:C:LEU:HD23	6	1.12
(1,1873)	2:23:B:ASN:HD22	2:26:B:GLN:HG2	5	1.11
(1,1352)	2:51:B:LEU:HD21	2:22:B:LEU:HD11	6	1.11
(1,1352)	2:51:B:LEU:HD21	2:22:B:LEU:HD12	6	1.11
(1,1352)	2:51:B:LEU:HD21	2:22:B:LEU:HD13	6	1.11
(1,1352)	2:51:B:LEU:HD22	2:22:B:LEU:HD11	6	1.11
(1,1352)	2:51:B:LEU:HD22	2:22:B:LEU:HD12	6	1.11
(1,1352)	2:51:B:LEU:HD22	2:22:B:LEU:HD13	6	1.11

Continued on next page...

Continued from previous page...

Key	Atom-1	Atom-2	Model ID	Violation (Å)
(1,1352)	2:51:B:LEU:HD23	2:22:B:LEU:HD11	6	1.11
(1,1352)	2:51:B:LEU:HD23	2:22:B:LEU:HD12	6	1.11
(1,1352)	2:51:B:LEU:HD23	2:22:B:LEU:HD13	6	1.11
(1,1347)	2:52:B:ASN:H	2:22:B:LEU:HD11	6	1.11
(1,1347)	2:52:B:ASN:H	2:22:B:LEU:HD12	6	1.11
(1,1347)	2:52:B:ASN:H	2:22:B:LEU:HD13	6	1.11
(1,1347)	2:52:B:ASN:H	2:22:B:LEU:HD11	9	1.11
(1,1347)	2:52:B:ASN:H	2:22:B:LEU:HD12	9	1.11
(1,1347)	2:52:B:ASN:H	2:22:B:LEU:HD13	9	1.11
(1,953)	2:31:B:ILE:HG21	2:24:C:PRO:HB2	5	1.11
(1,953)	2:31:B:ILE:HG22	2:24:C:PRO:HB2	5	1.11
(1,953)	2:31:B:ILE:HG23	2:24:C:PRO:HB2	5	1.11
(1,953)	2:31:B:ILE:HG21	2:24:C:PRO:HB2	6	1.11
(1,953)	2:31:B:ILE:HG22	2:24:C:PRO:HB2	6	1.11
(1,953)	2:31:B:ILE:HG23	2:24:C:PRO:HB2	6	1.11
(1,372)	1:11:A:ARG:HG2	1:12:A:LEU:H	3	1.11
(1,171)	1:25:A:ALA:HB1	2:19:C:LEU:HD21	3	1.11
(1,171)	1:25:A:ALA:HB1	2:19:C:LEU:HD22	3	1.11
(1,171)	1:25:A:ALA:HB1	2:19:C:LEU:HD23	3	1.11
(1,171)	1:25:A:ALA:HB2	2:19:C:LEU:HD21	3	1.11
(1,171)	1:25:A:ALA:HB2	2:19:C:LEU:HD22	3	1.11
(1,171)	1:25:A:ALA:HB2	2:19:C:LEU:HD23	3	1.11
(1,171)	1:25:A:ALA:HB3	2:19:C:LEU:HD21	3	1.11
(1,171)	1:25:A:ALA:HB3	2:19:C:LEU:HD22	3	1.11
(1,171)	1:25:A:ALA:HB3	2:19:C:LEU:HD23	3	1.11
(1,1931)	2:19:B:LEU:HD21	2:48:B:ALA:HA	6	1.1
(1,1931)	2:19:B:LEU:HD22	2:48:B:ALA:HA	6	1.1
(1,1931)	2:19:B:LEU:HD23	2:48:B:ALA:HA	6	1.1
(1,1778)	2:46:B:ALA:HB1	2:47:B:GLU:HG2	4	1.1
(1,1778)	2:46:B:ALA:HB2	2:47:B:GLU:HG2	4	1.1
(1,1778)	2:46:B:ALA:HB3	2:47:B:GLU:HG2	4	1.1
(1,1432)	1:24:A:GLY:HA3	2:19:C:LEU:HB2	5	1.1
(1,1149)	2:35:B:HIS:HB3	2:34:B:ILE:HB	3	1.1
(1,953)	2:31:B:ILE:HG21	2:24:C:PRO:HB2	10	1.1
(1,953)	2:31:B:ILE:HG22	2:24:C:PRO:HB2	10	1.1
(1,953)	2:31:B:ILE:HG23	2:24:C:PRO:HB2	10	1.1
(1,1929)	2:44:C:LEU:HD21	2:47:C:GLU:HB2	4	1.09
(1,1929)	2:44:C:LEU:HD21	2:47:C:GLU:HB3	4	1.09
(1,1929)	2:44:C:LEU:HD22	2:47:C:GLU:HB2	4	1.09
(1,1929)	2:44:C:LEU:HD22	2:47:C:GLU:HB3	4	1.09
(1,1929)	2:44:C:LEU:HD23	2:47:C:GLU:HB2	4	1.09
(1,1929)	2:44:C:LEU:HD23	2:47:C:GLU:HB3	4	1.09

Continued on next page...

Continued from previous page...

Key	Atom-1	Atom-2	Model ID	Violation (Å)
(1,1901)	2:37:B:ASP:HB3	2:44:B:LEU:HG	4	1.09
(1,1879)	2:52:C:ASN:HB3	2:22:C:LEU:HD11	6	1.09
(1,1879)	2:52:C:ASN:HB3	2:22:C:LEU:HD12	6	1.09
(1,1879)	2:52:C:ASN:HB3	2:22:C:LEU:HD13	6	1.09
(1,1846)	2:52:C:ASN:HB3	2:22:C:LEU:HD11	5	1.09
(1,1846)	2:52:C:ASN:HB3	2:22:C:LEU:HD12	5	1.09
(1,1846)	2:52:C:ASN:HB3	2:22:C:LEU:HD13	5	1.09
(1,1843)	2:19:B:LEU:HD21	2:22:B:LEU:HG	5	1.09
(1,1843)	2:19:B:LEU:HD22	2:22:B:LEU:HG	5	1.09
(1,1843)	2:19:B:LEU:HD23	2:22:B:LEU:HG	5	1.09
(1,1556)	2:17:C:VAL:HG11	2:19:C:LEU:HD21	1	1.09
(1,1556)	2:17:C:VAL:HG11	2:19:C:LEU:HD22	1	1.09
(1,1556)	2:17:C:VAL:HG11	2:19:C:LEU:HD23	1	1.09
(1,1556)	2:17:C:VAL:HG12	2:19:C:LEU:HD21	1	1.09
(1,1556)	2:17:C:VAL:HG12	2:19:C:LEU:HD22	1	1.09
(1,1556)	2:17:C:VAL:HG12	2:19:C:LEU:HD23	1	1.09
(1,1556)	2:17:C:VAL:HG13	2:19:C:LEU:HD21	1	1.09
(1,1556)	2:17:C:VAL:HG13	2:19:C:LEU:HD22	1	1.09
(1,1556)	2:17:C:VAL:HG13	2:19:C:LEU:HD23	1	1.09
(1,1552)	2:17:B:VAL:HG21	2:15:B:GLU:HG2	8	1.09
(1,1552)	2:17:B:VAL:HG22	2:15:B:GLU:HG2	8	1.09
(1,1552)	2:17:B:VAL:HG23	2:15:B:GLU:HG2	8	1.09
(1,1438)	2:19:C:LEU:HD11	2:48:C:ALA:HB1	3	1.09
(1,1438)	2:19:C:LEU:HD11	2:48:C:ALA:HB2	3	1.09
(1,1438)	2:19:C:LEU:HD11	2:48:C:ALA:HB3	3	1.09
(1,1438)	2:19:C:LEU:HD12	2:48:C:ALA:HB1	3	1.09
(1,1438)	2:19:C:LEU:HD12	2:48:C:ALA:HB2	3	1.09
(1,1438)	2:19:C:LEU:HD12	2:48:C:ALA:HB3	3	1.09
(1,1438)	2:19:C:LEU:HD13	2:48:C:ALA:HB1	3	1.09
(1,1438)	2:19:C:LEU:HD13	2:48:C:ALA:HB2	3	1.09
(1,1438)	2:19:C:LEU:HD13	2:48:C:ALA:HB3	3	1.09
(1,1438)	2:19:C:LEU:HD11	2:48:C:ALA:HB1	6	1.09
(1,1438)	2:19:C:LEU:HD11	2:48:C:ALA:HB2	6	1.09
(1,1438)	2:19:C:LEU:HD11	2:48:C:ALA:HB3	6	1.09
(1,1438)	2:19:C:LEU:HD12	2:48:C:ALA:HB1	6	1.09
(1,1438)	2:19:C:LEU:HD12	2:48:C:ALA:HB2	6	1.09
(1,1438)	2:19:C:LEU:HD12	2:48:C:ALA:HB3	6	1.09
(1,1438)	2:19:C:LEU:HD13	2:48:C:ALA:HB1	6	1.09
(1,1438)	2:19:C:LEU:HD13	2:48:C:ALA:HB2	6	1.09
(1,1438)	2:19:C:LEU:HD13	2:48:C:ALA:HB3	6	1.09
(1,1438)	2:19:C:LEU:HD11	2:48:C:ALA:HB1	8	1.09
(1,1438)	2:19:C:LEU:HD11	2:48:C:ALA:HB2	8	1.09

Continued on next page...

Continued from previous page...

Key	Atom-1	Atom-2	Model ID	Violation (Å)
(1,1438)	2:19:C:LEU:HD11	2:48:C:ALA:HB3	8	1.09
(1,1438)	2:19:C:LEU:HD12	2:48:C:ALA:HB1	8	1.09
(1,1438)	2:19:C:LEU:HD12	2:48:C:ALA:HB2	8	1.09
(1,1438)	2:19:C:LEU:HD12	2:48:C:ALA:HB3	8	1.09
(1,1438)	2:19:C:LEU:HD13	2:48:C:ALA:HB1	8	1.09
(1,1438)	2:19:C:LEU:HD13	2:48:C:ALA:HB2	8	1.09
(1,1438)	2:19:C:LEU:HD13	2:48:C:ALA:HB3	8	1.09
(1,1344)	2:23:B:ASN:H	2:22:B:LEU:HD11	5	1.09
(1,1344)	2:23:B:ASN:H	2:22:B:LEU:HD12	5	1.09
(1,1344)	2:23:B:ASN:H	2:22:B:LEU:HD13	5	1.09
(1,1149)	2:35:B:HIS:HB3	2:34:B:ILE:HB	6	1.09
(1,248)	1:27:A:LEU:HD11	1:13:A:ALA:HB1	3	1.09
(1,248)	1:27:A:LEU:HD11	1:13:A:ALA:HB2	3	1.09
(1,248)	1:27:A:LEU:HD11	1:13:A:ALA:HB3	3	1.09
(1,248)	1:27:A:LEU:HD12	1:13:A:ALA:HB1	3	1.09
(1,248)	1:27:A:LEU:HD12	1:13:A:ALA:HB2	3	1.09
(1,248)	1:27:A:LEU:HD12	1:13:A:ALA:HB3	3	1.09
(1,248)	1:27:A:LEU:HD13	1:13:A:ALA:HB1	3	1.09
(1,248)	1:27:A:LEU:HD13	1:13:A:ALA:HB2	3	1.09
(1,248)	1:27:A:LEU:HD13	1:13:A:ALA:HB3	3	1.09
(1,1541)	1:23:A:PHE:HD1	2:27:C:LEU:HD11	2	1.08
(1,1541)	1:23:A:PHE:HD1	2:27:C:LEU:HD12	2	1.08
(1,1541)	1:23:A:PHE:HD1	2:27:C:LEU:HD13	2	1.08
(1,1541)	1:23:A:PHE:HD2	2:27:C:LEU:HD11	2	1.08
(1,1541)	1:23:A:PHE:HD2	2:27:C:LEU:HD12	2	1.08
(1,1541)	1:23:A:PHE:HD2	2:27:C:LEU:HD13	2	1.08
(1,1352)	2:51:B:LEU:HD21	2:22:B:LEU:HD11	4	1.08
(1,1352)	2:51:B:LEU:HD21	2:22:B:LEU:HD12	4	1.08
(1,1352)	2:51:B:LEU:HD21	2:22:B:LEU:HD13	4	1.08
(1,1352)	2:51:B:LEU:HD22	2:22:B:LEU:HD11	4	1.08
(1,1352)	2:51:B:LEU:HD22	2:22:B:LEU:HD12	4	1.08
(1,1352)	2:51:B:LEU:HD22	2:22:B:LEU:HD13	4	1.08
(1,1352)	2:51:B:LEU:HD23	2:22:B:LEU:HD11	4	1.08
(1,1352)	2:51:B:LEU:HD23	2:22:B:LEU:HD12	4	1.08
(1,1352)	2:51:B:LEU:HD23	2:22:B:LEU:HD13	4	1.08
(1,276)	1:27:A:LEU:HD11	2:45:C:LEU:HG	10	1.08
(1,276)	1:27:A:LEU:HD12	2:45:C:LEU:HG	10	1.08
(1,276)	1:27:A:LEU:HD13	2:45:C:LEU:HG	10	1.08
(1,248)	1:27:A:LEU:HD11	1:13:A:ALA:HB1	6	1.08
(1,248)	1:27:A:LEU:HD11	1:13:A:ALA:HB2	6	1.08
(1,248)	1:27:A:LEU:HD11	1:13:A:ALA:HB3	6	1.08
(1,248)	1:27:A:LEU:HD12	1:13:A:ALA:HB1	6	1.08

Continued on next page...

Continued from previous page...

Key	Atom-1	Atom-2	Model ID	Violation (Å)
(1,248)	1:27:A:LEU:HD12	1:13:A:ALA:HB2	6	1.08
(1,248)	1:27:A:LEU:HD12	1:13:A:ALA:HB3	6	1.08
(1,248)	1:27:A:LEU:HD13	1:13:A:ALA:HB1	6	1.08
(1,248)	1:27:A:LEU:HD13	1:13:A:ALA:HB2	6	1.08
(1,248)	1:27:A:LEU:HD13	1:13:A:ALA:HB3	6	1.08
(1,1901)	2:37:B:ASP:HB3	2:44:B:LEU:HG	1	1.07
(1,1107)	2:31:C:ILE:HA	2:27:C:LEU:HD21	7	1.07
(1,1107)	2:31:C:ILE:HA	2:27:C:LEU:HD22	7	1.07
(1,1107)	2:31:C:ILE:HA	2:27:C:LEU:HD23	7	1.07
(1,1929)	2:44:C:LEU:HD21	2:47:C:GLU:HB2	7	1.06
(1,1929)	2:44:C:LEU:HD21	2:47:C:GLU:HB3	7	1.06
(1,1929)	2:44:C:LEU:HD22	2:47:C:GLU:HB2	7	1.06
(1,1929)	2:44:C:LEU:HD22	2:47:C:GLU:HB3	7	1.06
(1,1929)	2:44:C:LEU:HD23	2:47:C:GLU:HB2	7	1.06
(1,1929)	2:44:C:LEU:HD23	2:47:C:GLU:HB3	7	1.06
(1,1605)	2:19:B:LEU:HD21	2:52:B:ASN:HB3	6	1.06
(1,1605)	2:19:B:LEU:HD22	2:52:B:ASN:HB3	6	1.06
(1,1605)	2:19:B:LEU:HD23	2:52:B:ASN:HB3	6	1.06
(1,1556)	2:17:C:VAL:HG11	2:19:C:LEU:HD21	8	1.06
(1,1556)	2:17:C:VAL:HG11	2:19:C:LEU:HD22	8	1.06
(1,1556)	2:17:C:VAL:HG11	2:19:C:LEU:HD23	8	1.06
(1,1556)	2:17:C:VAL:HG12	2:19:C:LEU:HD21	8	1.06
(1,1556)	2:17:C:VAL:HG12	2:19:C:LEU:HD22	8	1.06
(1,1556)	2:17:C:VAL:HG12	2:19:C:LEU:HD23	8	1.06
(1,1556)	2:17:C:VAL:HG13	2:19:C:LEU:HD21	8	1.06
(1,1556)	2:17:C:VAL:HG13	2:19:C:LEU:HD22	8	1.06
(1,1556)	2:17:C:VAL:HG13	2:19:C:LEU:HD23	8	1.06
(1,1438)	2:19:C:LEU:HD11	2:48:C:ALA:HB1	2	1.06
(1,1438)	2:19:C:LEU:HD11	2:48:C:ALA:HB2	2	1.06
(1,1438)	2:19:C:LEU:HD11	2:48:C:ALA:HB3	2	1.06
(1,1438)	2:19:C:LEU:HD12	2:48:C:ALA:HB1	2	1.06
(1,1438)	2:19:C:LEU:HD12	2:48:C:ALA:HB2	2	1.06
(1,1438)	2:19:C:LEU:HD12	2:48:C:ALA:HB3	2	1.06
(1,1438)	2:19:C:LEU:HD13	2:48:C:ALA:HB1	2	1.06
(1,1438)	2:19:C:LEU:HD13	2:48:C:ALA:HB2	2	1.06
(1,1438)	2:19:C:LEU:HD13	2:48:C:ALA:HB3	2	1.06
(1,1344)	2:23:B:ASN:H	2:22:B:LEU:HD11	10	1.06
(1,1344)	2:23:B:ASN:H	2:22:B:LEU:HD12	10	1.06
(1,1344)	2:23:B:ASN:H	2:22:B:LEU:HD13	10	1.06
(1,1107)	2:31:C:ILE:HA	2:27:C:LEU:HD21	3	1.06
(1,1107)	2:31:C:ILE:HA	2:27:C:LEU:HD22	3	1.06
(1,1107)	2:31:C:ILE:HA	2:27:C:LEU:HD23	3	1.06

Continued on next page...

Continued from previous page...

Key	Atom-1	Atom-2	Model ID	Violation (Å)
(1,829)	2:40:C:GLN:H	2:44:C:LEU:HD11	3	1.06
(1,829)	2:40:C:GLN:H	2:44:C:LEU:HD12	3	1.06
(1,829)	2:40:C:GLN:H	2:44:C:LEU:HD13	3	1.06
(1,372)	1:11:A:ARG:HG2	1:12:A:LEU:H	2	1.06
(1,248)	1:27:A:LEU:HD11	1:13:A:ALA:HB1	7	1.06
(1,248)	1:27:A:LEU:HD11	1:13:A:ALA:HB2	7	1.06
(1,248)	1:27:A:LEU:HD11	1:13:A:ALA:HB3	7	1.06
(1,248)	1:27:A:LEU:HD12	1:13:A:ALA:HB1	7	1.06
(1,248)	1:27:A:LEU:HD12	1:13:A:ALA:HB2	7	1.06
(1,248)	1:27:A:LEU:HD12	1:13:A:ALA:HB3	7	1.06
(1,248)	1:27:A:LEU:HD13	1:13:A:ALA:HB1	7	1.06
(1,248)	1:27:A:LEU:HD13	1:13:A:ALA:HB2	7	1.06
(1,248)	1:27:A:LEU:HD13	1:13:A:ALA:HB3	7	1.06
(1,1929)	2:44:C:LEU:HD21	2:47:C:GLU:HB2	8	1.05
(1,1929)	2:44:C:LEU:HD21	2:47:C:GLU:HB3	8	1.05
(1,1929)	2:44:C:LEU:HD22	2:47:C:GLU:HB2	8	1.05
(1,1929)	2:44:C:LEU:HD22	2:47:C:GLU:HB3	8	1.05
(1,1929)	2:44:C:LEU:HD23	2:47:C:GLU:HB2	8	1.05
(1,1929)	2:44:C:LEU:HD23	2:47:C:GLU:HB3	8	1.05
(1,1862)	2:27:B:LEU:HD21	2:24:B:PRO:HA	2	1.05
(1,1862)	2:27:B:LEU:HD22	2:24:B:PRO:HA	2	1.05
(1,1862)	2:27:B:LEU:HD23	2:24:B:PRO:HA	2	1.05
(1,276)	1:27:A:LEU:HD11	2:45:C:LEU:HG	4	1.05
(1,276)	1:27:A:LEU:HD12	2:45:C:LEU:HG	4	1.05
(1,276)	1:27:A:LEU:HD13	2:45:C:LEU:HG	4	1.05
(1,248)	1:27:A:LEU:HD11	1:13:A:ALA:HB1	4	1.05
(1,248)	1:27:A:LEU:HD11	1:13:A:ALA:HB2	4	1.05
(1,248)	1:27:A:LEU:HD11	1:13:A:ALA:HB3	4	1.05
(1,248)	1:27:A:LEU:HD12	1:13:A:ALA:HB1	4	1.05
(1,248)	1:27:A:LEU:HD12	1:13:A:ALA:HB2	4	1.05
(1,248)	1:27:A:LEU:HD12	1:13:A:ALA:HB3	4	1.05
(1,248)	1:27:A:LEU:HD13	1:13:A:ALA:HB1	4	1.05
(1,248)	1:27:A:LEU:HD13	1:13:A:ALA:HB2	4	1.05
(1,248)	1:27:A:LEU:HD13	1:13:A:ALA:HB3	4	1.05
(1,1931)	2:19:B:LEU:HD21	2:48:B:ALA:HA	7	1.04
(1,1931)	2:19:B:LEU:HD22	2:48:B:ALA:HA	7	1.04
(1,1931)	2:19:B:LEU:HD23	2:48:B:ALA:HA	7	1.04
(1,372)	1:11:A:ARG:HG2	1:12:A:LEU:H	1	1.04
(1,269)	1:27:A:LEU:HD11	1:13:A:ALA:HA	1	1.04
(1,269)	1:27:A:LEU:HD12	1:13:A:ALA:HA	1	1.04
(1,269)	1:27:A:LEU:HD13	1:13:A:ALA:HA	1	1.04
(1,1879)	2:52:C:ASN:HB3	2:22:C:LEU:HD11	3	1.03

Continued on next page...

Continued from previous page...

Key	Atom-1	Atom-2	Model ID	Violation (Å)
(1,1879)	2:52:C:ASN:HB3	2:22:C:LEU:HD12	3	1.03
(1,1879)	2:52:C:ASN:HB3	2:22:C:LEU:HD13	3	1.03
(1,1606)	2:19:B:LEU:HD21	2:52:B:ASN:HB2	6	1.03
(1,1606)	2:19:B:LEU:HD22	2:52:B:ASN:HB2	6	1.03
(1,1606)	2:19:B:LEU:HD23	2:52:B:ASN:HB2	6	1.03
(1,1605)	2:19:B:LEU:HD21	2:52:B:ASN:HB3	4	1.03
(1,1605)	2:19:B:LEU:HD22	2:52:B:ASN:HB3	4	1.03
(1,1605)	2:19:B:LEU:HD23	2:52:B:ASN:HB3	4	1.03
(1,1107)	2:31:C:ILE:HA	2:27:C:LEU:HD21	5	1.03
(1,1107)	2:31:C:ILE:HA	2:27:C:LEU:HD22	5	1.03
(1,1107)	2:31:C:ILE:HA	2:27:C:LEU:HD23	5	1.03
(1,372)	1:11:A:ARG:HG2	1:12:A:LEU:H	5	1.03
(1,372)	1:11:A:ARG:HG2	1:12:A:LEU:H	8	1.03
(1,1929)	2:44:C:LEU:HD21	2:47:C:GLU:HB2	9	1.02
(1,1929)	2:44:C:LEU:HD21	2:47:C:GLU:HB3	9	1.02
(1,1929)	2:44:C:LEU:HD22	2:47:C:GLU:HB2	9	1.02
(1,1929)	2:44:C:LEU:HD22	2:47:C:GLU:HB3	9	1.02
(1,1929)	2:44:C:LEU:HD23	2:47:C:GLU:HB2	9	1.02
(1,1929)	2:44:C:LEU:HD23	2:47:C:GLU:HB3	9	1.02
(1,1316)	2:17:B:VAL:HG21	2:49:B:LYS:HE2	5	1.02
(1,1316)	2:17:B:VAL:HG21	2:49:B:LYS:HE3	5	1.02
(1,1316)	2:17:B:VAL:HG22	2:49:B:LYS:HE2	5	1.02
(1,1316)	2:17:B:VAL:HG22	2:49:B:LYS:HE3	5	1.02
(1,1316)	2:17:B:VAL:HG23	2:49:B:LYS:HE2	5	1.02
(1,1316)	2:17:B:VAL:HG23	2:49:B:LYS:HE3	5	1.02
(1,1149)	2:35:B:HIS:HB3	2:34:B:ILE:HB	10	1.02
(1,248)	1:27:A:LEU:HD11	1:13:A:ALA:HB1	10	1.02
(1,248)	1:27:A:LEU:HD11	1:13:A:ALA:HB2	10	1.02
(1,248)	1:27:A:LEU:HD11	1:13:A:ALA:HB3	10	1.02
(1,248)	1:27:A:LEU:HD12	1:13:A:ALA:HB1	10	1.02
(1,248)	1:27:A:LEU:HD12	1:13:A:ALA:HB2	10	1.02
(1,248)	1:27:A:LEU:HD12	1:13:A:ALA:HB3	10	1.02
(1,248)	1:27:A:LEU:HD13	1:13:A:ALA:HB1	10	1.02
(1,248)	1:27:A:LEU:HD13	1:13:A:ALA:HB2	10	1.02
(1,248)	1:27:A:LEU:HD13	1:13:A:ALA:HB3	10	1.02
(1,171)	1:25:A:ALA:HB1	2:19:C:LEU:HD21	8	1.02
(1,171)	1:25:A:ALA:HB1	2:19:C:LEU:HD22	8	1.02
(1,171)	1:25:A:ALA:HB1	2:19:C:LEU:HD23	8	1.02
(1,171)	1:25:A:ALA:HB2	2:19:C:LEU:HD21	8	1.02
(1,171)	1:25:A:ALA:HB2	2:19:C:LEU:HD22	8	1.02
(1,171)	1:25:A:ALA:HB2	2:19:C:LEU:HD23	8	1.02
(1,171)	1:25:A:ALA:HB3	2:19:C:LEU:HD21	8	1.02

Continued on next page...

Continued from previous page...

Key	Atom-1	Atom-2	Model ID	Violation (Å)
(1,171)	1:25:A:ALA:HB3	2:19:C:LEU:HD22	8	1.02
(1,171)	1:25:A:ALA:HB3	2:19:C:LEU:HD23	8	1.02
(1,1565)	1:17:A:VAL:HG11	2:19:B:LEU:HD11	8	1.01
(1,1565)	1:17:A:VAL:HG11	2:19:B:LEU:HD12	8	1.01
(1,1565)	1:17:A:VAL:HG11	2:19:B:LEU:HD13	8	1.01
(1,1565)	1:17:A:VAL:HG12	2:19:B:LEU:HD11	8	1.01
(1,1565)	1:17:A:VAL:HG12	2:19:B:LEU:HD12	8	1.01
(1,1565)	1:17:A:VAL:HG12	2:19:B:LEU:HD13	8	1.01
(1,1565)	1:17:A:VAL:HG13	2:19:B:LEU:HD11	8	1.01
(1,1565)	1:17:A:VAL:HG13	2:19:B:LEU:HD12	8	1.01
(1,1565)	1:17:A:VAL:HG13	2:19:B:LEU:HD13	8	1.01
(1,1558)	2:19:C:LEU:HD11	2:22:C:LEU:HD11	9	1.01
(1,1558)	2:19:C:LEU:HD11	2:22:C:LEU:HD12	9	1.01
(1,1558)	2:19:C:LEU:HD11	2:22:C:LEU:HD13	9	1.01
(1,1558)	2:19:C:LEU:HD12	2:22:C:LEU:HD11	9	1.01
(1,1558)	2:19:C:LEU:HD12	2:22:C:LEU:HD12	9	1.01
(1,1558)	2:19:C:LEU:HD12	2:22:C:LEU:HD13	9	1.01
(1,1558)	2:19:C:LEU:HD13	2:22:C:LEU:HD11	9	1.01
(1,1558)	2:19:C:LEU:HD13	2:22:C:LEU:HD12	9	1.01
(1,1558)	2:19:C:LEU:HD13	2:22:C:LEU:HD13	9	1.01
(1,1149)	2:35:B:HIS:HB3	2:34:B:ILE:HB	4	1.01
(1,1138)	2:24:B:PRO:HA	2:27:B:LEU:HB3	7	1.01
(1,248)	1:27:A:LEU:HD11	1:13:A:ALA:HB1	1	1.01
(1,248)	1:27:A:LEU:HD11	1:13:A:ALA:HB2	1	1.01
(1,248)	1:27:A:LEU:HD11	1:13:A:ALA:HB3	1	1.01
(1,248)	1:27:A:LEU:HD12	1:13:A:ALA:HB1	1	1.01
(1,248)	1:27:A:LEU:HD12	1:13:A:ALA:HB2	1	1.01
(1,248)	1:27:A:LEU:HD12	1:13:A:ALA:HB3	1	1.01
(1,248)	1:27:A:LEU:HD13	1:13:A:ALA:HB1	1	1.01
(1,248)	1:27:A:LEU:HD13	1:13:A:ALA:HB2	1	1.01
(1,248)	1:27:A:LEU:HD13	1:13:A:ALA:HB3	1	1.01
(1,1778)	2:46:B:ALA:HB1	2:47:B:GLU:HG2	10	1.0
(1,1778)	2:46:B:ALA:HB2	2:47:B:GLU:HG2	10	1.0
(1,1778)	2:46:B:ALA:HB3	2:47:B:GLU:HG2	10	1.0
(1,1545)	1:27:A:LEU:HD21	2:15:C:GLU:HG2	4	1.0
(1,1545)	1:27:A:LEU:HD22	2:15:C:GLU:HG2	4	1.0
(1,1545)	1:27:A:LEU:HD23	2:15:C:GLU:HG2	4	1.0
(1,372)	1:11:A:ARG:HG2	1:12:A:LEU:H	10	1.0
(1,248)	1:27:A:LEU:HD11	1:13:A:ALA:HB1	5	1.0
(1,248)	1:27:A:LEU:HD11	1:13:A:ALA:HB2	5	1.0
(1,248)	1:27:A:LEU:HD11	1:13:A:ALA:HB3	5	1.0
(1,248)	1:27:A:LEU:HD12	1:13:A:ALA:HB1	5	1.0

Continued on next page...

Continued from previous page...

Key	Atom-1	Atom-2	Model ID	Violation (Å)
(1,248)	1:27:A:LEU:HD12	1:13:A:ALA:HB2	5	1.0
(1,248)	1:27:A:LEU:HD12	1:13:A:ALA:HB3	5	1.0
(1,248)	1:27:A:LEU:HD13	1:13:A:ALA:HB1	5	1.0
(1,248)	1:27:A:LEU:HD13	1:13:A:ALA:HB2	5	1.0
(1,248)	1:27:A:LEU:HD13	1:13:A:ALA:HB3	5	1.0
(1,1846)	2:52:C:ASN:HB3	2:22:C:LEU:HD11	1	0.99
(1,1846)	2:52:C:ASN:HB3	2:22:C:LEU:HD12	1	0.99
(1,1846)	2:52:C:ASN:HB3	2:22:C:LEU:HD13	1	0.99
(1,1778)	2:46:B:ALA:HB1	2:47:B:GLU:HG2	3	0.99
(1,1778)	2:46:B:ALA:HB2	2:47:B:GLU:HG2	3	0.99
(1,1778)	2:46:B:ALA:HB3	2:47:B:GLU:HG2	3	0.99
(1,1545)	1:27:A:LEU:HD21	2:15:C:GLU:HG2	1	0.99
(1,1545)	1:27:A:LEU:HD22	2:15:C:GLU:HG2	1	0.99
(1,1545)	1:27:A:LEU:HD23	2:15:C:GLU:HG2	1	0.99
(1,1384)	2:51:B:LEU:HB3	2:22:B:LEU:HD11	2	0.99
(1,1384)	2:51:B:LEU:HB3	2:22:B:LEU:HD12	2	0.99
(1,1384)	2:51:B:LEU:HB3	2:22:B:LEU:HD13	2	0.99
(1,1347)	2:52:B:ASN:H	2:22:B:LEU:HD11	5	0.99
(1,1347)	2:52:B:ASN:H	2:22:B:LEU:HD12	5	0.99
(1,1347)	2:52:B:ASN:H	2:22:B:LEU:HD13	5	0.99
(1,1149)	2:35:B:HIS:HB3	2:34:B:ILE:HB	1	0.99
(1,1138)	2:24:B:PRO:HA	2:27:B:LEU:HB3	2	0.99
(1,1931)	2:19:B:LEU:HD21	2:48:B:ALA:HA	4	0.98
(1,1931)	2:19:B:LEU:HD22	2:48:B:ALA:HA	4	0.98
(1,1931)	2:19:B:LEU:HD23	2:48:B:ALA:HA	4	0.98
(1,953)	2:31:B:ILE:HG21	2:24:C:PRO:HB2	8	0.98
(1,953)	2:31:B:ILE:HG22	2:24:C:PRO:HB2	8	0.98
(1,953)	2:31:B:ILE:HG23	2:24:C:PRO:HB2	8	0.98
(1,912)	2:23:C:ASN:H	2:22:C:LEU:HD11	8	0.98
(1,912)	2:23:C:ASN:H	2:22:C:LEU:HD12	8	0.98
(1,912)	2:23:C:ASN:H	2:22:C:LEU:HD13	8	0.98
(1,248)	1:27:A:LEU:HD11	1:13:A:ALA:HB1	8	0.98
(1,248)	1:27:A:LEU:HD11	1:13:A:ALA:HB2	8	0.98
(1,248)	1:27:A:LEU:HD11	1:13:A:ALA:HB3	8	0.98
(1,248)	1:27:A:LEU:HD12	1:13:A:ALA:HB1	8	0.98
(1,248)	1:27:A:LEU:HD12	1:13:A:ALA:HB2	8	0.98
(1,248)	1:27:A:LEU:HD12	1:13:A:ALA:HB3	8	0.98
(1,248)	1:27:A:LEU:HD13	1:13:A:ALA:HB1	8	0.98
(1,248)	1:27:A:LEU:HD13	1:13:A:ALA:HB2	8	0.98
(1,248)	1:27:A:LEU:HD13	1:13:A:ALA:HB3	8	0.98
(1,1929)	2:44:C:LEU:HD21	2:47:C:GLU:HB2	1	0.97
(1,1929)	2:44:C:LEU:HD21	2:47:C:GLU:HB3	1	0.97

Continued on next page...

Continued from previous page...

Key	Atom-1	Atom-2	Model ID	Violation (Å)
(1,1929)	2:44:C:LEU:HD22	2:47:C:GLU:HB2	1	0.97
(1,1929)	2:44:C:LEU:HD22	2:47:C:GLU:HB3	1	0.97
(1,1929)	2:44:C:LEU:HD23	2:47:C:GLU:HB2	1	0.97
(1,1929)	2:44:C:LEU:HD23	2:47:C:GLU:HB3	1	0.97
(1,1149)	2:35:B:HIS:HB3	2:34:B:ILE:HB	8	0.97
(1,953)	2:31:B:ILE:HG21	2:24:C:PRO:HB2	1	0.97
(1,953)	2:31:B:ILE:HG22	2:24:C:PRO:HB2	1	0.97
(1,953)	2:31:B:ILE:HG23	2:24:C:PRO:HB2	1	0.97
(1,1432)	1:24:A:GLY:HA3	2:19:C:LEU:HB2	6	0.96
(1,1107)	2:31:C:ILE:HA	2:27:C:LEU:HD21	1	0.96
(1,1107)	2:31:C:ILE:HA	2:27:C:LEU:HD22	1	0.96
(1,1107)	2:31:C:ILE:HA	2:27:C:LEU:HD23	1	0.96
(1,381)	1:27:A:LEU:HD11	1:11:A:ARG:HG2	5	0.96
(1,381)	1:27:A:LEU:HD12	1:11:A:ARG:HG2	5	0.96
(1,381)	1:27:A:LEU:HD13	1:11:A:ARG:HG2	5	0.96
(1,249)	1:28:A:SER:H	1:27:A:LEU:HD11	1	0.96
(1,249)	1:28:A:SER:H	1:27:A:LEU:HD12	1	0.96
(1,249)	1:28:A:SER:H	1:27:A:LEU:HD13	1	0.96
(1,1901)	2:37:B:ASP:HB3	2:44:B:LEU:HG	10	0.95
(1,1552)	2:17:B:VAL:HG21	2:15:B:GLU:HG2	7	0.95
(1,1552)	2:17:B:VAL:HG22	2:15:B:GLU:HG2	7	0.95
(1,1552)	2:17:B:VAL:HG23	2:15:B:GLU:HG2	7	0.95
(1,1432)	1:24:A:GLY:HA3	2:19:C:LEU:HB2	4	0.95
(1,1929)	2:44:C:LEU:HD21	2:47:C:GLU:HB2	2	0.94
(1,1929)	2:44:C:LEU:HD21	2:47:C:GLU:HB3	2	0.94
(1,1929)	2:44:C:LEU:HD22	2:47:C:GLU:HB2	2	0.94
(1,1929)	2:44:C:LEU:HD22	2:47:C:GLU:HB3	2	0.94
(1,1929)	2:44:C:LEU:HD23	2:47:C:GLU:HB2	2	0.94
(1,1929)	2:44:C:LEU:HD23	2:47:C:GLU:HB3	2	0.94
(1,1879)	2:52:C:ASN:HB3	2:22:C:LEU:HD11	2	0.94
(1,1879)	2:52:C:ASN:HB3	2:22:C:LEU:HD12	2	0.94
(1,1879)	2:52:C:ASN:HB3	2:22:C:LEU:HD13	2	0.94
(1,1879)	2:52:C:ASN:HB3	2:22:C:LEU:HD11	4	0.94
(1,1879)	2:52:C:ASN:HB3	2:22:C:LEU:HD12	4	0.94
(1,1879)	2:52:C:ASN:HB3	2:22:C:LEU:HD13	4	0.94
(1,1879)	2:52:C:ASN:HB3	2:22:C:LEU:HD11	9	0.94
(1,1879)	2:52:C:ASN:HB3	2:22:C:LEU:HD12	9	0.94
(1,1879)	2:52:C:ASN:HB3	2:22:C:LEU:HD13	9	0.94
(1,1556)	2:17:C:VAL:HG11	2:19:C:LEU:HD21	9	0.94
(1,1556)	2:17:C:VAL:HG11	2:19:C:LEU:HD22	9	0.94
(1,1556)	2:17:C:VAL:HG11	2:19:C:LEU:HD23	9	0.94
(1,1556)	2:17:C:VAL:HG12	2:19:C:LEU:HD21	9	0.94

Continued on next page...

Continued from previous page...

Key	Atom-1	Atom-2	Model ID	Violation (Å)
(1,1556)	2:17:C:VAL:HG12	2:19:C:LEU:HD22	9	0.94
(1,1556)	2:17:C:VAL:HG12	2:19:C:LEU:HD23	9	0.94
(1,1556)	2:17:C:VAL:HG13	2:19:C:LEU:HD21	9	0.94
(1,1556)	2:17:C:VAL:HG13	2:19:C:LEU:HD22	9	0.94
(1,1556)	2:17:C:VAL:HG13	2:19:C:LEU:HD23	9	0.94
(1,1438)	2:19:C:LEU:HD11	2:48:C:ALA:HB1	7	0.94
(1,1438)	2:19:C:LEU:HD11	2:48:C:ALA:HB2	7	0.94
(1,1438)	2:19:C:LEU:HD11	2:48:C:ALA:HB3	7	0.94
(1,1438)	2:19:C:LEU:HD12	2:48:C:ALA:HB1	7	0.94
(1,1438)	2:19:C:LEU:HD12	2:48:C:ALA:HB2	7	0.94
(1,1438)	2:19:C:LEU:HD12	2:48:C:ALA:HB3	7	0.94
(1,1438)	2:19:C:LEU:HD13	2:48:C:ALA:HB1	7	0.94
(1,1438)	2:19:C:LEU:HD13	2:48:C:ALA:HB2	7	0.94
(1,1438)	2:19:C:LEU:HD13	2:48:C:ALA:HB3	7	0.94
(1,1316)	2:17:B:VAL:HG21	2:49:B:LYS:HE2	3	0.94
(1,1316)	2:17:B:VAL:HG21	2:49:B:LYS:HE3	3	0.94
(1,1316)	2:17:B:VAL:HG22	2:49:B:LYS:HE2	3	0.94
(1,1316)	2:17:B:VAL:HG22	2:49:B:LYS:HE3	3	0.94
(1,1316)	2:17:B:VAL:HG23	2:49:B:LYS:HE2	3	0.94
(1,1316)	2:17:B:VAL:HG23	2:49:B:LYS:HE3	3	0.94
(1,1107)	2:31:C:ILE:HA	2:27:C:LEU:HD21	8	0.94
(1,1107)	2:31:C:ILE:HA	2:27:C:LEU:HD22	8	0.94
(1,1107)	2:31:C:ILE:HA	2:27:C:LEU:HD23	8	0.94
(1,249)	1:28:A:SER:H	1:27:A:LEU:HD11	10	0.94
(1,249)	1:28:A:SER:H	1:27:A:LEU:HD12	10	0.94
(1,249)	1:28:A:SER:H	1:27:A:LEU:HD13	10	0.94
(1,1931)	2:19:B:LEU:HD21	2:48:B:ALA:HA	2	0.93
(1,1931)	2:19:B:LEU:HD22	2:48:B:ALA:HA	2	0.93
(1,1931)	2:19:B:LEU:HD23	2:48:B:ALA:HA	2	0.93
(1,1931)	2:19:B:LEU:HD21	2:48:B:ALA:HA	9	0.93
(1,1931)	2:19:B:LEU:HD22	2:48:B:ALA:HA	9	0.93
(1,1931)	2:19:B:LEU:HD23	2:48:B:ALA:HA	9	0.93
(1,1778)	2:46:B:ALA:HB1	2:47:B:GLU:HG2	5	0.93
(1,1778)	2:46:B:ALA:HB2	2:47:B:GLU:HG2	5	0.93
(1,1778)	2:46:B:ALA:HB3	2:47:B:GLU:HG2	5	0.93
(1,1778)	2:46:B:ALA:HB1	2:47:B:GLU:HG2	6	0.93
(1,1778)	2:46:B:ALA:HB2	2:47:B:GLU:HG2	6	0.93
(1,1778)	2:46:B:ALA:HB3	2:47:B:GLU:HG2	6	0.93
(1,1558)	2:19:C:LEU:HD11	2:22:C:LEU:HD11	2	0.93
(1,1558)	2:19:C:LEU:HD11	2:22:C:LEU:HD12	2	0.93
(1,1558)	2:19:C:LEU:HD11	2:22:C:LEU:HD13	2	0.93
(1,1558)	2:19:C:LEU:HD12	2:22:C:LEU:HD11	2	0.93

Continued on next page...

Continued from previous page...

Key	Atom-1	Atom-2	Model ID	Violation (Å)
(1,1558)	2:19:C:LEU:HD12	2:22:C:LEU:HD12	2	0.93
(1,1558)	2:19:C:LEU:HD12	2:22:C:LEU:HD13	2	0.93
(1,1558)	2:19:C:LEU:HD13	2:22:C:LEU:HD11	2	0.93
(1,1558)	2:19:C:LEU:HD13	2:22:C:LEU:HD12	2	0.93
(1,1558)	2:19:C:LEU:HD13	2:22:C:LEU:HD13	2	0.93
(1,1558)	2:19:C:LEU:HD11	2:22:C:LEU:HD11	8	0.93
(1,1558)	2:19:C:LEU:HD11	2:22:C:LEU:HD12	8	0.93
(1,1558)	2:19:C:LEU:HD11	2:22:C:LEU:HD13	8	0.93
(1,1558)	2:19:C:LEU:HD12	2:22:C:LEU:HD11	8	0.93
(1,1558)	2:19:C:LEU:HD12	2:22:C:LEU:HD12	8	0.93
(1,1558)	2:19:C:LEU:HD12	2:22:C:LEU:HD13	8	0.93
(1,1558)	2:19:C:LEU:HD13	2:22:C:LEU:HD11	8	0.93
(1,1558)	2:19:C:LEU:HD13	2:22:C:LEU:HD12	8	0.93
(1,1558)	2:19:C:LEU:HD13	2:22:C:LEU:HD13	8	0.93
(1,1556)	2:17:C:VAL:HG11	2:19:C:LEU:HD21	6	0.93
(1,1556)	2:17:C:VAL:HG11	2:19:C:LEU:HD22	6	0.93
(1,1556)	2:17:C:VAL:HG11	2:19:C:LEU:HD23	6	0.93
(1,1556)	2:17:C:VAL:HG12	2:19:C:LEU:HD21	6	0.93
(1,1556)	2:17:C:VAL:HG12	2:19:C:LEU:HD22	6	0.93
(1,1556)	2:17:C:VAL:HG12	2:19:C:LEU:HD23	6	0.93
(1,1556)	2:17:C:VAL:HG13	2:19:C:LEU:HD21	6	0.93
(1,1556)	2:17:C:VAL:HG13	2:19:C:LEU:HD22	6	0.93
(1,1556)	2:17:C:VAL:HG13	2:19:C:LEU:HD23	6	0.93
(1,912)	2:23:C:ASN:H	2:22:C:LEU:HD11	9	0.93
(1,912)	2:23:C:ASN:H	2:22:C:LEU:HD12	9	0.93
(1,912)	2:23:C:ASN:H	2:22:C:LEU:HD13	9	0.93
(1,249)	1:28:A:SER:H	1:27:A:LEU:HD11	7	0.93
(1,249)	1:28:A:SER:H	1:27:A:LEU:HD12	7	0.93
(1,249)	1:28:A:SER:H	1:27:A:LEU:HD13	7	0.93
(1,1929)	2:44:C:LEU:HD21	2:47:C:GLU:HB2	3	0.92
(1,1929)	2:44:C:LEU:HD21	2:47:C:GLU:HB3	3	0.92
(1,1929)	2:44:C:LEU:HD22	2:47:C:GLU:HB2	3	0.92
(1,1929)	2:44:C:LEU:HD22	2:47:C:GLU:HB3	3	0.92
(1,1929)	2:44:C:LEU:HD23	2:47:C:GLU:HB2	3	0.92
(1,1929)	2:44:C:LEU:HD23	2:47:C:GLU:HB3	3	0.92
(1,1879)	2:52:C:ASN:HB3	2:22:C:LEU:HD11	8	0.92
(1,1879)	2:52:C:ASN:HB3	2:22:C:LEU:HD12	8	0.92
(1,1879)	2:52:C:ASN:HB3	2:22:C:LEU:HD13	8	0.92
(1,1605)	2:19:B:LEU:HD21	2:52:B:ASN:HB3	9	0.92
(1,1605)	2:19:B:LEU:HD22	2:52:B:ASN:HB3	9	0.92
(1,1605)	2:19:B:LEU:HD23	2:52:B:ASN:HB3	9	0.92
(1,249)	1:28:A:SER:H	1:27:A:LEU:HD11	4	0.92

Continued on next page...

Continued from previous page...

Key	Atom-1	Atom-2	Model ID	Violation (Å)
(1,249)	1:28:A:SER:H	1:27:A:LEU:HD12	4	0.92
(1,249)	1:28:A:SER:H	1:27:A:LEU:HD13	4	0.92
(1,249)	1:28:A:SER:H	1:27:A:LEU:HD11	5	0.92
(1,249)	1:28:A:SER:H	1:27:A:LEU:HD12	5	0.92
(1,249)	1:28:A:SER:H	1:27:A:LEU:HD13	5	0.92
(1,249)	1:28:A:SER:H	1:27:A:LEU:HD11	6	0.92
(1,249)	1:28:A:SER:H	1:27:A:LEU:HD12	6	0.92
(1,249)	1:28:A:SER:H	1:27:A:LEU:HD13	6	0.92
(1,249)	1:28:A:SER:H	1:27:A:LEU:HD11	9	0.92
(1,249)	1:28:A:SER:H	1:27:A:LEU:HD12	9	0.92
(1,249)	1:28:A:SER:H	1:27:A:LEU:HD13	9	0.92
(1,1565)	1:17:A:VAL:HG11	2:19:B:LEU:HD11	10	0.91
(1,1565)	1:17:A:VAL:HG11	2:19:B:LEU:HD12	10	0.91
(1,1565)	1:17:A:VAL:HG11	2:19:B:LEU:HD13	10	0.91
(1,1565)	1:17:A:VAL:HG12	2:19:B:LEU:HD11	10	0.91
(1,1565)	1:17:A:VAL:HG12	2:19:B:LEU:HD12	10	0.91
(1,1565)	1:17:A:VAL:HG12	2:19:B:LEU:HD13	10	0.91
(1,1565)	1:17:A:VAL:HG13	2:19:B:LEU:HD11	10	0.91
(1,1565)	1:17:A:VAL:HG13	2:19:B:LEU:HD12	10	0.91
(1,1565)	1:17:A:VAL:HG13	2:19:B:LEU:HD13	10	0.91
(1,1558)	2:19:C:LEU:HD11	2:22:C:LEU:HD11	3	0.91
(1,1558)	2:19:C:LEU:HD11	2:22:C:LEU:HD12	3	0.91
(1,1558)	2:19:C:LEU:HD11	2:22:C:LEU:HD13	3	0.91
(1,1558)	2:19:C:LEU:HD12	2:22:C:LEU:HD11	3	0.91
(1,1558)	2:19:C:LEU:HD12	2:22:C:LEU:HD12	3	0.91
(1,1558)	2:19:C:LEU:HD12	2:22:C:LEU:HD13	3	0.91
(1,1558)	2:19:C:LEU:HD13	2:22:C:LEU:HD11	3	0.91
(1,1558)	2:19:C:LEU:HD13	2:22:C:LEU:HD12	3	0.91
(1,1558)	2:19:C:LEU:HD13	2:22:C:LEU:HD13	3	0.91
(1,1558)	2:19:C:LEU:HD11	2:22:C:LEU:HD11	6	0.91
(1,1558)	2:19:C:LEU:HD11	2:22:C:LEU:HD12	6	0.91
(1,1558)	2:19:C:LEU:HD11	2:22:C:LEU:HD13	6	0.91
(1,1558)	2:19:C:LEU:HD12	2:22:C:LEU:HD11	6	0.91
(1,1558)	2:19:C:LEU:HD12	2:22:C:LEU:HD12	6	0.91
(1,1558)	2:19:C:LEU:HD12	2:22:C:LEU:HD13	6	0.91
(1,1558)	2:19:C:LEU:HD13	2:22:C:LEU:HD11	6	0.91
(1,1558)	2:19:C:LEU:HD13	2:22:C:LEU:HD12	6	0.91
(1,1558)	2:19:C:LEU:HD13	2:22:C:LEU:HD13	6	0.91
(1,249)	1:28:A:SER:H	1:27:A:LEU:HD11	2	0.91
(1,249)	1:28:A:SER:H	1:27:A:LEU:HD12	2	0.91
(1,249)	1:28:A:SER:H	1:27:A:LEU:HD13	2	0.91
(1,249)	1:28:A:SER:H	1:27:A:LEU:HD11	8	0.91

Continued on next page...

Continued from previous page...

Key	Atom-1	Atom-2	Model ID	Violation (Å)
(1,249)	1:28:A:SER:H	1:27:A:LEU:HD12	8	0.91
(1,249)	1:28:A:SER:H	1:27:A:LEU:HD13	8	0.91
(1,171)	1:25:A:ALA:HB1	2:19:C:LEU:HD21	5	0.91
(1,171)	1:25:A:ALA:HB1	2:19:C:LEU:HD22	5	0.91
(1,171)	1:25:A:ALA:HB1	2:19:C:LEU:HD23	5	0.91
(1,171)	1:25:A:ALA:HB2	2:19:C:LEU:HD21	5	0.91
(1,171)	1:25:A:ALA:HB2	2:19:C:LEU:HD22	5	0.91
(1,171)	1:25:A:ALA:HB2	2:19:C:LEU:HD23	5	0.91
(1,171)	1:25:A:ALA:HB3	2:19:C:LEU:HD21	5	0.91
(1,171)	1:25:A:ALA:HB3	2:19:C:LEU:HD22	5	0.91
(1,171)	1:25:A:ALA:HB3	2:19:C:LEU:HD23	5	0.91
(1,1836)	2:19:B:LEU:HD21	2:22:B:LEU:HA	8	0.9
(1,1836)	2:19:B:LEU:HD22	2:22:B:LEU:HA	8	0.9
(1,1836)	2:19:B:LEU:HD23	2:22:B:LEU:HA	8	0.9
(1,1344)	2:23:B:ASN:H	2:22:B:LEU:HD11	1	0.9
(1,1344)	2:23:B:ASN:H	2:22:B:LEU:HD12	1	0.9
(1,1344)	2:23:B:ASN:H	2:22:B:LEU:HD13	1	0.9
(1,1138)	2:24:B:PRO:HA	2:27:B:LEU:HB3	1	0.9
(1,249)	1:28:A:SER:H	1:27:A:LEU:HD11	3	0.9
(1,249)	1:28:A:SER:H	1:27:A:LEU:HD12	3	0.9
(1,249)	1:28:A:SER:H	1:27:A:LEU:HD13	3	0.9
(1,1809)	2:29:B:ALA:HB1	2:26:B:GLN:HG3	5	0.89
(1,1809)	2:29:B:ALA:HB2	2:26:B:GLN:HG3	5	0.89
(1,1809)	2:29:B:ALA:HB3	2:26:B:GLN:HG3	5	0.89
(1,953)	2:31:B:ILE:HG21	2:24:C:PRO:HB2	7	0.89
(1,953)	2:31:B:ILE:HG22	2:24:C:PRO:HB2	7	0.89
(1,953)	2:31:B:ILE:HG23	2:24:C:PRO:HB2	7	0.89
(1,912)	2:23:C:ASN:H	2:22:C:LEU:HD11	2	0.89
(1,912)	2:23:C:ASN:H	2:22:C:LEU:HD12	2	0.89
(1,912)	2:23:C:ASN:H	2:22:C:LEU:HD13	2	0.89
(1,381)	1:27:A:LEU:HD11	1:11:A:ARG:HG2	8	0.89
(1,381)	1:27:A:LEU:HD12	1:11:A:ARG:HG2	8	0.89
(1,381)	1:27:A:LEU:HD13	1:11:A:ARG:HG2	8	0.89
(1,1931)	2:19:B:LEU:HD21	2:48:B:ALA:HA	1	0.88
(1,1931)	2:19:B:LEU:HD22	2:48:B:ALA:HA	1	0.88
(1,1931)	2:19:B:LEU:HD23	2:48:B:ALA:HA	1	0.88
(1,1643)	2:32:B:HIS:HA	2:24:C:PRO:HB2	5	0.88
(1,1607)	2:52:B:ASN:HB3	2:22:B:LEU:HD11	4	0.88
(1,1607)	2:52:B:ASN:HB3	2:22:B:LEU:HD12	4	0.88
(1,1607)	2:52:B:ASN:HB3	2:22:B:LEU:HD13	4	0.88
(1,1326)	2:49:B:LYS:HD3	2:17:B:VAL:HG21	6	0.88
(1,1326)	2:49:B:LYS:HD3	2:17:B:VAL:HG22	6	0.88

Continued on next page...

Continued from previous page...

Key	Atom-1	Atom-2	Model ID	Violation (Å)
(1,1326)	2:49:B:LYS:HD3	2:17:B:VAL:HG23	6	0.88
(1,1107)	2:31:C:ILE:HA	2:27:C:LEU:HD21	10	0.88
(1,1107)	2:31:C:ILE:HA	2:27:C:LEU:HD22	10	0.88
(1,1107)	2:31:C:ILE:HA	2:27:C:LEU:HD23	10	0.88
(1,372)	1:11:A:ARG:HG2	1:12:A:LEU:H	4	0.88
(1,171)	1:25:A:ALA:HB1	2:19:C:LEU:HD21	9	0.88
(1,171)	1:25:A:ALA:HB1	2:19:C:LEU:HD22	9	0.88
(1,171)	1:25:A:ALA:HB1	2:19:C:LEU:HD23	9	0.88
(1,171)	1:25:A:ALA:HB2	2:19:C:LEU:HD21	9	0.88
(1,171)	1:25:A:ALA:HB2	2:19:C:LEU:HD22	9	0.88
(1,171)	1:25:A:ALA:HB2	2:19:C:LEU:HD23	9	0.88
(1,171)	1:25:A:ALA:HB3	2:19:C:LEU:HD21	9	0.88
(1,171)	1:25:A:ALA:HB3	2:19:C:LEU:HD22	9	0.88
(1,171)	1:25:A:ALA:HB3	2:19:C:LEU:HD23	9	0.88
(1,1931)	2:19:B:LEU:HD21	2:48:B:ALA:HA	5	0.87
(1,1931)	2:19:B:LEU:HD22	2:48:B:ALA:HA	5	0.87
(1,1931)	2:19:B:LEU:HD23	2:48:B:ALA:HA	5	0.87
(1,1836)	2:19:B:LEU:HD21	2:22:B:LEU:HA	1	0.87
(1,1836)	2:19:B:LEU:HD22	2:22:B:LEU:HA	1	0.87
(1,1836)	2:19:B:LEU:HD23	2:22:B:LEU:HA	1	0.87
(1,1558)	2:19:C:LEU:HD11	2:22:C:LEU:HD11	7	0.87
(1,1558)	2:19:C:LEU:HD11	2:22:C:LEU:HD12	7	0.87
(1,1558)	2:19:C:LEU:HD11	2:22:C:LEU:HD13	7	0.87
(1,1558)	2:19:C:LEU:HD12	2:22:C:LEU:HD11	7	0.87
(1,1558)	2:19:C:LEU:HD12	2:22:C:LEU:HD12	7	0.87
(1,1558)	2:19:C:LEU:HD12	2:22:C:LEU:HD13	7	0.87
(1,1558)	2:19:C:LEU:HD13	2:22:C:LEU:HD11	7	0.87
(1,1558)	2:19:C:LEU:HD13	2:22:C:LEU:HD12	7	0.87
(1,1558)	2:19:C:LEU:HD13	2:22:C:LEU:HD13	7	0.87
(1,912)	2:23:C:ASN:H	2:22:C:LEU:HD11	10	0.87
(1,912)	2:23:C:ASN:H	2:22:C:LEU:HD12	10	0.87
(1,912)	2:23:C:ASN:H	2:22:C:LEU:HD13	10	0.87
(1,248)	1:27:A:LEU:HD11	1:13:A:ALA:HB1	9	0.87
(1,248)	1:27:A:LEU:HD11	1:13:A:ALA:HB2	9	0.87
(1,248)	1:27:A:LEU:HD11	1:13:A:ALA:HB3	9	0.87
(1,248)	1:27:A:LEU:HD12	1:13:A:ALA:HB1	9	0.87
(1,248)	1:27:A:LEU:HD12	1:13:A:ALA:HB2	9	0.87
(1,248)	1:27:A:LEU:HD12	1:13:A:ALA:HB3	9	0.87
(1,248)	1:27:A:LEU:HD13	1:13:A:ALA:HB1	9	0.87
(1,248)	1:27:A:LEU:HD13	1:13:A:ALA:HB2	9	0.87
(1,248)	1:27:A:LEU:HD13	1:13:A:ALA:HB3	9	0.87
(1,1809)	2:29:B:ALA:HB1	2:26:B:GLN:HG3	7	0.86

Continued on next page...

Continued from previous page...

Key	Atom-1	Atom-2	Model ID	Violation (Å)
(1,1809)	2:29:B:ALA:HB2	2:26:B:GLN:HG3	7	0.86
(1,1809)	2:29:B:ALA:HB3	2:26:B:GLN:HG3	7	0.86
(1,1862)	2:27:B:LEU:HD21	2:24:B:PRO:HA	6	0.85
(1,1862)	2:27:B:LEU:HD22	2:24:B:PRO:HA	6	0.85
(1,1862)	2:27:B:LEU:HD23	2:24:B:PRO:HA	6	0.85
(1,1606)	2:19:B:LEU:HD21	2:52:B:ASN:HB2	9	0.85
(1,1606)	2:19:B:LEU:HD22	2:52:B:ASN:HB2	9	0.85
(1,1606)	2:19:B:LEU:HD23	2:52:B:ASN:HB2	9	0.85
(1,1605)	2:19:B:LEU:HD21	2:52:B:ASN:HB3	2	0.85
(1,1605)	2:19:B:LEU:HD22	2:52:B:ASN:HB3	2	0.85
(1,1605)	2:19:B:LEU:HD23	2:52:B:ASN:HB3	2	0.85
(1,1565)	1:17:A:VAL:HG11	2:19:B:LEU:HD11	1	0.85
(1,1565)	1:17:A:VAL:HG11	2:19:B:LEU:HD12	1	0.85
(1,1565)	1:17:A:VAL:HG11	2:19:B:LEU:HD13	1	0.85
(1,1565)	1:17:A:VAL:HG12	2:19:B:LEU:HD11	1	0.85
(1,1565)	1:17:A:VAL:HG12	2:19:B:LEU:HD12	1	0.85
(1,1565)	1:17:A:VAL:HG12	2:19:B:LEU:HD13	1	0.85
(1,1565)	1:17:A:VAL:HG13	2:19:B:LEU:HD11	1	0.85
(1,1565)	1:17:A:VAL:HG13	2:19:B:LEU:HD12	1	0.85
(1,1565)	1:17:A:VAL:HG13	2:19:B:LEU:HD13	1	0.85
(1,1357)	2:22:C:LEU:HA	2:22:C:LEU:HD11	7	0.85
(1,1357)	2:22:C:LEU:HA	2:22:C:LEU:HD12	7	0.85
(1,1357)	2:22:C:LEU:HA	2:22:C:LEU:HD13	7	0.85
(1,1347)	2:52:B:ASN:H	2:22:B:LEU:HD11	8	0.85
(1,1347)	2:52:B:ASN:H	2:22:B:LEU:HD12	8	0.85
(1,1347)	2:52:B:ASN:H	2:22:B:LEU:HD13	8	0.85
(1,1558)	2:19:C:LEU:HD11	2:22:C:LEU:HD11	4	0.84
(1,1558)	2:19:C:LEU:HD11	2:22:C:LEU:HD12	4	0.84
(1,1558)	2:19:C:LEU:HD11	2:22:C:LEU:HD13	4	0.84
(1,1558)	2:19:C:LEU:HD12	2:22:C:LEU:HD11	4	0.84
(1,1558)	2:19:C:LEU:HD12	2:22:C:LEU:HD12	4	0.84
(1,1558)	2:19:C:LEU:HD12	2:22:C:LEU:HD13	4	0.84
(1,1558)	2:19:C:LEU:HD13	2:22:C:LEU:HD11	4	0.84
(1,1558)	2:19:C:LEU:HD13	2:22:C:LEU:HD12	4	0.84
(1,1558)	2:19:C:LEU:HD13	2:22:C:LEU:HD13	4	0.84
(1,1347)	2:52:B:ASN:H	2:22:B:LEU:HD11	1	0.84
(1,1347)	2:52:B:ASN:H	2:22:B:LEU:HD12	1	0.84
(1,1347)	2:52:B:ASN:H	2:22:B:LEU:HD13	1	0.84
(1,372)	1:11:A:ARG:HG2	1:12:A:LEU:H	6	0.84
(1,372)	1:11:A:ARG:HG2	1:12:A:LEU:H	9	0.84
(1,100)	1:28:A:SER:HB2	1:12:A:LEU:H	9	0.84
(1,1849)	2:22:B:LEU:HD11	2:19:B:LEU:HG	10	0.83

Continued on next page...

Continued from previous page...

Key	Atom-1	Atom-2	Model ID	Violation (Å)
(1,1849)	2:22:B:LEU:HD12	2:19:B:LEU:HG	10	0.83
(1,1849)	2:22:B:LEU:HD13	2:19:B:LEU:HG	10	0.83
(1,1384)	2:51:B:LEU:HB3	2:22:B:LEU:HD11	5	0.83
(1,1384)	2:51:B:LEU:HB3	2:22:B:LEU:HD12	5	0.83
(1,1384)	2:51:B:LEU:HB3	2:22:B:LEU:HD13	5	0.83
(1,1357)	2:22:C:LEU:HA	2:22:C:LEU:HD11	3	0.83
(1,1357)	2:22:C:LEU:HA	2:22:C:LEU:HD12	3	0.83
(1,1357)	2:22:C:LEU:HA	2:22:C:LEU:HD13	3	0.83
(1,1357)	2:22:C:LEU:HA	2:22:C:LEU:HD11	4	0.83
(1,1357)	2:22:C:LEU:HA	2:22:C:LEU:HD12	4	0.83
(1,1357)	2:22:C:LEU:HA	2:22:C:LEU:HD13	4	0.83
(1,1324)	2:49:B:LYS:HD2	2:17:B:VAL:HG21	8	0.83
(1,1324)	2:49:B:LYS:HD2	2:17:B:VAL:HG22	8	0.83
(1,1324)	2:49:B:LYS:HD2	2:17:B:VAL:HG23	8	0.83
(1,1107)	2:31:C:ILE:HA	2:27:C:LEU:HD21	6	0.83
(1,1107)	2:31:C:ILE:HA	2:27:C:LEU:HD22	6	0.83
(1,1107)	2:31:C:ILE:HA	2:27:C:LEU:HD23	6	0.83
(1,1809)	2:29:B:ALA:HB1	2:26:B:GLN:HG3	8	0.82
(1,1809)	2:29:B:ALA:HB2	2:26:B:GLN:HG3	8	0.82
(1,1809)	2:29:B:ALA:HB3	2:26:B:GLN:HG3	8	0.82
(1,1809)	2:29:B:ALA:HB1	2:26:B:GLN:HG3	10	0.82
(1,1809)	2:29:B:ALA:HB2	2:26:B:GLN:HG3	10	0.82
(1,1809)	2:29:B:ALA:HB3	2:26:B:GLN:HG3	10	0.82
(1,1552)	2:17:B:VAL:HG21	2:15:B:GLU:HG2	4	0.82
(1,1552)	2:17:B:VAL:HG22	2:15:B:GLU:HG2	4	0.82
(1,1552)	2:17:B:VAL:HG23	2:15:B:GLU:HG2	4	0.82
(1,1387)	2:51:B:LEU:HD21	2:22:B:LEU:HD11	2	0.82
(1,1387)	2:51:B:LEU:HD21	2:22:B:LEU:HD12	2	0.82
(1,1387)	2:51:B:LEU:HD21	2:22:B:LEU:HD13	2	0.82
(1,1387)	2:51:B:LEU:HD22	2:22:B:LEU:HD11	2	0.82
(1,1387)	2:51:B:LEU:HD22	2:22:B:LEU:HD12	2	0.82
(1,1387)	2:51:B:LEU:HD22	2:22:B:LEU:HD13	2	0.82
(1,1387)	2:51:B:LEU:HD23	2:22:B:LEU:HD11	2	0.82
(1,1387)	2:51:B:LEU:HD23	2:22:B:LEU:HD12	2	0.82
(1,1387)	2:51:B:LEU:HD23	2:22:B:LEU:HD13	2	0.82
(1,1357)	2:22:C:LEU:HA	2:22:C:LEU:HD11	6	0.82
(1,1357)	2:22:C:LEU:HA	2:22:C:LEU:HD12	6	0.82
(1,1357)	2:22:C:LEU:HA	2:22:C:LEU:HD13	6	0.82
(1,1357)	2:22:C:LEU:HA	2:22:C:LEU:HD11	10	0.82
(1,1357)	2:22:C:LEU:HA	2:22:C:LEU:HD12	10	0.82
(1,1357)	2:22:C:LEU:HA	2:22:C:LEU:HD13	10	0.82
(1,912)	2:23:C:ASN:H	2:22:C:LEU:HD11	6	0.82

Continued on next page...

Continued from previous page...

Key	Atom-1	Atom-2	Model ID	Violation (Å)
(1,912)	2:23:C:ASN:H	2:22:C:LEU:HD12	6	0.82
(1,912)	2:23:C:ASN:H	2:22:C:LEU:HD13	6	0.82
(1,256)	1:27:A:LEU:HD21	2:42:C:ALA:HB1	1	0.82
(1,256)	1:27:A:LEU:HD21	2:42:C:ALA:HB2	1	0.82
(1,256)	1:27:A:LEU:HD21	2:42:C:ALA:HB3	1	0.82
(1,256)	1:27:A:LEU:HD22	2:42:C:ALA:HB1	1	0.82
(1,256)	1:27:A:LEU:HD22	2:42:C:ALA:HB2	1	0.82
(1,256)	1:27:A:LEU:HD22	2:42:C:ALA:HB3	1	0.82
(1,256)	1:27:A:LEU:HD23	2:42:C:ALA:HB1	1	0.82
(1,256)	1:27:A:LEU:HD23	2:42:C:ALA:HB2	1	0.82
(1,256)	1:27:A:LEU:HD23	2:42:C:ALA:HB3	1	0.82
(1,1921)	2:37:B:ASP:HB3	2:40:B:GLN:HG2	5	0.81
(1,1901)	2:37:B:ASP:HB3	2:44:B:LEU:HG	8	0.81
(1,1809)	2:29:B:ALA:HB1	2:26:B:GLN:HG3	1	0.81
(1,1809)	2:29:B:ALA:HB2	2:26:B:GLN:HG3	1	0.81
(1,1809)	2:29:B:ALA:HB3	2:26:B:GLN:HG3	1	0.81
(1,1357)	2:22:C:LEU:HA	2:22:C:LEU:HD11	5	0.81
(1,1357)	2:22:C:LEU:HA	2:22:C:LEU:HD12	5	0.81
(1,1357)	2:22:C:LEU:HA	2:22:C:LEU:HD13	5	0.81
(1,1138)	2:24:B:PRO:HA	2:27:B:LEU:HB3	9	0.81
(1,962)	2:44:C:LEU:HD11	2:34:C:ILE:HB	1	0.81
(1,962)	2:44:C:LEU:HD12	2:34:C:ILE:HB	1	0.81
(1,962)	2:44:C:LEU:HD13	2:34:C:ILE:HB	1	0.81
(1,63)	1:29:A:SER:H	1:29:A:SER:HB3	10	0.81
(1,1357)	2:22:C:LEU:HA	2:22:C:LEU:HD11	1	0.8
(1,1357)	2:22:C:LEU:HA	2:22:C:LEU:HD12	1	0.8
(1,1357)	2:22:C:LEU:HA	2:22:C:LEU:HD13	1	0.8
(1,1357)	2:22:C:LEU:HA	2:22:C:LEU:HD11	2	0.8
(1,1357)	2:22:C:LEU:HA	2:22:C:LEU:HD12	2	0.8
(1,1357)	2:22:C:LEU:HA	2:22:C:LEU:HD13	2	0.8
(1,1357)	2:22:C:LEU:HA	2:22:C:LEU:HD11	9	0.8
(1,1357)	2:22:C:LEU:HA	2:22:C:LEU:HD12	9	0.8
(1,1357)	2:22:C:LEU:HA	2:22:C:LEU:HD13	9	0.8
(1,256)	1:27:A:LEU:HD21	2:42:C:ALA:HB1	5	0.8
(1,256)	1:27:A:LEU:HD21	2:42:C:ALA:HB2	5	0.8
(1,256)	1:27:A:LEU:HD21	2:42:C:ALA:HB3	5	0.8
(1,256)	1:27:A:LEU:HD22	2:42:C:ALA:HB1	5	0.8
(1,256)	1:27:A:LEU:HD22	2:42:C:ALA:HB2	5	0.8
(1,256)	1:27:A:LEU:HD22	2:42:C:ALA:HB3	5	0.8
(1,256)	1:27:A:LEU:HD23	2:42:C:ALA:HB1	5	0.8
(1,256)	1:27:A:LEU:HD23	2:42:C:ALA:HB2	5	0.8
(1,256)	1:27:A:LEU:HD23	2:42:C:ALA:HB3	5	0.8

Continued on next page...

Continued from previous page...

Key	Atom-1	Atom-2	Model ID	Violation (Å)
(1,256)	1:27:A:LEU:HD21	2:42:C:ALA:HB1	8	0.8
(1,256)	1:27:A:LEU:HD21	2:42:C:ALA:HB2	8	0.8
(1,256)	1:27:A:LEU:HD21	2:42:C:ALA:HB3	8	0.8
(1,256)	1:27:A:LEU:HD22	2:42:C:ALA:HB1	8	0.8
(1,256)	1:27:A:LEU:HD22	2:42:C:ALA:HB2	8	0.8
(1,256)	1:27:A:LEU:HD22	2:42:C:ALA:HB3	8	0.8
(1,256)	1:27:A:LEU:HD23	2:42:C:ALA:HB1	8	0.8
(1,256)	1:27:A:LEU:HD23	2:42:C:ALA:HB2	8	0.8
(1,256)	1:27:A:LEU:HD23	2:42:C:ALA:HB3	8	0.8
(1,1901)	2:37:B:ASP:HB3	2:44:B:LEU:HG	6	0.79
(1,1836)	2:19:B:LEU:HD21	2:22:B:LEU:HA	10	0.79
(1,1836)	2:19:B:LEU:HD22	2:22:B:LEU:HA	10	0.79
(1,1836)	2:19:B:LEU:HD23	2:22:B:LEU:HA	10	0.79
(1,1835)	2:22:B:LEU:HA	2:22:B:LEU:HD11	2	0.79
(1,1835)	2:22:B:LEU:HA	2:22:B:LEU:HD12	2	0.79
(1,1835)	2:22:B:LEU:HA	2:22:B:LEU:HD13	2	0.79
(1,1835)	2:22:B:LEU:HA	2:22:B:LEU:HD11	5	0.79
(1,1835)	2:22:B:LEU:HA	2:22:B:LEU:HD12	5	0.79
(1,1835)	2:22:B:LEU:HA	2:22:B:LEU:HD13	5	0.79
(1,1809)	2:29:B:ALA:HB1	2:26:B:GLN:HG3	9	0.79
(1,1809)	2:29:B:ALA:HB2	2:26:B:GLN:HG3	9	0.79
(1,1809)	2:29:B:ALA:HB3	2:26:B:GLN:HG3	9	0.79
(1,1552)	2:17:B:VAL:HG21	2:15:B:GLU:HG2	6	0.79
(1,1552)	2:17:B:VAL:HG22	2:15:B:GLU:HG2	6	0.79
(1,1552)	2:17:B:VAL:HG23	2:15:B:GLU:HG2	6	0.79
(1,1438)	2:19:C:LEU:HD11	2:48:C:ALA:HB1	1	0.79
(1,1438)	2:19:C:LEU:HD11	2:48:C:ALA:HB2	1	0.79
(1,1438)	2:19:C:LEU:HD11	2:48:C:ALA:HB3	1	0.79
(1,1438)	2:19:C:LEU:HD12	2:48:C:ALA:HB1	1	0.79
(1,1438)	2:19:C:LEU:HD12	2:48:C:ALA:HB2	1	0.79
(1,1438)	2:19:C:LEU:HD12	2:48:C:ALA:HB3	1	0.79
(1,1438)	2:19:C:LEU:HD13	2:48:C:ALA:HB1	1	0.79
(1,1438)	2:19:C:LEU:HD13	2:48:C:ALA:HB2	1	0.79
(1,1438)	2:19:C:LEU:HD13	2:48:C:ALA:HB3	1	0.79
(1,1438)	2:19:C:LEU:HD11	2:48:C:ALA:HB1	4	0.79
(1,1438)	2:19:C:LEU:HD11	2:48:C:ALA:HB2	4	0.79
(1,1438)	2:19:C:LEU:HD11	2:48:C:ALA:HB3	4	0.79
(1,1438)	2:19:C:LEU:HD12	2:48:C:ALA:HB1	4	0.79
(1,1438)	2:19:C:LEU:HD12	2:48:C:ALA:HB2	4	0.79
(1,1438)	2:19:C:LEU:HD12	2:48:C:ALA:HB3	4	0.79
(1,1438)	2:19:C:LEU:HD13	2:48:C:ALA:HB1	4	0.79
(1,1438)	2:19:C:LEU:HD13	2:48:C:ALA:HB2	4	0.79

Continued on next page...

Continued from previous page...

Key	Atom-1	Atom-2	Model ID	Violation (Å)
(1,1438)	2:19:C:LEU:HD13	2:48:C:ALA:HB3	4	0.79
(1,1344)	2:23:B:ASN:H	2:22:B:LEU:HD11	8	0.79
(1,1344)	2:23:B:ASN:H	2:22:B:LEU:HD12	8	0.79
(1,1344)	2:23:B:ASN:H	2:22:B:LEU:HD13	8	0.79
(1,1138)	2:24:B:PRO:HA	2:27:B:LEU:HB3	5	0.79
(1,962)	2:44:C:LEU:HD11	2:34:C:ILE:HB	5	0.79
(1,962)	2:44:C:LEU:HD12	2:34:C:ILE:HB	5	0.79
(1,962)	2:44:C:LEU:HD13	2:34:C:ILE:HB	5	0.79
(1,256)	1:27:A:LEU:HD21	2:42:C:ALA:HB1	6	0.79
(1,256)	1:27:A:LEU:HD21	2:42:C:ALA:HB2	6	0.79
(1,256)	1:27:A:LEU:HD21	2:42:C:ALA:HB3	6	0.79
(1,256)	1:27:A:LEU:HD22	2:42:C:ALA:HB1	6	0.79
(1,256)	1:27:A:LEU:HD22	2:42:C:ALA:HB2	6	0.79
(1,256)	1:27:A:LEU:HD22	2:42:C:ALA:HB3	6	0.79
(1,256)	1:27:A:LEU:HD23	2:42:C:ALA:HB1	6	0.79
(1,256)	1:27:A:LEU:HD23	2:42:C:ALA:HB2	6	0.79
(1,256)	1:27:A:LEU:HD23	2:42:C:ALA:HB3	6	0.79
(1,1879)	2:52:C:ASN:HB3	2:22:C:LEU:HD11	7	0.78
(1,1879)	2:52:C:ASN:HB3	2:22:C:LEU:HD12	7	0.78
(1,1879)	2:52:C:ASN:HB3	2:22:C:LEU:HD13	7	0.78
(1,1835)	2:22:B:LEU:HA	2:22:B:LEU:HD11	9	0.78
(1,1835)	2:22:B:LEU:HA	2:22:B:LEU:HD12	9	0.78
(1,1835)	2:22:B:LEU:HA	2:22:B:LEU:HD13	9	0.78
(1,1829)	2:21:C:ASN:H	2:20:C:PRO:HG3	7	0.78
(1,1357)	2:22:C:LEU:HA	2:22:C:LEU:HD11	8	0.78
(1,1357)	2:22:C:LEU:HA	2:22:C:LEU:HD12	8	0.78
(1,1357)	2:22:C:LEU:HA	2:22:C:LEU:HD13	8	0.78
(1,256)	1:27:A:LEU:HD21	2:42:C:ALA:HB1	2	0.78
(1,256)	1:27:A:LEU:HD21	2:42:C:ALA:HB2	2	0.78
(1,256)	1:27:A:LEU:HD21	2:42:C:ALA:HB3	2	0.78
(1,256)	1:27:A:LEU:HD22	2:42:C:ALA:HB1	2	0.78
(1,256)	1:27:A:LEU:HD22	2:42:C:ALA:HB2	2	0.78
(1,256)	1:27:A:LEU:HD22	2:42:C:ALA:HB3	2	0.78
(1,256)	1:27:A:LEU:HD23	2:42:C:ALA:HB1	2	0.78
(1,256)	1:27:A:LEU:HD23	2:42:C:ALA:HB2	2	0.78
(1,256)	1:27:A:LEU:HD23	2:42:C:ALA:HB3	2	0.78
(1,256)	1:27:A:LEU:HD21	2:42:C:ALA:HB1	7	0.78
(1,256)	1:27:A:LEU:HD21	2:42:C:ALA:HB2	7	0.78
(1,256)	1:27:A:LEU:HD21	2:42:C:ALA:HB3	7	0.78
(1,256)	1:27:A:LEU:HD22	2:42:C:ALA:HB1	7	0.78
(1,256)	1:27:A:LEU:HD22	2:42:C:ALA:HB2	7	0.78
(1,256)	1:27:A:LEU:HD22	2:42:C:ALA:HB3	7	0.78

Continued on next page...

Continued from previous page...

Key	Atom-1	Atom-2	Model ID	Violation (Å)
(1,256)	1:27:A:LEU:HD23	2:42:C:ALA:HB1	7	0.78
(1,256)	1:27:A:LEU:HD23	2:42:C:ALA:HB2	7	0.78
(1,256)	1:27:A:LEU:HD23	2:42:C:ALA:HB3	7	0.78
(1,1873)	2:23:B:ASN:HD22	2:26:B:GLN:HG2	2	0.77
(1,1835)	2:22:B:LEU:HA	2:22:B:LEU:HD11	4	0.77
(1,1835)	2:22:B:LEU:HA	2:22:B:LEU:HD12	4	0.77
(1,1835)	2:22:B:LEU:HA	2:22:B:LEU:HD13	4	0.77
(1,1835)	2:22:B:LEU:HA	2:22:B:LEU:HD11	6	0.77
(1,1835)	2:22:B:LEU:HA	2:22:B:LEU:HD12	6	0.77
(1,1835)	2:22:B:LEU:HA	2:22:B:LEU:HD13	6	0.77
(1,1835)	2:22:B:LEU:HA	2:22:B:LEU:HD11	7	0.77
(1,1835)	2:22:B:LEU:HA	2:22:B:LEU:HD12	7	0.77
(1,1835)	2:22:B:LEU:HA	2:22:B:LEU:HD13	7	0.77
(1,1559)	2:19:B:LEU:HD21	2:22:B:LEU:HD11	1	0.77
(1,1559)	2:19:B:LEU:HD21	2:22:B:LEU:HD12	1	0.77
(1,1559)	2:19:B:LEU:HD21	2:22:B:LEU:HD13	1	0.77
(1,1559)	2:19:B:LEU:HD22	2:22:B:LEU:HD11	1	0.77
(1,1559)	2:19:B:LEU:HD22	2:22:B:LEU:HD12	1	0.77
(1,1559)	2:19:B:LEU:HD22	2:22:B:LEU:HD13	1	0.77
(1,1559)	2:19:B:LEU:HD23	2:22:B:LEU:HD11	1	0.77
(1,1559)	2:19:B:LEU:HD23	2:22:B:LEU:HD12	1	0.77
(1,1559)	2:19:B:LEU:HD23	2:22:B:LEU:HD13	1	0.77
(1,1559)	2:19:B:LEU:HD21	2:22:B:LEU:HD11	8	0.77
(1,1559)	2:19:B:LEU:HD21	2:22:B:LEU:HD12	8	0.77
(1,1559)	2:19:B:LEU:HD21	2:22:B:LEU:HD13	8	0.77
(1,1559)	2:19:B:LEU:HD22	2:22:B:LEU:HD11	8	0.77
(1,1559)	2:19:B:LEU:HD22	2:22:B:LEU:HD12	8	0.77
(1,1559)	2:19:B:LEU:HD22	2:22:B:LEU:HD13	8	0.77
(1,1559)	2:19:B:LEU:HD23	2:22:B:LEU:HD11	8	0.77
(1,1559)	2:19:B:LEU:HD23	2:22:B:LEU:HD12	8	0.77
(1,1559)	2:19:B:LEU:HD23	2:22:B:LEU:HD13	8	0.77
(1,1556)	2:17:C:VAL:HG11	2:19:C:LEU:HD21	2	0.77
(1,1556)	2:17:C:VAL:HG11	2:19:C:LEU:HD22	2	0.77
(1,1556)	2:17:C:VAL:HG11	2:19:C:LEU:HD23	2	0.77
(1,1556)	2:17:C:VAL:HG12	2:19:C:LEU:HD21	2	0.77
(1,1556)	2:17:C:VAL:HG12	2:19:C:LEU:HD22	2	0.77
(1,1556)	2:17:C:VAL:HG12	2:19:C:LEU:HD23	2	0.77
(1,1556)	2:17:C:VAL:HG13	2:19:C:LEU:HD21	2	0.77
(1,1556)	2:17:C:VAL:HG13	2:19:C:LEU:HD22	2	0.77
(1,1556)	2:17:C:VAL:HG13	2:19:C:LEU:HD23	2	0.77
(1,1552)	2:17:B:VAL:HG21	2:15:B:GLU:HG2	5	0.77
(1,1552)	2:17:B:VAL:HG22	2:15:B:GLU:HG2	5	0.77

Continued on next page...

Continued from previous page...

Key	Atom-1	Atom-2	Model ID	Violation (Å)
(1,1552)	2:17:B:VAL:HG23	2:15:B:GLU:HG2	5	0.77
(1,1384)	2:51:B:LEU:HB3	2:22:B:LEU:HD11	7	0.77
(1,1384)	2:51:B:LEU:HB3	2:22:B:LEU:HD12	7	0.77
(1,1384)	2:51:B:LEU:HB3	2:22:B:LEU:HD13	7	0.77
(1,1347)	2:52:B:ASN:H	2:22:B:LEU:HD11	4	0.77
(1,1347)	2:52:B:ASN:H	2:22:B:LEU:HD12	4	0.77
(1,1347)	2:52:B:ASN:H	2:22:B:LEU:HD13	4	0.77
(1,1326)	2:49:B:LYS:HD3	2:17:B:VAL:HG21	1	0.77
(1,1326)	2:49:B:LYS:HD3	2:17:B:VAL:HG22	1	0.77
(1,1326)	2:49:B:LYS:HD3	2:17:B:VAL:HG23	1	0.77
(1,1023)	2:18:B:TYR:H	2:17:B:VAL:HG21	10	0.77
(1,1023)	2:18:B:TYR:H	2:17:B:VAL:HG22	10	0.77
(1,1023)	2:18:B:TYR:H	2:17:B:VAL:HG23	10	0.77
(1,912)	2:23:C:ASN:H	2:22:C:LEU:HD11	5	0.77
(1,912)	2:23:C:ASN:H	2:22:C:LEU:HD12	5	0.77
(1,912)	2:23:C:ASN:H	2:22:C:LEU:HD13	5	0.77
(1,256)	1:27:A:LEU:HD21	2:42:C:ALA:HB1	9	0.77
(1,256)	1:27:A:LEU:HD21	2:42:C:ALA:HB2	9	0.77
(1,256)	1:27:A:LEU:HD21	2:42:C:ALA:HB3	9	0.77
(1,256)	1:27:A:LEU:HD22	2:42:C:ALA:HB1	9	0.77
(1,256)	1:27:A:LEU:HD22	2:42:C:ALA:HB2	9	0.77
(1,256)	1:27:A:LEU:HD22	2:42:C:ALA:HB3	9	0.77
(1,256)	1:27:A:LEU:HD23	2:42:C:ALA:HB1	9	0.77
(1,256)	1:27:A:LEU:HD23	2:42:C:ALA:HB2	9	0.77
(1,256)	1:27:A:LEU:HD23	2:42:C:ALA:HB3	9	0.77
(1,1879)	2:52:C:ASN:HB3	2:22:C:LEU:HD11	5	0.76
(1,1879)	2:52:C:ASN:HB3	2:22:C:LEU:HD12	5	0.76
(1,1879)	2:52:C:ASN:HB3	2:22:C:LEU:HD13	5	0.76
(1,1835)	2:22:B:LEU:HA	2:22:B:LEU:HD11	3	0.76
(1,1835)	2:22:B:LEU:HA	2:22:B:LEU:HD12	3	0.76
(1,1835)	2:22:B:LEU:HA	2:22:B:LEU:HD13	3	0.76
(1,1752)	2:44:C:LEU:HD21	2:43:C:ASN:HB2	1	0.76
(1,1752)	2:44:C:LEU:HD21	2:43:C:ASN:HB3	1	0.76
(1,1752)	2:44:C:LEU:HD22	2:43:C:ASN:HB2	1	0.76
(1,1752)	2:44:C:LEU:HD22	2:43:C:ASN:HB3	1	0.76
(1,1752)	2:44:C:LEU:HD23	2:43:C:ASN:HB2	1	0.76
(1,1752)	2:44:C:LEU:HD23	2:43:C:ASN:HB3	1	0.76
(1,1324)	2:49:B:LYS:HD2	2:17:B:VAL:HG21	9	0.76
(1,1324)	2:49:B:LYS:HD2	2:17:B:VAL:HG22	9	0.76
(1,1324)	2:49:B:LYS:HD2	2:17:B:VAL:HG23	9	0.76
(1,1556)	2:17:C:VAL:HG11	2:19:C:LEU:HD21	3	0.75
(1,1556)	2:17:C:VAL:HG11	2:19:C:LEU:HD22	3	0.75

Continued on next page...

Continued from previous page...

Key	Atom-1	Atom-2	Model ID	Violation (Å)
(1,1556)	2:17:C:VAL:HG11	2:19:C:LEU:HD23	3	0.75
(1,1556)	2:17:C:VAL:HG12	2:19:C:LEU:HD21	3	0.75
(1,1556)	2:17:C:VAL:HG12	2:19:C:LEU:HD22	3	0.75
(1,1556)	2:17:C:VAL:HG12	2:19:C:LEU:HD23	3	0.75
(1,1556)	2:17:C:VAL:HG13	2:19:C:LEU:HD21	3	0.75
(1,1556)	2:17:C:VAL:HG13	2:19:C:LEU:HD22	3	0.75
(1,1556)	2:17:C:VAL:HG13	2:19:C:LEU:HD23	3	0.75
(1,256)	1:27:A:LEU:HD21	2:42:C:ALA:HB1	4	0.75
(1,256)	1:27:A:LEU:HD21	2:42:C:ALA:HB2	4	0.75
(1,256)	1:27:A:LEU:HD21	2:42:C:ALA:HB3	4	0.75
(1,256)	1:27:A:LEU:HD22	2:42:C:ALA:HB1	4	0.75
(1,256)	1:27:A:LEU:HD22	2:42:C:ALA:HB2	4	0.75
(1,256)	1:27:A:LEU:HD22	2:42:C:ALA:HB3	4	0.75
(1,256)	1:27:A:LEU:HD23	2:42:C:ALA:HB1	4	0.75
(1,256)	1:27:A:LEU:HD23	2:42:C:ALA:HB2	4	0.75
(1,256)	1:27:A:LEU:HD23	2:42:C:ALA:HB3	4	0.75
(1,1324)	2:49:B:LYS:HD2	2:17:B:VAL:HG21	2	0.74
(1,1324)	2:49:B:LYS:HD2	2:17:B:VAL:HG22	2	0.74
(1,1324)	2:49:B:LYS:HD2	2:17:B:VAL:HG23	2	0.74
(1,1023)	2:18:B:TYR:H	2:17:B:VAL:HG21	1	0.74
(1,1023)	2:18:B:TYR:H	2:17:B:VAL:HG22	1	0.74
(1,1023)	2:18:B:TYR:H	2:17:B:VAL:HG23	1	0.74
(1,1023)	2:18:B:TYR:H	2:17:B:VAL:HG21	5	0.74
(1,1023)	2:18:B:TYR:H	2:17:B:VAL:HG22	5	0.74
(1,1023)	2:18:B:TYR:H	2:17:B:VAL:HG23	5	0.74
(1,1023)	2:18:B:TYR:H	2:17:B:VAL:HG21	8	0.74
(1,1023)	2:18:B:TYR:H	2:17:B:VAL:HG22	8	0.74
(1,1023)	2:18:B:TYR:H	2:17:B:VAL:HG23	8	0.74
(1,1023)	2:18:B:TYR:H	2:17:B:VAL:HG21	9	0.74
(1,1023)	2:18:B:TYR:H	2:17:B:VAL:HG22	9	0.74
(1,1023)	2:18:B:TYR:H	2:17:B:VAL:HG23	9	0.74
(1,256)	1:27:A:LEU:HD21	2:42:C:ALA:HB1	3	0.74
(1,256)	1:27:A:LEU:HD21	2:42:C:ALA:HB2	3	0.74
(1,256)	1:27:A:LEU:HD21	2:42:C:ALA:HB3	3	0.74
(1,256)	1:27:A:LEU:HD22	2:42:C:ALA:HB1	3	0.74
(1,256)	1:27:A:LEU:HD22	2:42:C:ALA:HB2	3	0.74
(1,256)	1:27:A:LEU:HD22	2:42:C:ALA:HB3	3	0.74
(1,256)	1:27:A:LEU:HD23	2:42:C:ALA:HB1	3	0.74
(1,256)	1:27:A:LEU:HD23	2:42:C:ALA:HB2	3	0.74
(1,256)	1:27:A:LEU:HD23	2:42:C:ALA:HB3	3	0.74
(1,1862)	2:27:B:LEU:HD21	2:24:B:PRO:HA	4	0.73
(1,1862)	2:27:B:LEU:HD22	2:24:B:PRO:HA	4	0.73

Continued on next page...

Continued from previous page...

Key	Atom-1	Atom-2	Model ID	Violation (Å)
(1,1862)	2:27:B:LEU:HD23	2:24:B:PRO:HA	4	0.73
(1,1545)	1:27:A:LEU:HD21	2:15:C:GLU:HG2	10	0.73
(1,1545)	1:27:A:LEU:HD22	2:15:C:GLU:HG2	10	0.73
(1,1545)	1:27:A:LEU:HD23	2:15:C:GLU:HG2	10	0.73
(1,1387)	2:51:B:LEU:HD21	2:22:B:LEU:HD11	5	0.73
(1,1387)	2:51:B:LEU:HD21	2:22:B:LEU:HD12	5	0.73
(1,1387)	2:51:B:LEU:HD21	2:22:B:LEU:HD13	5	0.73
(1,1387)	2:51:B:LEU:HD22	2:22:B:LEU:HD11	5	0.73
(1,1387)	2:51:B:LEU:HD22	2:22:B:LEU:HD12	5	0.73
(1,1387)	2:51:B:LEU:HD22	2:22:B:LEU:HD13	5	0.73
(1,1387)	2:51:B:LEU:HD23	2:22:B:LEU:HD11	5	0.73
(1,1387)	2:51:B:LEU:HD23	2:22:B:LEU:HD12	5	0.73
(1,1387)	2:51:B:LEU:HD23	2:22:B:LEU:HD13	5	0.73
(1,1384)	2:51:B:LEU:HB3	2:22:B:LEU:HD11	3	0.73
(1,1384)	2:51:B:LEU:HB3	2:22:B:LEU:HD12	3	0.73
(1,1384)	2:51:B:LEU:HB3	2:22:B:LEU:HD13	3	0.73
(1,1316)	2:17:B:VAL:HG21	2:49:B:LYS:HE2	6	0.73
(1,1316)	2:17:B:VAL:HG21	2:49:B:LYS:HE3	6	0.73
(1,1316)	2:17:B:VAL:HG22	2:49:B:LYS:HE2	6	0.73
(1,1316)	2:17:B:VAL:HG22	2:49:B:LYS:HE3	6	0.73
(1,1316)	2:17:B:VAL:HG23	2:49:B:LYS:HE2	6	0.73
(1,1316)	2:17:B:VAL:HG23	2:49:B:LYS:HE3	6	0.73
(1,1107)	2:31:C:ILE:HA	2:27:C:LEU:HD21	9	0.73
(1,1107)	2:31:C:ILE:HA	2:27:C:LEU:HD22	9	0.73
(1,1107)	2:31:C:ILE:HA	2:27:C:LEU:HD23	9	0.73
(1,1023)	2:18:B:TYR:H	2:17:B:VAL:HG21	2	0.73
(1,1023)	2:18:B:TYR:H	2:17:B:VAL:HG22	2	0.73
(1,1023)	2:18:B:TYR:H	2:17:B:VAL:HG23	2	0.73
(1,912)	2:23:C:ASN:H	2:22:C:LEU:HD11	1	0.73
(1,912)	2:23:C:ASN:H	2:22:C:LEU:HD12	1	0.73
(1,912)	2:23:C:ASN:H	2:22:C:LEU:HD13	1	0.73
(1,256)	1:27:A:LEU:HD21	2:42:C:ALA:HB1	10	0.73
(1,256)	1:27:A:LEU:HD21	2:42:C:ALA:HB2	10	0.73
(1,256)	1:27:A:LEU:HD21	2:42:C:ALA:HB3	10	0.73
(1,256)	1:27:A:LEU:HD22	2:42:C:ALA:HB1	10	0.73
(1,256)	1:27:A:LEU:HD22	2:42:C:ALA:HB2	10	0.73
(1,256)	1:27:A:LEU:HD22	2:42:C:ALA:HB3	10	0.73
(1,256)	1:27:A:LEU:HD23	2:42:C:ALA:HB1	10	0.73
(1,256)	1:27:A:LEU:HD23	2:42:C:ALA:HB2	10	0.73
(1,256)	1:27:A:LEU:HD23	2:42:C:ALA:HB3	10	0.73
(1,1606)	2:19:B:LEU:HD21	2:52:B:ASN:HB2	2	0.72
(1,1606)	2:19:B:LEU:HD22	2:52:B:ASN:HB2	2	0.72

Continued on next page...

Continued from previous page...

Key	Atom-1	Atom-2	Model ID	Violation (Å)
(1,1606)	2:19:B:LEU:HD23	2:52:B:ASN:HB2	2	0.72
(1,1837)	2:19:C:LEU:HD11	2:22:C:LEU:HA	7	0.71
(1,1837)	2:19:C:LEU:HD12	2:22:C:LEU:HA	7	0.71
(1,1837)	2:19:C:LEU:HD13	2:22:C:LEU:HA	7	0.71
(1,1771)	2:47:B:GLU:H	2:47:B:GLU:HG2	4	0.71
(1,1556)	2:17:C:VAL:HG11	2:19:C:LEU:HD21	10	0.71
(1,1556)	2:17:C:VAL:HG11	2:19:C:LEU:HD22	10	0.71
(1,1556)	2:17:C:VAL:HG11	2:19:C:LEU:HD23	10	0.71
(1,1556)	2:17:C:VAL:HG12	2:19:C:LEU:HD21	10	0.71
(1,1556)	2:17:C:VAL:HG12	2:19:C:LEU:HD22	10	0.71
(1,1556)	2:17:C:VAL:HG12	2:19:C:LEU:HD23	10	0.71
(1,1556)	2:17:C:VAL:HG13	2:19:C:LEU:HD21	10	0.71
(1,1556)	2:17:C:VAL:HG13	2:19:C:LEU:HD22	10	0.71
(1,1556)	2:17:C:VAL:HG13	2:19:C:LEU:HD23	10	0.71
(1,1023)	2:18:B:TYR:H	2:17:B:VAL:HG21	4	0.71
(1,1023)	2:18:B:TYR:H	2:17:B:VAL:HG22	4	0.71
(1,1023)	2:18:B:TYR:H	2:17:B:VAL:HG23	4	0.71
(1,1717)	2:41:C:SER:HA	2:44:C:LEU:HD11	2	0.7
(1,1717)	2:41:C:SER:HA	2:44:C:LEU:HD12	2	0.7
(1,1717)	2:41:C:SER:HA	2:44:C:LEU:HD13	2	0.7
(1,1604)	2:19:C:LEU:HD11	2:52:C:ASN:HB3	1	0.7
(1,1604)	2:19:C:LEU:HD12	2:52:C:ASN:HB3	1	0.7
(1,1604)	2:19:C:LEU:HD13	2:52:C:ASN:HB3	1	0.7
(1,1324)	2:49:B:LYS:HD2	2:17:B:VAL:HG21	10	0.7
(1,1324)	2:49:B:LYS:HD2	2:17:B:VAL:HG22	10	0.7
(1,1324)	2:49:B:LYS:HD2	2:17:B:VAL:HG23	10	0.7
(1,1138)	2:24:B:PRO:HA	2:27:B:LEU:HB3	6	0.7
(1,962)	2:44:C:LEU:HD11	2:34:C:ILE:HB	7	0.7
(1,962)	2:44:C:LEU:HD12	2:34:C:ILE:HB	7	0.7
(1,962)	2:44:C:LEU:HD13	2:34:C:ILE:HB	7	0.7
(1,63)	1:29:A:SER:H	1:29:A:SER:HB3	7	0.7
(1,1835)	2:22:B:LEU:HA	2:22:B:LEU:HD11	8	0.69
(1,1835)	2:22:B:LEU:HA	2:22:B:LEU:HD12	8	0.69
(1,1835)	2:22:B:LEU:HA	2:22:B:LEU:HD13	8	0.69
(1,1604)	2:19:C:LEU:HD11	2:52:C:ASN:HB3	4	0.69
(1,1604)	2:19:C:LEU:HD12	2:52:C:ASN:HB3	4	0.69
(1,1604)	2:19:C:LEU:HD13	2:52:C:ASN:HB3	4	0.69
(1,1604)	2:19:C:LEU:HD11	2:52:C:ASN:HB3	10	0.69
(1,1604)	2:19:C:LEU:HD12	2:52:C:ASN:HB3	10	0.69
(1,1604)	2:19:C:LEU:HD13	2:52:C:ASN:HB3	10	0.69
(1,1558)	2:19:C:LEU:HD11	2:22:C:LEU:HD11	1	0.69
(1,1558)	2:19:C:LEU:HD11	2:22:C:LEU:HD12	1	0.69

Continued on next page...

Continued from previous page...

Key	Atom-1	Atom-2	Model ID	Violation (Å)
(1,1558)	2:19:C:LEU:HD11	2:22:C:LEU:HD13	1	0.69
(1,1558)	2:19:C:LEU:HD12	2:22:C:LEU:HD11	1	0.69
(1,1558)	2:19:C:LEU:HD12	2:22:C:LEU:HD12	1	0.69
(1,1558)	2:19:C:LEU:HD12	2:22:C:LEU:HD13	1	0.69
(1,1558)	2:19:C:LEU:HD13	2:22:C:LEU:HD11	1	0.69
(1,1558)	2:19:C:LEU:HD13	2:22:C:LEU:HD12	1	0.69
(1,1558)	2:19:C:LEU:HD13	2:22:C:LEU:HD13	1	0.69
(1,1324)	2:49:B:LYS:HD2	2:17:B:VAL:HG21	4	0.69
(1,1324)	2:49:B:LYS:HD2	2:17:B:VAL:HG22	4	0.69
(1,1324)	2:49:B:LYS:HD2	2:17:B:VAL:HG23	4	0.69
(1,1023)	2:18:B:TYR:H	2:17:B:VAL:HG21	3	0.69
(1,1023)	2:18:B:TYR:H	2:17:B:VAL:HG22	3	0.69
(1,1023)	2:18:B:TYR:H	2:17:B:VAL:HG23	3	0.69
(1,1023)	2:18:B:TYR:H	2:17:B:VAL:HG21	6	0.69
(1,1023)	2:18:B:TYR:H	2:17:B:VAL:HG22	6	0.69
(1,1023)	2:18:B:TYR:H	2:17:B:VAL:HG23	6	0.69
(1,912)	2:23:C:ASN:H	2:22:C:LEU:HD11	3	0.69
(1,912)	2:23:C:ASN:H	2:22:C:LEU:HD12	3	0.69
(1,912)	2:23:C:ASN:H	2:22:C:LEU:HD13	3	0.69
(1,1604)	2:19:C:LEU:HD11	2:52:C:ASN:HB3	7	0.68
(1,1604)	2:19:C:LEU:HD12	2:52:C:ASN:HB3	7	0.68
(1,1604)	2:19:C:LEU:HD13	2:52:C:ASN:HB3	7	0.68
(1,1559)	2:19:B:LEU:HD21	2:22:B:LEU:HD11	10	0.68
(1,1559)	2:19:B:LEU:HD21	2:22:B:LEU:HD12	10	0.68
(1,1559)	2:19:B:LEU:HD21	2:22:B:LEU:HD13	10	0.68
(1,1559)	2:19:B:LEU:HD22	2:22:B:LEU:HD11	10	0.68
(1,1559)	2:19:B:LEU:HD22	2:22:B:LEU:HD12	10	0.68
(1,1559)	2:19:B:LEU:HD22	2:22:B:LEU:HD13	10	0.68
(1,1559)	2:19:B:LEU:HD23	2:22:B:LEU:HD11	10	0.68
(1,1559)	2:19:B:LEU:HD23	2:22:B:LEU:HD12	10	0.68
(1,1559)	2:19:B:LEU:HD23	2:22:B:LEU:HD13	10	0.68
(1,1023)	2:18:B:TYR:H	2:17:B:VAL:HG21	7	0.68
(1,1023)	2:18:B:TYR:H	2:17:B:VAL:HG22	7	0.68
(1,1023)	2:18:B:TYR:H	2:17:B:VAL:HG23	7	0.68
(1,1902)	2:44:B:LEU:HD11	2:37:B:ASP:HB3	10	0.67
(1,1902)	2:44:B:LEU:HD12	2:37:B:ASP:HB3	10	0.67
(1,1902)	2:44:B:LEU:HD13	2:37:B:ASP:HB3	10	0.67
(1,1849)	2:22:B:LEU:HD11	2:19:B:LEU:HG	8	0.67
(1,1849)	2:22:B:LEU:HD12	2:19:B:LEU:HG	8	0.67
(1,1849)	2:22:B:LEU:HD13	2:19:B:LEU:HG	8	0.67
(1,1771)	2:47:B:GLU:H	2:47:B:GLU:HG2	10	0.67
(1,1432)	1:24:A:GLY:HA3	2:19:C:LEU:HB2	9	0.67

Continued on next page...

Continued from previous page...

Key	Atom-1	Atom-2	Model ID	Violation (Å)
(1,1384)	2:51:B:LEU:HB3	2:22:B:LEU:HD11	9	0.67
(1,1384)	2:51:B:LEU:HB3	2:22:B:LEU:HD12	9	0.67
(1,1384)	2:51:B:LEU:HB3	2:22:B:LEU:HD13	9	0.67
(1,1326)	2:49:B:LYS:HD3	2:17:B:VAL:HG21	8	0.67
(1,1326)	2:49:B:LYS:HD3	2:17:B:VAL:HG22	8	0.67
(1,1326)	2:49:B:LYS:HD3	2:17:B:VAL:HG23	8	0.67
(1,1316)	2:17:B:VAL:HG21	2:49:B:LYS:HE2	7	0.67
(1,1316)	2:17:B:VAL:HG21	2:49:B:LYS:HE3	7	0.67
(1,1316)	2:17:B:VAL:HG22	2:49:B:LYS:HE2	7	0.67
(1,1316)	2:17:B:VAL:HG22	2:49:B:LYS:HE3	7	0.67
(1,1316)	2:17:B:VAL:HG23	2:49:B:LYS:HE2	7	0.67
(1,1316)	2:17:B:VAL:HG23	2:49:B:LYS:HE3	7	0.67
(1,1138)	2:24:B:PRO:HA	2:27:B:LEU:HB3	8	0.67
(1,911)	2:23:B:ASN:H	2:22:B:LEU:HD11	9	0.67
(1,911)	2:23:B:ASN:H	2:22:B:LEU:HD12	9	0.67
(1,911)	2:23:B:ASN:H	2:22:B:LEU:HD13	9	0.67
(1,267)	1:27:A:LEU:HD11	2:45:C:LEU:HB3	10	0.67
(1,267)	1:27:A:LEU:HD12	2:45:C:LEU:HB3	10	0.67
(1,267)	1:27:A:LEU:HD13	2:45:C:LEU:HB3	10	0.67
(1,1556)	2:17:C:VAL:HG11	2:19:C:LEU:HD21	5	0.66
(1,1556)	2:17:C:VAL:HG11	2:19:C:LEU:HD22	5	0.66
(1,1556)	2:17:C:VAL:HG11	2:19:C:LEU:HD23	5	0.66
(1,1556)	2:17:C:VAL:HG12	2:19:C:LEU:HD21	5	0.66
(1,1556)	2:17:C:VAL:HG12	2:19:C:LEU:HD22	5	0.66
(1,1556)	2:17:C:VAL:HG12	2:19:C:LEU:HD23	5	0.66
(1,1556)	2:17:C:VAL:HG13	2:19:C:LEU:HD21	5	0.66
(1,1556)	2:17:C:VAL:HG13	2:19:C:LEU:HD22	5	0.66
(1,1556)	2:17:C:VAL:HG13	2:19:C:LEU:HD23	5	0.66
(1,912)	2:23:C:ASN:H	2:22:C:LEU:HD11	4	0.66
(1,912)	2:23:C:ASN:H	2:22:C:LEU:HD12	4	0.66
(1,912)	2:23:C:ASN:H	2:22:C:LEU:HD13	4	0.66
(1,912)	2:23:C:ASN:H	2:22:C:LEU:HD11	7	0.66
(1,912)	2:23:C:ASN:H	2:22:C:LEU:HD12	7	0.66
(1,912)	2:23:C:ASN:H	2:22:C:LEU:HD13	7	0.66
(1,413)	1:11:A:ARG:HG2	1:12:A:LEU:HD11	10	0.66
(1,413)	1:11:A:ARG:HG2	1:12:A:LEU:HD12	10	0.66
(1,413)	1:11:A:ARG:HG2	1:12:A:LEU:HD13	10	0.66
(1,267)	1:27:A:LEU:HD11	2:45:C:LEU:HB3	2	0.66
(1,267)	1:27:A:LEU:HD12	2:45:C:LEU:HB3	2	0.66
(1,267)	1:27:A:LEU:HD13	2:45:C:LEU:HB3	2	0.66
(1,267)	1:27:A:LEU:HD11	2:45:C:LEU:HB3	4	0.66
(1,267)	1:27:A:LEU:HD12	2:45:C:LEU:HB3	4	0.66

Continued on next page...

Continued from previous page...

Key	Atom-1	Atom-2	Model ID	Violation (Å)
(1,267)	1:27:A:LEU:HD13	2:45:C:LEU:HB3	4	0.66
(1,1931)	2:19:B:LEU:HD21	2:48:B:ALA:HA	8	0.65
(1,1931)	2:19:B:LEU:HD22	2:48:B:ALA:HA	8	0.65
(1,1931)	2:19:B:LEU:HD23	2:48:B:ALA:HA	8	0.65
(1,1902)	2:44:B:LEU:HD11	2:37:B:ASP:HB3	1	0.65
(1,1902)	2:44:B:LEU:HD12	2:37:B:ASP:HB3	1	0.65
(1,1902)	2:44:B:LEU:HD13	2:37:B:ASP:HB3	1	0.65
(1,1879)	2:52:C:ASN:HB3	2:22:C:LEU:HD11	1	0.65
(1,1879)	2:52:C:ASN:HB3	2:22:C:LEU:HD12	1	0.65
(1,1879)	2:52:C:ASN:HB3	2:22:C:LEU:HD13	1	0.65
(1,1837)	2:19:C:LEU:HD11	2:22:C:LEU:HA	3	0.65
(1,1837)	2:19:C:LEU:HD12	2:22:C:LEU:HA	3	0.65
(1,1837)	2:19:C:LEU:HD13	2:22:C:LEU:HA	3	0.65
(1,1836)	2:19:B:LEU:HD21	2:22:B:LEU:HA	7	0.65
(1,1836)	2:19:B:LEU:HD22	2:22:B:LEU:HA	7	0.65
(1,1836)	2:19:B:LEU:HD23	2:22:B:LEU:HA	7	0.65
(1,1835)	2:22:B:LEU:HA	2:22:B:LEU:HD11	1	0.65
(1,1835)	2:22:B:LEU:HA	2:22:B:LEU:HD12	1	0.65
(1,1835)	2:22:B:LEU:HA	2:22:B:LEU:HD13	1	0.65
(1,1771)	2:47:B:GLU:H	2:47:B:GLU:HG2	5	0.65
(1,1604)	2:19:C:LEU:HD11	2:52:C:ASN:HB3	2	0.65
(1,1604)	2:19:C:LEU:HD12	2:52:C:ASN:HB3	2	0.65
(1,1604)	2:19:C:LEU:HD13	2:52:C:ASN:HB3	2	0.65
(1,1384)	2:51:B:LEU:HB3	2:22:B:LEU:HD11	6	0.65
(1,1384)	2:51:B:LEU:HB3	2:22:B:LEU:HD12	6	0.65
(1,1384)	2:51:B:LEU:HB3	2:22:B:LEU:HD13	6	0.65
(1,1902)	2:44:B:LEU:HD11	2:37:B:ASP:HB3	4	0.64
(1,1902)	2:44:B:LEU:HD12	2:37:B:ASP:HB3	4	0.64
(1,1902)	2:44:B:LEU:HD13	2:37:B:ASP:HB3	4	0.64
(1,1467)	2:45:C:LEU:HB2	2:45:C:LEU:HD11	2	0.64
(1,1467)	2:45:C:LEU:HB2	2:45:C:LEU:HD12	2	0.64
(1,1467)	2:45:C:LEU:HB2	2:45:C:LEU:HD13	2	0.64
(1,1467)	2:45:C:LEU:HB2	2:45:C:LEU:HD11	3	0.64
(1,1467)	2:45:C:LEU:HB2	2:45:C:LEU:HD12	3	0.64
(1,1467)	2:45:C:LEU:HB2	2:45:C:LEU:HD13	3	0.64
(1,1433)	2:19:B:LEU:HD21	2:19:B:LEU:HB2	1	0.64
(1,1433)	2:19:B:LEU:HD22	2:19:B:LEU:HB2	1	0.64
(1,1433)	2:19:B:LEU:HD23	2:19:B:LEU:HB2	1	0.64
(1,1405)	2:17:B:VAL:HG11	2:45:B:LEU:HG	5	0.64
(1,1405)	2:17:B:VAL:HG12	2:45:B:LEU:HG	5	0.64
(1,1405)	2:17:B:VAL:HG13	2:45:B:LEU:HG	5	0.64
(1,1326)	2:49:B:LYS:HD3	2:17:B:VAL:HG21	4	0.64

Continued on next page...

Continued from previous page...

Key	Atom-1	Atom-2	Model ID	Violation (Å)
(1,1326)	2:49:B:LYS:HD3	2:17:B:VAL:HG22	4	0.64
(1,1326)	2:49:B:LYS:HD3	2:17:B:VAL:HG23	4	0.64
(1,962)	2:44:C:LEU:HD11	2:34:C:ILE:HB	4	0.64
(1,962)	2:44:C:LEU:HD12	2:34:C:ILE:HB	4	0.64
(1,962)	2:44:C:LEU:HD13	2:34:C:ILE:HB	4	0.64
(1,953)	2:31:B:ILE:HG21	2:24:C:PRO:HB2	4	0.64
(1,953)	2:31:B:ILE:HG22	2:24:C:PRO:HB2	4	0.64
(1,953)	2:31:B:ILE:HG23	2:24:C:PRO:HB2	4	0.64
(1,813)	2:34:C:ILE:HG21	2:37:C:ASP:H	7	0.64
(1,813)	2:34:C:ILE:HG22	2:37:C:ASP:H	7	0.64
(1,813)	2:34:C:ILE:HG23	2:37:C:ASP:H	7	0.64
(1,1837)	2:19:C:LEU:HD11	2:22:C:LEU:HA	4	0.63
(1,1837)	2:19:C:LEU:HD12	2:22:C:LEU:HA	4	0.63
(1,1837)	2:19:C:LEU:HD13	2:22:C:LEU:HA	4	0.63
(1,1835)	2:22:B:LEU:HA	2:22:B:LEU:HD11	10	0.63
(1,1835)	2:22:B:LEU:HA	2:22:B:LEU:HD12	10	0.63
(1,1835)	2:22:B:LEU:HA	2:22:B:LEU:HD13	10	0.63
(1,1752)	2:44:C:LEU:HD21	2:43:C:ASN:HB2	7	0.63
(1,1752)	2:44:C:LEU:HD21	2:43:C:ASN:HB3	7	0.63
(1,1752)	2:44:C:LEU:HD22	2:43:C:ASN:HB2	7	0.63
(1,1752)	2:44:C:LEU:HD22	2:43:C:ASN:HB3	7	0.63
(1,1752)	2:44:C:LEU:HD23	2:43:C:ASN:HB2	7	0.63
(1,1752)	2:44:C:LEU:HD23	2:43:C:ASN:HB3	7	0.63
(1,1752)	2:44:C:LEU:HD21	2:43:C:ASN:HB2	9	0.63
(1,1752)	2:44:C:LEU:HD21	2:43:C:ASN:HB3	9	0.63
(1,1752)	2:44:C:LEU:HD22	2:43:C:ASN:HB2	9	0.63
(1,1752)	2:44:C:LEU:HD22	2:43:C:ASN:HB3	9	0.63
(1,1752)	2:44:C:LEU:HD23	2:43:C:ASN:HB2	9	0.63
(1,1752)	2:44:C:LEU:HD23	2:43:C:ASN:HB3	9	0.63
(1,1717)	2:41:C:SER:HA	2:44:C:LEU:HD11	10	0.63
(1,1717)	2:41:C:SER:HA	2:44:C:LEU:HD12	10	0.63
(1,1717)	2:41:C:SER:HA	2:44:C:LEU:HD13	10	0.63
(1,1604)	2:19:C:LEU:HD11	2:52:C:ASN:HB3	3	0.63
(1,1604)	2:19:C:LEU:HD12	2:52:C:ASN:HB3	3	0.63
(1,1604)	2:19:C:LEU:HD13	2:52:C:ASN:HB3	3	0.63
(1,1326)	2:49:B:LYS:HD3	2:17:B:VAL:HG21	9	0.63
(1,1326)	2:49:B:LYS:HD3	2:17:B:VAL:HG22	9	0.63
(1,1326)	2:49:B:LYS:HD3	2:17:B:VAL:HG23	9	0.63
(1,1138)	2:24:B:PRO:HA	2:27:B:LEU:HB3	4	0.63
(1,1107)	2:31:C:ILE:HA	2:27:C:LEU:HD21	4	0.63
(1,1107)	2:31:C:ILE:HA	2:27:C:LEU:HD22	4	0.63
(1,1107)	2:31:C:ILE:HA	2:27:C:LEU:HD23	4	0.63

Continued on next page...

Continued from previous page...

Key	Atom-1	Atom-2	Model ID	Violation (Å)
(1,962)	2:44:C:LEU:HD11	2:34:C:ILE:HB	8	0.63
(1,962)	2:44:C:LEU:HD12	2:34:C:ILE:HB	8	0.63
(1,962)	2:44:C:LEU:HD13	2:34:C:ILE:HB	8	0.63
(1,408)	1:12:A:LEU:HD21	2:38:C:PRO:HB2	3	0.63
(1,408)	1:12:A:LEU:HD22	2:38:C:PRO:HB2	3	0.63
(1,408)	1:12:A:LEU:HD23	2:38:C:PRO:HB2	3	0.63
(1,381)	1:27:A:LEU:HD11	1:11:A:ARG:HG2	2	0.63
(1,381)	1:27:A:LEU:HD12	1:11:A:ARG:HG2	2	0.63
(1,381)	1:27:A:LEU:HD13	1:11:A:ARG:HG2	2	0.63
(1,267)	1:27:A:LEU:HD11	2:45:C:LEU:HB3	3	0.63
(1,267)	1:27:A:LEU:HD12	2:45:C:LEU:HB3	3	0.63
(1,267)	1:27:A:LEU:HD13	2:45:C:LEU:HB3	3	0.63
(1,1902)	2:44:B:LEU:HD11	2:37:B:ASP:HB3	8	0.62
(1,1902)	2:44:B:LEU:HD12	2:37:B:ASP:HB3	8	0.62
(1,1902)	2:44:B:LEU:HD13	2:37:B:ASP:HB3	8	0.62
(1,1849)	2:22:B:LEU:HD11	2:19:B:LEU:HG	1	0.62
(1,1849)	2:22:B:LEU:HD12	2:19:B:LEU:HG	1	0.62
(1,1849)	2:22:B:LEU:HD13	2:19:B:LEU:HG	1	0.62
(1,1836)	2:19:B:LEU:HD21	2:22:B:LEU:HA	4	0.62
(1,1836)	2:19:B:LEU:HD22	2:22:B:LEU:HA	4	0.62
(1,1836)	2:19:B:LEU:HD23	2:22:B:LEU:HA	4	0.62
(1,1829)	2:21:C:ASN:H	2:20:C:PRO:HG3	4	0.62
(1,1809)	2:29:B:ALA:HB1	2:26:B:GLN:HG3	2	0.61
(1,1809)	2:29:B:ALA:HB2	2:26:B:GLN:HG3	2	0.61
(1,1809)	2:29:B:ALA:HB3	2:26:B:GLN:HG3	2	0.61
(1,1771)	2:47:B:GLU:H	2:47:B:GLU:HG2	3	0.61
(1,1752)	2:44:C:LEU:HD21	2:43:C:ASN:HB2	6	0.61
(1,1752)	2:44:C:LEU:HD21	2:43:C:ASN:HB3	6	0.61
(1,1752)	2:44:C:LEU:HD22	2:43:C:ASN:HB2	6	0.61
(1,1752)	2:44:C:LEU:HD22	2:43:C:ASN:HB3	6	0.61
(1,1752)	2:44:C:LEU:HD23	2:43:C:ASN:HB2	6	0.61
(1,1752)	2:44:C:LEU:HD23	2:43:C:ASN:HB3	6	0.61
(1,1552)	2:17:B:VAL:HG21	2:15:B:GLU:HG2	1	0.61
(1,1552)	2:17:B:VAL:HG22	2:15:B:GLU:HG2	1	0.61
(1,1552)	2:17:B:VAL:HG23	2:15:B:GLU:HG2	1	0.61
(1,1433)	2:19:B:LEU:HD21	2:19:B:LEU:HB2	8	0.61
(1,1433)	2:19:B:LEU:HD22	2:19:B:LEU:HB2	8	0.61
(1,1433)	2:19:B:LEU:HD23	2:19:B:LEU:HB2	8	0.61
(1,1347)	2:52:B:ASN:H	2:22:B:LEU:HD11	10	0.61
(1,1347)	2:52:B:ASN:H	2:22:B:LEU:HD12	10	0.61
(1,1347)	2:52:B:ASN:H	2:22:B:LEU:HD13	10	0.61
(1,1829)	2:21:C:ASN:H	2:20:C:PRO:HG3	5	0.6

Continued on next page...

Continued from previous page...

Key	Atom-1	Atom-2	Model ID	Violation (Å)
(1,1138)	2:24:B:PRO:HA	2:27:B:LEU:HB3	10	0.6
(1,1771)	2:47:B:GLU:H	2:47:B:GLU:HG2	6	0.59
(1,1619)	2:23:C:ASN:HB2	2:24:C:PRO:HD2	10	0.59
(1,1433)	2:19:B:LEU:HD21	2:19:B:LEU:HB2	10	0.59
(1,1433)	2:19:B:LEU:HD22	2:19:B:LEU:HB2	10	0.59
(1,1433)	2:19:B:LEU:HD23	2:19:B:LEU:HB2	10	0.59
(1,962)	2:44:C:LEU:HD11	2:34:C:ILE:HB	6	0.59
(1,962)	2:44:C:LEU:HD12	2:34:C:ILE:HB	6	0.59
(1,962)	2:44:C:LEU:HD13	2:34:C:ILE:HB	6	0.59
(1,813)	2:34:C:ILE:HG21	2:37:C:ASP:H	10	0.59
(1,813)	2:34:C:ILE:HG22	2:37:C:ASP:H	10	0.59
(1,813)	2:34:C:ILE:HG23	2:37:C:ASP:H	10	0.59
(1,1836)	2:19:B:LEU:HD21	2:22:B:LEU:HA	3	0.58
(1,1836)	2:19:B:LEU:HD22	2:22:B:LEU:HA	3	0.58
(1,1836)	2:19:B:LEU:HD23	2:22:B:LEU:HA	3	0.58
(1,1604)	2:19:C:LEU:HD11	2:52:C:ASN:HB3	6	0.58
(1,1604)	2:19:C:LEU:HD12	2:52:C:ASN:HB3	6	0.58
(1,1604)	2:19:C:LEU:HD13	2:52:C:ASN:HB3	6	0.58
(1,1604)	2:19:C:LEU:HD11	2:52:C:ASN:HB3	8	0.58
(1,1604)	2:19:C:LEU:HD12	2:52:C:ASN:HB3	8	0.58
(1,1604)	2:19:C:LEU:HD13	2:52:C:ASN:HB3	8	0.58
(1,1552)	2:17:B:VAL:HG21	2:15:B:GLU:HG2	2	0.58
(1,1552)	2:17:B:VAL:HG22	2:15:B:GLU:HG2	2	0.58
(1,1552)	2:17:B:VAL:HG23	2:15:B:GLU:HG2	2	0.58
(1,1467)	2:45:C:LEU:HB2	2:45:C:LEU:HD11	7	0.58
(1,1467)	2:45:C:LEU:HB2	2:45:C:LEU:HD12	7	0.58
(1,1467)	2:45:C:LEU:HB2	2:45:C:LEU:HD13	7	0.58
(1,1384)	2:51:B:LEU:HB3	2:22:B:LEU:HD11	4	0.58
(1,1384)	2:51:B:LEU:HB3	2:22:B:LEU:HD12	4	0.58
(1,1384)	2:51:B:LEU:HB3	2:22:B:LEU:HD13	4	0.58
(1,1343)	2:22:B:LEU:H	2:22:B:LEU:HD11	1	0.58
(1,1343)	2:22:B:LEU:H	2:22:B:LEU:HD12	1	0.58
(1,1343)	2:22:B:LEU:H	2:22:B:LEU:HD13	1	0.58
(1,307)	1:14:A:ASN:HB3	1:14:A:ASN:HD22	8	0.58
(1,63)	1:29:A:SER:H	1:29:A:SER:HB3	9	0.58
(1,1902)	2:44:B:LEU:HD11	2:37:B:ASP:HB3	6	0.57
(1,1902)	2:44:B:LEU:HD12	2:37:B:ASP:HB3	6	0.57
(1,1902)	2:44:B:LEU:HD13	2:37:B:ASP:HB3	6	0.57
(1,1837)	2:19:C:LEU:HD11	2:22:C:LEU:HA	1	0.57
(1,1837)	2:19:C:LEU:HD12	2:22:C:LEU:HA	1	0.57
(1,1837)	2:19:C:LEU:HD13	2:22:C:LEU:HA	1	0.57
(1,1613)	2:23:B:ASN:HB2	2:23:B:ASN:HD22	9	0.57

Continued on next page...

Continued from previous page...

Key	Atom-1	Atom-2	Model ID	Violation (Å)
(1,1467)	2:45:C:LEU:HB2	2:45:C:LEU:HD11	6	0.57
(1,1467)	2:45:C:LEU:HB2	2:45:C:LEU:HD12	6	0.57
(1,1467)	2:45:C:LEU:HB2	2:45:C:LEU:HD13	6	0.57
(1,1467)	2:45:C:LEU:HB2	2:45:C:LEU:HD11	8	0.57
(1,1467)	2:45:C:LEU:HB2	2:45:C:LEU:HD12	8	0.57
(1,1467)	2:45:C:LEU:HB2	2:45:C:LEU:HD13	8	0.57
(1,1467)	2:45:C:LEU:HB2	2:45:C:LEU:HD11	9	0.57
(1,1467)	2:45:C:LEU:HB2	2:45:C:LEU:HD12	9	0.57
(1,1467)	2:45:C:LEU:HB2	2:45:C:LEU:HD13	9	0.57
(1,1374)	2:51:C:LEU:HB3	2:22:C:LEU:HD11	9	0.57
(1,1374)	2:51:C:LEU:HB3	2:22:C:LEU:HD12	9	0.57
(1,1374)	2:51:C:LEU:HB3	2:22:C:LEU:HD13	9	0.57
(1,1326)	2:49:B:LYS:HD3	2:17:B:VAL:HG21	10	0.57
(1,1326)	2:49:B:LYS:HD3	2:17:B:VAL:HG22	10	0.57
(1,1326)	2:49:B:LYS:HD3	2:17:B:VAL:HG23	10	0.57
(1,953)	2:31:B:ILE:HG21	2:24:C:PRO:HB2	3	0.57
(1,953)	2:31:B:ILE:HG22	2:24:C:PRO:HB2	3	0.57
(1,953)	2:31:B:ILE:HG23	2:24:C:PRO:HB2	3	0.57
(1,307)	1:14:A:ASN:HB3	1:14:A:ASN:HD22	3	0.57
(1,307)	1:14:A:ASN:HB3	1:14:A:ASN:HD22	4	0.57
(1,307)	1:14:A:ASN:HB3	1:14:A:ASN:HD22	5	0.57
(1,307)	1:14:A:ASN:HB3	1:14:A:ASN:HD22	9	0.57
(1,307)	1:14:A:ASN:HB3	1:14:A:ASN:HD22	10	0.57
(1,1138)	2:24:B:PRO:HA	2:27:B:LEU:HB3	3	0.56
(1,813)	2:34:C:ILE:HG21	2:37:C:ASP:H	5	0.56
(1,813)	2:34:C:ILE:HG22	2:37:C:ASP:H	5	0.56
(1,813)	2:34:C:ILE:HG23	2:37:C:ASP:H	5	0.56
(1,307)	1:14:A:ASN:HB3	1:14:A:ASN:HD22	6	0.56
(1,307)	1:14:A:ASN:HB3	1:14:A:ASN:HD22	7	0.56
(1,63)	1:29:A:SER:H	1:29:A:SER:HB3	8	0.56
(1,1931)	2:19:B:LEU:HD21	2:48:B:ALA:HA	10	0.55
(1,1931)	2:19:B:LEU:HD22	2:48:B:ALA:HA	10	0.55
(1,1931)	2:19:B:LEU:HD23	2:48:B:ALA:HA	10	0.55
(1,1837)	2:19:C:LEU:HD11	2:22:C:LEU:HA	6	0.55
(1,1837)	2:19:C:LEU:HD12	2:22:C:LEU:HA	6	0.55
(1,1837)	2:19:C:LEU:HD13	2:22:C:LEU:HA	6	0.55
(1,1685)	2:37:C:ASP:HB3	2:44:C:LEU:HD11	6	0.55
(1,1685)	2:37:C:ASP:HB3	2:44:C:LEU:HD12	6	0.55
(1,1685)	2:37:C:ASP:HB3	2:44:C:LEU:HD13	6	0.55
(1,1343)	2:22:B:LEU:H	2:22:B:LEU:HD11	10	0.55
(1,1343)	2:22:B:LEU:H	2:22:B:LEU:HD12	10	0.55
(1,1343)	2:22:B:LEU:H	2:22:B:LEU:HD13	10	0.55

Continued on next page...

Continued from previous page...

Key	Atom-1	Atom-2	Model ID	Violation (Å)
(1,1326)	2:49:B:LYS:HD3	2:17:B:VAL:HG21	2	0.55
(1,1326)	2:49:B:LYS:HD3	2:17:B:VAL:HG22	2	0.55
(1,1326)	2:49:B:LYS:HD3	2:17:B:VAL:HG23	2	0.55
(1,1829)	2:21:C:ASN:H	2:20:C:PRO:HG3	6	0.54
(1,1794)	2:23:C:ASN:HD22	2:26:C:GLN:HG2	9	0.54
(1,1794)	2:23:C:ASN:HD22	2:26:C:GLN:HG2	10	0.54
(1,1387)	2:51:B:LEU:HD21	2:22:B:LEU:HD11	9	0.54
(1,1387)	2:51:B:LEU:HD21	2:22:B:LEU:HD12	9	0.54
(1,1387)	2:51:B:LEU:HD21	2:22:B:LEU:HD13	9	0.54
(1,1387)	2:51:B:LEU:HD22	2:22:B:LEU:HD11	9	0.54
(1,1387)	2:51:B:LEU:HD22	2:22:B:LEU:HD12	9	0.54
(1,1387)	2:51:B:LEU:HD22	2:22:B:LEU:HD13	9	0.54
(1,1387)	2:51:B:LEU:HD23	2:22:B:LEU:HD11	9	0.54
(1,1387)	2:51:B:LEU:HD23	2:22:B:LEU:HD12	9	0.54
(1,1387)	2:51:B:LEU:HD23	2:22:B:LEU:HD13	9	0.54
(1,63)	1:29:A:SER:H	1:29:A:SER:HB3	5	0.54
(1,1836)	2:19:B:LEU:HD21	2:22:B:LEU:HA	6	0.53
(1,1836)	2:19:B:LEU:HD22	2:22:B:LEU:HA	6	0.53
(1,1836)	2:19:B:LEU:HD23	2:22:B:LEU:HA	6	0.53
(1,1714)	2:44:C:LEU:HD11	2:40:C:GLN:HG3	3	0.53
(1,1714)	2:44:C:LEU:HD12	2:40:C:GLN:HG3	3	0.53
(1,1714)	2:44:C:LEU:HD13	2:40:C:GLN:HG3	3	0.53
(1,1685)	2:37:C:ASP:HB3	2:44:C:LEU:HD11	3	0.53
(1,1685)	2:37:C:ASP:HB3	2:44:C:LEU:HD12	3	0.53
(1,1685)	2:37:C:ASP:HB3	2:44:C:LEU:HD13	3	0.53
(1,1685)	2:37:C:ASP:HB3	2:44:C:LEU:HD11	10	0.53
(1,1685)	2:37:C:ASP:HB3	2:44:C:LEU:HD12	10	0.53
(1,1685)	2:37:C:ASP:HB3	2:44:C:LEU:HD13	10	0.53
(1,1619)	2:23:C:ASN:HB2	2:24:C:PRO:HD2	6	0.53
(1,813)	2:34:C:ILE:HG21	2:37:C:ASP:H	3	0.53
(1,813)	2:34:C:ILE:HG22	2:37:C:ASP:H	3	0.53
(1,813)	2:34:C:ILE:HG23	2:37:C:ASP:H	3	0.53
(1,1873)	2:23:B:ASN:HD22	2:26:B:GLN:HG2	6	0.52
(1,1845)	2:52:B:ASN:HB3	2:22:B:LEU:HD11	7	0.52
(1,1845)	2:52:B:ASN:HB3	2:22:B:LEU:HD12	7	0.52
(1,1845)	2:52:B:ASN:HB3	2:22:B:LEU:HD13	7	0.52
(1,1837)	2:19:C:LEU:HD11	2:22:C:LEU:HA	9	0.52
(1,1837)	2:19:C:LEU:HD12	2:22:C:LEU:HA	9	0.52
(1,1837)	2:19:C:LEU:HD13	2:22:C:LEU:HA	9	0.52
(1,1829)	2:21:C:ASN:H	2:20:C:PRO:HG3	9	0.52
(1,1752)	2:44:C:LEU:HD21	2:43:C:ASN:HB2	4	0.52
(1,1752)	2:44:C:LEU:HD21	2:43:C:ASN:HB3	4	0.52

Continued on next page...

Continued from previous page...

Key	Atom-1	Atom-2	Model ID	Violation (Å)
(1,1752)	2:44:C:LEU:HD22	2:43:C:ASN:HB2	4	0.52
(1,1752)	2:44:C:LEU:HD22	2:43:C:ASN:HB3	4	0.52
(1,1752)	2:44:C:LEU:HD23	2:43:C:ASN:HB2	4	0.52
(1,1752)	2:44:C:LEU:HD23	2:43:C:ASN:HB3	4	0.52
(1,1714)	2:44:C:LEU:HD11	2:40:C:GLN:HG3	10	0.52
(1,1714)	2:44:C:LEU:HD12	2:40:C:GLN:HG3	10	0.52
(1,1714)	2:44:C:LEU:HD13	2:40:C:GLN:HG3	10	0.52
(1,1606)	2:19:B:LEU:HD21	2:52:B:ASN:HB2	8	0.52
(1,1606)	2:19:B:LEU:HD22	2:52:B:ASN:HB2	8	0.52
(1,1606)	2:19:B:LEU:HD23	2:52:B:ASN:HB2	8	0.52
(1,813)	2:34:C:ILE:HG21	2:37:C:ASP:H	1	0.52
(1,813)	2:34:C:ILE:HG22	2:37:C:ASP:H	1	0.52
(1,813)	2:34:C:ILE:HG23	2:37:C:ASP:H	1	0.52
(1,810)	2:37:B:ASP:H	2:34:B:ILE:HG21	5	0.52
(1,810)	2:37:B:ASP:H	2:34:B:ILE:HG22	5	0.52
(1,810)	2:37:B:ASP:H	2:34:B:ILE:HG23	5	0.52
(1,423)	1:28:A:SER:HB2	1:12:A:LEU:HB2	2	0.52
(1,423)	1:28:A:SER:HB2	1:12:A:LEU:HB3	2	0.52
(1,63)	1:29:A:SER:H	1:29:A:SER:HB3	2	0.52
(1,1685)	2:37:C:ASP:HB3	2:44:C:LEU:HD11	2	0.51
(1,1685)	2:37:C:ASP:HB3	2:44:C:LEU:HD12	2	0.51
(1,1685)	2:37:C:ASP:HB3	2:44:C:LEU:HD13	2	0.51
(1,1685)	2:37:C:ASP:HB3	2:44:C:LEU:HD11	4	0.51
(1,1685)	2:37:C:ASP:HB3	2:44:C:LEU:HD12	4	0.51
(1,1685)	2:37:C:ASP:HB3	2:44:C:LEU:HD13	4	0.51
(1,1685)	2:37:C:ASP:HB3	2:44:C:LEU:HD11	5	0.51
(1,1685)	2:37:C:ASP:HB3	2:44:C:LEU:HD12	5	0.51
(1,1685)	2:37:C:ASP:HB3	2:44:C:LEU:HD13	5	0.51
(1,1685)	2:37:C:ASP:HB3	2:44:C:LEU:HD11	7	0.51
(1,1685)	2:37:C:ASP:HB3	2:44:C:LEU:HD12	7	0.51
(1,1685)	2:37:C:ASP:HB3	2:44:C:LEU:HD13	7	0.51
(1,1685)	2:37:C:ASP:HB3	2:44:C:LEU:HD11	8	0.51
(1,1685)	2:37:C:ASP:HB3	2:44:C:LEU:HD12	8	0.51
(1,1685)	2:37:C:ASP:HB3	2:44:C:LEU:HD13	8	0.51
(1,1685)	2:37:C:ASP:HB3	2:44:C:LEU:HD11	9	0.51
(1,1685)	2:37:C:ASP:HB3	2:44:C:LEU:HD12	9	0.51
(1,1685)	2:37:C:ASP:HB3	2:44:C:LEU:HD13	9	0.51
(1,1591)	2:39:B:SER:H	2:38:B:PRO:HG3	5	0.51
(1,1083)	2:34:C:ILE:HG21	2:34:C:ILE:HG12	8	0.51
(1,1083)	2:34:C:ILE:HG22	2:34:C:ILE:HG12	8	0.51
(1,1083)	2:34:C:ILE:HG23	2:34:C:ILE:HG12	8	0.51
(1,813)	2:34:C:ILE:HG21	2:37:C:ASP:H	2	0.51

Continued on next page...

Continued from previous page...

Key	Atom-1	Atom-2	Model ID	Violation (Å)
(1,813)	2:34:C:ILE:HG22	2:37:C:ASP:H	2	0.51
(1,813)	2:34:C:ILE:HG23	2:37:C:ASP:H	2	0.51
(1,810)	2:37:B:ASP:H	2:34:B:ILE:HG21	2	0.51
(1,810)	2:37:B:ASP:H	2:34:B:ILE:HG22	2	0.51
(1,810)	2:37:B:ASP:H	2:34:B:ILE:HG23	2	0.51
(1,1873)	2:23:B:ASN:HD22	2:26:B:GLN:HG2	4	0.5
(1,1837)	2:19:C:LEU:HD11	2:22:C:LEU:HA	2	0.5
(1,1837)	2:19:C:LEU:HD12	2:22:C:LEU:HA	2	0.5
(1,1837)	2:19:C:LEU:HD13	2:22:C:LEU:HA	2	0.5
(1,1837)	2:19:C:LEU:HD11	2:22:C:LEU:HA	8	0.5
(1,1837)	2:19:C:LEU:HD12	2:22:C:LEU:HA	8	0.5
(1,1837)	2:19:C:LEU:HD13	2:22:C:LEU:HA	8	0.5
(1,1829)	2:21:C:ASN:H	2:20:C:PRO:HG3	2	0.5
(1,1685)	2:37:C:ASP:HB3	2:44:C:LEU:HD11	1	0.5
(1,1685)	2:37:C:ASP:HB3	2:44:C:LEU:HD12	1	0.5
(1,1685)	2:37:C:ASP:HB3	2:44:C:LEU:HD13	1	0.5
(1,1658)	2:35:B:HIS:HB2	2:36:B:ASP:H	1	0.5
(1,1387)	2:51:B:LEU:HD21	2:22:B:LEU:HD11	3	0.5
(1,1387)	2:51:B:LEU:HD21	2:22:B:LEU:HD12	3	0.5
(1,1387)	2:51:B:LEU:HD21	2:22:B:LEU:HD13	3	0.5
(1,1387)	2:51:B:LEU:HD22	2:22:B:LEU:HD11	3	0.5
(1,1387)	2:51:B:LEU:HD22	2:22:B:LEU:HD12	3	0.5
(1,1387)	2:51:B:LEU:HD22	2:22:B:LEU:HD13	3	0.5
(1,1387)	2:51:B:LEU:HD23	2:22:B:LEU:HD11	3	0.5
(1,1387)	2:51:B:LEU:HD23	2:22:B:LEU:HD12	3	0.5
(1,1387)	2:51:B:LEU:HD23	2:22:B:LEU:HD13	3	0.5
(1,1343)	2:22:B:LEU:H	2:22:B:LEU:HD11	8	0.5
(1,1343)	2:22:B:LEU:H	2:22:B:LEU:HD12	8	0.5
(1,1343)	2:22:B:LEU:H	2:22:B:LEU:HD13	8	0.5
(1,1083)	2:34:C:ILE:HG21	2:34:C:ILE:HG12	1	0.5
(1,1083)	2:34:C:ILE:HG22	2:34:C:ILE:HG12	1	0.5
(1,1083)	2:34:C:ILE:HG23	2:34:C:ILE:HG12	1	0.5
(1,1083)	2:34:C:ILE:HG21	2:34:C:ILE:HG12	2	0.5
(1,1083)	2:34:C:ILE:HG22	2:34:C:ILE:HG12	2	0.5
(1,1083)	2:34:C:ILE:HG23	2:34:C:ILE:HG12	2	0.5
(1,1083)	2:34:C:ILE:HG21	2:34:C:ILE:HG12	3	0.5
(1,1083)	2:34:C:ILE:HG22	2:34:C:ILE:HG12	3	0.5
(1,1083)	2:34:C:ILE:HG23	2:34:C:ILE:HG12	3	0.5
(1,1083)	2:34:C:ILE:HG21	2:34:C:ILE:HG12	4	0.5
(1,1083)	2:34:C:ILE:HG22	2:34:C:ILE:HG12	4	0.5
(1,1083)	2:34:C:ILE:HG23	2:34:C:ILE:HG12	4	0.5
(1,1083)	2:34:C:ILE:HG21	2:34:C:ILE:HG12	5	0.5

Continued on next page...

Continued from previous page...

Key	Atom-1	Atom-2	Model ID	Violation (Å)
(1,1083)	2:34:C:ILE:HG22	2:34:C:ILE:HG12	5	0.5
(1,1083)	2:34:C:ILE:HG23	2:34:C:ILE:HG12	5	0.5
(1,1083)	2:34:C:ILE:HG21	2:34:C:ILE:HG12	6	0.5
(1,1083)	2:34:C:ILE:HG22	2:34:C:ILE:HG12	6	0.5
(1,1083)	2:34:C:ILE:HG23	2:34:C:ILE:HG12	6	0.5
(1,1083)	2:34:C:ILE:HG21	2:34:C:ILE:HG12	7	0.5
(1,1083)	2:34:C:ILE:HG22	2:34:C:ILE:HG12	7	0.5
(1,1083)	2:34:C:ILE:HG23	2:34:C:ILE:HG12	7	0.5
(1,1083)	2:34:C:ILE:HG21	2:34:C:ILE:HG12	9	0.5
(1,1083)	2:34:C:ILE:HG22	2:34:C:ILE:HG12	9	0.5
(1,1083)	2:34:C:ILE:HG23	2:34:C:ILE:HG12	9	0.5
(1,1083)	2:34:C:ILE:HG21	2:34:C:ILE:HG12	10	0.5
(1,1083)	2:34:C:ILE:HG22	2:34:C:ILE:HG12	10	0.5
(1,1083)	2:34:C:ILE:HG23	2:34:C:ILE:HG12	10	0.5
(1,953)	2:31:B:ILE:HG21	2:24:C:PRO:HB2	2	0.5
(1,953)	2:31:B:ILE:HG22	2:24:C:PRO:HB2	2	0.5
(1,953)	2:31:B:ILE:HG23	2:24:C:PRO:HB2	2	0.5
(1,175)	1:27:A:LEU:HD11	1:27:A:LEU:HA	6	0.5
(1,175)	1:27:A:LEU:HD12	1:27:A:LEU:HA	6	0.5
(1,175)	1:27:A:LEU:HD13	1:27:A:LEU:HA	6	0.5
(1,1836)	2:19:B:LEU:HD21	2:22:B:LEU:HA	2	0.49
(1,1836)	2:19:B:LEU:HD22	2:22:B:LEU:HA	2	0.49
(1,1836)	2:19:B:LEU:HD23	2:22:B:LEU:HA	2	0.49
(1,1714)	2:44:C:LEU:HD11	2:40:C:GLN:HG3	2	0.49
(1,1714)	2:44:C:LEU:HD12	2:40:C:GLN:HG3	2	0.49
(1,1714)	2:44:C:LEU:HD13	2:40:C:GLN:HG3	2	0.49
(1,1658)	2:35:B:HIS:HB2	2:36:B:ASP:H	4	0.49
(1,1658)	2:35:B:HIS:HB2	2:36:B:ASP:H	8	0.49
(1,175)	1:27:A:LEU:HD11	1:27:A:LEU:HA	4	0.49
(1,175)	1:27:A:LEU:HD12	1:27:A:LEU:HA	4	0.49
(1,175)	1:27:A:LEU:HD13	1:27:A:LEU:HA	4	0.49
(1,175)	1:27:A:LEU:HD11	1:27:A:LEU:HA	7	0.49
(1,175)	1:27:A:LEU:HD12	1:27:A:LEU:HA	7	0.49
(1,175)	1:27:A:LEU:HD13	1:27:A:LEU:HA	7	0.49
(1,175)	1:27:A:LEU:HD11	1:27:A:LEU:HA	10	0.49
(1,175)	1:27:A:LEU:HD12	1:27:A:LEU:HA	10	0.49
(1,175)	1:27:A:LEU:HD13	1:27:A:LEU:HA	10	0.49
(1,1717)	2:41:C:SER:HA	2:44:C:LEU:HD11	3	0.48
(1,1717)	2:41:C:SER:HA	2:44:C:LEU:HD12	3	0.48
(1,1717)	2:41:C:SER:HA	2:44:C:LEU:HD13	3	0.48
(1,1658)	2:35:B:HIS:HB2	2:36:B:ASP:H	10	0.48
(1,1591)	2:39:B:SER:H	2:38:B:PRO:HG3	2	0.48

Continued on next page...

Continued from previous page...

Key	Atom-1	Atom-2	Model ID	Violation (Å)
(1,1552)	2:17:B:VAL:HG21	2:15:B:GLU:HG2	10	0.48
(1,1552)	2:17:B:VAL:HG22	2:15:B:GLU:HG2	10	0.48
(1,1552)	2:17:B:VAL:HG23	2:15:B:GLU:HG2	10	0.48
(1,1352)	2:51:B:LEU:HD21	2:22:B:LEU:HD11	1	0.48
(1,1352)	2:51:B:LEU:HD21	2:22:B:LEU:HD12	1	0.48
(1,1352)	2:51:B:LEU:HD21	2:22:B:LEU:HD13	1	0.48
(1,1352)	2:51:B:LEU:HD22	2:22:B:LEU:HD11	1	0.48
(1,1352)	2:51:B:LEU:HD22	2:22:B:LEU:HD12	1	0.48
(1,1352)	2:51:B:LEU:HD22	2:22:B:LEU:HD13	1	0.48
(1,1352)	2:51:B:LEU:HD23	2:22:B:LEU:HD11	1	0.48
(1,1352)	2:51:B:LEU:HD23	2:22:B:LEU:HD12	1	0.48
(1,1352)	2:51:B:LEU:HD23	2:22:B:LEU:HD13	1	0.48
(1,1352)	2:51:B:LEU:HD21	2:22:B:LEU:HD11	8	0.48
(1,1352)	2:51:B:LEU:HD21	2:22:B:LEU:HD12	8	0.48
(1,1352)	2:51:B:LEU:HD21	2:22:B:LEU:HD13	8	0.48
(1,1352)	2:51:B:LEU:HD22	2:22:B:LEU:HD11	8	0.48
(1,1352)	2:51:B:LEU:HD22	2:22:B:LEU:HD12	8	0.48
(1,1352)	2:51:B:LEU:HD22	2:22:B:LEU:HD13	8	0.48
(1,1352)	2:51:B:LEU:HD23	2:22:B:LEU:HD11	8	0.48
(1,1352)	2:51:B:LEU:HD23	2:22:B:LEU:HD12	8	0.48
(1,1352)	2:51:B:LEU:HD23	2:22:B:LEU:HD13	8	0.48
(1,1343)	2:22:B:LEU:H	2:22:B:LEU:HD11	3	0.48
(1,1343)	2:22:B:LEU:H	2:22:B:LEU:HD12	3	0.48
(1,1343)	2:22:B:LEU:H	2:22:B:LEU:HD13	3	0.48
(1,175)	1:27:A:LEU:HD11	1:27:A:LEU:HA	1	0.48
(1,175)	1:27:A:LEU:HD12	1:27:A:LEU:HA	1	0.48
(1,175)	1:27:A:LEU:HD13	1:27:A:LEU:HA	1	0.48
(1,175)	1:27:A:LEU:HD11	1:27:A:LEU:HA	2	0.48
(1,175)	1:27:A:LEU:HD12	1:27:A:LEU:HA	2	0.48
(1,175)	1:27:A:LEU:HD13	1:27:A:LEU:HA	2	0.48
(1,175)	1:27:A:LEU:HD11	1:27:A:LEU:HA	5	0.48
(1,175)	1:27:A:LEU:HD12	1:27:A:LEU:HA	5	0.48
(1,175)	1:27:A:LEU:HD13	1:27:A:LEU:HA	5	0.48
(1,1844)	2:19:C:LEU:HD11	2:22:C:LEU:HG	10	0.47
(1,1844)	2:19:C:LEU:HD12	2:22:C:LEU:HG	10	0.47
(1,1844)	2:19:C:LEU:HD13	2:22:C:LEU:HG	10	0.47
(1,1836)	2:19:B:LEU:HD21	2:22:B:LEU:HA	9	0.47
(1,1836)	2:19:B:LEU:HD22	2:22:B:LEU:HA	9	0.47
(1,1836)	2:19:B:LEU:HD23	2:22:B:LEU:HA	9	0.47
(1,1717)	2:41:C:SER:HA	2:44:C:LEU:HD11	8	0.47
(1,1717)	2:41:C:SER:HA	2:44:C:LEU:HD12	8	0.47
(1,1717)	2:41:C:SER:HA	2:44:C:LEU:HD13	8	0.47

Continued on next page...

Continued from previous page...

Key	Atom-1	Atom-2	Model ID	Violation (Å)
(1,1658)	2:35:B:HIS:HB2	2:36:B:ASP:H	3	0.47
(1,1324)	2:49:B:LYS:HD2	2:17:B:VAL:HG21	3	0.47
(1,1324)	2:49:B:LYS:HD2	2:17:B:VAL:HG22	3	0.47
(1,1324)	2:49:B:LYS:HD2	2:17:B:VAL:HG23	3	0.47
(1,1099)	1:27:A:LEU:HD21	2:42:C:ALA:HB1	1	0.47
(1,1099)	1:27:A:LEU:HD21	2:42:C:ALA:HB2	1	0.47
(1,1099)	1:27:A:LEU:HD21	2:42:C:ALA:HB3	1	0.47
(1,1099)	1:27:A:LEU:HD22	2:42:C:ALA:HB1	1	0.47
(1,1099)	1:27:A:LEU:HD22	2:42:C:ALA:HB2	1	0.47
(1,1099)	1:27:A:LEU:HD22	2:42:C:ALA:HB3	1	0.47
(1,1099)	1:27:A:LEU:HD23	2:42:C:ALA:HB1	1	0.47
(1,1099)	1:27:A:LEU:HD23	2:42:C:ALA:HB2	1	0.47
(1,1099)	1:27:A:LEU:HD23	2:42:C:ALA:HB3	1	0.47
(1,813)	2:34:C:ILE:HG21	2:37:C:ASP:H	6	0.47
(1,813)	2:34:C:ILE:HG22	2:37:C:ASP:H	6	0.47
(1,813)	2:34:C:ILE:HG23	2:37:C:ASP:H	6	0.47
(1,276)	1:27:A:LEU:HD11	2:45:C:LEU:HG	2	0.47
(1,276)	1:27:A:LEU:HD12	2:45:C:LEU:HG	2	0.47
(1,276)	1:27:A:LEU:HD13	2:45:C:LEU:HG	2	0.47
(1,175)	1:27:A:LEU:HD11	1:27:A:LEU:HA	3	0.47
(1,175)	1:27:A:LEU:HD12	1:27:A:LEU:HA	3	0.47
(1,175)	1:27:A:LEU:HD13	1:27:A:LEU:HA	3	0.47
(1,175)	1:27:A:LEU:HD11	1:27:A:LEU:HA	9	0.47
(1,175)	1:27:A:LEU:HD12	1:27:A:LEU:HA	9	0.47
(1,175)	1:27:A:LEU:HD13	1:27:A:LEU:HA	9	0.47
(1,1845)	2:52:B:ASN:HB3	2:22:B:LEU:HD11	8	0.46
(1,1845)	2:52:B:ASN:HB3	2:22:B:LEU:HD12	8	0.46
(1,1845)	2:52:B:ASN:HB3	2:22:B:LEU:HD13	8	0.46
(1,1837)	2:19:C:LEU:HD11	2:22:C:LEU:HA	5	0.46
(1,1837)	2:19:C:LEU:HD12	2:22:C:LEU:HA	5	0.46
(1,1837)	2:19:C:LEU:HD13	2:22:C:LEU:HA	5	0.46
(1,1829)	2:21:C:ASN:H	2:20:C:PRO:HG3	8	0.46
(1,1658)	2:35:B:HIS:HB2	2:36:B:ASP:H	6	0.46
(1,1658)	2:35:B:HIS:HB2	2:36:B:ASP:H	9	0.46
(1,1374)	2:51:C:LEU:HB3	2:22:C:LEU:HD11	4	0.46
(1,1374)	2:51:C:LEU:HB3	2:22:C:LEU:HD12	4	0.46
(1,1374)	2:51:C:LEU:HB3	2:22:C:LEU:HD13	4	0.46
(1,962)	2:44:C:LEU:HD11	2:34:C:ILE:HB	9	0.46
(1,962)	2:44:C:LEU:HD12	2:34:C:ILE:HB	9	0.46
(1,962)	2:44:C:LEU:HD13	2:34:C:ILE:HB	9	0.46
(1,829)	2:40:C:GLN:H	2:44:C:LEU:HD11	8	0.46
(1,829)	2:40:C:GLN:H	2:44:C:LEU:HD12	8	0.46

Continued on next page...

Continued from previous page...

Key	Atom-1	Atom-2	Model ID	Violation (Å)
(1,829)	2:40:C:GLN:H	2:44:C:LEU:HD13	8	0.46
(1,175)	1:27:A:LEU:HD11	1:27:A:LEU:HA	8	0.46
(1,175)	1:27:A:LEU:HD12	1:27:A:LEU:HA	8	0.46
(1,175)	1:27:A:LEU:HD13	1:27:A:LEU:HA	8	0.46
(1,1836)	2:19:B:LEU:HD21	2:22:B:LEU:HA	5	0.45
(1,1836)	2:19:B:LEU:HD22	2:22:B:LEU:HA	5	0.45
(1,1836)	2:19:B:LEU:HD23	2:22:B:LEU:HA	5	0.45
(1,1606)	2:19:B:LEU:HD21	2:52:B:ASN:HB2	1	0.45
(1,1606)	2:19:B:LEU:HD22	2:52:B:ASN:HB2	1	0.45
(1,1606)	2:19:B:LEU:HD23	2:52:B:ASN:HB2	1	0.45
(1,1352)	2:51:B:LEU:HD21	2:22:B:LEU:HD11	10	0.45
(1,1352)	2:51:B:LEU:HD21	2:22:B:LEU:HD12	10	0.45
(1,1352)	2:51:B:LEU:HD21	2:22:B:LEU:HD13	10	0.45
(1,1352)	2:51:B:LEU:HD22	2:22:B:LEU:HD11	10	0.45
(1,1352)	2:51:B:LEU:HD22	2:22:B:LEU:HD12	10	0.45
(1,1352)	2:51:B:LEU:HD22	2:22:B:LEU:HD13	10	0.45
(1,1352)	2:51:B:LEU:HD23	2:22:B:LEU:HD11	10	0.45
(1,1352)	2:51:B:LEU:HD23	2:22:B:LEU:HD12	10	0.45
(1,1352)	2:51:B:LEU:HD23	2:22:B:LEU:HD13	10	0.45
(1,1099)	1:27:A:LEU:HD21	2:42:C:ALA:HB1	5	0.45
(1,1099)	1:27:A:LEU:HD21	2:42:C:ALA:HB2	5	0.45
(1,1099)	1:27:A:LEU:HD21	2:42:C:ALA:HB3	5	0.45
(1,1099)	1:27:A:LEU:HD22	2:42:C:ALA:HB1	5	0.45
(1,1099)	1:27:A:LEU:HD22	2:42:C:ALA:HB2	5	0.45
(1,1099)	1:27:A:LEU:HD22	2:42:C:ALA:HB3	5	0.45
(1,1099)	1:27:A:LEU:HD23	2:42:C:ALA:HB1	5	0.45
(1,1099)	1:27:A:LEU:HD23	2:42:C:ALA:HB2	5	0.45
(1,1099)	1:27:A:LEU:HD23	2:42:C:ALA:HB3	5	0.45
(1,1099)	1:27:A:LEU:HD21	2:42:C:ALA:HB1	8	0.45
(1,1099)	1:27:A:LEU:HD21	2:42:C:ALA:HB2	8	0.45
(1,1099)	1:27:A:LEU:HD21	2:42:C:ALA:HB3	8	0.45
(1,1099)	1:27:A:LEU:HD22	2:42:C:ALA:HB1	8	0.45
(1,1099)	1:27:A:LEU:HD22	2:42:C:ALA:HB2	8	0.45
(1,1099)	1:27:A:LEU:HD22	2:42:C:ALA:HB3	8	0.45
(1,1099)	1:27:A:LEU:HD23	2:42:C:ALA:HB1	8	0.45
(1,1099)	1:27:A:LEU:HD23	2:42:C:ALA:HB2	8	0.45
(1,1099)	1:27:A:LEU:HD23	2:42:C:ALA:HB3	8	0.45
(1,407)	1:12:A:LEU:HD21	2:38:C:PRO:HB3	4	0.45
(1,407)	1:12:A:LEU:HD22	2:38:C:PRO:HB3	4	0.45
(1,407)	1:12:A:LEU:HD23	2:38:C:PRO:HB3	4	0.45
(1,1845)	2:52:B:ASN:HB3	2:22:B:LEU:HD11	1	0.44
(1,1845)	2:52:B:ASN:HB3	2:22:B:LEU:HD12	1	0.44

Continued on next page...

Continued from previous page...

Key	Atom-1	Atom-2	Model ID	Violation (Å)
(1,1845)	2:52:B:ASN:HB3	2:22:B:LEU:HD13	1	0.44
(1,1658)	2:35:B:HIS:HB2	2:36:B:ASP:H	7	0.44
(1,1099)	1:27:A:LEU:HD21	2:42:C:ALA:HB1	6	0.44
(1,1099)	1:27:A:LEU:HD21	2:42:C:ALA:HB2	6	0.44
(1,1099)	1:27:A:LEU:HD21	2:42:C:ALA:HB3	6	0.44
(1,1099)	1:27:A:LEU:HD22	2:42:C:ALA:HB1	6	0.44
(1,1099)	1:27:A:LEU:HD22	2:42:C:ALA:HB2	6	0.44
(1,1099)	1:27:A:LEU:HD22	2:42:C:ALA:HB3	6	0.44
(1,1099)	1:27:A:LEU:HD23	2:42:C:ALA:HB1	6	0.44
(1,1099)	1:27:A:LEU:HD23	2:42:C:ALA:HB2	6	0.44
(1,1099)	1:27:A:LEU:HD23	2:42:C:ALA:HB3	6	0.44
(1,829)	2:40:C:GLN:H	2:44:C:LEU:HD11	5	0.44
(1,829)	2:40:C:GLN:H	2:44:C:LEU:HD12	5	0.44
(1,829)	2:40:C:GLN:H	2:44:C:LEU:HD13	5	0.44
(1,407)	1:12:A:LEU:HD21	2:38:C:PRO:HB3	8	0.44
(1,407)	1:12:A:LEU:HD22	2:38:C:PRO:HB3	8	0.44
(1,407)	1:12:A:LEU:HD23	2:38:C:PRO:HB3	8	0.44
(1,350)	1:10:A:GLN:HG2	1:10:A:GLN:HE22	3	0.44
(1,350)	1:10:A:GLN:HG3	1:10:A:GLN:HE22	3	0.44
(1,350)	1:10:A:GLN:HG2	1:10:A:GLN:HE22	4	0.44
(1,350)	1:10:A:GLN:HG3	1:10:A:GLN:HE22	4	0.44
(1,350)	1:10:A:GLN:HG2	1:10:A:GLN:HE22	7	0.44
(1,350)	1:10:A:GLN:HG3	1:10:A:GLN:HE22	7	0.44
(1,350)	1:10:A:GLN:HG2	1:10:A:GLN:HE22	10	0.44
(1,350)	1:10:A:GLN:HG3	1:10:A:GLN:HE22	10	0.44
(1,63)	1:29:A:SER:H	1:29:A:SER:HB3	4	0.44
(1,1752)	2:44:C:LEU:HD21	2:43:C:ASN:HB2	8	0.43
(1,1752)	2:44:C:LEU:HD21	2:43:C:ASN:HB3	8	0.43
(1,1752)	2:44:C:LEU:HD22	2:43:C:ASN:HB2	8	0.43
(1,1752)	2:44:C:LEU:HD22	2:43:C:ASN:HB3	8	0.43
(1,1752)	2:44:C:LEU:HD23	2:43:C:ASN:HB2	8	0.43
(1,1752)	2:44:C:LEU:HD23	2:43:C:ASN:HB3	8	0.43
(1,1605)	2:19:B:LEU:HD21	2:52:B:ASN:HB3	1	0.43
(1,1605)	2:19:B:LEU:HD22	2:52:B:ASN:HB3	1	0.43
(1,1605)	2:19:B:LEU:HD23	2:52:B:ASN:HB3	1	0.43
(1,1605)	2:19:B:LEU:HD21	2:52:B:ASN:HB3	8	0.43
(1,1605)	2:19:B:LEU:HD22	2:52:B:ASN:HB3	8	0.43
(1,1605)	2:19:B:LEU:HD23	2:52:B:ASN:HB3	8	0.43
(1,1591)	2:39:B:SER:H	2:38:B:PRO:HG3	3	0.43
(1,1387)	2:51:B:LEU:HD21	2:22:B:LEU:HD11	7	0.43
(1,1387)	2:51:B:LEU:HD21	2:22:B:LEU:HD12	7	0.43
(1,1387)	2:51:B:LEU:HD21	2:22:B:LEU:HD13	7	0.43

Continued on next page...

Continued from previous page...

Key	Atom-1	Atom-2	Model ID	Violation (Å)
(1,1387)	2:51:B:LEU:HD22	2:22:B:LEU:HD11	7	0.43
(1,1387)	2:51:B:LEU:HD22	2:22:B:LEU:HD12	7	0.43
(1,1387)	2:51:B:LEU:HD22	2:22:B:LEU:HD13	7	0.43
(1,1387)	2:51:B:LEU:HD23	2:22:B:LEU:HD11	7	0.43
(1,1387)	2:51:B:LEU:HD23	2:22:B:LEU:HD12	7	0.43
(1,1387)	2:51:B:LEU:HD23	2:22:B:LEU:HD13	7	0.43
(1,1099)	1:27:A:LEU:HD21	2:42:C:ALA:HB1	2	0.43
(1,1099)	1:27:A:LEU:HD21	2:42:C:ALA:HB2	2	0.43
(1,1099)	1:27:A:LEU:HD21	2:42:C:ALA:HB3	2	0.43
(1,1099)	1:27:A:LEU:HD22	2:42:C:ALA:HB1	2	0.43
(1,1099)	1:27:A:LEU:HD22	2:42:C:ALA:HB2	2	0.43
(1,1099)	1:27:A:LEU:HD22	2:42:C:ALA:HB3	2	0.43
(1,1099)	1:27:A:LEU:HD23	2:42:C:ALA:HB1	2	0.43
(1,1099)	1:27:A:LEU:HD23	2:42:C:ALA:HB2	2	0.43
(1,1099)	1:27:A:LEU:HD23	2:42:C:ALA:HB3	2	0.43
(1,1099)	1:27:A:LEU:HD21	2:42:C:ALA:HB1	7	0.43
(1,1099)	1:27:A:LEU:HD21	2:42:C:ALA:HB2	7	0.43
(1,1099)	1:27:A:LEU:HD21	2:42:C:ALA:HB3	7	0.43
(1,1099)	1:27:A:LEU:HD22	2:42:C:ALA:HB1	7	0.43
(1,1099)	1:27:A:LEU:HD22	2:42:C:ALA:HB2	7	0.43
(1,1099)	1:27:A:LEU:HD22	2:42:C:ALA:HB3	7	0.43
(1,1099)	1:27:A:LEU:HD23	2:42:C:ALA:HB1	7	0.43
(1,1099)	1:27:A:LEU:HD23	2:42:C:ALA:HB2	7	0.43
(1,1099)	1:27:A:LEU:HD23	2:42:C:ALA:HB3	7	0.43
(1,407)	1:12:A:LEU:HD21	2:38:C:PRO:HB3	2	0.43
(1,407)	1:12:A:LEU:HD22	2:38:C:PRO:HB3	2	0.43
(1,407)	1:12:A:LEU:HD23	2:38:C:PRO:HB3	2	0.43
(1,350)	1:10:A:GLN:HG2	1:10:A:GLN:HE22	6	0.43
(1,350)	1:10:A:GLN:HG3	1:10:A:GLN:HE22	6	0.43
(1,100)	1:28:A:SER:HB2	1:12:A:LEU:H	2	0.43
(1,1930)	2:19:C:LEU:HD11	2:48:C:ALA:HA	10	0.42
(1,1930)	2:19:C:LEU:HD12	2:48:C:ALA:HA	10	0.42
(1,1930)	2:19:C:LEU:HD13	2:48:C:ALA:HA	10	0.42
(1,1605)	2:19:B:LEU:HD21	2:52:B:ASN:HB3	10	0.42
(1,1605)	2:19:B:LEU:HD22	2:52:B:ASN:HB3	10	0.42
(1,1605)	2:19:B:LEU:HD23	2:52:B:ASN:HB3	10	0.42
(1,1204)	2:31:C:ILE:HD11	2:27:B:LEU:HG	10	0.42
(1,1204)	2:31:C:ILE:HD12	2:27:B:LEU:HG	10	0.42
(1,1204)	2:31:C:ILE:HD13	2:27:B:LEU:HG	10	0.42
(1,1099)	1:27:A:LEU:HD21	2:42:C:ALA:HB1	9	0.42
(1,1099)	1:27:A:LEU:HD21	2:42:C:ALA:HB2	9	0.42
(1,1099)	1:27:A:LEU:HD21	2:42:C:ALA:HB3	9	0.42

Continued on next page...

Continued from previous page...

Key	Atom-1	Atom-2	Model ID	Violation (Å)
(1,1099)	1:27:A:LEU:HD22	2:42:C:ALA:HB1	9	0.42
(1,1099)	1:27:A:LEU:HD22	2:42:C:ALA:HB2	9	0.42
(1,1099)	1:27:A:LEU:HD22	2:42:C:ALA:HB3	9	0.42
(1,1099)	1:27:A:LEU:HD23	2:42:C:ALA:HB1	9	0.42
(1,1099)	1:27:A:LEU:HD23	2:42:C:ALA:HB2	9	0.42
(1,1099)	1:27:A:LEU:HD23	2:42:C:ALA:HB3	9	0.42
(1,911)	2:23:B:ASN:H	2:22:B:LEU:HD11	6	0.42
(1,911)	2:23:B:ASN:H	2:22:B:LEU:HD12	6	0.42
(1,911)	2:23:B:ASN:H	2:22:B:LEU:HD13	6	0.42
(1,407)	1:12:A:LEU:HD21	2:38:C:PRO:HB3	5	0.42
(1,407)	1:12:A:LEU:HD22	2:38:C:PRO:HB3	5	0.42
(1,407)	1:12:A:LEU:HD23	2:38:C:PRO:HB3	5	0.42
(1,276)	1:27:A:LEU:HD11	2:45:C:LEU:HG	3	0.42
(1,276)	1:27:A:LEU:HD12	2:45:C:LEU:HG	3	0.42
(1,276)	1:27:A:LEU:HD13	2:45:C:LEU:HG	3	0.42
(1,1591)	2:39:B:SER:H	2:38:B:PRO:HG3	8	0.41
(1,1552)	2:17:B:VAL:HG21	2:15:B:GLU:HG2	9	0.41
(1,1552)	2:17:B:VAL:HG22	2:15:B:GLU:HG2	9	0.41
(1,1552)	2:17:B:VAL:HG23	2:15:B:GLU:HG2	9	0.41
(1,1387)	2:51:B:LEU:HD21	2:22:B:LEU:HD11	6	0.41
(1,1387)	2:51:B:LEU:HD21	2:22:B:LEU:HD12	6	0.41
(1,1387)	2:51:B:LEU:HD21	2:22:B:LEU:HD13	6	0.41
(1,1387)	2:51:B:LEU:HD22	2:22:B:LEU:HD11	6	0.41
(1,1387)	2:51:B:LEU:HD22	2:22:B:LEU:HD12	6	0.41
(1,1387)	2:51:B:LEU:HD22	2:22:B:LEU:HD13	6	0.41
(1,1387)	2:51:B:LEU:HD23	2:22:B:LEU:HD11	6	0.41
(1,1387)	2:51:B:LEU:HD23	2:22:B:LEU:HD12	6	0.41
(1,1387)	2:51:B:LEU:HD23	2:22:B:LEU:HD13	6	0.41
(1,1374)	2:51:C:LEU:HB3	2:22:C:LEU:HD11	7	0.41
(1,1374)	2:51:C:LEU:HB3	2:22:C:LEU:HD12	7	0.41
(1,1374)	2:51:C:LEU:HB3	2:22:C:LEU:HD13	7	0.41
(1,1343)	2:22:B:LEU:H	2:22:B:LEU:HD11	6	0.41
(1,1343)	2:22:B:LEU:H	2:22:B:LEU:HD12	6	0.41
(1,1343)	2:22:B:LEU:H	2:22:B:LEU:HD13	6	0.41
(1,1204)	2:31:C:ILE:HD11	2:27:B:LEU:HG	3	0.41
(1,1204)	2:31:C:ILE:HD12	2:27:B:LEU:HG	3	0.41
(1,1204)	2:31:C:ILE:HD13	2:27:B:LEU:HG	3	0.41
(1,829)	2:40:C:GLN:H	2:44:C:LEU:HD11	6	0.41
(1,829)	2:40:C:GLN:H	2:44:C:LEU:HD12	6	0.41
(1,829)	2:40:C:GLN:H	2:44:C:LEU:HD13	6	0.41
(1,407)	1:12:A:LEU:HD21	2:38:C:PRO:HB3	1	0.41
(1,407)	1:12:A:LEU:HD22	2:38:C:PRO:HB3	1	0.41

Continued on next page...

Continued from previous page...

Key	Atom-1	Atom-2	Model ID	Violation (Å)
(1,407)	1:12:A:LEU:HD23	2:38:C:PRO:HB3	1	0.41
(1,407)	1:12:A:LEU:HD21	2:38:C:PRO:HB3	7	0.41
(1,407)	1:12:A:LEU:HD22	2:38:C:PRO:HB3	7	0.41
(1,407)	1:12:A:LEU:HD23	2:38:C:PRO:HB3	7	0.41
(1,1829)	2:21:C:ASN:H	2:20:C:PRO:HG3	1	0.4
(1,1829)	2:21:C:ASN:H	2:20:C:PRO:HG3	10	0.4
(1,1713)	2:44:C:LEU:HD11	2:40:C:GLN:HG2	5	0.4
(1,1713)	2:44:C:LEU:HD12	2:40:C:GLN:HG2	5	0.4
(1,1713)	2:44:C:LEU:HD13	2:40:C:GLN:HG2	5	0.4
(1,1628)	2:22:C:LEU:H	2:21:C:ASN:HB2	9	0.4
(1,1615)	2:23:B:ASN:HB3	2:23:B:ASN:HD22	6	0.4
(1,1374)	2:51:C:LEU:HB3	2:22:C:LEU:HD11	2	0.4
(1,1374)	2:51:C:LEU:HB3	2:22:C:LEU:HD12	2	0.4
(1,1374)	2:51:C:LEU:HB3	2:22:C:LEU:HD13	2	0.4
(1,1343)	2:22:B:LEU:H	2:22:B:LEU:HD11	7	0.4
(1,1343)	2:22:B:LEU:H	2:22:B:LEU:HD12	7	0.4
(1,1343)	2:22:B:LEU:H	2:22:B:LEU:HD13	7	0.4
(1,1204)	2:31:C:ILE:HD11	2:27:B:LEU:HG	4	0.4
(1,1204)	2:31:C:ILE:HD12	2:27:B:LEU:HG	4	0.4
(1,1204)	2:31:C:ILE:HD13	2:27:B:LEU:HG	4	0.4
(1,1204)	2:31:C:ILE:HD11	2:27:B:LEU:HG	9	0.4
(1,1204)	2:31:C:ILE:HD12	2:27:B:LEU:HG	9	0.4
(1,1204)	2:31:C:ILE:HD13	2:27:B:LEU:HG	9	0.4
(1,813)	2:34:C:ILE:HG21	2:37:C:ASP:H	4	0.4
(1,813)	2:34:C:ILE:HG22	2:37:C:ASP:H	4	0.4
(1,813)	2:34:C:ILE:HG23	2:37:C:ASP:H	4	0.4
(1,46)	1:27:A:LEU:H	1:28:A:SER:H	6	0.4
(1,46)	1:27:A:LEU:H	1:28:A:SER:H	8	0.4
(1,46)	1:27:A:LEU:H	1:28:A:SER:H	9	0.4
(1,1829)	2:21:C:ASN:H	2:20:C:PRO:HG3	3	0.39
(1,1604)	2:19:C:LEU:HD11	2:52:C:ASN:HB3	5	0.39
(1,1604)	2:19:C:LEU:HD12	2:52:C:ASN:HB3	5	0.39
(1,1604)	2:19:C:LEU:HD13	2:52:C:ASN:HB3	5	0.39
(1,1604)	2:19:C:LEU:HD11	2:52:C:ASN:HB3	9	0.39
(1,1604)	2:19:C:LEU:HD12	2:52:C:ASN:HB3	9	0.39
(1,1604)	2:19:C:LEU:HD13	2:52:C:ASN:HB3	9	0.39
(1,1591)	2:39:B:SER:H	2:38:B:PRO:HG3	7	0.39
(1,1551)	2:17:B:VAL:HG21	2:15:B:GLU:HG3	3	0.39
(1,1551)	2:17:B:VAL:HG22	2:15:B:GLU:HG3	3	0.39
(1,1551)	2:17:B:VAL:HG23	2:15:B:GLU:HG3	3	0.39
(1,1342)	2:22:C:LEU:H	2:22:C:LEU:HD11	1	0.39
(1,1342)	2:22:C:LEU:H	2:22:C:LEU:HD12	1	0.39

Continued on next page...

Continued from previous page...

Key	Atom-1	Atom-2	Model ID	Violation (Å)
(1,1342)	2:22:C:LEU:H	2:22:C:LEU:HD13	1	0.39
(1,1204)	2:31:C:ILE:HD11	2:27:B:LEU:HG	1	0.39
(1,1204)	2:31:C:ILE:HD12	2:27:B:LEU:HG	1	0.39
(1,1204)	2:31:C:ILE:HD13	2:27:B:LEU:HG	1	0.39
(1,1204)	2:31:C:ILE:HD11	2:27:B:LEU:HG	7	0.39
(1,1204)	2:31:C:ILE:HD12	2:27:B:LEU:HG	7	0.39
(1,1204)	2:31:C:ILE:HD13	2:27:B:LEU:HG	7	0.39
(1,1196)	2:27:B:LEU:H	2:27:B:LEU:HB3	5	0.39
(1,1128)	2:31:C:ILE:HG21	2:27:B:LEU:HB3	5	0.39
(1,1128)	2:31:C:ILE:HG22	2:27:B:LEU:HB3	5	0.39
(1,1128)	2:31:C:ILE:HG23	2:27:B:LEU:HB3	5	0.39
(1,1099)	1:27:A:LEU:HD21	2:42:C:ALA:HB1	4	0.39
(1,1099)	1:27:A:LEU:HD21	2:42:C:ALA:HB2	4	0.39
(1,1099)	1:27:A:LEU:HD21	2:42:C:ALA:HB3	4	0.39
(1,1099)	1:27:A:LEU:HD22	2:42:C:ALA:HB1	4	0.39
(1,1099)	1:27:A:LEU:HD22	2:42:C:ALA:HB2	4	0.39
(1,1099)	1:27:A:LEU:HD22	2:42:C:ALA:HB3	4	0.39
(1,1099)	1:27:A:LEU:HD23	2:42:C:ALA:HB1	4	0.39
(1,1099)	1:27:A:LEU:HD23	2:42:C:ALA:HB2	4	0.39
(1,1099)	1:27:A:LEU:HD23	2:42:C:ALA:HB3	4	0.39
(1,407)	1:12:A:LEU:HD21	2:38:C:PRO:HB3	9	0.39
(1,407)	1:12:A:LEU:HD22	2:38:C:PRO:HB3	9	0.39
(1,407)	1:12:A:LEU:HD23	2:38:C:PRO:HB3	9	0.39
(1,46)	1:27:A:LEU:H	1:28:A:SER:H	7	0.39
(1,1387)	2:51:B:LEU:HD21	2:22:B:LEU:HD11	4	0.38
(1,1387)	2:51:B:LEU:HD21	2:22:B:LEU:HD12	4	0.38
(1,1387)	2:51:B:LEU:HD21	2:22:B:LEU:HD13	4	0.38
(1,1387)	2:51:B:LEU:HD22	2:22:B:LEU:HD11	4	0.38
(1,1387)	2:51:B:LEU:HD22	2:22:B:LEU:HD12	4	0.38
(1,1387)	2:51:B:LEU:HD22	2:22:B:LEU:HD13	4	0.38
(1,1387)	2:51:B:LEU:HD23	2:22:B:LEU:HD11	4	0.38
(1,1387)	2:51:B:LEU:HD23	2:22:B:LEU:HD12	4	0.38
(1,1387)	2:51:B:LEU:HD23	2:22:B:LEU:HD13	4	0.38
(1,1343)	2:22:B:LEU:H	2:22:B:LEU:HD11	4	0.38
(1,1343)	2:22:B:LEU:H	2:22:B:LEU:HD12	4	0.38
(1,1343)	2:22:B:LEU:H	2:22:B:LEU:HD13	4	0.38
(1,1342)	2:22:C:LEU:H	2:22:C:LEU:HD11	8	0.38
(1,1342)	2:22:C:LEU:H	2:22:C:LEU:HD12	8	0.38
(1,1342)	2:22:C:LEU:H	2:22:C:LEU:HD13	8	0.38
(1,1204)	2:31:C:ILE:HD11	2:27:B:LEU:HG	5	0.38
(1,1204)	2:31:C:ILE:HD12	2:27:B:LEU:HG	5	0.38
(1,1204)	2:31:C:ILE:HD13	2:27:B:LEU:HG	5	0.38

Continued on next page...

Continued from previous page...

Key	Atom-1	Atom-2	Model ID	Violation (Å)
(1,1196)	2:27:B:LEU:H	2:27:B:LEU:HB3	2	0.38
(1,1196)	2:27:B:LEU:H	2:27:B:LEU:HB3	6	0.38
(1,1196)	2:27:B:LEU:H	2:27:B:LEU:HB3	8	0.38
(1,1196)	2:27:B:LEU:H	2:27:B:LEU:HB3	10	0.38
(1,1099)	1:27:A:LEU:HD21	2:42:C:ALA:HB1	3	0.38
(1,1099)	1:27:A:LEU:HD21	2:42:C:ALA:HB2	3	0.38
(1,1099)	1:27:A:LEU:HD21	2:42:C:ALA:HB3	3	0.38
(1,1099)	1:27:A:LEU:HD22	2:42:C:ALA:HB1	3	0.38
(1,1099)	1:27:A:LEU:HD22	2:42:C:ALA:HB2	3	0.38
(1,1099)	1:27:A:LEU:HD22	2:42:C:ALA:HB3	3	0.38
(1,1099)	1:27:A:LEU:HD23	2:42:C:ALA:HB1	3	0.38
(1,1099)	1:27:A:LEU:HD23	2:42:C:ALA:HB2	3	0.38
(1,1099)	1:27:A:LEU:HD23	2:42:C:ALA:HB3	3	0.38
(1,362)	1:11:A:ARG:HA	1:11:A:ARG:HG2	9	0.38
(1,1777)	2:47:B:GLU:HG3	2:47:B:GLU:HB2	4	0.37
(1,1777)	2:47:B:GLU:HG3	2:47:B:GLU:HB3	4	0.37
(1,1629)	2:22:B:LEU:H	2:21:B:ASN:HB2	7	0.37
(1,1343)	2:22:B:LEU:H	2:22:B:LEU:HD11	2	0.37
(1,1343)	2:22:B:LEU:H	2:22:B:LEU:HD12	2	0.37
(1,1343)	2:22:B:LEU:H	2:22:B:LEU:HD13	2	0.37
(1,1343)	2:22:B:LEU:H	2:22:B:LEU:HD11	5	0.37
(1,1343)	2:22:B:LEU:H	2:22:B:LEU:HD12	5	0.37
(1,1343)	2:22:B:LEU:H	2:22:B:LEU:HD13	5	0.37
(1,1204)	2:31:C:ILE:HD11	2:27:B:LEU:HG	8	0.37
(1,1204)	2:31:C:ILE:HD12	2:27:B:LEU:HG	8	0.37
(1,1204)	2:31:C:ILE:HD13	2:27:B:LEU:HG	8	0.37
(1,1196)	2:27:B:LEU:H	2:27:B:LEU:HB3	1	0.37
(1,1196)	2:27:B:LEU:H	2:27:B:LEU:HB3	3	0.37
(1,1196)	2:27:B:LEU:H	2:27:B:LEU:HB3	4	0.37
(1,1196)	2:27:B:LEU:H	2:27:B:LEU:HB3	7	0.37
(1,1099)	1:27:A:LEU:HD21	2:42:C:ALA:HB1	10	0.37
(1,1099)	1:27:A:LEU:HD21	2:42:C:ALA:HB2	10	0.37
(1,1099)	1:27:A:LEU:HD21	2:42:C:ALA:HB3	10	0.37
(1,1099)	1:27:A:LEU:HD22	2:42:C:ALA:HB1	10	0.37
(1,1099)	1:27:A:LEU:HD22	2:42:C:ALA:HB2	10	0.37
(1,1099)	1:27:A:LEU:HD22	2:42:C:ALA:HB3	10	0.37
(1,1099)	1:27:A:LEU:HD23	2:42:C:ALA:HB1	10	0.37
(1,1099)	1:27:A:LEU:HD23	2:42:C:ALA:HB2	10	0.37
(1,1099)	1:27:A:LEU:HD23	2:42:C:ALA:HB3	10	0.37
(1,350)	1:10:A:GLN:HG2	1:10:A:GLN:HE22	2	0.37
(1,350)	1:10:A:GLN:HG3	1:10:A:GLN:HE22	2	0.37
(1,350)	1:10:A:GLN:HG2	1:10:A:GLN:HE22	5	0.37

Continued on next page...

Continued from previous page...

Key	Atom-1	Atom-2	Model ID	Violation (Å)
(1,350)	1:10:A:GLN:HG3	1:10:A:GLN:HE22	5	0.37
(1,350)	1:10:A:GLN:HG2	1:10:A:GLN:HE22	8	0.37
(1,350)	1:10:A:GLN:HG3	1:10:A:GLN:HE22	8	0.37
(1,350)	1:10:A:GLN:HG2	1:10:A:GLN:HE22	9	0.37
(1,350)	1:10:A:GLN:HG3	1:10:A:GLN:HE22	9	0.37
(1,1777)	2:47:B:GLU:HG3	2:47:B:GLU:HB2	3	0.36
(1,1777)	2:47:B:GLU:HG3	2:47:B:GLU:HB3	3	0.36
(1,1595)	2:38:B:PRO:HB2	2:38:B:PRO:HD2	1	0.36
(1,1342)	2:22:C:LEU:H	2:22:C:LEU:HD11	2	0.36
(1,1342)	2:22:C:LEU:H	2:22:C:LEU:HD12	2	0.36
(1,1342)	2:22:C:LEU:H	2:22:C:LEU:HD13	2	0.36
(1,1204)	2:31:C:ILE:HD11	2:27:B:LEU:HG	2	0.36
(1,1204)	2:31:C:ILE:HD12	2:27:B:LEU:HG	2	0.36
(1,1204)	2:31:C:ILE:HD13	2:27:B:LEU:HG	2	0.36
(1,1204)	2:31:C:ILE:HD11	2:27:B:LEU:HG	6	0.36
(1,1204)	2:31:C:ILE:HD12	2:27:B:LEU:HG	6	0.36
(1,1204)	2:31:C:ILE:HD13	2:27:B:LEU:HG	6	0.36
(1,1196)	2:27:B:LEU:H	2:27:B:LEU:HB3	9	0.36
(1,1128)	2:31:C:ILE:HG21	2:27:B:LEU:HB3	9	0.36
(1,1128)	2:31:C:ILE:HG22	2:27:B:LEU:HB3	9	0.36
(1,1128)	2:31:C:ILE:HG23	2:27:B:LEU:HB3	9	0.36
(1,991)	2:16:C:ILE:HG21	1:26:A:ILE:HG21	1	0.36
(1,991)	2:16:C:ILE:HG21	1:26:A:ILE:HG22	1	0.36
(1,991)	2:16:C:ILE:HG21	1:26:A:ILE:HG23	1	0.36
(1,991)	2:16:C:ILE:HG22	1:26:A:ILE:HG21	1	0.36
(1,991)	2:16:C:ILE:HG22	1:26:A:ILE:HG22	1	0.36
(1,991)	2:16:C:ILE:HG22	1:26:A:ILE:HG23	1	0.36
(1,991)	2:16:C:ILE:HG23	1:26:A:ILE:HG21	1	0.36
(1,991)	2:16:C:ILE:HG23	1:26:A:ILE:HG22	1	0.36
(1,991)	2:16:C:ILE:HG23	1:26:A:ILE:HG23	1	0.36
(1,350)	1:10:A:GLN:HG2	1:10:A:GLN:HE22	1	0.36
(1,350)	1:10:A:GLN:HG3	1:10:A:GLN:HE22	1	0.36
(1,1777)	2:47:B:GLU:HG3	2:47:B:GLU:HB2	6	0.35
(1,1777)	2:47:B:GLU:HG3	2:47:B:GLU:HB3	6	0.35
(1,1343)	2:22:B:LEU:H	2:22:B:LEU:HD11	9	0.35
(1,1343)	2:22:B:LEU:H	2:22:B:LEU:HD12	9	0.35
(1,1343)	2:22:B:LEU:H	2:22:B:LEU:HD13	9	0.35
(1,888)	2:21:C:ASN:H	2:20:C:PRO:HG3	7	0.35
(1,1812)	2:51:C:LEU:HD11	2:26:C:GLN:HG2	9	0.34
(1,1812)	2:51:C:LEU:HD12	2:26:C:GLN:HG2	9	0.34
(1,1812)	2:51:C:LEU:HD13	2:26:C:GLN:HG2	9	0.34
(1,1794)	2:23:C:ASN:HD22	2:26:C:GLN:HG2	6	0.34

Continued on next page...

Continued from previous page...

Key	Atom-1	Atom-2	Model ID	Violation (Å)
(1,1777)	2:47:B:GLU:HG3	2:47:B:GLU:HB2	5	0.34
(1,1777)	2:47:B:GLU:HG3	2:47:B:GLU:HB3	5	0.34
(1,1777)	2:47:B:GLU:HG3	2:47:B:GLU:HB2	10	0.34
(1,1777)	2:47:B:GLU:HG3	2:47:B:GLU:HB3	10	0.34
(1,1643)	2:32:B:HIS:HA	2:24:C:PRO:HB2	2	0.34
(1,1618)	2:23:C:ASN:HB3	2:24:C:PRO:HD2	3	0.34
(1,1618)	2:23:C:ASN:HB3	2:24:C:PRO:HD2	5	0.34
(1,1595)	2:38:B:PRO:HB2	2:38:B:PRO:HD2	3	0.34
(1,1595)	2:38:B:PRO:HB2	2:38:B:PRO:HD2	4	0.34
(1,1595)	2:38:B:PRO:HB2	2:38:B:PRO:HD2	6	0.34
(1,1595)	2:38:B:PRO:HB2	2:38:B:PRO:HD2	8	0.34
(1,1427)	2:19:B:LEU:HD21	2:19:B:LEU:HB3	4	0.34
(1,1427)	2:19:B:LEU:HD22	2:19:B:LEU:HB3	4	0.34
(1,1427)	2:19:B:LEU:HD23	2:19:B:LEU:HB3	4	0.34
(1,1316)	2:17:B:VAL:HG21	2:49:B:LYS:HE2	1	0.34
(1,1316)	2:17:B:VAL:HG21	2:49:B:LYS:HE3	1	0.34
(1,1316)	2:17:B:VAL:HG22	2:49:B:LYS:HE2	1	0.34
(1,1316)	2:17:B:VAL:HG22	2:49:B:LYS:HE3	1	0.34
(1,1316)	2:17:B:VAL:HG23	2:49:B:LYS:HE2	1	0.34
(1,1316)	2:17:B:VAL:HG23	2:49:B:LYS:HE3	1	0.34
(1,991)	2:16:C:ILE:HG21	1:26:A:ILE:HG21	10	0.34
(1,991)	2:16:C:ILE:HG21	1:26:A:ILE:HG22	10	0.34
(1,991)	2:16:C:ILE:HG21	1:26:A:ILE:HG23	10	0.34
(1,991)	2:16:C:ILE:HG22	1:26:A:ILE:HG21	10	0.34
(1,991)	2:16:C:ILE:HG22	1:26:A:ILE:HG22	10	0.34
(1,991)	2:16:C:ILE:HG22	1:26:A:ILE:HG23	10	0.34
(1,991)	2:16:C:ILE:HG23	1:26:A:ILE:HG21	10	0.34
(1,991)	2:16:C:ILE:HG23	1:26:A:ILE:HG22	10	0.34
(1,991)	2:16:C:ILE:HG23	1:26:A:ILE:HG23	10	0.34
(1,813)	2:34:C:ILE:HG21	2:37:C:ASP:H	8	0.34
(1,813)	2:34:C:ILE:HG22	2:37:C:ASP:H	8	0.34
(1,813)	2:34:C:ILE:HG23	2:37:C:ASP:H	8	0.34
(1,252)	1:27:A:LEU:HD21	2:42:C:ALA:H	1	0.34
(1,252)	1:27:A:LEU:HD22	2:42:C:ALA:H	1	0.34
(1,252)	1:27:A:LEU:HD23	2:42:C:ALA:H	1	0.34
(1,46)	2:17:C:VAL:H	1:27:A:LEU:H	4	0.34
(1,1713)	2:44:C:LEU:HD11	2:40:C:GLN:HG2	6	0.33
(1,1713)	2:44:C:LEU:HD12	2:40:C:GLN:HG2	6	0.33
(1,1713)	2:44:C:LEU:HD13	2:40:C:GLN:HG2	6	0.33
(1,1619)	2:23:C:ASN:HB2	2:24:C:PRO:HD2	9	0.33
(1,1595)	2:38:B:PRO:HB2	2:38:B:PRO:HD2	7	0.33
(1,1595)	2:38:B:PRO:HB2	2:38:B:PRO:HD2	9	0.33

Continued on next page...

Continued from previous page...

Key	Atom-1	Atom-2	Model ID	Violation (Å)
(1,1595)	2:38:B:PRO:HB2	2:38:B:PRO:HD2	10	0.33
(1,1427)	2:19:B:LEU:HD21	2:19:B:LEU:HB3	3	0.33
(1,1427)	2:19:B:LEU:HD22	2:19:B:LEU:HB3	3	0.33
(1,1427)	2:19:B:LEU:HD23	2:19:B:LEU:HB3	3	0.33
(1,1427)	2:19:B:LEU:HD21	2:19:B:LEU:HB3	6	0.33
(1,1427)	2:19:B:LEU:HD22	2:19:B:LEU:HB3	6	0.33
(1,1427)	2:19:B:LEU:HD23	2:19:B:LEU:HB3	6	0.33
(1,1342)	2:22:C:LEU:H	2:22:C:LEU:HD11	9	0.33
(1,1342)	2:22:C:LEU:H	2:22:C:LEU:HD12	9	0.33
(1,1342)	2:22:C:LEU:H	2:22:C:LEU:HD13	9	0.33
(1,1128)	2:31:C:ILE:HG21	2:27:B:LEU:HB3	4	0.33
(1,1128)	2:31:C:ILE:HG22	2:27:B:LEU:HB3	4	0.33
(1,1128)	2:31:C:ILE:HG23	2:27:B:LEU:HB3	4	0.33
(1,911)	2:23:B:ASN:H	2:22:B:LEU:HD11	4	0.33
(1,911)	2:23:B:ASN:H	2:22:B:LEU:HD12	4	0.33
(1,911)	2:23:B:ASN:H	2:22:B:LEU:HD13	4	0.33
(1,797)	2:37:B:ASP:H	2:38:B:PRO:HD2	7	0.33
(1,46)	2:17:C:VAL:H	1:27:A:LEU:H	3	0.33
(1,46)	2:17:C:VAL:H	1:27:A:LEU:H	5	0.33
(1,1884)	2:51:C:LEU:HD21	2:26:C:GLN:HG2	6	0.32
(1,1884)	2:51:C:LEU:HD22	2:26:C:GLN:HG2	6	0.32
(1,1884)	2:51:C:LEU:HD23	2:26:C:GLN:HG2	6	0.32
(1,1752)	2:44:C:LEU:HD21	2:43:C:ASN:HB2	5	0.32
(1,1752)	2:44:C:LEU:HD21	2:43:C:ASN:HB3	5	0.32
(1,1752)	2:44:C:LEU:HD22	2:43:C:ASN:HB2	5	0.32
(1,1752)	2:44:C:LEU:HD22	2:43:C:ASN:HB3	5	0.32
(1,1752)	2:44:C:LEU:HD23	2:43:C:ASN:HB2	5	0.32
(1,1752)	2:44:C:LEU:HD23	2:43:C:ASN:HB3	5	0.32
(1,1595)	2:38:B:PRO:HB2	2:38:B:PRO:HD2	5	0.32
(1,1591)	2:39:B:SER:H	2:38:B:PRO:HG3	6	0.32
(1,1591)	2:39:B:SER:H	2:38:B:PRO:HG3	9	0.32
(1,1551)	2:17:B:VAL:HG21	2:15:B:GLU:HG3	4	0.32
(1,1551)	2:17:B:VAL:HG22	2:15:B:GLU:HG3	4	0.32
(1,1551)	2:17:B:VAL:HG23	2:15:B:GLU:HG3	4	0.32
(1,1427)	2:19:B:LEU:HD21	2:19:B:LEU:HB3	2	0.32
(1,1427)	2:19:B:LEU:HD22	2:19:B:LEU:HB3	2	0.32
(1,1427)	2:19:B:LEU:HD23	2:19:B:LEU:HB3	2	0.32
(1,1427)	2:19:B:LEU:HD21	2:19:B:LEU:HB3	5	0.32
(1,1427)	2:19:B:LEU:HD22	2:19:B:LEU:HB3	5	0.32
(1,1427)	2:19:B:LEU:HD23	2:19:B:LEU:HB3	5	0.32
(1,1427)	2:19:B:LEU:HD21	2:19:B:LEU:HB3	7	0.32
(1,1427)	2:19:B:LEU:HD22	2:19:B:LEU:HB3	7	0.32

Continued on next page...

Continued from previous page...

Key	Atom-1	Atom-2	Model ID	Violation (Å)
(1,1427)	2:19:B:LEU:HD23	2:19:B:LEU:HB3	7	0.32
(1,1427)	2:19:B:LEU:HD21	2:19:B:LEU:HB3	9	0.32
(1,1427)	2:19:B:LEU:HD22	2:19:B:LEU:HB3	9	0.32
(1,1427)	2:19:B:LEU:HD23	2:19:B:LEU:HB3	9	0.32
(1,1374)	2:51:C:LEU:HB3	2:22:C:LEU:HD11	8	0.32
(1,1374)	2:51:C:LEU:HB3	2:22:C:LEU:HD12	8	0.32
(1,1374)	2:51:C:LEU:HB3	2:22:C:LEU:HD13	8	0.32
(1,1342)	2:22:C:LEU:H	2:22:C:LEU:HD11	3	0.32
(1,1342)	2:22:C:LEU:H	2:22:C:LEU:HD12	3	0.32
(1,1342)	2:22:C:LEU:H	2:22:C:LEU:HD13	3	0.32
(1,1342)	2:22:C:LEU:H	2:22:C:LEU:HD11	6	0.32
(1,1342)	2:22:C:LEU:H	2:22:C:LEU:HD12	6	0.32
(1,1342)	2:22:C:LEU:H	2:22:C:LEU:HD13	6	0.32
(1,911)	2:23:B:ASN:H	2:22:B:LEU:HD11	2	0.32
(1,911)	2:23:B:ASN:H	2:22:B:LEU:HD12	2	0.32
(1,911)	2:23:B:ASN:H	2:22:B:LEU:HD13	2	0.32
(1,891)	2:21:C:ASN:H	2:22:C:LEU:HD11	1	0.32
(1,891)	2:21:C:ASN:H	2:22:C:LEU:HD12	1	0.32
(1,891)	2:21:C:ASN:H	2:22:C:LEU:HD13	1	0.32
(1,891)	2:21:C:ASN:H	2:22:C:LEU:HD11	8	0.32
(1,891)	2:21:C:ASN:H	2:22:C:LEU:HD12	8	0.32
(1,891)	2:21:C:ASN:H	2:22:C:LEU:HD13	8	0.32
(1,362)	1:11:A:ARG:HA	1:11:A:ARG:HG2	6	0.32
(1,268)	1:27:A:LEU:HD21	2:45:C:LEU:HB3	7	0.32
(1,268)	1:27:A:LEU:HD22	2:45:C:LEU:HB3	7	0.32
(1,268)	1:27:A:LEU:HD23	2:45:C:LEU:HB3	7	0.32
(1,46)	2:17:C:VAL:H	1:27:A:LEU:H	1	0.32
(1,1884)	2:51:C:LEU:HD21	2:26:C:GLN:HG2	9	0.31
(1,1884)	2:51:C:LEU:HD22	2:26:C:GLN:HG2	9	0.31
(1,1884)	2:51:C:LEU:HD23	2:26:C:GLN:HG2	9	0.31
(1,1884)	2:51:C:LEU:HD21	2:26:C:GLN:HG2	10	0.31
(1,1884)	2:51:C:LEU:HD22	2:26:C:GLN:HG2	10	0.31
(1,1884)	2:51:C:LEU:HD23	2:26:C:GLN:HG2	10	0.31
(1,1791)	2:54:B:ALA:HB1	2:53:B:ASP:HB2	9	0.31
(1,1791)	2:54:B:ALA:HB1	2:53:B:ASP:HB3	9	0.31
(1,1791)	2:54:B:ALA:HB2	2:53:B:ASP:HB2	9	0.31
(1,1791)	2:54:B:ALA:HB2	2:53:B:ASP:HB3	9	0.31
(1,1791)	2:54:B:ALA:HB3	2:53:B:ASP:HB2	9	0.31
(1,1791)	2:54:B:ALA:HB3	2:53:B:ASP:HB3	9	0.31
(1,1713)	2:44:C:LEU:HD11	2:40:C:GLN:HG2	9	0.31
(1,1713)	2:44:C:LEU:HD12	2:40:C:GLN:HG2	9	0.31
(1,1713)	2:44:C:LEU:HD13	2:40:C:GLN:HG2	9	0.31

Continued on next page...

Continued from previous page...

Key	Atom-1	Atom-2	Model ID	Violation (Å)
(1,1595)	2:38:B:PRO:HB2	2:38:B:PRO:HD2	2	0.31
(1,1525)	2:55:B:GLN:H	2:54:B:ALA:HA	4	0.31
(1,1525)	2:55:B:GLN:H	2:54:B:ALA:HA	6	0.31
(1,1342)	2:22:C:LEU:H	2:22:C:LEU:HD11	5	0.31
(1,1342)	2:22:C:LEU:H	2:22:C:LEU:HD12	5	0.31
(1,1342)	2:22:C:LEU:H	2:22:C:LEU:HD13	5	0.31
(1,1219)	2:31:B:ILE:HG21	2:27:C:LEU:HD11	9	0.31
(1,1219)	2:31:B:ILE:HG21	2:27:C:LEU:HD12	9	0.31
(1,1219)	2:31:B:ILE:HG21	2:27:C:LEU:HD13	9	0.31
(1,1219)	2:31:B:ILE:HG22	2:27:C:LEU:HD11	9	0.31
(1,1219)	2:31:B:ILE:HG22	2:27:C:LEU:HD12	9	0.31
(1,1219)	2:31:B:ILE:HG22	2:27:C:LEU:HD13	9	0.31
(1,1219)	2:31:B:ILE:HG23	2:27:C:LEU:HD11	9	0.31
(1,1219)	2:31:B:ILE:HG23	2:27:C:LEU:HD12	9	0.31
(1,1219)	2:31:B:ILE:HG23	2:27:C:LEU:HD13	9	0.31
(1,1216)	2:27:B:LEU:HD11	2:27:B:LEU:H	6	0.31
(1,1216)	2:27:B:LEU:HD12	2:27:B:LEU:H	6	0.31
(1,1216)	2:27:B:LEU:HD13	2:27:B:LEU:H	6	0.31
(1,46)	2:17:C:VAL:H	1:27:A:LEU:H	2	0.31
(1,1873)	2:23:B:ASN:HD22	2:26:B:GLN:HG2	3	0.3
(1,1551)	2:17:B:VAL:HG21	2:15:B:GLU:HG3	8	0.3
(1,1551)	2:17:B:VAL:HG22	2:15:B:GLU:HG3	8	0.3
(1,1551)	2:17:B:VAL:HG23	2:15:B:GLU:HG3	8	0.3
(1,1342)	2:22:C:LEU:H	2:22:C:LEU:HD11	4	0.3
(1,1342)	2:22:C:LEU:H	2:22:C:LEU:HD12	4	0.3
(1,1342)	2:22:C:LEU:H	2:22:C:LEU:HD13	4	0.3
(1,1342)	2:22:C:LEU:H	2:22:C:LEU:HD11	10	0.3
(1,1342)	2:22:C:LEU:H	2:22:C:LEU:HD12	10	0.3
(1,1342)	2:22:C:LEU:H	2:22:C:LEU:HD13	10	0.3
(1,1128)	2:31:C:ILE:HG21	2:27:B:LEU:HB3	1	0.3
(1,1128)	2:31:C:ILE:HG22	2:27:B:LEU:HB3	1	0.3
(1,1128)	2:31:C:ILE:HG23	2:27:B:LEU:HB3	1	0.3
(1,829)	2:40:C:GLN:H	2:44:C:LEU:HD11	9	0.3
(1,829)	2:40:C:GLN:H	2:44:C:LEU:HD12	9	0.3
(1,829)	2:40:C:GLN:H	2:44:C:LEU:HD13	9	0.3
(1,1884)	2:51:C:LEU:HD21	2:26:C:GLN:HG2	5	0.29
(1,1884)	2:51:C:LEU:HD22	2:26:C:GLN:HG2	5	0.29
(1,1884)	2:51:C:LEU:HD23	2:26:C:GLN:HG2	5	0.29
(1,1878)	2:52:C:ASN:HB3	2:22:C:LEU:HD21	6	0.29
(1,1878)	2:52:C:ASN:HB3	2:22:C:LEU:HD22	6	0.29
(1,1878)	2:52:C:ASN:HB3	2:22:C:LEU:HD23	6	0.29
(1,1717)	2:41:C:SER:HA	2:44:C:LEU:HD11	6	0.29

Continued on next page...

Continued from previous page...

Key	Atom-1	Atom-2	Model ID	Violation (Å)
(1,1717)	2:41:C:SER:HA	2:44:C:LEU:HD12	6	0.29
(1,1717)	2:41:C:SER:HA	2:44:C:LEU:HD13	6	0.29
(1,1713)	2:44:C:LEU:HD11	2:40:C:GLN:HG2	8	0.29
(1,1713)	2:44:C:LEU:HD12	2:40:C:GLN:HG2	8	0.29
(1,1713)	2:44:C:LEU:HD13	2:40:C:GLN:HG2	8	0.29
(1,1464)	2:45:C:LEU:H	2:45:C:LEU:HD11	6	0.29
(1,1464)	2:45:C:LEU:H	2:45:C:LEU:HD12	6	0.29
(1,1464)	2:45:C:LEU:H	2:45:C:LEU:HD13	6	0.29
(1,1404)	2:17:C:VAL:HG11	2:45:C:LEU:HG	4	0.29
(1,1404)	2:17:C:VAL:HG12	2:45:C:LEU:HG	4	0.29
(1,1404)	2:17:C:VAL:HG13	2:45:C:LEU:HG	4	0.29
(1,1404)	2:17:C:VAL:HG11	2:45:C:LEU:HG	10	0.29
(1,1404)	2:17:C:VAL:HG12	2:45:C:LEU:HG	10	0.29
(1,1404)	2:17:C:VAL:HG13	2:45:C:LEU:HG	10	0.29
(1,1216)	2:27:B:LEU:HD11	2:27:B:LEU:H	3	0.29
(1,1216)	2:27:B:LEU:HD12	2:27:B:LEU:H	3	0.29
(1,1216)	2:27:B:LEU:HD13	2:27:B:LEU:H	3	0.29
(1,991)	2:16:C:ILE:HG21	1:26:A:ILE:HG21	3	0.29
(1,991)	2:16:C:ILE:HG21	1:26:A:ILE:HG22	3	0.29
(1,991)	2:16:C:ILE:HG21	1:26:A:ILE:HG23	3	0.29
(1,991)	2:16:C:ILE:HG22	1:26:A:ILE:HG21	3	0.29
(1,991)	2:16:C:ILE:HG22	1:26:A:ILE:HG22	3	0.29
(1,991)	2:16:C:ILE:HG22	1:26:A:ILE:HG23	3	0.29
(1,991)	2:16:C:ILE:HG23	1:26:A:ILE:HG21	3	0.29
(1,991)	2:16:C:ILE:HG23	1:26:A:ILE:HG22	3	0.29
(1,991)	2:16:C:ILE:HG23	1:26:A:ILE:HG23	3	0.29
(1,991)	2:16:C:ILE:HG21	1:26:A:ILE:HG21	8	0.29
(1,991)	2:16:C:ILE:HG21	1:26:A:ILE:HG22	8	0.29
(1,991)	2:16:C:ILE:HG21	1:26:A:ILE:HG23	8	0.29
(1,991)	2:16:C:ILE:HG22	1:26:A:ILE:HG21	8	0.29
(1,991)	2:16:C:ILE:HG22	1:26:A:ILE:HG22	8	0.29
(1,991)	2:16:C:ILE:HG22	1:26:A:ILE:HG23	8	0.29
(1,991)	2:16:C:ILE:HG23	1:26:A:ILE:HG21	8	0.29
(1,991)	2:16:C:ILE:HG23	1:26:A:ILE:HG22	8	0.29
(1,991)	2:16:C:ILE:HG23	1:26:A:ILE:HG23	8	0.29
(1,911)	2:23:B:ASN:H	2:22:B:LEU:HD11	7	0.29
(1,911)	2:23:B:ASN:H	2:22:B:LEU:HD12	7	0.29
(1,911)	2:23:B:ASN:H	2:22:B:LEU:HD13	7	0.29
(1,1884)	2:51:C:LEU:HD21	2:26:C:GLN:HG2	8	0.28
(1,1884)	2:51:C:LEU:HD22	2:26:C:GLN:HG2	8	0.28
(1,1884)	2:51:C:LEU:HD23	2:26:C:GLN:HG2	8	0.28
(1,1878)	2:52:C:ASN:HB3	2:22:C:LEU:HD21	3	0.28

Continued on next page...

Continued from previous page...

Key	Atom-1	Atom-2	Model ID	Violation (Å)
(1,1878)	2:52:C:ASN:HB3	2:22:C:LEU:HD22	3	0.28
(1,1878)	2:52:C:ASN:HB3	2:22:C:LEU:HD23	3	0.28
(1,1607)	2:52:B:ASN:HB3	2:22:B:LEU:HD11	7	0.28
(1,1607)	2:52:B:ASN:HB3	2:22:B:LEU:HD12	7	0.28
(1,1607)	2:52:B:ASN:HB3	2:22:B:LEU:HD13	7	0.28
(1,1464)	2:45:C:LEU:H	2:45:C:LEU:HD11	8	0.28
(1,1464)	2:45:C:LEU:H	2:45:C:LEU:HD12	8	0.28
(1,1464)	2:45:C:LEU:H	2:45:C:LEU:HD13	8	0.28
(1,1128)	2:31:C:ILE:HG21	2:27:B:LEU:HB3	2	0.28
(1,1128)	2:31:C:ILE:HG22	2:27:B:LEU:HB3	2	0.28
(1,1128)	2:31:C:ILE:HG23	2:27:B:LEU:HB3	2	0.28
(1,1128)	2:31:C:ILE:HG21	2:27:B:LEU:HB3	8	0.28
(1,1128)	2:31:C:ILE:HG22	2:27:B:LEU:HB3	8	0.28
(1,1128)	2:31:C:ILE:HG23	2:27:B:LEU:HB3	8	0.28
(1,991)	2:16:C:ILE:HG21	1:26:A:ILE:HG21	9	0.28
(1,991)	2:16:C:ILE:HG21	1:26:A:ILE:HG22	9	0.28
(1,991)	2:16:C:ILE:HG21	1:26:A:ILE:HG23	9	0.28
(1,991)	2:16:C:ILE:HG22	1:26:A:ILE:HG21	9	0.28
(1,991)	2:16:C:ILE:HG22	1:26:A:ILE:HG22	9	0.28
(1,991)	2:16:C:ILE:HG22	1:26:A:ILE:HG23	9	0.28
(1,991)	2:16:C:ILE:HG23	1:26:A:ILE:HG21	9	0.28
(1,991)	2:16:C:ILE:HG23	1:26:A:ILE:HG22	9	0.28
(1,991)	2:16:C:ILE:HG23	1:26:A:ILE:HG23	9	0.28
(1,268)	1:27:A:LEU:HD21	2:45:C:LEU:HB3	5	0.28
(1,268)	1:27:A:LEU:HD22	2:45:C:LEU:HB3	5	0.28
(1,268)	1:27:A:LEU:HD23	2:45:C:LEU:HB3	5	0.28
(1,268)	1:27:A:LEU:HD21	2:45:C:LEU:HB3	6	0.28
(1,268)	1:27:A:LEU:HD22	2:45:C:LEU:HB3	6	0.28
(1,268)	1:27:A:LEU:HD23	2:45:C:LEU:HB3	6	0.28
(1,1774)	2:47:B:GLU:HA	2:47:B:GLU:HG2	2	0.27
(1,1774)	2:47:B:GLU:HA	2:47:B:GLU:HG3	2	0.27
(1,1717)	2:41:C:SER:HA	2:44:C:LEU:HD11	7	0.27
(1,1717)	2:41:C:SER:HA	2:44:C:LEU:HD12	7	0.27
(1,1717)	2:41:C:SER:HA	2:44:C:LEU:HD13	7	0.27
(1,1525)	2:55:B:GLN:H	2:54:B:ALA:HA	1	0.27
(1,1525)	2:55:B:GLN:H	2:54:B:ALA:HA	8	0.27
(1,1469)	2:45:C:LEU:HB2	2:45:C:LEU:HD21	10	0.27
(1,1469)	2:45:C:LEU:HB2	2:45:C:LEU:HD22	10	0.27
(1,1469)	2:45:C:LEU:HB2	2:45:C:LEU:HD23	10	0.27
(1,1308)	2:49:B:LYS:H	2:49:B:LYS:HG2	1	0.27
(1,1025)	2:17:B:VAL:HA	2:17:B:VAL:HG21	2	0.27
(1,1025)	2:17:B:VAL:HA	2:17:B:VAL:HG22	2	0.27

Continued on next page...

Continued from previous page...

Key	Atom-1	Atom-2	Model ID	Violation (Å)
(1,1025)	2:17:B:VAL:HA	2:17:B:VAL:HG23	2	0.27
(1,1025)	2:17:B:VAL:HA	2:17:B:VAL:HG21	3	0.27
(1,1025)	2:17:B:VAL:HA	2:17:B:VAL:HG22	3	0.27
(1,1025)	2:17:B:VAL:HA	2:17:B:VAL:HG23	3	0.27
(1,1025)	2:17:B:VAL:HA	2:17:B:VAL:HG21	5	0.27
(1,1025)	2:17:B:VAL:HA	2:17:B:VAL:HG22	5	0.27
(1,1025)	2:17:B:VAL:HA	2:17:B:VAL:HG23	5	0.27
(1,1025)	2:17:B:VAL:HA	2:17:B:VAL:HG21	7	0.27
(1,1025)	2:17:B:VAL:HA	2:17:B:VAL:HG22	7	0.27
(1,1025)	2:17:B:VAL:HA	2:17:B:VAL:HG23	7	0.27
(1,1025)	2:17:B:VAL:HA	2:17:B:VAL:HG21	8	0.27
(1,1025)	2:17:B:VAL:HA	2:17:B:VAL:HG22	8	0.27
(1,1025)	2:17:B:VAL:HA	2:17:B:VAL:HG23	8	0.27
(1,829)	2:40:C:GLN:H	2:44:C:LEU:HD11	7	0.27
(1,829)	2:40:C:GLN:H	2:44:C:LEU:HD12	7	0.27
(1,829)	2:40:C:GLN:H	2:44:C:LEU:HD13	7	0.27
(1,797)	2:37:B:ASP:H	2:38:B:PRO:HD2	8	0.27
(1,362)	1:11:A:ARG:HA	1:11:A:ARG:HG2	2	0.27
(1,362)	1:11:A:ARG:HA	1:11:A:ARG:HG2	3	0.27
(1,362)	1:11:A:ARG:HA	1:11:A:ARG:HG2	4	0.27
(1,58)	1:28:A:SER:H	1:27:A:LEU:HD11	1	0.27
(1,58)	1:28:A:SER:H	1:27:A:LEU:HD12	1	0.27
(1,58)	1:28:A:SER:H	1:27:A:LEU:HD13	1	0.27
(1,1812)	2:51:C:LEU:HD11	2:26:C:GLN:HG2	10	0.26
(1,1812)	2:51:C:LEU:HD12	2:26:C:GLN:HG2	10	0.26
(1,1812)	2:51:C:LEU:HD13	2:26:C:GLN:HG2	10	0.26
(1,1774)	2:47:B:GLU:HA	2:47:B:GLU:HG2	1	0.26
(1,1774)	2:47:B:GLU:HA	2:47:B:GLU:HG3	1	0.26
(1,1774)	2:47:B:GLU:HA	2:47:B:GLU:HG2	7	0.26
(1,1774)	2:47:B:GLU:HA	2:47:B:GLU:HG3	7	0.26
(1,1618)	2:23:C:ASN:HB3	2:24:C:PRO:HD2	1	0.26
(1,1613)	2:23:B:ASN:HB2	2:23:B:ASN:HD22	2	0.26
(1,1613)	2:23:B:ASN:HB2	2:23:B:ASN:HD22	7	0.26
(1,1591)	2:39:B:SER:H	2:38:B:PRO:HG3	10	0.26
(1,1525)	2:55:B:GLN:H	2:54:B:ALA:HA	2	0.26
(1,1525)	2:55:B:GLN:H	2:54:B:ALA:HA	7	0.26
(1,1517)	2:49:B:LYS:H	2:46:B:ALA:HA	1	0.26
(1,1469)	2:45:C:LEU:HB2	2:45:C:LEU:HD21	4	0.26
(1,1469)	2:45:C:LEU:HB2	2:45:C:LEU:HD22	4	0.26
(1,1469)	2:45:C:LEU:HB2	2:45:C:LEU:HD23	4	0.26
(1,1025)	2:17:B:VAL:HA	2:17:B:VAL:HG21	1	0.26
(1,1025)	2:17:B:VAL:HA	2:17:B:VAL:HG22	1	0.26

Continued on next page...

Continued from previous page...

Key	Atom-1	Atom-2	Model ID	Violation (Å)
(1,1025)	2:17:B:VAL:HA	2:17:B:VAL:HG23	1	0.26
(1,1025)	2:17:B:VAL:HA	2:17:B:VAL:HG21	6	0.26
(1,1025)	2:17:B:VAL:HA	2:17:B:VAL:HG22	6	0.26
(1,1025)	2:17:B:VAL:HA	2:17:B:VAL:HG23	6	0.26
(1,962)	2:44:C:LEU:HD11	2:34:C:ILE:HB	2	0.26
(1,962)	2:44:C:LEU:HD12	2:34:C:ILE:HB	2	0.26
(1,962)	2:44:C:LEU:HD13	2:34:C:ILE:HB	2	0.26
(1,962)	2:44:C:LEU:HD11	2:34:C:ILE:HB	10	0.26
(1,962)	2:44:C:LEU:HD12	2:34:C:ILE:HB	10	0.26
(1,962)	2:44:C:LEU:HD13	2:34:C:ILE:HB	10	0.26
(1,829)	2:40:C:GLN:H	2:44:C:LEU:HD11	4	0.26
(1,829)	2:40:C:GLN:H	2:44:C:LEU:HD12	4	0.26
(1,829)	2:40:C:GLN:H	2:44:C:LEU:HD13	4	0.26
(1,810)	2:37:B:ASP:H	2:44:B:LEU:HD21	3	0.26
(1,810)	2:37:B:ASP:H	2:44:B:LEU:HD22	3	0.26
(1,810)	2:37:B:ASP:H	2:44:B:LEU:HD23	3	0.26
(1,501)	2:25:B:ASP:H	2:24:B:PRO:HD3	9	0.26
(1,268)	1:27:A:LEU:HD21	2:45:C:LEU:HB3	1	0.26
(1,268)	1:27:A:LEU:HD22	2:45:C:LEU:HB3	1	0.26
(1,268)	1:27:A:LEU:HD23	2:45:C:LEU:HB3	1	0.26
(1,1791)	2:54:B:ALA:HB1	2:53:B:ASP:HB2	6	0.25
(1,1791)	2:54:B:ALA:HB1	2:53:B:ASP:HB3	6	0.25
(1,1791)	2:54:B:ALA:HB2	2:53:B:ASP:HB2	6	0.25
(1,1791)	2:54:B:ALA:HB2	2:53:B:ASP:HB3	6	0.25
(1,1791)	2:54:B:ALA:HB3	2:53:B:ASP:HB2	6	0.25
(1,1791)	2:54:B:ALA:HB3	2:53:B:ASP:HB3	6	0.25
(1,1661)	2:35:B:HIS:HB2	2:36:B:ASP:HB2	5	0.25
(1,1661)	2:35:B:HIS:HB2	2:36:B:ASP:HB3	5	0.25
(1,1613)	2:23:B:ASN:HB2	2:23:B:ASN:HD22	1	0.25
(1,1613)	2:23:B:ASN:HB2	2:23:B:ASN:HD22	8	0.25
(1,1613)	2:23:B:ASN:HB2	2:23:B:ASN:HD22	10	0.25
(1,1464)	2:45:C:LEU:H	2:45:C:LEU:HD11	9	0.25
(1,1464)	2:45:C:LEU:H	2:45:C:LEU:HD12	9	0.25
(1,1464)	2:45:C:LEU:H	2:45:C:LEU:HD13	9	0.25
(1,1424)	2:48:B:ALA:HB1	2:19:B:LEU:HB2	6	0.25
(1,1424)	2:48:B:ALA:HB2	2:19:B:LEU:HB2	6	0.25
(1,1424)	2:48:B:ALA:HB3	2:19:B:LEU:HB2	6	0.25
(1,1374)	2:51:C:LEU:HB3	2:22:C:LEU:HD11	5	0.25
(1,1374)	2:51:C:LEU:HB3	2:22:C:LEU:HD12	5	0.25
(1,1374)	2:51:C:LEU:HB3	2:22:C:LEU:HD13	5	0.25
(1,1362)	2:51:B:LEU:H	2:51:B:LEU:HB3	2	0.25
(1,1362)	2:51:B:LEU:H	2:51:B:LEU:HB3	4	0.25

Continued on next page...

Continued from previous page...

Key	Atom-1	Atom-2	Model ID	Violation (Å)
(1,991)	2:16:C:ILE:HG21	1:26:A:ILE:HG21	2	0.25
(1,991)	2:16:C:ILE:HG21	1:26:A:ILE:HG22	2	0.25
(1,991)	2:16:C:ILE:HG21	1:26:A:ILE:HG23	2	0.25
(1,991)	2:16:C:ILE:HG22	1:26:A:ILE:HG21	2	0.25
(1,991)	2:16:C:ILE:HG22	1:26:A:ILE:HG22	2	0.25
(1,991)	2:16:C:ILE:HG22	1:26:A:ILE:HG23	2	0.25
(1,991)	2:16:C:ILE:HG23	1:26:A:ILE:HG21	2	0.25
(1,991)	2:16:C:ILE:HG23	1:26:A:ILE:HG22	2	0.25
(1,991)	2:16:C:ILE:HG23	1:26:A:ILE:HG23	2	0.25
(1,813)	2:34:C:ILE:HG21	2:37:C:ASP:H	9	0.25
(1,813)	2:34:C:ILE:HG22	2:37:C:ASP:H	9	0.25
(1,813)	2:34:C:ILE:HG23	2:37:C:ASP:H	9	0.25
(1,810)	2:37:B:ASP:H	2:44:B:LEU:HD21	7	0.25
(1,810)	2:37:B:ASP:H	2:44:B:LEU:HD22	7	0.25
(1,810)	2:37:B:ASP:H	2:44:B:LEU:HD23	7	0.25
(1,421)	1:28:A:SER:HB2	1:14:A:ASN:HD21	2	0.25
(1,421)	1:28:A:SER:HB3	1:14:A:ASN:HD21	2	0.25
(1,396)	1:12:A:LEU:HA	1:12:A:LEU:HD11	10	0.25
(1,396)	1:12:A:LEU:HA	1:12:A:LEU:HD12	10	0.25
(1,396)	1:12:A:LEU:HA	1:12:A:LEU:HD13	10	0.25
(1,268)	1:27:A:LEU:HD21	2:45:C:LEU:HB3	9	0.25
(1,268)	1:27:A:LEU:HD22	2:45:C:LEU:HB3	9	0.25
(1,268)	1:27:A:LEU:HD23	2:45:C:LEU:HB3	9	0.25
(1,58)	1:28:A:SER:H	1:27:A:LEU:HD11	10	0.25
(1,58)	1:28:A:SER:H	1:27:A:LEU:HD12	10	0.25
(1,58)	1:28:A:SER:H	1:27:A:LEU:HD13	10	0.25
(1,1916)	2:40:B:GLN:HA	2:40:B:GLN:HG3	5	0.24
(1,1845)	2:52:B:ASN:HB3	2:22:B:LEU:HD11	3	0.24
(1,1845)	2:52:B:ASN:HB3	2:22:B:LEU:HD12	3	0.24
(1,1845)	2:52:B:ASN:HB3	2:22:B:LEU:HD13	3	0.24
(1,1790)	2:56:C:ALA:HB1	2:53:C:ASP:HB2	10	0.24
(1,1790)	2:56:C:ALA:HB1	2:53:C:ASP:HB3	10	0.24
(1,1790)	2:56:C:ALA:HB2	2:53:C:ASP:HB2	10	0.24
(1,1790)	2:56:C:ALA:HB2	2:53:C:ASP:HB3	10	0.24
(1,1790)	2:56:C:ALA:HB3	2:53:C:ASP:HB2	10	0.24
(1,1790)	2:56:C:ALA:HB3	2:53:C:ASP:HB3	10	0.24
(1,1774)	2:47:B:GLU:HA	2:47:B:GLU:HG2	8	0.24
(1,1774)	2:47:B:GLU:HA	2:47:B:GLU:HG3	8	0.24
(1,1713)	2:44:C:LEU:HD11	2:40:C:GLN:HG2	7	0.24
(1,1713)	2:44:C:LEU:HD12	2:40:C:GLN:HG2	7	0.24
(1,1713)	2:44:C:LEU:HD13	2:40:C:GLN:HG2	7	0.24
(1,1692)	2:38:C:PRO:HB2	2:34:C:ILE:HG21	8	0.24

Continued on next page...

Continued from previous page...

Key	Atom-1	Atom-2	Model ID	Violation (Å)
(1,1692)	2:38:C:PRO:HB2	2:34:C:ILE:HG22	8	0.24
(1,1692)	2:38:C:PRO:HB2	2:34:C:ILE:HG23	8	0.24
(1,1628)	2:22:C:LEU:H	2:21:C:ASN:HB2	7	0.24
(1,1613)	2:23:B:ASN:HB2	2:23:B:ASN:HD22	3	0.24
(1,1613)	2:23:B:ASN:HB2	2:23:B:ASN:HD22	5	0.24
(1,1564)	2:19:C:LEU:HD21	2:49:C:LYS:HG2	4	0.24
(1,1564)	2:19:C:LEU:HD21	2:49:C:LYS:HG3	4	0.24
(1,1564)	2:19:C:LEU:HD22	2:49:C:LYS:HG2	4	0.24
(1,1564)	2:19:C:LEU:HD22	2:49:C:LYS:HG3	4	0.24
(1,1564)	2:19:C:LEU:HD23	2:49:C:LYS:HG2	4	0.24
(1,1564)	2:19:C:LEU:HD23	2:49:C:LYS:HG3	4	0.24
(1,1525)	2:55:B:GLN:H	2:54:B:ALA:HA	10	0.24
(1,1439)	2:19:B:LEU:HD21	2:48:B:ALA:HB1	3	0.24
(1,1439)	2:19:B:LEU:HD21	2:48:B:ALA:HB2	3	0.24
(1,1439)	2:19:B:LEU:HD21	2:48:B:ALA:HB3	3	0.24
(1,1439)	2:19:B:LEU:HD22	2:48:B:ALA:HB1	3	0.24
(1,1439)	2:19:B:LEU:HD22	2:48:B:ALA:HB2	3	0.24
(1,1439)	2:19:B:LEU:HD22	2:48:B:ALA:HB3	3	0.24
(1,1439)	2:19:B:LEU:HD23	2:48:B:ALA:HB1	3	0.24
(1,1439)	2:19:B:LEU:HD23	2:48:B:ALA:HB2	3	0.24
(1,1439)	2:19:B:LEU:HD23	2:48:B:ALA:HB3	3	0.24
(1,1424)	2:48:B:ALA:HB1	2:19:B:LEU:HB2	3	0.24
(1,1424)	2:48:B:ALA:HB2	2:19:B:LEU:HB2	3	0.24
(1,1424)	2:48:B:ALA:HB3	2:19:B:LEU:HB2	3	0.24
(1,1424)	2:48:B:ALA:HB1	2:19:B:LEU:HB2	5	0.24
(1,1424)	2:48:B:ALA:HB2	2:19:B:LEU:HB2	5	0.24
(1,1424)	2:48:B:ALA:HB3	2:19:B:LEU:HB2	5	0.24
(1,1362)	2:51:B:LEU:H	2:51:B:LEU:HB3	5	0.24
(1,1362)	2:51:B:LEU:H	2:51:B:LEU:HB3	6	0.24
(1,1362)	2:51:B:LEU:H	2:51:B:LEU:HB3	7	0.24
(1,1362)	2:51:B:LEU:H	2:51:B:LEU:HB3	9	0.24
(1,1145)	2:17:B:VAL:HG21	2:15:B:GLU:HB2	3	0.24
(1,1145)	2:17:B:VAL:HG22	2:15:B:GLU:HB2	3	0.24
(1,1145)	2:17:B:VAL:HG23	2:15:B:GLU:HB2	3	0.24
(1,1025)	2:17:B:VAL:HA	2:17:B:VAL:HG21	4	0.24
(1,1025)	2:17:B:VAL:HA	2:17:B:VAL:HG22	4	0.24
(1,1025)	2:17:B:VAL:HA	2:17:B:VAL:HG23	4	0.24
(1,1025)	2:17:B:VAL:HA	2:17:B:VAL:HG21	9	0.24
(1,1025)	2:17:B:VAL:HA	2:17:B:VAL:HG22	9	0.24
(1,1025)	2:17:B:VAL:HA	2:17:B:VAL:HG23	9	0.24
(1,1025)	2:17:B:VAL:HA	2:17:B:VAL:HG21	10	0.24
(1,1025)	2:17:B:VAL:HA	2:17:B:VAL:HG22	10	0.24

Continued on next page...

Continued from previous page...

Key	Atom-1	Atom-2	Model ID	Violation (Å)
(1,1025)	2:17:B:VAL:HA	2:17:B:VAL:HG23	10	0.24
(1,891)	2:21:C:ASN:H	2:22:C:LEU:HD11	2	0.24
(1,891)	2:21:C:ASN:H	2:22:C:LEU:HD12	2	0.24
(1,891)	2:21:C:ASN:H	2:22:C:LEU:HD13	2	0.24
(1,423)	1:28:A:SER:HB3	1:12:A:LEU:HB3	9	0.24
(1,362)	1:11:A:ARG:HA	1:11:A:ARG:HG2	5	0.24
(1,362)	1:11:A:ARG:HA	1:11:A:ARG:HG2	8	0.24
(1,58)	1:28:A:SER:H	1:27:A:LEU:HD11	7	0.24
(1,58)	1:28:A:SER:H	1:27:A:LEU:HD12	7	0.24
(1,58)	1:28:A:SER:H	1:27:A:LEU:HD13	7	0.24
(1,46)	2:17:C:VAL:H	1:27:A:LEU:H	10	0.24
(1,1692)	2:38:C:PRO:HB2	2:34:C:ILE:HG21	4	0.23
(1,1692)	2:38:C:PRO:HB2	2:34:C:ILE:HG22	4	0.23
(1,1692)	2:38:C:PRO:HB2	2:34:C:ILE:HG23	4	0.23
(1,1692)	2:38:C:PRO:HB2	2:34:C:ILE:HG21	5	0.23
(1,1692)	2:38:C:PRO:HB2	2:34:C:ILE:HG22	5	0.23
(1,1692)	2:38:C:PRO:HB2	2:34:C:ILE:HG23	5	0.23
(1,1612)	2:23:C:ASN:HB2	2:23:C:ASN:HD21	8	0.23
(1,1591)	2:39:B:SER:H	2:38:B:PRO:HG3	1	0.23
(1,1564)	2:19:C:LEU:HD21	2:49:C:LYS:HG2	5	0.23
(1,1564)	2:19:C:LEU:HD21	2:49:C:LYS:HG3	5	0.23
(1,1564)	2:19:C:LEU:HD22	2:49:C:LYS:HG2	5	0.23
(1,1564)	2:19:C:LEU:HD22	2:49:C:LYS:HG3	5	0.23
(1,1564)	2:19:C:LEU:HD23	2:49:C:LYS:HG2	5	0.23
(1,1564)	2:19:C:LEU:HD23	2:49:C:LYS:HG3	5	0.23
(1,1525)	2:55:B:GLN:H	2:54:B:ALA:HA	3	0.23
(1,1464)	2:45:C:LEU:H	2:45:C:LEU:HD11	7	0.23
(1,1464)	2:45:C:LEU:H	2:45:C:LEU:HD12	7	0.23
(1,1464)	2:45:C:LEU:H	2:45:C:LEU:HD13	7	0.23
(1,1424)	2:48:B:ALA:HB1	2:19:B:LEU:HB2	7	0.23
(1,1424)	2:48:B:ALA:HB2	2:19:B:LEU:HB2	7	0.23
(1,1424)	2:48:B:ALA:HB3	2:19:B:LEU:HB2	7	0.23
(1,1362)	2:51:B:LEU:H	2:51:B:LEU:HB3	8	0.23
(1,991)	2:16:C:ILE:HG21	1:26:A:ILE:HG21	7	0.23
(1,991)	2:16:C:ILE:HG21	1:26:A:ILE:HG22	7	0.23
(1,991)	2:16:C:ILE:HG21	1:26:A:ILE:HG23	7	0.23
(1,991)	2:16:C:ILE:HG22	1:26:A:ILE:HG21	7	0.23
(1,991)	2:16:C:ILE:HG22	1:26:A:ILE:HG22	7	0.23
(1,991)	2:16:C:ILE:HG22	1:26:A:ILE:HG23	7	0.23
(1,991)	2:16:C:ILE:HG23	1:26:A:ILE:HG21	7	0.23
(1,991)	2:16:C:ILE:HG23	1:26:A:ILE:HG22	7	0.23
(1,991)	2:16:C:ILE:HG23	1:26:A:ILE:HG23	7	0.23

Continued on next page...

Continued from previous page...

Key	Atom-1	Atom-2	Model ID	Violation (Å)
(1,891)	2:21:C:ASN:H	2:22:C:LEU:HD11	9	0.23
(1,891)	2:21:C:ASN:H	2:22:C:LEU:HD12	9	0.23
(1,891)	2:21:C:ASN:H	2:22:C:LEU:HD13	9	0.23
(1,810)	2:37:B:ASP:H	2:44:B:LEU:HD21	1	0.23
(1,810)	2:37:B:ASP:H	2:44:B:LEU:HD22	1	0.23
(1,810)	2:37:B:ASP:H	2:44:B:LEU:HD23	1	0.23
(1,810)	2:37:B:ASP:H	2:44:B:LEU:HD21	9	0.23
(1,810)	2:37:B:ASP:H	2:44:B:LEU:HD22	9	0.23
(1,810)	2:37:B:ASP:H	2:44:B:LEU:HD23	9	0.23
(1,58)	1:28:A:SER:H	1:27:A:LEU:HD11	4	0.23
(1,58)	1:28:A:SER:H	1:27:A:LEU:HD12	4	0.23
(1,58)	1:28:A:SER:H	1:27:A:LEU:HD13	4	0.23
(1,58)	1:28:A:SER:H	1:27:A:LEU:HD11	5	0.23
(1,58)	1:28:A:SER:H	1:27:A:LEU:HD12	5	0.23
(1,58)	1:28:A:SER:H	1:27:A:LEU:HD13	5	0.23
(1,58)	1:28:A:SER:H	1:27:A:LEU:HD11	6	0.23
(1,58)	1:28:A:SER:H	1:27:A:LEU:HD12	6	0.23
(1,58)	1:28:A:SER:H	1:27:A:LEU:HD13	6	0.23
(1,58)	1:28:A:SER:H	1:27:A:LEU:HD11	9	0.23
(1,58)	1:28:A:SER:H	1:27:A:LEU:HD12	9	0.23
(1,58)	1:28:A:SER:H	1:27:A:LEU:HD13	9	0.23
(1,1878)	2:52:C:ASN:HB3	2:22:C:LEU:HD21	4	0.22
(1,1878)	2:52:C:ASN:HB3	2:22:C:LEU:HD22	4	0.22
(1,1878)	2:52:C:ASN:HB3	2:22:C:LEU:HD23	4	0.22
(1,1795)	2:26:B:GLN:H	2:26:B:GLN:HG2	1	0.22
(1,1774)	2:47:B:GLU:HA	2:47:B:GLU:HG2	9	0.22
(1,1774)	2:47:B:GLU:HA	2:47:B:GLU:HG3	9	0.22
(1,1717)	2:41:C:SER:HA	2:44:C:LEU:HD11	5	0.22
(1,1717)	2:41:C:SER:HA	2:44:C:LEU:HD12	5	0.22
(1,1717)	2:41:C:SER:HA	2:44:C:LEU:HD13	5	0.22
(1,1713)	2:44:C:LEU:HD11	2:40:C:GLN:HG2	4	0.22
(1,1713)	2:44:C:LEU:HD12	2:40:C:GLN:HG2	4	0.22
(1,1713)	2:44:C:LEU:HD13	2:40:C:GLN:HG2	4	0.22
(1,1615)	2:23:B:ASN:HB3	2:23:B:ASN:HD22	3	0.22
(1,1612)	2:23:C:ASN:HB2	2:23:C:ASN:HD21	1	0.22
(1,1607)	2:52:B:ASN:HB3	2:22:B:LEU:HD11	8	0.22
(1,1607)	2:52:B:ASN:HB3	2:22:B:LEU:HD12	8	0.22
(1,1607)	2:52:B:ASN:HB3	2:22:B:LEU:HD13	8	0.22
(1,1591)	2:39:B:SER:H	2:38:B:PRO:HG3	4	0.22
(1,1525)	2:55:B:GLN:H	2:54:B:ALA:HA	9	0.22
(1,1362)	2:51:B:LEU:H	2:51:B:LEU:HB3	3	0.22
(1,1362)	2:51:B:LEU:H	2:51:B:LEU:HB3	10	0.22

Continued on next page...

Continued from previous page...

Key	Atom-1	Atom-2	Model ID	Violation (Å)
(1,1216)	2:27:B:LEU:HD11	2:27:B:LEU:H	4	0.22
(1,1216)	2:27:B:LEU:HD12	2:27:B:LEU:H	4	0.22
(1,1216)	2:27:B:LEU:HD13	2:27:B:LEU:H	4	0.22
(1,1216)	2:27:B:LEU:HD11	2:27:B:LEU:H	9	0.22
(1,1216)	2:27:B:LEU:HD12	2:27:B:LEU:H	9	0.22
(1,1216)	2:27:B:LEU:HD13	2:27:B:LEU:H	9	0.22
(1,1206)	2:27:B:LEU:HB3	2:27:B:LEU:HG	2	0.22
(1,1206)	2:27:B:LEU:HB3	2:27:B:LEU:HG	4	0.22
(1,1206)	2:27:B:LEU:HB3	2:27:B:LEU:HG	5	0.22
(1,1206)	2:27:B:LEU:HB3	2:27:B:LEU:HG	6	0.22
(1,1206)	2:27:B:LEU:HB3	2:27:B:LEU:HG	7	0.22
(1,1206)	2:27:B:LEU:HB3	2:27:B:LEU:HG	8	0.22
(1,1206)	2:27:B:LEU:HB3	2:27:B:LEU:HG	9	0.22
(1,891)	2:21:C:ASN:H	2:22:C:LEU:HD11	3	0.22
(1,891)	2:21:C:ASN:H	2:22:C:LEU:HD12	3	0.22
(1,891)	2:21:C:ASN:H	2:22:C:LEU:HD13	3	0.22
(1,797)	2:37:B:ASP:H	2:38:B:PRO:HD2	6	0.22
(1,797)	2:37:B:ASP:H	2:38:B:PRO:HD2	10	0.22
(1,362)	1:11:A:ARG:HA	1:11:A:ARG:HG2	10	0.22
(1,66)	1:29:A:SER:HB2	1:30:A:THR:H	6	0.22
(1,58)	1:28:A:SER:H	1:27:A:LEU:HD11	2	0.22
(1,58)	1:28:A:SER:H	1:27:A:LEU:HD12	2	0.22
(1,58)	1:28:A:SER:H	1:27:A:LEU:HD13	2	0.22
(1,1791)	2:54:B:ALA:HB1	2:53:B:ASP:HB2	1	0.21
(1,1791)	2:54:B:ALA:HB1	2:53:B:ASP:HB3	1	0.21
(1,1791)	2:54:B:ALA:HB2	2:53:B:ASP:HB2	1	0.21
(1,1791)	2:54:B:ALA:HB2	2:53:B:ASP:HB3	1	0.21
(1,1791)	2:54:B:ALA:HB3	2:53:B:ASP:HB2	1	0.21
(1,1791)	2:54:B:ALA:HB3	2:53:B:ASP:HB3	1	0.21
(1,1791)	2:54:B:ALA:HB1	2:53:B:ASP:HB2	3	0.21
(1,1791)	2:54:B:ALA:HB1	2:53:B:ASP:HB3	3	0.21
(1,1791)	2:54:B:ALA:HB2	2:53:B:ASP:HB2	3	0.21
(1,1791)	2:54:B:ALA:HB2	2:53:B:ASP:HB3	3	0.21
(1,1791)	2:54:B:ALA:HB3	2:53:B:ASP:HB2	3	0.21
(1,1791)	2:54:B:ALA:HB3	2:53:B:ASP:HB3	3	0.21
(1,1791)	2:54:B:ALA:HB1	2:53:B:ASP:HB2	8	0.21
(1,1791)	2:54:B:ALA:HB1	2:53:B:ASP:HB3	8	0.21
(1,1791)	2:54:B:ALA:HB2	2:53:B:ASP:HB2	8	0.21
(1,1791)	2:54:B:ALA:HB2	2:53:B:ASP:HB3	8	0.21
(1,1791)	2:54:B:ALA:HB3	2:53:B:ASP:HB2	8	0.21
(1,1791)	2:54:B:ALA:HB3	2:53:B:ASP:HB3	8	0.21
(1,1692)	2:38:C:PRO:HB2	2:34:C:ILE:HG21	1	0.21

Continued on next page...

Continued from previous page...

Key	Atom-1	Atom-2	Model ID	Violation (Å)
(1,1692)	2:38:C:PRO:HB2	2:34:C:ILE:HG22	1	0.21
(1,1692)	2:38:C:PRO:HB2	2:34:C:ILE:HG23	1	0.21
(1,1692)	2:38:C:PRO:HB2	2:34:C:ILE:HG21	2	0.21
(1,1692)	2:38:C:PRO:HB2	2:34:C:ILE:HG22	2	0.21
(1,1692)	2:38:C:PRO:HB2	2:34:C:ILE:HG23	2	0.21
(1,1692)	2:38:C:PRO:HB2	2:34:C:ILE:HG21	3	0.21
(1,1692)	2:38:C:PRO:HB2	2:34:C:ILE:HG22	3	0.21
(1,1692)	2:38:C:PRO:HB2	2:34:C:ILE:HG23	3	0.21
(1,1692)	2:38:C:PRO:HB2	2:34:C:ILE:HG21	7	0.21
(1,1692)	2:38:C:PRO:HB2	2:34:C:ILE:HG22	7	0.21
(1,1692)	2:38:C:PRO:HB2	2:34:C:ILE:HG23	7	0.21
(1,1615)	2:23:B:ASN:HB3	2:23:B:ASN:HD22	4	0.21
(1,1615)	2:23:B:ASN:HB3	2:23:B:ASN:HD22	5	0.21
(1,1615)	2:23:B:ASN:HB3	2:23:B:ASN:HD22	8	0.21
(1,1613)	2:23:B:ASN:HB2	2:23:B:ASN:HD22	4	0.21
(1,1612)	2:23:C:ASN:HB2	2:23:C:ASN:HD21	3	0.21
(1,1424)	2:48:B:ALA:HB1	2:19:B:LEU:HB2	9	0.21
(1,1424)	2:48:B:ALA:HB2	2:19:B:LEU:HB2	9	0.21
(1,1424)	2:48:B:ALA:HB3	2:19:B:LEU:HB2	9	0.21
(1,1374)	2:51:C:LEU:HB3	2:22:C:LEU:HD11	10	0.21
(1,1374)	2:51:C:LEU:HB3	2:22:C:LEU:HD12	10	0.21
(1,1374)	2:51:C:LEU:HB3	2:22:C:LEU:HD13	10	0.21
(1,1362)	2:51:B:LEU:H	2:51:B:LEU:HB3	1	0.21
(1,1319)	2:49:B:LYS:HG2	2:17:B:VAL:HG11	3	0.21
(1,1319)	2:49:B:LYS:HG2	2:17:B:VAL:HG12	3	0.21
(1,1319)	2:49:B:LYS:HG2	2:17:B:VAL:HG13	3	0.21
(1,1206)	2:27:B:LEU:HB3	2:27:B:LEU:HG	1	0.21
(1,1206)	2:27:B:LEU:HB3	2:27:B:LEU:HG	3	0.21
(1,1206)	2:27:B:LEU:HB3	2:27:B:LEU:HG	10	0.21
(1,1105)	2:31:C:ILE:HD11	2:31:C:ILE:HA	8	0.21
(1,1105)	2:31:C:ILE:HD12	2:31:C:ILE:HA	8	0.21
(1,1105)	2:31:C:ILE:HD13	2:31:C:ILE:HA	8	0.21
(1,1105)	2:31:C:ILE:HD11	2:31:C:ILE:HA	9	0.21
(1,1105)	2:31:C:ILE:HD12	2:31:C:ILE:HA	9	0.21
(1,1105)	2:31:C:ILE:HD13	2:31:C:ILE:HA	9	0.21
(1,991)	2:16:C:ILE:HG21	1:26:A:ILE:HG21	4	0.21
(1,991)	2:16:C:ILE:HG21	1:26:A:ILE:HG22	4	0.21
(1,991)	2:16:C:ILE:HG21	1:26:A:ILE:HG23	4	0.21
(1,991)	2:16:C:ILE:HG22	1:26:A:ILE:HG21	4	0.21
(1,991)	2:16:C:ILE:HG22	1:26:A:ILE:HG22	4	0.21
(1,991)	2:16:C:ILE:HG22	1:26:A:ILE:HG23	4	0.21
(1,991)	2:16:C:ILE:HG23	1:26:A:ILE:HG21	4	0.21

Continued on next page...

Continued from previous page...

Key	Atom-1	Atom-2	Model ID	Violation (Å)
(1,991)	2:16:C:ILE:HG23	1:26:A:ILE:HG22	4	0.21
(1,991)	2:16:C:ILE:HG23	1:26:A:ILE:HG23	4	0.21
(1,829)	2:40:C:GLN:H	2:44:C:LEU:HD11	1	0.21
(1,829)	2:40:C:GLN:H	2:44:C:LEU:HD12	1	0.21
(1,829)	2:40:C:GLN:H	2:44:C:LEU:HD13	1	0.21
(1,810)	2:37:B:ASP:H	2:44:B:LEU:HD21	6	0.21
(1,810)	2:37:B:ASP:H	2:44:B:LEU:HD22	6	0.21
(1,810)	2:37:B:ASP:H	2:44:B:LEU:HD23	6	0.21
(1,797)	2:37:B:ASP:H	2:38:B:PRO:HD2	9	0.21
(1,413)	1:11:A:ARG:HG2	1:12:A:LEU:HD11	6	0.21
(1,413)	1:11:A:ARG:HG2	1:12:A:LEU:HD12	6	0.21
(1,413)	1:11:A:ARG:HG2	1:12:A:LEU:HD13	6	0.21
(1,396)	1:12:A:LEU:HA	1:12:A:LEU:HD11	6	0.21
(1,396)	1:12:A:LEU:HA	1:12:A:LEU:HD12	6	0.21
(1,396)	1:12:A:LEU:HA	1:12:A:LEU:HD13	6	0.21
(1,362)	1:11:A:ARG:HA	1:11:A:ARG:HG2	1	0.21
(1,356)	1:10:A:GLN:HG2	1:12:A:LEU:HD21	3	0.21
(1,356)	1:10:A:GLN:HG2	1:12:A:LEU:HD22	3	0.21
(1,356)	1:10:A:GLN:HG2	1:12:A:LEU:HD23	3	0.21
(1,356)	1:10:A:GLN:HG3	1:12:A:LEU:HD21	3	0.21
(1,356)	1:10:A:GLN:HG3	1:12:A:LEU:HD22	3	0.21
(1,356)	1:10:A:GLN:HG3	1:12:A:LEU:HD23	3	0.21
(1,58)	1:28:A:SER:H	1:27:A:LEU:HD11	3	0.21
(1,58)	1:28:A:SER:H	1:27:A:LEU:HD12	3	0.21
(1,58)	1:28:A:SER:H	1:27:A:LEU:HD13	3	0.21
(1,58)	1:28:A:SER:H	1:27:A:LEU:HD11	8	0.21
(1,58)	1:28:A:SER:H	1:27:A:LEU:HD12	8	0.21
(1,58)	1:28:A:SER:H	1:27:A:LEU:HD13	8	0.21
(1,1791)	2:54:B:ALA:HB1	2:53:B:ASP:HB2	4	0.2
(1,1791)	2:54:B:ALA:HB1	2:53:B:ASP:HB3	4	0.2
(1,1791)	2:54:B:ALA:HB2	2:53:B:ASP:HB2	4	0.2
(1,1791)	2:54:B:ALA:HB2	2:53:B:ASP:HB3	4	0.2
(1,1791)	2:54:B:ALA:HB3	2:53:B:ASP:HB2	4	0.2
(1,1791)	2:54:B:ALA:HB3	2:53:B:ASP:HB3	4	0.2
(1,1675)	2:37:B:ASP:H	2:37:B:ASP:HB3	1	0.2
(1,1607)	2:52:B:ASN:HB3	2:22:B:LEU:HD11	1	0.2
(1,1607)	2:52:B:ASN:HB3	2:22:B:LEU:HD12	1	0.2
(1,1607)	2:52:B:ASN:HB3	2:22:B:LEU:HD13	1	0.2
(1,1470)	2:45:C:LEU:HA	2:45:C:LEU:HD21	5	0.2
(1,1470)	2:45:C:LEU:HA	2:45:C:LEU:HD22	5	0.2
(1,1470)	2:45:C:LEU:HA	2:45:C:LEU:HD23	5	0.2
(1,1426)	2:19:B:LEU:HD21	2:19:B:LEU:HB2	1	0.2

Continued on next page...

Continued from previous page...

Key	Atom-1	Atom-2	Model ID	Violation (Å)
(1,1426)	2:19:B:LEU:HD22	2:19:B:LEU:HB2	1	0.2
(1,1426)	2:19:B:LEU:HD23	2:19:B:LEU:HB2	1	0.2
(1,1424)	2:48:B:ALA:HB1	2:19:B:LEU:HB2	2	0.2
(1,1424)	2:48:B:ALA:HB2	2:19:B:LEU:HB2	2	0.2
(1,1424)	2:48:B:ALA:HB3	2:19:B:LEU:HB2	2	0.2
(1,1374)	2:51:C:LEU:HB3	2:22:C:LEU:HD11	6	0.2
(1,1374)	2:51:C:LEU:HB3	2:22:C:LEU:HD12	6	0.2
(1,1374)	2:51:C:LEU:HB3	2:22:C:LEU:HD13	6	0.2
(1,1216)	2:27:B:LEU:HD11	2:27:B:LEU:H	8	0.2
(1,1216)	2:27:B:LEU:HD12	2:27:B:LEU:H	8	0.2
(1,1216)	2:27:B:LEU:HD13	2:27:B:LEU:H	8	0.2
(1,1193)	2:31:C:ILE:HG21	2:27:B:LEU:HB3	5	0.2
(1,1193)	2:31:C:ILE:HG22	2:27:B:LEU:HB3	5	0.2
(1,1193)	2:31:C:ILE:HG23	2:27:B:LEU:HB3	5	0.2
(1,1128)	2:31:C:ILE:HG21	2:27:B:LEU:HB3	6	0.2
(1,1128)	2:31:C:ILE:HG22	2:27:B:LEU:HB3	6	0.2
(1,1128)	2:31:C:ILE:HG23	2:27:B:LEU:HB3	6	0.2
(1,1105)	2:31:C:ILE:HD11	2:31:C:ILE:HA	1	0.2
(1,1105)	2:31:C:ILE:HD12	2:31:C:ILE:HA	1	0.2
(1,1105)	2:31:C:ILE:HD13	2:31:C:ILE:HA	1	0.2
(1,911)	2:23:B:ASN:H	2:22:B:LEU:HD11	3	0.2
(1,911)	2:23:B:ASN:H	2:22:B:LEU:HD12	3	0.2
(1,911)	2:23:B:ASN:H	2:22:B:LEU:HD13	3	0.2
(1,307)	1:14:A:ASN:HB3	1:14:A:ASN:HD22	1	0.2
(1,66)	1:29:A:SER:HB2	1:30:A:THR:H	1	0.2
(1,1776)	2:47:B:GLU:HG3	2:47:B:GLU:HB2	3	0.19
(1,1776)	2:47:B:GLU:HG3	2:47:B:GLU:HB3	3	0.19
(1,1776)	2:47:B:GLU:HG3	2:47:B:GLU:HB2	4	0.19
(1,1776)	2:47:B:GLU:HG3	2:47:B:GLU:HB3	4	0.19
(1,1713)	2:44:C:LEU:HD11	2:40:C:GLN:HG2	1	0.19
(1,1713)	2:44:C:LEU:HD12	2:40:C:GLN:HG2	1	0.19
(1,1713)	2:44:C:LEU:HD13	2:40:C:GLN:HG2	1	0.19
(1,1692)	2:38:C:PRO:HB2	2:34:C:ILE:HG21	9	0.19
(1,1692)	2:38:C:PRO:HB2	2:34:C:ILE:HG22	9	0.19
(1,1692)	2:38:C:PRO:HB2	2:34:C:ILE:HG23	9	0.19
(1,1692)	2:38:C:PRO:HB2	2:34:C:ILE:HG21	10	0.19
(1,1692)	2:38:C:PRO:HB2	2:34:C:ILE:HG22	10	0.19
(1,1692)	2:38:C:PRO:HB2	2:34:C:ILE:HG23	10	0.19
(1,1661)	2:35:B:HIS:HB2	2:36:B:ASP:HB2	2	0.19
(1,1661)	2:35:B:HIS:HB2	2:36:B:ASP:HB3	2	0.19
(1,1615)	2:23:B:ASN:HB3	2:23:B:ASN:HD22	1	0.19
(1,1615)	2:23:B:ASN:HB3	2:23:B:ASN:HD22	7	0.19

Continued on next page...

Continued from previous page...

Key	Atom-1	Atom-2	Model ID	Violation (Å)
(1,1615)	2:23:B:ASN:HB3	2:23:B:ASN:HD22	10	0.19
(1,1560)	2:48:C:ALA:HB1	2:19:C:LEU:HB2	2	0.19
(1,1560)	2:48:C:ALA:HB1	2:19:C:LEU:HB3	2	0.19
(1,1560)	2:48:C:ALA:HB2	2:19:C:LEU:HB2	2	0.19
(1,1560)	2:48:C:ALA:HB2	2:19:C:LEU:HB3	2	0.19
(1,1560)	2:48:C:ALA:HB3	2:19:C:LEU:HB2	2	0.19
(1,1560)	2:48:C:ALA:HB3	2:19:C:LEU:HB3	2	0.19
(1,1533)	2:51:C:LEU:HA	2:54:C:ALA:HB1	10	0.19
(1,1533)	2:51:C:LEU:HA	2:54:C:ALA:HB2	10	0.19
(1,1533)	2:51:C:LEU:HA	2:54:C:ALA:HB3	10	0.19
(1,1470)	2:45:C:LEU:HA	2:45:C:LEU:HD21	1	0.19
(1,1470)	2:45:C:LEU:HA	2:45:C:LEU:HD22	1	0.19
(1,1470)	2:45:C:LEU:HA	2:45:C:LEU:HD23	1	0.19
(1,1342)	2:22:C:LEU:H	2:22:C:LEU:HD11	7	0.19
(1,1342)	2:22:C:LEU:H	2:22:C:LEU:HD12	7	0.19
(1,1342)	2:22:C:LEU:H	2:22:C:LEU:HD13	7	0.19
(1,1273)	2:27:C:LEU:H	2:27:C:LEU:HB2	2	0.19
(1,1273)	2:27:C:LEU:H	2:27:C:LEU:HB2	5	0.19
(1,1265)	2:31:B:ILE:HG21	2:24:C:PRO:HG2	5	0.19
(1,1265)	2:31:B:ILE:HG22	2:24:C:PRO:HG2	5	0.19
(1,1265)	2:31:B:ILE:HG23	2:24:C:PRO:HG2	5	0.19
(1,1265)	2:31:B:ILE:HG21	2:24:C:PRO:HG2	6	0.19
(1,1265)	2:31:B:ILE:HG22	2:24:C:PRO:HG2	6	0.19
(1,1265)	2:31:B:ILE:HG23	2:24:C:PRO:HG2	6	0.19
(1,1265)	2:31:B:ILE:HG21	2:24:C:PRO:HG2	7	0.19
(1,1265)	2:31:B:ILE:HG22	2:24:C:PRO:HG2	7	0.19
(1,1265)	2:31:B:ILE:HG23	2:24:C:PRO:HG2	7	0.19
(1,1265)	2:31:B:ILE:HG21	2:24:C:PRO:HG2	10	0.19
(1,1265)	2:31:B:ILE:HG22	2:24:C:PRO:HG2	10	0.19
(1,1265)	2:31:B:ILE:HG23	2:24:C:PRO:HG2	10	0.19
(1,1210)	2:27:B:LEU:HD21	2:27:B:LEU:HB3	3	0.19
(1,1210)	2:27:B:LEU:HD22	2:27:B:LEU:HB3	3	0.19
(1,1210)	2:27:B:LEU:HD23	2:27:B:LEU:HB3	3	0.19
(1,1128)	2:31:C:ILE:HG21	2:27:B:LEU:HB3	10	0.19
(1,1128)	2:31:C:ILE:HG22	2:27:B:LEU:HB3	10	0.19
(1,1128)	2:31:C:ILE:HG23	2:27:B:LEU:HB3	10	0.19
(1,1105)	2:31:C:ILE:HD11	2:31:C:ILE:HA	4	0.19
(1,1105)	2:31:C:ILE:HD12	2:31:C:ILE:HA	4	0.19
(1,1105)	2:31:C:ILE:HD13	2:31:C:ILE:HA	4	0.19
(1,962)	2:44:C:LEU:HD11	2:34:C:ILE:HB	3	0.19
(1,962)	2:44:C:LEU:HD12	2:34:C:ILE:HB	3	0.19
(1,962)	2:44:C:LEU:HD13	2:34:C:ILE:HB	3	0.19

Continued on next page...

Continued from previous page...

Key	Atom-1	Atom-2	Model ID	Violation (Å)
(1,888)	2:21:C:ASN:H	2:20:C:PRO:HG3	4	0.19
(1,810)	2:37:B:ASP:H	2:44:B:LEU:HD21	4	0.19
(1,810)	2:37:B:ASP:H	2:44:B:LEU:HD22	4	0.19
(1,810)	2:37:B:ASP:H	2:44:B:LEU:HD23	4	0.19
(1,809)	2:37:C:ASP:H	2:38:C:PRO:HG2	3	0.19
(1,809)	2:37:C:ASP:H	2:38:C:PRO:HG3	3	0.19
(1,272)	1:17:A:VAL:H	1:17:A:VAL:HG21	1	0.19
(1,272)	1:17:A:VAL:H	1:17:A:VAL:HG22	1	0.19
(1,272)	1:17:A:VAL:H	1:17:A:VAL:HG23	1	0.19
(1,272)	1:17:A:VAL:H	1:17:A:VAL:HG21	3	0.19
(1,272)	1:17:A:VAL:H	1:17:A:VAL:HG22	3	0.19
(1,272)	1:17:A:VAL:H	1:17:A:VAL:HG23	3	0.19
(1,272)	1:17:A:VAL:H	1:17:A:VAL:HG21	4	0.19
(1,272)	1:17:A:VAL:H	1:17:A:VAL:HG22	4	0.19
(1,272)	1:17:A:VAL:H	1:17:A:VAL:HG23	4	0.19
(1,272)	1:17:A:VAL:H	1:17:A:VAL:HG21	5	0.19
(1,272)	1:17:A:VAL:H	1:17:A:VAL:HG22	5	0.19
(1,272)	1:17:A:VAL:H	1:17:A:VAL:HG23	5	0.19
(1,272)	1:17:A:VAL:H	1:17:A:VAL:HG21	7	0.19
(1,272)	1:17:A:VAL:H	1:17:A:VAL:HG22	7	0.19
(1,272)	1:17:A:VAL:H	1:17:A:VAL:HG23	7	0.19
(1,272)	1:17:A:VAL:H	1:17:A:VAL:HG21	9	0.19
(1,272)	1:17:A:VAL:H	1:17:A:VAL:HG22	9	0.19
(1,272)	1:17:A:VAL:H	1:17:A:VAL:HG23	9	0.19
(1,49)	1:27:A:LEU:H	1:27:A:LEU:HD11	8	0.19
(1,49)	1:27:A:LEU:H	1:27:A:LEU:HD12	8	0.19
(1,49)	1:27:A:LEU:H	1:27:A:LEU:HD13	8	0.19
(1,13)	1:17:A:VAL:H	1:17:A:VAL:HG21	1	0.19
(1,13)	1:17:A:VAL:H	1:17:A:VAL:HG22	1	0.19
(1,13)	1:17:A:VAL:H	1:17:A:VAL:HG23	1	0.19
(1,13)	1:17:A:VAL:H	1:17:A:VAL:HG21	4	0.19
(1,13)	1:17:A:VAL:H	1:17:A:VAL:HG22	4	0.19
(1,13)	1:17:A:VAL:H	1:17:A:VAL:HG23	4	0.19
(1,13)	1:17:A:VAL:H	1:17:A:VAL:HG21	7	0.19
(1,13)	1:17:A:VAL:H	1:17:A:VAL:HG22	7	0.19
(1,13)	1:17:A:VAL:H	1:17:A:VAL:HG23	7	0.19
(1,13)	1:17:A:VAL:H	1:17:A:VAL:HG21	9	0.19
(1,13)	1:17:A:VAL:H	1:17:A:VAL:HG22	9	0.19
(1,13)	1:17:A:VAL:H	1:17:A:VAL:HG23	9	0.19
(1,1845)	2:52:B:ASN:HB3	2:22:B:LEU:HD11	6	0.18
(1,1845)	2:52:B:ASN:HB3	2:22:B:LEU:HD12	6	0.18
(1,1845)	2:52:B:ASN:HB3	2:22:B:LEU:HD13	6	0.18

Continued on next page...

Continued from previous page...

Key	Atom-1	Atom-2	Model ID	Violation (Å)
(1,1798)	2:26:C:GLN:H	2:26:C:GLN:HG3	3	0.18
(1,1798)	2:26:C:GLN:H	2:26:C:GLN:HG3	5	0.18
(1,1791)	2:54:B:ALA:HB1	2:53:B:ASP:HB2	2	0.18
(1,1791)	2:54:B:ALA:HB1	2:53:B:ASP:HB3	2	0.18
(1,1791)	2:54:B:ALA:HB2	2:53:B:ASP:HB2	2	0.18
(1,1791)	2:54:B:ALA:HB2	2:53:B:ASP:HB3	2	0.18
(1,1791)	2:54:B:ALA:HB3	2:53:B:ASP:HB2	2	0.18
(1,1791)	2:54:B:ALA:HB3	2:53:B:ASP:HB3	2	0.18
(1,1777)	2:47:B:GLU:HG3	2:47:B:GLU:HB2	1	0.18
(1,1777)	2:47:B:GLU:HG3	2:47:B:GLU:HB3	1	0.18
(1,1777)	2:47:B:GLU:HG3	2:47:B:GLU:HB2	2	0.18
(1,1777)	2:47:B:GLU:HG3	2:47:B:GLU:HB3	2	0.18
(1,1777)	2:47:B:GLU:HG3	2:47:B:GLU:HB2	7	0.18
(1,1777)	2:47:B:GLU:HG3	2:47:B:GLU:HB3	7	0.18
(1,1777)	2:47:B:GLU:HG3	2:47:B:GLU:HB2	8	0.18
(1,1777)	2:47:B:GLU:HG3	2:47:B:GLU:HB3	8	0.18
(1,1777)	2:47:B:GLU:HG3	2:47:B:GLU:HB2	9	0.18
(1,1777)	2:47:B:GLU:HG3	2:47:B:GLU:HB3	9	0.18
(1,1692)	2:38:C:PRO:HB2	2:34:C:ILE:HG21	6	0.18
(1,1692)	2:38:C:PRO:HB2	2:34:C:ILE:HG22	6	0.18
(1,1692)	2:38:C:PRO:HB2	2:34:C:ILE:HG23	6	0.18
(1,1675)	2:37:B:ASP:H	2:37:B:ASP:HB3	4	0.18
(1,1615)	2:23:B:ASN:HB3	2:23:B:ASN:HD22	2	0.18
(1,1613)	2:23:B:ASN:HB2	2:23:B:ASN:HD22	6	0.18
(1,1424)	2:48:B:ALA:HB1	2:19:B:LEU:HB2	4	0.18
(1,1424)	2:48:B:ALA:HB2	2:19:B:LEU:HB2	4	0.18
(1,1424)	2:48:B:ALA:HB3	2:19:B:LEU:HB2	4	0.18
(1,1419)	2:25:C:ASP:H	2:24:C:PRO:HB3	5	0.18
(1,1300)	2:39:B:SER:H	2:38:B:PRO:HB3	5	0.18
(1,1273)	2:27:C:LEU:H	2:27:C:LEU:HB2	3	0.18
(1,1265)	2:31:B:ILE:HG21	2:24:C:PRO:HG2	1	0.18
(1,1265)	2:31:B:ILE:HG22	2:24:C:PRO:HG2	1	0.18
(1,1265)	2:31:B:ILE:HG23	2:24:C:PRO:HG2	1	0.18
(1,1265)	2:31:B:ILE:HG21	2:24:C:PRO:HG2	9	0.18
(1,1265)	2:31:B:ILE:HG22	2:24:C:PRO:HG2	9	0.18
(1,1265)	2:31:B:ILE:HG23	2:24:C:PRO:HG2	9	0.18
(1,1216)	2:27:B:LEU:HD11	2:27:B:LEU:H	7	0.18
(1,1216)	2:27:B:LEU:HD12	2:27:B:LEU:H	7	0.18
(1,1216)	2:27:B:LEU:HD13	2:27:B:LEU:H	7	0.18
(1,1210)	2:27:B:LEU:HD21	2:27:B:LEU:HB3	8	0.18
(1,1210)	2:27:B:LEU:HD22	2:27:B:LEU:HB3	8	0.18
(1,1210)	2:27:B:LEU:HD23	2:27:B:LEU:HB3	8	0.18

Continued on next page...

Continued from previous page...

Key	Atom-1	Atom-2	Model ID	Violation (Å)
(1,1193)	2:31:C:ILE:HG21	2:27:B:LEU:HB3	9	0.18
(1,1193)	2:31:C:ILE:HG22	2:27:B:LEU:HB3	9	0.18
(1,1193)	2:31:C:ILE:HG23	2:27:B:LEU:HB3	9	0.18
(1,1105)	2:31:C:ILE:HD11	2:31:C:ILE:HA	5	0.18
(1,1105)	2:31:C:ILE:HD12	2:31:C:ILE:HA	5	0.18
(1,1105)	2:31:C:ILE:HD13	2:31:C:ILE:HA	5	0.18
(1,1105)	2:31:C:ILE:HD11	2:31:C:ILE:HA	6	0.18
(1,1105)	2:31:C:ILE:HD12	2:31:C:ILE:HA	6	0.18
(1,1105)	2:31:C:ILE:HD13	2:31:C:ILE:HA	6	0.18
(1,1105)	2:31:C:ILE:HD11	2:31:C:ILE:HA	10	0.18
(1,1105)	2:31:C:ILE:HD12	2:31:C:ILE:HA	10	0.18
(1,1105)	2:31:C:ILE:HD13	2:31:C:ILE:HA	10	0.18
(1,891)	2:21:C:ASN:H	2:22:C:LEU:HD11	10	0.18
(1,891)	2:21:C:ASN:H	2:22:C:LEU:HD12	10	0.18
(1,891)	2:21:C:ASN:H	2:22:C:LEU:HD13	10	0.18
(1,810)	2:37:B:ASP:H	2:44:B:LEU:HD21	8	0.18
(1,810)	2:37:B:ASP:H	2:44:B:LEU:HD22	8	0.18
(1,810)	2:37:B:ASP:H	2:44:B:LEU:HD23	8	0.18
(1,809)	2:37:C:ASP:H	2:38:C:PRO:HG2	5	0.18
(1,809)	2:37:C:ASP:H	2:38:C:PRO:HG3	5	0.18
(1,272)	1:17:A:VAL:H	1:17:A:VAL:HG21	2	0.18
(1,272)	1:17:A:VAL:H	1:17:A:VAL:HG22	2	0.18
(1,272)	1:17:A:VAL:H	1:17:A:VAL:HG23	2	0.18
(1,272)	1:17:A:VAL:H	1:17:A:VAL:HG21	8	0.18
(1,272)	1:17:A:VAL:H	1:17:A:VAL:HG22	8	0.18
(1,272)	1:17:A:VAL:H	1:17:A:VAL:HG23	8	0.18
(1,272)	1:17:A:VAL:H	1:17:A:VAL:HG21	10	0.18
(1,272)	1:17:A:VAL:H	1:17:A:VAL:HG22	10	0.18
(1,272)	1:17:A:VAL:H	1:17:A:VAL:HG23	10	0.18
(1,217)	1:26:A:ILE:HA	1:26:A:ILE:HD11	1	0.18
(1,217)	1:26:A:ILE:HA	1:26:A:ILE:HD12	1	0.18
(1,217)	1:26:A:ILE:HA	1:26:A:ILE:HD13	1	0.18
(1,49)	1:27:A:LEU:H	1:27:A:LEU:HD11	5	0.18
(1,49)	1:27:A:LEU:H	1:27:A:LEU:HD12	5	0.18
(1,49)	1:27:A:LEU:H	1:27:A:LEU:HD13	5	0.18
(1,13)	1:17:A:VAL:H	1:17:A:VAL:HG21	2	0.18
(1,13)	1:17:A:VAL:H	1:17:A:VAL:HG22	2	0.18
(1,13)	1:17:A:VAL:H	1:17:A:VAL:HG23	2	0.18
(1,13)	1:17:A:VAL:H	1:17:A:VAL:HG21	3	0.18
(1,13)	1:17:A:VAL:H	1:17:A:VAL:HG22	3	0.18
(1,13)	1:17:A:VAL:H	1:17:A:VAL:HG23	3	0.18
(1,13)	1:17:A:VAL:H	1:17:A:VAL:HG21	5	0.18

Continued on next page...

Continued from previous page...

Key	Atom-1	Atom-2	Model ID	Violation (Å)
(1,13)	1:17:A:VAL:H	1:17:A:VAL:HG22	5	0.18
(1,13)	1:17:A:VAL:H	1:17:A:VAL:HG23	5	0.18
(1,13)	1:17:A:VAL:H	1:17:A:VAL:HG21	8	0.18
(1,13)	1:17:A:VAL:H	1:17:A:VAL:HG22	8	0.18
(1,13)	1:17:A:VAL:H	1:17:A:VAL:HG23	8	0.18
(1,13)	1:17:A:VAL:H	1:17:A:VAL:HG21	10	0.18
(1,13)	1:17:A:VAL:H	1:17:A:VAL:HG22	10	0.18
(1,13)	1:17:A:VAL:H	1:17:A:VAL:HG23	10	0.18
(1,1845)	2:52:B:ASN:HB3	2:22:B:LEU:HD11	2	0.17
(1,1845)	2:52:B:ASN:HB3	2:22:B:LEU:HD12	2	0.17
(1,1845)	2:52:B:ASN:HB3	2:22:B:LEU:HD13	2	0.17
(1,1795)	2:26:B:GLN:H	2:26:B:GLN:HG2	8	0.17
(1,1791)	2:54:B:ALA:HB1	2:53:B:ASP:HB2	5	0.17
(1,1791)	2:54:B:ALA:HB1	2:53:B:ASP:HB3	5	0.17
(1,1791)	2:54:B:ALA:HB2	2:53:B:ASP:HB2	5	0.17
(1,1791)	2:54:B:ALA:HB2	2:53:B:ASP:HB3	5	0.17
(1,1791)	2:54:B:ALA:HB3	2:53:B:ASP:HB2	5	0.17
(1,1791)	2:54:B:ALA:HB3	2:53:B:ASP:HB3	5	0.17
(1,1776)	2:47:B:GLU:HG3	2:47:B:GLU:HB2	5	0.17
(1,1776)	2:47:B:GLU:HG3	2:47:B:GLU:HB3	5	0.17
(1,1776)	2:47:B:GLU:HG3	2:47:B:GLU:HB2	6	0.17
(1,1776)	2:47:B:GLU:HG3	2:47:B:GLU:HB3	6	0.17
(1,1658)	2:35:B:HIS:HB2	2:36:B:ASP:H	5	0.17
(1,1564)	2:19:C:LEU:HD21	2:49:C:LYS:HG2	8	0.17
(1,1564)	2:19:C:LEU:HD21	2:49:C:LYS:HG3	8	0.17
(1,1564)	2:19:C:LEU:HD22	2:49:C:LYS:HG2	8	0.17
(1,1564)	2:19:C:LEU:HD22	2:49:C:LYS:HG3	8	0.17
(1,1564)	2:19:C:LEU:HD23	2:49:C:LYS:HG2	8	0.17
(1,1564)	2:19:C:LEU:HD23	2:49:C:LYS:HG3	8	0.17
(1,1560)	2:48:C:ALA:HB1	2:19:C:LEU:HB2	1	0.17
(1,1560)	2:48:C:ALA:HB1	2:19:C:LEU:HB3	1	0.17
(1,1560)	2:48:C:ALA:HB2	2:19:C:LEU:HB2	1	0.17
(1,1560)	2:48:C:ALA:HB2	2:19:C:LEU:HB3	1	0.17
(1,1560)	2:48:C:ALA:HB3	2:19:C:LEU:HB2	1	0.17
(1,1560)	2:48:C:ALA:HB3	2:19:C:LEU:HB3	1	0.17
(1,1560)	2:48:C:ALA:HB1	2:19:C:LEU:HB2	8	0.17
(1,1560)	2:48:C:ALA:HB1	2:19:C:LEU:HB3	8	0.17
(1,1560)	2:48:C:ALA:HB2	2:19:C:LEU:HB2	8	0.17
(1,1560)	2:48:C:ALA:HB2	2:19:C:LEU:HB3	8	0.17
(1,1560)	2:48:C:ALA:HB3	2:19:C:LEU:HB2	8	0.17
(1,1560)	2:48:C:ALA:HB3	2:19:C:LEU:HB3	8	0.17
(1,1554)	2:18:B:TYR:HE1	2:16:B:ILE:HG21	5	0.17

Continued on next page...

Continued from previous page...

Key	Atom-1	Atom-2	Model ID	Violation (Å)
(1,1554)	2:18:B:TYR:HE1	2:16:B:ILE:HG22	5	0.17
(1,1554)	2:18:B:TYR:HE1	2:16:B:ILE:HG23	5	0.17
(1,1554)	2:18:B:TYR:HE2	2:16:B:ILE:HG21	5	0.17
(1,1554)	2:18:B:TYR:HE2	2:16:B:ILE:HG22	5	0.17
(1,1554)	2:18:B:TYR:HE2	2:16:B:ILE:HG23	5	0.17
(1,1426)	2:19:B:LEU:HD21	2:19:B:LEU:HB2	8	0.17
(1,1426)	2:19:B:LEU:HD22	2:19:B:LEU:HB2	8	0.17
(1,1426)	2:19:B:LEU:HD23	2:19:B:LEU:HB2	8	0.17
(1,1419)	2:25:C:ASP:H	2:24:C:PRO:HB3	6	0.17
(1,1419)	2:25:C:ASP:H	2:24:C:PRO:HB3	8	0.17
(1,1419)	2:25:C:ASP:H	2:24:C:PRO:HB3	9	0.17
(1,1300)	2:39:B:SER:H	2:38:B:PRO:HB3	2	0.17
(1,1273)	2:27:C:LEU:H	2:27:C:LEU:HB2	1	0.17
(1,1273)	2:27:C:LEU:H	2:27:C:LEU:HB2	7	0.17
(1,1242)	2:44:B:LEU:HD21	2:44:B:LEU:HB3	9	0.17
(1,1242)	2:44:B:LEU:HD22	2:44:B:LEU:HB3	9	0.17
(1,1242)	2:44:B:LEU:HD23	2:44:B:LEU:HB3	9	0.17
(1,1128)	2:31:C:ILE:HG21	2:27:B:LEU:HB3	7	0.17
(1,1128)	2:31:C:ILE:HG22	2:27:B:LEU:HB3	7	0.17
(1,1128)	2:31:C:ILE:HG23	2:27:B:LEU:HB3	7	0.17
(1,1105)	2:31:C:ILE:HD11	2:31:C:ILE:HA	3	0.17
(1,1105)	2:31:C:ILE:HD12	2:31:C:ILE:HA	3	0.17
(1,1105)	2:31:C:ILE:HD13	2:31:C:ILE:HA	3	0.17
(1,1105)	2:31:C:ILE:HD11	2:31:C:ILE:HA	7	0.17
(1,1105)	2:31:C:ILE:HD12	2:31:C:ILE:HA	7	0.17
(1,1105)	2:31:C:ILE:HD13	2:31:C:ILE:HA	7	0.17
(1,911)	2:23:B:ASN:H	2:22:B:LEU:HD11	5	0.17
(1,911)	2:23:B:ASN:H	2:22:B:LEU:HD12	5	0.17
(1,911)	2:23:B:ASN:H	2:22:B:LEU:HD13	5	0.17
(1,891)	2:21:C:ASN:H	2:22:C:LEU:HD11	6	0.17
(1,891)	2:21:C:ASN:H	2:22:C:LEU:HD12	6	0.17
(1,891)	2:21:C:ASN:H	2:22:C:LEU:HD13	6	0.17
(1,888)	2:21:C:ASN:H	2:20:C:PRO:HG3	5	0.17
(1,810)	2:37:B:ASP:H	2:44:B:LEU:HD21	10	0.17
(1,810)	2:37:B:ASP:H	2:44:B:LEU:HD22	10	0.17
(1,810)	2:37:B:ASP:H	2:44:B:LEU:HD23	10	0.17
(1,809)	2:37:C:ASP:H	2:38:C:PRO:HG2	4	0.17
(1,809)	2:37:C:ASP:H	2:38:C:PRO:HG3	4	0.17
(1,809)	2:37:C:ASP:H	2:38:C:PRO:HG2	8	0.17
(1,809)	2:37:C:ASP:H	2:38:C:PRO:HG3	8	0.17
(1,797)	2:37:B:ASP:H	2:38:B:PRO:HD2	4	0.17
(1,272)	1:17:A:VAL:H	1:17:A:VAL:HG21	6	0.17

Continued on next page...

Continued from previous page...

Key	Atom-1	Atom-2	Model ID	Violation (Å)
(1,272)	1:17:A:VAL:H	1:17:A:VAL:HG22	6	0.17
(1,272)	1:17:A:VAL:H	1:17:A:VAL:HG23	6	0.17
(1,252)	1:27:A:LEU:HD21	2:42:C:ALA:H	5	0.17
(1,252)	1:27:A:LEU:HD22	2:42:C:ALA:H	5	0.17
(1,252)	1:27:A:LEU:HD23	2:42:C:ALA:H	5	0.17
(1,164)	2:17:C:VAL:H	1:25:A:ALA:HA	6	0.17
(1,13)	1:17:A:VAL:H	1:17:A:VAL:HG21	6	0.17
(1,13)	1:17:A:VAL:H	1:17:A:VAL:HG22	6	0.17
(1,13)	1:17:A:VAL:H	1:17:A:VAL:HG23	6	0.17
(1,1790)	2:56:C:ALA:HB1	2:53:C:ASP:HB2	1	0.16
(1,1790)	2:56:C:ALA:HB1	2:53:C:ASP:HB3	1	0.16
(1,1790)	2:56:C:ALA:HB2	2:53:C:ASP:HB2	1	0.16
(1,1790)	2:56:C:ALA:HB2	2:53:C:ASP:HB3	1	0.16
(1,1790)	2:56:C:ALA:HB3	2:53:C:ASP:HB2	1	0.16
(1,1790)	2:56:C:ALA:HB3	2:53:C:ASP:HB3	1	0.16
(1,1776)	2:47:B:GLU:HG3	2:47:B:GLU:HB2	10	0.16
(1,1776)	2:47:B:GLU:HG3	2:47:B:GLU:HB3	10	0.16
(1,1675)	2:37:B:ASP:H	2:37:B:ASP:HB3	10	0.16
(1,1560)	2:48:C:ALA:HB1	2:19:C:LEU:HB2	4	0.16
(1,1560)	2:48:C:ALA:HB1	2:19:C:LEU:HB3	4	0.16
(1,1560)	2:48:C:ALA:HB2	2:19:C:LEU:HB2	4	0.16
(1,1560)	2:48:C:ALA:HB2	2:19:C:LEU:HB3	4	0.16
(1,1560)	2:48:C:ALA:HB3	2:19:C:LEU:HB2	4	0.16
(1,1560)	2:48:C:ALA:HB3	2:19:C:LEU:HB3	4	0.16
(1,1551)	2:17:B:VAL:HG21	2:15:B:GLU:HG3	7	0.16
(1,1551)	2:17:B:VAL:HG22	2:15:B:GLU:HG3	7	0.16
(1,1551)	2:17:B:VAL:HG23	2:15:B:GLU:HG3	7	0.16
(1,1525)	2:55:B:GLN:H	2:54:B:ALA:HA	5	0.16
(1,1439)	2:19:B:LEU:HD21	2:48:B:ALA:HB1	1	0.16
(1,1439)	2:19:B:LEU:HD21	2:48:B:ALA:HB2	1	0.16
(1,1439)	2:19:B:LEU:HD21	2:48:B:ALA:HB3	1	0.16
(1,1439)	2:19:B:LEU:HD22	2:48:B:ALA:HB1	1	0.16
(1,1439)	2:19:B:LEU:HD22	2:48:B:ALA:HB2	1	0.16
(1,1439)	2:19:B:LEU:HD22	2:48:B:ALA:HB3	1	0.16
(1,1439)	2:19:B:LEU:HD23	2:48:B:ALA:HB1	1	0.16
(1,1439)	2:19:B:LEU:HD23	2:48:B:ALA:HB2	1	0.16
(1,1439)	2:19:B:LEU:HD23	2:48:B:ALA:HB3	1	0.16
(1,1419)	2:25:C:ASP:H	2:24:C:PRO:HB3	1	0.16
(1,1419)	2:25:C:ASP:H	2:24:C:PRO:HB3	3	0.16
(1,1419)	2:25:C:ASP:H	2:24:C:PRO:HB3	10	0.16
(1,1273)	2:27:C:LEU:H	2:27:C:LEU:HB2	4	0.16
(1,1242)	2:44:B:LEU:HD21	2:44:B:LEU:HB3	1	0.16

Continued on next page...

Continued from previous page...

Key	Atom-1	Atom-2	Model ID	Violation (Å)
(1,1242)	2:44:B:LEU:HD22	2:44:B:LEU:HB3	1	0.16
(1,1242)	2:44:B:LEU:HD23	2:44:B:LEU:HB3	1	0.16
(1,1242)	2:44:B:LEU:HD21	2:44:B:LEU:HB3	7	0.16
(1,1242)	2:44:B:LEU:HD22	2:44:B:LEU:HB3	7	0.16
(1,1242)	2:44:B:LEU:HD23	2:44:B:LEU:HB3	7	0.16
(1,1210)	2:27:B:LEU:HD21	2:27:B:LEU:HB3	6	0.16
(1,1210)	2:27:B:LEU:HD22	2:27:B:LEU:HB3	6	0.16
(1,1210)	2:27:B:LEU:HD23	2:27:B:LEU:HB3	6	0.16
(1,1105)	2:31:C:ILE:HD11	2:31:C:ILE:HA	2	0.16
(1,1105)	2:31:C:ILE:HD12	2:31:C:ILE:HA	2	0.16
(1,1105)	2:31:C:ILE:HD13	2:31:C:ILE:HA	2	0.16
(1,501)	2:25:B:ASP:H	2:24:B:PRO:HD3	3	0.16
(1,372)	1:11:A:ARG:HG2	1:12:A:LEU:H	7	0.16
(1,217)	1:26:A:ILE:HA	1:26:A:ILE:HD11	6	0.16
(1,217)	1:26:A:ILE:HA	1:26:A:ILE:HD12	6	0.16
(1,217)	1:26:A:ILE:HA	1:26:A:ILE:HD13	6	0.16
(1,164)	2:17:C:VAL:H	1:25:A:ALA:HA	5	0.16
(1,164)	2:17:C:VAL:H	1:25:A:ALA:HA	9	0.16
(1,49)	1:27:A:LEU:H	1:27:A:LEU:HD11	9	0.16
(1,49)	1:27:A:LEU:H	1:27:A:LEU:HD12	9	0.16
(1,49)	1:27:A:LEU:H	1:27:A:LEU:HD13	9	0.16
(1,1791)	2:54:B:ALA:HB1	2:53:B:ASP:HB2	10	0.15
(1,1791)	2:54:B:ALA:HB1	2:53:B:ASP:HB3	10	0.15
(1,1791)	2:54:B:ALA:HB2	2:53:B:ASP:HB2	10	0.15
(1,1791)	2:54:B:ALA:HB2	2:53:B:ASP:HB3	10	0.15
(1,1791)	2:54:B:ALA:HB3	2:53:B:ASP:HB2	10	0.15
(1,1791)	2:54:B:ALA:HB3	2:53:B:ASP:HB3	10	0.15
(1,1775)	2:47:C:GLU:HG3	2:47:C:GLU:HB2	1	0.15
(1,1775)	2:47:C:GLU:HG3	2:47:C:GLU:HB3	1	0.15
(1,1775)	2:47:C:GLU:HG3	2:47:C:GLU:HB2	3	0.15
(1,1775)	2:47:C:GLU:HG3	2:47:C:GLU:HB3	3	0.15
(1,1775)	2:47:C:GLU:HG3	2:47:C:GLU:HB2	8	0.15
(1,1775)	2:47:C:GLU:HG3	2:47:C:GLU:HB3	8	0.15
(1,1775)	2:47:C:GLU:HG3	2:47:C:GLU:HB2	10	0.15
(1,1775)	2:47:C:GLU:HG3	2:47:C:GLU:HB3	10	0.15
(1,1717)	2:41:C:SER:HA	2:44:C:LEU:HD11	4	0.15
(1,1717)	2:41:C:SER:HA	2:44:C:LEU:HD12	4	0.15
(1,1717)	2:41:C:SER:HA	2:44:C:LEU:HD13	4	0.15
(1,1717)	2:41:C:SER:HA	2:44:C:LEU:HD11	9	0.15
(1,1717)	2:41:C:SER:HA	2:44:C:LEU:HD12	9	0.15
(1,1717)	2:41:C:SER:HA	2:44:C:LEU:HD13	9	0.15
(1,1658)	2:35:B:HIS:HB2	2:36:B:ASP:H	2	0.15

Continued on next page...

Continued from previous page...

Key	Atom-1	Atom-2	Model ID	Violation (Å)
(1,1619)	2:23:C:ASN:HB2	2:24:C:PRO:HD2	4	0.15
(1,1618)	2:23:C:ASN:HB3	2:24:C:PRO:HD2	8	0.15
(1,1560)	2:48:C:ALA:HB1	2:19:C:LEU:HB2	3	0.15
(1,1560)	2:48:C:ALA:HB1	2:19:C:LEU:HB3	3	0.15
(1,1560)	2:48:C:ALA:HB2	2:19:C:LEU:HB2	3	0.15
(1,1560)	2:48:C:ALA:HB2	2:19:C:LEU:HB3	3	0.15
(1,1560)	2:48:C:ALA:HB3	2:19:C:LEU:HB2	3	0.15
(1,1560)	2:48:C:ALA:HB3	2:19:C:LEU:HB3	3	0.15
(1,1439)	2:19:B:LEU:HD21	2:48:B:ALA:HB1	6	0.15
(1,1439)	2:19:B:LEU:HD21	2:48:B:ALA:HB2	6	0.15
(1,1439)	2:19:B:LEU:HD21	2:48:B:ALA:HB3	6	0.15
(1,1439)	2:19:B:LEU:HD22	2:48:B:ALA:HB1	6	0.15
(1,1439)	2:19:B:LEU:HD22	2:48:B:ALA:HB2	6	0.15
(1,1439)	2:19:B:LEU:HD22	2:48:B:ALA:HB3	6	0.15
(1,1439)	2:19:B:LEU:HD23	2:48:B:ALA:HB1	6	0.15
(1,1439)	2:19:B:LEU:HD23	2:48:B:ALA:HB2	6	0.15
(1,1439)	2:19:B:LEU:HD23	2:48:B:ALA:HB3	6	0.15
(1,1426)	2:19:B:LEU:HD21	2:19:B:LEU:HB2	10	0.15
(1,1426)	2:19:B:LEU:HD22	2:19:B:LEU:HB2	10	0.15
(1,1426)	2:19:B:LEU:HD23	2:19:B:LEU:HB2	10	0.15
(1,1419)	2:25:C:ASP:H	2:24:C:PRO:HB3	7	0.15
(1,1273)	2:27:C:LEU:H	2:27:C:LEU:HB2	6	0.15
(1,1273)	2:27:C:LEU:H	2:27:C:LEU:HB2	10	0.15
(1,1242)	2:44:C:LEU:HD11	2:44:C:LEU:HB3	4	0.15
(1,1242)	2:44:C:LEU:HD12	2:44:C:LEU:HB3	4	0.15
(1,1242)	2:44:C:LEU:HD13	2:44:C:LEU:HB3	4	0.15
(1,1242)	2:44:C:LEU:HD11	2:44:C:LEU:HB3	6	0.15
(1,1242)	2:44:C:LEU:HD12	2:44:C:LEU:HB3	6	0.15
(1,1242)	2:44:C:LEU:HD13	2:44:C:LEU:HB3	6	0.15
(1,1242)	2:44:C:LEU:HD11	2:44:C:LEU:HB3	8	0.15
(1,1242)	2:44:C:LEU:HD12	2:44:C:LEU:HB3	8	0.15
(1,1242)	2:44:C:LEU:HD13	2:44:C:LEU:HB3	8	0.15
(1,1216)	2:27:B:LEU:HD11	2:27:B:LEU:H	2	0.15
(1,1216)	2:27:B:LEU:HD12	2:27:B:LEU:H	2	0.15
(1,1216)	2:27:B:LEU:HD13	2:27:B:LEU:H	2	0.15
(1,1210)	2:27:B:LEU:HD21	2:27:B:LEU:HB3	1	0.15
(1,1210)	2:27:B:LEU:HD22	2:27:B:LEU:HB3	1	0.15
(1,1210)	2:27:B:LEU:HD23	2:27:B:LEU:HB3	1	0.15
(1,1193)	2:31:C:ILE:HG21	2:27:B:LEU:HB3	4	0.15
(1,1193)	2:31:C:ILE:HG22	2:27:B:LEU:HB3	4	0.15
(1,1193)	2:31:C:ILE:HG23	2:27:B:LEU:HB3	4	0.15
(1,1145)	2:17:B:VAL:HG21	2:15:B:GLU:HB2	8	0.15

Continued on next page...

Continued from previous page...

Key	Atom-1	Atom-2	Model ID	Violation (Å)
(1,1145)	2:17:B:VAL:HG22	2:15:B:GLU:HB2	8	0.15
(1,1145)	2:17:B:VAL:HG23	2:15:B:GLU:HB2	8	0.15
(1,289)	1:17:A:VAL:H	1:16:A:LEU:HD21	1	0.15
(1,289)	1:17:A:VAL:H	1:16:A:LEU:HD22	1	0.15
(1,289)	1:17:A:VAL:H	1:16:A:LEU:HD23	1	0.15
(1,289)	1:17:A:VAL:H	1:16:A:LEU:HD21	4	0.15
(1,289)	1:17:A:VAL:H	1:16:A:LEU:HD22	4	0.15
(1,289)	1:17:A:VAL:H	1:16:A:LEU:HD23	4	0.15
(1,289)	1:17:A:VAL:H	1:16:A:LEU:HD21	5	0.15
(1,289)	1:17:A:VAL:H	1:16:A:LEU:HD22	5	0.15
(1,289)	1:17:A:VAL:H	1:16:A:LEU:HD23	5	0.15
(1,274)	1:17:A:VAL:HB	2:17:B:VAL:HB	6	0.15
(1,252)	1:27:A:LEU:HD21	2:42:C:ALA:H	7	0.15
(1,252)	1:27:A:LEU:HD22	2:42:C:ALA:H	7	0.15
(1,252)	1:27:A:LEU:HD23	2:42:C:ALA:H	7	0.15
(1,164)	2:17:C:VAL:H	1:25:A:ALA:HA	7	0.15
(1,164)	2:17:C:VAL:H	1:25:A:ALA:HA	8	0.15
(1,93)	1:11:A:ARG:H	1:11:A:ARG:HG2	7	0.15
(1,49)	1:27:A:LEU:H	1:27:A:LEU:HD11	2	0.15
(1,49)	1:27:A:LEU:H	1:27:A:LEU:HD12	2	0.15
(1,49)	1:27:A:LEU:H	1:27:A:LEU:HD13	2	0.15
(1,49)	1:27:A:LEU:H	1:27:A:LEU:HD11	3	0.15
(1,49)	1:27:A:LEU:H	1:27:A:LEU:HD12	3	0.15
(1,49)	1:27:A:LEU:H	1:27:A:LEU:HD13	3	0.15
(1,49)	1:27:A:LEU:H	1:27:A:LEU:HD11	6	0.15
(1,49)	1:27:A:LEU:H	1:27:A:LEU:HD12	6	0.15
(1,49)	1:27:A:LEU:H	1:27:A:LEU:HD13	6	0.15
(1,1878)	2:52:C:ASN:HB3	2:22:C:LEU:HD21	8	0.14
(1,1878)	2:52:C:ASN:HB3	2:22:C:LEU:HD22	8	0.14
(1,1878)	2:52:C:ASN:HB3	2:22:C:LEU:HD23	8	0.14
(1,1791)	2:54:B:ALA:HB1	2:53:B:ASP:HB2	7	0.14
(1,1791)	2:54:B:ALA:HB1	2:53:B:ASP:HB3	7	0.14
(1,1791)	2:54:B:ALA:HB2	2:53:B:ASP:HB2	7	0.14
(1,1791)	2:54:B:ALA:HB2	2:53:B:ASP:HB3	7	0.14
(1,1791)	2:54:B:ALA:HB3	2:53:B:ASP:HB2	7	0.14
(1,1791)	2:54:B:ALA:HB3	2:53:B:ASP:HB3	7	0.14
(1,1790)	2:56:C:ALA:HB1	2:53:C:ASP:HB2	8	0.14
(1,1790)	2:56:C:ALA:HB1	2:53:C:ASP:HB3	8	0.14
(1,1790)	2:56:C:ALA:HB2	2:53:C:ASP:HB2	8	0.14
(1,1790)	2:56:C:ALA:HB2	2:53:C:ASP:HB3	8	0.14
(1,1790)	2:56:C:ALA:HB3	2:53:C:ASP:HB2	8	0.14
(1,1790)	2:56:C:ALA:HB3	2:53:C:ASP:HB3	8	0.14

Continued on next page...

Continued from previous page...

Key	Atom-1	Atom-2	Model ID	Violation (Å)
(1,1780)	2:51:B:LEU:HD11	2:47:B:GLU:HG2	1	0.14
(1,1780)	2:51:B:LEU:HD11	2:47:B:GLU:HG3	1	0.14
(1,1780)	2:51:B:LEU:HD12	2:47:B:GLU:HG2	1	0.14
(1,1780)	2:51:B:LEU:HD12	2:47:B:GLU:HG3	1	0.14
(1,1780)	2:51:B:LEU:HD13	2:47:B:GLU:HG2	1	0.14
(1,1780)	2:51:B:LEU:HD13	2:47:B:GLU:HG3	1	0.14
(1,1780)	2:51:B:LEU:HD11	2:47:B:GLU:HG2	2	0.14
(1,1780)	2:51:B:LEU:HD11	2:47:B:GLU:HG3	2	0.14
(1,1780)	2:51:B:LEU:HD12	2:47:B:GLU:HG2	2	0.14
(1,1780)	2:51:B:LEU:HD12	2:47:B:GLU:HG3	2	0.14
(1,1780)	2:51:B:LEU:HD13	2:47:B:GLU:HG2	2	0.14
(1,1780)	2:51:B:LEU:HD13	2:47:B:GLU:HG3	2	0.14
(1,1780)	2:51:B:LEU:HD11	2:47:B:GLU:HG2	7	0.14
(1,1780)	2:51:B:LEU:HD11	2:47:B:GLU:HG3	7	0.14
(1,1780)	2:51:B:LEU:HD12	2:47:B:GLU:HG2	7	0.14
(1,1780)	2:51:B:LEU:HD12	2:47:B:GLU:HG3	7	0.14
(1,1780)	2:51:B:LEU:HD13	2:47:B:GLU:HG2	7	0.14
(1,1780)	2:51:B:LEU:HD13	2:47:B:GLU:HG3	7	0.14
(1,1775)	2:47:C:GLU:HG3	2:47:C:GLU:HB2	5	0.14
(1,1775)	2:47:C:GLU:HG3	2:47:C:GLU:HB3	5	0.14
(1,1772)	2:48:B:ALA:H	2:47:B:GLU:HG2	10	0.14
(1,1772)	2:48:B:ALA:H	2:47:B:GLU:HG3	10	0.14
(1,1710)	2:40:C:GLN:H	2:40:C:GLN:HG3	9	0.14
(1,1675)	2:37:B:ASP:H	2:37:B:ASP:HB3	6	0.14
(1,1560)	2:48:C:ALA:HB1	2:19:C:LEU:HB2	9	0.14
(1,1560)	2:48:C:ALA:HB1	2:19:C:LEU:HB3	9	0.14
(1,1560)	2:48:C:ALA:HB2	2:19:C:LEU:HB2	9	0.14
(1,1560)	2:48:C:ALA:HB2	2:19:C:LEU:HB3	9	0.14
(1,1560)	2:48:C:ALA:HB3	2:19:C:LEU:HB2	9	0.14
(1,1560)	2:48:C:ALA:HB3	2:19:C:LEU:HB3	9	0.14
(1,1537)	1:15:A:PHE:HD1	2:27:B:LEU:HD21	4	0.14
(1,1537)	1:15:A:PHE:HD1	2:27:B:LEU:HD22	4	0.14
(1,1537)	1:15:A:PHE:HD1	2:27:B:LEU:HD23	4	0.14
(1,1537)	1:15:A:PHE:HD2	2:27:B:LEU:HD21	4	0.14
(1,1537)	1:15:A:PHE:HD2	2:27:B:LEU:HD22	4	0.14
(1,1537)	1:15:A:PHE:HD2	2:27:B:LEU:HD23	4	0.14
(1,1273)	2:27:C:LEU:H	2:27:C:LEU:HB2	8	0.14
(1,1273)	2:27:C:LEU:H	2:27:C:LEU:HB2	9	0.14
(1,1210)	2:27:B:LEU:HD21	2:27:B:LEU:HB3	7	0.14
(1,1210)	2:27:B:LEU:HD22	2:27:B:LEU:HB3	7	0.14
(1,1210)	2:27:B:LEU:HD23	2:27:B:LEU:HB3	7	0.14
(1,991)	2:16:C:ILE:HG21	1:26:A:ILE:HG21	5	0.14

Continued on next page...

Continued from previous page...

Key	Atom-1	Atom-2	Model ID	Violation (Å)
(1,991)	2:16:C:ILE:HG21	1:26:A:ILE:HG22	5	0.14
(1,991)	2:16:C:ILE:HG21	1:26:A:ILE:HG23	5	0.14
(1,991)	2:16:C:ILE:HG22	1:26:A:ILE:HG21	5	0.14
(1,991)	2:16:C:ILE:HG22	1:26:A:ILE:HG22	5	0.14
(1,991)	2:16:C:ILE:HG22	1:26:A:ILE:HG23	5	0.14
(1,991)	2:16:C:ILE:HG23	1:26:A:ILE:HG21	5	0.14
(1,991)	2:16:C:ILE:HG23	1:26:A:ILE:HG22	5	0.14
(1,991)	2:16:C:ILE:HG23	1:26:A:ILE:HG23	5	0.14
(1,911)	2:23:B:ASN:H	2:22:B:LEU:HD11	10	0.14
(1,911)	2:23:B:ASN:H	2:22:B:LEU:HD12	10	0.14
(1,911)	2:23:B:ASN:H	2:22:B:LEU:HD13	10	0.14
(1,891)	2:21:C:ASN:H	2:22:C:LEU:HD11	4	0.14
(1,891)	2:21:C:ASN:H	2:22:C:LEU:HD12	4	0.14
(1,891)	2:21:C:ASN:H	2:22:C:LEU:HD13	4	0.14
(1,809)	2:37:C:ASP:H	2:38:C:PRO:HG2	7	0.14
(1,809)	2:37:C:ASP:H	2:38:C:PRO:HG3	7	0.14
(1,504)	2:51:B:LEU:H	2:51:B:LEU:HB3	2	0.14
(1,323)	1:23:A:PHE:H	1:23:A:PHE:HB2	9	0.14
(1,164)	2:17:C:VAL:H	1:25:A:ALA:HA	1	0.14
(1,164)	2:17:C:VAL:H	1:25:A:ALA:HA	3	0.14
(1,164)	2:17:C:VAL:H	1:25:A:ALA:HA	10	0.14
(1,49)	1:27:A:LEU:H	1:27:A:LEU:HD11	1	0.14
(1,49)	1:27:A:LEU:H	1:27:A:LEU:HD12	1	0.14
(1,49)	1:27:A:LEU:H	1:27:A:LEU:HD13	1	0.14
(1,49)	1:27:A:LEU:H	1:27:A:LEU:HD11	7	0.14
(1,49)	1:27:A:LEU:H	1:27:A:LEU:HD12	7	0.14
(1,49)	1:27:A:LEU:H	1:27:A:LEU:HD13	7	0.14
(1,1895)	2:31:C:ILE:HG13	2:34:C:ILE:HD11	2	0.13
(1,1895)	2:31:C:ILE:HG13	2:34:C:ILE:HD12	2	0.13
(1,1895)	2:31:C:ILE:HG13	2:34:C:ILE:HD13	2	0.13
(1,1798)	2:26:C:GLN:H	2:26:C:GLN:HG3	10	0.13
(1,1795)	2:26:B:GLN:H	2:26:B:GLN:HG2	3	0.13
(1,1780)	2:51:B:LEU:HD11	2:47:B:GLU:HG2	8	0.13
(1,1780)	2:51:B:LEU:HD11	2:47:B:GLU:HG3	8	0.13
(1,1780)	2:51:B:LEU:HD12	2:47:B:GLU:HG2	8	0.13
(1,1780)	2:51:B:LEU:HD12	2:47:B:GLU:HG3	8	0.13
(1,1780)	2:51:B:LEU:HD13	2:47:B:GLU:HG2	8	0.13
(1,1780)	2:51:B:LEU:HD13	2:47:B:GLU:HG3	8	0.13
(1,1780)	2:51:B:LEU:HD11	2:47:B:GLU:HG2	10	0.13
(1,1780)	2:51:B:LEU:HD11	2:47:B:GLU:HG3	10	0.13
(1,1780)	2:51:B:LEU:HD12	2:47:B:GLU:HG2	10	0.13
(1,1780)	2:51:B:LEU:HD12	2:47:B:GLU:HG3	10	0.13

Continued on next page...

Continued from previous page...

Key	Atom-1	Atom-2	Model ID	Violation (Å)
(1,1780)	2:51:B:LEU:HD13	2:47:B:GLU:HG2	10	0.13
(1,1780)	2:51:B:LEU:HD13	2:47:B:GLU:HG3	10	0.13
(1,1775)	2:47:C:GLU:HG3	2:47:C:GLU:HB2	7	0.13
(1,1775)	2:47:C:GLU:HG3	2:47:C:GLU:HB3	7	0.13
(1,1710)	2:40:C:GLN:H	2:40:C:GLN:HG3	10	0.13
(1,1628)	2:22:C:LEU:H	2:21:C:ASN:HB2	4	0.13
(1,1560)	2:48:C:ALA:HB1	2:19:C:LEU:HB2	7	0.13
(1,1560)	2:48:C:ALA:HB1	2:19:C:LEU:HB3	7	0.13
(1,1560)	2:48:C:ALA:HB2	2:19:C:LEU:HB2	7	0.13
(1,1560)	2:48:C:ALA:HB2	2:19:C:LEU:HB3	7	0.13
(1,1560)	2:48:C:ALA:HB3	2:19:C:LEU:HB2	7	0.13
(1,1560)	2:48:C:ALA:HB3	2:19:C:LEU:HB3	7	0.13
(1,1517)	2:49:B:LYS:H	2:46:B:ALA:HA	10	0.13
(1,1432)	1:24:A:GLY:HA3	2:19:C:LEU:HB2	10	0.13
(1,1393)	2:29:C:ALA:H	2:29:C:ALA:HB1	1	0.13
(1,1393)	2:29:C:ALA:H	2:29:C:ALA:HB2	1	0.13
(1,1393)	2:29:C:ALA:H	2:29:C:ALA:HB3	1	0.13
(1,1393)	2:29:B:ALA:H	2:29:B:ALA:HB1	5	0.13
(1,1393)	2:29:B:ALA:H	2:29:B:ALA:HB2	5	0.13
(1,1393)	2:29:B:ALA:H	2:29:B:ALA:HB3	5	0.13
(1,1312)	2:49:B:LYS:HB2	2:49:B:LYS:HG2	1	0.13
(1,1312)	2:49:B:LYS:HB2	2:49:B:LYS:HG2	2	0.13
(1,1312)	2:49:B:LYS:HB2	2:49:B:LYS:HG2	5	0.13
(1,1312)	2:49:B:LYS:HB2	2:49:B:LYS:HG2	6	0.13
(1,1312)	2:49:B:LYS:HB2	2:49:B:LYS:HG2	9	0.13
(1,1312)	2:49:B:LYS:HB2	2:49:B:LYS:HG2	10	0.13
(1,1265)	2:31:B:ILE:HG21	2:24:C:PRO:HG2	8	0.13
(1,1265)	2:31:B:ILE:HG22	2:24:C:PRO:HG2	8	0.13
(1,1265)	2:31:B:ILE:HG23	2:24:C:PRO:HG2	8	0.13
(1,1216)	2:27:B:LEU:HD11	2:27:B:LEU:H	1	0.13
(1,1216)	2:27:B:LEU:HD12	2:27:B:LEU:H	1	0.13
(1,1216)	2:27:B:LEU:HD13	2:27:B:LEU:H	1	0.13
(1,1216)	2:27:B:LEU:HD11	2:27:B:LEU:H	5	0.13
(1,1216)	2:27:B:LEU:HD12	2:27:B:LEU:H	5	0.13
(1,1216)	2:27:B:LEU:HD13	2:27:B:LEU:H	5	0.13
(1,1216)	2:27:B:LEU:HD11	2:27:B:LEU:H	10	0.13
(1,1216)	2:27:B:LEU:HD12	2:27:B:LEU:H	10	0.13
(1,1216)	2:27:B:LEU:HD13	2:27:B:LEU:H	10	0.13
(1,1210)	2:27:B:LEU:HD21	2:27:B:LEU:HB3	4	0.13
(1,1210)	2:27:B:LEU:HD22	2:27:B:LEU:HB3	4	0.13
(1,1210)	2:27:B:LEU:HD23	2:27:B:LEU:HB3	4	0.13
(1,1210)	2:27:B:LEU:HD21	2:27:B:LEU:HB3	9	0.13

Continued on next page...

Continued from previous page...

Key	Atom-1	Atom-2	Model ID	Violation (Å)
(1,1210)	2:27:B:LEU:HD22	2:27:B:LEU:HB3	9	0.13
(1,1210)	2:27:B:LEU:HD23	2:27:B:LEU:HB3	9	0.13
(1,1210)	2:27:B:LEU:HD21	2:27:B:LEU:HB3	10	0.13
(1,1210)	2:27:B:LEU:HD22	2:27:B:LEU:HB3	10	0.13
(1,1210)	2:27:B:LEU:HD23	2:27:B:LEU:HB3	10	0.13
(1,1149)	2:35:B:HIS:HB3	2:34:B:ILE:HB	5	0.13
(1,1103)	2:56:B:ALA:H	2:56:B:ALA:HB1	2	0.13
(1,1103)	2:56:B:ALA:H	2:56:B:ALA:HB2	2	0.13
(1,1103)	2:56:B:ALA:H	2:56:B:ALA:HB3	2	0.13
(1,1103)	2:56:B:ALA:H	2:56:B:ALA:HB1	7	0.13
(1,1103)	2:56:B:ALA:H	2:56:B:ALA:HB2	7	0.13
(1,1103)	2:56:B:ALA:H	2:56:B:ALA:HB3	7	0.13
(1,991)	2:16:C:ILE:HG21	1:26:A:ILE:HG21	6	0.13
(1,991)	2:16:C:ILE:HG21	1:26:A:ILE:HG22	6	0.13
(1,991)	2:16:C:ILE:HG21	1:26:A:ILE:HG23	6	0.13
(1,991)	2:16:C:ILE:HG22	1:26:A:ILE:HG21	6	0.13
(1,991)	2:16:C:ILE:HG22	1:26:A:ILE:HG22	6	0.13
(1,991)	2:16:C:ILE:HG22	1:26:A:ILE:HG23	6	0.13
(1,991)	2:16:C:ILE:HG23	1:26:A:ILE:HG21	6	0.13
(1,991)	2:16:C:ILE:HG23	1:26:A:ILE:HG22	6	0.13
(1,991)	2:16:C:ILE:HG23	1:26:A:ILE:HG23	6	0.13
(1,964)	2:45:C:LEU:H	2:45:C:LEU:HB3	10	0.13
(1,891)	2:21:C:ASN:H	2:22:C:LEU:HD11	5	0.13
(1,891)	2:21:C:ASN:H	2:22:C:LEU:HD12	5	0.13
(1,891)	2:21:C:ASN:H	2:22:C:LEU:HD13	5	0.13
(1,809)	2:37:C:ASP:H	2:38:C:PRO:HG2	2	0.13
(1,809)	2:37:C:ASP:H	2:38:C:PRO:HG3	2	0.13
(1,504)	2:51:B:LEU:H	2:51:B:LEU:HB3	4	0.13
(1,504)	2:51:B:LEU:H	2:51:B:LEU:HB3	5	0.13
(1,323)	1:23:A:PHE:H	1:23:A:PHE:HB2	5	0.13
(1,323)	1:23:A:PHE:H	1:23:A:PHE:HB2	10	0.13
(1,289)	1:17:A:VAL:H	1:16:A:LEU:HD21	7	0.13
(1,289)	1:17:A:VAL:H	1:16:A:LEU:HD22	7	0.13
(1,289)	1:17:A:VAL:H	1:16:A:LEU:HD23	7	0.13
(1,289)	1:17:A:VAL:H	1:16:A:LEU:HD21	8	0.13
(1,289)	1:17:A:VAL:H	1:16:A:LEU:HD22	8	0.13
(1,289)	1:17:A:VAL:H	1:16:A:LEU:HD23	8	0.13
(1,274)	1:17:A:VAL:HB	2:17:B:VAL:HB	2	0.13
(1,274)	1:17:A:VAL:HB	2:17:B:VAL:HB	3	0.13
(1,274)	1:17:A:VAL:HB	2:17:B:VAL:HB	5	0.13
(1,274)	1:17:A:VAL:HB	2:17:B:VAL:HB	7	0.13
(1,274)	1:17:A:VAL:HB	2:17:B:VAL:HB	8	0.13

Continued on next page...

Continued from previous page...

Key	Atom-1	Atom-2	Model ID	Violation (Å)
(1,241)	2:18:B:TYR:HD1	1:26:A:ILE:HD11	5	0.13
(1,241)	2:18:B:TYR:HD1	1:26:A:ILE:HD12	5	0.13
(1,241)	2:18:B:TYR:HD1	1:26:A:ILE:HD13	5	0.13
(1,241)	2:18:B:TYR:HD2	1:26:A:ILE:HD11	5	0.13
(1,241)	2:18:B:TYR:HD2	1:26:A:ILE:HD12	5	0.13
(1,241)	2:18:B:TYR:HD2	1:26:A:ILE:HD13	5	0.13
(1,217)	1:26:A:ILE:HA	1:26:A:ILE:HD11	2	0.13
(1,217)	1:26:A:ILE:HA	1:26:A:ILE:HD12	2	0.13
(1,217)	1:26:A:ILE:HA	1:26:A:ILE:HD13	2	0.13
(1,217)	1:26:A:ILE:HA	1:26:A:ILE:HD11	3	0.13
(1,217)	1:26:A:ILE:HA	1:26:A:ILE:HD12	3	0.13
(1,217)	1:26:A:ILE:HA	1:26:A:ILE:HD13	3	0.13
(1,217)	1:26:A:ILE:HA	1:26:A:ILE:HD11	4	0.13
(1,217)	1:26:A:ILE:HA	1:26:A:ILE:HD12	4	0.13
(1,217)	1:26:A:ILE:HA	1:26:A:ILE:HD13	4	0.13
(1,217)	1:26:A:ILE:HA	1:26:A:ILE:HD11	7	0.13
(1,217)	1:26:A:ILE:HA	1:26:A:ILE:HD12	7	0.13
(1,217)	1:26:A:ILE:HA	1:26:A:ILE:HD13	7	0.13
(1,217)	1:26:A:ILE:HA	1:26:A:ILE:HD11	8	0.13
(1,217)	1:26:A:ILE:HA	1:26:A:ILE:HD12	8	0.13
(1,217)	1:26:A:ILE:HA	1:26:A:ILE:HD13	8	0.13
(1,217)	1:26:A:ILE:HA	1:26:A:ILE:HD11	9	0.13
(1,217)	1:26:A:ILE:HA	1:26:A:ILE:HD12	9	0.13
(1,217)	1:26:A:ILE:HA	1:26:A:ILE:HD13	9	0.13
(1,164)	2:17:C:VAL:H	1:25:A:ALA:HA	2	0.13
(1,164)	2:17:C:VAL:H	1:25:A:ALA:HA	4	0.13
(1,49)	1:27:A:LEU:H	1:27:A:LEU:HD11	4	0.13
(1,49)	1:27:A:LEU:H	1:27:A:LEU:HD12	4	0.13
(1,49)	1:27:A:LEU:H	1:27:A:LEU:HD13	4	0.13
(1,1878)	2:52:C:ASN:HB3	2:22:C:LEU:HD21	7	0.12
(1,1878)	2:52:C:ASN:HB3	2:22:C:LEU:HD22	7	0.12
(1,1878)	2:52:C:ASN:HB3	2:22:C:LEU:HD23	7	0.12
(1,1812)	2:51:C:LEU:HD11	2:26:C:GLN:HG2	6	0.12
(1,1812)	2:51:C:LEU:HD12	2:26:C:GLN:HG2	6	0.12
(1,1812)	2:51:C:LEU:HD13	2:26:C:GLN:HG2	6	0.12
(1,1799)	2:23:B:ASN:HD21	2:26:B:GLN:HG2	8	0.12
(1,1798)	2:26:C:GLN:H	2:26:C:GLN:HG3	1	0.12
(1,1798)	2:26:C:GLN:H	2:26:C:GLN:HG3	4	0.12
(1,1775)	2:47:C:GLU:HG3	2:47:C:GLU:HB2	2	0.12
(1,1775)	2:47:C:GLU:HG3	2:47:C:GLU:HB3	2	0.12
(1,1775)	2:47:C:GLU:HG3	2:47:C:GLU:HB2	4	0.12
(1,1775)	2:47:C:GLU:HG3	2:47:C:GLU:HB3	4	0.12

Continued on next page...

Continued from previous page...

Key	Atom-1	Atom-2	Model ID	Violation (Å)
(1,1775)	2:47:C:GLU:HG3	2:47:C:GLU:HB2	6	0.12
(1,1775)	2:47:C:GLU:HG3	2:47:C:GLU:HB3	6	0.12
(1,1775)	2:47:C:GLU:HG3	2:47:C:GLU:HB2	9	0.12
(1,1775)	2:47:C:GLU:HG3	2:47:C:GLU:HB3	9	0.12
(1,1772)	2:48:B:ALA:H	2:47:B:GLU:HG2	4	0.12
(1,1772)	2:48:B:ALA:H	2:47:B:GLU:HG3	4	0.12
(1,1772)	2:48:B:ALA:H	2:47:B:GLU:HG2	5	0.12
(1,1772)	2:48:B:ALA:H	2:47:B:GLU:HG3	5	0.12
(1,1710)	2:40:C:GLN:H	2:40:C:GLN:HG3	4	0.12
(1,1710)	2:40:C:GLN:H	2:40:C:GLN:HG3	6	0.12
(1,1675)	2:37:B:ASP:H	2:37:B:ASP:HB3	8	0.12
(1,1596)	2:38:C:PRO:HB2	2:38:C:PRO:HD3	10	0.12
(1,1560)	2:48:C:ALA:HB1	2:19:C:LEU:HB2	5	0.12
(1,1560)	2:48:C:ALA:HB1	2:19:C:LEU:HB3	5	0.12
(1,1560)	2:48:C:ALA:HB2	2:19:C:LEU:HB2	5	0.12
(1,1560)	2:48:C:ALA:HB2	2:19:C:LEU:HB3	5	0.12
(1,1560)	2:48:C:ALA:HB3	2:19:C:LEU:HB2	5	0.12
(1,1560)	2:48:C:ALA:HB3	2:19:C:LEU:HB3	5	0.12
(1,1560)	2:48:C:ALA:HB1	2:19:C:LEU:HB2	6	0.12
(1,1560)	2:48:C:ALA:HB1	2:19:C:LEU:HB3	6	0.12
(1,1560)	2:48:C:ALA:HB2	2:19:C:LEU:HB2	6	0.12
(1,1560)	2:48:C:ALA:HB2	2:19:C:LEU:HB3	6	0.12
(1,1560)	2:48:C:ALA:HB3	2:19:C:LEU:HB2	6	0.12
(1,1560)	2:48:C:ALA:HB3	2:19:C:LEU:HB3	6	0.12
(1,1537)	1:15:A:PHE:HD1	2:27:B:LEU:HD21	6	0.12
(1,1537)	1:15:A:PHE:HD1	2:27:B:LEU:HD22	6	0.12
(1,1537)	1:15:A:PHE:HD1	2:27:B:LEU:HD23	6	0.12
(1,1537)	1:15:A:PHE:HD2	2:27:B:LEU:HD21	6	0.12
(1,1537)	1:15:A:PHE:HD2	2:27:B:LEU:HD22	6	0.12
(1,1537)	1:15:A:PHE:HD2	2:27:B:LEU:HD23	6	0.12
(1,1526)	2:56:B:ALA:H	2:54:B:ALA:HA	9	0.12
(1,1464)	2:45:C:LEU:H	2:45:C:LEU:HD11	4	0.12
(1,1464)	2:45:C:LEU:H	2:45:C:LEU:HD12	4	0.12
(1,1464)	2:45:C:LEU:H	2:45:C:LEU:HD13	4	0.12
(1,1424)	2:48:B:ALA:HB1	2:19:B:LEU:HB2	1	0.12
(1,1424)	2:48:B:ALA:HB2	2:19:B:LEU:HB2	1	0.12
(1,1424)	2:48:B:ALA:HB3	2:19:B:LEU:HB2	1	0.12
(1,1393)	2:29:C:ALA:H	2:29:C:ALA:HB1	2	0.12
(1,1393)	2:29:C:ALA:H	2:29:C:ALA:HB2	2	0.12
(1,1393)	2:29:C:ALA:H	2:29:C:ALA:HB3	2	0.12
(1,1393)	2:29:B:ALA:H	2:29:B:ALA:HB1	3	0.12
(1,1393)	2:29:B:ALA:H	2:29:B:ALA:HB2	3	0.12

Continued on next page...

Continued from previous page...

Key	Atom-1	Atom-2	Model ID	Violation (Å)
(1,1393)	2:29:B:ALA:H	2:29:B:ALA:HB3	3	0.12
(1,1393)	2:29:B:ALA:H	2:29:B:ALA:HB1	4	0.12
(1,1393)	2:29:B:ALA:H	2:29:B:ALA:HB2	4	0.12
(1,1393)	2:29:B:ALA:H	2:29:B:ALA:HB3	4	0.12
(1,1393)	2:29:B:ALA:H	2:29:B:ALA:HB1	6	0.12
(1,1393)	2:29:B:ALA:H	2:29:B:ALA:HB2	6	0.12
(1,1393)	2:29:B:ALA:H	2:29:B:ALA:HB3	6	0.12
(1,1393)	2:29:C:ALA:H	2:29:C:ALA:HB1	9	0.12
(1,1393)	2:29:C:ALA:H	2:29:C:ALA:HB2	9	0.12
(1,1393)	2:29:C:ALA:H	2:29:C:ALA:HB3	9	0.12
(1,1388)	2:51:C:LEU:H	2:51:C:LEU:HD11	8	0.12
(1,1388)	2:51:C:LEU:H	2:51:C:LEU:HD12	8	0.12
(1,1388)	2:51:C:LEU:H	2:51:C:LEU:HD13	8	0.12
(1,1384)	2:51:B:LEU:HB3	2:22:B:LEU:HD11	1	0.12
(1,1384)	2:51:B:LEU:HB3	2:22:B:LEU:HD12	1	0.12
(1,1384)	2:51:B:LEU:HB3	2:22:B:LEU:HD13	1	0.12
(1,1312)	2:49:B:LYS:HB2	2:49:B:LYS:HG2	4	0.12
(1,1312)	2:49:B:LYS:HB2	2:49:B:LYS:HG2	8	0.12
(1,1230)	2:44:B:LEU:H	2:44:B:LEU:HB3	8	0.12
(1,1179)	2:15:C:GLU:HB3	2:16:C:ILE:H	1	0.12
(1,1103)	2:56:B:ALA:H	2:56:B:ALA:HB1	5	0.12
(1,1103)	2:56:B:ALA:H	2:56:B:ALA:HB2	5	0.12
(1,1103)	2:56:B:ALA:H	2:56:B:ALA:HB3	5	0.12
(1,504)	2:51:B:LEU:H	2:51:B:LEU:HB3	6	0.12
(1,504)	2:51:B:LEU:H	2:51:B:LEU:HB3	7	0.12
(1,504)	2:51:B:LEU:H	2:51:B:LEU:HB3	9	0.12
(1,368)	1:27:A:LEU:HD21	1:11:A:ARG:HB2	10	0.12
(1,368)	1:27:A:LEU:HD21	1:11:A:ARG:HB3	10	0.12
(1,368)	1:27:A:LEU:HD22	1:11:A:ARG:HB2	10	0.12
(1,368)	1:27:A:LEU:HD22	1:11:A:ARG:HB3	10	0.12
(1,368)	1:27:A:LEU:HD23	1:11:A:ARG:HB2	10	0.12
(1,368)	1:27:A:LEU:HD23	1:11:A:ARG:HB3	10	0.12
(1,323)	1:23:A:PHE:H	1:23:A:PHE:HB2	4	0.12
(1,323)	1:23:A:PHE:H	1:23:A:PHE:HB2	6	0.12
(1,323)	1:23:A:PHE:H	1:23:A:PHE:HB2	7	0.12
(1,289)	1:17:A:VAL:H	1:16:A:LEU:HD21	2	0.12
(1,289)	1:17:A:VAL:H	1:16:A:LEU:HD22	2	0.12
(1,289)	1:17:A:VAL:H	1:16:A:LEU:HD23	2	0.12
(1,289)	1:17:A:VAL:H	1:16:A:LEU:HD21	3	0.12
(1,289)	1:17:A:VAL:H	1:16:A:LEU:HD22	3	0.12
(1,289)	1:17:A:VAL:H	1:16:A:LEU:HD23	3	0.12
(1,274)	1:17:A:VAL:HB	2:17:B:VAL:HB	9	0.12

Continued on next page...

Continued from previous page...

Key	Atom-1	Atom-2	Model ID	Violation (Å)
(1,217)	1:26:A:ILE:HA	1:26:A:ILE:HD11	10	0.12
(1,217)	1:26:A:ILE:HA	1:26:A:ILE:HD12	10	0.12
(1,217)	1:26:A:ILE:HA	1:26:A:ILE:HD13	10	0.12
(1,94)	1:11:A:ARG:H	1:11:A:ARG:HB2	4	0.12
(1,94)	1:11:A:ARG:H	1:11:A:ARG:HB3	4	0.12
(1,94)	1:11:A:ARG:H	1:11:A:ARG:HB2	9	0.12
(1,94)	1:11:A:ARG:H	1:11:A:ARG:HB3	9	0.12
(1,83)	1:17:A:VAL:H	2:18:B:TYR:H	4	0.12
(1,1878)	2:52:C:ASN:HB3	2:22:C:LEU:HD21	9	0.11
(1,1878)	2:52:C:ASN:HB3	2:22:C:LEU:HD22	9	0.11
(1,1878)	2:52:C:ASN:HB3	2:22:C:LEU:HD23	9	0.11
(1,1798)	2:26:C:GLN:H	2:26:C:GLN:HG3	8	0.11
(1,1790)	2:56:C:ALA:HB1	2:53:C:ASP:HB2	3	0.11
(1,1790)	2:56:C:ALA:HB1	2:53:C:ASP:HB3	3	0.11
(1,1790)	2:56:C:ALA:HB2	2:53:C:ASP:HB2	3	0.11
(1,1790)	2:56:C:ALA:HB2	2:53:C:ASP:HB3	3	0.11
(1,1790)	2:56:C:ALA:HB3	2:53:C:ASP:HB2	3	0.11
(1,1790)	2:56:C:ALA:HB3	2:53:C:ASP:HB3	3	0.11
(1,1790)	2:56:C:ALA:HB1	2:53:C:ASP:HB2	6	0.11
(1,1790)	2:56:C:ALA:HB1	2:53:C:ASP:HB3	6	0.11
(1,1790)	2:56:C:ALA:HB2	2:53:C:ASP:HB2	6	0.11
(1,1790)	2:56:C:ALA:HB2	2:53:C:ASP:HB3	6	0.11
(1,1790)	2:56:C:ALA:HB3	2:53:C:ASP:HB2	6	0.11
(1,1790)	2:56:C:ALA:HB3	2:53:C:ASP:HB3	6	0.11
(1,1711)	2:40:B:GLN:H	2:40:B:GLN:HG2	3	0.11
(1,1710)	2:40:C:GLN:H	2:40:C:GLN:HG3	2	0.11
(1,1710)	2:40:C:GLN:H	2:40:C:GLN:HG3	3	0.11
(1,1710)	2:40:C:GLN:H	2:40:C:GLN:HG3	7	0.11
(1,1618)	2:23:C:ASN:HB3	2:24:C:PRO:HD2	2	0.11
(1,1596)	2:38:C:PRO:HB2	2:38:C:PRO:HD3	4	0.11
(1,1596)	2:38:C:PRO:HB2	2:38:C:PRO:HD3	6	0.11
(1,1533)	2:51:C:LEU:HA	2:54:C:ALA:HB1	9	0.11
(1,1533)	2:51:C:LEU:HA	2:54:C:ALA:HB2	9	0.11
(1,1533)	2:51:C:LEU:HA	2:54:C:ALA:HB3	9	0.11
(1,1517)	2:49:C:LYS:H	2:46:C:ALA:HA	5	0.11
(1,1464)	2:45:C:LEU:H	2:45:C:LEU:HD11	10	0.11
(1,1464)	2:45:C:LEU:H	2:45:C:LEU:HD12	10	0.11
(1,1464)	2:45:C:LEU:H	2:45:C:LEU:HD13	10	0.11
(1,1439)	2:19:B:LEU:HD21	2:48:B:ALA:HB1	4	0.11
(1,1439)	2:19:B:LEU:HD21	2:48:B:ALA:HB2	4	0.11
(1,1439)	2:19:B:LEU:HD21	2:48:B:ALA:HB3	4	0.11
(1,1439)	2:19:B:LEU:HD22	2:48:B:ALA:HB1	4	0.11

Continued on next page...

Continued from previous page...

Key	Atom-1	Atom-2	Model ID	Violation (Å)
(1,1439)	2:19:B:LEU:HD22	2:48:B:ALA:HB2	4	0.11
(1,1439)	2:19:B:LEU:HD22	2:48:B:ALA:HB3	4	0.11
(1,1439)	2:19:B:LEU:HD23	2:48:B:ALA:HB1	4	0.11
(1,1439)	2:19:B:LEU:HD23	2:48:B:ALA:HB2	4	0.11
(1,1439)	2:19:B:LEU:HD23	2:48:B:ALA:HB3	4	0.11
(1,1419)	2:25:C:ASP:H	2:24:C:PRO:HB3	4	0.11
(1,1393)	2:29:B:ALA:H	2:29:B:ALA:HB1	7	0.11
(1,1393)	2:29:B:ALA:H	2:29:B:ALA:HB2	7	0.11
(1,1393)	2:29:B:ALA:H	2:29:B:ALA:HB3	7	0.11
(1,1393)	2:29:B:ALA:H	2:29:B:ALA:HB1	8	0.11
(1,1393)	2:29:B:ALA:H	2:29:B:ALA:HB2	8	0.11
(1,1393)	2:29:B:ALA:H	2:29:B:ALA:HB3	8	0.11
(1,1393)	2:29:B:ALA:H	2:29:B:ALA:HB1	10	0.11
(1,1393)	2:29:B:ALA:H	2:29:B:ALA:HB2	10	0.11
(1,1393)	2:29:B:ALA:H	2:29:B:ALA:HB3	10	0.11
(1,1388)	2:51:C:LEU:H	2:51:C:LEU:HD11	10	0.11
(1,1388)	2:51:C:LEU:H	2:51:C:LEU:HD12	10	0.11
(1,1388)	2:51:C:LEU:H	2:51:C:LEU:HD13	10	0.11
(1,1230)	2:44:B:LEU:H	2:44:B:LEU:HB3	6	0.11
(1,1230)	2:44:B:LEU:H	2:44:B:LEU:HB3	9	0.11
(1,1230)	2:44:B:LEU:H	2:44:B:LEU:HB3	10	0.11
(1,1210)	2:27:B:LEU:HD21	2:27:B:LEU:HB3	2	0.11
(1,1210)	2:27:B:LEU:HD22	2:27:B:LEU:HB3	2	0.11
(1,1210)	2:27:B:LEU:HD23	2:27:B:LEU:HB3	2	0.11
(1,1210)	2:27:B:LEU:HD21	2:27:B:LEU:HB3	5	0.11
(1,1210)	2:27:B:LEU:HD22	2:27:B:LEU:HB3	5	0.11
(1,1210)	2:27:B:LEU:HD23	2:27:B:LEU:HB3	5	0.11
(1,1193)	2:31:C:ILE:HG21	2:27:B:LEU:HB3	1	0.11
(1,1193)	2:31:C:ILE:HG22	2:27:B:LEU:HB3	1	0.11
(1,1193)	2:31:C:ILE:HG23	2:27:B:LEU:HB3	1	0.11
(1,1179)	2:15:C:GLU:HB3	2:16:C:ILE:H	6	0.11
(1,1179)	2:15:C:GLU:HB3	2:16:C:ILE:H	7	0.11
(1,1179)	2:15:C:GLU:HB3	2:16:C:ILE:H	9	0.11
(1,1149)	2:35:B:HIS:HB3	2:34:B:ILE:HB	2	0.11
(1,1103)	2:56:B:ALA:H	2:56:B:ALA:HB1	4	0.11
(1,1103)	2:56:B:ALA:H	2:56:B:ALA:HB2	4	0.11
(1,1103)	2:56:B:ALA:H	2:56:B:ALA:HB3	4	0.11
(1,1103)	2:56:B:ALA:H	2:56:B:ALA:HB1	9	0.11
(1,1103)	2:56:B:ALA:H	2:56:B:ALA:HB2	9	0.11
(1,1103)	2:56:B:ALA:H	2:56:B:ALA:HB3	9	0.11
(1,1103)	2:56:B:ALA:H	2:56:B:ALA:HB1	10	0.11
(1,1103)	2:56:B:ALA:H	2:56:B:ALA:HB2	10	0.11

Continued on next page...

Continued from previous page...

Key	Atom-1	Atom-2	Model ID	Violation (Å)
(1,1103)	2:56:B:ALA:H	2:56:B:ALA:HB3	10	0.11
(1,964)	2:45:C:LEU:H	2:45:C:LEU:HB3	2	0.11
(1,964)	2:45:C:LEU:H	2:45:C:LEU:HB3	3	0.11
(1,888)	2:21:C:ASN:H	2:20:C:PRO:HG3	6	0.11
(1,877)	2:21:B:ASN:H	2:20:B:PRO:HD2	7	0.11
(1,504)	2:51:B:LEU:H	2:51:B:LEU:HB3	8	0.11
(1,501)	2:25:B:ASP:H	2:24:B:PRO:HD3	7	0.11
(1,381)	1:27:A:LEU:HD11	1:11:A:ARG:HG2	7	0.11
(1,381)	1:27:A:LEU:HD12	1:11:A:ARG:HG2	7	0.11
(1,381)	1:27:A:LEU:HD13	1:11:A:ARG:HG2	7	0.11
(1,357)	1:10:A:GLN:HG2	1:12:A:LEU:HD11	4	0.11
(1,357)	1:10:A:GLN:HG2	1:12:A:LEU:HD12	4	0.11
(1,357)	1:10:A:GLN:HG2	1:12:A:LEU:HD13	4	0.11
(1,357)	1:10:A:GLN:HG3	1:12:A:LEU:HD11	4	0.11
(1,357)	1:10:A:GLN:HG3	1:12:A:LEU:HD12	4	0.11
(1,357)	1:10:A:GLN:HG3	1:12:A:LEU:HD13	4	0.11
(1,352)	1:10:A:GLN:HA	1:10:A:GLN:HG2	2	0.11
(1,352)	1:10:A:GLN:HA	1:10:A:GLN:HG3	2	0.11
(1,352)	1:10:A:GLN:HA	1:10:A:GLN:HG2	5	0.11
(1,352)	1:10:A:GLN:HA	1:10:A:GLN:HG3	5	0.11
(1,352)	1:10:A:GLN:HA	1:10:A:GLN:HG2	8	0.11
(1,352)	1:10:A:GLN:HA	1:10:A:GLN:HG3	8	0.11
(1,352)	1:10:A:GLN:HA	1:10:A:GLN:HG2	10	0.11
(1,352)	1:10:A:GLN:HA	1:10:A:GLN:HG3	10	0.11
(1,345)	1:10:A:GLN:HA	1:10:A:GLN:HG2	2	0.11
(1,345)	1:10:A:GLN:HA	1:10:A:GLN:HG3	2	0.11
(1,345)	1:10:A:GLN:HA	1:10:A:GLN:HG2	5	0.11
(1,345)	1:10:A:GLN:HA	1:10:A:GLN:HG3	5	0.11
(1,345)	1:10:A:GLN:HA	1:10:A:GLN:HG2	8	0.11
(1,345)	1:10:A:GLN:HA	1:10:A:GLN:HG3	8	0.11
(1,345)	1:10:A:GLN:HA	1:10:A:GLN:HG2	10	0.11
(1,345)	1:10:A:GLN:HA	1:10:A:GLN:HG3	10	0.11
(1,335)	1:14:A:ASN:HB2	1:13:A:ALA:HB1	7	0.11
(1,335)	1:14:A:ASN:HB2	1:13:A:ALA:HB2	7	0.11
(1,335)	1:14:A:ASN:HB2	1:13:A:ALA:HB3	7	0.11
(1,335)	1:14:A:ASN:HB3	1:13:A:ALA:HB1	7	0.11
(1,335)	1:14:A:ASN:HB3	1:13:A:ALA:HB2	7	0.11
(1,335)	1:14:A:ASN:HB3	1:13:A:ALA:HB3	7	0.11
(1,323)	1:23:A:PHE:H	1:23:A:PHE:HB2	1	0.11
(1,289)	1:17:A:VAL:H	1:16:A:LEU:HD21	9	0.11
(1,289)	1:17:A:VAL:H	1:16:A:LEU:HD22	9	0.11
(1,289)	1:17:A:VAL:H	1:16:A:LEU:HD23	9	0.11

Continued on next page...

Continued from previous page...

Key	Atom-1	Atom-2	Model ID	Violation (Å)
(1,274)	1:17:A:VAL:HB	2:17:B:VAL:HB	1	0.11
(1,252)	1:27:A:LEU:HD21	2:42:C:ALA:H	8	0.11
(1,252)	1:27:A:LEU:HD22	2:42:C:ALA:H	8	0.11
(1,252)	1:27:A:LEU:HD23	2:42:C:ALA:H	8	0.11
(1,170)	1:25:A:ALA:HB1	2:17:C:VAL:HG11	6	0.11
(1,170)	1:25:A:ALA:HB1	2:17:C:VAL:HG12	6	0.11
(1,170)	1:25:A:ALA:HB1	2:17:C:VAL:HG13	6	0.11
(1,170)	1:25:A:ALA:HB2	2:17:C:VAL:HG11	6	0.11
(1,170)	1:25:A:ALA:HB2	2:17:C:VAL:HG12	6	0.11
(1,170)	1:25:A:ALA:HB2	2:17:C:VAL:HG13	6	0.11
(1,170)	1:25:A:ALA:HB3	2:17:C:VAL:HG11	6	0.11
(1,170)	1:25:A:ALA:HB3	2:17:C:VAL:HG12	6	0.11
(1,170)	1:25:A:ALA:HB3	2:17:C:VAL:HG13	6	0.11
(1,94)	1:11:A:ARG:H	1:11:A:ARG:HB2	6	0.11
(1,94)	1:11:A:ARG:H	1:11:A:ARG:HB3	6	0.11
(1,1845)	2:52:B:ASN:HB3	2:22:B:LEU:HD11	9	0.1
(1,1845)	2:52:B:ASN:HB3	2:22:B:LEU:HD12	9	0.1
(1,1845)	2:52:B:ASN:HB3	2:22:B:LEU:HD13	9	0.1
(1,1800)	2:23:C:ASN:HD22	2:26:C:GLN:HG3	7	0.1
(1,1780)	2:51:B:LEU:HD11	2:47:B:GLU:HG2	9	0.1
(1,1780)	2:51:B:LEU:HD11	2:47:B:GLU:HG3	9	0.1
(1,1780)	2:51:B:LEU:HD12	2:47:B:GLU:HG2	9	0.1
(1,1780)	2:51:B:LEU:HD12	2:47:B:GLU:HG3	9	0.1
(1,1780)	2:51:B:LEU:HD13	2:47:B:GLU:HG2	9	0.1
(1,1780)	2:51:B:LEU:HD13	2:47:B:GLU:HG3	9	0.1
(1,1710)	2:40:C:GLN:H	2:40:C:GLN:HG3	1	0.1
(1,1596)	2:38:C:PRO:HB2	2:38:C:PRO:HD3	1	0.1
(1,1596)	2:38:C:PRO:HB2	2:38:C:PRO:HD3	2	0.1
(1,1564)	2:19:C:LEU:HD21	2:49:C:LYS:HG2	3	0.1
(1,1564)	2:19:C:LEU:HD21	2:49:C:LYS:HG3	3	0.1
(1,1564)	2:19:C:LEU:HD22	2:49:C:LYS:HG2	3	0.1
(1,1564)	2:19:C:LEU:HD22	2:49:C:LYS:HG3	3	0.1
(1,1564)	2:19:C:LEU:HD23	2:49:C:LYS:HG2	3	0.1
(1,1564)	2:19:C:LEU:HD23	2:49:C:LYS:HG3	3	0.1
(1,1564)	2:19:C:LEU:HD21	2:49:C:LYS:HG2	7	0.1
(1,1564)	2:19:C:LEU:HD21	2:49:C:LYS:HG3	7	0.1
(1,1564)	2:19:C:LEU:HD22	2:49:C:LYS:HG2	7	0.1
(1,1564)	2:19:C:LEU:HD22	2:49:C:LYS:HG3	7	0.1
(1,1564)	2:19:C:LEU:HD23	2:49:C:LYS:HG2	7	0.1
(1,1564)	2:19:C:LEU:HD23	2:49:C:LYS:HG3	7	0.1
(1,1535)	2:56:B:ALA:H	2:55:B:GLN:HA	7	0.1
(1,1517)	2:49:B:LYS:H	2:46:B:ALA:HA	4	0.1

Continued on next page...

Continued from previous page...

Key	Atom-1	Atom-2	Model ID	Violation (Å)
(1,1300)	2:39:B:SER:H	2:38:B:PRO:HB3	3	0.1
(1,1289)	2:45:C:LEU:HB2	2:46:C:ALA:H	7	0.1
(1,1230)	2:44:B:LEU:H	2:44:B:LEU:HB3	1	0.1
(1,1230)	2:44:B:LEU:H	2:44:B:LEU:HB3	2	0.1
(1,1230)	2:44:B:LEU:H	2:44:B:LEU:HB3	3	0.1
(1,1230)	2:44:B:LEU:H	2:44:B:LEU:HB3	4	0.1
(1,1230)	2:44:B:LEU:H	2:44:B:LEU:HB3	5	0.1
(1,1179)	2:15:C:GLU:HB3	2:16:C:ILE:H	4	0.1
(1,1103)	2:56:B:ALA:H	2:56:B:ALA:HB1	1	0.1
(1,1103)	2:56:B:ALA:H	2:56:B:ALA:HB2	1	0.1
(1,1103)	2:56:B:ALA:H	2:56:B:ALA:HB3	1	0.1
(1,1103)	2:56:B:ALA:H	2:56:B:ALA:HB1	3	0.1
(1,1103)	2:56:B:ALA:H	2:56:B:ALA:HB2	3	0.1
(1,1103)	2:56:B:ALA:H	2:56:B:ALA:HB3	3	0.1
(1,1103)	2:56:B:ALA:H	2:56:B:ALA:HB1	8	0.1
(1,1103)	2:56:B:ALA:H	2:56:B:ALA:HB2	8	0.1
(1,1103)	2:56:B:ALA:H	2:56:B:ALA:HB3	8	0.1
(1,809)	2:37:C:ASP:H	2:38:C:PRO:HG2	1	0.1
(1,809)	2:37:C:ASP:H	2:38:C:PRO:HG3	1	0.1
(1,504)	2:51:B:LEU:H	2:51:B:LEU:HB3	3	0.1
(1,504)	2:51:B:LEU:H	2:51:B:LEU:HB3	10	0.1
(1,404)	1:12:A:LEU:H	1:12:A:LEU:HD11	7	0.1
(1,404)	1:12:A:LEU:H	1:12:A:LEU:HD12	7	0.1
(1,404)	1:12:A:LEU:H	1:12:A:LEU:HD13	7	0.1
(1,323)	1:23:A:PHE:H	1:23:A:PHE:HB2	8	0.1
(1,83)	1:17:A:VAL:H	2:18:B:TYR:H	9	0.1

10 Dihedral-angle violation analysis [i](#)

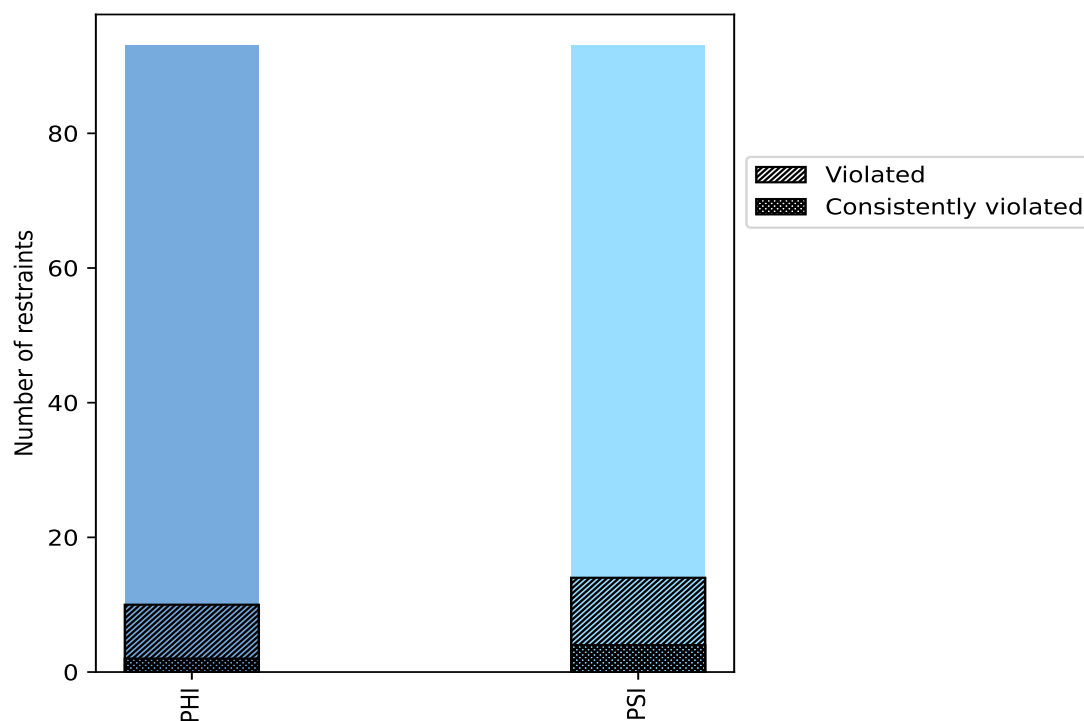
10.1 Summary of dihedral-angle violations [i](#)

The following table provides the summary of dihedral-angle violations in different dihedral-angle types. Violations less than 1° are not included in the calculation.

Angle type	Count	% ¹	Violated ³			Consistently Violated ⁴		
			Count	% ²	% ¹	Count	% ²	% ¹
PHI	93	50.0	10	10.8	5.4	2	2.2	1.1
PSI	93	50.0	14	15.1	7.5	4	4.3	2.2
Total	186	100.0	24	12.9	12.9	6	3.2	3.2

¹ percentage calculated with respect to total number of dihedral-angle restraints, ² percentage calculated with respect to number of restraints in a particular dihedral-angle type, ³ violated in at least one model, ⁴ violated in all the models

10.1.1 Bar chart : Distribution of dihedral-angles and violations [i](#)



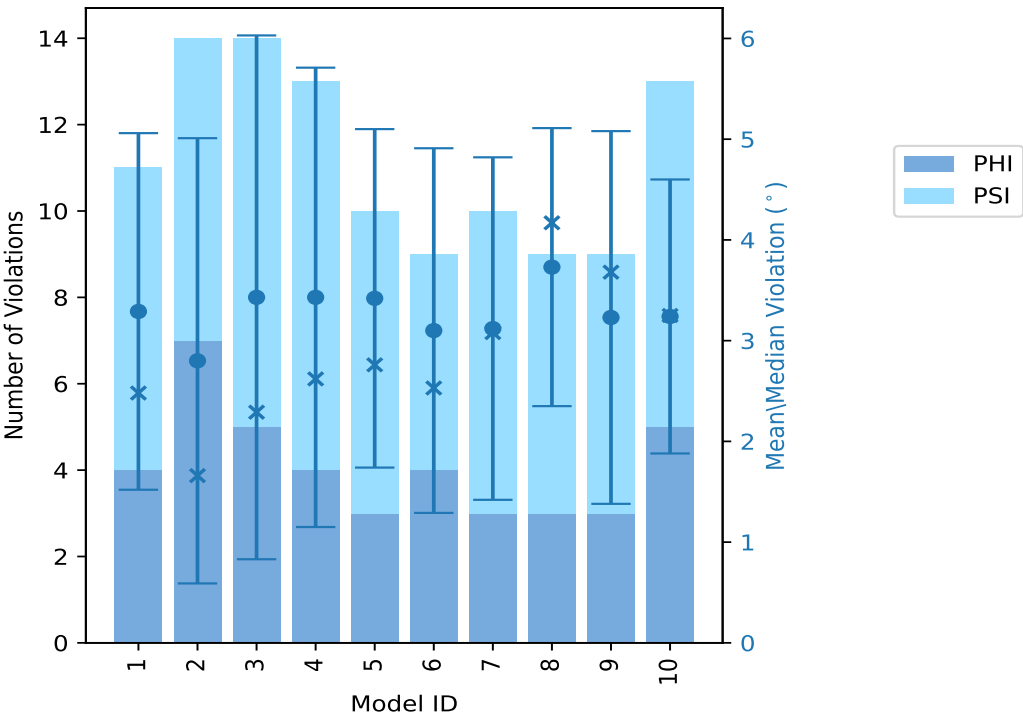
Violated and consistently violated restraints are shown using different hatch patterns in their respective categories

10.2 Dihedral-angle violation statistics for each model ⓘ

The following table provides the dihedral-angle violation statistics for each model in the ensemble. Violations less than 1° are not included in the statistics.

Model ID	Number of violations			Mean (°)	Max (°)	SD (°)	Median (°)
	PHI	PSI	Total				
1	4	7	11	3.29	7.0	1.77	2.48
2	7	7	14	2.8	8.2	2.21	1.66
3	5	9	14	3.43	9.57	2.6	2.29
4	4	9	13	3.43	8.45	2.28	2.62
5	3	7	10	3.42	6.48	1.68	2.76
6	4	5	9	3.1	6.42	1.81	2.53
7	3	7	10	3.12	6.06	1.7	3.08
8	3	6	9	3.73	5.55	1.38	4.17
9	3	6	9	3.23	5.69	1.85	3.68
10	5	8	13	3.24	5.77	1.36	3.25

10.2.1 Bar graph : Dihedral violation statistics for each model ⓘ



The mean(dot),median(x) and the standard deviation are shown in blue with respect to the y axis on the right

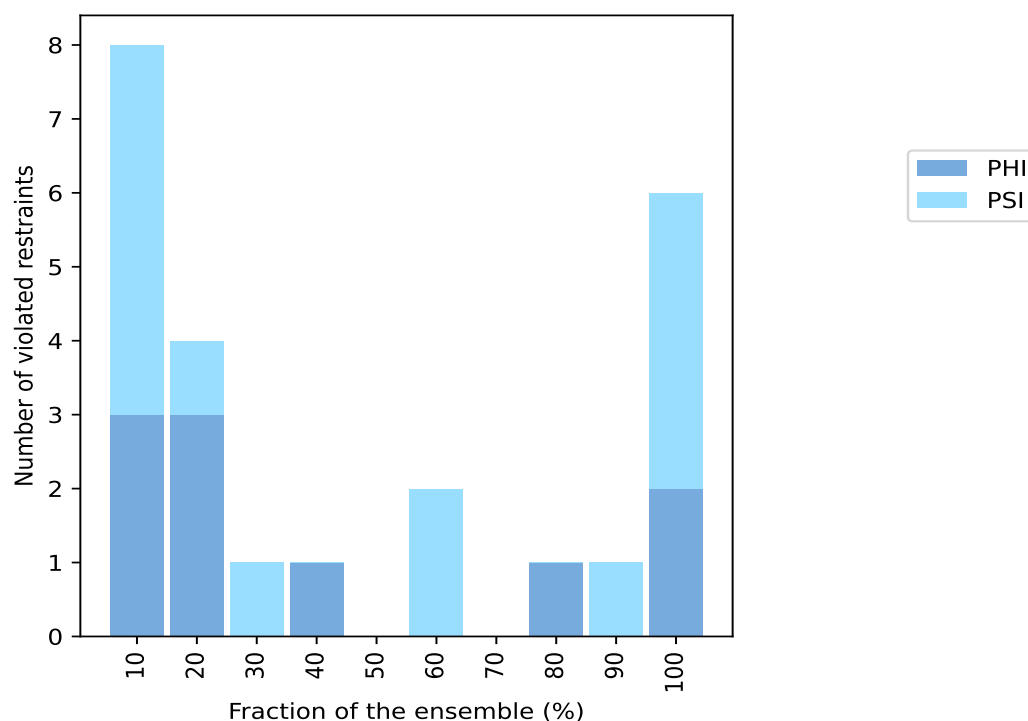
10.3 Dihedral-angle violation statistics for the ensemble [i](#)

Violation analysis may find that some restraints are violated in very few models and some are violated in most of models. The following table provides this information as number of violated restraints for a given fraction of ensemble.

Number of violated restraints			Fraction of the ensemble	
PHI	PSI	Total	Count ¹	%
3	5	8	1	10.0
3	1	4	2	20.0
0	1	1	3	30.0
1	0	1	4	40.0
0	0	0	5	50.0
0	2	2	6	60.0
0	0	0	7	70.0
1	0	1	8	80.0
0	1	1	9	90.0
2	4	6	10	100.0

¹ Number of models with violations

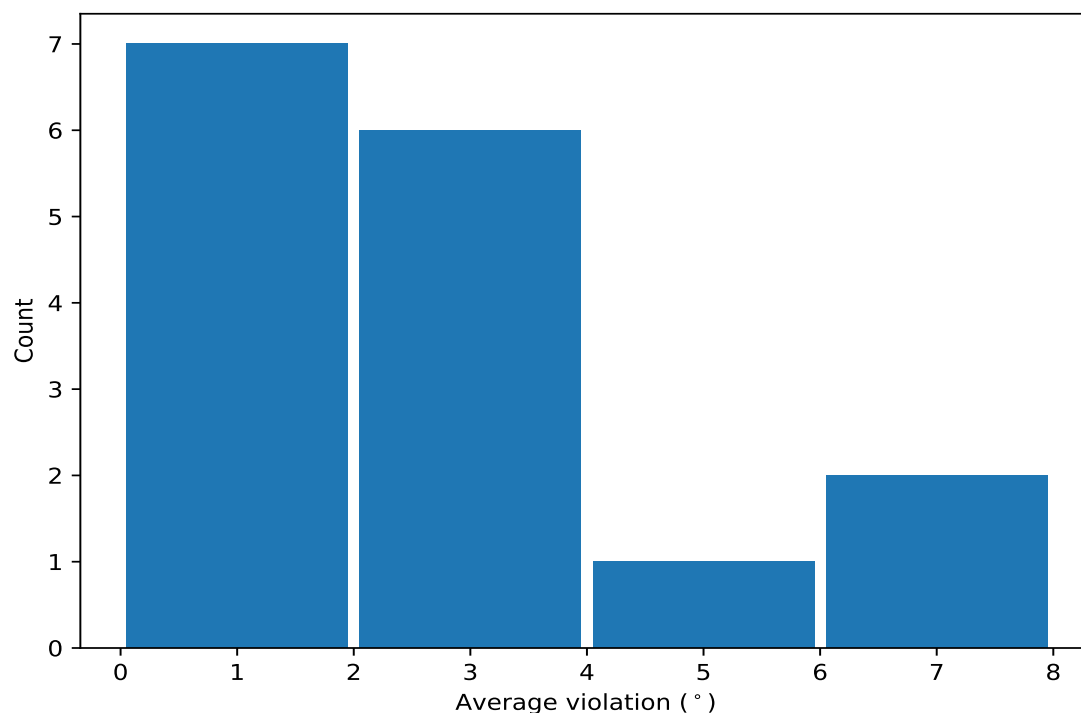
10.3.1 Bar graph : Dihedral-angle Violation statistics for the ensemble [i](#)



10.4 Most violated dihedral-angle restraints in the ensemble [i](#)

10.4.1 Histogram : Distribution of mean dihedral-angle violations [i](#)

The following histogram shows the distribution of the average value of the violation. The average is calculated for each restraint that is violated in more than one model over all the violated models in the ensemble



10.4.2 Table: Most violated dihedral-angle restraints [i](#)

The following table provides the mean and the standard deviation of the violation for each restraint sorted by number of violated models and the mean value. The Key (restraint list ID, restraint ID) is the unique identifier for a given restraint.

Key	Atom-1	Atom-2	Atom-3	Atom-4	Models ¹	Mean	SD ²	Median
(1,19)	1:20:A:SER:C	1:21:A:ASN:N	1:21:A:ASN:CA	1:21:A:ASN:C	10	6.37	1.59	6.02
(1,18)	1:20:A:SER:N	1:20:A:SER:CA	1:20:A:SER:C	1:21:A:ASN:N	10	6.14	1.46	6.01
(1,30)	1:27:A:LEU:N	1:27:A:LEU:CA	1:27:A:LEU:C	1:28:A:SER:N	10	4.39	1.31	4.48
(2,50)	2:40:B:GLN:N	2:40:B:GLN:CA	2:40:B:GLN:C	2:41:B:SER:N	10	3.67	1.15	3.8
(1,29)	1:26:A:ILE:C	1:27:A:LEU:N	1:27:A:LEU:CA	1:27:A:LEU:C	10	2.35	0.93	2.28
(1,20)	1:21:A:ASN:N	1:21:A:ASN:CA	1:21:A:ASN:C	1:22:A:ASN:N	10	2.08	0.82	1.64
(3,48)	2:40:C:GLN:N	2:40:C:GLN:CA	2:40:C:GLN:C	2:41:C:SER:N	9	3.21	1.02	3.64
(1,7)	1:14:A:ASN:C	1:15:A:PHE:N	1:15:A:PHE:CA	1:15:A:PHE:C	8	1.88	0.61	1.77
(2,10)	2:19:B:LEU:N	2:19:B:LEU:CA	2:19:B:LEU:C	2:20:B:PRO:N	6	3.72	0.98	3.52
(3,6)	2:17:C:VAL:N	2:17:C:VAL:CA	2:17:C:VAL:C	2:18:C:TYR:N	6	2.04	0.72	1.95
(1,27)	1:25:A:ALA:C	1:26:A:ILE:N	1:26:A:ILE:CA	1:26:A:ILE:C	4	1.37	0.25	1.29
(1,6)	1:14:A:ASN:N	1:14:A:ASN:CA	1:14:A:ASN:C	1:15:A:PHE:N	3	1.57	0.2	1.46
(2,11)	2:19:B:LEU:C	2:20:B:PRO:N	2:20:B:PRO:CA	2:20:B:PRO:C	2	1.86	0.45	1.86

Continued on next page...

Continued from previous page...

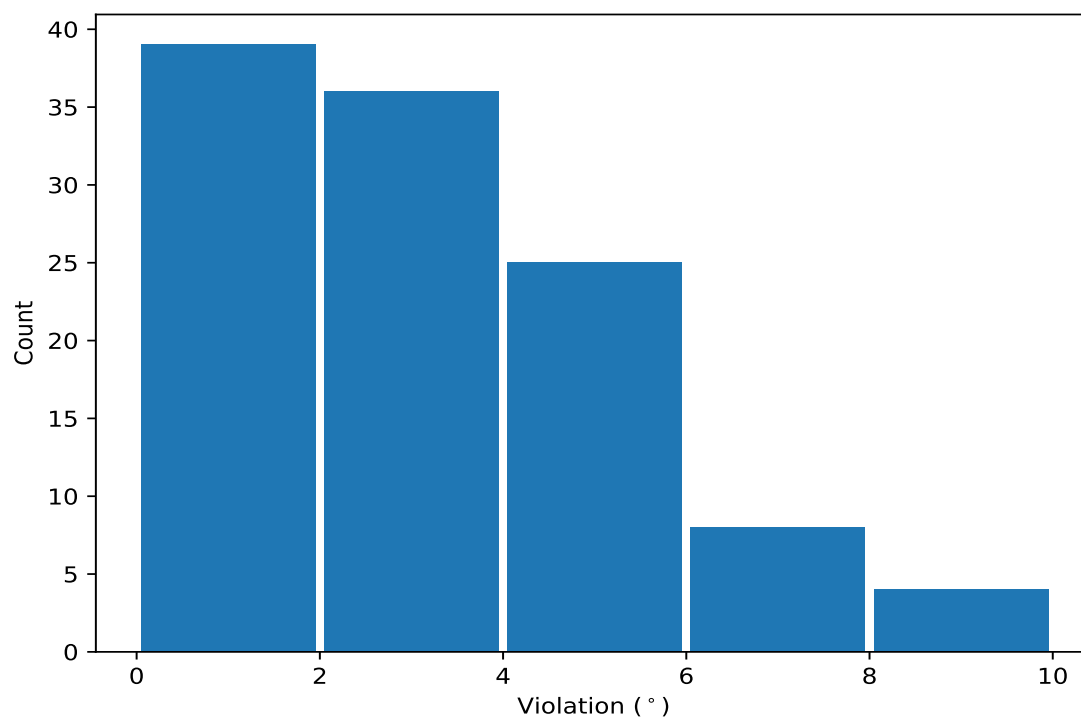
Key	Atom-1	Atom-2	Atom-3	Atom-4	Models ¹	Mean	SD ²	Median
(2,48)	2:39:B:SER:N	2:39:B:SER:CA	2:39:B:SER:C	2:40:B:GLN:N	2	1.74	0.55	1.74
(1,1)	1:11:A:ARG:C	1:12:A:LEU:N	1:12:A:LEU:CA	1:12:A:LEU:C	2	1.35	0.08	1.35
(2,51)	2:40:B:GLN:C	2:41:B:SER:N	2:41:B:SER:CA	2:41:B:SER:C	2	1.05	0.02	1.05

¹ Number of violated models, ²Standard deviation, All angle values are in degree (°)

10.5 All violated dihedral-angle restraints [i](#)

10.5.1 Histogram : Distribution of violations [i](#)

The following histogram shows the distribution of the absolute value of the violation for all violated restraints in the ensemble.



10.5.2 Table: All violated dihedral-angle restraints [i](#)

The following table lists the absolute value of the violation for each restraint in the ensemble sorted by its value. The Key (restraint list ID, restraint ID) is the unique identifier for a given restraint.

Key	Atom-1	Atom-2	Atom-3	Atom-4	Model ID	Violation (°)
(1,19)	1:20:A:SER:C	1:21:A:ASN:N	1:21:A:ASN:CA	1:21:A:ASN:C	3	9.57
(1,18)	1:20:A:SER:N	1:20:A:SER:CA	1:20:A:SER:C	1:21:A:ASN:N	3	8.63
(1,18)	1:20:A:SER:N	1:20:A:SER:CA	1:20:A:SER:C	1:21:A:ASN:N	4	8.45
(1,19)	1:20:A:SER:C	1:21:A:ASN:N	1:21:A:ASN:CA	1:21:A:ASN:C	2	8.2

Continued on next page...

Continued from previous page...

Key	Atom-1	Atom-2	Atom-3	Atom-4	Model ID	Violation (°)
(1,19)	1:20:A:SER:C	1:21:A:ASN:N	1:21:A:ASN:CA	1:21:A:ASN:C	4	7.53
(1,19)	1:20:A:SER:C	1:21:A:ASN:N	1:21:A:ASN:CA	1:21:A:ASN:C	1	7.0
(1,18)	1:20:A:SER:N	1:20:A:SER:CA	1:20:A:SER:C	1:21:A:ASN:N	2	6.81
(1,19)	1:20:A:SER:C	1:21:A:ASN:N	1:21:A:ASN:CA	1:21:A:ASN:C	5	6.48
(1,30)	1:27:A:LEU:N	1:27:A:LEU:CA	1:27:A:LEU:C	1:28:A:SER:N	6	6.42
(1,18)	1:20:A:SER:N	1:20:A:SER:CA	1:20:A:SER:C	1:21:A:ASN:N	1	6.26
(1,18)	1:20:A:SER:N	1:20:A:SER:CA	1:20:A:SER:C	1:21:A:ASN:N	5	6.25
(1,30)	1:27:A:LEU:N	1:27:A:LEU:CA	1:27:A:LEU:C	1:28:A:SER:N	7	6.06
(1,18)	1:20:A:SER:N	1:20:A:SER:CA	1:20:A:SER:C	1:21:A:ASN:N	10	5.77
(2,50)	2:40:B:GLN:N	2:40:B:GLN:CA	2:40:B:GLN:C	2:41:B:SER:N	9	5.69
(1,19)	1:20:A:SER:C	1:21:A:ASN:N	1:21:A:ASN:CA	1:21:A:ASN:C	8	5.55
(1,18)	1:20:A:SER:N	1:20:A:SER:CA	1:20:A:SER:C	1:21:A:ASN:N	9	5.43
(2,10)	2:19:B:LEU:N	2:19:B:LEU:CA	2:19:B:LEU:C	2:20:B:PRO:N	8	5.4
(1,18)	1:20:A:SER:N	1:20:A:SER:CA	1:20:A:SER:C	1:21:A:ASN:N	6	5.32
(2,50)	2:40:B:GLN:N	2:40:B:GLN:CA	2:40:B:GLN:C	2:41:B:SER:N	7	5.12
(1,19)	1:20:A:SER:C	1:21:A:ASN:N	1:21:A:ASN:CA	1:21:A:ASN:C	10	5.06
(1,19)	1:20:A:SER:C	1:21:A:ASN:N	1:21:A:ASN:CA	1:21:A:ASN:C	6	4.85
(1,18)	1:20:A:SER:N	1:20:A:SER:CA	1:20:A:SER:C	1:21:A:ASN:N	8	4.83
(1,19)	1:20:A:SER:C	1:21:A:ASN:N	1:21:A:ASN:CA	1:21:A:ASN:C	7	4.77
(1,19)	1:20:A:SER:C	1:21:A:ASN:N	1:21:A:ASN:CA	1:21:A:ASN:C	9	4.69
(1,30)	1:27:A:LEU:N	1:27:A:LEU:CA	1:27:A:LEU:C	1:28:A:SER:N	8	4.63
(1,30)	1:27:A:LEU:N	1:27:A:LEU:CA	1:27:A:LEU:C	1:28:A:SER:N	9	4.58
(1,30)	1:27:A:LEU:N	1:27:A:LEU:CA	1:27:A:LEU:C	1:28:A:SER:N	4	4.56
(2,10)	2:19:B:LEU:N	2:19:B:LEU:CA	2:19:B:LEU:C	2:20:B:PRO:N	4	4.45
(1,30)	1:27:A:LEU:N	1:27:A:LEU:CA	1:27:A:LEU:C	1:28:A:SER:N	10	4.41
(1,29)	1:26:A:ILE:C	1:27:A:LEU:N	1:27:A:LEU:CA	1:27:A:LEU:C	1	4.41
(3,48)	2:40:C:GLN:N	2:40:C:GLN:CA	2:40:C:GLN:C	2:41:C:SER:N	2	4.32
(3,48)	2:40:C:GLN:N	2:40:C:GLN:CA	2:40:C:GLN:C	2:41:C:SER:N	3	4.32
(1,30)	1:27:A:LEU:N	1:27:A:LEU:CA	1:27:A:LEU:C	1:28:A:SER:N	3	4.31
(1,20)	1:21:A:ASN:N	1:21:A:ASN:CA	1:21:A:ASN:C	1:22:A:ASN:N	8	4.17
(3,48)	2:40:C:GLN:N	2:40:C:GLN:CA	2:40:C:GLN:C	2:41:C:SER:N	10	4.14
(2,50)	2:40:B:GLN:N	2:40:B:GLN:CA	2:40:B:GLN:C	2:41:B:SER:N	3	4.11
(1,30)	1:27:A:LEU:N	1:27:A:LEU:CA	1:27:A:LEU:C	1:28:A:SER:N	5	4.01
(2,50)	2:40:B:GLN:N	2:40:B:GLN:CA	2:40:B:GLN:C	2:41:B:SER:N	5	3.95
(1,2)	1:12:A:LEU:N	1:12:A:LEU:CA	1:12:A:LEU:C	1:13:A:ALA:N	3	3.89
(2,50)	2:40:B:GLN:N	2:40:B:GLN:CA	2:40:B:GLN:C	2:41:B:SER:N	4	3.85
(3,24)	2:27:C:LEU:N	2:27:C:LEU:CA	2:27:C:LEU:C	2:28:C:CYS:N	4	3.83
(2,10)	2:19:B:LEU:N	2:19:B:LEU:CA	2:19:B:LEU:C	2:20:B:PRO:N	10	3.79
(2,50)	2:40:B:GLN:N	2:40:B:GLN:CA	2:40:B:GLN:C	2:41:B:SER:N	2	3.76
(3,48)	2:40:C:GLN:N	2:40:C:GLN:CA	2:40:C:GLN:C	2:41:C:SER:N	9	3.68
(1,18)	1:20:A:SER:N	1:20:A:SER:CA	1:20:A:SER:C	1:21:A:ASN:N	7	3.66
(3,48)	2:40:C:GLN:N	2:40:C:GLN:CA	2:40:C:GLN:C	2:41:C:SER:N	7	3.64
(1,30)	1:27:A:LEU:N	1:27:A:LEU:CA	1:27:A:LEU:C	1:28:A:SER:N	2	3.51
(1,29)	1:26:A:ILE:C	1:27:A:LEU:N	1:27:A:LEU:CA	1:27:A:LEU:C	10	3.35
(2,50)	2:40:B:GLN:N	2:40:B:GLN:CA	2:40:B:GLN:C	2:41:B:SER:N	1	3.27
(3,6)	2:17:C:VAL:N	2:17:C:VAL:CA	2:17:C:VAL:C	2:18:C:TYR:N	10	3.25
(2,10)	2:19:B:LEU:N	2:19:B:LEU:CA	2:19:B:LEU:C	2:20:B:PRO:N	1	3.24
(2,50)	2:40:B:GLN:N	2:40:B:GLN:CA	2:40:B:GLN:C	2:41:B:SER:N	10	3.2
(1,7)	1:14:A:ASN:C	1:15:A:PHE:N	1:15:A:PHE:CA	1:15:A:PHE:C	10	3.0
(2,10)	2:19:B:LEU:N	2:19:B:LEU:CA	2:19:B:LEU:C	2:20:B:PRO:N	5	2.88
(1,20)	1:21:A:ASN:N	1:21:A:ASN:CA	1:21:A:ASN:C	1:22:A:ASN:N	6	2.73

Continued on next page...

Continued from previous page...

Key	Atom-1	Atom-2	Atom-3	Atom-4	Model ID	Violation (°)
(3,48)	2:40:C:GLN:N	2:40:C:GLN:CA	2:40:C:GLN:C	2:41:C:SER:N	5	2.63
(1,29)	1:26:A:ILE:C	1:27:A:LEU:N	1:27:A:LEU:CA	1:27:A:LEU:C	4	2.62
(3,6)	2:17:C:VAL:N	2:17:C:VAL:CA	2:17:C:VAL:C	2:18:C:TYR:N	5	2.6
(3,48)	2:40:C:GLN:N	2:40:C:GLN:CA	2:40:C:GLN:C	2:41:C:SER:N	8	2.53
(2,10)	2:19:B:LEU:N	2:19:B:LEU:CA	2:19:B:LEU:C	2:20:B:PRO:N	7	2.53
(1,7)	1:14:A:ASN:C	1:15:A:PHE:N	1:15:A:PHE:CA	1:15:A:PHE:C	6	2.53
(1,29)	1:26:A:ILE:C	1:27:A:LEU:N	1:27:A:LEU:CA	1:27:A:LEU:C	5	2.52
(3,48)	2:40:C:GLN:N	2:40:C:GLN:CA	2:40:C:GLN:C	2:41:C:SER:N	1	2.48
(1,20)	1:21:A:ASN:N	1:21:A:ASN:CA	1:21:A:ASN:C	1:22:A:ASN:N	1	2.47
(2,11)	2:19:B:LEU:C	2:20:B:PRO:N	2:20:B:PRO:CA	2:20:B:PRO:C	8	2.32
(2,48)	2:39:B:SER:N	2:39:B:SER:CA	2:39:B:SER:C	2:40:B:GLN:N	3	2.29
(1,29)	1:26:A:ILE:C	1:27:A:LEU:N	1:27:A:LEU:CA	1:27:A:LEU:C	3	2.29
(1,29)	1:26:A:ILE:C	1:27:A:LEU:N	1:27:A:LEU:CA	1:27:A:LEU:C	2	2.28
(1,7)	1:14:A:ASN:C	1:15:A:PHE:N	1:15:A:PHE:CA	1:15:A:PHE:C	3	2.19
(2,50)	2:40:B:GLN:N	2:40:B:GLN:CA	2:40:B:GLN:C	2:41:B:SER:N	8	2.15
(1,20)	1:21:A:ASN:N	1:21:A:ASN:CA	1:21:A:ASN:C	1:22:A:ASN:N	4	2.14
(3,6)	2:17:C:VAL:N	2:17:C:VAL:CA	2:17:C:VAL:C	2:18:C:TYR:N	1	2.03
(1,29)	1:26:A:ILE:C	1:27:A:LEU:N	1:27:A:LEU:CA	1:27:A:LEU:C	8	2.0
(1,7)	1:14:A:ASN:C	1:15:A:PHE:N	1:15:A:PHE:CA	1:15:A:PHE:C	1	1.92
(3,6)	2:17:C:VAL:N	2:17:C:VAL:CA	2:17:C:VAL:C	2:18:C:TYR:N	2	1.88
(1,6)	1:14:A:ASN:N	1:14:A:ASN:CA	1:14:A:ASN:C	1:15:A:PHE:N	10	1.85
(1,8)	1:15:A:PHE:N	1:15:A:PHE:CA	1:15:A:PHE:C	1:16:A:LEU:N	4	1.81
(1,27)	1:25:A:ALA:C	1:26:A:ILE:N	1:26:A:ILE:CA	1:26:A:ILE:C	1	1.77
(1,20)	1:21:A:ASN:N	1:21:A:ASN:CA	1:21:A:ASN:C	1:22:A:ASN:N	3	1.66
(2,50)	2:40:B:GLN:N	2:40:B:GLN:CA	2:40:B:GLN:C	2:41:B:SER:N	6	1.64
(1,20)	1:21:A:ASN:N	1:21:A:ASN:CA	1:21:A:ASN:C	1:22:A:ASN:N	7	1.63
(1,7)	1:14:A:ASN:C	1:15:A:PHE:N	1:15:A:PHE:CA	1:15:A:PHE:C	4	1.62
(1,20)	1:21:A:ASN:N	1:21:A:ASN:CA	1:21:A:ASN:C	1:22:A:ASN:N	10	1.61
(1,29)	1:26:A:ILE:C	1:27:A:LEU:N	1:27:A:LEU:CA	1:27:A:LEU:C	6	1.56
(1,20)	1:21:A:ASN:N	1:21:A:ASN:CA	1:21:A:ASN:C	1:22:A:ASN:N	5	1.51
(1,6)	1:14:A:ASN:N	1:14:A:ASN:CA	1:14:A:ASN:C	1:15:A:PHE:N	6	1.46
(1,20)	1:21:A:ASN:N	1:21:A:ASN:CA	1:21:A:ASN:C	1:22:A:ASN:N	9	1.45
(1,20)	1:21:A:ASN:N	1:21:A:ASN:CA	1:21:A:ASN:C	1:22:A:ASN:N	2	1.44
(1,29)	1:26:A:ILE:C	1:27:A:LEU:N	1:27:A:LEU:CA	1:27:A:LEU:C	7	1.43
(1,1)	1:11:A:ARG:C	1:12:A:LEU:N	1:12:A:LEU:CA	1:12:A:LEU:C	6	1.43
(2,43)	2:35:B:HIS:C	2:36:B:ASP:N	2:36:B:ASP:CA	2:36:B:ASP:C	2	1.42
(2,11)	2:19:B:LEU:C	2:20:B:PRO:N	2:20:B:PRO:CA	2:20:B:PRO:C	10	1.41
(1,27)	1:25:A:ALA:C	1:26:A:ILE:N	1:26:A:ILE:CA	1:26:A:ILE:C	7	1.39
(1,6)	1:14:A:ASN:N	1:14:A:ASN:CA	1:14:A:ASN:C	1:15:A:PHE:N	3	1.39
(1,30)	1:27:A:LEU:N	1:27:A:LEU:CA	1:27:A:LEU:C	1:28:A:SER:N	1	1.37
(1,7)	1:14:A:ASN:C	1:15:A:PHE:N	1:15:A:PHE:CA	1:15:A:PHE:C	5	1.37
(2,73)	2:51:B:LEU:C	2:52:B:ASN:N	2:52:B:ASN:CA	2:52:B:ASN:C	10	1.32
(1,7)	1:14:A:ASN:C	1:15:A:PHE:N	1:15:A:PHE:CA	1:15:A:PHE:C	9	1.31
(3,6)	2:17:C:VAL:N	2:17:C:VAL:CA	2:17:C:VAL:C	2:18:C:TYR:N	4	1.29
(1,1)	1:11:A:ARG:C	1:12:A:LEU:N	1:12:A:LEU:CA	1:12:A:LEU:C	4	1.27
(3,6)	2:17:C:VAL:N	2:17:C:VAL:CA	2:17:C:VAL:C	2:18:C:TYR:N	3	1.19
(2,48)	2:39:B:SER:N	2:39:B:SER:CA	2:39:B:SER:C	2:40:B:GLN:N	9	1.19
(1,27)	1:25:A:ALA:C	1:26:A:ILE:N	1:26:A:ILE:CA	1:26:A:ILE:C	2	1.19
(3,48)	2:40:C:GLN:N	2:40:C:GLN:CA	2:40:C:GLN:C	2:41:C:SER:N	4	1.15
(1,7)	1:14:A:ASN:C	1:15:A:PHE:N	1:15:A:PHE:CA	1:15:A:PHE:C	2	1.14
(2,60)	2:45:B:LEU:N	2:45:B:LEU:CA	2:45:B:LEU:C	2:46:B:ALA:N	2	1.13

Continued on next page...

Continued from previous page...

Key	Atom-1	Atom-2	Atom-3	Atom-4	Model ID	Violation (°)
(1,27)	1:25:A:ALA:C	1:26:A:ILE:N	1:26:A:ILE:CA	1:26:A:ILE:C	3	1.12
(2,51)	2:40:B:GLN:C	2:41:B:SER:N	2:41:B:SER:CA	2:41:B:SER:C	3	1.07
(1,29)	1:26:A:ILE:C	1:27:A:LEU:N	1:27:A:LEU:CA	1:27:A:LEU:C	9	1.06
(2,51)	2:40:B:GLN:C	2:41:B:SER:N	2:41:B:SER:CA	2:41:B:SER:C	2	1.03
(2,49)	2:39:B:SER:C	2:40:B:GLN:N	2:40:B:GLN:CA	2:40:B:GLN:C	2	1.02
(1,32)	1:28:A:SER:N	1:28:A:SER:CA	1:28:A:SER:C	1:29:A:SER:N	7	1.02