



Full wwPDB X-ray Structure Validation Report ⓘ

Mar 19, 2025 – 02:49 AM EDT

PDB ID : 1K1D
Title : Crystal structure of D-hydantoinase
Authors : Cheon, Y.H.; Kim, H.S.; Han, K.H.; Abendroth, J.; Niefind, K.; Schomburg, D.; Wang, J.; Kim, Y.
Deposited on : 2001-09-25
Resolution : 3.01 Å(reported)

This is a Full wwPDB X-ray Structure Validation Report for a publicly released PDB entry.

We welcome your comments at validation@mail.wwpdb.org

A user guide is available at

<https://www.wwpdb.org/validation/2017/XrayValidationReportHelp>

with specific help available everywhere you see the ⓘ symbol.

The types of validation reports are described at

<http://www.wwpdb.org/validation/2017/FAQs#types>.

The following versions of software and data (see [references ⓘ](#)) were used in the production of this report:

MolProbity	:	4.02b-467
Mogul	:	2022.3.0, CSD as543be (2022)
Xtriage (Phenix)	:	1.21
EDS	:	3.0
Percentile statistics	:	20231227.v01 (using entries in the PDB archive December 27th 2023)
CCP4	:	9.0.004 (Gargrove)
Density-Fitness	:	1.0.11
Ideal geometry (proteins)	:	Engh & Huber (2001)
Ideal geometry (DNA, RNA)	:	Parkinson et al. (1996)
Validation Pipeline (wwPDB-VP)	:	2.41.4

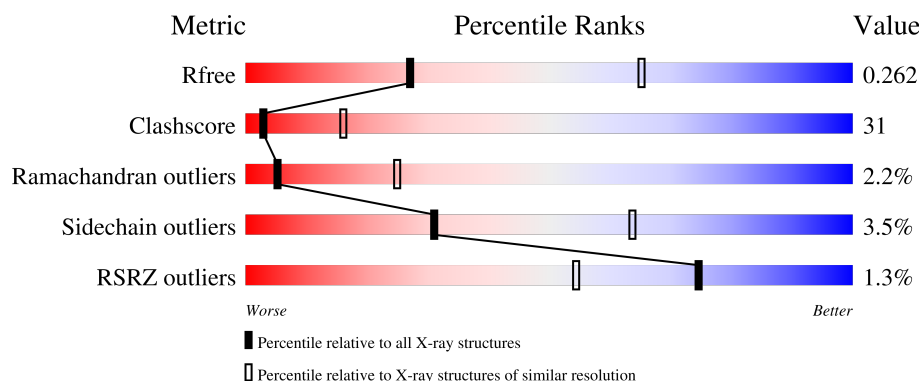
1 Overall quality at a glance

The following experimental techniques were used to determine the structure:

X-RAY DIFFRACTION

The reported resolution of this entry is 3.01 Å.

Percentile scores (ranging between 0-100) for global validation metrics of the entry are shown in the following graphic. The table shows the number of entries on which the scores are based.



Metric	Whole archive (#Entries)	Similar resolution (#Entries, resolution range(Å))
R_{free}	164625	2927 (3.04-3.00)
Clashscore	180529	3300 (3.04-3.00)
Ramachandran outliers	177936	3188 (3.04-3.00)
Sidechain outliers	177891	3191 (3.04-3.00)
RSRZ outliers	164620	2939 (3.04-3.00)

The table below summarises the geometric issues observed across the polymeric chains and their fit to the electron density. The red, orange, yellow and green segments of the lower bar indicate the fraction of residues that contain outliers for ≥ 3 , 2, 1 and 0 types of geometric quality criteria respectively. A grey segment represents the fraction of residues that are not modelled. The numeric value for each fraction is indicated below the corresponding segment, with a dot representing fractions $\leq 5\%$. The upper red bar (where present) indicates the fraction of residues that have poor fit to the electron density. The numeric value is given above the bar.

Mol	Chain	Length	Quality of chain
1	A	460	<div> <div>2%</div> <div>52%</div> <div>44%</div> <div>.</div> </div>
1	B	460	<div> <div>2%</div> <div>53%</div> <div>42%</div> <div>.</div> </div>
1	C	460	<div> <div>2%</div> <div>54%</div> <div>42%</div> <div>.</div> </div>
1	D	460	<div> <div>2%</div> <div>52%</div> <div>45%</div> <div>.</div> </div>
1	E	460	<div> <div>2%</div> <div>54%</div> <div>42%</div> <div>.</div> </div>

Continued on next page...

Continued from previous page...

Mol	Chain	Length	Quality of chain
1	F	460	 2% 52% 45%
1	G	460	 1% 54% 43%
1	H	460	 1% 52% 44%

2 Entry composition [i](#)

There are 2 unique types of molecules in this entry. The entry contains 28496 atoms, of which 0 are hydrogens and 0 are deuteriums.

In the tables below, the ZeroOcc column contains the number of atoms modelled with zero occupancy, the AltConf column contains the number of residues with at least one atom in alternate conformation and the Trace column contains the number of residues modelled with at most 2 atoms.

- Molecule 1 is a protein called D-hydantoinase.

Mol	Chain	Residues	Atoms					ZeroOcc	AltConf	Trace
1	A	460	Total	C	N	O	S	0	0	0
			3560	2271	591	682	16			
1	B	460	Total	C	N	O	S	0	0	0
			3560	2271	591	682	16			
1	C	460	Total	C	N	O	S	0	0	0
			3560	2271	591	682	16			
1	D	460	Total	C	N	O	S	0	0	0
			3560	2271	591	682	16			
1	E	460	Total	C	N	O	S	0	0	0
			3560	2271	591	682	16			
1	F	460	Total	C	N	O	S	0	0	0
			3560	2271	591	682	16			
1	G	460	Total	C	N	O	S	0	0	0
			3560	2271	591	682	16			
1	H	460	Total	C	N	O	S	0	0	0
			3560	2271	591	682	16			

- Molecule 2 is ZINC ION (three-letter code: ZN) (formula: Zn).

Mol	Chain	Residues	Atoms		ZeroOcc	AltConf
2	A	2	Total	Zn	0	0
			2	2		
2	B	2	Total	Zn	0	0
			2	2		
2	C	2	Total	Zn	0	0
			2	2		
2	D	2	Total	Zn	0	0
			2	2		
2	E	2	Total	Zn	0	0
			2	2		
2	F	2	Total	Zn	0	0
			2	2		

Continued on next page...

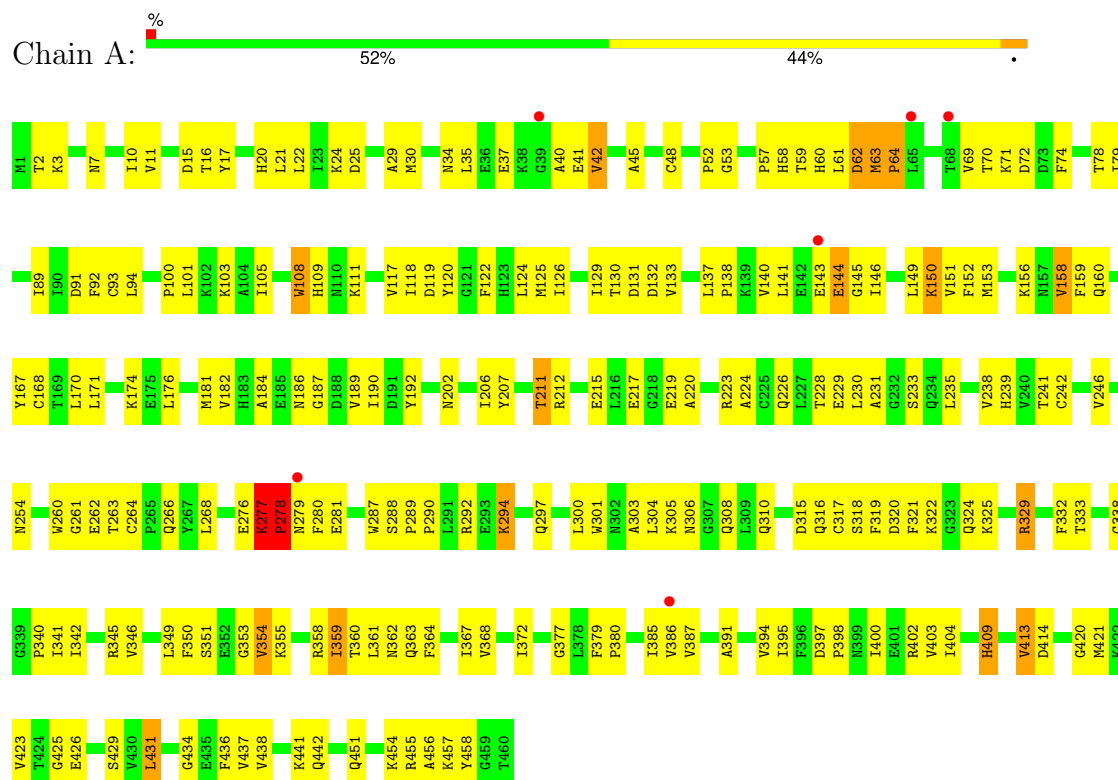
Continued from previous page...

Mol	Chain	Residues	Atoms		ZeroOcc	AltConf
2	G	2	Total 2	Zn 2	0	0
2	H	2	Total 2	Zn 2	0	0

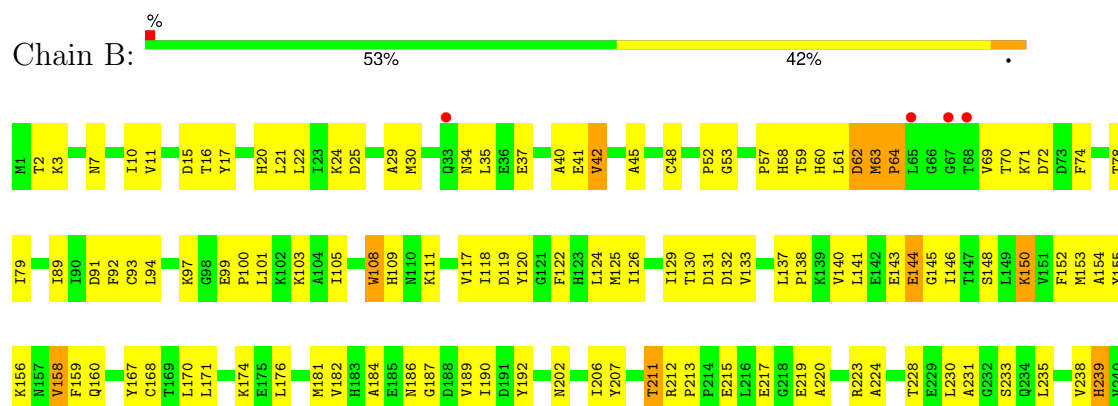
3 Residue-property plots

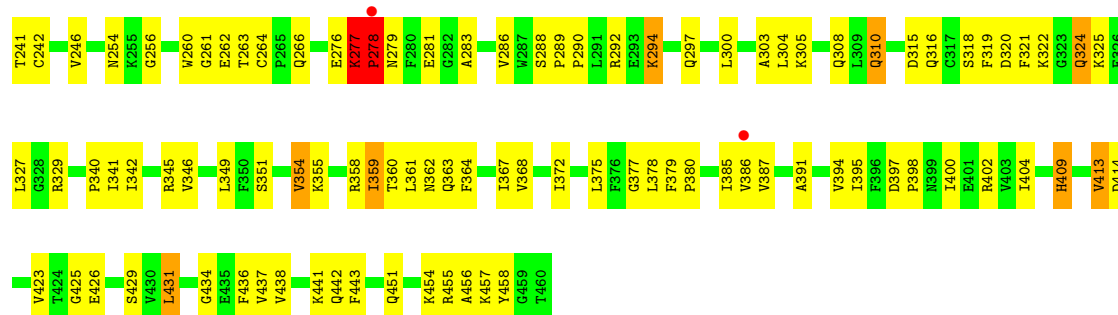
These plots are drawn for all protein, RNA, DNA and oligosaccharide chains in the entry. The first graphic for a chain summarises the proportions of the various outlier classes displayed in the second graphic. The second graphic shows the sequence view annotated by issues in geometry and electron density. Residues are color-coded according to the number of geometric quality criteria for which they contain at least one outlier: green = 0, yellow = 1, orange = 2 and red = 3 or more. A red dot above a residue indicates a poor fit to the electron density ($RSRZ > 2$). Stretches of 2 or more consecutive residues without any outlier are shown as a green connector. Residues present in the sample, but not in the model, are shown in grey.

• Molecule 1: D-hydantoinase

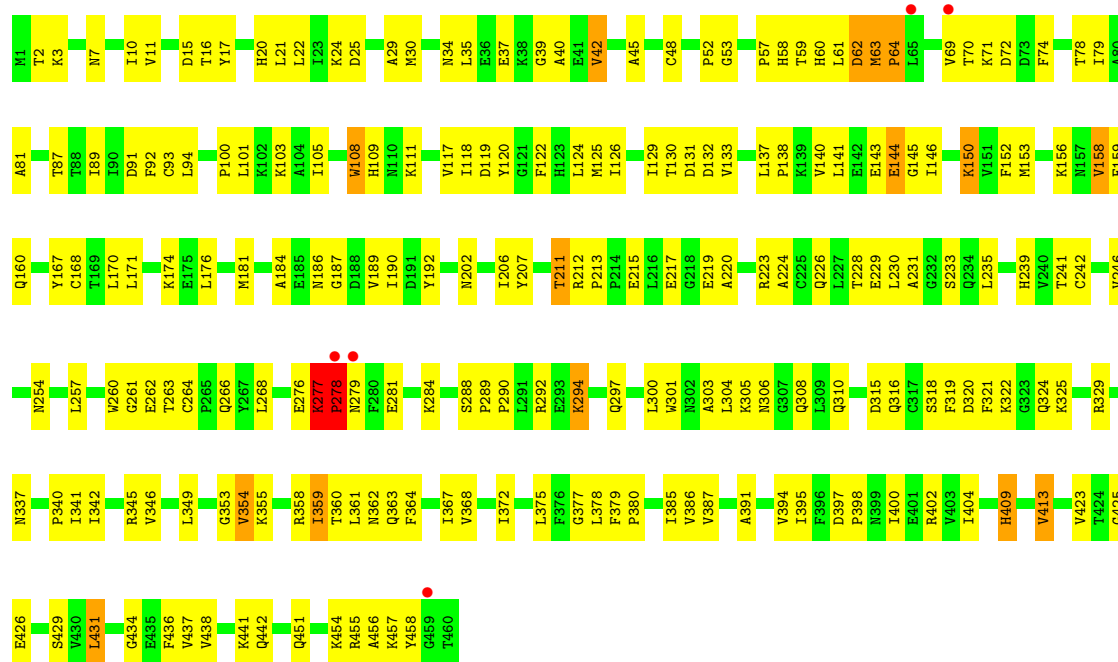


• Molecule 1: D-hydantoinase

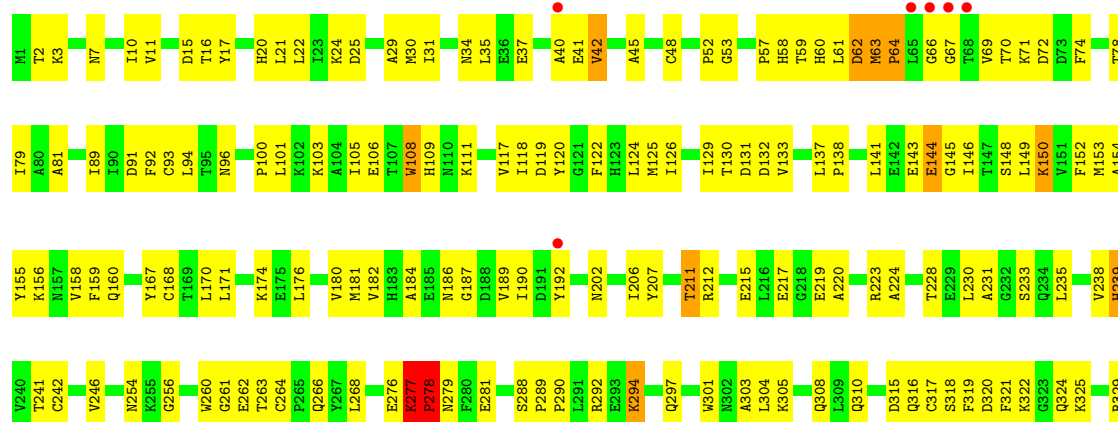


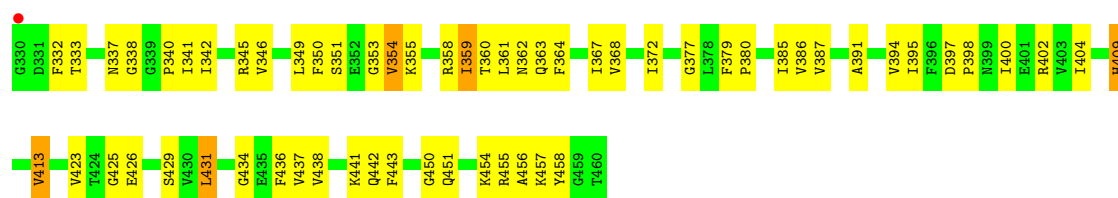


• Molecule 1: D-hydantoinase

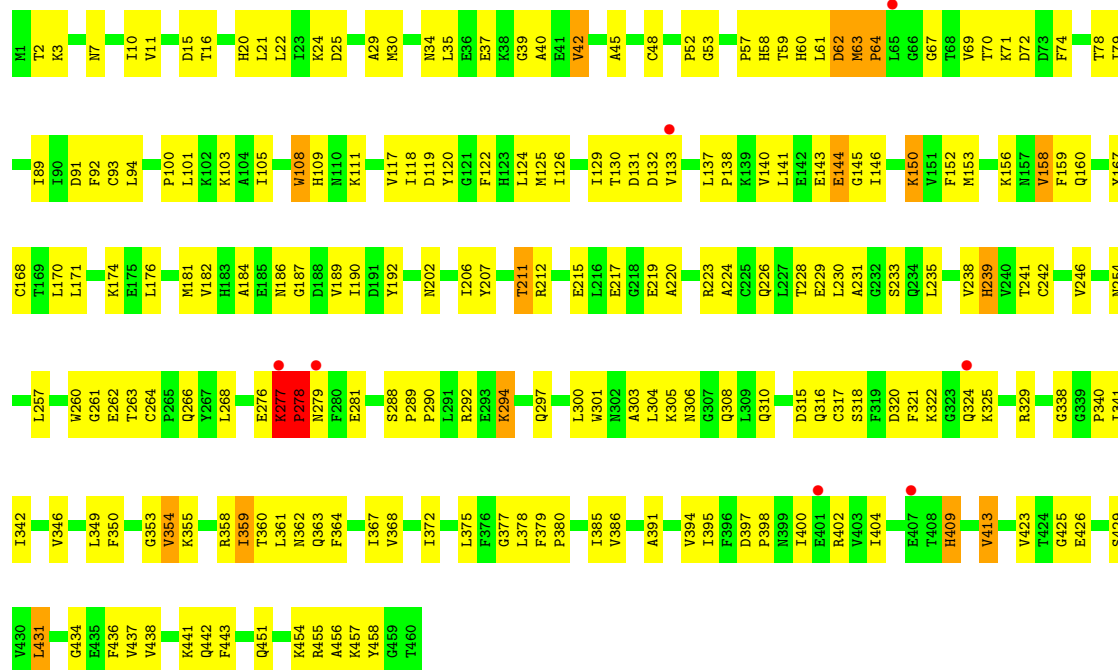


• Molecule 1: D-hydantoinase

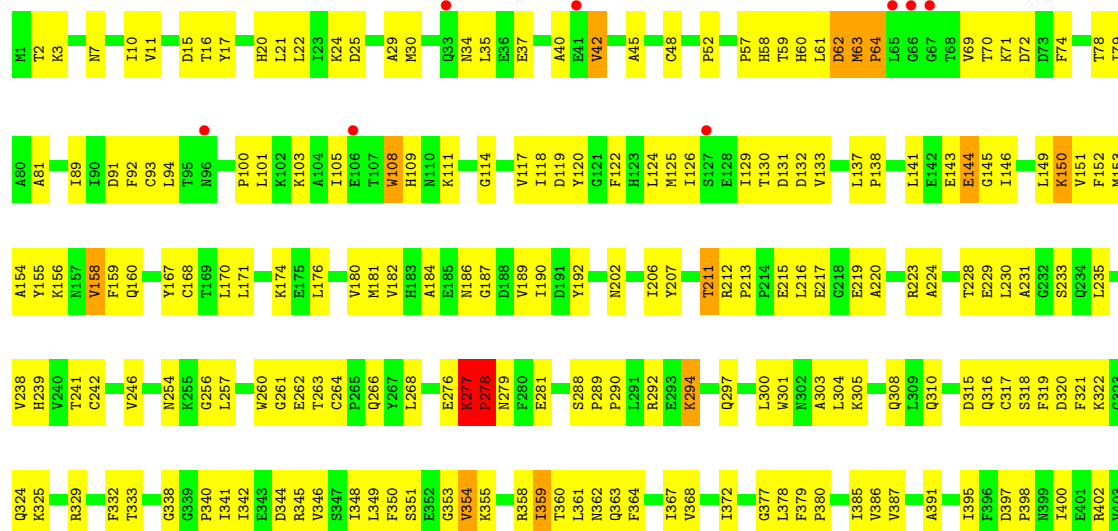




• Molecule 1: D-hydantoinase

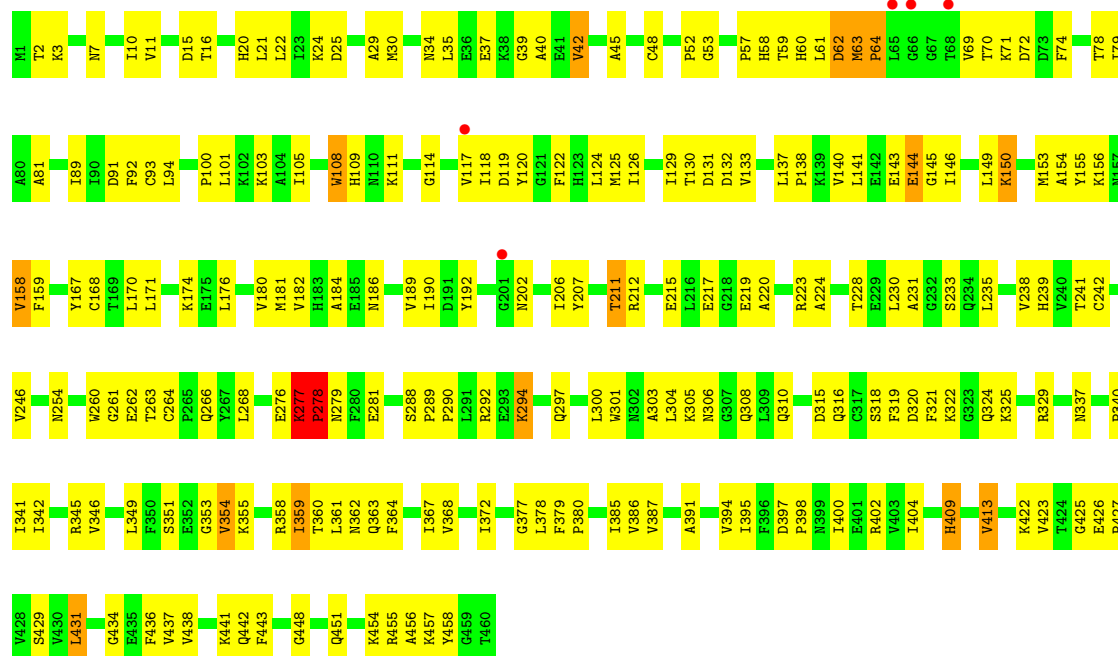


• Molecule 1: D-hydantoinase

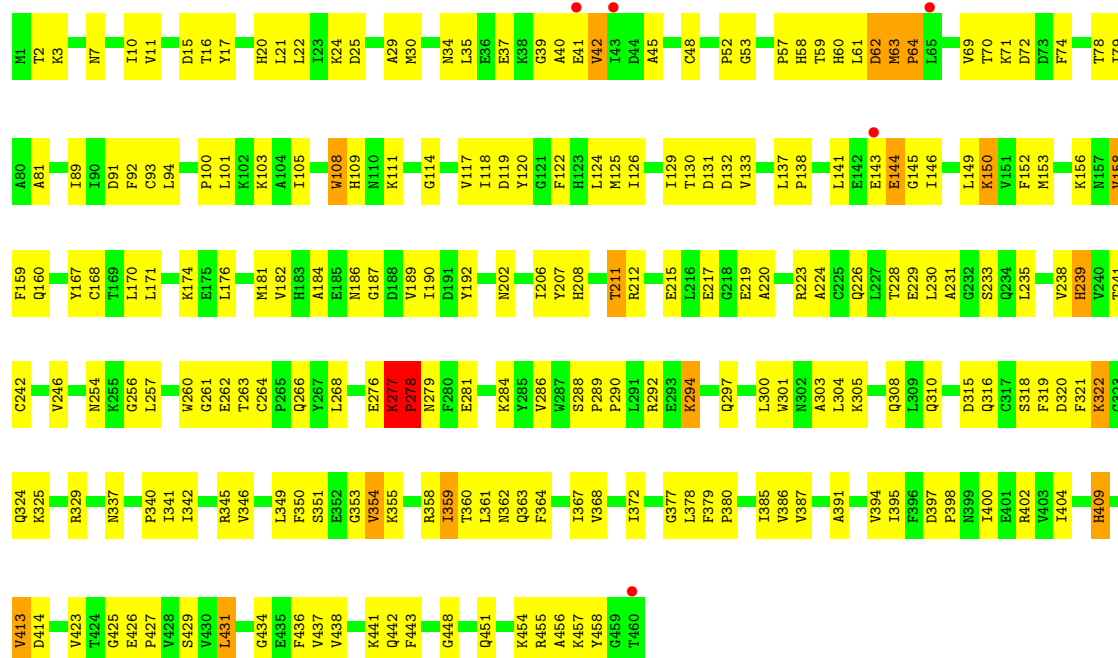




• Molecule 1: D-hydantoinase



• Molecule 1: D-hydantoinase



4 Data and refinement statistics

Property	Value	Source
Space group	C 1 2 1	Depositor
Cell constants a, b, c, α , β , γ	214.45Å 182.89Å 156.13Å 90.00° 125.27° 90.00°	Depositor
Resolution (Å)	19.97 – 3.01 19.97 – 3.01	Depositor EDS
% Data completeness (in resolution range)	94.8 (19.97-3.01) 94.6 (19.97-3.01)	Depositor EDS
R_{merge}	(Not available)	Depositor
R_{sym}	(Not available)	Depositor
$\langle I/\sigma(I) \rangle$ ¹	1.92 (at 3.04Å)	Xtriage
Refinement program	CNS 1.0	Depositor
R, R_{free}	0.263 , 0.280 0.246 , 0.262	Depositor DCC
R_{free} test set	9595 reflections (9.96%)	wwPDB-VP
Wilson B-factor (Å ²)	53.1	Xtriage
Anisotropy	0.432	Xtriage
Bulk solvent k_{sol} (e/Å ³), B_{sol} (Å ²)	0.35 , 42.2	EDS
L-test for twinning ²	$\langle L \rangle = 0.46$, $\langle L^2 \rangle = 0.29$	Xtriage
Estimated twinning fraction	No twinning to report.	Xtriage
F_o, F_c correlation	0.88	EDS
Total number of atoms	28496	wwPDB-VP
Average B, all atoms (Å ²)	53.0	wwPDB-VP

Xtriage's analysis on translational NCS is as follows: *The largest off-origin peak in the Patterson function is 13.56% of the height of the origin peak. No significant pseudotranslation is detected.*

¹Intensities estimated from amplitudes.

²Theoretical values of $\langle |L| \rangle$, $\langle L^2 \rangle$ for acentric reflections are 0.5, 0.333 respectively for untwinned datasets, and 0.375, 0.2 for perfectly twinned datasets.

5 Model quality

5.1 Standard geometry

Bond lengths and bond angles in the following residue types are not validated in this section: ZN, KCX

The Z score for a bond length (or angle) is the number of standard deviations the observed value is removed from the expected value. A bond length (or angle) with $|Z| > 5$ is considered an outlier worth inspection. RMSZ is the root-mean-square of all Z scores of the bond lengths (or angles).

Mol	Chain	Bond lengths		Bond angles	
		RMSZ	$\# Z > 5$	RMSZ	$\# Z > 5$
1	A	0.43	0/3619	0.72	2/4898 (0.0%)
1	B	0.44	1/3619 (0.0%)	0.73	2/4898 (0.0%)
1	C	0.44	0/3619	0.73	2/4898 (0.0%)
1	D	0.43	1/3619 (0.0%)	0.73	2/4898 (0.0%)
1	E	0.43	0/3619	0.73	2/4898 (0.0%)
1	F	0.45	0/3619	0.73	2/4898 (0.0%)
1	G	0.44	0/3619	0.73	2/4898 (0.0%)
1	H	0.43	0/3619	0.73	2/4898 (0.0%)
All	All	0.43	2/28952 (0.0%)	0.73	16/39184 (0.0%)

All (2) bond length outliers are listed below:

Mol	Chain	Res	Type	Atoms	Z	Observed(Å)	Ideal(Å)
1	B	148	SER	C-N	-5.91	1.20	1.34
1	D	148	SER	C-N	-5.17	1.22	1.34

All (16) bond angle outliers are listed below:

Mol	Chain	Res	Type	Atoms	Z	Observed(°)	Ideal(°)
1	D	277	LYS	C-N-CD	-17.61	81.87	120.60
1	C	277	LYS	C-N-CD	-17.58	81.93	120.60
1	H	277	LYS	C-N-CD	-17.56	81.96	120.60
1	F	277	LYS	C-N-CD	-17.51	82.07	120.60
1	E	277	LYS	C-N-CD	-17.49	82.12	120.60
1	G	277	LYS	C-N-CD	-17.45	82.20	120.60
1	B	277	LYS	C-N-CD	-17.38	82.36	120.60
1	A	277	LYS	C-N-CD	-17.23	82.69	120.60
1	C	277	LYS	C-N-CA	8.83	159.09	122.00
1	H	277	LYS	C-N-CA	8.78	158.89	122.00
1	D	277	LYS	C-N-CA	8.74	158.69	122.00

Continued on next page...

Continued from previous page...

Mol	Chain	Res	Type	Atoms	Z	Observed(°)	Ideal(°)
1	E	277	LYS	C-N-CA	8.71	158.59	122.00
1	B	277	LYS	C-N-CA	8.70	158.54	122.00
1	A	277	LYS	C-N-CA	8.62	158.21	122.00
1	G	277	LYS	C-N-CA	8.62	158.21	122.00
1	F	277	LYS	C-N-CA	8.54	157.85	122.00

There are no chirality outliers.

There are no planarity outliers.

5.2 Too-close contacts [i](#)

In the following table, the Non-H and H(model) columns list the number of non-hydrogen atoms and hydrogen atoms in the chain respectively. The H(added) column lists the number of hydrogen atoms added and optimized by MolProbity. The Clashes column lists the number of clashes within the asymmetric unit, whereas Symm-Clashes lists symmetry-related clashes.

Mol	Chain	Non-H	H(model)	H(added)	Clashes	Symm-Clashes
1	A	3560	0	3549	247	0
1	B	3560	0	3549	220	0
1	C	3560	0	3550	235	0
1	D	3560	0	3549	255	0
1	E	3560	0	3550	228	0
1	F	3560	0	3550	247	0
1	G	3560	0	3549	229	0
1	H	3560	0	3549	229	0
2	A	2	0	0	0	0
2	B	2	0	0	0	0
2	C	2	0	0	0	0
2	D	2	0	0	0	0
2	E	2	0	0	0	0
2	F	2	0	0	0	0
2	G	2	0	0	0	0
2	H	2	0	0	0	0
All	All	28496	0	28395	1791	0

The all-atom clashscore is defined as the number of clashes found per 1000 atoms (including hydrogen atoms). The all-atom clashscore for this structure is 31.

All (1791) close contacts within the same asymmetric unit are listed below, sorted by their clash magnitude.

Atom-1	Atom-2	Interatomic distance (Å)	Clash overlap (Å)
1:C:78:THR:HG21	1:C:117:VAL:H	1.08	1.17
1:A:78:THR:HG21	1:A:117:VAL:H	1.05	1.15
1:A:280:PHE:HB3	1:D:67:GLY:HA2	1.29	1.15
1:B:78:THR:HG21	1:B:117:VAL:H	1.06	1.14
1:C:223:ARG:HD3	1:F:223:ARG:HD3	1.32	1.12
1:G:78:THR:HG21	1:G:117:VAL:H	1.08	1.09
1:D:78:THR:HG21	1:D:117:VAL:H	1.06	1.09
1:F:78:THR:HG21	1:F:117:VAL:H	1.03	1.08
1:E:78:THR:HG21	1:E:117:VAL:H	1.06	1.07
1:C:192:TYR:CE2	1:F:129:ILE:HD11	1.89	1.06
1:H:78:THR:HG21	1:H:117:VAL:H	1.07	1.06
1:C:192:TYR:HE2	1:F:129:ILE:HD11	1.12	1.06
1:A:279:ASN:HB3	1:D:66:GLY:H	1.22	1.02
1:A:421:MET:HA	1:D:103:LYS:NZ	1.73	1.02
1:F:261:GLY:H	1:F:310:GLN:NE2	1.58	1.02
1:F:402:ARG:HE	1:F:426:GLU:HB2	1.26	1.00
1:C:261:GLY:H	1:C:310:GLN:NE2	1.59	1.00
1:D:261:GLY:H	1:D:310:GLN:NE2	1.58	1.00
1:E:254:ASN:HD21	1:F:254:ASN:HD21	1.04	1.00
1:H:261:GLY:H	1:H:310:GLN:NE2	1.59	1.00
1:F:78:THR:HG21	1:F:117:VAL:N	1.76	1.00
1:A:278:PRO:HD2	1:A:281:GLU:HB2	1.43	0.99
1:B:261:GLY:H	1:B:310:GLN:NE2	1.59	0.99
1:H:261:GLY:H	1:H:310:GLN:HE21	1.11	0.98
1:G:254:ASN:HD21	1:H:254:ASN:ND2	1.60	0.98
1:H:278:PRO:HD2	1:H:281:GLU:HB2	1.46	0.98
1:B:261:GLY:H	1:B:310:GLN:HE21	1.12	0.97
1:A:261:GLY:H	1:A:310:GLN:NE2	1.61	0.97
1:A:78:THR:HG21	1:A:117:VAL:N	1.79	0.97
1:C:78:THR:HG21	1:C:117:VAL:N	1.80	0.97
1:G:261:GLY:H	1:G:310:GLN:NE2	1.61	0.97
1:A:254:ASN:HD21	1:B:254:ASN:HD21	1.10	0.96
1:G:78:THR:HG21	1:G:117:VAL:N	1.80	0.96
1:C:129:ILE:HD11	1:F:192:TYR:HE2	1.29	0.96
1:D:78:THR:HG23	1:D:118:ILE:HG12	1.48	0.96
1:D:402:ARG:HE	1:D:426:GLU:HB2	1.28	0.96
1:E:261:GLY:H	1:E:310:GLN:NE2	1.61	0.96
1:H:78:THR:HG21	1:H:117:VAL:N	1.79	0.96
1:G:254:ASN:ND2	1:H:254:ASN:HD21	1.63	0.96
1:G:303:ALA:HA	1:G:308:GLN:HG2	1.48	0.96
1:B:402:ARG:HE	1:B:426:GLU:HB2	1.30	0.96
1:E:78:THR:HG23	1:E:118:ILE:HG12	1.47	0.96

Continued on next page...

Continued from previous page...

Atom-1	Atom-2	Interatomic distance (Å)	Clash overlap (Å)
1:B:78:THR:HG21	1:B:117:VAL:N	1.79	0.95
1:C:261:GLY:H	1:C:310:GLN:HE21	1.11	0.95
1:D:78:THR:HG21	1:D:117:VAL:N	1.80	0.95
1:E:78:THR:HG21	1:E:117:VAL:N	1.79	0.95
1:E:303:ALA:HA	1:E:308:GLN:HG2	1.49	0.95
1:A:279:ASN:HB3	1:D:66:GLY:N	1.79	0.95
1:H:78:THR:HG23	1:H:118:ILE:HG12	1.45	0.95
1:C:78:THR:HG23	1:C:118:ILE:HG12	1.48	0.95
1:F:78:THR:HG23	1:F:118:ILE:HG12	1.49	0.95
1:E:207:TYR:O	1:E:211:THR:HB	1.67	0.95
1:B:303:ALA:HA	1:B:308:GLN:HG2	1.48	0.94
1:F:278:PRO:HD2	1:F:281:GLU:HB2	1.45	0.94
1:H:303:ALA:HA	1:H:308:GLN:HG2	1.48	0.94
1:A:303:ALA:HA	1:A:308:GLN:HG2	1.49	0.94
1:B:78:THR:HG23	1:B:118:ILE:HG12	1.50	0.94
1:B:278:PRO:HD2	1:B:281:GLU:HB2	1.50	0.93
1:C:278:PRO:HD2	1:C:281:GLU:HB2	1.49	0.93
1:D:278:PRO:HD2	1:D:281:GLU:HB2	1.48	0.93
1:C:402:ARG:HE	1:C:426:GLU:HB2	1.32	0.93
1:A:402:ARG:HE	1:A:426:GLU:HB2	1.29	0.93
1:G:278:PRO:HD2	1:G:281:GLU:HB2	1.48	0.93
1:C:386:VAL:HG21	1:D:15:ASP:CG	1.88	0.93
1:D:223:ARG:HD3	1:E:223:ARG:HD3	1.49	0.93
1:A:78:THR:HG23	1:A:118:ILE:HG12	1.50	0.93
1:E:402:ARG:HE	1:E:426:GLU:HB2	1.34	0.93
1:A:261:GLY:H	1:A:310:GLN:HE21	1.17	0.93
1:G:402:ARG:HE	1:G:426:GLU:HB2	1.30	0.93
1:H:402:ARG:HE	1:H:426:GLU:HB2	1.30	0.92
1:F:303:ALA:HA	1:F:308:GLN:HG2	1.50	0.92
1:F:261:GLY:H	1:F:310:GLN:HE21	1.14	0.92
1:C:303:ALA:HA	1:C:308:GLN:HG2	1.49	0.92
1:D:303:ALA:HA	1:D:308:GLN:HG2	1.49	0.92
1:E:278:PRO:HD2	1:E:281:GLU:HB2	1.51	0.92
1:G:78:THR:HG23	1:G:118:ILE:HG12	1.47	0.92
1:G:261:GLY:H	1:G:310:GLN:HE21	1.13	0.92
1:D:261:GLY:H	1:D:310:GLN:HE21	1.11	0.91
1:D:192:TYR:HE2	1:E:129:ILE:HD11	1.34	0.91
1:G:207:TYR:O	1:G:211:THR:HB	1.70	0.91
1:D:305:LYS:NZ	1:D:358:ARG:HA	1.86	0.90
1:E:261:GLY:H	1:E:310:GLN:HE21	1.11	0.90
1:B:207:TYR:O	1:B:211:THR:HB	1.71	0.89

Continued on next page...

Continued from previous page...

Atom-1	Atom-2	Interatomic distance (Å)	Clash overlap (Å)
1:G:305:LYS:NZ	1:G:358:ARG:HA	1.87	0.89
1:A:305:LYS:NZ	1:A:358:ARG:HA	1.87	0.89
1:G:263:THR:HG22	1:G:264:CYS:H	1.38	0.89
1:A:280:PHE:CB	1:D:67:GLY:HA2	2.02	0.88
1:E:305:LYS:NZ	1:E:358:ARG:HA	1.88	0.88
1:A:207:TYR:O	1:A:211:THR:HB	1.73	0.88
1:D:207:TYR:O	1:D:211:THR:HB	1.73	0.88
1:C:207:TYR:O	1:C:211:THR:HB	1.72	0.88
1:C:305:LYS:NZ	1:C:358:ARG:HA	1.88	0.87
1:B:305:LYS:NZ	1:B:358:ARG:HA	1.90	0.87
1:F:263:THR:HG22	1:F:264:CYS:H	1.39	0.87
1:C:168:CYS:HG	1:F:192:TYR:HD2	1.19	0.86
1:F:305:LYS:NZ	1:F:358:ARG:HA	1.90	0.86
1:H:207:TYR:O	1:H:211:THR:HB	1.74	0.86
1:F:207:TYR:O	1:F:211:THR:HB	1.75	0.86
1:A:421:MET:HA	1:D:103:LYS:HZ3	1.41	0.86
1:D:263:THR:HG22	1:D:264:CYS:H	1.42	0.85
1:D:129:ILE:HD11	1:E:192:TYR:CE2	2.11	0.85
1:C:263:THR:HG22	1:C:264:CYS:H	1.40	0.85
1:A:263:THR:HG22	1:A:264:CYS:H	1.42	0.84
1:H:305:LYS:NZ	1:H:358:ARG:HA	1.93	0.84
1:B:263:THR:HG22	1:B:264:CYS:H	1.41	0.84
1:H:52:PRO:HG3	1:H:385:ILE:HG13	1.58	0.84
1:F:174:LYS:HB2	1:F:233:SER:HB3	1.60	0.83
1:F:11:VAL:HG11	1:F:361:LEU:HG	1.61	0.83
1:E:59:THR:HG22	1:E:91:ASP:OD2	1.79	0.83
1:D:129:ILE:HD11	1:E:192:TYR:HE2	1.45	0.82
1:H:63:MET:HE1	1:H:94:LEU:HD11	1.61	0.82
1:B:174:LYS:HB2	1:B:233:SER:HB3	1.62	0.82
1:A:11:VAL:HG11	1:A:361:LEU:HG	1.61	0.81
1:A:63:MET:HE1	1:A:94:LEU:HD11	1.63	0.81
1:F:129:ILE:HD13	1:F:168:CYS:CB	2.11	0.81
1:G:129:ILE:HD13	1:G:168:CYS:CB	2.11	0.81
1:A:174:LYS:HB2	1:A:233:SER:HB3	1.61	0.81
1:B:11:VAL:HG11	1:B:361:LEU:HG	1.64	0.80
1:D:129:ILE:HD13	1:D:168:CYS:CB	2.12	0.80
1:G:11:VAL:HG11	1:G:361:LEU:HG	1.63	0.80
1:E:63:MET:HE1	1:E:94:LEU:HD11	1.62	0.80
1:G:174:LYS:HB2	1:G:233:SER:HB3	1.63	0.80
1:A:223:ARG:HD3	1:H:223:ARG:HD3	1.61	0.80
1:C:129:ILE:HD13	1:C:168:CYS:CB	2.11	0.80

Continued on next page...

Continued from previous page...

Atom-1	Atom-2	Interatomic distance (Å)	Clash overlap (Å)
1:D:11:VAL:HG11	1:D:361:LEU:HG	1.62	0.80
1:H:11:VAL:HG11	1:H:361:LEU:HG	1.62	0.80
1:D:167:TYR:CE1	1:D:171:LEU:HD11	2.17	0.79
1:B:129:ILE:HD13	1:B:168:CYS:CB	2.11	0.79
1:A:129:ILE:HD13	1:A:168:CYS:CB	2.12	0.79
1:F:52:PRO:HG3	1:F:385:ILE:HG13	1.64	0.79
1:C:52:PRO:HG3	1:C:385:ILE:HG13	1.64	0.79
1:C:174:LYS:HB2	1:C:233:SER:HB3	1.65	0.79
1:C:59:THR:HG22	1:C:91:ASP:OD2	1.82	0.79
1:B:129:ILE:HD13	1:B:168:CYS:HB2	1.65	0.79
1:H:263:THR:HG22	1:H:264:CYS:H	1.47	0.79
1:A:15:ASP:CG	1:B:386:VAL:HG21	2.04	0.79
1:F:59:THR:HG22	1:F:91:ASP:OD2	1.82	0.79
1:A:167:TYR:CE1	1:A:171:LEU:HD11	2.18	0.79
1:H:167:TYR:CE1	1:H:171:LEU:HD11	2.19	0.78
1:G:263:THR:HG22	1:G:264:CYS:N	1.99	0.78
1:H:129:ILE:HD13	1:H:168:CYS:CB	2.13	0.78
1:D:129:ILE:HD13	1:D:168:CYS:HB2	1.65	0.78
1:H:174:LYS:HB2	1:H:233:SER:HB3	1.64	0.78
1:E:263:THR:HG22	1:E:264:CYS:H	1.49	0.78
1:B:52:PRO:HG3	1:B:385:ILE:HG13	1.65	0.78
1:G:167:TYR:CE1	1:G:171:LEU:HD11	2.19	0.78
1:D:59:THR:HG22	1:D:91:ASP:OD2	1.84	0.78
1:D:174:LYS:HB2	1:D:233:SER:HB3	1.64	0.78
1:F:167:TYR:CE1	1:F:171:LEU:HD11	2.18	0.78
1:E:217:GLU:OE1	1:E:241:THR:HB	1.84	0.77
1:E:52:PRO:HG3	1:E:385:ILE:HG13	1.64	0.77
1:C:11:VAL:HG11	1:C:361:LEU:HG	1.67	0.77
1:A:78:THR:CG2	1:A:117:VAL:H	1.94	0.77
1:B:400:ILE:HD13	1:B:441:LYS:NZ	2.00	0.77
1:C:217:GLU:OE1	1:C:241:THR:HB	1.85	0.77
1:H:400:ILE:HD13	1:H:441:LYS:NZ	1.99	0.77
1:A:52:PRO:HG3	1:A:385:ILE:HG13	1.66	0.77
1:B:167:TYR:CE1	1:B:171:LEU:HD11	2.20	0.77
1:E:174:LYS:HB2	1:E:233:SER:HB3	1.65	0.76
1:F:217:GLU:OE1	1:F:241:THR:HB	1.85	0.76
1:F:129:ILE:HD13	1:F:168:CYS:HB2	1.68	0.76
1:D:52:PRO:HG3	1:D:385:ILE:HG13	1.65	0.76
1:D:263:THR:HG22	1:D:264:CYS:N	2.01	0.76
1:E:11:VAL:HG11	1:E:361:LEU:HG	1.67	0.76
1:E:129:ILE:HD13	1:E:168:CYS:HB2	1.68	0.76

Continued on next page...

Continued from previous page...

Atom-1	Atom-2	Interatomic distance (Å)	Clash overlap (Å)
1:G:3:LYS:HA	1:G:40:ALA:O	1.85	0.76
1:A:386:VAL:HG21	1:B:15:ASP:CG	2.05	0.76
1:G:400:ILE:HD13	1:G:441:LYS:NZ	2.01	0.76
1:A:59:THR:HG22	1:A:91:ASP:OD2	1.85	0.76
1:C:129:ILE:HD13	1:C:168:CYS:HB2	1.68	0.76
1:C:153:MET:HE3	1:C:184:ALA:HA	1.68	0.76
1:E:129:ILE:HD13	1:E:168:CYS:CB	2.15	0.76
1:F:78:THR:CG2	1:F:117:VAL:H	1.93	0.76
1:A:129:ILE:HD13	1:A:168:CYS:HB2	1.66	0.75
1:B:263:THR:HG22	1:B:264:CYS:N	2.00	0.75
1:D:305:LYS:HZ1	1:D:358:ARG:HA	1.50	0.75
1:G:59:THR:HG22	1:G:91:ASP:OD2	1.86	0.75
1:G:129:ILE:HD13	1:G:168:CYS:HB2	1.66	0.75
1:B:3:LYS:HA	1:B:40:ALA:O	1.86	0.75
1:B:63:MET:HE1	1:B:94:LEU:HD11	1.67	0.75
1:B:223:ARG:HD3	1:G:223:ARG:HD3	1.66	0.75
1:F:263:THR:HG22	1:F:264:CYS:N	2.00	0.75
1:E:400:ILE:HD13	1:E:441:LYS:NZ	2.02	0.75
1:A:280:PHE:HB3	1:D:67:GLY:CA	2.11	0.75
1:H:129:ILE:HD13	1:H:168:CYS:HB2	1.69	0.75
1:C:400:ILE:HD13	1:C:441:LYS:NZ	2.00	0.75
1:G:305:LYS:HZ3	1:G:358:ARG:HA	1.52	0.75
1:H:360:THR:HG22	1:H:362:ASN:H	1.52	0.75
1:F:360:THR:HG22	1:F:362:ASN:H	1.49	0.75
1:G:78:THR:CG2	1:G:117:VAL:H	1.95	0.75
1:D:217:GLU:OE1	1:D:241:THR:HB	1.86	0.74
1:B:78:THR:CG2	1:B:117:VAL:H	1.94	0.74
1:C:78:THR:CG2	1:C:117:VAL:H	1.96	0.74
1:F:60:HIS:HB3	1:F:63:MET:HG2	1.70	0.74
1:A:421:MET:HA	1:D:103:LYS:HZ2	1.50	0.74
1:A:263:THR:HG22	1:A:264:CYS:N	2.02	0.74
1:G:52:PRO:HG3	1:G:385:ILE:HG13	1.69	0.74
1:G:360:THR:HG22	1:G:362:ASN:H	1.53	0.74
1:A:60:HIS:HB3	1:A:63:MET:HG2	1.69	0.74
1:C:263:THR:HG22	1:C:264:CYS:N	2.03	0.74
1:H:60:HIS:HB3	1:H:63:MET:HG2	1.68	0.74
1:D:192:TYR:HD2	1:E:168:CYS:HG	1.35	0.74
1:F:402:ARG:NE	1:F:426:GLU:HB2	2.03	0.74
1:H:59:THR:HG22	1:H:91:ASP:OD2	1.88	0.74
1:B:59:THR:HG22	1:B:91:ASP:OD2	1.87	0.73
1:B:360:THR:H	1:B:363:GLN:HB2	1.52	0.73

Continued on next page...

Continued from previous page...

Atom-1	Atom-2	Interatomic distance (Å)	Clash overlap (Å)
1:D:78:THR:CG2	1:D:117:VAL:H	1.95	0.73
1:G:217:GLU:OE1	1:G:241:THR:HB	1.88	0.73
1:B:60:HIS:HB3	1:B:63:MET:HG2	1.69	0.73
1:A:360:THR:HG22	1:A:362:ASN:H	1.53	0.73
1:C:167:TYR:CE1	1:C:171:LEU:HD11	2.23	0.73
1:A:3:LYS:HA	1:A:40:ALA:O	1.89	0.73
1:D:400:ILE:HD13	1:D:441:LYS:NZ	2.02	0.73
1:C:360:THR:HG22	1:C:362:ASN:H	1.52	0.73
1:F:3:LYS:HA	1:F:40:ALA:O	1.89	0.73
1:H:3:LYS:HA	1:H:40:ALA:O	1.88	0.73
1:H:78:THR:CG2	1:H:117:VAL:H	1.95	0.73
1:C:305:LYS:HZ3	1:C:358:ARG:HA	1.50	0.73
1:E:24:LYS:HB2	1:E:29:ALA:HB2	1.71	0.73
1:A:305:LYS:HZ3	1:A:358:ARG:HA	1.53	0.72
1:B:71:LYS:HE3	1:B:320:ASP:OD2	1.88	0.72
1:B:217:GLU:OE1	1:B:241:THR:HB	1.88	0.72
1:D:3:LYS:HA	1:D:40:ALA:O	1.89	0.72
1:A:153:MET:HE3	1:A:184:ALA:HA	1.72	0.72
1:E:3:LYS:HA	1:E:40:ALA:O	1.89	0.72
1:H:78:THR:CG2	1:H:118:ILE:HG12	2.19	0.72
1:E:60:HIS:HB3	1:E:63:MET:HG2	1.71	0.72
1:E:167:TYR:CE1	1:E:171:LEU:HD11	2.25	0.72
1:E:360:THR:HG22	1:E:362:ASN:H	1.55	0.72
1:F:400:ILE:HD13	1:F:441:LYS:NZ	2.05	0.72
1:G:360:THR:H	1:G:363:GLN:HB2	1.54	0.72
1:E:360:THR:H	1:E:363:GLN:HB2	1.54	0.72
1:D:63:MET:HE1	1:D:94:LEU:HD11	1.72	0.72
1:H:24:LYS:HB2	1:H:29:ALA:HB2	1.71	0.72
1:A:400:ILE:HD13	1:A:441:LYS:NZ	2.03	0.72
1:B:192:TYR:HE2	1:G:129:ILE:HD11	1.54	0.72
1:G:402:ARG:NE	1:G:426:GLU:HB2	2.05	0.72
1:D:60:HIS:HB3	1:D:63:MET:HG2	1.72	0.71
1:F:24:LYS:HB2	1:F:29:ALA:HB2	1.72	0.71
1:B:360:THR:HG22	1:B:362:ASN:H	1.55	0.71
1:H:217:GLU:OE1	1:H:241:THR:HB	1.90	0.71
1:C:254:ASN:HD21	1:D:254:ASN:HD21	1.37	0.71
1:G:63:MET:HE1	1:G:94:LEU:HD11	1.73	0.71
1:B:24:LYS:HB2	1:B:29:ALA:HB2	1.73	0.71
1:B:153:MET:HE3	1:B:184:ALA:HA	1.73	0.71
1:C:206:ILE:HD12	1:C:276:GLU:HG2	1.73	0.71
1:C:223:ARG:CD	1:F:223:ARG:HD3	2.17	0.71

Continued on next page...

Continued from previous page...

Atom-1	Atom-2	Interatomic distance (Å)	Clash overlap (Å)
1:H:360:THR:H	1:H:363:GLN:HB2	1.54	0.71
1:A:217:GLU:OE1	1:A:241:THR:HB	1.90	0.71
1:C:3:LYS:HA	1:C:40:ALA:O	1.89	0.71
1:D:57:PRO:HD3	1:D:372:ILE:HD13	1.72	0.71
1:G:60:HIS:HB3	1:G:63:MET:HG2	1.72	0.70
1:A:280:PHE:CB	1:D:67:GLY:CA	2.68	0.70
1:F:305:LYS:HZ1	1:F:358:ARG:HA	1.53	0.70
1:G:24:LYS:HB2	1:G:29:ALA:HB2	1.73	0.70
1:A:24:LYS:HB2	1:A:29:ALA:HB2	1.73	0.70
1:A:402:ARG:NE	1:A:426:GLU:HB2	2.05	0.70
1:C:24:LYS:HB2	1:C:29:ALA:HB2	1.72	0.70
1:D:360:THR:HG22	1:D:362:ASN:H	1.56	0.70
1:D:24:LYS:HB2	1:D:29:ALA:HB2	1.72	0.70
1:D:340:PRO:HB3	1:D:413:VAL:HG21	1.73	0.70
1:B:305:LYS:HZ1	1:B:358:ARG:HA	1.55	0.70
1:F:78:THR:HG22	1:F:117:VAL:HB	1.73	0.70
1:H:263:THR:HG22	1:H:264:CYS:N	2.05	0.70
1:B:206:ILE:HD12	1:B:276:GLU:HG2	1.73	0.70
1:B:400:ILE:HD13	1:B:441:LYS:HZ1	1.56	0.70
1:C:223:ARG:HD3	1:F:223:ARG:CD	2.17	0.70
1:C:306:ASN:ND2	1:D:256:GLY:HA2	2.06	0.70
1:F:340:PRO:HB3	1:F:413:VAL:HG21	1.74	0.70
1:C:340:PRO:HB3	1:C:413:VAL:HG21	1.74	0.70
1:D:360:THR:H	1:D:363:GLN:HB2	1.55	0.70
1:A:206:ILE:HD12	1:A:276:GLU:HG2	1.73	0.69
1:E:78:THR:CG2	1:E:118:ILE:HG12	2.21	0.69
1:B:57:PRO:HD3	1:B:372:ILE:HD13	1.74	0.69
1:C:78:THR:CG2	1:C:118:ILE:HG12	2.22	0.69
1:G:340:PRO:HB3	1:G:413:VAL:HG21	1.73	0.69
1:H:305:LYS:HZ1	1:H:358:ARG:HA	1.55	0.69
1:H:359:ILE:HG22	1:H:360:THR:N	2.06	0.69
1:C:60:HIS:HB3	1:C:63:MET:HG2	1.73	0.69
1:F:359:ILE:HG22	1:F:360:THR:N	2.07	0.69
1:D:78:THR:CG2	1:D:118:ILE:HG12	2.22	0.69
1:D:402:ARG:NE	1:D:426:GLU:HB2	2.05	0.69
1:A:360:THR:H	1:A:363:GLN:HB2	1.58	0.69
1:C:57:PRO:HD3	1:C:372:ILE:HD13	1.73	0.69
1:E:153:MET:HE3	1:E:184:ALA:HA	1.74	0.69
1:H:340:PRO:HB3	1:H:413:VAL:HG21	1.75	0.69
1:A:279:ASN:HB3	1:D:66:GLY:CA	2.23	0.69
1:G:78:THR:CG2	1:G:118:ILE:HG12	2.20	0.69

Continued on next page...

Continued from previous page...

Atom-1	Atom-2	Interatomic distance (Å)	Clash overlap (Å)
1:A:340:PRO:HB3	1:A:413:VAL:HG21	1.74	0.69
1:E:400:ILE:HD13	1:E:441:LYS:HZ1	1.58	0.68
1:D:153:MET:HE2	1:D:184:ALA:HA	1.75	0.68
1:H:71:LYS:HE3	1:H:320:ASP:OD2	1.94	0.68
1:H:402:ARG:NE	1:H:426:GLU:HB2	2.05	0.68
1:B:340:PRO:HB3	1:B:413:VAL:HG21	1.75	0.68
1:E:305:LYS:HZ3	1:E:358:ARG:HA	1.56	0.68
1:F:206:ILE:HD12	1:F:276:GLU:HG2	1.76	0.68
1:F:360:THR:H	1:F:363:GLN:HB2	1.57	0.68
1:G:153:MET:HE3	1:G:184:ALA:HA	1.74	0.68
1:A:403:VAL:HG21	1:D:106:GLU:OE1	1.93	0.68
1:E:78:THR:CG2	1:E:117:VAL:H	1.95	0.68
1:F:57:PRO:HD3	1:F:372:ILE:HD13	1.74	0.68
1:G:71:LYS:HE3	1:G:320:ASP:OD2	1.92	0.68
1:E:263:THR:HG22	1:E:264:CYS:N	2.08	0.68
1:A:420:GLY:C	1:D:103:LYS:HD3	2.13	0.68
1:G:144:GLU:H	1:G:454:LYS:NZ	1.92	0.68
1:G:57:PRO:HD3	1:G:372:ILE:HD13	1.75	0.67
1:A:71:LYS:HE3	1:A:320:ASP:OD2	1.93	0.67
1:C:402:ARG:NE	1:C:426:GLU:HB2	2.07	0.67
1:G:391:ALA:HB3	1:G:434:GLY:N	2.10	0.67
1:A:57:PRO:HD3	1:A:372:ILE:HD13	1.76	0.67
1:G:206:ILE:HD12	1:G:276:GLU:HG2	1.76	0.67
1:H:206:ILE:HD12	1:H:276:GLU:HG2	1.76	0.67
1:B:2:THR:HG21	1:B:37:GLU:OE1	1.93	0.67
1:B:129:ILE:HD11	1:G:192:TYR:HE2	1.59	0.67
1:A:92:PHE:HE2	1:A:150:KCX:HD2	1.59	0.67
1:E:130:THR:HB	1:E:133:VAL:HG23	1.76	0.67
1:E:206:ILE:HD12	1:E:276:GLU:HG2	1.76	0.67
1:E:254:ASN:HD21	1:F:254:ASN:ND2	1.87	0.67
1:H:241:THR:CG2	1:H:292:ARG:HE	2.07	0.67
1:D:2:THR:HG21	1:D:37:GLU:OE1	1.95	0.67
1:D:359:ILE:HG22	1:D:360:THR:N	2.10	0.67
1:E:57:PRO:HD3	1:E:372:ILE:HD13	1.77	0.67
1:E:306:ASN:ND2	1:F:256:GLY:HA2	2.10	0.67
1:H:20:HIS:HD2	1:H:35:LEU:H	1.43	0.67
1:A:78:THR:CG2	1:A:118:ILE:HG12	2.24	0.66
1:A:130:THR:HB	1:A:133:VAL:HG23	1.77	0.66
1:E:359:ILE:HG22	1:E:360:THR:N	2.10	0.66
1:A:279:ASN:CB	1:D:66:GLY:H	2.03	0.66
1:B:402:ARG:NE	1:B:426:GLU:HB2	2.06	0.66

Continued on next page...

Continued from previous page...

Atom-1	Atom-2	Interatomic distance (Å)	Clash overlap (Å)
1:H:130:THR:HB	1:H:133:VAL:HG23	1.78	0.66
1:A:241:THR:CG2	1:A:292:ARG:HE	2.08	0.66
1:B:78:THR:CG2	1:B:118:ILE:HG12	2.24	0.66
1:C:143:GLU:O	1:C:144:GLU:HB2	1.95	0.66
1:A:20:HIS:HD2	1:A:35:LEU:H	1.44	0.66
1:H:92:PHE:CE2	1:H:181:MET:HE1	2.30	0.66
1:C:359:ILE:HG22	1:C:360:THR:N	2.10	0.66
1:F:391:ALA:HB3	1:F:434:GLY:N	2.11	0.66
1:G:277:LYS:O	1:G:277:LYS:HG2	1.96	0.66
1:H:57:PRO:HD3	1:H:372:ILE:HD13	1.76	0.66
1:E:2:THR:HG21	1:E:37:GLU:OE1	1.95	0.66
1:E:386:VAL:HG21	1:F:15:ASP:CG	2.15	0.66
1:G:260:TRP:HE3	1:G:310:GLN:HG3	1.60	0.66
1:H:277:LYS:HG2	1:H:277:LYS:O	1.96	0.66
1:A:239:HIS:CE1	1:A:289:PRO:HD3	2.31	0.66
1:A:359:ILE:HG22	1:A:360:THR:N	2.10	0.66
1:D:391:ALA:HB3	1:D:434:GLY:N	2.10	0.66
1:G:141:LEU:HD11	1:G:176:LEU:HB3	1.78	0.66
1:B:260:TRP:HE3	1:B:310:GLN:HG3	1.61	0.66
1:C:215:GLU:HB2	1:F:230:LEU:HD13	1.78	0.66
1:F:153:MET:HE3	1:F:184:ALA:HA	1.77	0.66
1:B:277:LYS:HG2	1:B:277:LYS:O	1.96	0.66
1:C:129:ILE:HD11	1:F:192:TYR:CE2	2.21	0.65
1:C:2:THR:HG21	1:C:37:GLU:OE1	1.96	0.65
1:C:360:THR:H	1:C:363:GLN:HB2	1.59	0.65
1:G:359:ILE:HG22	1:G:360:THR:N	2.12	0.65
1:G:130:THR:HB	1:G:133:VAL:HG23	1.77	0.65
1:H:2:THR:HG21	1:H:37:GLU:OE1	1.97	0.65
1:D:71:LYS:HE3	1:D:320:ASP:OD2	1.96	0.65
1:F:20:HIS:HD2	1:F:35:LEU:H	1.44	0.65
1:F:71:LYS:HE3	1:F:320:ASP:OD2	1.96	0.65
1:F:143:GLU:O	1:F:144:GLU:HB2	1.95	0.65
1:D:143:GLU:O	1:D:144:GLU:HB2	1.94	0.65
1:E:340:PRO:HB3	1:E:413:VAL:HG21	1.77	0.65
1:B:130:THR:HB	1:B:133:VAL:HG23	1.77	0.65
1:F:2:THR:HG21	1:F:37:GLU:OE1	1.97	0.65
1:F:359:ILE:HG22	1:F:360:THR:H	1.62	0.65
1:C:130:THR:HB	1:C:133:VAL:HG23	1.79	0.65
1:B:141:LEU:HD11	1:B:176:LEU:HB3	1.79	0.64
1:B:144:GLU:H	1:B:454:LYS:NZ	1.95	0.64
1:D:192:TYR:CE2	1:E:129:ILE:HD11	2.25	0.64

Continued on next page...

Continued from previous page...

Atom-1	Atom-2	Interatomic distance (Å)	Clash overlap (Å)
1:F:239:HIS:CE1	1:F:289:PRO:HD3	2.32	0.64
1:F:260:TRP:HE3	1:F:310:GLN:HG3	1.62	0.64
1:H:141:LEU:HD11	1:H:176:LEU:HB3	1.78	0.64
1:H:391:ALA:HB3	1:H:434:GLY:N	2.12	0.64
1:B:359:ILE:HG22	1:B:360:THR:N	2.12	0.64
1:C:239:HIS:CE1	1:C:289:PRO:HD3	2.33	0.64
1:E:20:HIS:HD2	1:E:35:LEU:H	1.45	0.64
1:E:241:THR:CG2	1:E:292:ARG:HE	2.11	0.64
1:F:78:THR:CG2	1:F:118:ILE:HG12	2.26	0.64
1:E:150:KCX:HB3	1:E:181:MET:HE3	1.79	0.64
1:B:391:ALA:HB3	1:B:434:GLY:N	2.13	0.64
1:D:241:THR:CG2	1:D:292:ARG:HE	2.11	0.64
1:G:20:HIS:HD2	1:G:35:LEU:H	1.45	0.64
1:C:141:LEU:HD11	1:C:176:LEU:HB3	1.79	0.64
1:D:206:ILE:HD12	1:D:276:GLU:HG2	1.78	0.64
1:A:143:GLU:O	1:A:144:GLU:HB2	1.98	0.64
1:B:78:THR:HG22	1:B:117:VAL:HB	1.79	0.64
1:D:20:HIS:HD2	1:D:35:LEU:H	1.46	0.64
1:B:20:HIS:HD2	1:B:35:LEU:H	1.45	0.64
1:D:230:LEU:HD13	1:E:215:GLU:HB2	1.80	0.64
1:F:400:ILE:HD13	1:F:441:LYS:HZ1	1.63	0.64
1:G:2:THR:HG21	1:G:37:GLU:OE1	1.97	0.64
1:B:92:PHE:CE2	1:B:181:MET:HE1	2.33	0.64
1:B:206:ILE:HD12	1:B:276:GLU:CG	2.28	0.64
1:G:241:THR:CG2	1:G:292:ARG:HE	2.11	0.64
1:A:2:THR:HG21	1:A:37:GLU:OE1	1.97	0.64
1:A:153:MET:CE	1:A:220:ALA:HB1	2.28	0.64
1:E:260:TRP:HE3	1:E:310:GLN:HG3	1.63	0.64
1:E:402:ARG:NE	1:E:426:GLU:HB2	2.09	0.64
1:F:130:THR:HB	1:F:133:VAL:HG23	1.79	0.64
1:A:391:ALA:HB3	1:A:434:GLY:N	2.13	0.64
1:B:143:GLU:O	1:B:144:GLU:HB2	1.98	0.64
1:C:7:ASN:H	1:C:20:HIS:CE1	2.16	0.64
1:C:71:LYS:HE3	1:C:320:ASP:OD2	1.97	0.64
1:E:143:GLU:O	1:E:144:GLU:HB2	1.98	0.64
1:F:144:GLU:H	1:F:454:LYS:NZ	1.96	0.64
1:H:400:ILE:HD13	1:H:441:LYS:HZ1	1.60	0.64
1:A:141:LEU:HD11	1:A:176:LEU:HB3	1.80	0.63
1:C:153:MET:CE	1:C:220:ALA:HB1	2.27	0.63
1:C:391:ALA:HB3	1:C:434:GLY:N	2.13	0.63
1:C:78:THR:HG22	1:C:117:VAL:HB	1.80	0.63

Continued on next page...

Continued from previous page...

Atom-1	Atom-2	Interatomic distance (Å)	Clash overlap (Å)
1:D:294:LYS:HD2	1:D:297:GLN:NE2	2.13	0.63
1:E:391:ALA:HB3	1:E:434:GLY:N	2.13	0.63
1:H:144:GLU:H	1:H:454:LYS:NZ	1.95	0.63
1:H:153:MET:HE3	1:H:220:ALA:HB1	1.80	0.63
1:B:241:THR:CG2	1:B:292:ARG:HE	2.11	0.63
1:D:260:TRP:HE3	1:D:310:GLN:HG3	1.64	0.63
1:F:20:HIS:HB2	1:F:35:LEU:HG	1.79	0.63
1:F:63:MET:HE1	1:F:94:LEU:HD11	1.80	0.63
1:F:294:LYS:HD2	1:F:297:GLN:NE2	2.14	0.63
1:H:7:ASN:H	1:H:20:HIS:CE1	2.16	0.63
1:H:239:HIS:CE1	1:H:289:PRO:HD3	2.33	0.63
1:A:277:LYS:O	1:A:277:LYS:HG2	1.99	0.63
1:B:239:HIS:CE1	1:B:289:PRO:HD3	2.34	0.63
1:E:78:THR:HG22	1:E:117:VAL:HB	1.79	0.63
1:G:78:THR:HG22	1:G:117:VAL:HB	1.81	0.63
1:G:206:ILE:HD12	1:G:276:GLU:CG	2.29	0.63
1:H:143:GLU:O	1:H:144:GLU:HB2	1.98	0.63
1:D:78:THR:HG22	1:D:117:VAL:HB	1.80	0.63
1:G:400:ILE:HD13	1:G:441:LYS:HZ1	1.64	0.63
1:A:144:GLU:H	1:A:454:LYS:NZ	1.97	0.63
1:A:260:TRP:HE3	1:A:310:GLN:HG3	1.63	0.63
1:A:78:THR:HG22	1:A:117:VAL:HB	1.81	0.62
1:E:144:GLU:H	1:E:454:LYS:NZ	1.96	0.62
1:F:153:MET:CE	1:F:220:ALA:HB1	2.29	0.62
1:C:206:ILE:HD12	1:C:276:GLU:CG	2.29	0.62
1:F:277:LYS:O	1:F:277:LYS:HG2	1.99	0.62
1:G:391:ALA:HB3	1:G:434:GLY:H	1.64	0.62
1:A:294:LYS:HD2	1:A:297:GLN:NE2	2.15	0.62
1:D:130:THR:HB	1:D:133:VAL:HG23	1.81	0.62
1:D:277:LYS:O	1:D:277:LYS:HG2	1.99	0.62
1:G:20:HIS:HB2	1:G:35:LEU:HG	1.81	0.62
1:D:141:LEU:HD11	1:D:176:LEU:HB3	1.80	0.62
1:E:71:LYS:HE3	1:E:320:ASP:OD2	2.00	0.62
1:A:206:ILE:HD12	1:A:276:GLU:CG	2.30	0.62
1:A:420:GLY:O	1:D:103:LYS:HD3	1.98	0.62
1:C:168:CYS:SG	1:F:192:TYR:HD2	2.23	0.62
1:C:241:THR:CG2	1:C:292:ARG:HE	2.11	0.62
1:C:400:ILE:HD13	1:C:441:LYS:HZ1	1.64	0.62
1:E:69:VAL:CG2	1:G:422:LYS:HD2	2.30	0.62
1:E:305:LYS:HZ1	1:E:358:ARG:HA	1.65	0.62
1:H:431:LEU:HB3	1:H:436:PHE:HA	1.82	0.62

Continued on next page...

Continued from previous page...

Atom-1	Atom-2	Interatomic distance (Å)	Clash overlap (Å)
1:C:20:HIS:HD2	1:C:35:LEU:H	1.46	0.62
1:E:59:THR:HG21	1:E:89:ILE:HD12	1.80	0.62
1:A:386:VAL:HG11	1:B:17:TYR:CE1	2.34	0.62
1:B:153:MET:CE	1:B:220:ALA:HB1	2.30	0.62
1:C:397:ASP:CG	1:C:400:ILE:HG13	2.19	0.62
1:D:153:MET:CE	1:D:220:ALA:HB1	2.30	0.62
1:D:400:ILE:HD13	1:D:441:LYS:HZ1	1.63	0.62
1:C:386:VAL:HG21	1:D:15:ASP:OD1	1.99	0.61
1:A:7:ASN:H	1:A:20:HIS:CE1	2.17	0.61
1:B:7:ASN:H	1:B:20:HIS:CE1	2.18	0.61
1:D:239:HIS:CE1	1:D:289:PRO:HD3	2.35	0.61
1:F:141:LEU:HD11	1:F:176:LEU:HB3	1.82	0.61
1:G:386:VAL:HG21	1:H:15:ASP:CG	2.20	0.61
1:H:20:HIS:HB2	1:H:35:LEU:HG	1.82	0.61
1:C:260:TRP:HE3	1:C:310:GLN:HG3	1.65	0.61
1:A:92:PHE:CE2	1:A:150:KCX:HD2	2.36	0.61
1:A:79:ILE:HG12	1:A:117:VAL:HG21	1.82	0.61
1:D:59:THR:HG21	1:D:89:ILE:HD12	1.81	0.61
1:E:7:ASN:H	1:E:20:HIS:CE1	2.19	0.61
1:D:7:ASN:H	1:D:20:HIS:CE1	2.17	0.61
1:E:239:HIS:CE1	1:E:289:PRO:HD3	2.35	0.61
1:G:239:HIS:CE1	1:G:289:PRO:HD3	2.35	0.61
1:H:153:MET:CE	1:H:220:ALA:HB1	2.30	0.61
1:G:7:ASN:H	1:G:20:HIS:CE1	2.18	0.61
1:B:79:ILE:HG12	1:B:117:VAL:HG21	1.83	0.61
1:E:153:MET:CE	1:E:220:ALA:HB1	2.31	0.61
1:G:294:LYS:HD2	1:G:297:GLN:NE2	2.16	0.61
1:H:206:ILE:HD12	1:H:276:GLU:CG	2.31	0.61
1:D:167:TYR:CE2	1:D:230:LEU:HD23	2.36	0.60
1:B:20:HIS:HB2	1:B:35:LEU:HG	1.83	0.60
1:G:143:GLU:O	1:G:144:GLU:HB2	1.99	0.60
1:C:153:MET:HE1	1:C:220:ALA:HB1	1.81	0.60
1:F:397:ASP:CG	1:F:400:ILE:HG13	2.21	0.60
1:D:92:PHE:CE2	1:D:181:MET:HE1	2.37	0.60
1:D:305:LYS:HZ3	1:D:358:ARG:HA	1.67	0.60
1:F:206:ILE:HD12	1:F:276:GLU:CG	2.31	0.60
1:G:263:THR:CG2	1:G:264:CYS:H	2.11	0.60
1:D:20:HIS:HB2	1:D:35:LEU:HG	1.82	0.60
1:E:141:LEU:HD11	1:E:176:LEU:HB3	1.81	0.60
1:E:277:LYS:HG2	1:E:277:LYS:O	2.01	0.60
1:F:241:THR:CG2	1:F:292:ARG:HE	2.13	0.60

Continued on next page...

Continued from previous page...

Atom-1	Atom-2	Interatomic distance (Å)	Clash overlap (Å)
1:F:7:ASN:H	1:F:20:HIS:CE1	2.20	0.60
1:A:20:HIS:HB2	1:A:35:LEU:HG	1.83	0.60
1:B:145:GLY:HA3	1:B:454:LYS:HA	1.84	0.60
1:D:391:ALA:HB3	1:D:434:GLY:H	1.66	0.60
1:C:59:THR:HG21	1:C:89:ILE:HD12	1.84	0.60
1:C:261:GLY:N	1:C:310:GLN:HE21	1.93	0.60
1:H:78:THR:HG22	1:H:117:VAL:HB	1.82	0.60
1:H:260:TRP:HE3	1:H:310:GLN:HG3	1.65	0.60
1:C:144:GLU:H	1:C:454:LYS:NZ	1.99	0.59
1:F:431:LEU:HB3	1:F:436:PHE:HA	1.83	0.59
1:H:59:THR:HG21	1:H:89:ILE:HD12	1.84	0.59
1:H:359:ILE:HG22	1:H:360:THR:H	1.66	0.59
1:A:167:TYR:CE2	1:A:230:LEU:HD23	2.36	0.59
1:C:360:THR:HG22	1:C:361:LEU:N	2.17	0.59
1:F:219:GLU:OE1	1:F:223:ARG:NH1	2.36	0.59
1:H:153:MET:HE3	1:H:184:ALA:HA	1.83	0.59
1:B:150:KCX:HB3	1:B:181:MET:HE3	1.84	0.59
1:B:263:THR:CG2	1:B:264:CYS:H	2.14	0.59
1:C:192:TYR:HD2	1:F:168:CYS:HG	1.48	0.59
1:H:397:ASP:CG	1:H:400:ILE:HG13	2.23	0.59
1:E:206:ILE:HD12	1:E:276:GLU:CG	2.31	0.59
1:G:153:MET:CE	1:G:220:ALA:HB1	2.32	0.59
1:F:263:THR:CG2	1:F:264:CYS:H	2.13	0.59
1:G:277:LYS:O	1:G:277:LYS:CG	2.51	0.59
1:H:391:ALA:HB3	1:H:434:GLY:H	1.68	0.59
1:A:277:LYS:HD2	1:D:96:ASN:CG	2.23	0.59
1:D:130:THR:HG22	1:D:132:ASP:H	1.67	0.59
1:F:261:GLY:N	1:F:310:GLN:HE21	1.95	0.59
1:F:391:ALA:HB3	1:F:434:GLY:H	1.68	0.59
1:A:130:THR:HG22	1:A:132:ASP:H	1.67	0.59
1:A:359:ILE:HG22	1:A:360:THR:H	1.67	0.59
1:E:20:HIS:HB2	1:E:35:LEU:HG	1.84	0.59
1:H:277:LYS:O	1:H:277:LYS:CG	2.51	0.59
1:B:294:LYS:HD2	1:B:297:GLN:NE2	2.17	0.59
1:D:144:GLU:H	1:D:454:LYS:NZ	2.00	0.59
1:H:59:THR:CG2	1:H:61:LEU:HG	2.33	0.59
1:B:431:LEU:HB3	1:B:436:PHE:HA	1.84	0.58
1:C:92:PHE:CE2	1:C:181:MET:HE1	2.36	0.58
1:D:206:ILE:HD12	1:D:276:GLU:CG	2.33	0.58
1:G:431:LEU:HB3	1:G:436:PHE:HA	1.85	0.58
1:A:278:PRO:CD	1:A:281:GLU:HB2	2.28	0.58

Continued on next page...

Continued from previous page...

Atom-1	Atom-2	Interatomic distance (Å)	Clash overlap (Å)
1:A:305:LYS:HZ1	1:A:358:ARG:HA	1.68	0.58
1:B:277:LYS:O	1:B:277:LYS:CG	2.50	0.58
1:G:360:THR:HG22	1:G:361:LEU:N	2.18	0.58
1:A:59:THR:HG21	1:A:89:ILE:HD12	1.85	0.58
1:C:17:TYR:CE1	1:D:386:VAL:HG11	2.39	0.58
1:C:130:THR:HG22	1:C:132:ASP:H	1.67	0.58
1:E:167:TYR:CE2	1:E:230:LEU:HD23	2.39	0.58
1:A:192:TYR:CE2	1:H:129:ILE:HD11	2.39	0.58
1:C:277:LYS:HG2	1:C:277:LYS:O	2.02	0.58
1:D:457:LYS:O	1:D:458:TYR:HB3	2.04	0.58
1:E:92:PHE:CE2	1:E:181:MET:HE1	2.39	0.58
1:E:202:ASN:HB3	1:E:207:TYR:CD2	2.39	0.58
1:F:150:KCX:HB3	1:F:181:MET:HE3	1.85	0.58
1:G:130:THR:HG22	1:G:132:ASP:H	1.68	0.58
1:H:202:ASN:HB3	1:H:207:TYR:CD2	2.38	0.58
1:C:192:TYR:HE2	1:F:129:ILE:CD1	2.02	0.58
1:D:30:MET:HE2	1:D:35:LEU:HD22	1.84	0.58
1:D:219:GLU:OE1	1:D:223:ARG:NH1	2.37	0.58
1:F:79:ILE:HG12	1:F:117:VAL:HG21	1.85	0.58
1:F:395:ILE:HD12	1:F:429:SER:HB2	1.85	0.58
1:B:130:THR:HG22	1:B:132:ASP:H	1.69	0.58
1:C:391:ALA:HB3	1:C:434:GLY:H	1.69	0.58
1:G:59:THR:CG2	1:G:61:LEU:HG	2.33	0.58
1:G:92:PHE:CE2	1:G:181:MET:HE1	2.38	0.58
1:A:224:ALA:HB1	1:A:235:LEU:HD21	1.86	0.58
1:B:59:THR:HG21	1:B:89:ILE:HD12	1.86	0.58
1:C:63:MET:HE1	1:C:94:LEU:HD11	1.85	0.58
1:G:61:LEU:HD13	1:G:74:PHE:HA	1.86	0.58
1:G:79:ILE:HG12	1:G:117:VAL:HG21	1.85	0.58
1:H:150:KCX:HB3	1:H:181:MET:HE3	1.86	0.58
1:A:153:MET:HE1	1:A:220:ALA:HB1	1.85	0.57
1:A:363:GLN:O	1:A:367:ILE:HG13	2.04	0.57
1:C:186:ASN:OD1	1:C:189:VAL:HG23	2.04	0.57
1:E:363:GLN:O	1:E:367:ILE:HG13	2.04	0.57
1:A:431:LEU:HB3	1:A:436:PHE:HA	1.85	0.57
1:E:397:ASP:CG	1:E:400:ILE:HG13	2.24	0.57
1:G:145:GLY:HA3	1:G:454:LYS:HA	1.86	0.57
1:G:260:TRP:CE3	1:G:310:GLN:HG3	2.39	0.57
1:H:145:GLY:HA3	1:H:454:LYS:HA	1.86	0.57
1:H:363:GLN:O	1:H:367:ILE:HG13	2.04	0.57
1:A:145:GLY:HA3	1:A:454:LYS:HA	1.86	0.57

Continued on next page...

Continued from previous page...

Atom-1	Atom-2	Interatomic distance (Å)	Clash overlap (Å)
1:A:202:ASN:HB3	1:A:207:TYR:CD2	2.40	0.57
1:C:59:THR:CG2	1:C:61:LEU:HG	2.34	0.57
1:B:202:ASN:HB3	1:B:207:TYR:CD2	2.39	0.57
1:D:397:ASP:CG	1:D:400:ILE:HG13	2.25	0.57
1:B:224:ALA:HB1	1:B:235:LEU:HD21	1.85	0.57
1:D:263:THR:CG2	1:D:264:CYS:H	2.14	0.57
1:E:241:THR:HG21	1:E:292:ARG:HE	1.68	0.57
1:E:294:LYS:HD2	1:E:297:GLN:NE2	2.19	0.57
1:F:61:LEU:HD13	1:F:74:PHE:HA	1.85	0.57
1:F:260:TRP:CE3	1:F:310:GLN:HG3	2.40	0.57
1:G:15:ASP:CG	1:H:386:VAL:HG21	2.25	0.57
1:D:59:THR:CG2	1:D:61:LEU:HG	2.34	0.57
1:B:129:ILE:HD11	1:G:192:TYR:CE2	2.39	0.57
1:D:431:LEU:HB3	1:D:436:PHE:HA	1.85	0.57
1:B:346:VAL:HG22	1:B:368:VAL:HG11	1.86	0.57
1:G:219:GLU:OE1	1:G:223:ARG:NH1	2.38	0.57
1:G:254:ASN:HD21	1:H:254:ASN:HD21	0.78	0.57
1:G:359:ILE:HG22	1:G:360:THR:H	1.70	0.57
1:G:397:ASP:CG	1:G:400:ILE:HG13	2.25	0.57
1:G:400:ILE:HD13	1:G:441:LYS:HZ3	1.70	0.57
1:A:277:LYS:O	1:A:277:LYS:CG	2.53	0.57
1:D:359:ILE:HG22	1:D:360:THR:H	1.69	0.57
1:F:59:THR:HG21	1:F:89:ILE:HD12	1.86	0.57
1:A:400:ILE:HD13	1:A:441:LYS:HZ3	1.68	0.57
1:B:79:ILE:CG1	1:B:117:VAL:HG21	2.35	0.57
1:B:153:MET:HE3	1:B:220:ALA:HB1	1.86	0.56
1:G:395:ILE:HD12	1:G:429:SER:HB2	1.85	0.56
1:H:224:ALA:HB1	1:H:235:LEU:HD21	1.86	0.56
1:H:294:LYS:HD2	1:H:297:GLN:NE2	2.20	0.56
1:E:145:GLY:HA3	1:E:454:LYS:HA	1.87	0.56
1:E:224:ALA:HB1	1:E:235:LEU:HD21	1.87	0.56
1:E:457:LYS:O	1:E:458:TYR:HB3	2.05	0.56
1:G:79:ILE:CG1	1:G:117:VAL:HG21	2.35	0.56
1:A:92:PHE:CE2	1:A:181:MET:HE1	2.41	0.56
1:C:20:HIS:HB2	1:C:35:LEU:HG	1.86	0.56
1:D:360:THR:HG22	1:D:361:LEU:N	2.18	0.56
1:D:363:GLN:O	1:D:367:ILE:HG13	2.05	0.56
1:E:153:MET:HE3	1:E:220:ALA:HB1	1.87	0.56
1:F:156:LYS:O	1:F:158:VAL:HG23	2.06	0.56
1:F:363:GLN:O	1:F:367:ILE:HG13	2.05	0.56
1:G:167:TYR:CE2	1:G:230:LEU:HD23	2.39	0.56

Continued on next page...

Continued from previous page...

Atom-1	Atom-2	Interatomic distance (Å)	Clash overlap (Å)
1:G:305:LYS:HZ1	1:G:358:ARG:HA	1.66	0.56
1:B:59:THR:CG2	1:B:61:LEU:HG	2.36	0.56
1:D:156:LYS:O	1:D:158:VAL:HG23	2.06	0.56
1:E:431:LEU:HB3	1:E:436:PHE:HA	1.86	0.56
1:A:400:ILE:HD13	1:A:441:LYS:HZ1	1.69	0.56
1:D:61:LEU:HD13	1:D:74:PHE:HA	1.86	0.56
1:H:130:THR:HG22	1:H:132:ASP:H	1.70	0.56
1:A:241:THR:HG21	1:A:292:ARG:HE	1.71	0.56
1:B:261:GLY:N	1:B:310:GLN:NE2	2.43	0.56
1:C:241:THR:HG21	1:C:292:ARG:HE	1.71	0.56
1:C:457:LYS:O	1:C:458:TYR:HB3	2.05	0.56
1:A:59:THR:CG2	1:A:61:LEU:HG	2.36	0.56
1:C:363:GLN:O	1:C:367:ILE:HG13	2.05	0.56
1:D:145:GLY:HA3	1:D:454:LYS:HA	1.87	0.56
1:D:318:SER:HB2	1:D:413:VAL:HG13	1.87	0.56
1:A:261:GLY:N	1:A:310:GLN:HE21	1.97	0.56
1:B:192:TYR:CE2	1:G:129:ILE:HD11	2.37	0.56
1:G:156:LYS:O	1:G:158:VAL:HG23	2.06	0.56
1:H:397:ASP:O	1:H:425:GLY:HA2	2.05	0.56
1:A:260:TRP:CE3	1:A:310:GLN:HG3	2.41	0.56
1:C:130:THR:HG22	1:C:131:ASP:N	2.21	0.56
1:D:260:TRP:CE3	1:D:310:GLN:HG3	2.41	0.56
1:F:130:THR:HG22	1:F:132:ASP:H	1.70	0.56
1:F:360:THR:HG22	1:F:361:LEU:N	2.20	0.56
1:A:79:ILE:CG1	1:A:117:VAL:HG21	2.34	0.56
1:B:397:ASP:O	1:B:425:GLY:HA2	2.05	0.56
1:C:397:ASP:O	1:C:425:GLY:HA2	2.06	0.56
1:D:79:ILE:HG12	1:D:117:VAL:HG21	1.86	0.56
1:D:404:ILE:HD11	1:D:423:VAL:HG21	1.87	0.56
1:E:59:THR:CG2	1:E:61:LEU:HG	2.36	0.56
1:H:30:MET:HE2	1:H:35:LEU:HD22	1.88	0.56
1:A:263:THR:CG2	1:A:264:CYS:H	2.16	0.55
1:B:167:TYR:CE2	1:B:230:LEU:HD23	2.41	0.55
1:B:260:TRP:CE3	1:B:310:GLN:HG3	2.40	0.55
1:C:359:ILE:HG22	1:C:360:THR:H	1.70	0.55
1:E:79:ILE:HG12	1:E:117:VAL:HG21	1.87	0.55
1:E:130:THR:HG22	1:E:132:ASP:H	1.70	0.55
1:F:10:ILE:CD1	1:F:21:LEU:HD21	2.36	0.55
1:G:261:GLY:N	1:G:310:GLN:HE21	1.95	0.55
1:C:263:THR:CG2	1:C:264:CYS:H	2.15	0.55
1:C:431:LEU:HB3	1:C:436:PHE:HA	1.88	0.55

Continued on next page...

Continued from previous page...

Atom-1	Atom-2	Interatomic distance (Å)	Clash overlap (Å)
1:E:391:ALA:HB3	1:E:434:GLY:H	1.70	0.55
1:F:79:ILE:CG1	1:F:117:VAL:HG21	2.35	0.55
1:G:22:LEU:HD23	1:G:30:MET:HG2	1.87	0.55
1:A:22:LEU:HD23	1:A:30:MET:HG2	1.88	0.55
1:A:219:GLU:OE1	1:A:223:ARG:NH1	2.39	0.55
1:B:215:GLU:OE1	1:B:215:GLU:N	2.40	0.55
1:F:160:GLN:OE1	1:F:187:GLY:HA3	2.07	0.55
1:G:397:ASP:O	1:G:425:GLY:HA2	2.07	0.55
1:B:397:ASP:CG	1:B:400:ILE:HG13	2.27	0.55
1:C:202:ASN:HB3	1:C:207:TYR:CD2	2.42	0.55
1:E:261:GLY:N	1:E:310:GLN:HE21	1.92	0.55
1:F:397:ASP:O	1:F:425:GLY:HA2	2.07	0.55
1:H:261:GLY:N	1:H:310:GLN:HE21	1.94	0.55
1:D:261:GLY:N	1:D:310:GLN:HE21	1.93	0.55
1:F:145:GLY:HA3	1:F:454:LYS:HA	1.86	0.55
1:B:457:LYS:O	1:B:458:TYR:HB3	2.06	0.55
1:C:294:LYS:HD2	1:C:297:GLN:NE2	2.22	0.55
1:F:92:PHE:CE2	1:F:181:MET:HE1	2.41	0.55
1:F:263:THR:CG2	1:F:264:CYS:N	2.70	0.55
1:H:318:SER:HB2	1:H:413:VAL:HG13	1.88	0.55
1:A:30:MET:HE2	1:A:35:LEU:HD22	1.88	0.55
1:F:153:MET:HE3	1:F:220:ALA:HB1	1.88	0.55
1:F:167:TYR:CE2	1:F:230:LEU:HD23	2.42	0.55
1:F:278:PRO:CD	1:F:281:GLU:HB2	2.29	0.55
1:H:186:ASN:OD1	1:H:189:VAL:HG23	2.06	0.55
1:E:219:GLU:OE1	1:E:223:ARG:NH1	2.40	0.55
1:F:59:THR:CG2	1:F:61:LEU:HG	2.35	0.55
1:H:130:THR:HG22	1:H:131:ASP:N	2.21	0.55
1:A:10:ILE:CD1	1:A:21:LEU:HD21	2.37	0.55
1:A:391:ALA:HB3	1:A:434:GLY:H	1.71	0.55
1:C:277:LYS:HG3	1:C:278:PRO:HD3	1.89	0.55
1:D:266:GLN:CD	1:D:341:ILE:HD13	2.27	0.55
1:H:79:ILE:HG12	1:H:117:VAL:HG21	1.88	0.55
1:H:360:THR:HG22	1:H:361:LEU:N	2.21	0.55
1:A:397:ASP:CG	1:A:400:ILE:HG13	2.27	0.55
1:C:386:VAL:HG21	1:D:15:ASP:OD2	2.07	0.55
1:F:202:ASN:HB3	1:F:207:TYR:CD2	2.42	0.55
1:B:93:CYS:HA	1:B:108:TRP:CE2	2.42	0.54
1:B:261:GLY:N	1:B:310:GLN:HE21	1.94	0.54
1:B:395:ILE:HD12	1:B:429:SER:HB2	1.89	0.54
1:B:400:ILE:CD1	1:B:441:LYS:HZ1	2.19	0.54

Continued on next page...

Continued from previous page...

Atom-1	Atom-2	Interatomic distance (Å)	Clash overlap (Å)
1:D:397:ASP:O	1:D:425:GLY:HA2	2.07	0.54
1:G:224:ALA:HB1	1:G:235:LEU:HD21	1.90	0.54
1:G:457:LYS:O	1:G:458:TYR:HB3	2.07	0.54
1:H:241:THR:HG21	1:H:292:ARG:HE	1.70	0.54
1:D:346:VAL:HG22	1:D:368:VAL:HG11	1.89	0.54
1:E:22:LEU:HD23	1:E:30:MET:HG2	1.89	0.54
1:E:260:TRP:CE3	1:E:310:GLN:HG3	2.42	0.54
1:H:79:ILE:CG1	1:H:117:VAL:HG21	2.37	0.54
1:H:202:ASN:HB3	1:H:207:TYR:CE2	2.43	0.54
1:C:167:TYR:CE2	1:C:230:LEU:HD23	2.41	0.54
1:D:277:LYS:HG3	1:D:278:PRO:HD3	1.90	0.54
1:E:93:CYS:HA	1:E:108:TRP:CE2	2.42	0.54
1:A:40:ALA:C	1:A:42:VAL:H	2.11	0.54
1:B:202:ASN:HB3	1:B:207:TYR:CE2	2.42	0.54
1:B:363:GLN:O	1:B:367:ILE:HG13	2.07	0.54
1:C:22:LEU:HD23	1:C:30:MET:HG2	1.90	0.54
1:C:260:TRP:CE3	1:C:310:GLN:HG3	2.43	0.54
1:D:150:KCX:HB3	1:D:181:MET:HE3	1.89	0.54
1:E:277:LYS:O	1:E:277:LYS:CG	2.55	0.54
1:E:277:LYS:HG3	1:E:278:PRO:HD3	1.90	0.54
1:F:22:LEU:HD23	1:F:30:MET:HG2	1.89	0.54
1:F:318:SER:HB2	1:F:413:VAL:HG13	1.88	0.54
1:G:202:ASN:HB3	1:G:207:TYR:CD2	2.42	0.54
1:A:241:THR:HG22	1:A:292:ARG:HE	1.72	0.54
1:B:391:ALA:HB3	1:B:434:GLY:H	1.70	0.54
1:C:395:ILE:HD12	1:C:429:SER:HB2	1.88	0.54
1:D:224:ALA:HB1	1:D:235:LEU:HD21	1.89	0.54
1:D:277:LYS:O	1:D:277:LYS:CG	2.56	0.54
1:E:202:ASN:HB3	1:E:207:TYR:CE2	2.43	0.54
1:G:288:SER:HA	1:G:289:PRO:C	2.28	0.54
1:H:457:LYS:O	1:H:458:TYR:HB3	2.08	0.54
1:A:457:LYS:O	1:A:458:TYR:HB3	2.07	0.54
1:B:62:ASP:HB3	1:B:111:LYS:NZ	2.23	0.54
1:D:130:THR:HG22	1:D:131:ASP:N	2.22	0.54
1:E:130:THR:HG22	1:E:131:ASP:N	2.23	0.54
1:F:261:GLY:N	1:F:310:GLN:NE2	2.42	0.54
1:G:241:THR:HG21	1:G:292:ARG:HE	1.72	0.54
1:H:260:TRP:CE3	1:H:310:GLN:HG3	2.43	0.54
1:D:40:ALA:C	1:D:42:VAL:H	2.11	0.54
1:D:93:CYS:HA	1:D:108:TRP:CE2	2.43	0.54
1:E:61:LEU:HD13	1:E:74:PHE:HA	1.89	0.54

Continued on next page...

Continued from previous page...

Atom-1	Atom-2	Interatomic distance (Å)	Clash overlap (Å)
1:F:171:LEU:HD23	1:F:231:ALA:HB1	1.90	0.54
1:H:241:THR:CG2	1:H:292:ARG:HG2	2.38	0.54
1:A:278:PRO:CD	1:A:278:PRO:O	2.55	0.54
1:B:219:GLU:OE1	1:B:223:ARG:NH1	2.41	0.54
1:C:93:CYS:HA	1:C:108:TRP:CE2	2.43	0.54
1:D:143:GLU:O	1:D:144:GLU:CB	2.56	0.54
1:E:40:ALA:C	1:E:42:VAL:H	2.12	0.54
1:E:254:ASN:ND2	1:F:254:ASN:HD21	1.89	0.54
1:A:61:LEU:HD13	1:A:74:PHE:HA	1.90	0.53
1:F:457:LYS:O	1:F:458:TYR:HB3	2.08	0.53
1:G:59:THR:HG21	1:G:89:ILE:HD12	1.89	0.53
1:H:261:GLY:N	1:H:310:GLN:NE2	2.44	0.53
1:H:400:ILE:CD1	1:H:441:LYS:HZ1	2.22	0.53
1:A:130:THR:HG22	1:A:131:ASP:N	2.23	0.53
1:B:359:ILE:HG22	1:B:360:THR:H	1.73	0.53
1:F:45:ALA:O	1:F:48:CYS:HB2	2.08	0.53
1:A:404:ILE:HD11	1:A:423:VAL:HG21	1.91	0.53
1:C:61:LEU:HD13	1:C:74:PHE:HA	1.90	0.53
1:C:277:LYS:O	1:C:277:LYS:CG	2.56	0.53
1:D:395:ILE:HD12	1:D:429:SER:HB2	1.90	0.53
1:E:397:ASP:O	1:E:425:GLY:HA2	2.07	0.53
1:F:277:LYS:O	1:F:277:LYS:CG	2.56	0.53
1:C:224:ALA:HB1	1:C:235:LEU:HD21	1.90	0.53
1:D:10:ILE:CD1	1:D:21:LEU:HD21	2.37	0.53
1:D:79:ILE:CG1	1:D:117:VAL:HG21	2.39	0.53
1:G:153:MET:HE3	1:G:220:ALA:HB1	1.90	0.53
1:B:61:LEU:HD13	1:B:74:PHE:HA	1.89	0.53
1:C:79:ILE:HG12	1:C:117:VAL:HG21	1.90	0.53
1:D:153:MET:HE2	1:D:220:ALA:HB1	1.89	0.53
1:E:395:ILE:HD12	1:E:429:SER:HB2	1.90	0.53
1:F:404:ILE:HD11	1:F:423:VAL:HG21	1.89	0.53
1:G:141:LEU:CD1	1:G:176:LEU:HB3	2.38	0.53
1:B:145:GLY:HA3	1:B:454:LYS:CA	2.37	0.53
1:C:202:ASN:HB3	1:C:207:TYR:CE2	2.44	0.53
1:C:305:LYS:HZ1	1:C:358:ARG:HA	1.71	0.53
1:D:241:THR:HG21	1:D:292:ARG:HE	1.72	0.53
1:D:340:PRO:CB	1:D:413:VAL:HG21	2.39	0.53
1:E:241:THR:CG2	1:E:292:ARG:HG2	2.39	0.53
1:F:62:ASP:HB3	1:F:111:LYS:NZ	2.23	0.53
1:H:141:LEU:CD1	1:H:176:LEU:HB3	2.38	0.53
1:C:141:LEU:CD1	1:C:176:LEU:HB3	2.39	0.53

Continued on next page...

Continued from previous page...

Atom-1	Atom-2	Interatomic distance (Å)	Clash overlap (Å)
1:F:40:ALA:C	1:F:42:VAL:H	2.12	0.53
1:D:400:ILE:HD13	1:D:441:LYS:HZ3	1.72	0.53
1:F:224:ALA:HB1	1:F:235:LEU:HD21	1.91	0.53
1:F:340:PRO:CB	1:F:413:VAL:HG21	2.39	0.53
1:H:277:LYS:HG3	1:H:278:PRO:HD3	1.91	0.53
1:B:141:LEU:CD1	1:B:176:LEU:HB3	2.38	0.53
1:B:145:GLY:HA3	1:B:455:ARG:H	1.74	0.53
1:C:79:ILE:CG1	1:C:117:VAL:HG21	2.38	0.53
1:C:261:GLY:N	1:C:310:GLN:NE2	2.43	0.53
1:E:318:SER:HB2	1:E:413:VAL:HG13	1.90	0.53
1:F:93:CYS:HA	1:F:108:TRP:CE2	2.44	0.53
1:F:241:THR:HG21	1:F:292:ARG:HE	1.74	0.53
1:H:117:VAL:HG12	1:H:437:VAL:HG13	1.90	0.53
1:C:145:GLY:HA3	1:C:454:LYS:HA	1.90	0.53
1:H:145:GLY:HA3	1:H:454:LYS:CA	2.39	0.53
1:H:400:ILE:HD13	1:H:441:LYS:HZ3	1.71	0.53
1:A:45:ALA:O	1:A:48:CYS:HB2	2.09	0.52
1:B:241:THR:HG21	1:B:292:ARG:HE	1.74	0.52
1:B:404:ILE:HD11	1:B:423:VAL:HG21	1.91	0.52
1:E:261:GLY:N	1:E:310:GLN:NE2	2.44	0.52
1:E:360:THR:HG22	1:E:361:LEU:N	2.23	0.52
1:F:61:LEU:O	1:F:70:THR:HB	2.08	0.52
1:G:318:SER:HB2	1:G:413:VAL:HG13	1.90	0.52
1:A:403:VAL:CG2	1:D:106:GLU:OE1	2.57	0.52
1:B:277:LYS:HG3	1:B:278:PRO:HD3	1.91	0.52
1:C:400:ILE:HD13	1:C:441:LYS:HZ3	1.71	0.52
1:D:202:ASN:HB3	1:D:207:TYR:CD2	2.45	0.52
1:F:266:GLN:CD	1:F:341:ILE:HD13	2.30	0.52
1:G:93:CYS:HA	1:G:108:TRP:CE2	2.44	0.52
1:H:78:THR:HG21	1:H:118:ILE:H	1.74	0.52
1:H:219:GLU:OE1	1:H:223:ARG:NH1	2.42	0.52
1:A:129:ILE:HD11	1:H:192:TYR:CE2	2.44	0.52
1:B:130:THR:HG22	1:B:131:ASP:N	2.24	0.52
1:C:278:PRO:O	1:C:279:ASN:HB2	2.10	0.52
1:D:117:VAL:HG12	1:D:437:VAL:HG13	1.92	0.52
1:E:79:ILE:CG1	1:E:117:VAL:HG21	2.39	0.52
1:E:171:LEU:HD23	1:E:231:ALA:HB1	1.91	0.52
1:G:130:THR:HG22	1:G:131:ASP:N	2.25	0.52
1:G:150:KCX:HB3	1:G:181:MET:HE3	1.90	0.52
1:G:241:THR:CG2	1:G:292:ARG:HG2	2.39	0.52
1:H:167:TYR:CE2	1:H:230:LEU:HD23	2.43	0.52

Continued on next page...

Continued from previous page...

Atom-1	Atom-2	Interatomic distance (Å)	Clash overlap (Å)
1:A:202:ASN:HB3	1:A:207:TYR:CE2	2.44	0.52
1:B:241:THR:CG2	1:B:292:ARG:HG2	2.39	0.52
1:C:404:ILE:HD11	1:C:423:VAL:HG21	1.91	0.52
1:E:359:ILE:HG22	1:E:360:THR:H	1.74	0.52
1:H:145:GLY:HA3	1:H:455:ARG:H	1.74	0.52
1:H:241:THR:HG22	1:H:292:ARG:HE	1.71	0.52
1:B:241:THR:HG22	1:B:292:ARG:HE	1.74	0.52
1:E:141:LEU:HD23	1:E:146:ILE:O	2.10	0.52
1:G:215:GLU:OE1	1:G:215:GLU:N	2.41	0.52
1:G:277:LYS:HG3	1:G:278:PRO:HD3	1.90	0.52
1:H:404:ILE:HD11	1:H:423:VAL:HG21	1.89	0.52
1:A:397:ASP:O	1:A:425:GLY:HA2	2.09	0.52
1:B:22:LEU:HD23	1:B:30:MET:HG2	1.91	0.52
1:H:22:LEU:HD23	1:H:30:MET:HG2	1.91	0.52
1:A:360:THR:HG22	1:A:361:LEU:N	2.25	0.52
1:B:360:THR:HG22	1:B:361:LEU:N	2.24	0.52
1:C:219:GLU:OE1	1:C:223:ARG:NH1	2.42	0.52
1:C:241:THR:CG2	1:C:292:ARG:HG2	2.39	0.52
1:H:263:THR:CG2	1:H:264:CYS:H	2.19	0.52
1:B:11:VAL:HG22	1:B:16:THR:HG23	1.92	0.52
1:C:40:ALA:C	1:C:42:VAL:H	2.13	0.52
1:C:143:GLU:O	1:C:144:GLU:CB	2.56	0.52
1:F:277:LYS:HG3	1:F:278:PRO:HD3	1.91	0.52
1:H:346:VAL:HG22	1:H:368:VAL:HG11	1.92	0.52
1:A:143:GLU:O	1:A:144:GLU:CB	2.58	0.52
1:B:101:LEU:HD11	1:B:133:VAL:HG13	1.92	0.52
1:D:45:ALA:O	1:D:48:CYS:HB2	2.09	0.52
1:E:266:GLN:CD	1:E:341:ILE:HD13	2.30	0.52
1:F:143:GLU:O	1:F:144:GLU:CB	2.57	0.52
1:A:11:VAL:HG22	1:A:16:THR:HG23	1.92	0.52
1:B:305:LYS:HZ3	1:B:358:ARG:HA	1.70	0.52
1:F:141:LEU:CD1	1:F:176:LEU:HB3	2.40	0.52
1:G:40:ALA:C	1:G:42:VAL:H	2.14	0.52
1:G:304:LEU:HG	1:G:367:ILE:HD13	1.92	0.52
1:B:318:SER:HB2	1:B:413:VAL:HG13	1.91	0.51
1:C:288:SER:HA	1:C:289:PRO:C	2.31	0.51
1:G:377:GLY:HA3	1:G:456:ALA:HB3	1.92	0.51
1:H:93:CYS:HA	1:H:108:TRP:CE2	2.45	0.51
1:A:141:LEU:CD1	1:A:176:LEU:HB3	2.40	0.51
1:A:241:THR:CG2	1:A:292:ARG:HG2	2.40	0.51
1:D:101:LEU:HD11	1:D:133:VAL:HG13	1.92	0.51

Continued on next page...

Continued from previous page...

Atom-1	Atom-2	Interatomic distance (Å)	Clash overlap (Å)
1:F:241:THR:CG2	1:F:292:ARG:HG2	2.40	0.51
1:A:145:GLY:HA3	1:A:454:LYS:CA	2.40	0.51
1:A:318:SER:HB2	1:A:413:VAL:HG13	1.90	0.51
1:B:278:PRO:O	1:B:279:ASN:HB2	2.10	0.51
1:F:64:PRO:HB3	1:F:69:VAL:HG22	1.92	0.51
1:F:202:ASN:HB3	1:F:207:TYR:CE2	2.44	0.51
1:G:78:THR:HG21	1:G:118:ILE:H	1.75	0.51
1:G:101:LEU:HD11	1:G:133:VAL:HG13	1.93	0.51
1:H:40:ALA:C	1:H:42:VAL:H	2.14	0.51
1:B:143:GLU:O	1:B:144:GLU:CB	2.59	0.51
1:D:61:LEU:O	1:D:70:THR:HB	2.11	0.51
1:E:170:LEU:HD13	1:E:228:THR:HA	1.93	0.51
1:G:386:VAL:HG21	1:H:15:ASP:OD1	2.11	0.51
1:H:92:PHE:HE2	1:H:150:KCX:HD2	1.75	0.51
1:H:278:PRO:O	1:H:279:ASN:HB2	2.11	0.51
1:A:61:LEU:O	1:A:70:THR:HB	2.11	0.51
1:A:277:LYS:HG3	1:A:278:PRO:HD3	1.92	0.51
1:D:22:LEU:HD23	1:D:30:MET:HG2	1.92	0.51
1:D:171:LEU:HD23	1:D:231:ALA:HB1	1.91	0.51
1:G:10:ILE:CD1	1:G:21:LEU:HD21	2.40	0.51
1:G:363:GLN:O	1:G:367:ILE:HG13	2.10	0.51
1:A:63:MET:CE	1:A:94:LEU:HD11	2.38	0.51
1:C:117:VAL:HG12	1:C:437:VAL:HG13	1.93	0.51
1:E:143:GLU:O	1:E:144:GLU:CB	2.58	0.51
1:E:145:GLY:HA3	1:E:455:ARG:H	1.74	0.51
1:F:170:LEU:HD13	1:F:228:THR:HA	1.93	0.51
1:G:117:VAL:HG12	1:G:437:VAL:HG13	1.92	0.51
1:F:305:LYS:HZ3	1:F:358:ARG:HA	1.71	0.51
1:A:156:LYS:O	1:A:158:VAL:HG23	2.11	0.51
1:B:40:ALA:C	1:B:42:VAL:H	2.13	0.51
1:D:170:LEU:HD13	1:D:228:THR:HA	1.93	0.51
1:E:141:LEU:CD1	1:E:176:LEU:HB3	2.40	0.51
1:E:145:GLY:HA3	1:E:454:LYS:CA	2.40	0.51
1:A:145:GLY:HA3	1:A:455:ARG:H	1.75	0.51
1:B:304:LEU:HG	1:B:367:ILE:HD13	1.93	0.51
1:C:11:VAL:HG22	1:C:16:THR:HG23	1.92	0.51
1:C:78:THR:HG21	1:C:118:ILE:H	1.76	0.51
1:D:64:PRO:HB3	1:D:69:VAL:HG22	1.92	0.51
1:E:404:ILE:HD11	1:E:423:VAL:HG21	1.91	0.51
1:F:11:VAL:HG22	1:F:16:THR:HG23	1.93	0.51
1:F:153:MET:HE1	1:F:220:ALA:O	2.11	0.51

Continued on next page...

Continued from previous page...

Atom-1	Atom-2	Interatomic distance (Å)	Clash overlap (Å)
1:H:278:PRO:CD	1:H:281:GLU:HB2	2.32	0.51
1:A:101:LEU:HD11	1:A:133:VAL:HG13	1.93	0.51
1:A:340:PRO:CB	1:A:413:VAL:HG21	2.40	0.51
1:C:346:VAL:HG22	1:C:368:VAL:HG11	1.93	0.51
1:D:241:THR:CG2	1:D:292:ARG:HG2	2.41	0.51
1:F:145:GLY:HA3	1:F:454:LYS:CA	2.41	0.51
1:G:45:ALA:O	1:G:48:CYS:HB2	2.10	0.51
1:G:241:THR:HG22	1:G:292:ARG:HE	1.76	0.51
1:H:10:ILE:CD1	1:H:21:LEU:HD21	2.41	0.51
1:C:30:MET:HE2	1:C:35:LEU:HD22	1.93	0.50
1:H:45:ALA:O	1:H:48:CYS:HB2	2.10	0.50
1:H:61:LEU:HD13	1:H:74:PHE:HA	1.93	0.50
1:H:143:GLU:O	1:H:144:GLU:CB	2.59	0.50
1:A:62:ASP:HB3	1:A:111:LYS:NZ	2.26	0.50
1:B:278:PRO:O	1:B:278:PRO:CD	2.58	0.50
1:D:278:PRO:O	1:D:279:ASN:HB2	2.11	0.50
1:F:117:VAL:HG12	1:F:437:VAL:HG13	1.93	0.50
1:E:278:PRO:O	1:E:279:ASN:HB2	2.11	0.50
1:F:30:MET:HE2	1:F:35:LEU:HD22	1.93	0.50
1:F:278:PRO:CD	1:F:278:PRO:O	2.58	0.50
1:G:143:GLU:O	1:G:144:GLU:CB	2.59	0.50
1:G:145:GLY:HA3	1:G:454:LYS:CA	2.41	0.50
1:D:261:GLY:N	1:D:310:GLN:NE2	2.43	0.50
1:D:288:SER:HA	1:D:289:PRO:C	2.31	0.50
1:E:156:LYS:O	1:E:158:VAL:HG23	2.11	0.50
1:G:62:ASP:HB3	1:G:111:LYS:NZ	2.26	0.50
1:A:62:ASP:HB3	1:A:111:LYS:HD3	1.93	0.50
1:F:130:THR:HG22	1:F:131:ASP:N	2.26	0.50
1:F:145:GLY:HA3	1:F:455:ARG:H	1.76	0.50
1:G:61:LEU:O	1:G:70:THR:HB	2.11	0.50
1:G:64:PRO:HB3	1:G:69:VAL:HG22	1.94	0.50
1:H:11:VAL:HG22	1:H:16:THR:HG23	1.92	0.50
1:B:45:ALA:O	1:B:48:CYS:HB2	2.12	0.50
1:B:377:GLY:HA3	1:B:456:ALA:HB3	1.94	0.50
1:D:11:VAL:HG22	1:D:16:THR:HG23	1.94	0.50
1:D:62:ASP:HB3	1:D:111:LYS:NZ	2.26	0.50
1:D:141:LEU:CD1	1:D:176:LEU:HB3	2.40	0.50
1:E:263:THR:HG21	1:E:300:LEU:HD13	1.92	0.50
1:F:62:ASP:HB3	1:F:111:LYS:HD3	1.94	0.50
1:F:153:MET:HE1	1:F:220:ALA:HB1	1.92	0.50
1:G:202:ASN:HB3	1:G:207:TYR:CE2	2.46	0.50

Continued on next page...

Continued from previous page...

Atom-1	Atom-2	Interatomic distance (Å)	Clash overlap (Å)
1:A:215:GLU:OE1	1:A:215:GLU:N	2.39	0.50
1:A:278:PRO:O	1:A:279:ASN:HB2	2.11	0.50
1:C:318:SER:HB2	1:C:413:VAL:HG13	1.93	0.50
1:D:153:MET:HE3	1:D:220:ALA:HB1	1.94	0.50
1:D:241:THR:HG22	1:D:292:ARG:HE	1.76	0.50
1:H:64:PRO:HB3	1:H:69:VAL:HG22	1.93	0.50
1:H:359:ILE:CG2	1:H:360:THR:N	2.74	0.50
1:B:61:LEU:O	1:B:70:THR:HB	2.11	0.50
1:A:93:CYS:HA	1:A:108:TRP:CE2	2.46	0.50
1:B:186:ASN:O	1:B:190:ILE:HG13	2.11	0.50
1:C:101:LEU:HD11	1:C:133:VAL:HG13	1.94	0.50
1:D:145:GLY:HA3	1:D:454:LYS:CA	2.42	0.50
1:G:278:PRO:O	1:G:279:ASN:HB2	2.12	0.50
1:B:266:GLN:CD	1:B:341:ILE:HD13	2.32	0.49
1:F:242:CYS:O	1:F:246:VAL:HG23	2.12	0.49
1:A:117:VAL:HG12	1:A:437:VAL:HG13	1.94	0.49
1:B:156:LYS:O	1:B:158:VAL:HG23	2.11	0.49
1:E:117:VAL:HG12	1:E:437:VAL:HG13	1.94	0.49
1:F:78:THR:CG2	1:F:117:VAL:HB	2.41	0.49
1:H:263:THR:CG2	1:H:264:CYS:N	2.75	0.49
1:B:10:ILE:CD1	1:B:21:LEU:HD21	2.42	0.49
1:B:117:VAL:HG12	1:B:437:VAL:HG13	1.93	0.49
1:B:170:LEU:HD13	1:B:228:THR:HA	1.93	0.49
1:C:303:ALA:HA	1:C:308:GLN:CG	2.33	0.49
1:D:386:VAL:HG12	1:D:387:VAL:N	2.27	0.49
1:G:186:ASN:OD1	1:G:189:VAL:HG23	2.13	0.49
1:H:241:THR:CG2	1:H:292:ARG:CG	2.89	0.49
1:C:10:ILE:CD1	1:C:21:LEU:HD21	2.42	0.49
1:C:15:ASP:CG	1:D:386:VAL:HG21	2.32	0.49
1:D:202:ASN:HB3	1:D:207:TYR:CE2	2.48	0.49
1:E:241:THR:CG2	1:E:292:ARG:CG	2.90	0.49
1:A:141:LEU:HD23	1:A:146:ILE:O	2.11	0.49
1:C:45:ALA:O	1:C:48:CYS:HB2	2.12	0.49
1:C:213:PRO:HG3	1:F:230:LEU:HD11	1.93	0.49
1:C:457:LYS:O	1:C:458:TYR:CB	2.60	0.49
1:E:61:LEU:O	1:E:70:THR:HB	2.13	0.49
1:E:101:LEU:HD11	1:E:133:VAL:HG13	1.94	0.49
1:E:278:PRO:O	1:E:278:PRO:CD	2.58	0.49
1:E:457:LYS:O	1:E:458:TYR:CB	2.60	0.49
1:F:141:LEU:HD23	1:F:146:ILE:O	2.12	0.49
1:F:359:ILE:CG2	1:F:360:THR:N	2.75	0.49

Continued on next page...

Continued from previous page...

Atom-1	Atom-2	Interatomic distance (Å)	Clash overlap (Å)
1:G:167:TYR:HE1	1:G:171:LEU:HD11	1.74	0.49
1:G:404:ILE:HD11	1:G:423:VAL:HG21	1.94	0.49
1:H:215:GLU:OE1	1:H:215:GLU:N	2.42	0.49
1:C:62:ASP:HB3	1:C:111:LYS:NZ	2.27	0.49
1:E:10:ILE:CD1	1:E:21:LEU:HD21	2.42	0.49
1:E:400:ILE:CD1	1:E:441:LYS:HZ1	2.22	0.49
1:F:10:ILE:HD13	1:F:21:LEU:HD21	1.95	0.49
1:G:11:VAL:HG22	1:G:16:THR:HG23	1.95	0.49
1:G:145:GLY:HA3	1:G:455:ARG:H	1.77	0.49
1:H:61:LEU:O	1:H:70:THR:HB	2.12	0.49
1:H:170:LEU:HD13	1:H:228:THR:HA	1.94	0.49
1:A:395:ILE:HD12	1:A:429:SER:HB2	1.93	0.49
1:C:171:LEU:HD23	1:C:231:ALA:HB1	1.95	0.49
1:D:78:THR:HG21	1:D:118:ILE:H	1.78	0.49
1:E:69:VAL:HG23	1:G:422:LYS:HD2	1.94	0.49
1:E:186:ASN:OD1	1:E:189:VAL:HG23	2.11	0.49
1:F:400:ILE:HD13	1:F:441:LYS:HZ3	1.78	0.49
1:A:266:GLN:CD	1:A:341:ILE:HD13	2.33	0.49
1:C:156:LYS:O	1:C:158:VAL:HG23	2.12	0.49
1:D:58:HIS:CD2	1:D:315:ASP:HA	2.48	0.49
1:D:117:VAL:CG1	1:D:437:VAL:HG13	2.43	0.49
1:E:263:THR:CG2	1:E:264:CYS:H	2.24	0.49
1:G:303:ALA:HA	1:G:308:GLN:CG	2.33	0.49
1:H:266:GLN:CD	1:H:341:ILE:HD13	2.32	0.49
1:H:345:ARG:NH1	1:H:368:VAL:HG13	2.28	0.49
1:A:457:LYS:O	1:A:458:TYR:CB	2.61	0.49
1:C:105:ILE:HG21	1:C:144:GLU:HG2	1.95	0.49
1:E:431:LEU:N	1:E:431:LEU:HD23	2.28	0.49
1:F:278:PRO:O	1:F:279:ASN:HB2	2.13	0.49
1:G:278:PRO:O	1:G:278:PRO:CD	2.59	0.49
1:A:377:GLY:HA3	1:A:456:ALA:HB3	1.95	0.49
1:D:278:PRO:CD	1:D:281:GLU:HB2	2.33	0.49
1:E:288:SER:HA	1:E:289:PRO:C	2.32	0.49
1:F:386:VAL:HG12	1:F:387:VAL:N	2.28	0.49
1:G:266:GLN:CD	1:G:341:ILE:HD13	2.32	0.49
1:H:319:PHE:HB2	1:H:325:LYS:HE2	1.95	0.49
1:B:105:ILE:HG21	1:B:144:GLU:HG2	1.95	0.48
1:G:30:MET:HE2	1:G:35:LEU:HD22	1.94	0.48
1:G:457:LYS:O	1:G:458:TYR:CB	2.61	0.48
1:H:288:SER:HA	1:H:289:PRO:C	2.33	0.48
1:A:153:MET:HE3	1:A:220:ALA:HB1	1.95	0.48

Continued on next page...

Continued from previous page...

Atom-1	Atom-2	Interatomic distance (Å)	Clash overlap (Å)
1:B:70:THR:HG22	1:B:72:ASP:H	1.78	0.48
1:C:62:ASP:HB3	1:C:111:LYS:HD3	1.96	0.48
1:C:340:PRO:CB	1:C:413:VAL:HG21	2.42	0.48
1:D:377:GLY:HA3	1:D:456:ALA:HB3	1.94	0.48
1:E:11:VAL:HG22	1:E:16:THR:HG23	1.93	0.48
1:E:109:HIS:NE2	1:E:144:GLU:OE2	2.46	0.48
1:E:202:ASN:HB3	1:E:207:TYR:CG	2.48	0.48
1:G:340:PRO:CB	1:G:413:VAL:HG21	2.39	0.48
1:H:20:HIS:CD2	1:H:34:ASN:N	2.81	0.48
1:A:379:PHE:CE1	1:A:380:PRO:HB3	2.49	0.48
1:B:288:SER:HA	1:B:289:PRO:C	2.34	0.48
1:F:359:ILE:CG2	1:F:360:THR:H	2.27	0.48
1:H:377:GLY:HA3	1:H:456:ALA:HB3	1.96	0.48
1:D:457:LYS:O	1:D:458:TYR:CB	2.58	0.48
1:E:400:ILE:HD13	1:E:441:LYS:HZ3	1.79	0.48
1:F:241:THR:CG2	1:F:292:ARG:CG	2.91	0.48
1:F:278:PRO:HD2	1:F:281:GLU:CB	2.30	0.48
1:H:20:HIS:CD2	1:H:34:ASN:H	2.30	0.48
1:H:101:LEU:HD11	1:H:133:VAL:HG13	1.94	0.48
1:H:202:ASN:HB3	1:H:207:TYR:CG	2.48	0.48
1:A:160:GLN:OE1	1:A:187:GLY:HA3	2.13	0.48
1:A:288:SER:HA	1:A:289:PRO:C	2.33	0.48
1:B:30:MET:HE2	1:B:35:LEU:HD22	1.94	0.48
1:B:64:PRO:HB3	1:B:69:VAL:HG22	1.96	0.48
1:B:117:VAL:CG1	1:B:437:VAL:HG13	2.44	0.48
1:B:171:LEU:HD23	1:B:231:ALA:HB1	1.94	0.48
1:B:457:LYS:O	1:B:458:TYR:CB	2.60	0.48
1:C:145:GLY:HA3	1:C:455:ARG:H	1.78	0.48
1:D:145:GLY:HA3	1:D:455:ARG:H	1.78	0.48
1:E:70:THR:HG22	1:E:72:ASP:H	1.79	0.48
1:E:305:LYS:HE3	1:E:305:LYS:HB2	1.72	0.48
1:F:137:LEU:N	1:F:138:PRO:HD2	2.29	0.48
1:A:429:SER:HA	1:A:438:VAL:O	2.13	0.48
1:E:182:VAL:O	1:E:238:VAL:HG22	2.13	0.48
1:A:386:VAL:HG11	1:B:17:TYR:CD1	2.48	0.48
1:B:62:ASP:HB3	1:B:111:LYS:HD3	1.96	0.48
1:C:360:THR:CG2	1:C:361:LEU:N	2.76	0.48
1:E:429:SER:HA	1:E:438:VAL:O	2.13	0.48
1:F:101:LEU:HD11	1:F:133:VAL:HG13	1.96	0.48
1:G:105:ILE:HG21	1:G:144:GLU:HG2	1.96	0.48
1:G:346:VAL:HG22	1:G:368:VAL:HG11	1.95	0.48

Continued on next page...

Continued from previous page...

Atom-1	Atom-2	Interatomic distance (Å)	Clash overlap (Å)
1:H:278:PRO:O	1:H:278:PRO:CD	2.61	0.48
1:A:20:HIS:CD2	1:A:34:ASN:N	2.81	0.48
1:A:137:LEU:N	1:A:138:PRO:HD2	2.28	0.48
1:C:61:LEU:O	1:C:70:THR:HB	2.14	0.48
1:C:145:GLY:HA3	1:C:454:LYS:CA	2.44	0.48
1:E:186:ASN:O	1:E:190:ILE:HG13	2.14	0.48
1:E:379:PHE:CE1	1:E:380:PRO:HB3	2.49	0.48
1:G:58:HIS:CD2	1:G:315:ASP:HA	2.48	0.48
1:H:167:TYR:HE1	1:H:171:LEU:HD11	1.76	0.48
1:H:340:PRO:CB	1:H:413:VAL:HG21	2.43	0.48
1:H:429:SER:HA	1:H:438:VAL:O	2.13	0.48
1:A:171:LEU:HD23	1:A:231:ALA:HB1	1.95	0.48
1:A:346:VAL:HG22	1:A:368:VAL:HG11	1.96	0.48
1:B:58:HIS:CD2	1:B:315:ASP:HA	2.48	0.48
1:D:192:TYR:HD2	1:E:168:CYS:SG	2.35	0.48
1:E:67:GLY:O	1:G:422:LYS:N	2.41	0.48
1:E:346:VAL:HG22	1:E:368:VAL:HG11	1.95	0.48
1:H:378:LEU:HD21	1:H:455:ARG:HG2	1.96	0.48
1:A:20:HIS:CD2	1:A:34:ASN:H	2.31	0.47
1:A:368:VAL:O	1:A:368:VAL:HG12	2.13	0.47
1:A:386:VAL:HG12	1:A:387:VAL:N	2.29	0.47
1:B:431:LEU:N	1:B:431:LEU:HD23	2.29	0.47
1:C:70:THR:HG22	1:C:72:ASP:H	1.79	0.47
1:F:143:GLU:OE2	1:F:143:GLU:HA	2.15	0.47
1:G:92:PHE:HE2	1:G:150:KCX:HD2	1.79	0.47
1:G:186:ASN:O	1:G:190:ILE:HG13	2.14	0.47
1:H:305:LYS:HZ3	1:H:358:ARG:HA	1.76	0.47
1:C:92:PHE:HE2	1:C:150:KCX:HD2	1.78	0.47
1:C:266:GLN:OE1	1:C:266:GLN:N	2.39	0.47
1:F:109:HIS:NE2	1:F:144:GLU:OE2	2.47	0.47
1:F:400:ILE:CD1	1:F:441:LYS:HZ1	2.26	0.47
1:F:431:LEU:HD23	1:F:431:LEU:N	2.29	0.47
1:G:63:MET:CE	1:G:94:LEU:HD11	2.44	0.47
1:H:62:ASP:HB3	1:H:111:LYS:HD3	1.95	0.47
1:H:141:LEU:HD23	1:H:146:ILE:O	2.14	0.47
1:B:153:MET:HE1	1:B:220:ALA:HB1	1.96	0.47
1:B:228:THR:OG1	1:B:235:LEU:HD22	2.13	0.47
1:C:30:MET:HB2	1:D:31:ILE:O	2.14	0.47
1:D:141:LEU:HD23	1:D:146:ILE:O	2.14	0.47
1:D:429:SER:HA	1:D:438:VAL:O	2.14	0.47
1:F:20:HIS:CD2	1:F:34:ASN:N	2.82	0.47

Continued on next page...

Continued from previous page...

Atom-1	Atom-2	Interatomic distance (Å)	Clash overlap (Å)
1:F:20:HIS:CD2	1:F:34:ASN:H	2.33	0.47
1:F:288:SER:HA	1:F:289:PRO:C	2.33	0.47
1:H:58:HIS:CD2	1:H:315:ASP:HA	2.48	0.47
1:H:117:VAL:CG1	1:H:437:VAL:HG13	2.44	0.47
1:H:304:LEU:HG	1:H:367:ILE:HD13	1.97	0.47
1:H:395:ILE:HD12	1:H:429:SER:HB2	1.95	0.47
1:A:266:GLN:OE1	1:A:266:GLN:N	2.40	0.47
1:C:359:ILE:CG2	1:C:360:THR:N	2.77	0.47
1:C:431:LEU:HD23	1:C:431:LEU:N	2.29	0.47
1:D:70:THR:HG22	1:D:72:ASP:H	1.79	0.47
1:D:359:ILE:CG2	1:D:360:THR:N	2.77	0.47
1:E:78:THR:HG21	1:E:118:ILE:H	1.79	0.47
1:H:171:LEU:HD23	1:H:231:ALA:HB1	1.95	0.47
1:B:141:LEU:HD23	1:B:146:ILE:O	2.13	0.47
1:B:266:GLN:OE1	1:B:266:GLN:N	2.40	0.47
1:C:202:ASN:HB3	1:C:207:TYR:CG	2.50	0.47
1:C:266:GLN:CD	1:C:341:ILE:HD13	2.35	0.47
1:C:278:PRO:O	1:C:278:PRO:CD	2.61	0.47
1:E:377:GLY:HA3	1:E:456:ALA:HB3	1.96	0.47
1:F:360:THR:CG2	1:F:361:LEU:N	2.78	0.47
1:H:62:ASP:HB3	1:H:111:LYS:NZ	2.28	0.47
1:A:186:ASN:OD1	1:A:189:VAL:HG23	2.14	0.47
1:A:329:ARG:CZ	1:D:67:GLY:HA3	2.45	0.47
1:C:141:LEU:HD23	1:C:146:ILE:O	2.14	0.47
1:C:263:THR:HG21	1:C:300:LEU:HD13	1.97	0.47
1:E:241:THR:HG22	1:E:292:ARG:HE	1.79	0.47
1:F:319:PHE:HB2	1:F:325:LYS:HE2	1.95	0.47
1:F:457:LYS:O	1:F:458:TYR:CB	2.63	0.47
1:G:109:HIS:NE2	1:G:144:GLU:OE2	2.48	0.47
1:G:360:THR:CG2	1:G:361:LEU:N	2.78	0.47
1:A:241:THR:CG2	1:A:292:ARG:CG	2.92	0.47
1:A:263:THR:CG2	1:A:264:CYS:N	2.72	0.47
1:C:117:VAL:CG1	1:C:437:VAL:HG13	2.44	0.47
1:D:167:TYR:HE1	1:D:171:LEU:HD11	1.73	0.47
1:D:242:CYS:O	1:D:246:VAL:HG23	2.14	0.47
1:E:150:KCX:HB3	1:E:181:MET:CE	2.45	0.47
1:E:340:PRO:CB	1:E:413:VAL:HG21	2.44	0.47
1:F:215:GLU:OE1	1:F:215:GLU:N	2.42	0.47
1:F:304:LEU:HG	1:F:367:ILE:HD13	1.96	0.47
1:G:70:THR:HG22	1:G:72:ASP:H	1.80	0.47
1:H:78:THR:CG2	1:H:118:ILE:H	2.28	0.47

Continued on next page...

Continued from previous page...

Atom-1	Atom-2	Interatomic distance (Å)	Clash overlap (Å)
1:H:156:LYS:O	1:H:158:VAL:HG23	2.15	0.47
1:A:70:THR:HG22	1:A:72:ASP:H	1.80	0.47
1:A:105:ILE:HG21	1:A:144:GLU:HG2	1.97	0.47
1:A:278:PRO:HD2	1:A:281:GLU:CB	2.29	0.47
1:C:160:GLN:OE1	1:C:187:GLY:HA3	2.15	0.47
1:D:360:THR:CG2	1:D:361:LEU:N	2.78	0.47
1:E:67:GLY:O	1:G:422:LYS:HB3	2.15	0.47
1:F:317:CYS:HB3	1:F:338:GLY:HA3	1.96	0.47
1:A:202:ASN:HB3	1:A:207:TYR:CG	2.49	0.47
1:D:105:ILE:HG21	1:D:144:GLU:HG2	1.97	0.47
1:D:125:MET:HG2	1:D:126:ILE:N	2.30	0.47
1:E:263:THR:CG2	1:E:264:CYS:N	2.78	0.47
1:F:346:VAL:HG22	1:F:368:VAL:HG11	1.96	0.47
1:H:153:MET:HE1	1:H:220:ALA:O	2.14	0.47
1:H:431:LEU:N	1:H:431:LEU:HD23	2.30	0.47
1:B:241:THR:CG2	1:B:292:ARG:CG	2.93	0.47
1:C:64:PRO:HB3	1:C:69:VAL:HG22	1.97	0.47
1:E:160:GLN:OE1	1:E:187:GLY:HA3	2.15	0.47
1:G:429:SER:HA	1:G:438:VAL:O	2.15	0.47
1:H:212:ARG:HG3	1:H:290:PRO:HG3	1.96	0.47
1:A:261:GLY:N	1:A:310:GLN:NE2	2.46	0.46
1:C:170:LEU:HD13	1:C:228:THR:HA	1.97	0.46
1:C:241:THR:CG2	1:C:292:ARG:CG	2.92	0.46
1:E:304:LEU:HG	1:E:367:ILE:HD13	1.96	0.46
1:F:117:VAL:CG1	1:F:437:VAL:HG13	2.45	0.46
1:G:241:THR:CG2	1:G:292:ARG:CG	2.93	0.46
1:B:359:ILE:CG2	1:B:360:THR:N	2.78	0.46
1:C:20:HIS:CD2	1:C:34:ASN:H	2.33	0.46
1:E:62:ASP:HB3	1:E:111:LYS:NZ	2.30	0.46
1:F:70:THR:HG22	1:F:72:ASP:H	1.80	0.46
1:G:119:ASP:OD1	1:G:451:GLN:HG2	2.15	0.46
1:A:117:VAL:CG1	1:A:437:VAL:HG13	2.45	0.46
1:B:78:THR:HG21	1:B:118:ILE:H	1.80	0.46
1:B:202:ASN:HB3	1:B:207:TYR:CG	2.51	0.46
1:C:120:TYR:N	1:C:120:TYR:CD1	2.83	0.46
1:D:431:LEU:N	1:D:431:LEU:HD23	2.31	0.46
1:E:117:VAL:CG1	1:E:437:VAL:HG13	2.46	0.46
1:E:409:HIS:C	1:E:409:HIS:CD2	2.89	0.46
1:G:78:THR:CG2	1:G:118:ILE:H	2.29	0.46
1:G:144:GLU:H	1:G:454:LYS:HZ1	1.59	0.46
1:G:261:GLY:N	1:G:310:GLN:NE2	2.46	0.46

Continued on next page...

Continued from previous page...

Atom-1	Atom-2	Interatomic distance (Å)	Clash overlap (Å)
1:H:109:HIS:NE2	1:H:144:GLU:OE2	2.49	0.46
1:H:158:VAL:HG12	1:H:159:PHE:CE1	2.50	0.46
1:H:359:ILE:CG2	1:H:360:THR:H	2.29	0.46
1:H:400:ILE:CD1	1:H:441:LYS:NZ	2.75	0.46
1:A:78:THR:HG21	1:A:118:ILE:H	1.81	0.46
1:B:137:LEU:N	1:B:138:PRO:HD2	2.31	0.46
1:D:10:ILE:HD13	1:D:21:LEU:HD21	1.98	0.46
1:D:129:ILE:HD13	1:D:168:CYS:HB3	1.97	0.46
1:D:137:LEU:N	1:D:138:PRO:HD2	2.30	0.46
1:D:318:SER:HB2	1:D:413:VAL:CG1	2.46	0.46
1:E:378:LEU:HD21	1:E:455:ARG:HG2	1.98	0.46
1:F:241:THR:HG22	1:F:292:ARG:HE	1.78	0.46
1:F:409:HIS:C	1:F:409:HIS:CD2	2.89	0.46
1:G:117:VAL:CG1	1:G:437:VAL:HG13	2.45	0.46
1:G:242:CYS:O	1:G:246:VAL:HG23	2.16	0.46
1:H:353:GLY:HA3	1:H:359:ILE:HD12	1.98	0.46
1:A:10:ILE:HD13	1:A:21:LEU:HD21	1.97	0.46
1:A:58:HIS:CD2	1:A:315:ASP:HA	2.51	0.46
1:A:305:LYS:HB2	1:A:305:LYS:HE3	1.75	0.46
1:C:377:GLY:HA3	1:C:456:ALA:HB3	1.98	0.46
1:D:379:PHE:CE1	1:D:380:PRO:HB3	2.51	0.46
1:F:105:ILE:HG21	1:F:144:GLU:HG2	1.97	0.46
1:G:53:GLY:HA2	1:G:394:VAL:HG23	1.98	0.46
1:G:349:LEU:HD11	1:G:359:ILE:HD11	1.97	0.46
1:A:279:ASN:ND2	1:D:64:PRO:O	2.48	0.46
1:C:10:ILE:O	1:C:16:THR:HA	2.16	0.46
1:C:78:THR:CG2	1:C:118:ILE:H	2.29	0.46
1:C:122:PHE:HB2	1:C:146:ILE:HD12	1.97	0.46
1:C:137:LEU:N	1:C:138:PRO:HD2	2.30	0.46
1:D:20:HIS:CD2	1:D:34:ASN:H	2.33	0.46
1:F:78:THR:HG21	1:F:118:ILE:H	1.80	0.46
1:F:186:ASN:OD1	1:F:189:VAL:HG23	2.16	0.46
1:F:202:ASN:HB3	1:F:207:TYR:CG	2.50	0.46
1:G:359:ILE:CG2	1:G:360:THR:N	2.79	0.46
1:G:368:VAL:O	1:G:368:VAL:HG12	2.16	0.46
1:H:119:ASP:OD1	1:H:451:GLN:HG2	2.16	0.46
1:A:316:GLN:HB2	1:A:342:ILE:HB	1.98	0.46
1:B:316:GLN:HB2	1:B:342:ILE:HB	1.98	0.46
1:B:340:PRO:CB	1:B:413:VAL:HG21	2.42	0.46
1:C:400:ILE:CD1	1:C:441:LYS:HZ1	2.27	0.46
1:D:20:HIS:CD2	1:D:34:ASN:N	2.84	0.46

Continued on next page...

Continued from previous page...

Atom-1	Atom-2	Interatomic distance (Å)	Clash overlap (Å)
1:D:160:GLN:OE1	1:D:187:GLY:HA3	2.16	0.46
1:D:186:ASN:OD1	1:D:189:VAL:HG23	2.15	0.46
1:D:304:LEU:HG	1:D:367:ILE:HD13	1.97	0.46
1:D:400:ILE:CD1	1:D:441:LYS:HZ1	2.26	0.46
1:F:122:PHE:HB2	1:F:146:ILE:HD12	1.97	0.46
1:F:355:LYS:HE3	1:F:398:PRO:O	2.16	0.46
1:F:368:VAL:O	1:F:368:VAL:HG12	2.15	0.46
1:F:377:GLY:HA3	1:F:456:ALA:HB3	1.98	0.46
1:H:63:MET:HA	1:H:64:PRO:HD3	1.66	0.46
1:B:63:MET:HA	1:B:64:PRO:HD3	1.66	0.46
1:C:242:CYS:O	1:C:246:VAL:HG23	2.16	0.46
1:G:153:MET:HE1	1:G:220:ALA:HB1	1.97	0.46
1:H:70:THR:HG22	1:H:72:ASP:H	1.80	0.46
1:H:241:THR:HG23	1:H:292:ARG:HG2	1.98	0.46
1:A:170:LEU:HD13	1:A:228:THR:HA	1.97	0.46
1:C:230:LEU:HD22	1:F:216:LEU:HD21	1.98	0.46
1:D:345:ARG:NH1	1:D:368:VAL:HG13	2.31	0.46
1:H:125:MET:HG2	1:H:126:ILE:N	2.30	0.46
1:A:64:PRO:HB3	1:A:69:VAL:HG22	1.99	0.45
1:C:153:MET:HE3	1:C:220:ALA:HB1	1.97	0.45
1:D:62:ASP:HB3	1:D:111:LYS:HD3	1.98	0.45
1:G:202:ASN:HB3	1:G:207:TYR:CG	2.51	0.45
1:H:137:LEU:N	1:H:138:PRO:HD2	2.31	0.45
1:H:457:LYS:O	1:H:458:TYR:CB	2.62	0.45
1:A:186:ASN:O	1:A:190:ILE:HG13	2.16	0.45
1:A:192:TYR:HE2	1:H:129:ILE:HD11	1.80	0.45
1:A:304:LEU:HG	1:A:367:ILE:HD13	1.98	0.45
1:B:160:GLN:OE1	1:B:187:GLY:HA3	2.16	0.45
1:F:429:SER:HA	1:F:438:VAL:O	2.15	0.45
1:G:10:ILE:O	1:G:16:THR:HA	2.16	0.45
1:G:129:ILE:HD13	1:G:168:CYS:HB3	1.97	0.45
1:G:129:ILE:HG13	1:G:129:ILE:O	2.17	0.45
1:G:153:MET:HE1	1:G:220:ALA:O	2.15	0.45
1:G:171:LEU:HD23	1:G:231:ALA:HB1	1.98	0.45
1:H:92:PHE:CE2	1:H:150:KCX:HD2	2.51	0.45
1:A:109:HIS:NE2	1:A:144:GLU:OE2	2.48	0.45
1:B:119:ASP:OD1	1:B:451:GLN:HG2	2.15	0.45
1:B:186:ASN:OD1	1:B:189:VAL:HG23	2.16	0.45
1:B:278:PRO:CD	1:B:281:GLU:HB2	2.35	0.45
1:D:143:GLU:HA	1:D:143:GLU:OE2	2.16	0.45
1:D:278:PRO:O	1:D:278:PRO:CD	2.62	0.45

Continued on next page...

Continued from previous page...

Atom-1	Atom-2	Interatomic distance (Å)	Clash overlap (Å)
1:E:137:LEU:N	1:E:138:PRO:HD2	2.32	0.45
1:E:152:PHE:CD1	1:E:159:PHE:HB3	2.52	0.45
1:F:63:MET:CE	1:F:94:LEU:HD11	2.46	0.45
1:G:10:ILE:HD11	1:G:21:LEU:HD21	1.99	0.45
1:H:186:ASN:O	1:H:190:ILE:HG13	2.16	0.45
1:A:167:TYR:HE1	1:A:171:LEU:HD11	1.74	0.45
1:A:212:ARG:HG3	1:A:290:PRO:HG3	1.99	0.45
1:D:10:ILE:HD11	1:D:21:LEU:HD21	1.99	0.45
1:D:262:GLU:HG2	1:D:263:THR:N	2.31	0.45
1:E:58:HIS:CD2	1:E:315:ASP:HA	2.52	0.45
1:E:359:ILE:CG2	1:E:360:THR:N	2.77	0.45
1:G:100:PRO:HG2	1:G:103:LYS:HB2	1.99	0.45
1:G:141:LEU:HD23	1:G:146:ILE:O	2.16	0.45
1:G:321:PHE:HA	1:G:325:LYS:HB2	1.99	0.45
1:A:17:TYR:CE1	1:B:386:VAL:HG11	2.51	0.45
1:A:129:ILE:HD11	1:H:192:TYR:HE2	1.80	0.45
1:A:150:KCX:HG2	1:A:151:VAL:N	2.30	0.45
1:B:100:PRO:HG2	1:B:103:LYS:HB2	1.99	0.45
1:B:378:LEU:HD21	1:B:455:ARG:HG2	1.98	0.45
1:C:20:HIS:CD2	1:C:34:ASN:N	2.85	0.45
1:C:30:MET:CE	1:C:35:LEU:HD22	2.46	0.45
1:C:303:ALA:CA	1:C:308:GLN:HG2	2.35	0.45
1:C:304:LEU:HG	1:C:367:ILE:HD13	1.98	0.45
1:D:241:THR:CG2	1:D:292:ARG:CG	2.94	0.45
1:E:153:MET:HE1	1:E:220:ALA:HB1	1.97	0.45
1:E:316:GLN:HB2	1:E:342:ILE:HB	1.99	0.45
1:F:262:GLU:HG2	1:F:263:THR:N	2.31	0.45
1:H:304:LEU:HD12	1:H:304:LEU:HA	1.80	0.45
1:H:316:GLN:HB2	1:H:342:ILE:HB	1.97	0.45
1:D:63:MET:CE	1:D:94:LEU:HD11	2.44	0.45
1:E:10:ILE:O	1:E:16:THR:HA	2.17	0.45
1:E:78:THR:CG2	1:E:117:VAL:HB	2.46	0.45
1:E:105:ILE:HG21	1:E:144:GLU:HG2	1.98	0.45
1:E:212:ARG:HG3	1:E:290:PRO:HG3	1.99	0.45
1:F:167:TYR:HE1	1:F:171:LEU:HD11	1.74	0.45
1:F:353:GLY:HA3	1:F:359:ILE:HD12	1.99	0.45
1:G:170:LEU:HD13	1:G:228:THR:HA	1.98	0.45
1:G:278:PRO:HD2	1:G:281:GLU:CB	2.33	0.45
1:H:105:ILE:HG21	1:H:144:GLU:HG2	1.99	0.45
1:H:145:GLY:HA3	1:H:455:ARG:N	2.32	0.45
1:A:262:GLU:HG2	1:A:263:THR:N	2.30	0.45

Continued on next page...

Continued from previous page...

Atom-1	Atom-2	Interatomic distance (Å)	Clash overlap (Å)
1:B:145:GLY:HA3	1:B:455:ARG:N	2.31	0.45
1:F:120:TYR:CD1	1:F:120:TYR:N	2.84	0.45
1:F:152:PHE:CD1	1:F:159:PHE:HB3	2.51	0.45
1:H:129:ILE:O	1:H:129:ILE:HG13	2.17	0.45
1:H:266:GLN:OE1	1:H:266:GLN:N	2.42	0.45
1:A:125:MET:HG2	1:A:126:ILE:N	2.31	0.45
1:A:278:PRO:HD2	1:A:278:PRO:O	2.16	0.45
1:A:409:HIS:C	1:A:409:HIS:CD2	2.90	0.45
1:B:20:HIS:CD2	1:B:34:ASN:N	2.85	0.45
1:B:321:PHE:HA	1:B:325:LYS:HB2	1.99	0.45
1:C:230:LEU:HD11	1:F:213:PRO:HG3	1.98	0.45
1:D:129:ILE:HG13	1:D:129:ILE:O	2.17	0.45
1:F:212:ARG:HG3	1:F:290:PRO:HG3	1.99	0.45
1:F:304:LEU:HD12	1:F:304:LEU:HA	1.77	0.45
1:F:318:SER:HB2	1:F:413:VAL:CG1	2.47	0.45
1:G:278:PRO:CD	1:G:281:GLU:HB2	2.33	0.45
1:H:124:LEU:HB2	1:H:146:ILE:HG21	1.99	0.45
1:C:202:ASN:HB3	1:C:207:TYR:CZ	2.51	0.45
1:C:386:VAL:HG11	1:D:17:TYR:CE1	2.51	0.45
1:C:409:HIS:C	1:C:409:HIS:CD2	2.90	0.45
1:D:212:ARG:HG3	1:D:290:PRO:HG3	1.99	0.45
1:G:409:HIS:CD2	1:G:409:HIS:C	2.91	0.45
1:H:360:THR:CG2	1:H:361:LEU:N	2.80	0.45
1:A:10:ILE:HD11	1:A:21:LEU:HD21	1.99	0.45
1:A:345:ARG:NH1	1:A:368:VAL:HG13	2.31	0.45
1:B:124:LEU:HB2	1:B:146:ILE:HG21	1.99	0.45
1:B:320:ASP:HB3	1:B:414:ASP:OD2	2.17	0.45
1:C:212:ARG:HG3	1:C:290:PRO:HG3	1.99	0.45
1:D:230:LEU:HD13	1:E:215:GLU:CB	2.45	0.45
1:D:353:GLY:HA3	1:D:359:ILE:HD12	1.99	0.45
1:D:409:HIS:C	1:D:409:HIS:CD2	2.89	0.45
1:E:215:GLU:OE1	1:E:215:GLU:N	2.45	0.45
1:E:278:PRO:CD	1:E:281:GLU:HB2	2.35	0.45
1:E:349:LEU:HD11	1:E:359:ILE:HD11	1.99	0.45
1:F:78:THR:CG2	1:F:118:ILE:H	2.30	0.45
1:F:176:LEU:O	1:F:457:LYS:HE2	2.17	0.45
1:F:305:LYS:HB2	1:F:305:LYS:HE3	1.75	0.45
1:G:212:ARG:HG3	1:G:290:PRO:HG3	1.99	0.45
1:G:262:GLU:HG2	1:G:263:THR:N	2.32	0.45
1:A:129:ILE:O	1:A:129:ILE:HG13	2.17	0.44
1:A:320:ASP:HB3	1:A:414:ASP:OD2	2.17	0.44

Continued on next page...

Continued from previous page...

Atom-1	Atom-2	Interatomic distance (Å)	Clash overlap (Å)
1:C:58:HIS:CD2	1:C:315:ASP:HA	2.52	0.44
1:C:63:MET:CE	1:C:94:LEU:HD11	2.47	0.44
1:C:241:THR:HG22	1:C:292:ARG:HE	1.78	0.44
1:D:170:LEU:HD23	1:D:180:VAL:HG21	1.99	0.44
1:D:278:PRO:HD2	1:D:281:GLU:CB	2.33	0.44
1:F:129:ILE:HD13	1:F:168:CYS:HB3	1.93	0.44
1:F:186:ASN:O	1:F:190:ILE:HG13	2.16	0.44
1:F:379:PHE:CE1	1:F:380:PRO:HB3	2.51	0.44
1:H:120:TYR:CD1	1:H:120:TYR:N	2.85	0.44
1:H:379:PHE:CE1	1:H:380:PRO:HB3	2.52	0.44
1:B:386:VAL:HG12	1:B:387:VAL:N	2.32	0.44
1:D:202:ASN:HB3	1:D:207:TYR:CG	2.52	0.44
1:E:129:ILE:HG13	1:E:129:ILE:O	2.17	0.44
1:E:409:HIS:HD2	1:E:409:HIS:O	1.99	0.44
1:G:304:LEU:HD12	1:G:304:LEU:HA	1.75	0.44
1:A:431:LEU:N	1:A:431:LEU:HD23	2.32	0.44
1:B:429:SER:HA	1:B:438:VAL:O	2.16	0.44
1:C:129:ILE:HD13	1:C:168:CYS:HB3	1.97	0.44
1:C:215:GLU:OE1	1:C:215:GLU:N	2.45	0.44
1:D:368:VAL:O	1:D:368:VAL:HG12	2.18	0.44
1:E:125:MET:HG2	1:E:126:ILE:N	2.33	0.44
1:G:63:MET:HA	1:G:64:PRO:HD3	1.67	0.44
1:G:431:LEU:N	1:G:431:LEU:HD23	2.32	0.44
1:B:354:VAL:CG2	1:B:364:PHE:HB2	2.47	0.44
1:D:100:PRO:HG2	1:D:103:LYS:HB2	1.99	0.44
1:F:124:LEU:HB2	1:F:146:ILE:HG21	1.98	0.44
1:F:150:KCX:HD3	1:F:151:VAL:H	1.81	0.44
1:G:117:VAL:HG11	1:G:443:PHE:HE1	1.83	0.44
1:H:263:THR:HG21	1:H:300:LEU:HD13	1.98	0.44
1:B:129:ILE:HG13	1:B:129:ILE:O	2.17	0.44
1:B:182:VAL:O	1:B:238:VAL:HG22	2.17	0.44
1:E:145:GLY:HA3	1:E:455:ARG:N	2.32	0.44
1:F:409:HIS:O	1:F:409:HIS:HD2	2.01	0.44
1:H:242:CYS:O	1:H:246:VAL:HG23	2.17	0.44
1:A:15:ASP:OD1	1:B:386:VAL:HG21	2.16	0.44
1:C:429:SER:HA	1:C:438:VAL:O	2.17	0.44
1:C:379:PHE:CE1	1:C:380:PRO:HB3	2.53	0.44
1:D:158:VAL:HG12	1:D:159:PHE:CE1	2.51	0.44
1:E:143:GLU:HA	1:E:143:GLU:OE2	2.17	0.44
1:E:153:MET:HE1	1:E:220:ALA:O	2.18	0.44
1:F:101:LEU:HD13	1:F:124:LEU:HD21	2.00	0.44

Continued on next page...

Continued from previous page...

Atom-1	Atom-2	Interatomic distance (Å)	Clash overlap (Å)
1:G:176:LEU:O	1:G:457:LYS:HE2	2.18	0.44
1:H:10:ILE:HD13	1:H:21:LEU:HD21	2.00	0.44
1:H:160:GLN:OE1	1:H:187:GLY:HA3	2.17	0.44
1:A:145:GLY:HA3	1:A:455:ARG:N	2.33	0.44
1:B:10:ILE:O	1:B:16:THR:HA	2.18	0.44
1:B:260:TRP:CE2	1:B:375:LEU:HD21	2.53	0.44
1:B:278:PRO:HD2	1:B:281:GLU:CB	2.35	0.44
1:B:345:ARG:NH1	1:B:368:VAL:HG13	2.33	0.44
1:C:101:LEU:HD13	1:C:124:LEU:HD21	2.00	0.44
1:C:316:GLN:HB2	1:C:342:ILE:HB	1.99	0.44
1:C:386:VAL:HG12	1:C:387:VAL:N	2.33	0.44
1:D:223:ARG:HD3	1:E:223:ARG:CD	2.34	0.44
1:D:319:PHE:HB2	1:D:325:LYS:HE2	1.99	0.44
1:E:318:SER:HB2	1:E:413:VAL:CG1	2.48	0.44
1:G:62:ASP:HB3	1:G:111:LYS:HD3	1.99	0.44
1:G:306:ASN:ND2	1:H:256:GLY:HA2	2.33	0.44
1:A:319:PHE:HB2	1:A:325:LYS:HE2	1.99	0.44
1:B:63:MET:CE	1:B:94:LEU:HD11	2.42	0.44
1:D:78:THR:CG2	1:D:118:ILE:H	2.30	0.44
1:E:158:VAL:HG12	1:E:159:PHE:CE1	2.53	0.44
1:E:176:LEU:O	1:E:457:LYS:HE2	2.17	0.44
1:F:321:PHE:HA	1:F:325:LYS:HB2	2.00	0.44
1:G:409:HIS:HD2	1:G:409:HIS:O	2.01	0.44
1:A:304:LEU:HD12	1:A:304:LEU:HA	1.75	0.43
1:C:226:GLN:OE1	1:F:219:GLU:HA	2.17	0.43
1:C:355:LYS:HE3	1:C:398:PRO:O	2.17	0.43
1:D:219:GLU:HA	1:E:226:GLN:OE1	2.18	0.43
1:D:355:LYS:HE3	1:D:398:PRO:O	2.18	0.43
1:E:45:ALA:O	1:E:48:CYS:HB2	2.18	0.43
1:F:158:VAL:HG12	1:F:159:PHE:CE1	2.53	0.43
1:F:359:ILE:HG22	1:F:360:THR:O	2.17	0.43
1:G:137:LEU:N	1:G:138:PRO:HD2	2.32	0.43
1:H:117:VAL:HG11	1:H:443:PHE:HE1	1.83	0.43
1:A:10:ILE:O	1:A:16:THR:HA	2.19	0.43
1:A:53:GLY:HA2	1:A:394:VAL:HG23	1.99	0.43
1:A:192:TYR:CD2	1:H:129:ILE:HD11	2.54	0.43
1:B:10:ILE:HD13	1:B:21:LEU:HD21	2.00	0.43
1:B:109:HIS:NE2	1:B:144:GLU:OE2	2.51	0.43
1:B:368:VAL:O	1:B:368:VAL:HG12	2.18	0.43
1:B:379:PHE:CE1	1:B:380:PRO:HB3	2.53	0.43
1:C:152:PHE:O	1:C:160:GLN:HA	2.18	0.43

Continued on next page...

Continued from previous page...

Atom-1	Atom-2	Interatomic distance (Å)	Clash overlap (Å)
1:D:317:CYS:HB3	1:D:338:GLY:HA3	2.00	0.43
1:D:349:LEU:HD11	1:D:359:ILE:HD11	2.00	0.43
1:E:101:LEU:HD13	1:E:124:LEU:HD21	2.00	0.43
1:F:144:GLU:H	1:F:454:LYS:HZ3	1.66	0.43
1:A:122:PHE:HB2	1:A:146:ILE:HD12	1.99	0.43
1:A:242:CYS:O	1:A:246:VAL:HG23	2.18	0.43
1:A:332:PHE:CE2	1:A:333:THR:HG22	2.53	0.43
1:C:150:KCX:HB3	1:C:181:MET:HE3	2.00	0.43
1:E:242:CYS:O	1:E:246:VAL:HG23	2.18	0.43
1:F:10:ILE:HD11	1:F:21:LEU:HD21	1.99	0.43
1:G:20:HIS:CD2	1:G:34:ASN:H	2.36	0.43
1:H:122:PHE:HB2	1:H:146:ILE:HD12	1.99	0.43
1:H:355:LYS:HE3	1:H:398:PRO:O	2.19	0.43
1:B:20:HIS:CD2	1:B:34:ASN:H	2.36	0.43
1:D:122:PHE:HB2	1:D:146:ILE:HD12	2.00	0.43
1:D:126:ILE:HD12	1:D:149:LEU:HB3	2.00	0.43
1:F:58:HIS:CD2	1:F:315:ASP:HA	2.53	0.43
1:F:202:ASN:HB3	1:F:207:TYR:CZ	2.53	0.43
1:G:20:HIS:CD2	1:G:34:ASN:N	2.86	0.43
1:G:316:GLN:HB2	1:G:342:ILE:HB	2.01	0.43
1:H:176:LEU:O	1:H:457:LYS:HE2	2.18	0.43
1:B:202:ASN:HB3	1:B:207:TYR:CZ	2.54	0.43
1:B:242:CYS:O	1:B:246:VAL:HG23	2.18	0.43
1:C:78:THR:CG2	1:C:117:VAL:HB	2.47	0.43
1:C:368:VAL:O	1:C:368:VAL:HG12	2.18	0.43
1:D:78:THR:CG2	1:D:117:VAL:HB	2.47	0.43
1:D:316:GLN:HB2	1:D:342:ILE:HB	2.00	0.43
1:H:78:THR:CG2	1:H:117:VAL:HB	2.48	0.43
1:H:268:LEU:HG	1:H:301:TRP:CE2	2.53	0.43
1:A:359:ILE:CG2	1:A:360:THR:N	2.77	0.43
1:B:212:ARG:HG3	1:B:290:PRO:HG3	2.01	0.43
1:C:10:ILE:HD13	1:C:21:LEU:HD21	2.00	0.43
1:D:120:TYR:CD1	1:D:120:TYR:N	2.86	0.43
1:E:30:MET:HE2	1:E:35:LEU:HD22	1.99	0.43
1:E:120:TYR:N	1:E:120:TYR:CD1	2.86	0.43
1:G:351:SER:HB2	1:G:423:VAL:HG13	2.01	0.43
1:H:126:ILE:HD12	1:H:149:LEU:HB3	2.01	0.43
1:H:318:SER:HB2	1:H:413:VAL:CG1	2.48	0.43
1:H:354:VAL:CG2	1:H:364:PHE:HB2	2.49	0.43
1:A:152:PHE:CD1	1:A:159:PHE:HB3	2.54	0.43
1:A:294:LYS:HD2	1:A:297:GLN:HE22	1.84	0.43

Continued on next page...

Continued from previous page...

Atom-1	Atom-2	Interatomic distance (Å)	Clash overlap (Å)
1:B:71:LYS:CE	1:B:320:ASP:OD2	2.63	0.43
1:B:181:MET:HE3	1:B:181:MET:HB2	1.94	0.43
1:C:192:TYR:HD2	1:F:168:CYS:SG	2.40	0.43
1:C:349:LEU:HD11	1:C:359:ILE:HD11	2.01	0.43
1:D:215:GLU:OE1	1:D:215:GLU:N	2.45	0.43
1:E:78:THR:CG2	1:E:118:ILE:H	2.32	0.43
1:E:355:LYS:HE3	1:E:398:PRO:O	2.18	0.43
1:F:126:ILE:HD12	1:F:149:LEU:HB3	2.00	0.43
1:F:350:PHE:O	1:F:354:VAL:HB	2.19	0.43
1:G:145:GLY:HA3	1:G:455:ARG:N	2.34	0.43
1:G:263:THR:HG21	1:G:300:LEU:HD13	2.01	0.43
1:G:386:VAL:HG12	1:G:387:VAL:N	2.34	0.43
1:H:281:GLU:OE2	1:H:284:LYS:HE3	2.19	0.43
1:H:409:HIS:C	1:H:409:HIS:CD2	2.91	0.43
1:A:119:ASP:OD1	1:A:451:GLN:HG2	2.18	0.43
1:A:120:TYR:N	1:A:120:TYR:CD1	2.86	0.43
1:A:143:GLU:HA	1:A:143:GLU:OE2	2.19	0.43
1:B:122:PHE:HB2	1:B:146:ILE:HD12	2.00	0.43
1:B:262:GLU:HG2	1:B:263:THR:N	2.32	0.43
1:B:304:LEU:HA	1:B:304:LEU:HD12	1.81	0.43
1:C:58:HIS:HE1	1:C:239:HIS:CD2	2.37	0.43
1:D:81:ALA:HB2	1:D:342:ILE:CD1	2.49	0.43
1:D:321:PHE:HA	1:D:325:LYS:HB2	2.00	0.43
1:D:359:ILE:HG22	1:D:360:THR:O	2.18	0.43
1:E:53:GLY:HA2	1:E:394:VAL:HG23	2.00	0.43
1:E:64:PRO:HB3	1:E:69:VAL:HG22	1.99	0.43
1:F:89:ILE:O	1:F:120:TYR:HA	2.19	0.43
1:F:316:GLN:HB2	1:F:342:ILE:HB	2.00	0.43
1:G:114:GLY:HA2	1:G:448:GLY:HA2	2.01	0.43
1:A:351:SER:HB2	1:A:423:VAL:HG13	2.01	0.43
1:A:353:GLY:HA3	1:A:359:ILE:HD12	1.99	0.43
1:C:125:MET:HG2	1:C:126:ILE:N	2.32	0.43
1:E:10:ILE:HD13	1:E:21:LEU:HD21	2.01	0.43
1:E:62:ASP:HB3	1:E:111:LYS:HD3	2.00	0.43
1:E:67:GLY:O	1:G:422:LYS:CB	2.67	0.43
1:E:262:GLU:HG2	1:E:263:THR:N	2.34	0.43
1:E:321:PHE:HA	1:E:325:LYS:HB2	2.00	0.43
1:G:182:VAL:O	1:G:238:VAL:HG22	2.19	0.43
1:B:117:VAL:HG11	1:B:443:PHE:HE1	1.84	0.43
1:B:153:MET:HE1	1:B:220:ALA:O	2.19	0.43
1:B:409:HIS:C	1:B:409:HIS:CD2	2.92	0.43

Continued on next page...

Continued from previous page...

Atom-1	Atom-2	Interatomic distance (Å)	Clash overlap (Å)
1:C:109:HIS:NE2	1:C:144:GLU:OE2	2.52	0.43
1:C:345:ARG:NH1	1:C:368:VAL:HG13	2.33	0.43
1:C:378:LEU:HD21	1:C:455:ARG:HG2	2.01	0.43
1:E:202:ASN:HB3	1:E:207:TYR:CZ	2.53	0.43
1:E:358:ARG:O	1:E:359:ILE:O	2.37	0.43
1:E:360:THR:CG2	1:E:361:LEU:N	2.82	0.43
1:G:378:LEU:HD21	1:G:455:ARG:HG2	2.01	0.43
1:H:351:SER:HB2	1:H:423:VAL:HG13	2.00	0.43
1:A:78:THR:CG2	1:A:118:ILE:H	2.32	0.42
1:A:359:ILE:CG2	1:A:360:THR:H	2.30	0.42
1:C:119:ASP:OD1	1:C:451:GLN:HG2	2.19	0.42
1:D:129:ILE:HD11	1:E:192:TYR:CD2	2.53	0.42
1:F:100:PRO:HG2	1:F:103:LYS:HB2	2.01	0.42
1:F:118:ILE:O	1:F:450:GLY:HA3	2.19	0.42
1:F:170:LEU:HA	1:F:180:VAL:HG21	2.01	0.42
1:H:143:GLU:HA	1:H:143:GLU:OE2	2.19	0.42
1:H:337:ASN:N	1:H:337:ASN:HD22	2.16	0.42
1:H:349:LEU:HD11	1:H:359:ILE:HD11	2.00	0.42
1:H:386:VAL:HG12	1:H:387:VAL:N	2.34	0.42
1:A:349:LEU:HD11	1:A:359:ILE:HD11	2.02	0.42
1:C:409:HIS:HD2	1:C:409:HIS:O	2.02	0.42
1:D:41:GLU:O	1:D:42:VAL:C	2.57	0.42
1:E:20:HIS:CD2	1:E:34:ASN:H	2.37	0.42
1:E:124:LEU:HB2	1:E:146:ILE:HG21	2.01	0.42
1:E:317:CYS:HB3	1:E:338:GLY:HA3	2.01	0.42
1:F:125:MET:HG2	1:F:126:ILE:N	2.34	0.42
1:F:152:PHE:O	1:F:160:GLN:HA	2.19	0.42
1:G:124:LEU:HB2	1:G:146:ILE:HG21	2.00	0.42
1:G:143:GLU:HA	1:G:143:GLU:OE2	2.19	0.42
1:G:319:PHE:HB2	1:G:325:LYS:HE2	2.00	0.42
1:G:354:VAL:CG2	1:G:364:PHE:HB2	2.48	0.42
1:H:10:ILE:O	1:H:16:THR:HA	2.19	0.42
1:H:202:ASN:HB3	1:H:207:TYR:CZ	2.54	0.42
1:H:241:THR:HG22	1:H:242:CYS:N	2.33	0.42
1:A:354:VAL:CG2	1:A:364:PHE:HB2	2.49	0.42
1:B:263:THR:HG21	1:B:300:LEU:HD13	2.01	0.42
1:D:337:ASN:N	1:D:337:ASN:HD22	2.17	0.42
1:F:268:LEU:HG	1:F:301:TRP:CE2	2.54	0.42
1:F:278:PRO:HD2	1:F:278:PRO:O	2.19	0.42
1:F:344:ASP:O	1:F:348:ILE:HG13	2.20	0.42
1:G:355:LYS:HE3	1:G:398:PRO:O	2.19	0.42

Continued on next page...

Continued from previous page...

Atom-1	Atom-2	Interatomic distance (Å)	Clash overlap (Å)
1:H:241:THR:HG21	1:H:292:ARG:NE	2.33	0.42
1:H:278:PRO:HD2	1:H:281:GLU:CB	2.32	0.42
1:B:400:ILE:HD13	1:B:441:LYS:HZ3	1.77	0.42
1:C:152:PHE:CD1	1:C:159:PHE:HB3	2.54	0.42
1:C:268:LEU:HG	1:C:301:TRP:CE2	2.55	0.42
1:D:152:PHE:CD1	1:D:159:PHE:HB3	2.54	0.42
1:F:62:ASP:HB3	1:F:111:LYS:HZ3	1.84	0.42
1:G:125:MET:HG2	1:G:126:ILE:N	2.34	0.42
1:A:101:LEU:HD13	1:A:124:LEU:HD21	2.01	0.42
1:B:41:GLU:O	1:B:42:VAL:C	2.58	0.42
1:B:125:MET:HG2	1:B:126:ILE:N	2.33	0.42
1:C:262:GLU:HG2	1:C:263:THR:N	2.34	0.42
1:D:124:LEU:HB2	1:D:146:ILE:HG21	2.01	0.42
1:D:359:ILE:CG2	1:D:360:THR:H	2.32	0.42
1:E:20:HIS:CD2	1:E:34:ASN:N	2.87	0.42
1:E:122:PHE:HB2	1:E:146:ILE:HD12	2.01	0.42
1:E:353:GLY:HA3	1:E:359:ILE:HD12	2.01	0.42
1:F:145:GLY:HA3	1:F:455:ARG:N	2.34	0.42
1:F:378:LEU:HD21	1:F:455:ARG:HG2	2.02	0.42
1:H:101:LEU:HD13	1:H:124:LEU:HD21	2.01	0.42
1:A:321:PHE:HA	1:A:325:LYS:HB2	2.02	0.42
1:B:120:TYR:N	1:B:120:TYR:CD1	2.86	0.42
1:B:349:LEU:HD11	1:B:359:ILE:HD11	2.01	0.42
1:C:321:PHE:HA	1:C:325:LYS:HB2	2.01	0.42
1:H:229:GLU:HG3	1:H:257:LEU:HD21	2.01	0.42
1:A:124:LEU:HB2	1:A:146:ILE:HG21	2.00	0.42
1:C:124:LEU:HB2	1:C:146:ILE:HG21	2.01	0.42
1:C:359:ILE:CG2	1:C:360:THR:H	2.32	0.42
1:F:129:ILE:O	1:F:129:ILE:HG13	2.19	0.42
1:G:120:TYR:CD1	1:G:120:TYR:N	2.87	0.42
1:G:154:ALA:O	1:G:155:TYR:HB2	2.19	0.42
1:B:176:LEU:O	1:B:457:LYS:HE2	2.19	0.42
1:B:319:PHE:HB2	1:B:325:LYS:HE2	2.02	0.42
1:C:143:GLU:HA	1:C:143:GLU:OE2	2.20	0.42
1:C:186:ASN:O	1:C:190:ILE:HG13	2.19	0.42
1:C:400:ILE:CD1	1:C:441:LYS:NZ	2.76	0.42
1:D:154:ALA:O	1:D:155:TYR:HB2	2.19	0.42
1:E:119:ASP:OD1	1:E:451:GLN:HG2	2.19	0.42
1:F:58:HIS:HE1	1:F:239:HIS:CD2	2.38	0.42
1:F:332:PHE:CE2	1:F:333:THR:HG22	2.54	0.42
1:B:78:THR:CG2	1:B:118:ILE:H	2.33	0.42

Continued on next page...

Continued from previous page...

Atom-1	Atom-2	Interatomic distance (Å)	Clash overlap (Å)
1:B:355:LYS:HE3	1:B:398:PRO:O	2.20	0.42
1:C:241:THR:HG22	1:C:242:CYS:N	2.34	0.42
1:D:145:GLY:HA3	1:D:455:ARG:N	2.35	0.42
1:D:182:VAL:O	1:D:238:VAL:HG22	2.20	0.42
1:D:354:VAL:CG2	1:D:364:PHE:HB2	2.49	0.42
1:F:119:ASP:OD1	1:F:451:GLN:HG2	2.20	0.42
1:H:262:GLU:HG2	1:H:263:THR:N	2.34	0.42
1:H:321:PHE:HA	1:H:325:LYS:HB2	2.01	0.42
1:A:30:MET:CE	1:A:35:LEU:HD22	2.50	0.42
1:A:59:THR:HG23	1:A:61:LEU:HG	2.02	0.42
1:A:317:CYS:HB3	1:A:338:GLY:HA3	2.02	0.42
1:A:409:HIS:O	1:A:409:HIS:HD2	2.03	0.42
1:C:145:GLY:HA3	1:C:455:ARG:N	2.35	0.42
1:C:226:GLN:O	1:C:229:GLU:HB3	2.19	0.42
1:C:304:LEU:HA	1:C:304:LEU:HD12	1.75	0.42
1:C:359:ILE:HG22	1:C:360:THR:O	2.19	0.42
1:E:229:GLU:HG3	1:E:257:LEU:HD21	2.02	0.42
1:E:368:VAL:O	1:E:368:VAL:HG12	2.20	0.42
1:F:263:THR:HG21	1:F:300:LEU:HD13	2.02	0.42
1:G:122:PHE:HB2	1:G:146:ILE:HD12	2.01	0.42
1:G:140:VAL:HG12	1:G:146:ILE:HB	2.02	0.42
1:H:426:GLU:HA	1:H:427:PRO:HD3	1.92	0.42
1:A:126:ILE:HD12	1:A:149:LEU:HB3	2.01	0.41
1:A:318:SER:HB2	1:A:413:VAL:CG1	2.48	0.41
1:B:324:GLN:O	1:B:327:LEU:HG	2.19	0.41
1:C:100:PRO:HG2	1:C:103:LYS:HB2	2.02	0.41
1:C:278:PRO:HD2	1:C:281:GLU:CB	2.34	0.41
1:C:353:GLY:HA3	1:C:359:ILE:HD12	2.02	0.41
1:D:10:ILE:O	1:D:16:THR:HA	2.19	0.41
1:E:72:ASP:HB2	1:E:318:SER:OG	2.20	0.41
1:E:278:PRO:HD2	1:E:281:GLU:CB	2.36	0.41
1:F:229:GLU:HG3	1:F:257:LEU:HD21	2.02	0.41
1:G:266:GLN:OE1	1:G:266:GLN:N	2.42	0.41
1:G:400:ILE:CD1	1:G:441:LYS:HZ1	2.30	0.41
1:H:17:TYR:N	1:H:17:TYR:CD1	2.88	0.41
1:A:268:LEU:HG	1:A:301:TRP:CE2	2.55	0.41
1:A:306:ASN:ND2	1:B:256:GLY:HA2	2.35	0.41
1:D:53:GLY:HA2	1:D:394:VAL:HG23	2.02	0.41
1:D:241:THR:HG22	1:D:242:CYS:N	2.34	0.41
1:E:268:LEU:HG	1:E:301:TRP:CE2	2.55	0.41
1:F:182:VAL:O	1:F:238:VAL:HG22	2.19	0.41

Continued on next page...

Continued from previous page...

Atom-1	Atom-2	Interatomic distance (Å)	Clash overlap (Å)
1:F:345:ARG:NH1	1:F:368:VAL:HG13	2.36	0.41
1:G:153:MET:HE1	1:G:220:ALA:C	2.40	0.41
1:G:158:VAL:HG12	1:G:159:PHE:CE1	2.55	0.41
1:G:345:ARG:NH1	1:G:368:VAL:HG13	2.35	0.41
1:G:379:PHE:CE1	1:G:380:PRO:HB3	2.55	0.41
1:H:100:PRO:HG2	1:H:103:LYS:HB2	2.02	0.41
1:A:355:LYS:HE3	1:A:398:PRO:O	2.19	0.41
1:D:176:LEU:O	1:D:457:LYS:HE2	2.20	0.41
1:D:305:LYS:HB2	1:D:305:LYS:HE3	1.75	0.41
1:D:351:SER:HB2	1:D:423:VAL:HG13	2.01	0.41
1:E:63:MET:HA	1:E:64:PRO:HD3	1.68	0.41
1:E:228:THR:OG1	1:E:235:LEU:HD22	2.20	0.41
1:E:386:VAL:HG21	1:F:15:ASP:OD1	2.19	0.41
1:G:268:LEU:HG	1:G:301:TRP:CE2	2.55	0.41
1:A:140:VAL:HG12	1:A:146:ILE:HB	2.03	0.41
1:A:182:VAL:O	1:A:238:VAL:HG22	2.20	0.41
1:B:360:THR:CG2	1:B:361:LEU:N	2.83	0.41
1:C:140:VAL:O	1:C:144:GLU:O	2.39	0.41
1:C:202:ASN:HB3	1:C:207:TYR:CD1	2.56	0.41
1:C:319:PHE:HB2	1:C:325:LYS:HE2	2.02	0.41
1:D:170:LEU:HA	1:D:180:VAL:HG21	2.01	0.41
1:D:268:LEU:HG	1:D:301:TRP:CE2	2.56	0.41
1:D:294:LYS:HD2	1:D:297:GLN:HE22	1.85	0.41
1:E:117:VAL:HG11	1:E:443:PHE:HE1	1.85	0.41
1:E:241:THR:HG22	1:E:242:CYS:N	2.35	0.41
1:E:350:PHE:O	1:E:354:VAL:HB	2.21	0.41
1:E:378:LEU:CD2	1:E:455:ARG:HG2	2.50	0.41
1:F:154:ALA:O	1:F:155:TYR:HB2	2.20	0.41
1:F:354:VAL:CG2	1:F:364:PHE:HB2	2.51	0.41
1:G:126:ILE:HD12	1:G:149:LEU:HB3	2.02	0.41
1:G:337:ASN:N	1:G:337:ASN:HD22	2.17	0.41
1:A:41:GLU:O	1:A:42:VAL:C	2.58	0.41
1:A:89:ILE:O	1:A:120:TYR:HA	2.20	0.41
1:A:277:LYS:HB2	1:D:96:ASN:OD1	2.21	0.41
1:A:451:GLN:HE21	1:A:451:GLN:HB3	1.68	0.41
1:B:152:PHE:CD1	1:B:159:PHE:HB3	2.56	0.41
1:B:318:SER:HB2	1:B:413:VAL:CG1	2.50	0.41
1:C:81:ALA:HB2	1:C:342:ILE:HG12	2.02	0.41
1:C:213:PRO:CG	1:F:230:LEU:HD11	2.51	0.41
1:E:15:ASP:CG	1:F:386:VAL:HG21	2.40	0.41
1:E:30:MET:CE	1:E:35:LEU:HD22	2.51	0.41

Continued on next page...

Continued from previous page...

Atom-1	Atom-2	Interatomic distance (Å)	Clash overlap (Å)
1:E:140:VAL:HG12	1:E:146:ILE:HB	2.02	0.41
1:F:266:GLN:OE1	1:F:266:GLN:N	2.43	0.41
1:G:202:ASN:HB3	1:G:207:TYR:CZ	2.55	0.41
1:A:100:PRO:HG2	1:A:103:LYS:HB2	2.02	0.41
1:C:129:ILE:O	1:C:129:ILE:HG13	2.20	0.41
1:E:354:VAL:CG2	1:E:364:PHE:HB2	2.51	0.41
1:F:241:THR:HG22	1:F:242:CYS:N	2.35	0.41
1:G:81:ALA:HB2	1:G:342:ILE:HG12	2.03	0.41
1:G:318:SER:HB2	1:G:413:VAL:CG1	2.50	0.41
1:G:353:GLY:HA3	1:G:359:ILE:HD12	2.03	0.41
1:H:53:GLY:HA2	1:H:394:VAL:HG23	2.01	0.41
1:H:226:GLN:O	1:H:229:GLU:HB3	2.19	0.41
1:A:158:VAL:HG12	1:A:159:PHE:CE1	2.56	0.41
1:A:202:ASN:HB3	1:A:207:TYR:CZ	2.55	0.41
1:A:263:THR:HG21	1:A:300:LEU:HD13	2.02	0.41
1:A:280:PHE:CD2	1:D:67:GLY:HA2	2.56	0.41
1:A:350:PHE:O	1:A:354:VAL:HB	2.21	0.41
1:B:143:GLU:HA	1:B:143:GLU:OE2	2.21	0.41
1:C:53:GLY:HA2	1:C:394:VAL:HG23	2.03	0.41
1:D:92:PHE:HE2	1:D:150:KCX:HD2	1.85	0.41
1:D:186:ASN:O	1:D:190:ILE:HG13	2.21	0.41
1:D:303:ALA:HA	1:D:308:GLN:CG	2.35	0.41
1:D:304:LEU:HA	1:D:304:LEU:HD12	1.75	0.41
1:E:59:THR:HG23	1:E:61:LEU:HG	2.03	0.41
1:G:10:ILE:HD13	1:G:21:LEU:HD21	2.02	0.41
1:G:52:PRO:O	1:G:53:GLY:C	2.58	0.41
1:H:81:ALA:HB2	1:H:342:ILE:CD1	2.51	0.41
1:A:226:GLN:O	1:A:229:GLU:HB3	2.21	0.41
1:A:241:THR:HG21	1:A:292:ARG:NE	2.36	0.41
1:A:358:ARG:O	1:A:359:ILE:O	2.39	0.41
1:C:176:LEU:O	1:C:457:LYS:HE2	2.21	0.41
1:D:81:ALA:HB2	1:D:342:ILE:HG12	2.03	0.41
1:D:409:HIS:O	1:D:409:HIS:HD2	2.02	0.41
1:E:140:VAL:O	1:E:144:GLU:O	2.39	0.41
1:H:114:GLY:HA2	1:H:448:GLY:HA2	2.02	0.41
1:H:228:THR:OG1	1:H:235:LEU:HD22	2.21	0.41
1:A:280:PHE:CG	1:D:67:GLY:HA2	2.56	0.41
1:A:329:ARG:NE	1:D:67:GLY:HA3	2.36	0.41
1:B:53:GLY:HA2	1:B:394:VAL:HG23	2.02	0.41
1:B:101:LEU:HD13	1:B:124:LEU:HD21	2.02	0.41
1:B:150:KCX:HB3	1:B:181:MET:CE	2.50	0.41

Continued on next page...

Continued from previous page...

Atom-1	Atom-2	Interatomic distance (Å)	Clash overlap (Å)
1:B:359:ILE:HG22	1:B:360:THR:O	2.21	0.41
1:B:378:LEU:CD2	1:B:455:ARG:HG2	2.51	0.41
1:C:87:THR:O	1:C:118:ILE:HB	2.21	0.41
1:C:281:GLU:OE2	1:C:284:LYS:HE3	2.20	0.41
1:D:30:MET:CE	1:D:35:LEU:HD22	2.50	0.41
1:D:40:ALA:O	1:D:42:VAL:N	2.54	0.41
1:D:118:ILE:O	1:D:450:GLY:HA3	2.21	0.41
1:E:260:TRP:CE2	1:E:375:LEU:HD21	2.55	0.41
1:E:278:PRO:HD2	1:E:278:PRO:O	2.21	0.41
1:F:10:ILE:O	1:F:16:THR:HA	2.21	0.41
1:F:81:ALA:HB2	1:F:342:ILE:CD1	2.51	0.41
1:G:72:ASP:HB2	1:G:318:SER:OG	2.20	0.41
1:H:181:MET:HE3	1:H:181:MET:HB2	1.96	0.41
1:H:182:VAL:O	1:H:238:VAL:HG22	2.21	0.41
1:A:360:THR:CG2	1:A:361:LEU:N	2.83	0.41
1:D:109:HIS:NE2	1:D:144:GLU:OE2	2.54	0.41
1:D:119:ASP:OD1	1:D:451:GLN:HG2	2.21	0.41
1:G:170:LEU:HD23	1:G:180:VAL:HG21	2.03	0.41
1:H:81:ALA:HB2	1:H:342:ILE:HG12	2.02	0.41
1:H:359:ILE:HG22	1:H:360:THR:O	2.21	0.41
1:B:154:ALA:O	1:B:155:TYR:HB2	2.21	0.40
1:C:451:GLN:HE21	1:C:451:GLN:HB3	1.65	0.40
1:D:117:VAL:HG11	1:D:443:PHE:HE1	1.86	0.40
1:D:332:PHE:CE2	1:D:333:THR:HG22	2.56	0.40
1:E:100:PRO:HG2	1:E:103:LYS:HB2	2.02	0.40
1:E:359:ILE:CG2	1:E:360:THR:H	2.34	0.40
1:F:114:GLY:HA2	1:F:448:GLY:HA2	2.04	0.40
1:F:239:HIS:ND1	1:F:289:PRO:HD3	2.35	0.40
1:F:351:SER:HB2	1:F:423:VAL:HG13	2.02	0.40
1:G:238:VAL:HG23	1:G:239:HIS:CE1	2.56	0.40
1:A:78:THR:CG2	1:A:117:VAL:HB	2.48	0.40
1:B:97:LYS:C	1:B:99:GLU:H	2.24	0.40
1:B:212:ARG:HA	1:B:213:PRO:HD2	1.87	0.40
1:B:278:PRO:HD2	1:B:278:PRO:O	2.21	0.40
1:C:354:VAL:CG2	1:C:364:PHE:HB2	2.50	0.40
1:D:202:ASN:HB3	1:D:207:TYR:CZ	2.56	0.40
1:D:238:VAL:HG23	1:D:239:HIS:CE1	2.56	0.40
1:F:72:ASP:HB2	1:F:318:SER:OG	2.22	0.40
1:F:349:LEU:HD11	1:F:359:ILE:HD11	2.03	0.40
1:G:426:GLU:HA	1:G:427:PRO:HD3	1.93	0.40
1:H:208:HIS:CD2	1:H:286:VAL:HG13	2.56	0.40

Continued on next page...

Continued from previous page...

Atom-1	Atom-2	Interatomic distance (Å)	Clash overlap (Å)
1:H:350:PHE:O	1:H:354:VAL:HB	2.21	0.40
1:B:283:ALA:HA	1:B:286:VAL:HG23	2.04	0.40
1:C:229:GLU:HG3	1:C:257:LEU:HD21	2.03	0.40
1:F:59:THR:HG23	1:F:61:LEU:HG	2.03	0.40
1:F:153:MET:HE1	1:F:220:ALA:C	2.41	0.40
1:F:320:ASP:HB3	1:F:414:ASP:OD2	2.21	0.40
1:G:170:LEU:HA	1:G:180:VAL:HG21	2.02	0.40
1:G:351:SER:CB	1:G:423:VAL:HG13	2.51	0.40
1:H:322:LYS:HG3	1:H:414:ASP:OD2	2.22	0.40
1:B:140:VAL:O	1:B:144:GLU:O	2.40	0.40
1:B:153:MET:HE1	1:B:220:ALA:C	2.41	0.40
1:C:158:VAL:HG12	1:C:159:PHE:CE1	2.56	0.40
1:C:337:ASN:N	1:C:337:ASN:HD22	2.19	0.40
1:F:17:TYR:CD1	1:F:17:TYR:N	2.89	0.40
1:G:228:THR:OG1	1:G:235:LEU:HD22	2.22	0.40
1:H:41:GLU:O	1:H:42:VAL:C	2.60	0.40
1:A:17:TYR:CD1	1:A:17:TYR:N	2.89	0.40
1:B:140:VAL:HG12	1:B:146:ILE:HB	2.04	0.40
1:B:303:ALA:HA	1:B:308:GLN:CG	2.34	0.40
1:B:351:SER:HB2	1:B:423:VAL:HG13	2.03	0.40
1:C:212:ARG:HA	1:C:213:PRO:HD2	1.88	0.40
1:C:260:TRP:CE2	1:C:375:LEU:HD21	2.57	0.40
1:D:350:PHE:O	1:D:354:VAL:HB	2.21	0.40
1:G:103:LYS:HB2	1:G:103:LYS:HE2	1.93	0.40
1:G:206:ILE:O	1:G:206:ILE:HG12	2.21	0.40
1:H:152:PHE:CD1	1:H:159:PHE:HB3	2.57	0.40
1:H:368:VAL:O	1:H:368:VAL:HG12	2.20	0.40

There are no symmetry-related clashes.

5.3 Torsion angles [i](#)

5.3.1 Protein backbone [i](#)

In the following table, the Percentiles column shows the percent Ramachandran outliers of the chain as a percentile score with respect to all X-ray entries followed by that with respect to entries of similar resolution.

The Analysed column shows the number of residues for which the backbone conformation was analysed, and the total number of residues.

Mol	Chain	Analysed	Favoured	Allowed	Outliers	Percentiles	
1	A	457/460 (99%)	397 (87%)	51 (11%)	9 (2%)	6	27
1	B	457/460 (99%)	399 (87%)	48 (10%)	10 (2%)	5	25
1	C	457/460 (99%)	399 (87%)	48 (10%)	10 (2%)	5	25
1	D	457/460 (99%)	399 (87%)	49 (11%)	9 (2%)	6	27
1	E	457/460 (99%)	398 (87%)	48 (10%)	11 (2%)	5	23
1	F	457/460 (99%)	400 (88%)	48 (10%)	9 (2%)	6	27
1	G	457/460 (99%)	399 (87%)	48 (10%)	10 (2%)	5	25
1	H	457/460 (99%)	396 (87%)	50 (11%)	11 (2%)	5	23
All	All	3656/3680 (99%)	3187 (87%)	390 (11%)	79 (2%)	5	25

All (79) Ramachandran outliers are listed below:

Mol	Chain	Res	Type
1	A	42	VAL
1	A	278	PRO
1	A	322	LYS
1	A	359	ILE
1	B	42	VAL
1	B	278	PRO
1	B	322	LYS
1	B	359	ILE
1	C	42	VAL
1	C	278	PRO
1	C	322	LYS
1	C	359	ILE
1	D	42	VAL
1	D	278	PRO
1	D	322	LYS
1	D	359	ILE
1	E	42	VAL
1	E	278	PRO
1	E	322	LYS
1	E	359	ILE
1	F	42	VAL
1	F	278	PRO
1	F	322	LYS
1	F	359	ILE
1	G	42	VAL
1	G	278	PRO
1	G	322	LYS

Continued on next page...

Continued from previous page...

Mol	Chain	Res	Type
1	G	359	ILE
1	H	42	VAL
1	H	278	PRO
1	H	322	LYS
1	H	359	ILE
1	A	294	LYS
1	B	294	LYS
1	D	294	LYS
1	E	294	LYS
1	A	64	PRO
1	B	64	PRO
1	C	64	PRO
1	C	294	LYS
1	E	239	HIS
1	G	64	PRO
1	G	294	LYS
1	H	64	PRO
1	H	239	HIS
1	A	354	VAL
1	B	239	HIS
1	D	64	PRO
1	D	239	HIS
1	E	64	PRO
1	F	64	PRO
1	F	294	LYS
1	F	354	VAL
1	H	294	LYS
1	B	354	VAL
1	C	354	VAL
1	F	277	LYS
1	H	354	VAL
1	E	354	VAL
1	G	277	LYS
1	H	277	LYS
1	A	158	VAL
1	A	277	LYS
1	B	158	VAL
1	B	277	LYS
1	D	277	LYS
1	E	277	LYS
1	G	354	VAL
1	C	39	GLY

Continued on next page...

Continued from previous page...

Mol	Chain	Res	Type
1	C	158	VAL
1	C	277	LYS
1	D	354	VAL
1	E	39	GLY
1	E	158	VAL
1	H	158	VAL
1	F	158	VAL
1	G	39	GLY
1	G	158	VAL
1	H	39	GLY

5.3.2 Protein sidechains ⓘ

In the following table, the Percentiles column shows the percent sidechain outliers of the chain as a percentile score with respect to all X-ray entries followed by that with respect to entries of similar resolution.

The Analysed column shows the number of residues for which the sidechain conformation was analysed, and the total number of residues.

Mol	Chain	Analysed	Rotameric	Outliers	Percentiles	
1	A	379/379 (100%)	365 (96%)	14 (4%)	29	62
1	B	379/379 (100%)	365 (96%)	14 (4%)	29	62
1	C	379/379 (100%)	366 (97%)	13 (3%)	32	65
1	D	379/379 (100%)	366 (97%)	13 (3%)	32	65
1	E	379/379 (100%)	366 (97%)	13 (3%)	32	65
1	F	379/379 (100%)	366 (97%)	13 (3%)	32	65
1	G	379/379 (100%)	366 (97%)	13 (3%)	32	65
1	H	379/379 (100%)	366 (97%)	13 (3%)	32	65
All	All	3032/3032 (100%)	2926 (96%)	106 (4%)	31	64

All (106) residues with a non-rotameric sidechain are listed below:

Mol	Chain	Res	Type
1	A	25	ASP
1	A	62	ASP
1	A	63	MET
1	A	108	TRP
1	A	144	GLU

Continued on next page...

Continued from previous page...

Mol	Chain	Res	Type
1	A	211	THR
1	A	278	PRO
1	A	287	TRP
1	A	324	GLN
1	A	329	ARG
1	A	409	HIS
1	A	413	VAL
1	A	431	LEU
1	A	442	GLN
1	B	25	ASP
1	B	62	ASP
1	B	63	MET
1	B	108	TRP
1	B	144	GLU
1	B	211	THR
1	B	278	PRO
1	B	310	GLN
1	B	324	GLN
1	B	329	ARG
1	B	409	HIS
1	B	413	VAL
1	B	431	LEU
1	B	442	GLN
1	C	25	ASP
1	C	62	ASP
1	C	63	MET
1	C	108	TRP
1	C	144	GLU
1	C	211	THR
1	C	278	PRO
1	C	324	GLN
1	C	329	ARG
1	C	409	HIS
1	C	413	VAL
1	C	431	LEU
1	C	442	GLN
1	D	25	ASP
1	D	62	ASP
1	D	63	MET
1	D	108	TRP
1	D	144	GLU
1	D	211	THR

Continued on next page...

Continued from previous page...

Mol	Chain	Res	Type
1	D	278	PRO
1	D	324	GLN
1	D	329	ARG
1	D	409	HIS
1	D	413	VAL
1	D	431	LEU
1	D	442	GLN
1	E	25	ASP
1	E	62	ASP
1	E	63	MET
1	E	108	TRP
1	E	144	GLU
1	E	211	THR
1	E	278	PRO
1	E	324	GLN
1	E	329	ARG
1	E	409	HIS
1	E	413	VAL
1	E	431	LEU
1	E	442	GLN
1	F	25	ASP
1	F	62	ASP
1	F	63	MET
1	F	108	TRP
1	F	144	GLU
1	F	211	THR
1	F	278	PRO
1	F	324	GLN
1	F	329	ARG
1	F	409	HIS
1	F	413	VAL
1	F	431	LEU
1	F	442	GLN
1	G	25	ASP
1	G	62	ASP
1	G	63	MET
1	G	108	TRP
1	G	144	GLU
1	G	211	THR
1	G	278	PRO
1	G	324	GLN
1	G	329	ARG

Continued on next page...

Continued from previous page...

Mol	Chain	Res	Type
1	G	409	HIS
1	G	413	VAL
1	G	431	LEU
1	G	442	GLN
1	H	25	ASP
1	H	62	ASP
1	H	63	MET
1	H	108	TRP
1	H	144	GLU
1	H	211	THR
1	H	278	PRO
1	H	324	GLN
1	H	329	ARG
1	H	409	HIS
1	H	413	VAL
1	H	431	LEU
1	H	442	GLN

Sometimes sidechains can be flipped to improve hydrogen bonding and reduce clashes. All (57) such sidechains are listed below:

Mol	Chain	Res	Type
1	A	157	ASN
1	A	297	GLN
1	A	306	ASN
1	A	310	GLN
1	A	337	ASN
1	A	451	GLN
1	B	20	HIS
1	B	254	ASN
1	B	279	ASN
1	B	297	GLN
1	B	306	ASN
1	B	310	GLN
1	B	337	ASN
1	B	451	GLN
1	C	254	ASN
1	C	279	ASN
1	C	297	GLN
1	C	306	ASN
1	C	310	GLN
1	C	337	ASN
1	C	409	HIS

Continued on next page...

Continued from previous page...

Mol	Chain	Res	Type
1	C	451	GLN
1	D	157	ASN
1	D	279	ASN
1	D	297	GLN
1	D	310	GLN
1	D	337	ASN
1	D	451	GLN
1	E	20	HIS
1	E	157	ASN
1	E	279	ASN
1	E	297	GLN
1	E	306	ASN
1	E	310	GLN
1	E	337	ASN
1	E	451	GLN
1	F	20	HIS
1	F	157	ASN
1	F	254	ASN
1	F	279	ASN
1	F	297	GLN
1	F	306	ASN
1	F	310	GLN
1	F	337	ASN
1	F	451	GLN
1	G	254	ASN
1	G	279	ASN
1	G	297	GLN
1	G	306	ASN
1	G	310	GLN
1	G	337	ASN
1	G	451	GLN
1	H	279	ASN
1	H	297	GLN
1	H	310	GLN
1	H	337	ASN
1	H	451	GLN

5.3.3 RNA ⓘ

There are no RNA molecules in this entry.

5.4 Non-standard residues in protein, DNA, RNA chains ⓘ

8 non-standard protein/DNA/RNA residues are modelled in this entry.

In the following table, the Counts columns list the number of bonds (or angles) for which Mogul statistics could be retrieved, the number of bonds (or angles) that are observed in the model and the number of bonds (or angles) that are defined in the Chemical Component Dictionary. The Link column lists molecule types, if any, to which the group is linked. The Z score for a bond length (or angle) is the number of standard deviations the observed value is removed from the expected value. A bond length (or angle) with $|Z| > 2$ is considered an outlier worth inspection. RMSZ is the root-mean-square of all Z scores of the bond lengths (or angles).

Mol	Type	Chain	Res	Link	Bond lengths			Bond angles		
					Counts	RMSZ	# Z > 2	Counts	RMSZ	# Z > 2
1	KCX	B	150	1,2	10,11,12	1.37	2 (20%)	6,12,14	2.09	2 (33%)
1	KCX	D	150	1,2	10,11,12	1.15	1 (10%)	6,12,14	1.68	1 (16%)
1	KCX	F	150	1,2	10,11,12	1.22	1 (10%)	6,12,14	1.18	1 (16%)
1	KCX	E	150	1,2	10,11,12	1.17	1 (10%)	6,12,14	1.25	1 (16%)
1	KCX	G	150	1,2	10,11,12	1.05	1 (10%)	6,12,14	1.75	1 (16%)
1	KCX	H	150	1,2	10,11,12	1.34	2 (20%)	6,12,14	1.89	1 (16%)
1	KCX	A	150	1,2	10,11,12	1.93	2 (20%)	6,12,14	2.40	1 (16%)
1	KCX	C	150	1,2	10,11,12	1.58	2 (20%)	6,12,14	1.27	2 (33%)

In the following table, the Chirals column lists the number of chiral outliers, the number of chiral centers analysed, the number of these observed in the model and the number defined in the Chemical Component Dictionary. Similar counts are reported in the Torsion and Rings columns. '-' means no outliers of that kind were identified.

Mol	Type	Chain	Res	Link	Chirals	Torsions	Rings
1	KCX	B	150	1,2	-	5/9/10/12	-
1	KCX	D	150	1,2	-	3/9/10/12	-
1	KCX	F	150	1,2	-	1/9/10/12	-
1	KCX	E	150	1,2	-	1/9/10/12	-
1	KCX	G	150	1,2	-	3/9/10/12	-
1	KCX	H	150	1,2	-	3/9/10/12	-
1	KCX	A	150	1,2	-	3/9/10/12	-
1	KCX	C	150	1,2	-	2/9/10/12	-

All (12) bond length outliers are listed below:

Mol	Chain	Res	Type	Atoms	Z	Observed(Å)	Ideal(Å)
1	A	150	KCX	CX-NZ	-4.81	1.26	1.35

Continued on next page...

Continued from previous page...

Mol	Chain	Res	Type	Atoms	Z	Observed(Å)	Ideal(Å)
1	C	150	KCX	CX-NZ	-3.63	1.28	1.35
1	B	150	KCX	CX-NZ	2.88	1.40	1.35
1	F	150	KCX	OQ1-CX	2.81	1.26	1.21
1	A	150	KCX	OQ1-CX	2.58	1.26	1.21
1	C	150	KCX	OQ1-CX	2.56	1.26	1.21
1	H	150	KCX	CX-NZ	-2.54	1.30	1.35
1	D	150	KCX	OQ1-CX	2.44	1.26	1.21
1	E	150	KCX	OQ1-CX	2.37	1.26	1.21
1	H	150	KCX	OQ1-CX	2.26	1.25	1.21
1	G	150	KCX	OQ1-CX	2.14	1.25	1.21
1	B	150	KCX	OQ1-CX	2.02	1.25	1.21

All (10) bond angle outliers are listed below:

Mol	Chain	Res	Type	Atoms	Z	Observed(°)	Ideal(°)
1	A	150	KCX	OQ1-CX-NZ	-5.54	116.51	124.92
1	H	150	KCX	OQ1-CX-NZ	-4.26	118.45	124.92
1	G	150	KCX	OQ1-CX-NZ	-4.02	118.81	124.92
1	D	150	KCX	OQ1-CX-NZ	-3.77	119.20	124.92
1	B	150	KCX	CE-NZ-CX	-3.65	115.79	121.98
1	B	150	KCX	OQ1-CX-NZ	-3.18	120.09	124.92
1	E	150	KCX	OQ1-CX-NZ	-2.47	121.17	124.92
1	F	150	KCX	OQ1-CX-NZ	-2.33	121.39	124.92
1	C	150	KCX	CE-NZ-CX	2.03	125.43	121.98
1	C	150	KCX	OQ1-CX-NZ	-2.01	121.87	124.92

There are no chirality outliers.

All (21) torsion outliers are listed below:

Mol	Chain	Res	Type	Atoms
1	A	150	KCX	OQ1-CX-NZ-CE
1	B	150	KCX	C-CA-CB-CG
1	B	150	KCX	O-C-CA-CB
1	C	150	KCX	O-C-CA-CB
1	D	150	KCX	C-CA-CB-CG
1	E	150	KCX	C-CA-CB-CG
1	F	150	KCX	C-CA-CB-CG
1	G	150	KCX	C-CA-CB-CG
1	H	150	KCX	C-CA-CB-CG
1	A	150	KCX	OQ2-CX-NZ-CE
1	B	150	KCX	OQ1-CX-NZ-CE
1	D	150	KCX	OQ1-CX-NZ-CE

Continued on next page...

Continued from previous page...

Mol	Chain	Res	Type	Atoms
1	D	150	KCX	OQ2-CX-NZ-CE
1	G	150	KCX	OQ1-CX-NZ-CE
1	G	150	KCX	OQ2-CX-NZ-CE
1	H	150	KCX	OQ1-CX-NZ-CE
1	H	150	KCX	OQ2-CX-NZ-CE
1	A	150	KCX	C-CA-CB-CG
1	C	150	KCX	C-CA-CB-CG
1	B	150	KCX	OQ2-CX-NZ-CE
1	B	150	KCX	N-CA-CB-CG

There are no ring outliers.

8 monomers are involved in 18 short contacts:

Mol	Chain	Res	Type	Clashes	Symm-Clashes
1	B	150	KCX	2	0
1	D	150	KCX	2	0
1	F	150	KCX	2	0
1	E	150	KCX	2	0
1	G	150	KCX	2	0
1	H	150	KCX	3	0
1	A	150	KCX	3	0
1	C	150	KCX	2	0

5.5 Carbohydrates [i](#)

There are no oligosaccharides in this entry.

5.6 Ligand geometry [i](#)

Of 16 ligands modelled in this entry, 16 are monoatomic - leaving 0 for Mogul analysis.

There are no bond length outliers.

There are no bond angle outliers.

There are no chirality outliers.

There are no torsion outliers.

There are no ring outliers.

No monomer is involved in short contacts.

5.7 Other polymers [i](#)

There are no such residues in this entry.

5.8 Polymer linkage issues [i](#)

There are no chain breaks in this entry.

6 Fit of model and data ⓘ

6.1 Protein, DNA and RNA chains ⓘ

In the following table, the column labelled ‘#RSRZ > 2’ contains the number (and percentage) of RSRZ outliers, followed by percent RSRZ outliers for the chain as percentile scores relative to all X-ray entries and entries of similar resolution. The OWAB column contains the minimum, median, 95th percentile and maximum values of the occupancy-weighted average B-factor per residue. The column labelled ‘Q < 0.9’ lists the number of (and percentage) of residues with an average occupancy less than 0.9.

Mol	Chain	Analysed	<RSRZ>	#RSRZ>2	OWAB(Å ²)	Q<0.9
1	A	459/460 (99%)	-0.05	6 (1%) 74 54	33, 51, 75, 92	0
1	B	459/460 (99%)	-0.01	6 (1%) 74 54	32, 51, 75, 92	0
1	C	459/460 (99%)	0.05	5 (1%) 77 58	32, 51, 75, 91	0
1	D	459/460 (99%)	0.07	7 (1%) 71 51	33, 53, 75, 92	0
1	E	459/460 (99%)	0.06	7 (1%) 71 51	32, 51, 75, 91	0
1	F	459/460 (99%)	0.18	8 (1%) 69 47	33, 53, 75, 91	0
1	G	459/460 (99%)	0.04	5 (1%) 77 58	33, 52, 76, 92	0
1	H	459/460 (99%)	-0.03	5 (1%) 77 58	31, 52, 75, 91	0
All	All	3672/3680 (99%)	0.04	49 (1%) 74 54	31, 52, 75, 92	0

All (49) RSRZ outliers are listed below:

Mol	Chain	Res	Type	RSRZ
1	D	66	GLY	4.1
1	G	65	LEU	4.0
1	B	68	THR	3.9
1	D	67	GLY	3.8
1	G	68	THR	3.5
1	D	65	LEU	3.3
1	F	66	GLY	3.1
1	F	67	GLY	3.1
1	B	65	LEU	3.0
1	D	40	ALA	3.0
1	F	33	GLN	3.0
1	B	386	VAL	3.0
1	G	201	GLY	2.8
1	A	279	ASN	2.8
1	C	279	ASN	2.8
1	H	143	GLU	2.8

Continued on next page...

Continued from previous page...

Mol	Chain	Res	Type	RSRZ
1	A	68	THR	2.7
1	E	407	GLU	2.6
1	F	65	LEU	2.6
1	C	69	VAL	2.6
1	F	41	GLU	2.6
1	H	65	LEU	2.6
1	A	65	LEU	2.6
1	H	41	GLU	2.5
1	A	143	GLU	2.5
1	F	106	GLU	2.5
1	C	65	LEU	2.4
1	C	459	GLY	2.4
1	F	127	SER	2.4
1	D	330	GLY	2.4
1	G	117	VAL	2.4
1	B	67	GLY	2.4
1	H	43	ILE	2.3
1	D	68	THR	2.3
1	E	279	ASN	2.3
1	A	39	GLY	2.2
1	E	65	LEU	2.2
1	D	192	TYR	2.2
1	A	386	VAL	2.1
1	B	33	GLN	2.1
1	F	96	ASN	2.1
1	B	278	PRO	2.1
1	C	278	PRO	2.1
1	H	460	THR	2.1
1	E	133	VAL	2.1
1	E	277	LYS	2.0
1	G	66	GLY	2.0
1	E	324	GLN	2.0
1	E	401	GLU	2.0

6.2 Non-standard residues in protein, DNA, RNA chains ⓘ

In the following table, the Atoms column lists the number of modelled atoms in the group and the number defined in the chemical component dictionary. The B-factors column lists the minimum, median, 95th percentile and maximum values of B factors of atoms in the group. The column labelled 'Q< 0.9' lists the number of atoms with occupancy less than 0.9.

Mol	Type	Chain	Res	Atoms	RSCC	RSR	B-factors(\AA^2)	Q<0.9
1	KCX	E	150	12/13	0.88	0.13	41,45,54,56	0
1	KCX	F	150	12/13	0.88	0.11	44,46,53,54	0
1	KCX	H	150	12/13	0.91	0.10	39,45,51,52	0
1	KCX	D	150	12/13	0.92	0.13	42,45,54,55	0
1	KCX	A	150	12/13	0.92	0.10	42,44,51,52	0
1	KCX	C	150	12/13	0.93	0.11	42,45,56,57	0
1	KCX	G	150	12/13	0.94	0.09	40,44,49,50	0
1	KCX	B	150	12/13	0.94	0.09	40,43,47,48	0

6.3 Carbohydrates [i](#)

There are no monosaccharides in this entry.

6.4 Ligands [i](#)

In the following table, the Atoms column lists the number of modelled atoms in the group and the number defined in the chemical component dictionary. The B-factors column lists the minimum, median, 95th percentile and maximum values of B factors of atoms in the group. The column labelled 'Q< 0.9' lists the number of atoms with occupancy less than 0.9.

Mol	Type	Chain	Res	Atoms	RSCC	RSR	B-factors(\AA^2)	Q<0.9
2	ZN	F	501	1/1	0.94	0.05	72,72,72,72	0
2	ZN	D	502	1/1	0.95	0.05	48,48,48,48	0
2	ZN	C	501	1/1	0.95	0.05	69,69,69,69	0
2	ZN	D	501	1/1	0.96	0.04	64,64,64,64	0
2	ZN	H	501	1/1	0.96	0.04	70,70,70,70	0
2	ZN	G	502	1/1	0.97	0.03	47,47,47,47	0
2	ZN	E	502	1/1	0.98	0.03	49,49,49,49	0
2	ZN	B	502	1/1	0.98	0.03	44,44,44,44	0
2	ZN	F	502	1/1	0.98	0.03	51,51,51,51	0
2	ZN	A	502	1/1	0.98	0.03	55,55,55,55	0
2	ZN	E	501	1/1	0.98	0.04	68,68,68,68	0
2	ZN	H	502	1/1	0.98	0.03	52,52,52,52	0
2	ZN	G	501	1/1	0.99	0.02	59,59,59,59	0
2	ZN	A	501	1/1	0.99	0.04	55,55,55,55	0
2	ZN	B	501	1/1	0.99	0.03	68,68,68,68	0
2	ZN	C	502	1/1	0.99	0.02	50,50,50,50	0

6.5 Other polymers [i](#)

There are no such residues in this entry.