



Full wwPDB EM Validation Report ⓘ

Jul 15, 2025 – 07:39 PM JST

PDB ID : 8J1D / pdb_00008j1d
EMDB ID : EMD-35919
Title : Cryo-EM structure of apo state mTRPV4
Authors : Zhen, W.X.; Yang, F.
Deposited on : 2023-04-12
Resolution : 3.59 Å(reported)

This is a Full wwPDB EM Validation Report for a publicly released PDB entry.

We welcome your comments at validation@mail.wwpdb.org

A user guide is available at

<https://www.wwpdb.org/validation/2017/EMValidationReportHelp>

with specific help available everywhere you see the ⓘ symbol.

The types of validation reports are described at

<http://www.wwpdb.org/validation/2017/FAQs#types>.

The following versions of software and data (see [references ⓘ](#)) were used in the production of this report:

EMDB validation analysis : **FAILED**
MolProbity : 4-5-2 with Phenix2.0rc1
Percentile statistics : 20231227.v01 (using entries in the PDB archive December 27th 2023)
MapQ : **FAILED**
Ideal geometry (proteins) : Engh & Huber (2001)
Ideal geometry (DNA, RNA) : Parkinson et al. (1996)
Validation Pipeline (wwPDB-VP) : 2.44

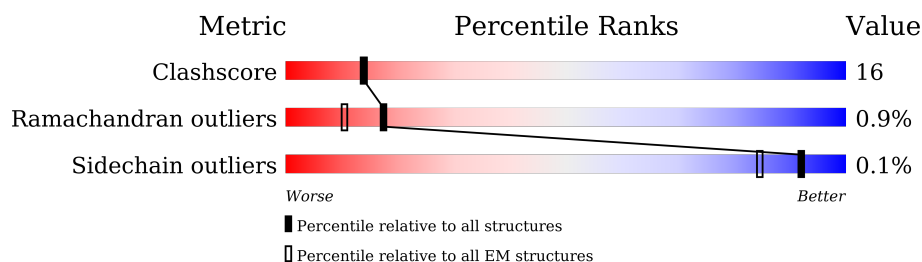
1 Overall quality at a glance

The following experimental techniques were used to determine the structure:

ELECTRON MICROSCOPY

The reported resolution of this entry is 3.59 Å.

Percentile scores (ranging between 0-100) for global validation metrics of the entry are shown in the following graphic. The table shows the number of entries on which the scores are based.



Metric	Whole archive (#Entries)	EM structures (#Entries)
Clashscore	210492	15764
Ramachandran outliers	207382	16835
Sidechain outliers	206894	16415

The table below summarises the geometric issues observed across the polymeric chains and their fit to the map. The red, orange, yellow and green segments of the bar indicate the fraction of residues that contain outliers for ≥ 3 , 2, 1 and 0 types of geometric quality criteria respectively. A grey segment represents the fraction of residues that are not modelled. The numeric value for each fraction is indicated below the corresponding segment, with a dot representing fractions $\leq 5\%$.

Mol	Chain	Length	Quality of chain
1	A	665	65% 29% 5%
1	B	665	65% 28% • 5%
1	C	665	66% 28% • 5%
1	D	665	66% 28% • 5%

2 Entry composition [i](#)

There is only 1 type of molecule in this entry. The entry contains 40688 atoms, of which 20492 are hydrogens and 0 are deuteriums.

In the tables below, the AltConf column contains the number of residues with at least one atom in alternate conformation and the Trace column contains the number of residues modelled with at most 2 atoms.

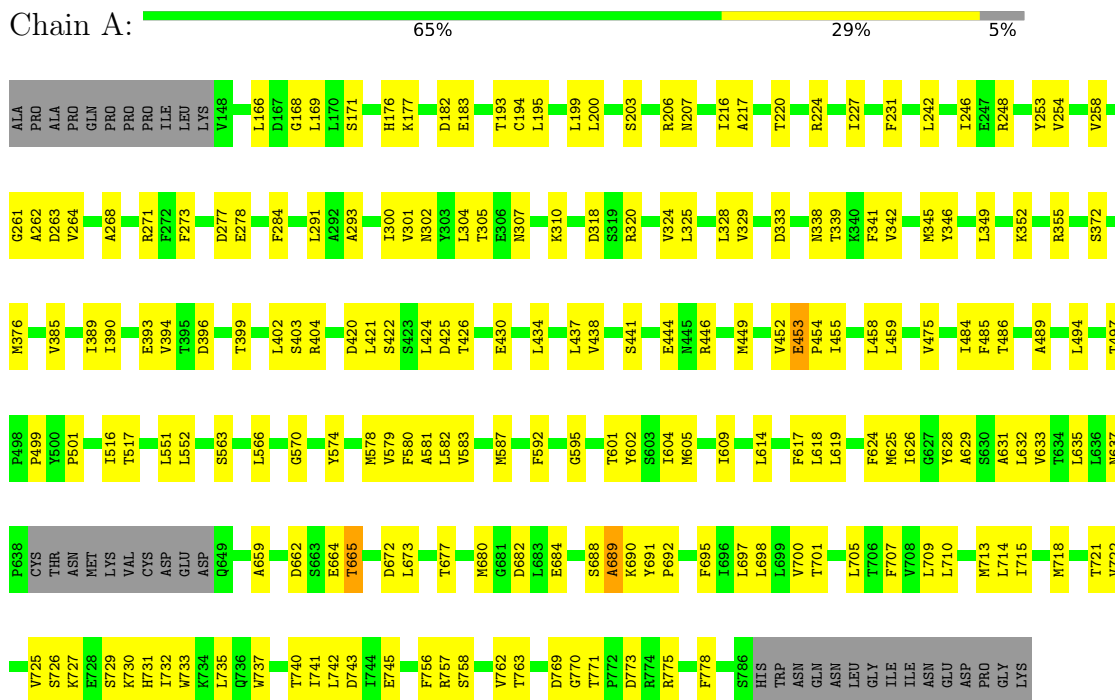
- Molecule 1 is a protein called Transient receptor potential cation channel subfamily V member 4.

Mol	Chain	Residues	Atoms						AltConf	Trace
1	A	629	Total	C	H	N	O	S	0	0
			10172	3283	5123	835	905	26		
1	B	629	Total	C	H	N	O	S	0	0
			10172	3283	5123	835	905	26		
1	C	629	Total	C	H	N	O	S	0	0
			10172	3283	5123	835	905	26		
1	D	629	Total	C	H	N	O	S	0	0
			10172	3283	5123	835	905	26		

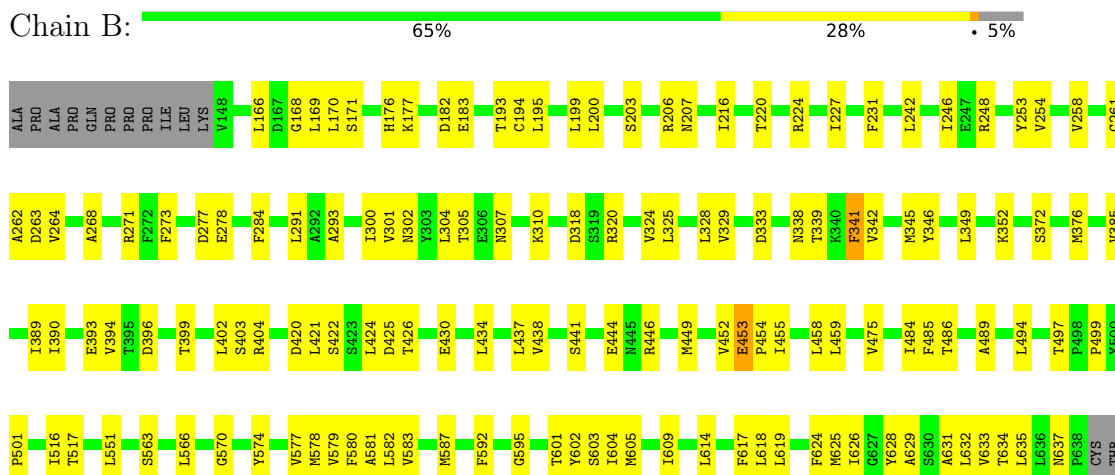
3 Residue-property plots

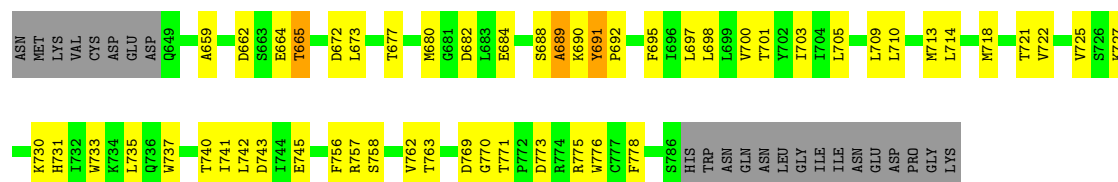
These plots are drawn for all protein, RNA, DNA and oligosaccharide chains in the entry. The first graphic for a chain summarises the proportions of the various outlier classes displayed in the second graphic. The second graphic shows the sequence view annotated by issues in geometry. Residues are color-coded according to the number of geometric quality criteria for which they contain at least one outlier: green = 0, yellow = 1, orange = 2 and red = 3 or more. Stretches of 2 or more consecutive residues without any outlier are shown as a green connector. Residues present in the sample, but not in the model, are shown in grey.

- Molecule 1: Transient receptor potential cation channel subfamily V member 4



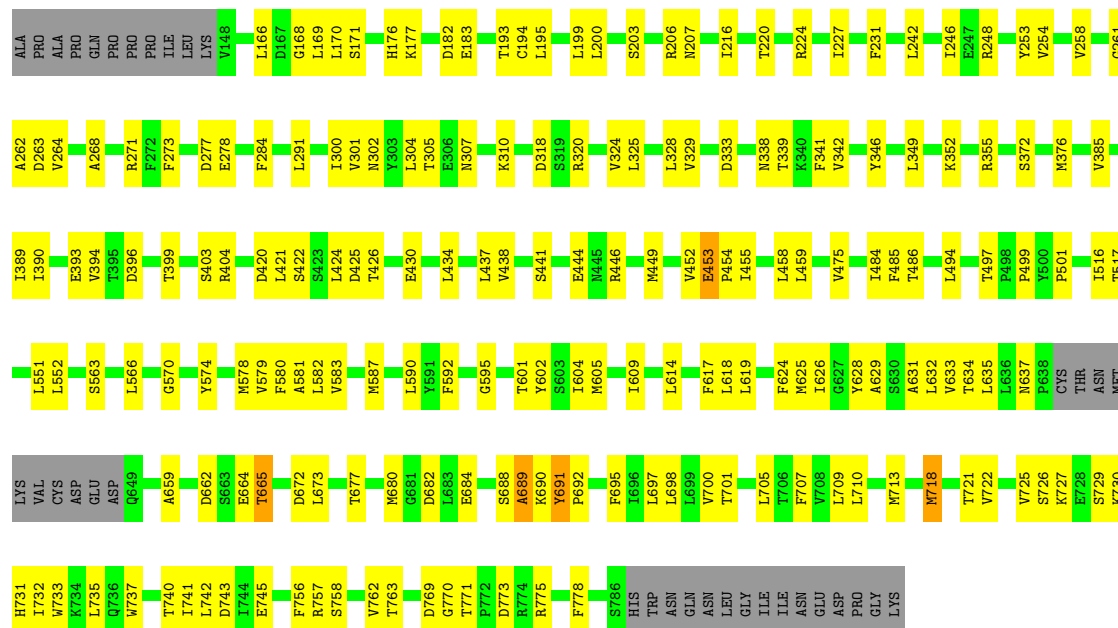
- Molecule 1: Transient receptor potential cation channel subfamily V member 4





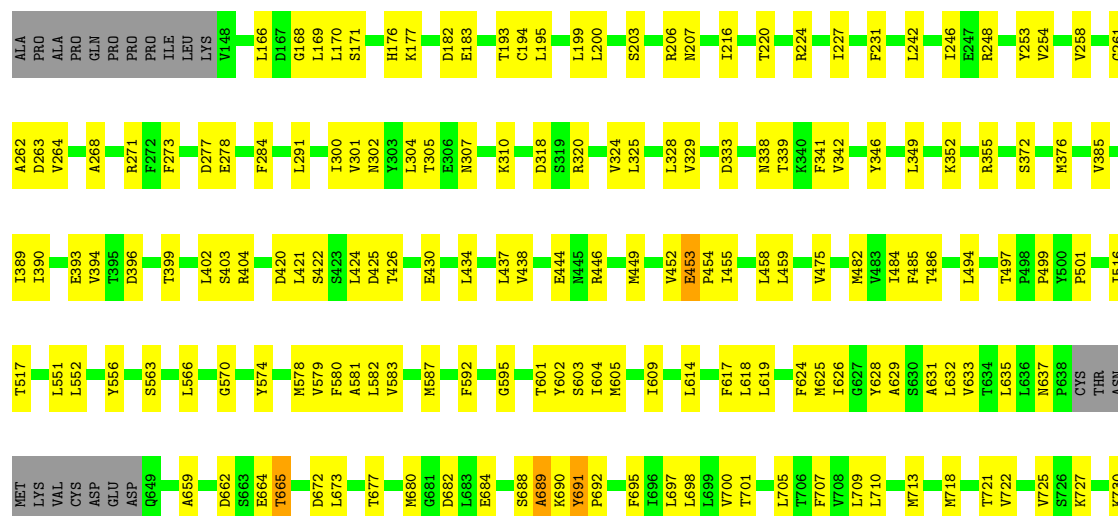
- Molecule 1: Transient receptor potential cation channel subfamily V member 4

Chain C: 66% 28% 5%



- Molecule 1: Transient receptor potential cation channel subfamily V member 4

Chain D: 66% 28% 5%



H731	I732	W733	R734	L735	Q736	W737		T740	I741	L742	D743	T744	E745		F756	R757	S758		V762	T763		D769	G770	T771	F772	D773	R774	R775	W776	G777	F778		S786	HIS	TRP	ASN	GLN	ASN	LEU	GLY	ILE	ILE	ASN	GLU	ASP	PRO	GLY	LYS
------	------	------	------	------	------	------	--	------	------	------	------	------	------	--	------	------	------	--	------	------	--	------	------	------	------	------	------	------	------	------	------	--	------	-----	-----	-----	-----	-----	-----	-----	-----	-----	-----	-----	-----	-----	-----	-----

4 Experimental information

Property	Value	Source
EM reconstruction method	SINGLE PARTICLE	Depositor
Imposed symmetry	POINT, Not provided	
Number of particles used	201371	Depositor
Resolution determination method	FSC 0.143 CUT-OFF	Depositor
CTF correction method	PHASE FLIPPING AND AMPLITUDE CORRECTION	Depositor
Microscope	FEI TITAN KRIOS	Depositor
Voltage (kV)	300	Depositor
Electron dose ($e^-/\text{\AA}^2$)	52	Depositor
Minimum defocus (nm)	800	Depositor
Maximum defocus (nm)	1600	Depositor
Magnification	Not provided	
Image detector	FEI FALCON IV (4k x 4k)	Depositor

5 Model quality [i](#)

5.1 Standard geometry [i](#)

The Z score for a bond length (or angle) is the number of standard deviations the observed value is removed from the expected value. A bond length (or angle) with $|Z| > 5$ is considered an outlier worth inspection. RMSZ is the root-mean-square of all Z scores of the bond lengths (or angles).

Mol	Chain	Bond lengths		Bond angles	
		RMSZ	$\# Z > 5$	RMSZ	$\# Z > 5$
1	A	0.13	0/5165	0.33	0/7005
1	B	0.13	0/5165	0.34	0/7005
1	C	0.13	0/5165	0.33	0/7005
1	D	0.13	0/5165	0.33	0/7005
All	All	0.13	0/20660	0.34	0/28020

There are no bond length outliers.

There are no bond angle outliers.

There are no chirality outliers.

There are no planarity outliers.

5.2 Too-close contacts [i](#)

In the following table, the Non-H and H(model) columns list the number of non-hydrogen atoms and hydrogen atoms in the chain respectively. The H(added) column lists the number of hydrogen atoms added and optimized by MolProbity. The Clashes column lists the number of clashes within the asymmetric unit, whereas Symm-Clashes lists symmetry-related clashes.

Mol	Chain	Non-H	H(model)	H(added)	Clashes	Symm-Clashes
1	A	5049	5123	5121	171	0
1	B	5049	5123	5121	170	0
1	C	5049	5123	5121	165	0
1	D	5049	5123	5121	169	0
All	All	20196	20492	20484	632	0

The all-atom clashscore is defined as the number of clashes found per 1000 atoms (including hydrogen atoms). The all-atom clashscore for this structure is 16.

All (632) close contacts within the same asymmetric unit are listed below, sorted by their clash magnitude.

Atom-1	Atom-2	Interatomic distance (Å)	Clash overlap (Å)
1:B:757:ARG:NH1	1:B:758:SER:O	2.11	0.84
1:D:426:THR:OG1	1:D:430:GLU:O	1.96	0.83
1:C:757:ARG:NH1	1:C:758:SER:O	2.11	0.83
1:A:757:ARG:NH1	1:A:758:SER:O	2.11	0.83
1:C:697:LEU:O	1:C:701:THR:HG23	1.79	0.83
1:B:697:LEU:O	1:B:701:THR:HG23	1.79	0.83
1:D:757:ARG:NH1	1:D:758:SER:O	2.11	0.83
1:B:426:THR:OG1	1:B:430:GLU:O	1.97	0.82
1:C:426:THR:OG1	1:C:430:GLU:O	1.96	0.82
1:B:583:VAL:HG23	1:C:628:TYR:CE1	2.15	0.82
1:D:224:ARG:NH1	1:D:261:GLY:O	2.13	0.82
1:A:224:ARG:NH1	1:A:261:GLY:O	2.13	0.81
1:A:426:THR:OG1	1:A:430:GLU:O	1.96	0.81
1:B:224:ARG:NH1	1:B:261:GLY:O	2.14	0.80
1:B:385:VAL:O	1:B:389:ILE:HG22	1.82	0.80
1:C:224:ARG:NH1	1:C:261:GLY:O	2.14	0.79
1:C:385:VAL:O	1:C:389:ILE:HG22	1.83	0.79
1:A:385:VAL:O	1:A:389:ILE:HG22	1.82	0.79
1:D:385:VAL:O	1:D:389:ILE:HG22	1.82	0.78
1:A:718:MET:HE1	1:D:718:MET:SD	2.23	0.78
1:A:737:TRP:NE1	1:A:741:ILE:HD11	1.99	0.77
1:D:737:TRP:NE1	1:D:741:ILE:HD11	1.99	0.77
1:B:737:TRP:NE1	1:B:741:ILE:HD11	1.99	0.77
1:C:333:ASP:N	1:C:338:ASN:OD1	2.18	0.77
1:B:333:ASP:N	1:B:338:ASN:OD1	2.18	0.77
1:C:737:TRP:NE1	1:C:741:ILE:HD11	1.99	0.77
1:D:333:ASP:N	1:D:338:ASN:OD1	2.18	0.76
1:A:333:ASP:N	1:A:338:ASN:OD1	2.18	0.76
1:B:393:GLU:N	1:B:393:GLU:OE1	2.20	0.75
1:C:393:GLU:OE1	1:C:393:GLU:N	2.20	0.75
1:B:438:VAL:HG11	1:B:742:LEU:CD1	2.17	0.74
1:A:438:VAL:HG11	1:A:742:LEU:CD1	2.17	0.74
1:A:393:GLU:N	1:A:393:GLU:OE1	2.20	0.74
1:D:438:VAL:HG11	1:D:742:LEU:CD1	2.17	0.73
1:C:438:VAL:HG11	1:C:742:LEU:CD1	2.17	0.73
1:D:393:GLU:N	1:D:393:GLU:OE1	2.20	0.73
1:A:434:LEU:O	1:A:438:VAL:HG12	1.90	0.72
1:B:434:LEU:O	1:B:438:VAL:HG12	1.90	0.72
1:C:434:LEU:O	1:C:438:VAL:HG12	1.90	0.72
1:D:434:LEU:O	1:D:438:VAL:HG12	1.90	0.72
1:C:632:LEU:HD21	1:C:698:LEU:HD22	1.73	0.71
1:C:583:VAL:HG23	1:D:628:TYR:CE1	2.26	0.71

Continued on next page...

Continued from previous page...

Atom-1	Atom-2	Interatomic distance (Å)	Clash overlap (Å)
1:D:632:LEU:HD21	1:D:698:LEU:HD22	1.73	0.70
1:B:632:LEU:HD21	1:B:698:LEU:HD22	1.73	0.70
1:A:632:LEU:HD21	1:A:698:LEU:HD22	1.73	0.70
1:A:628:TYR:CE1	1:D:583:VAL:HG23	2.27	0.69
1:B:580:PHE:O	1:B:583:VAL:HG12	1.92	0.69
1:A:697:LEU:O	1:A:701:THR:HG23	1.92	0.69
1:D:673:LEU:O	1:D:677:THR:HG23	1.92	0.69
1:B:396:ASP:OD2	1:B:399:THR:OG1	2.11	0.69
1:C:566:LEU:HD13	1:C:574:TYR:HB3	1.74	0.69
1:D:697:LEU:O	1:D:701:THR:HG23	1.92	0.69
1:A:583:VAL:HG23	1:B:628:TYR:CE1	2.27	0.69
1:A:673:LEU:O	1:A:677:THR:HG23	1.92	0.68
1:D:566:LEU:HD13	1:D:574:TYR:HB3	1.74	0.68
1:A:566:LEU:HD13	1:A:574:TYR:HB3	1.74	0.68
1:B:566:LEU:HD13	1:B:574:TYR:HB3	1.74	0.68
1:C:673:LEU:O	1:C:677:THR:HG23	1.92	0.68
1:B:673:LEU:O	1:B:677:THR:HG23	1.92	0.68
1:D:325:LEU:HD22	1:D:346:TYR:CD1	2.29	0.68
1:A:325:LEU:HD22	1:A:346:TYR:CD1	2.29	0.68
1:B:325:LEU:HD22	1:B:346:TYR:CD1	2.29	0.67
1:C:325:LEU:HD22	1:C:346:TYR:CD1	2.29	0.67
1:B:583:VAL:HG23	1:C:628:TYR:HE1	1.56	0.67
1:C:475:VAL:HG23	1:C:592:PHE:HD2	1.59	0.67
1:A:631:ALA:HB1	1:D:579:VAL:HG23	1.77	0.67
1:D:722:VAL:HA	1:D:725:VAL:HG22	1.76	0.66
1:A:718:MET:SD	1:B:718:MET:HE1	2.34	0.66
1:D:475:VAL:HG23	1:D:592:PHE:HD2	1.59	0.66
1:D:328:LEU:CD1	1:D:342:VAL:HG23	2.26	0.66
1:A:475:VAL:HG23	1:A:592:PHE:HD2	1.59	0.66
1:A:328:LEU:CD1	1:A:342:VAL:HG23	2.26	0.66
1:B:475:VAL:HG23	1:B:592:PHE:HD2	1.59	0.66
1:B:328:LEU:CD1	1:B:342:VAL:HG23	2.26	0.66
1:C:722:VAL:HA	1:C:725:VAL:HG22	1.78	0.66
1:D:437:LEU:HD13	1:D:449:MET:HE2	1.78	0.66
1:B:722:VAL:HA	1:B:725:VAL:HG22	1.79	0.65
1:A:722:VAL:HA	1:A:725:VAL:HG22	1.78	0.65
1:C:254:VAL:O	1:C:258:VAL:HG23	1.96	0.65
1:D:254:VAL:O	1:D:258:VAL:HG23	1.97	0.65
1:A:216:ILE:O	1:A:220:THR:HG23	1.97	0.65
1:C:216:ILE:O	1:C:220:THR:HG23	1.97	0.65
1:C:328:LEU:CD1	1:C:342:VAL:HG23	2.26	0.65

Continued on next page...

Continued from previous page...

Atom-1	Atom-2	Interatomic distance (Å)	Clash overlap (Å)
1:A:437:LEU:HD13	1:A:449:MET:HE2	1.78	0.65
1:C:437:LEU:HD13	1:C:449:MET:HE2	1.78	0.65
1:B:254:VAL:O	1:B:258:VAL:HG23	1.97	0.65
1:B:277:ASP:OD1	1:B:278:GLU:N	2.30	0.65
1:C:277:ASP:OD1	1:C:278:GLU:N	2.30	0.65
1:A:195:LEU:HD12	1:A:199:LEU:HD23	1.79	0.64
1:A:254:VAL:O	1:A:258:VAL:HG23	1.97	0.64
1:B:718:MET:SD	1:C:718:MET:HE1	2.38	0.64
1:D:216:ILE:O	1:D:220:THR:HG23	1.97	0.64
1:A:579:VAL:HG23	1:B:631:ALA:HB1	1.80	0.64
1:B:216:ILE:O	1:B:220:THR:HG23	1.97	0.64
1:D:277:ASP:OD1	1:D:278:GLU:N	2.30	0.64
1:A:277:ASP:OD1	1:A:278:GLU:N	2.30	0.64
1:B:437:LEU:HD13	1:B:449:MET:HE2	1.79	0.63
1:C:579:VAL:HG23	1:D:631:ALA:HB1	1.80	0.63
1:B:242:LEU:HD21	1:B:264:VAL:HG12	1.81	0.63
1:D:725:VAL:HG23	1:D:725:VAL:O	1.99	0.63
1:A:725:VAL:O	1:A:725:VAL:HG23	1.99	0.62
1:C:425:ASP:OD2	1:C:458:LEU:HD21	1.99	0.62
1:C:242:LEU:HD21	1:C:264:VAL:HG12	1.81	0.62
1:D:195:LEU:HD12	1:D:199:LEU:HD23	1.81	0.62
1:C:770:GLY:O	1:C:771:THR:OG1	2.15	0.62
1:A:425:ASP:OD2	1:A:458:LEU:HD21	1.99	0.62
1:D:425:ASP:OD2	1:D:458:LEU:HD21	2.00	0.62
1:C:583:VAL:HG23	1:D:628:TYR:HE1	1.64	0.62
1:D:609:ILE:HG23	1:D:614:LEU:HD22	1.82	0.62
1:C:195:LEU:HD12	1:C:199:LEU:HD23	1.81	0.62
1:A:242:LEU:HD21	1:A:264:VAL:HG12	1.81	0.62
1:B:425:ASP:OD2	1:B:458:LEU:HD21	1.99	0.61
1:A:583:VAL:HG23	1:B:628:TYR:HE1	1.64	0.61
1:B:770:GLY:O	1:B:771:THR:OG1	2.15	0.61
1:C:725:VAL:HG23	1:C:725:VAL:O	1.99	0.61
1:D:242:LEU:HD21	1:D:264:VAL:HG12	1.81	0.61
1:A:580:PHE:O	1:A:583:VAL:HG12	2.01	0.61
1:B:725:VAL:HG23	1:B:725:VAL:O	1.99	0.61
1:C:329:VAL:HG22	1:C:385:VAL:HG11	1.83	0.61
1:C:609:ILE:HG23	1:C:614:LEU:HD22	1.82	0.60
1:D:580:PHE:O	1:D:583:VAL:HG12	2.01	0.60
1:D:595:GLY:O	1:D:733:TRP:NE1	2.34	0.60
1:B:609:ILE:HG23	1:B:614:LEU:HD22	1.83	0.60
1:A:595:GLY:O	1:A:733:TRP:NE1	2.34	0.60

Continued on next page...

Continued from previous page...

Atom-1	Atom-2	Interatomic distance (Å)	Clash overlap (Å)
1:C:595:GLY:O	1:C:733:TRP:NE1	2.34	0.60
1:A:628:TYR:HE1	1:D:583:VAL:HG23	1.64	0.60
1:C:580:PHE:O	1:C:583:VAL:HG12	2.01	0.60
1:D:325:LEU:HD22	1:D:346:TYR:CE1	2.37	0.60
1:A:329:VAL:HG22	1:A:385:VAL:HG11	1.83	0.60
1:B:329:VAL:HG22	1:B:385:VAL:HG11	1.83	0.60
1:C:434:LEU:HD13	1:C:455:ILE:HG23	1.83	0.60
1:D:329:VAL:HG22	1:D:385:VAL:HG11	1.83	0.60
1:A:452:VAL:HG13	1:A:453:GLU:H	1.67	0.59
1:A:609:ILE:HG23	1:A:614:LEU:HD22	1.82	0.59
1:A:434:LEU:HD13	1:A:455:ILE:HG23	1.84	0.59
1:D:452:VAL:HG13	1:D:453:GLU:H	1.67	0.59
1:B:452:VAL:HG13	1:B:453:GLU:H	1.67	0.59
1:D:434:LEU:HD13	1:D:455:ILE:HG23	1.83	0.59
1:A:579:VAL:HG11	1:B:635:LEU:HD12	1.85	0.59
1:A:662:ASP:HB3	1:D:494:LEU:HD22	1.84	0.59
1:B:595:GLY:O	1:B:733:TRP:NE1	2.34	0.59
1:D:421:LEU:O	1:D:421:LEU:HD12	2.03	0.59
1:A:307:ASN:ND2	1:A:310:LYS:O	2.35	0.59
1:A:325:LEU:HD22	1:A:346:TYR:CE1	2.38	0.59
1:A:494:LEU:HD22	1:B:662:ASP:HB3	1.84	0.59
1:C:396:ASP:N	1:C:396:ASP:OD1	2.36	0.59
1:C:325:LEU:HD22	1:C:346:TYR:CE1	2.37	0.59
1:C:579:VAL:HG11	1:D:635:LEU:HD12	1.85	0.59
1:A:396:ASP:OD1	1:A:396:ASP:N	2.36	0.59
1:A:635:LEU:HD12	1:D:579:VAL:HG11	1.85	0.59
1:B:434:LEU:HD13	1:B:455:ILE:HG23	1.84	0.59
1:C:207:ASN:N	1:C:253:TYR:OH	2.36	0.59
1:A:421:LEU:HD12	1:A:421:LEU:O	2.03	0.58
1:B:325:LEU:HD22	1:B:346:TYR:CE1	2.38	0.58
1:A:207:ASN:N	1:A:253:TYR:OH	2.36	0.58
1:B:421:LEU:HD12	1:B:421:LEU:O	2.03	0.58
1:C:421:LEU:HD12	1:C:421:LEU:O	2.03	0.58
1:D:307:ASN:ND2	1:D:310:LYS:O	2.35	0.58
1:A:484:ILE:HG21	1:A:516:ILE:CG2	2.34	0.58
1:A:618:LEU:HD12	1:A:619:LEU:N	2.18	0.58
1:D:271:ARG:NH2	1:D:278:GLU:O	2.37	0.58
1:D:484:ILE:HG21	1:D:516:ILE:CG2	2.34	0.58
1:D:618:LEU:HD12	1:D:619:LEU:N	2.19	0.58
1:A:271:ARG:NH2	1:A:278:GLU:O	2.36	0.58
1:C:618:LEU:HD12	1:C:619:LEU:N	2.19	0.58

Continued on next page...

Continued from previous page...

Atom-1	Atom-2	Interatomic distance (Å)	Clash overlap (Å)
1:B:307:ASN:ND2	1:B:310:LYS:O	2.35	0.58
1:C:452:VAL:HG13	1:C:453:GLU:H	1.67	0.58
1:C:494:LEU:HD22	1:D:662:ASP:HB3	1.84	0.58
1:B:484:ILE:HG21	1:B:516:ILE:CG2	2.34	0.58
1:A:770:GLY:O	1:A:771:THR:OG1	2.15	0.57
1:B:195:LEU:HD12	1:B:199:LEU:HD23	1.85	0.57
1:B:271:ARG:NH2	1:B:278:GLU:O	2.37	0.57
1:B:494:LEU:HD22	1:C:662:ASP:HB3	1.84	0.57
1:C:193:THR:HG22	1:C:194:CYS:H	1.69	0.57
1:B:618:LEU:HD12	1:B:619:LEU:N	2.19	0.57
1:D:396:ASP:OD1	1:D:396:ASP:N	2.36	0.57
1:B:207:ASN:N	1:B:253:TYR:OH	2.36	0.57
1:C:271:ARG:NH2	1:C:278:GLU:O	2.37	0.57
1:C:484:ILE:HG21	1:C:516:ILE:CG2	2.34	0.57
1:B:193:THR:HG22	1:B:194:CYS:H	1.70	0.57
1:C:307:ASN:ND2	1:C:310:LYS:O	2.35	0.57
1:A:168:GLY:O	1:A:171:SER:OG	2.22	0.57
1:B:579:VAL:HG23	1:C:631:ALA:HB1	1.87	0.57
1:D:200:LEU:O	1:D:248:ARG:NH2	2.38	0.56
1:B:168:GLY:O	1:B:171:SER:OG	2.23	0.56
1:C:200:LEU:O	1:C:248:ARG:NH2	2.38	0.56
1:D:193:THR:HG22	1:D:194:CYS:H	1.69	0.56
1:B:485:PHE:CD1	1:B:517:THR:HG21	2.41	0.56
1:B:664:GLU:O	1:B:665:THR:OG1	2.20	0.56
1:D:437:LEU:HD12	1:D:437:LEU:O	2.06	0.56
1:A:437:LEU:HD12	1:A:437:LEU:O	2.05	0.56
1:B:437:LEU:HD12	1:B:437:LEU:O	2.05	0.56
1:C:437:LEU:HD12	1:C:437:LEU:O	2.06	0.56
1:D:664:GLU:O	1:D:665:THR:OG1	2.19	0.56
1:A:193:THR:HG22	1:A:194:CYS:H	1.69	0.56
1:D:709:LEU:HD23	1:D:710:LEU:HD22	1.88	0.56
1:B:709:LEU:HD23	1:B:710:LEU:HD22	1.88	0.56
1:C:709:LEU:HD23	1:C:710:LEU:HD22	1.87	0.56
1:D:485:PHE:CD1	1:D:517:THR:HG21	2.41	0.56
1:A:485:PHE:CD1	1:A:517:THR:HG21	2.41	0.55
1:C:355:ARG:NH2	1:C:396:ASP:OD2	2.39	0.55
1:C:563:SER:HB3	1:C:578:MET:SD	2.46	0.55
1:A:200:LEU:O	1:A:248:ARG:NH2	2.38	0.55
1:B:583:VAL:HG23	1:C:628:TYR:CZ	2.42	0.55
1:D:563:SER:HB3	1:D:578:MET:SD	2.47	0.55
1:D:721:THR:O	1:D:725:VAL:N	2.37	0.55

Continued on next page...

Continued from previous page...

Atom-1	Atom-2	Interatomic distance (Å)	Clash overlap (Å)
1:B:563:SER:HB3	1:B:578:MET:SD	2.46	0.55
1:B:579:VAL:HG11	1:C:635:LEU:HD12	1.89	0.55
1:B:242:LEU:CD2	1:B:264:VAL:HG12	2.36	0.55
1:D:566:LEU:O	1:D:570:GLY:N	2.37	0.55
1:C:242:LEU:CD2	1:C:264:VAL:HG12	2.37	0.55
1:C:485:PHE:CD1	1:C:517:THR:HG21	2.42	0.55
1:A:688:SER:O	1:A:689:ALA:C	2.50	0.55
1:B:566:LEU:O	1:B:570:GLY:N	2.37	0.55
1:B:688:SER:O	1:B:689:ALA:C	2.50	0.55
1:D:420:ASP:OD1	1:D:422:SER:OG	2.25	0.55
1:A:563:SER:HB3	1:A:578:MET:SD	2.46	0.55
1:C:420:ASP:OD1	1:C:422:SER:OG	2.25	0.55
1:D:207:ASN:N	1:D:253:TYR:OH	2.36	0.55
1:A:566:LEU:O	1:A:570:GLY:N	2.37	0.54
1:D:355:ARG:NH2	1:D:396:ASP:OD2	2.39	0.54
1:C:305:THR:OG1	1:C:352:LYS:NZ	2.41	0.54
1:D:305:THR:OG1	1:D:352:LYS:NZ	2.41	0.54
1:D:318:ASP:OD1	1:D:320:ARG:N	2.40	0.54
1:B:268:ALA:HB1	1:B:273:PHE:CE2	2.43	0.54
1:C:318:ASP:OD1	1:C:320:ARG:N	2.40	0.54
1:A:420:ASP:OD1	1:A:422:SER:OG	2.25	0.54
1:B:318:ASP:OD1	1:B:320:ARG:N	2.40	0.54
1:C:721:THR:O	1:C:725:VAL:N	2.39	0.54
1:D:770:GLY:O	1:D:771:THR:OG1	2.15	0.54
1:A:242:LEU:CD2	1:A:264:VAL:HG12	2.37	0.54
1:A:318:ASP:OD1	1:A:320:ARG:N	2.41	0.54
1:C:475:VAL:HG23	1:C:592:PHE:CD2	2.42	0.54
1:D:420:ASP:OD1	1:D:422:SER:N	2.41	0.54
1:B:305:THR:OG1	1:B:352:LYS:NZ	2.40	0.54
1:A:420:ASP:OD1	1:A:422:SER:N	2.41	0.54
1:B:182:ASP:OD1	1:B:183:GLU:N	2.41	0.54
1:C:420:ASP:OD1	1:C:422:SER:N	2.41	0.54
1:D:475:VAL:HG23	1:D:592:PHE:CD2	2.42	0.54
1:C:688:SER:O	1:C:689:ALA:C	2.50	0.54
1:C:566:LEU:O	1:C:570:GLY:N	2.36	0.53
1:D:182:ASP:OD1	1:D:183:GLU:N	2.41	0.53
1:C:424:LEU:HD13	1:C:455:ILE:CD1	2.39	0.53
1:D:420:ASP:OD2	1:D:775:ARG:NE	2.42	0.53
1:D:688:SER:O	1:D:689:ALA:C	2.50	0.53
1:A:182:ASP:OD1	1:A:183:GLU:N	2.41	0.53
1:A:305:THR:OG1	1:A:352:LYS:NZ	2.40	0.53

Continued on next page...

Continued from previous page...

Atom-1	Atom-2	Interatomic distance (Å)	Clash overlap (Å)
1:A:424:LEU:HD13	1:A:455:ILE:CD1	2.39	0.53
1:A:664:GLU:O	1:A:665:THR:OG1	2.19	0.53
1:D:242:LEU:CD2	1:D:264:VAL:HG12	2.37	0.53
1:C:182:ASP:OD1	1:C:183:GLU:N	2.41	0.53
1:C:203:SER:OG	1:C:206:ARG:O	2.26	0.53
1:A:268:ALA:HB1	1:A:273:PHE:CE2	2.44	0.53
1:A:709:LEU:HD23	1:A:710:LEU:HD22	1.90	0.53
1:C:372:SER:O	1:C:376:MET:N	2.33	0.53
1:D:168:GLY:O	1:D:171:SER:OG	2.22	0.53
1:B:372:SER:O	1:B:376:MET:N	2.34	0.53
1:B:421:LEU:HD22	1:B:458:LEU:HD22	1.91	0.53
1:D:609:ILE:HD12	1:D:614:LEU:HD13	1.91	0.53
1:A:203:SER:OG	1:A:206:ARG:O	2.26	0.53
1:A:497:THR:O	1:A:499:PRO:HD3	2.09	0.52
1:B:420:ASP:OD2	1:B:775:ARG:NE	2.42	0.52
1:C:420:ASP:OD2	1:C:775:ARG:NE	2.42	0.52
1:C:604:ILE:HG13	1:C:605:MET:N	2.24	0.52
1:D:497:THR:O	1:D:499:PRO:HD3	2.08	0.52
1:D:697:LEU:O	1:D:700:VAL:HG12	2.10	0.52
1:A:420:ASP:OD2	1:A:775:ARG:NE	2.42	0.52
1:A:697:LEU:O	1:A:700:VAL:HG12	2.09	0.52
1:B:404:ARG:NH1	1:B:769:ASP:OD2	2.43	0.52
1:B:497:THR:O	1:B:499:PRO:HD3	2.09	0.52
1:C:664:GLU:O	1:C:665:THR:OG1	2.19	0.52
1:D:268:ALA:HB1	1:D:273:PHE:CE2	2.44	0.52
1:B:203:SER:OG	1:B:206:ARG:O	2.27	0.52
1:C:168:GLY:O	1:C:171:SER:OG	2.23	0.52
1:D:203:SER:OG	1:D:206:ARG:O	2.27	0.52
1:B:424:LEU:HD13	1:B:455:ILE:CD1	2.39	0.52
1:B:721:THR:O	1:B:725:VAL:N	2.39	0.52
1:C:421:LEU:HD22	1:C:458:LEU:HD22	1.91	0.52
1:C:609:ILE:HD12	1:C:614:LEU:HD13	1.92	0.52
1:C:718:MET:SD	1:D:718:MET:HE1	2.50	0.52
1:C:497:THR:O	1:C:499:PRO:HD3	2.08	0.52
1:D:424:LEU:HD13	1:D:455:ILE:CD1	2.39	0.52
1:A:475:VAL:HG23	1:A:592:PHE:CD2	2.42	0.52
1:B:169:LEU:HD12	1:B:170:LEU:N	2.25	0.52
1:B:200:LEU:O	1:B:248:ARG:NH2	2.38	0.52
1:A:421:LEU:HD22	1:A:458:LEU:HD22	1.91	0.52
1:A:609:ILE:HD12	1:A:614:LEU:HD13	1.92	0.52
1:C:169:LEU:HD12	1:C:170:LEU:N	2.25	0.51

Continued on next page...

Continued from previous page...

Atom-1	Atom-2	Interatomic distance (Å)	Clash overlap (Å)
1:B:453:GLU:HB3	1:B:454:PRO:HD3	1.91	0.51
1:B:475:VAL:HG23	1:B:592:PHE:CD2	2.42	0.51
1:C:404:ARG:NH1	1:C:769:ASP:OD2	2.43	0.51
1:D:604:ILE:HG13	1:D:605:MET:N	2.24	0.51
1:B:420:ASP:OD1	1:B:422:SER:OG	2.25	0.51
1:D:169:LEU:HD12	1:D:170:LEU:N	2.24	0.51
1:A:453:GLU:HB3	1:A:454:PRO:HD3	1.92	0.51
1:A:604:ILE:HG13	1:A:605:MET:N	2.24	0.51
1:C:268:ALA:HB1	1:C:273:PHE:CE2	2.45	0.51
1:A:583:VAL:HG23	1:B:628:TYR:OH	2.10	0.51
1:B:697:LEU:O	1:B:700:VAL:HG12	2.11	0.51
1:D:453:GLU:HB3	1:D:454:PRO:HD3	1.91	0.51
1:A:328:LEU:HD11	1:A:342:VAL:HG23	1.93	0.51
1:A:404:ARG:NH1	1:A:769:ASP:OD2	2.43	0.51
1:A:628:TYR:OH	1:D:583:VAL:HG23	2.10	0.51
1:C:583:VAL:HG23	1:D:628:TYR:OH	2.10	0.51
1:D:421:LEU:HD22	1:D:458:LEU:HD22	1.91	0.51
1:B:328:LEU:HD11	1:B:342:VAL:HG23	1.93	0.51
1:A:246:ILE:HG23	1:A:300:ILE:HG21	1.93	0.51
1:B:609:ILE:HD12	1:B:614:LEU:HD13	1.92	0.51
1:C:246:ILE:HG23	1:C:300:ILE:HG21	1.93	0.51
1:A:355:ARG:NH2	1:A:396:ASP:OD2	2.39	0.50
1:C:453:GLU:HB3	1:C:454:PRO:HD3	1.92	0.50
1:A:721:THR:O	1:A:725:VAL:N	2.39	0.50
1:C:697:LEU:O	1:C:700:VAL:HG12	2.11	0.50
1:D:328:LEU:HD11	1:D:342:VAL:HG23	1.93	0.50
1:D:721:THR:O	1:D:725:VAL:HG13	2.11	0.50
1:C:625:MET:SD	1:C:626:ILE:N	2.84	0.50
1:D:625:MET:SD	1:D:626:ILE:N	2.85	0.50
1:B:583:VAL:HG23	1:C:628:TYR:OH	2.12	0.50
1:D:404:ARG:NH1	1:D:769:ASP:OD2	2.43	0.50
1:B:246:ILE:HG23	1:B:300:ILE:HG21	1.94	0.50
1:A:631:ALA:HB1	1:D:579:VAL:CG2	2.42	0.50
1:B:625:MET:SD	1:B:626:ILE:N	2.85	0.50
1:A:263:ASP:OD1	1:A:310:LYS:NZ	2.45	0.50
1:B:563:SER:OG	1:B:577:VAL:HG23	2.10	0.50
1:C:328:LEU:HD11	1:C:342:VAL:HG23	1.93	0.50
1:B:420:ASP:OD1	1:B:422:SER:N	2.41	0.49
1:C:721:THR:O	1:C:725:VAL:HG13	2.12	0.49
1:A:625:MET:SD	1:A:626:ILE:N	2.85	0.49
1:C:284:PHE:CD2	1:C:291:LEU:HD13	2.48	0.49

Continued on next page...

Continued from previous page...

Atom-1	Atom-2	Interatomic distance (Å)	Clash overlap (Å)
1:C:740:THR:O	1:C:743:ASP:OD1	2.31	0.49
1:A:721:THR:O	1:A:725:VAL:HG13	2.12	0.49
1:C:485:PHE:HD1	1:C:517:THR:HG21	1.77	0.49
1:C:263:ASP:OD1	1:C:310:LYS:NZ	2.46	0.49
1:D:246:ILE:HG23	1:D:300:ILE:HG21	1.94	0.49
1:D:485:PHE:HD1	1:D:517:THR:HG21	1.77	0.49
1:B:263:ASP:OD1	1:B:310:LYS:NZ	2.45	0.49
1:B:718:MET:O	1:B:722:VAL:HG13	2.13	0.49
1:D:740:THR:O	1:D:743:ASP:OD1	2.31	0.49
1:A:444:GLU:N	1:A:444:GLU:OE1	2.46	0.49
1:A:579:VAL:CG2	1:B:631:ALA:HB1	2.43	0.49
1:C:394:VAL:N	1:C:403:SER:OG	2.45	0.49
1:C:444:GLU:N	1:C:444:GLU:OE1	2.46	0.49
1:B:444:GLU:OE1	1:B:444:GLU:N	2.46	0.49
1:D:444:GLU:N	1:D:444:GLU:OE1	2.46	0.49
1:B:284:PHE:CD2	1:B:291:LEU:HD13	2.48	0.49
1:D:718:MET:O	1:D:722:VAL:HG13	2.12	0.49
1:A:485:PHE:HD1	1:A:517:THR:HG21	1.77	0.48
1:B:740:THR:O	1:B:743:ASP:OD1	2.30	0.48
1:A:740:THR:O	1:A:743:ASP:OD1	2.30	0.48
1:A:690:LYS:O	1:A:691:TYR:CG	2.67	0.48
1:D:284:PHE:CD2	1:D:291:LEU:HD13	2.48	0.48
1:D:394:VAL:N	1:D:403:SER:OG	2.45	0.48
1:D:690:LYS:O	1:D:691:TYR:CG	2.67	0.48
1:B:485:PHE:HD1	1:B:517:THR:HG21	1.77	0.48
1:C:579:VAL:CG2	1:D:631:ALA:HB1	2.43	0.48
1:A:718:MET:O	1:A:722:VAL:HG13	2.13	0.48
1:B:438:VAL:HG11	1:B:742:LEU:HD13	1.95	0.48
1:C:325:LEU:HD22	1:C:346:TYR:HD1	1.79	0.48
1:C:390:ILE:HD11	1:C:424:LEU:HD11	1.96	0.48
1:C:718:MET:O	1:C:722:VAL:HG13	2.13	0.48
1:B:721:THR:O	1:B:725:VAL:HG13	2.12	0.48
1:C:690:LYS:O	1:C:691:TYR:CG	2.67	0.48
1:C:424:LEU:HD13	1:C:455:ILE:HD11	1.96	0.48
1:D:372:SER:O	1:D:376:MET:N	2.34	0.48
1:A:737:TRP:O	1:A:740:THR:OG1	2.30	0.47
1:B:690:LYS:O	1:B:691:TYR:CG	2.67	0.47
1:A:284:PHE:CD2	1:A:291:LEU:HD13	2.48	0.47
1:D:637:ASN:ND2	1:D:664:GLU:OE2	2.47	0.47
1:C:268:ALA:HB1	1:C:273:PHE:CD2	2.50	0.47
1:A:372:SER:O	1:A:376:MET:N	2.35	0.47

Continued on next page...

Continued from previous page...

Atom-1	Atom-2	Interatomic distance (Å)	Clash overlap (Å)
1:C:583:VAL:HG23	1:D:628:TYR:CZ	2.49	0.47
1:D:268:ALA:HB1	1:D:273:PHE:CD2	2.50	0.47
1:C:614:LEU:HD23	1:C:614:LEU:C	2.40	0.47
1:A:424:LEU:HD13	1:A:455:ILE:HD11	1.97	0.47
1:A:614:LEU:C	1:A:614:LEU:HD23	2.40	0.47
1:D:390:ILE:HD11	1:D:424:LEU:HD11	1.97	0.47
1:D:434:LEU:CD1	1:D:455:ILE:HG23	2.45	0.47
1:D:438:VAL:HG11	1:D:742:LEU:HD13	1.95	0.47
1:B:434:LEU:CD1	1:B:455:ILE:HG23	2.45	0.47
1:C:438:VAL:HG11	1:C:742:LEU:HD13	1.95	0.47
1:D:614:LEU:C	1:D:614:LEU:HD23	2.40	0.47
1:A:318:ASP:OD1	1:A:318:ASP:C	2.58	0.47
1:C:617:PHE:CE1	1:C:713:MET:HE3	2.50	0.47
1:A:268:ALA:HB1	1:A:273:PHE:CD2	2.50	0.47
1:A:394:VAL:N	1:A:403:SER:OG	2.45	0.47
1:A:301:VAL:HG21	1:A:349:LEU:HD21	1.97	0.46
1:B:325:LEU:HD22	1:B:346:TYR:HD1	1.78	0.46
1:B:424:LEU:HD13	1:B:455:ILE:HD11	1.97	0.46
1:B:614:LEU:C	1:B:614:LEU:HD23	2.40	0.46
1:B:318:ASP:OD1	1:B:318:ASP:C	2.58	0.46
1:D:617:PHE:CE1	1:D:713:MET:HE3	2.50	0.46
1:B:604:ILE:HG13	1:B:605:MET:N	2.28	0.46
1:C:301:VAL:HG21	1:C:349:LEU:HD21	1.98	0.46
1:D:263:ASP:OD1	1:D:310:LYS:NZ	2.45	0.46
1:D:424:LEU:HD13	1:D:455:ILE:HD11	1.97	0.46
1:B:390:ILE:HD11	1:B:424:LEU:HD11	1.97	0.46
1:C:726:SER:O	1:C:729:SER:N	2.41	0.46
1:A:166:LEU:HD23	1:A:169:LEU:HD21	1.96	0.46
1:A:390:ILE:HD11	1:A:424:LEU:HD11	1.97	0.46
1:C:637:ASN:ND2	1:C:664:GLU:OE2	2.47	0.46
1:B:227:ILE:HG21	1:B:262:ALA:HA	1.98	0.46
1:B:302:ASN:O	1:B:305:THR:OG1	2.34	0.46
1:D:318:ASP:OD1	1:D:318:ASP:C	2.58	0.46
1:D:420:ASP:OD1	1:D:420:ASP:C	2.59	0.46
1:A:339:THR:HA	1:A:342:VAL:HG12	1.98	0.46
1:A:637:ASN:ND2	1:A:664:GLU:OE2	2.47	0.46
1:A:773:ASP:OD1	1:A:773:ASP:N	2.48	0.46
1:D:390:ILE:HG21	1:D:452:VAL:HG21	1.98	0.46
1:D:773:ASP:OD1	1:D:773:ASP:N	2.48	0.46
1:A:420:ASP:OD1	1:A:420:ASP:C	2.59	0.46
1:A:438:VAL:HG11	1:A:742:LEU:HD13	1.95	0.46

Continued on next page...

Continued from previous page...

Atom-1	Atom-2	Interatomic distance (Å)	Clash overlap (Å)
1:A:715:ILE:HG12	1:D:718:MET:SD	2.56	0.46
1:B:301:VAL:HG21	1:B:349:LEU:HD21	1.97	0.46
1:B:617:PHE:CE1	1:B:713:MET:HE3	2.50	0.46
1:C:318:ASP:OD1	1:C:318:ASP:C	2.58	0.46
1:C:580:PHE:O	1:C:583:VAL:CG1	2.64	0.46
1:D:394:VAL:HG11	1:D:399:THR:O	2.16	0.46
1:A:583:VAL:HG23	1:B:628:TYR:CZ	2.51	0.46
1:B:713:MET:SD	1:B:714:LEU:N	2.89	0.46
1:B:773:ASP:N	1:B:773:ASP:OD1	2.48	0.46
1:D:166:LEU:HD23	1:D:169:LEU:HD21	1.98	0.46
1:A:341:PHE:CD1	1:A:341:PHE:C	2.95	0.45
1:A:394:VAL:HG11	1:A:399:THR:O	2.17	0.45
1:C:434:LEU:CD1	1:C:455:ILE:HG23	2.45	0.45
1:D:176:HIS:O	1:D:177:LYS:HG3	2.16	0.45
1:D:301:VAL:HG21	1:D:349:LEU:HD21	1.97	0.45
1:D:580:PHE:O	1:D:583:VAL:CG1	2.64	0.45
1:A:434:LEU:HD21	1:A:459:LEU:HD21	1.98	0.45
1:C:773:ASP:OD1	1:C:773:ASP:N	2.48	0.45
1:D:227:ILE:HG21	1:D:262:ALA:HA	1.98	0.45
1:A:390:ILE:HG21	1:A:452:VAL:HG21	1.98	0.45
1:A:580:PHE:O	1:A:583:VAL:CG1	2.63	0.45
1:B:268:ALA:HB1	1:B:273:PHE:CD2	2.51	0.45
1:C:324:VAL:CG1	1:C:349:LEU:HD13	2.47	0.45
1:D:324:VAL:CG1	1:D:349:LEU:HD13	2.47	0.45
1:A:227:ILE:HG21	1:A:262:ALA:HA	1.97	0.45
1:B:579:VAL:CG2	1:C:631:ALA:HB1	2.47	0.45
1:A:635:LEU:HD22	1:A:695:PHE:CD1	2.52	0.45
1:B:551:LEU:HD12	1:B:551:LEU:C	2.42	0.45
1:C:176:HIS:O	1:C:177:LYS:HG3	2.16	0.45
1:C:691:TYR:HB2	1:C:692:PRO:HD2	1.99	0.45
1:D:339:THR:HA	1:D:342:VAL:HG12	1.98	0.45
1:B:727:LYS:O	1:B:731:HIS:ND1	2.50	0.45
1:D:193:THR:HG22	1:D:194:CYS:N	2.32	0.45
1:D:434:LEU:HD21	1:D:459:LEU:HD21	1.98	0.45
1:B:166:LEU:HD23	1:B:169:LEU:HD21	1.98	0.45
1:B:339:THR:HA	1:B:342:VAL:HG12	1.98	0.45
1:B:394:VAL:N	1:B:403:SER:OG	2.45	0.45
1:C:420:ASP:OD1	1:C:420:ASP:C	2.59	0.45
1:C:727:LYS:O	1:C:731:HIS:ND1	2.50	0.45
1:A:434:LEU:CD1	1:A:455:ILE:HG23	2.45	0.45
1:A:628:TYR:CZ	1:D:583:VAL:HG23	2.51	0.45

Continued on next page...

Continued from previous page...

Atom-1	Atom-2	Interatomic distance (Å)	Clash overlap (Å)
1:B:324:VAL:CG1	1:B:349:LEU:HD13	2.47	0.45
1:B:420:ASP:OD1	1:B:420:ASP:C	2.59	0.45
1:C:394:VAL:HG11	1:C:399:THR:O	2.16	0.45
1:C:551:LEU:C	1:C:551:LEU:HD12	2.42	0.45
1:D:691:TYR:HB2	1:D:692:PRO:HD2	1.99	0.45
1:D:727:LYS:O	1:D:731:HIS:ND1	2.50	0.45
1:A:176:HIS:O	1:A:177:LYS:HG3	2.16	0.45
1:A:324:VAL:CG1	1:A:349:LEU:HD13	2.47	0.45
1:A:713:MET:HE2	1:D:602:TYR:HE1	1.82	0.45
1:B:176:HIS:O	1:B:177:LYS:HG3	2.16	0.45
1:B:390:ILE:HG21	1:B:452:VAL:HG21	1.98	0.45
1:B:635:LEU:HD22	1:B:695:PHE:CD1	2.52	0.45
1:C:302:ASN:O	1:C:305:THR:OG1	2.34	0.45
1:D:446:ARG:HD2	1:D:735:LEU:HD11	1.99	0.45
1:C:390:ILE:HG21	1:C:452:VAL:HG21	1.98	0.44
1:B:446:ARG:HD2	1:B:735:LEU:HD11	2.00	0.44
1:C:166:LEU:HD23	1:C:169:LEU:HD21	1.98	0.44
1:C:227:ILE:HG21	1:C:262:ALA:HA	1.97	0.44
1:C:339:THR:HA	1:C:342:VAL:HG12	1.98	0.44
1:B:434:LEU:HD21	1:B:459:LEU:HD21	1.98	0.44
1:B:637:ASN:ND2	1:B:664:GLU:OE2	2.47	0.44
1:C:446:ARG:HD2	1:C:735:LEU:HD11	2.00	0.44
1:C:580:PHE:O	1:C:581:ALA:C	2.61	0.44
1:A:446:ARG:HD2	1:A:735:LEU:HD11	1.99	0.44
1:A:551:LEU:C	1:A:551:LEU:HD12	2.42	0.44
1:A:762:VAL:HG22	1:A:763:THR:N	2.33	0.44
1:C:707:PHE:CD1	1:C:707:PHE:C	2.96	0.44
1:A:302:ASN:O	1:A:305:THR:OG1	2.34	0.44
1:A:325:LEU:HD22	1:A:346:TYR:HD1	1.78	0.44
1:A:727:LYS:O	1:A:731:HIS:ND1	2.50	0.44
1:B:341:PHE:CD1	1:B:341:PHE:C	2.95	0.44
1:B:762:VAL:HG22	1:B:763:THR:N	2.33	0.44
1:C:762:VAL:HG22	1:C:763:THR:N	2.33	0.44
1:D:551:LEU:C	1:D:551:LEU:HD12	2.42	0.44
1:D:635:LEU:HD22	1:D:695:PHE:CD1	2.52	0.44
1:A:193:THR:HG22	1:A:194:CYS:N	2.32	0.44
1:D:762:VAL:HG22	1:D:763:THR:N	2.33	0.44
1:A:691:TYR:HB2	1:A:692:PRO:HD2	1.99	0.44
1:C:434:LEU:HD21	1:C:459:LEU:HD21	1.99	0.44
1:A:583:VAL:O	1:A:587:MET:HG2	2.18	0.44
1:C:300:ILE:HG22	1:C:304:LEU:HD12	2.00	0.44

Continued on next page...

Continued from previous page...

Atom-1	Atom-2	Interatomic distance (Å)	Clash overlap (Å)
1:D:302:ASN:O	1:D:305:THR:OG1	2.34	0.44
1:D:737:TRP:O	1:D:740:THR:OG1	2.30	0.44
1:A:713:MET:SD	1:A:714:LEU:N	2.91	0.44
1:B:486:THR:HA	1:B:582:LEU:HD11	2.00	0.44
1:A:726:SER:O	1:A:729:SER:N	2.41	0.43
1:B:300:ILE:HG22	1:B:304:LEU:HD12	2.00	0.43
1:D:580:PHE:O	1:D:581:ALA:C	2.61	0.43
1:D:583:VAL:O	1:D:587:MET:HG2	2.18	0.43
1:A:300:ILE:HG22	1:A:304:LEU:HD12	2.00	0.43
1:B:609:ILE:CG2	1:B:614:LEU:HD22	2.49	0.43
1:C:341:PHE:CD1	1:C:341:PHE:C	2.96	0.43
1:C:629:ALA:O	1:C:633:VAL:HG22	2.19	0.43
1:C:635:LEU:HD22	1:C:695:PHE:CD1	2.52	0.43
1:C:737:TRP:O	1:C:740:THR:OG1	2.31	0.43
1:A:328:LEU:HD12	1:A:342:VAL:HG23	2.01	0.43
1:A:421:LEU:HD21	1:A:778:PHE:HB2	2.00	0.43
1:B:691:TYR:HB2	1:B:692:PRO:HD2	1.99	0.43
1:B:583:VAL:O	1:B:587:MET:HG2	2.19	0.43
1:C:421:LEU:HD21	1:C:778:PHE:HB2	2.00	0.43
1:D:300:ILE:HG22	1:D:304:LEU:HD12	2.00	0.43
1:B:293:ALA:HA	1:B:345:MET:SD	2.59	0.43
1:B:629:ALA:O	1:B:633:VAL:HG22	2.19	0.43
1:A:624:PHE:CE2	1:A:705:LEU:HD11	2.54	0.43
1:D:624:PHE:CE2	1:D:705:LEU:HD11	2.54	0.43
1:A:441:SER:O	1:A:446:ARG:NH2	2.52	0.43
1:B:231:PHE:CD1	1:B:231:PHE:N	2.87	0.43
1:D:341:PHE:CD1	1:D:341:PHE:C	2.96	0.43
1:C:583:VAL:O	1:C:587:MET:HG2	2.19	0.43
1:D:486:THR:HA	1:D:582:LEU:HD11	2.00	0.43
1:D:604:ILE:HG22	1:D:732:ILE:HG21	2.01	0.43
1:B:580:PHE:O	1:B:581:ALA:C	2.62	0.43
1:C:486:THR:HA	1:C:582:LEU:HD11	2.00	0.43
1:D:421:LEU:HD21	1:D:778:PHE:HB2	2.00	0.43
1:B:441:SER:O	1:B:446:ARG:NH2	2.52	0.42
1:A:580:PHE:O	1:A:581:ALA:C	2.61	0.42
1:D:325:LEU:HD22	1:D:346:TYR:HD1	1.79	0.42
1:A:293:ALA:HA	1:A:345:MET:SD	2.59	0.42
1:A:629:ALA:O	1:A:633:VAL:HG22	2.19	0.42
1:C:193:THR:HG22	1:C:194:CYS:N	2.32	0.42
1:A:707:PHE:CD1	1:A:707:PHE:C	2.97	0.42
1:B:193:THR:HG22	1:B:194:CYS:N	2.32	0.42

Continued on next page...

Continued from previous page...

Atom-1	Atom-2	Interatomic distance (Å)	Clash overlap (Å)
1:B:580:PHE:O	1:B:583:VAL:CG1	2.65	0.42
1:C:618:LEU:HD12	1:C:618:LEU:C	2.44	0.42
1:A:737:TRP:CE2	1:A:741:ILE:HD11	2.55	0.42
1:B:328:LEU:HD12	1:B:342:VAL:HG23	2.01	0.42
1:C:231:PHE:CD1	1:C:231:PHE:N	2.87	0.42
1:C:604:ILE:HG22	1:C:732:ILE:HG21	2.01	0.42
1:D:737:TRP:CE2	1:D:741:ILE:HD11	2.55	0.42
1:A:486:THR:HA	1:A:582:LEU:HD11	2.00	0.42
1:A:762:VAL:HG22	1:A:763:THR:H	1.85	0.42
1:B:394:VAL:HG11	1:B:399:THR:O	2.19	0.42
1:D:328:LEU:HD12	1:D:342:VAL:HG23	2.00	0.42
1:D:629:ALA:O	1:D:633:VAL:HG13	2.20	0.42
1:D:762:VAL:HG22	1:D:763:THR:H	1.85	0.42
1:B:345:MET:HE3	1:B:345:MET:HB2	1.98	0.42
1:B:618:LEU:HD12	1:B:618:LEU:C	2.44	0.42
1:C:624:PHE:CE2	1:C:705:LEU:HD11	2.54	0.42
1:D:672:ASP:OD1	1:D:673:LEU:N	2.53	0.42
1:A:617:PHE:CE1	1:A:713:MET:HE3	2.54	0.42
1:A:629:ALA:O	1:A:633:VAL:HG13	2.20	0.42
1:B:421:LEU:HD21	1:B:778:PHE:HB2	2.00	0.42
1:D:629:ALA:O	1:D:633:VAL:HG22	2.19	0.42
1:A:601:THR:O	1:A:602:TYR:C	2.63	0.42
1:B:424:LEU:HD13	1:B:455:ILE:HD13	2.01	0.42
1:C:424:LEU:HD13	1:C:455:ILE:HD13	2.02	0.42
1:D:707:PHE:CD1	1:D:707:PHE:C	2.98	0.42
1:B:421:LEU:HD11	1:B:756:PHE:CD2	2.55	0.42
1:C:441:SER:O	1:C:446:ARG:NH2	2.52	0.42
1:C:590:LEU:C	1:C:590:LEU:HD23	2.44	0.42
1:C:727:LYS:O	1:C:730:LYS:HG3	2.20	0.42
1:D:499:PRO:C	1:D:501:PRO:HD3	2.45	0.42
1:A:604:ILE:HG22	1:A:732:ILE:HG21	2.02	0.41
1:A:618:LEU:HD12	1:A:618:LEU:C	2.45	0.41
1:B:680:MET:HE1	1:B:682:ASP:C	2.46	0.41
1:D:601:THR:O	1:D:602:TYR:C	2.63	0.41
1:D:680:MET:HE1	1:D:682:ASP:C	2.45	0.41
1:D:727:LYS:O	1:D:730:LYS:HG3	2.20	0.41
1:A:217:ALA:O	1:A:220:THR:OG1	2.37	0.41
1:A:499:PRO:C	1:A:501:PRO:HD3	2.45	0.41
1:A:635:LEU:C	1:A:635:LEU:HD23	2.46	0.41
1:B:672:ASP:OD1	1:B:673:LEU:N	2.53	0.41
1:C:421:LEU:HD11	1:C:756:PHE:CD2	2.55	0.41

Continued on next page...

Continued from previous page...

Atom-1	Atom-2	Interatomic distance (Å)	Clash overlap (Å)
1:C:762:VAL:HG22	1:C:763:THR:H	1.85	0.41
1:D:618:LEU:HD12	1:D:618:LEU:C	2.45	0.41
1:D:635:LEU:C	1:D:635:LEU:HD23	2.45	0.41
1:B:601:THR:O	1:B:602:TYR:C	2.63	0.41
1:C:601:THR:O	1:C:602:TYR:C	2.63	0.41
1:C:680:MET:HE1	1:C:682:ASP:C	2.46	0.41
1:C:741:ILE:O	1:C:745:GLU:HG2	2.21	0.41
1:D:551:LEU:HD12	1:D:552:LEU:N	2.36	0.41
1:A:672:ASP:OD1	1:A:673:LEU:N	2.53	0.41
1:B:602:TYR:HE1	1:C:713:MET:HE2	1.86	0.41
1:B:624:PHE:CE2	1:B:705:LEU:HD11	2.55	0.41
1:C:672:ASP:OD1	1:C:673:LEU:N	2.53	0.41
1:A:424:LEU:HD13	1:A:455:ILE:HD13	2.01	0.41
1:B:635:LEU:C	1:B:635:LEU:HD23	2.46	0.41
1:B:741:ILE:O	1:B:745:GLU:HG2	2.21	0.41
1:A:609:ILE:CG2	1:A:614:LEU:HD22	2.49	0.41
1:A:680:MET:HE1	1:A:682:ASP:C	2.46	0.41
1:A:727:LYS:O	1:A:730:LYS:HG3	2.20	0.41
1:C:602:TYR:HE1	1:D:713:MET:HE2	1.85	0.41
1:C:629:ALA:O	1:C:633:VAL:HG13	2.20	0.41
1:D:231:PHE:N	1:D:231:PHE:CD1	2.87	0.41
1:D:741:ILE:O	1:D:745:GLU:HG2	2.21	0.41
1:A:324:VAL:HG12	1:A:349:LEU:HD13	2.03	0.41
1:A:421:LEU:HD11	1:A:756:PHE:CD2	2.55	0.41
1:A:741:ILE:O	1:A:745:GLU:HG2	2.21	0.41
1:B:402:LEU:O	1:B:402:LEU:HD12	2.21	0.41
1:B:629:ALA:O	1:B:633:VAL:HG13	2.20	0.41
1:B:737:TRP:CE2	1:B:741:ILE:HD11	2.55	0.41
1:B:775:ARG:O	1:B:776:TRP:C	2.64	0.41
1:C:324:VAL:HG12	1:C:349:LEU:HD13	2.03	0.41
1:C:499:PRO:C	1:C:501:PRO:HD3	2.45	0.41
1:C:551:LEU:HD12	1:C:552:LEU:N	2.36	0.41
1:D:482:MET:HE1	1:D:556:TYR:HE1	1.85	0.41
1:D:609:ILE:CG2	1:D:614:LEU:HD22	2.48	0.41
1:B:324:VAL:HG12	1:B:349:LEU:HD13	2.03	0.41
1:B:499:PRO:C	1:B:501:PRO:HD3	2.45	0.41
1:A:715:ILE:CG1	1:D:718:MET:SD	3.09	0.40
1:C:737:TRP:CE2	1:C:741:ILE:HD11	2.55	0.40
1:D:421:LEU:HD11	1:D:756:PHE:CD2	2.55	0.40
1:B:727:LYS:O	1:B:730:LYS:HG3	2.20	0.40
1:D:402:LEU:HD12	1:D:402:LEU:O	2.21	0.40

Continued on next page...

Continued from previous page...

Atom-1	Atom-2	Interatomic distance (Å)	Clash overlap (Å)
1:A:551:LEU:HD12	1:A:552:LEU:N	2.36	0.40
1:B:489:ALA:O	1:C:634:THR:HG21	2.22	0.40
1:C:698:LEU:HD23	1:C:698:LEU:O	2.22	0.40
1:D:602:TYR:O	1:D:603:SER:C	2.65	0.40
1:A:231:PHE:N	1:A:231:PHE:CD1	2.87	0.40
1:A:402:LEU:O	1:A:402:LEU:HD12	2.21	0.40
1:A:437:LEU:HD13	1:A:449:MET:CE	2.50	0.40
1:B:762:VAL:HG22	1:B:763:THR:H	1.85	0.40
1:D:673:LEU:HD23	1:D:673:LEU:C	2.47	0.40
1:D:775:ARG:O	1:D:776:TRP:C	2.63	0.40
1:A:489:ALA:O	1:B:634:THR:HG21	2.21	0.40
1:B:420:ASP:OD2	1:B:775:ARG:CZ	2.70	0.40
1:B:437:LEU:HD13	1:B:449:MET:CE	2.50	0.40
1:B:602:TYR:O	1:B:603:SER:C	2.64	0.40
1:B:700:VAL:HA	1:B:703:ILE:HG22	2.04	0.40
1:D:420:ASP:OD2	1:D:775:ARG:CZ	2.70	0.40

There are no symmetry-related clashes.

5.3 Torsion angles ⓘ

5.3.1 Protein backbone ⓘ

In the following table, the Percentiles column shows the percent Ramachandran outliers of the chain as a percentile score with respect to all PDB entries followed by that with respect to all EM entries.

The Analysed column shows the number of residues for which the backbone conformation was analysed, and the total number of residues.

Mol	Chain	Analysed	Favoured	Allowed	Outliers	Percentiles	
1	A	625/665 (94%)	561 (90%)	59 (9%)	5 (1%)	16	51
1	B	625/665 (94%)	562 (90%)	57 (9%)	6 (1%)	13	46
1	C	625/665 (94%)	559 (89%)	60 (10%)	6 (1%)	13	46
1	D	625/665 (94%)	561 (90%)	58 (9%)	6 (1%)	13	46
All	All	2500/2660 (94%)	2243 (90%)	234 (9%)	23 (1%)	17	48

All (23) Ramachandran outliers are listed below:

Mol	Chain	Res	Type
1	A	453	GLU
1	A	689	ALA
1	B	453	GLU
1	B	689	ALA
1	C	453	GLU
1	C	689	ALA
1	D	453	GLU
1	D	689	ALA
1	A	665	THR
1	A	684	GLU
1	B	665	THR
1	B	684	GLU
1	C	665	THR
1	C	684	GLU
1	D	665	THR
1	D	684	GLU
1	A	659	ALA
1	B	659	ALA
1	C	659	ALA
1	D	659	ALA
1	B	691	TYR
1	C	691	TYR
1	D	691	TYR

5.3.2 Protein sidechains ⓘ

In the following table, the Percentiles column shows the percent sidechain outliers of the chain as a percentile score with respect to all PDB entries followed by that with respect to all EM entries.

The Analysed column shows the number of residues for which the sidechain conformation was analysed, and the total number of residues.

Mol	Chain	Analysed	Rotameric	Outliers	Percentiles	
1	A	557/589 (95%)	557 (100%)	0	100	100
1	B	557/589 (95%)	556 (100%)	1 (0%)	92	96
1	C	557/589 (95%)	556 (100%)	1 (0%)	92	96
1	D	557/589 (95%)	557 (100%)	0	100	100
All	All	2228/2356 (95%)	2226 (100%)	2 (0%)	92	97

All (2) residues with a non-rotameric sidechain are listed below:

Mol	Chain	Res	Type
1	B	341	PHE
1	C	718	MET

Sometimes sidechains can be flipped to improve hydrogen bonding and reduce clashes. All (16) such sidechains are listed below:

Mol	Chain	Res	Type
1	A	243	HIS
1	A	334	ASN
1	A	492	GLN
1	A	607	GLN
1	B	243	HIS
1	B	334	ASN
1	B	492	GLN
1	B	607	GLN
1	C	243	HIS
1	C	334	ASN
1	C	492	GLN
1	C	607	GLN
1	D	243	HIS
1	D	334	ASN
1	D	492	GLN
1	D	607	GLN

5.3.3 RNA [i](#)

There are no RNA molecules in this entry.

5.4 Non-standard residues in protein, DNA, RNA chains [i](#)

There are no non-standard protein/DNA/RNA residues in this entry.

5.5 Carbohydrates [i](#)

There are no oligosaccharides in this entry.

5.6 Ligand geometry [i](#)

There are no ligands in this entry.

5.7 Other polymers [i](#)

There are no such residues in this entry.

5.8 Polymer linkage issues [i](#)

There are no chain breaks in this entry.