



wwPDB EM Validation Summary Report ⓘ

Aug 7, 2025 – 06:58 am BST

PDB ID : 9HZZ / pdb_00009hzz
EMDB ID : EMD-52539
Title : 305 A SynPspA rod after incubation with EPL
Authors : Hudina, E.; Junglas, B.; Sachse, C.
Deposited on : 2025-01-14
Resolution : 4.60 Å(reported)

This is a wwPDB EM Validation Summary Report for a publicly released PDB/EMDB entry.

We welcome your comments at validation@mail.wwpdb.org

A user guide is available at

<https://www.wwpdb.org/validation/2017/EMValidationReportHelp>

with specific help available everywhere you see the ⓘ symbol.

The types of validation reports are described at

<http://www.wwpdb.org/validation/2017/FAQs#types>.

The following versions of software and data (see [references ⓘ](#)) were used in the production of this report:

MolProbity : 4-5-2 with Phenix2.0rc1
Percentile statistics : 20231227.v01 (using entries in the PDB archive December 27th 2023)
Ideal geometry (proteins) : Engh & Huber (2001)
Ideal geometry (DNA, RNA) : Parkinson et al. (1996)
Validation Pipeline (wwPDB-VP) : 2.45.1

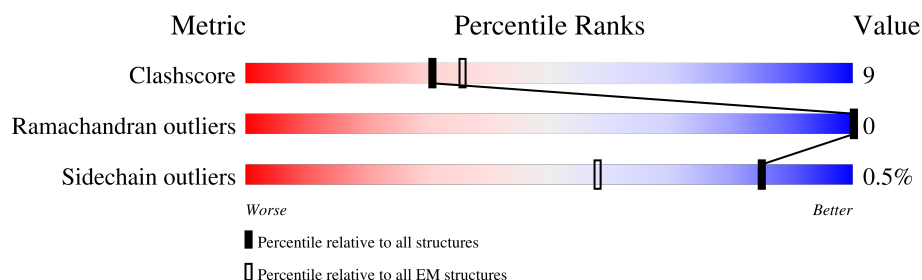
1 Overall quality at a glance

The following experimental techniques were used to determine the structure:

ELECTRON MICROSCOPY

The reported resolution of this entry is 4.60 Å.

Percentile scores (ranging between 0-100) for global validation metrics of the entry are shown in the following graphic. The table shows the number of entries on which the scores are based.




























Metric	Whole archive (#Entries)	EM structures (#Entries)
Clashscore	210492	15764
Ramachandran outliers	207382	16835
Sidechain outliers	206894	16415

The table below summarises the geometric issues observed across the polymeric chains and their fit to the map. The red, orange, yellow and green segments of the bar indicate the fraction of residues that contain outliers for ≥ 3 , 2, 1 and 0 types of geometric quality criteria respectively. A grey segment represents the fraction of residues that are not modelled. The numeric value for each fraction is indicated below the corresponding segment, with a dot representing fractions $\leq 5\%$.

Mol	Chain	Length	Quality of chain
1	0	246	70% 19% 12%
1	1	246	70% 18% 12%
1	2	246	71% 17% 12%
1	3	246	70% 18% 12%
1	4	246	72% 17% 12%
1	5	246	71% 17% 12%
1	6	246	71% 17% 12%
1	7	246	71% 17% 12%
1	A	246	72% 17% 12%


























Continued on next page...

Continued from previous page...

Mol	Chain	Length	Quality of chain
1	B	246	
1	C	246	
1	D	246	
1	E	246	
1	F	246	
1	G	246	
1	H	246	
1	I	246	
1	J	246	
1	K	246	
1	L	246	
1	M	246	
1	N	246	
1	O	246	
1	P	246	
1	Q	246	
1	R	246	
1	S	246	
1	T	246	
1	U	246	
1	V	246	
1	W	246	
1	X	246	
1	Y	246	
1	Z	246	

Continued on next page...

Continued from previous page...

Mol	Chain	Length	Quality of chain
1	a	246	
1	b	246	
1	c	246	
1	d	246	
1	e	246	
1	f	246	
1	g	246	
1	h	246	
1	i	246	
1	j	246	
1	k	246	
1	l	246	
1	m	246	
1	n	246	
1	o	246	
1	p	246	
1	q	246	
1	r	246	
1	s	246	
1	t	246	
1	u	246	
1	v	246	
1	w	246	
1	x	246	
1	y	246	

Continued on next page...

Continued from previous page...

Mol	Chain	Length	Quality of chain
1	z	246	<div><div></div><div></div><div></div></div> <div>70%18%12%</div>

2 Entry composition

There is only 1 type of molecule in this entry. The entry contains 212820 atoms, of which 107280 are hydrogens and 0 are deuteriums.

In the tables below, the AltConf column contains the number of residues with at least one atom in alternate conformation and the Trace column contains the number of residues modelled with at most 2 atoms.

- Molecule 1 is a protein called Chloroplast membrane-associated 30 kD protein.

Mol	Chain	Residues	Atoms						AltConf	Trace
1	0	217	Total	C	H	N	O	S	0	0
			3547	1093	1788	325	338	3		
1	1	217	Total	C	H	N	O	S	0	0
			3547	1093	1788	325	338	3		
1	2	217	Total	C	H	N	O	S	0	0
			3547	1093	1788	325	338	3		
1	3	217	Total	C	H	N	O	S	0	0
			3547	1093	1788	325	338	3		
1	4	217	Total	C	H	N	O	S	0	0
			3547	1093	1788	325	338	3		
1	5	217	Total	C	H	N	O	S	0	0
			3547	1093	1788	325	338	3		
1	6	217	Total	C	H	N	O	S	0	0
			3547	1093	1788	325	338	3		
1	7	217	Total	C	H	N	O	S	0	0
			3547	1093	1788	325	338	3		
1	A	217	Total	C	H	N	O	S	0	0
			3547	1093	1788	325	338	3		
1	B	217	Total	C	H	N	O	S	0	0
			3547	1093	1788	325	338	3		
1	C	217	Total	C	H	N	O	S	0	0
			3547	1093	1788	325	338	3		
1	D	217	Total	C	H	N	O	S	0	0
			3547	1093	1788	325	338	3		
1	E	217	Total	C	H	N	O	S	0	0
			3547	1093	1788	325	338	3		
1	F	217	Total	C	H	N	O	S	0	0
			3547	1093	1788	325	338	3		
1	G	217	Total	C	H	N	O	S	0	0
			3547	1093	1788	325	338	3		
1	H	217	Total	C	H	N	O	S	0	0
			3547	1093	1788	325	338	3		
1	I	217	Total	C	H	N	O	S	0	0
			3547	1093	1788	325	338	3		

Continued on next page...

Continued from previous page...

Mol	Chain	Residues	Atoms						AltConf	Trace
1	J	217	Total 3547	C 1093	H 1788	N 325	O 338	S 3	0	0
1	K	217	Total 3547	C 1093	H 1788	N 325	O 338	S 3	0	0
1	L	217	Total 3547	C 1093	H 1788	N 325	O 338	S 3	0	0
1	M	217	Total 3547	C 1093	H 1788	N 325	O 338	S 3	0	0
1	N	217	Total 3547	C 1093	H 1788	N 325	O 338	S 3	0	0
1	O	217	Total 3547	C 1093	H 1788	N 325	O 338	S 3	0	0
1	P	217	Total 3547	C 1093	H 1788	N 325	O 338	S 3	0	0
1	Q	217	Total 3547	C 1093	H 1788	N 325	O 338	S 3	0	0
1	R	217	Total 3547	C 1093	H 1788	N 325	O 338	S 3	0	0
1	S	217	Total 3547	C 1093	H 1788	N 325	O 338	S 3	0	0
1	T	217	Total 3547	C 1093	H 1788	N 325	O 338	S 3	0	0
1	U	217	Total 3547	C 1093	H 1788	N 325	O 338	S 3	0	0
1	V	217	Total 3547	C 1093	H 1788	N 325	O 338	S 3	0	0
1	W	217	Total 3547	C 1093	H 1788	N 325	O 338	S 3	0	0
1	X	217	Total 3547	C 1093	H 1788	N 325	O 338	S 3	0	0
1	Y	217	Total 3547	C 1093	H 1788	N 325	O 338	S 3	0	0
1	Z	217	Total 3547	C 1093	H 1788	N 325	O 338	S 3	0	0
1	a	217	Total 3547	C 1093	H 1788	N 325	O 338	S 3	0	0
1	b	217	Total 3547	C 1093	H 1788	N 325	O 338	S 3	0	0
1	c	217	Total 3547	C 1093	H 1788	N 325	O 338	S 3	0	0
1	d	217	Total 3547	C 1093	H 1788	N 325	O 338	S 3	0	0

Continued on next page...

Continued from previous page...

Mol	Chain	Residues	Atoms						AltConf	Trace
1	e	217	Total 3547	C 1093	H 1788	N 325	O 338	S 3	0	0
1	f	217	Total 3547	C 1093	H 1788	N 325	O 338	S 3	0	0
1	g	217	Total 3547	C 1093	H 1788	N 325	O 338	S 3	0	0
1	h	217	Total 3547	C 1093	H 1788	N 325	O 338	S 3	0	0
1	i	217	Total 3547	C 1093	H 1788	N 325	O 338	S 3	0	0
1	j	217	Total 3547	C 1093	H 1788	N 325	O 338	S 3	0	0
1	k	217	Total 3547	C 1093	H 1788	N 325	O 338	S 3	0	0
1	l	217	Total 3547	C 1093	H 1788	N 325	O 338	S 3	0	0
1	m	217	Total 3547	C 1093	H 1788	N 325	O 338	S 3	0	0
1	n	217	Total 3547	C 1093	H 1788	N 325	O 338	S 3	0	0
1	o	217	Total 3547	C 1093	H 1788	N 325	O 338	S 3	0	0
1	p	217	Total 3547	C 1093	H 1788	N 325	O 338	S 3	0	0
1	q	217	Total 3547	C 1093	H 1788	N 325	O 338	S 3	0	0
1	r	217	Total 3547	C 1093	H 1788	N 325	O 338	S 3	0	0
1	s	217	Total 3547	C 1093	H 1788	N 325	O 338	S 3	0	0
1	t	217	Total 3547	C 1093	H 1788	N 325	O 338	S 3	0	0
1	u	217	Total 3547	C 1093	H 1788	N 325	O 338	S 3	0	0
1	v	217	Total 3547	C 1093	H 1788	N 325	O 338	S 3	0	0
1	w	217	Total 3547	C 1093	H 1788	N 325	O 338	S 3	0	0
1	x	217	Total 3547	C 1093	H 1788	N 325	O 338	S 3	0	0
1	y	217	Total 3547	C 1093	H 1788	N 325	O 338	S 3	0	0

Continued on next page...

Continued from previous page...

Mol	Chain	Residues	Atoms						AltConf	Trace
1	z	217	Total	C	H	N	O	S	0	0
			3547	1093	1788	325	338	3		

There are 1380 discrepancies between the modelled and reference sequences:

Chain	Residue	Modelled	Actual	Comment	Reference
0	-22	MET	-	initiating methionine	UNP P74717
0	-21	GLY	-	expression tag	UNP P74717
0	-20	SER	-	expression tag	UNP P74717
0	-19	SER	-	expression tag	UNP P74717
0	-18	HIS	-	expression tag	UNP P74717
0	-17	HIS	-	expression tag	UNP P74717
0	-16	HIS	-	expression tag	UNP P74717
0	-15	HIS	-	expression tag	UNP P74717
0	-14	HIS	-	expression tag	UNP P74717
0	-13	HIS	-	expression tag	UNP P74717
0	-12	SER	-	expression tag	UNP P74717
0	-11	SER	-	expression tag	UNP P74717
0	-10	SER	-	expression tag	UNP P74717
0	-9	ALA	-	expression tag	UNP P74717
0	-8	ALA	-	expression tag	UNP P74717
0	-7	LEU	-	expression tag	UNP P74717
0	-6	GLU	-	expression tag	UNP P74717
0	-5	VAL	-	expression tag	UNP P74717
0	-4	LEU	-	expression tag	UNP P74717
0	-3	PHE	-	expression tag	UNP P74717
0	-2	GLN	-	expression tag	UNP P74717
0	-1	GLY	-	expression tag	UNP P74717
0	0	PRO	-	expression tag	UNP P74717
1	-22	MET	-	initiating methionine	UNP P74717
1	-21	GLY	-	expression tag	UNP P74717
1	-20	SER	-	expression tag	UNP P74717
1	-19	SER	-	expression tag	UNP P74717
1	-18	HIS	-	expression tag	UNP P74717
1	-17	HIS	-	expression tag	UNP P74717
1	-16	HIS	-	expression tag	UNP P74717
1	-15	HIS	-	expression tag	UNP P74717
1	-14	HIS	-	expression tag	UNP P74717
1	-13	HIS	-	expression tag	UNP P74717
1	-12	SER	-	expression tag	UNP P74717
1	-11	SER	-	expression tag	UNP P74717
1	-10	SER	-	expression tag	UNP P74717

Continued on next page...

Continued from previous page...

Chain	Residue	Modelled	Actual	Comment	Reference
1	-9	ALA	-	expression tag	UNP P74717
1	-8	ALA	-	expression tag	UNP P74717
1	-7	LEU	-	expression tag	UNP P74717
1	-6	GLU	-	expression tag	UNP P74717
1	-5	VAL	-	expression tag	UNP P74717
1	-4	LEU	-	expression tag	UNP P74717
1	-3	PHE	-	expression tag	UNP P74717
1	-2	GLN	-	expression tag	UNP P74717
1	-1	GLY	-	expression tag	UNP P74717
1	0	PRO	-	expression tag	UNP P74717
2	-22	MET	-	initiating methionine	UNP P74717
2	-21	GLY	-	expression tag	UNP P74717
2	-20	SER	-	expression tag	UNP P74717
2	-19	SER	-	expression tag	UNP P74717
2	-18	HIS	-	expression tag	UNP P74717
2	-17	HIS	-	expression tag	UNP P74717
2	-16	HIS	-	expression tag	UNP P74717
2	-15	HIS	-	expression tag	UNP P74717
2	-14	HIS	-	expression tag	UNP P74717
2	-13	HIS	-	expression tag	UNP P74717
2	-12	SER	-	expression tag	UNP P74717
2	-11	SER	-	expression tag	UNP P74717
2	-10	SER	-	expression tag	UNP P74717
2	-9	ALA	-	expression tag	UNP P74717
2	-8	ALA	-	expression tag	UNP P74717
2	-7	LEU	-	expression tag	UNP P74717
2	-6	GLU	-	expression tag	UNP P74717
2	-5	VAL	-	expression tag	UNP P74717
2	-4	LEU	-	expression tag	UNP P74717
2	-3	PHE	-	expression tag	UNP P74717
2	-2	GLN	-	expression tag	UNP P74717
2	-1	GLY	-	expression tag	UNP P74717
2	0	PRO	-	expression tag	UNP P74717
3	-22	MET	-	initiating methionine	UNP P74717
3	-21	GLY	-	expression tag	UNP P74717
3	-20	SER	-	expression tag	UNP P74717
3	-19	SER	-	expression tag	UNP P74717
3	-18	HIS	-	expression tag	UNP P74717
3	-17	HIS	-	expression tag	UNP P74717
3	-16	HIS	-	expression tag	UNP P74717
3	-15	HIS	-	expression tag	UNP P74717
3	-14	HIS	-	expression tag	UNP P74717

Continued on next page...

Continued from previous page...

Chain	Residue	Modelled	Actual	Comment	Reference
3	-13	HIS	-	expression tag	UNP P74717
3	-12	SER	-	expression tag	UNP P74717
3	-11	SER	-	expression tag	UNP P74717
3	-10	SER	-	expression tag	UNP P74717
3	-9	ALA	-	expression tag	UNP P74717
3	-8	ALA	-	expression tag	UNP P74717
3	-7	LEU	-	expression tag	UNP P74717
3	-6	GLU	-	expression tag	UNP P74717
3	-5	VAL	-	expression tag	UNP P74717
3	-4	LEU	-	expression tag	UNP P74717
3	-3	PHE	-	expression tag	UNP P74717
3	-2	GLN	-	expression tag	UNP P74717
3	-1	GLY	-	expression tag	UNP P74717
3	0	PRO	-	expression tag	UNP P74717
4	-22	MET	-	initiating methionine	UNP P74717
4	-21	GLY	-	expression tag	UNP P74717
4	-20	SER	-	expression tag	UNP P74717
4	-19	SER	-	expression tag	UNP P74717
4	-18	HIS	-	expression tag	UNP P74717
4	-17	HIS	-	expression tag	UNP P74717
4	-16	HIS	-	expression tag	UNP P74717
4	-15	HIS	-	expression tag	UNP P74717
4	-14	HIS	-	expression tag	UNP P74717
4	-13	HIS	-	expression tag	UNP P74717
4	-12	SER	-	expression tag	UNP P74717
4	-11	SER	-	expression tag	UNP P74717
4	-10	SER	-	expression tag	UNP P74717
4	-9	ALA	-	expression tag	UNP P74717
4	-8	ALA	-	expression tag	UNP P74717
4	-7	LEU	-	expression tag	UNP P74717
4	-6	GLU	-	expression tag	UNP P74717
4	-5	VAL	-	expression tag	UNP P74717
4	-4	LEU	-	expression tag	UNP P74717
4	-3	PHE	-	expression tag	UNP P74717
4	-2	GLN	-	expression tag	UNP P74717
4	-1	GLY	-	expression tag	UNP P74717
4	0	PRO	-	expression tag	UNP P74717
5	-22	MET	-	initiating methionine	UNP P74717
5	-21	GLY	-	expression tag	UNP P74717
5	-20	SER	-	expression tag	UNP P74717
5	-19	SER	-	expression tag	UNP P74717
5	-18	HIS	-	expression tag	UNP P74717

Continued on next page...

Continued from previous page...

Chain	Residue	Modelled	Actual	Comment	Reference
5	-17	HIS	-	expression tag	UNP P74717
5	-16	HIS	-	expression tag	UNP P74717
5	-15	HIS	-	expression tag	UNP P74717
5	-14	HIS	-	expression tag	UNP P74717
5	-13	HIS	-	expression tag	UNP P74717
5	-12	SER	-	expression tag	UNP P74717
5	-11	SER	-	expression tag	UNP P74717
5	-10	SER	-	expression tag	UNP P74717
5	-9	ALA	-	expression tag	UNP P74717
5	-8	ALA	-	expression tag	UNP P74717
5	-7	LEU	-	expression tag	UNP P74717
5	-6	GLU	-	expression tag	UNP P74717
5	-5	VAL	-	expression tag	UNP P74717
5	-4	LEU	-	expression tag	UNP P74717
5	-3	PHE	-	expression tag	UNP P74717
5	-2	GLN	-	expression tag	UNP P74717
5	-1	GLY	-	expression tag	UNP P74717
5	0	PRO	-	expression tag	UNP P74717
6	-22	MET	-	initiating methionine	UNP P74717
6	-21	GLY	-	expression tag	UNP P74717
6	-20	SER	-	expression tag	UNP P74717
6	-19	SER	-	expression tag	UNP P74717
6	-18	HIS	-	expression tag	UNP P74717
6	-17	HIS	-	expression tag	UNP P74717
6	-16	HIS	-	expression tag	UNP P74717
6	-15	HIS	-	expression tag	UNP P74717
6	-14	HIS	-	expression tag	UNP P74717
6	-13	HIS	-	expression tag	UNP P74717
6	-12	SER	-	expression tag	UNP P74717
6	-11	SER	-	expression tag	UNP P74717
6	-10	SER	-	expression tag	UNP P74717
6	-9	ALA	-	expression tag	UNP P74717
6	-8	ALA	-	expression tag	UNP P74717
6	-7	LEU	-	expression tag	UNP P74717
6	-6	GLU	-	expression tag	UNP P74717
6	-5	VAL	-	expression tag	UNP P74717
6	-4	LEU	-	expression tag	UNP P74717
6	-3	PHE	-	expression tag	UNP P74717
6	-2	GLN	-	expression tag	UNP P74717
6	-1	GLY	-	expression tag	UNP P74717
6	0	PRO	-	expression tag	UNP P74717
7	-22	MET	-	initiating methionine	UNP P74717

Continued on next page...

Continued from previous page...

Chain	Residue	Modelled	Actual	Comment	Reference
7	-21	GLY	-	expression tag	UNP P74717
7	-20	SER	-	expression tag	UNP P74717
7	-19	SER	-	expression tag	UNP P74717
7	-18	HIS	-	expression tag	UNP P74717
7	-17	HIS	-	expression tag	UNP P74717
7	-16	HIS	-	expression tag	UNP P74717
7	-15	HIS	-	expression tag	UNP P74717
7	-14	HIS	-	expression tag	UNP P74717
7	-13	HIS	-	expression tag	UNP P74717
7	-12	SER	-	expression tag	UNP P74717
7	-11	SER	-	expression tag	UNP P74717
7	-10	SER	-	expression tag	UNP P74717
7	-9	ALA	-	expression tag	UNP P74717
7	-8	ALA	-	expression tag	UNP P74717
7	-7	LEU	-	expression tag	UNP P74717
7	-6	GLU	-	expression tag	UNP P74717
7	-5	VAL	-	expression tag	UNP P74717
7	-4	LEU	-	expression tag	UNP P74717
7	-3	PHE	-	expression tag	UNP P74717
7	-2	GLN	-	expression tag	UNP P74717
7	-1	GLY	-	expression tag	UNP P74717
7	0	PRO	-	expression tag	UNP P74717
A	-22	MET	-	initiating methionine	UNP P74717
A	-21	GLY	-	expression tag	UNP P74717
A	-20	SER	-	expression tag	UNP P74717
A	-19	SER	-	expression tag	UNP P74717
A	-18	HIS	-	expression tag	UNP P74717
A	-17	HIS	-	expression tag	UNP P74717
A	-16	HIS	-	expression tag	UNP P74717
A	-15	HIS	-	expression tag	UNP P74717
A	-14	HIS	-	expression tag	UNP P74717
A	-13	HIS	-	expression tag	UNP P74717
A	-12	SER	-	expression tag	UNP P74717
A	-11	SER	-	expression tag	UNP P74717
A	-10	SER	-	expression tag	UNP P74717
A	-9	ALA	-	expression tag	UNP P74717
A	-8	ALA	-	expression tag	UNP P74717
A	-7	LEU	-	expression tag	UNP P74717
A	-6	GLU	-	expression tag	UNP P74717
A	-5	VAL	-	expression tag	UNP P74717
A	-4	LEU	-	expression tag	UNP P74717
A	-3	PHE	-	expression tag	UNP P74717

Continued on next page...

Continued from previous page...

Chain	Residue	Modelled	Actual	Comment	Reference
A	-2	GLN	-	expression tag	UNP P74717
A	-1	GLY	-	expression tag	UNP P74717
A	0	PRO	-	expression tag	UNP P74717
B	-22	MET	-	initiating methionine	UNP P74717
B	-21	GLY	-	expression tag	UNP P74717
B	-20	SER	-	expression tag	UNP P74717
B	-19	SER	-	expression tag	UNP P74717
B	-18	HIS	-	expression tag	UNP P74717
B	-17	HIS	-	expression tag	UNP P74717
B	-16	HIS	-	expression tag	UNP P74717
B	-15	HIS	-	expression tag	UNP P74717
B	-14	HIS	-	expression tag	UNP P74717
B	-13	HIS	-	expression tag	UNP P74717
B	-12	SER	-	expression tag	UNP P74717
B	-11	SER	-	expression tag	UNP P74717
B	-10	SER	-	expression tag	UNP P74717
B	-9	ALA	-	expression tag	UNP P74717
B	-8	ALA	-	expression tag	UNP P74717
B	-7	LEU	-	expression tag	UNP P74717
B	-6	GLU	-	expression tag	UNP P74717
B	-5	VAL	-	expression tag	UNP P74717
B	-4	LEU	-	expression tag	UNP P74717
B	-3	PHE	-	expression tag	UNP P74717
B	-2	GLN	-	expression tag	UNP P74717
B	-1	GLY	-	expression tag	UNP P74717
B	0	PRO	-	expression tag	UNP P74717
C	-22	MET	-	initiating methionine	UNP P74717
C	-21	GLY	-	expression tag	UNP P74717
C	-20	SER	-	expression tag	UNP P74717
C	-19	SER	-	expression tag	UNP P74717
C	-18	HIS	-	expression tag	UNP P74717
C	-17	HIS	-	expression tag	UNP P74717
C	-16	HIS	-	expression tag	UNP P74717
C	-15	HIS	-	expression tag	UNP P74717
C	-14	HIS	-	expression tag	UNP P74717
C	-13	HIS	-	expression tag	UNP P74717
C	-12	SER	-	expression tag	UNP P74717
C	-11	SER	-	expression tag	UNP P74717
C	-10	SER	-	expression tag	UNP P74717
C	-9	ALA	-	expression tag	UNP P74717
C	-8	ALA	-	expression tag	UNP P74717
C	-7	LEU	-	expression tag	UNP P74717

Continued on next page...

Continued from previous page...

Chain	Residue	Modelled	Actual	Comment	Reference
C	-6	GLU	-	expression tag	UNP P74717
C	-5	VAL	-	expression tag	UNP P74717
C	-4	LEU	-	expression tag	UNP P74717
C	-3	PHE	-	expression tag	UNP P74717
C	-2	GLN	-	expression tag	UNP P74717
C	-1	GLY	-	expression tag	UNP P74717
C	0	PRO	-	expression tag	UNP P74717
D	-22	MET	-	initiating methionine	UNP P74717
D	-21	GLY	-	expression tag	UNP P74717
D	-20	SER	-	expression tag	UNP P74717
D	-19	SER	-	expression tag	UNP P74717
D	-18	HIS	-	expression tag	UNP P74717
D	-17	HIS	-	expression tag	UNP P74717
D	-16	HIS	-	expression tag	UNP P74717
D	-15	HIS	-	expression tag	UNP P74717
D	-14	HIS	-	expression tag	UNP P74717
D	-13	HIS	-	expression tag	UNP P74717
D	-12	SER	-	expression tag	UNP P74717
D	-11	SER	-	expression tag	UNP P74717
D	-10	SER	-	expression tag	UNP P74717
D	-9	ALA	-	expression tag	UNP P74717
D	-8	ALA	-	expression tag	UNP P74717
D	-7	LEU	-	expression tag	UNP P74717
D	-6	GLU	-	expression tag	UNP P74717
D	-5	VAL	-	expression tag	UNP P74717
D	-4	LEU	-	expression tag	UNP P74717
D	-3	PHE	-	expression tag	UNP P74717
D	-2	GLN	-	expression tag	UNP P74717
D	-1	GLY	-	expression tag	UNP P74717
D	0	PRO	-	expression tag	UNP P74717
E	-22	MET	-	initiating methionine	UNP P74717
E	-21	GLY	-	expression tag	UNP P74717
E	-20	SER	-	expression tag	UNP P74717
E	-19	SER	-	expression tag	UNP P74717
E	-18	HIS	-	expression tag	UNP P74717
E	-17	HIS	-	expression tag	UNP P74717
E	-16	HIS	-	expression tag	UNP P74717
E	-15	HIS	-	expression tag	UNP P74717
E	-14	HIS	-	expression tag	UNP P74717
E	-13	HIS	-	expression tag	UNP P74717
E	-12	SER	-	expression tag	UNP P74717
E	-11	SER	-	expression tag	UNP P74717

Continued on next page...

Continued from previous page...

Chain	Residue	Modelled	Actual	Comment	Reference
E	-10	SER	-	expression tag	UNP P74717
E	-9	ALA	-	expression tag	UNP P74717
E	-8	ALA	-	expression tag	UNP P74717
E	-7	LEU	-	expression tag	UNP P74717
E	-6	GLU	-	expression tag	UNP P74717
E	-5	VAL	-	expression tag	UNP P74717
E	-4	LEU	-	expression tag	UNP P74717
E	-3	PHE	-	expression tag	UNP P74717
E	-2	GLN	-	expression tag	UNP P74717
E	-1	GLY	-	expression tag	UNP P74717
E	0	PRO	-	expression tag	UNP P74717
F	-22	MET	-	initiating methionine	UNP P74717
F	-21	GLY	-	expression tag	UNP P74717
F	-20	SER	-	expression tag	UNP P74717
F	-19	SER	-	expression tag	UNP P74717
F	-18	HIS	-	expression tag	UNP P74717
F	-17	HIS	-	expression tag	UNP P74717
F	-16	HIS	-	expression tag	UNP P74717
F	-15	HIS	-	expression tag	UNP P74717
F	-14	HIS	-	expression tag	UNP P74717
F	-13	HIS	-	expression tag	UNP P74717
F	-12	SER	-	expression tag	UNP P74717
F	-11	SER	-	expression tag	UNP P74717
F	-10	SER	-	expression tag	UNP P74717
F	-9	ALA	-	expression tag	UNP P74717
F	-8	ALA	-	expression tag	UNP P74717
F	-7	LEU	-	expression tag	UNP P74717
F	-6	GLU	-	expression tag	UNP P74717
F	-5	VAL	-	expression tag	UNP P74717
F	-4	LEU	-	expression tag	UNP P74717
F	-3	PHE	-	expression tag	UNP P74717
F	-2	GLN	-	expression tag	UNP P74717
F	-1	GLY	-	expression tag	UNP P74717
F	0	PRO	-	expression tag	UNP P74717
G	-22	MET	-	initiating methionine	UNP P74717
G	-21	GLY	-	expression tag	UNP P74717
G	-20	SER	-	expression tag	UNP P74717
G	-19	SER	-	expression tag	UNP P74717
G	-18	HIS	-	expression tag	UNP P74717
G	-17	HIS	-	expression tag	UNP P74717
G	-16	HIS	-	expression tag	UNP P74717
G	-15	HIS	-	expression tag	UNP P74717

Continued on next page...

Continued from previous page...

Chain	Residue	Modelled	Actual	Comment	Reference
G	-14	HIS	-	expression tag	UNP P74717
G	-13	HIS	-	expression tag	UNP P74717
G	-12	SER	-	expression tag	UNP P74717
G	-11	SER	-	expression tag	UNP P74717
G	-10	SER	-	expression tag	UNP P74717
G	-9	ALA	-	expression tag	UNP P74717
G	-8	ALA	-	expression tag	UNP P74717
G	-7	LEU	-	expression tag	UNP P74717
G	-6	GLU	-	expression tag	UNP P74717
G	-5	VAL	-	expression tag	UNP P74717
G	-4	LEU	-	expression tag	UNP P74717
G	-3	PHE	-	expression tag	UNP P74717
G	-2	GLN	-	expression tag	UNP P74717
G	-1	GLY	-	expression tag	UNP P74717
G	0	PRO	-	expression tag	UNP P74717
H	-22	MET	-	initiating methionine	UNP P74717
H	-21	GLY	-	expression tag	UNP P74717
H	-20	SER	-	expression tag	UNP P74717
H	-19	SER	-	expression tag	UNP P74717
H	-18	HIS	-	expression tag	UNP P74717
H	-17	HIS	-	expression tag	UNP P74717
H	-16	HIS	-	expression tag	UNP P74717
H	-15	HIS	-	expression tag	UNP P74717
H	-14	HIS	-	expression tag	UNP P74717
H	-13	HIS	-	expression tag	UNP P74717
H	-12	SER	-	expression tag	UNP P74717
H	-11	SER	-	expression tag	UNP P74717
H	-10	SER	-	expression tag	UNP P74717
H	-9	ALA	-	expression tag	UNP P74717
H	-8	ALA	-	expression tag	UNP P74717
H	-7	LEU	-	expression tag	UNP P74717
H	-6	GLU	-	expression tag	UNP P74717
H	-5	VAL	-	expression tag	UNP P74717
H	-4	LEU	-	expression tag	UNP P74717
H	-3	PHE	-	expression tag	UNP P74717
H	-2	GLN	-	expression tag	UNP P74717
H	-1	GLY	-	expression tag	UNP P74717
H	0	PRO	-	expression tag	UNP P74717
I	-22	MET	-	initiating methionine	UNP P74717
I	-21	GLY	-	expression tag	UNP P74717
I	-20	SER	-	expression tag	UNP P74717
I	-19	SER	-	expression tag	UNP P74717

Continued on next page...

Continued from previous page...

Chain	Residue	Modelled	Actual	Comment	Reference
I	-18	HIS	-	expression tag	UNP P74717
I	-17	HIS	-	expression tag	UNP P74717
I	-16	HIS	-	expression tag	UNP P74717
I	-15	HIS	-	expression tag	UNP P74717
I	-14	HIS	-	expression tag	UNP P74717
I	-13	HIS	-	expression tag	UNP P74717
I	-12	SER	-	expression tag	UNP P74717
I	-11	SER	-	expression tag	UNP P74717
I	-10	SER	-	expression tag	UNP P74717
I	-9	ALA	-	expression tag	UNP P74717
I	-8	ALA	-	expression tag	UNP P74717
I	-7	LEU	-	expression tag	UNP P74717
I	-6	GLU	-	expression tag	UNP P74717
I	-5	VAL	-	expression tag	UNP P74717
I	-4	LEU	-	expression tag	UNP P74717
I	-3	PHE	-	expression tag	UNP P74717
I	-2	GLN	-	expression tag	UNP P74717
I	-1	GLY	-	expression tag	UNP P74717
I	0	PRO	-	expression tag	UNP P74717
J	-22	MET	-	initiating methionine	UNP P74717
J	-21	GLY	-	expression tag	UNP P74717
J	-20	SER	-	expression tag	UNP P74717
J	-19	SER	-	expression tag	UNP P74717
J	-18	HIS	-	expression tag	UNP P74717
J	-17	HIS	-	expression tag	UNP P74717
J	-16	HIS	-	expression tag	UNP P74717
J	-15	HIS	-	expression tag	UNP P74717
J	-14	HIS	-	expression tag	UNP P74717
J	-13	HIS	-	expression tag	UNP P74717
J	-12	SER	-	expression tag	UNP P74717
J	-11	SER	-	expression tag	UNP P74717
J	-10	SER	-	expression tag	UNP P74717
J	-9	ALA	-	expression tag	UNP P74717
J	-8	ALA	-	expression tag	UNP P74717
J	-7	LEU	-	expression tag	UNP P74717
J	-6	GLU	-	expression tag	UNP P74717
J	-5	VAL	-	expression tag	UNP P74717
J	-4	LEU	-	expression tag	UNP P74717
J	-3	PHE	-	expression tag	UNP P74717
J	-2	GLN	-	expression tag	UNP P74717
J	-1	GLY	-	expression tag	UNP P74717
J	0	PRO	-	expression tag	UNP P74717

Continued on next page...

Continued from previous page...

Chain	Residue	Modelled	Actual	Comment	Reference
K	-22	MET	-	initiating methionine	UNP P74717
K	-21	GLY	-	expression tag	UNP P74717
K	-20	SER	-	expression tag	UNP P74717
K	-19	SER	-	expression tag	UNP P74717
K	-18	HIS	-	expression tag	UNP P74717
K	-17	HIS	-	expression tag	UNP P74717
K	-16	HIS	-	expression tag	UNP P74717
K	-15	HIS	-	expression tag	UNP P74717
K	-14	HIS	-	expression tag	UNP P74717
K	-13	HIS	-	expression tag	UNP P74717
K	-12	SER	-	expression tag	UNP P74717
K	-11	SER	-	expression tag	UNP P74717
K	-10	SER	-	expression tag	UNP P74717
K	-9	ALA	-	expression tag	UNP P74717
K	-8	ALA	-	expression tag	UNP P74717
K	-7	LEU	-	expression tag	UNP P74717
K	-6	GLU	-	expression tag	UNP P74717
K	-5	VAL	-	expression tag	UNP P74717
K	-4	LEU	-	expression tag	UNP P74717
K	-3	PHE	-	expression tag	UNP P74717
K	-2	GLN	-	expression tag	UNP P74717
K	-1	GLY	-	expression tag	UNP P74717
K	0	PRO	-	expression tag	UNP P74717
L	-22	MET	-	initiating methionine	UNP P74717
L	-21	GLY	-	expression tag	UNP P74717
L	-20	SER	-	expression tag	UNP P74717
L	-19	SER	-	expression tag	UNP P74717
L	-18	HIS	-	expression tag	UNP P74717
L	-17	HIS	-	expression tag	UNP P74717
L	-16	HIS	-	expression tag	UNP P74717
L	-15	HIS	-	expression tag	UNP P74717
L	-14	HIS	-	expression tag	UNP P74717
L	-13	HIS	-	expression tag	UNP P74717
L	-12	SER	-	expression tag	UNP P74717
L	-11	SER	-	expression tag	UNP P74717
L	-10	SER	-	expression tag	UNP P74717
L	-9	ALA	-	expression tag	UNP P74717
L	-8	ALA	-	expression tag	UNP P74717
L	-7	LEU	-	expression tag	UNP P74717
L	-6	GLU	-	expression tag	UNP P74717
L	-5	VAL	-	expression tag	UNP P74717
L	-4	LEU	-	expression tag	UNP P74717

Continued on next page...

Continued from previous page...

Chain	Residue	Modelled	Actual	Comment	Reference
L	-3	PHE	-	expression tag	UNP P74717
L	-2	GLN	-	expression tag	UNP P74717
L	-1	GLY	-	expression tag	UNP P74717
L	0	PRO	-	expression tag	UNP P74717
M	-22	MET	-	initiating methionine	UNP P74717
M	-21	GLY	-	expression tag	UNP P74717
M	-20	SER	-	expression tag	UNP P74717
M	-19	SER	-	expression tag	UNP P74717
M	-18	HIS	-	expression tag	UNP P74717
M	-17	HIS	-	expression tag	UNP P74717
M	-16	HIS	-	expression tag	UNP P74717
M	-15	HIS	-	expression tag	UNP P74717
M	-14	HIS	-	expression tag	UNP P74717
M	-13	HIS	-	expression tag	UNP P74717
M	-12	SER	-	expression tag	UNP P74717
M	-11	SER	-	expression tag	UNP P74717
M	-10	SER	-	expression tag	UNP P74717
M	-9	ALA	-	expression tag	UNP P74717
M	-8	ALA	-	expression tag	UNP P74717
M	-7	LEU	-	expression tag	UNP P74717
M	-6	GLU	-	expression tag	UNP P74717
M	-5	VAL	-	expression tag	UNP P74717
M	-4	LEU	-	expression tag	UNP P74717
M	-3	PHE	-	expression tag	UNP P74717
M	-2	GLN	-	expression tag	UNP P74717
M	-1	GLY	-	expression tag	UNP P74717
M	0	PRO	-	expression tag	UNP P74717
N	-22	MET	-	initiating methionine	UNP P74717
N	-21	GLY	-	expression tag	UNP P74717
N	-20	SER	-	expression tag	UNP P74717
N	-19	SER	-	expression tag	UNP P74717
N	-18	HIS	-	expression tag	UNP P74717
N	-17	HIS	-	expression tag	UNP P74717
N	-16	HIS	-	expression tag	UNP P74717
N	-15	HIS	-	expression tag	UNP P74717
N	-14	HIS	-	expression tag	UNP P74717
N	-13	HIS	-	expression tag	UNP P74717
N	-12	SER	-	expression tag	UNP P74717
N	-11	SER	-	expression tag	UNP P74717
N	-10	SER	-	expression tag	UNP P74717
N	-9	ALA	-	expression tag	UNP P74717
N	-8	ALA	-	expression tag	UNP P74717

Continued on next page...

Continued from previous page...

Chain	Residue	Modelled	Actual	Comment	Reference
N	-7	LEU	-	expression tag	UNP P74717
N	-6	GLU	-	expression tag	UNP P74717
N	-5	VAL	-	expression tag	UNP P74717
N	-4	LEU	-	expression tag	UNP P74717
N	-3	PHE	-	expression tag	UNP P74717
N	-2	GLN	-	expression tag	UNP P74717
N	-1	GLY	-	expression tag	UNP P74717
N	0	PRO	-	expression tag	UNP P74717
O	-22	MET	-	initiating methionine	UNP P74717
O	-21	GLY	-	expression tag	UNP P74717
O	-20	SER	-	expression tag	UNP P74717
O	-19	SER	-	expression tag	UNP P74717
O	-18	HIS	-	expression tag	UNP P74717
O	-17	HIS	-	expression tag	UNP P74717
O	-16	HIS	-	expression tag	UNP P74717
O	-15	HIS	-	expression tag	UNP P74717
O	-14	HIS	-	expression tag	UNP P74717
O	-13	HIS	-	expression tag	UNP P74717
O	-12	SER	-	expression tag	UNP P74717
O	-11	SER	-	expression tag	UNP P74717
O	-10	SER	-	expression tag	UNP P74717
O	-9	ALA	-	expression tag	UNP P74717
O	-8	ALA	-	expression tag	UNP P74717
O	-7	LEU	-	expression tag	UNP P74717
O	-6	GLU	-	expression tag	UNP P74717
O	-5	VAL	-	expression tag	UNP P74717
O	-4	LEU	-	expression tag	UNP P74717
O	-3	PHE	-	expression tag	UNP P74717
O	-2	GLN	-	expression tag	UNP P74717
O	-1	GLY	-	expression tag	UNP P74717
O	0	PRO	-	expression tag	UNP P74717
P	-22	MET	-	initiating methionine	UNP P74717
P	-21	GLY	-	expression tag	UNP P74717
P	-20	SER	-	expression tag	UNP P74717
P	-19	SER	-	expression tag	UNP P74717
P	-18	HIS	-	expression tag	UNP P74717
P	-17	HIS	-	expression tag	UNP P74717
P	-16	HIS	-	expression tag	UNP P74717
P	-15	HIS	-	expression tag	UNP P74717
P	-14	HIS	-	expression tag	UNP P74717
P	-13	HIS	-	expression tag	UNP P74717
P	-12	SER	-	expression tag	UNP P74717

Continued on next page...

Continued from previous page...

Chain	Residue	Modelled	Actual	Comment	Reference
P	-11	SER	-	expression tag	UNP P74717
P	-10	SER	-	expression tag	UNP P74717
P	-9	ALA	-	expression tag	UNP P74717
P	-8	ALA	-	expression tag	UNP P74717
P	-7	LEU	-	expression tag	UNP P74717
P	-6	GLU	-	expression tag	UNP P74717
P	-5	VAL	-	expression tag	UNP P74717
P	-4	LEU	-	expression tag	UNP P74717
P	-3	PHE	-	expression tag	UNP P74717
P	-2	GLN	-	expression tag	UNP P74717
P	-1	GLY	-	expression tag	UNP P74717
P	0	PRO	-	expression tag	UNP P74717
Q	-22	MET	-	initiating methionine	UNP P74717
Q	-21	GLY	-	expression tag	UNP P74717
Q	-20	SER	-	expression tag	UNP P74717
Q	-19	SER	-	expression tag	UNP P74717
Q	-18	HIS	-	expression tag	UNP P74717
Q	-17	HIS	-	expression tag	UNP P74717
Q	-16	HIS	-	expression tag	UNP P74717
Q	-15	HIS	-	expression tag	UNP P74717
Q	-14	HIS	-	expression tag	UNP P74717
Q	-13	HIS	-	expression tag	UNP P74717
Q	-12	SER	-	expression tag	UNP P74717
Q	-11	SER	-	expression tag	UNP P74717
Q	-10	SER	-	expression tag	UNP P74717
Q	-9	ALA	-	expression tag	UNP P74717
Q	-8	ALA	-	expression tag	UNP P74717
Q	-7	LEU	-	expression tag	UNP P74717
Q	-6	GLU	-	expression tag	UNP P74717
Q	-5	VAL	-	expression tag	UNP P74717
Q	-4	LEU	-	expression tag	UNP P74717
Q	-3	PHE	-	expression tag	UNP P74717
Q	-2	GLN	-	expression tag	UNP P74717
Q	-1	GLY	-	expression tag	UNP P74717
Q	0	PRO	-	expression tag	UNP P74717
R	-22	MET	-	initiating methionine	UNP P74717
R	-21	GLY	-	expression tag	UNP P74717
R	-20	SER	-	expression tag	UNP P74717
R	-19	SER	-	expression tag	UNP P74717
R	-18	HIS	-	expression tag	UNP P74717
R	-17	HIS	-	expression tag	UNP P74717
R	-16	HIS	-	expression tag	UNP P74717

Continued on next page...

Continued from previous page...

Chain	Residue	Modelled	Actual	Comment	Reference
R	-15	HIS	-	expression tag	UNP P74717
R	-14	HIS	-	expression tag	UNP P74717
R	-13	HIS	-	expression tag	UNP P74717
R	-12	SER	-	expression tag	UNP P74717
R	-11	SER	-	expression tag	UNP P74717
R	-10	SER	-	expression tag	UNP P74717
R	-9	ALA	-	expression tag	UNP P74717
R	-8	ALA	-	expression tag	UNP P74717
R	-7	LEU	-	expression tag	UNP P74717
R	-6	GLU	-	expression tag	UNP P74717
R	-5	VAL	-	expression tag	UNP P74717
R	-4	LEU	-	expression tag	UNP P74717
R	-3	PHE	-	expression tag	UNP P74717
R	-2	GLN	-	expression tag	UNP P74717
R	-1	GLY	-	expression tag	UNP P74717
R	0	PRO	-	expression tag	UNP P74717
S	-22	MET	-	initiating methionine	UNP P74717
S	-21	GLY	-	expression tag	UNP P74717
S	-20	SER	-	expression tag	UNP P74717
S	-19	SER	-	expression tag	UNP P74717
S	-18	HIS	-	expression tag	UNP P74717
S	-17	HIS	-	expression tag	UNP P74717
S	-16	HIS	-	expression tag	UNP P74717
S	-15	HIS	-	expression tag	UNP P74717
S	-14	HIS	-	expression tag	UNP P74717
S	-13	HIS	-	expression tag	UNP P74717
S	-12	SER	-	expression tag	UNP P74717
S	-11	SER	-	expression tag	UNP P74717
S	-10	SER	-	expression tag	UNP P74717
S	-9	ALA	-	expression tag	UNP P74717
S	-8	ALA	-	expression tag	UNP P74717
S	-7	LEU	-	expression tag	UNP P74717
S	-6	GLU	-	expression tag	UNP P74717
S	-5	VAL	-	expression tag	UNP P74717
S	-4	LEU	-	expression tag	UNP P74717
S	-3	PHE	-	expression tag	UNP P74717
S	-2	GLN	-	expression tag	UNP P74717
S	-1	GLY	-	expression tag	UNP P74717
S	0	PRO	-	expression tag	UNP P74717
T	-22	MET	-	initiating methionine	UNP P74717
T	-21	GLY	-	expression tag	UNP P74717
T	-20	SER	-	expression tag	UNP P74717

Continued on next page...

Continued from previous page...

Chain	Residue	Modelled	Actual	Comment	Reference
T	-19	SER	-	expression tag	UNP P74717
T	-18	HIS	-	expression tag	UNP P74717
T	-17	HIS	-	expression tag	UNP P74717
T	-16	HIS	-	expression tag	UNP P74717
T	-15	HIS	-	expression tag	UNP P74717
T	-14	HIS	-	expression tag	UNP P74717
T	-13	HIS	-	expression tag	UNP P74717
T	-12	SER	-	expression tag	UNP P74717
T	-11	SER	-	expression tag	UNP P74717
T	-10	SER	-	expression tag	UNP P74717
T	-9	ALA	-	expression tag	UNP P74717
T	-8	ALA	-	expression tag	UNP P74717
T	-7	LEU	-	expression tag	UNP P74717
T	-6	GLU	-	expression tag	UNP P74717
T	-5	VAL	-	expression tag	UNP P74717
T	-4	LEU	-	expression tag	UNP P74717
T	-3	PHE	-	expression tag	UNP P74717
T	-2	GLN	-	expression tag	UNP P74717
T	-1	GLY	-	expression tag	UNP P74717
T	0	PRO	-	expression tag	UNP P74717
U	-22	MET	-	initiating methionine	UNP P74717
U	-21	GLY	-	expression tag	UNP P74717
U	-20	SER	-	expression tag	UNP P74717
U	-19	SER	-	expression tag	UNP P74717
U	-18	HIS	-	expression tag	UNP P74717
U	-17	HIS	-	expression tag	UNP P74717
U	-16	HIS	-	expression tag	UNP P74717
U	-15	HIS	-	expression tag	UNP P74717
U	-14	HIS	-	expression tag	UNP P74717
U	-13	HIS	-	expression tag	UNP P74717
U	-12	SER	-	expression tag	UNP P74717
U	-11	SER	-	expression tag	UNP P74717
U	-10	SER	-	expression tag	UNP P74717
U	-9	ALA	-	expression tag	UNP P74717
U	-8	ALA	-	expression tag	UNP P74717
U	-7	LEU	-	expression tag	UNP P74717
U	-6	GLU	-	expression tag	UNP P74717
U	-5	VAL	-	expression tag	UNP P74717
U	-4	LEU	-	expression tag	UNP P74717
U	-3	PHE	-	expression tag	UNP P74717
U	-2	GLN	-	expression tag	UNP P74717
U	-1	GLY	-	expression tag	UNP P74717

Continued on next page...

Continued from previous page...

Chain	Residue	Modelled	Actual	Comment	Reference
U	0	PRO	-	expression tag	UNP P74717
V	-22	MET	-	initiating methionine	UNP P74717
V	-21	GLY	-	expression tag	UNP P74717
V	-20	SER	-	expression tag	UNP P74717
V	-19	SER	-	expression tag	UNP P74717
V	-18	HIS	-	expression tag	UNP P74717
V	-17	HIS	-	expression tag	UNP P74717
V	-16	HIS	-	expression tag	UNP P74717
V	-15	HIS	-	expression tag	UNP P74717
V	-14	HIS	-	expression tag	UNP P74717
V	-13	HIS	-	expression tag	UNP P74717
V	-12	SER	-	expression tag	UNP P74717
V	-11	SER	-	expression tag	UNP P74717
V	-10	SER	-	expression tag	UNP P74717
V	-9	ALA	-	expression tag	UNP P74717
V	-8	ALA	-	expression tag	UNP P74717
V	-7	LEU	-	expression tag	UNP P74717
V	-6	GLU	-	expression tag	UNP P74717
V	-5	VAL	-	expression tag	UNP P74717
V	-4	LEU	-	expression tag	UNP P74717
V	-3	PHE	-	expression tag	UNP P74717
V	-2	GLN	-	expression tag	UNP P74717
V	-1	GLY	-	expression tag	UNP P74717
V	0	PRO	-	expression tag	UNP P74717
W	-22	MET	-	initiating methionine	UNP P74717
W	-21	GLY	-	expression tag	UNP P74717
W	-20	SER	-	expression tag	UNP P74717
W	-19	SER	-	expression tag	UNP P74717
W	-18	HIS	-	expression tag	UNP P74717
W	-17	HIS	-	expression tag	UNP P74717
W	-16	HIS	-	expression tag	UNP P74717
W	-15	HIS	-	expression tag	UNP P74717
W	-14	HIS	-	expression tag	UNP P74717
W	-13	HIS	-	expression tag	UNP P74717
W	-12	SER	-	expression tag	UNP P74717
W	-11	SER	-	expression tag	UNP P74717
W	-10	SER	-	expression tag	UNP P74717
W	-9	ALA	-	expression tag	UNP P74717
W	-8	ALA	-	expression tag	UNP P74717
W	-7	LEU	-	expression tag	UNP P74717
W	-6	GLU	-	expression tag	UNP P74717
W	-5	VAL	-	expression tag	UNP P74717

Continued on next page...

Continued from previous page...

Chain	Residue	Modelled	Actual	Comment	Reference
W	-4	LEU	-	expression tag	UNP P74717
W	-3	PHE	-	expression tag	UNP P74717
W	-2	GLN	-	expression tag	UNP P74717
W	-1	GLY	-	expression tag	UNP P74717
W	0	PRO	-	expression tag	UNP P74717
X	-22	MET	-	initiating methionine	UNP P74717
X	-21	GLY	-	expression tag	UNP P74717
X	-20	SER	-	expression tag	UNP P74717
X	-19	SER	-	expression tag	UNP P74717
X	-18	HIS	-	expression tag	UNP P74717
X	-17	HIS	-	expression tag	UNP P74717
X	-16	HIS	-	expression tag	UNP P74717
X	-15	HIS	-	expression tag	UNP P74717
X	-14	HIS	-	expression tag	UNP P74717
X	-13	HIS	-	expression tag	UNP P74717
X	-12	SER	-	expression tag	UNP P74717
X	-11	SER	-	expression tag	UNP P74717
X	-10	SER	-	expression tag	UNP P74717
X	-9	ALA	-	expression tag	UNP P74717
X	-8	ALA	-	expression tag	UNP P74717
X	-7	LEU	-	expression tag	UNP P74717
X	-6	GLU	-	expression tag	UNP P74717
X	-5	VAL	-	expression tag	UNP P74717
X	-4	LEU	-	expression tag	UNP P74717
X	-3	PHE	-	expression tag	UNP P74717
X	-2	GLN	-	expression tag	UNP P74717
X	-1	GLY	-	expression tag	UNP P74717
X	0	PRO	-	expression tag	UNP P74717
Y	-22	MET	-	initiating methionine	UNP P74717
Y	-21	GLY	-	expression tag	UNP P74717
Y	-20	SER	-	expression tag	UNP P74717
Y	-19	SER	-	expression tag	UNP P74717
Y	-18	HIS	-	expression tag	UNP P74717
Y	-17	HIS	-	expression tag	UNP P74717
Y	-16	HIS	-	expression tag	UNP P74717
Y	-15	HIS	-	expression tag	UNP P74717
Y	-14	HIS	-	expression tag	UNP P74717
Y	-13	HIS	-	expression tag	UNP P74717
Y	-12	SER	-	expression tag	UNP P74717
Y	-11	SER	-	expression tag	UNP P74717
Y	-10	SER	-	expression tag	UNP P74717
Y	-9	ALA	-	expression tag	UNP P74717

Continued on next page...

Continued from previous page...

Chain	Residue	Modelled	Actual	Comment	Reference
Y	-8	ALA	-	expression tag	UNP P74717
Y	-7	LEU	-	expression tag	UNP P74717
Y	-6	GLU	-	expression tag	UNP P74717
Y	-5	VAL	-	expression tag	UNP P74717
Y	-4	LEU	-	expression tag	UNP P74717
Y	-3	PHE	-	expression tag	UNP P74717
Y	-2	GLN	-	expression tag	UNP P74717
Y	-1	GLY	-	expression tag	UNP P74717
Y	0	PRO	-	expression tag	UNP P74717
Z	-22	MET	-	initiating methionine	UNP P74717
Z	-21	GLY	-	expression tag	UNP P74717
Z	-20	SER	-	expression tag	UNP P74717
Z	-19	SER	-	expression tag	UNP P74717
Z	-18	HIS	-	expression tag	UNP P74717
Z	-17	HIS	-	expression tag	UNP P74717
Z	-16	HIS	-	expression tag	UNP P74717
Z	-15	HIS	-	expression tag	UNP P74717
Z	-14	HIS	-	expression tag	UNP P74717
Z	-13	HIS	-	expression tag	UNP P74717
Z	-12	SER	-	expression tag	UNP P74717
Z	-11	SER	-	expression tag	UNP P74717
Z	-10	SER	-	expression tag	UNP P74717
Z	-9	ALA	-	expression tag	UNP P74717
Z	-8	ALA	-	expression tag	UNP P74717
Z	-7	LEU	-	expression tag	UNP P74717
Z	-6	GLU	-	expression tag	UNP P74717
Z	-5	VAL	-	expression tag	UNP P74717
Z	-4	LEU	-	expression tag	UNP P74717
Z	-3	PHE	-	expression tag	UNP P74717
Z	-2	GLN	-	expression tag	UNP P74717
Z	-1	GLY	-	expression tag	UNP P74717
Z	0	PRO	-	expression tag	UNP P74717
a	-22	MET	-	initiating methionine	UNP P74717
a	-21	GLY	-	expression tag	UNP P74717
a	-20	SER	-	expression tag	UNP P74717
a	-19	SER	-	expression tag	UNP P74717
a	-18	HIS	-	expression tag	UNP P74717
a	-17	HIS	-	expression tag	UNP P74717
a	-16	HIS	-	expression tag	UNP P74717
a	-15	HIS	-	expression tag	UNP P74717
a	-14	HIS	-	expression tag	UNP P74717
a	-13	HIS	-	expression tag	UNP P74717

Continued on next page...

Continued from previous page...

Chain	Residue	Modelled	Actual	Comment	Reference
a	-12	SER	-	expression tag	UNP P74717
a	-11	SER	-	expression tag	UNP P74717
a	-10	SER	-	expression tag	UNP P74717
a	-9	ALA	-	expression tag	UNP P74717
a	-8	ALA	-	expression tag	UNP P74717
a	-7	LEU	-	expression tag	UNP P74717
a	-6	GLU	-	expression tag	UNP P74717
a	-5	VAL	-	expression tag	UNP P74717
a	-4	LEU	-	expression tag	UNP P74717
a	-3	PHE	-	expression tag	UNP P74717
a	-2	GLN	-	expression tag	UNP P74717
a	-1	GLY	-	expression tag	UNP P74717
a	0	PRO	-	expression tag	UNP P74717
b	-22	MET	-	initiating methionine	UNP P74717
b	-21	GLY	-	expression tag	UNP P74717
b	-20	SER	-	expression tag	UNP P74717
b	-19	SER	-	expression tag	UNP P74717
b	-18	HIS	-	expression tag	UNP P74717
b	-17	HIS	-	expression tag	UNP P74717
b	-16	HIS	-	expression tag	UNP P74717
b	-15	HIS	-	expression tag	UNP P74717
b	-14	HIS	-	expression tag	UNP P74717
b	-13	HIS	-	expression tag	UNP P74717
b	-12	SER	-	expression tag	UNP P74717
b	-11	SER	-	expression tag	UNP P74717
b	-10	SER	-	expression tag	UNP P74717
b	-9	ALA	-	expression tag	UNP P74717
b	-8	ALA	-	expression tag	UNP P74717
b	-7	LEU	-	expression tag	UNP P74717
b	-6	GLU	-	expression tag	UNP P74717
b	-5	VAL	-	expression tag	UNP P74717
b	-4	LEU	-	expression tag	UNP P74717
b	-3	PHE	-	expression tag	UNP P74717
b	-2	GLN	-	expression tag	UNP P74717
b	-1	GLY	-	expression tag	UNP P74717
b	0	PRO	-	expression tag	UNP P74717
c	-22	MET	-	initiating methionine	UNP P74717
c	-21	GLY	-	expression tag	UNP P74717
c	-20	SER	-	expression tag	UNP P74717
c	-19	SER	-	expression tag	UNP P74717
c	-18	HIS	-	expression tag	UNP P74717
c	-17	HIS	-	expression tag	UNP P74717

Continued on next page...

Continued from previous page...

Chain	Residue	Modelled	Actual	Comment	Reference
c	-16	HIS	-	expression tag	UNP P74717
c	-15	HIS	-	expression tag	UNP P74717
c	-14	HIS	-	expression tag	UNP P74717
c	-13	HIS	-	expression tag	UNP P74717
c	-12	SER	-	expression tag	UNP P74717
c	-11	SER	-	expression tag	UNP P74717
c	-10	SER	-	expression tag	UNP P74717
c	-9	ALA	-	expression tag	UNP P74717
c	-8	ALA	-	expression tag	UNP P74717
c	-7	LEU	-	expression tag	UNP P74717
c	-6	GLU	-	expression tag	UNP P74717
c	-5	VAL	-	expression tag	UNP P74717
c	-4	LEU	-	expression tag	UNP P74717
c	-3	PHE	-	expression tag	UNP P74717
c	-2	GLN	-	expression tag	UNP P74717
c	-1	GLY	-	expression tag	UNP P74717
c	0	PRO	-	expression tag	UNP P74717
d	-22	MET	-	initiating methionine	UNP P74717
d	-21	GLY	-	expression tag	UNP P74717
d	-20	SER	-	expression tag	UNP P74717
d	-19	SER	-	expression tag	UNP P74717
d	-18	HIS	-	expression tag	UNP P74717
d	-17	HIS	-	expression tag	UNP P74717
d	-16	HIS	-	expression tag	UNP P74717
d	-15	HIS	-	expression tag	UNP P74717
d	-14	HIS	-	expression tag	UNP P74717
d	-13	HIS	-	expression tag	UNP P74717
d	-12	SER	-	expression tag	UNP P74717
d	-11	SER	-	expression tag	UNP P74717
d	-10	SER	-	expression tag	UNP P74717
d	-9	ALA	-	expression tag	UNP P74717
d	-8	ALA	-	expression tag	UNP P74717
d	-7	LEU	-	expression tag	UNP P74717
d	-6	GLU	-	expression tag	UNP P74717
d	-5	VAL	-	expression tag	UNP P74717
d	-4	LEU	-	expression tag	UNP P74717
d	-3	PHE	-	expression tag	UNP P74717
d	-2	GLN	-	expression tag	UNP P74717
d	-1	GLY	-	expression tag	UNP P74717
d	0	PRO	-	expression tag	UNP P74717
e	-22	MET	-	initiating methionine	UNP P74717
e	-21	GLY	-	expression tag	UNP P74717

Continued on next page...

Continued from previous page...

Chain	Residue	Modelled	Actual	Comment	Reference
e	-20	SER	-	expression tag	UNP P74717
e	-19	SER	-	expression tag	UNP P74717
e	-18	HIS	-	expression tag	UNP P74717
e	-17	HIS	-	expression tag	UNP P74717
e	-16	HIS	-	expression tag	UNP P74717
e	-15	HIS	-	expression tag	UNP P74717
e	-14	HIS	-	expression tag	UNP P74717
e	-13	HIS	-	expression tag	UNP P74717
e	-12	SER	-	expression tag	UNP P74717
e	-11	SER	-	expression tag	UNP P74717
e	-10	SER	-	expression tag	UNP P74717
e	-9	ALA	-	expression tag	UNP P74717
e	-8	ALA	-	expression tag	UNP P74717
e	-7	LEU	-	expression tag	UNP P74717
e	-6	GLU	-	expression tag	UNP P74717
e	-5	VAL	-	expression tag	UNP P74717
e	-4	LEU	-	expression tag	UNP P74717
e	-3	PHE	-	expression tag	UNP P74717
e	-2	GLN	-	expression tag	UNP P74717
e	-1	GLY	-	expression tag	UNP P74717
e	0	PRO	-	expression tag	UNP P74717
f	-22	MET	-	initiating methionine	UNP P74717
f	-21	GLY	-	expression tag	UNP P74717
f	-20	SER	-	expression tag	UNP P74717
f	-19	SER	-	expression tag	UNP P74717
f	-18	HIS	-	expression tag	UNP P74717
f	-17	HIS	-	expression tag	UNP P74717
f	-16	HIS	-	expression tag	UNP P74717
f	-15	HIS	-	expression tag	UNP P74717
f	-14	HIS	-	expression tag	UNP P74717
f	-13	HIS	-	expression tag	UNP P74717
f	-12	SER	-	expression tag	UNP P74717
f	-11	SER	-	expression tag	UNP P74717
f	-10	SER	-	expression tag	UNP P74717
f	-9	ALA	-	expression tag	UNP P74717
f	-8	ALA	-	expression tag	UNP P74717
f	-7	LEU	-	expression tag	UNP P74717
f	-6	GLU	-	expression tag	UNP P74717
f	-5	VAL	-	expression tag	UNP P74717
f	-4	LEU	-	expression tag	UNP P74717
f	-3	PHE	-	expression tag	UNP P74717
f	-2	GLN	-	expression tag	UNP P74717

Continued on next page...

Continued from previous page...

Chain	Residue	Modelled	Actual	Comment	Reference
f	-1	GLY	-	expression tag	UNP P74717
f	0	PRO	-	expression tag	UNP P74717
g	-22	MET	-	initiating methionine	UNP P74717
g	-21	GLY	-	expression tag	UNP P74717
g	-20	SER	-	expression tag	UNP P74717
g	-19	SER	-	expression tag	UNP P74717
g	-18	HIS	-	expression tag	UNP P74717
g	-17	HIS	-	expression tag	UNP P74717
g	-16	HIS	-	expression tag	UNP P74717
g	-15	HIS	-	expression tag	UNP P74717
g	-14	HIS	-	expression tag	UNP P74717
g	-13	HIS	-	expression tag	UNP P74717
g	-12	SER	-	expression tag	UNP P74717
g	-11	SER	-	expression tag	UNP P74717
g	-10	SER	-	expression tag	UNP P74717
g	-9	ALA	-	expression tag	UNP P74717
g	-8	ALA	-	expression tag	UNP P74717
g	-7	LEU	-	expression tag	UNP P74717
g	-6	GLU	-	expression tag	UNP P74717
g	-5	VAL	-	expression tag	UNP P74717
g	-4	LEU	-	expression tag	UNP P74717
g	-3	PHE	-	expression tag	UNP P74717
g	-2	GLN	-	expression tag	UNP P74717
g	-1	GLY	-	expression tag	UNP P74717
g	0	PRO	-	expression tag	UNP P74717
h	-22	MET	-	initiating methionine	UNP P74717
h	-21	GLY	-	expression tag	UNP P74717
h	-20	SER	-	expression tag	UNP P74717
h	-19	SER	-	expression tag	UNP P74717
h	-18	HIS	-	expression tag	UNP P74717
h	-17	HIS	-	expression tag	UNP P74717
h	-16	HIS	-	expression tag	UNP P74717
h	-15	HIS	-	expression tag	UNP P74717
h	-14	HIS	-	expression tag	UNP P74717
h	-13	HIS	-	expression tag	UNP P74717
h	-12	SER	-	expression tag	UNP P74717
h	-11	SER	-	expression tag	UNP P74717
h	-10	SER	-	expression tag	UNP P74717
h	-9	ALA	-	expression tag	UNP P74717
h	-8	ALA	-	expression tag	UNP P74717
h	-7	LEU	-	expression tag	UNP P74717
h	-6	GLU	-	expression tag	UNP P74717

Continued on next page...

Continued from previous page...

Chain	Residue	Modelled	Actual	Comment	Reference
h	-5	VAL	-	expression tag	UNP P74717
h	-4	LEU	-	expression tag	UNP P74717
h	-3	PHE	-	expression tag	UNP P74717
h	-2	GLN	-	expression tag	UNP P74717
h	-1	GLY	-	expression tag	UNP P74717
h	0	PRO	-	expression tag	UNP P74717
i	-22	MET	-	initiating methionine	UNP P74717
i	-21	GLY	-	expression tag	UNP P74717
i	-20	SER	-	expression tag	UNP P74717
i	-19	SER	-	expression tag	UNP P74717
i	-18	HIS	-	expression tag	UNP P74717
i	-17	HIS	-	expression tag	UNP P74717
i	-16	HIS	-	expression tag	UNP P74717
i	-15	HIS	-	expression tag	UNP P74717
i	-14	HIS	-	expression tag	UNP P74717
i	-13	HIS	-	expression tag	UNP P74717
i	-12	SER	-	expression tag	UNP P74717
i	-11	SER	-	expression tag	UNP P74717
i	-10	SER	-	expression tag	UNP P74717
i	-9	ALA	-	expression tag	UNP P74717
i	-8	ALA	-	expression tag	UNP P74717
i	-7	LEU	-	expression tag	UNP P74717
i	-6	GLU	-	expression tag	UNP P74717
i	-5	VAL	-	expression tag	UNP P74717
i	-4	LEU	-	expression tag	UNP P74717
i	-3	PHE	-	expression tag	UNP P74717
i	-2	GLN	-	expression tag	UNP P74717
i	-1	GLY	-	expression tag	UNP P74717
i	0	PRO	-	expression tag	UNP P74717
j	-22	MET	-	initiating methionine	UNP P74717
j	-21	GLY	-	expression tag	UNP P74717
j	-20	SER	-	expression tag	UNP P74717
j	-19	SER	-	expression tag	UNP P74717
j	-18	HIS	-	expression tag	UNP P74717
j	-17	HIS	-	expression tag	UNP P74717
j	-16	HIS	-	expression tag	UNP P74717
j	-15	HIS	-	expression tag	UNP P74717
j	-14	HIS	-	expression tag	UNP P74717
j	-13	HIS	-	expression tag	UNP P74717
j	-12	SER	-	expression tag	UNP P74717
j	-11	SER	-	expression tag	UNP P74717
j	-10	SER	-	expression tag	UNP P74717

Continued on next page...

Continued from previous page...

Chain	Residue	Modelled	Actual	Comment	Reference
j	-9	ALA	-	expression tag	UNP P74717
j	-8	ALA	-	expression tag	UNP P74717
j	-7	LEU	-	expression tag	UNP P74717
j	-6	GLU	-	expression tag	UNP P74717
j	-5	VAL	-	expression tag	UNP P74717
j	-4	LEU	-	expression tag	UNP P74717
j	-3	PHE	-	expression tag	UNP P74717
j	-2	GLN	-	expression tag	UNP P74717
j	-1	GLY	-	expression tag	UNP P74717
j	0	PRO	-	expression tag	UNP P74717
k	-22	MET	-	initiating methionine	UNP P74717
k	-21	GLY	-	expression tag	UNP P74717
k	-20	SER	-	expression tag	UNP P74717
k	-19	SER	-	expression tag	UNP P74717
k	-18	HIS	-	expression tag	UNP P74717
k	-17	HIS	-	expression tag	UNP P74717
k	-16	HIS	-	expression tag	UNP P74717
k	-15	HIS	-	expression tag	UNP P74717
k	-14	HIS	-	expression tag	UNP P74717
k	-13	HIS	-	expression tag	UNP P74717
k	-12	SER	-	expression tag	UNP P74717
k	-11	SER	-	expression tag	UNP P74717
k	-10	SER	-	expression tag	UNP P74717
k	-9	ALA	-	expression tag	UNP P74717
k	-8	ALA	-	expression tag	UNP P74717
k	-7	LEU	-	expression tag	UNP P74717
k	-6	GLU	-	expression tag	UNP P74717
k	-5	VAL	-	expression tag	UNP P74717
k	-4	LEU	-	expression tag	UNP P74717
k	-3	PHE	-	expression tag	UNP P74717
k	-2	GLN	-	expression tag	UNP P74717
k	-1	GLY	-	expression tag	UNP P74717
k	0	PRO	-	expression tag	UNP P74717
l	-22	MET	-	initiating methionine	UNP P74717
l	-21	GLY	-	expression tag	UNP P74717
l	-20	SER	-	expression tag	UNP P74717
l	-19	SER	-	expression tag	UNP P74717
l	-18	HIS	-	expression tag	UNP P74717
l	-17	HIS	-	expression tag	UNP P74717
l	-16	HIS	-	expression tag	UNP P74717
l	-15	HIS	-	expression tag	UNP P74717
l	-14	HIS	-	expression tag	UNP P74717

Continued on next page...

Continued from previous page...

Chain	Residue	Modelled	Actual	Comment	Reference
l	-13	HIS	-	expression tag	UNP P74717
l	-12	SER	-	expression tag	UNP P74717
l	-11	SER	-	expression tag	UNP P74717
l	-10	SER	-	expression tag	UNP P74717
l	-9	ALA	-	expression tag	UNP P74717
l	-8	ALA	-	expression tag	UNP P74717
l	-7	LEU	-	expression tag	UNP P74717
l	-6	GLU	-	expression tag	UNP P74717
l	-5	VAL	-	expression tag	UNP P74717
l	-4	LEU	-	expression tag	UNP P74717
l	-3	PHE	-	expression tag	UNP P74717
l	-2	GLN	-	expression tag	UNP P74717
l	-1	GLY	-	expression tag	UNP P74717
l	0	PRO	-	expression tag	UNP P74717
m	-22	MET	-	initiating methionine	UNP P74717
m	-21	GLY	-	expression tag	UNP P74717
m	-20	SER	-	expression tag	UNP P74717
m	-19	SER	-	expression tag	UNP P74717
m	-18	HIS	-	expression tag	UNP P74717
m	-17	HIS	-	expression tag	UNP P74717
m	-16	HIS	-	expression tag	UNP P74717
m	-15	HIS	-	expression tag	UNP P74717
m	-14	HIS	-	expression tag	UNP P74717
m	-13	HIS	-	expression tag	UNP P74717
m	-12	SER	-	expression tag	UNP P74717
m	-11	SER	-	expression tag	UNP P74717
m	-10	SER	-	expression tag	UNP P74717
m	-9	ALA	-	expression tag	UNP P74717
m	-8	ALA	-	expression tag	UNP P74717
m	-7	LEU	-	expression tag	UNP P74717
m	-6	GLU	-	expression tag	UNP P74717
m	-5	VAL	-	expression tag	UNP P74717
m	-4	LEU	-	expression tag	UNP P74717
m	-3	PHE	-	expression tag	UNP P74717
m	-2	GLN	-	expression tag	UNP P74717
m	-1	GLY	-	expression tag	UNP P74717
m	0	PRO	-	expression tag	UNP P74717
n	-22	MET	-	initiating methionine	UNP P74717
n	-21	GLY	-	expression tag	UNP P74717
n	-20	SER	-	expression tag	UNP P74717
n	-19	SER	-	expression tag	UNP P74717
n	-18	HIS	-	expression tag	UNP P74717

Continued on next page...

Continued from previous page...

Chain	Residue	Modelled	Actual	Comment	Reference
n	-17	HIS	-	expression tag	UNP P74717
n	-16	HIS	-	expression tag	UNP P74717
n	-15	HIS	-	expression tag	UNP P74717
n	-14	HIS	-	expression tag	UNP P74717
n	-13	HIS	-	expression tag	UNP P74717
n	-12	SER	-	expression tag	UNP P74717
n	-11	SER	-	expression tag	UNP P74717
n	-10	SER	-	expression tag	UNP P74717
n	-9	ALA	-	expression tag	UNP P74717
n	-8	ALA	-	expression tag	UNP P74717
n	-7	LEU	-	expression tag	UNP P74717
n	-6	GLU	-	expression tag	UNP P74717
n	-5	VAL	-	expression tag	UNP P74717
n	-4	LEU	-	expression tag	UNP P74717
n	-3	PHE	-	expression tag	UNP P74717
n	-2	GLN	-	expression tag	UNP P74717
n	-1	GLY	-	expression tag	UNP P74717
n	0	PRO	-	expression tag	UNP P74717
o	-22	MET	-	initiating methionine	UNP P74717
o	-21	GLY	-	expression tag	UNP P74717
o	-20	SER	-	expression tag	UNP P74717
o	-19	SER	-	expression tag	UNP P74717
o	-18	HIS	-	expression tag	UNP P74717
o	-17	HIS	-	expression tag	UNP P74717
o	-16	HIS	-	expression tag	UNP P74717
o	-15	HIS	-	expression tag	UNP P74717
o	-14	HIS	-	expression tag	UNP P74717
o	-13	HIS	-	expression tag	UNP P74717
o	-12	SER	-	expression tag	UNP P74717
o	-11	SER	-	expression tag	UNP P74717
o	-10	SER	-	expression tag	UNP P74717
o	-9	ALA	-	expression tag	UNP P74717
o	-8	ALA	-	expression tag	UNP P74717
o	-7	LEU	-	expression tag	UNP P74717
o	-6	GLU	-	expression tag	UNP P74717
o	-5	VAL	-	expression tag	UNP P74717
o	-4	LEU	-	expression tag	UNP P74717
o	-3	PHE	-	expression tag	UNP P74717
o	-2	GLN	-	expression tag	UNP P74717
o	-1	GLY	-	expression tag	UNP P74717
o	0	PRO	-	expression tag	UNP P74717
p	-22	MET	-	initiating methionine	UNP P74717

Continued on next page...

Continued from previous page...

Chain	Residue	Modelled	Actual	Comment	Reference
p	-21	GLY	-	expression tag	UNP P74717
p	-20	SER	-	expression tag	UNP P74717
p	-19	SER	-	expression tag	UNP P74717
p	-18	HIS	-	expression tag	UNP P74717
p	-17	HIS	-	expression tag	UNP P74717
p	-16	HIS	-	expression tag	UNP P74717
p	-15	HIS	-	expression tag	UNP P74717
p	-14	HIS	-	expression tag	UNP P74717
p	-13	HIS	-	expression tag	UNP P74717
p	-12	SER	-	expression tag	UNP P74717
p	-11	SER	-	expression tag	UNP P74717
p	-10	SER	-	expression tag	UNP P74717
p	-9	ALA	-	expression tag	UNP P74717
p	-8	ALA	-	expression tag	UNP P74717
p	-7	LEU	-	expression tag	UNP P74717
p	-6	GLU	-	expression tag	UNP P74717
p	-5	VAL	-	expression tag	UNP P74717
p	-4	LEU	-	expression tag	UNP P74717
p	-3	PHE	-	expression tag	UNP P74717
p	-2	GLN	-	expression tag	UNP P74717
p	-1	GLY	-	expression tag	UNP P74717
p	0	PRO	-	expression tag	UNP P74717
q	-22	MET	-	initiating methionine	UNP P74717
q	-21	GLY	-	expression tag	UNP P74717
q	-20	SER	-	expression tag	UNP P74717
q	-19	SER	-	expression tag	UNP P74717
q	-18	HIS	-	expression tag	UNP P74717
q	-17	HIS	-	expression tag	UNP P74717
q	-16	HIS	-	expression tag	UNP P74717
q	-15	HIS	-	expression tag	UNP P74717
q	-14	HIS	-	expression tag	UNP P74717
q	-13	HIS	-	expression tag	UNP P74717
q	-12	SER	-	expression tag	UNP P74717
q	-11	SER	-	expression tag	UNP P74717
q	-10	SER	-	expression tag	UNP P74717
q	-9	ALA	-	expression tag	UNP P74717
q	-8	ALA	-	expression tag	UNP P74717
q	-7	LEU	-	expression tag	UNP P74717
q	-6	GLU	-	expression tag	UNP P74717
q	-5	VAL	-	expression tag	UNP P74717
q	-4	LEU	-	expression tag	UNP P74717
q	-3	PHE	-	expression tag	UNP P74717

Continued on next page...

Continued from previous page...

Chain	Residue	Modelled	Actual	Comment	Reference
q	-2	GLN	-	expression tag	UNP P74717
q	-1	GLY	-	expression tag	UNP P74717
q	0	PRO	-	expression tag	UNP P74717
r	-22	MET	-	initiating methionine	UNP P74717
r	-21	GLY	-	expression tag	UNP P74717
r	-20	SER	-	expression tag	UNP P74717
r	-19	SER	-	expression tag	UNP P74717
r	-18	HIS	-	expression tag	UNP P74717
r	-17	HIS	-	expression tag	UNP P74717
r	-16	HIS	-	expression tag	UNP P74717
r	-15	HIS	-	expression tag	UNP P74717
r	-14	HIS	-	expression tag	UNP P74717
r	-13	HIS	-	expression tag	UNP P74717
r	-12	SER	-	expression tag	UNP P74717
r	-11	SER	-	expression tag	UNP P74717
r	-10	SER	-	expression tag	UNP P74717
r	-9	ALA	-	expression tag	UNP P74717
r	-8	ALA	-	expression tag	UNP P74717
r	-7	LEU	-	expression tag	UNP P74717
r	-6	GLU	-	expression tag	UNP P74717
r	-5	VAL	-	expression tag	UNP P74717
r	-4	LEU	-	expression tag	UNP P74717
r	-3	PHE	-	expression tag	UNP P74717
r	-2	GLN	-	expression tag	UNP P74717
r	-1	GLY	-	expression tag	UNP P74717
r	0	PRO	-	expression tag	UNP P74717
s	-22	MET	-	initiating methionine	UNP P74717
s	-21	GLY	-	expression tag	UNP P74717
s	-20	SER	-	expression tag	UNP P74717
s	-19	SER	-	expression tag	UNP P74717
s	-18	HIS	-	expression tag	UNP P74717
s	-17	HIS	-	expression tag	UNP P74717
s	-16	HIS	-	expression tag	UNP P74717
s	-15	HIS	-	expression tag	UNP P74717
s	-14	HIS	-	expression tag	UNP P74717
s	-13	HIS	-	expression tag	UNP P74717
s	-12	SER	-	expression tag	UNP P74717
s	-11	SER	-	expression tag	UNP P74717
s	-10	SER	-	expression tag	UNP P74717
s	-9	ALA	-	expression tag	UNP P74717
s	-8	ALA	-	expression tag	UNP P74717
s	-7	LEU	-	expression tag	UNP P74717

Continued on next page...

Continued from previous page...

Chain	Residue	Modelled	Actual	Comment	Reference
s	-6	GLU	-	expression tag	UNP P74717
s	-5	VAL	-	expression tag	UNP P74717
s	-4	LEU	-	expression tag	UNP P74717
s	-3	PHE	-	expression tag	UNP P74717
s	-2	GLN	-	expression tag	UNP P74717
s	-1	GLY	-	expression tag	UNP P74717
s	0	PRO	-	expression tag	UNP P74717
t	-22	MET	-	initiating methionine	UNP P74717
t	-21	GLY	-	expression tag	UNP P74717
t	-20	SER	-	expression tag	UNP P74717
t	-19	SER	-	expression tag	UNP P74717
t	-18	HIS	-	expression tag	UNP P74717
t	-17	HIS	-	expression tag	UNP P74717
t	-16	HIS	-	expression tag	UNP P74717
t	-15	HIS	-	expression tag	UNP P74717
t	-14	HIS	-	expression tag	UNP P74717
t	-13	HIS	-	expression tag	UNP P74717
t	-12	SER	-	expression tag	UNP P74717
t	-11	SER	-	expression tag	UNP P74717
t	-10	SER	-	expression tag	UNP P74717
t	-9	ALA	-	expression tag	UNP P74717
t	-8	ALA	-	expression tag	UNP P74717
t	-7	LEU	-	expression tag	UNP P74717
t	-6	GLU	-	expression tag	UNP P74717
t	-5	VAL	-	expression tag	UNP P74717
t	-4	LEU	-	expression tag	UNP P74717
t	-3	PHE	-	expression tag	UNP P74717
t	-2	GLN	-	expression tag	UNP P74717
t	-1	GLY	-	expression tag	UNP P74717
t	0	PRO	-	expression tag	UNP P74717
u	-22	MET	-	initiating methionine	UNP P74717
u	-21	GLY	-	expression tag	UNP P74717
u	-20	SER	-	expression tag	UNP P74717
u	-19	SER	-	expression tag	UNP P74717
u	-18	HIS	-	expression tag	UNP P74717
u	-17	HIS	-	expression tag	UNP P74717
u	-16	HIS	-	expression tag	UNP P74717
u	-15	HIS	-	expression tag	UNP P74717
u	-14	HIS	-	expression tag	UNP P74717
u	-13	HIS	-	expression tag	UNP P74717
u	-12	SER	-	expression tag	UNP P74717
u	-11	SER	-	expression tag	UNP P74717

Continued on next page...

Continued from previous page...

Chain	Residue	Modelled	Actual	Comment	Reference
u	-10	SER	-	expression tag	UNP P74717
u	-9	ALA	-	expression tag	UNP P74717
u	-8	ALA	-	expression tag	UNP P74717
u	-7	LEU	-	expression tag	UNP P74717
u	-6	GLU	-	expression tag	UNP P74717
u	-5	VAL	-	expression tag	UNP P74717
u	-4	LEU	-	expression tag	UNP P74717
u	-3	PHE	-	expression tag	UNP P74717
u	-2	GLN	-	expression tag	UNP P74717
u	-1	GLY	-	expression tag	UNP P74717
u	0	PRO	-	expression tag	UNP P74717
v	-22	MET	-	initiating methionine	UNP P74717
v	-21	GLY	-	expression tag	UNP P74717
v	-20	SER	-	expression tag	UNP P74717
v	-19	SER	-	expression tag	UNP P74717
v	-18	HIS	-	expression tag	UNP P74717
v	-17	HIS	-	expression tag	UNP P74717
v	-16	HIS	-	expression tag	UNP P74717
v	-15	HIS	-	expression tag	UNP P74717
v	-14	HIS	-	expression tag	UNP P74717
v	-13	HIS	-	expression tag	UNP P74717
v	-12	SER	-	expression tag	UNP P74717
v	-11	SER	-	expression tag	UNP P74717
v	-10	SER	-	expression tag	UNP P74717
v	-9	ALA	-	expression tag	UNP P74717
v	-8	ALA	-	expression tag	UNP P74717
v	-7	LEU	-	expression tag	UNP P74717
v	-6	GLU	-	expression tag	UNP P74717
v	-5	VAL	-	expression tag	UNP P74717
v	-4	LEU	-	expression tag	UNP P74717
v	-3	PHE	-	expression tag	UNP P74717
v	-2	GLN	-	expression tag	UNP P74717
v	-1	GLY	-	expression tag	UNP P74717
v	0	PRO	-	expression tag	UNP P74717
w	-22	MET	-	initiating methionine	UNP P74717
w	-21	GLY	-	expression tag	UNP P74717
w	-20	SER	-	expression tag	UNP P74717
w	-19	SER	-	expression tag	UNP P74717
w	-18	HIS	-	expression tag	UNP P74717
w	-17	HIS	-	expression tag	UNP P74717
w	-16	HIS	-	expression tag	UNP P74717
w	-15	HIS	-	expression tag	UNP P74717

Continued on next page...

Continued from previous page...

Chain	Residue	Modelled	Actual	Comment	Reference
w	-14	HIS	-	expression tag	UNP P74717
w	-13	HIS	-	expression tag	UNP P74717
w	-12	SER	-	expression tag	UNP P74717
w	-11	SER	-	expression tag	UNP P74717
w	-10	SER	-	expression tag	UNP P74717
w	-9	ALA	-	expression tag	UNP P74717
w	-8	ALA	-	expression tag	UNP P74717
w	-7	LEU	-	expression tag	UNP P74717
w	-6	GLU	-	expression tag	UNP P74717
w	-5	VAL	-	expression tag	UNP P74717
w	-4	LEU	-	expression tag	UNP P74717
w	-3	PHE	-	expression tag	UNP P74717
w	-2	GLN	-	expression tag	UNP P74717
w	-1	GLY	-	expression tag	UNP P74717
w	0	PRO	-	expression tag	UNP P74717
x	-22	MET	-	initiating methionine	UNP P74717
x	-21	GLY	-	expression tag	UNP P74717
x	-20	SER	-	expression tag	UNP P74717
x	-19	SER	-	expression tag	UNP P74717
x	-18	HIS	-	expression tag	UNP P74717
x	-17	HIS	-	expression tag	UNP P74717
x	-16	HIS	-	expression tag	UNP P74717
x	-15	HIS	-	expression tag	UNP P74717
x	-14	HIS	-	expression tag	UNP P74717
x	-13	HIS	-	expression tag	UNP P74717
x	-12	SER	-	expression tag	UNP P74717
x	-11	SER	-	expression tag	UNP P74717
x	-10	SER	-	expression tag	UNP P74717
x	-9	ALA	-	expression tag	UNP P74717
x	-8	ALA	-	expression tag	UNP P74717
x	-7	LEU	-	expression tag	UNP P74717
x	-6	GLU	-	expression tag	UNP P74717
x	-5	VAL	-	expression tag	UNP P74717
x	-4	LEU	-	expression tag	UNP P74717
x	-3	PHE	-	expression tag	UNP P74717
x	-2	GLN	-	expression tag	UNP P74717
x	-1	GLY	-	expression tag	UNP P74717
x	0	PRO	-	expression tag	UNP P74717
y	-22	MET	-	initiating methionine	UNP P74717
y	-21	GLY	-	expression tag	UNP P74717
y	-20	SER	-	expression tag	UNP P74717
y	-19	SER	-	expression tag	UNP P74717

Continued on next page...

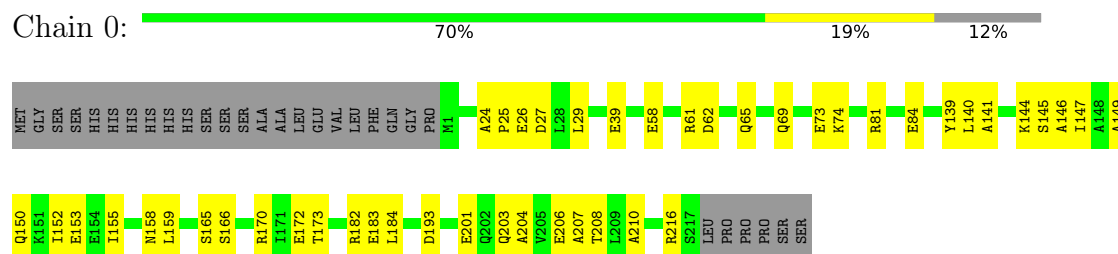
Continued from previous page...

Chain	Residue	Modelled	Actual	Comment	Reference
y	-18	HIS	-	expression tag	UNP P74717
y	-17	HIS	-	expression tag	UNP P74717
y	-16	HIS	-	expression tag	UNP P74717
y	-15	HIS	-	expression tag	UNP P74717
y	-14	HIS	-	expression tag	UNP P74717
y	-13	HIS	-	expression tag	UNP P74717
y	-12	SER	-	expression tag	UNP P74717
y	-11	SER	-	expression tag	UNP P74717
y	-10	SER	-	expression tag	UNP P74717
y	-9	ALA	-	expression tag	UNP P74717
y	-8	ALA	-	expression tag	UNP P74717
y	-7	LEU	-	expression tag	UNP P74717
y	-6	GLU	-	expression tag	UNP P74717
y	-5	VAL	-	expression tag	UNP P74717
y	-4	LEU	-	expression tag	UNP P74717
y	-3	PHE	-	expression tag	UNP P74717
y	-2	GLN	-	expression tag	UNP P74717
y	-1	GLY	-	expression tag	UNP P74717
y	0	PRO	-	expression tag	UNP P74717
z	-22	MET	-	initiating methionine	UNP P74717
z	-21	GLY	-	expression tag	UNP P74717
z	-20	SER	-	expression tag	UNP P74717
z	-19	SER	-	expression tag	UNP P74717
z	-18	HIS	-	expression tag	UNP P74717
z	-17	HIS	-	expression tag	UNP P74717
z	-16	HIS	-	expression tag	UNP P74717
z	-15	HIS	-	expression tag	UNP P74717
z	-14	HIS	-	expression tag	UNP P74717
z	-13	HIS	-	expression tag	UNP P74717
z	-12	SER	-	expression tag	UNP P74717
z	-11	SER	-	expression tag	UNP P74717
z	-10	SER	-	expression tag	UNP P74717
z	-9	ALA	-	expression tag	UNP P74717
z	-8	ALA	-	expression tag	UNP P74717
z	-7	LEU	-	expression tag	UNP P74717
z	-6	GLU	-	expression tag	UNP P74717
z	-5	VAL	-	expression tag	UNP P74717
z	-4	LEU	-	expression tag	UNP P74717
z	-3	PHE	-	expression tag	UNP P74717
z	-2	GLN	-	expression tag	UNP P74717
z	-1	GLY	-	expression tag	UNP P74717
z	0	PRO	-	expression tag	UNP P74717

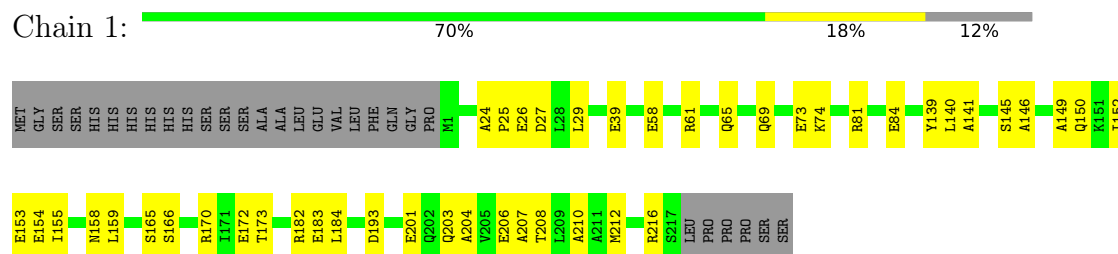
3 Residue-property plots [i](#)

These plots are drawn for all protein, RNA, DNA and oligosaccharide chains in the entry. The first graphic for a chain summarises the proportions of the various outlier classes displayed in the second graphic. The second graphic shows the sequence view annotated by issues in geometry. Residues are color-coded according to the number of geometric quality criteria for which they contain at least one outlier: green = 0, yellow = 1, orange = 2 and red = 3 or more. Stretches of 2 or more consecutive residues without any outlier are shown as a green connector. Residues present in the sample, but not in the model, are shown in grey.

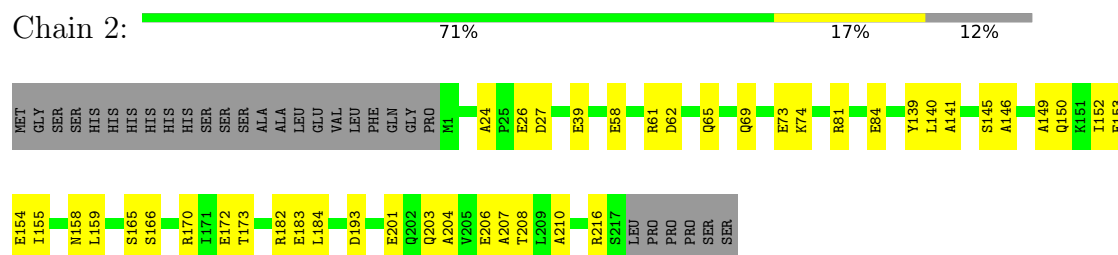
- Molecule 1: Chloroplast membrane-associated 30 kD protein



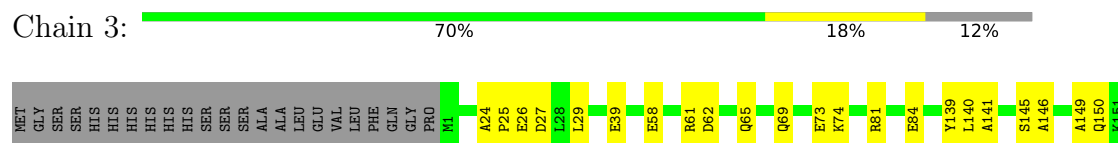
- Molecule 1: Chloroplast membrane-associated 30 kD protein



- Molecule 1: Chloroplast membrane-associated 30 kD protein



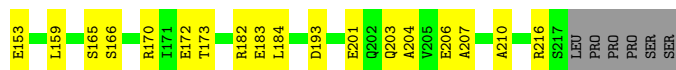
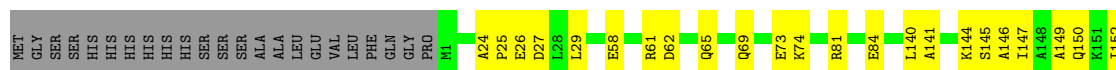
- Molecule 1: Chloroplast membrane-associated 30 kD protein





- Molecule 1: Chloroplast membrane-associated 30 kD protein

Chain 4: 72% 17% 12%



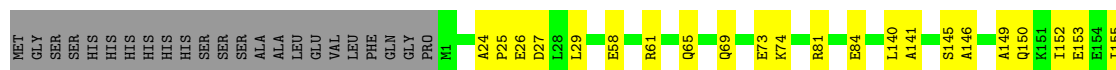
- Molecule 1: Chloroplast membrane-associated 30 kD protein

Chain 5: 71% 17% 12%



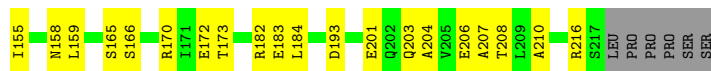
- Molecule 1: Chloroplast membrane-associated 30 kD protein

Chain 6: 71% 17% 12%



- Molecule 1: Chloroplast membrane-associated 30 kD protein

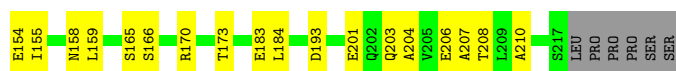
Chain 7: 71% 17% 12%



- Molecule 1: Chloroplast membrane-associated 30 kD protein

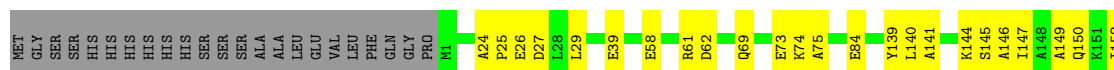
Chain A: 72% 17% 12%





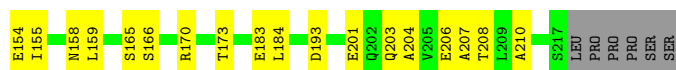
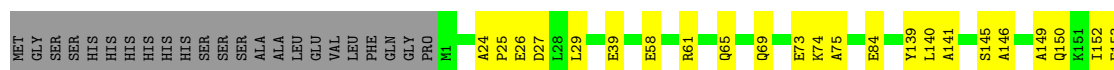
- Molecule 1: Chloroplast membrane-associated 30 kD protein

Chain B: 71% 17% 12%



- Molecule 1: Chloroplast membrane-associated 30 kD protein

Chain C: 72% 17% 12%



- Molecule 1: Chloroplast membrane-associated 30 kD protein

Chain D: 71% 17% 12%




- Molecule 1: Chloroplast membrane-associated 30 kD protein

Chain E: 71% 17% 12%



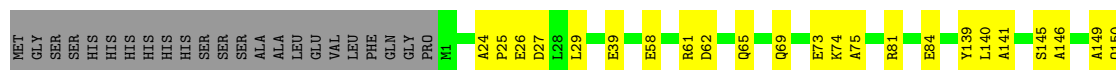
- Molecule 1: Chloroplast membrane-associated 30 kD protein

Chain F: 70% 19% 12%

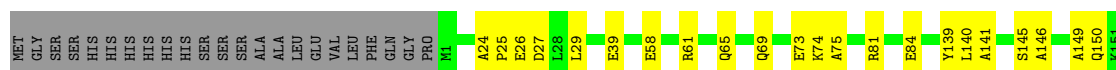




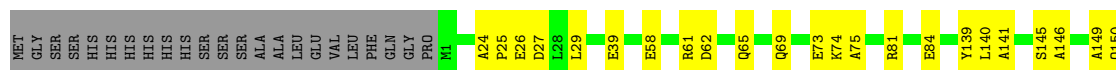
- Molecule 1: Chloroplast membrane-associated 30 kD protein



- Molecule 1: Chloroplast membrane-associated 30 kD protein



- Molecule 1: Chloroplast membrane-associated 30 kD protein



- Molecule 1: Chloroplast membrane-associated 30 kD protein



- Molecule 1: Chloroplast membrane-associated 30 kD protein





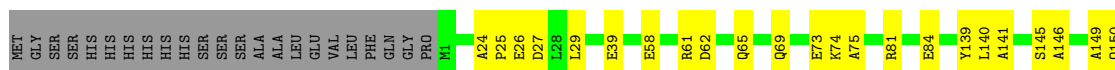
- Molecule 1: Chloroplast membrane-associated 30 kD protein



- Molecule 1: Chloroplast membrane-associated 30 kD protein




- Molecule 1: Chloroplast membrane-associated 30 kD protein



- Molecule 1: Chloroplast membrane-associated 30 kD protein



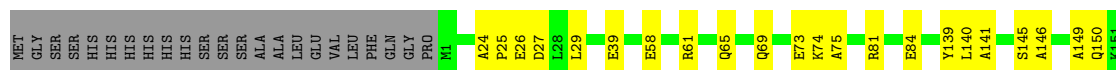
- Molecule 1: Chloroplast membrane-associated 30 kD protein





- Molecule 1: Chloroplast membrane-associated 30 kD protein

Chain Q: 70% 19% 12%



- Molecule 1: Chloroplast membrane-associated 30 kD protein

Chain R: 69% 19% 12%



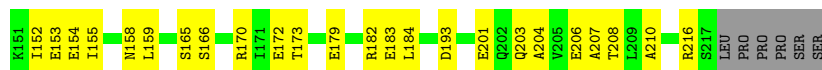
- Molecule 1: Chloroplast membrane-associated 30 kD protein

Chain S: 70% 19% 12%



- Molecule 1: Chloroplast membrane-associated 30 kD protein

Chain T: 69% 19% 12%



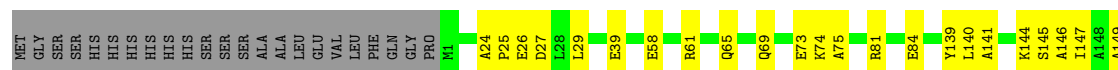
- Molecule 1: Chloroplast membrane-associated 30 kD protein

Chain U: 70% 19% 12%

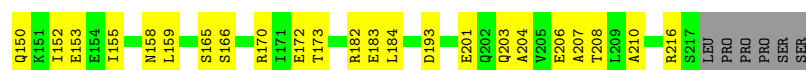
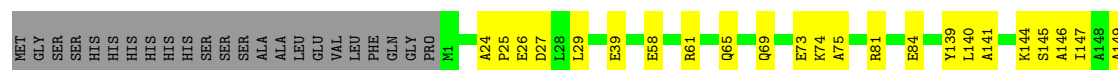




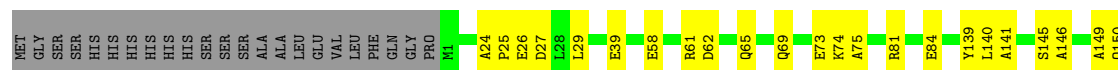
- Molecule 1: Chloroplast membrane-associated 30 kD protein



- Molecule 1: Chloroplast membrane-associated 30 kD protein



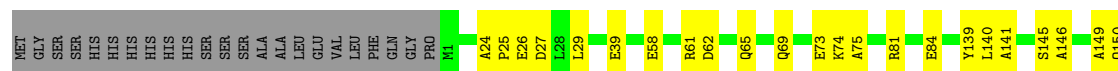
- Molecule 1: Chloroplast membrane-associated 30 kD protein



- Molecule 1: Chloroplast membrane-associated 30 kD protein



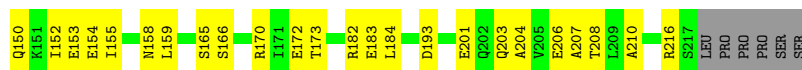
- Molecule 1: Chloroplast membrane-associated 30 kD protein





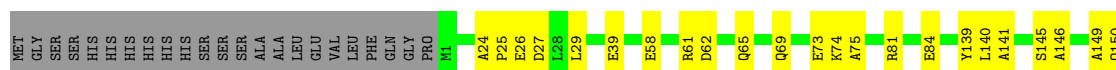
- Molecule 1: Chloroplast membrane-associated 30 kD protein

Chain a: 69% 19% 12%



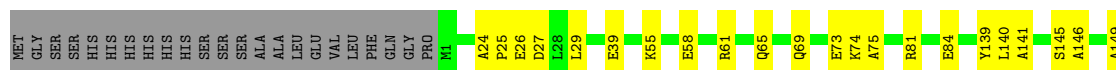
- Molecule 1: Chloroplast membrane-associated 30 kD protein

Chain b: 70% 18% 12%



- Molecule 1: Chloroplast membrane-associated 30 kD protein

Chain c: 69% 19% 12%



- Molecule 1: Chloroplast membrane-associated 30 kD protein

Chain d: 71% 17% 12%



- Molecule 1: Chloroplast membrane-associated 30 kD protein

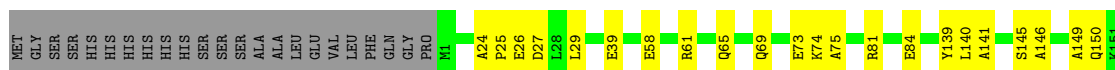
Chain e: 70% 19% 12%





- Molecule 1: Chloroplast membrane-associated 30 kD protein

Chain f: 70% 19% 12%



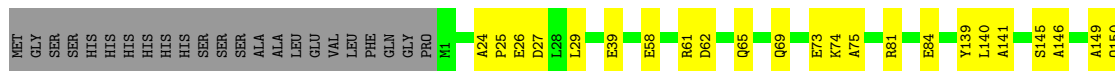
- Molecule 1: Chloroplast membrane-associated 30 kD protein

Chain g: 70% 18% 12%



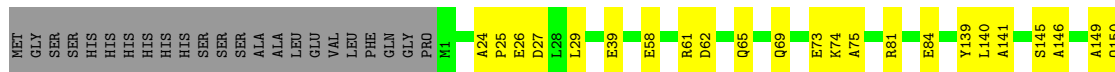
- Molecule 1: Chloroplast membrane-associated 30 kD protein

Chain h: 70% 18% 12%



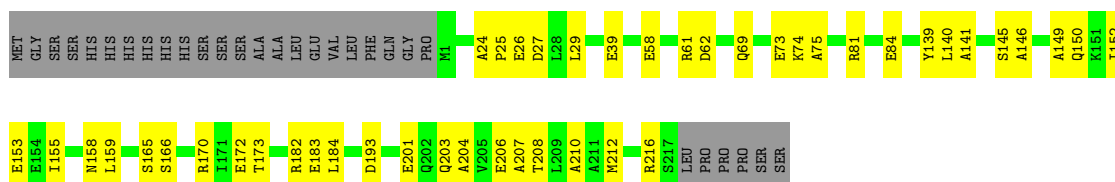
- Molecule 1: Chloroplast membrane-associated 30 kD protein

Chain i: 70% 18% 12%



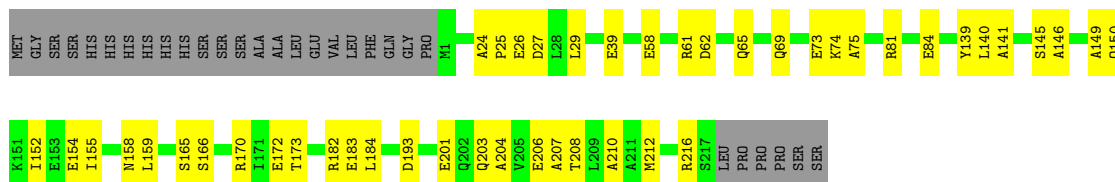
- Molecule 1: Chloroplast membrane-associated 30 kD protein

Chain j: 70% 18% 12%



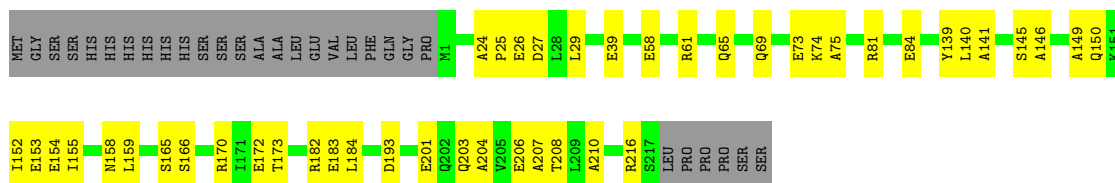
- Molecule 1: Chloroplast membrane-associated 30 kD protein

Chain k: 70% 19% 12%



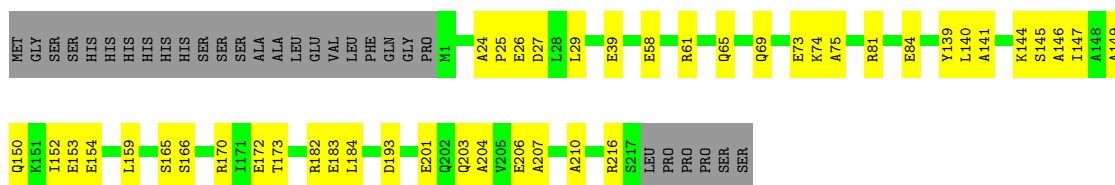
- Molecule 1: Chloroplast membrane-associated 30 kD protein

Chain l: 70% 18% 12%



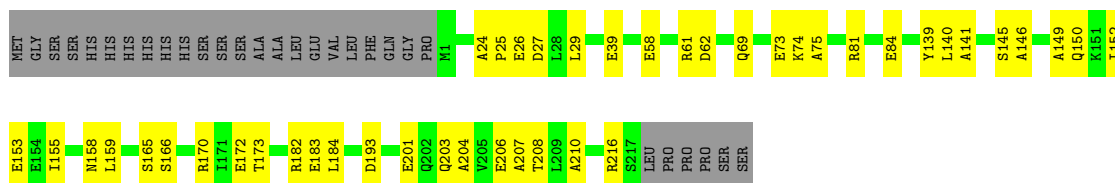
- Molecule 1: Chloroplast membrane-associated 30 kD protein

Chain m: 70% 18% 12%



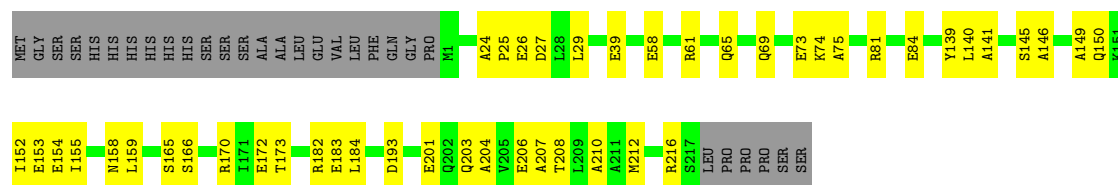
- Molecule 1: Chloroplast membrane-associated 30 kD protein

Chain n: 70% 18% 12%

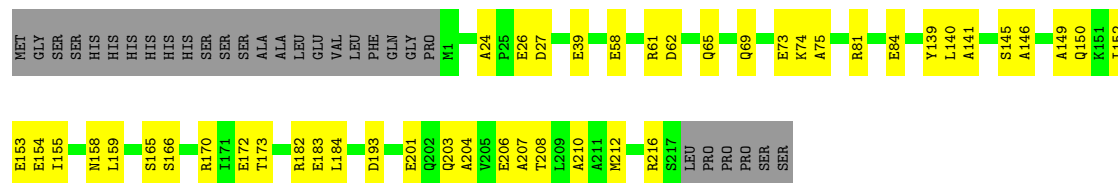


- Molecule 1: Chloroplast membrane-associated 30 kD protein

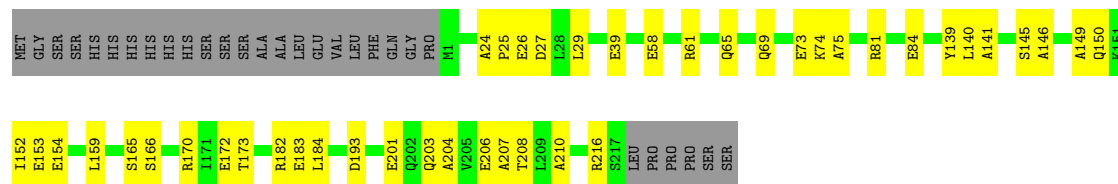
Chain o: 70% 19% 12%



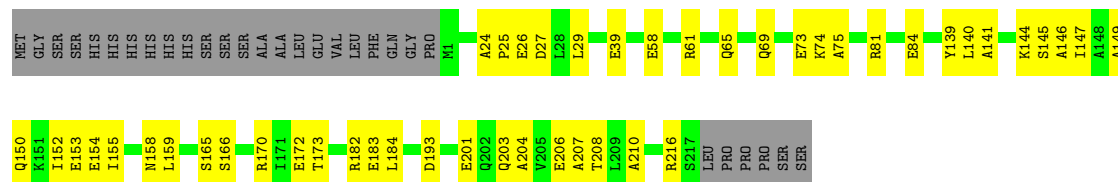
- Molecule 1: Chloroplast membrane-associated 30 kD protein



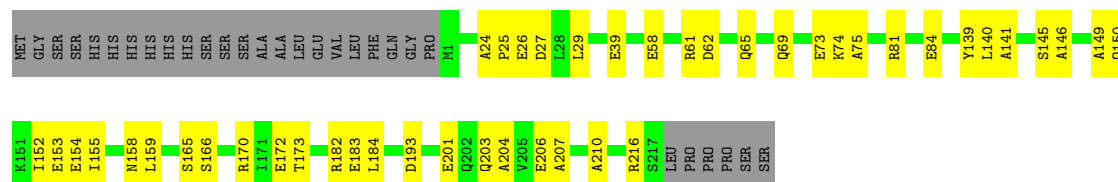
- Molecule 1: Chloroplast membrane-associated 30 kD protein



- Molecule 1: Chloroplast membrane-associated 30 kD protein

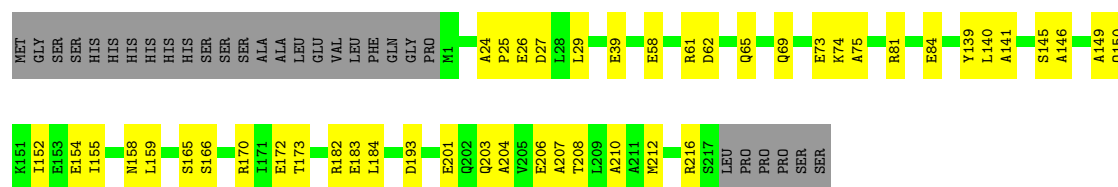


- Molecule 1: Chloroplast membrane-associated 30 kD protein



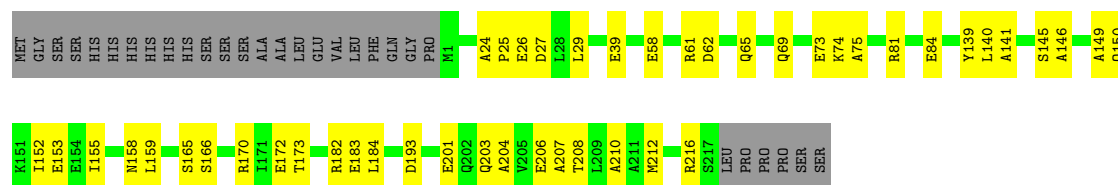
- Molecule 1: Chloroplast membrane-associated 30 kD protein

Chain t:  70% 19% 12%



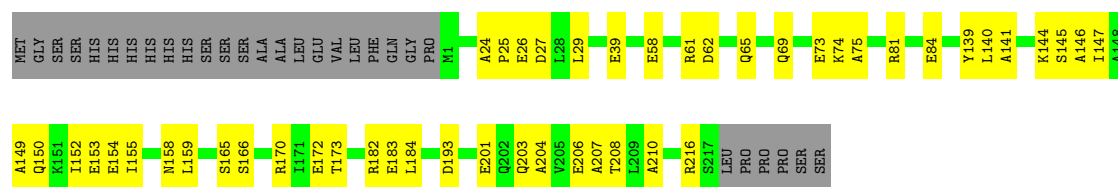
- Molecule 1: Chloroplast membrane-associated 30 kD protein

Chain u:  70% 19% 12%



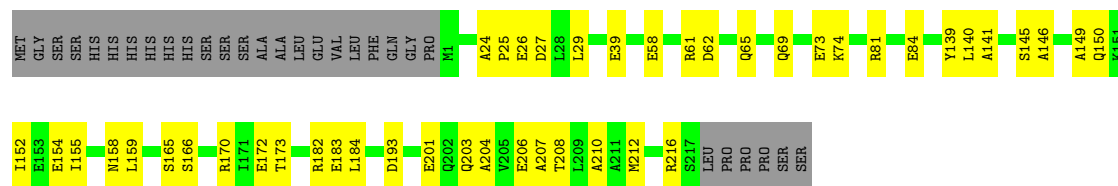
- Molecule 1: Chloroplast membrane-associated 30 kD protein

Chain v:  69% 20% 12%



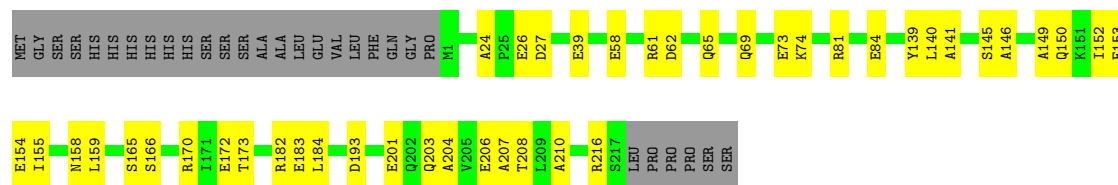
- Molecule 1: Chloroplast membrane-associated 30 kD protein

Chain w:  70% 18% 12%



- Molecule 1: Chloroplast membrane-associated 30 kD protein

Chain x:  71% 17% 12%



- Molecule 1: Chloroplast membrane-associated 30 kD protein

E153	E154	I155	N158	L159	S165	S166	R170	T171	E172	T173	R182	E183	L184	D193	E201	C202	C203	A204	V205	E206	A207	T208	L209	A210	R216	S217	L218	PRO	PRO	PRO	PRO	PRO	PRO	PRO											
MET	GLY	SER	SER	HIS	HIS	HIS	HIS	HIS	SER	SER	ALA	ALA	LEU	GLU	VAL	LEU	PHE	GLN	GLY	PRO	K1	A24	P25	E26	D27	L28	L29	E39	E58	R61	Q65	Q69	E73	K74	R81	E84	Y139	L140	A141	S145	A146	A149	Q150	X151	F152

- Chain z: 70% 18% 12%

I152	I153	E154	I155		I158	I159		S165	S166	R170	I171	E172	T173		R182	E183	L184		D193	E201	Z202	Q203	A204	V205	E206	A207		A210	R216	S217	L218	P219	P220	P221	P222	P223	P224	P225	P226	P227	P228	P229	P230	P231	P232	P233	P234	P235	P236	P237	P238	P239	P240	P241	P242	P243	P244	P245	P246	P247	P248	P249	P250	P251	P252	P253	P254	P255	P256	P257	P258	P259	P260	P261	P262	P263	P264	P265	P266	P267	P268	P269	P270	P271	P272	P273	P274	P275	P276	P277	P278	P279	P280	P281	P282	P283	P284	P285	P286	P287	P288	P289	P290	P291	P292	P293	P294	P295	P296	P297	P298	P299	P300	P301	P302	P303	P304	P305	P306	P307	P308	P309	P310	P311	P312	P313	P314	P315	P316	P317	P318	P319	P320	P321	P322	P323	P324	P325	P326	P327	P328	P329	P330	P331	P332	P333	P334	P335	P336	P337	P338	P339	P340	P341	P342	P343	P344	P345	P346	P347	P348	P349	P350	P351	P352	P353	P354	P355	P356	P357	P358	P359	P360	P361	P362	P363	P364	P365	P366	P367	P368	P369	P370	P371	P372	P373	P374	P375	P376	P377	P378	P379	P380	P381	P382	P383	P384	P385	P386	P387	P388	P389	P390	P391	P392	P393	P394	P395	P396	P397	P398	P399	P400	P401	P402	P403	P404	P405	P406	P407	P408	P409	P410	P411	P412	P413	P414	P415	P416	P417	P418	P419	P420	P421	P422	P423	P424	P425	P426	P427	P428	P429	P430	P431	P432	P433	P434	P435	P436	P437	P438	P439	P440	P441	P442	P443	P444	P445	P446	P447	P448	P449	P450	P451	P452	P453	P454	P455	P456	P457	P458	P459	P460	P461	P462	P463	P464	P465	P466	P467	P468	P469	P470	P471	P472	P473	P474	P475	P476	P477	P478	P479	P480	P481	P482	P483	P484	P485	P486	P487	P488	P489	P490	P491	P492	P493	P494	P495	P496	P497	P498	P499	P500	P501	P502	P503	P504	P505	P506	P507	P508	P509	P510	P511	P512	P513	P514	P515	P516	P517	P518	P519	P520	P521	P522	P523	P524	P525	P526	P527	P528	P529	P530	P531	P532	P533	P534	P535	P536	P537	P538	P539	P540	P541	P542	P543	P544	P545	P546	P547	P548	P549	P550	P551	P552	P553	P554	P555	P556	P557	P558	P559	P560	P561	P562	P563	P564	P565	P566	P567	P568	P569	P570	P571	P572	P573	P574	P575	P576	P577	P578	P579	P580	P581	P582	P583	P584	P585	P586	P587	P588	P589	P590	P591	P592	P593	P594	P595	P596	P597	P598	P599	P600	P601	P602	P603	P604	P605	P606	P607	P608	P609	P610	P611	P612	P613	P614	P615	P616	P617	P618	P619	P620	P621	P622	P623	P624	P625	P626	P627	P628	P629	P630	P631	P632	P633	P634	P635	P636	P637	P638	P639	P640	P641	P642	P643	P644	P645	P646	P647	P648	P649	P650	P651	P652	P653	P654	P655	P656	P657	P658	P659	P660	P661	P662	P663	P664	P665	P666	P667	P668	P669	P670	P671	P672	P673	P674	P675	P676	P677	P678	P679	P680	P681	P682	P683	P684	P685	P686	P687	P688	P689	P690	P691	P692	P693	P694	P695	P696	P697	P698	P699	P7
------	------	------	------	--	------	------	--	------	------	------	------	------	------	--	------	------	------	--	------	------	------	------	------	------	------	------	--	------	------	------	------	------	------	------	------	------	------	------	------	------	------	------	------	------	------	------	------	------	------	------	------	------	------	------	------	------	------	------	------	------	------	------	------	------	------	------	------	------	------	------	------	------	------	------	------	------	------	------	------	------	------	------	------	------	------	------	------	------	------	------	------	------	------	------	------	------	------	------	------	------	------	------	------	------	------	------	------	------	------	------	------	------	------	------	------	------	------	------	------	------	------	------	------	------	------	------	------	------	------	------	------	------	------	------	------	------	------	------	------	------	------	------	------	------	------	------	------	------	------	------	------	------	------	------	------	------	------	------	------	------	------	------	------	------	------	------	------	------	------	------	------	------	------	------	------	------	------	------	------	------	------	------	------	------	------	------	------	------	------	------	------	------	------	------	------	------	------	------	------	------	------	------	------	------	------	------	------	------	------	------	------	------	------	------	------	------	------	------	------	------	------	------	------	------	------	------	------	------	------	------	------	------	------	------	------	------	------	------	------	------	------	------	------	------	------	------	------	------	------	------	------	------	------	------	------	------	------	------	------	------	------	------	------	------	------	------	------	------	------	------	------	------	------	------	------	------	------	------	------	------	------	------	------	------	------	------	------	------	------	------	------	------	------	------	------	------	------	------	------	------	------	------	------	------	------	------	------	------	------	------	------	------	------	------	------	------	------	------	------	------	------	------	------	------	------	------	------	------	------	------	------	------	------	------	------	------	------	------	------	------	------	------	------	------	------	------	------	------	------	------	------	------	------	------	------	------	------	------	------	------	------	------	------	------	------	------	------	------	------	------	------	------	------	------	------	------	------	------	------	------	------	------	------	------	------	------	------	------	------	------	------	------	------	------	------	------	------	------	------	------	------	------	------	------	------	------	------	------	------	------	------	------	------	------	------	------	------	------	------	------	------	------	------	------	------	------	------	------	------	------	------	------	------	------	------	------	------	------	------	------	------	------	------	------	------	------	------	------	------	------	------	------	------	------	------	------	------	------	------	------	------	------	------	------	------	------	------	------	------	------	------	------	------	------	------	------	------	------	------	------	------	------	------	------	------	------	------	------	------	------	------	------	------	------	------	------	------	------	------	------	------	------	------	------	------	------	------	------	------	------	------	------	----

4 Experimental information

Property	Value	Source
EM reconstruction method	HELICAL	Depositor
Imposed symmetry	HELICAL, twist=-85.0°, rise=1.61 Å, axial sym=C1	Depositor
Number of segments used	72098	Depositor
Resolution determination method	FSC 0.143 CUT-OFF	Depositor
CTF correction method	PHASE FLIPPING AND AMPLITUDE CORRECTION	Depositor
Microscope	FEI TALOS ARCTICA	Depositor
Voltage (kV)	200	Depositor
Electron dose ($e^-/\text{\AA}^2$)	44	Depositor
Minimum defocus (nm)	1000	Depositor
Maximum defocus (nm)	3500	Depositor
Magnification	Not provided	
Image detector	GATAN K3 BIOQUANTUM (6k x 4k)	Depositor

5 Model quality [i](#)

5.1 Standard geometry [i](#)

The Z score for a bond length (or angle) is the number of standard deviations the observed value is removed from the expected value. A bond length (or angle) with $|Z| > 5$ is considered an outlier worth inspection. RMSZ is the root-mean-square of all Z scores of the bond lengths (or angles).

Mol	Chain	Bond lengths		Bond angles	
		RMSZ	$\# Z > 5$	RMSZ	$\# Z > 5$
1	0	0.10	0/1779	0.28	0/2388
1	1	0.10	0/1779	0.28	0/2388
1	2	0.10	0/1779	0.28	0/2388
1	3	0.10	0/1779	0.28	0/2388
1	4	0.10	0/1779	0.28	0/2388
1	5	0.10	0/1779	0.28	0/2388
1	6	0.10	0/1779	0.28	0/2388
1	7	0.10	0/1779	0.28	0/2388
1	A	0.10	0/1779	0.28	0/2388
1	B	0.10	0/1779	0.28	0/2388
1	C	0.10	0/1779	0.28	0/2388
1	D	0.10	0/1779	0.28	0/2388
1	E	0.10	0/1779	0.28	0/2388
1	F	0.10	0/1779	0.28	0/2388
1	G	0.10	0/1779	0.28	0/2388
1	H	0.10	0/1779	0.28	0/2388
1	I	0.10	0/1779	0.28	0/2388
1	J	0.10	0/1779	0.28	0/2388
1	K	0.10	0/1779	0.28	0/2388
1	L	0.10	0/1779	0.28	0/2388
1	M	0.10	0/1779	0.28	0/2388
1	N	0.10	0/1779	0.28	0/2388
1	O	0.10	0/1779	0.28	0/2388
1	P	0.10	0/1779	0.28	0/2388
1	Q	0.10	0/1779	0.28	0/2388
1	R	0.10	0/1779	0.28	0/2388
1	S	0.10	0/1779	0.28	0/2388
1	T	0.10	0/1779	0.28	0/2388
1	U	0.10	0/1779	0.28	0/2388
1	V	0.10	0/1779	0.28	0/2388
1	W	0.10	0/1779	0.28	0/2388
1	X	0.10	0/1779	0.28	0/2388
1	Y	0.10	0/1779	0.28	0/2388
1	Z	0.10	0/1779	0.28	0/2388

Mol	Chain	Bond lengths		Bond angles	
		RMSZ	# Z >5	RMSZ	# Z >5
1	a	0.10	0/1779	0.28	0/2388
1	b	0.10	0/1779	0.28	0/2388
1	c	0.10	0/1779	0.28	0/2388
1	d	0.10	0/1779	0.28	0/2388
1	e	0.10	0/1779	0.28	0/2388
1	f	0.10	0/1779	0.28	0/2388
1	g	0.10	0/1779	0.28	0/2388
1	h	0.10	0/1779	0.28	0/2388
1	i	0.10	0/1779	0.28	0/2388
1	j	0.10	0/1779	0.28	0/2388
1	k	0.10	0/1779	0.28	0/2388
1	l	0.10	0/1779	0.28	0/2388
1	m	0.10	0/1779	0.28	0/2388
1	n	0.10	0/1779	0.28	0/2388
1	o	0.10	0/1779	0.28	0/2388
1	p	0.10	0/1779	0.28	0/2388
1	q	0.10	0/1779	0.28	0/2388
1	r	0.10	0/1779	0.28	0/2388
1	s	0.10	0/1779	0.28	0/2388
1	t	0.10	0/1779	0.28	0/2388
1	u	0.10	0/1779	0.28	0/2388
1	v	0.10	0/1779	0.28	0/2388
1	w	0.10	0/1779	0.28	0/2388
1	x	0.10	0/1779	0.28	0/2388
1	y	0.10	0/1779	0.28	0/2388
1	z	0.10	0/1779	0.28	0/2388
All	All	0.10	0/106740	0.28	0/143280

There are no bond length outliers.

There are no bond angle outliers.

There are no chirality outliers.

There are no planarity outliers.

5.2 Too-close contacts ⓘ

In the following table, the Non-H and H(model) columns list the number of non-hydrogen atoms and hydrogen atoms in the chain respectively. The H(added) column lists the number of hydrogen atoms added and optimized by MolProbity. The Clashes column lists the number of clashes within the asymmetric unit, whereas Symm-Clashes lists symmetry-related clashes.

Mol	Chain	Non-H	H(model)	H(added)	Clashes	Symm-Clashes
1	0	1759	1788	1790	37	0
1	1	1759	1788	1790	37	0
1	2	1759	1788	1790	36	0
1	3	1759	1788	1790	35	0
1	4	1759	1788	1790	30	0
1	5	1759	1788	1790	31	0
1	6	1759	1788	1790	31	0
1	7	1759	1788	1790	32	0
1	A	1759	1788	1790	31	0
1	B	1759	1788	1790	31	0
1	C	1759	1788	1790	31	0
1	D	1759	1788	1790	32	0
1	E	1759	1788	1790	35	0
1	F	1759	1788	1790	37	0
1	G	1759	1788	1790	36	0
1	H	1759	1788	1790	36	0
1	I	1759	1788	1790	34	0
1	J	1759	1788	1790	36	0
1	K	1759	1788	1790	37	0
1	L	1759	1788	1790	36	0
1	M	1759	1788	1790	35	0
1	N	1759	1788	1790	40	0
1	O	1759	1788	1790	37	0
1	P	1759	1788	1790	38	0
1	Q	1759	1788	1790	38	0
1	R	1759	1788	1790	39	0
1	S	1759	1788	1790	38	0
1	T	1759	1788	1790	39	0
1	U	1759	1788	1790	38	0
1	V	1759	1788	1790	37	0
1	W	1759	1788	1790	37	0
1	X	1759	1788	1790	39	0
1	Y	1759	1788	1790	36	0
1	Z	1759	1788	1790	38	0
1	a	1759	1788	1790	38	0
1	b	1759	1788	1790	37	0
1	c	1759	1788	1790	39	0
1	d	1759	1788	1790	35	0
1	e	1759	1788	1790	38	0
1	f	1759	1788	1790	38	0
1	g	1759	1788	1790	36	0
1	h	1759	1788	1790	37	0
1	i	1759	1788	1790	37	0

Continued on next page...

Continued from previous page...

Mol	Chain	Non-H	H(model)	H(added)	Clashes	Symm-Clashes
1	j	1759	1788	1790	37	0
1	k	1759	1788	1790	38	0
1	l	1759	1788	1790	37	0
1	m	1759	1788	1790	36	0
1	n	1759	1788	1790	36	0
1	o	1759	1788	1790	38	0
1	p	1759	1788	1790	38	0
1	q	1759	1788	1790	36	0
1	r	1759	1788	1790	38	0
1	s	1759	1788	1790	37	0
1	t	1759	1788	1790	38	0
1	u	1759	1788	1790	38	0
1	v	1759	1788	1790	39	0
1	w	1759	1788	1790	37	0
1	x	1759	1788	1790	36	0
1	y	1759	1788	1790	35	0
1	z	1759	1788	1790	36	0
All	All	105540	107280	107400	1845	0

The all-atom clashscore is defined as the number of clashes found per 1000 atoms (including hydrogen atoms). The all-atom clashscore for this structure is 9.

The worst 5 of 1845 close contacts within the same asymmetric unit are listed below, sorted by their clash magnitude.

Atom-1	Atom-2	Interatomic distance (Å)	Clash overlap (Å)
1:R:75:ALA:O	1:d:216:ARG:NH1	2.01	0.93
1:P:75:ALA:O	1:b:216:ARG:NH1	2.03	0.92
1:B:75:ALA:O	1:N:216:ARG:NH1	2.04	0.91
1:X:75:ALA:O	1:j:216:ARG:NH1	2.04	0.91
1:a:75:ALA:O	1:m:216:ARG:NH1	2.04	0.91

There are no symmetry-related clashes.

5.3 Torsion angles [i](#)

5.3.1 Protein backbone [i](#)

In the following table, the Percentiles column shows the percent Ramachandran outliers of the chain as a percentile score with respect to all PDB entries followed by that with respect to all EM entries.

The Analysed column shows the number of residues for which the backbone conformation was analysed, and the total number of residues.

Mol	Chain	Analysed	Favoured	Allowed	Outliers	Percentiles	
1	0	215/246 (87%)	211 (98%)	4 (2%)	0	100	100
1	1	215/246 (87%)	211 (98%)	4 (2%)	0	100	100
1	2	215/246 (87%)	211 (98%)	4 (2%)	0	100	100
1	3	215/246 (87%)	211 (98%)	4 (2%)	0	100	100
1	4	215/246 (87%)	211 (98%)	4 (2%)	0	100	100
1	5	215/246 (87%)	211 (98%)	4 (2%)	0	100	100
1	6	215/246 (87%)	211 (98%)	4 (2%)	0	100	100
1	7	215/246 (87%)	211 (98%)	4 (2%)	0	100	100
1	A	215/246 (87%)	211 (98%)	4 (2%)	0	100	100
1	B	215/246 (87%)	211 (98%)	4 (2%)	0	100	100
1	C	215/246 (87%)	211 (98%)	4 (2%)	0	100	100
1	D	215/246 (87%)	211 (98%)	4 (2%)	0	100	100
1	E	215/246 (87%)	211 (98%)	4 (2%)	0	100	100
1	F	215/246 (87%)	211 (98%)	4 (2%)	0	100	100
1	G	215/246 (87%)	211 (98%)	4 (2%)	0	100	100
1	H	215/246 (87%)	211 (98%)	4 (2%)	0	100	100
1	I	215/246 (87%)	211 (98%)	4 (2%)	0	100	100
1	J	215/246 (87%)	211 (98%)	4 (2%)	0	100	100
1	K	215/246 (87%)	211 (98%)	4 (2%)	0	100	100
1	L	215/246 (87%)	211 (98%)	4 (2%)	0	100	100
1	M	215/246 (87%)	211 (98%)	4 (2%)	0	100	100
1	N	215/246 (87%)	211 (98%)	4 (2%)	0	100	100
1	O	215/246 (87%)	211 (98%)	4 (2%)	0	100	100
1	P	215/246 (87%)	211 (98%)	4 (2%)	0	100	100
1	Q	215/246 (87%)	211 (98%)	4 (2%)	0	100	100
1	R	215/246 (87%)	211 (98%)	4 (2%)	0	100	100
1	S	215/246 (87%)	211 (98%)	4 (2%)	0	100	100
1	T	215/246 (87%)	211 (98%)	4 (2%)	0	100	100
1	U	215/246 (87%)	211 (98%)	4 (2%)	0	100	100
1	V	215/246 (87%)	211 (98%)	4 (2%)	0	100	100

Continued on next page...

Continued from previous page...

Mol	Chain	Analysed	Favoured	Allowed	Outliers	Percentiles	
1	W	215/246 (87%)	211 (98%)	4 (2%)	0	100	100
1	X	215/246 (87%)	211 (98%)	4 (2%)	0	100	100
1	Y	215/246 (87%)	211 (98%)	4 (2%)	0	100	100
1	Z	215/246 (87%)	211 (98%)	4 (2%)	0	100	100
1	a	215/246 (87%)	211 (98%)	4 (2%)	0	100	100
1	b	215/246 (87%)	211 (98%)	4 (2%)	0	100	100
1	c	215/246 (87%)	211 (98%)	4 (2%)	0	100	100
1	d	215/246 (87%)	211 (98%)	4 (2%)	0	100	100
1	e	215/246 (87%)	211 (98%)	4 (2%)	0	100	100
1	f	215/246 (87%)	211 (98%)	4 (2%)	0	100	100
1	g	215/246 (87%)	211 (98%)	4 (2%)	0	100	100
1	h	215/246 (87%)	211 (98%)	4 (2%)	0	100	100
1	i	215/246 (87%)	211 (98%)	4 (2%)	0	100	100
1	j	215/246 (87%)	211 (98%)	4 (2%)	0	100	100
1	k	215/246 (87%)	211 (98%)	4 (2%)	0	100	100
1	l	215/246 (87%)	211 (98%)	4 (2%)	0	100	100
1	m	215/246 (87%)	211 (98%)	4 (2%)	0	100	100
1	n	215/246 (87%)	211 (98%)	4 (2%)	0	100	100
1	o	215/246 (87%)	211 (98%)	4 (2%)	0	100	100
1	p	215/246 (87%)	211 (98%)	4 (2%)	0	100	100
1	q	215/246 (87%)	211 (98%)	4 (2%)	0	100	100
1	r	215/246 (87%)	211 (98%)	4 (2%)	0	100	100
1	s	215/246 (87%)	211 (98%)	4 (2%)	0	100	100
1	t	215/246 (87%)	211 (98%)	4 (2%)	0	100	100
1	u	215/246 (87%)	211 (98%)	4 (2%)	0	100	100
1	v	215/246 (87%)	211 (98%)	4 (2%)	0	100	100
1	w	215/246 (87%)	211 (98%)	4 (2%)	0	100	100
1	x	215/246 (87%)	211 (98%)	4 (2%)	0	100	100
1	y	215/246 (87%)	211 (98%)	4 (2%)	0	100	100
1	z	215/246 (87%)	211 (98%)	4 (2%)	0	100	100
All	All	12900/14760 (87%)	12660 (98%)	240 (2%)	0	100	100

There are no Ramachandran outliers to report.

5.3.2 Protein sidechains ⓘ

In the following table, the Percentiles column shows the percent sidechain outliers of the chain as a percentile score with respect to all PDB entries followed by that with respect to all EM entries.

The Analysed column shows the number of residues for which the sidechain conformation was analysed, and the total number of residues.

Mol	Chain	Analysed	Rotameric	Outliers	Percentiles	
1	0	183/208 (88%)	182 (100%)	1 (0%)	86	89
1	1	183/208 (88%)	182 (100%)	1 (0%)	86	89
1	2	183/208 (88%)	182 (100%)	1 (0%)	86	89
1	3	183/208 (88%)	182 (100%)	1 (0%)	86	89
1	4	183/208 (88%)	182 (100%)	1 (0%)	86	89
1	5	183/208 (88%)	182 (100%)	1 (0%)	86	89
1	6	183/208 (88%)	182 (100%)	1 (0%)	86	89
1	7	183/208 (88%)	182 (100%)	1 (0%)	86	89
1	A	183/208 (88%)	182 (100%)	1 (0%)	86	89
1	B	183/208 (88%)	182 (100%)	1 (0%)	86	89
1	C	183/208 (88%)	182 (100%)	1 (0%)	86	89
1	D	183/208 (88%)	182 (100%)	1 (0%)	86	89
1	E	183/208 (88%)	182 (100%)	1 (0%)	86	89
1	F	183/208 (88%)	182 (100%)	1 (0%)	86	89
1	G	183/208 (88%)	182 (100%)	1 (0%)	86	89
1	H	183/208 (88%)	182 (100%)	1 (0%)	86	89
1	I	183/208 (88%)	182 (100%)	1 (0%)	86	89
1	J	183/208 (88%)	182 (100%)	1 (0%)	86	89
1	K	183/208 (88%)	182 (100%)	1 (0%)	86	89
1	L	183/208 (88%)	182 (100%)	1 (0%)	86	89
1	M	183/208 (88%)	182 (100%)	1 (0%)	86	89
1	N	183/208 (88%)	182 (100%)	1 (0%)	86	89
1	O	183/208 (88%)	182 (100%)	1 (0%)	86	89
1	P	183/208 (88%)	182 (100%)	1 (0%)	86	89

Continued on next page...

Continued from previous page...

Mol	Chain	Analysed	Rotameric	Outliers	Percentiles	
1	Q	183/208 (88%)	182 (100%)	1 (0%)	86	89
1	R	183/208 (88%)	182 (100%)	1 (0%)	86	89
1	S	183/208 (88%)	182 (100%)	1 (0%)	86	89
1	T	183/208 (88%)	182 (100%)	1 (0%)	86	89
1	U	183/208 (88%)	182 (100%)	1 (0%)	86	89
1	V	183/208 (88%)	182 (100%)	1 (0%)	86	89
1	W	183/208 (88%)	182 (100%)	1 (0%)	86	89
1	X	183/208 (88%)	182 (100%)	1 (0%)	86	89
1	Y	183/208 (88%)	182 (100%)	1 (0%)	86	89
1	Z	183/208 (88%)	182 (100%)	1 (0%)	86	89
1	a	183/208 (88%)	182 (100%)	1 (0%)	86	89
1	b	183/208 (88%)	182 (100%)	1 (0%)	86	89
1	c	183/208 (88%)	182 (100%)	1 (0%)	86	89
1	d	183/208 (88%)	182 (100%)	1 (0%)	86	89
1	e	183/208 (88%)	182 (100%)	1 (0%)	86	89
1	f	183/208 (88%)	182 (100%)	1 (0%)	86	89
1	g	183/208 (88%)	182 (100%)	1 (0%)	86	89
1	h	183/208 (88%)	182 (100%)	1 (0%)	86	89
1	i	183/208 (88%)	182 (100%)	1 (0%)	86	89
1	j	183/208 (88%)	182 (100%)	1 (0%)	86	89
1	k	183/208 (88%)	182 (100%)	1 (0%)	86	89
1	l	183/208 (88%)	182 (100%)	1 (0%)	86	89
1	m	183/208 (88%)	182 (100%)	1 (0%)	86	89
1	n	183/208 (88%)	182 (100%)	1 (0%)	86	89
1	o	183/208 (88%)	182 (100%)	1 (0%)	86	89
1	p	183/208 (88%)	182 (100%)	1 (0%)	86	89
1	q	183/208 (88%)	182 (100%)	1 (0%)	86	89
1	r	183/208 (88%)	182 (100%)	1 (0%)	86	89
1	s	183/208 (88%)	182 (100%)	1 (0%)	86	89
1	t	183/208 (88%)	182 (100%)	1 (0%)	86	89
1	u	183/208 (88%)	182 (100%)	1 (0%)	86	89

Continued on next page...

Continued from previous page...

Mol	Chain	Analysed	Rotameric	Outliers	Percentiles	
1	v	183/208 (88%)	182 (100%)	1 (0%)	86	89
1	w	183/208 (88%)	182 (100%)	1 (0%)	86	89
1	x	183/208 (88%)	182 (100%)	1 (0%)	86	89
1	y	183/208 (88%)	182 (100%)	1 (0%)	86	89
1	z	183/208 (88%)	182 (100%)	1 (0%)	86	89
All	All	10980/12480 (88%)	10920 (100%)	60 (0%)	85	89

5 of 60 residues with a non-rotameric sidechain are listed below:

Mol	Chain	Res	Type
1	U	183	GLU
1	v	183	GLU
1	b	183	GLU
1	u	183	GLU
1	z	183	GLU

Sometimes sidechains can be flipped to improve hydrogen bonding and reduce clashes. 5 of 118 such sidechains are listed below:

Mol	Chain	Res	Type
1	V	161	ASN
1	w	202	GLN
1	c	161	ASN
1	w	161	ASN
1	r	202	GLN

5.3.3 RNA [i](#)

There are no RNA molecules in this entry.

5.4 Non-standard residues in protein, DNA, RNA chains [i](#)

There are no non-standard protein/DNA/RNA residues in this entry.

5.5 Carbohydrates [i](#)

There are no oligosaccharides in this entry.

5.6 Ligand geometry

There are no ligands in this entry.

5.7 Other polymers

There are no such residues in this entry.

5.8 Polymer linkage issues

There are no chain breaks in this entry.