



Full wwPDB EM Validation Report ⓘ

Aug 7, 2025 – 06:50 am BST

PDB ID : 9HZR / pdb_00009hzh
EMDB ID : EMD-52531
Title : 290 A SynPspA H1-5 rod after incubation with EPL
Authors : Hudina, E.; Junglas, B.; Sachse, C.
Deposited on : 2025-01-14
Resolution : 5.40 Å(reported)

This is a Full wwPDB EM Validation Report for a publicly released PDB entry.

We welcome your comments at validation@mail.wwpdb.org

A user guide is available at

<https://www.wwpdb.org/validation/2017/EMValidationReportHelp>

with specific help available everywhere you see the ⓘ symbol.

The types of validation reports are described at

<http://www.wwpdb.org/validation/2017/FAQs#types>.

The following versions of software and data (see [references ⓘ](#)) were used in the production of this report:

EMDB validation analysis : 0.0.1.dev126
MolProbity : 4-5-2 with Phenix2.0rc1
Percentile statistics : 20231227.v01 (using entries in the PDB archive December 27th 2023)
MapQ : 1.9.13
Ideal geometry (proteins) : Engh & Huber (2001)
Ideal geometry (DNA, RNA) : Parkinson et al. (1996)
Validation Pipeline (wwPDB-VP) : 2.45.1

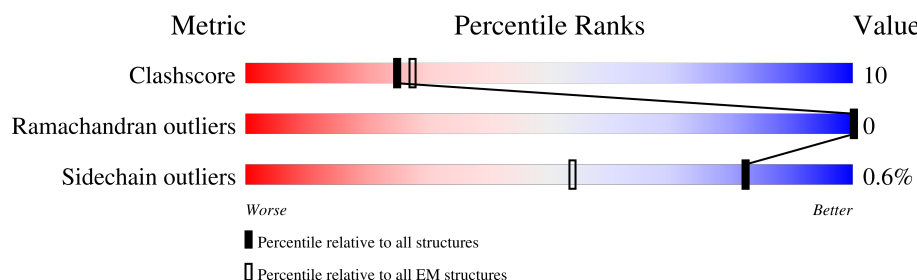
1 Overall quality at a glance

The following experimental techniques were used to determine the structure:

ELECTRON MICROSCOPY









The reported resolution of this entry is 5.40 Å.

Percentile scores (ranging between 0-100) for global validation metrics of the entry are shown in the following graphic. The table shows the number of entries on which the scores are based.



Metric	Whole archive (#Entries)	EM structures (#Entries)
Clashscore	210492	15764
Ramachandran outliers	207382	16835
Sidechain outliers	206894	16415

The table below summarises the geometric issues observed across the polymeric chains and their fit to the map. The red, orange, yellow and green segments of the bar indicate the fraction of residues that contain outliers for ≥ 3 , 2, 1 and 0 types of geometric quality criteria respectively. A grey segment represents the fraction of residues that are not modelled. The numeric value for each fraction is indicated below the corresponding segment, with a dot representing fractions $\leq 5\%$. The upper red bar (where present) indicates the fraction of residues that have poor fit to the EM map (all-atom inclusion $< 40\%$). The numeric value is given above the bar.

Mol	Chain	Length	Quality of chain
1	0	223	 63% 24% 13%
1	1	223	 63% 24% 13%
1	2	223	 63% 24% 13%
1	3	223	 63% 24% 13%
1	4	223	 64% 23% 13%
1	5	223	 8% 64% 23% 13%
1	6	223	 9% 65% 22% 13%
1	7	223	 13% 66% 21% 13%

Continued on next page...

Continued from previous page...

Mol	Chain	Length	Quality of chain
1	A	223	
1	B	223	
1	C	223	
1	D	223	
1	E	223	
1	F	223	
1	G	223	
1	H	223	
1	I	223	
1	J	223	
1	K	223	
1	L	223	
1	M	223	
1	N	223	
1	O	223	
1	P	223	
1	Q	223	
1	R	223	
1	S	223	
1	T	223	
1	U	223	
1	V	223	
1	W	223	
1	X	223	
1	Y	223	

Continued on next page...

Continued from previous page...

Mol	Chain	Length	Quality of chain
1	Z	223	
1	a	223	
1	b	223	
1	c	223	
1	d	223	
1	e	223	
1	f	223	
1	g	223	
1	h	223	
1	i	223	
1	j	223	
1	k	223	
1	l	223	
1	m	223	
1	n	223	
1	o	223	
1	p	223	
1	q	223	
1	r	223	
1	s	223	
1	t	223	
1	u	223	
1	v	223	
1	w	223	
1	x	223	

Continued on next page...

Continued from previous page...

Mol	Chain	Length	Quality of chain
1	y	223	<div><div></div><div>7%</div><div>61%</div><div>26%</div><div>13%</div></div>
1	z	223	<div><div></div><div>62%</div><div>25%</div><div>13%</div></div>

2 Entry composition [i](#)

There is only 1 type of molecule in this entry. The entry contains 188940 atoms, of which 95400 are hydrogens and 0 are deuteriums.

In the tables below, the AltConf column contains the number of residues with at least one atom in alternate conformation and the Trace column contains the number of residues modelled with at most 2 atoms.

- Molecule 1 is a protein called Chloroplast membrane-associated 30 kD protein.

Mol	Chain	Residues	Atoms						AltConf	Trace
1	0	194	Total	C	H	N	O	S	0	0
			3149	968	1590	286	303	2		
1	1	194	Total	C	H	N	O	S	0	0
			3149	968	1590	286	303	2		
1	2	194	Total	C	H	N	O	S	0	0
			3149	968	1590	286	303	2		
1	3	194	Total	C	H	N	O	S	0	0
			3149	968	1590	286	303	2		
1	4	194	Total	C	H	N	O	S	0	0
			3149	968	1590	286	303	2		
1	5	194	Total	C	H	N	O	S	0	0
			3149	968	1590	286	303	2		
1	6	194	Total	C	H	N	O	S	0	0
			3149	968	1590	286	303	2		
1	7	194	Total	C	H	N	O	S	0	0
			3149	968	1590	286	303	2		
1	A	194	Total	C	H	N	O	S	0	0
			3149	968	1590	286	303	2		
1	B	194	Total	C	H	N	O	S	0	0
			3149	968	1590	286	303	2		
1	C	194	Total	C	H	N	O	S	0	0
			3149	968	1590	286	303	2		
1	D	194	Total	C	H	N	O	S	0	0
			3149	968	1590	286	303	2		
1	E	194	Total	C	H	N	O	S	0	0
			3149	968	1590	286	303	2		
1	F	194	Total	C	H	N	O	S	0	0
			3149	968	1590	286	303	2		
1	G	194	Total	C	H	N	O	S	0	0
			3149	968	1590	286	303	2		
1	H	194	Total	C	H	N	O	S	0	0
			3149	968	1590	286	303	2		
1	I	194	Total	C	H	N	O	S	0	0
			3149	968	1590	286	303	2		

Continued on next page...

Continued from previous page...

Mol	Chain	Residues	Atoms						AltConf	Trace
1	J	194	Total 3149	C 968	H 1590	N 286	O 303	S 2	0	0
1	K	194	Total 3149	C 968	H 1590	N 286	O 303	S 2	0	0
1	L	194	Total 3149	C 968	H 1590	N 286	O 303	S 2	0	0
1	M	194	Total 3149	C 968	H 1590	N 286	O 303	S 2	0	0
1	N	194	Total 3149	C 968	H 1590	N 286	O 303	S 2	0	0
1	O	194	Total 3149	C 968	H 1590	N 286	O 303	S 2	0	0
1	P	194	Total 3149	C 968	H 1590	N 286	O 303	S 2	0	0
1	Q	194	Total 3149	C 968	H 1590	N 286	O 303	S 2	0	0
1	R	194	Total 3149	C 968	H 1590	N 286	O 303	S 2	0	0
1	S	194	Total 3149	C 968	H 1590	N 286	O 303	S 2	0	0
1	T	194	Total 3149	C 968	H 1590	N 286	O 303	S 2	0	0
1	U	194	Total 3149	C 968	H 1590	N 286	O 303	S 2	0	0
1	V	194	Total 3149	C 968	H 1590	N 286	O 303	S 2	0	0
1	W	194	Total 3149	C 968	H 1590	N 286	O 303	S 2	0	0
1	X	194	Total 3149	C 968	H 1590	N 286	O 303	S 2	0	0
1	Y	194	Total 3149	C 968	H 1590	N 286	O 303	S 2	0	0
1	Z	194	Total 3149	C 968	H 1590	N 286	O 303	S 2	0	0
1	a	194	Total 3149	C 968	H 1590	N 286	O 303	S 2	0	0
1	b	194	Total 3149	C 968	H 1590	N 286	O 303	S 2	0	0
1	c	194	Total 3149	C 968	H 1590	N 286	O 303	S 2	0	0
1	d	194	Total 3149	C 968	H 1590	N 286	O 303	S 2	0	0

Continued on next page...

Continued from previous page...

Mol	Chain	Residues	Atoms						AltConf	Trace
1	e	194	Total 3149	C 968	H 1590	N 286	O 303	S 2	0	0
1	f	194	Total 3149	C 968	H 1590	N 286	O 303	S 2	0	0
1	g	194	Total 3149	C 968	H 1590	N 286	O 303	S 2	0	0
1	h	194	Total 3149	C 968	H 1590	N 286	O 303	S 2	0	0
1	i	194	Total 3149	C 968	H 1590	N 286	O 303	S 2	0	0
1	j	194	Total 3149	C 968	H 1590	N 286	O 303	S 2	0	0
1	k	194	Total 3149	C 968	H 1590	N 286	O 303	S 2	0	0
1	l	194	Total 3149	C 968	H 1590	N 286	O 303	S 2	0	0
1	m	194	Total 3149	C 968	H 1590	N 286	O 303	S 2	0	0
1	n	194	Total 3149	C 968	H 1590	N 286	O 303	S 2	0	0
1	o	194	Total 3149	C 968	H 1590	N 286	O 303	S 2	0	0
1	p	194	Total 3149	C 968	H 1590	N 286	O 303	S 2	0	0
1	q	194	Total 3149	C 968	H 1590	N 286	O 303	S 2	0	0
1	r	194	Total 3149	C 968	H 1590	N 286	O 303	S 2	0	0
1	s	194	Total 3149	C 968	H 1590	N 286	O 303	S 2	0	0
1	t	194	Total 3149	C 968	H 1590	N 286	O 303	S 2	0	0
1	u	194	Total 3149	C 968	H 1590	N 286	O 303	S 2	0	0
1	v	194	Total 3149	C 968	H 1590	N 286	O 303	S 2	0	0
1	w	194	Total 3149	C 968	H 1590	N 286	O 303	S 2	0	0
1	x	194	Total 3149	C 968	H 1590	N 286	O 303	S 2	0	0
1	y	194	Total 3149	C 968	H 1590	N 286	O 303	S 2	0	0

Continued on next page...

Continued from previous page...

Mol	Chain	Residues	Atoms						AltConf	Trace
1	z	194	Total	C	H	N	O	S	0	0
			3149	968	1590	286	303	2		

There are 1380 discrepancies between the modelled and reference sequences:

Chain	Residue	Modelled	Actual	Comment	Reference
0	1	MET	-	initiating methionine	UNP P74717
0	2	GLY	-	expression tag	UNP P74717
0	3	SER	-	expression tag	UNP P74717
0	4	SER	-	expression tag	UNP P74717
0	5	HIS	-	expression tag	UNP P74717
0	6	HIS	-	expression tag	UNP P74717
0	7	HIS	-	expression tag	UNP P74717
0	8	HIS	-	expression tag	UNP P74717
0	9	HIS	-	expression tag	UNP P74717
0	10	HIS	-	expression tag	UNP P74717
0	11	SER	-	expression tag	UNP P74717
0	12	SER	-	expression tag	UNP P74717
0	13	SER	-	expression tag	UNP P74717
0	14	ALA	-	expression tag	UNP P74717
0	15	ALA	-	expression tag	UNP P74717
0	16	LEU	-	expression tag	UNP P74717
0	17	GLU	-	expression tag	UNP P74717
0	18	VAL	-	expression tag	UNP P74717
0	19	LEU	-	expression tag	UNP P74717
0	20	PHE	-	expression tag	UNP P74717
0	21	GLN	-	expression tag	UNP P74717
0	22	GLY	-	expression tag	UNP P74717
0	23	PRO	-	expression tag	UNP P74717
1	1	MET	-	initiating methionine	UNP P74717
1	2	GLY	-	expression tag	UNP P74717
1	3	SER	-	expression tag	UNP P74717
1	4	SER	-	expression tag	UNP P74717
1	5	HIS	-	expression tag	UNP P74717
1	6	HIS	-	expression tag	UNP P74717
1	7	HIS	-	expression tag	UNP P74717
1	8	HIS	-	expression tag	UNP P74717
1	9	HIS	-	expression tag	UNP P74717
1	10	HIS	-	expression tag	UNP P74717
1	11	SER	-	expression tag	UNP P74717
1	12	SER	-	expression tag	UNP P74717
1	13	SER	-	expression tag	UNP P74717

Continued on next page...

Continued from previous page...

Chain	Residue	Modelled	Actual	Comment	Reference
1	14	ALA	-	expression tag	UNP P74717
1	15	ALA	-	expression tag	UNP P74717
1	16	LEU	-	expression tag	UNP P74717
1	17	GLU	-	expression tag	UNP P74717
1	18	VAL	-	expression tag	UNP P74717
1	19	LEU	-	expression tag	UNP P74717
1	20	PHE	-	expression tag	UNP P74717
1	21	GLN	-	expression tag	UNP P74717
1	22	GLY	-	expression tag	UNP P74717
1	23	PRO	-	expression tag	UNP P74717
2	1	MET	-	initiating methionine	UNP P74717
2	2	GLY	-	expression tag	UNP P74717
2	3	SER	-	expression tag	UNP P74717
2	4	SER	-	expression tag	UNP P74717
2	5	HIS	-	expression tag	UNP P74717
2	6	HIS	-	expression tag	UNP P74717
2	7	HIS	-	expression tag	UNP P74717
2	8	HIS	-	expression tag	UNP P74717
2	9	HIS	-	expression tag	UNP P74717
2	10	HIS	-	expression tag	UNP P74717
2	11	SER	-	expression tag	UNP P74717
2	12	SER	-	expression tag	UNP P74717
2	13	SER	-	expression tag	UNP P74717
2	14	ALA	-	expression tag	UNP P74717
2	15	ALA	-	expression tag	UNP P74717
2	16	LEU	-	expression tag	UNP P74717
2	17	GLU	-	expression tag	UNP P74717
2	18	VAL	-	expression tag	UNP P74717
2	19	LEU	-	expression tag	UNP P74717
2	20	PHE	-	expression tag	UNP P74717
2	21	GLN	-	expression tag	UNP P74717
2	22	GLY	-	expression tag	UNP P74717
2	23	PRO	-	expression tag	UNP P74717
3	1	MET	-	initiating methionine	UNP P74717
3	2	GLY	-	expression tag	UNP P74717
3	3	SER	-	expression tag	UNP P74717
3	4	SER	-	expression tag	UNP P74717
3	5	HIS	-	expression tag	UNP P74717
3	6	HIS	-	expression tag	UNP P74717
3	7	HIS	-	expression tag	UNP P74717
3	8	HIS	-	expression tag	UNP P74717
3	9	HIS	-	expression tag	UNP P74717

Continued on next page...

Continued from previous page...

Chain	Residue	Modelled	Actual	Comment	Reference
3	10	HIS	-	expression tag	UNP P74717
3	11	SER	-	expression tag	UNP P74717
3	12	SER	-	expression tag	UNP P74717
3	13	SER	-	expression tag	UNP P74717
3	14	ALA	-	expression tag	UNP P74717
3	15	ALA	-	expression tag	UNP P74717
3	16	LEU	-	expression tag	UNP P74717
3	17	GLU	-	expression tag	UNP P74717
3	18	VAL	-	expression tag	UNP P74717
3	19	LEU	-	expression tag	UNP P74717
3	20	PHE	-	expression tag	UNP P74717
3	21	GLN	-	expression tag	UNP P74717
3	22	GLY	-	expression tag	UNP P74717
3	23	PRO	-	expression tag	UNP P74717
4	1	MET	-	initiating methionine	UNP P74717
4	2	GLY	-	expression tag	UNP P74717
4	3	SER	-	expression tag	UNP P74717
4	4	SER	-	expression tag	UNP P74717
4	5	HIS	-	expression tag	UNP P74717
4	6	HIS	-	expression tag	UNP P74717
4	7	HIS	-	expression tag	UNP P74717
4	8	HIS	-	expression tag	UNP P74717
4	9	HIS	-	expression tag	UNP P74717
4	10	HIS	-	expression tag	UNP P74717
4	11	SER	-	expression tag	UNP P74717
4	12	SER	-	expression tag	UNP P74717
4	13	SER	-	expression tag	UNP P74717
4	14	ALA	-	expression tag	UNP P74717
4	15	ALA	-	expression tag	UNP P74717
4	16	LEU	-	expression tag	UNP P74717
4	17	GLU	-	expression tag	UNP P74717
4	18	VAL	-	expression tag	UNP P74717
4	19	LEU	-	expression tag	UNP P74717
4	20	PHE	-	expression tag	UNP P74717
4	21	GLN	-	expression tag	UNP P74717
4	22	GLY	-	expression tag	UNP P74717
4	23	PRO	-	expression tag	UNP P74717
5	1	MET	-	initiating methionine	UNP P74717
5	2	GLY	-	expression tag	UNP P74717
5	3	SER	-	expression tag	UNP P74717
5	4	SER	-	expression tag	UNP P74717
5	5	HIS	-	expression tag	UNP P74717

Continued on next page...

Continued from previous page...

Chain	Residue	Modelled	Actual	Comment	Reference
5	6	HIS	-	expression tag	UNP P74717
5	7	HIS	-	expression tag	UNP P74717
5	8	HIS	-	expression tag	UNP P74717
5	9	HIS	-	expression tag	UNP P74717
5	10	HIS	-	expression tag	UNP P74717
5	11	SER	-	expression tag	UNP P74717
5	12	SER	-	expression tag	UNP P74717
5	13	SER	-	expression tag	UNP P74717
5	14	ALA	-	expression tag	UNP P74717
5	15	ALA	-	expression tag	UNP P74717
5	16	LEU	-	expression tag	UNP P74717
5	17	GLU	-	expression tag	UNP P74717
5	18	VAL	-	expression tag	UNP P74717
5	19	LEU	-	expression tag	UNP P74717
5	20	PHE	-	expression tag	UNP P74717
5	21	GLN	-	expression tag	UNP P74717
5	22	GLY	-	expression tag	UNP P74717
5	23	PRO	-	expression tag	UNP P74717
6	1	MET	-	initiating methionine	UNP P74717
6	2	GLY	-	expression tag	UNP P74717
6	3	SER	-	expression tag	UNP P74717
6	4	SER	-	expression tag	UNP P74717
6	5	HIS	-	expression tag	UNP P74717
6	6	HIS	-	expression tag	UNP P74717
6	7	HIS	-	expression tag	UNP P74717
6	8	HIS	-	expression tag	UNP P74717
6	9	HIS	-	expression tag	UNP P74717
6	10	HIS	-	expression tag	UNP P74717
6	11	SER	-	expression tag	UNP P74717
6	12	SER	-	expression tag	UNP P74717
6	13	SER	-	expression tag	UNP P74717
6	14	ALA	-	expression tag	UNP P74717
6	15	ALA	-	expression tag	UNP P74717
6	16	LEU	-	expression tag	UNP P74717
6	17	GLU	-	expression tag	UNP P74717
6	18	VAL	-	expression tag	UNP P74717
6	19	LEU	-	expression tag	UNP P74717
6	20	PHE	-	expression tag	UNP P74717
6	21	GLN	-	expression tag	UNP P74717
6	22	GLY	-	expression tag	UNP P74717
6	23	PRO	-	expression tag	UNP P74717
7	1	MET	-	initiating methionine	UNP P74717

Continued on next page...

Continued from previous page...

Chain	Residue	Modelled	Actual	Comment	Reference
7	2	GLY	-	expression tag	UNP P74717
7	3	SER	-	expression tag	UNP P74717
7	4	SER	-	expression tag	UNP P74717
7	5	HIS	-	expression tag	UNP P74717
7	6	HIS	-	expression tag	UNP P74717
7	7	HIS	-	expression tag	UNP P74717
7	8	HIS	-	expression tag	UNP P74717
7	9	HIS	-	expression tag	UNP P74717
7	10	HIS	-	expression tag	UNP P74717
7	11	SER	-	expression tag	UNP P74717
7	12	SER	-	expression tag	UNP P74717
7	13	SER	-	expression tag	UNP P74717
7	14	ALA	-	expression tag	UNP P74717
7	15	ALA	-	expression tag	UNP P74717
7	16	LEU	-	expression tag	UNP P74717
7	17	GLU	-	expression tag	UNP P74717
7	18	VAL	-	expression tag	UNP P74717
7	19	LEU	-	expression tag	UNP P74717
7	20	PHE	-	expression tag	UNP P74717
7	21	GLN	-	expression tag	UNP P74717
7	22	GLY	-	expression tag	UNP P74717
7	23	PRO	-	expression tag	UNP P74717
A	1	MET	-	initiating methionine	UNP P74717
A	2	GLY	-	expression tag	UNP P74717
A	3	SER	-	expression tag	UNP P74717
A	4	SER	-	expression tag	UNP P74717
A	5	HIS	-	expression tag	UNP P74717
A	6	HIS	-	expression tag	UNP P74717
A	7	HIS	-	expression tag	UNP P74717
A	8	HIS	-	expression tag	UNP P74717
A	9	HIS	-	expression tag	UNP P74717
A	10	HIS	-	expression tag	UNP P74717
A	11	SER	-	expression tag	UNP P74717
A	12	SER	-	expression tag	UNP P74717
A	13	SER	-	expression tag	UNP P74717
A	14	ALA	-	expression tag	UNP P74717
A	15	ALA	-	expression tag	UNP P74717
A	16	LEU	-	expression tag	UNP P74717
A	17	GLU	-	expression tag	UNP P74717
A	18	VAL	-	expression tag	UNP P74717
A	19	LEU	-	expression tag	UNP P74717
A	20	PHE	-	expression tag	UNP P74717

Continued on next page...

Continued from previous page...

Chain	Residue	Modelled	Actual	Comment	Reference
A	21	GLN	-	expression tag	UNP P74717
A	22	GLY	-	expression tag	UNP P74717
A	23	PRO	-	expression tag	UNP P74717
B	1	MET	-	initiating methionine	UNP P74717
B	2	GLY	-	expression tag	UNP P74717
B	3	SER	-	expression tag	UNP P74717
B	4	SER	-	expression tag	UNP P74717
B	5	HIS	-	expression tag	UNP P74717
B	6	HIS	-	expression tag	UNP P74717
B	7	HIS	-	expression tag	UNP P74717
B	8	HIS	-	expression tag	UNP P74717
B	9	HIS	-	expression tag	UNP P74717
B	10	HIS	-	expression tag	UNP P74717
B	11	SER	-	expression tag	UNP P74717
B	12	SER	-	expression tag	UNP P74717
B	13	SER	-	expression tag	UNP P74717
B	14	ALA	-	expression tag	UNP P74717
B	15	ALA	-	expression tag	UNP P74717
B	16	LEU	-	expression tag	UNP P74717
B	17	GLU	-	expression tag	UNP P74717
B	18	VAL	-	expression tag	UNP P74717
B	19	LEU	-	expression tag	UNP P74717
B	20	PHE	-	expression tag	UNP P74717
B	21	GLN	-	expression tag	UNP P74717
B	22	GLY	-	expression tag	UNP P74717
B	23	PRO	-	expression tag	UNP P74717
C	1	MET	-	initiating methionine	UNP P74717
C	2	GLY	-	expression tag	UNP P74717
C	3	SER	-	expression tag	UNP P74717
C	4	SER	-	expression tag	UNP P74717
C	5	HIS	-	expression tag	UNP P74717
C	6	HIS	-	expression tag	UNP P74717
C	7	HIS	-	expression tag	UNP P74717
C	8	HIS	-	expression tag	UNP P74717
C	9	HIS	-	expression tag	UNP P74717
C	10	HIS	-	expression tag	UNP P74717
C	11	SER	-	expression tag	UNP P74717
C	12	SER	-	expression tag	UNP P74717
C	13	SER	-	expression tag	UNP P74717
C	14	ALA	-	expression tag	UNP P74717
C	15	ALA	-	expression tag	UNP P74717
C	16	LEU	-	expression tag	UNP P74717

Continued on next page...

Continued from previous page...

Chain	Residue	Modelled	Actual	Comment	Reference
C	17	GLU	-	expression tag	UNP P74717
C	18	VAL	-	expression tag	UNP P74717
C	19	LEU	-	expression tag	UNP P74717
C	20	PHE	-	expression tag	UNP P74717
C	21	GLN	-	expression tag	UNP P74717
C	22	GLY	-	expression tag	UNP P74717
C	23	PRO	-	expression tag	UNP P74717
D	1	MET	-	initiating methionine	UNP P74717
D	2	GLY	-	expression tag	UNP P74717
D	3	SER	-	expression tag	UNP P74717
D	4	SER	-	expression tag	UNP P74717
D	5	HIS	-	expression tag	UNP P74717
D	6	HIS	-	expression tag	UNP P74717
D	7	HIS	-	expression tag	UNP P74717
D	8	HIS	-	expression tag	UNP P74717
D	9	HIS	-	expression tag	UNP P74717
D	10	HIS	-	expression tag	UNP P74717
D	11	SER	-	expression tag	UNP P74717
D	12	SER	-	expression tag	UNP P74717
D	13	SER	-	expression tag	UNP P74717
D	14	ALA	-	expression tag	UNP P74717
D	15	ALA	-	expression tag	UNP P74717
D	16	LEU	-	expression tag	UNP P74717
D	17	GLU	-	expression tag	UNP P74717
D	18	VAL	-	expression tag	UNP P74717
D	19	LEU	-	expression tag	UNP P74717
D	20	PHE	-	expression tag	UNP P74717
D	21	GLN	-	expression tag	UNP P74717
D	22	GLY	-	expression tag	UNP P74717
D	23	PRO	-	expression tag	UNP P74717
E	1	MET	-	initiating methionine	UNP P74717
E	2	GLY	-	expression tag	UNP P74717
E	3	SER	-	expression tag	UNP P74717
E	4	SER	-	expression tag	UNP P74717
E	5	HIS	-	expression tag	UNP P74717
E	6	HIS	-	expression tag	UNP P74717
E	7	HIS	-	expression tag	UNP P74717
E	8	HIS	-	expression tag	UNP P74717
E	9	HIS	-	expression tag	UNP P74717
E	10	HIS	-	expression tag	UNP P74717
E	11	SER	-	expression tag	UNP P74717
E	12	SER	-	expression tag	UNP P74717

Continued on next page...

Continued from previous page...

Chain	Residue	Modelled	Actual	Comment	Reference
E	13	SER	-	expression tag	UNP P74717
E	14	ALA	-	expression tag	UNP P74717
E	15	ALA	-	expression tag	UNP P74717
E	16	LEU	-	expression tag	UNP P74717
E	17	GLU	-	expression tag	UNP P74717
E	18	VAL	-	expression tag	UNP P74717
E	19	LEU	-	expression tag	UNP P74717
E	20	PHE	-	expression tag	UNP P74717
E	21	GLN	-	expression tag	UNP P74717
E	22	GLY	-	expression tag	UNP P74717
E	23	PRO	-	expression tag	UNP P74717
F	1	MET	-	initiating methionine	UNP P74717
F	2	GLY	-	expression tag	UNP P74717
F	3	SER	-	expression tag	UNP P74717
F	4	SER	-	expression tag	UNP P74717
F	5	HIS	-	expression tag	UNP P74717
F	6	HIS	-	expression tag	UNP P74717
F	7	HIS	-	expression tag	UNP P74717
F	8	HIS	-	expression tag	UNP P74717
F	9	HIS	-	expression tag	UNP P74717
F	10	HIS	-	expression tag	UNP P74717
F	11	SER	-	expression tag	UNP P74717
F	12	SER	-	expression tag	UNP P74717
F	13	SER	-	expression tag	UNP P74717
F	14	ALA	-	expression tag	UNP P74717
F	15	ALA	-	expression tag	UNP P74717
F	16	LEU	-	expression tag	UNP P74717
F	17	GLU	-	expression tag	UNP P74717
F	18	VAL	-	expression tag	UNP P74717
F	19	LEU	-	expression tag	UNP P74717
F	20	PHE	-	expression tag	UNP P74717
F	21	GLN	-	expression tag	UNP P74717
F	22	GLY	-	expression tag	UNP P74717
F	23	PRO	-	expression tag	UNP P74717
G	1	MET	-	initiating methionine	UNP P74717
G	2	GLY	-	expression tag	UNP P74717
G	3	SER	-	expression tag	UNP P74717
G	4	SER	-	expression tag	UNP P74717
G	5	HIS	-	expression tag	UNP P74717
G	6	HIS	-	expression tag	UNP P74717
G	7	HIS	-	expression tag	UNP P74717
G	8	HIS	-	expression tag	UNP P74717

Continued on next page...

Continued from previous page...

Chain	Residue	Modelled	Actual	Comment	Reference
G	9	HIS	-	expression tag	UNP P74717
G	10	HIS	-	expression tag	UNP P74717
G	11	SER	-	expression tag	UNP P74717
G	12	SER	-	expression tag	UNP P74717
G	13	SER	-	expression tag	UNP P74717
G	14	ALA	-	expression tag	UNP P74717
G	15	ALA	-	expression tag	UNP P74717
G	16	LEU	-	expression tag	UNP P74717
G	17	GLU	-	expression tag	UNP P74717
G	18	VAL	-	expression tag	UNP P74717
G	19	LEU	-	expression tag	UNP P74717
G	20	PHE	-	expression tag	UNP P74717
G	21	GLN	-	expression tag	UNP P74717
G	22	GLY	-	expression tag	UNP P74717
G	23	PRO	-	expression tag	UNP P74717
H	1	MET	-	initiating methionine	UNP P74717
H	2	GLY	-	expression tag	UNP P74717
H	3	SER	-	expression tag	UNP P74717
H	4	SER	-	expression tag	UNP P74717
H	5	HIS	-	expression tag	UNP P74717
H	6	HIS	-	expression tag	UNP P74717
H	7	HIS	-	expression tag	UNP P74717
H	8	HIS	-	expression tag	UNP P74717
H	9	HIS	-	expression tag	UNP P74717
H	10	HIS	-	expression tag	UNP P74717
H	11	SER	-	expression tag	UNP P74717
H	12	SER	-	expression tag	UNP P74717
H	13	SER	-	expression tag	UNP P74717
H	14	ALA	-	expression tag	UNP P74717
H	15	ALA	-	expression tag	UNP P74717
H	16	LEU	-	expression tag	UNP P74717
H	17	GLU	-	expression tag	UNP P74717
H	18	VAL	-	expression tag	UNP P74717
H	19	LEU	-	expression tag	UNP P74717
H	20	PHE	-	expression tag	UNP P74717
H	21	GLN	-	expression tag	UNP P74717
H	22	GLY	-	expression tag	UNP P74717
H	23	PRO	-	expression tag	UNP P74717
I	1	MET	-	initiating methionine	UNP P74717
I	2	GLY	-	expression tag	UNP P74717
I	3	SER	-	expression tag	UNP P74717
I	4	SER	-	expression tag	UNP P74717

Continued on next page...

Continued from previous page...

Chain	Residue	Modelled	Actual	Comment	Reference
I	5	HIS	-	expression tag	UNP P74717
I	6	HIS	-	expression tag	UNP P74717
I	7	HIS	-	expression tag	UNP P74717
I	8	HIS	-	expression tag	UNP P74717
I	9	HIS	-	expression tag	UNP P74717
I	10	HIS	-	expression tag	UNP P74717
I	11	SER	-	expression tag	UNP P74717
I	12	SER	-	expression tag	UNP P74717
I	13	SER	-	expression tag	UNP P74717
I	14	ALA	-	expression tag	UNP P74717
I	15	ALA	-	expression tag	UNP P74717
I	16	LEU	-	expression tag	UNP P74717
I	17	GLU	-	expression tag	UNP P74717
I	18	VAL	-	expression tag	UNP P74717
I	19	LEU	-	expression tag	UNP P74717
I	20	PHE	-	expression tag	UNP P74717
I	21	GLN	-	expression tag	UNP P74717
I	22	GLY	-	expression tag	UNP P74717
I	23	PRO	-	expression tag	UNP P74717
J	1	MET	-	initiating methionine	UNP P74717
J	2	GLY	-	expression tag	UNP P74717
J	3	SER	-	expression tag	UNP P74717
J	4	SER	-	expression tag	UNP P74717
J	5	HIS	-	expression tag	UNP P74717
J	6	HIS	-	expression tag	UNP P74717
J	7	HIS	-	expression tag	UNP P74717
J	8	HIS	-	expression tag	UNP P74717
J	9	HIS	-	expression tag	UNP P74717
J	10	HIS	-	expression tag	UNP P74717
J	11	SER	-	expression tag	UNP P74717
J	12	SER	-	expression tag	UNP P74717
J	13	SER	-	expression tag	UNP P74717
J	14	ALA	-	expression tag	UNP P74717
J	15	ALA	-	expression tag	UNP P74717
J	16	LEU	-	expression tag	UNP P74717
J	17	GLU	-	expression tag	UNP P74717
J	18	VAL	-	expression tag	UNP P74717
J	19	LEU	-	expression tag	UNP P74717
J	20	PHE	-	expression tag	UNP P74717
J	21	GLN	-	expression tag	UNP P74717
J	22	GLY	-	expression tag	UNP P74717
J	23	PRO	-	expression tag	UNP P74717

Continued on next page...

Continued from previous page...

Chain	Residue	Modelled	Actual	Comment	Reference
K	1	MET	-	initiating methionine	UNP P74717
K	2	GLY	-	expression tag	UNP P74717
K	3	SER	-	expression tag	UNP P74717
K	4	SER	-	expression tag	UNP P74717
K	5	HIS	-	expression tag	UNP P74717
K	6	HIS	-	expression tag	UNP P74717
K	7	HIS	-	expression tag	UNP P74717
K	8	HIS	-	expression tag	UNP P74717
K	9	HIS	-	expression tag	UNP P74717
K	10	HIS	-	expression tag	UNP P74717
K	11	SER	-	expression tag	UNP P74717
K	12	SER	-	expression tag	UNP P74717
K	13	SER	-	expression tag	UNP P74717
K	14	ALA	-	expression tag	UNP P74717
K	15	ALA	-	expression tag	UNP P74717
K	16	LEU	-	expression tag	UNP P74717
K	17	GLU	-	expression tag	UNP P74717
K	18	VAL	-	expression tag	UNP P74717
K	19	LEU	-	expression tag	UNP P74717
K	20	PHE	-	expression tag	UNP P74717
K	21	GLN	-	expression tag	UNP P74717
K	22	GLY	-	expression tag	UNP P74717
K	23	PRO	-	expression tag	UNP P74717
L	1	MET	-	initiating methionine	UNP P74717
L	2	GLY	-	expression tag	UNP P74717
L	3	SER	-	expression tag	UNP P74717
L	4	SER	-	expression tag	UNP P74717
L	5	HIS	-	expression tag	UNP P74717
L	6	HIS	-	expression tag	UNP P74717
L	7	HIS	-	expression tag	UNP P74717
L	8	HIS	-	expression tag	UNP P74717
L	9	HIS	-	expression tag	UNP P74717
L	10	HIS	-	expression tag	UNP P74717
L	11	SER	-	expression tag	UNP P74717
L	12	SER	-	expression tag	UNP P74717
L	13	SER	-	expression tag	UNP P74717
L	14	ALA	-	expression tag	UNP P74717
L	15	ALA	-	expression tag	UNP P74717
L	16	LEU	-	expression tag	UNP P74717
L	17	GLU	-	expression tag	UNP P74717
L	18	VAL	-	expression tag	UNP P74717
L	19	LEU	-	expression tag	UNP P74717

Continued on next page...

Continued from previous page...

Chain	Residue	Modelled	Actual	Comment	Reference
L	20	PHE	-	expression tag	UNP P74717
L	21	GLN	-	expression tag	UNP P74717
L	22	GLY	-	expression tag	UNP P74717
L	23	PRO	-	expression tag	UNP P74717
M	1	MET	-	initiating methionine	UNP P74717
M	2	GLY	-	expression tag	UNP P74717
M	3	SER	-	expression tag	UNP P74717
M	4	SER	-	expression tag	UNP P74717
M	5	HIS	-	expression tag	UNP P74717
M	6	HIS	-	expression tag	UNP P74717
M	7	HIS	-	expression tag	UNP P74717
M	8	HIS	-	expression tag	UNP P74717
M	9	HIS	-	expression tag	UNP P74717
M	10	HIS	-	expression tag	UNP P74717
M	11	SER	-	expression tag	UNP P74717
M	12	SER	-	expression tag	UNP P74717
M	13	SER	-	expression tag	UNP P74717
M	14	ALA	-	expression tag	UNP P74717
M	15	ALA	-	expression tag	UNP P74717
M	16	LEU	-	expression tag	UNP P74717
M	17	GLU	-	expression tag	UNP P74717
M	18	VAL	-	expression tag	UNP P74717
M	19	LEU	-	expression tag	UNP P74717
M	20	PHE	-	expression tag	UNP P74717
M	21	GLN	-	expression tag	UNP P74717
M	22	GLY	-	expression tag	UNP P74717
M	23	PRO	-	expression tag	UNP P74717
N	1	MET	-	initiating methionine	UNP P74717
N	2	GLY	-	expression tag	UNP P74717
N	3	SER	-	expression tag	UNP P74717
N	4	SER	-	expression tag	UNP P74717
N	5	HIS	-	expression tag	UNP P74717
N	6	HIS	-	expression tag	UNP P74717
N	7	HIS	-	expression tag	UNP P74717
N	8	HIS	-	expression tag	UNP P74717
N	9	HIS	-	expression tag	UNP P74717
N	10	HIS	-	expression tag	UNP P74717
N	11	SER	-	expression tag	UNP P74717
N	12	SER	-	expression tag	UNP P74717
N	13	SER	-	expression tag	UNP P74717
N	14	ALA	-	expression tag	UNP P74717
N	15	ALA	-	expression tag	UNP P74717

Continued on next page...

Continued from previous page...

Chain	Residue	Modelled	Actual	Comment	Reference
N	16	LEU	-	expression tag	UNP P74717
N	17	GLU	-	expression tag	UNP P74717
N	18	VAL	-	expression tag	UNP P74717
N	19	LEU	-	expression tag	UNP P74717
N	20	PHE	-	expression tag	UNP P74717
N	21	GLN	-	expression tag	UNP P74717
N	22	GLY	-	expression tag	UNP P74717
N	23	PRO	-	expression tag	UNP P74717
O	1	MET	-	initiating methionine	UNP P74717
O	2	GLY	-	expression tag	UNP P74717
O	3	SER	-	expression tag	UNP P74717
O	4	SER	-	expression tag	UNP P74717
O	5	HIS	-	expression tag	UNP P74717
O	6	HIS	-	expression tag	UNP P74717
O	7	HIS	-	expression tag	UNP P74717
O	8	HIS	-	expression tag	UNP P74717
O	9	HIS	-	expression tag	UNP P74717
O	10	HIS	-	expression tag	UNP P74717
O	11	SER	-	expression tag	UNP P74717
O	12	SER	-	expression tag	UNP P74717
O	13	SER	-	expression tag	UNP P74717
O	14	ALA	-	expression tag	UNP P74717
O	15	ALA	-	expression tag	UNP P74717
O	16	LEU	-	expression tag	UNP P74717
O	17	GLU	-	expression tag	UNP P74717
O	18	VAL	-	expression tag	UNP P74717
O	19	LEU	-	expression tag	UNP P74717
O	20	PHE	-	expression tag	UNP P74717
O	21	GLN	-	expression tag	UNP P74717
O	22	GLY	-	expression tag	UNP P74717
O	23	PRO	-	expression tag	UNP P74717
P	1	MET	-	initiating methionine	UNP P74717
P	2	GLY	-	expression tag	UNP P74717
P	3	SER	-	expression tag	UNP P74717
P	4	SER	-	expression tag	UNP P74717
P	5	HIS	-	expression tag	UNP P74717
P	6	HIS	-	expression tag	UNP P74717
P	7	HIS	-	expression tag	UNP P74717
P	8	HIS	-	expression tag	UNP P74717
P	9	HIS	-	expression tag	UNP P74717
P	10	HIS	-	expression tag	UNP P74717
P	11	SER	-	expression tag	UNP P74717

Continued on next page...

Continued from previous page...

Chain	Residue	Modelled	Actual	Comment	Reference
P	12	SER	-	expression tag	UNP P74717
P	13	SER	-	expression tag	UNP P74717
P	14	ALA	-	expression tag	UNP P74717
P	15	ALA	-	expression tag	UNP P74717
P	16	LEU	-	expression tag	UNP P74717
P	17	GLU	-	expression tag	UNP P74717
P	18	VAL	-	expression tag	UNP P74717
P	19	LEU	-	expression tag	UNP P74717
P	20	PHE	-	expression tag	UNP P74717
P	21	GLN	-	expression tag	UNP P74717
P	22	GLY	-	expression tag	UNP P74717
P	23	PRO	-	expression tag	UNP P74717
Q	1	MET	-	initiating methionine	UNP P74717
Q	2	GLY	-	expression tag	UNP P74717
Q	3	SER	-	expression tag	UNP P74717
Q	4	SER	-	expression tag	UNP P74717
Q	5	HIS	-	expression tag	UNP P74717
Q	6	HIS	-	expression tag	UNP P74717
Q	7	HIS	-	expression tag	UNP P74717
Q	8	HIS	-	expression tag	UNP P74717
Q	9	HIS	-	expression tag	UNP P74717
Q	10	HIS	-	expression tag	UNP P74717
Q	11	SER	-	expression tag	UNP P74717
Q	12	SER	-	expression tag	UNP P74717
Q	13	SER	-	expression tag	UNP P74717
Q	14	ALA	-	expression tag	UNP P74717
Q	15	ALA	-	expression tag	UNP P74717
Q	16	LEU	-	expression tag	UNP P74717
Q	17	GLU	-	expression tag	UNP P74717
Q	18	VAL	-	expression tag	UNP P74717
Q	19	LEU	-	expression tag	UNP P74717
Q	20	PHE	-	expression tag	UNP P74717
Q	21	GLN	-	expression tag	UNP P74717
Q	22	GLY	-	expression tag	UNP P74717
Q	23	PRO	-	expression tag	UNP P74717
R	1	MET	-	initiating methionine	UNP P74717
R	2	GLY	-	expression tag	UNP P74717
R	3	SER	-	expression tag	UNP P74717
R	4	SER	-	expression tag	UNP P74717
R	5	HIS	-	expression tag	UNP P74717
R	6	HIS	-	expression tag	UNP P74717
R	7	HIS	-	expression tag	UNP P74717

Continued on next page...

Continued from previous page...

Chain	Residue	Modelled	Actual	Comment	Reference
R	8	HIS	-	expression tag	UNP P74717
R	9	HIS	-	expression tag	UNP P74717
R	10	HIS	-	expression tag	UNP P74717
R	11	SER	-	expression tag	UNP P74717
R	12	SER	-	expression tag	UNP P74717
R	13	SER	-	expression tag	UNP P74717
R	14	ALA	-	expression tag	UNP P74717
R	15	ALA	-	expression tag	UNP P74717
R	16	LEU	-	expression tag	UNP P74717
R	17	GLU	-	expression tag	UNP P74717
R	18	VAL	-	expression tag	UNP P74717
R	19	LEU	-	expression tag	UNP P74717
R	20	PHE	-	expression tag	UNP P74717
R	21	GLN	-	expression tag	UNP P74717
R	22	GLY	-	expression tag	UNP P74717
R	23	PRO	-	expression tag	UNP P74717
S	1	MET	-	initiating methionine	UNP P74717
S	2	GLY	-	expression tag	UNP P74717
S	3	SER	-	expression tag	UNP P74717
S	4	SER	-	expression tag	UNP P74717
S	5	HIS	-	expression tag	UNP P74717
S	6	HIS	-	expression tag	UNP P74717
S	7	HIS	-	expression tag	UNP P74717
S	8	HIS	-	expression tag	UNP P74717
S	9	HIS	-	expression tag	UNP P74717
S	10	HIS	-	expression tag	UNP P74717
S	11	SER	-	expression tag	UNP P74717
S	12	SER	-	expression tag	UNP P74717
S	13	SER	-	expression tag	UNP P74717
S	14	ALA	-	expression tag	UNP P74717
S	15	ALA	-	expression tag	UNP P74717
S	16	LEU	-	expression tag	UNP P74717
S	17	GLU	-	expression tag	UNP P74717
S	18	VAL	-	expression tag	UNP P74717
S	19	LEU	-	expression tag	UNP P74717
S	20	PHE	-	expression tag	UNP P74717
S	21	GLN	-	expression tag	UNP P74717
S	22	GLY	-	expression tag	UNP P74717
S	23	PRO	-	expression tag	UNP P74717
T	1	MET	-	initiating methionine	UNP P74717
T	2	GLY	-	expression tag	UNP P74717
T	3	SER	-	expression tag	UNP P74717

Continued on next page...

Continued from previous page...

Chain	Residue	Modelled	Actual	Comment	Reference
T	4	SER	-	expression tag	UNP P74717
T	5	HIS	-	expression tag	UNP P74717
T	6	HIS	-	expression tag	UNP P74717
T	7	HIS	-	expression tag	UNP P74717
T	8	HIS	-	expression tag	UNP P74717
T	9	HIS	-	expression tag	UNP P74717
T	10	HIS	-	expression tag	UNP P74717
T	11	SER	-	expression tag	UNP P74717
T	12	SER	-	expression tag	UNP P74717
T	13	SER	-	expression tag	UNP P74717
T	14	ALA	-	expression tag	UNP P74717
T	15	ALA	-	expression tag	UNP P74717
T	16	LEU	-	expression tag	UNP P74717
T	17	GLU	-	expression tag	UNP P74717
T	18	VAL	-	expression tag	UNP P74717
T	19	LEU	-	expression tag	UNP P74717
T	20	PHE	-	expression tag	UNP P74717
T	21	GLN	-	expression tag	UNP P74717
T	22	GLY	-	expression tag	UNP P74717
T	23	PRO	-	expression tag	UNP P74717
U	1	MET	-	initiating methionine	UNP P74717
U	2	GLY	-	expression tag	UNP P74717
U	3	SER	-	expression tag	UNP P74717
U	4	SER	-	expression tag	UNP P74717
U	5	HIS	-	expression tag	UNP P74717
U	6	HIS	-	expression tag	UNP P74717
U	7	HIS	-	expression tag	UNP P74717
U	8	HIS	-	expression tag	UNP P74717
U	9	HIS	-	expression tag	UNP P74717
U	10	HIS	-	expression tag	UNP P74717
U	11	SER	-	expression tag	UNP P74717
U	12	SER	-	expression tag	UNP P74717
U	13	SER	-	expression tag	UNP P74717
U	14	ALA	-	expression tag	UNP P74717
U	15	ALA	-	expression tag	UNP P74717
U	16	LEU	-	expression tag	UNP P74717
U	17	GLU	-	expression tag	UNP P74717
U	18	VAL	-	expression tag	UNP P74717
U	19	LEU	-	expression tag	UNP P74717
U	20	PHE	-	expression tag	UNP P74717
U	21	GLN	-	expression tag	UNP P74717
U	22	GLY	-	expression tag	UNP P74717

Continued on next page...

Continued from previous page...

Chain	Residue	Modelled	Actual	Comment	Reference
U	23	PRO	-	expression tag	UNP P74717
V	1	MET	-	initiating methionine	UNP P74717
V	2	GLY	-	expression tag	UNP P74717
V	3	SER	-	expression tag	UNP P74717
V	4	SER	-	expression tag	UNP P74717
V	5	HIS	-	expression tag	UNP P74717
V	6	HIS	-	expression tag	UNP P74717
V	7	HIS	-	expression tag	UNP P74717
V	8	HIS	-	expression tag	UNP P74717
V	9	HIS	-	expression tag	UNP P74717
V	10	HIS	-	expression tag	UNP P74717
V	11	SER	-	expression tag	UNP P74717
V	12	SER	-	expression tag	UNP P74717
V	13	SER	-	expression tag	UNP P74717
V	14	ALA	-	expression tag	UNP P74717
V	15	ALA	-	expression tag	UNP P74717
V	16	LEU	-	expression tag	UNP P74717
V	17	GLU	-	expression tag	UNP P74717
V	18	VAL	-	expression tag	UNP P74717
V	19	LEU	-	expression tag	UNP P74717
V	20	PHE	-	expression tag	UNP P74717
V	21	GLN	-	expression tag	UNP P74717
V	22	GLY	-	expression tag	UNP P74717
V	23	PRO	-	expression tag	UNP P74717
W	1	MET	-	initiating methionine	UNP P74717
W	2	GLY	-	expression tag	UNP P74717
W	3	SER	-	expression tag	UNP P74717
W	4	SER	-	expression tag	UNP P74717
W	5	HIS	-	expression tag	UNP P74717
W	6	HIS	-	expression tag	UNP P74717
W	7	HIS	-	expression tag	UNP P74717
W	8	HIS	-	expression tag	UNP P74717
W	9	HIS	-	expression tag	UNP P74717
W	10	HIS	-	expression tag	UNP P74717
W	11	SER	-	expression tag	UNP P74717
W	12	SER	-	expression tag	UNP P74717
W	13	SER	-	expression tag	UNP P74717
W	14	ALA	-	expression tag	UNP P74717
W	15	ALA	-	expression tag	UNP P74717
W	16	LEU	-	expression tag	UNP P74717
W	17	GLU	-	expression tag	UNP P74717
W	18	VAL	-	expression tag	UNP P74717

Continued on next page...

Continued from previous page...

Chain	Residue	Modelled	Actual	Comment	Reference
W	19	LEU	-	expression tag	UNP P74717
W	20	PHE	-	expression tag	UNP P74717
W	21	GLN	-	expression tag	UNP P74717
W	22	GLY	-	expression tag	UNP P74717
W	23	PRO	-	expression tag	UNP P74717
X	1	MET	-	initiating methionine	UNP P74717
X	2	GLY	-	expression tag	UNP P74717
X	3	SER	-	expression tag	UNP P74717
X	4	SER	-	expression tag	UNP P74717
X	5	HIS	-	expression tag	UNP P74717
X	6	HIS	-	expression tag	UNP P74717
X	7	HIS	-	expression tag	UNP P74717
X	8	HIS	-	expression tag	UNP P74717
X	9	HIS	-	expression tag	UNP P74717
X	10	HIS	-	expression tag	UNP P74717
X	11	SER	-	expression tag	UNP P74717
X	12	SER	-	expression tag	UNP P74717
X	13	SER	-	expression tag	UNP P74717
X	14	ALA	-	expression tag	UNP P74717
X	15	ALA	-	expression tag	UNP P74717
X	16	LEU	-	expression tag	UNP P74717
X	17	GLU	-	expression tag	UNP P74717
X	18	VAL	-	expression tag	UNP P74717
X	19	LEU	-	expression tag	UNP P74717
X	20	PHE	-	expression tag	UNP P74717
X	21	GLN	-	expression tag	UNP P74717
X	22	GLY	-	expression tag	UNP P74717
X	23	PRO	-	expression tag	UNP P74717
Y	1	MET	-	initiating methionine	UNP P74717
Y	2	GLY	-	expression tag	UNP P74717
Y	3	SER	-	expression tag	UNP P74717
Y	4	SER	-	expression tag	UNP P74717
Y	5	HIS	-	expression tag	UNP P74717
Y	6	HIS	-	expression tag	UNP P74717
Y	7	HIS	-	expression tag	UNP P74717
Y	8	HIS	-	expression tag	UNP P74717
Y	9	HIS	-	expression tag	UNP P74717
Y	10	HIS	-	expression tag	UNP P74717
Y	11	SER	-	expression tag	UNP P74717
Y	12	SER	-	expression tag	UNP P74717
Y	13	SER	-	expression tag	UNP P74717
Y	14	ALA	-	expression tag	UNP P74717

Continued on next page...

Continued from previous page...

Chain	Residue	Modelled	Actual	Comment	Reference
Y	15	ALA	-	expression tag	UNP P74717
Y	16	LEU	-	expression tag	UNP P74717
Y	17	GLU	-	expression tag	UNP P74717
Y	18	VAL	-	expression tag	UNP P74717
Y	19	LEU	-	expression tag	UNP P74717
Y	20	PHE	-	expression tag	UNP P74717
Y	21	GLN	-	expression tag	UNP P74717
Y	22	GLY	-	expression tag	UNP P74717
Y	23	PRO	-	expression tag	UNP P74717
Z	1	MET	-	initiating methionine	UNP P74717
Z	2	GLY	-	expression tag	UNP P74717
Z	3	SER	-	expression tag	UNP P74717
Z	4	SER	-	expression tag	UNP P74717
Z	5	HIS	-	expression tag	UNP P74717
Z	6	HIS	-	expression tag	UNP P74717
Z	7	HIS	-	expression tag	UNP P74717
Z	8	HIS	-	expression tag	UNP P74717
Z	9	HIS	-	expression tag	UNP P74717
Z	10	HIS	-	expression tag	UNP P74717
Z	11	SER	-	expression tag	UNP P74717
Z	12	SER	-	expression tag	UNP P74717
Z	13	SER	-	expression tag	UNP P74717
Z	14	ALA	-	expression tag	UNP P74717
Z	15	ALA	-	expression tag	UNP P74717
Z	16	LEU	-	expression tag	UNP P74717
Z	17	GLU	-	expression tag	UNP P74717
Z	18	VAL	-	expression tag	UNP P74717
Z	19	LEU	-	expression tag	UNP P74717
Z	20	PHE	-	expression tag	UNP P74717
Z	21	GLN	-	expression tag	UNP P74717
Z	22	GLY	-	expression tag	UNP P74717
Z	23	PRO	-	expression tag	UNP P74717
a	1	MET	-	initiating methionine	UNP P74717
a	2	GLY	-	expression tag	UNP P74717
a	3	SER	-	expression tag	UNP P74717
a	4	SER	-	expression tag	UNP P74717
a	5	HIS	-	expression tag	UNP P74717
a	6	HIS	-	expression tag	UNP P74717
a	7	HIS	-	expression tag	UNP P74717
a	8	HIS	-	expression tag	UNP P74717
a	9	HIS	-	expression tag	UNP P74717
a	10	HIS	-	expression tag	UNP P74717

Continued on next page...

Continued from previous page...

Chain	Residue	Modelled	Actual	Comment	Reference
a	11	SER	-	expression tag	UNP P74717
a	12	SER	-	expression tag	UNP P74717
a	13	SER	-	expression tag	UNP P74717
a	14	ALA	-	expression tag	UNP P74717
a	15	ALA	-	expression tag	UNP P74717
a	16	LEU	-	expression tag	UNP P74717
a	17	GLU	-	expression tag	UNP P74717
a	18	VAL	-	expression tag	UNP P74717
a	19	LEU	-	expression tag	UNP P74717
a	20	PHE	-	expression tag	UNP P74717
a	21	GLN	-	expression tag	UNP P74717
a	22	GLY	-	expression tag	UNP P74717
a	23	PRO	-	expression tag	UNP P74717
b	1	MET	-	initiating methionine	UNP P74717
b	2	GLY	-	expression tag	UNP P74717
b	3	SER	-	expression tag	UNP P74717
b	4	SER	-	expression tag	UNP P74717
b	5	HIS	-	expression tag	UNP P74717
b	6	HIS	-	expression tag	UNP P74717
b	7	HIS	-	expression tag	UNP P74717
b	8	HIS	-	expression tag	UNP P74717
b	9	HIS	-	expression tag	UNP P74717
b	10	HIS	-	expression tag	UNP P74717
b	11	SER	-	expression tag	UNP P74717
b	12	SER	-	expression tag	UNP P74717
b	13	SER	-	expression tag	UNP P74717
b	14	ALA	-	expression tag	UNP P74717
b	15	ALA	-	expression tag	UNP P74717
b	16	LEU	-	expression tag	UNP P74717
b	17	GLU	-	expression tag	UNP P74717
b	18	VAL	-	expression tag	UNP P74717
b	19	LEU	-	expression tag	UNP P74717
b	20	PHE	-	expression tag	UNP P74717
b	21	GLN	-	expression tag	UNP P74717
b	22	GLY	-	expression tag	UNP P74717
b	23	PRO	-	expression tag	UNP P74717
c	1	MET	-	initiating methionine	UNP P74717
c	2	GLY	-	expression tag	UNP P74717
c	3	SER	-	expression tag	UNP P74717
c	4	SER	-	expression tag	UNP P74717
c	5	HIS	-	expression tag	UNP P74717
c	6	HIS	-	expression tag	UNP P74717

Continued on next page...

Continued from previous page...

Chain	Residue	Modelled	Actual	Comment	Reference
c	7	HIS	-	expression tag	UNP P74717
c	8	HIS	-	expression tag	UNP P74717
c	9	HIS	-	expression tag	UNP P74717
c	10	HIS	-	expression tag	UNP P74717
c	11	SER	-	expression tag	UNP P74717
c	12	SER	-	expression tag	UNP P74717
c	13	SER	-	expression tag	UNP P74717
c	14	ALA	-	expression tag	UNP P74717
c	15	ALA	-	expression tag	UNP P74717
c	16	LEU	-	expression tag	UNP P74717
c	17	GLU	-	expression tag	UNP P74717
c	18	VAL	-	expression tag	UNP P74717
c	19	LEU	-	expression tag	UNP P74717
c	20	PHE	-	expression tag	UNP P74717
c	21	GLN	-	expression tag	UNP P74717
c	22	GLY	-	expression tag	UNP P74717
c	23	PRO	-	expression tag	UNP P74717
d	1	MET	-	initiating methionine	UNP P74717
d	2	GLY	-	expression tag	UNP P74717
d	3	SER	-	expression tag	UNP P74717
d	4	SER	-	expression tag	UNP P74717
d	5	HIS	-	expression tag	UNP P74717
d	6	HIS	-	expression tag	UNP P74717
d	7	HIS	-	expression tag	UNP P74717
d	8	HIS	-	expression tag	UNP P74717
d	9	HIS	-	expression tag	UNP P74717
d	10	HIS	-	expression tag	UNP P74717
d	11	SER	-	expression tag	UNP P74717
d	12	SER	-	expression tag	UNP P74717
d	13	SER	-	expression tag	UNP P74717
d	14	ALA	-	expression tag	UNP P74717
d	15	ALA	-	expression tag	UNP P74717
d	16	LEU	-	expression tag	UNP P74717
d	17	GLU	-	expression tag	UNP P74717
d	18	VAL	-	expression tag	UNP P74717
d	19	LEU	-	expression tag	UNP P74717
d	20	PHE	-	expression tag	UNP P74717
d	21	GLN	-	expression tag	UNP P74717
d	22	GLY	-	expression tag	UNP P74717
d	23	PRO	-	expression tag	UNP P74717
e	1	MET	-	initiating methionine	UNP P74717
e	2	GLY	-	expression tag	UNP P74717

Continued on next page...

Continued from previous page...

Chain	Residue	Modelled	Actual	Comment	Reference
e	3	SER	-	expression tag	UNP P74717
e	4	SER	-	expression tag	UNP P74717
e	5	HIS	-	expression tag	UNP P74717
e	6	HIS	-	expression tag	UNP P74717
e	7	HIS	-	expression tag	UNP P74717
e	8	HIS	-	expression tag	UNP P74717
e	9	HIS	-	expression tag	UNP P74717
e	10	HIS	-	expression tag	UNP P74717
e	11	SER	-	expression tag	UNP P74717
e	12	SER	-	expression tag	UNP P74717
e	13	SER	-	expression tag	UNP P74717
e	14	ALA	-	expression tag	UNP P74717
e	15	ALA	-	expression tag	UNP P74717
e	16	LEU	-	expression tag	UNP P74717
e	17	GLU	-	expression tag	UNP P74717
e	18	VAL	-	expression tag	UNP P74717
e	19	LEU	-	expression tag	UNP P74717
e	20	PHE	-	expression tag	UNP P74717
e	21	GLN	-	expression tag	UNP P74717
e	22	GLY	-	expression tag	UNP P74717
e	23	PRO	-	expression tag	UNP P74717
f	1	MET	-	initiating methionine	UNP P74717
f	2	GLY	-	expression tag	UNP P74717
f	3	SER	-	expression tag	UNP P74717
f	4	SER	-	expression tag	UNP P74717
f	5	HIS	-	expression tag	UNP P74717
f	6	HIS	-	expression tag	UNP P74717
f	7	HIS	-	expression tag	UNP P74717
f	8	HIS	-	expression tag	UNP P74717
f	9	HIS	-	expression tag	UNP P74717
f	10	HIS	-	expression tag	UNP P74717
f	11	SER	-	expression tag	UNP P74717
f	12	SER	-	expression tag	UNP P74717
f	13	SER	-	expression tag	UNP P74717
f	14	ALA	-	expression tag	UNP P74717
f	15	ALA	-	expression tag	UNP P74717
f	16	LEU	-	expression tag	UNP P74717
f	17	GLU	-	expression tag	UNP P74717
f	18	VAL	-	expression tag	UNP P74717
f	19	LEU	-	expression tag	UNP P74717
f	20	PHE	-	expression tag	UNP P74717
f	21	GLN	-	expression tag	UNP P74717

Continued on next page...

Continued from previous page...

Chain	Residue	Modelled	Actual	Comment	Reference
f	22	GLY	-	expression tag	UNP P74717
f	23	PRO	-	expression tag	UNP P74717
g	1	MET	-	initiating methionine	UNP P74717
g	2	GLY	-	expression tag	UNP P74717
g	3	SER	-	expression tag	UNP P74717
g	4	SER	-	expression tag	UNP P74717
g	5	HIS	-	expression tag	UNP P74717
g	6	HIS	-	expression tag	UNP P74717
g	7	HIS	-	expression tag	UNP P74717
g	8	HIS	-	expression tag	UNP P74717
g	9	HIS	-	expression tag	UNP P74717
g	10	HIS	-	expression tag	UNP P74717
g	11	SER	-	expression tag	UNP P74717
g	12	SER	-	expression tag	UNP P74717
g	13	SER	-	expression tag	UNP P74717
g	14	ALA	-	expression tag	UNP P74717
g	15	ALA	-	expression tag	UNP P74717
g	16	LEU	-	expression tag	UNP P74717
g	17	GLU	-	expression tag	UNP P74717
g	18	VAL	-	expression tag	UNP P74717
g	19	LEU	-	expression tag	UNP P74717
g	20	PHE	-	expression tag	UNP P74717
g	21	GLN	-	expression tag	UNP P74717
g	22	GLY	-	expression tag	UNP P74717
g	23	PRO	-	expression tag	UNP P74717
h	1	MET	-	initiating methionine	UNP P74717
h	2	GLY	-	expression tag	UNP P74717
h	3	SER	-	expression tag	UNP P74717
h	4	SER	-	expression tag	UNP P74717
h	5	HIS	-	expression tag	UNP P74717
h	6	HIS	-	expression tag	UNP P74717
h	7	HIS	-	expression tag	UNP P74717
h	8	HIS	-	expression tag	UNP P74717
h	9	HIS	-	expression tag	UNP P74717
h	10	HIS	-	expression tag	UNP P74717
h	11	SER	-	expression tag	UNP P74717
h	12	SER	-	expression tag	UNP P74717
h	13	SER	-	expression tag	UNP P74717
h	14	ALA	-	expression tag	UNP P74717
h	15	ALA	-	expression tag	UNP P74717
h	16	LEU	-	expression tag	UNP P74717
h	17	GLU	-	expression tag	UNP P74717

Continued on next page...

Continued from previous page...

Chain	Residue	Modelled	Actual	Comment	Reference
h	18	VAL	-	expression tag	UNP P74717
h	19	LEU	-	expression tag	UNP P74717
h	20	PHE	-	expression tag	UNP P74717
h	21	GLN	-	expression tag	UNP P74717
h	22	GLY	-	expression tag	UNP P74717
h	23	PRO	-	expression tag	UNP P74717
i	1	MET	-	initiating methionine	UNP P74717
i	2	GLY	-	expression tag	UNP P74717
i	3	SER	-	expression tag	UNP P74717
i	4	SER	-	expression tag	UNP P74717
i	5	HIS	-	expression tag	UNP P74717
i	6	HIS	-	expression tag	UNP P74717
i	7	HIS	-	expression tag	UNP P74717
i	8	HIS	-	expression tag	UNP P74717
i	9	HIS	-	expression tag	UNP P74717
i	10	HIS	-	expression tag	UNP P74717
i	11	SER	-	expression tag	UNP P74717
i	12	SER	-	expression tag	UNP P74717
i	13	SER	-	expression tag	UNP P74717
i	14	ALA	-	expression tag	UNP P74717
i	15	ALA	-	expression tag	UNP P74717
i	16	LEU	-	expression tag	UNP P74717
i	17	GLU	-	expression tag	UNP P74717
i	18	VAL	-	expression tag	UNP P74717
i	19	LEU	-	expression tag	UNP P74717
i	20	PHE	-	expression tag	UNP P74717
i	21	GLN	-	expression tag	UNP P74717
i	22	GLY	-	expression tag	UNP P74717
i	23	PRO	-	expression tag	UNP P74717
j	1	MET	-	initiating methionine	UNP P74717
j	2	GLY	-	expression tag	UNP P74717
j	3	SER	-	expression tag	UNP P74717
j	4	SER	-	expression tag	UNP P74717
j	5	HIS	-	expression tag	UNP P74717
j	6	HIS	-	expression tag	UNP P74717
j	7	HIS	-	expression tag	UNP P74717
j	8	HIS	-	expression tag	UNP P74717
j	9	HIS	-	expression tag	UNP P74717
j	10	HIS	-	expression tag	UNP P74717
j	11	SER	-	expression tag	UNP P74717
j	12	SER	-	expression tag	UNP P74717
j	13	SER	-	expression tag	UNP P74717

Continued on next page...

Continued from previous page...

Chain	Residue	Modelled	Actual	Comment	Reference
j	14	ALA	-	expression tag	UNP P74717
j	15	ALA	-	expression tag	UNP P74717
j	16	LEU	-	expression tag	UNP P74717
j	17	GLU	-	expression tag	UNP P74717
j	18	VAL	-	expression tag	UNP P74717
j	19	LEU	-	expression tag	UNP P74717
j	20	PHE	-	expression tag	UNP P74717
j	21	GLN	-	expression tag	UNP P74717
j	22	GLY	-	expression tag	UNP P74717
j	23	PRO	-	expression tag	UNP P74717
k	1	MET	-	initiating methionine	UNP P74717
k	2	GLY	-	expression tag	UNP P74717
k	3	SER	-	expression tag	UNP P74717
k	4	SER	-	expression tag	UNP P74717
k	5	HIS	-	expression tag	UNP P74717
k	6	HIS	-	expression tag	UNP P74717
k	7	HIS	-	expression tag	UNP P74717
k	8	HIS	-	expression tag	UNP P74717
k	9	HIS	-	expression tag	UNP P74717
k	10	HIS	-	expression tag	UNP P74717
k	11	SER	-	expression tag	UNP P74717
k	12	SER	-	expression tag	UNP P74717
k	13	SER	-	expression tag	UNP P74717
k	14	ALA	-	expression tag	UNP P74717
k	15	ALA	-	expression tag	UNP P74717
k	16	LEU	-	expression tag	UNP P74717
k	17	GLU	-	expression tag	UNP P74717
k	18	VAL	-	expression tag	UNP P74717
k	19	LEU	-	expression tag	UNP P74717
k	20	PHE	-	expression tag	UNP P74717
k	21	GLN	-	expression tag	UNP P74717
k	22	GLY	-	expression tag	UNP P74717
k	23	PRO	-	expression tag	UNP P74717
l	1	MET	-	initiating methionine	UNP P74717
l	2	GLY	-	expression tag	UNP P74717
l	3	SER	-	expression tag	UNP P74717
l	4	SER	-	expression tag	UNP P74717
l	5	HIS	-	expression tag	UNP P74717
l	6	HIS	-	expression tag	UNP P74717
l	7	HIS	-	expression tag	UNP P74717
l	8	HIS	-	expression tag	UNP P74717
l	9	HIS	-	expression tag	UNP P74717

Continued on next page...

Continued from previous page...

Chain	Residue	Modelled	Actual	Comment	Reference
l	10	HIS	-	expression tag	UNP P74717
l	11	SER	-	expression tag	UNP P74717
l	12	SER	-	expression tag	UNP P74717
l	13	SER	-	expression tag	UNP P74717
l	14	ALA	-	expression tag	UNP P74717
l	15	ALA	-	expression tag	UNP P74717
l	16	LEU	-	expression tag	UNP P74717
l	17	GLU	-	expression tag	UNP P74717
l	18	VAL	-	expression tag	UNP P74717
l	19	LEU	-	expression tag	UNP P74717
l	20	PHE	-	expression tag	UNP P74717
l	21	GLN	-	expression tag	UNP P74717
l	22	GLY	-	expression tag	UNP P74717
l	23	PRO	-	expression tag	UNP P74717
m	1	MET	-	initiating methionine	UNP P74717
m	2	GLY	-	expression tag	UNP P74717
m	3	SER	-	expression tag	UNP P74717
m	4	SER	-	expression tag	UNP P74717
m	5	HIS	-	expression tag	UNP P74717
m	6	HIS	-	expression tag	UNP P74717
m	7	HIS	-	expression tag	UNP P74717
m	8	HIS	-	expression tag	UNP P74717
m	9	HIS	-	expression tag	UNP P74717
m	10	HIS	-	expression tag	UNP P74717
m	11	SER	-	expression tag	UNP P74717
m	12	SER	-	expression tag	UNP P74717
m	13	SER	-	expression tag	UNP P74717
m	14	ALA	-	expression tag	UNP P74717
m	15	ALA	-	expression tag	UNP P74717
m	16	LEU	-	expression tag	UNP P74717
m	17	GLU	-	expression tag	UNP P74717
m	18	VAL	-	expression tag	UNP P74717
m	19	LEU	-	expression tag	UNP P74717
m	20	PHE	-	expression tag	UNP P74717
m	21	GLN	-	expression tag	UNP P74717
m	22	GLY	-	expression tag	UNP P74717
m	23	PRO	-	expression tag	UNP P74717
n	1	MET	-	initiating methionine	UNP P74717
n	2	GLY	-	expression tag	UNP P74717
n	3	SER	-	expression tag	UNP P74717
n	4	SER	-	expression tag	UNP P74717
n	5	HIS	-	expression tag	UNP P74717

Continued on next page...

Continued from previous page...

Chain	Residue	Modelled	Actual	Comment	Reference
n	6	HIS	-	expression tag	UNP P74717
n	7	HIS	-	expression tag	UNP P74717
n	8	HIS	-	expression tag	UNP P74717
n	9	HIS	-	expression tag	UNP P74717
n	10	HIS	-	expression tag	UNP P74717
n	11	SER	-	expression tag	UNP P74717
n	12	SER	-	expression tag	UNP P74717
n	13	SER	-	expression tag	UNP P74717
n	14	ALA	-	expression tag	UNP P74717
n	15	ALA	-	expression tag	UNP P74717
n	16	LEU	-	expression tag	UNP P74717
n	17	GLU	-	expression tag	UNP P74717
n	18	VAL	-	expression tag	UNP P74717
n	19	LEU	-	expression tag	UNP P74717
n	20	PHE	-	expression tag	UNP P74717
n	21	GLN	-	expression tag	UNP P74717
n	22	GLY	-	expression tag	UNP P74717
n	23	PRO	-	expression tag	UNP P74717
o	1	MET	-	initiating methionine	UNP P74717
o	2	GLY	-	expression tag	UNP P74717
o	3	SER	-	expression tag	UNP P74717
o	4	SER	-	expression tag	UNP P74717
o	5	HIS	-	expression tag	UNP P74717
o	6	HIS	-	expression tag	UNP P74717
o	7	HIS	-	expression tag	UNP P74717
o	8	HIS	-	expression tag	UNP P74717
o	9	HIS	-	expression tag	UNP P74717
o	10	HIS	-	expression tag	UNP P74717
o	11	SER	-	expression tag	UNP P74717
o	12	SER	-	expression tag	UNP P74717
o	13	SER	-	expression tag	UNP P74717
o	14	ALA	-	expression tag	UNP P74717
o	15	ALA	-	expression tag	UNP P74717
o	16	LEU	-	expression tag	UNP P74717
o	17	GLU	-	expression tag	UNP P74717
o	18	VAL	-	expression tag	UNP P74717
o	19	LEU	-	expression tag	UNP P74717
o	20	PHE	-	expression tag	UNP P74717
o	21	GLN	-	expression tag	UNP P74717
o	22	GLY	-	expression tag	UNP P74717
o	23	PRO	-	expression tag	UNP P74717
p	1	MET	-	initiating methionine	UNP P74717

Continued on next page...

Continued from previous page...

Chain	Residue	Modelled	Actual	Comment	Reference
p	2	GLY	-	expression tag	UNP P74717
p	3	SER	-	expression tag	UNP P74717
p	4	SER	-	expression tag	UNP P74717
p	5	HIS	-	expression tag	UNP P74717
p	6	HIS	-	expression tag	UNP P74717
p	7	HIS	-	expression tag	UNP P74717
p	8	HIS	-	expression tag	UNP P74717
p	9	HIS	-	expression tag	UNP P74717
p	10	HIS	-	expression tag	UNP P74717
p	11	SER	-	expression tag	UNP P74717
p	12	SER	-	expression tag	UNP P74717
p	13	SER	-	expression tag	UNP P74717
p	14	ALA	-	expression tag	UNP P74717
p	15	ALA	-	expression tag	UNP P74717
p	16	LEU	-	expression tag	UNP P74717
p	17	GLU	-	expression tag	UNP P74717
p	18	VAL	-	expression tag	UNP P74717
p	19	LEU	-	expression tag	UNP P74717
p	20	PHE	-	expression tag	UNP P74717
p	21	GLN	-	expression tag	UNP P74717
p	22	GLY	-	expression tag	UNP P74717
p	23	PRO	-	expression tag	UNP P74717
q	1	MET	-	initiating methionine	UNP P74717
q	2	GLY	-	expression tag	UNP P74717
q	3	SER	-	expression tag	UNP P74717
q	4	SER	-	expression tag	UNP P74717
q	5	HIS	-	expression tag	UNP P74717
q	6	HIS	-	expression tag	UNP P74717
q	7	HIS	-	expression tag	UNP P74717
q	8	HIS	-	expression tag	UNP P74717
q	9	HIS	-	expression tag	UNP P74717
q	10	HIS	-	expression tag	UNP P74717
q	11	SER	-	expression tag	UNP P74717
q	12	SER	-	expression tag	UNP P74717
q	13	SER	-	expression tag	UNP P74717
q	14	ALA	-	expression tag	UNP P74717
q	15	ALA	-	expression tag	UNP P74717
q	16	LEU	-	expression tag	UNP P74717
q	17	GLU	-	expression tag	UNP P74717
q	18	VAL	-	expression tag	UNP P74717
q	19	LEU	-	expression tag	UNP P74717
q	20	PHE	-	expression tag	UNP P74717

Continued on next page...

Continued from previous page...

Chain	Residue	Modelled	Actual	Comment	Reference
q	21	GLN	-	expression tag	UNP P74717
q	22	GLY	-	expression tag	UNP P74717
q	23	PRO	-	expression tag	UNP P74717
r	1	MET	-	initiating methionine	UNP P74717
r	2	GLY	-	expression tag	UNP P74717
r	3	SER	-	expression tag	UNP P74717
r	4	SER	-	expression tag	UNP P74717
r	5	HIS	-	expression tag	UNP P74717
r	6	HIS	-	expression tag	UNP P74717
r	7	HIS	-	expression tag	UNP P74717
r	8	HIS	-	expression tag	UNP P74717
r	9	HIS	-	expression tag	UNP P74717
r	10	HIS	-	expression tag	UNP P74717
r	11	SER	-	expression tag	UNP P74717
r	12	SER	-	expression tag	UNP P74717
r	13	SER	-	expression tag	UNP P74717
r	14	ALA	-	expression tag	UNP P74717
r	15	ALA	-	expression tag	UNP P74717
r	16	LEU	-	expression tag	UNP P74717
r	17	GLU	-	expression tag	UNP P74717
r	18	VAL	-	expression tag	UNP P74717
r	19	LEU	-	expression tag	UNP P74717
r	20	PHE	-	expression tag	UNP P74717
r	21	GLN	-	expression tag	UNP P74717
r	22	GLY	-	expression tag	UNP P74717
r	23	PRO	-	expression tag	UNP P74717
s	1	MET	-	initiating methionine	UNP P74717
s	2	GLY	-	expression tag	UNP P74717
s	3	SER	-	expression tag	UNP P74717
s	4	SER	-	expression tag	UNP P74717
s	5	HIS	-	expression tag	UNP P74717
s	6	HIS	-	expression tag	UNP P74717
s	7	HIS	-	expression tag	UNP P74717
s	8	HIS	-	expression tag	UNP P74717
s	9	HIS	-	expression tag	UNP P74717
s	10	HIS	-	expression tag	UNP P74717
s	11	SER	-	expression tag	UNP P74717
s	12	SER	-	expression tag	UNP P74717
s	13	SER	-	expression tag	UNP P74717
s	14	ALA	-	expression tag	UNP P74717
s	15	ALA	-	expression tag	UNP P74717
s	16	LEU	-	expression tag	UNP P74717

Continued on next page...

Continued from previous page...

Chain	Residue	Modelled	Actual	Comment	Reference
s	17	GLU	-	expression tag	UNP P74717
s	18	VAL	-	expression tag	UNP P74717
s	19	LEU	-	expression tag	UNP P74717
s	20	PHE	-	expression tag	UNP P74717
s	21	GLN	-	expression tag	UNP P74717
s	22	GLY	-	expression tag	UNP P74717
s	23	PRO	-	expression tag	UNP P74717
t	1	MET	-	initiating methionine	UNP P74717
t	2	GLY	-	expression tag	UNP P74717
t	3	SER	-	expression tag	UNP P74717
t	4	SER	-	expression tag	UNP P74717
t	5	HIS	-	expression tag	UNP P74717
t	6	HIS	-	expression tag	UNP P74717
t	7	HIS	-	expression tag	UNP P74717
t	8	HIS	-	expression tag	UNP P74717
t	9	HIS	-	expression tag	UNP P74717
t	10	HIS	-	expression tag	UNP P74717
t	11	SER	-	expression tag	UNP P74717
t	12	SER	-	expression tag	UNP P74717
t	13	SER	-	expression tag	UNP P74717
t	14	ALA	-	expression tag	UNP P74717
t	15	ALA	-	expression tag	UNP P74717
t	16	LEU	-	expression tag	UNP P74717
t	17	GLU	-	expression tag	UNP P74717
t	18	VAL	-	expression tag	UNP P74717
t	19	LEU	-	expression tag	UNP P74717
t	20	PHE	-	expression tag	UNP P74717
t	21	GLN	-	expression tag	UNP P74717
t	22	GLY	-	expression tag	UNP P74717
t	23	PRO	-	expression tag	UNP P74717
u	1	MET	-	initiating methionine	UNP P74717
u	2	GLY	-	expression tag	UNP P74717
u	3	SER	-	expression tag	UNP P74717
u	4	SER	-	expression tag	UNP P74717
u	5	HIS	-	expression tag	UNP P74717
u	6	HIS	-	expression tag	UNP P74717
u	7	HIS	-	expression tag	UNP P74717
u	8	HIS	-	expression tag	UNP P74717
u	9	HIS	-	expression tag	UNP P74717
u	10	HIS	-	expression tag	UNP P74717
u	11	SER	-	expression tag	UNP P74717
u	12	SER	-	expression tag	UNP P74717

Continued on next page...

Continued from previous page...

Chain	Residue	Modelled	Actual	Comment	Reference
u	13	SER	-	expression tag	UNP P74717
u	14	ALA	-	expression tag	UNP P74717
u	15	ALA	-	expression tag	UNP P74717
u	16	LEU	-	expression tag	UNP P74717
u	17	GLU	-	expression tag	UNP P74717
u	18	VAL	-	expression tag	UNP P74717
u	19	LEU	-	expression tag	UNP P74717
u	20	PHE	-	expression tag	UNP P74717
u	21	GLN	-	expression tag	UNP P74717
u	22	GLY	-	expression tag	UNP P74717
u	23	PRO	-	expression tag	UNP P74717
v	1	MET	-	initiating methionine	UNP P74717
v	2	GLY	-	expression tag	UNP P74717
v	3	SER	-	expression tag	UNP P74717
v	4	SER	-	expression tag	UNP P74717
v	5	HIS	-	expression tag	UNP P74717
v	6	HIS	-	expression tag	UNP P74717
v	7	HIS	-	expression tag	UNP P74717
v	8	HIS	-	expression tag	UNP P74717
v	9	HIS	-	expression tag	UNP P74717
v	10	HIS	-	expression tag	UNP P74717
v	11	SER	-	expression tag	UNP P74717
v	12	SER	-	expression tag	UNP P74717
v	13	SER	-	expression tag	UNP P74717
v	14	ALA	-	expression tag	UNP P74717
v	15	ALA	-	expression tag	UNP P74717
v	16	LEU	-	expression tag	UNP P74717
v	17	GLU	-	expression tag	UNP P74717
v	18	VAL	-	expression tag	UNP P74717
v	19	LEU	-	expression tag	UNP P74717
v	20	PHE	-	expression tag	UNP P74717
v	21	GLN	-	expression tag	UNP P74717
v	22	GLY	-	expression tag	UNP P74717
v	23	PRO	-	expression tag	UNP P74717
w	1	MET	-	initiating methionine	UNP P74717
w	2	GLY	-	expression tag	UNP P74717
w	3	SER	-	expression tag	UNP P74717
w	4	SER	-	expression tag	UNP P74717
w	5	HIS	-	expression tag	UNP P74717
w	6	HIS	-	expression tag	UNP P74717
w	7	HIS	-	expression tag	UNP P74717
w	8	HIS	-	expression tag	UNP P74717

Continued on next page...

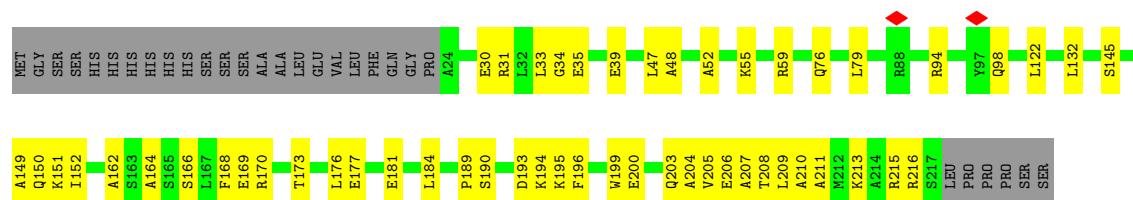
Continued from previous page...

Chain	Residue	Modelled	Actual	Comment	Reference
w	9	HIS	-	expression tag	UNP P74717
w	10	HIS	-	expression tag	UNP P74717
w	11	SER	-	expression tag	UNP P74717
w	12	SER	-	expression tag	UNP P74717
w	13	SER	-	expression tag	UNP P74717
w	14	ALA	-	expression tag	UNP P74717
w	15	ALA	-	expression tag	UNP P74717
w	16	LEU	-	expression tag	UNP P74717
w	17	GLU	-	expression tag	UNP P74717
w	18	VAL	-	expression tag	UNP P74717
w	19	LEU	-	expression tag	UNP P74717
w	20	PHE	-	expression tag	UNP P74717
w	21	GLN	-	expression tag	UNP P74717
w	22	GLY	-	expression tag	UNP P74717
w	23	PRO	-	expression tag	UNP P74717
x	1	MET	-	initiating methionine	UNP P74717
x	2	GLY	-	expression tag	UNP P74717
x	3	SER	-	expression tag	UNP P74717
x	4	SER	-	expression tag	UNP P74717
x	5	HIS	-	expression tag	UNP P74717
x	6	HIS	-	expression tag	UNP P74717
x	7	HIS	-	expression tag	UNP P74717
x	8	HIS	-	expression tag	UNP P74717
x	9	HIS	-	expression tag	UNP P74717
x	10	HIS	-	expression tag	UNP P74717
x	11	SER	-	expression tag	UNP P74717
x	12	SER	-	expression tag	UNP P74717
x	13	SER	-	expression tag	UNP P74717
x	14	ALA	-	expression tag	UNP P74717
x	15	ALA	-	expression tag	UNP P74717
x	16	LEU	-	expression tag	UNP P74717
x	17	GLU	-	expression tag	UNP P74717
x	18	VAL	-	expression tag	UNP P74717
x	19	LEU	-	expression tag	UNP P74717
x	20	PHE	-	expression tag	UNP P74717
x	21	GLN	-	expression tag	UNP P74717
x	22	GLY	-	expression tag	UNP P74717
x	23	PRO	-	expression tag	UNP P74717
y	1	MET	-	initiating methionine	UNP P74717
y	2	GLY	-	expression tag	UNP P74717
y	3	SER	-	expression tag	UNP P74717
y	4	SER	-	expression tag	UNP P74717

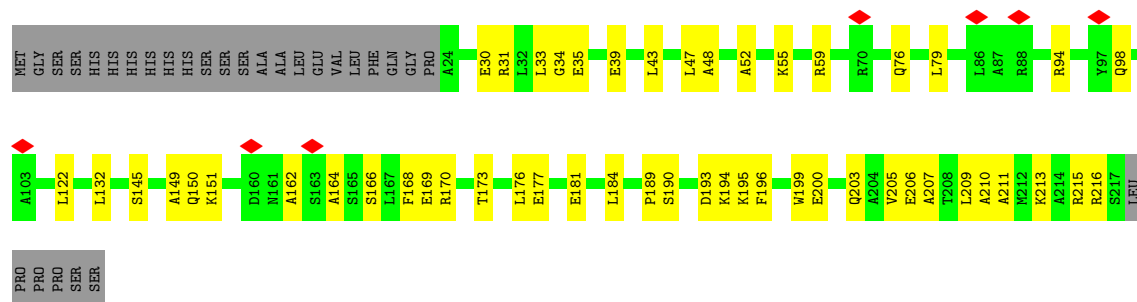
Continued on next page...

Continued from previous page...

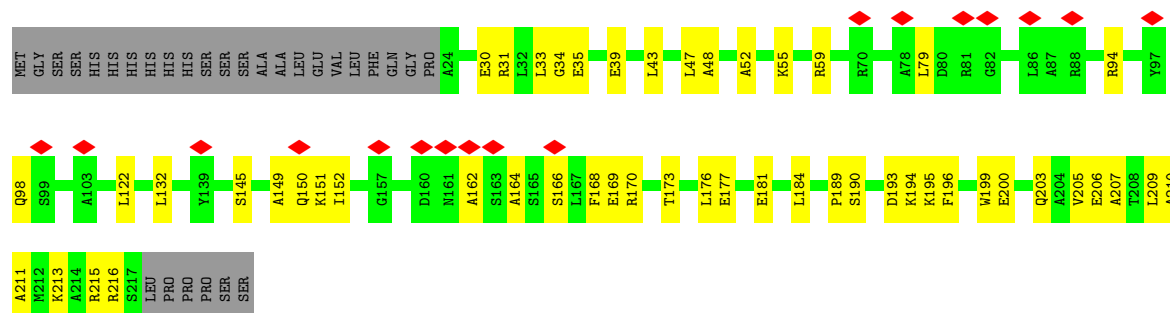
Chain	Residue	Modelled	Actual	Comment	Reference
y	5	HIS	-	expression tag	UNP P74717
y	6	HIS	-	expression tag	UNP P74717
y	7	HIS	-	expression tag	UNP P74717
y	8	HIS	-	expression tag	UNP P74717
y	9	HIS	-	expression tag	UNP P74717
y	10	HIS	-	expression tag	UNP P74717
y	11	SER	-	expression tag	UNP P74717
y	12	SER	-	expression tag	UNP P74717
y	13	SER	-	expression tag	UNP P74717
y	14	ALA	-	expression tag	UNP P74717
y	15	ALA	-	expression tag	UNP P74717
y	16	LEU	-	expression tag	UNP P74717
y	17	GLU	-	expression tag	UNP P74717
y	18	VAL	-	expression tag	UNP P74717
y	19	LEU	-	expression tag	UNP P74717
y	20	PHE	-	expression tag	UNP P74717
y	21	GLN	-	expression tag	UNP P74717
y	22	GLY	-	expression tag	UNP P74717
y	23	PRO	-	expression tag	UNP P74717
z	1	MET	-	initiating methionine	UNP P74717
z	2	GLY	-	expression tag	UNP P74717
z	3	SER	-	expression tag	UNP P74717
z	4	SER	-	expression tag	UNP P74717
z	5	HIS	-	expression tag	UNP P74717
z	6	HIS	-	expression tag	UNP P74717
z	7	HIS	-	expression tag	UNP P74717
z	8	HIS	-	expression tag	UNP P74717
z	9	HIS	-	expression tag	UNP P74717
z	10	HIS	-	expression tag	UNP P74717
z	11	SER	-	expression tag	UNP P74717
z	12	SER	-	expression tag	UNP P74717
z	13	SER	-	expression tag	UNP P74717
z	14	ALA	-	expression tag	UNP P74717
z	15	ALA	-	expression tag	UNP P74717
z	16	LEU	-	expression tag	UNP P74717
z	17	GLU	-	expression tag	UNP P74717
z	18	VAL	-	expression tag	UNP P74717
z	19	LEU	-	expression tag	UNP P74717
z	20	PHE	-	expression tag	UNP P74717
z	21	GLN	-	expression tag	UNP P74717
z	22	GLY	-	expression tag	UNP P74717
z	23	PRO	-	expression tag	UNP P74717



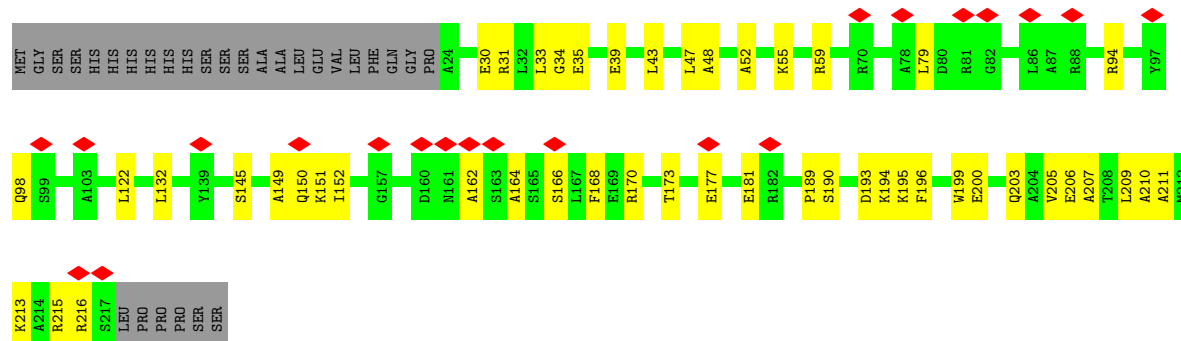
- Molecule 1: Chloroplast membrane-associated 30 kD protein



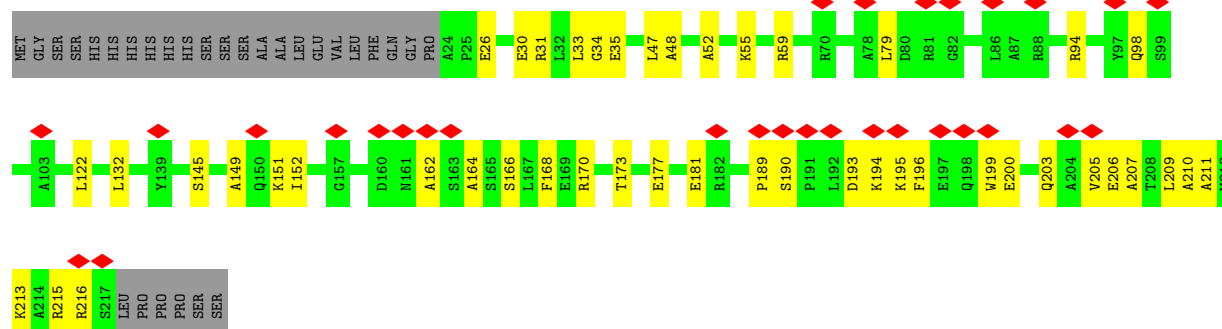
- Molecule 1: Chloroplast membrane-associated 30 kD protein



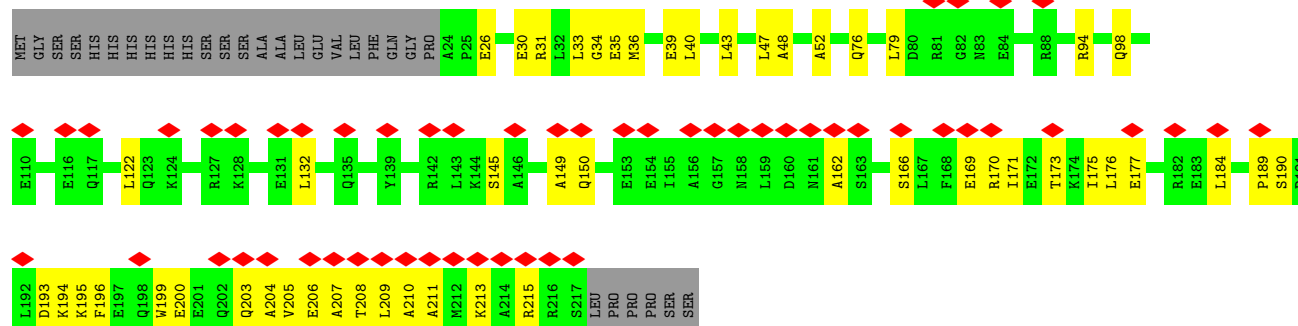
- Molecule 1: Chloroplast membrane-associated 30 kD protein



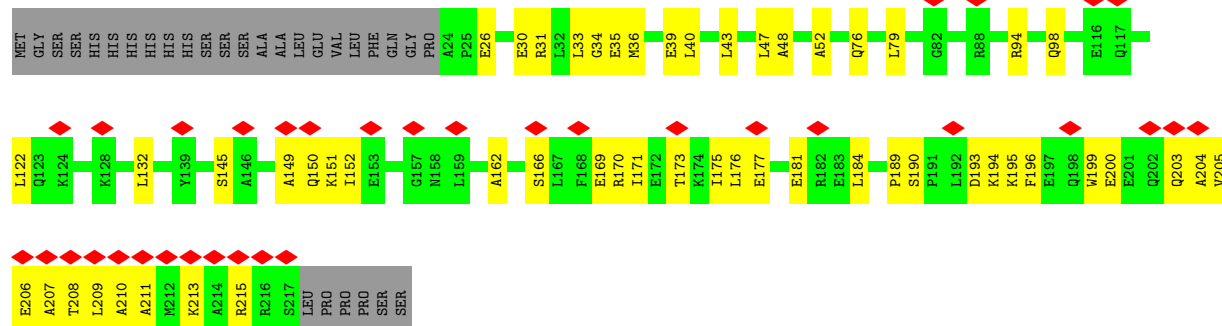
- Molecule 1: Chloroplast membrane-associated 30 kD protein




- Molecule 1: Chloroplast membrane-associated 30 kD protein

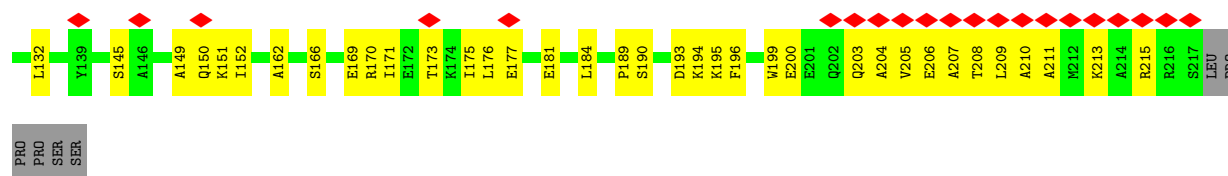


- Molecule 1: Chloroplast membrane-associated 30 kD protein




- Molecule 1: Chloroplast membrane-associated 30 kD protein






- Molecule 1: Chloroplast membrane-associated 30 kD protein



- Molecule 1: Chloroplast membrane-associated 30 kD protein



- Molecule 1: Chloroplast membrane-associated 30 kD protein



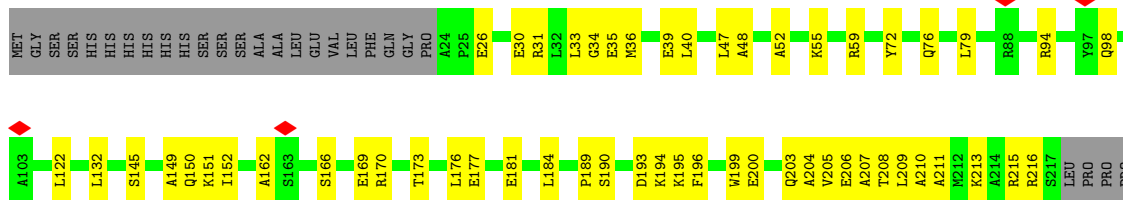
- Molecule 1: Chloroplast membrane-associated 30 kD protein



PRO
PRO
SER

- Molecule 1: Chloroplast membrane-associated 30 kD protein

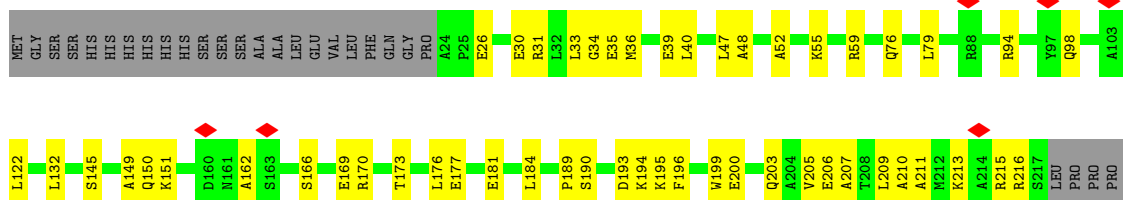
Chain H:  62% 25% 13%



SER
SER

- Molecule 1: Chloroplast membrane-associated 30 kD protein

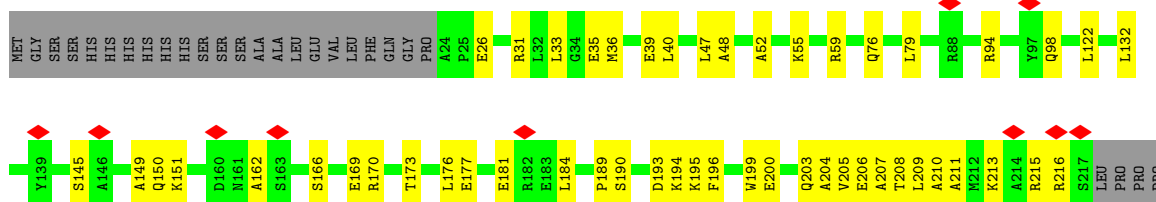
Chain I:  64% 23% 13%



SER

- Molecule 1: Chloroplast membrane-associated 30 kD protein

Chain J:  64% 23% 13%

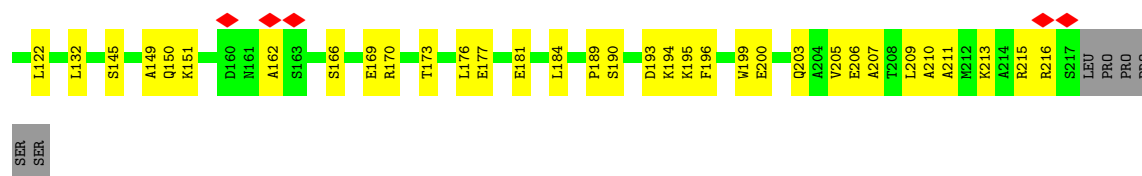


SER
SER

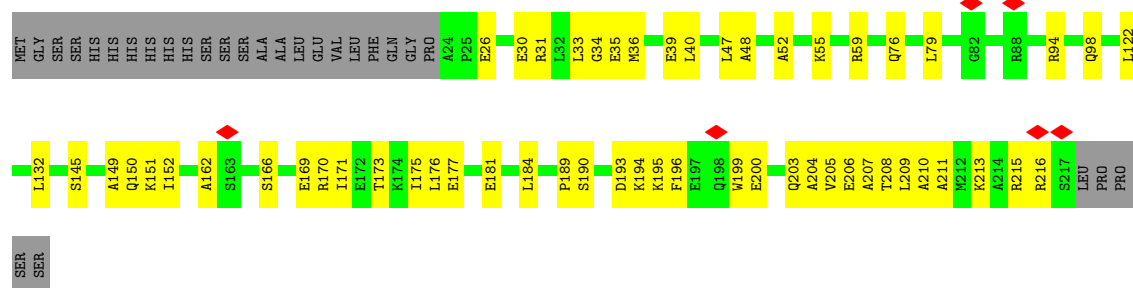
- Molecule 1: Chloroplast membrane-associated 30 kD protein

Chain K:  64% 23% 13%

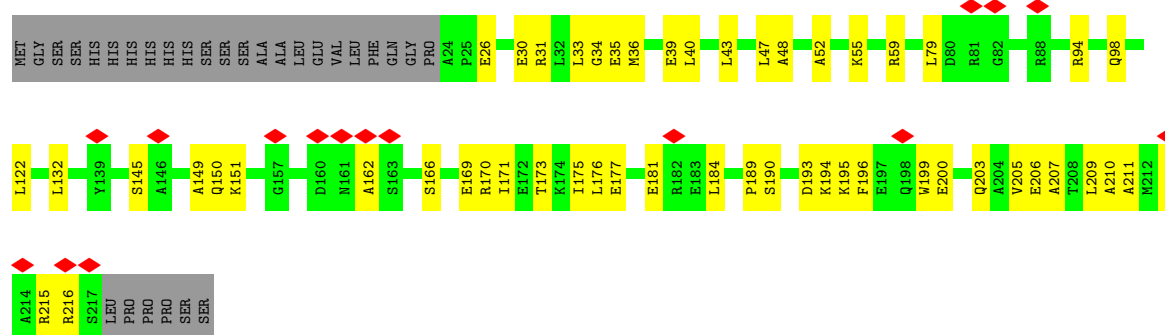




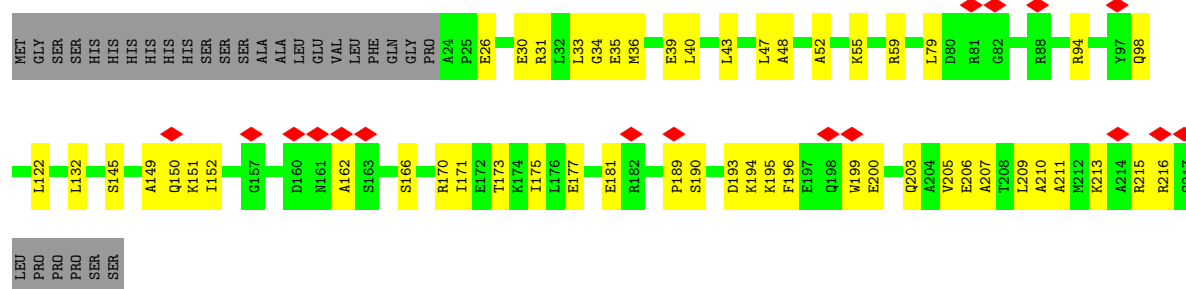
- Molecule 1: Chloroplast membrane-associated 30 kD protein



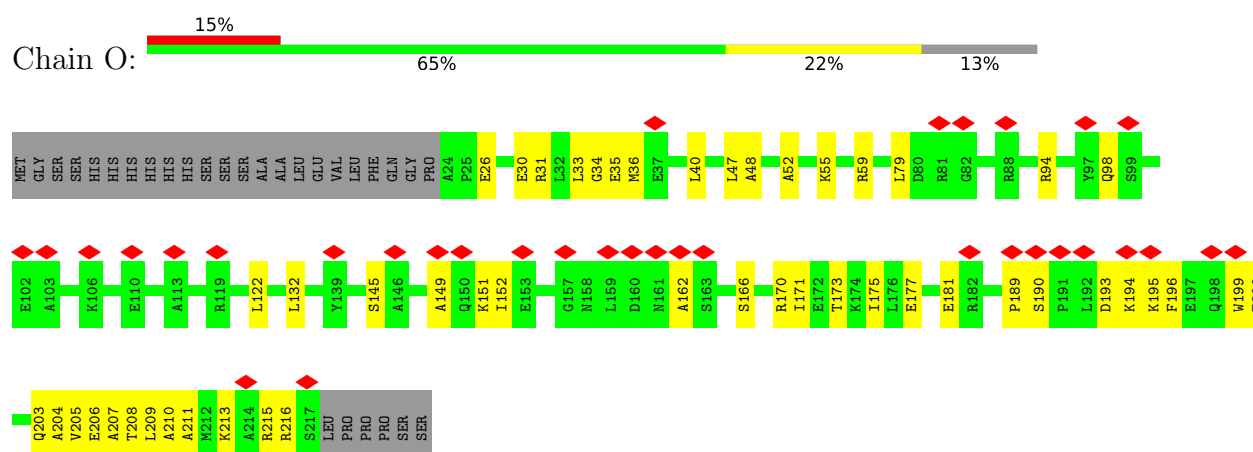
- Molecule 1: Chloroplast membrane-associated 30 kD protein



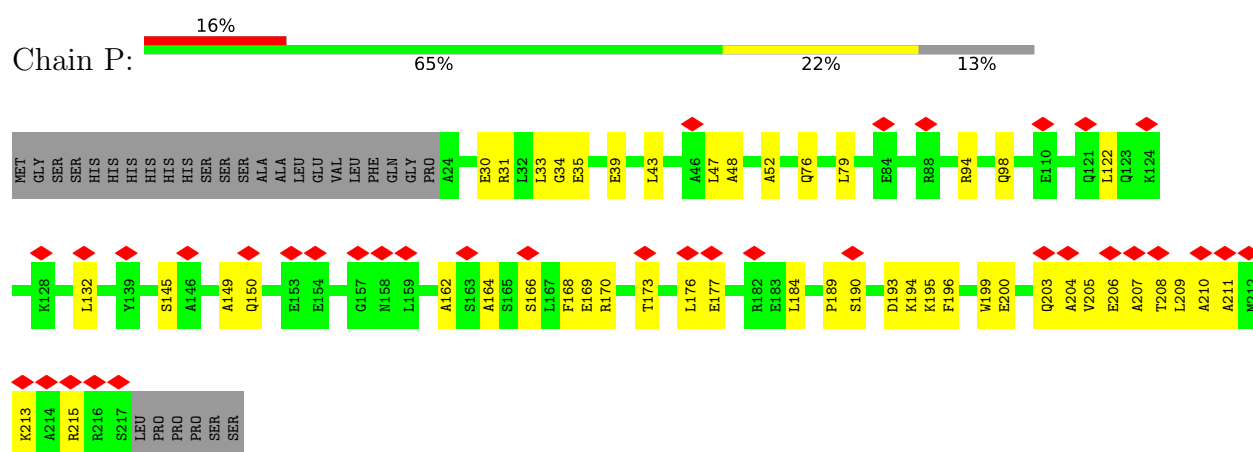
- Molecule 1: Chloroplast membrane-associated 30 kD protein



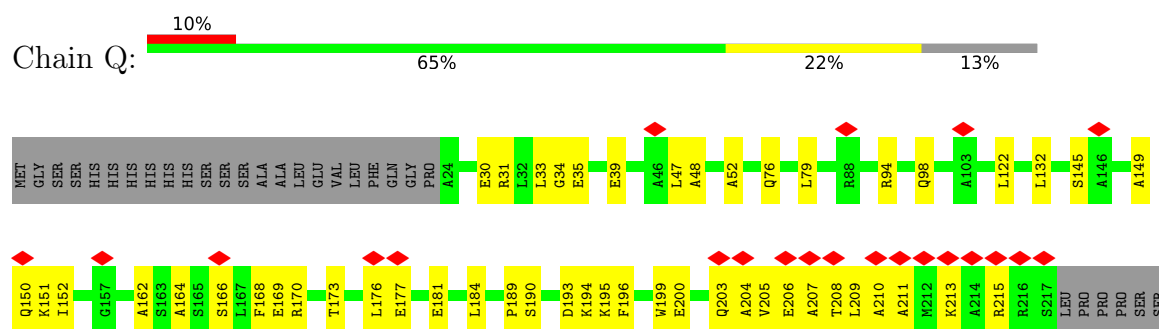
- Molecule 1: Chloroplast membrane-associated 30 kD protein



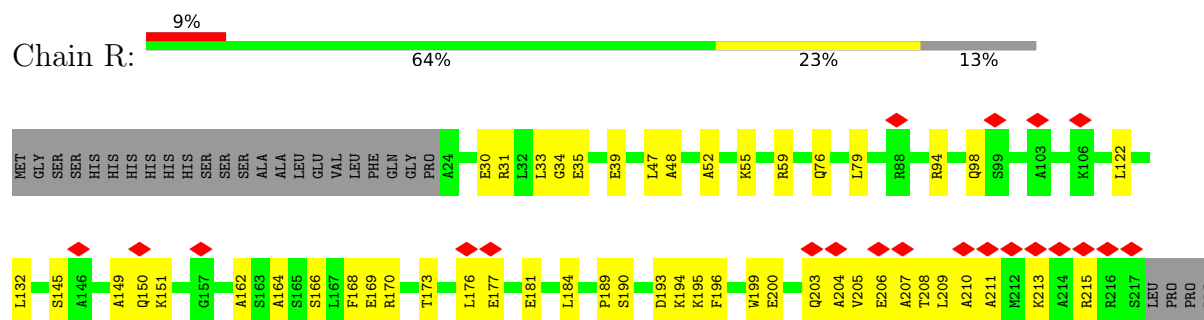
- Molecule 1: Chloroplast membrane-associated 30 kD protein



- Molecule 1: Chloroplast membrane-associated 30 kD protein



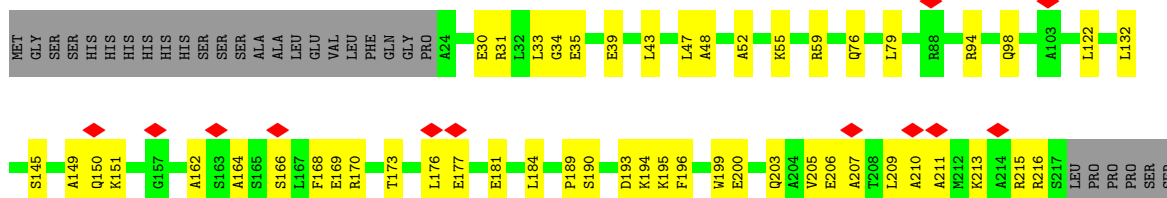
- Molecule 1: Chloroplast membrane-associated 30 kD protein



SER
SER

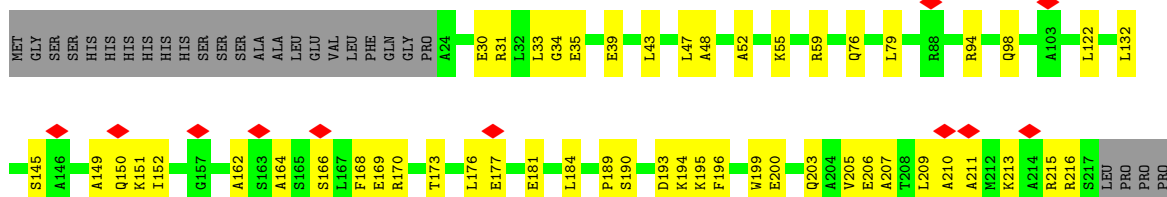
- Molecule 1: Chloroplast membrane-associated 30 kD protein

Chain S: 



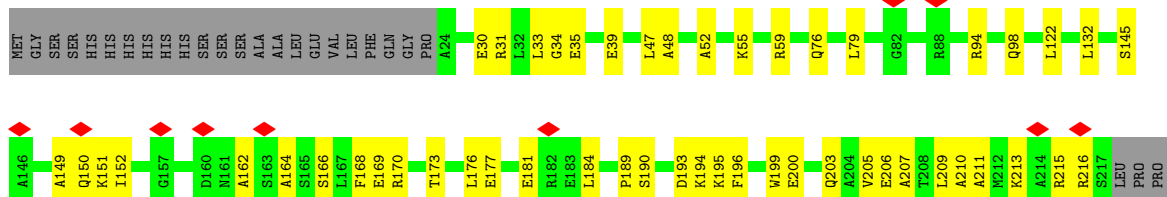
- Molecule 1: Chloroplast membrane-associated 30 kD protein

Chain T: 

SER
SER

- Molecule 1: Chloroplast membrane-associated 30 kD protein

Chain U: 

PRO
SER
SER


- Molecule 1: Chloroplast membrane-associated 30 kD protein

Chain V: 






- Chain W: 



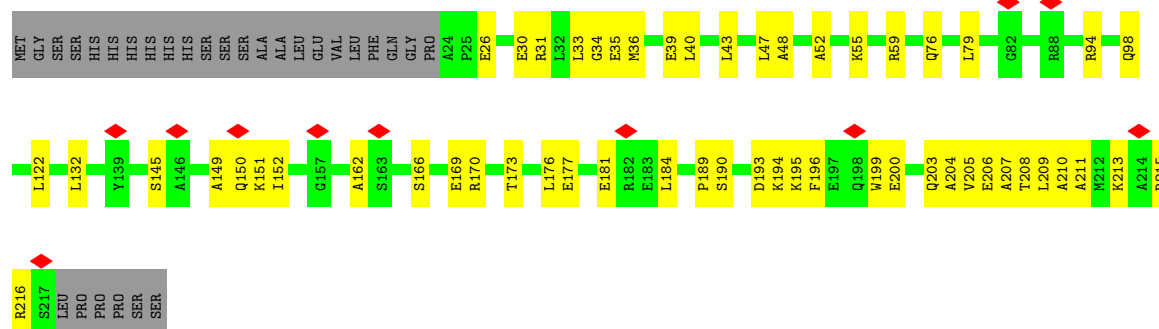
- Chain X: 



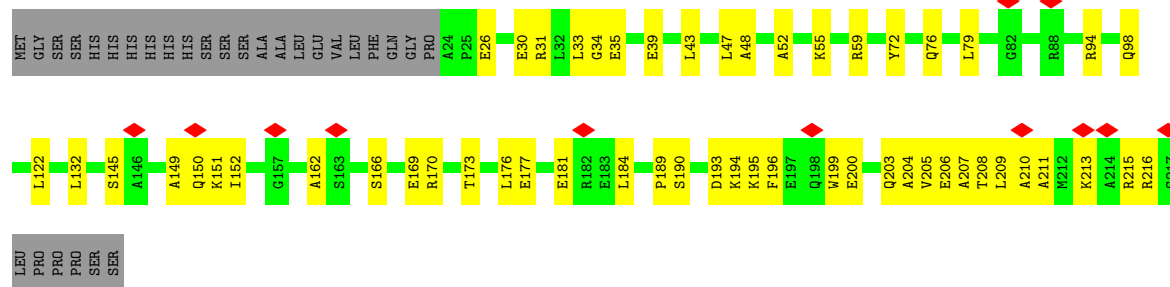
- Chain Y: 



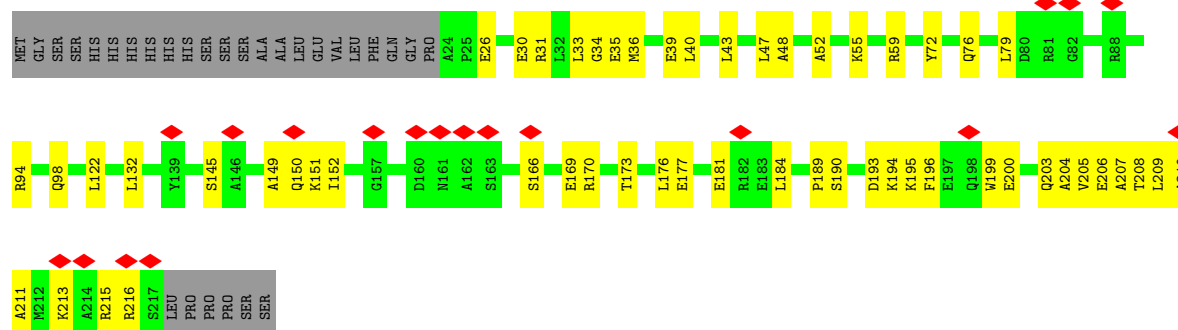
- 




- Molecule 1: Chloroplast membrane-associated 30 kD protein

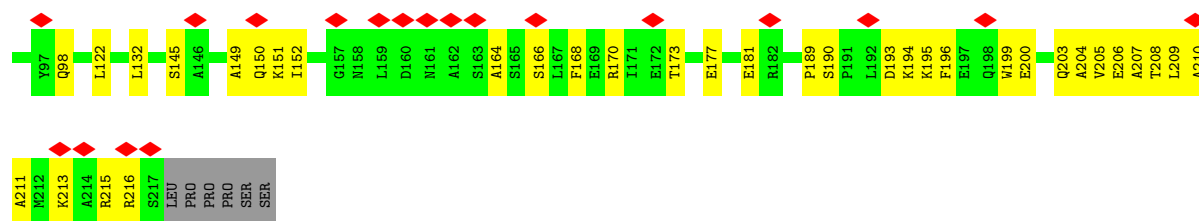


- Molecule 1: Chloroplast membrane-associated 30 kD protein

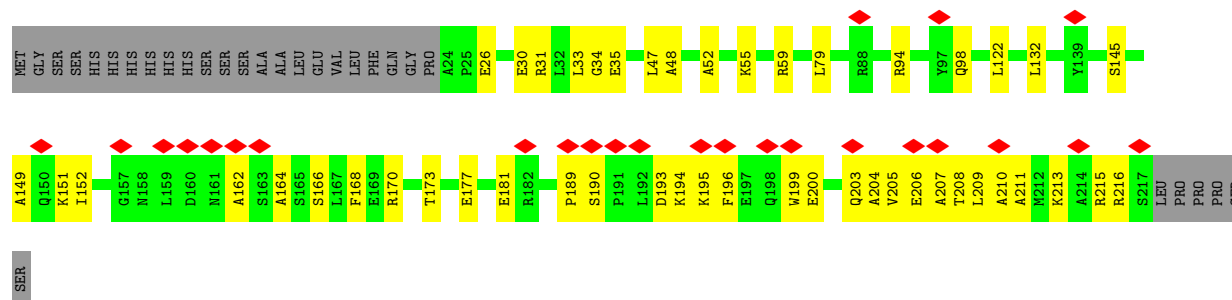


- Molecule 1: Chloroplast membrane-associated 30 kD protein

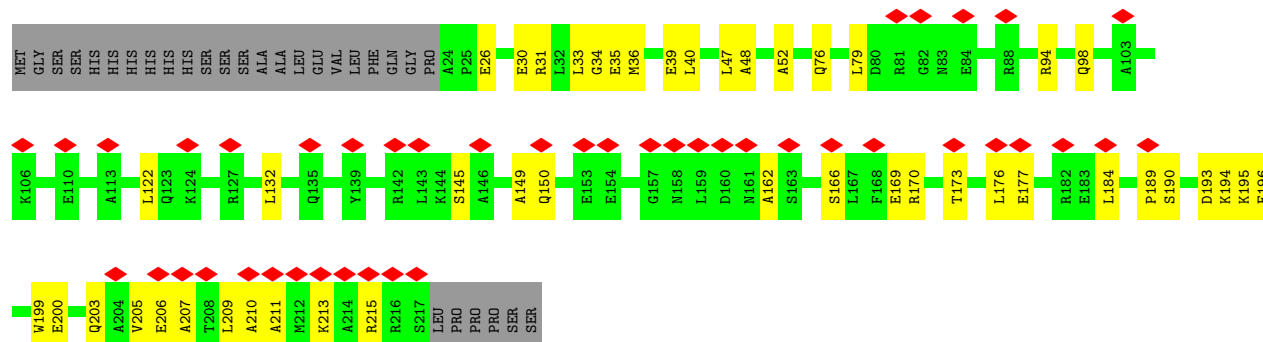




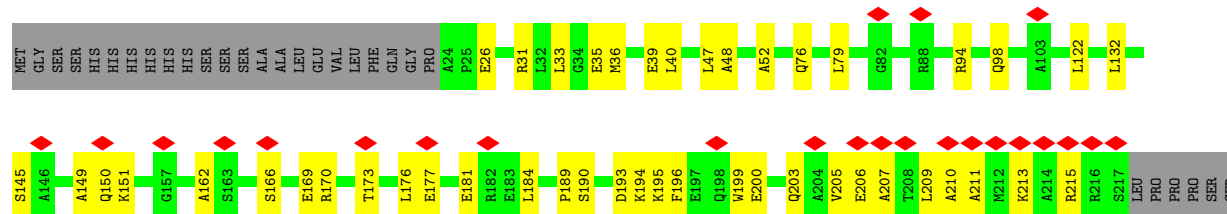
- Molecule 1: Chloroplast membrane-associated 30 kD protein



- Molecule 1: Chloroplast membrane-associated 30 kD protein

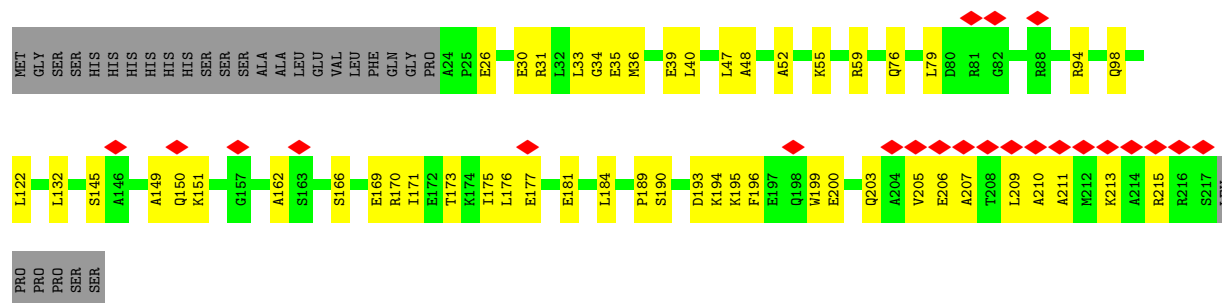


- Molecule 1: Chloroplast membrane-associated 30 kD protein

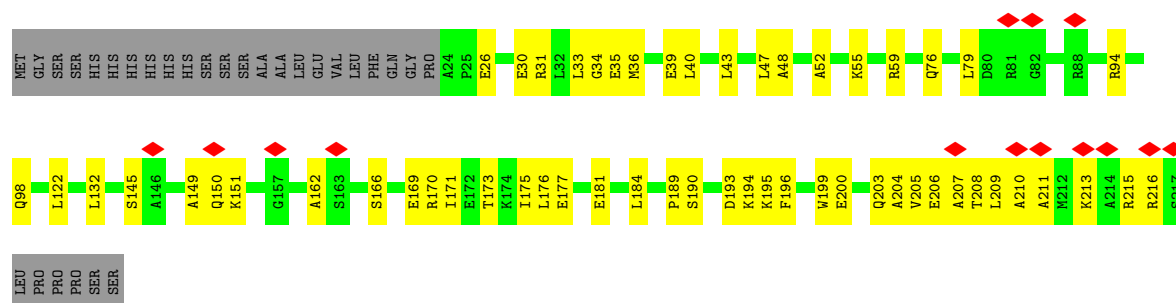


- Molecule 1: Chloroplast membrane-associated 30 kD protein

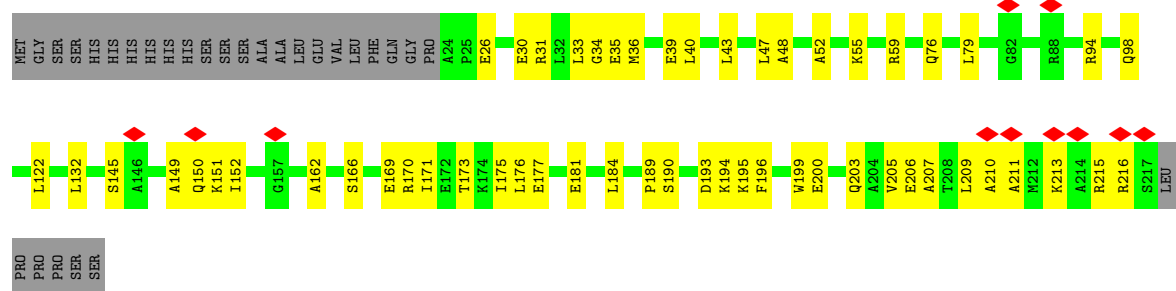




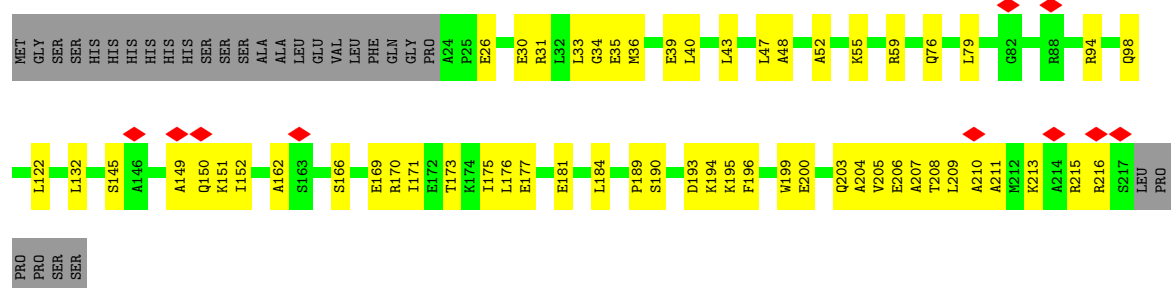
- Molecule 1: Chloroplast membrane-associated 30 kD protein



- Molecule 1: Chloroplast membrane-associated 30 kD protein

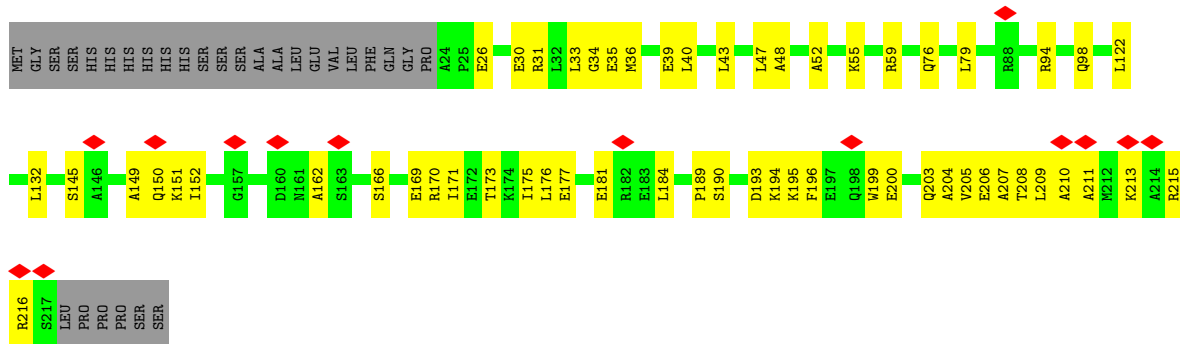


- Molecule 1: Chloroplast membrane-associated 30 kD protein

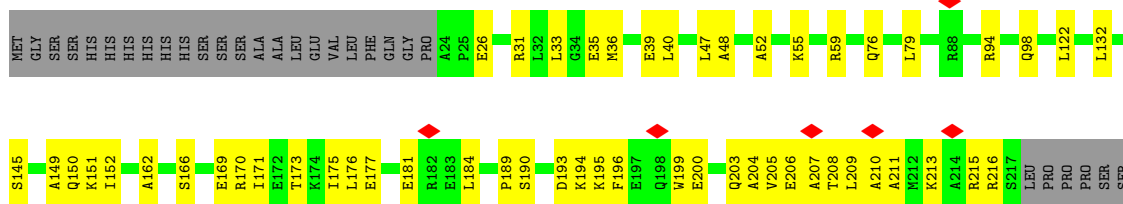


- Chain k: 

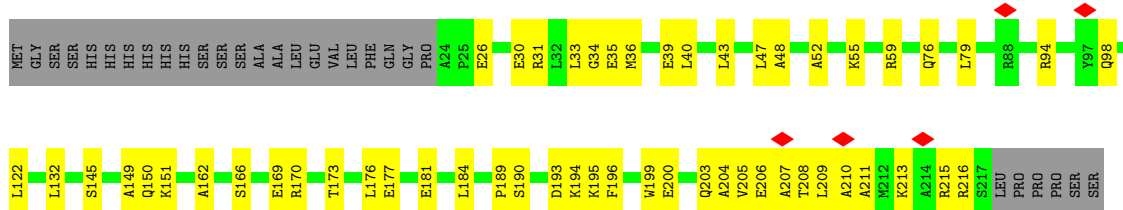




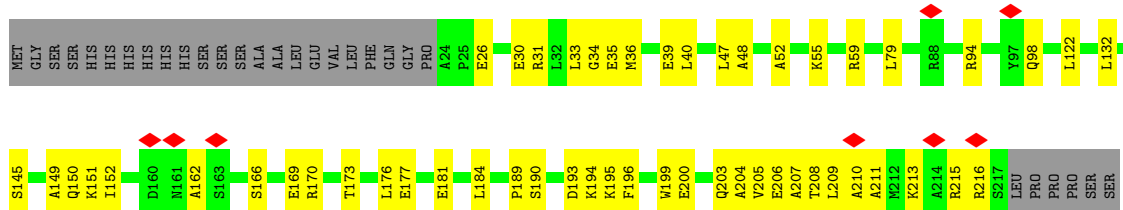
- Molecule 1: Chloroplast membrane-associated 30 kD protein



- Molecule 1: Chloroplast membrane-associated 30 kD protein

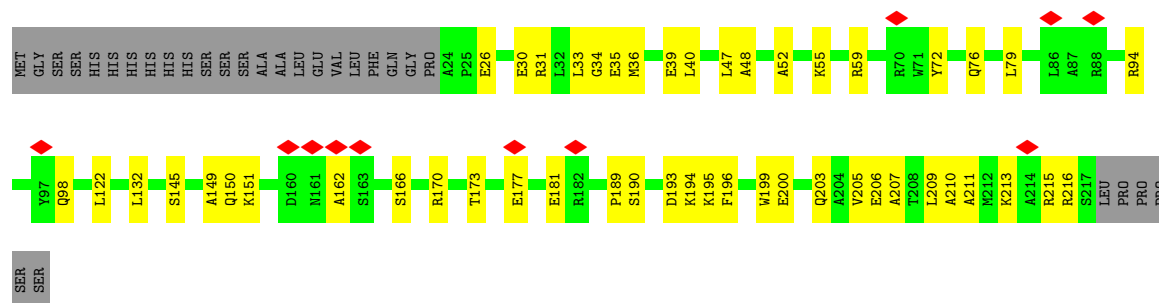


- Molecule 1: Chloroplast membrane-associated 30 kD protein

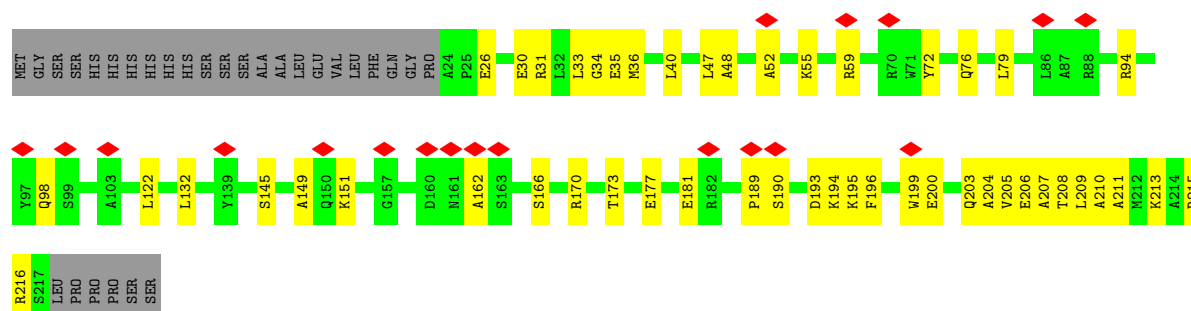


- Molecule 1: Chloroplast membrane-associated 30 kD protein

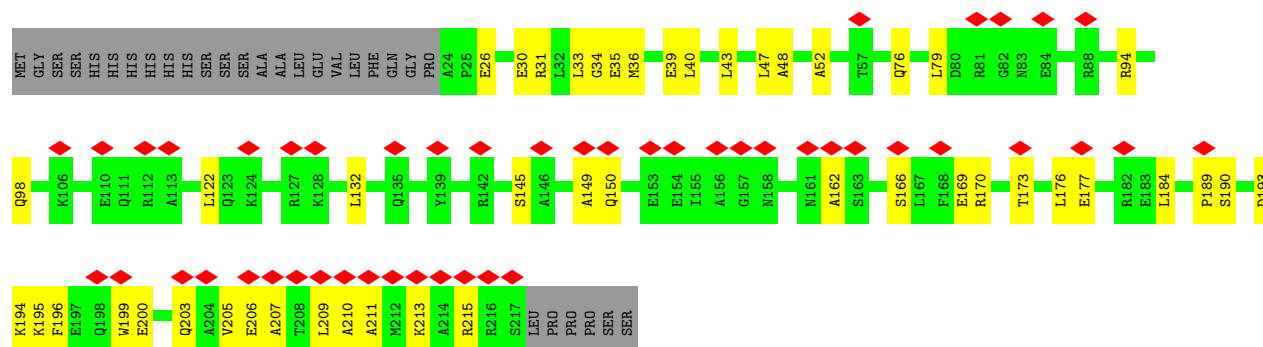




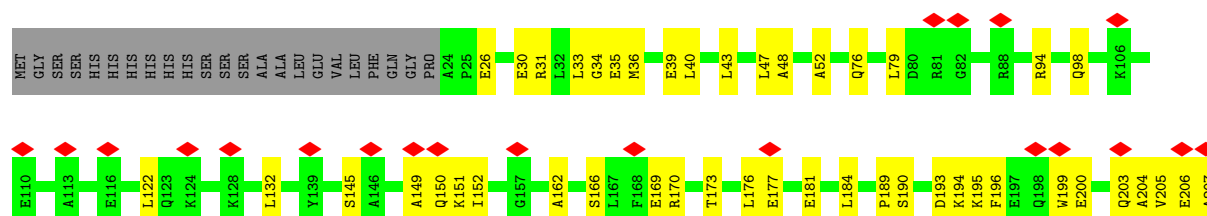
- Molecule 1: Chloroplast membrane-associated 30 kD protein



- Molecule 1: Chloroplast membrane-associated 30 kD protein

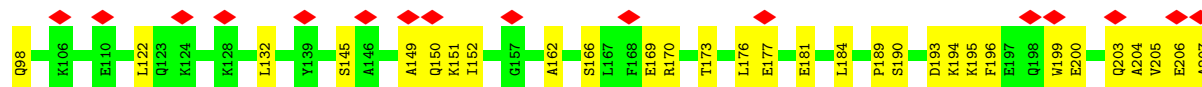


- Molecule 1: Chloroplast membrane-associated 30 kD protein

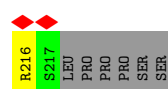




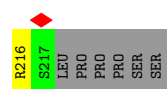
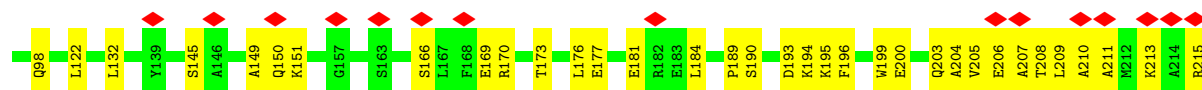

- Molecule 1: Chloroplast membrane-associated 30 kD protein



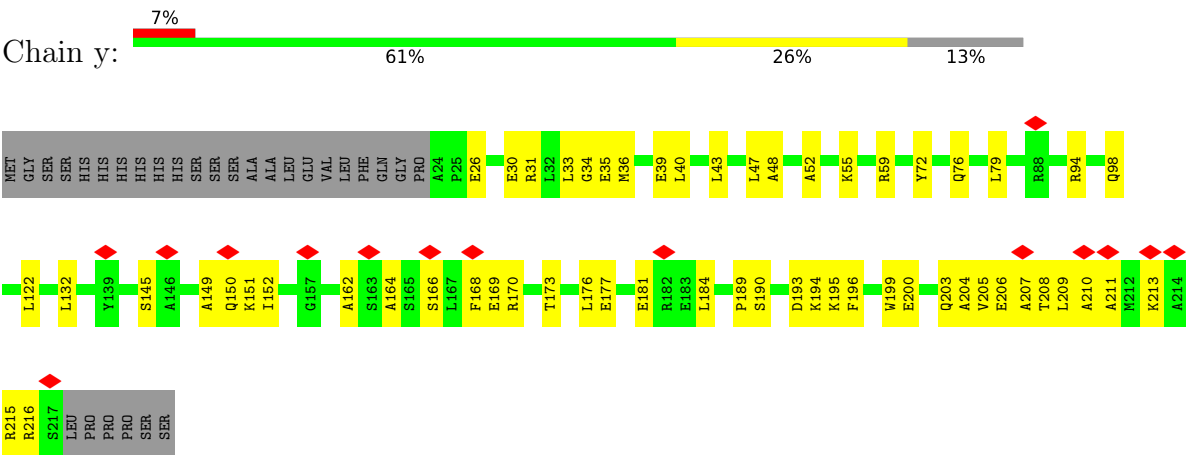
- Molecule 1: Chloroplast membrane-associated 30 kD protein



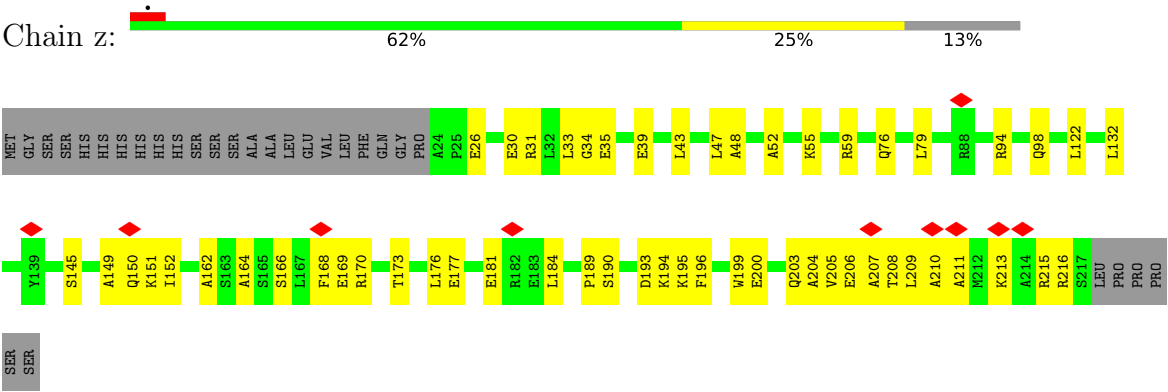
- Molecule 1: Chloroplast membrane-associated 30 kD protein



- Molecule 1: Chloroplast membrane-associated 30 kD protein



● Molecule 1: Chloroplast membrane-associated 30 kD protein



4 Experimental information

Property	Value	Source
EM reconstruction method	HELICAL	Depositor
Imposed symmetry	HELICAL, twist=21.1°, rise=6.85 Å, axial sym=C4	Depositor
Number of segments used	166757	Depositor
Resolution determination method	FSC 0.143 CUT-OFF	Depositor
CTF correction method	PHASE FLIPPING AND AMPLITUDE CORRECTION	Depositor
Microscope	FEI TALOS ARCTICA	Depositor
Voltage (kV)	200	Depositor
Electron dose ($e^-/\text{Å}^2$)	44	Depositor
Minimum defocus (nm)	1000	Depositor
Maximum defocus (nm)	3500	Depositor
Magnification	Not provided	
Image detector	GATAN K3 BIOQUANTUM (6k x 4k)	Depositor
Maximum map value	0.654	Depositor
Minimum map value	-0.214	Depositor
Average map value	0.002	Depositor
Map value standard deviation	0.016	Depositor
Recommended contour level	0.1	Depositor
Map size (Å)	544.0, 544.0, 544.0	wwPDB
Map dimensions	400, 400, 400	wwPDB
Map angles (°)	90.0, 90.0, 90.0	wwPDB
Pixel spacing (Å)	1.36, 1.36, 1.36	Depositor

5 Model quality [i](#)

5.1 Standard geometry [i](#)

The Z score for a bond length (or angle) is the number of standard deviations the observed value is removed from the expected value. A bond length (or angle) with $|Z| > 5$ is considered an outlier worth inspection. RMSZ is the root-mean-square of all Z scores of the bond lengths (or angles).

Mol	Chain	Bond lengths		Bond angles	
		RMSZ	$\# Z > 5$	RMSZ	$\# Z > 5$
1	0	0.14	0/1575	0.31	0/2114
1	1	0.14	0/1575	0.31	0/2114
1	2	0.14	0/1575	0.31	0/2114
1	3	0.14	0/1575	0.31	0/2114
1	4	0.14	0/1575	0.31	0/2114
1	5	0.14	0/1575	0.31	0/2114
1	6	0.14	0/1575	0.31	0/2114
1	7	0.14	0/1575	0.31	0/2114
1	A	0.14	0/1575	0.31	0/2114
1	B	0.14	0/1575	0.31	0/2114
1	C	0.14	0/1575	0.31	0/2114
1	D	0.14	0/1575	0.31	0/2114
1	E	0.14	0/1575	0.31	0/2114
1	F	0.14	0/1575	0.31	0/2114
1	G	0.14	0/1575	0.31	0/2114
1	H	0.14	0/1575	0.31	0/2114
1	I	0.14	0/1575	0.31	0/2114
1	J	0.14	0/1575	0.31	0/2114
1	K	0.14	0/1575	0.31	0/2114
1	L	0.14	0/1575	0.31	0/2114
1	M	0.14	0/1575	0.31	0/2114
1	N	0.14	0/1575	0.31	0/2114
1	O	0.14	0/1575	0.31	0/2114
1	P	0.14	0/1575	0.31	0/2114
1	Q	0.14	0/1575	0.31	0/2114
1	R	0.14	0/1575	0.31	0/2114
1	S	0.14	0/1575	0.31	0/2114
1	T	0.14	0/1575	0.31	0/2114
1	U	0.14	0/1575	0.31	0/2114
1	V	0.14	0/1575	0.31	0/2114
1	W	0.14	0/1575	0.31	0/2114
1	X	0.14	0/1575	0.31	0/2114
1	Y	0.14	0/1575	0.31	0/2114
1	Z	0.14	0/1575	0.31	0/2114

Mol	Chain	Bond lengths		Bond angles	
		RMSZ	# Z >5	RMSZ	# Z >5
1	a	0.14	0/1575	0.31	0/2114
1	b	0.14	0/1575	0.31	0/2114
1	c	0.14	0/1575	0.31	0/2114
1	d	0.14	0/1575	0.31	0/2114
1	e	0.14	0/1575	0.31	0/2114
1	f	0.14	0/1575	0.31	0/2114
1	g	0.14	0/1575	0.31	0/2114
1	h	0.14	0/1575	0.31	0/2114
1	i	0.14	0/1575	0.31	0/2114
1	j	0.14	0/1575	0.31	0/2114
1	k	0.14	0/1575	0.31	0/2114
1	l	0.14	0/1575	0.31	0/2114
1	m	0.14	0/1575	0.31	0/2114
1	n	0.14	0/1575	0.31	0/2114
1	o	0.14	0/1575	0.31	0/2114
1	p	0.14	0/1575	0.31	0/2114
1	q	0.14	0/1575	0.31	0/2114
1	r	0.14	0/1575	0.31	0/2114
1	s	0.14	0/1575	0.31	0/2114
1	t	0.14	0/1575	0.31	0/2114
1	u	0.14	0/1575	0.31	0/2114
1	v	0.14	0/1575	0.31	0/2114
1	w	0.14	0/1575	0.31	0/2114
1	x	0.14	0/1575	0.31	0/2114
1	y	0.14	0/1575	0.31	0/2114
1	z	0.14	0/1575	0.31	0/2114
All	All	0.14	0/94500	0.31	0/126840

There are no bond length outliers.

There are no bond angle outliers.

There are no chirality outliers.

There are no planarity outliers.

5.2 Too-close contacts ⓘ

In the following table, the Non-H and H(model) columns list the number of non-hydrogen atoms and hydrogen atoms in the chain respectively. The H(added) column lists the number of hydrogen atoms added and optimized by MolProbity. The Clashes column lists the number of clashes within the asymmetric unit, whereas Symm-Clashes lists symmetry-related clashes.

Mol	Chain	Non-H	H(model)	H(added)	Clashes	Symm-Clashes
1	0	1559	1590	1589	39	0
1	1	1559	1590	1589	40	0
1	2	1559	1590	1589	40	0
1	3	1559	1590	1589	39	0
1	4	1559	1590	1589	38	0
1	5	1559	1590	1589	37	0
1	6	1559	1590	1589	36	0
1	7	1559	1590	1589	32	0
1	A	1559	1590	1589	35	0
1	B	1559	1590	1589	37	0
1	C	1559	1590	1589	40	0
1	D	1559	1590	1589	39	0
1	E	1559	1590	1589	40	0
1	F	1559	1590	1589	40	0
1	G	1559	1590	1589	43	0
1	H	1559	1590	1589	40	0
1	I	1559	1590	1589	39	0
1	J	1559	1590	1589	37	0
1	K	1559	1590	1589	39	0
1	L	1559	1590	1589	41	0
1	M	1559	1590	1589	39	0
1	N	1559	1590	1589	36	0
1	O	1559	1590	1589	35	0
1	P	1559	1590	1589	32	0
1	Q	1559	1590	1589	35	0
1	R	1559	1590	1589	37	0
1	S	1559	1590	1589	38	0
1	T	1559	1590	1589	39	0
1	U	1559	1590	1589	38	0
1	V	1559	1590	1589	40	0
1	W	1559	1590	1589	41	0
1	X	1559	1590	1589	43	0
1	Y	1559	1590	1589	41	0
1	Z	1559	1590	1589	43	0
1	a	1559	1590	1589	41	0
1	b	1559	1590	1589	41	0
1	c	1559	1590	1589	38	0
1	d	1559	1590	1589	35	0
1	e	1559	1590	1589	31	0
1	f	1559	1590	1589	33	0
1	g	1559	1590	1589	38	0
1	h	1559	1590	1589	42	0
1	i	1559	1590	1589	42	0

Continued on next page...

Continued from previous page...

Mol	Chain	Non-H	H(model)	H(added)	Clashes	Symm-Clashes
1	j	1559	1590	1589	43	0
1	k	1559	1590	1589	43	0
1	l	1559	1590	1589	43	0
1	m	1559	1590	1589	43	0
1	n	1559	1590	1589	43	0
1	o	1559	1590	1589	41	0
1	p	1559	1590	1589	41	0
1	q	1559	1590	1589	39	0
1	r	1559	1590	1589	35	0
1	s	1559	1590	1589	33	0
1	t	1559	1590	1589	33	0
1	u	1559	1590	1589	37	0
1	v	1559	1590	1589	41	0
1	w	1559	1590	1589	40	0
1	x	1559	1590	1589	42	0
1	y	1559	1590	1589	43	0
1	z	1559	1590	1589	42	0
All	All	93540	95400	95340	1944	0

The all-atom clashscore is defined as the number of clashes found per 1000 atoms (including hydrogen atoms). The all-atom clashscore for this structure is 10.

All (1944) close contacts within the same asymmetric unit are listed below, sorted by their clash magnitude.

Atom-1	Atom-2	Interatomic distance (Å)	Clash overlap (Å)
1:C:196:PHE:O	1:C:200:GLU:N	2.24	0.71
1:E:196:PHE:O	1:E:200:GLU:N	2.24	0.71
1:F:196:PHE:O	1:F:200:GLU:N	2.24	0.71
1:G:196:PHE:O	1:G:200:GLU:N	2.24	0.71
1:r:196:PHE:O	1:r:200:GLU:N	2.24	0.71
1:s:196:PHE:O	1:s:200:GLU:N	2.24	0.71
1:B:196:PHE:O	1:B:200:GLU:N	2.24	0.71
1:D:196:PHE:O	1:D:200:GLU:N	2.24	0.71
1:n:196:PHE:O	1:n:200:GLU:N	2.24	0.71
1:o:196:PHE:O	1:o:200:GLU:N	2.24	0.71
1:p:196:PHE:O	1:p:200:GLU:N	2.24	0.71
1:q:196:PHE:O	1:q:200:GLU:N	2.24	0.71
1:A:196:PHE:O	1:A:200:GLU:N	2.24	0.71
1:H:196:PHE:O	1:H:200:GLU:N	2.24	0.71
1:m:196:PHE:O	1:m:200:GLU:N	2.24	0.71
1:l:196:PHE:O	1:l:200:GLU:N	2.24	0.70

Continued on next page...

Continued from previous page...

Atom-1	Atom-2	Interatomic distance (Å)	Clash overlap (Å)
1:v:196:PHE:O	1:v:200:GLU:N	2.24	0.70
1:l:196:PHE:O	1:l:200:GLU:N	2.24	0.70
1:Y:196:PHE:O	1:Y:200:GLU:N	2.24	0.70
1:Z:196:PHE:O	1:Z:200:GLU:N	2.24	0.70
1:a:196:PHE:O	1:a:200:GLU:N	2.24	0.70
1:u:196:PHE:O	1:u:200:GLU:N	2.24	0.70
1:w:196:PHE:O	1:w:200:GLU:N	2.24	0.70
1:b:196:PHE:O	1:b:200:GLU:N	2.24	0.70
1:t:196:PHE:O	1:t:200:GLU:N	2.24	0.70
1:x:196:PHE:O	1:x:200:GLU:N	2.24	0.70
1:6:196:PHE:O	1:6:200:GLU:N	2.24	0.70
1:7:196:PHE:O	1:7:200:GLU:N	2.24	0.70
1:V:196:PHE:O	1:V:200:GLU:N	2.24	0.70
1:W:196:PHE:O	1:W:200:GLU:N	2.24	0.70
1:X:196:PHE:O	1:X:200:GLU:N	2.24	0.70
1:e:196:PHE:O	1:e:200:GLU:N	2.24	0.70
1:k:196:PHE:O	1:k:200:GLU:N	2.24	0.70
1:5:196:PHE:O	1:5:200:GLU:N	2.24	0.70
1:T:196:PHE:O	1:T:200:GLU:N	2.24	0.70
1:U:196:PHE:O	1:U:200:GLU:N	2.24	0.70
1:4:196:PHE:O	1:4:200:GLU:N	2.24	0.70
1:O:196:PHE:O	1:O:200:GLU:N	2.24	0.70
1:S:196:PHE:O	1:S:200:GLU:N	2.24	0.70
1:c:196:PHE:O	1:c:200:GLU:N	2.24	0.70
1:y:196:PHE:O	1:y:200:GLU:N	2.24	0.70
1:J:196:PHE:O	1:J:200:GLU:N	2.24	0.70
1:R:196:PHE:O	1:R:200:GLU:N	2.24	0.70
1:d:196:PHE:O	1:d:200:GLU:N	2.24	0.70
1:z:196:PHE:O	1:z:200:GLU:N	2.24	0.70
1:3:196:PHE:O	1:3:200:GLU:N	2.24	0.70
1:f:196:PHE:O	1:f:200:GLU:N	2.24	0.70
1:0:196:PHE:O	1:0:200:GLU:N	2.24	0.69
1:Q:196:PHE:O	1:Q:200:GLU:N	2.24	0.69
1:j:196:PHE:O	1:j:200:GLU:N	2.24	0.69
1:2:196:PHE:O	1:2:200:GLU:N	2.24	0.69
1:1:196:PHE:O	1:1:200:GLU:N	2.24	0.69
1:K:196:PHE:O	1:K:200:GLU:N	2.24	0.69
1:N:196:PHE:O	1:N:200:GLU:N	2.24	0.69
1:P:196:PHE:O	1:P:200:GLU:N	2.24	0.69
1:g:196:PHE:O	1:g:200:GLU:N	2.24	0.69
1:i:196:PHE:O	1:i:200:GLU:N	2.24	0.69

Continued on next page...

Continued from previous page...

Atom-1	Atom-2	Interatomic distance (Å)	Clash overlap (Å)
1:L:196:PHE:O	1:L:200:GLU:N	2.24	0.69
1:M:196:PHE:O	1:M:200:GLU:N	2.24	0.69
1:h:196:PHE:O	1:h:200:GLU:N	2.24	0.69
1:x:31:ARG:O	1:x:35:GLU:N	2.27	0.67
1:c:31:ARG:O	1:c:35:GLU:N	2.27	0.67
1:y:31:ARG:O	1:y:35:GLU:N	2.27	0.67
1:L:47:LEU:HD22	1:Y:184:LEU:HD21	1.77	0.67
1:d:31:ARG:O	1:d:35:GLU:N	2.27	0.67
1:i:47:LEU:HD22	1:v:184:LEU:HD21	1.77	0.67
1:I:47:LEU:HD22	1:V:184:LEU:HD21	1.77	0.67
1:U:47:LEU:HD22	1:h:184:LEU:HD21	1.77	0.67
1:W:47:LEU:HD22	1:j:184:LEU:HD21	1.77	0.67
1:Z:47:LEU:HD22	1:m:184:LEU:HD21	1.77	0.67
1:5:47:LEU:HD22	1:K:184:LEU:HD21	1.77	0.66
1:7:47:LEU:HD22	1:M:184:LEU:HD21	1.77	0.66
1:O:47:LEU:HD22	1:b:184:LEU:HD21	1.77	0.66
1:f:31:ARG:O	1:f:35:GLU:N	2.27	0.66
1:g:31:ARG:O	1:g:35:GLU:N	2.27	0.66
1:q:31:ARG:O	1:q:35:GLU:N	2.27	0.66
1:z:31:ARG:O	1:z:35:GLU:N	2.27	0.66
1:E:31:ARG:O	1:E:35:GLU:N	2.27	0.66
1:K:31:ARG:O	1:K:35:GLU:N	2.27	0.66
1:N:47:LEU:HD22	1:a:184:LEU:HD21	1.77	0.66
1:T:47:LEU:HD22	1:g:184:LEU:HD21	1.77	0.66
1:X:47:LEU:HD22	1:k:184:LEU:HD21	1.77	0.66
1:e:31:ARG:O	1:e:35:GLU:N	2.27	0.66
1:I:31:ARG:O	1:I:35:GLU:N	2.27	0.66
1:J:31:ARG:O	1:J:35:GLU:N	2.27	0.66
1:L:31:ARG:O	1:L:35:GLU:N	2.27	0.66
1:h:31:ARG:O	1:h:35:GLU:N	2.27	0.66
1:l:47:LEU:HD22	1:y:184:LEU:HD21	1.77	0.66
1:F:31:ARG:O	1:F:35:GLU:N	2.27	0.66
1:i:31:ARG:O	1:i:35:GLU:N	2.27	0.66
1:k:47:LEU:HD22	1:x:184:LEU:HD21	1.77	0.66
1:r:31:ARG:O	1:r:35:GLU:N	2.27	0.66
1:s:31:ARG:O	1:s:35:GLU:N	2.27	0.66
1:4:47:LEU:HD22	1:J:184:LEU:HD21	1.77	0.66
1:B:184:LEU:HD21	1:w:47:LEU:HD22	1.77	0.66
1:H:31:ARG:O	1:H:35:GLU:N	2.27	0.66
1:J:47:LEU:HD22	1:W:184:LEU:HD21	1.77	0.66
1:M:31:ARG:O	1:M:35:GLU:N	2.27	0.66

Continued on next page...

Continued from previous page...

Atom-1	Atom-2	Interatomic distance (Å)	Clash overlap (Å)
1:R:47:LEU:HD22	1:e:184:LEU:HD21	1.77	0.66
1:h:47:LEU:HD22	1:u:184:LEU:HD21	1.77	0.66
1:G:31:ARG:O	1:G:35:GLU:N	2.27	0.66
1:g:47:LEU:HD22	1:t:184:LEU:HD21	1.77	0.66
1:K:47:LEU:HD22	1:X:184:LEU:HD21	1.77	0.66
1:a:47:LEU:HD22	1:n:184:LEU:HD21	1.77	0.66
1:j:31:ARG:O	1:j:35:GLU:N	2.27	0.66
1:O:31:ARG:O	1:O:35:GLU:N	2.27	0.66
1:N:31:ARG:O	1:N:35:GLU:N	2.27	0.66
1:C:184:LEU:HD21	1:x:47:LEU:HD22	1.77	0.66
1:F:47:LEU:HD22	1:S:184:LEU:HD21	1.77	0.66
1:O:31:ARG:O	1:O:35:GLU:N	2.27	0.66
1:M:47:LEU:HD22	1:Z:184:LEU:HD21	1.77	0.66
1:Y:47:LEU:HD22	1:l:184:LEU:HD21	1.77	0.65
1:k:31:ARG:O	1:k:35:GLU:N	2.27	0.65
1:H:47:LEU:HD22	1:U:184:LEU:HD21	1.77	0.65
1:c:47:LEU:HD22	1:p:184:LEU:HD21	1.77	0.65
1:G:47:LEU:HD22	1:T:184:LEU:HD21	1.77	0.65
1:j:47:LEU:HD22	1:w:184:LEU:HD21	1.77	0.65
1:l:31:ARG:O	1:l:35:GLU:N	2.27	0.65
1:1:31:ARG:O	1:1:35:GLU:N	2.27	0.65
1:5:184:LEU:HD21	1:s:47:LEU:HD22	1.77	0.65
1:d:47:LEU:HD22	1:q:184:LEU:HD21	1.77	0.65
1:1:47:LEU:HD22	1:G:184:LEU:HD21	1.77	0.65
1:2:47:LEU:HD22	1:H:184:LEU:HD21	1.77	0.65
1:6:47:LEU:HD22	1:L:184:LEU:HD21	1.77	0.65
1:A:184:LEU:HD21	1:v:47:LEU:HD22	1.77	0.65
1:E:47:LEU:HD22	1:R:184:LEU:HD21	1.77	0.65
1:m:47:LEU:HD22	1:z:184:LEU:HD21	1.77	0.65
1:2:184:LEU:HD21	1:p:47:LEU:HD22	1.77	0.65
1:P:31:ARG:O	1:P:35:GLU:N	2.27	0.65
1:O:47:LEU:HD22	1:F:184:LEU:HD21	1.77	0.65
1:1:184:LEU:HD21	1:o:47:LEU:HD22	1.77	0.65
1:3:184:LEU:HD21	1:q:47:LEU:HD22	1.77	0.65
1:S:47:LEU:HD22	1:f:184:LEU:HD21	1.77	0.65
1:V:47:LEU:HD22	1:i:184:LEU:HD21	1.77	0.65
1:m:31:ARG:O	1:m:35:GLU:N	2.27	0.65
1:A:31:ARG:O	1:A:35:GLU:N	2.27	0.65
1:b:47:LEU:HD22	1:o:184:LEU:HD21	1.77	0.65
1:O:184:LEU:HD21	1:n:47:LEU:HD22	1.77	0.64
1:2:31:ARG:O	1:2:35:GLU:N	2.27	0.64

Continued on next page...

Continued from previous page...

Atom-1	Atom-2	Interatomic distance (Å)	Clash overlap (Å)
1:3:47:LEU:HD22	1:I:184:LEU:HD21	1.77	0.64
1:D:184:LEU:HD21	1:y:47:LEU:HD22	1.77	0.64
1:Q:31:ARG:O	1:Q:35:GLU:N	2.27	0.64
1:E:184:LEU:HD21	1:z:47:LEU:HD22	1.77	0.64
1:D:47:LEU:HD22	1:Q:184:LEU:HD21	1.77	0.64
1:n:31:ARG:O	1:n:35:GLU:N	2.27	0.64
1:3:31:ARG:O	1:3:35:GLU:N	2.27	0.64
1:4:184:LEU:HD21	1:r:47:LEU:HD22	1.77	0.64
1:B:31:ARG:O	1:B:35:GLU:N	2.27	0.64
1:C:47:LEU:HD22	1:P:184:LEU:HD21	1.77	0.64
1:U:195:LYS:O	1:U:199:TRP:N	2.31	0.64
1:R:31:ARG:O	1:R:35:GLU:N	2.27	0.64
1:S:195:LYS:O	1:S:199:TRP:N	2.31	0.64
1:T:195:LYS:O	1:T:199:TRP:N	2.31	0.64
1:V:195:LYS:O	1:V:199:TRP:N	2.31	0.64
1:R:195:LYS:O	1:R:199:TRP:N	2.31	0.64
1:W:195:LYS:O	1:W:199:TRP:N	2.31	0.64
1:H:195:LYS:O	1:H:199:TRP:N	2.31	0.64
1:I:195:LYS:O	1:I:199:TRP:N	2.31	0.64
1:J:195:LYS:O	1:J:199:TRP:N	2.31	0.64
1:e:195:LYS:O	1:e:199:TRP:N	2.31	0.64
1:f:195:LYS:O	1:f:199:TRP:N	2.31	0.64
1:g:195:LYS:O	1:g:199:TRP:N	2.31	0.64
1:4:31:ARG:O	1:4:35:GLU:N	2.27	0.63
1:G:195:LYS:O	1:G:199:TRP:N	2.31	0.63
1:K:195:LYS:O	1:K:199:TRP:N	2.31	0.63
1:Q:195:LYS:O	1:Q:199:TRP:N	2.31	0.63
1:S:31:ARG:O	1:S:35:GLU:N	2.27	0.63
1:X:195:LYS:O	1:X:199:TRP:N	2.31	0.63
1:L:195:LYS:O	1:L:199:TRP:N	2.31	0.63
1:h:195:LYS:O	1:h:199:TRP:N	2.31	0.63
1:o:31:ARG:O	1:o:35:GLU:N	2.27	0.63
1:T:31:ARG:O	1:T:35:GLU:N	2.27	0.63
1:5:31:ARG:O	1:5:35:GLU:N	2.27	0.63
1:F:195:LYS:O	1:F:199:TRP:N	2.31	0.63
1:M:195:LYS:O	1:M:199:TRP:N	2.31	0.63
1:P:195:LYS:O	1:P:199:TRP:N	2.31	0.63
1:s:195:LYS:O	1:s:199:TRP:N	2.31	0.63
1:C:31:ARG:O	1:C:35:GLU:N	2.27	0.63
1:Y:195:LYS:O	1:Y:199:TRP:N	2.31	0.63
1:i:195:LYS:O	1:i:199:TRP:N	2.31	0.63

Continued on next page...

Continued from previous page...

Atom-1	Atom-2	Interatomic distance (Å)	Clash overlap (Å)
1:r:195:LYS:O	1:r:199:TRP:N	2.31	0.63
1:6:31:ARG:O	1:6:35:GLU:N	2.27	0.63
1:N:195:LYS:O	1:N:199:TRP:N	2.31	0.63
1:U:31:ARG:O	1:U:35:GLU:N	2.27	0.63
1:7:195:LYS:O	1:7:199:TRP:N	2.31	0.63
1:E:195:LYS:O	1:E:199:TRP:N	2.31	0.63
1:q:195:LYS:O	1:q:199:TRP:N	2.31	0.63
1:4:195:LYS:O	1:4:199:TRP:N	2.31	0.62
1:5:195:LYS:O	1:5:199:TRP:N	2.31	0.62
1:6:195:LYS:O	1:6:199:TRP:N	2.31	0.62
1:7:31:ARG:O	1:7:35:GLU:N	2.27	0.62
1:O:195:LYS:O	1:O:199:TRP:N	2.31	0.62
1:Z:195:LYS:O	1:Z:199:TRP:N	2.31	0.62
1:j:195:LYS:O	1:j:199:TRP:N	2.31	0.62
1:3:195:LYS:O	1:3:199:TRP:N	2.31	0.62
1:V:31:ARG:O	1:V:35:GLU:N	2.27	0.62
1:p:31:ARG:O	1:p:35:GLU:N	2.27	0.62
1:p:195:LYS:O	1:p:199:TRP:N	2.31	0.62
1:2:195:LYS:O	1:2:199:TRP:N	2.31	0.62
1:W:31:ARG:O	1:W:35:GLU:N	2.27	0.62
1:t:195:LYS:O	1:t:199:TRP:N	2.31	0.62
1:D:31:ARG:O	1:D:35:GLU:N	2.27	0.62
1:a:195:LYS:O	1:a:199:TRP:N	2.31	0.62
1:o:195:LYS:O	1:o:199:TRP:N	2.31	0.62
1:u:195:LYS:O	1:u:199:TRP:N	2.31	0.62
1:1:195:LYS:O	1:1:199:TRP:N	2.31	0.62
1:D:195:LYS:O	1:D:199:TRP:N	2.31	0.62
1:k:195:LYS:O	1:k:199:TRP:N	2.31	0.62
1:v:195:LYS:O	1:v:199:TRP:N	2.31	0.62
1:0:195:LYS:O	1:0:199:TRP:N	2.31	0.62
1:w:195:LYS:O	1:w:199:TRP:N	2.31	0.62
1:x:195:LYS:O	1:x:199:TRP:N	2.31	0.62
1:y:195:LYS:O	1:y:199:TRP:N	2.31	0.62
1:z:195:LYS:O	1:z:199:TRP:N	2.31	0.62
1:X:31:ARG:O	1:X:35:GLU:N	2.27	0.62
1:t:31:ARG:O	1:t:35:GLU:N	2.27	0.62
1:n:195:LYS:O	1:n:199:TRP:N	2.31	0.61
1:A:195:LYS:O	1:A:199:TRP:N	2.31	0.61
1:d:195:LYS:O	1:d:199:TRP:N	2.31	0.61
1:b:195:LYS:O	1:b:199:TRP:N	2.31	0.61
1:u:31:ARG:O	1:u:35:GLU:N	2.27	0.61

Continued on next page...

Continued from previous page...

Atom-1	Atom-2	Interatomic distance (Å)	Clash overlap (Å)
1:B:195:LYS:O	1:B:199:TRP:N	2.31	0.61
1:Y:31:ARG:O	1:Y:35:GLU:N	2.27	0.61
1:m:195:LYS:O	1:m:199:TRP:N	2.31	0.61
1:C:195:LYS:O	1:C:199:TRP:N	2.31	0.61
1:l:195:LYS:O	1:l:199:TRP:N	2.31	0.61
1:Z:31:ARG:O	1:Z:35:GLU:N	2.27	0.61
1:v:31:ARG:O	1:v:35:GLU:N	2.27	0.61
1:a:31:ARG:O	1:a:35:GLU:N	2.27	0.60
1:c:195:LYS:O	1:c:199:TRP:N	2.31	0.60
1:w:31:ARG:O	1:w:35:GLU:N	2.27	0.60
1:b:31:ARG:O	1:b:35:GLU:N	2.27	0.60
1:E:189:PRO:O	1:E:194:LYS:NZ	2.31	0.59
1:p:189:PRO:O	1:p:194:LYS:NZ	2.31	0.58
1:C:189:PRO:O	1:C:194:LYS:NZ	2.31	0.58
1:d:189:PRO:O	1:d:194:LYS:NZ	2.31	0.58
1:t:189:PRO:O	1:t:194:LYS:NZ	2.31	0.58
1:m:189:PRO:O	1:m:194:LYS:NZ	2.31	0.58
1:Z:189:PRO:O	1:Z:194:LYS:NZ	2.31	0.58
1:n:189:PRO:O	1:n:194:LYS:NZ	2.31	0.58
1:u:189:PRO:O	1:u:194:LYS:NZ	2.31	0.58
1:x:189:PRO:O	1:x:194:LYS:NZ	2.31	0.58
1:b:189:PRO:O	1:b:194:LYS:NZ	2.31	0.57
1:v:189:PRO:O	1:v:194:LYS:NZ	2.31	0.57
1:K:206:GLU:O	1:K:210:ALA:N	2.38	0.57
1:N:206:GLU:O	1:N:210:ALA:N	2.38	0.57
1:T:206:GLU:O	1:T:210:ALA:N	2.38	0.57
1:e:206:GLU:O	1:e:210:ALA:N	2.38	0.57
1:k:206:GLU:O	1:k:210:ALA:N	2.38	0.57
1:v:206:GLU:O	1:v:210:ALA:N	2.38	0.57
1:4:206:GLU:O	1:4:210:ALA:N	2.38	0.57
1:7:206:GLU:O	1:7:210:ALA:N	2.38	0.57
1:H:206:GLU:O	1:H:210:ALA:N	2.38	0.57
1:Y:206:GLU:O	1:Y:210:ALA:N	2.38	0.57
1:h:206:GLU:O	1:h:210:ALA:N	2.38	0.57
1:W:206:GLU:O	1:W:210:ALA:N	2.38	0.57
1:b:206:GLU:O	1:b:210:ALA:N	2.38	0.57
1:6:206:GLU:O	1:6:210:ALA:N	2.38	0.56
1:I:206:GLU:O	1:I:210:ALA:N	2.38	0.56
1:Z:206:GLU:O	1:Z:210:ALA:N	2.38	0.56
1:n:206:GLU:O	1:n:210:ALA:N	2.38	0.56
1:s:206:GLU:O	1:s:210:ALA:N	2.38	0.56

Continued on next page...

Continued from previous page...

Atom-1	Atom-2	Interatomic distance (Å)	Clash overlap (Å)
1:t:206:GLU:O	1:t:210:ALA:N	2.38	0.56
1:w:206:GLU:O	1:w:210:ALA:N	2.38	0.56
1:3:206:GLU:O	1:3:210:ALA:N	2.38	0.56
1:S:206:GLU:O	1:S:210:ALA:N	2.38	0.56
1:V:206:GLU:O	1:V:210:ALA:N	2.38	0.56
1:c:206:GLU:O	1:c:210:ALA:N	2.38	0.56
1:f:206:GLU:O	1:f:210:ALA:N	2.38	0.56
1:s:204:ALA:O	1:s:208:THR:OG1	2.23	0.56
1:L:206:GLU:O	1:L:210:ALA:N	2.38	0.56
1:P:206:GLU:O	1:P:210:ALA:N	2.38	0.56
1:Q:206:GLU:O	1:Q:210:ALA:N	2.38	0.56
1:j:206:GLU:O	1:j:210:ALA:N	2.38	0.56
1:z:206:GLU:O	1:z:210:ALA:N	2.38	0.56
1:D:206:GLU:O	1:D:210:ALA:N	2.38	0.56
1:m:206:GLU:O	1:m:210:ALA:N	2.38	0.56
1:o:206:GLU:O	1:o:210:ALA:N	2.38	0.56
1:r:206:GLU:O	1:r:210:ALA:N	2.38	0.56
1:y:206:GLU:O	1:y:210:ALA:N	2.38	0.56
1:0:206:GLU:O	1:0:210:ALA:N	2.38	0.56
1:A:206:GLU:O	1:A:210:ALA:N	2.38	0.56
1:C:206:GLU:O	1:C:210:ALA:N	2.38	0.56
1:E:206:GLU:O	1:E:210:ALA:N	2.38	0.56
1:G:206:GLU:O	1:G:210:ALA:N	2.38	0.56
1:o:189:PRO:O	1:o:194:LYS:NZ	2.31	0.56
1:i:206:GLU:O	1:i:210:ALA:N	2.38	0.56
1:l:206:GLU:O	1:l:210:ALA:N	2.38	0.56
1:5:206:GLU:O	1:5:210:ALA:N	2.38	0.56
1:O:206:GLU:O	1:O:210:ALA:N	2.38	0.56
1:U:206:GLU:O	1:U:210:ALA:N	2.38	0.56
1:d:206:GLU:O	1:d:210:ALA:N	2.38	0.56
1:2:189:PRO:O	1:2:194:LYS:NZ	2.31	0.56
1:2:206:GLU:O	1:2:210:ALA:N	2.38	0.56
1:C:204:ALA:O	1:C:208:THR:OG1	2.23	0.56
1:F:206:GLU:O	1:F:210:ALA:N	2.38	0.56
1:R:206:GLU:O	1:R:210:ALA:N	2.38	0.56
1:1:206:GLU:O	1:1:210:ALA:N	2.38	0.55
1:D:204:ALA:O	1:D:208:THR:OG1	2.23	0.55
1:p:206:GLU:O	1:p:210:ALA:N	2.38	0.55
1:c:204:ALA:O	1:c:208:THR:OG1	2.23	0.55
1:q:206:GLU:O	1:q:210:ALA:N	2.38	0.55
1:x:206:GLU:O	1:x:210:ALA:N	2.38	0.55

Continued on next page...

Continued from previous page...

Atom-1	Atom-2	Interatomic distance (Å)	Clash overlap (Å)
1:B:189:PRO:O	1:B:194:LYS:NZ	2.31	0.55
1:B:204:ALA:O	1:B:208:THR:OG1	2.23	0.55
1:X:206:GLU:O	1:X:210:ALA:N	2.38	0.55
1:a:206:GLU:O	1:a:210:ALA:N	2.38	0.55
1:0:204:ALA:O	1:0:208:THR:OG1	2.23	0.55
1:1:204:ALA:O	1:1:208:THR:OG1	2.23	0.55
1:u:206:GLU:O	1:u:210:ALA:N	2.38	0.55
1:J:206:GLU:O	1:J:210:ALA:N	2.38	0.55
1:B:206:GLU:O	1:B:210:ALA:N	2.38	0.55
1:P:189:PRO:O	1:P:194:LYS:NZ	2.31	0.55
1:z:204:ALA:O	1:z:208:THR:OG1	2.23	0.55
1:A:189:PRO:O	1:A:194:LYS:NZ	2.31	0.54
1:g:206:GLU:O	1:g:210:ALA:N	2.38	0.54
1:F:204:ALA:O	1:F:208:THR:OG1	2.23	0.54
1:M:206:GLU:O	1:M:210:ALA:N	2.38	0.54
1:3:204:ALA:O	1:3:208:THR:OG1	2.23	0.54
1:M:189:PRO:O	1:M:194:LYS:NZ	2.31	0.54
1:N:189:PRO:O	1:N:194:LYS:NZ	2.31	0.54
1:O:189:PRO:O	1:O:194:LYS:NZ	2.31	0.54
1:P:204:ALA:O	1:P:208:THR:OG1	2.23	0.54
1:l:189:PRO:O	1:l:194:LYS:NZ	2.31	0.54
1:q:204:ALA:O	1:q:208:THR:OG1	2.23	0.54
1:v:204:ALA:O	1:v:208:THR:OG1	2.23	0.54
1:L:189:PRO:O	1:L:194:LYS:NZ	2.31	0.54
1:h:189:PRO:O	1:h:194:LYS:NZ	2.31	0.54
1:j:189:PRO:O	1:j:194:LYS:NZ	2.31	0.54
1:k:189:PRO:O	1:k:194:LYS:NZ	2.31	0.54
1:g:189:PRO:O	1:g:194:LYS:NZ	2.31	0.53
1:x:145:SER:O	1:x:149:ALA:N	2.41	0.53
1:3:173:THR:O	1:3:177:GLU:N	2.36	0.53
1:P:173:THR:O	1:P:177:GLU:N	2.36	0.53
1:Q:173:THR:O	1:Q:177:GLU:N	2.37	0.53
1:W:145:SER:O	1:W:149:ALA:N	2.41	0.53
1:4:150:GLN:NE2	1:5:181:GLU:OE1	2.42	0.53
1:E:150:GLN:NE2	1:F:181:GLU:OE1	2.42	0.53
1:G:204:ALA:O	1:G:208:THR:OG1	2.23	0.53
1:I:150:GLN:NE2	1:J:181:GLU:OE1	2.42	0.53
1:M:150:GLN:NE2	1:N:181:GLU:OE1	2.42	0.53
1:Q:150:GLN:NE2	1:R:181:GLU:OE1	2.42	0.53
1:U:150:GLN:NE2	1:V:181:GLU:OE1	2.42	0.53
1:1:173:THR:O	1:1:177:GLU:N	2.36	0.53

Continued on next page...

Continued from previous page...

Atom-1	Atom-2	Interatomic distance (Å)	Clash overlap (Å)
1:Y:150:GLN:NE2	1:Z:181:GLU:OE1	2.42	0.53
1:b:145:SER:O	1:b:149:ALA:N	2.41	0.53
1:f:189:PRO:O	1:f:194:LYS:NZ	2.31	0.53
1:g:150:GLN:NE2	1:h:181:GLU:OE1	2.42	0.53
1:p:150:GLN:NE2	1:q:181:GLU:OE1	2.42	0.53
1:0:150:GLN:NE2	1:1:181:GLU:OE1	2.42	0.53
1:1:150:GLN:NE2	1:2:181:GLU:OE1	2.42	0.53
1:2:173:THR:O	1:2:177:GLU:N	2.37	0.53
1:5:150:GLN:NE2	1:6:181:GLU:OE1	2.42	0.53
1:J:150:GLN:NE2	1:K:181:GLU:OE1	2.42	0.53
1:X:145:SER:O	1:X:149:ALA:N	2.41	0.53
1:Z:204:ALA:O	1:Z:208:THR:OG1	2.23	0.53
1:j:150:GLN:NE2	1:k:181:GLU:OE1	2.42	0.53
1:j:204:ALA:O	1:j:208:THR:OG1	2.23	0.53
1:w:145:SER:O	1:w:149:ALA:N	2.41	0.53
1:B:150:GLN:NE2	1:C:181:GLU:OE1	2.42	0.53
1:N:150:GLN:NE2	1:O:181:GLU:OE1	2.42	0.53
1:P:150:GLN:NE2	1:Q:181:GLU:OE1	2.42	0.53
1:V:150:GLN:NE2	1:W:181:GLU:OE1	2.42	0.53
1:h:150:GLN:NE2	1:i:181:GLU:OE1	2.42	0.53
1:t:145:SER:O	1:t:149:ALA:N	2.41	0.53
1:v:150:GLN:NE2	1:w:181:GLU:OE1	2.42	0.53
1:F:150:GLN:NE2	1:G:181:GLU:OE1	2.42	0.53
1:H:150:GLN:NE2	1:I:181:GLU:OE1	2.42	0.53
1:T:150:GLN:NE2	1:U:181:GLU:OE1	2.42	0.53
1:X:150:GLN:NE2	1:Y:181:GLU:OE1	2.42	0.53
1:Y:145:SER:O	1:Y:149:ALA:N	2.41	0.53
1:a:145:SER:O	1:a:149:ALA:N	2.41	0.53
1:b:150:GLN:NE2	1:c:181:GLU:OE1	2.42	0.53
1:f:150:GLN:NE2	1:g:181:GLU:OE1	2.42	0.53
1:m:150:GLN:NE2	1:n:181:GLU:OE1	2.42	0.53
1:v:145:SER:O	1:v:149:ALA:N	2.41	0.53
1:y:150:GLN:NE2	1:z:181:GLU:OE1	2.42	0.53
1:3:150:GLN:NE2	1:4:181:GLU:OE1	2.42	0.53
1:L:55:LYS:HE2	1:Y:176:LEU:HD21	1.91	0.53
1:Q:204:ALA:O	1:Q:208:THR:OG1	2.23	0.53
1:Z:145:SER:O	1:Z:149:ALA:N	2.41	0.53
1:a:55:LYS:HE2	1:n:176:LEU:HD21	1.91	0.53
1:k:150:GLN:NE2	1:l:181:GLU:OE1	2.42	0.53
1:u:145:SER:O	1:u:149:ALA:N	2.41	0.53
1:0:189:PRO:O	1:0:194:LYS:NZ	2.31	0.53

Continued on next page...

Continued from previous page...

Atom-1	Atom-2	Interatomic distance (Å)	Clash overlap (Å)
1:B:176:LEU:HD21	1:w:55:LYS:HE2	1.91	0.53
1:R:150:GLN:NE2	1:S:181:GLU:OE1	2.42	0.53
1:X:55:LYS:HE2	1:k:176:LEU:HD21	1.91	0.53
1:q:150:GLN:NE2	1:r:181:GLU:OE1	2.42	0.53
1:7:55:LYS:HE2	1:M:176:LEU:HD21	1.91	0.53
1:O:55:LYS:HE2	1:b:176:LEU:HD21	1.92	0.53
1:Y:173:THR:O	1:Y:177:GLU:N	2.37	0.53
1:k:55:LYS:HE2	1:x:176:LEU:HD21	1.91	0.53
1:u:150:GLN:NE2	1:v:181:GLU:OE1	2.42	0.53
1:u:173:THR:O	1:u:177:GLU:N	2.36	0.53
1:x:150:GLN:NE2	1:y:181:GLU:OE1	2.42	0.53
1:6:150:GLN:NE2	1:7:181:GLU:OE1	2.42	0.52
1:C:150:GLN:NE2	1:D:181:GLU:OE1	2.42	0.52
1:D:145:SER:O	1:D:149:ALA:N	2.41	0.52
1:D:150:GLN:NE2	1:E:181:GLU:OE1	2.42	0.52
1:E:145:SER:O	1:E:149:ALA:N	2.41	0.52
1:K:150:GLN:NE2	1:L:181:GLU:OE1	2.42	0.52
1:Z:173:THR:O	1:Z:177:GLU:N	2.36	0.52
1:a:150:GLN:NE2	1:b:181:GLU:OE1	2.42	0.52
1:h:55:LYS:HE2	1:u:176:LEU:HD21	1.91	0.52
1:j:55:LYS:HE2	1:w:176:LEU:HD21	1.91	0.52
1:t:173:THR:O	1:t:177:GLU:N	2.36	0.52
1:F:145:SER:O	1:F:149:ALA:N	2.41	0.52
1:L:150:GLN:NE2	1:M:181:GLU:OE1	2.42	0.52
1:U:55:LYS:HE2	1:h:176:LEU:HD21	1.91	0.52
1:X:173:THR:O	1:X:177:GLU:N	2.36	0.52
1:g:55:LYS:HE2	1:t:176:LEU:HD21	1.91	0.52
1:n:150:GLN:NE2	1:o:181:GLU:OE1	2.42	0.52
1:r:150:GLN:NE2	1:s:181:GLU:OE1	2.42	0.52
1:t:150:GLN:NE2	1:u:181:GLU:OE1	2.42	0.52
1:C:145:SER:O	1:C:149:ALA:N	2.41	0.52
1:G:145:SER:O	1:G:149:ALA:N	2.41	0.52
1:H:145:SER:O	1:H:149:ALA:N	2.41	0.52
1:O:204:ALA:O	1:O:208:THR:OG1	2.23	0.52
1:V:55:LYS:HE2	1:i:176:LEU:HD21	1.91	0.52
1:W:150:GLN:NE2	1:X:181:GLU:OE1	2.42	0.52
1:Y:55:LYS:HE2	1:l:176:LEU:HD21	1.91	0.52
1:m:55:LYS:HE2	1:z:176:LEU:HD21	1.92	0.52
1:o:150:GLN:NE2	1:p:181:GLU:OE1	2.42	0.52
1:p:145:SER:O	1:p:149:ALA:N	2.41	0.52
1:q:145:SER:O	1:q:149:ALA:N	2.41	0.52

Continued on next page...

Continued from previous page...

Atom-1	Atom-2	Interatomic distance (Å)	Clash overlap (Å)
1:r:145:SER:O	1:r:149:ALA:N	2.41	0.52
1:v:173:THR:O	1:v:177:GLU:N	2.36	0.52
1:0:176:LEU:HD21	1:n:55:LYS:HE2	1.91	0.52
1:2:150:GLN:NE2	1:3:181:GLU:OE1	2.42	0.52
1:E:176:LEU:HD21	1:z:55:LYS:HE2	1.91	0.52
1:Z:150:GLN:NE2	1:a:181:GLU:OE1	2.42	0.52
1:b:55:LYS:HE2	1:o:176:LEU:HD21	1.91	0.52
1:o:145:SER:O	1:o:149:ALA:N	2.41	0.52
1:s:145:SER:O	1:s:149:ALA:N	2.41	0.52
1:B:145:SER:O	1:B:149:ALA:N	2.41	0.52
1:I:55:LYS:HE2	1:V:176:LEU:HD21	1.91	0.52
1:I:145:SER:O	1:I:149:ALA:N	2.41	0.52
1:d:55:LYS:HE2	1:q:176:LEU:HD21	1.92	0.52
1:e:145:SER:O	1:e:149:ALA:N	2.41	0.52
1:i:150:GLN:NE2	1:j:181:GLU:OE1	2.42	0.52
1:1:166:SER:O	1:1:170:ARG:N	2.42	0.52
1:2:176:LEU:HD21	1:p:55:LYS:HE2	1.91	0.52
1:A:150:GLN:NE2	1:B:181:GLU:OE1	2.42	0.52
1:A:176:LEU:HD21	1:v:55:LYS:HE2	1.92	0.52
1:D:176:LEU:HD21	1:y:55:LYS:HE2	1.91	0.52
1:N:55:LYS:HE2	1:a:176:LEU:HD21	1.91	0.52
1:S:150:GLN:NE2	1:T:181:GLU:OE1	2.42	0.52
1:Y:204:ALA:O	1:Y:208:THR:OG1	2.23	0.52
1:a:173:THR:O	1:a:177:GLU:N	2.36	0.52
1:e:150:GLN:NE2	1:f:181:GLU:OE1	2.42	0.52
1:j:173:THR:O	1:j:177:GLU:N	2.36	0.52
1:A:145:SER:O	1:A:149:ALA:N	2.41	0.52
1:G:150:GLN:NE2	1:H:181:GLU:OE1	2.42	0.52
1:J:55:LYS:HE2	1:W:176:LEU:HD21	1.91	0.52
1:J:145:SER:O	1:J:149:ALA:N	2.41	0.52
1:M:55:LYS:HE2	1:Z:176:LEU:HD21	1.91	0.52
1:N:173:THR:O	1:N:177:GLU:N	2.36	0.52
1:R:204:ALA:O	1:R:208:THR:OG1	2.23	0.52
1:W:173:THR:O	1:W:177:GLU:N	2.36	0.52
1:f:145:SER:O	1:f:149:ALA:N	2.41	0.52
1:i:173:THR:O	1:i:177:GLU:N	2.36	0.52
1:n:145:SER:O	1:n:149:ALA:N	2.41	0.52
1:w:150:GLN:NE2	1:x:181:GLU:OE1	2.42	0.52
1:4:55:LYS:HE2	1:J:176:LEU:HD21	1.91	0.52
1:D:55:LYS:HE2	1:Q:176:LEU:HD21	1.91	0.52
1:K:55:LYS:HE2	1:X:176:LEU:HD21	1.91	0.52

Continued on next page...

Continued from previous page...

Atom-1	Atom-2	Interatomic distance (Å)	Clash overlap (Å)
1:P:166:SER:O	1:P:170:ARG:N	2.42	0.52
1:l:150:GLN:NE2	1:m:181:GLU:OE1	2.42	0.52
1:6:55:LYS:HE2	1:L:176:LEU:HD21	1.91	0.52
1:O:173:THR:O	1:O:177:GLU:N	2.37	0.52
1:h:204:ALA:O	1:h:208:THR:OG1	2.23	0.52
1:k:173:THR:O	1:k:177:GLU:N	2.36	0.52
1:w:173:THR:O	1:w:177:GLU:N	2.36	0.52
1:0:181:GLU:OE1	1:z:150:GLN:NE2	2.42	0.52
1:C:55:LYS:HE2	1:P:176:LEU:HD21	1.91	0.52
1:K:145:SER:O	1:K:149:ALA:N	2.41	0.52
1:M:173:THR:O	1:M:177:GLU:N	2.36	0.52
1:S:55:LYS:HE2	1:f:176:LEU:HD21	1.92	0.52
1:c:150:GLN:NE2	1:d:181:GLU:OE1	2.42	0.52
1:g:145:SER:O	1:g:149:ALA:N	2.41	0.52
1:m:145:SER:O	1:m:149:ALA:N	2.41	0.52
1:1:55:LYS:HE2	1:G:176:LEU:HD21	1.91	0.51
1:2:166:SER:O	1:2:170:ARG:N	2.42	0.51
1:5:176:LEU:HD21	1:s:55:LYS:HE2	1.91	0.51
1:I:166:SER:O	1:I:170:ARG:N	2.42	0.51
1:L:145:SER:O	1:L:149:ALA:N	2.41	0.51
1:N:166:SER:O	1:N:170:ARG:N	2.42	0.51
1:O:166:SER:O	1:O:170:ARG:N	2.42	0.51
1:R:55:LYS:HE2	1:e:176:LEU:HD21	1.91	0.51
1:W:55:LYS:HE2	1:j:176:LEU:HD21	1.91	0.51
1:Z:55:LYS:HE2	1:m:176:LEU:HD21	1.91	0.51
1:h:173:THR:O	1:h:177:GLU:N	2.37	0.51
1:j:166:SER:O	1:j:170:ARG:N	2.42	0.51
1:k:166:SER:O	1:k:170:ARG:N	2.42	0.51
1:1:209:LEU:HD12	1:1:213:LYS:HD2	1.93	0.51
1:3:209:LEU:HD12	1:3:213:LYS:HD2	1.93	0.51
1:E:209:LEU:HD12	1:E:213:LYS:HD2	1.93	0.51
1:F:55:LYS:HE2	1:S:176:LEU:HD21	1.91	0.51
1:G:55:LYS:HE2	1:T:176:LEU:HD21	1.91	0.51
1:b:173:THR:O	1:b:177:GLU:N	2.36	0.51
1:c:55:LYS:HE2	1:p:176:LEU:HD21	1.92	0.51
1:h:145:SER:O	1:h:149:ALA:N	2.41	0.51
1:i:166:SER:O	1:i:170:ARG:N	2.42	0.51
1:s:209:LEU:HD12	1:s:213:LYS:HD2	1.93	0.51
1:y:209:LEU:HD12	1:y:213:LYS:HD2	1.93	0.51
1:2:55:LYS:HE2	1:H:176:LEU:HD21	1.91	0.51
1:A:211:ALA:O	1:A:215:ARG:N	2.41	0.51

Continued on next page...

Continued from previous page...

Atom-1	Atom-2	Interatomic distance (Å)	Clash overlap (Å)
1:C:79:LEU:HD23	1:C:79:LEU:O	2.11	0.51
1:C:176:LEU:HD21	1:x:55:LYS:HE2	1.92	0.51
1:C:209:LEU:HD12	1:C:213:LYS:HD2	1.93	0.51
1:G:209:LEU:HD12	1:G:213:LYS:HD2	1.93	0.51
1:M:166:SER:O	1:M:170:ARG:N	2.42	0.51
1:P:209:LEU:HD12	1:P:213:LYS:HD2	1.93	0.51
1:Q:209:LEU:HD12	1:Q:213:LYS:HD2	1.93	0.51
1:c:209:LEU:HD12	1:c:213:LYS:HD2	1.93	0.51
1:l:145:SER:O	1:l:149:ALA:N	2.41	0.51
1:n:209:LEU:HD12	1:n:213:LYS:HD2	1.93	0.51
1:w:209:LEU:HD12	1:w:213:LYS:HD2	1.93	0.51
1:z:209:LEU:HD12	1:z:213:LYS:HD2	1.93	0.51
1:1:79:LEU:O	1:1:79:LEU:HD23	2.11	0.51
1:3:176:LEU:HD21	1:q:55:LYS:HE2	1.91	0.51
1:4:209:LEU:HD12	1:4:213:LYS:HD2	1.93	0.51
1:5:55:LYS:HE2	1:K:176:LEU:HD21	1.91	0.51
1:A:209:LEU:HD12	1:A:213:LYS:HD2	1.93	0.51
1:B:209:LEU:HD12	1:B:213:LYS:HD2	1.93	0.51
1:Q:166:SER:O	1:Q:170:ARG:N	2.42	0.51
1:S:209:LEU:HD12	1:S:213:LYS:HD2	1.93	0.51
1:X:204:ALA:O	1:X:208:THR:OG1	2.23	0.51
1:b:209:LEU:HD12	1:b:213:LYS:HD2	1.93	0.51
1:d:79:LEU:O	1:d:79:LEU:HD23	2.11	0.51
1:i:145:SER:O	1:i:149:ALA:N	2.41	0.51
1:l:55:LYS:HE2	1:y:176:LEU:HD21	1.91	0.51
1:l:173:THR:O	1:l:177:GLU:N	2.36	0.51
1:l:209:LEU:HD12	1:l:213:LYS:HD2	1.93	0.51
1:o:209:LEU:HD12	1:o:213:LYS:HD2	1.93	0.51
1:p:209:LEU:HD12	1:p:213:LYS:HD2	1.93	0.51
1:q:209:LEU:HD12	1:q:213:LYS:HD2	1.93	0.51
1:r:209:LEU:HD12	1:r:213:LYS:HD2	1.93	0.51
1:x:209:LEU:HD12	1:x:213:LYS:HD2	1.93	0.51
1:z:79:LEU:O	1:z:79:LEU:HD23	2.11	0.51
1:z:189:PRO:O	1:z:194:LYS:NZ	2.31	0.51
1:0:79:LEU:HD23	1:0:79:LEU:O	2.11	0.51
1:F:209:LEU:HD12	1:F:213:LYS:HD2	1.93	0.51
1:H:209:LEU:HD12	1:H:213:LYS:HD2	1.93	0.51
1:L:173:THR:O	1:L:177:GLU:N	2.36	0.51
1:M:145:SER:O	1:M:149:ALA:N	2.41	0.51
1:O:209:LEU:HD12	1:O:213:LYS:HD2	1.93	0.51
1:R:209:LEU:HD12	1:R:213:LYS:HD2	1.93	0.51

Continued on next page...

Continued from previous page...

Atom-1	Atom-2	Interatomic distance (Å)	Clash overlap (Å)
1:a:166:SER:O	1:a:170:ARG:N	2.42	0.51
1:a:209:LEU:HD12	1:a:213:LYS:HD2	1.93	0.51
1:c:79:LEU:HD23	1:c:79:LEU:O	2.11	0.51
1:d:211:ALA:O	1:d:215:ARG:N	2.41	0.51
1:e:166:SER:O	1:e:170:ARG:N	2.42	0.51
1:k:145:SER:O	1:k:149:ALA:N	2.41	0.51
1:y:79:LEU:HD23	1:y:79:LEU:O	2.11	0.51
1:0:209:LEU:HD12	1:0:213:LYS:HD2	1.93	0.51
1:N:145:SER:O	1:N:149:ALA:N	2.41	0.51
1:P:79:LEU:HD23	1:P:79:LEU:O	2.11	0.51
1:V:173:THR:O	1:V:177:GLU:N	2.36	0.51
1:Z:209:LEU:HD12	1:Z:213:LYS:HD2	1.93	0.51
1:b:79:LEU:O	1:b:79:LEU:HD23	2.11	0.51
1:b:166:SER:O	1:b:170:ARG:N	2.42	0.51
1:i:55:LYS:HE2	1:v:176:LEU:HD21	1.92	0.51
1:j:145:SER:O	1:j:149:ALA:N	2.41	0.51
1:l:166:SER:O	1:l:170:ARG:N	2.42	0.51
1:o:79:LEU:O	1:o:79:LEU:HD23	2.11	0.51
1:p:79:LEU:HD23	1:p:79:LEU:O	2.11	0.51
1:s:79:LEU:HD23	1:s:79:LEU:O	2.11	0.51
1:w:166:SER:O	1:w:170:ARG:N	2.42	0.51
1:x:79:LEU:O	1:x:79:LEU:HD23	2.11	0.51
1:2:79:LEU:HD23	1:2:79:LEU:O	2.11	0.51
1:3:79:LEU:HD23	1:3:79:LEU:O	2.11	0.51
1:5:209:LEU:HD12	1:5:213:LYS:HD2	1.93	0.51
1:6:209:LEU:HD12	1:6:213:LYS:HD2	1.93	0.51
1:F:79:LEU:HD23	1:F:79:LEU:O	2.11	0.51
1:I:189:PRO:O	1:I:194:LYS:NZ	2.31	0.51
1:I:209:LEU:HD12	1:I:213:LYS:HD2	1.93	0.51
1:O:145:SER:O	1:O:149:ALA:N	2.41	0.51
1:Q:79:LEU:O	1:Q:79:LEU:HD23	2.11	0.51
1:U:209:LEU:HD12	1:U:213:LYS:HD2	1.93	0.51
1:h:166:SER:O	1:h:170:ARG:N	2.42	0.51
1:k:209:LEU:HD12	1:k:213:LYS:HD2	1.93	0.51
1:m:209:LEU:HD12	1:m:213:LYS:HD2	1.93	0.51
1:v:166:SER:O	1:v:170:ARG:N	2.42	0.51
1:x:173:THR:O	1:x:177:GLU:N	2.36	0.51
1:1:176:LEU:HD21	1:o:55:LYS:HE2	1.91	0.51
1:2:209:LEU:HD12	1:2:213:LYS:HD2	1.93	0.51
1:6:189:PRO:O	1:6:194:LYS:NZ	2.31	0.51
1:C:166:SER:O	1:C:170:ARG:N	2.42	0.51

Continued on next page...

Continued from previous page...

Atom-1	Atom-2	Interatomic distance (Å)	Clash overlap (Å)
1:D:209:LEU:HD12	1:D:213:LYS:HD2	1.93	0.51
1:J:209:LEU:HD12	1:J:213:LYS:HD2	1.93	0.51
1:L:166:SER:O	1:L:170:ARG:N	2.42	0.51
1:R:79:LEU:O	1:R:79:LEU:HD23	2.11	0.51
1:Z:166:SER:O	1:Z:170:ARG:N	2.42	0.51
1:a:79:LEU:O	1:a:79:LEU:HD23	2.11	0.51
1:d:209:LEU:HD12	1:d:213:LYS:HD2	1.93	0.51
1:e:209:LEU:HD12	1:e:213:LYS:HD2	1.93	0.51
1:g:173:THR:O	1:g:177:GLU:N	2.36	0.51
1:u:209:LEU:HD12	1:u:213:LYS:HD2	1.93	0.51
1:3:166:SER:O	1:3:170:ARG:N	2.42	0.51
1:4:176:LEU:HD21	1:r:55:LYS:HE2	1.91	0.51
1:H:189:PRO:O	1:H:194:LYS:NZ	2.31	0.51
1:U:189:PRO:O	1:U:194:LYS:NZ	2.31	0.51
1:X:209:LEU:HD12	1:X:213:LYS:HD2	1.93	0.51
1:e:189:PRO:O	1:e:194:LYS:NZ	2.31	0.51
1:i:209:LEU:HD12	1:i:213:LYS:HD2	1.93	0.51
1:l:79:LEU:O	1:l:79:LEU:HD23	2.11	0.51
1:t:170:ARG:O	1:t:173:THR:OG1	2.24	0.51
1:v:209:LEU:HD12	1:v:213:LYS:HD2	1.93	0.51
1:w:79:LEU:O	1:w:79:LEU:HD23	2.11	0.51
1:x:166:SER:O	1:x:170:ARG:N	2.42	0.51
1:4:79:LEU:O	1:4:79:LEU:HD23	2.11	0.50
1:5:30:GLU:O	1:5:34:GLY:N	2.42	0.50
1:D:79:LEU:O	1:D:79:LEU:HD23	2.11	0.50
1:G:79:LEU:O	1:G:79:LEU:HD23	2.11	0.50
1:M:209:LEU:HD12	1:M:213:LYS:HD2	1.93	0.50
1:T:189:PRO:O	1:T:194:LYS:NZ	2.31	0.50
1:T:209:LEU:HD12	1:T:213:LYS:HD2	1.93	0.50
1:c:166:SER:O	1:c:170:ARG:N	2.42	0.50
1:f:209:LEU:HD12	1:f:213:LYS:HD2	1.93	0.50
1:g:209:LEU:HD12	1:g:213:LYS:HD2	1.93	0.50
1:j:209:LEU:HD12	1:j:213:LYS:HD2	1.93	0.50
1:p:211:ALA:O	1:p:215:ARG:N	2.41	0.50
1:t:209:LEU:HD12	1:t:213:LYS:HD2	1.93	0.50
1:u:166:SER:O	1:u:170:ARG:N	2.42	0.50
1:3:55:LYS:HE2	1:I:176:LEU:HD21	1.91	0.50
1:6:211:ALA:O	1:6:215:ARG:N	2.41	0.50
1:B:79:LEU:O	1:B:79:LEU:HD23	2.11	0.50
1:H:55:LYS:HE2	1:U:176:LEU:HD21	1.91	0.50
1:J:166:SER:O	1:J:170:ARG:N	2.42	0.50

Continued on next page...

Continued from previous page...

Atom-1	Atom-2	Interatomic distance (Å)	Clash overlap (Å)
1:L:209:LEU:HD12	1:L:213:LYS:HD2	1.93	0.50
1:V:209:LEU:HD12	1:V:213:LYS:HD2	1.93	0.50
1:Y:166:SER:O	1:Y:170:ARG:N	2.42	0.50
1:Y:170:ARG:O	1:Y:173:THR:OG1	2.24	0.50
1:Y:209:LEU:HD12	1:Y:213:LYS:HD2	1.93	0.50
1:m:79:LEU:O	1:m:79:LEU:HD23	2.11	0.50
1:r:79:LEU:O	1:r:79:LEU:HD23	2.11	0.50
1:v:79:LEU:HD23	1:v:79:LEU:O	2.11	0.50
1:1:30:GLU:O	1:1:34:GLY:N	2.42	0.50
1:7:173:THR:O	1:7:177:GLU:N	2.37	0.50
1:7:189:PRO:O	1:7:194:LYS:NZ	2.31	0.50
1:E:79:LEU:HD23	1:E:79:LEU:O	2.11	0.50
1:K:209:LEU:HD12	1:K:213:LYS:HD2	1.93	0.50
1:L:170:ARG:O	1:L:173:THR:OG1	2.24	0.50
1:S:30:GLU:O	1:S:34:GLY:N	2.42	0.50
1:S:79:LEU:HD23	1:S:79:LEU:O	2.11	0.50
1:T:55:LYS:HE2	1:g:176:LEU:HD21	1.92	0.50
1:c:173:THR:O	1:c:177:GLU:N	2.36	0.50
1:g:166:SER:O	1:g:170:ARG:N	2.42	0.50
1:i:170:ARG:O	1:i:173:THR:OG1	2.24	0.50
1:m:166:SER:O	1:m:170:ARG:N	2.42	0.50
1:m:173:THR:O	1:m:177:GLU:N	2.36	0.50
1:4:30:GLU:O	1:4:34:GLY:N	2.42	0.50
1:5:189:PRO:O	1:5:194:LYS:NZ	2.31	0.50
1:7:209:LEU:HD12	1:7:213:LYS:HD2	1.93	0.50
1:M:211:ALA:O	1:M:215:ARG:N	2.41	0.50
1:N:209:LEU:HD12	1:N:213:LYS:HD2	1.93	0.50
1:P:30:GLU:O	1:P:34:GLY:N	2.42	0.50
1:R:166:SER:O	1:R:170:ARG:N	2.42	0.50
1:Z:79:LEU:O	1:Z:79:LEU:HD23	2.11	0.50
1:p:166:SER:O	1:p:170:ARG:N	2.42	0.50
1:q:79:LEU:HD23	1:q:79:LEU:O	2.11	0.50
1:s:189:PRO:O	1:s:194:LYS:NZ	2.31	0.50
1:y:166:SER:O	1:y:170:ARG:N	2.42	0.50
1:0:55:LYS:HE2	1:F:176:LEU:HD21	1.91	0.50
1:1:211:ALA:O	1:1:215:ARG:N	2.41	0.50
1:5:79:LEU:HD23	1:5:79:LEU:O	2.11	0.50
1:A:79:LEU:O	1:A:79:LEU:HD23	2.11	0.50
1:E:55:LYS:HE2	1:R:176:LEU:HD21	1.91	0.50
1:J:189:PRO:O	1:J:194:LYS:NZ	2.31	0.50
1:K:173:THR:O	1:K:177:GLU:N	2.36	0.50

Continued on next page...

Continued from previous page...

Atom-1	Atom-2	Interatomic distance (Å)	Clash overlap (Å)
1:W:166:SER:O	1:W:170:ARG:N	2.42	0.50
1:W:209:LEU:HD12	1:W:213:LYS:HD2	1.93	0.50
1:X:166:SER:O	1:X:170:ARG:N	2.42	0.50
1:h:209:LEU:HD12	1:h:213:LYS:HD2	1.93	0.50
1:t:166:SER:O	1:t:170:ARG:N	2.42	0.50
1:u:79:LEU:O	1:u:79:LEU:HD23	2.11	0.50
1:2:30:GLU:O	1:2:34:GLY:N	2.42	0.50
1:A:166:SER:O	1:A:170:ARG:N	2.42	0.50
1:Q:30:GLU:O	1:Q:34:GLY:N	2.42	0.50
1:R:30:GLU:O	1:R:34:GLY:N	2.42	0.50
1:n:79:LEU:HD23	1:n:79:LEU:O	2.11	0.50
1:3:30:GLU:O	1:3:34:GLY:N	2.42	0.50
1:D:166:SER:O	1:D:170:ARG:N	2.42	0.50
1:F:211:ALA:O	1:F:215:ARG:N	2.41	0.50
1:K:166:SER:O	1:K:170:ARG:N	2.42	0.50
1:T:79:LEU:O	1:T:79:LEU:HD23	2.11	0.50
1:V:166:SER:O	1:V:170:ARG:N	2.42	0.50
1:d:166:SER:O	1:d:170:ARG:N	2.42	0.50
1:e:79:LEU:O	1:e:79:LEU:HD23	2.11	0.50
1:j:170:ARG:O	1:j:173:THR:OG1	2.24	0.50
1:5:170:ARG:O	1:5:173:THR:OG1	2.24	0.50
1:I:79:LEU:O	1:I:79:LEU:HD23	2.11	0.50
1:U:173:THR:O	1:U:177:GLU:N	2.36	0.50
1:V:189:PRO:O	1:V:194:LYS:NZ	2.31	0.50
1:W:170:ARG:O	1:W:173:THR:OG1	2.24	0.50
1:a:211:ALA:O	1:a:215:ARG:N	2.41	0.50
1:y:189:PRO:O	1:y:194:LYS:NZ	2.31	0.50
1:A:173:THR:O	1:A:177:GLU:N	2.36	0.50
1:D:30:GLU:O	1:D:34:GLY:N	2.42	0.50
1:E:204:ALA:O	1:E:208:THR:OG1	2.23	0.50
1:J:79:LEU:O	1:J:79:LEU:HD23	2.11	0.50
1:R:211:ALA:O	1:R:215:ARG:N	2.41	0.50
1:X:170:ARG:O	1:X:173:THR:OG1	2.25	0.50
1:Y:79:LEU:O	1:Y:79:LEU:HD23	2.11	0.50
1:i:79:LEU:HD23	1:i:79:LEU:O	2.11	0.50
1:k:79:LEU:HD23	1:k:79:LEU:O	2.11	0.50
1:6:79:LEU:O	1:6:79:LEU:HD23	2.11	0.49
1:7:166:SER:O	1:7:170:ARG:N	2.42	0.49
1:H:79:LEU:HD23	1:H:79:LEU:O	2.11	0.49
1:M:79:LEU:HD23	1:M:79:LEU:O	2.11	0.49
1:R:170:ARG:O	1:R:173:THR:OG1	2.24	0.49

Continued on next page...

Continued from previous page...

Atom-1	Atom-2	Interatomic distance (Å)	Clash overlap (Å)
1:S:189:PRO:O	1:S:194:LYS:NZ	2.31	0.49
1:V:79:LEU:HD23	1:V:79:LEU:O	2.11	0.49
1:f:166:SER:O	1:f:170:ARG:N	2.42	0.49
1:f:173:THR:O	1:f:177:GLU:N	2.37	0.49
1:m:211:ALA:O	1:m:215:ARG:N	2.41	0.49
1:y:173:THR:O	1:y:177:GLU:N	2.37	0.49
1:z:166:SER:O	1:z:170:ARG:N	2.42	0.49
1:4:166:SER:O	1:4:170:ARG:N	2.42	0.49
1:7:79:LEU:O	1:7:79:LEU:HD23	2.11	0.49
1:G:189:PRO:O	1:G:194:LYS:NZ	2.31	0.49
1:K:211:ALA:O	1:K:215:ARG:N	2.41	0.49
1:O:211:ALA:O	1:O:215:ARG:N	2.41	0.49
1:U:79:LEU:O	1:U:79:LEU:HD23	2.11	0.49
1:X:79:LEU:HD23	1:X:79:LEU:O	2.11	0.49
1:c:189:PRO:O	1:c:194:LYS:NZ	2.31	0.49
1:d:204:ALA:O	1:d:208:THR:OG1	2.23	0.49
1:e:30:GLU:O	1:e:34:GLY:N	2.42	0.49
1:f:79:LEU:HD23	1:f:79:LEU:O	2.11	0.49
1:n:166:SER:O	1:n:170:ARG:N	2.42	0.49
1:q:30:GLU:O	1:q:34:GLY:N	2.42	0.49
1:t:79:LEU:O	1:t:79:LEU:HD23	2.11	0.49
1:H:204:ALA:O	1:H:208:THR:OG1	2.23	0.49
1:N:79:LEU:HD23	1:N:79:LEU:O	2.11	0.49
1:U:166:SER:O	1:U:170:ARG:N	2.42	0.49
1:E:30:GLU:O	1:E:34:GLY:N	2.42	0.49
1:I:30:GLU:O	1:I:34:GLY:N	2.42	0.49
1:W:79:LEU:O	1:W:79:LEU:HD23	2.11	0.49
1:h:79:LEU:HD23	1:h:79:LEU:O	2.11	0.49
1:6:173:THR:O	1:6:177:GLU:N	2.36	0.49
1:R:189:PRO:O	1:R:194:LYS:NZ	2.31	0.49
1:X:211:ALA:O	1:X:215:ARG:N	2.41	0.49
1:u:170:ARG:O	1:u:173:THR:OG1	2.24	0.49
1:y:211:ALA:O	1:y:215:ARG:N	2.41	0.49
1:4:189:PRO:O	1:4:194:LYS:NZ	2.31	0.49
1:6:166:SER:O	1:6:170:ARG:N	2.42	0.49
1:B:166:SER:O	1:B:170:ARG:N	2.42	0.49
1:O:79:LEU:O	1:O:79:LEU:HD23	2.11	0.49
1:d:173:THR:O	1:d:177:GLU:N	2.36	0.49
1:j:79:LEU:O	1:j:79:LEU:HD23	2.11	0.49
1:p:30:GLU:O	1:p:34:GLY:N	2.42	0.49
1:q:166:SER:O	1:q:170:ARG:N	2.42	0.49

Continued on next page...

Continued from previous page...

Atom-1	Atom-2	Interatomic distance (Å)	Clash overlap (Å)
1:r:30:GLU:O	1:r:34:GLY:N	2.42	0.49
1:H:30:GLU:O	1:H:34:GLY:N	2.42	0.49
1:L:79:LEU:O	1:L:79:LEU:HD23	2.11	0.49
1:h:170:ARG:O	1:h:173:THR:OG1	2.25	0.49
1:n:173:THR:O	1:n:177:GLU:N	2.37	0.49
1:2:170:ARG:O	1:2:173:THR:OG1	2.24	0.49
1:3:189:PRO:O	1:3:194:LYS:NZ	2.31	0.49
1:F:30:GLU:O	1:F:34:GLY:N	2.42	0.49
1:G:30:GLU:O	1:G:34:GLY:N	2.42	0.49
1:J:173:THR:O	1:J:177:GLU:N	2.37	0.49
1:K:189:PRO:O	1:K:194:LYS:NZ	2.31	0.49
1:M:170:ARG:O	1:M:173:THR:OG1	2.24	0.49
1:S:166:SER:O	1:S:170:ARG:N	2.42	0.49
1:s:30:GLU:O	1:s:34:GLY:N	2.42	0.49
1:0:166:SER:O	1:0:170:ARG:N	2.42	0.49
1:5:211:ALA:O	1:5:215:ARG:N	2.41	0.49
1:K:79:LEU:HD23	1:K:79:LEU:O	2.11	0.49
1:M:162:ALA:N	1:M:166:SER:OG	2.44	0.49
1:T:166:SER:O	1:T:170:ARG:N	2.42	0.49
1:0:76:GLN:O	1:3:216:ARG:NH1	2.46	0.48
1:0:216:ARG:NH1	1:x:76:GLN:O	2.46	0.48
1:1:216:ARG:NH1	1:y:76:GLN:O	2.46	0.48
1:2:216:ARG:NH1	1:z:76:GLN:O	2.46	0.48
1:B:173:THR:O	1:B:177:GLU:N	2.36	0.48
1:C:211:ALA:O	1:C:215:ARG:N	2.41	0.48
1:E:166:SER:O	1:E:170:ARG:N	2.42	0.48
1:Q:189:PRO:O	1:Q:194:LYS:NZ	2.31	0.48
1:T:173:THR:O	1:T:177:GLU:N	2.36	0.48
1:g:79:LEU:O	1:g:79:LEU:HD23	2.11	0.48
1:i:162:ALA:N	1:i:166:SER:OG	2.44	0.48
1:j:76:GLN:O	1:m:216:ARG:NH1	2.46	0.48
1:k:76:GLN:O	1:n:216:ARG:NH1	2.46	0.48
1:o:166:SER:O	1:o:170:ARG:N	2.42	0.48
1:5:166:SER:O	1:5:170:ARG:N	2.42	0.48
1:F:189:PRO:O	1:F:194:LYS:NZ	2.31	0.48
1:J:204:ALA:O	1:J:208:THR:OG1	2.23	0.48
1:L:204:ALA:O	1:L:208:THR:OG1	2.23	0.48
1:Q:145:SER:O	1:Q:149:ALA:N	2.41	0.48
1:T:170:ARG:O	1:T:173:THR:OG1	2.24	0.48
1:W:189:PRO:O	1:W:194:LYS:NZ	2.31	0.48
1:e:173:THR:O	1:e:177:GLU:N	2.36	0.48

Continued on next page...

Continued from previous page...

Atom-1	Atom-2	Interatomic distance (Å)	Clash overlap (Å)
1:f:211:ALA:O	1:f:215:ARG:N	2.41	0.48
1:l:76:GLN:O	1:o:216:ARG:NH1	2.46	0.48
1:l:170:ARG:O	1:l:173:THR:OG1	2.24	0.48
1:t:211:ALA:O	1:t:215:ARG:N	2.41	0.48
1:z:173:THR:O	1:z:177:GLU:N	2.36	0.48
1:1:76:GLN:O	1:4:216:ARG:NH1	2.46	0.48
1:3:145:SER:O	1:3:149:ALA:N	2.41	0.48
1:I:170:ARG:O	1:I:173:THR:OG1	2.25	0.48
1:d:162:ALA:N	1:d:166:SER:OG	2.44	0.48
1:i:76:GLN:O	1:l:216:ARG:NH1	2.46	0.48
1:m:76:GLN:O	1:p:216:ARG:NH1	2.46	0.48
1:u:204:ALA:O	1:u:208:THR:OG1	2.23	0.48
1:w:76:GLN:O	1:z:216:ARG:NH1	2.46	0.48
1:2:145:SER:O	1:2:149:ALA:N	2.41	0.48
1:O:170:ARG:O	1:O:173:THR:OG1	2.24	0.48
1:P:76:GLN:O	1:S:216:ARG:NH1	2.46	0.48
1:R:145:SER:O	1:R:149:ALA:N	2.41	0.48
1:a:76:GLN:O	1:d:216:ARG:NH1	2.46	0.48
1:c:170:ARG:O	1:c:173:THR:OG1	2.25	0.48
1:w:170:ARG:O	1:w:173:THR:OG1	2.24	0.48
1:A:76:GLN:O	1:D:216:ARG:NH1	2.46	0.48
1:H:173:THR:O	1:H:177:GLU:N	2.36	0.48
1:N:162:ALA:N	1:N:166:SER:OG	2.44	0.48
1:e:170:ARG:O	1:e:173:THR:OG1	2.24	0.48
1:h:76:GLN:O	1:k:216:ARG:NH1	2.46	0.48
1:2:76:GLN:O	1:5:216:ARG:NH1	2.46	0.48
1:4:145:SER:O	1:4:149:ALA:N	2.41	0.48
1:I:76:GLN:O	1:L:216:ARG:NH1	2.46	0.48
1:P:145:SER:O	1:P:149:ALA:N	2.41	0.48
1:e:76:GLN:O	1:h:216:ARG:NH1	2.46	0.48
1:f:76:GLN:O	1:i:216:ARG:NH1	2.46	0.48
1:v:76:GLN:O	1:y:216:ARG:NH1	2.46	0.48
1:z:162:ALA:N	1:z:166:SER:OG	2.44	0.48
1:5:173:THR:O	1:5:177:GLU:N	2.36	0.48
1:J:76:GLN:O	1:M:216:ARG:NH1	2.46	0.48
1:L:76:GLN:O	1:O:216:ARG:NH1	2.46	0.48
1:Q:76:GLN:O	1:T:216:ARG:NH1	2.46	0.48
1:T:211:ALA:O	1:T:215:ARG:N	2.41	0.48
1:j:162:ALA:N	1:j:166:SER:OG	2.44	0.48
1:l:204:ALA:O	1:l:208:THR:OG1	2.23	0.48
1:o:173:THR:O	1:o:177:GLU:N	2.36	0.48

Continued on next page...

Continued from previous page...

Atom-1	Atom-2	Interatomic distance (Å)	Clash overlap (Å)
1:r:211:ALA:O	1:r:215:ARG:N	2.41	0.48
1:0:145:SER:O	1:0:149:ALA:N	2.41	0.48
1:1:145:SER:O	1:1:149:ALA:N	2.41	0.48
1:B:76:GLN:O	1:E:216:ARG:NH1	2.46	0.48
1:G:173:THR:O	1:G:177:GLU:N	2.36	0.48
1:H:76:GLN:O	1:K:216:ARG:NH1	2.46	0.48
1:I:173:THR:O	1:I:177:GLU:N	2.36	0.48
1:K:76:GLN:O	1:N:216:ARG:NH1	2.46	0.48
1:S:145:SER:O	1:S:149:ALA:N	2.41	0.48
1:Z:76:GLN:O	1:c:216:ARG:NH1	2.46	0.48
1:g:76:GLN:O	1:j:216:ARG:NH1	2.46	0.48
1:n:76:GLN:O	1:q:216:ARG:NH1	2.46	0.48
1:z:145:SER:O	1:z:149:ALA:N	2.41	0.48
1:6:170:ARG:O	1:6:173:THR:OG1	2.25	0.48
1:D:76:GLN:O	1:G:216:ARG:NH1	2.46	0.48
1:W:211:ALA:O	1:W:215:ARG:N	2.41	0.48
1:a:189:PRO:O	1:a:194:LYS:NZ	2.31	0.48
1:r:166:SER:O	1:r:170:ARG:N	2.42	0.48
1:v:170:ARG:O	1:v:173:THR:OG1	2.24	0.48
1:w:189:PRO:O	1:w:194:LYS:NZ	2.31	0.48
1:3:76:GLN:O	1:6:216:ARG:NH1	2.46	0.48
1:3:211:ALA:O	1:3:215:ARG:N	2.41	0.48
1:C:173:THR:O	1:C:177:GLU:N	2.36	0.48
1:G:76:GLN:O	1:J:216:ARG:NH1	2.46	0.48
1:H:211:ALA:O	1:H:215:ARG:N	2.41	0.48
1:S:162:ALA:N	1:S:166:SER:OG	2.44	0.48
1:S:211:ALA:O	1:S:215:ARG:N	2.41	0.48
1:h:211:ALA:O	1:h:215:ARG:N	2.41	0.48
1:p:76:GLN:O	1:s:216:ARG:NH1	2.46	0.48
1:C:76:GLN:O	1:F:216:ARG:NH1	2.46	0.47
1:D:173:THR:O	1:D:177:GLU:N	2.36	0.47
1:E:76:GLN:O	1:H:216:ARG:NH1	2.46	0.47
1:F:76:GLN:O	1:I:216:ARG:NH1	2.46	0.47
1:F:173:THR:O	1:F:177:GLU:N	2.36	0.47
1:J:211:ALA:O	1:J:215:ARG:N	2.41	0.47
1:O:162:ALA:N	1:O:166:SER:OG	2.44	0.47
1:R:76:GLN:O	1:U:216:ARG:NH1	2.46	0.47
1:d:145:SER:O	1:d:149:ALA:N	2.41	0.47
1:l:211:ALA:O	1:l:215:ARG:N	2.41	0.47
1:o:76:GLN:O	1:r:216:ARG:NH1	2.46	0.47
1:u:76:GLN:O	1:x:216:ARG:NH1	2.46	0.47

Continued on next page...

Continued from previous page...

Atom-1	Atom-2	Interatomic distance (Å)	Clash overlap (Å)
1:y:145:SER:O	1:y:149:ALA:N	2.41	0.47
1:0:162:ALA:N	1:0:166:SER:OG	2.44	0.47
1:0:173:THR:O	1:0:177:GLU:N	2.36	0.47
1:5:145:SER:O	1:5:149:ALA:N	2.41	0.47
1:E:162:ALA:N	1:E:166:SER:OG	2.44	0.47
1:E:173:THR:O	1:E:177:GLU:N	2.36	0.47
1:H:166:SER:O	1:H:170:ARG:N	2.42	0.47
1:S:173:THR:O	1:S:177:GLU:N	2.36	0.47
1:T:145:SER:O	1:T:149:ALA:N	2.41	0.47
1:s:173:THR:O	1:s:177:GLU:N	2.36	0.47
1:4:76:GLN:O	1:7:216:ARG:NH1	2.46	0.47
1:W:36:MET:O	1:W:40:LEU:N	2.35	0.47
1:Y:76:GLN:O	1:b:216:ARG:NH1	2.46	0.47
1:c:211:ALA:O	1:c:215:ARG:N	2.41	0.47
1:k:211:ALA:O	1:k:215:ARG:N	2.41	0.47
1:p:173:THR:O	1:p:177:GLU:N	2.36	0.47
1:S:76:GLN:O	1:V:216:ARG:NH1	2.46	0.47
1:b:170:ARG:O	1:b:173:THR:OG1	2.24	0.47
1:c:145:SER:O	1:c:149:ALA:N	2.41	0.47
1:k:162:ALA:N	1:k:166:SER:OG	2.44	0.47
1:q:173:THR:O	1:q:177:GLU:N	2.36	0.47
1:r:173:THR:O	1:r:177:GLU:N	2.36	0.47
1:v:211:ALA:O	1:v:215:ARG:N	2.41	0.47
1:F:166:SER:O	1:F:170:ARG:N	2.42	0.47
1:G:166:SER:O	1:G:170:ARG:N	2.42	0.47
1:J:170:ARG:O	1:J:173:THR:OG1	2.24	0.47
1:S:170:ARG:O	1:S:173:THR:OG1	2.24	0.47
1:U:145:SER:O	1:U:149:ALA:N	2.41	0.47
1:V:76:GLN:O	1:Y:216:ARG:NH1	2.46	0.47
1:W:76:GLN:O	1:Z:216:ARG:NH1	2.46	0.47
1:X:36:MET:O	1:X:40:LEU:N	2.35	0.47
1:X:76:GLN:O	1:a:216:ARG:NH1	2.46	0.47
1:Z:36:MET:O	1:Z:40:LEU:N	2.35	0.47
1:Z:170:ARG:O	1:Z:173:THR:OG1	2.24	0.47
1:t:76:GLN:O	1:w:216:ARG:NH1	2.46	0.47
1:v:36:MET:O	1:v:40:LEU:N	2.35	0.47
1:6:145:SER:O	1:6:149:ALA:N	2.41	0.47
1:U:76:GLN:O	1:X:216:ARG:NH1	2.46	0.47
1:U:170:ARG:O	1:U:173:THR:OG1	2.24	0.47
1:k:170:ARG:O	1:k:173:THR:OG1	2.25	0.47
1:q:189:PRO:O	1:q:194:LYS:NZ	2.31	0.47

Continued on next page...

Continued from previous page...

Atom-1	Atom-2	Interatomic distance (Å)	Clash overlap (Å)
1:r:162:ALA:N	1:r:166:SER:OG	2.44	0.47
1:s:166:SER:O	1:s:170:ARG:N	2.42	0.47
1:4:173:THR:O	1:4:177:GLU:N	2.36	0.47
1:5:162:ALA:N	1:5:166:SER:OG	2.44	0.47
1:T:76:GLN:O	1:W:216:ARG:NH1	2.46	0.47
1:V:79:LEU:HD23	1:V:79:LEU:C	2.40	0.47
1:V:145:SER:O	1:V:149:ALA:N	2.41	0.47
1:Y:36:MET:O	1:Y:40:LEU:N	2.35	0.47
1:Y:189:PRO:O	1:Y:194:LYS:NZ	2.31	0.47
1:r:189:PRO:O	1:r:194:LYS:NZ	2.31	0.47
1:u:36:MET:O	1:u:40:LEU:N	2.35	0.47
1:1:162:ALA:N	1:1:166:SER:OG	2.44	0.47
1:7:79:LEU:HD23	1:7:79:LEU:C	2.40	0.47
1:7:145:SER:O	1:7:149:ALA:N	2.41	0.47
1:e:79:LEU:HD23	1:e:79:LEU:C	2.40	0.47
1:h:79:LEU:HD23	1:h:79:LEU:C	2.40	0.47
1:i:189:PRO:O	1:i:194:LYS:NZ	2.31	0.47
1:t:36:MET:O	1:t:40:LEU:N	2.35	0.47
1:2:204:ALA:O	1:2:208:THR:OG1	2.23	0.47
1:3:169:GLU:OE2	1:q:59:ARG:NH2	2.48	0.47
1:4:211:ALA:O	1:4:215:ARG:N	2.41	0.47
1:F:162:ALA:N	1:F:166:SER:OG	2.44	0.47
1:J:79:LEU:HD23	1:J:79:LEU:C	2.40	0.47
1:L:79:LEU:HD23	1:L:79:LEU:C	2.40	0.47
1:P:162:ALA:N	1:P:166:SER:OG	2.44	0.47
1:R:173:THR:O	1:R:177:GLU:N	2.36	0.47
1:S:79:LEU:HD23	1:S:79:LEU:C	2.40	0.47
1:V:211:ALA:O	1:V:215:ARG:N	2.41	0.47
1:X:189:PRO:O	1:X:194:LYS:NZ	2.31	0.47
1:f:79:LEU:HD23	1:f:79:LEU:C	2.40	0.47
1:j:211:ALA:O	1:j:215:ARG:N	2.41	0.47
1:o:211:ALA:O	1:o:215:ARG:N	2.41	0.47
1:2:59:ARG:NH2	1:H:169:GLU:OE2	2.48	0.47
1:5:59:ARG:NH2	1:K:169:GLU:OE2	2.48	0.47
1:I:79:LEU:HD23	1:I:79:LEU:C	2.40	0.47
1:M:79:LEU:HD23	1:M:79:LEU:C	2.40	0.47
1:S:59:ARG:NH2	1:f:169:GLU:OE2	2.48	0.47
1:W:79:LEU:HD23	1:W:79:LEU:C	2.40	0.47
1:i:59:ARG:NH2	1:v:169:GLU:OE2	2.48	0.47
1:l:162:ALA:N	1:l:166:SER:OG	2.44	0.47
1:t:79:LEU:HD23	1:t:79:LEU:C	2.40	0.47

Continued on next page...

Continued from previous page...

Atom-1	Atom-2	Interatomic distance (Å)	Clash overlap (Å)
1:1:189:PRO:O	1:1:194:LYS:NZ	2.31	0.46
1:4:79:LEU:HD23	1:4:79:LEU:C	2.40	0.46
1:5:79:LEU:HD23	1:5:79:LEU:C	2.40	0.46
1:E:59:ARG:NH2	1:R:169:GLU:OE2	2.48	0.46
1:K:59:ARG:NH2	1:X:169:GLU:OE2	2.48	0.46
1:K:79:LEU:HD23	1:K:79:LEU:C	2.40	0.46
1:N:59:ARG:NH2	1:a:169:GLU:OE2	2.48	0.46
1:U:79:LEU:HD23	1:U:79:LEU:C	2.40	0.46
1:Y:79:LEU:HD23	1:Y:79:LEU:C	2.40	0.46
1:Z:59:ARG:NH2	1:m:169:GLU:OE2	2.48	0.46
1:b:59:ARG:NH2	1:o:169:GLU:OE2	2.48	0.46
1:l:59:ARG:NH2	1:y:169:GLU:OE2	2.48	0.46
1:0:30:GLU:O	1:0:34:GLY:N	2.42	0.46
1:0:59:ARG:NH2	1:F:169:GLU:OE2	2.48	0.46
1:0:169:GLU:OE2	1:n:59:ARG:NH2	2.48	0.46
1:4:59:ARG:NH2	1:J:169:GLU:OE2	2.48	0.46
1:7:30:GLU:O	1:7:34:GLY:N	2.42	0.46
1:C:79:LEU:HD23	1:C:79:LEU:C	2.40	0.46
1:C:169:GLU:OE2	1:x:59:ARG:NH2	2.48	0.46
1:E:169:GLU:OE2	1:z:59:ARG:NH2	2.48	0.46
1:G:59:ARG:NH2	1:T:169:GLU:OE2	2.48	0.46
1:G:79:LEU:HD23	1:G:79:LEU:C	2.40	0.46
1:H:170:ARG:O	1:H:173:THR:OG1	2.24	0.46
1:J:59:ARG:NH2	1:W:169:GLU:OE2	2.48	0.46
1:Q:162:ALA:N	1:Q:166:SER:OG	2.44	0.46
1:T:59:ARG:NH2	1:g:169:GLU:OE2	2.48	0.46
1:T:79:LEU:HD23	1:T:79:LEU:C	2.40	0.46
1:Y:59:ARG:NH2	1:l:169:GLU:OE2	2.48	0.46
1:m:170:ARG:O	1:m:173:THR:OG1	2.25	0.46
1:y:79:LEU:HD23	1:y:79:LEU:C	2.40	0.46
1:2:162:ALA:N	1:2:166:SER:OG	2.45	0.46
1:5:169:GLU:OE2	1:s:59:ARG:NH2	2.49	0.46
1:D:59:ARG:NH2	1:Q:169:GLU:OE2	2.49	0.46
1:N:211:ALA:O	1:N:215:ARG:N	2.41	0.46
1:W:59:ARG:NH2	1:j:169:GLU:OE2	2.48	0.46
1:X:79:LEU:HD23	1:X:79:LEU:C	2.40	0.46
1:d:79:LEU:HD23	1:d:79:LEU:C	2.40	0.46
1:e:211:ALA:O	1:e:215:ARG:N	2.41	0.46
1:g:59:ARG:NH2	1:t:169:GLU:OE2	2.49	0.46
1:k:59:ARG:NH2	1:x:169:GLU:OE2	2.48	0.46
1:k:204:ALA:O	1:k:208:THR:OG1	2.23	0.46

Continued on next page...

Continued from previous page...

Atom-1	Atom-2	Interatomic distance (Å)	Clash overlap (Å)
1:s:79:LEU:HD23	1:s:79:LEU:C	2.40	0.46
1:1:169:GLU:OE2	1:o:59:ARG:NH2	2.48	0.46
1:F:59:ARG:NH2	1:S:169:GLU:OE2	2.48	0.46
1:O:79:LEU:HD23	1:O:79:LEU:C	2.40	0.46
1:R:162:ALA:N	1:R:166:SER:OG	2.44	0.46
1:X:59:ARG:NH2	1:k:169:GLU:OE2	2.48	0.46
1:g:79:LEU:HD23	1:g:79:LEU:C	2.40	0.46
1:k:79:LEU:HD23	1:k:79:LEU:C	2.40	0.46
1:m:79:LEU:HD23	1:m:79:LEU:C	2.40	0.46
1:m:132:LEU:HD23	1:m:132:LEU:C	2.41	0.46
1:n:132:LEU:HD23	1:n:132:LEU:C	2.41	0.46
1:p:79:LEU:HD23	1:p:79:LEU:C	2.40	0.46
1:3:162:ALA:N	1:3:166:SER:OG	2.44	0.46
1:5:132:LEU:C	1:5:132:LEU:HD23	2.41	0.46
1:6:59:ARG:NH2	1:L:169:GLU:OE2	2.48	0.46
1:7:132:LEU:HD23	1:7:132:LEU:C	2.41	0.46
1:A:132:LEU:HD23	1:A:132:LEU:C	2.41	0.46
1:B:132:LEU:C	1:B:132:LEU:HD23	2.41	0.46
1:B:169:GLU:OE2	1:w:59:ARG:NH2	2.49	0.46
1:C:132:LEU:HD23	1:C:132:LEU:C	2.41	0.46
1:H:132:LEU:C	1:H:132:LEU:HD23	2.41	0.46
1:I:59:ARG:NH2	1:V:169:GLU:OE2	2.48	0.46
1:J:132:LEU:HD23	1:J:132:LEU:C	2.41	0.46
1:L:59:ARG:NH2	1:Y:169:GLU:OE2	2.48	0.46
1:M:59:ARG:NH2	1:Z:169:GLU:OE2	2.48	0.46
1:N:79:LEU:HD23	1:N:79:LEU:C	2.40	0.46
1:R:79:LEU:HD23	1:R:79:LEU:C	2.40	0.46
1:T:162:ALA:N	1:T:166:SER:OG	2.44	0.46
1:U:59:ARG:NH2	1:h:169:GLU:OE2	2.49	0.46
1:c:79:LEU:HD23	1:c:79:LEU:C	2.40	0.46
1:i:79:LEU:HD23	1:i:79:LEU:C	2.40	0.46
1:l:132:LEU:HD23	1:l:132:LEU:C	2.41	0.46
1:o:132:LEU:HD23	1:o:132:LEU:C	2.41	0.46
1:p:132:LEU:C	1:p:132:LEU:HD23	2.41	0.46
1:y:162:ALA:N	1:y:166:SER:OG	2.44	0.46
1:0:211:ALA:O	1:0:215:ARG:N	2.41	0.46
1:1:79:LEU:HD23	1:1:79:LEU:C	2.40	0.46
1:4:162:ALA:N	1:4:166:SER:OG	2.44	0.46
1:4:169:GLU:OE2	1:r:59:ARG:NH2	2.48	0.46
1:6:79:LEU:HD23	1:6:79:LEU:C	2.40	0.46
1:A:79:LEU:HD23	1:A:79:LEU:C	2.40	0.46

Continued on next page...

Continued from previous page...

Atom-1	Atom-2	Interatomic distance (Å)	Clash overlap (Å)
1:A:169:GLU:OE2	1:v:59:ARG:NH2	2.48	0.46
1:D:132:LEU:HD23	1:D:132:LEU:C	2.41	0.46
1:P:79:LEU:HD23	1:P:79:LEU:C	2.40	0.46
1:R:132:LEU:HD23	1:R:132:LEU:C	2.41	0.46
1:T:132:LEU:HD23	1:T:132:LEU:C	2.41	0.46
1:U:30:GLU:O	1:U:34:GLY:N	2.42	0.46
1:U:162:ALA:N	1:U:166:SER:OG	2.44	0.46
1:c:59:ARG:NH2	1:p:169:GLU:OE2	2.48	0.46
1:g:132:LEU:HD23	1:g:132:LEU:C	2.41	0.46
1:j:59:ARG:NH2	1:w:169:GLU:OE2	2.48	0.46
1:k:132:LEU:C	1:k:132:LEU:HD23	2.41	0.46
1:q:170:ARG:O	1:q:173:THR:OG1	2.24	0.46
1:s:162:ALA:N	1:s:166:SER:OG	2.44	0.46
1:u:79:LEU:HD23	1:u:79:LEU:C	2.40	0.46
1:2:79:LEU:HD23	1:2:79:LEU:C	2.40	0.46
1:6:30:GLU:O	1:6:34:GLY:N	2.42	0.46
1:6:162:ALA:N	1:6:166:SER:OG	2.44	0.46
1:D:79:LEU:HD23	1:D:79:LEU:C	2.40	0.46
1:D:189:PRO:O	1:D:194:LYS:NZ	2.31	0.46
1:F:79:LEU:HD23	1:F:79:LEU:C	2.40	0.46
1:O:132:LEU:HD23	1:O:132:LEU:C	2.41	0.46
1:R:59:ARG:NH2	1:e:169:GLU:OE2	2.49	0.46
1:b:204:ALA:O	1:b:208:THR:OG1	2.23	0.46
1:d:47:LEU:HD23	1:d:47:LEU:O	2.16	0.46
1:e:132:LEU:C	1:e:132:LEU:HD23	2.41	0.46
1:i:132:LEU:HD23	1:i:132:LEU:C	2.41	0.46
1:j:79:LEU:HD23	1:j:79:LEU:C	2.40	0.46
1:o:79:LEU:HD23	1:o:79:LEU:C	2.40	0.46
1:q:132:LEU:HD23	1:q:132:LEU:C	2.41	0.46
1:z:79:LEU:HD23	1:z:79:LEU:C	2.40	0.46
1:2:169:GLU:OE2	1:p:59:ARG:NH2	2.48	0.46
1:7:59:ARG:NH2	1:M:169:GLU:OE2	2.49	0.46
1:A:47:LEU:HD23	1:A:47:LEU:O	2.16	0.46
1:D:47:LEU:O	1:D:47:LEU:HD23	2.16	0.46
1:E:132:LEU:C	1:E:132:LEU:HD23	2.41	0.46
1:E:211:ALA:O	1:E:215:ARG:N	2.41	0.46
1:F:47:LEU:HD23	1:F:47:LEU:O	2.16	0.46
1:L:132:LEU:HD23	1:L:132:LEU:C	2.41	0.46
1:W:132:LEU:HD23	1:W:132:LEU:C	2.41	0.46
1:a:79:LEU:HD23	1:a:79:LEU:C	2.40	0.46
1:d:59:ARG:NH2	1:q:169:GLU:OE2	2.48	0.46

Continued on next page...

Continued from previous page...

Atom-1	Atom-2	Interatomic distance (Å)	Clash overlap (Å)
1:l:47:LEU:HD23	1:l:47:LEU:O	2.16	0.46
1:m:47:LEU:O	1:m:47:LEU:HD23	2.16	0.46
1:n:47:LEU:HD23	1:n:47:LEU:O	2.16	0.46
1:n:170:ARG:O	1:n:173:THR:OG1	2.24	0.46
1:q:47:LEU:HD23	1:q:47:LEU:O	2.16	0.46
1:r:47:LEU:O	1:r:47:LEU:HD23	2.16	0.46
1:s:47:LEU:O	1:s:47:LEU:HD23	2.16	0.46
1:s:132:LEU:C	1:s:132:LEU:HD23	2.41	0.46
1:w:79:LEU:HD23	1:w:79:LEU:C	2.40	0.46
1:y:47:LEU:HD23	1:y:47:LEU:O	2.16	0.46
1:1:59:ARG:NH2	1:G:169:GLU:OE2	2.48	0.46
1:2:47:LEU:O	1:2:47:LEU:HD23	2.16	0.46
1:7:162:ALA:N	1:7:166:SER:OG	2.44	0.46
1:B:47:LEU:O	1:B:47:LEU:HD23	2.16	0.46
1:C:47:LEU:HD23	1:C:47:LEU:O	2.16	0.46
1:C:59:ARG:NH2	1:P:169:GLU:OE2	2.49	0.46
1:D:169:GLU:OE2	1:y:59:ARG:NH2	2.48	0.46
1:E:47:LEU:O	1:E:47:LEU:HD23	2.16	0.46
1:H:59:ARG:NH2	1:U:169:GLU:OE2	2.48	0.46
1:M:132:LEU:C	1:M:132:LEU:HD23	2.41	0.46
1:N:26:GLU:OE1	1:N:26:GLU:N	2.47	0.46
1:O:26:GLU:OE1	1:O:26:GLU:N	2.47	0.46
1:O:59:ARG:NH2	1:b:169:GLU:OE2	2.48	0.46
1:P:47:LEU:O	1:P:47:LEU:HD23	2.16	0.46
1:U:132:LEU:C	1:U:132:LEU:HD23	2.41	0.46
1:V:59:ARG:NH2	1:i:169:GLU:OE2	2.48	0.46
1:V:132:LEU:HD23	1:V:132:LEU:C	2.41	0.46
1:V:162:ALA:N	1:V:166:SER:OG	2.44	0.46
1:Y:132:LEU:HD23	1:Y:132:LEU:C	2.41	0.46
1:k:26:GLU:OE1	1:k:26:GLU:N	2.47	0.46
1:m:59:ARG:NH2	1:z:169:GLU:OE2	2.48	0.46
1:m:162:ALA:N	1:m:166:SER:OG	2.44	0.46
1:o:47:LEU:O	1:o:47:LEU:HD23	2.16	0.46
1:p:47:LEU:O	1:p:47:LEU:HD23	2.16	0.46
1:2:132:LEU:C	1:2:132:LEU:HD23	2.41	0.46
1:F:132:LEU:HD23	1:F:132:LEU:C	2.41	0.46
1:G:162:ALA:N	1:G:166:SER:OG	2.44	0.46
1:O:47:LEU:O	1:O:47:LEU:HD23	2.16	0.46
1:P:132:LEU:C	1:P:132:LEU:HD23	2.41	0.46
1:Q:79:LEU:HD23	1:Q:79:LEU:C	2.40	0.46
1:j:26:GLU:OE1	1:j:26:GLU:N	2.47	0.46

Continued on next page...

Continued from previous page...

Atom-1	Atom-2	Interatomic distance (Å)	Clash overlap (Å)
1:j:132:LEU:HD23	1:j:132:LEU:C	2.41	0.46
1:k:47:LEU:O	1:k:47:LEU:HD23	2.16	0.46
1:l:26:GLU:OE1	1:l:26:GLU:N	2.47	0.46
1:v:47:LEU:HD23	1:v:47:LEU:O	2.16	0.46
1:v:79:LEU:HD23	1:v:79:LEU:C	2.40	0.46
1:x:79:LEU:HD23	1:x:79:LEU:C	2.40	0.46
1:3:59:ARG:NH2	1:I:169:GLU:OE2	2.48	0.45
1:3:132:LEU:HD23	1:3:132:LEU:C	2.41	0.45
1:4:132:LEU:HD23	1:4:132:LEU:C	2.41	0.45
1:G:47:LEU:O	1:G:47:LEU:HD23	2.16	0.45
1:M:26:GLU:OE1	1:M:26:GLU:N	2.47	0.45
1:T:30:GLU:O	1:T:34:GLY:N	2.42	0.45
1:a:59:ARG:NH2	1:n:169:GLU:OE2	2.48	0.45
1:c:47:LEU:HD23	1:c:47:LEU:O	2.16	0.45
1:g:162:ALA:N	1:g:166:SER:OG	2.44	0.45
1:h:59:ARG:NH2	1:u:169:GLU:OE2	2.49	0.45
1:j:47:LEU:O	1:j:47:LEU:HD23	2.16	0.45
1:n:79:LEU:HD23	1:n:79:LEU:C	2.40	0.45
1:r:132:LEU:HD23	1:r:132:LEU:C	2.41	0.45
1:x:170:ARG:O	1:x:173:THR:OG1	2.24	0.45
1:z:47:LEU:O	1:z:47:LEU:HD23	2.16	0.45
1:0:79:LEU:HD23	1:0:79:LEU:C	2.40	0.45
1:0:203:GLN:O	1:0:207:ALA:N	2.49	0.45
1:1:47:LEU:O	1:1:47:LEU:HD23	2.16	0.45
1:4:170:ARG:O	1:4:173:THR:OG1	2.24	0.45
1:A:162:ALA:N	1:A:166:SER:OG	2.44	0.45
1:F:170:ARG:O	1:F:173:THR:OG1	2.24	0.45
1:H:47:LEU:O	1:H:47:LEU:HD23	2.16	0.45
1:H:79:LEU:HD23	1:H:79:LEU:C	2.40	0.45
1:L:26:GLU:OE1	1:L:26:GLU:N	2.47	0.45
1:N:132:LEU:HD23	1:N:132:LEU:C	2.41	0.45
1:Q:47:LEU:HD23	1:Q:47:LEU:O	2.16	0.45
1:Q:170:ARG:O	1:Q:173:THR:OG1	2.24	0.45
1:Z:47:LEU:O	1:Z:47:LEU:HD23	2.16	0.45
1:a:47:LEU:HD23	1:a:47:LEU:O	2.16	0.45
1:b:79:LEU:HD23	1:b:79:LEU:C	2.40	0.45
1:d:170:ARG:O	1:d:173:THR:OG1	2.24	0.45
1:f:170:ARG:O	1:f:173:THR:OG1	2.24	0.45
1:i:26:GLU:OE1	1:i:26:GLU:N	2.47	0.45
1:l:79:LEU:HD23	1:l:79:LEU:C	2.40	0.45
1:m:26:GLU:OE1	1:m:26:GLU:N	2.47	0.45

Continued on next page...

Continued from previous page...

Atom-1	Atom-2	Interatomic distance (Å)	Clash overlap (Å)
1:o:170:ARG:O	1:o:173:THR:OG1	2.24	0.45
1:q:79:LEU:HD23	1:q:79:LEU:C	2.40	0.45
1:z:203:GLN:O	1:z:207:ALA:N	2.49	0.45
1:z:211:ALA:O	1:z:215:ARG:N	2.41	0.45
1:B:79:LEU:HD23	1:B:79:LEU:C	2.40	0.45
1:K:132:LEU:HD23	1:K:132:LEU:C	2.41	0.45
1:N:47:LEU:HD23	1:N:47:LEU:O	2.16	0.45
1:d:203:GLN:O	1:d:207:ALA:N	2.49	0.45
1:f:132:LEU:HD23	1:f:132:LEU:C	2.41	0.45
1:h:26:GLU:OE1	1:h:26:GLU:N	2.47	0.45
1:i:211:ALA:O	1:i:215:ARG:N	2.41	0.45
1:u:132:LEU:HD23	1:u:132:LEU:C	2.41	0.45
1:z:170:ARG:O	1:z:173:THR:OG1	2.24	0.45
1:3:79:LEU:HD23	1:3:79:LEU:C	2.40	0.45
1:5:47:LEU:O	1:5:47:LEU:HD23	2.16	0.45
1:A:203:GLN:O	1:A:207:ALA:N	2.49	0.45
1:C:48:ALA:O	1:C:52:ALA:N	2.50	0.45
1:G:48:ALA:O	1:G:52:ALA:N	2.50	0.45
1:G:132:LEU:HD23	1:G:132:LEU:C	2.41	0.45
1:a:132:LEU:HD23	1:a:132:LEU:C	2.41	0.45
1:s:170:ARG:O	1:s:173:THR:OG1	2.24	0.45
1:t:132:LEU:HD23	1:t:132:LEU:C	2.41	0.45
1:0:132:LEU:HD23	1:0:132:LEU:C	2.41	0.45
1:2:48:ALA:O	1:2:52:ALA:N	2.50	0.45
1:A:26:GLU:OE1	1:A:26:GLU:N	2.47	0.45
1:B:170:ARG:O	1:B:173:THR:OG1	2.24	0.45
1:C:170:ARG:O	1:C:173:THR:OG1	2.24	0.45
1:D:48:ALA:O	1:D:52:ALA:N	2.50	0.45
1:E:48:ALA:O	1:E:52:ALA:N	2.50	0.45
1:F:48:ALA:O	1:F:52:ALA:N	2.50	0.45
1:H:48:ALA:O	1:H:52:ALA:N	2.50	0.45
1:I:47:LEU:HD23	1:I:47:LEU:O	2.16	0.45
1:I:211:ALA:O	1:I:215:ARG:N	2.41	0.45
1:K:26:GLU:OE1	1:K:26:GLU:N	2.47	0.45
1:R:48:ALA:O	1:R:52:ALA:N	2.50	0.45
1:S:47:LEU:HD23	1:S:47:LEU:O	2.16	0.45
1:S:132:LEU:HD23	1:S:132:LEU:C	2.41	0.45
1:i:47:LEU:HD23	1:i:47:LEU:O	2.16	0.45
1:m:203:GLN:O	1:m:207:ALA:N	2.49	0.45
1:n:26:GLU:OE1	1:n:26:GLU:N	2.47	0.45
1:n:203:GLN:O	1:n:207:ALA:N	2.49	0.45

Continued on next page...

Continued from previous page...

Atom-1	Atom-2	Interatomic distance (Å)	Clash overlap (Å)
1:n:211:ALA:O	1:n:215:ARG:N	2.41	0.45
1:r:48:ALA:O	1:r:52:ALA:N	2.50	0.45
1:r:79:LEU:HD23	1:r:79:LEU:C	2.40	0.45
1:s:48:ALA:O	1:s:52:ALA:N	2.50	0.45
1:z:30:GLU:O	1:z:34:GLY:N	2.42	0.45
1:1:48:ALA:O	1:1:52:ALA:N	2.50	0.45
1:3:48:ALA:O	1:3:52:ALA:N	2.50	0.45
1:4:48:ALA:O	1:4:52:ALA:N	2.50	0.45
1:6:132:LEU:HD23	1:6:132:LEU:C	2.41	0.45
1:B:203:GLN:O	1:B:207:ALA:N	2.49	0.45
1:E:79:LEU:HD23	1:E:79:LEU:C	2.40	0.45
1:I:48:ALA:O	1:I:52:ALA:N	2.50	0.45
1:M:47:LEU:O	1:M:47:LEU:HD23	2.16	0.45
1:P:48:ALA:O	1:P:52:ALA:N	2.50	0.45
1:Q:211:ALA:O	1:Q:215:ARG:N	2.41	0.45
1:W:47:LEU:O	1:W:47:LEU:HD23	2.16	0.45
1:X:132:LEU:C	1:X:132:LEU:HD23	2.41	0.45
1:Z:79:LEU:HD23	1:Z:79:LEU:C	2.40	0.45
1:e:47:LEU:O	1:e:47:LEU:HD23	2.16	0.45
1:e:48:ALA:O	1:e:52:ALA:N	2.50	0.45
1:g:26:GLU:OE1	1:g:26:GLU:N	2.47	0.45
1:o:48:ALA:O	1:o:52:ALA:N	2.50	0.45
1:p:48:ALA:O	1:p:52:ALA:N	2.50	0.45
1:q:48:ALA:O	1:q:52:ALA:N	2.50	0.45
1:u:47:LEU:O	1:u:47:LEU:HD23	2.16	0.45
1:w:47:LEU:O	1:w:47:LEU:HD23	2.16	0.45
1:x:211:ALA:O	1:x:215:ARG:N	2.41	0.45
1:y:203:GLN:O	1:y:207:ALA:N	2.49	0.45
1:1:132:LEU:HD23	1:1:132:LEU:C	2.41	0.45
1:1:203:GLN:O	1:1:207:ALA:N	2.49	0.45
1:2:211:ALA:O	1:2:215:ARG:N	2.41	0.45
1:5:48:ALA:O	1:5:52:ALA:N	2.50	0.45
1:J:47:LEU:O	1:J:47:LEU:HD23	2.16	0.45
1:J:48:ALA:O	1:J:52:ALA:N	2.50	0.45
1:L:211:ALA:O	1:L:215:ARG:N	2.41	0.45
1:Q:48:ALA:O	1:Q:52:ALA:N	2.50	0.45
1:S:48:ALA:O	1:S:52:ALA:N	2.50	0.45
1:T:47:LEU:O	1:T:47:LEU:HD23	2.16	0.45
1:W:162:ALA:N	1:W:166:SER:OG	2.45	0.45
1:c:132:LEU:HD23	1:c:132:LEU:C	2.41	0.45
1:f:26:GLU:OE1	1:f:26:GLU:N	2.47	0.45

Continued on next page...

Continued from previous page...

Atom-1	Atom-2	Interatomic distance (Å)	Clash overlap (Å)
1:h:47:LEU:O	1:h:47:LEU:HD23	2.16	0.45
1:r:170:ARG:O	1:r:173:THR:OG1	2.25	0.45
1:x:47:LEU:O	1:x:47:LEU:HD23	2.16	0.45
1:0:48:ALA:O	1:0:52:ALA:N	2.50	0.45
1:3:170:ARG:O	1:3:173:THR:OG1	2.24	0.45
1:4:47:LEU:O	1:4:47:LEU:HD23	2.16	0.45
1:6:48:ALA:O	1:6:52:ALA:N	2.50	0.45
1:D:170:ARG:O	1:D:173:THR:OG1	2.24	0.45
1:I:132:LEU:HD23	1:I:132:LEU:C	2.41	0.45
1:J:26:GLU:OE1	1:J:26:GLU:N	2.47	0.45
1:K:47:LEU:HD23	1:K:47:LEU:O	2.16	0.45
1:L:47:LEU:O	1:L:47:LEU:HD23	2.16	0.45
1:T:48:ALA:O	1:T:52:ALA:N	2.50	0.45
1:c:203:GLN:O	1:c:207:ALA:N	2.49	0.45
1:f:47:LEU:HD23	1:f:47:LEU:O	2.16	0.45
1:g:47:LEU:O	1:g:47:LEU:HD23	2.16	0.45
1:l:203:GLN:O	1:l:207:ALA:N	2.49	0.45
1:n:162:ALA:N	1:n:166:SER:OG	2.44	0.45
1:v:132:LEU:HD23	1:v:132:LEU:C	2.41	0.45
1:w:132:LEU:HD23	1:w:132:LEU:C	2.41	0.45
1:y:170:ARG:O	1:y:173:THR:OG1	2.24	0.45
1:3:47:LEU:HD23	1:3:47:LEU:O	2.16	0.45
1:7:48:ALA:O	1:7:52:ALA:N	2.50	0.45
1:B:26:GLU:OE1	1:B:26:GLU:N	2.47	0.45
1:B:48:ALA:O	1:B:52:ALA:N	2.50	0.45
1:E:203:GLN:O	1:E:207:ALA:N	2.49	0.45
1:U:48:ALA:O	1:U:52:ALA:N	2.50	0.45
1:V:48:ALA:O	1:V:52:ALA:N	2.50	0.45
1:Z:211:ALA:O	1:Z:215:ARG:N	2.41	0.45
1:b:132:LEU:HD23	1:b:132:LEU:C	2.41	0.45
1:c:48:ALA:O	1:c:52:ALA:N	2.50	0.45
1:d:48:ALA:O	1:d:52:ALA:N	2.50	0.45
1:d:132:LEU:HD23	1:d:132:LEU:C	2.41	0.45
1:f:48:ALA:O	1:f:52:ALA:N	2.50	0.45
1:h:132:LEU:C	1:h:132:LEU:HD23	2.41	0.45
1:o:26:GLU:OE1	1:o:26:GLU:N	2.47	0.45
1:o:203:GLN:O	1:o:207:ALA:N	2.49	0.45
1:r:203:GLN:O	1:r:207:ALA:N	2.49	0.45
1:x:132:LEU:C	1:x:132:LEU:HD23	2.41	0.45
1:y:132:LEU:HD23	1:y:132:LEU:C	2.41	0.45
1:z:48:ALA:O	1:z:52:ALA:N	2.50	0.45

Continued on next page...

Continued from previous page...

Atom-1	Atom-2	Interatomic distance (Å)	Clash overlap (Å)
1:B:162:ALA:N	1:B:166:SER:OG	2.44	0.45
1:F:203:GLN:O	1:F:207:ALA:N	2.49	0.45
1:P:170:ARG:O	1:P:173:THR:OG1	2.24	0.45
1:P:203:GLN:O	1:P:207:ALA:N	2.49	0.45
1:Q:132:LEU:HD23	1:Q:132:LEU:C	2.41	0.45
1:q:203:GLN:O	1:q:207:ALA:N	2.49	0.45
1:t:162:ALA:N	1:t:166:SER:OG	2.44	0.45
1:y:48:ALA:O	1:y:52:ALA:N	2.50	0.45
1:z:132:LEU:HD23	1:z:132:LEU:C	2.41	0.45
1:0:47:LEU:HD23	1:0:47:LEU:O	2.16	0.44
1:6:47:LEU:HD23	1:6:47:LEU:O	2.16	0.44
1:7:211:ALA:O	1:7:215:ARG:N	2.41	0.44
1:K:48:ALA:O	1:K:52:ALA:N	2.50	0.44
1:Z:132:LEU:HD23	1:Z:132:LEU:C	2.41	0.44
1:b:211:ALA:O	1:b:215:ARG:N	2.41	0.44
1:e:26:GLU:OE1	1:e:26:GLU:N	2.47	0.44
1:x:48:ALA:O	1:x:52:ALA:N	2.50	0.44
1:7:170:ARG:O	1:7:173:THR:OG1	2.24	0.44
1:C:203:GLN:O	1:C:207:ALA:N	2.49	0.44
1:I:26:GLU:OE1	1:I:26:GLU:N	2.47	0.44
1:R:47:LEU:O	1:R:47:LEU:HD23	2.16	0.44
1:X:47:LEU:O	1:X:47:LEU:HD23	2.16	0.44
1:n:48:ALA:O	1:n:52:ALA:N	2.50	0.44
1:s:203:GLN:O	1:s:207:ALA:N	2.49	0.44
1:u:30:GLU:O	1:u:34:GLY:N	2.42	0.44
1:A:170:ARG:O	1:A:173:THR:OG1	2.24	0.44
1:C:26:GLU:OE1	1:C:26:GLU:N	2.47	0.44
1:D:203:GLN:O	1:D:207:ALA:N	2.49	0.44
1:G:170:ARG:O	1:G:173:THR:OG1	2.24	0.44
1:L:162:ALA:N	1:L:166:SER:OG	2.44	0.44
1:V:47:LEU:HD23	1:V:47:LEU:O	2.16	0.44
1:W:48:ALA:O	1:W:52:ALA:N	2.50	0.44
1:Y:30:GLU:O	1:Y:34:GLY:N	2.42	0.44
1:Y:47:LEU:HD23	1:Y:47:LEU:O	2.16	0.44
1:Z:30:GLU:O	1:Z:34:GLY:N	2.42	0.44
1:b:47:LEU:O	1:b:47:LEU:HD23	2.16	0.44
1:b:48:ALA:O	1:b:52:ALA:N	2.50	0.44
1:p:26:GLU:OE1	1:p:26:GLU:N	2.47	0.44
1:v:30:GLU:O	1:v:34:GLY:N	2.42	0.44
1:x:203:GLN:O	1:x:207:ALA:N	2.49	0.44
1:X:162:ALA:N	1:X:166:SER:OG	2.44	0.44

Continued on next page...

Continued from previous page...

Atom-1	Atom-2	Interatomic distance (Å)	Clash overlap (Å)
1:2:203:GLN:O	1:2:207:ALA:N	2.49	0.44
1:B:211:ALA:O	1:B:215:ARG:N	2.41	0.44
1:G:203:GLN:O	1:G:207:ALA:N	2.49	0.44
1:H:26:GLU:OE1	1:H:26:GLU:N	2.47	0.44
1:N:48:ALA:O	1:N:52:ALA:N	2.50	0.44
1:O:48:ALA:O	1:O:52:ALA:N	2.50	0.44
1:a:30:GLU:O	1:a:34:GLY:N	2.42	0.44
1:j:48:ALA:O	1:j:52:ALA:N	2.50	0.44
1:k:48:ALA:O	1:k:52:ALA:N	2.50	0.44
1:p:170:ARG:O	1:p:173:THR:OG1	2.24	0.44
1:p:203:GLN:O	1:p:207:ALA:N	2.49	0.44
1:q:211:ALA:O	1:q:215:ARG:N	2.41	0.44
1:t:30:GLU:O	1:t:34:GLY:N	2.42	0.44
1:v:203:GLN:O	1:v:207:ALA:N	2.49	0.44
1:w:48:ALA:O	1:w:52:ALA:N	2.50	0.44
1:w:211:ALA:O	1:w:215:ARG:N	2.41	0.44
1:D:26:GLU:OE1	1:D:26:GLU:N	2.47	0.44
1:E:170:ARG:O	1:E:173:THR:OG1	2.24	0.44
1:Z:203:GLN:O	1:Z:207:ALA:N	2.49	0.44
1:k:203:GLN:O	1:k:207:ALA:N	2.49	0.44
1:o:204:ALA:O	1:o:208:THR:OG1	2.23	0.44
1:s:211:ALA:O	1:s:215:ARG:N	2.41	0.44
1:t:47:LEU:HD23	1:t:47:LEU:O	2.16	0.44
1:U:47:LEU:O	1:U:47:LEU:HD23	2.16	0.44
1:a:203:GLN:O	1:a:207:ALA:N	2.49	0.44
1:b:203:GLN:O	1:b:207:ALA:N	2.49	0.44
1:i:48:ALA:O	1:i:52:ALA:N	2.50	0.44
1:q:26:GLU:OE1	1:q:26:GLU:N	2.47	0.44
1:u:203:GLN:O	1:u:207:ALA:N	2.49	0.44
1:w:203:GLN:O	1:w:207:ALA:N	2.49	0.44
1:7:47:LEU:O	1:7:47:LEU:HD23	2.16	0.44
1:G:26:GLU:OE1	1:G:26:GLU:N	2.47	0.44
1:H:162:ALA:N	1:H:166:SER:OG	2.44	0.44
1:M:48:ALA:O	1:M:52:ALA:N	2.50	0.44
1:M:94:ARG:NE	1:M:98:GLN:OE1	2.51	0.44
1:X:30:GLU:O	1:X:34:GLY:N	2.42	0.44
1:Z:48:ALA:O	1:Z:52:ALA:N	2.50	0.44
1:a:204:ALA:O	1:a:208:THR:OG1	2.23	0.44
1:b:94:ARG:NE	1:b:98:GLN:OE1	2.51	0.44
1:i:94:ARG:NE	1:i:98:GLN:OE1	2.51	0.44
1:l:48:ALA:O	1:l:52:ALA:N	2.50	0.44

Continued on next page...

Continued from previous page...

Atom-1	Atom-2	Interatomic distance (Å)	Clash overlap (Å)
1:o:162:ALA:N	1:o:166:SER:OG	2.44	0.44
1:r:26:GLU:OE1	1:r:26:GLU:N	2.47	0.44
1:u:48:ALA:O	1:u:52:ALA:N	2.50	0.44
1:w:94:ARG:NE	1:w:98:GLN:OE1	2.51	0.44
1:0:94:ARG:NE	1:0:98:GLN:OE1	2.51	0.44
1:A:48:ALA:O	1:A:52:ALA:N	2.50	0.44
1:A:204:ALA:O	1:A:208:THR:OG1	2.23	0.44
1:E:26:GLU:OE1	1:E:26:GLU:N	2.47	0.44
1:F:26:GLU:OE1	1:F:26:GLU:N	2.47	0.44
1:N:94:ARG:NE	1:N:98:GLN:OE1	2.51	0.44
1:X:48:ALA:O	1:X:52:ALA:N	2.50	0.44
1:Y:48:ALA:O	1:Y:52:ALA:N	2.50	0.44
1:a:48:ALA:O	1:a:52:ALA:N	2.50	0.44
1:a:94:ARG:NE	1:a:98:GLN:OE1	2.51	0.44
1:d:94:ARG:NE	1:d:98:GLN:OE1	2.51	0.44
1:h:48:ALA:O	1:h:52:ALA:N	2.50	0.44
1:k:122:LEU:O	1:k:122:LEU:HD23	2.18	0.44
1:s:26:GLU:OE1	1:s:26:GLU:N	2.47	0.44
1:t:48:ALA:O	1:t:52:ALA:N	2.50	0.44
1:v:48:ALA:O	1:v:52:ALA:N	2.50	0.44
1:w:30:GLU:O	1:w:34:GLY:N	2.42	0.44
1:x:94:ARG:NE	1:x:98:GLN:OE1	2.51	0.44
1:z:94:ARG:NE	1:z:98:GLN:OE1	2.51	0.44
1:1:94:ARG:NE	1:1:98:GLN:OE1	2.51	0.43
1:5:94:ARG:NE	1:5:98:GLN:OE1	2.51	0.43
1:6:94:ARG:NE	1:6:98:GLN:OE1	2.51	0.43
1:7:94:ARG:NE	1:7:98:GLN:OE1	2.51	0.43
1:C:162:ALA:N	1:C:166:SER:OG	2.44	0.43
1:H:122:LEU:O	1:H:122:LEU:HD23	2.18	0.43
1:P:94:ARG:NE	1:P:98:GLN:OE1	2.51	0.43
1:Q:122:LEU:HD23	1:Q:122:LEU:O	2.18	0.43
1:T:94:ARG:NE	1:T:98:GLN:OE1	2.51	0.43
1:U:94:ARG:NE	1:U:98:GLN:OE1	2.51	0.43
1:V:94:ARG:NE	1:V:98:GLN:OE1	2.51	0.43
1:W:94:ARG:NE	1:W:98:GLN:OE1	2.51	0.43
1:Y:122:LEU:HD23	1:Y:122:LEU:O	2.18	0.43
1:Y:162:ALA:N	1:Y:166:SER:OG	2.45	0.43
1:Y:203:GLN:O	1:Y:207:ALA:N	2.49	0.43
1:j:94:ARG:NE	1:j:98:GLN:OE1	2.51	0.43
1:r:122:LEU:HD23	1:r:122:LEU:O	2.18	0.43
1:s:36:MET:O	1:s:40:LEU:N	2.35	0.43

Continued on next page...

Continued from previous page...

Atom-1	Atom-2	Interatomic distance (Å)	Clash overlap (Å)
1:v:94:ARG:NE	1:v:98:GLN:OE1	2.51	0.43
1:w:122:LEU:HD23	1:w:122:LEU:O	2.18	0.43
1:y:94:ARG:NE	1:y:98:GLN:OE1	2.51	0.43
1:1:170:ARG:O	1:1:173:THR:OG1	2.25	0.43
1:2:94:ARG:NE	1:2:98:GLN:OE1	2.51	0.43
1:3:94:ARG:NE	1:3:98:GLN:OE1	2.51	0.43
1:3:122:LEU:O	1:3:122:LEU:HD23	2.18	0.43
1:4:94:ARG:NE	1:4:98:GLN:OE1	2.51	0.43
1:5:122:LEU:O	1:5:122:LEU:HD23	2.18	0.43
1:E:122:LEU:O	1:E:122:LEU:HD23	2.18	0.43
1:G:36:MET:O	1:G:40:LEU:N	2.35	0.43
1:L:48:ALA:O	1:L:52:ALA:N	2.50	0.43
1:M:122:LEU:O	1:M:122:LEU:HD23	2.18	0.43
1:Q:94:ARG:NE	1:Q:98:GLN:OE1	2.51	0.43
1:Q:203:GLN:O	1:Q:207:ALA:N	2.49	0.43
1:R:94:ARG:NE	1:R:98:GLN:OE1	2.51	0.43
1:S:94:ARG:NE	1:S:98:GLN:OE1	2.51	0.43
1:T:122:LEU:HD23	1:T:122:LEU:O	2.18	0.43
1:c:94:ARG:NE	1:c:98:GLN:OE1	2.51	0.43
1:g:48:ALA:O	1:g:52:ALA:N	2.50	0.43
1:h:94:ARG:NE	1:h:98:GLN:OE1	2.51	0.43
1:m:48:ALA:O	1:m:52:ALA:N	2.50	0.43
1:n:204:ALA:O	1:n:208:THR:OG1	2.23	0.43
1:o:94:ARG:NE	1:o:98:GLN:OE1	2.51	0.43
1:u:122:LEU:HD23	1:u:122:LEU:O	2.18	0.43
1:0:170:ARG:O	1:0:173:THR:OG1	2.24	0.43
1:A:122:LEU:HD23	1:A:122:LEU:O	2.18	0.43
1:C:94:ARG:NE	1:C:98:GLN:OE1	2.51	0.43
1:F:36:MET:O	1:F:40:LEU:N	2.35	0.43
1:L:94:ARG:NE	1:L:98:GLN:OE1	2.51	0.43
1:O:94:ARG:NE	1:O:98:GLN:OE1	2.51	0.43
1:O:203:GLN:O	1:O:207:ALA:N	2.49	0.43
1:X:94:ARG:NE	1:X:98:GLN:OE1	2.51	0.43
1:Z:94:ARG:NE	1:Z:98:GLN:OE1	2.51	0.43
1:a:122:LEU:O	1:a:122:LEU:HD23	2.18	0.43
1:f:122:LEU:O	1:f:122:LEU:HD23	2.18	0.43
1:h:162:ALA:N	1:h:166:SER:OG	2.44	0.43
1:i:122:LEU:O	1:i:122:LEU:HD23	2.18	0.43
1:r:36:MET:O	1:r:40:LEU:N	2.35	0.43
1:4:203:GLN:O	1:4:207:ALA:N	2.49	0.43
1:7:122:LEU:HD23	1:7:122:LEU:O	2.18	0.43

Continued on next page...

Continued from previous page...

Atom-1	Atom-2	Interatomic distance (Å)	Clash overlap (Å)
1:B:94:ARG:NE	1:B:98:GLN:OE1	2.51	0.43
1:C:122:LEU:O	1:C:122:LEU:HD23	2.18	0.43
1:J:122:LEU:O	1:J:122:LEU:HD23	2.18	0.43
1:O:122:LEU:HD23	1:O:122:LEU:O	2.18	0.43
1:V:122:LEU:O	1:V:122:LEU:HD23	2.18	0.43
1:W:122:LEU:HD23	1:W:122:LEU:O	2.18	0.43
1:b:30:GLU:O	1:b:34:GLY:N	2.42	0.43
1:g:122:LEU:HD23	1:g:122:LEU:O	2.18	0.43
1:k:94:ARG:NE	1:k:98:GLN:OE1	2.51	0.43
1:n:94:ARG:NE	1:n:98:GLN:OE1	2.51	0.43
1:p:94:ARG:NE	1:p:98:GLN:OE1	2.51	0.43
1:t:94:ARG:NE	1:t:98:GLN:OE1	2.51	0.43
1:t:203:GLN:O	1:t:207:ALA:N	2.49	0.43
1:y:122:LEU:O	1:y:122:LEU:HD23	2.18	0.43
1:0:122:LEU:O	1:0:122:LEU:HD23	2.18	0.43
1:3:203:GLN:O	1:3:207:ALA:N	2.49	0.43
1:D:211:ALA:O	1:D:215:ARG:N	2.41	0.43
1:G:122:LEU:HD23	1:G:122:LEU:O	2.18	0.43
1:H:36:MET:O	1:H:40:LEU:N	2.35	0.43
1:H:203:GLN:O	1:H:207:ALA:N	2.49	0.43
1:L:36:MET:O	1:L:40:LEU:N	2.35	0.43
1:L:122:LEU:HD23	1:L:122:LEU:O	2.18	0.43
1:O:30:GLU:O	1:O:34:GLY:N	2.42	0.43
1:S:203:GLN:O	1:S:207:ALA:N	2.49	0.43
1:Y:94:ARG:NE	1:Y:98:GLN:OE1	2.51	0.43
1:b:122:LEU:HD23	1:b:122:LEU:O	2.18	0.43
1:d:122:LEU:HD23	1:d:122:LEU:O	2.18	0.43
1:d:170:ARG:C	1:d:173:THR:HG1	2.23	0.43
1:k:30:GLU:O	1:k:34:GLY:N	2.42	0.43
1:m:122:LEU:O	1:m:122:LEU:HD23	2.18	0.43
1:u:94:ARG:NE	1:u:98:GLN:OE1	2.51	0.43
1:1:122:LEU:HD23	1:1:122:LEU:O	2.18	0.43
1:2:122:LEU:O	1:2:122:LEU:HD23	2.18	0.43
1:5:203:GLN:O	1:5:207:ALA:N	2.49	0.43
1:6:122:LEU:HD23	1:6:122:LEU:O	2.18	0.43
1:F:122:LEU:O	1:F:122:LEU:HD23	2.18	0.43
1:I:122:LEU:HD23	1:I:122:LEU:O	2.18	0.43
1:M:36:MET:O	1:M:40:LEU:N	2.35	0.43
1:N:36:MET:O	1:N:40:LEU:N	2.35	0.43
1:R:170:ARG:C	1:R:173:THR:HG1	2.24	0.43
1:R:203:GLN:O	1:R:207:ALA:N	2.49	0.43

Continued on next page...

Continued from previous page...

Atom-1	Atom-2	Interatomic distance (Å)	Clash overlap (Å)
1:S:122:LEU:O	1:S:122:LEU:HD23	2.18	0.43
1:h:122:LEU:O	1:h:122:LEU:HD23	2.18	0.43
1:j:30:GLU:O	1:j:34:GLY:N	2.42	0.43
1:p:122:LEU:O	1:p:122:LEU:HD23	2.18	0.43
1:t:122:LEU:HD23	1:t:122:LEU:O	2.18	0.43
1:u:162:ALA:N	1:u:166:SER:OG	2.44	0.43
1:u:211:ALA:O	1:u:215:ARG:N	2.41	0.43
1:y:36:MET:O	1:y:40:LEU:N	2.35	0.43
1:A:94:ARG:NE	1:A:98:GLN:OE1	2.51	0.43
1:D:94:ARG:NE	1:D:98:GLN:OE1	2.51	0.43
1:J:94:ARG:NE	1:J:98:GLN:OE1	2.51	0.43
1:K:94:ARG:NE	1:K:98:GLN:OE1	2.51	0.43
1:K:122:LEU:O	1:K:122:LEU:HD23	2.18	0.43
1:K:170:ARG:O	1:K:173:THR:OG1	2.24	0.43
1:O:36:MET:O	1:O:40:LEU:N	2.35	0.43
1:R:122:LEU:HD23	1:R:122:LEU:O	2.18	0.43
1:f:94:ARG:NE	1:f:98:GLN:OE1	2.51	0.43
1:g:94:ARG:NE	1:g:98:GLN:OE1	2.51	0.43
1:K:36:MET:O	1:K:40:LEU:N	2.35	0.43
1:N:30:GLU:O	1:N:34:GLY:N	2.42	0.43
1:N:122:LEU:O	1:N:122:LEU:HD23	2.18	0.43
1:T:203:GLN:O	1:T:207:ALA:N	2.49	0.43
1:U:211:ALA:O	1:U:215:ARG:N	2.41	0.43
1:W:30:GLU:O	1:W:34:GLY:N	2.42	0.43
1:X:203:GLN:O	1:X:207:ALA:N	2.49	0.43
1:Z:122:LEU:HD23	1:Z:122:LEU:O	2.18	0.43
1:h:36:MET:O	1:h:40:LEU:N	2.35	0.43
1:o:122:LEU:HD23	1:o:122:LEU:O	2.18	0.43
1:p:162:ALA:N	1:p:166:SER:OG	2.44	0.43
1:x:30:GLU:O	1:x:34:GLY:N	2.42	0.43
1:4:122:LEU:HD23	1:4:122:LEU:O	2.18	0.43
1:D:162:ALA:N	1:D:166:SER:OG	2.44	0.43
1:E:36:MET:O	1:E:40:LEU:N	2.35	0.43
1:H:94:ARG:NE	1:H:98:GLN:OE1	2.51	0.43
1:I:94:ARG:NE	1:I:98:GLN:OE1	2.51	0.43
1:e:94:ARG:NE	1:e:98:GLN:OE1	2.51	0.43
1:e:122:LEU:O	1:e:122:LEU:HD23	2.18	0.43
1:i:36:MET:O	1:i:40:LEU:N	2.35	0.43
1:j:36:MET:O	1:j:40:LEU:N	2.35	0.43
1:l:30:GLU:O	1:l:34:GLY:N	2.42	0.43
1:l:94:ARG:NE	1:l:98:GLN:OE1	2.51	0.43

Continued on next page...

Continued from previous page...

Atom-1	Atom-2	Interatomic distance (Å)	Clash overlap (Å)
1:m:94:ARG:NE	1:m:98:GLN:OE1	2.51	0.43
1:n:122:LEU:O	1:n:122:LEU:HD23	2.18	0.43
1:J:36:MET:O	1:J:40:LEU:N	2.35	0.43
1:L:171:ILE:O	1:L:175:ILE:N	2.45	0.43
1:g:36:MET:O	1:g:40:LEU:N	2.35	0.43
1:g:171:ILE:O	1:g:175:ILE:N	2.45	0.43
1:h:203:GLN:O	1:h:207:ALA:N	2.49	0.43
1:i:30:GLU:O	1:i:34:GLY:N	2.42	0.43
1:j:122:LEU:HD23	1:j:122:LEU:O	2.18	0.43
1:j:203:GLN:O	1:j:207:ALA:N	2.49	0.43
1:k:36:MET:O	1:k:40:LEU:N	2.35	0.43
1:l:122:LEU:HD23	1:l:122:LEU:O	2.18	0.43
1:o:171:ILE:O	1:o:175:ILE:N	2.45	0.43
1:p:204:ALA:O	1:p:208:THR:OG1	2.23	0.43
1:q:36:MET:O	1:q:40:LEU:N	2.35	0.43
1:q:94:ARG:NE	1:q:98:GLN:OE1	2.51	0.43
1:y:204:ALA:O	1:y:208:THR:OG1	2.23	0.43
1:6:203:GLN:O	1:6:207:ALA:N	2.49	0.42
1:L:203:GLN:O	1:L:207:ALA:N	2.49	0.42
1:M:203:GLN:O	1:M:207:ALA:N	2.49	0.42
1:c:122:LEU:O	1:c:122:LEU:HD23	2.18	0.42
1:g:203:GLN:O	1:g:207:ALA:N	2.49	0.42
1:l:36:MET:O	1:l:40:LEU:N	2.35	0.42
1:p:36:MET:O	1:p:40:LEU:N	2.35	0.42
1:q:122:LEU:O	1:q:122:LEU:HD23	2.18	0.42
1:C:171:ILE:O	1:C:175:ILE:N	2.45	0.42
1:I:36:MET:O	1:I:40:LEU:N	2.35	0.42
1:f:36:MET:O	1:f:40:LEU:N	2.35	0.42
1:i:203:GLN:O	1:i:207:ALA:N	2.49	0.42
1:m:36:MET:O	1:m:40:LEU:N	2.35	0.42
1:z:122:LEU:HD23	1:z:122:LEU:O	2.18	0.42
1:E:94:ARG:NE	1:E:98:GLN:OE1	2.51	0.42
1:G:94:ARG:NE	1:G:98:GLN:OE1	2.51	0.42
1:K:203:GLN:O	1:K:207:ALA:N	2.49	0.42
1:M:171:ILE:O	1:M:175:ILE:N	2.45	0.42
1:U:203:GLN:O	1:U:207:ALA:N	2.49	0.42
1:x:122:LEU:O	1:x:122:LEU:HD23	2.18	0.42
1:D:36:MET:O	1:D:40:LEU:N	2.35	0.42
1:M:30:GLU:O	1:M:34:GLY:N	2.42	0.42
1:N:203:GLN:O	1:N:207:ALA:N	2.49	0.42
1:c:30:GLU:O	1:c:34:GLY:N	2.42	0.42

Continued on next page...

Continued from previous page...

Atom-1	Atom-2	Interatomic distance (Å)	Clash overlap (Å)
1:h:171:ILE:O	1:h:175:ILE:N	2.45	0.42
1:n:171:ILE:O	1:n:175:ILE:N	2.45	0.42
1:s:94:ARG:NE	1:s:98:GLN:OE1	2.51	0.42
1:s:122:LEU:O	1:s:122:LEU:HD23	2.18	0.42
1:v:122:LEU:O	1:v:122:LEU:HD23	2.18	0.42
1:B:171:ILE:O	1:B:175:ILE:N	2.45	0.42
1:D:122:LEU:HD23	1:D:122:LEU:O	2.18	0.42
1:G:211:ALA:O	1:G:215:ARG:N	2.41	0.42
1:X:122:LEU:O	1:X:122:LEU:HD23	2.18	0.42
1:c:36:MET:O	1:c:40:LEU:N	2.35	0.42
1:f:203:GLN:O	1:f:207:ALA:N	2.49	0.42
1:n:36:MET:O	1:n:40:LEU:N	2.35	0.42
1:q:162:ALA:N	1:q:166:SER:OG	2.44	0.42
1:r:94:ARG:NE	1:r:98:GLN:OE1	2.51	0.42
1:F:94:ARG:NE	1:F:98:GLN:OE1	2.51	0.42
1:N:171:ILE:O	1:N:175:ILE:N	2.45	0.42
1:P:122:LEU:O	1:P:122:LEU:HD23	2.18	0.42
1:Z:162:ALA:N	1:Z:166:SER:OG	2.44	0.42
1:m:30:GLU:O	1:m:34:GLY:N	2.42	0.42
1:y:72:TYR:O	1:y:76:GLN:N	2.46	0.42
1:A:36:MET:O	1:A:40:LEU:N	2.35	0.42
1:C:36:MET:O	1:C:40:LEU:N	2.35	0.42
1:J:203:GLN:O	1:J:207:ALA:N	2.49	0.42
1:U:122:LEU:O	1:U:122:LEU:HD23	2.18	0.42
1:e:36:MET:O	1:e:40:LEU:N	2.35	0.42
1:h:30:GLU:O	1:h:34:GLY:N	2.42	0.42
1:m:171:ILE:O	1:m:175:ILE:N	2.45	0.42
1:o:36:MET:O	1:o:40:LEU:N	2.35	0.42
1:0:39:GLU:OE2	1:1:151:LYS:HB3	2.20	0.42
1:0:151:LYS:HB3	1:z:39:GLU:OE2	2.20	0.42
1:7:203:GLN:O	1:7:207:ALA:N	2.49	0.42
1:A:171:ILE:O	1:A:175:ILE:N	2.45	0.42
1:B:122:LEU:O	1:B:122:LEU:HD23	2.18	0.42
1:I:203:GLN:O	1:I:207:ALA:N	2.49	0.42
1:O:171:ILE:O	1:O:175:ILE:N	2.45	0.42
1:V:72:TYR:O	1:V:76:GLN:N	2.46	0.42
1:W:203:GLN:O	1:W:207:ALA:N	2.49	0.42
1:i:171:ILE:O	1:i:175:ILE:N	2.45	0.42
1:w:204:ALA:O	1:w:208:THR:OG1	2.23	0.42
1:1:39:GLU:OE2	1:2:151:LYS:HB3	2.20	0.42
1:A:39:GLU:OE2	1:B:151:LYS:HB3	2.20	0.42

Continued on next page...

Continued from previous page...

Atom-1	Atom-2	Interatomic distance (Å)	Clash overlap (Å)
1:B:39:GLU:OE2	1:C:151:LYS:HB3	2.20	0.42
1:C:39:GLU:OE2	1:D:151:LYS:HB3	2.20	0.42
1:D:39:GLU:OE2	1:E:151:LYS:HB3	2.20	0.42
1:X:39:GLU:OE2	1:Y:151:LYS:HB3	2.20	0.42
1:Z:39:GLU:OE2	1:a:151:LYS:HB3	2.20	0.42
1:c:72:TYR:O	1:c:76:GLN:N	2.46	0.42
1:v:162:ALA:N	1:v:166:SER:OG	2.44	0.42
1:x:204:ALA:O	1:x:208:THR:OG1	2.23	0.42
1:y:30:GLU:O	1:y:34:GLY:N	2.42	0.42
1:6:170:ARG:C	1:6:173:THR:HG1	2.25	0.42
1:B:36:MET:O	1:B:40:LEU:N	2.35	0.42
1:I:162:ALA:N	1:I:166:SER:OG	2.44	0.42
1:N:39:GLU:OE2	1:O:151:LYS:HB3	2.20	0.42
1:V:30:GLU:O	1:V:34:GLY:N	2.42	0.42
1:Y:39:GLU:OE2	1:Z:151:LYS:HB3	2.20	0.42
1:e:203:GLN:O	1:e:207:ALA:N	2.49	0.42
1:x:39:GLU:OE2	1:y:151:LYS:HB3	2.20	0.42
1:y:39:GLU:OE2	1:z:151:LYS:HB3	2.20	0.42
1:2:39:GLU:OE2	1:3:151:LYS:HB3	2.20	0.41
1:4:190:SER:N	1:4:193:ASP:OD2	2.53	0.41
1:6:205:VAL:HG23	1:6:206:GLU:N	2.35	0.41
1:B:190:SER:N	1:B:193:ASP:OD2	2.54	0.41
1:E:39:GLU:OE2	1:F:151:LYS:HB3	2.20	0.41
1:G:190:SER:N	1:G:193:ASP:OD2	2.54	0.41
1:L:39:GLU:OE2	1:M:151:LYS:HB3	2.20	0.41
1:M:39:GLU:OE2	1:N:151:LYS:HB3	2.20	0.41
1:N:190:SER:N	1:N:193:ASP:OD2	2.53	0.41
1:P:211:ALA:O	1:P:215:ARG:N	2.41	0.41
1:Q:190:SER:N	1:Q:193:ASP:OD2	2.53	0.41
1:V:203:GLN:O	1:V:207:ALA:N	2.49	0.41
1:W:39:GLU:OE2	1:X:151:LYS:HB3	2.20	0.41
1:a:39:GLU:OE2	1:b:151:LYS:HB3	2.20	0.41
1:j:171:ILE:O	1:j:175:ILE:N	2.45	0.41
1:k:171:ILE:O	1:k:175:ILE:N	2.45	0.41
1:l:171:ILE:O	1:l:175:ILE:N	2.45	0.41
1:r:190:SER:N	1:r:193:ASP:OD2	2.53	0.41
1:z:190:SER:N	1:z:193:ASP:OD2	2.54	0.41
1:0:205:VAL:HG23	1:0:206:GLU:N	2.36	0.41
1:1:190:SER:N	1:1:193:ASP:OD2	2.53	0.41
1:A:30:GLU:O	1:A:34:GLY:N	2.42	0.41
1:I:39:GLU:OE2	1:J:151:LYS:HB3	2.20	0.41

Continued on next page...

Continued from previous page...

Atom-1	Atom-2	Interatomic distance (Å)	Clash overlap (Å)
1:K:39:GLU:OE2	1:L:151:LYS:HB3	2.20	0.41
1:K:205:VAL:HG23	1:K:206:GLU:N	2.36	0.41
1:L:30:GLU:O	1:L:34:GLY:N	2.42	0.41
1:L:190:SER:N	1:L:193:ASP:OD2	2.53	0.41
1:U:205:VAL:HG23	1:U:206:GLU:N	2.36	0.41
1:V:39:GLU:OE2	1:W:151:LYS:HB3	2.20	0.41
1:V:170:ARG:O	1:V:173:THR:OG1	2.25	0.41
1:c:190:SER:N	1:c:193:ASP:OD2	2.54	0.41
1:g:205:VAL:HG23	1:g:206:GLU:N	2.36	0.41
1:m:190:SER:N	1:m:193:ASP:OD2	2.53	0.41
1:o:205:VAL:HG23	1:o:206:GLU:N	2.36	0.41
1:p:190:SER:N	1:p:193:ASP:OD2	2.54	0.41
1:r:205:VAL:HG23	1:r:206:GLU:N	2.35	0.41
1:w:39:GLU:OE2	1:x:151:LYS:HB3	2.20	0.41
1:3:39:GLU:OE2	1:4:151:LYS:HB3	2.20	0.41
1:3:205:VAL:HG23	1:3:206:GLU:N	2.36	0.41
1:6:39:GLU:OE2	1:7:151:LYS:HB3	2.20	0.41
1:B:205:VAL:HG23	1:B:206:GLU:N	2.36	0.41
1:C:205:VAL:HG23	1:C:206:GLU:N	2.35	0.41
1:D:190:SER:N	1:D:193:ASP:OD2	2.53	0.41
1:F:39:GLU:OE2	1:G:151:LYS:HB3	2.20	0.41
1:G:39:GLU:OE2	1:H:151:LYS:HB3	2.20	0.41
1:J:39:GLU:OE2	1:K:151:LYS:HB3	2.20	0.41
1:R:205:VAL:HG23	1:R:206:GLU:N	2.35	0.41
1:S:190:SER:N	1:S:193:ASP:OD2	2.53	0.41
1:T:190:SER:N	1:T:193:ASP:OD2	2.53	0.41
1:X:190:SER:N	1:X:193:ASP:OD2	2.53	0.41
1:X:205:VAL:HG23	1:X:206:GLU:N	2.36	0.41
1:Y:205:VAL:HG23	1:Y:206:GLU:N	2.35	0.41
1:Z:190:SER:N	1:Z:193:ASP:OD2	2.53	0.41
1:c:205:VAL:HG23	1:c:206:GLU:N	2.36	0.41
1:t:205:VAL:HG23	1:t:206:GLU:N	2.36	0.41
1:u:190:SER:N	1:u:193:ASP:OD2	2.54	0.41
1:7:190:SER:N	1:7:193:ASP:OD2	2.54	0.41
1:E:190:SER:N	1:E:193:ASP:OD2	2.53	0.41
1:E:205:VAL:HG23	1:E:206:GLU:N	2.36	0.41
1:H:39:GLU:OE2	1:I:151:LYS:HB3	2.20	0.41
1:H:205:VAL:HG23	1:H:206:GLU:N	2.36	0.41
1:I:190:SER:N	1:I:193:ASP:OD2	2.53	0.41
1:I:205:VAL:HG23	1:I:206:GLU:N	2.36	0.41
1:J:190:SER:N	1:J:193:ASP:OD2	2.53	0.41

Continued on next page...

Continued from previous page...

Atom-1	Atom-2	Interatomic distance (Å)	Clash overlap (Å)
1:R:39:GLU:OE2	1:S:151:LYS:HB3	2.20	0.41
1:S:39:GLU:OE2	1:T:151:LYS:HB3	2.20	0.41
1:W:205:VAL:HG23	1:W:206:GLU:N	2.36	0.41
1:b:39:GLU:OE2	1:c:151:LYS:HB3	2.20	0.41
1:f:39:GLU:OE2	1:g:151:LYS:HB3	2.20	0.41
1:k:205:VAL:HG23	1:k:206:GLU:N	2.35	0.41
1:l:205:VAL:HG23	1:l:206:GLU:N	2.36	0.41
1:m:39:GLU:OE2	1:n:151:LYS:HB3	2.20	0.41
1:m:205:VAL:HG23	1:m:206:GLU:N	2.36	0.41
1:n:39:GLU:OE2	1:o:151:LYS:HB3	2.20	0.41
1:v:39:GLU:OE2	1:w:151:LYS:HB3	2.20	0.41
1:w:190:SER:N	1:w:193:ASP:OD2	2.53	0.41
1:x:205:VAL:HG23	1:x:206:GLU:N	2.36	0.41
1:2:190:SER:N	1:2:193:ASP:OD2	2.53	0.41
1:4:39:GLU:OE2	1:5:151:LYS:HB3	2.20	0.41
1:6:190:SER:N	1:6:193:ASP:OD2	2.53	0.41
1:A:205:VAL:HG23	1:A:206:GLU:N	2.36	0.41
1:F:205:VAL:HG23	1:F:206:GLU:N	2.36	0.41
1:N:205:VAL:HG23	1:N:206:GLU:N	2.36	0.41
1:Q:205:VAL:HG23	1:Q:206:GLU:N	2.36	0.41
1:T:205:VAL:HG23	1:T:206:GLU:N	2.36	0.41
1:U:39:GLU:OE2	1:V:151:LYS:HB3	2.20	0.41
1:V:190:SER:N	1:V:193:ASP:OD2	2.53	0.41
1:V:205:VAL:HG23	1:V:206:GLU:N	2.35	0.41
1:Z:205:VAL:HG23	1:Z:206:GLU:N	2.36	0.41
1:c:39:GLU:OE2	1:d:151:LYS:HB3	2.20	0.41
1:g:190:SER:N	1:g:193:ASP:OD2	2.54	0.41
1:g:211:ALA:O	1:g:215:ARG:N	2.41	0.41
1:i:190:SER:N	1:i:193:ASP:OD2	2.54	0.41
1:j:190:SER:N	1:j:193:ASP:OD2	2.53	0.41
1:m:204:ALA:O	1:m:208:THR:OG1	2.23	0.41
1:o:190:SER:N	1:o:193:ASP:OD2	2.53	0.41
1:q:39:GLU:OE2	1:r:151:LYS:HB3	2.20	0.41
1:u:205:VAL:HG23	1:u:206:GLU:N	2.36	0.41
1:v:205:VAL:HG23	1:v:206:GLU:N	2.35	0.41
1:x:72:TYR:O	1:x:76:GLN:N	2.46	0.41
1:y:205:VAL:HG23	1:y:206:GLU:N	2.36	0.41
1:3:190:SER:N	1:3:193:ASP:OD2	2.53	0.41
1:5:39:GLU:OE2	1:6:151:LYS:HB3	2.20	0.41
1:O:205:VAL:HG23	1:O:206:GLU:N	2.36	0.41
1:Y:211:ALA:O	1:Y:215:ARG:N	2.41	0.41

Continued on next page...

Continued from previous page...

Atom-1	Atom-2	Interatomic distance (Å)	Clash overlap (Å)
1:Z:26:GLU:OE1	1:Z:26:GLU:N	2.47	0.41
1:a:26:GLU:OE1	1:a:26:GLU:N	2.47	0.41
1:b:190:SER:N	1:b:193:ASP:OD2	2.53	0.41
1:d:30:GLU:O	1:d:34:GLY:N	2.42	0.41
1:e:39:GLU:OE2	1:f:151:LYS:HB3	2.20	0.41
1:f:190:SER:N	1:f:193:ASP:OD2	2.53	0.41
1:f:205:VAL:HG23	1:f:206:GLU:N	2.36	0.41
1:h:190:SER:N	1:h:193:ASP:OD2	2.53	0.41
1:i:205:VAL:HG23	1:i:206:GLU:N	2.36	0.41
1:l:190:SER:N	1:l:193:ASP:OD2	2.54	0.41
1:n:30:GLU:O	1:n:34:GLY:N	2.42	0.41
1:o:39:GLU:OE2	1:p:151:LYS:HB3	2.20	0.41
1:p:39:GLU:OE2	1:q:151:LYS:HB3	2.20	0.41
1:u:39:GLU:OE2	1:v:151:LYS:HB3	2.20	0.41
1:v:43:LEU:HD22	1:w:152:ILE:CD1	2.51	0.41
1:x:36:MET:O	1:x:40:LEU:N	2.35	0.41
1:y:190:SER:N	1:y:193:ASP:OD2	2.53	0.41
1:1:164:ALA:O	1:1:168:PHE:N	2.49	0.41
1:2:164:ALA:O	1:2:168:PHE:N	2.49	0.41
1:3:164:ALA:O	1:3:168:PHE:N	2.49	0.41
1:4:205:VAL:HG23	1:4:206:GLU:N	2.35	0.41
1:K:162:ALA:N	1:K:166:SER:OG	2.44	0.41
1:L:205:VAL:HG23	1:L:206:GLU:N	2.35	0.41
1:W:72:TYR:O	1:W:76:GLN:N	2.46	0.41
1:Y:26:GLU:OE1	1:Y:26:GLU:N	2.47	0.41
1:a:162:ALA:N	1:a:166:SER:OG	2.44	0.41
1:b:26:GLU:OE1	1:b:26:GLU:N	2.47	0.41
1:i:39:GLU:OE2	1:j:151:LYS:HB3	2.20	0.41
1:j:205:VAL:HG23	1:j:206:GLU:N	2.36	0.41
1:k:190:SER:N	1:k:193:ASP:OD2	2.53	0.41
1:l:43:LEU:HD22	1:m:152:ILE:CD1	2.51	0.41
1:n:190:SER:N	1:n:193:ASP:OD2	2.54	0.41
1:n:205:VAL:HG23	1:n:206:GLU:N	2.35	0.41
1:q:205:VAL:HG23	1:q:206:GLU:N	2.36	0.41
1:s:190:SER:N	1:s:193:ASP:OD2	2.54	0.41
1:t:39:GLU:OE2	1:u:151:LYS:HB3	2.20	0.41
1:t:43:LEU:HD22	1:u:152:ILE:CD1	2.51	0.41
1:x:190:SER:N	1:x:193:ASP:OD2	2.53	0.41
1:1:205:VAL:HG23	1:1:206:GLU:N	2.36	0.41
1:7:205:VAL:HG23	1:7:206:GLU:N	2.36	0.41
1:A:190:SER:N	1:A:193:ASP:OD2	2.54	0.41

Continued on next page...

Continued from previous page...

Atom-1	Atom-2	Interatomic distance (Å)	Clash overlap (Å)
1:E:176:LEU:HD21	1:z:55:LYS:CE	2.51	0.41
1:F:190:SER:N	1:F:193:ASP:OD2	2.54	0.41
1:K:55:LYS:CE	1:X:176:LEU:HD21	2.51	0.41
1:M:55:LYS:CE	1:Z:176:LEU:HD21	2.51	0.41
1:M:190:SER:N	1:M:193:ASP:OD2	2.53	0.41
1:T:39:GLU:OE2	1:U:151:LYS:HB3	2.20	0.41
1:W:55:LYS:CE	1:j:176:LEU:HD21	2.51	0.41
1:W:190:SER:N	1:W:193:ASP:OD2	2.53	0.41
1:b:72:TYR:O	1:b:76:GLN:N	2.46	0.41
1:b:205:VAL:HG23	1:b:206:GLU:N	2.36	0.41
1:c:26:GLU:OE1	1:c:26:GLU:N	2.47	0.41
1:d:190:SER:N	1:d:193:ASP:OD2	2.54	0.41
1:e:190:SER:N	1:e:193:ASP:OD2	2.54	0.41
1:g:30:GLU:O	1:g:34:GLY:N	2.42	0.41
1:j:43:LEU:HD22	1:k:152:ILE:CD1	2.51	0.41
1:l:39:GLU:OE2	1:m:151:LYS:HB3	2.20	0.41
1:q:190:SER:N	1:q:193:ASP:OD2	2.53	0.41
1:r:39:GLU:OE2	1:s:151:LYS:HB3	2.20	0.41
1:u:43:LEU:HD22	1:v:152:ILE:CD1	2.51	0.41
1:w:26:GLU:OE1	1:w:26:GLU:N	2.47	0.41
1:x:43:LEU:HD22	1:y:152:ILE:CD1	2.51	0.41
1:0:164:ALA:O	1:0:168:PHE:N	2.49	0.41
1:0:176:LEU:HD21	1:n:55:LYS:CE	2.51	0.41
1:0:190:SER:N	1:0:193:ASP:OD2	2.54	0.41
1:2:176:LEU:HD21	1:p:55:LYS:CE	2.51	0.41
1:2:205:VAL:HG23	1:2:206:GLU:N	2.35	0.41
1:4:164:ALA:O	1:4:168:PHE:N	2.49	0.41
1:5:164:ALA:O	1:5:168:PHE:N	2.49	0.41
1:5:205:VAL:HG23	1:5:206:GLU:N	2.36	0.41
1:A:176:LEU:HD21	1:v:55:LYS:CE	2.51	0.41
1:C:30:GLU:O	1:C:34:GLY:N	2.42	0.41
1:C:176:LEU:HD21	1:x:55:LYS:CE	2.51	0.41
1:C:190:SER:N	1:C:193:ASP:OD2	2.54	0.41
1:E:170:ARG:C	1:E:173:THR:HG1	2.23	0.41
1:G:43:LEU:HD22	1:H:152:ILE:CD1	2.51	0.41
1:M:43:LEU:HD22	1:N:152:ILE:CD1	2.51	0.41
1:O:55:LYS:CE	1:b:176:LEU:HD21	2.51	0.41
1:P:164:ALA:O	1:P:168:PHE:N	2.49	0.41
1:P:190:SER:N	1:P:193:ASP:OD2	2.54	0.41
1:Q:164:ALA:O	1:Q:168:PHE:N	2.49	0.41
1:R:164:ALA:O	1:R:168:PHE:N	2.49	0.41

Continued on next page...

Continued from previous page...

Atom-1	Atom-2	Interatomic distance (Å)	Clash overlap (Å)
1:R:190:SER:N	1:R:193:ASP:OD2	2.54	0.41
1:U:55:LYS:CE	1:h:176:LEU:HD21	2.51	0.41
1:U:190:SER:N	1:U:193:ASP:OD2	2.54	0.41
1:X:26:GLU:OE1	1:X:26:GLU:N	2.47	0.41
1:Y:43:LEU:HD22	1:Z:152:ILE:CD1	2.51	0.41
1:Y:55:LYS:CE	1:l:176:LEU:HD21	2.51	0.41
1:Y:190:SER:N	1:Y:193:ASP:OD2	2.54	0.41
1:Z:43:LEU:HD22	1:a:152:ILE:CD1	2.51	0.41
1:a:55:LYS:CE	1:n:176:LEU:HD21	2.51	0.41
1:a:170:ARG:O	1:a:173:THR:OG1	2.24	0.41
1:a:190:SER:N	1:a:193:ASP:OD2	2.53	0.41
1:a:205:VAL:HG23	1:a:206:GLU:N	2.35	0.41
1:b:43:LEU:HD22	1:c:152:ILE:CD1	2.51	0.41
1:c:55:LYS:CE	1:p:176:LEU:HD21	2.51	0.41
1:e:162:ALA:N	1:e:166:SER:OG	2.44	0.41
1:e:205:VAL:HG23	1:e:206:GLU:N	2.36	0.41
1:h:39:GLU:OE2	1:i:151:LYS:HB3	2.20	0.41
1:h:43:LEU:HD22	1:i:152:ILE:CD1	2.51	0.41
1:j:39:GLU:OE2	1:k:151:LYS:HB3	2.20	0.41
1:j:55:LYS:CE	1:w:176:LEU:HD21	2.51	0.41
1:k:39:GLU:OE2	1:l:151:LYS:HB3	2.20	0.41
1:l:55:LYS:CE	1:y:176:LEU:HD21	2.51	0.41
1:m:43:LEU:HD22	1:n:152:ILE:CD1	2.51	0.41
1:n:43:LEU:HD22	1:o:152:ILE:CD1	2.51	0.41
1:p:205:VAL:HG23	1:p:206:GLU:N	2.35	0.41
1:t:190:SER:N	1:t:193:ASP:OD2	2.54	0.41
1:u:26:GLU:OE1	1:u:26:GLU:N	2.47	0.41
1:v:26:GLU:OE1	1:v:26:GLU:N	2.47	0.41
1:v:190:SER:N	1:v:193:ASP:OD2	2.54	0.41
1:x:26:GLU:OE1	1:x:26:GLU:N	2.47	0.41
1:x:170:ARG:C	1:x:173:THR:HG1	2.24	0.41
1:0:152:ILE:CD1	1:z:43:LEU:HD22	2.51	0.41
1:5:190:SER:N	1:5:193:ASP:OD2	2.53	0.41
1:A:43:LEU:HD22	1:B:152:ILE:CD1	2.51	0.41
1:B:43:LEU:HD22	1:C:152:ILE:CD1	2.51	0.41
1:D:55:LYS:CE	1:Q:176:LEU:HD21	2.51	0.41
1:H:190:SER:N	1:H:193:ASP:OD2	2.54	0.41
1:S:43:LEU:HD22	1:T:152:ILE:CD1	2.51	0.41
1:S:164:ALA:O	1:S:168:PHE:N	2.49	0.41
1:W:26:GLU:OE1	1:W:26:GLU:N	2.47	0.41
1:X:43:LEU:HD22	1:Y:152:ILE:CD1	2.51	0.41

Continued on next page...

Continued from previous page...

Atom-1	Atom-2	Interatomic distance (Å)	Clash overlap (Å)
1:a:43:LEU:HD22	1:b:152:ILE:CD1	2.51	0.41
1:d:164:ALA:O	1:d:168:PHE:N	2.49	0.41
1:h:55:LYS:CE	1:u:176:LEU:HD21	2.51	0.41
1:k:43:LEU:HD22	1:l:152:ILE:CD1	2.51	0.41
1:s:205:VAL:HG23	1:s:206:GLU:N	2.36	0.41
1:t:26:GLU:OE1	1:t:26:GLU:N	2.47	0.41
1:w:162:ALA:N	1:w:166:SER:OG	2.44	0.41
1:z:164:ALA:O	1:z:168:PHE:N	2.49	0.41
1:z:205:VAL:HG23	1:z:206:GLU:N	2.36	0.41
1:1:55:LYS:CE	1:G:176:LEU:HD21	2.51	0.40
1:5:43:LEU:HD22	1:6:152:ILE:CD1	2.51	0.40
1:6:55:LYS:CE	1:L:176:LEU:HD21	2.51	0.40
1:6:164:ALA:O	1:6:168:PHE:N	2.49	0.40
1:I:55:LYS:CE	1:V:176:LEU:HD21	2.51	0.40
1:J:205:VAL:HG23	1:J:206:GLU:N	2.35	0.40
1:K:190:SER:N	1:K:193:ASP:OD2	2.53	0.40
1:M:205:VAL:HG23	1:M:206:GLU:N	2.36	0.40
1:P:39:GLU:OE2	1:Q:151:LYS:HB3	2.20	0.40
1:Q:39:GLU:OE2	1:R:151:LYS:HB3	2.20	0.40
1:T:164:ALA:O	1:T:168:PHE:N	2.49	0.40
1:g:39:GLU:OE2	1:h:151:LYS:HB3	2.20	0.40
1:g:55:LYS:CE	1:t:176:LEU:HD21	2.51	0.40
1:s:72:TYR:O	1:s:76:GLN:N	2.46	0.40
1:y:26:GLU:OE1	1:y:26:GLU:N	2.47	0.40
1:4:176:LEU:HD21	1:r:55:LYS:CE	2.51	0.40
1:B:30:GLU:O	1:B:34:GLY:N	2.42	0.40
1:K:43:LEU:HD22	1:L:152:ILE:CD1	2.51	0.40
1:N:170:ARG:O	1:N:173:THR:OG1	2.25	0.40
1:S:205:VAL:HG23	1:S:206:GLU:N	2.36	0.40
1:W:43:LEU:HD22	1:X:152:ILE:CD1	2.51	0.40
1:X:72:TYR:O	1:X:76:GLN:N	2.46	0.40
1:c:43:LEU:HD22	1:d:152:ILE:CD1	2.51	0.40
1:d:26:GLU:OE1	1:d:26:GLU:N	2.47	0.40
1:d:205:VAL:HG23	1:d:206:GLU:N	2.36	0.40
1:i:55:LYS:CE	1:v:176:LEU:HD21	2.51	0.40
1:k:55:LYS:CE	1:x:176:LEU:HD21	2.51	0.40
1:m:55:LYS:CE	1:z:176:LEU:HD21	2.51	0.40
1:r:72:TYR:O	1:r:76:GLN:N	2.46	0.40
1:w:72:TYR:O	1:w:76:GLN:N	2.46	0.40
1:1:43:LEU:HD22	1:2:152:ILE:CD1	2.51	0.40
1:7:26:GLU:OE1	1:7:26:GLU:N	2.47	0.40

Continued on next page...

Continued from previous page...

Atom-1	Atom-2	Interatomic distance (Å)	Clash overlap (Å)
1:D:205:VAL:HG23	1:D:206:GLU:N	2.36	0.40
1:F:43:LEU:HD22	1:G:152:ILE:CD1	2.51	0.40
1:F:72:TYR:O	1:F:76:GLN:N	2.46	0.40
1:G:72:TYR:O	1:G:76:GLN:N	2.46	0.40
1:G:205:VAL:HG23	1:G:206:GLU:N	2.35	0.40
1:J:162:ALA:N	1:J:166:SER:OG	2.44	0.40
1:N:43:LEU:HD22	1:O:152:ILE:CD1	2.51	0.40
1:O:190:SER:N	1:O:193:ASP:OD2	2.54	0.40
1:P:43:LEU:HD22	1:Q:152:ILE:CD1	2.51	0.40
1:P:205:VAL:HG23	1:P:206:GLU:N	2.36	0.40
1:S:55:LYS:CE	1:f:176:LEU:HD21	2.51	0.40
1:T:43:LEU:HD22	1:U:152:ILE:CD1	2.51	0.40
1:V:26:GLU:OE1	1:V:26:GLU:N	2.47	0.40
1:X:55:LYS:CE	1:k:176:LEU:HD21	2.51	0.40
1:a:72:TYR:O	1:a:76:GLN:N	2.46	0.40
1:b:36:MET:O	1:b:40:LEU:N	2.35	0.40
1:b:55:LYS:CE	1:o:176:LEU:HD21	2.51	0.40
1:c:164:ALA:O	1:c:168:PHE:N	2.49	0.40
1:d:55:LYS:CE	1:q:176:LEU:HD21	2.51	0.40
1:p:43:LEU:HD22	1:q:152:ILE:CD1	2.51	0.40
1:w:205:VAL:HG23	1:w:206:GLU:N	2.36	0.40
1:l:176:LEU:HD21	1:o:55:LYS:CE	2.51	0.40
1:2:43:LEU:HD22	1:3:152:ILE:CD1	2.51	0.40
1:6:43:LEU:HD22	1:7:152:ILE:CD1	2.51	0.40
1:K:30:GLU:O	1:K:34:GLY:N	2.42	0.40
1:V:43:LEU:HD22	1:W:152:ILE:CD1	2.51	0.40
1:Z:55:LYS:CE	1:m:176:LEU:HD21	2.51	0.40
1:Z:170:ARG:C	1:Z:173:THR:HG1	2.25	0.40
1:f:162:ALA:N	1:f:166:SER:OG	2.44	0.40
1:g:170:ARG:O	1:g:173:THR:OG1	2.25	0.40
1:h:205:VAL:HG23	1:h:206:GLU:N	2.36	0.40
1:y:43:LEU:HD22	1:z:152:ILE:CD1	2.51	0.40
1:y:164:ALA:O	1:y:168:PHE:N	2.49	0.40
1:3:55:LYS:CE	1:I:176:LEU:HD21	2.51	0.40
1:4:43:LEU:HD22	1:5:152:ILE:CD1	2.51	0.40
1:7:164:ALA:O	1:7:168:PHE:N	2.49	0.40
1:G:55:LYS:CE	1:T:176:LEU:HD21	2.51	0.40
1:H:72:TYR:O	1:H:76:GLN:N	2.46	0.40
1:U:164:ALA:O	1:U:168:PHE:N	2.49	0.40
1:V:55:LYS:CE	1:i:176:LEU:HD21	2.51	0.40
1:i:43:LEU:HD22	1:j:152:ILE:CD1	2.51	0.40

Continued on next page...

Continued from previous page...

Atom-1	Atom-2	Interatomic distance (Å)	Clash overlap (Å)
1:z:26:GLU:OE1	1:z:26:GLU:N	2.47	0.40

There are no symmetry-related clashes.

5.3 Torsion angles [i](#)

5.3.1 Protein backbone [i](#)

In the following table, the Percentiles column shows the percent Ramachandran outliers of the chain as a percentile score with respect to all PDB entries followed by that with respect to all EM entries.

The Analysed column shows the number of residues for which the backbone conformation was analysed, and the total number of residues.

Mol	Chain	Analysed	Favoured	Allowed	Outliers	Percentiles	
1	0	192/223 (86%)	189 (98%)	3 (2%)	0	100	100
1	1	192/223 (86%)	189 (98%)	3 (2%)	0	100	100
1	2	192/223 (86%)	189 (98%)	3 (2%)	0	100	100
1	3	192/223 (86%)	189 (98%)	3 (2%)	0	100	100
1	4	192/223 (86%)	189 (98%)	3 (2%)	0	100	100
1	5	192/223 (86%)	189 (98%)	3 (2%)	0	100	100
1	6	192/223 (86%)	189 (98%)	3 (2%)	0	100	100
1	7	192/223 (86%)	189 (98%)	3 (2%)	0	100	100
1	A	192/223 (86%)	189 (98%)	3 (2%)	0	100	100
1	B	192/223 (86%)	189 (98%)	3 (2%)	0	100	100
1	C	192/223 (86%)	189 (98%)	3 (2%)	0	100	100
1	D	192/223 (86%)	189 (98%)	3 (2%)	0	100	100
1	E	192/223 (86%)	189 (98%)	3 (2%)	0	100	100
1	F	192/223 (86%)	189 (98%)	3 (2%)	0	100	100
1	G	192/223 (86%)	189 (98%)	3 (2%)	0	100	100
1	H	192/223 (86%)	189 (98%)	3 (2%)	0	100	100
1	I	192/223 (86%)	189 (98%)	3 (2%)	0	100	100
1	J	192/223 (86%)	189 (98%)	3 (2%)	0	100	100
1	K	192/223 (86%)	189 (98%)	3 (2%)	0	100	100

Continued on next page...

Continued from previous page...

Mol	Chain	Analysed	Favoured	Allowed	Outliers	Percentiles	
1	L	192/223 (86%)	189 (98%)	3 (2%)	0	100	100
1	M	192/223 (86%)	189 (98%)	3 (2%)	0	100	100
1	N	192/223 (86%)	189 (98%)	3 (2%)	0	100	100
1	O	192/223 (86%)	189 (98%)	3 (2%)	0	100	100
1	P	192/223 (86%)	189 (98%)	3 (2%)	0	100	100
1	Q	192/223 (86%)	189 (98%)	3 (2%)	0	100	100
1	R	192/223 (86%)	189 (98%)	3 (2%)	0	100	100
1	S	192/223 (86%)	189 (98%)	3 (2%)	0	100	100
1	T	192/223 (86%)	189 (98%)	3 (2%)	0	100	100
1	U	192/223 (86%)	189 (98%)	3 (2%)	0	100	100
1	V	192/223 (86%)	189 (98%)	3 (2%)	0	100	100
1	W	192/223 (86%)	189 (98%)	3 (2%)	0	100	100
1	X	192/223 (86%)	189 (98%)	3 (2%)	0	100	100
1	Y	192/223 (86%)	189 (98%)	3 (2%)	0	100	100
1	Z	192/223 (86%)	189 (98%)	3 (2%)	0	100	100
1	a	192/223 (86%)	189 (98%)	3 (2%)	0	100	100
1	b	192/223 (86%)	189 (98%)	3 (2%)	0	100	100
1	c	192/223 (86%)	189 (98%)	3 (2%)	0	100	100
1	d	192/223 (86%)	189 (98%)	3 (2%)	0	100	100
1	e	192/223 (86%)	189 (98%)	3 (2%)	0	100	100
1	f	192/223 (86%)	189 (98%)	3 (2%)	0	100	100
1	g	192/223 (86%)	189 (98%)	3 (2%)	0	100	100
1	h	192/223 (86%)	189 (98%)	3 (2%)	0	100	100
1	i	192/223 (86%)	189 (98%)	3 (2%)	0	100	100
1	j	192/223 (86%)	189 (98%)	3 (2%)	0	100	100
1	k	192/223 (86%)	189 (98%)	3 (2%)	0	100	100
1	l	192/223 (86%)	189 (98%)	3 (2%)	0	100	100
1	m	192/223 (86%)	189 (98%)	3 (2%)	0	100	100
1	n	192/223 (86%)	189 (98%)	3 (2%)	0	100	100
1	o	192/223 (86%)	189 (98%)	3 (2%)	0	100	100
1	p	192/223 (86%)	189 (98%)	3 (2%)	0	100	100

Continued on next page...

Continued from previous page...

Mol	Chain	Analysed	Favoured	Allowed	Outliers	Percentiles	
1	q	192/223 (86%)	189 (98%)	3 (2%)	0	100	100
1	r	192/223 (86%)	189 (98%)	3 (2%)	0	100	100
1	s	192/223 (86%)	189 (98%)	3 (2%)	0	100	100
1	t	192/223 (86%)	189 (98%)	3 (2%)	0	100	100
1	u	192/223 (86%)	189 (98%)	3 (2%)	0	100	100
1	v	192/223 (86%)	189 (98%)	3 (2%)	0	100	100
1	w	192/223 (86%)	189 (98%)	3 (2%)	0	100	100
1	x	192/223 (86%)	189 (98%)	3 (2%)	0	100	100
1	y	192/223 (86%)	189 (98%)	3 (2%)	0	100	100
1	z	192/223 (86%)	189 (98%)	3 (2%)	0	100	100
All	All	11520/13380 (86%)	11340 (98%)	180 (2%)	0	100	100

There are no Ramachandran outliers to report.

5.3.2 Protein sidechains ⓘ

In the following table, the Percentiles column shows the percent sidechain outliers of the chain as a percentile score with respect to all PDB entries followed by that with respect to all EM entries.

The Analysed column shows the number of residues for which the sidechain conformation was analysed, and the total number of residues.

Mol	Chain	Analysed	Rotameric	Outliers	Percentiles	
1	0	161/186 (87%)	160 (99%)	1 (1%)	84	88
1	1	161/186 (87%)	160 (99%)	1 (1%)	84	88
1	2	161/186 (87%)	160 (99%)	1 (1%)	84	88
1	3	161/186 (87%)	160 (99%)	1 (1%)	84	88
1	4	161/186 (87%)	160 (99%)	1 (1%)	84	88
1	5	161/186 (87%)	160 (99%)	1 (1%)	84	88
1	6	161/186 (87%)	160 (99%)	1 (1%)	84	88
1	7	161/186 (87%)	160 (99%)	1 (1%)	84	88
1	A	161/186 (87%)	160 (99%)	1 (1%)	84	88
1	B	161/186 (87%)	160 (99%)	1 (1%)	84	88
1	C	161/186 (87%)	160 (99%)	1 (1%)	84	88

Continued on next page...

Continued from previous page...

Mol	Chain	Analysed	Rotameric	Outliers	Percentiles	
1	D	161/186 (87%)	160 (99%)	1 (1%)	84	88
1	E	161/186 (87%)	160 (99%)	1 (1%)	84	88
1	F	161/186 (87%)	160 (99%)	1 (1%)	84	88
1	G	161/186 (87%)	160 (99%)	1 (1%)	84	88
1	H	161/186 (87%)	160 (99%)	1 (1%)	84	88
1	I	161/186 (87%)	160 (99%)	1 (1%)	84	88
1	J	161/186 (87%)	160 (99%)	1 (1%)	84	88
1	K	161/186 (87%)	160 (99%)	1 (1%)	84	88
1	L	161/186 (87%)	160 (99%)	1 (1%)	84	88
1	M	161/186 (87%)	160 (99%)	1 (1%)	84	88
1	N	161/186 (87%)	160 (99%)	1 (1%)	84	88
1	O	161/186 (87%)	160 (99%)	1 (1%)	84	88
1	P	161/186 (87%)	160 (99%)	1 (1%)	84	88
1	Q	161/186 (87%)	160 (99%)	1 (1%)	84	88
1	R	161/186 (87%)	160 (99%)	1 (1%)	84	88
1	S	161/186 (87%)	160 (99%)	1 (1%)	84	88
1	T	161/186 (87%)	160 (99%)	1 (1%)	84	88
1	U	161/186 (87%)	160 (99%)	1 (1%)	84	88
1	V	161/186 (87%)	160 (99%)	1 (1%)	84	88
1	W	161/186 (87%)	160 (99%)	1 (1%)	84	88
1	X	161/186 (87%)	160 (99%)	1 (1%)	84	88
1	Y	161/186 (87%)	160 (99%)	1 (1%)	84	88
1	Z	161/186 (87%)	160 (99%)	1 (1%)	84	88
1	a	161/186 (87%)	160 (99%)	1 (1%)	84	88
1	b	161/186 (87%)	160 (99%)	1 (1%)	84	88
1	c	161/186 (87%)	160 (99%)	1 (1%)	84	88
1	d	161/186 (87%)	160 (99%)	1 (1%)	84	88
1	e	161/186 (87%)	160 (99%)	1 (1%)	84	88
1	f	161/186 (87%)	160 (99%)	1 (1%)	84	88
1	g	161/186 (87%)	160 (99%)	1 (1%)	84	88
1	h	161/186 (87%)	160 (99%)	1 (1%)	84	88

Continued on next page...

Continued from previous page...

Mol	Chain	Analysed	Rotameric	Outliers	Percentiles	
1	i	161/186 (87%)	160 (99%)	1 (1%)	84	88
1	j	161/186 (87%)	160 (99%)	1 (1%)	84	88
1	k	161/186 (87%)	160 (99%)	1 (1%)	84	88
1	l	161/186 (87%)	160 (99%)	1 (1%)	84	88
1	m	161/186 (87%)	160 (99%)	1 (1%)	84	88
1	n	161/186 (87%)	160 (99%)	1 (1%)	84	88
1	o	161/186 (87%)	160 (99%)	1 (1%)	84	88
1	p	161/186 (87%)	160 (99%)	1 (1%)	84	88
1	q	161/186 (87%)	160 (99%)	1 (1%)	84	88
1	r	161/186 (87%)	160 (99%)	1 (1%)	84	88
1	s	161/186 (87%)	160 (99%)	1 (1%)	84	88
1	t	161/186 (87%)	160 (99%)	1 (1%)	84	88
1	u	161/186 (87%)	160 (99%)	1 (1%)	84	88
1	v	161/186 (87%)	160 (99%)	1 (1%)	84	88
1	w	161/186 (87%)	160 (99%)	1 (1%)	84	88
1	x	161/186 (87%)	160 (99%)	1 (1%)	84	88
1	y	161/186 (87%)	160 (99%)	1 (1%)	84	88
1	z	161/186 (87%)	160 (99%)	1 (1%)	84	88
All	All	9660/11160 (87%)	9600 (99%)	60 (1%)	82	88

All (60) residues with a non-rotameric sidechain are listed below:

Mol	Chain	Res	Type
1	0	33	LEU
1	1	33	LEU
1	2	33	LEU
1	3	33	LEU
1	4	33	LEU
1	5	33	LEU
1	6	33	LEU
1	7	33	LEU
1	A	33	LEU
1	B	33	LEU
1	C	33	LEU
1	D	33	LEU
1	E	33	LEU

Continued on next page...

Continued from previous page...

Mol	Chain	Res	Type
1	F	33	LEU
1	G	33	LEU
1	H	33	LEU
1	I	33	LEU
1	J	33	LEU
1	K	33	LEU
1	L	33	LEU
1	M	33	LEU
1	N	33	LEU
1	O	33	LEU
1	P	33	LEU
1	Q	33	LEU
1	R	33	LEU
1	S	33	LEU
1	T	33	LEU
1	U	33	LEU
1	V	33	LEU
1	W	33	LEU
1	X	33	LEU
1	Y	33	LEU
1	Z	33	LEU
1	a	33	LEU
1	b	33	LEU
1	c	33	LEU
1	d	33	LEU
1	e	33	LEU
1	f	33	LEU
1	g	33	LEU
1	h	33	LEU
1	i	33	LEU
1	j	33	LEU
1	k	33	LEU
1	l	33	LEU
1	m	33	LEU
1	n	33	LEU
1	o	33	LEU
1	p	33	LEU
1	q	33	LEU
1	r	33	LEU
1	s	33	LEU
1	t	33	LEU
1	u	33	LEU

Continued on next page...

Continued from previous page...

Mol	Chain	Res	Type
1	v	33	LEU
1	w	33	LEU
1	x	33	LEU
1	y	33	LEU
1	z	33	LEU

Sometimes sidechains can be flipped to improve hydrogen bonding and reduce clashes. All (98) such sidechains are listed below:

Mol	Chain	Res	Type
1	0	186	ASN
1	0	198	GLN
1	1	186	ASN
1	1	198	GLN
1	2	186	ASN
1	2	198	GLN
1	3	186	ASN
1	3	198	GLN
1	4	186	ASN
1	4	198	GLN
1	5	186	ASN
1	5	198	GLN
1	6	186	ASN
1	6	198	GLN
1	7	186	ASN
1	7	198	GLN
1	B	186	ASN
1	B	198	GLN
1	C	186	ASN
1	C	198	GLN
1	D	186	ASN
1	D	198	GLN
1	E	186	ASN
1	E	198	GLN
1	F	186	ASN
1	F	198	GLN
1	G	186	ASN
1	G	198	GLN
1	H	186	ASN
1	H	198	GLN
1	I	186	ASN
1	I	198	GLN
1	J	186	ASN

Continued on next page...

Continued from previous page...

Mol	Chain	Res	Type
1	J	198	GLN
1	L	186	ASN
1	L	198	GLN
1	M	186	ASN
1	N	186	ASN
1	O	186	ASN
1	O	198	GLN
1	P	198	GLN
1	Q	186	ASN
1	Q	198	GLN
1	R	186	ASN
1	R	198	GLN
1	S	186	ASN
1	T	186	ASN
1	U	186	ASN
1	U	198	GLN
1	V	186	ASN
1	V	198	GLN
1	W	186	ASN
1	W	198	GLN
1	X	186	ASN
1	X	198	GLN
1	Y	186	ASN
1	Y	198	GLN
1	Z	186	ASN
1	a	186	ASN
1	a	198	GLN
1	b	186	ASN
1	b	198	GLN
1	c	186	ASN
1	c	198	GLN
1	d	186	ASN
1	d	198	GLN
1	e	198	GLN
1	f	186	ASN
1	g	186	ASN
1	h	186	ASN
1	i	186	ASN
1	i	198	GLN
1	j	186	ASN
1	j	198	GLN
1	k	186	ASN

Continued on next page...

Continued from previous page...

Mol	Chain	Res	Type
1	k	198	GLN
1	l	186	ASN
1	m	186	ASN
1	n	186	ASN
1	n	198	GLN
1	o	186	ASN
1	p	186	ASN
1	p	198	GLN
1	q	186	ASN
1	q	198	GLN
1	r	186	ASN
1	r	198	GLN
1	s	186	ASN
1	t	198	GLN
1	u	186	ASN
1	v	186	ASN
1	w	186	ASN
1	w	198	GLN
1	x	186	ASN
1	x	198	GLN
1	y	186	ASN
1	y	198	GLN
1	z	186	ASN

5.3.3 RNA [i](#)

There are no RNA molecules in this entry.

5.4 Non-standard residues in protein, DNA, RNA chains [i](#)

There are no non-standard protein/DNA/RNA residues in this entry.

5.5 Carbohydrates [i](#)

There are no oligosaccharides in this entry.

5.6 Ligand geometry [i](#)

There are no ligands in this entry.

5.7 Other polymers

There are no such residues in this entry.

5.8 Polymer linkage issues

There are no chain breaks in this entry.

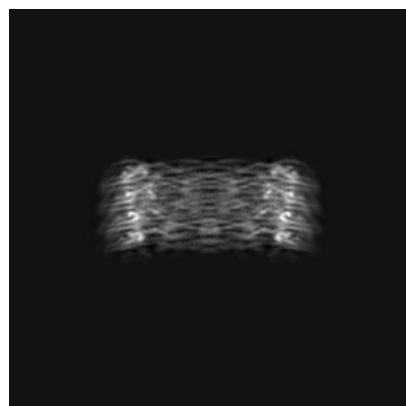
6 Map visualisation [i](#)

This section contains visualisations of the EMDB entry EMD-52531. These allow visual inspection of the internal detail of the map and identification of artifacts.

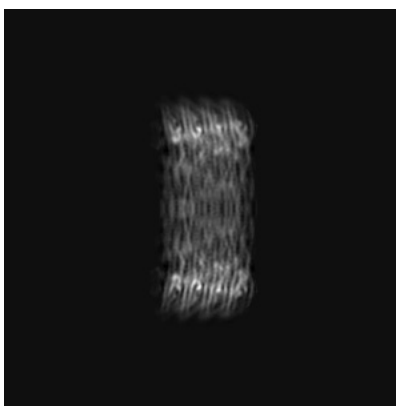
Images derived from a raw map, generated by summing the deposited half-maps, are presented below the corresponding image components of the primary map to allow further visual inspection and comparison with those of the primary map.

6.1 Orthogonal projections [i](#)

6.1.1 Primary map



X




Y




Z


6.1.2 Raw map



X



Y

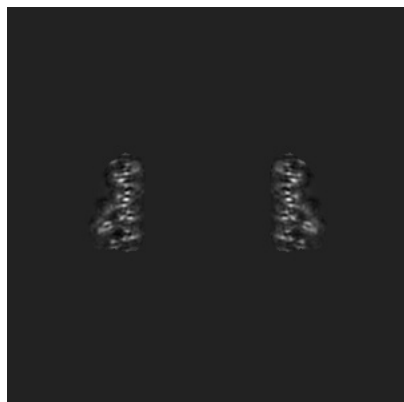


Z

The images above show the map projected in three orthogonal directions.

6.2 Central slices [i](#)

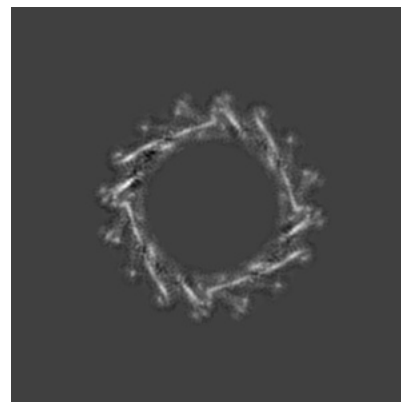
6.2.1 Primary map



X Index: 200

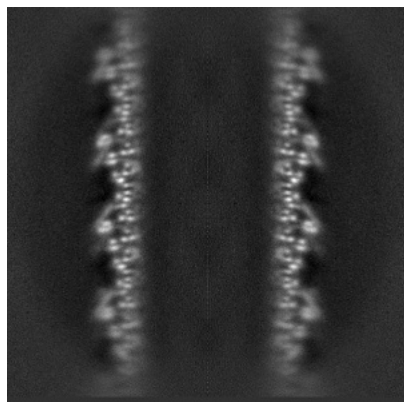


Y Index: 200

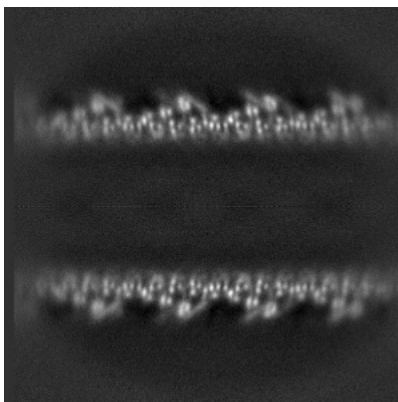


Z Index: 200

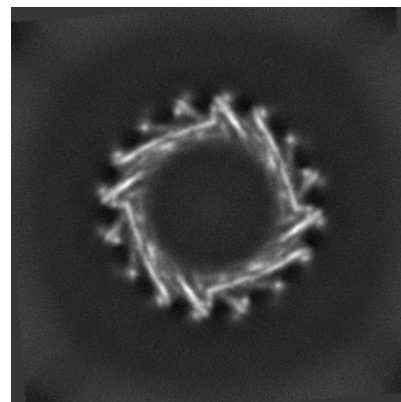
6.2.2 Raw map



X Index: 200



Y Index: 200




Z Index: 200


The images above show central slices of the map in three orthogonal directions.

6.3 Largest variance slices [i](#)

6.3.1 Primary map



X Index: 121

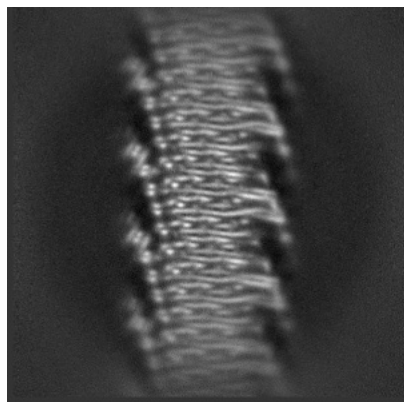


Y Index: 121

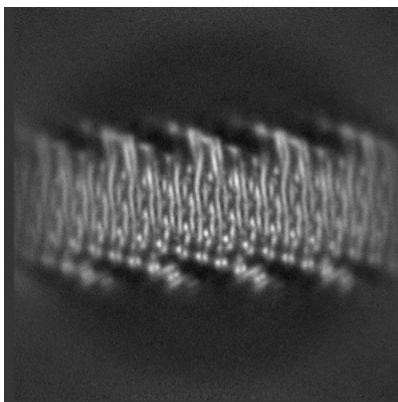


Z Index: 196

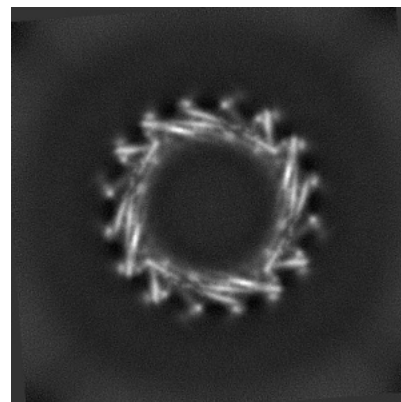
6.3.2 Raw map



X Index: 279



Y Index: 121




Z Index: 212


The images above show the largest variance slices of the map in three orthogonal directions.

6.4 Orthogonal standard-deviation projections (False-color) [i](#)


6.4.1 Primary map



X




Y




Z


6.4.2 Raw map



X



Y




Z

The images above show the map standard deviation projections with false color in three orthogonal directions. Minimum values are shown in green, max in blue, and dark to light orange shades represent small to large values respectively.

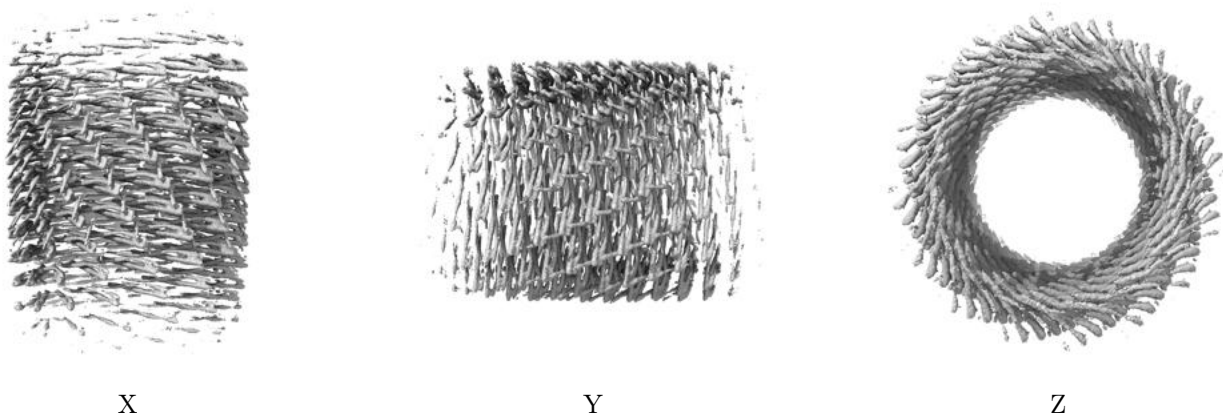
6.5 Orthogonal surface views [i](#)

6.5.1 Primary map



The images above show the 3D surface view of the map at the recommended contour level 0.1. These images, in conjunction with the slice images, may facilitate assessment of whether an appropriate contour level has been provided.

6.5.2 Raw map



These images show the 3D surface of the raw map. The raw map's contour level was selected so that its surface encloses the same volume as the primary map does at its recommended contour level.

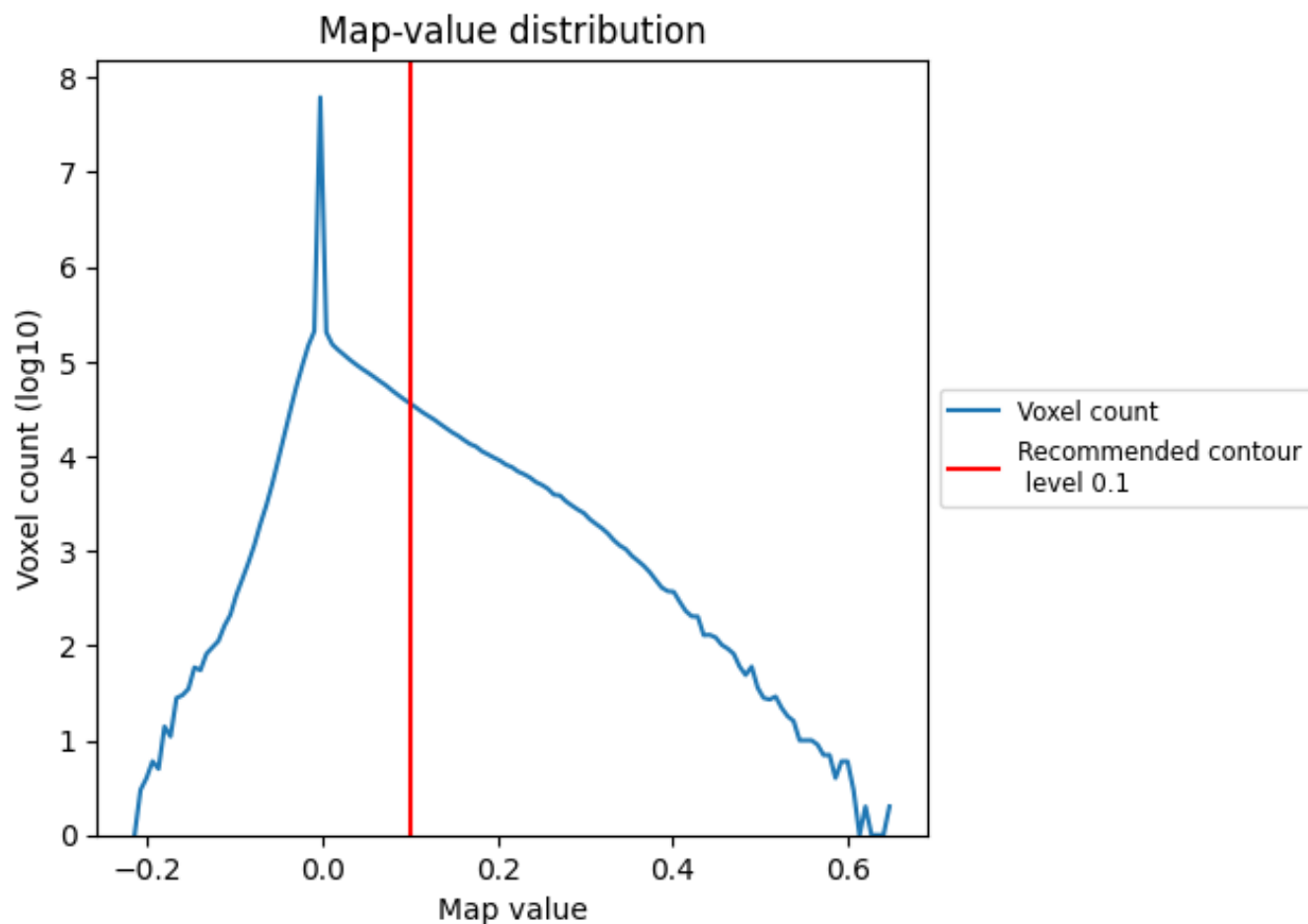
6.6 Mask visualisation [i](#)

This section was not generated. No masks/segmentation were deposited.

7 Map analysis [i](#)

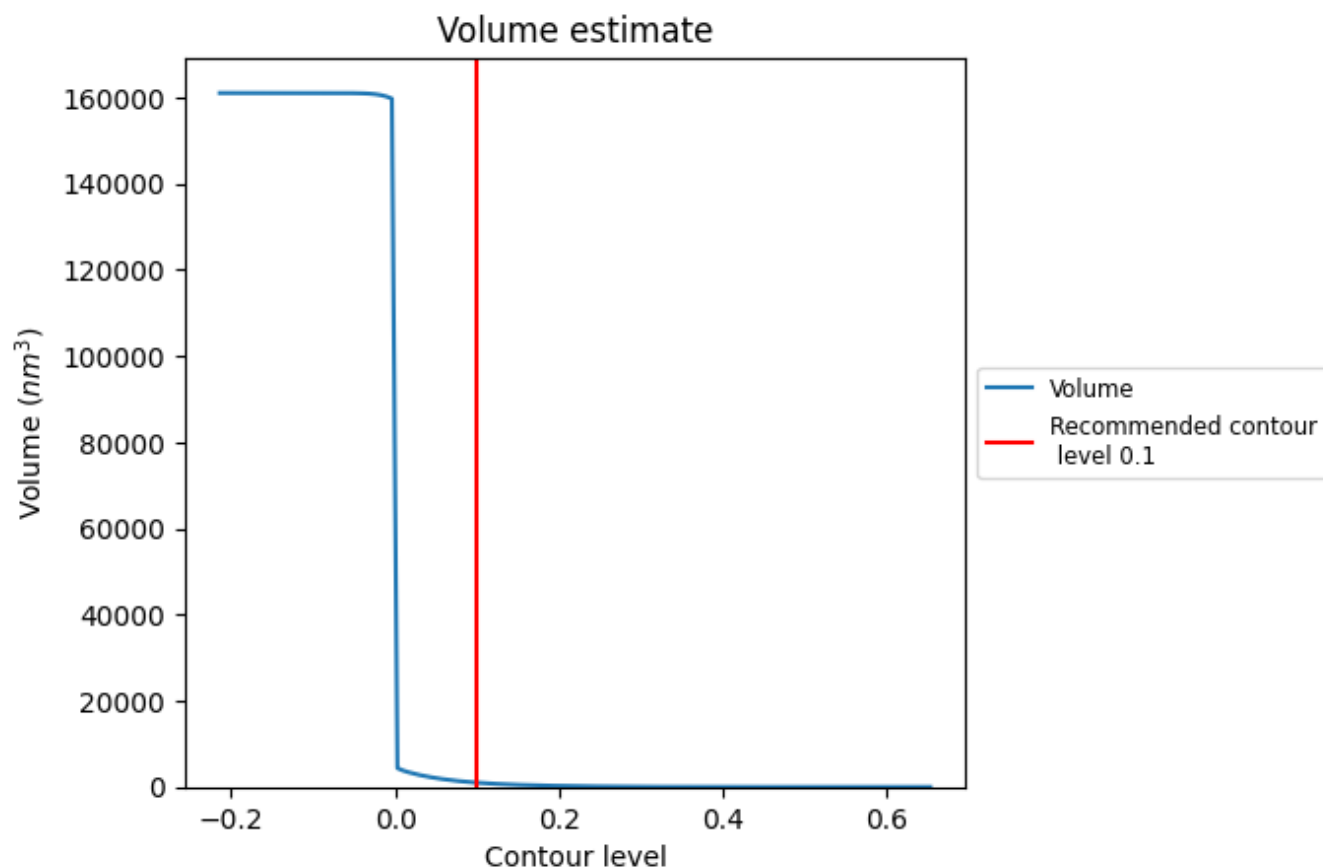
This section contains the results of statistical analysis of the map.

7.1 Map-value distribution [i](#)



The map-value distribution is plotted in 128 intervals along the x-axis. The y-axis is logarithmic. A spike in this graph at zero usually indicates that the volume has been masked.

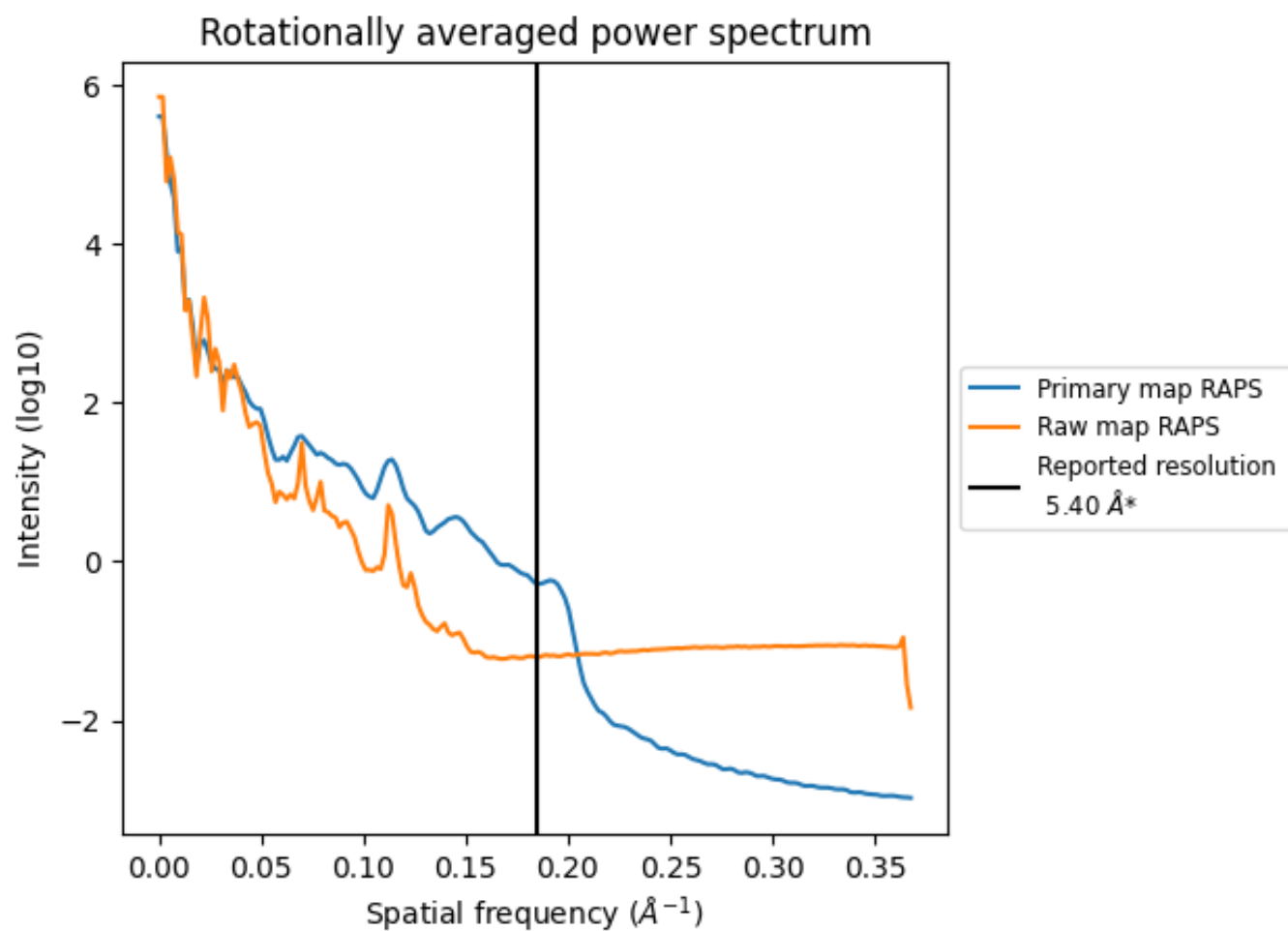
7.2 Volume estimate [i](#)



The volume at the recommended contour level is 995 nm³; this corresponds to an approximate mass of 899 kDa.

The volume estimate graph shows how the enclosed volume varies with the contour level. The recommended contour level is shown as a vertical line and the intersection between the line and the curve gives the volume of the enclosed surface at the given level.

7.3 Rotationally averaged power spectrum ⓘ

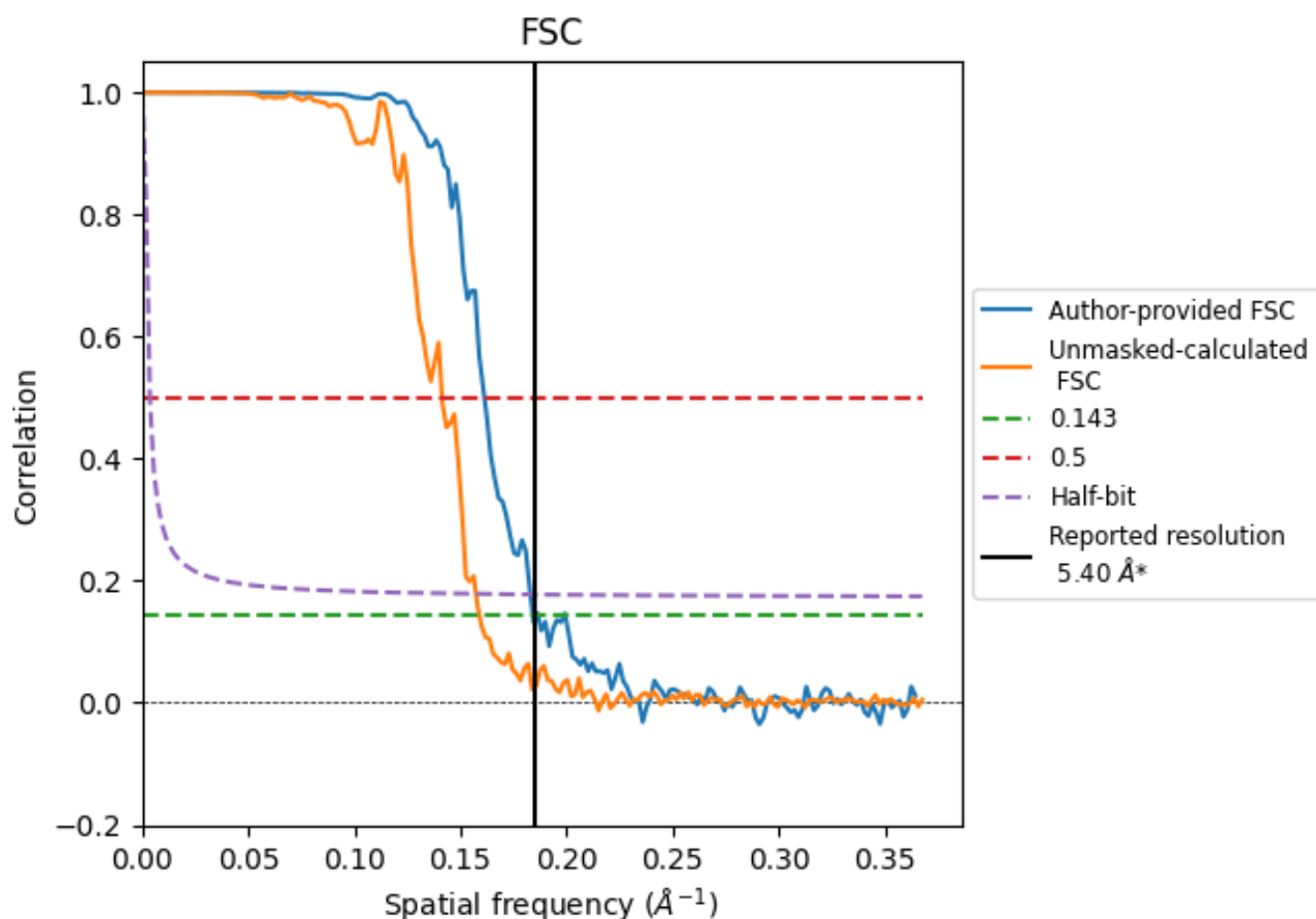


*Reported resolution corresponds to spatial frequency of 0.185 Å⁻¹

8 Fourier-Shell correlation [i](#)

Fourier-Shell Correlation (FSC) is the most commonly used method to estimate the resolution of single-particle and subtomogram-averaged maps. The shape of the curve depends on the imposed symmetry, mask and whether or not the two 3D reconstructions used were processed from a common reference. The reported resolution is shown as a black line. A curve is displayed for the half-bit criterion in addition to lines showing the 0.143 gold standard cut-off and 0.5 cut-off.

8.1 FSC [i](#)



*Reported resolution corresponds to spatial frequency of 0.185 \AA^{-1}

8.2 Resolution estimates [i](#)


Resolution estimate (Å)	Estimation criterion (FSC cut-off)		
	0.143	0.5	Half-bit
Reported by author	5.40	-	-
Author-provided FSC curve	5.43	6.20	5.46
Unmasked-calculated*	6.29	7.07	6.36

*Resolution estimate based on FSC curve calculated by comparison of deposited half-maps. The value from deposited half-maps intersecting FSC 0.143 CUT-OFF 6.29 differs from the reported value 5.4 by more than 10 %


9 Map-model fit [i](#)

This section contains information regarding the fit between EMDB map EMD-52531 and PDB model 9HZR. Per-residue inclusion information can be found in section 3 on page 42.

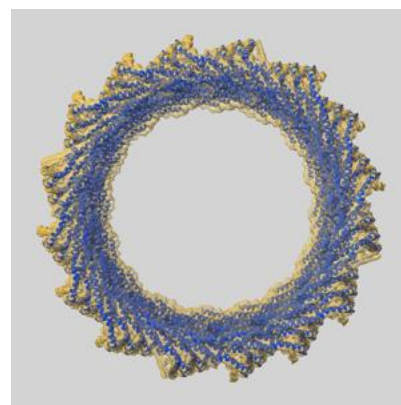
9.1 Map-model overlay [i](#)



X



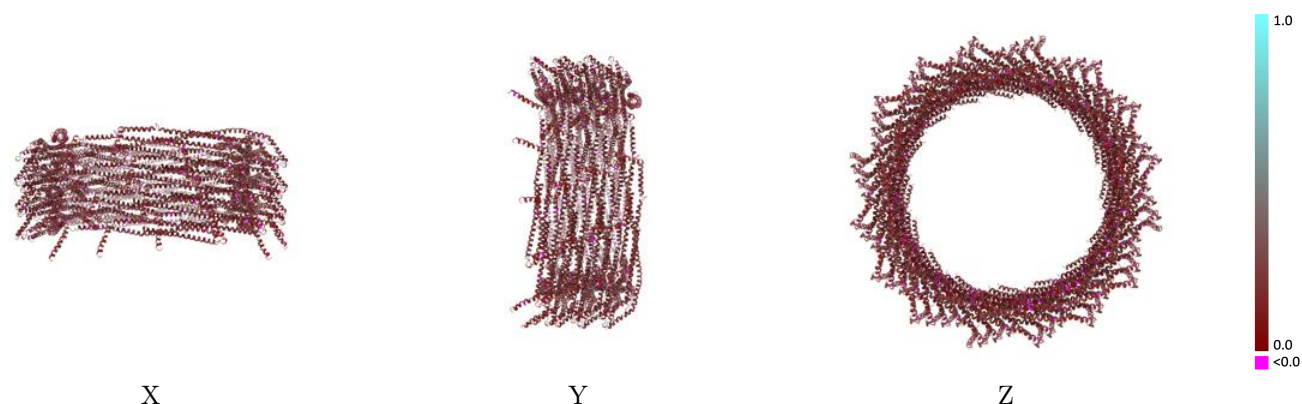
Y



Z

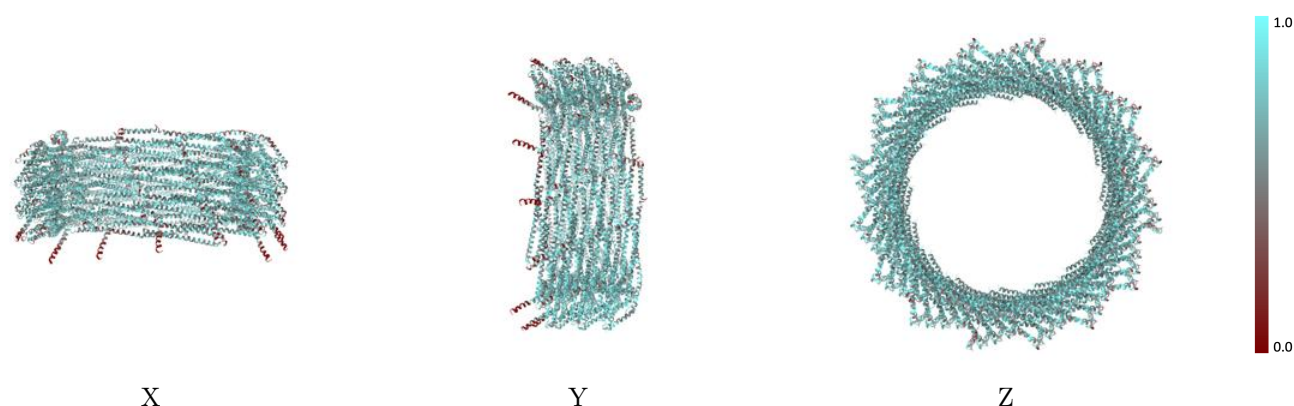
The images above show the 3D surface view of the map at the recommended contour level 0.1 at 50% transparency in yellow overlaid with a ribbon representation of the model coloured in blue. These images allow for the visual assessment of the quality of fit between the atomic model and the map.

9.2 Q-score mapped to coordinate model [i](#)



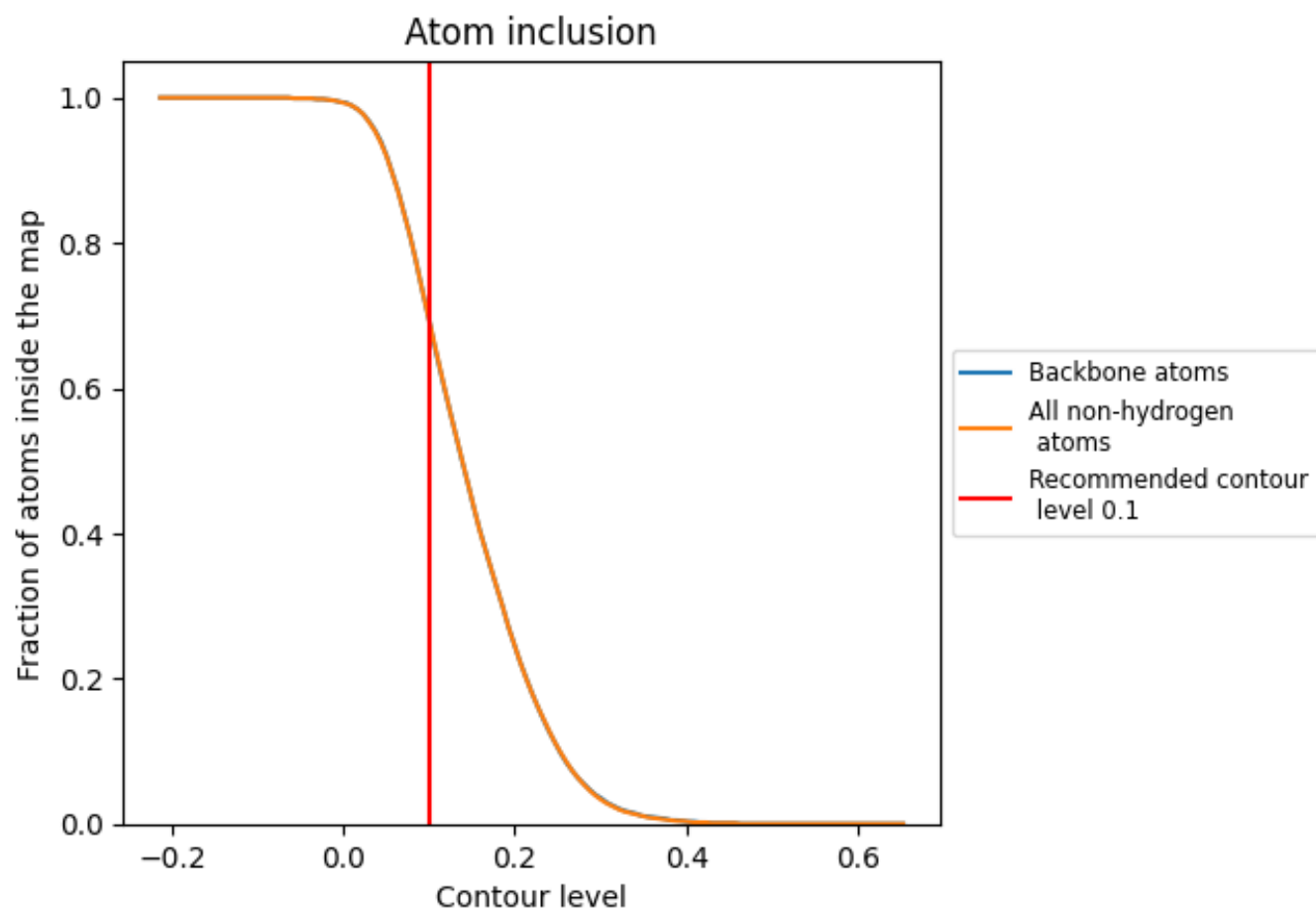
The images above show the model with each residue coloured according its Q-score. This shows their resolvability in the map with higher Q-score values reflecting better resolvability. Please note: Q-score is calculating the resolvability of atoms, and thus high values are only expected at resolutions at which atoms can be resolved. Low Q-score values may therefore be expected for many entries.

9.3 Atom inclusion mapped to coordinate model [i](#)



The images above show the model with each residue coloured according to its atom inclusion. This shows to what extent they are inside the map at the recommended contour level (0.1).







































































9.4 Atom inclusion [i](#)



At the recommended contour level, 69% of all backbone atoms, 69% of all non-hydrogen atoms, are inside the map.

9.5 Map-model fit summary ⓘ





















































The table lists the average atom inclusion at the recommended contour level (0.1) and Q-score for the entire model and for each chain.

Chain	Atom inclusion	Q-score
All	 0.6930	 0.2010
0	 0.7540	 0.2050
1	 0.7550	 0.2060
2	 0.7540	 0.2110
3	 0.7610	 0.2070
4	 0.7390	 0.2060
5	 0.6980	 0.2030
6	 0.6570	 0.1950
7	 0.6110	 0.1940
A	 0.5680	 0.1870
B	 0.6510	 0.1890
C	 0.6930	 0.1960
D	 0.7370	 0.1950
E	 0.7420	 0.2000
F	 0.7520	 0.2070
G	 0.7500	 0.2070
H	 0.7470	 0.2060
I	 0.7430	 0.2050
J	 0.7350	 0.1990
K	 0.7400	 0.1990
L	 0.7280	 0.1990
M	 0.6840	 0.1990
N	 0.6570	 0.1970
O	 0.5970	 0.1990
P	 0.6060	 0.1930
Q	 0.6650	 0.2000
R	 0.6920	 0.2020
S	 0.7330	 0.2040
T	 0.7430	 0.2020
U	 0.7410	 0.2010
V	 0.7450	 0.2030
W	 0.7350	 0.2020
X	 0.7290	 0.2000
Y	 0.7310	 0.1990
Z	 0.7370	 0.2020



Continued on next page...

Continued from previous page...

Chain	Atom inclusion	Q-score
a	 0.7290	 0.2040
b	 0.7060	 0.2060
c	 0.6790	 0.2100
d	 0.6390	 0.2110
e	 0.5910	 0.1990
f	 0.6620	 0.1990
g	 0.6890	 0.2010
h	 0.7210	 0.2000
i	 0.7280	 0.1980
j	 0.7260	 0.1960
k	 0.7280	 0.1990
l	 0.7380	 0.2010
m	 0.7410	 0.2030
n	 0.7440	 0.2070
o	 0.7500	 0.2100
p	 0.7610	 0.2100
q	 0.7270	 0.2070
r	 0.7030	 0.2100
s	 0.6390	 0.2050
t	 0.5840	 0.1940
u	 0.6410	 0.1910
v	 0.6640	 0.1930
w	 0.7200	 0.1920
x	 0.7310	 0.1940
y	 0.7420	 0.1980
z	 0.7490	 0.2030