



## Full wwPDB EM Validation Report ⓘ

Feb 19, 2025 – 12:25 pm GMT

PDB ID : 9HQ7  
EMDB ID : EMD-52340  
Title : Partial (52mer) encapsulin shell assembly from Mycobacterium tuberculosis  
Authors : Lewis, C.J.; Berger, C.; Ravelli, R.B.G.  
Deposited on : 2024-12-16  
Resolution : 4.51 Å(reported)  
Based on initial model : 7P1T

This is a Full wwPDB EM Validation Report for a publicly released PDB entry.

We welcome your comments at [validation@mail.wwpdb.org](mailto:validation@mail.wwpdb.org)

A user guide is available at

<https://www.wwpdb.org/validation/2017/EMValidationReportHelp>  
with specific help available everywhere you see the ⓘ symbol.

The types of validation reports are described at

<http://www.wwpdb.org/validation/2017/FAQs#types>.

---

The following versions of software and data (see [references ⓘ](#)) were used in the production of this report:

EMDB validation analysis : **FAILED**  
MolProbity : 4.02b-467  
Percentile statistics : 20231227.v01 (using entries in the PDB archive December 27th 2023)  
MapQ : **FAILED**  
Ideal geometry (proteins) : Engh & Huber (2001)  
Ideal geometry (DNA, RNA) : Parkinson et al. (1996)  
Validation Pipeline (wwPDB-VP) : 2.41

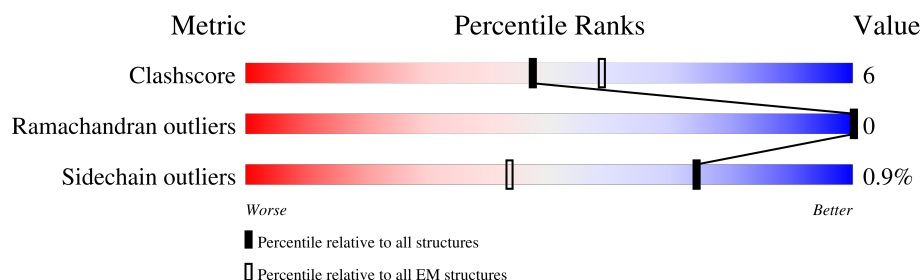
# 1 Overall quality at a glance

The following experimental techniques were used to determine the structure:

*ELECTRON MICROSCOPY*

The reported resolution of this entry is 4.51 Å.

Percentile scores (ranging between 0-100) for global validation metrics of the entry are shown in the following graphic. The table shows the number of entries on which the scores are based.




























Metric	Whole archive (#Entries)	EM structures (#Entries)
Clashscore	210492	15764
Ramachandran outliers	207382	16835
Sidechain outliers	206894	16415

The table below summarises the geometric issues observed across the polymeric chains and their fit to the map. The red, orange, yellow and green segments of the bar indicate the fraction of residues that contain outliers for  $\geq 3$ , 2, 1 and 0 types of geometric quality criteria respectively. A grey segment represents the fraction of residues that are not modelled. The numeric value for each fraction is indicated below the corresponding segment, with a dot representing fractions  $\leq 5\%$ .

Mol	Chain	Length	Quality of chain
1	A	265	89% 10%
1	AB	265	93% 7%
1	B	265	92% 8%
1	BA	265	91% 9%
1	CA	265	91% 8%
1	CB	265	95% 5%
1	D	265	91% 9%
1	DA	265	90% 10%
1	DB	265	92% 8%




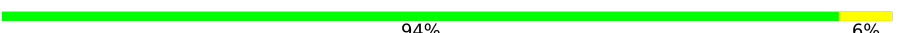














Continued on next page...

*Continued from previous page...*

Mol	Chain	Length	Quality of chain	
1	E	265		90% 9%
1	EA	265		90% 10%
1	F	265		91% 9%
1	FA	265		90% 9%
1	FB	265		89% 11%
1	G	265		91% 9%
1	GA	265		93% 7%
1	GB	265		89% 10%
1	H	265		89% 11%
1	HA	265		91% 9%
1	HB	265		88% 12%
1	I	265		95% 5%
1	IA	265		91% 8%
1	JA	265		90% 9%
1	K	265		91% 9%
1	KA	265		91% 9%
1	L	265		89% 10%
1	LA	265		88% 11%
1	M	265		90% 10%
1	MA	265		89% 11%
1	N	265		89% 11%
1	NA	265		88% 12%
1	O	265		92% 8%
1	OA	265		90% 9%
1	P	265		89% 11%

*Continued on next page...*

*Continued from previous page...*

Mol	Chain	Length	Quality of chain
1	PA	265	 89% 11%
1	Q	265	 91% 9%
1	QA	265	 91% 9%
1	R	265	 94% 6%
1	S	265	 89% 10%
1	SA	265	 89% 10%
1	T	265	 89% 11%
1	TA	265	 91% 9%
1	U	265	 97%
1	UA	265	 89% 10%
1	V	265	 93% 7%
1	VA	265	 89% 11%
1	W	265	 88% 11%
1	WA	265	 91% 9%
1	X	265	 92% 8%
1	XA	265	 89% 10%
1	YA	265	 91% 9%
1	ZA	265	 90% 10%

## 2 Entry composition

There is only 1 type of molecule in this entry. The entry contains 105768 atoms, of which 0 are hydrogens and 0 are deuteriums.

In the tables below, the AltConf column contains the number of residues with at least one atom in alternate conformation and the Trace column contains the number of residues modelled with at most 2 atoms.

- Molecule 1 is a protein called Type 1 encapsulin shell protein.

Mol	Chain	Residues	Atoms					AltConf	Trace
1	A	265	Total	C	N	O	S	0	0
			2034	1278	354	400	2		
1	B	265	Total	C	N	O	S	0	0
			2034	1278	354	400	2		
1	D	265	Total	C	N	O	S	0	0
			2034	1278	354	400	2		
1	E	265	Total	C	N	O	S	0	0
			2034	1278	354	400	2		
1	F	265	Total	C	N	O	S	0	0
			2034	1278	354	400	2		
1	G	265	Total	C	N	O	S	0	0
			2034	1278	354	400	2		
1	H	265	Total	C	N	O	S	0	0
			2034	1278	354	400	2		
1	I	265	Total	C	N	O	S	0	0
			2034	1278	354	400	2		
1	K	265	Total	C	N	O	S	0	0
			2034	1278	354	400	2		
1	L	265	Total	C	N	O	S	0	0
			2034	1278	354	400	2		
1	M	265	Total	C	N	O	S	0	0
			2034	1278	354	400	2		
1	N	265	Total	C	N	O	S	0	0
			2034	1278	354	400	2		
1	O	265	Total	C	N	O	S	0	0
			2034	1278	354	400	2		
1	P	265	Total	C	N	O	S	0	0
			2034	1278	354	400	2		
1	Q	265	Total	C	N	O	S	0	0
			2034	1278	354	400	2		
1	R	265	Total	C	N	O	S	0	0
			2034	1278	354	400	2		
1	S	265	Total	C	N	O	S	0	0
			2034	1278	354	400	2		

*Continued on next page...*

*Continued from previous page...*

Mol	Chain	Residues	Atoms					AltConf	Trace
1	T	265	Total 2034	C 1278	N 354	O 400	S 2	0	0
1	U	265	Total 2034	C 1278	N 354	O 400	S 2	0	0
1	V	265	Total 2034	C 1278	N 354	O 400	S 2	0	0
1	W	265	Total 2034	C 1278	N 354	O 400	S 2	0	0
1	X	265	Total 2034	C 1278	N 354	O 400	S 2	0	0
1	BA	265	Total 2034	C 1278	N 354	O 400	S 2	0	0
1	CA	265	Total 2034	C 1278	N 354	O 400	S 2	0	0
1	DA	265	Total 2034	C 1278	N 354	O 400	S 2	0	0
1	EA	265	Total 2034	C 1278	N 354	O 400	S 2	0	0
1	FA	265	Total 2034	C 1278	N 354	O 400	S 2	0	0
1	GA	265	Total 2034	C 1278	N 354	O 400	S 2	0	0
1	HA	265	Total 2034	C 1278	N 354	O 400	S 2	0	0
1	IA	265	Total 2034	C 1278	N 354	O 400	S 2	0	0
1	JA	265	Total 2034	C 1278	N 354	O 400	S 2	0	0
1	KA	265	Total 2034	C 1278	N 354	O 400	S 2	0	0
1	LA	265	Total 2034	C 1278	N 354	O 400	S 2	0	0
1	MA	265	Total 2034	C 1278	N 354	O 400	S 2	0	0
1	NA	265	Total 2034	C 1278	N 354	O 400	S 2	0	0
1	OA	265	Total 2034	C 1278	N 354	O 400	S 2	0	0
1	PA	265	Total 2034	C 1278	N 354	O 400	S 2	0	0
1	QA	265	Total 2034	C 1278	N 354	O 400	S 2	0	0

*Continued on next page...*

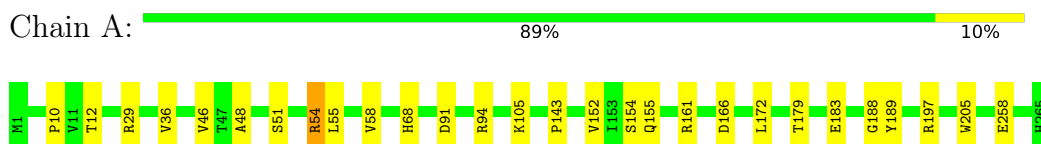
*Continued from previous page...*

Mol	Chain	Residues	Atoms					AltConf	Trace
1	SA	265	Total 2034	C 1278	N 354	O 400	S 2	0	0
1	TA	265	Total 2034	C 1278	N 354	O 400	S 2	0	0
1	UA	265	Total 2034	C 1278	N 354	O 400	S 2	0	0
1	VA	265	Total 2034	C 1278	N 354	O 400	S 2	0	0
1	WA	265	Total 2034	C 1278	N 354	O 400	S 2	0	0
1	XA	265	Total 2034	C 1278	N 354	O 400	S 2	0	0
1	YA	265	Total 2034	C 1278	N 354	O 400	S 2	0	0
1	ZA	265	Total 2034	C 1278	N 354	O 400	S 2	0	0
1	AB	265	Total 2034	C 1278	N 354	O 400	S 2	0	0
1	CB	265	Total 2034	C 1278	N 354	O 400	S 2	0	0
1	DB	265	Total 2034	C 1278	N 354	O 400	S 2	0	0
1	FB	265	Total 2034	C 1278	N 354	O 400	S 2	0	0
1	GB	265	Total 2034	C 1278	N 354	O 400	S 2	0	0
1	HB	265	Total 2034	C 1278	N 354	O 400	S 2	0	0

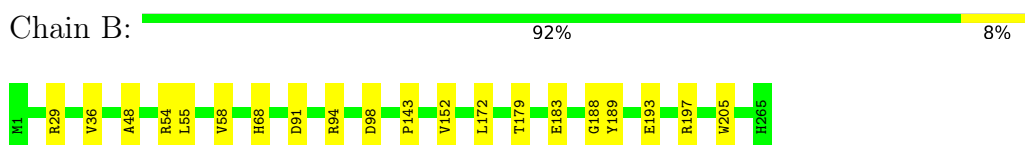
### 3 Residue-property plots

These plots are drawn for all protein, RNA, DNA and oligosaccharide chains in the entry. The first graphic for a chain summarises the proportions of the various outlier classes displayed in the second graphic. The second graphic shows the sequence view annotated by issues in geometry. Residues are color-coded according to the number of geometric quality criteria for which they contain at least one outlier: green = 0, yellow = 1, orange = 2 and red = 3 or more. Stretches of 2 or more consecutive residues without any outlier are shown as a green connector. Residues present in the sample, but not in the model, are shown in grey.

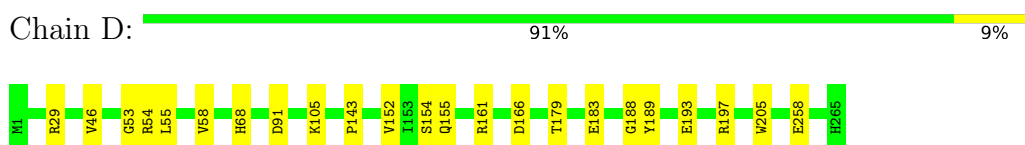
- Molecule 1: Type 1 encapsulin shell protein



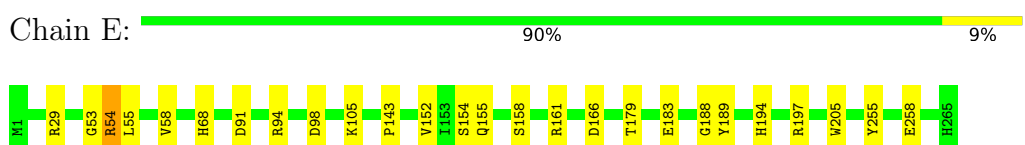
- Molecule 1: Type 1 encapsulin shell protein



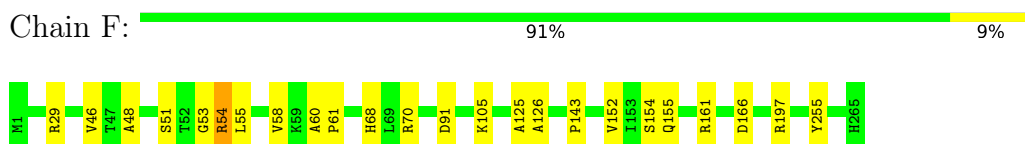
- Molecule 1: Type 1 encapsulin shell protein



- Molecule 1: Type 1 encapsulin shell protein



- Molecule 1: Type 1 encapsulin shell protein

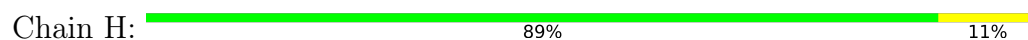


- Molecule 1: Type 1 encapsulin shell protein

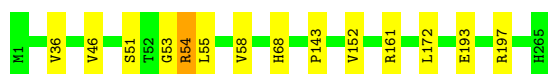




- Molecule 1: Type 1 encapsulin shell protein



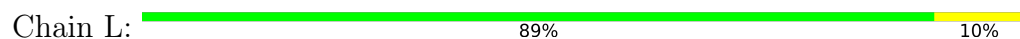
- Molecule 1: Type 1 encapsulin shell protein



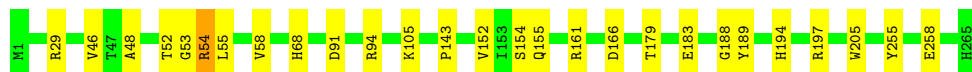
- Molecule 1: Type 1 encapsulin shell protein



- Molecule 1: Type 1 encapsulin shell protein



- Molecule 1: Type 1 encapsulin shell protein



- Molecule 1: Type 1 encapsulin shell protein

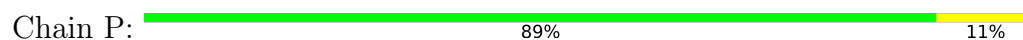


- Molecule 1: Type 1 encapsulin shell protein





- Molecule 1: Type 1 encapsulin shell protein



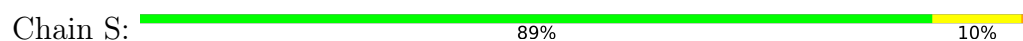
- Molecule 1: Type 1 encapsulin shell protein



- Molecule 1: Type 1 encapsulin shell protein



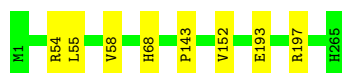
- Molecule 1: Type 1 encapsulin shell protein



- Molecule 1: Type 1 encapsulin shell protein



- Molecule 1: Type 1 encapsulin shell protein

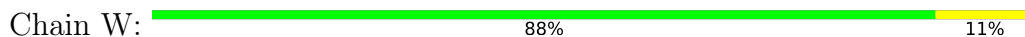


- Molecule 1: Type 1 encapsulin shell protein





- Molecule 1: Type 1 encapsulin shell protein



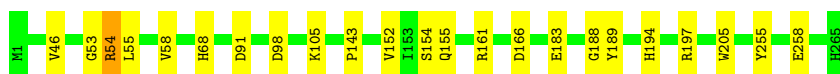
- Molecule 1: Type 1 encapsulin shell protein



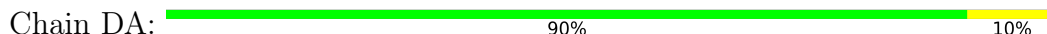
- Molecule 1: Type 1 encapsulin shell protein



- Molecule 1: Type 1 encapsulin shell protein



- Molecule 1: Type 1 encapsulin shell protein



- Molecule 1: Type 1 encapsulin shell protein



- Molecule 1: Type 1 encapsulin shell protein





- Molecule 1: Type 1 encapsulin shell protein

Chain GA:  93%  7%



- Molecule 1: Type 1 encapsulin shell protein

Chain HA:  91%  9%



- Molecule 1: Type 1 encapsulin shell protein

Chain IA:  91%  8%



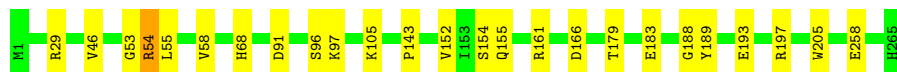
- Molecule 1: Type 1 encapsulin shell protein

Chain JA:  90%  9%



- Molecule 1: Type 1 encapsulin shell protein

Chain KA:  91%  9%



- Molecule 1: Type 1 encapsulin shell protein

Chain LA:  88%  11%



- Molecule 1: Type 1 encapsulin shell protein

Chain MA:  89%  11%



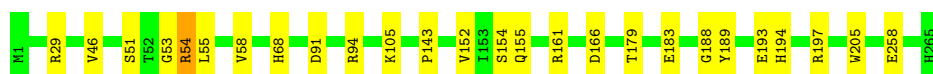
- Molecule 1: Type 1 encapsulin shell protein

Chain NA: 88% 12%



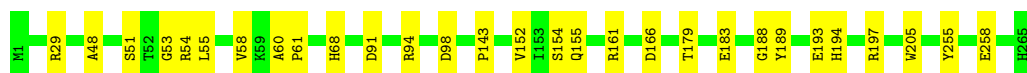
- Molecule 1: Type 1 encapsulin shell protein

Chain OA: 90% 9%



- Molecule 1: Type 1 encapsulin shell protein

Chain PA: 89% 11%



- Molecule 1: Type 1 encapsulin shell protein

Chain QA: 91% 9%



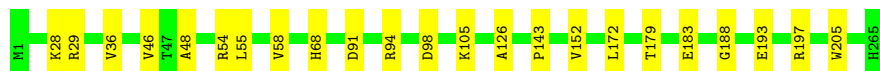
- Molecule 1: Type 1 encapsulin shell protein

Chain SA: 89% 10%



- Molecule 1: Type 1 encapsulin shell protein

Chain TA: 91% 9%



- Molecule 1: Type 1 encapsulin shell protein

Chain UA: 89% 10%



- Molecule 1: Type 1 encapsulin shell protein

Chain VA: 89% 11%



- Molecule 1: Type 1 encapsulin shell protein

Chain WA: 91% 9%



- Molecule 1: Type 1 encapsulin shell protein

Chain XA: 89% 10%



- Molecule 1: Type 1 encapsulin shell protein

Chain YA: 91% 9%



- Molecule 1: Type 1 encapsulin shell protein

Chain ZA: 90% 10%



- Molecule 1: Type 1 encapsulin shell protein

Chain AB: 93% 7%

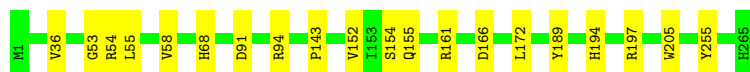


- Molecule 1: Type 1 encapsulin shell protein

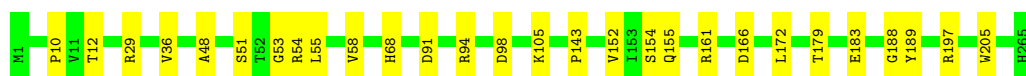
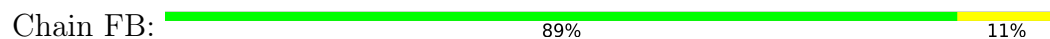
Chain CB: 95% 5%



- Molecule 1: Type 1 encapsulin shell protein



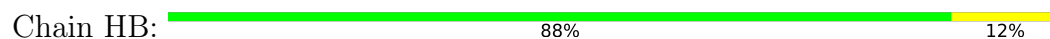
- Molecule 1: Type 1 encapsulin shell protein



- Molecule 1: Type 1 encapsulin shell protein



- Molecule 1: Type 1 encapsulin shell protein



## 4 Experimental information

Property	Value	Source
EM reconstruction method	SINGLE PARTICLE	Depositor
Imposed symmetry	POINT, Not provided	
Number of particles used	6294	Depositor
Resolution determination method	FSC 0.143 CUT-OFF	Depositor
CTF correction method	PHASE FLIPPING AND AMPLITUDE CORRECTION	Depositor
Microscope	FEI TITAN KRIOS	Depositor
Voltage (kV)	300	Depositor
Electron dose ( $e^-/\text{\AA}^2$ )	40	Depositor
Minimum defocus (nm)	700	Depositor
Maximum defocus (nm)	2000	Depositor
Magnification	163000	Depositor
Image detector	GATAN K3 (6k x 4k)	Depositor

## 5 Model quality

### 5.1 Standard geometry

The Z score for a bond length (or angle) is the number of standard deviations the observed value is removed from the expected value. A bond length (or angle) with  $|Z| > 5$  is considered an outlier worth inspection. RMSZ is the root-mean-square of all Z scores of the bond lengths (or angles).

Mol	Chain	Bond lengths		Bond angles	
		RMSZ	$\# Z  > 5$	RMSZ	$\# Z  > 5$
1	A	0.37	0/2074	0.57	0/2828
1	AB	0.37	0/2074	0.57	0/2828
1	B	0.37	0/2074	0.57	0/2828
1	BA	0.37	0/2074	0.57	0/2828
1	CA	0.37	0/2074	0.57	0/2828
1	CB	0.37	0/2074	0.57	0/2828
1	D	0.37	0/2074	0.57	0/2828
1	DA	0.37	0/2074	0.57	0/2828
1	DB	0.37	0/2074	0.57	0/2828
1	E	0.37	0/2074	0.57	0/2828
1	EA	0.37	0/2074	0.56	0/2828
1	F	0.37	0/2074	0.57	0/2828
1	FA	0.37	0/2074	0.57	0/2828
1	FB	0.37	0/2074	0.56	0/2828
1	G	0.37	0/2074	0.57	0/2828
1	GA	0.37	0/2074	0.57	0/2828
1	GB	0.37	0/2074	0.57	0/2828
1	H	0.37	0/2074	0.57	0/2828
1	HA	0.37	0/2074	0.57	0/2828
1	HB	0.37	0/2074	0.57	0/2828
1	I	0.37	0/2074	0.57	0/2828
1	IA	0.37	0/2074	0.57	0/2828
1	JA	0.37	0/2074	0.57	0/2828
1	K	0.37	0/2074	0.57	0/2828
1	KA	0.37	0/2074	0.57	0/2828
1	L	0.37	0/2074	0.57	0/2828
1	LA	0.37	0/2074	0.57	0/2828
1	M	0.37	0/2074	0.57	0/2828
1	MA	0.37	0/2074	0.57	0/2828
1	N	0.37	0/2074	0.57	0/2828
1	NA	0.37	0/2074	0.57	0/2828
1	O	0.37	0/2074	0.57	0/2828
1	OA	0.37	0/2074	0.57	0/2828
1	P	0.37	0/2074	0.57	0/2828

Mol	Chain	Bond lengths		Bond angles	
		RMSZ	# Z  >5	RMSZ	# Z  >5
1	PA	0.37	0/2074	0.57	0/2828
1	Q	0.37	0/2074	0.57	0/2828
1	QA	0.37	0/2074	0.56	0/2828
1	R	0.37	0/2074	0.57	0/2828
1	S	0.37	0/2074	0.57	0/2828
1	SA	0.37	0/2074	0.57	0/2828
1	T	0.37	0/2074	0.57	0/2828
1	TA	0.37	0/2074	0.57	0/2828
1	U	0.37	0/2074	0.57	0/2828
1	UA	0.37	0/2074	0.57	0/2828
1	V	0.37	0/2074	0.57	0/2828
1	VA	0.37	0/2074	0.57	0/2828
1	W	0.37	0/2074	0.57	0/2828
1	WA	0.37	0/2074	0.57	0/2828
1	X	0.37	0/2074	0.57	0/2828
1	XA	0.37	0/2074	0.57	0/2828
1	YA	0.37	0/2074	0.57	0/2828
1	ZA	0.37	0/2074	0.57	0/2828
All	All	0.37	0/107848	0.57	0/147056

There are no bond length outliers.

There are no bond angle outliers.

There are no chirality outliers.

There are no planarity outliers.

## 5.2 Too-close contacts [i](#)

In the following table, the Non-H and H(model) columns list the number of non-hydrogen atoms and hydrogen atoms in the chain respectively. The H(added) column lists the number of hydrogen atoms added and optimized by MolProbity. The Clashes column lists the number of clashes within the asymmetric unit, whereas Symm-Clashes lists symmetry-related clashes.

Mol	Chain	Non-H	H(model)	H(added)	Clashes	Symm-Clashes
1	A	2034	0	2013	58	0
1	AB	2034	0	2013	15	0
1	B	2034	0	2013	24	0
1	BA	2034	0	2013	44	0
1	CA	2034	0	2013	37	0
1	CB	2034	0	2013	12	0
1	D	2034	0	2013	35	0

*Continued on next page...*

*Continued from previous page...*

Mol	Chain	Non-H	H(model)	H(added)	Clashes	Symm-Clashes
1	DA	2034	0	2013	44	0
1	DB	2034	0	2012	34	0
1	E	2034	0	2013	60	0
1	EA	2034	0	2013	59	0
1	F	2034	0	2013	40	0
1	FA	2034	0	2013	49	0
1	FB	2034	0	2013	39	0
1	G	2034	0	2013	30	0
1	GA	2034	0	2013	16	0
1	GB	2034	0	2013	41	0
1	H	2034	0	2013	54	0
1	HA	2034	0	2013	46	0
1	HB	2034	0	2013	57	0
1	I	2034	0	2013	13	0
1	IA	2034	0	2013	33	0
1	JA	2034	0	2013	43	0
1	K	2034	0	2013	35	0
1	KA	2034	0	2013	30	0
1	L	2034	0	2013	66	0
1	LA	2034	0	2013	56	0
1	M	2034	0	2013	43	0
1	MA	2034	0	2013	53	0
1	N	2034	0	2013	48	0
1	NA	2034	0	2013	56	0
1	O	2034	0	2013	25	0
1	OA	2034	0	2013	42	0
1	P	2034	0	2013	52	0
1	PA	2034	0	2013	59	0
1	Q	2034	0	2013	34	0
1	QA	2034	0	2013	62	0
1	R	2034	0	2012	30	0
1	S	2034	0	2013	36	0
1	SA	2034	0	2013	56	0
1	T	2034	0	2013	72	0
1	TA	2034	0	2013	38	0
1	U	2034	0	2013	4	0
1	UA	2034	0	2013	49	0
1	V	2034	0	2013	29	0
1	VA	2034	0	2013	63	0
1	W	2034	0	2013	89	0
1	WA	2034	0	2013	52	0
1	X	2034	0	2013	49	0

*Continued on next page...*

*Continued from previous page...*

Mol	Chain	Non-H	H(model)	H(added)	Clashes	Symm-Clashes
1	XA	2034	0	2013	58	0
1	YA	2034	0	2013	46	0
1	ZA	2034	0	2013	50	0
All	All	105768	0	104674	1211	0

The all-atom clashscore is defined as the number of clashes found per 1000 atoms (including hydrogen atoms). The all-atom clashscore for this structure is 6.

All (1211) close contacts within the same asymmetric unit are listed below, sorted by their clash magnitude.

Atom-1	Atom-2	Interatomic distance (Å)	Clash overlap (Å)
1:R:29:ARG:CD	1:DB:166:ASP:HB3	1.50	1.39
1:W:94:ARG:C	1:QA:46:VAL:HG12	1.54	1.27
1:R:188:GLY:O	1:DB:197:ARG:CD	1.88	1.22
1:EA:166:ASP:HB3	1:VA:29:ARG:CD	1.69	1.22
1:R:188:GLY:O	1:DB:197:ARG:HD2	1.39	1.20
1:EA:161:ARG:NH2	1:VA:179:THR:OG1	1.74	1.20
1:W:94:ARG:O	1:QA:46:VAL:HA	1.41	1.18
1:L:161:ARG:NH2	1:T:179:THR:OG1	1.80	1.14
1:N:161:ARG:NH2	1:TA:179:THR:OG1	1.80	1.13
1:EA:166:ASP:HB3	1:VA:29:ARG:HD2	1.27	1.13
1:SA:179:THR:OG1	1:UA:161:ARG:NH2	1.82	1.12
1:L:154:SER:OG	1:T:183:GLU:HG2	1.49	1.12
1:W:154:SER:OG	1:PA:183:GLU:HG2	1.49	1.11
1:B:183:GLU:HG2	1:QA:154:SER:OG	1.49	1.09
1:R:188:GLY:HA3	1:DB:197:ARG:NH1	1.68	1.09
1:R:29:ARG:HD2	1:DB:166:ASP:HB3	1.34	1.08
1:F:161:ARG:NH2	1:W:179:THR:OG1	1.88	1.06
1:L:166:ASP:HB3	1:T:29:ARG:HD2	1.35	1.06
1:SA:29:ARG:CD	1:UA:166:ASP:HB3	1.85	1.06
1:W:94:ARG:O	1:QA:46:VAL:HG12	1.52	1.05
1:L:166:ASP:HB3	1:T:29:ARG:CD	1.86	1.05
1:N:197:ARG:HD2	1:TA:188:GLY:O	1.55	1.05
1:N:197:ARG:CD	1:TA:188:GLY:O	2.05	1.05
1:F:166:ASP:HB3	1:W:29:ARG:CD	1.86	1.05
1:L:197:ARG:HD2	1:T:188:GLY:O	1.57	1.03
1:R:29:ARG:HD3	1:DB:166:ASP:CB	1.87	1.03
1:R:29:ARG:HD3	1:DB:166:ASP:HB3	1.09	1.03
1:N:166:ASP:HB3	1:TA:29:ARG:CD	1.88	1.03
1:E:166:ASP:HB3	1:WA:29:ARG:HD2	1.39	1.02
1:W:161:ARG:NH2	1:PA:179:THR:OG1	1.91	1.02

*Continued on next page...*

*Continued from previous page...*

Atom-1	Atom-2	Interatomic distance (Å)	Clash overlap (Å)
1:EA:53:GLY:O	1:VA:91:ASP:OD1	1.78	1.02
1:P:161:ARG:NH2	1:LA:179:THR:OG1	1.94	1.01
1:A:29:ARG:HD2	1:X:166:ASP:HB3	1.43	1.00
1:P:166:ASP:HB3	1:LA:29:ARG:CD	1.91	1.00
1:FA:161:ARG:NH2	1:NA:179:THR:OG1	1.93	1.00
1:H:183:GLU:HG2	1:YA:154:SER:OG	1.62	1.00
1:E:161:ARG:NH2	1:WA:179:THR:OG1	1.93	0.99
1:L:155:GLN:HA	1:T:183:GLU:OE2	1.61	0.99
1:FA:166:ASP:HB3	1:NA:29:ARG:HD2	1.45	0.99
1:FA:166:ASP:HB3	1:NA:29:ARG:CD	1.92	0.98
1:F:53:GLY:O	1:W:91:ASP:OD1	1.80	0.98
1:A:183:GLU:HG2	1:X:154:SER:OG	1.62	0.98
1:ZA:161:ARG:NH2	1:HB:179:THR:OG1	1.95	0.98
1:P:166:ASP:HB3	1:LA:29:ARG:HD2	1.46	0.98
1:W:94:ARG:O	1:QA:46:VAL:CA	2.11	0.98
1:W:166:ASP:HB3	1:PA:29:ARG:CD	1.94	0.97
1:R:29:ARG:CD	1:DB:166:ASP:CB	2.42	0.97
1:ZA:166:ASP:HB3	1:HB:29:ARG:CD	1.94	0.97
1:A:179:THR:OG1	1:X:161:ARG:NH2	1.98	0.97
1:H:179:THR:OG1	1:YA:161:ARG:NH2	1.97	0.97
1:E:166:ASP:HB3	1:WA:29:ARG:CD	1.94	0.96
1:EA:197:ARG:HD2	1:VA:188:GLY:O	1.64	0.96
1:HA:189:TYR:CD1	1:XA:197:ARG:HD3	2.00	0.95
1:F:166:ASP:HB3	1:W:29:ARG:HD3	1.48	0.95
1:EA:166:ASP:HB3	1:VA:29:ARG:HD3	1.47	0.95
1:A:29:ARG:CD	1:X:166:ASP:HB3	1.98	0.94
1:E:154:SER:OG	1:WA:183:GLU:HG2	1.66	0.94
1:E:155:GLN:HA	1:WA:183:GLU:OE2	1.68	0.93
1:PA:161:ARG:NH2	1:XA:179:THR:OG1	2.00	0.93
1:R:188:GLY:C	1:DB:197:ARG:HH11	1.71	0.93
1:PA:166:ASP:HB3	1:XA:29:ARG:CD	1.98	0.93
1:ZA:166:ASP:HB3	1:HB:29:ARG:HD2	1.51	0.93
1:W:94:ARG:O	1:QA:46:VAL:CG1	2.17	0.92
1:HA:183:GLU:OE2	1:XA:155:GLN:HA	1.68	0.92
1:SA:29:ARG:HD2	1:UA:166:ASP:HB3	1.50	0.92
1:D:166:ASP:HB3	1:OA:29:ARG:HD2	1.52	0.91
1:HA:189:TYR:CE1	1:XA:197:ARG:HD3	2.04	0.91
1:N:166:ASP:HB3	1:TA:29:ARG:HD2	1.50	0.91
1:R:183:GLU:HG2	1:DB:154:SER:OG	1.69	0.91
1:N:197:ARG:NH1	1:TA:188:GLY:HA3	1.86	0.91
1:D:161:ARG:NH2	1:OA:179:THR:OG1	2.03	0.90

*Continued on next page...*

*Continued from previous page...*

Atom-1	Atom-2	Interatomic distance (Å)	Clash overlap (Å)
1:F:166:ASP:HB3	1:W:29:ARG:HD2	1.53	0.90
1:PA:154:SER:OG	1:XA:183:GLU:HG2	1.71	0.90
1:R:188:GLY:CA	1:DB:197:ARG:NH1	2.33	0.90
1:E:197:ARG:HD2	1:WA:188:GLY:O	1.71	0.90
1:A:183:GLU:OE2	1:X:155:GLN:HA	1.71	0.90
1:H:29:ARG:CD	1:YA:166:ASP:HB3	2.01	0.90
1:P:183:GLU:HG2	1:CA:154:SER:OG	1.72	0.90
1:A:189:TYR:CD1	1:X:197:ARG:HD3	2.06	0.90
1:O:179:THR:OG1	1:Q:161:ARG:NH2	2.04	0.89
1:D:166:ASP:HB3	1:OA:29:ARG:CD	2.02	0.89
1:EA:154:SER:OG	1:VA:183:GLU:HG2	1.71	0.89
1:P:154:SER:OG	1:LA:183:GLU:HG2	1.71	0.89
1:R:188:GLY:HA3	1:DB:197:ARG:HH12	1.35	0.89
1:E:179:THR:OG1	1:G:161:ARG:NH2	2.06	0.88
1:PA:166:ASP:HB3	1:XA:29:ARG:HD2	1.55	0.88
1:E:29:ARG:CD	1:G:166:ASP:HB3	2.04	0.88
1:SA:29:ARG:HD3	1:UA:166:ASP:HB3	1.53	0.88
1:MA:183:GLU:OE2	1:HB:155:GLN:HA	1.74	0.88
1:SA:188:GLY:O	1:UA:197:ARG:HD2	1.72	0.87
1:W:95:GLY:N	1:QA:46:VAL:HG12	1.88	0.87
1:HA:29:ARG:HD2	1:XA:166:ASP:HB3	1.54	0.87
1:F:154:SER:OG	1:W:183:GLU:HG2	1.75	0.87
1:SA:183:GLU:HG2	1:UA:154:SER:OG	1.73	0.87
1:O:29:ARG:CD	1:Q:166:ASP:HB3	2.04	0.87
1:HA:189:TYR:CZ	1:XA:197:ARG:CZ	2.56	0.87
1:N:154:SER:OG	1:TA:183:GLU:HG2	1.74	0.86
1:W:10:PRO:C	1:QA:5:TYR:CE1	2.48	0.86
1:FA:197:ARG:HD2	1:NA:188:GLY:O	1.74	0.86
1:K:29:ARG:HD2	1:MA:166:ASP:HB3	1.58	0.86
1:R:188:GLY:CA	1:DB:197:ARG:HH11	1.87	0.86
1:EA:197:ARG:CD	1:VA:188:GLY:O	2.24	0.86
1:FA:154:SER:OG	1:NA:183:GLU:HG2	1.75	0.86
1:ZA:154:SER:OG	1:HB:183:GLU:HG2	1.76	0.86
1:H:29:ARG:HD2	1:YA:166:ASP:HB3	1.56	0.85
1:FA:155:GLN:HA	1:NA:183:GLU:OE2	1.76	0.85
1:V:166:ASP:HB3	1:DA:29:ARG:HD2	1.57	0.85
1:R:188:GLY:O	1:DB:197:ARG:NH1	2.08	0.85
1:W:166:ASP:HB3	1:PA:29:ARG:HD3	1.55	0.85
1:W:94:ARG:C	1:QA:46:VAL:CG1	2.44	0.85
1:O:29:ARG:HD2	1:Q:166:ASP:HB3	1.59	0.85
1:L:197:ARG:HD3	1:T:189:TYR:CD1	2.11	0.85

*Continued on next page...*

*Continued from previous page...*

Atom-1	Atom-2	Interatomic distance (Å)	Clash overlap (Å)
1:Q:29:ARG:CD	1:AB:166:ASP:HB3	2.06	0.84
1:K:29:ARG:CD	1:MA:166:ASP:HB3	2.08	0.84
1:SA:91:ASP:OD1	1:UA:53:GLY:O	1.94	0.84
1:F:255:TYR:CD1	1:W:98:ASP:HB3	2.13	0.84
1:E:29:ARG:HD2	1:G:166:ASP:HB3	1.58	0.83
1:E:183:GLU:HG2	1:G:154:SER:OG	1.77	0.83
1:D:183:GLU:HG2	1:IA:154:SER:OG	1.78	0.83
1:DA:46:VAL:HA	1:SA:94:ARG:O	1.77	0.83
1:O:183:GLU:HG2	1:Q:154:SER:OG	1.77	0.83
1:ZA:197:ARG:HD2	1:HB:188:GLY:O	1.78	0.83
1:L:183:GLU:HG2	1:VA:154:SER:OG	1.78	0.83
1:R:188:GLY:O	1:DB:197:ARG:HD3	1.79	0.83
1:W:94:ARG:O	1:QA:46:VAL:CB	2.26	0.82
1:P:179:THR:OG1	1:CA:161:ARG:NH2	2.10	0.82
1:BA:154:SER:OG	1:ZA:183:GLU:HG2	1.79	0.82
1:HA:183:GLU:HA	1:XA:154:SER:OG	1.79	0.82
1:H:166:ASP:HB3	1:FA:29:ARG:HD2	1.61	0.82
1:W:166:ASP:HB3	1:PA:29:ARG:HD2	1.59	0.82
1:Q:179:THR:OG1	1:AB:161:ARG:NH2	2.13	0.82
1:SA:188:GLY:O	1:UA:197:ARG:CD	2.28	0.82
1:S:29:ARG:HD2	1:NA:166:ASP:HB3	1.61	0.82
1:P:29:ARG:CD	1:CA:166:ASP:HB3	2.09	0.81
1:M:183:GLU:HG2	1:OA:154:SER:OG	1.80	0.81
1:S:29:ARG:CD	1:NA:166:ASP:HB3	2.10	0.81
1:BA:166:ASP:HB3	1:ZA:29:ARG:HD2	1.63	0.81
1:MA:91:ASP:OD1	1:HB:53:GLY:O	1.99	0.81
1:A:188:GLY:O	1:X:197:ARG:HD2	1.80	0.81
1:N:166:ASP:HB3	1:TA:29:ARG:HD3	1.60	0.81
1:L:154:SER:OG	1:T:183:GLU:CG	2.26	0.81
1:P:29:ARG:HD2	1:CA:166:ASP:HB3	1.60	0.81
1:P:155:GLN:HA	1:LA:183:GLU:OE2	1.81	0.81
1:S:179:THR:OG1	1:NA:161:ARG:NH2	2.14	0.81
1:D:197:ARG:HD2	1:OA:188:GLY:O	1.81	0.80
1:MA:105:LYS:NZ	1:HB:258:GLU:OE2	2.13	0.80
1:CA:91:ASP:OD2	1:SA:54:ARG:NH1	2.15	0.80
1:E:53:GLY:O	1:WA:91:ASP:OD1	2.00	0.80
1:F:48:ALA:HB2	1:QA:51:SER:HB2	1.63	0.79
1:MA:29:ARG:HD2	1:HB:166:ASP:HB3	1.64	0.79
1:H:188:GLY:O	1:YA:197:ARG:HD2	1.82	0.79
1:Q:29:ARG:HD2	1:AB:166:ASP:HB3	1.64	0.79
1:LA:166:ASP:HB3	1:UA:29:ARG:HD2	1.62	0.79

*Continued on next page...*

*Continued from previous page...*

Atom-1	Atom-2	Interatomic distance (Å)	Clash overlap (Å)
1:G:29:ARG:CD	1:FB:166:ASP:HB3	2.13	0.79
1:F:48:ALA:CB	1:QA:51:SER:HB2	2.12	0.79
1:EA:166:ASP:CB	1:VA:29:ARG:CD	2.57	0.79
1:D:29:ARG:HD2	1:IA:166:ASP:HB3	1.63	0.79
1:D:154:SER:OG	1:OA:183:GLU:HG2	1.82	0.79
1:JA:154:SER:OG	1:FB:183:GLU:HG2	1.83	0.79
1:ZA:166:ASP:HB3	1:HB:29:ARG:HD3	1.65	0.78
1:HA:189:TYR:CE1	1:XA:197:ARG:NE	2.52	0.78
1:BA:197:ARG:HD3	1:ZA:189:TYR:CD1	2.19	0.78
1:R:188:GLY:C	1:DB:197:ARG:NH1	2.37	0.78
1:FA:53:GLY:O	1:NA:91:ASP:OD1	2.02	0.78
1:P:197:ARG:HD2	1:LA:188:GLY:O	1.83	0.78
1:HA:189:TYR:CE1	1:XA:197:ARG:CD	2.66	0.78
1:MA:189:TYR:CE1	1:HB:197:ARG:HD3	2.18	0.78
1:L:197:ARG:CD	1:T:188:GLY:O	2.32	0.77
1:EA:166:ASP:CB	1:VA:29:ARG:HD3	2.14	0.77
1:T:46:VAL:HA	1:NA:94:ARG:O	1.82	0.77
1:V:166:ASP:HB3	1:DA:29:ARG:CD	2.15	0.77
1:L:161:ARG:HG2	1:T:205:TRP:CZ2	2.19	0.77
1:P:166:ASP:HB3	1:LA:29:ARG:HD3	1.64	0.77
1:K:154:SER:OG	1:BA:183:GLU:HG2	1.85	0.76
1:O:188:GLY:O	1:Q:197:ARG:HD2	1.84	0.76
1:W:10:PRO:O	1:QA:5:TYR:CE1	2.38	0.76
1:MA:183:GLU:HA	1:HB:154:SER:OG	1.86	0.76
1:PA:166:ASP:HB3	1:XA:29:ARG:HD3	1.67	0.76
1:D:29:ARG:CD	1:IA:166:ASP:HB3	2.14	0.76
1:R:91:ASP:OD1	1:DB:53:GLY:O	2.03	0.76
1:LA:94:ARG:O	1:VA:46:VAL:HA	1.86	0.76
1:M:183:GLU:OE2	1:OA:155:GLN:HA	1.85	0.76
1:K:161:ARG:NH2	1:BA:179:THR:OG1	2.18	0.76
1:BA:155:GLN:HA	1:ZA:183:GLU:OE2	1.86	0.76
1:K:166:ASP:HB3	1:BA:29:ARG:HD2	1.67	0.76
1:A:189:TYR:CZ	1:X:197:ARG:CZ	2.69	0.75
1:K:166:ASP:HB3	1:BA:29:ARG:CD	2.16	0.75
1:DA:46:VAL:HG12	1:SA:94:ARG:C	2.06	0.75
1:B:179:THR:OG1	1:QA:161:ARG:NH2	2.19	0.75
1:HA:188:GLY:HA2	1:XA:194:HIS:ND1	2.01	0.75
1:G:29:ARG:HD2	1:FB:166:ASP:HB3	1.67	0.75
1:N:197:ARG:HD3	1:TA:188:GLY:O	1.85	0.75
1:S:183:GLU:HG2	1:NA:154:SER:OG	1.87	0.75
1:A:205:TRP:CZ2	1:X:161:ARG:HG2	2.21	0.75

*Continued on next page...*

*Continued from previous page...*

Atom-1	Atom-2	Interatomic distance (Å)	Clash overlap (Å)
1:L:166:ASP:HB3	1:T:29:ARG:HD3	1.66	0.75
1:BA:161:ARG:HG2	1:ZA:205:TRP:CZ2	2.22	0.75
1:A:189:TYR:CE1	1:X:197:ARG:NE	2.55	0.74
1:H:166:ASP:HB3	1:FA:29:ARG:CD	2.17	0.74
1:HA:183:GLU:HG2	1:XA:154:SER:OG	1.86	0.74
1:HA:205:TRP:CZ2	1:XA:161:ARG:HG2	2.21	0.74
1:M:205:TRP:CZ2	1:OA:161:ARG:HG2	2.22	0.74
1:V:197:ARG:HD3	1:DA:189:TYR:CD1	2.22	0.74
1:E:197:ARG:HD3	1:WA:189:TYR:CD1	2.21	0.74
1:HA:188:GLY:HA2	1:XA:194:HIS:CE1	2.21	0.74
1:D:179:THR:OG1	1:IA:161:ARG:NH2	2.19	0.74
1:S:154:SER:OG	1:YA:183:GLU:HG2	1.87	0.74
1:HA:29:ARG:CD	1:XA:166:ASP:HB3	2.18	0.74
1:P:53:GLY:O	1:LA:91:ASP:OD1	2.06	0.73
1:W:12:THR:HG22	1:QA:2:ASN:HA	1.70	0.73
1:A:188:GLY:HA2	1:X:194:HIS:CE1	2.22	0.73
1:BA:197:ARG:CZ	1:ZA:189:TYR:CZ	2.71	0.73
1:M:166:ASP:HB3	1:KA:29:ARG:HD2	1.70	0.73
1:V:155:GLN:HA	1:DA:183:GLU:OE2	1.88	0.73
1:LA:258:GLU:OE2	1:UA:105:LYS:NZ	2.22	0.73
1:M:29:ARG:HD2	1:OA:166:ASP:HB3	1.70	0.73
1:EA:255:TYR:CD1	1:VA:98:ASP:HB3	2.24	0.73
1:X:183:GLU:HG2	1:CB:154:SER:OG	1.89	0.73
1:MA:189:TYR:CD1	1:HB:197:ARG:HD3	2.24	0.73
1:H:29:ARG:HD3	1:YA:166:ASP:HB3	1.70	0.72
1:L:53:GLY:O	1:T:91:ASP:OD1	2.08	0.72
1:L:179:THR:OG1	1:VA:161:ARG:NH2	2.20	0.72
1:FA:166:ASP:HB3	1:NA:29:ARG:HD3	1.71	0.72
1:S:161:ARG:HG2	1:YA:205:TRP:CZ2	2.24	0.72
1:R:98:ASP:HB3	1:DB:255:TYR:CD1	2.25	0.72
1:BA:166:ASP:HB3	1:ZA:29:ARG:CD	2.20	0.71
1:L:29:ARG:CD	1:VA:166:ASP:HB3	2.20	0.71
1:V:197:ARG:HD3	1:DA:189:TYR:CE1	2.24	0.71
1:W:12:THR:HG22	1:QA:2:ASN:CA	2.19	0.71
1:K:179:THR:OG1	1:MA:161:ARG:NH2	2.21	0.71
1:JA:166:ASP:HB3	1:FB:29:ARG:HD2	1.73	0.71
1:L:194:HIS:CE1	1:T:188:GLY:HA2	2.26	0.71
1:W:95:GLY:CA	1:QA:46:VAL:HG12	2.21	0.71
1:DA:46:VAL:HG12	1:SA:94:ARG:O	1.90	0.71
1:M:154:SER:OG	1:KA:183:GLU:HG2	1.91	0.70
1:BA:197:ARG:HD3	1:ZA:189:TYR:CE1	2.26	0.70

*Continued on next page...*

*Continued from previous page...*

Atom-1	Atom-2	Interatomic distance (Å)	Clash overlap (Å)
1:PA:94:ARG:O	1:TA:46:VAL:HA	1.90	0.70
1:PA:197:ARG:HD2	1:XA:188:GLY:O	1.91	0.70
1:BA:194:HIS:CE1	1:ZA:188:GLY:HA2	2.26	0.70
1:W:194:HIS:CE1	1:PA:188:GLY:HA2	2.25	0.70
1:V:154:SER:OG	1:DA:183:GLU:HG2	1.91	0.70
1:F:48:ALA:HB2	1:QA:51:SER:CB	2.21	0.70
1:M:189:TYR:CD1	1:OA:197:ARG:HD3	2.26	0.70
1:W:161:ARG:HG2	1:PA:205:TRP:CZ2	2.27	0.70
1:W:12:THR:CG2	1:QA:2:ASN:HA	2.21	0.69
1:SA:98:ASP:HB3	1:UA:255:TYR:CD1	2.26	0.69
1:SA:183:GLU:OE2	1:UA:155:GLN:HA	1.92	0.69
1:T:46:VAL:HG12	1:NA:94:ARG:O	1.92	0.69
1:CA:205:TRP:CZ2	1:SA:161:ARG:HG2	2.26	0.69
1:L:29:ARG:HD2	1:VA:166:ASP:HB3	1.73	0.69
1:E:161:ARG:HG2	1:WA:205:TRP:CZ2	2.27	0.69
1:BA:161:ARG:NH2	1:ZA:179:THR:OG1	2.26	0.69
1:HA:105:LYS:NZ	1:XA:258:GLU:OE2	2.26	0.69
1:R:183:GLU:HG2	1:DB:154:SER:CB	2.22	0.69
1:EA:155:GLN:HA	1:VA:183:GLU:OE2	1.92	0.69
1:L:197:ARG:NE	1:T:189:TYR:CE1	2.61	0.69
1:W:12:THR:HA	1:QA:1:MET:O	1.93	0.69
1:MA:205:TRP:CZ2	1:HB:161:ARG:HG2	2.27	0.69
1:E:188:GLY:O	1:G:197:ARG:HD2	1.93	0.69
1:M:105:LYS:NZ	1:OA:258:GLU:OE2	2.26	0.69
1:W:12:THR:CB	1:QA:1:MET:O	2.41	0.69
1:E:29:ARG:HD3	1:G:166:ASP:HB3	1.76	0.68
1:M:258:GLU:OE2	1:KA:105:LYS:NZ	2.25	0.68
1:JA:161:ARG:HG2	1:FB:205:TRP:CZ2	2.28	0.68
1:G:46:VAL:HA	1:HA:94:ARG:O	1.94	0.68
1:Q:29:ARG:HD3	1:AB:166:ASP:HB3	1.75	0.68
1:T:154:SER:OG	1:GB:183:GLU:HG2	1.93	0.68
1:W:161:ARG:HD2	1:PA:205:TRP:CE2	2.29	0.68
1:F:197:ARG:HD2	1:W:188:GLY:O	1.94	0.68
1:LA:154:SER:OG	1:UA:183:GLU:HG2	1.93	0.68
1:EA:161:ARG:HH21	1:VA:179:THR:HG1	1.38	0.68
1:N:197:ARG:HH11	1:TA:188:GLY:CA	2.07	0.68
1:FA:197:ARG:CD	1:NA:188:GLY:O	2.41	0.67
1:V:161:ARG:NH2	1:DA:179:THR:OG1	2.27	0.67
1:V:197:ARG:CZ	1:DA:189:TYR:CZ	2.77	0.67
1:W:10:PRO:C	1:QA:5:TYR:HE1	1.95	0.67
1:W:197:ARG:HD2	1:PA:188:GLY:O	1.95	0.67

*Continued on next page...*

*Continued from previous page...*

Atom-1	Atom-2	Interatomic distance (Å)	Clash overlap (Å)
1:T:155:GLN:HA	1:GB:183:GLU:OE2	1.94	0.67
1:CA:183:GLU:HG2	1:SA:154:SER:OG	1.94	0.67
1:EA:54:ARG:NH1	1:VA:88:GLU:OE1	2.21	0.67
1:LA:155:GLN:HA	1:UA:183:GLU:OE2	1.93	0.67
1:K:53:GLY:O	1:BA:91:ASP:OD1	2.13	0.67
1:B:205:TRP:CZ2	1:QA:161:ARG:HG2	2.29	0.67
1:E:183:GLU:OE2	1:G:155:GLN:HA	1.95	0.67
1:H:197:ARG:HD3	1:FA:189:TYR:CE1	2.30	0.67
1:JA:166:ASP:HB3	1:FB:29:ARG:CD	2.25	0.67
1:N:29:ARG:HD2	1:DA:166:ASP:HB3	1.76	0.67
1:V:53:GLY:O	1:DA:91:ASP:OD1	2.12	0.66
1:F:126:ALA:HA	1:QA:69:LEU:HD21	1.78	0.66
1:H:183:GLU:OE2	1:YA:155:GLN:HA	1.94	0.66
1:P:197:ARG:HD3	1:LA:189:TYR:CD1	2.30	0.66
1:EA:255:TYR:HD1	1:VA:98:ASP:HB3	1.60	0.66
1:K:183:GLU:HG2	1:MA:154:SER:OG	1.95	0.66
1:W:12:THR:HB	1:QA:1:MET:O	1.95	0.66
1:D:197:ARG:CD	1:OA:188:GLY:O	2.44	0.66
1:O:29:ARG:HD3	1:Q:166:ASP:HB3	1.74	0.66
1:LA:53:GLY:O	1:UA:91:ASP:OD1	2.13	0.66
1:MA:88:GLU:OE1	1:HB:54:ARG:NH1	2.27	0.66
1:E:258:GLU:OE2	1:WA:105:LYS:NZ	2.29	0.66
1:L:46:VAL:HA	1:MA:94:ARG:O	1.95	0.66
1:F:166:ASP:CB	1:W:29:ARG:HD3	2.23	0.66
1:G:91:ASP:OD1	1:FB:53:GLY:O	2.13	0.66
1:N:197:ARG:HH11	1:TA:188:GLY:HA3	1.61	0.66
1:W:10:PRO:O	1:QA:5:TYR:CZ	2.49	0.66
1:LA:197:ARG:HD3	1:UA:189:TYR:CD1	2.30	0.66
1:L:197:ARG:CZ	1:T:189:TYR:CZ	2.79	0.66
1:X:91:ASP:OD2	1:CB:54:ARG:NH1	2.29	0.66
1:LA:197:ARG:HD3	1:UA:189:TYR:CE1	2.31	0.66
1:PA:155:GLN:HA	1:XA:183:GLU:OE2	1.96	0.66
1:A:183:GLU:CG	1:X:154:SER:OG	2.42	0.65
1:H:46:VAL:HG12	1:FB:94:ARG:O	1.96	0.65
1:BA:197:ARG:NE	1:ZA:189:TYR:CE1	2.64	0.65
1:JA:155:GLN:HA	1:FB:183:GLU:OE2	1.95	0.65
1:H:51:SER:HB2	1:JA:48:ALA:HB2	1.78	0.65
1:W:155:GLN:HA	1:PA:183:GLU:OE2	1.96	0.65
1:B:188:GLY:HA2	1:QA:194:HIS:CE1	2.31	0.65
1:N:197:ARG:NH1	1:TA:188:GLY:CA	2.60	0.65
1:LA:166:ASP:HB3	1:UA:29:ARG:CD	2.26	0.65

*Continued on next page...*

*Continued from previous page...*

Atom-1	Atom-2	Interatomic distance (Å)	Clash overlap (Å)
1:ZA:197:ARG:CD	1:HB:188:GLY:O	2.45	0.65
1:B:205:TRP:CE2	1:QA:161:ARG:HD2	2.31	0.65
1:U:197:ARG:HD3	1:AB:189:TYR:CE1	2.31	0.65
1:E:197:ARG:CD	1:WA:188:GLY:O	2.42	0.65
1:H:53:GLY:O	1:FA:91:ASP:OD1	2.14	0.65
1:MA:183:GLU:HG2	1:HB:154:SER:OG	1.96	0.65
1:K:91:ASP:OD1	1:MA:53:GLY:O	2.14	0.65
1:EA:197:ARG:NH1	1:VA:188:GLY:HA3	2.12	0.65
1:M:189:TYR:CE1	1:OA:197:ARG:HD3	2.30	0.65
1:E:166:ASP:HB3	1:WA:29:ARG:HD3	1.79	0.65
1:EA:205:TRP:CZ2	1:GB:161:ARG:HG2	2.31	0.65
1:LA:161:ARG:HG2	1:UA:205:TRP:CZ2	2.31	0.65
1:F:255:TYR:HD1	1:W:98:ASP:HB3	1.60	0.65
1:V:161:ARG:HG2	1:DA:205:TRP:CZ2	2.32	0.65
1:W:166:ASP:CB	1:PA:29:ARG:HD3	2.25	0.65
1:HA:188:GLY:CA	1:XA:194:HIS:CE1	2.80	0.65
1:M:189:TYR:CZ	1:OA:197:ARG:CZ	2.80	0.64
1:T:1:MET:O	1:NA:12:THR:HB	1.97	0.64
1:SA:29:ARG:HD3	1:UA:166:ASP:CB	2.26	0.64
1:M:161:ARG:HG2	1:KA:205:TRP:CZ2	2.33	0.64
1:N:183:GLU:HG2	1:DA:154:SER:OG	1.95	0.64
1:EA:70:ARG:CZ	1:VA:94:ARG:HD2	2.28	0.64
1:N:53:GLY:O	1:TA:91:ASP:OD1	2.15	0.64
1:A:29:ARG:HD3	1:X:166:ASP:HB3	1.80	0.64
1:M:188:GLY:HA2	1:OA:194:HIS:CE1	2.33	0.64
1:HA:189:TYR:CZ	1:XA:197:ARG:NE	2.64	0.64
1:ZA:155:GLN:HA	1:HB:183:GLU:OE2	1.98	0.64
1:A:183:GLU:HA	1:X:154:SER:OG	1.98	0.64
1:H:197:ARG:HD3	1:FA:189:TYR:CD1	2.32	0.64
1:A:154:SER:OG	1:GA:183:GLU:HG2	1.97	0.64
1:L:166:ASP:CB	1:T:29:ARG:CD	2.70	0.64
1:O:188:GLY:O	1:Q:197:ARG:CD	2.46	0.64
1:Q:183:GLU:HG2	1:AB:154:SER:OG	1.97	0.64
1:HA:179:THR:OG1	1:XA:161:ARG:NH2	2.27	0.64
1:E:154:SER:OG	1:WA:183:GLU:CG	2.44	0.63
1:BA:258:GLU:OE2	1:ZA:105:LYS:NZ	2.31	0.63
1:SA:188:GLY:HA3	1:UA:197:ARG:NH1	2.13	0.63
1:HA:91:ASP:OD1	1:XA:53:GLY:O	2.16	0.63
1:E:54:ARG:NH1	1:WA:88:GLU:OE1	2.31	0.63
1:M:53:GLY:O	1:KA:91:ASP:OD1	2.15	0.63
1:G:179:THR:OG1	1:FB:161:ARG:NH2	2.25	0.63

*Continued on next page...*

*Continued from previous page...*

Atom-1	Atom-2	Interatomic distance (Å)	Clash overlap (Å)
1:IA:183:GLU:HG2	1:KA:154:SER:OG	1.98	0.63
1:JA:12:THR:HB	1:GB:1:MET:O	1.99	0.63
1:D:205:TRP:CZ2	1:IA:161:ARG:HG2	2.33	0.63
1:HA:189:TYR:OH	1:XA:197:ARG:NH2	2.31	0.63
1:F:197:ARG:CD	1:W:188:GLY:O	2.47	0.63
1:P:183:GLU:OE2	1:CA:155:GLN:HA	1.98	0.63
1:T:161:ARG:HG2	1:GB:205:TRP:CZ2	2.34	0.63
1:IA:29:ARG:HD2	1:KA:166:ASP:HB3	1.81	0.63
1:A:189:TYR:CE1	1:X:197:ARG:HD3	2.34	0.62
1:M:166:ASP:HB3	1:KA:29:ARG:CD	2.29	0.62
1:L:161:ARG:HD2	1:T:205:TRP:NE1	2.13	0.62
1:CA:188:GLY:HA2	1:SA:194:HIS:CE1	2.34	0.62
1:H:155:GLN:HA	1:FA:183:GLU:OE2	1.98	0.62
1:H:205:TRP:CZ2	1:YA:161:ARG:HG2	2.34	0.62
1:L:161:ARG:CG	1:T:205:TRP:CZ2	2.81	0.62
1:W:53:GLY:O	1:PA:91:ASP:OD1	2.17	0.62
1:FA:197:ARG:HD3	1:NA:189:TYR:CD1	2.34	0.62
1:PA:53:GLY:O	1:XA:91:ASP:OD1	2.17	0.62
1:L:154:SER:OG	1:T:183:GLU:HA	1.99	0.62
1:P:205:TRP:CZ2	1:CA:161:ARG:HG2	2.33	0.62
1:A:105:LYS:NZ	1:X:258:GLU:OE2	2.32	0.62
1:W:154:SER:OG	1:PA:183:GLU:CG	2.37	0.62
1:D:91:ASP:OD1	1:IA:53:GLY:O	2.18	0.62
1:K:94:ARG:O	1:CA:46:VAL:HA	1.99	0.62
1:Q:91:ASP:OD1	1:AB:53:GLY:O	2.18	0.62
1:A:188:GLY:HA2	1:X:194:HIS:ND1	2.15	0.62
1:L:258:GLU:OE2	1:T:105:LYS:NZ	2.33	0.62
1:W:255:TYR:CD1	1:PA:98:ASP:HB3	2.34	0.62
1:JA:53:GLY:O	1:FB:91:ASP:OD1	2.17	0.61
1:L:197:ARG:HH11	1:T:188:GLY:C	2.01	0.61
1:S:91:ASP:OD1	1:NA:53:GLY:O	2.18	0.61
1:K:29:ARG:HD3	1:MA:166:ASP:HB3	1.82	0.61
1:K:183:GLU:OE2	1:MA:155:GLN:HA	2.00	0.61
1:A:91:ASP:OD1	1:X:53:GLY:O	2.17	0.61
1:N:189:TYR:CD1	1:DA:197:ARG:HD3	2.35	0.61
1:P:91:ASP:OD1	1:CA:53:GLY:O	2.18	0.61
1:JA:94:ARG:O	1:GB:46:VAL:HA	2.00	0.61
1:P:188:GLY:O	1:CA:197:ARG:HD2	2.00	0.61
1:W:161:ARG:CG	1:PA:205:TRP:CZ2	2.83	0.61
1:K:189:TYR:CD1	1:MA:197:ARG:HD3	2.36	0.61
1:M:29:ARG:CD	1:OA:166:ASP:HB3	2.30	0.61

*Continued on next page...*

*Continued from previous page...*

Atom-1	Atom-2	Interatomic distance (Å)	Clash overlap (Å)
1:N:197:ARG:HH11	1:TA:188:GLY:C	2.03	0.61
1:H:154:SER:OG	1:FA:183:GLU:HG2	2.00	0.61
1:B:91:ASP:OD2	1:QA:54:ARG:NH1	2.34	0.60
1:D:166:ASP:HB3	1:OA:29:ARG:HD3	1.80	0.60
1:N:189:TYR:CE1	1:DA:197:ARG:HD3	2.36	0.60
1:S:188:GLY:O	1:NA:197:ARG:HD2	2.01	0.60
1:EA:183:GLU:HG2	1:GB:154:SER:OG	2.01	0.60
1:L:166:ASP:CB	1:T:29:ARG:HD3	2.30	0.60
1:LA:94:ARG:O	1:VA:46:VAL:HG12	2.02	0.60
1:L:183:GLU:OE2	1:VA:155:GLN:HA	2.01	0.60
1:BA:53:GLY:O	1:ZA:91:ASP:OD1	2.19	0.60
1:E:161:ARG:HH21	1:WA:179:THR:HG1	1.46	0.60
1:F:70:ARG:CZ	1:W:94:ARG:HD2	2.31	0.60
1:N:29:ARG:CD	1:DA:166:ASP:HB3	2.31	0.60
1:E:154:SER:OG	1:WA:183:GLU:HA	2.01	0.60
1:P:29:ARG:HD3	1:CA:166:ASP:HB3	1.82	0.60
1:W:197:ARG:HD3	1:PA:189:TYR:CD1	2.36	0.60
1:N:197:ARG:HH12	1:TA:188:GLY:HA3	1.64	0.60
1:JA:10:PRO:HB3	1:GB:8:LEU:CD1	2.31	0.60
1:W:95:GLY:HA3	1:QA:46:VAL:HG12	1.84	0.60
1:JA:161:ARG:NH2	1:FB:179:THR:OG1	2.31	0.60
1:M:179:THR:OG1	1:OA:161:ARG:NH2	2.33	0.60
1:O:70:ARG:NH1	1:V:45:PRO:O	2.29	0.60
1:S:155:GLN:HA	1:YA:183:GLU:OE2	2.02	0.60
1:F:51:SER:CB	1:QA:46:VAL:O	2.50	0.60
1:G:29:ARG:HD3	1:FB:166:ASP:HB3	1.83	0.59
1:H:189:TYR:CD1	1:YA:197:ARG:HD3	2.37	0.59
1:N:183:GLU:OE2	1:DA:155:GLN:HA	2.02	0.59
1:V:258:GLU:OE2	1:DA:105:LYS:NZ	2.34	0.59
1:A:166:ASP:HB3	1:GA:29:ARG:HD2	1.84	0.59
1:Q:188:GLY:O	1:AB:197:ARG:HD2	2.02	0.59
1:R:183:GLU:CG	1:DB:154:SER:OG	2.46	0.59
1:L:154:SER:OG	1:T:183:GLU:CB	2.50	0.59
1:T:197:ARG:HD3	1:GB:189:TYR:CE1	2.37	0.59
1:JA:197:ARG:HD3	1:FB:189:TYR:CD1	2.37	0.59
1:T:8:LEU:CD1	1:NA:10:PRO:HB3	2.32	0.59
1:OA:46:VAL:HA	1:UA:94:ARG:O	2.03	0.59
1:ZA:197:ARG:HD3	1:HB:189:TYR:CD1	2.37	0.59
1:S:53:GLY:O	1:YA:91:ASP:OD1	2.20	0.59
1:S:258:GLU:OE2	1:YA:105:LYS:NZ	2.35	0.59
1:JA:194:HIS:CE1	1:FB:188:GLY:HA2	2.37	0.59

*Continued on next page...*

*Continued from previous page...*

Atom-1	Atom-2	Interatomic distance (Å)	Clash overlap (Å)
1:MA:189:TYR:CZ	1:HB:197:ARG:CZ	2.85	0.59
1:D:155:GLN:HA	1:OA:183:GLU:OE2	2.03	0.59
1:S:29:ARG:HD3	1:NA:166:ASP:HB3	1.84	0.59
1:E:91:ASP:OD1	1:G:53:GLY:O	2.21	0.59
1:E:189:TYR:CD1	1:G:197:ARG:HD3	2.38	0.59
1:H:94:ARG:O	1:GA:46:VAL:HA	2.03	0.59
1:N:155:GLN:HA	1:TA:183:GLU:OE2	2.03	0.59
1:V:194:HIS:CE1	1:DA:188:GLY:HA2	2.38	0.59
1:V:197:ARG:NE	1:DA:189:TYR:CE1	2.71	0.59
1:I:46:VAL:HA	1:YA:94:ARG:O	2.04	0.58
1:S:183:GLU:OE2	1:NA:155:GLN:HA	2.03	0.58
1:FA:161:ARG:HH21	1:NA:179:THR:HG1	1.45	0.58
1:V:154:SER:OG	1:DA:183:GLU:HA	2.03	0.58
1:PA:197:ARG:HD3	1:XA:189:TYR:CD1	2.39	0.58
1:MA:29:ARG:CD	1:HB:166:ASP:HB3	2.32	0.58
1:E:94:ARG:O	1:XA:46:VAL:HA	2.04	0.58
1:M:91:ASP:OD1	1:OA:53:GLY:O	2.21	0.58
1:BA:154:SER:OG	1:ZA:183:GLU:HA	2.03	0.58
1:CA:189:TYR:CZ	1:SA:197:ARG:CZ	2.87	0.58
1:P:161:ARG:HG2	1:LA:205:TRP:CZ2	2.38	0.58
1:BA:197:ARG:CD	1:ZA:189:TYR:CE1	2.87	0.58
1:A:179:THR:HG1	1:X:161:ARG:HH21	1.49	0.58
1:H:188:GLY:O	1:YA:197:ARG:CD	2.50	0.58
1:L:205:TRP:CZ2	1:VA:161:ARG:HG2	2.38	0.58
1:JA:197:ARG:CZ	1:FB:189:TYR:CZ	2.87	0.58
1:PA:94:ARG:C	1:TA:46:VAL:HG12	2.23	0.58
1:PA:161:ARG:HG2	1:XA:205:TRP:CZ2	2.39	0.58
1:M:183:GLU:HA	1:OA:154:SER:OG	2.04	0.57
1:A:258:GLU:OE2	1:GA:105:LYS:NZ	2.37	0.57
1:I:46:VAL:HG12	1:YA:94:ARG:O	2.04	0.57
1:T:46:VAL:HG12	1:NA:94:ARG:C	2.25	0.57
1:A:46:VAL:HA	1:G:94:ARG:O	2.04	0.57
1:W:197:ARG:NE	1:PA:189:TYR:CE1	2.72	0.57
1:A:189:TYR:CE1	1:X:197:ARG:CD	2.87	0.57
1:D:183:GLU:OE2	1:IA:155:GLN:HA	2.04	0.57
1:T:258:GLU:OE2	1:GB:105:LYS:NZ	2.38	0.57
1:EA:189:TYR:CE1	1:GB:197:ARG:HD3	2.40	0.57
1:B:29:ARG:CD	1:QA:166:ASP:HB3	2.35	0.57
1:L:161:ARG:HD2	1:T:205:TRP:CE2	2.39	0.57
1:P:189:TYR:CD1	1:CA:197:ARG:HD3	2.39	0.57
1:PA:94:ARG:O	1:TA:46:VAL:HG12	2.04	0.57

*Continued on next page...*

*Continued from previous page...*

Atom-1	Atom-2	Interatomic distance (Å)	Clash overlap (Å)
1:M:161:ARG:NH2	1:KA:179:THR:OG1	2.36	0.57
1:JA:10:PRO:HA	1:GB:8:LEU:HD11	1.87	0.57
1:D:29:ARG:HD3	1:IA:166:ASP:HB3	1.87	0.57
1:D:53:GLY:O	1:OA:91:ASP:OD1	2.22	0.57
1:H:197:ARG:CZ	1:FA:189:TYR:CZ	2.87	0.57
1:S:54:ARG:NH1	1:YA:91:ASP:OD2	2.38	0.57
1:W:12:THR:CA	1:QA:1:MET:O	2.52	0.57
1:V:197:ARG:CD	1:DA:189:TYR:CE1	2.88	0.57
1:W:197:ARG:CZ	1:PA:189:TYR:CZ	2.87	0.57
1:H:161:ARG:HG2	1:FA:205:TRP:CZ2	2.40	0.56
1:MA:189:TYR:CE1	1:HB:197:ARG:CD	2.87	0.56
1:L:154:SER:CB	1:T:183:GLU:HG2	2.35	0.56
1:G:183:GLU:HG2	1:FB:154:SER:OG	2.05	0.56
1:N:205:TRP:CZ2	1:DA:161:ARG:HG2	2.41	0.56
1:P:166:ASP:CB	1:LA:29:ARG:HD3	2.33	0.56
1:T:197:ARG:HD3	1:GB:189:TYR:CD1	2.41	0.56
1:K:189:TYR:CE1	1:MA:197:ARG:HD3	2.41	0.56
1:O:94:ARG:O	1:SA:46:VAL:HA	2.06	0.56
1:P:255:TYR:CD1	1:LA:98:ASP:HB3	2.40	0.56
1:LA:197:ARG:CZ	1:UA:189:TYR:CZ	2.88	0.56
1:B:94:ARG:O	1:F:46:VAL:HA	2.06	0.56
1:K:166:ASP:HB3	1:BA:29:ARG:HD3	1.88	0.56
1:A:189:TYR:CZ	1:X:197:ARG:NE	2.74	0.56
1:A:205:TRP:CZ2	1:X:161:ARG:CG	2.87	0.56
1:D:46:VAL:HA	1:TA:94:ARG:O	2.04	0.56
1:D:105:LYS:NZ	1:IA:258:GLU:OE2	2.39	0.56
1:P:154:SER:OG	1:LA:183:GLU:CG	2.52	0.56
1:BA:194:HIS:ND1	1:ZA:188:GLY:HA2	2.20	0.56
1:HA:205:TRP:CD1	1:XA:161:ARG:HD2	2.41	0.56
1:KA:46:VAL:HA	1:WA:94:ARG:O	2.05	0.56
1:EA:94:ARG:O	1:WA:46:VAL:HA	2.06	0.56
1:B:183:GLU:OE2	1:QA:155:GLN:HA	2.06	0.56
1:E:166:ASP:CB	1:WA:29:ARG:CD	2.79	0.56
1:F:48:ALA:HB3	1:QA:51:SER:HB2	1.88	0.56
1:FA:161:ARG:HG2	1:NA:205:TRP:CZ2	2.41	0.56
1:H:91:ASP:OD1	1:YA:53:GLY:O	2.23	0.56
1:H:161:ARG:NH2	1:FA:179:THR:OG1	2.31	0.56
1:NA:48:ALA:HB2	1:ZA:51:SER:HB2	1.88	0.56
1:N:166:ASP:CB	1:TA:29:ARG:HD3	2.33	0.56
1:P:197:ARG:CD	1:LA:188:GLY:O	2.53	0.56
1:R:29:ARG:HD3	1:DB:166:ASP:CA	2.35	0.56

*Continued on next page...*

*Continued from previous page...*

Atom-1	Atom-2	Interatomic distance (Å)	Clash overlap (Å)
1:S:194:HIS:CD2	1:YA:188:GLY:HA2	2.40	0.56
1:X:179:THR:OG1	1:CB:161:ARG:NH2	2.38	0.56
1:EA:161:ARG:NH2	1:VA:179:THR:CB	2.68	0.56
1:E:205:TRP:CZ2	1:G:161:ARG:HG2	2.42	0.55
1:EA:154:SER:OG	1:VA:183:GLU:CG	2.51	0.55
1:FA:54:ARG:NH1	1:NA:88:GLU:OE1	2.35	0.55
1:JA:197:ARG:HD3	1:FB:189:TYR:CE1	2.41	0.55
1:JA:258:GLU:OE2	1:FB:105:LYS:NZ	2.39	0.55
1:M:189:TYR:CE1	1:OA:197:ARG:NE	2.74	0.55
1:W:86:ARG:NH2	1:QA:5:TYR:CD2	2.73	0.55
1:FA:161:ARG:NH2	1:NA:179:THR:HA	2.21	0.55
1:W:197:ARG:NH1	1:PA:188:GLY:O	2.30	0.55
1:IA:29:ARG:CD	1:KA:166:ASP:HB3	2.36	0.55
1:E:194:HIS:CE1	1:WA:188:GLY:HA2	2.42	0.55
1:M:155:GLN:HA	1:KA:183:GLU:OE2	2.06	0.55
1:D:189:TYR:CD1	1:IA:197:ARG:HD3	2.42	0.55
1:H:46:VAL:HA	1:FB:94:ARG:O	2.07	0.55
1:W:95:GLY:HA3	1:QA:46:VAL:CG1	2.37	0.55
1:CA:205:TRP:CE2	1:SA:161:ARG:HD2	2.42	0.55
1:ZA:53:GLY:O	1:HB:91:ASP:OD1	2.24	0.55
1:P:105:LYS:NZ	1:CA:258:GLU:OE2	2.40	0.55
1:P:161:ARG:HH21	1:LA:179:THR:HG1	1.47	0.55
1:FA:154:SER:OG	1:NA:183:GLU:CG	2.53	0.55
1:A:205:TRP:NE1	1:X:161:ARG:HD2	2.22	0.55
1:W:161:ARG:HD2	1:PA:205:TRP:NE1	2.22	0.55
1:N:94:ARG:O	1:UA:46:VAL:HA	2.08	0.54
1:W:10:PRO:CA	1:QA:5:TYR:CE1	2.90	0.54
1:ZA:166:ASP:CB	1:HB:29:ARG:HD3	2.36	0.54
1:B:29:ARG:HD3	1:QA:166:ASP:HB3	1.89	0.54
1:M:54:ARG:NH1	1:KA:91:ASP:OD2	2.40	0.54
1:N:189:TYR:CZ	1:DA:197:ARG:CZ	2.90	0.54
1:EA:197:ARG:HH11	1:VA:188:GLY:C	2.11	0.54
1:LA:161:ARG:NH2	1:UA:179:THR:OG1	2.34	0.54
1:H:258:GLU:OE2	1:FA:105:LYS:NZ	2.41	0.54
1:L:161:ARG:NH2	1:T:179:THR:HG1	2.03	0.54
1:IA:105:LYS:NZ	1:KA:258:GLU:OE2	2.41	0.54
1:F:155:GLN:HA	1:W:183:GLU:OE2	2.07	0.54
1:L:29:ARG:HD3	1:VA:166:ASP:HB3	1.89	0.54
1:L:158:SER:OG	1:T:179:THR:HG23	2.08	0.54
1:T:166:ASP:HB3	1:GB:29:ARG:HD2	1.88	0.54
1:FA:154:SER:OG	1:NA:183:GLU:HA	2.08	0.54

*Continued on next page...*

*Continued from previous page...*

Atom-1	Atom-2	Interatomic distance (Å)	Clash overlap (Å)
1:L:161:ARG:HD2	1:T:205:TRP:CD1	2.42	0.54
1:M:52:THR:O	1:KA:96:SER:HB2	2.08	0.54
1:E:197:ARG:NE	1:WA:189:TYR:CE1	2.76	0.54
1:R:29:ARG:HD2	1:DB:166:ASP:CB	2.23	0.54
1:X:29:ARG:CD	1:CB:166:ASP:HB3	2.38	0.54
1:EA:188:GLY:HA2	1:GB:194:HIS:CE1	2.43	0.54
1:L:166:ASP:N	1:T:29:ARG:HD3	2.23	0.54
1:LA:154:SER:OG	1:UA:183:GLU:HA	2.08	0.54
1:Q:126:ALA:HA	1:SA:69:LEU:HD21	1.90	0.53
1:W:10:PRO:HB3	1:QA:8:LEU:HD12	1.90	0.53
1:EA:189:TYR:CZ	1:GB:197:ARG:CZ	2.91	0.53
1:FA:255:TYR:CD1	1:NA:98:ASP:HB3	2.42	0.53
1:A:205:TRP:CE2	1:X:161:ARG:HD2	2.43	0.53
1:O:48:ALA:HB2	1:V:51:SER:HB2	1.90	0.53
1:FA:166:ASP:CB	1:NA:29:ARG:HD3	2.38	0.53
1:P:94:ARG:O	1:MA:46:VAL:HA	2.08	0.53
1:X:29:ARG:HD2	1:CB:166:ASP:HB3	1.90	0.53
1:IA:205:TRP:CZ2	1:KA:161:ARG:HG2	2.43	0.53
1:A:161:ARG:HG2	1:GA:205:TRP:CZ2	2.43	0.53
1:A:188:GLY:CA	1:X:194:HIS:CE1	2.91	0.53
1:H:188:GLY:HA2	1:YA:194:HIS:CE1	2.43	0.53
1:K:258:GLU:OE2	1:BA:105:LYS:NZ	2.42	0.53
1:L:194:HIS:ND1	1:T:188:GLY:HA2	2.22	0.53
1:K:197:ARG:HD2	1:BA:188:GLY:O	2.09	0.53
1:L:51:SER:HB2	1:HB:48:ALA:HB2	1.89	0.53
1:L:255:TYR:CD1	1:T:98:ASP:HB3	2.42	0.53
1:BA:194:HIS:CE1	1:ZA:188:GLY:CA	2.91	0.53
1:JA:12:THR:HA	1:GB:1:MET:HG3	1.91	0.53
1:LA:48:ALA:HB2	1:OA:51:SER:HB2	1.90	0.53
1:LA:94:ARG:C	1:VA:46:VAL:HG12	2.29	0.53
1:E:197:ARG:CZ	1:WA:189:TYR:CZ	2.91	0.53
1:SA:179:THR:HG1	1:UA:161:ARG:HH21	1.43	0.53
1:H:183:GLU:CG	1:YA:154:SER:OG	2.47	0.53
1:FA:166:ASP:CB	1:NA:29:ARG:CD	2.80	0.53
1:W:166:ASP:CA	1:PA:29:ARG:HD3	2.39	0.53
1:MA:188:GLY:HA2	1:HB:194:HIS:CE1	2.44	0.53
1:SA:183:GLU:CG	1:UA:154:SER:OG	2.53	0.53
1:F:54:ARG:HH12	1:W:88:GLU:CD	2.10	0.52
1:Q:48:ALA:HB2	1:SA:51:SER:HB2	1.91	0.52
1:EA:258:GLU:OE2	1:VA:105:LYS:NZ	2.42	0.52
1:LA:52:THR:O	1:UA:96:SER:HB2	2.09	0.52

*Continued on next page...*

*Continued from previous page...*

Atom-1	Atom-2	Interatomic distance (Å)	Clash overlap (Å)
1:S:166:ASP:HB3	1:YA:29:ARG:HD2	1.91	0.52
1:BA:197:ARG:NH2	1:ZA:189:TYR:OH	2.41	0.52
1:K:54:ARG:NH1	1:BA:91:ASP:OD2	2.42	0.52
1:O:91:ASP:OD2	1:Q:54:ARG:NH1	2.43	0.52
1:P:194:HIS:CE1	1:LA:188:GLY:HA2	2.44	0.52
1:S:197:ARG:CZ	1:YA:189:TYR:CZ	2.93	0.52
1:SA:188:GLY:O	1:UA:197:ARG:HD3	2.09	0.52
1:M:197:ARG:HD3	1:KA:189:TYR:CD1	2.45	0.52
1:W:94:ARG:HA	1:QA:45:PRO:HB2	1.91	0.52
1:A:29:ARG:CD	1:X:166:ASP:CB	2.81	0.52
1:W:90:ASP:HB3	1:QA:3:ASN:ND2	2.24	0.52
1:A:54:ARG:NH1	1:GA:91:ASP:OD2	2.43	0.52
1:K:189:TYR:CZ	1:MA:197:ARG:CZ	2.92	0.52
1:S:197:ARG:HD3	1:YA:189:TYR:CE1	2.45	0.52
1:MA:205:TRP:CE2	1:HB:161:ARG:HG2	2.45	0.52
1:K:205:TRP:CZ2	1:MA:161:ARG:HG2	2.44	0.52
1:L:188:GLY:O	1:VA:197:ARG:HD2	2.10	0.52
1:T:8:LEU:HD12	1:NA:10:PRO:HB3	1.91	0.52
1:SA:98:ASP:HB3	1:UA:255:TYR:HD1	1.73	0.52
1:E:161:ARG:NH2	1:WA:179:THR:HA	2.25	0.52
1:H:8:LEU:CD1	1:FB:10:PRO:HB3	2.39	0.52
1:T:154:SER:OG	1:GB:183:GLU:HA	2.09	0.52
1:PA:166:ASP:CB	1:XA:29:ARG:HD3	2.38	0.52
1:E:161:ARG:CG	1:WA:205:TRP:CZ2	2.93	0.52
1:F:91:ASP:OD1	1:HA:53:GLY:O	2.28	0.52
1:K:161:ARG:HG2	1:BA:205:TRP:CZ2	2.45	0.51
1:IA:91:ASP:OD2	1:KA:54:ARG:NH1	2.42	0.51
1:MA:96:SER:HB2	1:HB:52:THR:O	2.10	0.51
1:A:29:ARG:HD3	1:X:166:ASP:N	2.25	0.51
1:V:194:HIS:ND1	1:DA:188:GLY:HA2	2.26	0.51
1:HA:29:ARG:HD3	1:XA:166:ASP:N	2.25	0.51
1:N:179:THR:OG1	1:DA:161:ARG:NH2	2.36	0.51
1:D:91:ASP:OD2	1:IA:54:ARG:NH1	2.41	0.51
1:E:166:ASP:N	1:WA:29:ARG:HD3	2.26	0.51
1:L:189:TYR:CD1	1:VA:197:ARG:HD3	2.45	0.51
1:X:205:TRP:CZ2	1:CB:161:ARG:HG2	2.45	0.51
1:R:98:ASP:HB3	1:DB:255:TYR:HD1	1.71	0.51
1:CA:98:ASP:HB3	1:SA:255:TYR:HA	1.93	0.51
1:MA:188:GLY:HA2	1:HB:194:HIS:ND1	2.25	0.51
1:A:205:TRP:CD1	1:X:161:ARG:HD2	2.46	0.51
1:B:205:TRP:CZ2	1:QA:161:ARG:CG	2.92	0.51

*Continued on next page...*

*Continued from previous page...*

Atom-1	Atom-2	Interatomic distance (Å)	Clash overlap (Å)
1:I:51:SER:HB2	1:S:48:ALA:HB2	1.93	0.51
1:EA:166:ASP:CA	1:VA:29:ARG:HD3	2.41	0.51
1:L:197:ARG:NH1	1:T:188:GLY:HA3	2.26	0.51
1:EA:161:ARG:HG2	1:VA:205:TRP:CZ2	2.46	0.51
1:JA:10:PRO:CA	1:GB:8:LEU:HD11	2.40	0.51
1:M:189:TYR:CE1	1:OA:197:ARG:CD	2.93	0.51
1:MA:205:TRP:CD1	1:HB:161:ARG:HD2	2.46	0.51
1:WA:48:ALA:HB2	1:GB:51:SER:HB2	1.93	0.51
1:PA:194:HIS:CE1	1:XA:188:GLY:HA2	2.46	0.51
1:E:161:ARG:HD2	1:WA:205:TRP:NE1	2.26	0.50
1:I:46:VAL:HG12	1:YA:94:ARG:C	2.32	0.50
1:P:154:SER:OG	1:LA:183:GLU:HA	2.11	0.50
1:H:154:SER:OG	1:FA:183:GLU:HA	2.10	0.50
1:H:205:TRP:CE2	1:YA:161:ARG:HD2	2.47	0.50
1:M:188:GLY:HA2	1:OA:194:HIS:ND1	2.26	0.50
1:D:197:ARG:HD3	1:OA:189:TYR:CD1	2.46	0.50
1:D:258:GLU:OE2	1:OA:105:LYS:NZ	2.44	0.50
1:F:91:ASP:OD2	1:HA:54:ARG:NH1	2.44	0.50
1:T:94:ARG:O	1:HB:46:VAL:HA	2.11	0.50
1:EA:183:GLU:OE2	1:GB:155:GLN:HA	2.12	0.50
1:JA:10:PRO:HB3	1:GB:8:LEU:HD12	1.93	0.50
1:A:197:ARG:HD3	1:GA:189:TYR:CD1	2.47	0.50
1:D:188:GLY:HA2	1:IA:194:HIS:CE1	2.47	0.50
1:K:155:GLN:HA	1:BA:183:GLU:OE2	2.11	0.50
1:L:91:ASP:OD1	1:VA:53:GLY:O	2.29	0.50
1:P:197:ARG:CZ	1:LA:189:TYR:CZ	2.95	0.50
1:BA:161:ARG:HD2	1:ZA:205:TRP:CE2	2.46	0.50
1:H:29:ARG:HD3	1:YA:166:ASP:CB	2.40	0.50
1:P:188:GLY:HA2	1:CA:194:HIS:CE1	2.46	0.50
1:W:10:PRO:HB3	1:QA:8:LEU:CD1	2.41	0.50
1:ZA:161:ARG:HG2	1:HB:205:TRP:CZ2	2.47	0.50
1:M:197:ARG:HD3	1:KA:189:TYR:CE1	2.47	0.50
1:S:94:ARG:O	1:ZA:46:VAL:HA	2.12	0.50
1:T:194:HIS:CE1	1:GB:188:GLY:HA2	2.46	0.50
1:HA:205:TRP:CZ2	1:XA:161:ARG:CG	2.95	0.50
1:B:188:GLY:O	1:QA:197:ARG:HD2	2.11	0.50
1:F:48:ALA:CB	1:QA:51:SER:CB	2.85	0.50
1:E:158:SER:OG	1:WA:179:THR:HG23	2.12	0.50
1:E:161:ARG:HD2	1:WA:205:TRP:CD1	2.47	0.50
1:L:197:ARG:NE	1:T:189:TYR:CZ	2.80	0.50
1:Q:188:GLY:O	1:AB:197:ARG:CD	2.60	0.50

*Continued on next page...*

*Continued from previous page...*

Atom-1	Atom-2	Interatomic distance (Å)	Clash overlap (Å)
1:EA:91:ASP:OD1	1:GB:53:GLY:O	2.30	0.50
1:IA:179:THR:OG1	1:KA:161:ARG:NH2	2.41	0.50
1:L:154:SER:OG	1:T:183:GLU:CA	2.60	0.49
1:S:205:TRP:CZ2	1:NA:161:ARG:HG2	2.47	0.49
1:BA:161:ARG:CG	1:ZA:205:TRP:CZ2	2.93	0.49
1:EA:105:LYS:NZ	1:GB:258:GLU:OE2	2.45	0.49
1:FA:158:SER:OG	1:NA:179:THR:HG23	2.12	0.49
1:MA:189:TYR:CE1	1:HB:197:ARG:NE	2.80	0.49
1:L:161:ARG:CG	1:T:205:TRP:CE2	2.96	0.49
1:P:197:ARG:NE	1:LA:189:TYR:CE1	2.81	0.49
1:CA:105:LYS:NZ	1:SA:258:GLU:OE2	2.44	0.49
1:LA:194:HIS:CE1	1:UA:188:GLY:HA2	2.47	0.49
1:N:188:GLY:HA2	1:DA:194:HIS:CE1	2.47	0.49
1:EA:91:ASP:OD2	1:GB:54:ARG:NH1	2.44	0.49
1:E:166:ASP:CB	1:WA:29:ARG:HD3	2.41	0.49
1:E:255:TYR:CD1	1:WA:98:ASP:HB3	2.47	0.49
1:L:166:ASP:CA	1:T:29:ARG:HD3	2.43	0.49
1:HA:189:TYR:OH	1:XA:197:ARG:CZ	2.59	0.49
1:H:1:MET:O	1:FB:12:THR:HB	2.12	0.49
1:M:46:VAL:HA	1:VA:94:ARG:O	2.13	0.49
1:W:255:TYR:HD1	1:PA:98:ASP:HB3	1.78	0.49
1:B:183:GLU:CG	1:QA:154:SER:OG	2.41	0.49
1:D:188:GLY:O	1:IA:197:ARG:HD2	2.13	0.49
1:H:197:ARG:CD	1:FA:189:TYR:CE1	2.96	0.49
1:N:197:ARG:NH1	1:TA:188:GLY:O	2.41	0.49
1:CA:189:TYR:CE1	1:SA:197:ARG:HD3	2.47	0.49
1:F:29:ARG:HD2	1:HA:166:ASP:HB3	1.94	0.49
1:H:51:SER:HB2	1:JA:48:ALA:CB	2.41	0.49
1:L:54:ARG:NH1	1:T:88:GLU:OE1	2.39	0.49
1:HA:205:TRP:CE2	1:XA:161:ARG:CG	2.96	0.49
1:JA:94:ARG:O	1:GB:46:VAL:HG12	2.12	0.49
1:MA:179:THR:OG1	1:HB:161:ARG:NH2	2.40	0.49
1:S:161:ARG:HD2	1:YA:205:TRP:CE2	2.47	0.49
1:T:197:ARG:CZ	1:GB:189:TYR:CZ	2.96	0.49
1:F:105:LYS:NZ	1:HA:258:GLU:OE2	2.46	0.49
1:HA:183:GLU:CA	1:XA:154:SER:OG	2.58	0.49
1:JA:197:ARG:NE	1:FB:189:TYR:CE1	2.81	0.49
1:LA:197:ARG:CD	1:UA:189:TYR:CE1	2.96	0.49
1:SA:179:THR:CB	1:UA:161:ARG:NH2	2.75	0.49
1:O:205:TRP:CZ2	1:Q:161:ARG:HG2	2.48	0.48
1:LA:197:ARG:NE	1:UA:189:TYR:CE1	2.81	0.48

*Continued on next page...*

*Continued from previous page...*

Atom-1	Atom-2	Interatomic distance (Å)	Clash overlap (Å)
1:A:29:ARG:HD3	1:X:166:ASP:CB	2.42	0.48
1:H:197:ARG:NE	1:FA:189:TYR:CE1	2.81	0.48
1:EA:161:ARG:NH2	1:VA:179:THR:HA	2.28	0.48
1:HA:205:TRP:CE2	1:XA:161:ARG:HG2	2.47	0.48
1:I:161:ARG:HG2	1:DB:205:TRP:CZ2	2.48	0.48
1:L:188:GLY:HA2	1:VA:194:HIS:CE1	2.48	0.48
1:EA:29:ARG:HD2	1:GB:166:ASP:HB3	1.95	0.48
1:PA:255:TYR:CD1	1:XA:98:ASP:HB3	2.49	0.48
1:H:194:HIS:CE1	1:FA:188:GLY:HA2	2.48	0.48
1:H:205:TRP:CZ2	1:YA:161:ARG:CG	2.96	0.48
1:EA:197:ARG:HD3	1:VA:188:GLY:O	2.10	0.48
1:A:166:ASP:HB3	1:GA:29:ARG:CD	2.44	0.48
1:S:189:TYR:CD1	1:NA:197:ARG:HD3	2.48	0.48
1:W:166:ASP:CB	1:PA:29:ARG:CD	2.79	0.48
1:CA:189:TYR:OH	1:SA:197:ARG:NH2	2.47	0.48
1:N:154:SER:OG	1:TA:183:GLU:CG	2.54	0.48
1:O:189:TYR:CD1	1:Q:197:ARG:HD3	2.49	0.48
1:S:105:LYS:NZ	1:NA:258:GLU:OE2	2.47	0.48
1:D:161:ARG:HG2	1:OA:205:TRP:CZ2	2.48	0.48
1:W:10:PRO:O	1:QA:5:TYR:OH	2.28	0.48
1:L:154:SER:CB	1:T:183:GLU:HA	2.44	0.48
1:N:105:LYS:NZ	1:DA:258:GLU:OE2	2.46	0.48
1:FA:258:GLU:OE2	1:NA:105:LYS:NZ	2.46	0.48
1:B:188:GLY:O	1:QA:197:ARG:NH1	2.34	0.48
1:E:188:GLY:O	1:G:197:ARG:CD	2.61	0.48
1:EA:197:ARG:HD3	1:VA:189:TYR:CD1	2.48	0.48
1:JA:189:TYR:CE1	1:WA:197:ARG:HD3	2.49	0.48
1:MA:29:ARG:HD3	1:HB:166:ASP:N	2.29	0.48
1:R:94:ARG:O	1:BA:46:VAL:HA	2.14	0.48
1:T:46:VAL:HG12	1:NA:95:GLY:HA3	1.96	0.48
1:W:143:PRO:HD3	1:W:152:VAL:HG21	1.96	0.48
1:BA:143:PRO:HD3	1:BA:152:VAL:HG21	1.96	0.48
1:EA:143:PRO:HD3	1:EA:152:VAL:HG21	1.96	0.48
1:JA:93:GLU:OE1	1:GB:2:ASN:HB2	2.13	0.48
1:UA:143:PRO:HD3	1:UA:152:VAL:HG21	1.96	0.48
1:E:143:PRO:HD3	1:E:152:VAL:HG21	1.96	0.47
1:I:54:ARG:NH1	1:DB:91:ASP:OD2	2.47	0.47
1:Q:51:SER:HB2	1:SA:48:ALA:HB2	1.96	0.47
1:T:53:GLY:O	1:GB:91:ASP:OD1	2.32	0.47
1:T:143:PRO:HD3	1:T:152:VAL:HG21	1.96	0.47
1:EA:70:ARG:NH2	1:VA:94:ARG:HB3	2.28	0.47

*Continued on next page...*

*Continued from previous page...*

Atom-1	Atom-2	Interatomic distance (Å)	Clash overlap (Å)
1:JA:143:PRO:HD3	1:JA:152:VAL:HG21	1.96	0.47
1:ZA:143:PRO:HD3	1:ZA:152:VAL:HG21	1.96	0.47
1:B:143:PRO:HD3	1:B:152:VAL:HG21	1.96	0.47
1:L:255:TYR:HD1	1:T:98:ASP:HB3	1.78	0.47
1:N:143:PRO:HD3	1:N:152:VAL:HG21	1.96	0.47
1:CA:143:PRO:HD3	1:CA:152:VAL:HG21	1.96	0.47
1:HA:143:PRO:HD3	1:HA:152:VAL:HG21	1.96	0.47
1:PA:143:PRO:HD3	1:PA:152:VAL:HG21	1.96	0.47
1:I:143:PRO:HD3	1:I:152:VAL:HG21	1.96	0.47
1:Q:143:PRO:HD3	1:Q:152:VAL:HG21	1.96	0.47
1:X:143:PRO:HD3	1:X:152:VAL:HG21	1.96	0.47
1:LA:143:PRO:HD3	1:LA:152:VAL:HG21	1.96	0.47
1:MA:143:PRO:HD3	1:MA:152:VAL:HG21	1.96	0.47
1:A:188:GLY:O	1:X:197:ARG:CD	2.57	0.47
1:E:255:TYR:HD1	1:WA:98:ASP:HB3	1.79	0.47
1:K:143:PRO:HD3	1:K:152:VAL:HG21	1.96	0.47
1:CB:143:PRO:HD3	1:CB:152:VAL:HG21	1.96	0.47
1:F:143:PRO:HD3	1:F:152:VAL:HG21	1.96	0.47
1:GA:143:PRO:HD3	1:GA:152:VAL:HG21	1.96	0.47
1:SA:143:PRO:HD3	1:SA:152:VAL:HG21	1.96	0.47
1:A:197:ARG:HD3	1:GA:189:TYR:CE1	2.49	0.47
1:B:98:ASP:HB3	1:QA:255:TYR:HB3	1.97	0.47
1:N:161:ARG:NH2	1:TA:179:THR:CB	2.75	0.47
1:S:166:ASP:HB3	1:YA:29:ARG:CD	2.45	0.47
1:U:143:PRO:HD3	1:U:152:VAL:HG21	1.96	0.47
1:E:197:ARG:HD3	1:WA:189:TYR:CE1	2.49	0.47
1:N:154:SER:CB	1:TA:183:GLU:HG2	2.44	0.47
1:O:143:PRO:HD3	1:O:152:VAL:HG21	1.97	0.47
1:D:189:TYR:CZ	1:IA:197:ARG:CZ	2.98	0.47
1:P:205:TRP:CE2	1:CA:161:ARG:HD2	2.50	0.47
1:TA:143:PRO:HD3	1:TA:152:VAL:HG21	1.96	0.47
1:DB:143:PRO:HD3	1:DB:152:VAL:HG21	1.96	0.47
1:V:197:ARG:NH2	1:DA:189:TYR:OH	2.48	0.47
1:IA:183:GLU:OE2	1:KA:155:GLN:HA	2.15	0.47
1:JA:154:SER:OG	1:FB:183:GLU:HA	2.15	0.47
1:NA:46:VAL:HA	1:HB:94:ARG:O	2.14	0.47
1:H:143:PRO:HD3	1:H:152:VAL:HG21	1.96	0.47
1:O:183:GLU:OE2	1:Q:155:GLN:HA	2.15	0.47
1:R:143:PRO:HD3	1:R:152:VAL:HG21	1.96	0.47
1:S:197:ARG:HD3	1:YA:189:TYR:CD1	2.49	0.47
1:HA:188:GLY:O	1:XA:197:ARG:HD2	2.15	0.47

*Continued on next page...*

*Continued from previous page...*

Atom-1	Atom-2	Interatomic distance (Å)	Clash overlap (Å)
1:XA:143:PRO:HD3	1:XA:152:VAL:HG21	1.96	0.47
1:HB:143:PRO:HD3	1:HB:152:VAL:HG21	1.96	0.47
1:A:155:GLN:HA	1:GA:183:GLU:OE2	2.15	0.46
1:A:189:TYR:OH	1:X:197:ARG:NH2	2.47	0.46
1:F:197:ARG:NH1	1:W:188:GLY:HA3	2.30	0.46
1:H:105:LYS:NZ	1:YA:258:GLU:OE2	2.48	0.46
1:M:143:PRO:HD3	1:M:152:VAL:HG21	1.96	0.46
1:V:143:PRO:HD3	1:V:152:VAL:HG21	1.96	0.46
1:W:54:ARG:NH1	1:PA:91:ASP:OD2	2.46	0.46
1:DA:143:PRO:HD3	1:DA:152:VAL:HG21	1.96	0.46
1:B:98:ASP:HB3	1:QA:255:TYR:CB	2.45	0.46
1:K:188:GLY:HA2	1:MA:194:HIS:CE1	2.51	0.46
1:O:46:VAL:HA	1:DA:94:ARG:O	2.15	0.46
1:HA:88:GLU:OE1	1:XA:54:ARG:NH1	2.44	0.46
1:IA:91:ASP:OD1	1:KA:53:GLY:O	2.33	0.46
1:WA:48:ALA:CB	1:GB:51:SER:HB2	2.45	0.46
1:FB:143:PRO:HD3	1:FB:152:VAL:HG21	1.96	0.46
1:A:51:SER:HB2	1:FB:48:ALA:HB2	1.97	0.46
1:H:189:TYR:CE1	1:YA:197:ARG:NE	2.83	0.46
1:Q:48:ALA:CB	1:SA:51:SER:HB2	2.44	0.46
1:S:143:PRO:HD3	1:S:152:VAL:HG21	1.96	0.46
1:PA:197:ARG:CD	1:XA:188:GLY:O	2.59	0.46
1:VA:143:PRO:HD3	1:VA:152:VAL:HG21	1.96	0.46
1:GB:143:PRO:HD3	1:GB:152:VAL:HG21	1.96	0.46
1:D:143:PRO:HD3	1:D:152:VAL:HG21	1.96	0.46
1:G:143:PRO:HD3	1:G:152:VAL:HG21	1.96	0.46
1:L:143:PRO:HD3	1:L:152:VAL:HG21	1.96	0.46
1:QA:143:PRO:HD3	1:QA:152:VAL:HG21	1.96	0.46
1:WA:143:PRO:HD3	1:WA:152:VAL:HG21	1.96	0.46
1:F:54:ARG:NH1	1:W:88:GLU:OE1	2.33	0.46
1:L:197:ARG:HD3	1:T:189:TYR:CE1	2.50	0.46
1:N:189:TYR:CE1	1:DA:197:ARG:NE	2.83	0.46
1:HA:179:THR:HA	1:XA:161:ARG:NH2	2.31	0.46
1:MA:179:THR:HA	1:HB:161:ARG:NH2	2.30	0.46
1:EA:161:ARG:HD2	1:VA:205:TRP:NE1	2.30	0.46
1:FA:143:PRO:HD3	1:FA:152:VAL:HG21	1.96	0.46
1:IA:143:PRO:HD3	1:IA:152:VAL:HG21	1.96	0.46
1:AB:143:PRO:HD3	1:AB:152:VAL:HG21	1.96	0.46
1:E:188:GLY:HA2	1:G:194:HIS:CE1	2.50	0.46
1:P:255:TYR:HD1	1:LA:98:ASP:HB3	1.81	0.46
1:T:166:ASP:HB3	1:GB:29:ARG:CD	2.46	0.46

*Continued on next page...*

*Continued from previous page...*

Atom-1	Atom-2	Interatomic distance (Å)	Clash overlap (Å)
1:JA:161:ARG:HD2	1:FB:205:TRP:CE2	2.50	0.46
1:KA:143:PRO:HD3	1:KA:152:VAL:HG21	1.97	0.46
1:OA:143:PRO:HD3	1:OA:152:VAL:HG21	1.96	0.46
1:PA:197:ARG:CZ	1:XA:189:TYR:CZ	2.99	0.46
1:SA:205:TRP:CZ2	1:UA:161:ARG:HG2	2.51	0.46
1:YA:143:PRO:HD3	1:YA:152:VAL:HG21	1.96	0.46
1:MA:96:SER:HB2	1:HB:53:GLY:HA3	1.98	0.46
1:SA:188:GLY:C	1:UA:197:ARG:HH11	2.18	0.46
1:A:143:PRO:HD3	1:A:152:VAL:HG21	1.96	0.46
1:D:205:TRP:CE2	1:IA:161:ARG:HD2	2.50	0.46
1:M:94:ARG:O	1:LA:46:VAL:HA	2.15	0.46
1:NA:143:PRO:HD3	1:NA:152:VAL:HG21	1.96	0.46
1:E:29:ARG:HD3	1:G:166:ASP:CB	2.46	0.46
1:M:205:TRP:CE2	1:OA:161:ARG:HD2	2.51	0.46
1:P:91:ASP:OD2	1:CA:54:ARG:NH1	2.46	0.46
1:EA:166:ASP:N	1:VA:29:ARG:HD3	2.30	0.46
1:K:105:LYS:NZ	1:MA:258:GLU:OE2	2.49	0.45
1:O:48:ALA:CB	1:V:51:SER:HB2	2.46	0.45
1:P:143:PRO:HD3	1:P:152:VAL:HG21	1.96	0.45
1:P:189:TYR:CZ	1:CA:197:ARG:CZ	2.99	0.45
1:EA:154:SER:CB	1:VA:183:GLU:HG2	2.45	0.45
1:H:166:ASP:HB3	1:FA:29:ARG:HD3	1.96	0.45
1:K:189:TYR:CE1	1:MA:197:ARG:NE	2.84	0.45
1:R:188:GLY:O	1:DB:197:ARG:CZ	2.64	0.45
1:EA:189:TYR:CD1	1:GB:197:ARG:HD3	2.52	0.45
1:M:188:GLY:CA	1:OA:194:HIS:CE1	2.99	0.45
1:T:12:THR:HA	1:HB:1:MET:HG3	1.97	0.45
1:L:94:ARG:O	1:P:46:VAL:HA	2.17	0.45
1:N:255:TYR:CD1	1:TA:98:ASP:HB3	2.52	0.45
1:X:51:SER:HB2	1:HA:48:ALA:HB2	1.98	0.45
1:EA:197:ARG:HH11	1:VA:188:GLY:CA	2.30	0.45
1:F:197:ARG:NH1	1:W:188:GLY:O	2.46	0.45
1:M:205:TRP:CZ2	1:OA:161:ARG:CG	2.97	0.45
1:P:258:GLU:OE2	1:LA:105:LYS:NZ	2.50	0.45
1:H:188:GLY:C	1:YA:197:ARG:HH11	2.20	0.45
1:H:189:TYR:CZ	1:YA:197:ARG:CZ	2.99	0.45
1:SA:179:THR:HA	1:UA:161:ARG:NH2	2.32	0.45
1:D:197:ARG:NH1	1:OA:188:GLY:HA3	2.32	0.45
1:T:45:PRO:HB2	1:NA:94:ARG:HA	1.99	0.45
1:FA:94:ARG:O	1:JA:46:VAL:HA	2.17	0.45
1:JA:166:ASP:HB3	1:FB:29:ARG:HD3	1.97	0.45

*Continued on next page...*

*Continued from previous page...*

Atom-1	Atom-2	Interatomic distance (Å)	Clash overlap (Å)
1:B:29:ARG:HD2	1:QA:166:ASP:HB3	1.98	0.45
1:E:154:SER:OG	1:WA:183:GLU:CB	2.65	0.45
1:JA:161:ARG:CG	1:FB:205:TRP:CZ2	2.99	0.45
1:A:94:ARG:O	1:HA:46:VAL:HA	2.16	0.45
1:N:183:GLU:HA	1:DA:154:SER:OG	2.17	0.45
1:S:188:GLY:O	1:NA:197:ARG:CD	2.65	0.45
1:MA:94:ARG:HB3	1:HB:70:ARG:NH2	2.32	0.45
1:A:48:ALA:HB2	1:FB:51:SER:HB2	1.99	0.45
1:DA:5:TYR:CE1	1:SA:10:PRO:C	2.90	0.45
1:EA:70:ARG:NH1	1:VA:94:ARG:HD2	2.31	0.45
1:A:205:TRP:CE2	1:X:161:ARG:CG	2.99	0.44
1:F:161:ARG:HG2	1:W:205:TRP:CZ2	2.51	0.44
1:H:46:VAL:O	1:JA:51:SER:CB	2.65	0.44
1:H:179:THR:HG1	1:YA:161:ARG:HH21	1.53	0.44
1:L:105:LYS:NZ	1:VA:258:GLU:OE2	2.50	0.44
1:L:197:ARG:CD	1:T:189:TYR:CE1	2.99	0.44
1:P:161:ARG:HD2	1:LA:205:TRP:NE1	2.33	0.44
1:P:205:TRP:CZ2	1:CA:161:ARG:CG	2.99	0.44
1:W:51:SER:HB2	1:TA:48:ALA:HB2	1.97	0.44
1:MA:205:TRP:CE2	1:HB:161:ARG:CG	3.00	0.44
1:A:189:TYR:CZ	1:X:197:ARG:NH2	2.86	0.44
1:I:197:ARG:HD3	1:DB:189:TYR:CE1	2.52	0.44
1:P:161:ARG:NH2	1:LA:179:THR:HA	2.32	0.44
1:LA:54:ARG:NH1	1:UA:88:GLU:OE1	2.45	0.44
1:P:189:TYR:CE1	1:CA:197:ARG:NE	2.86	0.44
1:JA:29:ARG:HD2	1:WA:166:ASP:HB3	2.00	0.44
1:LA:166:ASP:N	1:UA:29:ARG:HD3	2.32	0.44
1:H:46:VAL:O	1:JA:51:SER:HB2	2.16	0.44
1:K:183:GLU:HA	1:MA:154:SER:OG	2.18	0.44
1:L:161:ARG:NH2	1:T:179:THR:HA	2.32	0.44
1:P:161:ARG:CG	1:LA:205:TRP:CZ2	3.00	0.44
1:W:69:LEU:HD21	1:TA:126:ALA:HA	1.99	0.44
1:EA:158:SER:OG	1:VA:179:THR:HG23	2.16	0.44
1:FA:255:TYR:HD1	1:NA:98:ASP:HB3	1.82	0.44
1:IA:189:TYR:CD1	1:KA:197:ARG:HD3	2.52	0.44
1:PA:161:ARG:HD2	1:XA:205:TRP:CE2	2.52	0.44
1:O:188:GLY:HA3	1:Q:197:ARG:NH1	2.33	0.44
1:W:255:TYR:CB	1:PA:98:ASP:HB3	2.48	0.44
1:BA:197:ARG:NE	1:ZA:189:TYR:CZ	2.85	0.44
1:PA:197:ARG:NE	1:XA:189:TYR:CE1	2.85	0.44
1:A:161:ARG:NH2	1:GA:179:THR:OG1	2.45	0.44

*Continued on next page...*

*Continued from previous page...*

Atom-1	Atom-2	Interatomic distance (Å)	Clash overlap (Å)
1:L:194:HIS:CE1	1:T:188:GLY:CA	2.98	0.44
1:N:189:TYR:CE1	1:DA:197:ARG:CD	3.01	0.44
1:T:161:ARG:NH2	1:GB:179:THR:OG1	2.47	0.44
1:V:194:HIS:CE1	1:DA:188:GLY:CA	3.01	0.44
1:W:197:ARG:CD	1:PA:188:GLY:O	2.66	0.44
1:S:161:ARG:NH2	1:YA:179:THR:OG1	2.49	0.44
1:MA:94:ARG:HD2	1:HB:70:ARG:CZ	2.47	0.44
1:E:189:TYR:CZ	1:G:197:ARG:CZ	3.01	0.44
1:F:125:ALA:O	1:QA:69:LEU:HD11	2.18	0.44
1:CA:189:TYR:CE1	1:SA:197:ARG:NE	2.86	0.44
1:ZA:197:ARG:NE	1:HB:189:TYR:CE1	2.86	0.44
1:H:46:VAL:HG12	1:FB:94:ARG:C	2.38	0.44
1:H:98:ASP:HB3	1:YA:255:TYR:CD1	2.53	0.44
1:N:166:ASP:CB	1:TA:29:ARG:CD	2.79	0.44
1:FA:197:ARG:NH1	1:NA:188:GLY:HA3	2.33	0.44
1:SA:94:ARG:HD2	1:UA:70:ARG:CZ	2.48	0.44
1:E:194:HIS:ND1	1:WA:188:GLY:HA2	2.33	0.43
1:G:51:SER:HB2	1:XA:48:ALA:HB2	2.00	0.43
1:EA:52:THR:O	1:VA:96:SER:HB2	2.18	0.43
1:D:189:TYR:CE1	1:IA:197:ARG:NE	2.86	0.43
1:F:255:TYR:CB	1:W:98:ASP:HB3	2.48	0.43
1:I:53:GLY:O	1:DB:91:ASP:OD1	2.37	0.43
1:P:166:ASP:CB	1:LA:29:ARG:CD	2.78	0.43
1:Q:51:SER:HB2	1:SA:48:ALA:CB	2.48	0.43
1:EA:29:ARG:CD	1:GB:166:ASP:HB3	2.48	0.43
1:E:105:LYS:NZ	1:G:258:GLU:OE2	2.51	0.43
1:X:105:LYS:NZ	1:CB:258:GLU:OE2	2.52	0.43
1:D:205:TRP:CZ2	1:IA:161:ARG:CG	3.00	0.43
1:I:51:SER:HB2	1:S:48:ALA:CB	2.48	0.43
1:V:166:ASP:N	1:DA:29:ARG:HD3	2.34	0.43
1:EA:54:ARG:HH12	1:VA:88:GLU:CD	2.17	0.43
1:PA:161:ARG:CG	1:XA:205:TRP:CZ2	3.01	0.43
1:SA:29:ARG:CD	1:UA:166:ASP:CB	2.76	0.43
1:SA:179:THR:HG23	1:UA:158:SER:OG	2.18	0.43
1:SA:183:GLU:HG2	1:UA:154:SER:CB	2.47	0.43
1:ZA:194:HIS:CE1	1:HB:188:GLY:HA2	2.53	0.43
1:R:205:TRP:NE1	1:DB:161:ARG:HD2	2.33	0.43
1:S:161:ARG:CG	1:YA:205:TRP:CZ2	2.98	0.43
1:E:197:ARG:HH11	1:WA:188:GLY:C	2.22	0.43
1:H:205:TRP:NE1	1:YA:161:ARG:HD2	2.33	0.43
1:M:197:ARG:CZ	1:KA:189:TYR:CZ	3.01	0.43

*Continued on next page...*

*Continued from previous page...*

Atom-1	Atom-2	Interatomic distance (Å)	Clash overlap (Å)
1:Q:48:ALA:HB2	1:SA:51:SER:CB	2.48	0.43
1:CA:189:TYR:CD1	1:SA:197:ARG:HD3	2.53	0.43
1:EA:205:TRP:CE2	1:GB:161:ARG:HD2	2.54	0.43
1:MA:29:ARG:HD3	1:HB:165:VAL:C	2.39	0.43
1:A:12:THR:HA	1:HA:1:MET:HG3	2.00	0.43
1:I:55:LEU:HD22	1:I:68:HIS:HB3	2.01	0.43
1:M:55:LEU:HD22	1:M:68:HIS:HB3	2.01	0.43
1:N:55:LEU:HD22	1:N:68:HIS:HB3	2.01	0.43
1:U:55:LEU:HD22	1:U:68:HIS:HB3	2.01	0.43
1:V:55:LEU:HD22	1:V:68:HIS:HB3	2.01	0.43
1:B:48:ALA:HB2	1:CB:51:SER:HB2	2.01	0.43
1:M:48:ALA:HB2	1:EA:51:SER:HB2	2.01	0.43
1:O:51:SER:HB2	1:V:46:VAL:O	2.18	0.43
1:O:51:SER:CB	1:V:46:VAL:O	2.67	0.43
1:T:55:LEU:HD22	1:T:68:HIS:HB3	2.01	0.43
1:FA:161:ARG:NH2	1:NA:179:THR:CB	2.81	0.43
1:XA:55:LEU:HD22	1:XA:68:HIS:HB3	2.01	0.43
1:HB:55:LEU:HD22	1:HB:68:HIS:HB3	2.01	0.43
1:E:55:LEU:HD22	1:E:68:HIS:HB3	2.01	0.43
1:F:51:SER:HB2	1:QA:46:VAL:O	2.19	0.43
1:H:55:LEU:HD22	1:H:68:HIS:HB3	2.01	0.43
1:K:55:LEU:HD22	1:K:68:HIS:HB3	2.01	0.43
1:O:105:LYS:NZ	1:Q:258:GLU:OE2	2.52	0.43
1:R:55:LEU:HD22	1:R:68:HIS:HB3	2.01	0.43
1:T:12:THR:HG22	1:HB:2:ASN:O	2.19	0.43
1:HA:205:TRP:CE2	1:XA:161:ARG:HD2	2.54	0.43
1:IA:51:SER:HB2	1:PA:48:ALA:HB2	2.01	0.43
1:IA:189:TYR:CE1	1:KA:197:ARG:HD3	2.54	0.43
1:JA:183:GLU:HG2	1:WA:154:SER:OG	2.19	0.43
1:UA:55:LEU:HD22	1:UA:68:HIS:HB3	2.01	0.43
1:A:12:THR:HG22	1:HA:2:ASN:O	2.19	0.43
1:E:154:SER:OG	1:WA:183:GLU:CA	2.67	0.43
1:F:255:TYR:CG	1:W:98:ASP:HB3	2.53	0.43
1:M:91:ASP:OD2	1:OA:54:ARG:NH1	2.52	0.43
1:O:91:ASP:OD1	1:Q:53:GLY:O	2.37	0.43
1:BA:55:LEU:HD22	1:BA:68:HIS:HB3	2.01	0.43
1:DA:55:LEU:HD22	1:DA:68:HIS:HB3	2.01	0.43
1:DB:55:LEU:HD22	1:DB:68:HIS:HB3	2.01	0.43
1:B:55:LEU:HD22	1:B:68:HIS:HB3	2.01	0.42
1:L:161:ARG:NH2	1:T:179:THR:CB	2.78	0.42
1:W:55:LEU:HD22	1:W:68:HIS:HB3	2.01	0.42

*Continued on next page...*

*Continued from previous page...*

Atom-1	Atom-2	Interatomic distance (Å)	Clash overlap (Å)
1:GA:55:LEU:HD22	1:GA:68:HIS:HB3	2.01	0.42
1:HA:55:LEU:HD22	1:HA:68:HIS:HB3	2.01	0.42
1:JA:29:ARG:CD	1:WA:166:ASP:HB3	2.49	0.42
1:YA:55:LEU:HD22	1:YA:68:HIS:HB3	2.01	0.42
1:F:55:LEU:HD22	1:F:68:HIS:HB3	2.01	0.42
1:L:91:ASP:OD2	1:VA:54:ARG:NH1	2.51	0.42
1:Q:55:LEU:HD22	1:Q:68:HIS:HB3	2.01	0.42
1:W:154:SER:CB	1:PA:183:GLU:HG2	2.45	0.42
1:CA:188:GLY:CA	1:SA:194:HIS:CE1	3.01	0.42
1:CA:205:TRP:CD2	1:SA:161:ARG:HD2	2.53	0.42
1:NA:1:MET:HG3	1:HB:12:THR:HA	2.01	0.42
1:B:189:TYR:CD1	1:QA:197:ARG:HD3	2.55	0.42
1:M:194:HIS:CE1	1:KA:188:GLY:HA2	2.54	0.42
1:W:95:GLY:CA	1:QA:46:VAL:CG1	2.92	0.42
1:IA:48:ALA:HB2	1:PA:51:SER:HB2	2.01	0.42
1:JA:183:GLU:OE2	1:WA:155:GLN:HA	2.19	0.42
1:LA:55:LEU:HD22	1:LA:68:HIS:HB3	2.01	0.42
1:OA:55:LEU:HD22	1:OA:68:HIS:HB3	2.01	0.42
1:SA:188:GLY:CA	1:UA:197:ARG:HH11	2.32	0.42
1:GB:55:LEU:HD22	1:GB:68:HIS:HB3	2.01	0.42
1:A:29:ARG:HD3	1:X:166:ASP:CA	2.50	0.42
1:L:189:TYR:CZ	1:VA:197:ARG:CZ	3.02	0.42
1:N:46:VAL:HA	1:OA:94:ARG:O	2.19	0.42
1:W:51:SER:HB2	1:TA:48:ALA:CB	2.49	0.42
1:X:55:LEU:HD22	1:X:68:HIS:HB3	2.01	0.42
1:E:161:ARG:CG	1:WA:205:TRP:CE2	3.02	0.42
1:E:161:ARG:HD2	1:WA:205:TRP:CE2	2.54	0.42
1:K:188:GLY:O	1:MA:197:ARG:HD2	2.20	0.42
1:M:189:TYR:OH	1:OA:197:ARG:NH2	2.52	0.42
1:MA:55:LEU:HD22	1:MA:68:HIS:HB3	2.01	0.42
1:MA:96:SER:CB	1:HB:52:THR:O	2.68	0.42
1:WA:55:LEU:HD22	1:WA:68:HIS:HB3	2.01	0.42
1:A:183:GLU:CA	1:X:154:SER:OG	2.66	0.42
1:Q:183:GLU:OE2	1:AB:155:GLN:HA	2.19	0.42
1:W:12:THR:HG22	1:QA:2:ASN:C	2.38	0.42
1:CA:55:LEU:HD22	1:CA:68:HIS:HB3	2.01	0.42
1:KA:55:LEU:HD22	1:KA:68:HIS:HB3	2.01	0.42
1:E:189:TYR:CE1	1:G:197:ARG:NE	2.87	0.42
1:W:197:ARG:NH2	1:PA:189:TYR:CZ	2.88	0.42
1:BA:161:ARG:HD2	1:ZA:205:TRP:CD1	2.54	0.42
1:EA:161:ARG:CG	1:VA:205:TRP:CZ2	3.02	0.42

*Continued on next page...*

*Continued from previous page...*

Atom-1	Atom-2	Interatomic distance (Å)	Clash overlap (Å)
1:ZA:55:LEU:HD22	1:ZA:68:HIS:HB3	2.01	0.42
1:FB:55:LEU:HD22	1:FB:68:HIS:HB3	2.01	0.42
1:F:29:ARG:CD	1:HA:166:ASP:HB3	2.50	0.42
1:H:29:ARG:CD	1:YA:166:ASP:CB	2.87	0.42
1:H:91:ASP:OD2	1:YA:54:ARG:NH1	2.52	0.42
1:N:161:ARG:HG2	1:TA:205:TRP:CZ2	2.55	0.42
1:V:166:ASP:HB3	1:DA:29:ARG:HD3	1.96	0.42
1:V:197:ARG:NE	1:DA:189:TYR:CZ	2.87	0.42
1:MA:189:TYR:CZ	1:HB:197:ARG:NE	2.87	0.42
1:VA:55:LEU:HD22	1:VA:68:HIS:HB3	2.01	0.42
1:O:55:LEU:HD22	1:O:68:HIS:HB3	2.01	0.42
1:P:55:LEU:HD22	1:P:68:HIS:HB3	2.01	0.42
1:X:91:ASP:OD1	1:CB:53:GLY:O	2.38	0.42
1:BA:166:ASP:N	1:ZA:29:ARG:HD3	2.34	0.42
1:EA:197:ARG:NH1	1:VA:188:GLY:O	2.44	0.42
1:FA:55:LEU:HD22	1:FA:68:HIS:HB3	2.01	0.42
1:D:55:LEU:HD22	1:D:68:HIS:HB3	2.01	0.42
1:G:183:GLU:OE2	1:FB:155:GLN:HA	2.20	0.42
1:K:60:ALA:HA	1:K:61:PRO:HD3	1.99	0.42
1:M:205:TRP:CD1	1:OA:161:ARG:HD2	2.55	0.42
1:P:29:ARG:HD3	1:CA:166:ASP:CB	2.50	0.42
1:S:55:LEU:HD22	1:S:68:HIS:HB3	2.01	0.42
1:FA:194:HIS:CE1	1:NA:188:GLY:HA2	2.55	0.42
1:JA:55:LEU:HD22	1:JA:68:HIS:HB3	2.01	0.42
1:TA:55:LEU:HD22	1:TA:68:HIS:HB3	2.01	0.42
1:ZA:197:ARG:CZ	1:HB:189:TYR:CZ	3.02	0.42
1:CB:55:LEU:HD22	1:CB:68:HIS:HB3	2.01	0.42
1:A:55:LEU:HD22	1:A:68:HIS:HB3	2.01	0.41
1:E:197:ARG:NH1	1:WA:188:GLY:HA3	2.35	0.41
1:R:183:GLU:OE2	1:DB:155:GLN:HA	2.20	0.41
1:EA:55:LEU:HD22	1:EA:68:HIS:HB3	2.01	0.41
1:HA:183:GLU:CG	1:XA:154:SER:OG	2.63	0.41
1:JA:197:ARG:CD	1:FB:189:TYR:CE1	3.03	0.41
1:NA:55:LEU:HD22	1:NA:68:HIS:HB3	2.01	0.41
1:PA:55:LEU:HD22	1:PA:68:HIS:HB3	2.01	0.41
1:QA:55:LEU:HD22	1:QA:68:HIS:HB3	2.01	0.41
1:SA:55:LEU:HD22	1:SA:68:HIS:HB3	2.01	0.41
1:A:183:GLU:CB	1:X:154:SER:OG	2.68	0.41
1:JA:54:ARG:NH1	1:FB:91:ASP:OD2	2.52	0.41
1:PA:258:GLU:OE2	1:XA:105:LYS:NZ	2.52	0.41
1:F:70:ARG:NH1	1:W:94:ARG:HD2	2.35	0.41

*Continued on next page...*

*Continued from previous page...*

Atom-1	Atom-2	Interatomic distance (Å)	Clash overlap (Å)
1:L:45:PRO:O	1:HB:70:ARG:NH1	2.51	0.41
1:T:8:LEU:HD11	1:NA:10:PRO:CA	2.50	0.41
1:EA:189:TYR:OH	1:GB:197:ARG:NH2	2.54	0.41
1:JA:194:HIS:ND1	1:FB:188:GLY:HA2	2.35	0.41
1:A:179:THR:HA	1:X:161:ARG:NH2	2.36	0.41
1:F:60:ALA:HA	1:F:61:PRO:HD3	1.99	0.41
1:N:91:ASP:OD1	1:DA:53:GLY:O	2.38	0.41
1:P:197:ARG:HD3	1:LA:189:TYR:CE1	2.54	0.41
1:BA:94:ARG:O	1:AB:46:VAL:HA	2.21	0.41
1:EA:158:SER:OG	1:VA:183:GLU:OE2	2.32	0.41
1:FA:161:ARG:HD2	1:NA:205:TRP:NE1	2.36	0.41
1:AB:55:LEU:HD22	1:AB:68:HIS:HB3	2.01	0.41
1:L:205:TRP:CE2	1:VA:161:ARG:HD2	2.55	0.41
1:BA:166:ASP:HB3	1:ZA:29:ARG:HD3	1.99	0.41
1:A:10:PRO:HA	1:HA:8:LEU:HD11	2.03	0.41
1:G:55:LEU:HD22	1:G:68:HIS:HB3	2.01	0.41
1:L:55:LEU:HD22	1:L:68:HIS:HB3	2.01	0.41
1:L:197:ARG:NH2	1:T:189:TYR:CZ	2.88	0.41
1:IA:55:LEU:HD22	1:IA:68:HIS:HB3	2.01	0.41
1:LA:12:THR:HB	1:VA:1:MET:O	2.20	0.41
1:D:189:TYR:CE1	1:IA:197:ARG:HD3	2.56	0.41
1:FA:161:ARG:NH2	1:NA:179:THR:CA	2.83	0.41
1:PA:60:ALA:HA	1:PA:61:PRO:HD3	1.99	0.41
1:PA:154:SER:OG	1:XA:183:GLU:CG	2.56	0.41
1:ZA:197:ARG:NH1	1:HB:188:GLY:HA3	2.35	0.41
1:S:46:VAL:HA	1:DB:94:ARG:O	2.20	0.41
1:BA:197:ARG:HD2	1:ZA:188:GLY:O	2.20	0.41
1:A:179:THR:HG23	1:X:158:SER:OG	2.21	0.41
1:B:189:TYR:CZ	1:QA:197:ARG:CZ	3.04	0.41
1:F:166:ASP:CB	1:W:29:ARG:CD	2.76	0.41
1:G:188:GLY:O	1:FB:197:ARG:HD2	2.21	0.41
1:K:189:TYR:CE1	1:MA:197:ARG:CD	3.04	0.41
1:N:197:ARG:NH1	1:TA:188:GLY:C	2.72	0.41
1:N:258:GLU:OE2	1:TA:105:LYS:NZ	2.54	0.41
1:P:158:SER:OG	1:LA:179:THR:HG23	2.20	0.41
1:S:60:ALA:HA	1:S:61:PRO:HD3	1.99	0.41
1:W:161:ARG:HH21	1:PA:179:THR:HG1	1.51	0.41
1:W:197:ARG:HH11	1:PA:188:GLY:C	2.19	0.41
1:HA:29:ARG:HD3	1:XA:165:VAL:C	2.42	0.41
1:JA:255:TYR:CD1	1:FB:98:ASP:HB3	2.56	0.41
1:ZA:60:ALA:HA	1:ZA:61:PRO:HD3	1.99	0.41

*Continued on next page...*

*Continued from previous page...*

Atom-1	Atom-2	Interatomic distance (Å)	Clash overlap (Å)
1:AB:60:ALA:HA	1:AB:61:PRO:HD3	1.99	0.41
1:K:98:ASP:HB3	1:MA:255:TYR:CD1	2.56	0.41
1:EA:197:ARG:HH11	1:VA:188:GLY:HA3	1.83	0.41
1:NA:48:ALA:CB	1:ZA:51:SER:HB2	2.50	0.41
1:TA:28:LYS:HB2	1:TA:28:LYS:HE2	1.96	0.41
1:FB:36:VAL:HG11	1:FB:172:LEU:HD11	2.04	0.41
1:B:36:VAL:HG11	1:B:172:LEU:HD11	2.04	0.40
1:E:197:ARG:NE	1:WA:189:TYR:CZ	2.88	0.40
1:K:29:ARG:HD3	1:MA:166:ASP:CB	2.51	0.40
1:M:255:TYR:CZ	1:KA:97:LYS:HB2	2.56	0.40
1:N:193:GLU:O	1:N:197:ARG:HG3	2.22	0.40
1:O:193:GLU:O	1:O:197:ARG:HG3	2.22	0.40
1:P:98:ASP:HB3	1:CA:255:TYR:CD1	2.56	0.40
1:R:193:GLU:O	1:R:197:ARG:HG3	2.22	0.40
1:CA:205:TRP:CZ2	1:SA:161:ARG:CG	3.01	0.40
1:JA:193:GLU:O	1:JA:197:ARG:HG3	2.21	0.40
1:VA:36:VAL:HG11	1:VA:172:LEU:HD11	2.04	0.40
1:CB:193:GLU:O	1:CB:197:ARG:HG3	2.22	0.40
1:DB:36:VAL:HG11	1:DB:172:LEU:HD11	2.04	0.40
1:HB:36:VAL:HG11	1:HB:172:LEU:HD11	2.04	0.40
1:E:53:GLY:HA3	1:WA:96:SER:HB2	2.03	0.40
1:E:197:ARG:CD	1:WA:189:TYR:CE1	3.04	0.40
1:H:194:HIS:ND1	1:FA:188:GLY:HA2	2.36	0.40
1:I:193:GLU:O	1:I:197:ARG:HG3	2.22	0.40
1:M:188:GLY:O	1:OA:197:ARG:HD2	2.21	0.40
1:S:197:ARG:NE	1:YA:189:TYR:CE1	2.90	0.40
1:W:193:GLU:O	1:W:197:ARG:HG3	2.22	0.40
1:BA:193:GLU:O	1:BA:197:ARG:HG3	2.22	0.40
1:FA:161:ARG:CG	1:NA:205:TRP:CZ2	3.05	0.40
1:GA:36:VAL:HG11	1:GA:172:LEU:HD11	2.04	0.40
1:LA:36:VAL:HG11	1:LA:172:LEU:HD11	2.04	0.40
1:QA:193:GLU:O	1:QA:197:ARG:HG3	2.22	0.40
1:SA:88:GLU:OE1	1:UA:54:ARG:NH1	2.36	0.40
1:SA:193:GLU:O	1:SA:197:ARG:HG3	2.21	0.40
1:TA:36:VAL:HG11	1:TA:172:LEU:HD11	2.04	0.40
1:D:193:GLU:O	1:D:197:ARG:HG3	2.21	0.40
1:E:98:ASP:HB3	1:G:255:TYR:CD1	2.56	0.40
1:I:36:VAL:HG11	1:I:172:LEU:HD11	2.04	0.40
1:K:197:ARG:CD	1:BA:188:GLY:O	2.69	0.40
1:Q:36:VAL:HG11	1:Q:172:LEU:HD11	2.04	0.40
1:V:36:VAL:HG11	1:V:172:LEU:HD11	2.04	0.40

*Continued on next page...*

*Continued from previous page...*

Atom-1	Atom-2	Interatomic distance (Å)	Clash overlap (Å)
1:DA:36:VAL:HG11	1:DA:172:LEU:HD11	2.04	0.40
1:EA:161:ARG:NH2	1:VA:179:THR:CA	2.85	0.40
1:EA:193:GLU:O	1:EA:197:ARG:HG3	2.22	0.40
1:FA:193:GLU:O	1:FA:197:ARG:HG3	2.21	0.40
1:GA:193:GLU:O	1:GA:197:ARG:HG3	2.22	0.40
1:QA:36:VAL:HG11	1:QA:172:LEU:HD11	2.04	0.40
1:TA:193:GLU:O	1:TA:197:ARG:HG3	2.22	0.40
1:WA:126:ALA:HA	1:GB:69:LEU:HD21	2.03	0.40
1:XA:36:VAL:HG11	1:XA:172:LEU:HD11	2.04	0.40
1:ZA:193:GLU:O	1:ZA:197:ARG:HG3	2.21	0.40
1:O:29:ARG:HD3	1:Q:166:ASP:CB	2.45	0.40
1:P:36:VAL:HG11	1:P:172:LEU:HD11	2.04	0.40
1:P:161:ARG:HD2	1:LA:205:TRP:CE2	2.56	0.40
1:S:193:GLU:O	1:S:197:ARG:HG3	2.21	0.40
1:BA:161:ARG:HD2	1:ZA:205:TRP:NE1	2.37	0.40
1:BA:161:ARG:CG	1:ZA:205:TRP:CE2	3.05	0.40
1:GA:34:ARG:HH11	1:GA:34:ARG:HD3	1.77	0.40
1:KA:193:GLU:O	1:KA:197:ARG:HG3	2.22	0.40
1:LA:193:GLU:O	1:LA:197:ARG:HG3	2.22	0.40
1:PA:193:GLU:O	1:PA:197:ARG:HG3	2.22	0.40
1:HB:28:LYS:HB2	1:HB:28:LYS:HE2	1.96	0.40
1:A:36:VAL:HG11	1:A:172:LEU:HD11	2.04	0.40
1:B:193:GLU:O	1:B:197:ARG:HG3	2.21	0.40
1:N:36:VAL:HG11	1:N:172:LEU:HD11	2.04	0.40
1:N:84:LEU:HD23	1:N:84:LEU:HA	1.93	0.40
1:Q:69:LEU:HD21	1:SA:126:ALA:HA	2.02	0.40
1:U:193:GLU:O	1:U:197:ARG:HG3	2.22	0.40
1:HA:205:TRP:NE1	1:XA:161:ARG:HD2	2.35	0.40
1:MA:36:VAL:HG11	1:MA:172:LEU:HD11	2.04	0.40
1:NA:2:ASN:O	1:HB:12:THR:HG22	2.21	0.40
1:OA:193:GLU:O	1:OA:197:ARG:HG3	2.21	0.40
1:UA:193:GLU:O	1:UA:197:ARG:HG3	2.21	0.40
1:AB:36:VAL:HG11	1:AB:172:LEU:HD11	2.04	0.40

There are no symmetry-related clashes.

## 5.3 Torsion angles

### 5.3.1 Protein backbone

In the following table, the Percentiles column shows the percent Ramachandran outliers of the chain as a percentile score with respect to all PDB entries followed by that with respect to all EM entries.

The Analysed column shows the number of residues for which the backbone conformation was analysed, and the total number of residues.

Mol	Chain	Analysed	Favoured	Allowed	Outliers	Percentiles	
1	A	263/265 (99%)	259 (98%)	4 (2%)	0	100	100
1	AB	263/265 (99%)	259 (98%)	4 (2%)	0	100	100
1	B	263/265 (99%)	259 (98%)	4 (2%)	0	100	100
1	BA	263/265 (99%)	259 (98%)	4 (2%)	0	100	100
1	CA	263/265 (99%)	259 (98%)	4 (2%)	0	100	100
1	CB	263/265 (99%)	259 (98%)	4 (2%)	0	100	100
1	D	263/265 (99%)	259 (98%)	4 (2%)	0	100	100
1	DA	263/265 (99%)	259 (98%)	4 (2%)	0	100	100
1	DB	263/265 (99%)	259 (98%)	4 (2%)	0	100	100
1	E	263/265 (99%)	259 (98%)	4 (2%)	0	100	100
1	EA	263/265 (99%)	259 (98%)	4 (2%)	0	100	100
1	F	263/265 (99%)	259 (98%)	4 (2%)	0	100	100
1	FA	263/265 (99%)	259 (98%)	4 (2%)	0	100	100
1	FB	263/265 (99%)	259 (98%)	4 (2%)	0	100	100
1	G	263/265 (99%)	259 (98%)	4 (2%)	0	100	100
1	GA	263/265 (99%)	259 (98%)	4 (2%)	0	100	100
1	GB	263/265 (99%)	259 (98%)	4 (2%)	0	100	100
1	H	263/265 (99%)	259 (98%)	4 (2%)	0	100	100
1	HA	263/265 (99%)	259 (98%)	4 (2%)	0	100	100
1	HB	263/265 (99%)	259 (98%)	4 (2%)	0	100	100
1	I	263/265 (99%)	259 (98%)	4 (2%)	0	100	100
1	IA	263/265 (99%)	259 (98%)	4 (2%)	0	100	100
1	JA	263/265 (99%)	259 (98%)	4 (2%)	0	100	100
1	K	263/265 (99%)	259 (98%)	4 (2%)	0	100	100
1	KA	263/265 (99%)	259 (98%)	4 (2%)	0	100	100

*Continued on next page...*

*Continued from previous page...*

Mol	Chain	Analysed	Favoured	Allowed	Outliers	Percentiles	
1	L	263/265 (99%)	259 (98%)	4 (2%)	0	100	100
1	LA	263/265 (99%)	259 (98%)	4 (2%)	0	100	100
1	M	263/265 (99%)	259 (98%)	4 (2%)	0	100	100
1	MA	263/265 (99%)	259 (98%)	4 (2%)	0	100	100
1	N	263/265 (99%)	259 (98%)	4 (2%)	0	100	100
1	NA	263/265 (99%)	259 (98%)	4 (2%)	0	100	100
1	O	263/265 (99%)	259 (98%)	4 (2%)	0	100	100
1	OA	263/265 (99%)	259 (98%)	4 (2%)	0	100	100
1	P	263/265 (99%)	259 (98%)	4 (2%)	0	100	100
1	PA	263/265 (99%)	259 (98%)	4 (2%)	0	100	100
1	Q	263/265 (99%)	259 (98%)	4 (2%)	0	100	100
1	QA	263/265 (99%)	259 (98%)	4 (2%)	0	100	100
1	R	263/265 (99%)	259 (98%)	4 (2%)	0	100	100
1	S	263/265 (99%)	259 (98%)	4 (2%)	0	100	100
1	SA	263/265 (99%)	259 (98%)	4 (2%)	0	100	100
1	T	263/265 (99%)	259 (98%)	4 (2%)	0	100	100
1	TA	263/265 (99%)	259 (98%)	4 (2%)	0	100	100
1	U	263/265 (99%)	259 (98%)	4 (2%)	0	100	100
1	UA	263/265 (99%)	259 (98%)	4 (2%)	0	100	100
1	V	263/265 (99%)	259 (98%)	4 (2%)	0	100	100
1	VA	263/265 (99%)	259 (98%)	4 (2%)	0	100	100
1	W	263/265 (99%)	259 (98%)	4 (2%)	0	100	100
1	WA	263/265 (99%)	259 (98%)	4 (2%)	0	100	100
1	X	263/265 (99%)	259 (98%)	4 (2%)	0	100	100
1	XA	263/265 (99%)	259 (98%)	4 (2%)	0	100	100
1	YA	263/265 (99%)	259 (98%)	4 (2%)	0	100	100
1	ZA	263/265 (99%)	259 (98%)	4 (2%)	0	100	100
All	All	13676/13780 (99%)	13468 (98%)	208 (2%)	0	100	100

There are no Ramachandran outliers to report.

### 5.3.2 Protein sidechains ⓘ

In the following table, the Percentiles column shows the percent sidechain outliers of the chain as a percentile score with respect to all PDB entries followed by that with respect to all EM entries.

The Analysed column shows the number of residues for which the sidechain conformation was analysed, and the total number of residues.

Mol	Chain	Analysed	Rotameric	Outliers	Percentiles	
1	A	218/218 (100%)	216 (99%)	2 (1%)	75	83
1	AB	218/218 (100%)	216 (99%)	2 (1%)	75	83
1	B	218/218 (100%)	216 (99%)	2 (1%)	75	83
1	BA	218/218 (100%)	216 (99%)	2 (1%)	75	83
1	CA	218/218 (100%)	216 (99%)	2 (1%)	75	83
1	CB	218/218 (100%)	216 (99%)	2 (1%)	75	83
1	D	218/218 (100%)	216 (99%)	2 (1%)	75	83
1	DA	218/218 (100%)	216 (99%)	2 (1%)	75	83
1	DB	218/218 (100%)	215 (99%)	3 (1%)	62	75
1	E	218/218 (100%)	216 (99%)	2 (1%)	75	83
1	EA	218/218 (100%)	216 (99%)	2 (1%)	75	83
1	F	218/218 (100%)	216 (99%)	2 (1%)	75	83
1	FA	218/218 (100%)	216 (99%)	2 (1%)	75	83
1	FB	218/218 (100%)	216 (99%)	2 (1%)	75	83
1	G	218/218 (100%)	216 (99%)	2 (1%)	75	83
1	GA	218/218 (100%)	216 (99%)	2 (1%)	75	83
1	GB	218/218 (100%)	216 (99%)	2 (1%)	75	83
1	H	218/218 (100%)	216 (99%)	2 (1%)	75	83
1	HA	218/218 (100%)	216 (99%)	2 (1%)	75	83
1	HB	218/218 (100%)	216 (99%)	2 (1%)	75	83
1	I	218/218 (100%)	216 (99%)	2 (1%)	75	83
1	IA	218/218 (100%)	216 (99%)	2 (1%)	75	83
1	JA	218/218 (100%)	216 (99%)	2 (1%)	75	83
1	K	218/218 (100%)	216 (99%)	2 (1%)	75	83
1	KA	218/218 (100%)	216 (99%)	2 (1%)	75	83
1	L	218/218 (100%)	216 (99%)	2 (1%)	75	83

*Continued on next page...*

*Continued from previous page...*

Mol	Chain	Analysed	Rotameric	Outliers	Percentiles	
1	LA	218/218 (100%)	216 (99%)	2 (1%)	75	83
1	M	218/218 (100%)	216 (99%)	2 (1%)	75	83
1	MA	218/218 (100%)	216 (99%)	2 (1%)	75	83
1	N	218/218 (100%)	216 (99%)	2 (1%)	75	83
1	NA	218/218 (100%)	216 (99%)	2 (1%)	75	83
1	O	218/218 (100%)	216 (99%)	2 (1%)	75	83
1	OA	218/218 (100%)	216 (99%)	2 (1%)	75	83
1	P	218/218 (100%)	216 (99%)	2 (1%)	75	83
1	PA	218/218 (100%)	216 (99%)	2 (1%)	75	83
1	Q	218/218 (100%)	216 (99%)	2 (1%)	75	83
1	QA	218/218 (100%)	216 (99%)	2 (1%)	75	83
1	R	218/218 (100%)	215 (99%)	3 (1%)	62	75
1	S	218/218 (100%)	215 (99%)	3 (1%)	62	75
1	SA	218/218 (100%)	216 (99%)	2 (1%)	75	83
1	T	218/218 (100%)	216 (99%)	2 (1%)	75	83
1	TA	218/218 (100%)	216 (99%)	2 (1%)	75	83
1	U	218/218 (100%)	216 (99%)	2 (1%)	75	83
1	UA	218/218 (100%)	216 (99%)	2 (1%)	75	83
1	V	218/218 (100%)	216 (99%)	2 (1%)	75	83
1	VA	218/218 (100%)	216 (99%)	2 (1%)	75	83
1	W	218/218 (100%)	216 (99%)	2 (1%)	75	83
1	WA	218/218 (100%)	216 (99%)	2 (1%)	75	83
1	X	218/218 (100%)	216 (99%)	2 (1%)	75	83
1	XA	218/218 (100%)	216 (99%)	2 (1%)	75	83
1	YA	218/218 (100%)	216 (99%)	2 (1%)	75	83
1	ZA	218/218 (100%)	216 (99%)	2 (1%)	75	83
All	All	11336/11336 (100%)	11229 (99%)	107 (1%)	74	83

All (107) residues with a non-rotameric sidechain are listed below:

Mol	Chain	Res	Type
1	A	54	ARG
1	A	58	VAL

*Continued on next page...*

*Continued from previous page...*

Mol	Chain	Res	Type
1	B	54	ARG
1	B	58	VAL
1	D	54	ARG
1	D	58	VAL
1	E	54	ARG
1	E	58	VAL
1	F	54	ARG
1	F	58	VAL
1	G	54	ARG
1	G	58	VAL
1	H	54	ARG
1	H	58	VAL
1	I	54	ARG
1	I	58	VAL
1	K	54	ARG
1	K	58	VAL
1	L	54	ARG
1	L	58	VAL
1	M	54	ARG
1	M	58	VAL
1	N	54	ARG
1	N	58	VAL
1	O	54	ARG
1	O	58	VAL
1	P	54	ARG
1	P	58	VAL
1	Q	54	ARG
1	Q	58	VAL
1	R	54	ARG
1	R	58	VAL
1	R	194	HIS
1	S	54	ARG
1	S	58	VAL
1	S	194	HIS
1	T	54	ARG
1	T	58	VAL
1	U	54	ARG
1	U	58	VAL
1	V	54	ARG
1	V	58	VAL
1	W	54	ARG
1	W	58	VAL

*Continued on next page...*

*Continued from previous page...*

Mol	Chain	Res	Type
1	X	54	ARG
1	X	58	VAL
1	BA	54	ARG
1	BA	58	VAL
1	CA	54	ARG
1	CA	58	VAL
1	DA	54	ARG
1	DA	58	VAL
1	EA	54	ARG
1	EA	58	VAL
1	FA	54	ARG
1	FA	58	VAL
1	GA	54	ARG
1	GA	58	VAL
1	HA	54	ARG
1	HA	58	VAL
1	IA	54	ARG
1	IA	58	VAL
1	JA	54	ARG
1	JA	58	VAL
1	KA	54	ARG
1	KA	58	VAL
1	LA	54	ARG
1	LA	58	VAL
1	MA	54	ARG
1	MA	58	VAL
1	NA	54	ARG
1	NA	58	VAL
1	OA	54	ARG
1	OA	58	VAL
1	PA	54	ARG
1	PA	58	VAL
1	QA	54	ARG
1	QA	58	VAL
1	SA	54	ARG
1	SA	58	VAL
1	TA	54	ARG
1	TA	58	VAL
1	UA	54	ARG
1	UA	58	VAL
1	VA	54	ARG
1	VA	58	VAL

*Continued on next page...*

*Continued from previous page...*

Mol	Chain	Res	Type
1	WA	54	ARG
1	WA	58	VAL
1	XA	54	ARG
1	XA	58	VAL
1	YA	54	ARG
1	YA	58	VAL
1	ZA	54	ARG
1	ZA	58	VAL
1	AB	54	ARG
1	AB	58	VAL
1	CB	54	ARG
1	CB	58	VAL
1	DB	54	ARG
1	DB	58	VAL
1	DB	194	HIS
1	FB	54	ARG
1	FB	58	VAL
1	GB	54	ARG
1	GB	58	VAL
1	HB	54	ARG
1	HB	58	VAL

Sometimes sidechains can be flipped to improve hydrogen bonding and reduce clashes. All (4) such sidechains are listed below:

Mol	Chain	Res	Type
1	W	194	HIS
1	QA	194	HIS
1	SA	194	HIS
1	GB	194	HIS

### 5.3.3 RNA ⓘ

There are no RNA molecules in this entry.

## 5.4 Non-standard residues in protein, DNA, RNA chains ⓘ

There are no non-standard protein/DNA/RNA residues in this entry.

## 5.5 Carbohydrates [i](#)

There are no oligosaccharides in this entry.

## 5.6 Ligand geometry [i](#)

There are no ligands in this entry.

## 5.7 Other polymers [i](#)

There are no such residues in this entry.

## 5.8 Polymer linkage issues [i](#)

There are no chain breaks in this entry.