



Full wwPDB EM Validation Report ⓘ

Jul 31, 2025 – 10:31 am BST

PDB ID : 9H9H / pdb_00009h9h
EMDB ID : EMD-51964
Title : Complex 1 30S-IF1-IF2-IF3-GE81112
Authors : Schedlbauer, A.; Han, X.; van Bakel, W.; Kaminishi, T.; Ochoa-Lizarralde, B.; Iturrioz, I.; Capuni, R.; Parry, R.; Zegarra, R.; Gil-Carton, D.; Lopez-Alonso, J.P.; Barragan Sanz, K.; Brandi, L.; Gualerzi, C.O.; Fucini, P.; Connell, S.R.
Deposited on : 2024-10-31
Resolution : 3.80 Å (reported)
Based on initial model : 4YBB

This is a Full wwPDB EM Validation Report for a publicly released PDB entry.

We welcome your comments at validation@mail.wwpdb.org

A user guide is available at

<https://www.wwpdb.org/validation/2017/EMValidationReportHelp>

with specific help available everywhere you see the ⓘ symbol.

The types of validation reports are described at

<http://www.wwpdb.org/validation/2017/FAQs#types>.

The following versions of software and data (see [references ⓘ](#)) were used in the production of this report:

EMDB validation analysis : 0.0.1.dev126
Mogul : 1.8.4, CSD as541be (2020)
MolProbity : 4-5-2 with Phenix2.0rc1
buster-report : 1.1.7 (2018)
Percentile statistics : 20231227.v01 (using entries in the PDB archive December 27th 2023)
MapQ : 1.9.13
Ideal geometry (proteins) : Engh & Huber (2001)
Ideal geometry (DNA, RNA) : Parkinson et al. (1996)
Validation Pipeline (wwPDB-VP) : 2.45.1

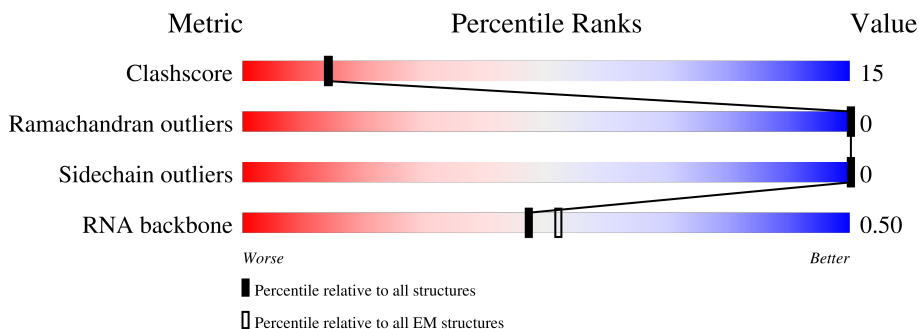
1 Overall quality at a glance

The following experimental techniques were used to determine the structure:

ELECTRON MICROSCOPY

The reported resolution of this entry is 3.80 Å.

Percentile scores (ranging between 0-100) for global validation metrics of the entry are shown in the following graphic. The table shows the number of entries on which the scores are based.






















Metric	Whole archive (#Entries)	EM structures (#Entries)
Clashscore	210492	15764
Ramachandran outliers	207382	16835
Sidechain outliers	206894	16415
RNA backbone	6643	2191

The table below summarises the geometric issues observed across the polymeric chains and their fit to the map. The red, orange, yellow and green segments of the bar indicate the fraction of residues that contain outliers for ≥ 3 , 2, 1 and 0 types of geometric quality criteria respectively. A grey segment represents the fraction of residues that are not modelled. The numeric value for each fraction is indicated below the corresponding segment, with a dot representing fractions $\leq 5\%$. The upper red bar (where present) indicates the fraction of residues that have poor fit to the EM map (all-atom inclusion $< 40\%$). The numeric value is given above the bar.

Mol	Chain	Length	Quality of chain
1	2	4	
2	3	77	
3	A	1542	
4	B	241	
5	C	233	
6	D	206	
7	E	167	

Continued on next page...

Continued from previous page...

Mol	Chain	Length	Quality of chain
8	F	135	
9	G	179	
10	H	130	
11	I	130	
12	J	103	
13	K	129	
14	L	124	
15	M	118	
16	N	101	
17	O	89	
18	P	82	
19	Q	84	
20	R	75	
21	S	92	
22	T	87	
23	U	71	
24	X	72	
25	Y	890	
26	Z	180	

2 Entry composition

There are 30 unique types of molecules in this entry. The entry contains 58815 atoms, of which 0 are hydrogens and 0 are deuteriums.

In the tables below, the AltConf column contains the number of residues with at least one atom in alternate conformation and the Trace column contains the number of residues modelled with at most 2 atoms.

- Molecule 1 is a RNA chain called mRNA (5'-R(P*AP*AP*UP*G)-3').

Mol	Chain	Residues	Atoms					AltConf	Trace
1	2	4	Total	C	N	O	P	0	0
			87	39	17	27	4		

- Molecule 2 is a RNA chain called t-RNA (77-MER).

Mol	Chain	Residues	Atoms					AltConf	Trace
2	3	77	Total	C	N	O	P	0	0
			1646	732	293	544	77		

There are 5 discrepancies between the modelled and reference sequences:

Chain	Residue	Modelled	Actual	Comment	Reference
3	34	C	G	conflict	GB 2208028712
3	35	A	-	insertion	GB 2208028712
3	37	A	C	conflict	GB 2208028712
3	?	-	G	deletion	GB 2208028712
3	69	U	C	conflict	GB 2208028712

- Molecule 3 is a RNA chain called 16S RNA (1534-MER).

Mol	Chain	Residues	Atoms					AltConf	Trace
3	A	1534	Total	C	N	O	P	0	0
			32930	14694	6041	10661	1534		

- Molecule 4 is a protein called Small ribosomal subunit protein uS2.

Mol	Chain	Residues	Atoms					AltConf	Trace
4	B	224	Total	C	N	O	S	0	0
			1753	1109	315	321	8		

- Molecule 5 is a protein called Small ribosomal subunit protein uS3.

Mol	Chain	Residues	Atoms					AltConf	Trace
5	C	211	Total	C	N	O	S	0	0
			1653	1046	310	293	4		

- Molecule 6 is a protein called Small ribosomal subunit protein uS4.

Mol	Chain	Residues	Atoms					AltConf	Trace
6	D	205	Total	C	N	O	S	0	0
			1643	1026	315	298	4		

- Molecule 7 is a protein called Small ribosomal subunit protein uS5.

Mol	Chain	Residues	Atoms					AltConf	Trace
7	E	156	Total	C	N	O	S	0	0
			1152	717	217	212	6		

- Molecule 8 is a protein called Small ribosomal subunit protein bS6, fully modified isoform.

Mol	Chain	Residues	Atoms					AltConf	Trace
8	F	106	Total	C	N	O	S	0	0
			862	545	156	154	7		

- Molecule 9 is a protein called Small ribosomal subunit protein uS7.

Mol	Chain	Residues	Atoms					AltConf	Trace
9	G	151	Total	C	N	O	S	0	0
			1181	735	227	215	4		

- Molecule 10 is a protein called Small ribosomal subunit protein uS8.

Mol	Chain	Residues	Atoms					AltConf	Trace
10	H	129	Total	C	N	O	S	0	0
			979	616	173	184	6		

- Molecule 11 is a protein called Small ribosomal subunit protein uS9.

Mol	Chain	Residues	Atoms					AltConf	Trace
11	I	127	Total	C	N	O	S	0	0
			1021	634	206	178	3		

- Molecule 12 is a protein called Small ribosomal subunit protein uS10.

Mol	Chain	Residues	Atoms					AltConf	Trace
12	J	100	Total	C	N	O	S	0	0
			803	502	154	146	1		

- Molecule 13 is a protein called Small ribosomal subunit protein uS11.

Mol	Chain	Residues	Atoms					AltConf	Trace
13	K	117	Total	C	N	O	S	0	0
			877	540	174	160	3		

- Molecule 14 is a protein called Small ribosomal subunit protein uS12.

Mol	Chain	Residues	Atoms					AltConf	Trace
14	L	123	Total	C	N	O	S	0	0
			955	590	196	165	4		

- Molecule 15 is a protein called Small ribosomal subunit protein uS13.

Mol	Chain	Residues	Atoms					AltConf	Trace
15	M	115	Total	C	N	O	S	0	0
			891	552	179	157	3		

- Molecule 16 is a protein called Small ribosomal subunit protein uS14.

Mol	Chain	Residues	Atoms					AltConf	Trace
16	N	100	Total	C	N	O	S	0	0
			805	499	164	139	3		

- Molecule 17 is a protein called Small ribosomal subunit protein uS15.

Mol	Chain	Residues	Atoms					AltConf	Trace
17	O	88	Total	C	N	O	S	0	0
			714	439	144	130	1		

- Molecule 18 is a protein called Small ribosomal subunit protein bS16.

Mol	Chain	Residues	Atoms					AltConf	Trace
18	P	82	Total	C	N	O	S	0	0
			649	406	128	114	1		

- Molecule 19 is a protein called Small ribosomal subunit protein uS17.

Mol	Chain	Residues	Atoms					AltConf	Trace
19	Q	80	Total	C	N	O	S	0	0
			648	411	121	113	3		

- Molecule 20 is a protein called Small ribosomal subunit protein bS18.

Mol	Chain	Residues	Atoms				AltConf	Trace
20	R	56	Total	C	N	O	0	0
			464	293	88	83		

- Molecule 21 is a protein called Small ribosomal subunit protein uS19.

Mol	Chain	Residues	Atoms					AltConf	Trace
21	S	83	Total	C	N	O	S	0	0
			663	424	126	111	2		

- Molecule 22 is a protein called Small ribosomal subunit protein bS20.

Mol	Chain	Residues	Atoms					AltConf	Trace
22	T	86	Total	C	N	O	S	0	0
			670	414	138	115	3		

- Molecule 23 is a protein called Small ribosomal subunit protein bS21.

Mol	Chain	Residues	Atoms					AltConf	Trace
23	U	52	Total	C	N	O	S	0	0
			430	269	89	71	1		

- Molecule 24 is a protein called Translation initiation factor IF-1.

Mol	Chain	Residues	Atoms					AltConf	Trace
24	X	70	Total	C	N	O	S	0	0
			563	353	102	105	3		

- Molecule 25 is a protein called Translation initiation factor IF-2.

Mol	Chain	Residues	Atoms					AltConf	Trace
25	Y	488	Total	C	N	O	S	0	0
			3651	2278	640	716	17		

- Molecule 26 is a protein called Translation initiation factor IF-3.

Mol	Chain	Residues	Atoms					AltConf	Trace
26	Z	112	Total	C	N	O	S	0	0
			923	586	166	167	4		

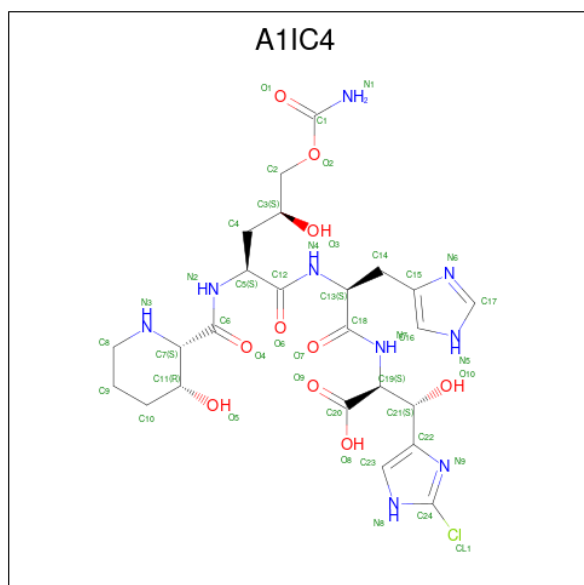
- Molecule 27 is POTASSIUM ION (CCD ID: K) (formula: K).

Mol	Chain	Residues	Atoms		AltConf
27	2	1	Total	K	0
			1	1	
27	A	4	Total	K	0
			4	4	

- Molecule 28 is MAGNESIUM ION (CCD ID: MG) (formula: Mg).

Mol	Chain	Residues	Atoms		AltConf
28	3	3	Total	Mg	0
			3	3	
28	A	148	Total	Mg	0
			148	148	
28	K	1	Total	Mg	0
			1	1	

- Molecule 29 is (2S,3S)-2-[[[(2S)-2-[[[(2S,4S)-5-aminocarbonyloxy-4-oxidanyl-2-[[[(2S,3R)-3-oxidanylpiperidin-2-yl]carbonylamino]pentanoyl]amino]-3-(1H-imidazol-4-yl)propanoyl]amino]-3-(2-chloranyl-1H-imidazol-4-yl)-3-oxidanyl-propanoic acid (CCD ID: A1IC4) (formula: C₂₄H₃₄ClN₉O₁₀) (labeled as "Ligand of Interest" by depositor).



Mol	Chain	Residues	Atoms					AltConf
29	A	1	Total	C	Cl	N	O	0
			44	24	1	9	10	

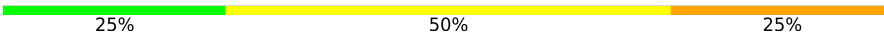
- Molecule 30 is ZINC ION (CCD ID: ZN) (formula: Zn).

Mol	Chain	Residues	Atoms		AltConf
30	B	1	Total	Zn	0
			1	1	

3 Residue-property plots

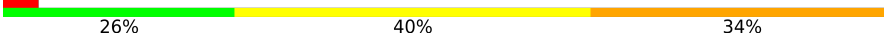
These plots are drawn for all protein, RNA, DNA and oligosaccharide chains in the entry. The first graphic for a chain summarises the proportions of the various outlier classes displayed in the second graphic. The second graphic shows the sequence view annotated by issues in geometry and atom inclusion in map density. Residues are color-coded according to the number of geometric quality criteria for which they contain at least one outlier: green = 0, yellow = 1, orange = 2 and red = 3 or more. A red diamond above a residue indicates a poor fit to the EM map for this residue (all-atom inclusion < 40%). Stretches of 2 or more consecutive residues without any outlier are shown as a green connector. Residues present in the sample, but not in the model, are shown in grey.

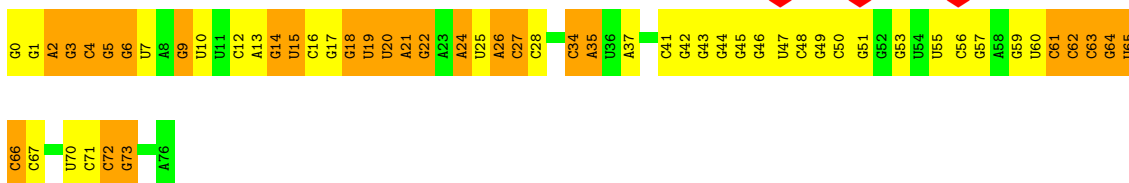
- Molecule 1: mRNA (5'-R(P*AP*AP*UP*G)-3')

Chain 2: 



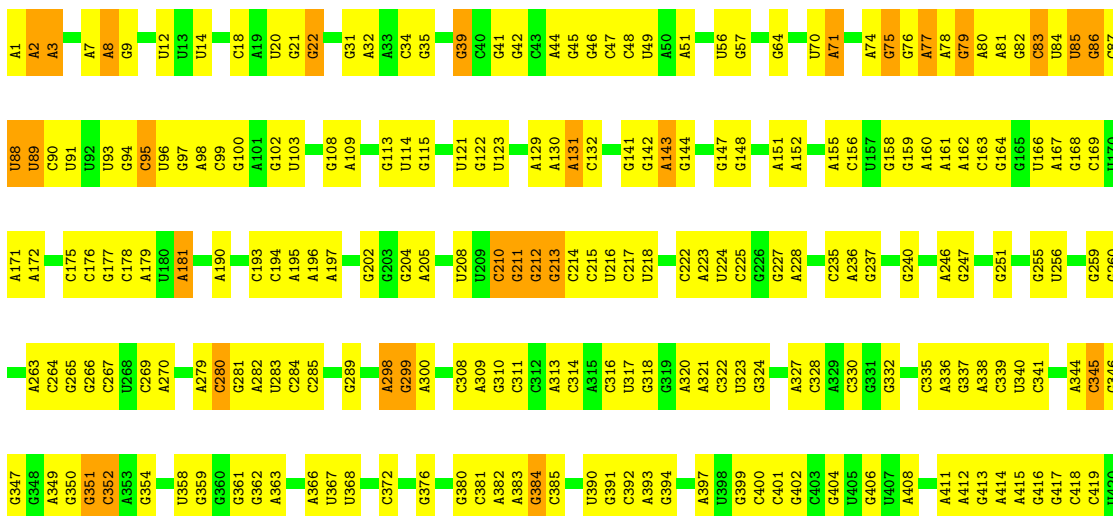
- Molecule 2: t-RNA (77-MER)

Chain 3: 

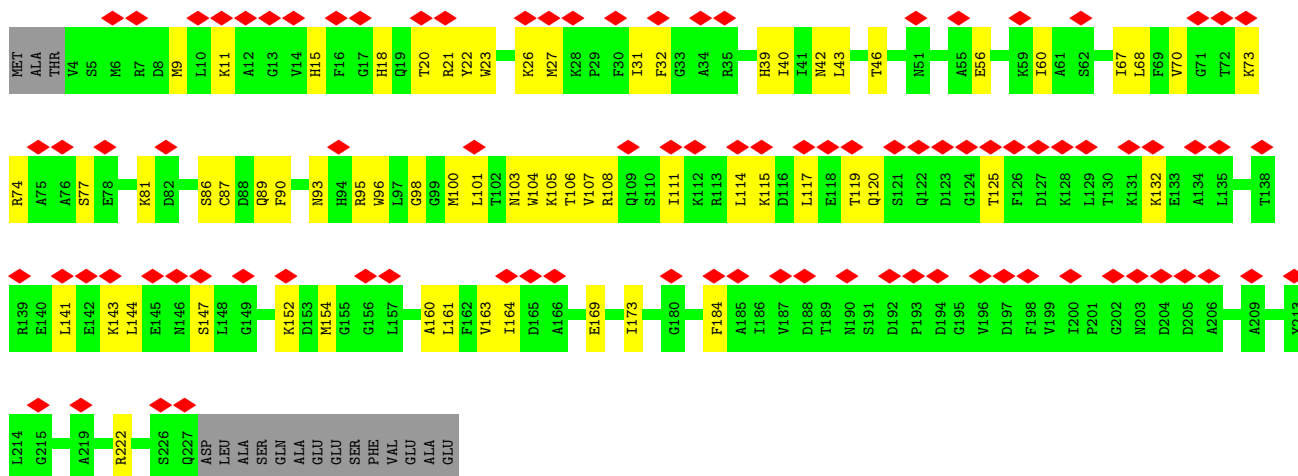


- Molecule 3: 16S RNA (1534-MER)

Chain A: 

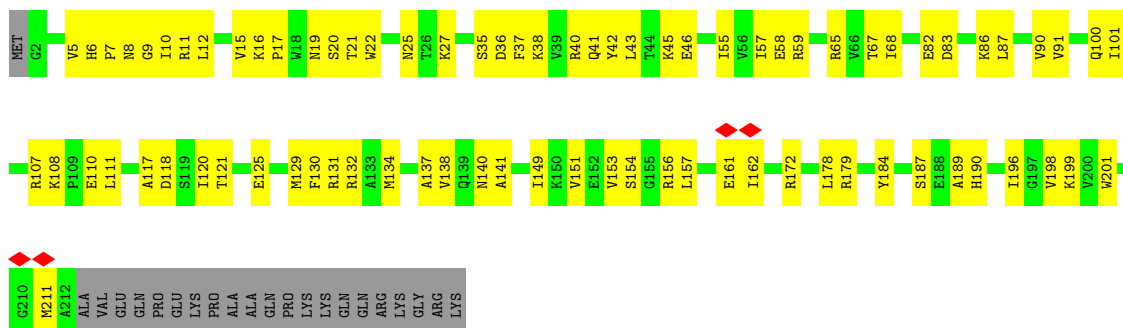






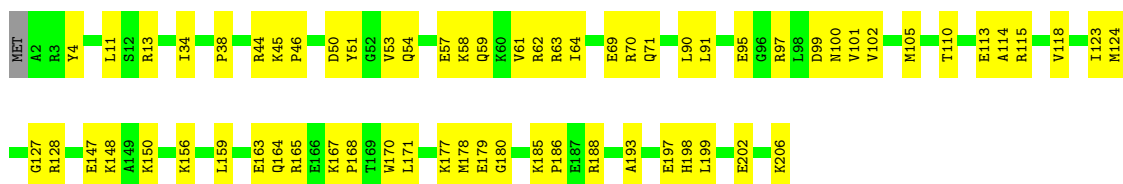
- Molecule 5: Small ribosomal subunit protein uS3

Chain C: 56% 34% 9%



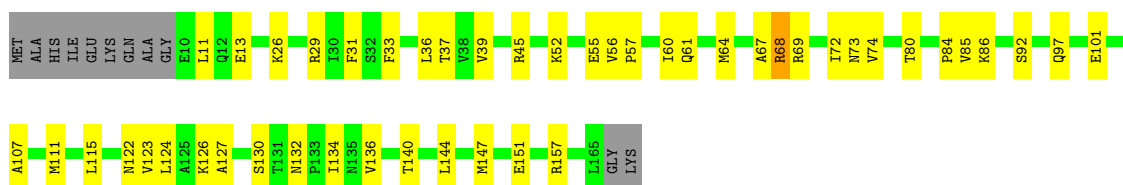
- Molecule 6: Small ribosomal subunit protein uS4

Chain D: 68% 32%



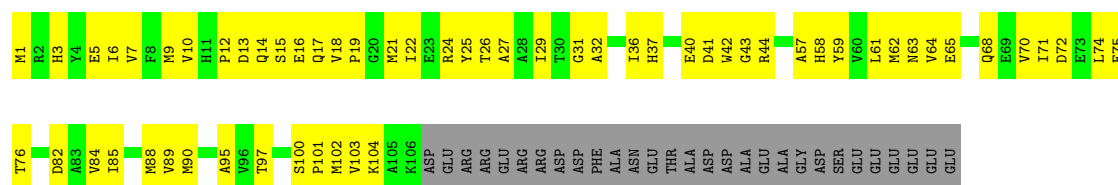
- Molecule 7: Small ribosomal subunit protein uS5

Chain E: 65% 28% 7%



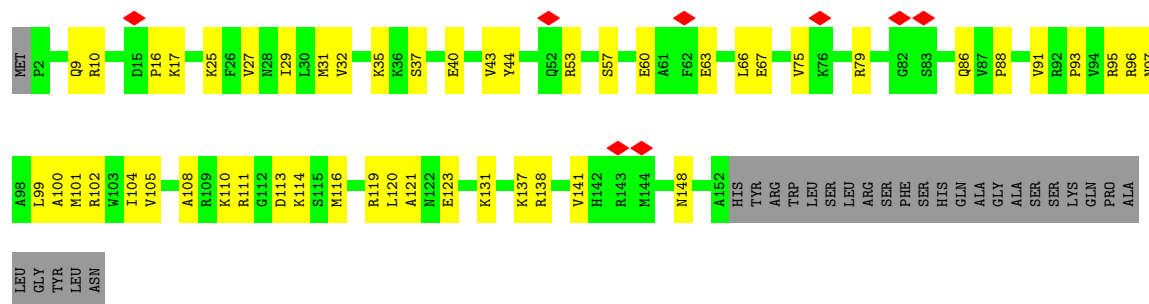
- Molecule 8: Small ribosomal subunit protein bS6, fully modified isoform

Chain F:  35% 44% 21%



• Molecule 9: Small ribosomal subunit protein uS7

Chain G:  56% 28% 16%



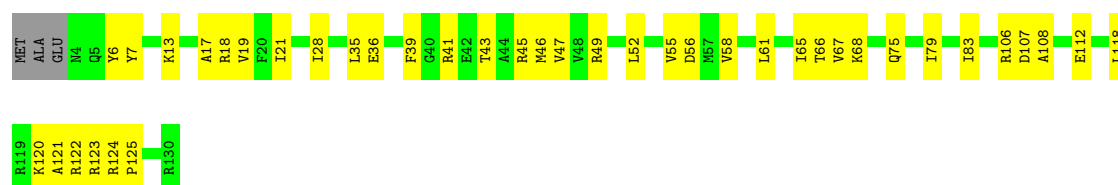
• Molecule 10: Small ribosomal subunit protein uS8

Chain H:  71% 28%



• Molecule 11: Small ribosomal subunit protein uS9

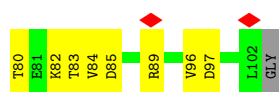
Chain I:  67% 31%



• Molecule 12: Small ribosomal subunit protein uS10

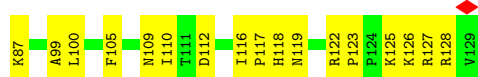
Chain J:  54% 43%





- Molecule 13: Small ribosomal subunit protein uS11

Chain K: 53% 37% 9%



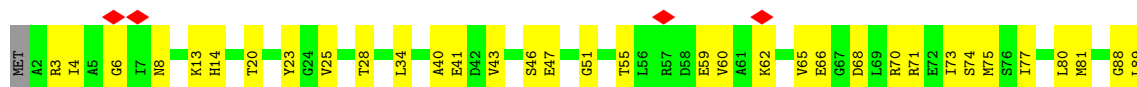
- Molecule 14: Small ribosomal subunit protein uS12

Chain L: 77% 23%



- Molecule 15: Small ribosomal subunit protein uS13

Chain M: 58% 38%



- Molecule 16: Small ribosomal subunit protein uS14

Chain N: 72% 27%



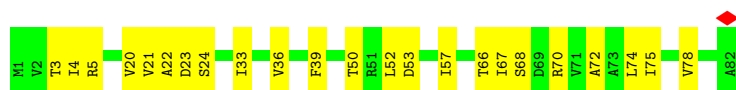
- Molecule 17: Small ribosomal subunit protein uS15

Chain O: 65% 34%



- Molecule 18: Small ribosomal subunit protein bS16

Chain P: 72% 28%



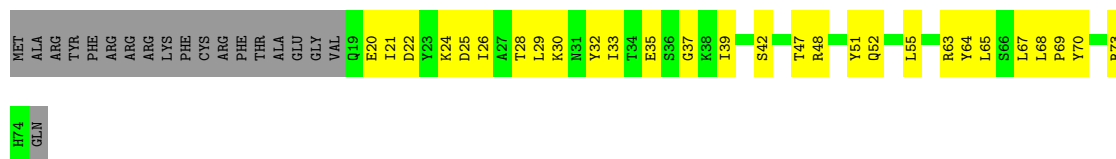
- Molecule 19: Small ribosomal subunit protein uS17

Chain Q: 64% 30% 5%



- Molecule 20: Small ribosomal subunit protein bS18

Chain R: 37% 37% 25%



- Molecule 21: Small ribosomal subunit protein uS19

Chain S: 64% 26% 10%



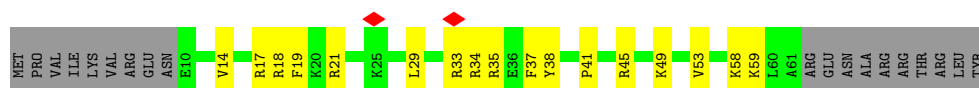
- Molecule 22: Small ribosomal subunit protein bS20

Chain T: 60% 39% 1%



- Molecule 23: Small ribosomal subunit protein bS21

Chain U: 49% 24% 27%



- Molecule 24: Translation initiation factor IF-1

Chain X: 68% 29% 3%



- Molecule 25: Translation initiation factor IF-2





4 Experimental information

Property	Value	Source
EM reconstruction method	SINGLE PARTICLE	Depositor
Imposed symmetry	POINT, Not provided	
Number of particles used	46163	Depositor
Resolution determination method	FSC 0.143 CUT-OFF	Depositor
CTF correction method	PHASE FLIPPING AND AMPLITUDE CORRECTION	Depositor
Microscope	TFS KRIOS	Depositor
Voltage (kV)	300	Depositor
Electron dose ($e^-/\text{\AA}^2$)	51	Depositor
Minimum defocus (nm)	400	Depositor
Maximum defocus (nm)	3800	Depositor
Magnification	Not provided	
Image detector	GATAN K2 SUMMIT (4k x 4k)	Depositor
Maximum map value	0.037	Depositor
Minimum map value	-0.012	Depositor
Average map value	0.000	Depositor
Map value standard deviation	0.002	Depositor
Recommended contour level	0.005	Depositor
Map size (Å)	325.8, 325.8, 325.8	wwPDB
Map dimensions	300, 300, 300	wwPDB
Map angles (°)	90.0, 90.0, 90.0	wwPDB
Pixel spacing (Å)	1.086, 1.086, 1.086	Depositor

5 Model quality

5.1 Standard geometry

Bond lengths and bond angles in the following residue types are not validated in this section: ZN, MG, 4OC, UR3, G7M, 2MG, PSU, MA6, A1IC4, K, 5MC

The Z score for a bond length (or angle) is the number of standard deviations the observed value is removed from the expected value. A bond length (or angle) with $|Z| > 5$ is considered an outlier worth inspection. RMSZ is the root-mean-square of all Z scores of the bond lengths (or angles).

Mol	Chain	Bond lengths		Bond angles	
		RMSZ	# Z >5	RMSZ	# Z >5
1	2	0.40	0/97	0.45	0/149
2	3	0.19	0/1838	0.33	0/2863
3	A	0.25	0/36593	0.31	0/57081
4	B	0.25	0/1784	0.47	0/2403
5	C	0.22	0/1680	0.40	0/2263
6	D	0.31	0/1665	0.48	0/2227
7	E	0.33	0/1165	0.53	0/1568
8	F	0.22	0/881	0.49	0/1189
9	G	0.24	0/1195	0.46	0/1602
10	H	0.28	0/989	0.52	0/1326
11	I	0.21	0/1033	0.49	1/1375 (0.1%)
12	J	0.38	0/813	0.59	0/1100
13	K	0.48	0/893	0.63	0/1205
14	L	0.49	0/969	0.60	0/1300
15	M	0.37	0/900	0.58	0/1204
16	N	0.15	0/817	0.42	0/1088
17	O	0.34	0/722	0.55	0/964
18	P	0.47	0/659	0.55	0/884
19	Q	0.57	0/657	0.72	0/881
20	R	0.43	0/471	0.63	0/633
21	S	0.20	0/680	0.47	0/915
22	T	0.26	0/676	0.46	0/895
23	U	0.34	0/436	0.54	0/577
24	X	0.42	0/570	0.67	0/766
25	Y	0.43	0/3691	0.59	0/4988
26	Z	0.28	0/934	0.58	0/1238
All	All	0.29	0/62808	0.41	1/92684 (0.0%)

Chiral center outliers are detected by calculating the chiral volume of a chiral center and verifying if the center is modelled as a planar moiety or with the opposite hand. A planarity outlier is detected by checking planarity of atoms in a peptide group, atoms in a mainchain group or atoms of a

sidechain that are expected to be planar.

Mol	Chain	#Chirality outliers	#Planarity outliers
7	E	0	2
15	M	0	2
19	Q	0	1
20	R	0	1
25	Y	0	2
All	All	0	8

There are no bond length outliers.

All (1) bond angle outliers are listed below:

Mol	Chain	Res	Type	Atoms	Z	Observed(°)	Ideal(°)
11	I	13	LYS	CB-CA-C	-5.36	110.38	116.54

There are no chirality outliers.

All (8) planarity outliers are listed below:

Mol	Chain	Res	Type	Group
7	E	68	ARG	Sidechain
7	E	69	ARG	Sidechain
15	M	92	ARG	Sidechain
15	M	93	ARG	Sidechain
19	Q	65	ARG	Sidechain
20	R	73	ARG	Sidechain
25	Y	381	ARG	Sidechain
25	Y	455	ARG	Sidechain

5.2 Too-close contacts [i](#)

In the following table, the Non-H and H(model) columns list the number of non-hydrogen atoms and hydrogen atoms in the chain respectively. The H(added) column lists the number of hydrogen atoms added and optimized by MolProbity. The Clashes column lists the number of clashes within the asymmetric unit, whereas Symm-Clashes lists symmetry-related clashes.

Mol	Chain	Non-H	H(model)	H(added)	Clashes	Symm-Clashes
1	2	87	0	44	4	0
2	3	1646	0	832	41	0
3	A	32930	0	16588	630	0
4	B	1753	0	1780	56	0
5	C	1653	0	1722	61	0

Continued on next page...

Continued from previous page...

Mol	Chain	Non-H	H(model)	H(added)	Clashes	Symm-Clashes
6	D	1643	0	1707	60	0
7	E	1152	0	1192	39	0
8	F	862	0	864	51	0
9	G	1181	0	1238	42	0
10	H	979	0	1031	29	0
11	I	1021	0	1070	31	0
12	J	803	0	842	38	0
13	K	877	0	887	50	0
14	L	955	0	1016	28	0
15	M	891	0	952	38	0
16	N	805	0	844	24	0
17	O	714	0	734	24	0
18	P	649	0	666	18	0
19	Q	648	0	691	19	0
20	R	464	0	486	27	0
21	S	663	0	688	21	0
22	T	670	0	719	26	0
23	U	430	0	458	25	0
24	X	563	0	581	15	0
25	Y	3651	0	3726	162	0
26	Z	923	0	976	46	0
27	2	1	0	0	0	0
27	A	4	0	0	0	0
28	3	3	0	0	0	0
28	A	148	0	0	0	0
28	K	1	0	0	0	0
29	A	44	0	0	2	0
30	B	1	0	0	0	0
All	All	58815	0	42334	1472	0

The all-atom clashscore is defined as the number of clashes found per 1000 atoms (including hydrogen atoms). The all-atom clashscore for this structure is 15.

All (1472) close contacts within the same asymmetric unit are listed below, sorted by their clash magnitude.

Atom-1	Atom-2	Interatomic distance (Å)	Clash overlap (Å)
13:K:35:THR:HG22	13:K:41:ALA:HA	1.18	1.16
13:K:21:ALA:HB3	13:K:84:VAL:HG22	1.39	1.00
15:M:4:ILE:HD11	15:M:60:VAL:HG21	1.48	0.94
18:P:3:THR:HG22	18:P:66:THR:OG1	1.69	0.93
6:D:110:THR:HG23	6:D:113:GLU:H	1.34	0.91

Continued on next page...

Continued from previous page...

Atom-1	Atom-2	Interatomic distance (Å)	Clash overlap (Å)
26:Z:86:LYS:O	26:Z:90:VAL:HG23	1.74	0.88
12:J:59:LYS:HG2	12:J:60:ASP:H	1.41	0.85
12:J:14:ASP:OD2	12:J:17:LEU:HG	1.77	0.85
2:3:27:C:H2'	2:3:28:C:C6	2.13	0.84
10:H:48:ASP:HB3	10:H:62:THR:HB	1.60	0.83
2:3:27:C:H6	2:3:27:C:H5'	1.44	0.83
21:S:19:VAL:HG21	21:S:44:MET:HG2	1.59	0.83
6:D:124:MET:SD	6:D:127:GLY:HA2	2.20	0.82
3:A:718:A:O2'	23:U:35:ARG:NH2	2.12	0.81
13:K:21:ALA:CB	13:K:84:VAL:HG22	2.10	0.81
25:Y:401:ASP:HA	25:Y:404:LYS:HD2	1.61	0.81
25:Y:329:GLY:O	25:Y:333:ILE:HG13	1.82	0.80
3:A:1438:G:OP1	22:T:29:ARG:HD3	1.81	0.80
19:Q:69:LYS:HG2	19:Q:70:THR:HG23	1.63	0.79
3:A:685:G:N2	3:A:705:G:O6	2.16	0.79
25:Y:779:LYS:HA	25:Y:782:MET:HE3	1.64	0.79
3:A:1298:U:H3	9:G:114:LYS:HA	1.44	0.79
3:A:908:A:H2'	3:A:909:A:H8	1.47	0.79
9:G:37:SER:HB2	11:I:41:ARG:HD2	1.64	0.78
5:C:134:MET:HE3	5:C:151:VAL:CG1	2.12	0.78
11:I:55:VAL:O	11:I:56:ASP:OD1	2.01	0.78
5:C:134:MET:HE3	5:C:151:VAL:HG12	1.64	0.78
3:A:368:U:OP1	25:Y:605:ARG:NH2	2.17	0.78
3:A:744:C:H2'	3:A:745:G:H8	1.49	0.77
25:Y:409:ASP:HB3	25:Y:415:LYS:HG3	1.65	0.77
25:Y:665:LYS:HA	25:Y:668:ARG:HE	1.50	0.77
26:Z:93:VAL:HG22	26:Z:123:LYS:HB2	1.65	0.77
12:J:6:ILE:HG22	12:J:76:ILE:HB	1.66	0.77
24:X:46:ARG:O	24:X:70:ARG:NH1	2.18	0.77
14:L:21:VAL:HG12	14:L:24:LEU:HB2	1.65	0.76
22:T:35:VAL:O	22:T:39:ILE:HG12	1.85	0.76
26:Z:143:GLU:OE1	26:Z:143:GLU:N	2.19	0.76
7:E:55:GLU:HG3	7:E:57:PRO:HD2	1.68	0.76
15:M:90:ARG:HD2	15:M:95:LEU:HB2	1.68	0.76
6:D:95:GLU:HA	6:D:100:ASN:HD22	1.51	0.75
3:A:390:U:H2'	3:A:391:G:H8	1.52	0.75
3:A:1516:2MG:N2	3:A:1519:MA6:OP2	2.20	0.75
22:T:80:THR:O	22:T:84:ASN:ND2	2.20	0.74
4:B:23:TRP:HB3	4:B:39:HIS:NE2	2.03	0.74
6:D:188:ARG:HH22	6:D:193:ALA:HA	1.52	0.74
3:A:1474:U:H2'	3:A:1475:G:H8	1.53	0.74

Continued on next page...

Continued from previous page...

Atom-1	Atom-2	Interatomic distance (Å)	Clash overlap (Å)
8:F:22:ILE:O	8:F:26:THR:OG1	2.05	0.73
11:I:120:LYS:HG2	11:I:123:ARG:HB3	1.70	0.73
14:L:21:VAL:HG13	14:L:95:TYR:HE1	1.54	0.73
15:M:77:ILE:HB	15:M:91:HIS:HE1	1.53	0.73
3:A:950:U:H3	3:A:1231:G:H1	1.37	0.72
12:J:59:LYS:HG2	12:J:60:ASP:N	2.03	0.72
2:3:27:C:H2'	2:3:28:C:H6	1.52	0.72
3:A:1029:U:O2	3:A:1032:G:N1	2.18	0.72
7:E:11:LEU:HD12	7:E:39:VAL:HG22	1.72	0.72
3:A:1086:U:H3	3:A:1099:G:H1	1.38	0.71
25:Y:575:ASP:HB3	25:Y:578:ARG:HB2	1.72	0.71
3:A:1302:C:OP1	15:M:13:LYS:NZ	2.23	0.71
6:D:156:LYS:HA	6:D:159:LEU:HD12	1.72	0.71
3:A:1240:U:H5''	3:A:1241:G:C8	2.25	0.71
17:O:89:ARG:OXT	17:O:89:ARG:NH1	2.23	0.71
3:A:222:C:H2'	3:A:223:A:H8	1.54	0.71
25:Y:309:ASP:HB3	25:Y:364:LYS:HD3	1.72	0.70
25:Y:688:GLU:HG3	25:Y:717:LYS:HD2	1.74	0.70
7:E:136:VAL:O	7:E:140:THR:HG23	1.92	0.70
12:J:26:VAL:HG23	12:J:36:VAL:HG11	1.74	0.70
3:A:1255:G:O2'	3:A:1258:G:N3	2.24	0.70
9:G:66:LEU:HD21	9:G:97:ASN:OD1	1.91	0.70
13:K:18:ASP:OD2	13:K:37:ARG:NH1	2.24	0.69
13:K:116:ILE:HG22	13:K:118:HIS:CD2	2.26	0.69
15:M:34:LEU:HD21	15:M:41:GLU:HA	1.73	0.69
26:Z:177:LYS:NZ	26:Z:178:LYS:O	2.22	0.69
3:A:1218:C:H2'	3:A:1219:A:H8	1.57	0.69
25:Y:599:CYS:HB3	25:Y:641:VAL:HG22	1.74	0.69
26:Z:177:LYS:HG2	26:Z:178:LYS:N	2.07	0.69
3:A:1409:C:H2'	3:A:1410:A:H8	1.57	0.69
25:Y:394:VAL:HG21	25:Y:548:ILE:HD11	1.75	0.69
13:K:117:PRO:HD2	23:U:35:ARG:HH11	1.58	0.69
25:Y:436:GLU:O	25:Y:437:ASN:ND2	2.26	0.69
9:G:93:PRO:HA	9:G:96:ARG:HD3	1.75	0.69
26:Z:89:LYS:HE3	26:Z:89:LYS:HA	1.75	0.69
26:Z:141:GLY:O	26:Z:144:VAL:HG22	1.92	0.69
3:A:358:U:O2'	25:Y:576:LYS:O	2.11	0.68
3:A:1101:A:OP2	4:B:95:ARG:NH1	2.27	0.68
3:A:1513:A:H2'	3:A:1514:G:H8	1.56	0.68
3:A:178:C:H2'	3:A:179:A:H8	1.59	0.68
8:F:13:ASP:OD1	8:F:14:GLN:NE2	2.27	0.68

Continued on next page...

Continued from previous page...

Atom-1	Atom-2	Interatomic distance (Å)	Clash overlap (Å)
3:A:1328:C:H5''	15:M:28:THR:HG21	1.76	0.68
25:Y:514:LEU:CD1	25:Y:530:PHE:CE1	2.76	0.68
3:A:166:U:H2'	3:A:167:A:C8	2.29	0.68
14:L:65:SER:HG	14:L:97:THR:HG1	1.41	0.68
3:A:673:A:H2'	3:A:674:G:C8	2.29	0.68
3:A:1158:C:H4'	4:B:132:LYS:HD3	1.76	0.68
25:Y:388:GLU:HB2	25:Y:561:ARG:HG3	1.75	0.67
3:A:1427:C:H2'	3:A:1428:A:H8	1.59	0.67
3:A:166:U:H2'	3:A:167:A:H8	1.58	0.67
3:A:1522:U:H2'	3:A:1523:G:H8	1.59	0.67
6:D:163:GLU:O	6:D:167:LYS:NZ	2.27	0.67
8:F:40:GLU:N	8:F:40:GLU:OE1	2.27	0.67
25:Y:586:VAL:O	25:Y:623:SER:N	2.27	0.67
10:H:26:THR:HB	10:H:58:GLU:OE2	1.95	0.67
14:L:42:PRO:HG3	14:L:47:SER:HA	1.77	0.67
26:Z:111:LEU:O	26:Z:115:ILE:HG12	1.94	0.67
3:A:1534:A:N6	23:U:58:LYS:HE2	2.09	0.67
9:G:91:VAL:HG12	9:G:96:ARG:HG3	1.75	0.67
2:3:49:G:N2	2:3:66:C:O2	2.28	0.67
11:I:52:LEU:HB3	11:I:58:VAL:HG22	1.77	0.67
3:A:745:G:H2'	3:A:746:A:H8	1.60	0.66
8:F:12:PRO:O	8:F:15:SER:OG	2.09	0.66
16:N:12:LYS:O	16:N:16:LEU:HD12	1.95	0.66
25:Y:400:VAL:O	25:Y:404:LYS:N	2.24	0.66
25:Y:596:ILE:HD11	25:Y:647:GLU:HG3	1.77	0.66
8:F:1:MET:HE2	8:F:65:GLU:HG2	1.77	0.66
13:K:110:ILE:HG22	23:U:19:PHE:CD1	2.30	0.66
20:R:20:GLU:OE1	20:R:20:GLU:N	2.23	0.66
3:A:1530:G:H2'	3:A:1531:A:H8	1.59	0.66
3:A:910:C:H2'	3:A:911:U:C6	2.30	0.66
26:Z:177:LYS:HG2	26:Z:178:LYS:H	1.60	0.66
3:A:900:A:H2'	3:A:901:A:C8	2.31	0.66
6:D:110:THR:CG2	6:D:113:GLU:H	2.05	0.66
3:A:1350:A:OP1	11:I:123:ARG:NH1	2.28	0.66
25:Y:587:ARG:HG3	25:Y:588:GLU:HG3	1.77	0.66
3:A:1305:G:N2	3:A:1331:G:O2'	2.25	0.66
3:A:1411:C:H42	3:A:1489:G:H1	1.44	0.66
15:M:65:VAL:HG12	15:M:68:ASP:HB2	1.76	0.66
25:Y:583:THR:HG22	25:Y:627:GLU:HG3	1.76	0.66
3:A:1385:G:H2'	3:A:1386:G:C8	2.31	0.66
17:O:8:THR:O	17:O:12:VAL:HG12	1.96	0.66

Continued on next page...

Continued from previous page...

Atom-1	Atom-2	Interatomic distance (Å)	Clash overlap (Å)
19:Q:48:ASP:OD1	19:Q:75:LEU:HD13	1.96	0.66
3:A:458:U:H2'	3:A:459:A:H8	1.60	0.66
3:A:745:G:H2'	3:A:746:A:C8	2.31	0.66
3:A:1128:C:O2'	3:A:1147:C:N3	2.28	0.66
25:Y:426:GLN:OE1	25:Y:427:HIS:ND1	2.26	0.66
9:G:57:SER:HB2	9:G:60:GLU:HB2	1.77	0.65
13:K:35:THR:CG2	13:K:41:ALA:HA	2.12	0.65
2:3:49:G:H1	2:3:65:U:H3	1.44	0.65
3:A:1413:A:H2	3:A:1487:G:H1	1.41	0.65
8:F:41:ASP:OD1	8:F:43:GLY:N	2.29	0.65
20:R:28:THR:HG23	20:R:29:LEU:HD12	1.78	0.65
25:Y:397:MET:HE1	25:Y:479:THR:HG23	1.78	0.65
3:A:939:G:H4'	9:G:102:ARG:HH22	1.60	0.65
10:H:113:ASP:OD1	10:H:114:ARG:N	2.29	0.65
25:Y:447:GLY:HA2	25:Y:455:ARG:HD3	1.77	0.65
4:B:20:THR:HA	4:B:39:HIS:CE1	2.32	0.65
3:A:335:C:H2'	3:A:336:A:H8	1.60	0.65
3:A:951:G:OP2	15:M:101:ARG:NH1	2.29	0.65
4:B:81:LYS:HZ2	4:B:93:ASN:HB2	1.62	0.65
23:U:41:PRO:HB2	23:U:45:ARG:HH21	1.61	0.65
4:B:154:MET:SD	4:B:154:MET:N	2.70	0.65
25:Y:617:VAL:HG12	25:Y:619:GLU:H	1.63	0.64
3:A:664:G:H22	3:A:741:G:H1	1.45	0.64
6:D:90:LEU:HD12	6:D:91:LEU:HD22	1.80	0.64
4:B:70:VAL:HB	4:B:163:VAL:HG12	1.79	0.64
5:C:110:GLU:OE2	5:C:140:ASN:OD1	2.15	0.64
3:A:1507:A:H2'	3:A:1508:A:C8	2.32	0.64
8:F:21:MET:HA	8:F:24:ARG:HB3	1.80	0.64
12:J:37:ARG:N	12:J:75:ASP:O	2.30	0.64
10:H:45:PHE:CD1	10:H:72:VAL:HG22	2.32	0.64
17:O:36:ILE:HD13	17:O:60:VAL:HG12	1.79	0.64
20:R:26:ILE:HG22	20:R:30:LYS:HD3	1.80	0.64
25:Y:673:LYS:HG2	25:Y:677:MET:HE2	1.80	0.64
3:A:1451:U:OP2	3:A:1452:C:N4	2.31	0.64
8:F:6:ILE:HB	8:F:62:MET:HG3	1.79	0.64
3:A:1492:A:N6	14:L:44:LYS:O	2.31	0.64
3:A:492:C:H2'	3:A:493:A:C8	2.33	0.63
3:A:1314:C:N4	21:S:2:PRO:O	2.32	0.63
8:F:16:GLU:CD	8:F:16:GLU:H	2.05	0.63
3:A:1222:G:OP2	3:A:1322:C:N4	2.22	0.63
6:D:90:LEU:CD1	6:D:91:LEU:HD22	2.29	0.63

Continued on next page...

Continued from previous page...

Atom-1	Atom-2	Interatomic distance (Å)	Clash overlap (Å)
6:D:198:HIS:O	6:D:202:GLU:HG2	1.97	0.63
13:K:126:LYS:HA	23:U:37:PHE:CE1	2.33	0.63
3:A:552:U:H2'	3:A:553:A:H8	1.64	0.63
18:P:72:ALA:HA	18:P:75:ILE:HD12	1.81	0.63
25:Y:343:ALA:HB1	25:Y:347:GLN:HG2	1.81	0.63
19:Q:26:GLU:N	19:Q:26:GLU:OE1	2.32	0.63
23:U:59:LYS:O	23:U:59:LYS:NZ	2.25	0.62
3:A:1137:C:O2	3:A:1138:G:N2	2.32	0.62
14:L:73:ASN:HB3	25:Y:670:GLN:HG2	1.80	0.62
3:A:433:G:H21	25:Y:300:GLN:HE22	1.48	0.62
3:A:908:A:H2'	3:A:909:A:C8	2.32	0.62
3:A:1391:U:H2'	3:A:1392:G:H8	1.64	0.62
19:Q:38:ILE:HG22	19:Q:39:LYS:N	2.14	0.62
24:X:55:VAL:HA	24:X:66:ARG:O	2.00	0.62
25:Y:564:MET:HE1	25:Y:566:SER:HB2	1.80	0.62
3:A:18:C:OP1	7:E:132:ASN:ND2	2.29	0.62
3:A:77:A:H2'	3:A:78:A:C8	2.35	0.62
3:A:408:A:OP1	6:D:110:THR:HG21	1.99	0.62
7:E:45:ARG:HH21	7:E:72:ILE:C	2.07	0.62
9:G:75:VAL:HB	9:G:148:ASN:HD22	1.64	0.62
14:L:70:GLU:N	14:L:70:GLU:OE1	2.33	0.61
17:O:29:VAL:HG21	17:O:67:LEU:HD21	1.82	0.61
22:T:22:ALA:O	22:T:26:SER:OG	2.18	0.61
3:A:1015:G:N2	3:A:1218:C:O2	2.31	0.61
2:3:53:G:N2	2:3:62:C:O4'	2.33	0.61
9:G:108:ALA:HA	9:G:123:GLU:HG3	1.81	0.61
18:P:3:THR:CG2	18:P:66:THR:OG1	2.47	0.61
25:Y:321:LEU:HD11	25:Y:325:MET:HE3	1.82	0.61
3:A:1166:G:O2'	3:A:1170:A:N6	2.34	0.61
6:D:170:TRP:CD2	6:D:186:PRO:HG3	2.35	0.61
7:E:36:LEU:HD22	7:E:134:ILE:HG22	1.82	0.61
3:A:1427:C:H2'	3:A:1428:A:C8	2.34	0.61
3:A:1488:G:H2'	3:A:1489:G:C8	2.36	0.61
21:S:63:THR:N	21:S:66:MET:HE3	2.14	0.61
25:Y:733:ALA:HA	25:Y:743:LEU:HD11	1.82	0.61
4:B:20:THR:HA	4:B:39:HIS:HE1	1.65	0.61
9:G:97:ASN:O	9:G:101:MET:HG3	2.00	0.61
15:M:8:ASN:ND2	15:M:66:GLU:OE2	2.34	0.61
3:A:1513:A:H2'	3:A:1514:G:C8	2.35	0.61
13:K:29:ASN:OD1	13:K:30:THR:N	2.34	0.61
26:Z:159:GLU:OE1	26:Z:160:SER:N	2.34	0.61

Continued on next page...

Continued from previous page...

Atom-1	Atom-2	Interatomic distance (Å)	Clash overlap (Å)
24:X:52:LYS:O	24:X:71:SER:OG	2.19	0.61
3:A:824:G:H2'	3:A:825:A:C8	2.36	0.61
13:K:110:ILE:CG2	23:U:19:PHE:CD1	2.83	0.61
3:A:404:G:OP2	6:D:115:ARG:NH2	2.32	0.60
5:C:140:ASN:OD1	5:C:141:ALA:N	2.34	0.60
3:A:1114:C:O2'	16:N:100:SER:O	2.18	0.60
5:C:40:ARG:HH11	5:C:57:ILE:HD13	1.67	0.60
10:H:124:GLU:N	10:H:124:GLU:OE1	2.33	0.60
13:K:116:ILE:HG22	13:K:118:HIS:HD2	1.66	0.60
22:T:24:ARG:HD3	22:T:61:GLN:HE22	1.66	0.60
3:A:930:C:H3'	3:A:931:C:H5''	1.82	0.60
21:S:63:THR:H	21:S:66:MET:HE3	1.67	0.60
3:A:716:A:H1'	13:K:119:ASN:O	2.02	0.60
5:C:108:LYS:HB3	5:C:111:LEU:HD12	1.83	0.60
7:E:72:ILE:HD12	7:E:73:ASN:H	1.67	0.60
11:I:79:ILE:O	11:I:83:ILE:HG22	2.02	0.60
25:Y:609:MET:SD	25:Y:619:GLU:HA	2.42	0.60
3:A:71:A:H61	3:A:99:C:H1'	1.65	0.60
25:Y:506:ASP:HB3	25:Y:509:ARG:HB2	1.82	0.60
3:A:1348:U:H4'	11:I:122:ARG:HD2	1.83	0.60
13:K:16:VAL:HG22	13:K:79:ILE:HD13	1.84	0.60
15:M:40:ALA:HB3	15:M:43:VAL:HG13	1.83	0.60
8:F:15:SER:OG	8:F:44:ARG:NH2	2.34	0.60
8:F:68:GLN:O	8:F:71:ILE:HG12	2.02	0.60
25:Y:479:THR:O	25:Y:483:ILE:HG13	2.02	0.60
1:2:16:A:P	3:A:926:G:H22	2.26	0.59
3:A:1239:A:H1'	3:A:1241:G:C5	2.37	0.59
14:L:21:VAL:HG11	14:L:24:LEU:HD22	1.84	0.59
19:Q:50:ASN:HB2	19:Q:52:GLU:HG2	1.84	0.59
3:A:1048:G:N2	3:A:1209:C:O2	2.29	0.59
3:A:1118:U:OP1	11:I:106:ARG:NH1	2.35	0.59
3:A:1183:U:O2'	3:A:1184:G:OP1	2.19	0.59
5:C:11:ARG:HB3	5:C:15:VAL:HG22	1.85	0.59
6:D:197:GLU:OE1	6:D:197:GLU:N	2.27	0.59
8:F:12:PRO:HD3	8:F:57:ALA:HA	1.84	0.59
16:N:41:ARG:O	16:N:45:VAL:HG23	2.02	0.59
25:Y:687:HIS:ND1	25:Y:715:GLU:O	2.36	0.59
3:A:841:C:H2'	3:A:842:U:C5	2.37	0.59
24:X:32:VAL:HG13	24:X:63:SER:O	2.03	0.59
2:3:4:C:H2'	2:3:5:G:H4'	1.82	0.59
3:A:1124:G:N2	3:A:1125:U:O4	2.24	0.59

Continued on next page...

Continued from previous page...

Atom-1	Atom-2	Interatomic distance (Å)	Clash overlap (Å)
3:A:1165:U:H3	3:A:1171:A:H61	1.50	0.59
8:F:9:MET:HG3	8:F:85:ILE:HB	1.83	0.59
4:B:73:LYS:HE2	4:B:164:ILE:HD11	1.83	0.59
10:H:45:PHE:HD1	10:H:72:VAL:HG22	1.66	0.59
19:Q:14:SER:HB2	19:Q:22:VAL:HB	1.83	0.59
2:3:27:C:O2	2:3:44:G:N2	2.36	0.59
3:A:947:G:H5''	15:M:107:ARG:HB2	1.84	0.59
7:E:92:SER:OG	7:E:130:SER:O	2.18	0.59
16:N:80:SER:HB2	16:N:83:LYS:HD3	1.85	0.59
8:F:29:ILE:HD11	8:F:74:LEU:HD11	1.85	0.59
9:G:86:GLN:N	9:G:86:GLN:OE1	2.36	0.59
17:O:26:GLU:OE1	17:O:26:GLU:N	2.31	0.59
26:Z:70:TYR:HB2	26:Z:72:LYS:HZ2	1.67	0.59
3:A:235:C:H2'	3:A:236:A:C8	2.38	0.58
3:A:1385:G:H2'	3:A:1386:G:H8	1.68	0.58
4:B:117:LEU:HB3	4:B:141:LEU:HD21	1.84	0.58
7:E:151:GLU:CD	7:E:151:GLU:H	2.10	0.58
11:I:112:GLU:N	11:I:112:GLU:OE1	2.35	0.58
25:Y:395:THR:HB	25:Y:462:THR:HG21	1.83	0.58
3:A:160:A:H2'	3:A:161:A:C8	2.37	0.58
3:A:208:U:O2'	3:A:211:G:O6	2.20	0.58
3:A:235:C:H2'	3:A:236:A:H8	1.67	0.58
3:A:390:U:H2'	3:A:391:G:C8	2.37	0.58
3:A:1240:U:H5''	3:A:1241:G:H8	1.65	0.58
4:B:77:SER:O	4:B:81:LYS:HG3	2.02	0.58
3:A:1446:A:H2'	3:A:1447:A:C8	2.38	0.58
14:L:21:VAL:CG1	14:L:24:LEU:HB2	2.32	0.58
2:3:34:C:O2'	2:3:35:A:OP1	2.21	0.58
5:C:107:ARG:HD3	5:C:107:ARG:N	2.18	0.58
7:E:26:LYS:HD2	7:E:26:LYS:O	2.04	0.58
7:E:57:PRO:HA	7:E:60:ILE:HG12	1.86	0.58
3:A:210:C:H1'	3:A:211:G:N1	2.17	0.58
3:A:399:G:H2'	3:A:400:C:C6	2.38	0.58
5:C:21:THR:OG1	5:C:58:GLU:OE2	2.20	0.58
3:A:382:A:H2'	3:A:383:A:C8	2.38	0.58
3:A:1299:A:N3	3:A:1299:A:H2'	2.19	0.58
7:E:29:ARG:HH21	7:E:31:PHE:HZ	1.51	0.58
8:F:102:MET:HE2	20:R:25:ASP:HA	1.85	0.58
12:J:37:ARG:HB2	12:J:75:ASP:HB3	1.85	0.58
13:K:21:ALA:HB3	13:K:84:VAL:CG2	2.24	0.58
26:Z:114:LEU:HD11	26:Z:152:LEU:HD22	1.85	0.58

Continued on next page...

Continued from previous page...

Atom-1	Atom-2	Interatomic distance (Å)	Clash overlap (Å)
3:A:941:G:N2	3:A:1342:C:O2	2.33	0.58
7:E:101:GLU:N	7:E:101:GLU:OE1	2.36	0.58
3:A:1494:G:N2	26:Z:103:ASP:OD2	2.30	0.58
18:P:36:VAL:HG11	18:P:57:ILE:HD11	1.85	0.58
3:A:376:G:H5''	18:P:5:ARG:HB2	1.85	0.58
3:A:1317:C:OP1	16:N:24:ARG:NH2	2.37	0.58
3:A:1534:A:H62	23:U:58:LYS:HE2	1.67	0.58
6:D:50:ASP:O	6:D:54:GLN:HG3	2.03	0.58
10:H:7:ILE:H	10:H:7:ILE:HD12	1.67	0.58
2:3:12:C:H5'	26:Z:87:LYS:HZ1	1.68	0.57
6:D:90:LEU:HD12	6:D:91:LEU:N	2.19	0.57
13:K:46:THR:HG23	13:K:49:GLY:H	1.69	0.57
7:E:107:ALA:HB1	7:E:111:MET:HE3	1.86	0.57
8:F:42:TRP:HB2	8:F:59:TYR:HB2	1.85	0.57
6:D:101:VAL:O	6:D:105:MET:HG2	2.04	0.57
18:P:4:ILE:HG13	18:P:21:VAL:HG22	1.86	0.57
6:D:197:GLU:H	6:D:197:GLU:CD	2.12	0.57
13:K:82:LEU:HD22	13:K:105:PHE:HB3	1.86	0.57
25:Y:432:HIS:CG	25:Y:432:HIS:O	2.58	0.57
3:A:477:C:H2'	3:A:478:A:C8	2.39	0.57
5:C:11:ARG:NH1	5:C:178:LEU:HA	2.19	0.57
12:J:85:ASP:O	12:J:89:ARG:HG2	2.05	0.57
25:Y:377:VAL:HG21	25:Y:653:VAL:HG21	1.86	0.57
3:A:167:A:H2'	3:A:168:G:H8	1.69	0.57
3:A:1098:C:OP2	4:B:143:LYS:NZ	2.38	0.57
3:A:1223:C:OP2	21:S:78:ARG:NH2	2.32	0.57
3:A:1375:A:OP1	9:G:25:LYS:NZ	2.30	0.57
9:G:113:ASP:H	9:G:119:ARG:HG2	1.70	0.57
15:M:46:SER:OG	15:M:47:GLU:N	2.33	0.57
15:M:71:ARG:O	15:M:74:SER:OG	2.19	0.57
3:A:34:C:H2'	3:A:35:G:H8	1.69	0.57
3:A:1005:A:N7	3:A:1024:G:O2'	2.36	0.57
3:A:1013:G:N2	3:A:1016:A:OP2	2.26	0.57
9:G:137:LYS:O	9:G:141:VAL:HG13	2.04	0.57
17:O:29:VAL:HG23	17:O:63:ARG:HG2	1.87	0.57
3:A:1007:U:OP1	16:N:19:LYS:NZ	2.24	0.57
3:A:1237:C:H3'	3:A:1238:A:H5'	1.86	0.57
3:A:1494:G:C8	24:X:18:PRO:HB3	2.39	0.57
15:M:93:ARG:HG3	15:M:95:LEU:HG	1.86	0.57
3:A:147:G:H2'	3:A:148:G:C8	2.39	0.57
3:A:643:C:OP1	10:H:31:LYS:NZ	2.37	0.57

Continued on next page...

Continued from previous page...

Atom-1	Atom-2	Interatomic distance (Å)	Clash overlap (Å)
3:A:1219:A:H5''	16:N:53:ARG:HH11	1.70	0.57
20:R:48:ARG:HD2	20:R:48:ARG:N	2.19	0.57
25:Y:329:GLY:HA3	25:Y:332:VAL:HB	1.86	0.57
3:A:8:A:N7	6:D:206:LYS:HA	2.19	0.56
3:A:1316:G:O6	21:S:7:LYS:NZ	2.38	0.56
3:A:1367:C:OP1	12:J:62:ARG:NH2	2.37	0.56
25:Y:482:ALA:HA	25:Y:485:HIS:CE1	2.40	0.56
3:A:471:U:H2'	3:A:472:U:H6	1.69	0.56
3:A:790:A:H2'	3:A:791:G:C8	2.40	0.56
3:A:1412:C:H2'	3:A:1413:A:O4'	2.05	0.56
3:A:337:G:H2'	3:A:338:A:C8	2.41	0.56
3:A:500:G:H2'	3:A:501:C:C6	2.41	0.56
3:A:993:G:O2'	3:A:994:A:N7	2.38	0.56
8:F:100:SER:HB3	8:F:103:VAL:HG22	1.87	0.56
19:Q:59:VAL:HG12	19:Q:78:VAL:HG13	1.87	0.56
25:Y:314:GLU:HA	25:Y:351:GLN:HB2	1.87	0.56
25:Y:514:LEU:HD13	25:Y:530:PHE:HE1	1.70	0.56
3:A:811:C:O2'	3:A:901:A:N1	2.39	0.56
6:D:118:VAL:HA	6:D:123:ILE:HD13	1.86	0.56
23:U:29:LEU:O	23:U:33:ARG:HG2	2.05	0.56
2:3:0:G:O2'	2:3:1:G:O5'	2.23	0.56
3:A:181:A:O2'	3:A:194:C:N4	2.39	0.56
3:A:299:G:H2'	3:A:300:A:C8	2.40	0.56
3:A:458:U:H2'	3:A:459:A:C8	2.40	0.56
3:A:1041:G:H2'	3:A:1042:A:H8	1.69	0.56
3:A:1060:U:H3	3:A:1197:A:H61	1.53	0.56
3:A:1147:C:H2'	3:A:1148:U:H6	1.71	0.56
11:I:19:VAL:HG22	11:I:65:ILE:HG23	1.87	0.56
16:N:66:GLN:CD	16:N:66:GLN:H	2.14	0.56
3:A:868:C:H2'	3:A:869:G:O4'	2.05	0.56
3:A:1391:U:H2'	3:A:1392:G:C8	2.41	0.56
4:B:26:LYS:H	4:B:26:LYS:HD2	1.69	0.56
9:G:16:PRO:HG3	11:I:43:THR:HG22	1.86	0.56
17:O:55:GLY:O	17:O:59:MET:HG3	2.05	0.56
3:A:171:A:H2'	3:A:172:A:C8	2.40	0.56
3:A:824:G:H2'	3:A:825:A:H8	1.69	0.56
24:X:56:GLU:OE1	24:X:56:GLU:N	2.37	0.56
3:A:986:U:H3	3:A:1219:A:H61	1.54	0.55
3:A:1259:C:O2'	3:A:1283:U:O2	2.24	0.55
5:C:125:GLU:HG3	5:C:189:ALA:HB1	1.88	0.55
14:L:65:SER:OG	14:L:97:THR:OG1	2.14	0.55

Continued on next page...

Continued from previous page...

Atom-1	Atom-2	Interatomic distance (Å)	Clash overlap (Å)
3:A:512:U:H2'	3:A:513:C:C6	2.41	0.55
3:A:794:A:H2'	3:A:795:C:C6	2.42	0.55
7:E:60:ILE:HG13	7:E:61:GLN:N	2.20	0.55
20:R:21:ILE:HG21	20:R:55:LEU:HD23	1.88	0.55
3:A:1147:C:O2'	11:I:7:TYR:OH	2.20	0.55
3:A:56:U:H2'	3:A:57:G:H8	1.72	0.55
3:A:1134:G:N1	3:A:1141:C:N3	2.54	0.55
10:H:11:LEU:HD22	10:H:75:ILE:HG23	1.89	0.55
16:N:98:LYS:NZ	16:N:99:ALA:O	2.37	0.55
21:S:50:ALA:HB1	21:S:57:HIS:HB3	1.88	0.55
3:A:739:C:O2'	17:O:42:HIS:ND1	2.39	0.55
5:C:7:PRO:HG2	5:C:201:TRP:HE1	1.71	0.55
7:E:64:MET:O	7:E:68:ARG:HG3	2.07	0.55
25:Y:414:THR:HG23	25:Y:416:VAL:HG22	1.88	0.55
25:Y:511:LYS:HA	25:Y:514:LEU:HG	1.88	0.55
26:Z:127:THR:HB	26:Z:169:GLN:HE21	1.72	0.55
1:2:16:A:OP2	3:A:926:G:N1	2.35	0.55
25:Y:321:LEU:HD11	25:Y:325:MET:CE	2.36	0.55
25:Y:665:LYS:HA	25:Y:668:ARG:NE	2.18	0.55
3:A:634:C:H2'	3:A:635:A:H8	1.71	0.55
3:A:1178:G:N2	3:A:1181:G:OP2	2.39	0.55
11:I:36:GLU:N	11:I:36:GLU:OE1	2.38	0.55
20:R:68:LEU:HG	20:R:69:PRO:HD2	1.88	0.55
25:Y:371:ASN:O	25:Y:374:GLU:HG2	2.06	0.55
3:A:714:G:H2'	3:A:715:A:C8	2.41	0.55
3:A:1320:C:N3	21:S:36:ARG:NH2	2.55	0.55
17:O:87:LEU:HD23	17:O:87:LEU:H	1.70	0.55
25:Y:522:GLU:HA	25:Y:526:GLY:H	1.70	0.55
3:A:539:A:H2'	3:A:540:G:C8	2.42	0.55
4:B:86:SER:O	4:B:222:ARG:NH1	2.38	0.55
12:J:42:LEU:HB2	12:J:71:LEU:HB3	1.89	0.55
25:Y:514:LEU:CD1	25:Y:530:PHE:HE1	2.19	0.55
2:3:25:U:H2'	2:3:26:A:O4'	2.06	0.54
3:A:1480:A:H2'	3:A:1481:U:C6	2.42	0.54
3:A:865:A:H2'	3:A:866:C:C6	2.43	0.54
3:A:1426:G:C6	3:A:1475:G:C5	2.95	0.54
9:G:111:ARG:HD2	9:G:123:GLU:HG2	1.89	0.54
25:Y:321:LEU:CD1	25:Y:325:MET:HE3	2.38	0.54
25:Y:528:SER:O	25:Y:529:GLN:NE2	2.40	0.54
20:R:42:SER:OG	20:R:47:THR:O	2.26	0.54
24:X:35:HIS:O	24:X:67:ILE:HG12	2.07	0.54

Continued on next page...

Continued from previous page...

Atom-1	Atom-2	Interatomic distance (Å)	Clash overlap (Å)
2:3:50:C:N4	2:3:51:G:O6	2.41	0.54
3:A:1359:C:OP1	16:N:62:ASN:ND2	2.40	0.54
8:F:9:MET:HE2	8:F:59:TYR:CE2	2.43	0.54
14:L:42:PRO:HD3	14:L:48:ALA:O	2.08	0.54
2:3:6:G:N2	2:3:67:C:O2	2.41	0.54
3:A:781:A:OP2	3:A:800:G:N1	2.29	0.54
3:A:1005:A:N6	3:A:1024:G:O3'	2.41	0.54
8:F:27:ALA:O	8:F:31:GLY:N	2.39	0.54
3:A:555:U:H2'	3:A:556:C:C6	2.42	0.54
20:R:65:LEU:HB3	20:R:67:LEU:HG	1.90	0.54
13:K:126:LYS:HD3	23:U:37:PHE:CD1	2.43	0.54
3:A:1474:U:O2'	3:A:1475:G:H5'	2.08	0.54
19:Q:49:GLU:OE1	19:Q:49:GLU:N	2.36	0.54
20:R:35:GLU:OE1	20:R:35:GLU:N	2.35	0.54
29:A:1601:A1IC4:O10	29:A:1601:A1IC4:N3	2.41	0.54
3:A:440:C:C2	3:A:441:A:C8	2.95	0.53
12:J:80:THR:HB	12:J:83:THR:HG23	1.90	0.53
6:D:57:GLU:HG2	6:D:199:LEU:HD12	1.90	0.53
9:G:86:GLN:HB3	9:G:148:ASN:HD21	1.73	0.53
20:R:33:ILE:HD11	20:R:37:GLY:HA2	1.89	0.53
3:A:167:A:H2'	3:A:168:G:C8	2.42	0.53
3:A:948:C:H3'	15:M:105:ASN:HD21	1.74	0.53
3:A:1447:A:H5''	3:A:1448:C:H5	1.73	0.53
10:H:116:ALA:O	10:H:120:GLY:N	2.41	0.53
4:B:105:LYS:HZ1	4:B:106:THR:HG22	1.73	0.53
6:D:50:ASP:OD1	6:D:51:TYR:N	2.39	0.53
19:Q:38:ILE:CG2	19:Q:39:LYS:N	2.72	0.53
3:A:555:U:H2'	3:A:556:C:H6	1.74	0.53
3:A:1009:U:H3	3:A:1020:G:H1	1.55	0.53
3:A:1279:G:O2'	3:A:1281:C:OP2	2.23	0.53
4:B:114:LEU:HD13	4:B:144:LEU:HG	1.90	0.53
12:J:63:ASP:OD2	16:N:85:ARG:NH1	2.41	0.53
3:A:392:C:O2'	3:A:483:C:O2'	2.26	0.53
3:A:647:C:H2'	3:A:648:A:H8	1.74	0.53
3:A:1284:C:H3'	3:A:1285:A:H2'	1.90	0.53
3:A:1506:U:O2	13:K:128:ARG:NH1	2.41	0.53
6:D:61:VAL:O	6:D:64:ILE:HG22	2.08	0.53
8:F:72:ASP:HA	8:F:75:GLU:HG2	1.90	0.53
10:H:5:ASP:OD2	10:H:77:ARG:NH2	2.42	0.53
12:J:32:THR:HG23	12:J:83:THR:HG22	1.91	0.53
26:Z:74:LEU:H	26:Z:74:LEU:HD12	1.74	0.53

Continued on next page...

Continued from previous page...

Atom-1	Atom-2	Interatomic distance (Å)	Clash overlap (Å)
3:A:838:G:H2'	3:A:839:C:H6	1.73	0.53
7:E:157:ARG:NH2	10:H:43:GLU:OE2	2.33	0.53
8:F:32:ALA:HB2	8:F:70:VAL:HG21	1.91	0.53
20:R:29:LEU:HD12	20:R:29:LEU:H	1.73	0.53
3:A:436:C:H2'	3:A:437:U:C6	2.44	0.53
3:A:1530:G:H2'	3:A:1531:A:C8	2.43	0.53
8:F:10:VAL:HG22	8:F:84:VAL:HG12	1.89	0.53
11:I:75:GLN:O	11:I:79:ILE:HG12	2.09	0.53
12:J:80:THR:HG22	12:J:82:LYS:HE2	1.91	0.53
13:K:19:GLY:N	13:K:79:ILE:HD11	2.24	0.53
3:A:962:C:H2'	3:A:963:G:H8	1.74	0.53
3:A:1496:C:N4	3:A:1497:G:O6	2.42	0.53
4:B:31:ILE:HD12	4:B:39:HIS:HB3	1.90	0.53
15:M:59:GLU:HA	15:M:62:LYS:HE2	1.90	0.53
21:S:10:PHE:HE1	21:S:37:ARG:HG3	1.74	0.53
25:Y:471:ALA:HB1	25:Y:506:ASP:H	1.74	0.53
3:A:893:C:H2'	3:A:894:G:H8	1.74	0.52
4:B:100:MET:HB3	4:B:107:VAL:HG11	1.90	0.52
5:C:137:ALA:HA	5:C:140:ASN:HD21	1.74	0.52
13:K:13:ARG:CZ	13:K:77:TYR:HA	2.40	0.52
13:K:126:LYS:HA	23:U:37:PHE:HE1	1.72	0.52
22:T:80:THR:O	22:T:83:ILE:HG22	2.09	0.52
6:D:110:THR:HG23	6:D:113:GLU:N	2.14	0.52
12:J:80:THR:CG2	12:J:82:LYS:HE2	2.39	0.52
15:M:71:ARG:HH12	15:M:75:MET:HE3	1.74	0.52
25:Y:394:VAL:HG22	25:Y:464:ILE:HB	1.90	0.52
25:Y:397:MET:HE3	25:Y:467:LEU:HB2	1.91	0.52
3:A:1526:G:H2'	3:A:1527:U:C6	2.43	0.52
4:B:18:HIS:HB3	4:B:22:TYR:HD2	1.74	0.52
12:J:22:THR:O	12:J:26:VAL:HG12	2.10	0.52
23:U:17:ARG:O	23:U:21:ARG:HG2	2.10	0.52
25:Y:399:HIS:ND1	25:Y:447:GLY:HA3	2.24	0.52
25:Y:565:ALA:HA	25:Y:589:GLY:HA3	1.90	0.52
25:Y:574:LEU:HD21	25:Y:634:VAL:HG22	1.91	0.52
3:A:707:U:H2'	3:A:708:C:C6	2.45	0.52
3:A:1413:A:N1	3:A:1487:G:O6	2.43	0.52
3:A:1507:A:H2'	3:A:1508:A:H8	1.74	0.52
5:C:65:ARG:NH1	5:C:67:THR:OG1	2.42	0.52
14:L:25:GLU:O	14:L:25:GLU:HG2	2.09	0.52
22:T:58:VAL:HG23	22:T:59:ASP:OD1	2.09	0.52
25:Y:696:ASP:OD1	25:Y:696:ASP:N	2.41	0.52

Continued on next page...

Continued from previous page...

Atom-1	Atom-2	Interatomic distance (Å)	Clash overlap (Å)
26:Z:156:ALA:C	26:Z:177:LYS:HE3	2.35	0.52
3:A:78:A:N6	3:A:79:G:H21	2.08	0.52
3:A:780:A:H5''	13:K:125:LYS:HE2	1.91	0.52
3:A:1027:C:H2'	3:A:1028:C:C6	2.45	0.52
4:B:115:LYS:O	4:B:119:THR:HG23	2.09	0.52
6:D:13:ARG:HB3	6:D:38:PRO:HD3	1.91	0.52
3:A:399:G:H2'	3:A:400:C:H6	1.72	0.52
3:A:511:C:OP1	6:D:44:ARG:NH1	2.42	0.52
3:A:744:C:H2'	3:A:745:G:C8	2.37	0.52
3:A:979:C:OP1	3:A:1223:C:N4	2.42	0.52
9:G:101:MET:O	9:G:105:VAL:HG13	2.09	0.52
13:K:112:ASP:OD1	13:K:112:ASP:O	2.28	0.52
3:A:380:G:N2	3:A:383:A:OP2	2.42	0.52
3:A:779:C:H2'	3:A:780:A:C8	2.44	0.52
3:A:972:C:OP2	12:J:59:LYS:HE2	2.09	0.52
3:A:1236:A:H2'	3:A:1237:C:H6	1.75	0.52
5:C:6:HIS:CE1	5:C:8:ASN:HB3	2.45	0.52
8:F:21:MET:HB2	8:F:25:TYR:CE1	2.45	0.52
13:K:22:HIS:HB2	13:K:33:THR:HG23	1.91	0.52
21:S:24:GLU:OE1	21:S:24:GLU:N	2.28	0.52
25:Y:311:VAL:HA	25:Y:366:ILE:HB	1.90	0.52
25:Y:480:ILE:HA	25:Y:483:ILE:HD12	1.92	0.52
25:Y:609:MET:SD	25:Y:619:GLU:CA	2.98	0.52
2:3:7:U:O2'	2:3:46:G:N2	2.34	0.52
3:A:501:C:H2'	3:A:502:A:H8	1.74	0.52
5:C:55:ILE:HG12	5:C:68:ILE:HG23	1.90	0.52
5:C:91:VAL:HG11	5:C:101:ILE:HD11	1.90	0.52
10:H:31:LYS:HA	10:H:34:VAL:HG22	1.92	0.52
25:Y:606:VAL:HG13	25:Y:628:ILE:HB	1.91	0.52
25:Y:749:ARG:HA	25:Y:749:ARG:NH1	2.25	0.52
9:G:63:GLU:O	9:G:67:GLU:HG3	2.10	0.52
12:J:34:ALA:HB2	12:J:83:THR:HG21	1.91	0.52
3:A:202:G:HO2'	3:A:468:A:H8	1.57	0.51
3:A:1410:A:H2'	3:A:1411:C:C6	2.45	0.51
4:B:103:ASN:ND2	4:B:106:THR:HG23	2.24	0.51
15:M:23:TYR:HB3	15:M:66:GLU:HB3	1.92	0.51
17:O:3:LEU:HD23	17:O:38:HIS:CD2	2.45	0.51
25:Y:316:ILE:HB	25:Y:320:GLU:OE2	2.10	0.51
12:J:66:GLU:OE2	12:J:68:ARG:NH1	2.43	0.51
3:A:791:G:H22	3:A:1497:G:H4'	1.75	0.51
3:A:1419:G:H2'	3:A:1420:U:O4'	2.11	0.51

Continued on next page...

Continued from previous page...

Atom-1	Atom-2	Interatomic distance (Å)	Clash overlap (Å)
17:O:32:LEU:O	17:O:36:ILE:HG13	2.09	0.51
26:Z:139:GLN:H	26:Z:139:GLN:CD	2.14	0.51
2:3:5:G:O2'	2:3:6:G:H5'	2.10	0.51
3:A:1081:A:OP2	7:E:52:LYS:NZ	2.42	0.51
4:B:77:SER:HB2	4:B:81:LYS:HZ1	1.74	0.51
19:Q:17:MET:HE3	19:Q:20:SER:OG	2.10	0.51
12:J:15:HIS:CE1	12:J:16:ARG:HG3	2.45	0.51
2:3:34:C:H2'	2:3:35:A:H8	1.74	0.51
3:A:1130:A:H61	3:A:1144:G:H1'	1.75	0.51
16:N:85:ARG:O	16:N:89:MET:HG2	2.11	0.51
25:Y:594:GLY:HA2	25:Y:605:ARG:HH12	1.74	0.51
26:Z:71:GLY:HA2	26:Z:74:LEU:HD13	1.92	0.51
2:3:72:C:O2'	2:3:73:G:H8	1.94	0.51
3:A:161:A:H2'	3:A:162:A:C8	2.46	0.51
3:A:515:G:H2'	3:A:516:PSU:H6	1.76	0.51
7:E:126:LYS:HD2	7:E:127:ALA:H	1.76	0.51
22:T:9:LYS:O	22:T:13:GLN:HG2	2.09	0.51
3:A:471:U:H2'	3:A:472:U:C6	2.45	0.51
3:A:1481:U:H2'	3:A:1482:G:C8	2.46	0.51
8:F:21:MET:HB2	8:F:25:TYR:CZ	2.46	0.51
14:L:54:ARG:NH1	14:L:62:GLU:HG3	2.24	0.51
3:A:632:U:H5''	3:A:633:G:H8	1.75	0.51
3:A:1080:A:OP1	7:E:52:LYS:HD3	2.11	0.51
12:J:12:ALA:HB2	12:J:96:VAL:HG23	1.93	0.51
25:Y:401:ASP:OD1	25:Y:402:HIS:N	2.43	0.51
25:Y:534:SER:HB3	25:Y:538:GLY:H	1.75	0.51
3:A:193:C:H2'	3:A:194:C:C6	2.46	0.51
3:A:690:G:H2'	3:A:691:G:C8	2.46	0.51
3:A:1065:U:H5''	3:A:1190:G:H22	1.75	0.51
9:G:37:SER:O	9:G:40:GLU:HG2	2.11	0.51
25:Y:309:ASP:OD1	25:Y:309:ASP:N	2.41	0.51
25:Y:715:GLU:OE1	25:Y:715:GLU:N	2.36	0.51
3:A:707:U:H2'	3:A:708:C:H6	1.76	0.50
3:A:1381:U:H1'	9:G:79:ARG:HB2	1.92	0.50
4:B:42:ASN:O	4:B:46:THR:OG1	2.29	0.50
6:D:147:GLU:HA	6:D:150:LYS:HB2	1.94	0.50
9:G:9:GLN:OE1	9:G:10:ARG:N	2.44	0.50
25:Y:549:LEU:O	25:Y:553:GLU:HG2	2.12	0.50
3:A:298:A:O2'	3:A:299:G:OP1	2.24	0.50
3:A:713:G:H2'	3:A:714:G:C8	2.46	0.50
7:E:33:PHE:CD2	7:E:56:VAL:HG22	2.45	0.50

Continued on next page...

Continued from previous page...

Atom-1	Atom-2	Interatomic distance (Å)	Clash overlap (Å)
7:E:84:PRO:HB3	7:E:97:GLN:HB2	1.93	0.50
7:E:144:LEU:O	7:E:147:MET:HG2	2.11	0.50
25:Y:425:THR:HB	25:Y:446:PRO:HA	1.92	0.50
3:A:358:U:H2'	3:A:359:G:H8	1.77	0.50
11:I:107:ASP:OD1	11:I:108:ALA:N	2.44	0.50
13:K:68:GLU:OE2	13:K:99:ALA:HB1	2.11	0.50
3:A:950:U:H2'	3:A:951:G:C8	2.47	0.50
4:B:152:LYS:HG2	4:B:152:LYS:O	2.11	0.50
25:Y:327:VAL:HB	25:Y:333:ILE:HG12	1.92	0.50
25:Y:408:LEU:O	25:Y:412:ARG:N	2.25	0.50
3:A:404:G:P	6:D:115:ARG:HH21	2.35	0.50
3:A:893:C:H2'	3:A:894:G:C8	2.46	0.50
3:A:948:C:H3'	15:M:105:ASN:ND2	2.26	0.50
9:G:75:VAL:HG12	9:G:88:PRO:HB3	1.94	0.50
12:J:27:GLU:OE1	12:J:27:GLU:HA	2.11	0.50
19:Q:49:GLU:HG2	19:Q:50:ASN:OD1	2.11	0.50
2:3:14:G:O2'	2:3:15:U:OP1	2.24	0.50
3:A:344:A:O2'	3:A:346:G:N7	2.41	0.50
3:A:940:C:H2'	3:A:941:G:C8	2.46	0.50
3:A:1175:G:H2'	3:A:1176:A:H8	1.77	0.50
6:D:105:MET:HE3	6:D:180:GLY:HA3	1.93	0.50
13:K:79:ILE:HG23	13:K:105:PHE:CE1	2.46	0.50
3:A:56:U:H2'	3:A:57:G:C8	2.47	0.50
3:A:418:C:H2'	3:A:419:C:C6	2.46	0.50
3:A:979:C:O2	16:N:59:ARG:NH1	2.44	0.50
6:D:188:ARG:NH2	6:D:193:ALA:HA	2.22	0.50
9:G:66:LEU:HD11	9:G:100:ALA:CB	2.42	0.50
21:S:80:TYR:CZ	21:S:82:GLY:HA2	2.47	0.50
3:A:12:U:H4'	3:A:526:C:H4'	1.93	0.50
3:A:384:G:H2'	3:A:385:C:H6	1.76	0.50
3:A:736:C:H2'	3:A:737:C:H6	1.76	0.50
3:A:963:G:H21	12:J:57:VAL:HG11	1.77	0.50
5:C:36:ASP:HB3	5:C:40:ARG:HH12	1.77	0.50
6:D:110:THR:HG22	6:D:113:GLU:HB2	1.94	0.50
10:H:44:GLY:O	10:H:64:LYS:NZ	2.23	0.50
3:A:222:C:H2'	3:A:223:A:C8	2.42	0.49
3:A:263:A:H2'	3:A:264:C:C5	2.47	0.49
3:A:897:C:N4	3:A:898:G:O6	2.45	0.49
3:A:1116:U:H2'	3:A:1117:A:C8	2.47	0.49
20:R:48:ARG:HD2	20:R:48:ARG:H	1.75	0.49
3:A:79:G:N2	3:A:80:A:H62	2.10	0.49

Continued on next page...

Continued from previous page...

Atom-1	Atom-2	Interatomic distance (Å)	Clash overlap (Å)
3:A:269:C:H2'	3:A:270:A:C8	2.47	0.49
3:A:1038:C:H2'	3:A:1039:G:C8	2.47	0.49
3:A:1166:G:N2	3:A:1169:A:OP2	2.45	0.49
4:B:77:SER:HB2	4:B:81:LYS:NZ	2.27	0.49
9:G:100:ALA:O	9:G:104:ILE:HG12	2.12	0.49
17:O:15:PHE:HE1	17:O:84:ARG:HH12	1.58	0.49
19:Q:68:SER:HB3	19:Q:71:LYS:HB2	1.94	0.49
3:A:195:A:H2'	3:A:196:A:C8	2.47	0.49
3:A:255:G:H2'	3:A:256:U:C6	2.47	0.49
3:A:496:A:H5'	3:A:497:G:OP2	2.12	0.49
3:A:546:A:H4'	3:A:548:G:H4'	1.94	0.49
3:A:840:C:H1'	3:A:847:G:N2	2.27	0.49
3:A:842:U:H2'	3:A:843:U:C6	2.47	0.49
3:A:1426:G:H2'	3:A:1427:C:H6	1.77	0.49
6:D:150:LYS:HD3	6:D:178:MET:HE3	1.93	0.49
18:P:39:PHE:HD1	18:P:74:LEU:HD11	1.77	0.49
3:A:108:G:O6	22:T:10:ARG:HG2	2.13	0.49
3:A:1283:U:H2'	3:A:1284:C:C6	2.46	0.49
7:E:101:GLU:O	7:E:122:ASN:ND2	2.45	0.49
10:H:27:MET:HE2	10:H:33:LYS:HD3	1.94	0.49
13:K:67:ALA:HB1	13:K:100:LEU:HD22	1.93	0.49
25:Y:664:VAL:O	25:Y:668:ARG:HG3	2.13	0.49
3:A:39:G:C4	3:A:404:G:N2	2.80	0.49
3:A:130:A:O2'	3:A:131:A:O5'	2.27	0.49
3:A:313:A:H2'	3:A:314:C:C6	2.48	0.49
3:A:950:U:H2'	3:A:951:G:H8	1.78	0.49
3:A:1044:A:N6	3:A:1045:C:O2	2.45	0.49
3:A:1095:U:OP1	3:A:1108:G:N2	2.32	0.49
4:B:32:PHE:HB2	4:B:42:ASN:HB3	1.94	0.49
5:C:137:ALA:HA	5:C:140:ASN:ND2	2.28	0.49
13:K:116:ILE:CG2	13:K:118:HIS:CD2	2.93	0.49
3:A:323:U:H2'	3:A:324:G:O4'	2.12	0.49
3:A:440:C:H2'	3:A:441:A:H8	1.76	0.49
3:A:501:C:H2'	3:A:502:A:C8	2.47	0.49
3:A:513:C:H2'	3:A:514:C:C6	2.47	0.49
12:J:24:GLU:O	12:J:28:THR:HG22	2.11	0.49
15:M:3:ARG:NH2	15:M:4:ILE:O	2.46	0.49
18:P:3:THR:HG22	18:P:66:THR:HG1	1.74	0.49
3:A:236:A:H2'	3:A:237:G:H8	1.77	0.49
3:A:475:C:H2'	3:A:476:U:C6	2.47	0.49
3:A:509:A:N3	3:A:543:U:O2'	2.45	0.49

Continued on next page...

Continued from previous page...

Atom-1	Atom-2	Interatomic distance (Å)	Clash overlap (Å)
7:E:85:VAL:HG12	7:E:86:LYS:N	2.28	0.49
15:M:4:ILE:HD11	15:M:60:VAL:CG2	2.31	0.49
3:A:691:G:H2'	3:A:692:U:C6	2.48	0.49
3:A:1418:A:H62	3:A:1482:G:H1'	1.78	0.49
8:F:15:SER:O	8:F:18:VAL:HB	2.13	0.49
8:F:88:MET:SD	20:R:64:TYR:HE2	2.36	0.49
9:G:116:MET:O	9:G:120:LEU:HG	2.13	0.49
21:S:66:MET:SD	21:S:74:PHE:HE2	2.36	0.49
22:T:81:ALA:O	22:T:85:LYS:HG2	2.13	0.49
25:Y:457:ARG:CZ	25:Y:637:ALA:HB1	2.43	0.49
25:Y:522:GLU:N	25:Y:528:SER:OG	2.46	0.49
26:Z:114:LEU:HD11	26:Z:152:LEU:CD2	2.41	0.49
3:A:142:G:H2'	3:A:143:A:C8	2.48	0.49
3:A:628:G:H2'	3:A:629:A:C8	2.48	0.49
3:A:811:C:H4'	3:A:901:A:H61	1.77	0.49
3:A:1401:G:H2'	3:A:1402:4OC:O4'	2.12	0.49
10:H:5:ASP:HB2	10:H:81:PRO:HG2	1.95	0.49
12:J:31:ARG:HA	12:J:31:ARG:NE	2.27	0.49
17:O:86:GLY:C	17:O:88:ARG:HH12	2.20	0.49
25:Y:594:GLY:HA2	25:Y:605:ARG:NH1	2.28	0.49
3:A:129:A:H1'	3:A:130:A:C8	2.48	0.49
3:A:1521:C:H2'	3:A:1522:U:C6	2.48	0.49
4:B:68:LEU:HB3	4:B:161:LEU:HD12	1.95	0.49
5:C:134:MET:SD	5:C:153:VAL:HG21	2.53	0.49
8:F:37:HIS:CD2	8:F:95:ALA:HB1	2.48	0.49
3:A:500:G:H2'	3:A:501:C:H6	1.75	0.48
3:A:652:U:O4	3:A:752:G:O2'	2.24	0.48
3:A:1041:G:H2'	3:A:1042:A:C8	2.47	0.48
17:O:28:GLN:O	17:O:32:LEU:HG	2.13	0.48
3:A:737:C:H5'	8:F:89:VAL:HG23	1.94	0.48
10:H:105:SER:OG	10:H:124:GLU:HB2	2.13	0.48
15:M:70:ARG:HA	15:M:73:ILE:HD12	1.93	0.48
16:N:80:SER:O	16:N:84:VAL:HG12	2.13	0.48
3:A:674:G:H2'	3:A:675:A:C8	2.49	0.48
4:B:56:GLU:O	4:B:60:ILE:HG12	2.12	0.48
7:E:45:ARG:NH2	7:E:72:ILE:O	2.42	0.48
9:G:75:VAL:HA	9:G:88:PRO:HA	1.95	0.48
25:Y:695:ALA:HB3	25:Y:701:VAL:HG22	1.94	0.48
25:Y:756:LYS:HD3	25:Y:756:LYS:N	2.27	0.48
3:A:175:C:H2'	3:A:176:C:C6	2.49	0.48
3:A:212:G:H2'	3:A:213:G:O4'	2.12	0.48

Continued on next page...

Continued from previous page...

Atom-1	Atom-2	Interatomic distance (Å)	Clash overlap (Å)
3:A:575:G:O2'	3:A:821:G:H5'	2.13	0.48
3:A:632:U:H5''	3:A:633:G:C8	2.48	0.48
3:A:1328:C:OP1	15:M:28:THR:OG1	2.26	0.48
25:Y:320:GLU:OE1	25:Y:324:LYS:HE2	2.13	0.48
3:A:1455:G:H2'	3:A:1456:A:H8	1.78	0.48
4:B:96:TRP:CZ2	4:B:98:GLY:HA2	2.49	0.48
8:F:19:PRO:HA	8:F:22:ILE:HG12	1.96	0.48
9:G:40:GLU:HA	9:G:43:VAL:HG12	1.94	0.48
12:J:18:ILE:O	12:J:22:THR:HG22	2.13	0.48
22:T:29:ARG:HA	22:T:32:ILE:CG1	2.43	0.48
25:Y:611:ASN:OD1	25:Y:615:GLN:N	2.38	0.48
1:2:18:G:C6	3:A:1400:C:O4'	2.67	0.48
3:A:412:A:C6	3:A:414:A:H1'	2.48	0.48
3:A:825:A:H2'	3:A:826:C:C6	2.48	0.48
3:A:1009:U:O2	3:A:1020:G:N2	2.28	0.48
3:A:1260:G:H4'	3:A:1283:U:O2'	2.14	0.48
6:D:147:GLU:HA	6:D:150:LYS:HE3	1.95	0.48
13:K:116:ILE:CG2	13:K:118:HIS:HD2	2.26	0.48
22:T:66:LEU:HD23	22:T:67:ILE:HG23	1.95	0.48
3:A:662:U:H2'	3:A:663:A:C8	2.49	0.48
3:A:719:C:O2	20:R:39:ILE:HG13	2.14	0.48
3:A:1031:C:H4'	3:A:1032:G:O5'	2.14	0.48
3:A:1053:G:H4'	3:A:1054:C:H3'	1.95	0.48
3:A:1190:G:OP1	5:C:5:VAL:N	2.39	0.48
4:B:96:TRP:CH2	4:B:100:MET:HG3	2.48	0.48
5:C:117:ALA:HB1	5:C:187:SER:HB2	1.96	0.48
5:C:161:GLU:HG3	5:C:162:ILE:HG13	1.96	0.48
6:D:4:TYR:CZ	6:D:11:LEU:HD21	2.49	0.48
8:F:7:VAL:HG12	8:F:88:MET:HB2	1.96	0.48
22:T:32:ILE:HA	22:T:35:VAL:HG12	1.95	0.48
26:Z:169:GLN:HE22	26:Z:171:ILE:HD13	1.79	0.48
3:A:452:A:H1'	18:P:70:ARG:HD3	1.95	0.48
3:A:512:U:H2'	3:A:513:C:H6	1.79	0.48
3:A:538:G:H2'	3:A:539:A:H8	1.79	0.48
3:A:701:U:H4'	3:A:703:G:C8	2.48	0.48
3:A:1220:G:P	16:N:53:ARG:HH12	2.37	0.48
8:F:100:SER:HA	20:R:24:LYS:HZ1	1.78	0.48
11:I:39:PHE:O	11:I:45:ARG:NH2	2.42	0.48
17:O:3:LEU:HG	17:O:35:GLN:OE1	2.13	0.48
5:C:83:ASP:HA	5:C:86:LYS:HG3	1.96	0.48
7:E:45:ARG:NE	7:E:45:ARG:HA	2.29	0.48

Continued on next page...

Continued from previous page...

Atom-1	Atom-2	Interatomic distance (Å)	Clash overlap (Å)
17:O:24:SER:HB2	17:O:26:GLU:OE1	2.14	0.48
3:A:855:U:OP2	3:A:871:U:N3	2.40	0.48
3:A:1291:U:H5''	11:I:41:ARG:HE	1.77	0.48
3:A:1464:U:H2'	3:A:1465:A:H8	1.79	0.48
5:C:9:GLY:O	5:C:12:LEU:HG	2.14	0.48
5:C:42:TYR:CZ	5:C:46:GLU:HG3	2.49	0.48
4:B:20:THR:CA	4:B:39:HIS:HE1	2.26	0.47
9:G:27:VAL:HG12	9:G:43:VAL:HG11	1.96	0.47
13:K:13:ARG:NH2	13:K:15:GLN:HE22	2.12	0.47
24:X:56:GLU:OE2	24:X:66:ARG:HB3	2.14	0.47
3:A:1047:G:H5''	16:N:4:GLN:HG3	1.96	0.47
3:A:1147:C:H2'	3:A:1148:U:C6	2.50	0.47
3:A:1298:U:N3	9:G:114:LYS:HA	2.19	0.47
3:A:1426:G:H2'	3:A:1427:C:C6	2.49	0.47
3:A:1489:G:H2'	3:A:1490:U:C6	2.48	0.47
5:C:129:MET:HE1	5:C:132:ARG:HG2	1.96	0.47
8:F:3:HIS:CE1	8:F:95:ALA:HB2	2.49	0.47
13:K:61:PHE:O	13:K:65:VAL:HG23	2.15	0.47
18:P:50:THR:HG21	18:P:74:LEU:HD12	1.96	0.47
3:A:216:U:H2'	3:A:217:C:C6	2.48	0.47
3:A:460:A:H2'	3:A:461:A:C8	2.50	0.47
3:A:592:G:H2'	3:A:593:U:H6	1.78	0.47
3:A:736:C:H2'	3:A:737:C:C6	2.50	0.47
3:A:791:G:N2	3:A:1497:G:H4'	2.29	0.47
14:L:80:ILE:C	14:L:102:LEU:HD12	2.39	0.47
17:O:89:ARG:HH11	17:O:89:ARG:C	2.22	0.47
3:A:83:C:O2	3:A:85:U:N3	2.47	0.47
3:A:820:U:H4'	3:A:821:G:OP2	2.13	0.47
3:A:1434:A:H2'	3:A:1435:G:O4'	2.14	0.47
13:K:110:ILE:HG22	23:U:19:PHE:CE1	2.49	0.47
24:X:46:ARG:C	24:X:47:ILE:HD12	2.39	0.47
25:Y:309:ASP:HA	25:Y:364:LYS:HB3	1.95	0.47
2:3:1:G:H1'	2:3:2:A:C8	2.50	0.47
3:A:431:A:C4	3:A:432:A:C8	3.03	0.47
4:B:104:TRP:HE3	4:B:108:ARG:HH21	1.63	0.47
5:C:41:GLN:HG2	5:C:45:LYS:NZ	2.30	0.47
15:M:20:THR:HA	15:M:25:VAL:HG13	1.97	0.47
3:A:636:U:H2'	3:A:637:C:C6	2.49	0.47
3:A:843:U:H2'	3:A:844:G:H8	1.78	0.47
3:A:872:A:C5	3:A:874:G:C8	3.02	0.47
3:A:910:C:H2'	3:A:911:U:H6	1.78	0.47

Continued on next page...

Continued from previous page...

Atom-1	Atom-2	Interatomic distance (Å)	Clash overlap (Å)
4:B:169:GLU:N	4:B:169:GLU:OE1	2.48	0.47
2:3:34:C:HO2'	2:3:35:A:P	2.35	0.47
2:3:61:C:O2'	2:3:62:C:H5'	2.15	0.47
3:A:790:A:O2'	26:Z:95:GLU:O	2.32	0.47
3:A:890:G:H1'	3:A:891:U:H5	1.80	0.47
3:A:1123:U:O2'	12:J:39:PRO:O	2.31	0.47
3:A:1130:A:H2'	3:A:1131:G:C8	2.49	0.47
3:A:1240:U:C4	9:G:116:MET:HE2	2.50	0.47
3:A:1360:A:OP2	16:N:75:ARG:NH2	2.48	0.47
6:D:128:ARG:HA	6:D:128:ARG:NH1	2.29	0.47
7:E:13:GLU:OE1	7:E:13:GLU:N	2.48	0.47
8:F:32:ALA:CB	8:F:70:VAL:HG21	2.43	0.47
8:F:36:ILE:HG22	8:F:64:VAL:HG13	1.96	0.47
15:M:77:ILE:HB	15:M:91:HIS:CE1	2.40	0.47
25:Y:435:THR:HB	25:Y:545:LEU:HD11	1.96	0.47
26:Z:103:ASP:C	26:Z:105:GLY:H	2.23	0.47
3:A:384:G:H2'	3:A:385:C:C6	2.49	0.47
3:A:719:C:O2'	3:A:720:C:O4'	2.33	0.47
3:A:748:G:H2'	3:A:749:A:H8	1.79	0.47
25:Y:533:VAL:HB	25:Y:541:ILE:HG12	1.96	0.47
25:Y:689:VAL:HG23	25:Y:718:VAL:HA	1.97	0.47
3:A:320:A:H2'	3:A:321:A:C8	2.50	0.47
3:A:1072:G:O6	3:A:1102:A:N6	2.48	0.47
5:C:87:LEU:HD11	5:C:101:ILE:HG21	1.97	0.47
5:C:154:SER:O	5:C:196:ILE:HD12	2.15	0.47
6:D:105:MET:SD	6:D:171:LEU:HD13	2.55	0.47
13:K:126:LYS:HA	23:U:37:PHE:CD1	2.50	0.47
21:S:15:LEU:O	21:S:19:VAL:HG12	2.15	0.47
24:X:38:GLY:HA2	24:X:41:ARG:HG3	1.97	0.47
25:Y:603:TYR:CD1	25:Y:603:TYR:C	2.92	0.47
2:3:12:C:H5'	26:Z:87:LYS:NZ	2.30	0.47
2:3:63:C:H2'	2:3:64:G:C8	2.50	0.47
3:A:930:C:C3'	3:A:931:C:H5''	2.45	0.47
3:A:1152:A:OP1	12:J:70:HIS:ND1	2.45	0.47
5:C:137:ALA:O	5:C:140:ASN:OD1	2.33	0.47
24:X:5:ASP:OD1	24:X:5:ASP:N	2.47	0.47
3:A:246:A:C2	3:A:282:A:C5	3.03	0.46
3:A:838:G:H2'	3:A:839:C:C6	2.50	0.46
3:A:864:A:H2'	3:A:865:A:C8	2.49	0.46
3:A:1446:A:H2'	3:A:1447:A:H8	1.80	0.46
3:A:1460:C:C2	3:A:1461:G:C8	3.03	0.46

Continued on next page...

Continued from previous page...

Atom-1	Atom-2	Interatomic distance (Å)	Clash overlap (Å)
5:C:41:GLN:HG2	5:C:45:LYS:HZ3	1.80	0.46
5:C:65:ARG:HA	5:C:100:GLN:HG2	1.96	0.46
13:K:20:VAL:HA	13:K:83:GLU:O	2.15	0.46
14:L:108:LYS:HD3	14:L:108:LYS:N	2.30	0.46
3:A:309:A:H2'	3:A:310:G:H8	1.78	0.46
3:A:513:C:H2'	3:A:514:C:H6	1.79	0.46
3:A:664:G:N2	3:A:741:G:H1	2.12	0.46
3:A:708:C:H2'	3:A:709:U:H6	1.80	0.46
3:A:1163:A:H2'	3:A:1164:G:H8	1.79	0.46
3:A:1236:A:H2'	3:A:1237:C:C6	2.50	0.46
3:A:1250:A:H2	3:A:1353:G:H21	1.62	0.46
6:D:71:GLN:OE1	6:D:97:ARG:NH1	2.37	0.46
25:Y:390:ARG:HD3	25:Y:559:ALA:HB2	1.97	0.46
3:A:393:A:C2	3:A:394:G:C8	3.03	0.46
3:A:925:G:C2	3:A:927:G:C8	3.03	0.46
3:A:1495:U:H2'	3:A:1496:C:C6	2.50	0.46
5:C:138:VAL:HA	5:C:149:ILE:HD13	1.96	0.46
2:3:2:A:O2'	2:3:3:G:OP1	2.33	0.46
2:3:18:G:H4'	2:3:19:U:OP2	2.15	0.46
3:A:825:A:H2'	3:A:826:C:H6	1.80	0.46
3:A:1531:A:H2'	3:A:1532:U:C6	2.50	0.46
5:C:25:ASN:HD22	5:C:27:LYS:HZ1	1.63	0.46
6:D:95:GLU:HA	6:D:100:ASN:ND2	2.23	0.46
18:P:74:LEU:O	18:P:78:VAL:HG23	2.16	0.46
3:A:418:C:H2'	3:A:419:C:H6	1.80	0.46
3:A:833:G:H2'	3:A:834:U:C6	2.50	0.46
3:A:979:C:H2'	16:N:59:ARG:HH12	1.80	0.46
3:A:1291:U:H2'	3:A:1292:G:H8	1.81	0.46
3:A:1429:A:H2'	3:A:1430:A:C8	2.51	0.46
3:A:1446:A:C6	3:A:1447:A:C6	3.03	0.46
3:A:1478:U:H2'	3:A:1479:C:C6	2.50	0.46
6:D:69:GLU:HA	6:D:69:GLU:OE1	2.14	0.46
11:I:17:ALA:HB2	11:I:67:VAL:HG23	1.96	0.46
25:Y:721:ILE:HG21	25:Y:735:LEU:HD11	1.96	0.46
26:Z:75:TYR:O	26:Z:79:LYS:HG2	2.15	0.46
3:A:204:G:C4	3:A:205:A:C8	3.04	0.46
3:A:1455:G:H2'	3:A:1456:A:C8	2.51	0.46
12:J:67:ILE:HG12	16:N:96:LEU:HA	1.97	0.46
25:Y:425:THR:O	25:Y:446:PRO:HB3	2.16	0.46
3:A:1479:C:H2'	3:A:1480:A:H8	1.80	0.46
8:F:18:VAL:HG11	8:F:58:HIS:CE1	2.51	0.46

Continued on next page...

Continued from previous page...

Atom-1	Atom-2	Interatomic distance (Å)	Clash overlap (Å)
9:G:31:MET:SD	9:G:32:VAL:N	2.89	0.46
14:L:30:LYS:O	14:L:81:LEU:HD12	2.16	0.46
21:S:35:SER:O	21:S:38:SER:OG	2.23	0.46
25:Y:694:LYS:HD3	25:Y:732:ASP:OD1	2.16	0.46
3:A:470:C:H2'	3:A:471:U:H6	1.80	0.46
3:A:803:G:H2'	3:A:804:U:C6	2.51	0.46
3:A:830:G:H5''	4:B:21:ARG:HB3	1.98	0.46
3:A:1418:A:C4	3:A:1483:A:C8	3.03	0.46
3:A:1425:U:H2'	3:A:1426:G:C8	2.51	0.46
13:K:127:ARG:HG3	23:U:37:PHE:CZ	2.51	0.46
17:O:27:VAL:O	17:O:31:LEU:HD23	2.15	0.46
23:U:34:ARG:NH1	23:U:35:ARG:HB2	2.30	0.46
23:U:49:LYS:O	23:U:53:VAL:HG12	2.15	0.46
25:Y:480:ILE:HG13	25:Y:483:ILE:HD12	1.98	0.46
25:Y:693:LEU:O	25:Y:694:LYS:HD2	2.16	0.46
3:A:41:G:H2'	3:A:42:G:H8	1.79	0.46
3:A:867:G:O2'	3:A:873:A:N1	2.44	0.46
3:A:1205:U:H4'	5:C:190:HIS:HE1	1.81	0.46
3:A:1450:U:N3	3:A:1452:C:O2	2.49	0.46
9:G:53:ARG:HH21	9:G:121:ALA:HB1	1.81	0.46
13:K:30:THR:O	13:K:31:ILE:HD13	2.16	0.46
14:L:75:GLN:NE2	25:Y:670:GLN:HE21	2.14	0.46
18:P:23:ASP:OD1	18:P:24:SER:N	2.49	0.46
25:Y:522:GLU:HB2	25:Y:528:SER:O	2.16	0.46
25:Y:604:GLY:HA3	25:Y:630:GLY:O	2.15	0.46
3:A:447:G:N1	3:A:486:U:OP2	2.29	0.46
3:A:600:A:H2'	3:A:601:G:H8	1.80	0.46
3:A:780:A:H5''	13:K:125:LYS:CE	2.46	0.46
3:A:1133:G:H2'	3:A:1134:G:C8	2.51	0.46
3:A:1425:U:H2'	3:A:1426:G:H8	1.81	0.46
3:A:1484:C:O2'	3:A:1485:U:OP1	2.27	0.46
3:A:1488:G:H2'	3:A:1489:G:H8	1.78	0.46
7:E:39:VAL:HG12	7:E:67:ALA:HB1	1.97	0.46
25:Y:357:VAL:O	25:Y:361:MET:HG2	2.15	0.46
25:Y:569:VAL:HG13	25:Y:569:VAL:O	2.16	0.46
25:Y:576:LYS:HA	25:Y:576:LYS:HD3	1.63	0.46
3:A:1120:C:H2'	3:A:1121:U:C6	2.50	0.45
5:C:25:ASN:HD22	5:C:27:LYS:NZ	2.13	0.45
6:D:102:VAL:HG13	6:D:114:ALA:HB1	1.98	0.45
9:G:25:LYS:O	9:G:29:ILE:HG23	2.16	0.45
23:U:14:VAL:O	23:U:18:ARG:HG3	2.16	0.45

Continued on next page...

Continued from previous page...

Atom-1	Atom-2	Interatomic distance (Å)	Clash overlap (Å)
3:A:151:A:C5	3:A:152:A:C8	3.04	0.45
3:A:227:G:H2'	3:A:228:A:C8	2.52	0.45
3:A:539:A:H2'	3:A:540:G:H8	1.81	0.45
6:D:50:ASP:O	6:D:53:VAL:HG12	2.17	0.45
6:D:164:GLN:OE1	6:D:164:GLN:N	2.40	0.45
25:Y:452:THR:HA	25:Y:455:ARG:HE	1.81	0.45
3:A:88:U:O2'	3:A:89:U:OP2	2.28	0.45
3:A:177:G:H5'	22:T:60:ARG:NH1	2.31	0.45
3:A:1524:C:H2'	3:A:1525:G:H8	1.81	0.45
4:B:67:ILE:H	4:B:89:GLN:NE2	2.15	0.45
22:T:28:MET:HE3	22:T:28:MET:HA	1.98	0.45
3:A:71:A:N1	3:A:99:C:O2'	2.49	0.45
3:A:717:U:O2'	3:A:734:G:O4'	2.25	0.45
4:B:26:LYS:C	4:B:27:MET:HE2	2.41	0.45
5:C:35:SER:HB2	5:C:59:ARG:HH22	1.81	0.45
22:T:34:LYS:HE3	22:T:34:LYS:HB3	1.69	0.45
25:Y:646:ASP:H	25:Y:649:LYS:NZ	2.14	0.45
25:Y:749:ARG:HA	25:Y:749:ARG:CZ	2.47	0.45
3:A:554:A:H2'	3:A:555:U:C6	2.51	0.45
3:A:1349:A:H61	3:A:1373:G:H1'	1.82	0.45
4:B:15:HIS:O	4:B:40:ILE:HA	2.17	0.45
8:F:29:ILE:HG21	8:F:36:ILE:HG23	1.99	0.45
10:H:50:LYS:HG3	10:H:52:GLU:OE1	2.15	0.45
12:J:59:LYS:CG	12:J:60:ASP:N	2.78	0.45
20:R:29:LEU:O	20:R:33:ILE:HG22	2.16	0.45
21:S:11:ILE:HG13	21:S:38:SER:HB2	1.97	0.45
24:X:10:GLN:OE1	24:X:54:THR:HG22	2.17	0.45
25:Y:695:ALA:HB3	25:Y:701:VAL:CG2	2.47	0.45
25:Y:697:VAL:HG23	25:Y:700:SER:H	1.81	0.45
26:Z:139:GLN:OE1	26:Z:139:GLN:N	2.34	0.45
3:A:872:A:C4	3:A:874:G:N7	2.84	0.45
4:B:9:MET:HB2	4:B:43:LEU:HD13	1.98	0.45
11:I:68:LYS:HE3	11:I:68:LYS:HB3	1.80	0.45
18:P:53:ASP:O	18:P:57:ILE:HG12	2.17	0.45
19:Q:77:ARG:HH12	19:Q:79:VAL:HG13	1.81	0.45
20:R:65:LEU:HD23	20:R:65:LEU:HA	1.73	0.45
25:Y:356:LEU:O	25:Y:360:GLU:HG3	2.16	0.45
25:Y:668:ARG:HB2	25:Y:668:ARG:CZ	2.46	0.45
2:3:21:A:H4'	2:3:22:G:OP2	2.15	0.45
3:A:49:U:C2	3:A:361:G:N2	2.85	0.45
3:A:114:U:H2'	3:A:115:G:C8	2.52	0.45

Continued on next page...

Continued from previous page...

Atom-1	Atom-2	Interatomic distance (Å)	Clash overlap (Å)
3:A:707:U:C2	3:A:708:C:C5	3.04	0.45
3:A:821:G:H2'	3:A:822:U:H6	1.82	0.45
3:A:836:G:C5	3:A:851:G:C6	3.05	0.45
3:A:1147:C:O2	11:I:18:ARG:NH1	2.50	0.45
7:E:115:LEU:HD13	7:E:123:VAL:HG11	1.99	0.45
11:I:46:MET:O	11:I:49:ARG:HG2	2.17	0.45
11:I:121:ALA:O	11:I:122:ARG:HG2	2.16	0.45
11:I:124:ARG:HG3	11:I:125:PRO:HD2	1.99	0.45
14:L:30:LYS:HD2	14:L:30:LYS:HA	1.79	0.45
25:Y:306:VAL:O	25:Y:363:HIS:ND1	2.48	0.45
25:Y:591:LEU:HB2	25:Y:620:ALA:HB3	1.98	0.45
25:Y:603:TYR:CE2	25:Y:651:ARG:HA	2.51	0.45
3:A:155:A:H2'	3:A:156:C:O4'	2.17	0.45
3:A:176:C:H2'	3:A:177:G:N3	2.32	0.45
3:A:323:U:OP1	22:T:21:ASN:ND2	2.31	0.45
3:A:1028:C:HO2'	3:A:1029:U:H6	1.62	0.45
3:A:1296:C:H5''	15:M:14:HIS:CE1	2.51	0.45
6:D:34:ILE:H	6:D:34:ILE:HD12	1.81	0.45
6:D:44:ARG:HD2	6:D:46:PRO:HG3	1.98	0.45
22:T:48:GLN:HG3	22:T:83:ILE:HD11	1.99	0.45
25:Y:534:SER:O	25:Y:541:ILE:HD11	2.17	0.45
3:A:316:C:OP2	3:A:351:G:O2'	2.32	0.45
3:A:476:U:H2'	3:A:477:C:C6	2.52	0.45
3:A:1124:G:O2'	3:A:1145:A:N6	2.49	0.45
3:A:1496:C:OP1	26:Z:99:ARG:HG3	2.17	0.45
4:B:11:LYS:HA	4:B:11:LYS:HD2	1.77	0.45
4:B:169:GLU:O	4:B:173:ILE:HG13	2.17	0.45
6:D:128:ARG:HA	6:D:128:ARG:CZ	2.46	0.45
25:Y:380:ASP:O	25:Y:645:ARG:NH2	2.49	0.45
25:Y:617:VAL:HG12	25:Y:618:LEU:N	2.32	0.45
25:Y:668:ARG:HB2	25:Y:668:ARG:NH1	2.32	0.45
3:A:97:G:H2'	3:A:98:A:O4'	2.16	0.45
3:A:412:A:N1	3:A:414:A:H1'	2.32	0.45
3:A:634:C:H2'	3:A:635:A:C8	2.51	0.45
3:A:643:C:C2	3:A:644:U:C5	3.05	0.45
3:A:987:G:H1	3:A:1218:C:H42	1.64	0.45
3:A:1181:G:O2'	3:A:1182:G:N7	2.44	0.45
8:F:61:LEU:HD12	8:F:62:MET:N	2.32	0.45
3:A:339:C:H2'	3:A:340:U:C6	2.53	0.44
3:A:432:A:C4	3:A:433:G:C8	3.05	0.44
3:A:559:A:H4'	3:A:560:A:H3'	2.00	0.44

Continued on next page...

Continued from previous page...

Atom-1	Atom-2	Interatomic distance (Å)	Clash overlap (Å)
3:A:1369:C:H2'	3:A:1370:G:C8	2.52	0.44
6:D:99:ASP:OD1	6:D:99:ASP:N	2.50	0.44
9:G:138:ARG:O	9:G:141:VAL:HG22	2.17	0.44
19:Q:9:GLN:HE21	19:Q:58:VAL:HG12	1.82	0.44
25:Y:396:ILE:HA	25:Y:466:VAL:O	2.17	0.44
26:Z:157:VAL:N	26:Z:177:LYS:HE3	2.32	0.44
3:A:223:A:H2'	3:A:224:U:C6	2.52	0.44
3:A:587:G:N2	3:A:754:C:OP2	2.38	0.44
3:A:827:U:H2'	3:A:870:U:O4	2.18	0.44
3:A:1014:A:C2	3:A:1219:A:H1'	2.52	0.44
3:A:1100:C:OP2	4:B:95:ARG:NE	2.50	0.44
29:A:1601:A1IC4:O4	29:A:1601:A1IC4:O5	2.32	0.44
10:H:113:ASP:HB2	10:H:117:ARG:HH12	1.82	0.44
11:I:19:VAL:HG22	11:I:65:ILE:HD12	1.99	0.44
12:J:7:ARG:HG2	12:J:73:LEU:HD11	1.99	0.44
17:O:26:GLU:H	17:O:26:GLU:CD	2.14	0.44
3:A:212:G:C4	3:A:213:G:C8	3.06	0.44
3:A:308:C:C2	3:A:309:A:C8	3.06	0.44
3:A:977:A:O3'	3:A:980:C:N4	2.51	0.44
3:A:1521:C:H2'	3:A:1522:U:H6	1.82	0.44
4:B:68:LEU:HD13	4:B:90:PHE:HB2	1.99	0.44
8:F:9:MET:O	8:F:85:ILE:N	2.44	0.44
12:J:27:GLU:O	12:J:31:ARG:HG2	2.17	0.44
13:K:109:ASN:O	13:K:110:ILE:HD13	2.17	0.44
25:Y:346:ASN:C	25:Y:346:ASN:OD1	2.59	0.44
25:Y:559:ALA:HB1	25:Y:588:GLU:HG2	1.98	0.44
26:Z:77:LYS:HD3	26:Z:77:LYS:HA	1.82	0.44
26:Z:91:ILE:O	26:Z:93:VAL:HG23	2.18	0.44
2:3:27:C:O2	2:3:44:G:C2	2.71	0.44
3:A:210:C:H1'	3:A:211:G:H1	1.82	0.44
3:A:215:C:H2'	3:A:216:U:C6	2.53	0.44
3:A:1347:G:O2'	3:A:1373:G:O6	2.26	0.44
10:H:43:GLU:HG2	10:H:101:ILE:HD13	1.98	0.44
25:Y:454:MET:HA	25:Y:457:ARG:HD3	1.99	0.44
25:Y:531:VAL:HG21	25:Y:544:LEU:HD13	1.98	0.44
3:A:318:G:C6	3:A:336:A:C6	3.05	0.44
3:A:677:U:H2'	3:A:678:U:H6	1.82	0.44
3:A:898:G:N1	3:A:902:G:C6	2.86	0.44
3:A:1230:C:H2'	3:A:1231:G:C8	2.53	0.44
3:A:1239:A:H1'	3:A:1241:G:N7	2.33	0.44
6:D:90:LEU:HD12	6:D:90:LEU:C	2.43	0.44

Continued on next page...

Continued from previous page...

Atom-1	Atom-2	Interatomic distance (Å)	Clash overlap (Å)
7:E:36:LEU:HD12	7:E:37:THR:N	2.32	0.44
12:J:51:VAL:HB	16:N:81:ARG:HB2	2.00	0.44
24:X:13:VAL:HG13	24:X:50:GLY:H	1.83	0.44
25:Y:514:LEU:HD12	25:Y:530:PHE:CE1	2.51	0.44
2:3:20:U:O2'	2:3:22:G:OP2	2.28	0.44
3:A:349:A:H2'	3:A:350:G:H8	1.82	0.44
3:A:490:C:H2'	3:A:491:G:H8	1.82	0.44
3:A:511:C:H4'	6:D:44:ARG:HH12	1.83	0.44
3:A:684:U:C4	3:A:685:G:C6	3.06	0.44
3:A:1266:G:N2	3:A:1269:A:OP2	2.26	0.44
8:F:104:LYS:HD2	8:F:104:LYS:O	2.17	0.44
9:G:17:LYS:HB2	9:G:44:TYR:CZ	2.53	0.44
3:A:113:G:H2'	3:A:114:U:C6	2.52	0.44
3:A:175:C:H2'	3:A:176:C:H6	1.83	0.44
4:B:87:CYS:SG	4:B:89:GLN:HB2	2.57	0.44
25:Y:335:ALA:O	25:Y:339:LEU:HG	2.18	0.44
25:Y:687:HIS:HD1	25:Y:716:VAL:HG22	1.83	0.44
26:Z:108:GLN:O	26:Z:112:ARG:HG3	2.18	0.44
2:3:42:G:H2'	2:3:43:G:C8	2.52	0.44
3:A:337:G:H2'	3:A:338:A:H8	1.81	0.44
3:A:401:C:P	6:D:70:ARG:HH21	2.41	0.44
3:A:720:C:O2'	20:R:52:GLN:NE2	2.51	0.44
3:A:840:C:H2'	3:A:840:C:O2	2.18	0.44
13:K:19:GLY:H	13:K:79:ILE:HD11	1.82	0.44
25:Y:578:ARG:CZ	25:Y:629:LEU:HD11	2.47	0.44
26:Z:166:GLU:OE2	26:Z:171:ILE:HG22	2.17	0.44
3:A:21:G:H2'	3:A:22:G:C8	2.53	0.44
3:A:560:A:H4'	3:A:561:U:H5''	1.99	0.44
3:A:847:G:H2'	3:A:848:C:O4'	2.18	0.44
3:A:1096:C:H2'	3:A:1097:C:C6	2.53	0.44
3:A:1474:U:H2'	3:A:1475:G:C8	2.43	0.44
4:B:27:MET:O	4:B:31:ILE:HG12	2.17	0.44
4:B:101:LEU:H	4:B:101:LEU:HD23	1.83	0.44
20:R:22:ASP:OD2	20:R:24:LYS:HB2	2.17	0.44
21:S:52:HIS:HB2	21:S:57:HIS:NE2	2.32	0.44
22:T:28:MET:SD	22:T:57:ILE:HG22	2.57	0.44
2:3:34:C:H2'	2:3:35:A:C8	2.52	0.43
3:A:20:U:H2'	3:A:21:G:O4'	2.18	0.43
3:A:217:C:H2'	3:A:218:U:C6	2.53	0.43
3:A:363:A:OP2	14:L:31:ARG:NH1	2.50	0.43
3:A:381:C:H2'	3:A:382:A:O4'	2.18	0.43

Continued on next page...

Continued from previous page...

Atom-1	Atom-2	Interatomic distance (Å)	Clash overlap (Å)
3:A:417:G:H2'	3:A:418:C:C6	2.53	0.43
3:A:613:C:H2'	3:A:614:C:C6	2.52	0.43
7:E:11:LEU:HD12	7:E:39:VAL:CG2	2.46	0.43
8:F:5:GLU:OE1	8:F:63:ASN:ND2	2.28	0.43
10:H:11:LEU:HD22	10:H:75:ILE:CG2	2.47	0.43
13:K:13:ARG:NH2	13:K:77:TYR:HA	2.33	0.43
13:K:110:ILE:HG21	23:U:19:PHE:CD1	2.52	0.43
15:M:113:ARG:C	15:M:114:LYS:HD2	2.43	0.43
16:N:83:LYS:HD2	16:N:83:LYS:N	2.33	0.43
21:S:41:PHE:H	21:S:44:MET:CE	2.31	0.43
22:T:49:LYS:O	22:T:53:GLU:HG2	2.16	0.43
25:Y:312:ILE:HG21	25:Y:354:ALA:HB1	1.99	0.43
25:Y:562:LYS:HD2	25:Y:563:GLY:N	2.33	0.43
25:Y:756:LYS:HA	25:Y:759:GLU:OE1	2.17	0.43
2:3:27:C:C2	2:3:28:C:C5	3.06	0.43
2:3:63:C:H2'	2:3:64:G:H8	1.81	0.43
3:A:702:A:H5''	3:A:703:G:N7	2.33	0.43
5:C:10:ILE:CD1	5:C:178:LEU:HD21	2.48	0.43
8:F:37:HIS:HB3	8:F:97:THR:HG22	1.99	0.43
11:I:18:ARG:HB2	11:I:66:THR:HG22	2.00	0.43
11:I:118:LEU:HD22	11:I:124:ARG:HA	1.99	0.43
12:J:9:ARG:HG2	12:J:73:LEU:HD13	1.99	0.43
13:K:79:ILE:HD12	13:K:80:LYS:H	1.84	0.43
13:K:123:PRO:HD2	23:U:38:TYR:HD2	1.82	0.43
14:L:73:ASN:CB	25:Y:670:GLN:HG2	2.47	0.43
3:A:190:A:O5'	3:A:190:A:H8	2.01	0.43
3:A:491:G:OP1	6:D:148:LYS:NZ	2.31	0.43
3:A:570:G:H2'	3:A:571:U:C6	2.53	0.43
3:A:592:G:H2'	3:A:593:U:C6	2.53	0.43
3:A:657:U:H2'	3:A:658:C:H6	1.83	0.43
3:A:683:G:C6	3:A:684:U:C4	3.07	0.43
3:A:1112:C:H1'	5:C:179:ARG:NH1	2.32	0.43
3:A:1305:G:H22	3:A:1331:G:HO2'	1.57	0.43
4:B:20:THR:C	4:B:39:HIS:HE1	2.26	0.43
5:C:108:LYS:HD2	5:C:111:LEU:HD12	1.99	0.43
18:P:22:ALA:HA	18:P:33:ILE:HD12	1.99	0.43
25:Y:312:ILE:HA	25:Y:324:LYS:NZ	2.33	0.43
25:Y:514:LEU:HD13	25:Y:530:PHE:CE1	2.49	0.43
3:A:212:G:C5	3:A:213:G:C8	3.06	0.43
3:A:361:G:H2'	3:A:362:G:O4'	2.18	0.43
3:A:455:G:H2'	3:A:456:A:H8	1.83	0.43

Continued on next page...

Continued from previous page...

Atom-1	Atom-2	Interatomic distance (Å)	Clash overlap (Å)
3:A:601:G:H2'	3:A:602:A:H8	1.84	0.43
3:A:1230:C:H2'	3:A:1231:G:H8	1.82	0.43
3:A:1253:G:H2'	3:A:1254:A:C8	2.54	0.43
3:A:1512:U:H2'	3:A:1513:A:C8	2.53	0.43
13:K:64:GLN:O	13:K:68:GLU:HG2	2.19	0.43
21:S:40:ILE:HG21	21:S:66:MET:HG3	2.00	0.43
3:A:75:G:C2	3:A:96:U:C2	3.07	0.43
3:A:102:G:H2'	3:A:103:U:H6	1.84	0.43
3:A:401:C:H2'	3:A:402:G:C8	2.54	0.43
3:A:415:A:C6	3:A:416:G:C5	3.06	0.43
3:A:843:U:H2'	3:A:844:G:C8	2.53	0.43
3:A:1209:C:O2'	3:A:1214:C:N4	2.51	0.43
3:A:298:A:HO2'	3:A:299:G:P	2.42	0.43
3:A:1182:G:H4'	3:A:1183:U:H5''	1.98	0.43
3:A:1237:C:O2'	3:A:1300:G:N1	2.41	0.43
3:A:1307:U:H5'	15:M:108:THR:HG21	2.00	0.43
7:E:157:ARG:HD2	10:H:45:PHE:CZ	2.53	0.43
13:K:127:ARG:HG3	23:U:37:PHE:HZ	1.84	0.43
26:Z:148:VAL:O	26:Z:152:LEU:HG	2.18	0.43
3:A:236:A:H2'	3:A:237:G:C8	2.54	0.43
3:A:321:A:H2'	3:A:322:C:H6	1.84	0.43
3:A:1386:G:O2'	3:A:1387:G:H5'	2.18	0.43
3:A:1418:A:N6	3:A:1482:G:H1'	2.33	0.43
3:A:1518:MA6:O2'	3:A:1519:MA6:O4'	2.31	0.43
6:D:165:ARG:O	6:D:167:LYS:NZ	2.40	0.43
6:D:168:PRO:HB3	6:D:170:TRP:CZ3	2.53	0.43
8:F:6:ILE:HD12	8:F:89:VAL:HG12	2.01	0.43
25:Y:476:MET:HB2	25:Y:479:THR:OG1	2.19	0.43
25:Y:519:ILE:HB	25:Y:527:GLU:OE1	2.19	0.43
26:Z:81:SER:HA	26:Z:84:GLN:HB2	2.00	0.43
26:Z:107:TYR:HD2	26:Z:108:GLN:NE2	2.17	0.43
3:A:284:C:C2	3:A:285:C:C5	3.07	0.43
3:A:489:C:H2'	3:A:490:C:H6	1.84	0.43
3:A:704:A:C4	3:A:705:G:C8	3.06	0.43
3:A:771:G:H2'	3:A:772:U:C6	2.54	0.43
3:A:1049:U:H4'	3:A:1050:G:H5''	2.01	0.43
14:L:99:ARG:HD3	14:L:104:CYS:SG	2.58	0.43
18:P:4:ILE:HA	18:P:20:VAL:O	2.18	0.43
3:A:259:G:C4	3:A:260:G:C8	3.06	0.43
3:A:269:C:H2'	3:A:270:A:H8	1.83	0.43
3:A:1004:A:H1'	3:A:1036:A:H2	1.84	0.43

Continued on next page...

Continued from previous page...

Atom-1	Atom-2	Interatomic distance (Å)	Clash overlap (Å)
3:A:1316:G:N2	3:A:1318:A:H3'	2.34	0.43
3:A:1426:G:C6	3:A:1475:G:C6	3.07	0.43
4:B:32:PHE:HB3	4:B:40:ILE:HG22	2.00	0.43
5:C:130:PHE:CZ	5:C:131:ARG:HG2	2.54	0.43
7:E:97:GLN:OE1	7:E:124:LEU:HB2	2.19	0.43
8:F:17:GLN:C	8:F:21:MET:HE3	2.43	0.43
8:F:102:MET:CE	20:R:25:ASP:HA	2.48	0.43
23:U:49:LYS:HE3	23:U:49:LYS:HB2	1.64	0.43
3:A:216:U:H2'	3:A:217:C:H6	1.83	0.43
3:A:1163:A:H2'	3:A:1164:G:C8	2.54	0.43
3:A:1381:U:O2'	9:G:79:ARG:NH2	2.50	0.43
3:A:1520:C:H2'	3:A:1521:C:C6	2.54	0.43
5:C:19:ASN:OD1	5:C:19:ASN:C	2.62	0.43
5:C:25:ASN:HB3	5:C:27:LYS:HZ3	1.84	0.43
8:F:72:ASP:O	8:F:76:THR:HG22	2.18	0.43
9:G:95:ARG:O	9:G:99:LEU:HG	2.19	0.43
11:I:21:ILE:HG21	11:I:61:LEU:HD13	2.01	0.43
19:Q:79:VAL:HB	19:Q:80:GLU:OE1	2.19	0.43
25:Y:404:LYS:NZ	25:Y:424:ILE:HA	2.34	0.43
25:Y:743:LEU:HD23	25:Y:743:LEU:HA	1.86	0.43
3:A:335:C:H2'	3:A:336:A:C8	2.49	0.42
3:A:339:C:H2'	3:A:340:U:H6	1.83	0.42
3:A:401:C:H2'	3:A:402:G:H8	1.84	0.42
3:A:705:G:C4	3:A:706:A:C8	3.07	0.42
3:A:843:U:H5	3:A:845:A:H62	1.66	0.42
3:A:963:G:H2'	3:A:964:A:H8	1.84	0.42
5:C:120:ILE:HG21	5:C:198:VAL:HG11	2.01	0.42
6:D:177:LYS:HB2	6:D:179:GLU:OE1	2.18	0.42
7:E:80:THR:OG1	7:E:122:ASN:O	2.29	0.42
8:F:90:MET:HE3	8:F:90:MET:HA	2.00	0.42
15:M:23:TYR:CE1	15:M:70:ARG:HG3	2.55	0.42
3:A:214:C:C2	3:A:215:C:C5	3.07	0.42
3:A:321:A:H2'	3:A:322:C:C6	2.54	0.42
3:A:718:A:C4	3:A:719:C:C5	3.07	0.42
3:A:1517:G:C6	3:A:1518:MA6:H103	2.55	0.42
4:B:105:LYS:HE3	4:B:105:LYS:HB3	1.93	0.42
7:E:55:GLU:HG3	7:E:56:VAL:N	2.34	0.42
9:G:131:LYS:HA	9:G:131:LYS:HD3	1.61	0.42
11:I:35:LEU:HD11	11:I:45:ARG:HG2	2.01	0.42
14:L:21:VAL:HG12	14:L:21:VAL:O	2.18	0.42
25:Y:511:LYS:HA	25:Y:514:LEU:CD1	2.49	0.42

Continued on next page...

Continued from previous page...

Atom-1	Atom-2	Interatomic distance (Å)	Clash overlap (Å)
2:3:0:G:H2'	2:3:1:G:C8	2.54	0.42
3:A:95:C:H2'	3:A:96:U:H6	1.84	0.42
3:A:647:C:H2'	3:A:648:A:C8	2.51	0.42
3:A:718:A:HO2'	23:U:35:ARG:NH2	2.17	0.42
3:A:1269:A:C4	3:A:1313:U:H1'	2.53	0.42
12:J:11:LYS:HZ3	12:J:97:ASP:HB3	1.84	0.42
16:N:27:LEU:O	16:N:30:ILE:HG22	2.18	0.42
26:Z:179:LYS:HE2	26:Z:179:LYS:HB3	1.85	0.42
3:A:368:U:OP2	25:Y:607:ARG:NH1	2.47	0.42
3:A:522:C:H41	14:L:50:ARG:NH2	2.16	0.42
3:A:1038:C:N4	3:A:1039:G:O6	2.53	0.42
3:A:1404:C:C2	3:A:1499:A:C6	3.07	0.42
3:A:1520:C:H2'	3:A:1521:C:H6	1.85	0.42
5:C:11:ARG:HH12	5:C:178:LEU:HA	1.85	0.42
8:F:82:ASP:OD1	8:F:82:ASP:C	2.62	0.42
15:M:107:ARG:NH2	15:M:111:GLY:O	2.53	0.42
3:A:524:G:H2'	3:A:525:C:C6	2.55	0.42
3:A:545:C:P	6:D:62:ARG:HH12	2.43	0.42
3:A:696:A:H2'	3:A:697:U:H6	1.85	0.42
3:A:716:A:C6	3:A:717:U:C4	3.08	0.42
3:A:734:G:H2'	3:A:735:C:H6	1.83	0.42
3:A:1118:U:H1'	3:A:1179:A:C4	2.55	0.42
3:A:1298:U:H5''	3:A:1299:A:O4'	2.19	0.42
3:A:1483:A:H2'	3:A:1484:C:O4'	2.19	0.42
4:B:111:ILE:HD13	4:B:111:ILE:HA	1.83	0.42
10:H:92:LEU:HD23	10:H:92:LEU:HA	1.75	0.42
20:R:63:ARG:HD2	20:R:70:TYR:HA	2.01	0.42
25:Y:357:VAL:HA	25:Y:360:GLU:CD	2.45	0.42
25:Y:661:PHE:O	25:Y:665:LYS:HG2	2.18	0.42
3:A:828:U:C4	3:A:859:G:C4	3.08	0.42
3:A:1013:G:N2	3:A:1015:G:H3'	2.34	0.42
3:A:1071:C:H2'	3:A:1072:G:C8	2.54	0.42
6:D:58:LYS:HZ3	6:D:62:ARG:HD3	1.84	0.42
17:O:28:GLN:H	17:O:28:GLN:HG2	1.60	0.42
3:A:34:C:H2'	3:A:35:G:C8	2.52	0.42
3:A:338:A:H2'	3:A:339:C:C6	2.55	0.42
3:A:639:G:C2	3:A:640:A:C5	3.07	0.42
3:A:642:A:C8	10:H:107:SER:HA	2.55	0.42
5:C:157:LEU:HD23	5:C:157:LEU:HA	1.74	0.42
19:Q:58:VAL:HB	19:Q:80:GLU:OE1	2.20	0.42
22:T:56:PRO:O	22:T:60:ARG:HG3	2.20	0.42

Continued on next page...

Continued from previous page...

Atom-1	Atom-2	Interatomic distance (Å)	Clash overlap (Å)
24:X:19:ASN:N	24:X:19:ASN:HD22	2.18	0.42
25:Y:694:LYS:HG3	25:Y:728:ILE:HG12	2.01	0.42
25:Y:757:VAL:O	25:Y:761:GLU:HB3	2.20	0.42
3:A:113:G:H2'	3:A:114:U:H6	1.84	0.42
3:A:602:A:H2'	3:A:603:U:C6	2.55	0.42
3:A:801:U:H2'	3:A:802:A:H8	1.84	0.42
3:A:1078:U:H2'	3:A:1079:G:C8	2.55	0.42
3:A:1428:A:C6	3:A:1473:G:N1	2.88	0.42
4:B:103:ASN:HD21	4:B:105:LYS:HE3	1.84	0.42
9:G:110:LYS:HA	9:G:110:LYS:HD3	1.80	0.42
10:H:27:MET:O	10:H:58:GLU:HG2	2.19	0.42
18:P:39:PHE:CD1	18:P:74:LEU:HD11	2.53	0.42
22:T:37:ALA:O	22:T:40:GLU:HG3	2.18	0.42
25:Y:486:ALA:HA	25:Y:489:ALA:HB3	2.01	0.42
26:Z:112:ARG:O	26:Z:115:ILE:HG13	2.19	0.42
2:3:25:U:C2	2:3:26:A:C8	3.08	0.42
3:A:123:U:H5''	3:A:311:C:O2'	2.19	0.42
3:A:279:A:H5''	3:A:280:C:H3'	2.01	0.42
3:A:607:A:H2'	3:A:608:A:H8	1.85	0.42
4:B:144:LEU:O	4:B:147:SER:OG	2.32	0.42
7:E:85:VAL:CG1	7:E:86:LYS:N	2.83	0.42
14:L:21:VAL:CG1	14:L:24:LEU:HD22	2.50	0.42
15:M:51:GLY:O	15:M:55:THR:HG22	2.19	0.42
25:Y:317:THR:HB	25:Y:348:VAL:HG12	2.02	0.42
25:Y:499:LYS:HA	25:Y:499:LYS:HD2	1.83	0.42
2:3:24:A:C6	2:3:25:U:C2	3.07	0.42
2:3:27:C:H5'	2:3:27:C:C6	2.36	0.42
3:A:71:A:C6	3:A:100:G:C8	3.08	0.42
3:A:264:C:H2'	3:A:265:G:C8	2.55	0.42
3:A:324:G:N1	3:A:327:A:OP2	2.52	0.42
3:A:344:A:OP2	3:A:345:C:N4	2.53	0.42
3:A:380:G:N2	3:A:384:G:C5	2.88	0.42
3:A:747:A:H2'	3:A:748:G:C8	2.55	0.42
3:A:1411:C:N4	3:A:1489:G:H1	2.14	0.42
5:C:16:LYS:HD3	5:C:17:PRO:HD2	2.02	0.42
5:C:156:ARG:NH2	5:C:161:GLU:HA	2.35	0.42
15:M:89:LEU:O	15:M:92:ARG:HG2	2.20	0.42
16:N:4:GLN:HA	16:N:7:LYS:HE2	2.01	0.42
18:P:52:LEU:HD13	18:P:78:VAL:HG21	2.02	0.42
25:Y:399:HIS:CE1	25:Y:447:GLY:HA3	2.55	0.42
25:Y:709:LEU:HD23	25:Y:709:LEU:HA	1.65	0.42

Continued on next page...

Continued from previous page...

Atom-1	Atom-2	Interatomic distance (Å)	Clash overlap (Å)
2:3:62:C:H2'	2:3:63:C:C4'	2.50	0.41
3:A:41:G:N1	3:A:402:G:C6	2.88	0.41
3:A:158:G:C6	3:A:164:G:C5	3.08	0.41
3:A:580:C:H2'	3:A:581:G:O4'	2.20	0.41
3:A:792:A:C4	3:A:794:A:C6	3.07	0.41
3:A:1226:C:C5	15:M:103:LYS:HA	2.55	0.41
3:A:1233:G:C2	3:A:1234:C:C2	3.09	0.41
4:B:120:GLN:HG3	4:B:125:THR:OG1	2.19	0.41
4:B:160:ALA:HB1	4:B:184:PHE:HE1	1.85	0.41
7:E:74:VAL:HG21	7:E:144:LEU:HB3	2.02	0.41
9:G:66:LEU:HD11	9:G:100:ALA:HB1	2.02	0.41
10:H:22:LYS:N	10:H:65:TYR:OH	2.53	0.41
17:O:86:GLY:O	17:O:88:ARG:NH2	2.36	0.41
19:Q:9:GLN:HE22	19:Q:79:VAL:HG11	1.85	0.41
19:Q:47:HIS:HB2	19:Q:67:LEU:HD11	2.02	0.41
2:3:9:G:N2	2:3:26:A:H1'	2.34	0.41
3:A:352:C:O2'	3:A:354:G:OP1	2.32	0.41
3:A:600:A:H2'	3:A:601:G:C8	2.55	0.41
3:A:823:C:H2'	3:A:824:G:H8	1.85	0.41
3:A:927:G:OP1	3:A:1505:G:N2	2.49	0.41
3:A:1491:G:H5'	3:A:1492:A:OP1	2.19	0.41
4:B:115:LYS:HB2	4:B:115:LYS:HE2	1.68	0.41
5:C:82:GLU:N	5:C:82:GLU:OE1	2.53	0.41
14:L:34:CYS:HB2	14:L:78:SER:H	1.85	0.41
15:M:81:MET:O	15:M:92:ARG:NH2	2.53	0.41
16:N:86:GLU:OE1	16:N:87:ALA:N	2.53	0.41
25:Y:460:GLN:HG2	25:Y:489:ALA:HB2	2.02	0.41
25:Y:514:LEU:HA	25:Y:517:TYR:CD1	2.55	0.41
25:Y:522:GLU:HA	25:Y:526:GLY:N	2.33	0.41
25:Y:713:THR:HG22	25:Y:714:ASP:H	1.84	0.41
26:Z:89:LYS:O	26:Z:92:GLN:HB3	2.19	0.41
26:Z:103:ASP:O	26:Z:104:GLU:HB2	2.19	0.41
3:A:425:G:H2'	3:A:426:U:C6	2.55	0.41
3:A:620:C:H2'	3:A:621:A:O4'	2.21	0.41
3:A:931:C:H42	3:A:1386:G:H1	1.68	0.41
3:A:1039:G:H2'	3:A:1040:U:C6	2.55	0.41
3:A:1479:C:H2'	3:A:1480:A:C8	2.55	0.41
4:B:105:LYS:NZ	4:B:106:THR:HG22	2.35	0.41
5:C:153:VAL:HG12	5:C:196:ILE:HD11	2.01	0.41
6:D:13:ARG:NH2	6:D:38:PRO:HA	2.35	0.41
6:D:90:LEU:HD11	6:D:91:LEU:HD22	2.03	0.41

Continued on next page...

Continued from previous page...

Atom-1	Atom-2	Interatomic distance (Å)	Clash overlap (Å)
13:K:24:HIS:NE2	13:K:87:LYS:HE2	2.35	0.41
15:M:3:ARG:HB2	15:M:6:GLY:O	2.20	0.41
22:T:8:LYS:O	22:T:12:ILE:HG12	2.20	0.41
23:U:41:PRO:HB2	23:U:45:ARG:NH2	2.31	0.41
25:Y:397:MET:HE2	25:Y:467:LEU:HD22	2.02	0.41
26:Z:144:VAL:HG23	26:Z:145:LEU:N	2.35	0.41
3:A:259:G:OP2	22:T:78:ASN:ND2	2.53	0.41
3:A:471:U:HO2'	3:A:472:U:P	2.42	0.41
3:A:954:G:N2	3:A:1228:C:N3	2.68	0.41
5:C:37:PHE:CE1	5:C:38:LYS:HD3	2.55	0.41
5:C:118:ASP:HA	5:C:121:THR:OG1	2.20	0.41
6:D:45:LYS:O	6:D:45:LYS:HD3	2.20	0.41
8:F:16:GLU:O	8:F:19:PRO:HD2	2.20	0.41
8:F:40:GLU:OE2	8:F:61:LEU:HG	2.20	0.41
25:Y:665:LYS:HB2	25:Y:668:ARG:HH21	1.85	0.41
3:A:45:G:H2'	3:A:46:G:H8	1.86	0.41
3:A:340:U:H2'	3:A:341:C:H6	1.86	0.41
3:A:717:U:C2	3:A:734:G:C8	3.09	0.41
3:A:771:G:C6	3:A:809:G:C6	3.09	0.41
3:A:833:G:H2'	3:A:834:U:H6	1.85	0.41
3:A:841:C:C4	3:A:846:G:C4	3.09	0.41
5:C:20:SER:OG	5:C:22:TRP:NE1	2.53	0.41
5:C:184:TYR:HE1	5:C:199:LYS:HB3	1.86	0.41
14:L:34:CYS:SG	14:L:78:SER:HB2	2.61	0.41
25:Y:513:GLU:O	25:Y:516:GLN:N	2.54	0.41
3:A:131:A:H2'	3:A:132:C:C6	2.56	0.41
3:A:283:U:C2	3:A:284:C:C6	3.09	0.41
3:A:745:G:C2	3:A:746:A:C5	3.09	0.41
3:A:748:G:H2'	3:A:749:A:C8	2.56	0.41
3:A:851:G:C2	3:A:852:G:C8	3.09	0.41
3:A:962:C:H2'	3:A:963:G:C8	2.55	0.41
3:A:1148:U:H2'	3:A:1149:C:O4'	2.20	0.41
14:L:71:GLY:O	14:L:99:ARG:NH2	2.46	0.41
20:R:21:ILE:HD13	20:R:55:LEU:HD23	2.01	0.41
20:R:21:ILE:HD11	20:R:51:TYR:HD1	1.86	0.41
22:T:59:ASP:OD1	22:T:59:ASP:N	2.53	0.41
25:Y:347:GLN:OE1	25:Y:349:ILE:HG23	2.21	0.41
25:Y:564:MET:HG2	25:Y:643:VAL:HB	2.02	0.41
3:A:224:U:H2'	3:A:225:C:C6	2.56	0.41
3:A:345:C:H1'	3:A:346:G:C2	2.56	0.41
3:A:652:U:C2	3:A:752:G:N2	2.89	0.41

Continued on next page...

Continued from previous page...

Atom-1	Atom-2	Interatomic distance (Å)	Clash overlap (Å)
3:A:705:G:C5	3:A:706:A:C8	3.09	0.41
5:C:43:LEU:HD23	5:C:43:LEU:HA	1.86	0.41
5:C:121:THR:HB	5:C:189:ALA:HB2	2.02	0.41
8:F:42:TRP:CZ2	20:R:24:LYS:HE3	2.55	0.41
12:J:36:VAL:HA	12:J:76:ILE:HA	2.03	0.41
13:K:22:HIS:HB2	13:K:33:THR:CG2	2.50	0.41
13:K:122:ARG:HA	13:K:123:PRO:HD3	1.97	0.41
17:O:48:LYS:HE3	17:O:50:HIS:CE1	2.56	0.41
25:Y:766:ARG:HH21	25:Y:777:GLU:HG3	1.85	0.41
25:Y:771:ILE:HG12	25:Y:775:ILE:HD11	2.02	0.41
3:A:338:A:H2'	3:A:339:C:H6	1.86	0.41
3:A:1290:G:H5'	9:G:35:LYS:NZ	2.36	0.41
8:F:101:PRO:HD2	20:R:24:LYS:HE2	2.02	0.41
26:Z:114:LEU:HD12	26:Z:114:LEU:C	2.46	0.41
1:2:15:A:N1	2:3:37:A:H2	2.19	0.41
3:A:86:G:H1'	3:A:87:C:H5	1.86	0.41
3:A:279:A:H5'	3:A:281:G:O4'	2.21	0.41
3:A:415:A:C4	3:A:416:G:C8	3.09	0.41
3:A:907:A:H2'	3:A:908:A:H8	1.86	0.41
3:A:922:G:H2'	3:A:923:A:C8	2.56	0.41
3:A:1005:A:C6	3:A:1006:G:H1'	2.56	0.41
3:A:1132:C:H2'	3:A:1133:G:H8	1.86	0.41
3:A:1217:C:H2'	3:A:1218:C:C6	2.55	0.41
3:A:1442:G:H2'	3:A:1443:C:C6	2.56	0.41
3:A:1484:C:C4	3:A:1485:U:C4	3.09	0.41
3:A:1518:MA6:C5	3:A:1519:MA6:H103	2.51	0.41
5:C:86:LYS:O	5:C:90:VAL:HG23	2.20	0.41
5:C:117:ALA:O	5:C:120:ILE:HG22	2.21	0.41
7:E:126:LYS:HD2	7:E:127:ALA:N	2.35	0.41
11:I:43:THR:O	11:I:47:VAL:HG12	2.21	0.41
14:L:44:LYS:HG3	14:L:89:ASP:HA	2.02	0.41
15:M:3:ARG:O	15:M:3:ARG:HG3	2.20	0.41
25:Y:729:THR:C	25:Y:754:ALA:HB2	2.46	0.41
3:A:159:G:N2	3:A:162:A:OP2	2.54	0.41
3:A:667:G:H4'	17:O:51:HIS:CE1	2.56	0.41
3:A:992:U:H4'	3:A:993:G:O4'	2.21	0.41
4:B:74:ARG:O	4:B:77:SER:OG	2.38	0.41
10:H:78:VAL:HB	10:H:125:ILE:HG22	2.03	0.41
15:M:23:TYR:HB3	15:M:66:GLU:HG2	2.03	0.41
25:Y:455:ARG:O	25:Y:459:ALA:N	2.54	0.41
3:A:1:A:H2'	3:A:2:A:O4'	2.21	0.40

Continued on next page...

Continued from previous page...

Atom-1	Atom-2	Interatomic distance (Å)	Clash overlap (Å)
3:A:122:G:H2'	3:A:123:U:O4'	2.21	0.40
3:A:204:G:H2'	3:A:205:A:H8	1.85	0.40
3:A:613:C:H2'	3:A:614:C:H6	1.86	0.40
3:A:697:U:C4	3:A:698:G:C8	3.10	0.40
3:A:714:G:H2'	3:A:715:A:H8	1.85	0.40
3:A:1178:G:N2	3:A:1180:A:H3'	2.36	0.40
10:H:7:ILE:HB	10:H:77:ARG:HH21	1.85	0.40
11:I:28:ILE:HD11	11:I:35:LEU:HD22	2.03	0.40
13:K:38:GLN:OE1	13:K:40:ASN:N	2.53	0.40
17:O:70:LEU:HD22	17:O:78:TYR:HB2	2.03	0.40
18:P:67:ILE:HG22	18:P:68:SER:O	2.21	0.40
25:Y:472:ASP:OD1	25:Y:473:ASP:N	2.54	0.40
25:Y:523:GLU:HG2	25:Y:530:PHE:HE2	1.84	0.40
25:Y:740:ASN:OD1	25:Y:740:ASN:N	2.54	0.40
26:Z:154:GLU:H	26:Z:154:GLU:HG2	1.67	0.40
3:A:284:C:H2'	3:A:285:C:H6	1.86	0.40
3:A:538:G:H2'	3:A:539:A:C8	2.56	0.40
3:A:635:A:H2'	3:A:636:U:C6	2.56	0.40
3:A:652:U:C4	3:A:752:G:N3	2.90	0.40
3:A:677:U:H2'	3:A:678:U:C6	2.56	0.40
3:A:797:C:H2'	3:A:798:U:H6	1.86	0.40
3:A:834:U:H2'	3:A:835:U:C6	2.56	0.40
3:A:907:A:H2'	3:A:908:A:C8	2.57	0.40
3:A:1106:G:P	5:C:172:ARG:HH21	2.44	0.40
3:A:1221:G:H4'	21:S:77:THR:HG21	2.02	0.40
3:A:1266:G:N2	3:A:1268:G:H3'	2.36	0.40
3:A:1420:U:H2'	3:A:1421:G:C8	2.57	0.40
6:D:59:GLN:OE1	6:D:63:ARG:NH2	2.53	0.40
6:D:185:LYS:HA	6:D:186:PRO:HD3	1.96	0.40
10:H:12:THR:HA	10:H:15:ARG:NH1	2.36	0.40
12:J:11:LYS:HG2	12:J:71:LEU:CD1	2.51	0.40
20:R:29:LEU:HA	20:R:32:TYR:HD1	1.86	0.40
26:Z:92:GLN:HG2	26:Z:122:ASP:OD2	2.20	0.40
26:Z:113:SER:HA	26:Z:116:ARG:NH2	2.36	0.40
26:Z:128:LEU:HD23	26:Z:145:LEU:HD21	2.03	0.40
3:A:264:C:O2'	19:Q:65:ARG:NH1	2.54	0.40
3:A:317:U:N3	3:A:318:G:N7	2.70	0.40
3:A:601:G:H2'	3:A:602:A:C8	2.56	0.40
3:A:800:G:H2'	3:A:801:U:C5	2.56	0.40
3:A:883:C:H2'	3:A:884:U:C6	2.56	0.40
3:A:1226:C:H4'	21:S:80:TYR:CZ	2.57	0.40

Continued on next page...

Continued from previous page...

Atom-1	Atom-2	Interatomic distance (Å)	Clash overlap (Å)
3:A:1322:C:OP1	21:S:78:ARG:NH2	2.47	0.40
3:A:1413:A:N1	3:A:1487:G:C6	2.90	0.40
15:M:80:LEU:O	15:M:88:GLY:HA3	2.21	0.40
22:T:28:MET:O	22:T:32:ILE:HG12	2.21	0.40
24:X:56:GLU:CD	24:X:66:ARG:HB3	2.46	0.40
25:Y:404:LYS:HZ3	25:Y:424:ILE:HA	1.86	0.40
26:Z:121:GLY:HA2	26:Z:176:PRO:HG3	2.03	0.40
3:A:2:A:H4'	3:A:3:A:OP1	2.21	0.40
3:A:210:C:O2'	3:A:211:G:N2	2.54	0.40
3:A:571:U:H5'	3:A:819:A:N7	2.36	0.40
3:A:685:G:C2	3:A:686:U:C4	3.09	0.40
3:A:765:G:N1	3:A:812:G:O2'	2.50	0.40
3:A:799:G:H2'	3:A:800:G:O4'	2.21	0.40
3:A:934:C:H5	3:A:1344:C:H2'	1.87	0.40
3:A:1000:A:H2'	3:A:1001:C:C6	2.57	0.40
3:A:1070:U:H2'	3:A:1071:C:C6	2.56	0.40
3:A:1298:U:H4'	3:A:1299:A:C4	2.56	0.40
5:C:211:MET:H	5:C:211:MET:HG2	1.76	0.40
25:Y:397:MET:CE	25:Y:479:THR:HG23	2.49	0.40
25:Y:693:LEU:HB3	25:Y:723:SER:HB3	2.03	0.40
25:Y:770:VAL:HG12	25:Y:772:TYR:H	1.87	0.40
2:3:27:C:H1'	2:3:44:G:H22	1.87	0.40
3:A:71:A:N6	3:A:99:C:HO2'	2.19	0.40
3:A:168:G:C6	3:A:169:C:C2	3.09	0.40
3:A:408:A:C6	3:A:435:A:C6	3.10	0.40
3:A:459:A:C6	3:A:474:G:C6	3.10	0.40
3:A:840:C:H2'	3:A:841:C:H5''	2.03	0.40
3:A:1233:G:H2'	3:A:1234:C:C6	2.57	0.40
3:A:1284:C:OP2	3:A:1285:A:O2'	2.29	0.40
3:A:1518:MA6:C6	3:A:1519:MA6:H103	2.51	0.40
11:I:6:TYR:HB2	11:I:21:ILE:HB	2.04	0.40
12:J:80:THR:O	12:J:84:VAL:HG23	2.21	0.40

There are no symmetry-related clashes.

5.3 Torsion angles [i](#)

5.3.1 Protein backbone [i](#)

In the following table, the Percentiles column shows the percent Ramachandran outliers of the chain as a percentile score with respect to all PDB entries followed by that with respect to all EM

entries.

The Analysed column shows the number of residues for which the backbone conformation was analysed, and the total number of residues.

Mol	Chain	Analysed	Favoured	Allowed	Outliers	Percentiles	
4	B	222/241 (92%)	215 (97%)	7 (3%)	0	100	100
5	C	209/233 (90%)	206 (99%)	3 (1%)	0	100	100
6	D	203/206 (98%)	199 (98%)	4 (2%)	0	100	100
7	E	154/167 (92%)	151 (98%)	3 (2%)	0	100	100
8	F	104/135 (77%)	103 (99%)	1 (1%)	0	100	100
9	G	149/179 (83%)	146 (98%)	3 (2%)	0	100	100
10	H	127/130 (98%)	124 (98%)	3 (2%)	0	100	100
11	I	125/130 (96%)	120 (96%)	5 (4%)	0	100	100
12	J	98/103 (95%)	96 (98%)	2 (2%)	0	100	100
13	K	115/129 (89%)	112 (97%)	3 (3%)	0	100	100
14	L	121/124 (98%)	117 (97%)	4 (3%)	0	100	100
15	M	113/118 (96%)	108 (96%)	5 (4%)	0	100	100
16	N	98/101 (97%)	96 (98%)	2 (2%)	0	100	100
17	O	86/89 (97%)	86 (100%)	0	0	100	100
18	P	80/82 (98%)	80 (100%)	0	0	100	100
19	Q	78/84 (93%)	73 (94%)	5 (6%)	0	100	100
20	R	54/75 (72%)	53 (98%)	1 (2%)	0	100	100
21	S	81/92 (88%)	78 (96%)	3 (4%)	0	100	100
22	T	84/87 (97%)	84 (100%)	0	0	100	100
23	U	50/71 (70%)	50 (100%)	0	0	100	100
24	X	68/72 (94%)	67 (98%)	1 (2%)	0	100	100
25	Y	486/890 (55%)	466 (96%)	20 (4%)	0	100	100
26	Z	110/180 (61%)	105 (96%)	5 (4%)	0	100	100
All	All	3015/3718 (81%)	2935 (97%)	80 (3%)	0	100	100

There are no Ramachandran outliers to report.

5.3.2 Protein sidechains ⓘ

In the following table, the Percentiles column shows the percent sidechain outliers of the chain as a percentile score with respect to all PDB entries followed by that with respect to all EM

entries.

The Analysed column shows the number of residues for which the sidechain conformation was analysed, and the total number of residues.

Mol	Chain	Analysed	Rotameric	Outliers	Percentiles	
4	B	186/199 (94%)	186 (100%)	0	100	100
5	C	172/190 (90%)	172 (100%)	0	100	100
6	D	172/173 (99%)	172 (100%)	0	100	100
7	E	119/126 (94%)	119 (100%)	0	100	100
8	F	92/116 (79%)	92 (100%)	0	100	100
9	G	124/147 (84%)	124 (100%)	0	100	100
10	H	104/105 (99%)	104 (100%)	0	100	100
11	I	105/107 (98%)	105 (100%)	0	100	100
12	J	88/90 (98%)	88 (100%)	0	100	100
13	K	90/99 (91%)	90 (100%)	0	100	100
14	L	103/104 (99%)	103 (100%)	0	100	100
15	M	93/96 (97%)	93 (100%)	0	100	100
16	N	83/84 (99%)	83 (100%)	0	100	100
17	O	76/77 (99%)	76 (100%)	0	100	100
18	P	65/65 (100%)	65 (100%)	0	100	100
19	Q	74/78 (95%)	74 (100%)	0	100	100
20	R	49/65 (75%)	49 (100%)	0	100	100
21	S	72/79 (91%)	72 (100%)	0	100	100
22	T	65/66 (98%)	65 (100%)	0	100	100
23	U	43/61 (70%)	43 (100%)	0	100	100
24	X	64/65 (98%)	64 (100%)	0	100	100
25	Y	386/713 (54%)	386 (100%)	0	100	100
26	Z	101/156 (65%)	101 (100%)	0	100	100
All	All	2526/3061 (82%)	2526 (100%)	0	100	100

There are no protein residues with a non-rotameric sidechain to report.

Sometimes sidechains can be flipped to improve hydrogen bonding and reduce clashes. All (54) such sidechains are listed below:

Mol	Chain	Res	Type
4	B	39	HIS

Continued on next page...

Continued from previous page...

Mol	Chain	Res	Type
4	B	51	ASN
5	C	3	GLN
5	C	25	ASN
6	D	54	GLN
7	E	78	ASN
7	E	121	HIS
7	E	135	ASN
8	F	37	HIS
8	F	68	GLN
9	G	68	ASN
9	G	122	ASN
9	G	148	ASN
10	H	16	ASN
11	I	5	GLN
11	I	32	GLN
11	I	50	GLN
12	J	58	ASN
13	K	15	GLN
13	K	64	GLN
13	K	118	HIS
13	K	119	ASN
14	L	96	HIS
15	M	14	HIS
15	M	91	HIS
15	M	105	ASN
16	N	4	GLN
16	N	35	ASN
17	O	20	ASN
17	O	38	HIS
19	Q	9	GLN
20	R	52	GLN
20	R	54	GLN
22	T	61	GLN
22	T	70	ASN
22	T	75	HIS
22	T	78	ASN
22	T	82	GLN
24	X	28	ASN
25	Y	300	GLN
25	Y	331	GLN
25	Y	351	GLN
25	Y	402	HIS

Continued on next page...

Continued from previous page...

Mol	Chain	Res	Type
25	Y	448	HIS
25	Y	485	HIS
25	Y	516	GLN
25	Y	529	GLN
25	Y	669	GLN
25	Y	670	GLN
25	Y	773	ASN
26	Z	92	GLN
26	Z	108	GLN
26	Z	137	HIS
26	Z	169	GLN

5.3.3 RNA ⓘ

Mol	Chain	Analysed	Backbone Outliers	Pucker Outliers
1	2	3/4 (75%)	1 (33%)	0
2	3	76/77 (98%)	38 (50%)	6 (7%)
3	A	1533/1542 (99%)	249 (16%)	13 (0%)
All	All	1612/1623 (99%)	288 (17%)	19 (1%)

All (288) RNA backbone outliers are listed below:

Mol	Chain	Res	Type
1	2	18	G
2	3	2	A
2	3	3	G
2	3	4	C
2	3	5	G
2	3	6	G
2	3	9	G
2	3	10	U
2	3	13	A
2	3	15	U
2	3	16	C
2	3	17	G
2	3	19	U
2	3	20	U
2	3	21	A
2	3	22	G
2	3	24	A
2	3	26	A

Continued on next page...

Continued from previous page...

Mol	Chain	Res	Type
2	3	27	C
2	3	35	A
2	3	41	C
2	3	45	G
2	3	47	U
2	3	48	C
2	3	55	U
2	3	56	C
2	3	57	G
2	3	59	G
2	3	60	U
2	3	61	C
2	3	62	C
2	3	63	C
2	3	64	G
2	3	65	U
2	3	66	C
2	3	70	U
2	3	71	C
2	3	72	C
2	3	73	G
3	A	3	A
3	A	7	A
3	A	8	A
3	A	9	G
3	A	14	U
3	A	22	G
3	A	31	G
3	A	32	A
3	A	39	G
3	A	44	A
3	A	47	C
3	A	48	C
3	A	51	A
3	A	64	G
3	A	70	U
3	A	71	A
3	A	74	A
3	A	75	G
3	A	76	G
3	A	77	A
3	A	79	G

Continued on next page...

Continued from previous page...

Mol	Chain	Res	Type
3	A	81	A
3	A	82	G
3	A	83	C
3	A	84	U
3	A	85	U
3	A	86	G
3	A	88	U
3	A	89	U
3	A	90	C
3	A	91	U
3	A	93	U
3	A	94	G
3	A	95	C
3	A	109	A
3	A	121	U
3	A	131	A
3	A	141	G
3	A	143	A
3	A	144	G
3	A	163	C
3	A	181	A
3	A	197	A
3	A	210	C
3	A	211	G
3	A	212	G
3	A	213	G
3	A	240	G
3	A	247	G
3	A	251	G
3	A	266	G
3	A	267	C
3	A	280	C
3	A	289	G
3	A	299	G
3	A	328	C
3	A	330	C
3	A	332	G
3	A	345	C
3	A	347	G
3	A	351	G
3	A	352	C
3	A	366	A

Continued on next page...

Continued from previous page...

Mol	Chain	Res	Type
3	A	367	U
3	A	372	C
3	A	384	G
3	A	397	A
3	A	406	G
3	A	411	A
3	A	413	G
3	A	421	U
3	A	422	C
3	A	423	G
3	A	424	G
3	A	429	U
3	A	444	G
3	A	467	U
3	A	468	A
3	A	472	U
3	A	475	C
3	A	481	G
3	A	484	G
3	A	485	U
3	A	486	U
3	A	495	A
3	A	496	A
3	A	509	A
3	A	511	C
3	A	512	U
3	A	518	C
3	A	527	G7M
3	A	531	U
3	A	532	A
3	A	547	A
3	A	562	U
3	A	564	C
3	A	571	U
3	A	572	A
3	A	573	A
3	A	575	G
3	A	576	C
3	A	577	G
3	A	579	A
3	A	596	A
3	A	633	G

Continued on next page...

Continued from previous page...

Mol	Chain	Res	Type
3	A	653	U
3	A	665	A
3	A	685	G
3	A	686	U
3	A	694	A
3	A	695	A
3	A	702	A
3	A	703	G
3	A	718	A
3	A	719	C
3	A	720	C
3	A	721	G
3	A	723	U
3	A	724	G
3	A	734	G
3	A	755	G
3	A	758	C
3	A	777	A
3	A	790	A
3	A	791	G
3	A	793	U
3	A	794	A
3	A	815	A
3	A	817	C
3	A	821	G
3	A	828	U
3	A	832	G
3	A	840	C
3	A	841	C
3	A	845	A
3	A	849	G
3	A	872	A
3	A	873	A
3	A	889	A
3	A	901	A
3	A	902	G
3	A	914	A
3	A	926	G
3	A	931	C
3	A	933	G
3	A	934	C
3	A	935	A

Continued on next page...

Continued from previous page...

Mol	Chain	Res	Type
3	A	957	U
3	A	960	U
3	A	965	U
3	A	969	A
3	A	971	G
3	A	975	A
3	A	976	G
3	A	977	A
3	A	993	G
3	A	994	A
3	A	1003	G
3	A	1004	A
3	A	1006	G
3	A	1020	G
3	A	1021	A
3	A	1022	A
3	A	1024	G
3	A	1025	U
3	A	1026	G
3	A	1028	C
3	A	1029	U
3	A	1030	U
3	A	1031	C
3	A	1032	G
3	A	1036	A
3	A	1037	C
3	A	1053	G
3	A	1054	C
3	A	1055	A
3	A	1065	U
3	A	1066	C
3	A	1084	G
3	A	1094	G
3	A	1095	U
3	A	1101	A
3	A	1108	G
3	A	1124	G
3	A	1126	U
3	A	1136	C
3	A	1137	C
3	A	1138	G
3	A	1139	G

Continued on next page...

Continued from previous page...

Mol	Chain	Res	Type
3	A	1142	G
3	A	1143	G
3	A	1159	U
3	A	1167	A
3	A	1168	U
3	A	1169	A
3	A	1171	A
3	A	1184	G
3	A	1193	G
3	A	1196	A
3	A	1200	C
3	A	1213	A
3	A	1214	C
3	A	1225	A
3	A	1240	U
3	A	1241	G
3	A	1258	G
3	A	1260	G
3	A	1280	A
3	A	1285	A
3	A	1286	U
3	A	1287	A
3	A	1298	U
3	A	1299	A
3	A	1300	G
3	A	1301	U
3	A	1304	G
3	A	1305	G
3	A	1317	C
3	A	1320	C
3	A	1331	G
3	A	1340	A
3	A	1353	G
3	A	1363	A
3	A	1364	U
3	A	1379	G
3	A	1403	C
3	A	1411	C
3	A	1413	A
3	A	1418	A
3	A	1426	G
3	A	1441	A

Continued on next page...

Continued from previous page...

Mol	Chain	Res	Type
3	A	1442	G
3	A	1446	A
3	A	1468	A
3	A	1470	U
3	A	1475	G
3	A	1483	A
3	A	1485	U
3	A	1492	A
3	A	1497	G
3	A	1499	A
3	A	1503	A
3	A	1506	U
3	A	1507	A
3	A	1519	MA6
3	A	1529	G
3	A	1530	G
3	A	1532	U
3	A	1534	A

All (19) RNA pucker outliers are listed below:

Mol	Chain	Res	Type
2	3	14	G
2	3	18	G
2	3	21	A
2	3	34	C
2	3	63	C
2	3	70	U
3	A	2	A
3	A	212	G
3	A	298	A
3	A	471	U
3	A	531	U
3	A	685	G
3	A	719	C
3	A	723	U
3	A	790	A
3	A	1031	C
3	A	1183	U
3	A	1240	U
3	A	1484	C

5.4 Non-standard residues in protein, DNA, RNA chains ⓘ

11 non-standard protein/DNA/RNA residues are modelled in this entry.

In the following table, the Counts columns list the number of bonds (or angles) for which Mogul statistics could be retrieved, the number of bonds (or angles) that are observed in the model and the number of bonds (or angles) that are defined in the Chemical Component Dictionary. The Link column lists molecule types, if any, to which the group is linked. The Z score for a bond length (or angle) is the number of standard deviations the observed value is removed from the expected value. A bond length (or angle) with $|Z| > 2$ is considered an outlier worth inspection. RMSZ is the root-mean-square of all Z scores of the bond lengths (or angles).

Mol	Type	Chain	Res	Link	Bond lengths			Bond angles		
					Counts	RMSZ	# Z > 2	Counts	RMSZ	# Z > 2
3	PSU	A	516	3	18,21,22	1.39	4 (22%)	22,30,33	1.90	4 (18%)
3	UR3	A	1498	3	19,22,23	0.91	0	26,32,35	1.41	1 (3%)
3	5MC	A	967	3	18,22,23	0.97	2 (11%)	26,32,35	1.14	3 (11%)
3	MA6	A	1519	3	18,26,27	0.91	1 (5%)	19,38,41	1.77	6 (31%)
3	2MG	A	1207	3	18,26,27	0.91	1 (5%)	16,38,41	1.09	2 (12%)
3	4OC	A	1402	3	20,23,24	0.76	0	26,32,35	0.91	1 (3%)
3	MA6	A	1518	3	18,26,27	0.91	1 (5%)	19,38,41	1.65	5 (26%)
3	2MG	A	966	3	18,26,27	0.89	1 (5%)	16,38,41	1.12	2 (12%)
3	G7M	A	527	3	20,26,27	0.90	1 (5%)	17,39,42	0.60	0
3	2MG	A	1516	3	18,26,27	0.95	1 (5%)	16,38,41	1.23	3 (18%)
3	5MC	A	1407	3	18,22,23	0.97	2 (11%)	26,32,35	1.18	3 (11%)

In the following table, the Chirals column lists the number of chiral outliers, the number of chiral centers analysed, the number of these observed in the model and the number defined in the Chemical Component Dictionary. Similar counts are reported in the Torsion and Rings columns. '-' means no outliers of that kind were identified.

Mol	Type	Chain	Res	Link	Chirals	Torsions	Rings
3	PSU	A	516	3	-	4/7/25/26	0/2/2/2
3	UR3	A	1498	3	-	0/7/25/26	0/2/2/2
3	5MC	A	967	3	-	1/7/25/26	0/2/2/2
3	MA6	A	1519	3	-	3/7/29/30	0/3/3/3
3	2MG	A	1207	3	-	0/5/27/28	0/3/3/3
3	4OC	A	1402	3	-	0/9/29/30	0/2/2/2
3	MA6	A	1518	3	-	1/7/29/30	0/3/3/3
3	2MG	A	966	3	-	0/5/27/28	0/3/3/3
3	G7M	A	527	3	-	2/3/25/26	0/3/3/3
3	2MG	A	1516	3	-	0/5/27/28	0/3/3/3

Continued on next page...

Continued from previous page...

Mol	Type	Chain	Res	Link	Chirals	Torsions	Rings
3	5MC	A	1407	3	-	0/7/25/26	0/2/2/2

All (14) bond length outliers are listed below:

Mol	Chain	Res	Type	Atoms	Z	Observed(Å)	Ideal(Å)
3	A	516	PSU	C4-N3	-2.79	1.33	1.38
3	A	516	PSU	C6-C5	2.76	1.38	1.35
3	A	1407	5MC	C6-N1	-2.74	1.33	1.38
3	A	967	5MC	C6-C5	2.73	1.39	1.34
3	A	1516	2MG	C6-N1	-2.66	1.33	1.37
3	A	527	G7M	C8-N9	2.56	1.37	1.33
3	A	1207	2MG	C6-N1	-2.50	1.34	1.37
3	A	966	2MG	C6-N1	-2.38	1.34	1.37
3	A	1407	5MC	C6-C5	2.36	1.38	1.34
3	A	967	5MC	C6-N1	-2.35	1.34	1.38
3	A	1518	MA6	C5-C4	2.30	1.47	1.40
3	A	1519	MA6	C5-C4	2.24	1.46	1.40
3	A	516	PSU	C2-N3	-2.17	1.33	1.37
3	A	516	PSU	C2-N1	-2.07	1.33	1.36

All (30) bond angle outliers are listed below:

Mol	Chain	Res	Type	Atoms	Z	Observed(°)	Ideal(°)
3	A	516	PSU	N1-C2-N3	5.96	121.89	115.13
3	A	1498	UR3	C4-N3-C2	-5.95	118.96	124.56
3	A	1519	MA6	C9-N6-C6	-3.75	108.17	119.51
3	A	516	PSU	C4-N3-C2	-3.74	120.95	126.34
3	A	1407	5MC	C5-C6-N1	-3.72	119.51	123.34
3	A	516	PSU	O2-C2-N1	-3.59	118.84	122.79
3	A	1519	MA6	N1-C6-N6	3.45	120.69	117.06
3	A	1518	MA6	C9-N6-C6	-3.39	109.25	119.51
3	A	967	5MC	C5-C6-N1	-3.36	119.88	123.34
3	A	1518	MA6	N3-C2-N1	-3.16	123.74	128.68
3	A	1519	MA6	N3-C2-N1	-3.16	123.75	128.68
3	A	1518	MA6	N1-C6-N6	2.96	120.17	117.06
3	A	1518	MA6	C4-C5-N7	-2.93	106.34	109.40
3	A	1519	MA6	C10-N6-C6	-2.78	111.11	119.51
3	A	1519	MA6	C4-C5-N7	-2.70	106.59	109.40
3	A	967	5MC	C5-C4-N3	-2.53	118.94	121.67
3	A	1518	MA6	C10-N6-C6	-2.47	112.03	119.51
3	A	966	2MG	C5-C6-N1	2.41	118.20	113.95
3	A	1207	2MG	C8-N7-C5	2.36	107.48	102.99

Continued on next page...

Continued from previous page...

Mol	Chain	Res	Type	Atoms	Z	Observed(°)	Ideal(°)
3	A	966	2MG	C8-N7-C5	2.30	107.37	102.99
3	A	1207	2MG	C5-C6-N1	2.29	118.00	113.95
3	A	1516	2MG	C8-N7-C5	2.25	107.28	102.99
3	A	1516	2MG	C5-C6-N1	2.20	117.84	113.95
3	A	1407	5MC	O2-C2-N3	-2.20	118.75	122.33
3	A	1407	5MC	C5-C4-N3	-2.18	119.32	121.67
3	A	1516	2MG	CM2-N2-C2	-2.16	119.09	123.86
3	A	1519	MA6	C10-N6-C9	-2.14	109.23	116.12
3	A	967	5MC	O2-C2-N3	-2.12	118.88	122.33
3	A	1402	4OC	CM4-N4-C4	-2.12	118.32	122.45
3	A	516	PSU	O4'-C1'-C2'	2.05	108.04	105.14

There are no chirality outliers.

All (11) torsion outliers are listed below:

Mol	Chain	Res	Type	Atoms
3	A	516	PSU	C2'-C1'-C5-C4
3	A	516	PSU	C2'-C1'-C5-C6
3	A	527	G7M	O4'-C4'-C5'-O5'
3	A	1519	MA6	O4'-C4'-C5'-O5'
3	A	527	G7M	C3'-C4'-C5'-O5'
3	A	1519	MA6	C3'-C4'-C5'-O5'
3	A	516	PSU	C3'-C4'-C5'-O5'
3	A	1518	MA6	C5-C6-N6-C10
3	A	516	PSU	O4'-C4'-C5'-O5'
3	A	1519	MA6	C5-C6-N6-C10
3	A	967	5MC	O4'-C4'-C5'-O5'

There are no ring outliers.

5 monomers are involved in 7 short contacts:

Mol	Chain	Res	Type	Clashes	Symm-Clashes
3	A	516	PSU	1	0
3	A	1519	MA6	4	0
3	A	1402	4OC	1	0
3	A	1518	MA6	4	0
3	A	1516	2MG	1	0

5.5 Carbohydrates

There are no oligosaccharides in this entry.

5.6 Ligand geometry

Of 159 ligands modelled in this entry, 158 are monoatomic - leaving 1 for Mogul analysis.

In the following table, the Counts columns list the number of bonds (or angles) for which Mogul statistics could be retrieved, the number of bonds (or angles) that are observed in the model and the number of bonds (or angles) that are defined in the Chemical Component Dictionary. The Link column lists molecule types, if any, to which the group is linked. The Z score for a bond length (or angle) is the number of standard deviations the observed value is removed from the expected value. A bond length (or angle) with $|Z| > 2$ is considered an outlier worth inspection. RMSZ is the root-mean-square of all Z scores of the bond lengths (or angles).

Mol	Type	Chain	Res	Link	Bond lengths			Bond angles		
					Counts	RMSZ	# Z > 2	Counts	RMSZ	# Z > 2
29	A1IC4	A	1601	-	38,46,46	2.25	11 (28%)	39,63,63	1.72	5 (12%)

In the following table, the Chirals column lists the number of chiral outliers, the number of chiral centers analysed, the number of these observed in the model and the number defined in the Chemical Component Dictionary. Similar counts are reported in the Torsion and Rings columns. '-' means no outliers of that kind were identified.

Mol	Type	Chain	Res	Link	Chirals	Torsions	Rings
29	A1IC4	A	1601	-	-	18/45/60/60	0/3/3/3

All (11) bond length outliers are listed below:

Mol	Chain	Res	Type	Atoms	Z	Observed(Å)	Ideal(Å)
29	A	1601	A1IC4	C1-N1	6.41	1.45	1.33
29	A	1601	A1IC4	C12-N4	5.31	1.45	1.34
29	A	1601	A1IC4	C6-N2	5.10	1.45	1.34
29	A	1601	A1IC4	C18-N7	5.01	1.45	1.34
29	A	1601	A1IC4	O2-C1	3.35	1.40	1.35
29	A	1601	A1IC4	C23-N8	-2.41	1.32	1.36
29	A	1601	A1IC4	O7-C18	-2.38	1.18	1.23
29	A	1601	A1IC4	O1-C1	-2.36	1.18	1.21
29	A	1601	A1IC4	O6-C12	-2.31	1.18	1.23
29	A	1601	A1IC4	O4-C6	-2.28	1.18	1.23
29	A	1601	A1IC4	O2-C2	-2.25	1.40	1.45

All (5) bond angle outliers are listed below:

Mol	Chain	Res	Type	Atoms	Z	Observed(°)	Ideal(°)
29	A	1601	A1IC4	O2-C1-N1	7.30	120.14	111.08
29	A	1601	A1IC4	O1-C1-N1	-3.53	119.69	125.51

Continued on next page...

Continued from previous page...

Mol	Chain	Res	Type	Atoms	Z	Observed(°)	Ideal(°)
29	A	1601	A1IC4	O2-C1-O1	-3.07	120.16	123.07
29	A	1601	A1IC4	C13-C18-N7	2.28	121.70	116.70
29	A	1601	A1IC4	C16-N5-C17	2.04	108.96	105.78

There are no chirality outliers.

All (18) torsion outliers are listed below:

Mol	Chain	Res	Type	Atoms
29	A	1601	A1IC4	N1-C1-O2-C2
29	A	1601	A1IC4	O1-C1-O2-C2
29	A	1601	A1IC4	C2-C3-C4-C5
29	A	1601	A1IC4	O3-C3-C4-C5
29	A	1601	A1IC4	N7-C19-C21-O10
29	A	1601	A1IC4	N7-C19-C21-C22
29	A	1601	A1IC4	C20-C19-C21-O10
29	A	1601	A1IC4	C20-C19-C21-C22
29	A	1601	A1IC4	N4-C12-C5-C4
29	A	1601	A1IC4	O6-C12-C5-C4
29	A	1601	A1IC4	N7-C19-C20-O8
29	A	1601	A1IC4	O6-C12-C5-N2
29	A	1601	A1IC4	N7-C19-C20-O9
29	A	1601	A1IC4	N4-C12-C5-N2
29	A	1601	A1IC4	C18-C13-C14-C15
29	A	1601	A1IC4	O4-C6-C7-N3
29	A	1601	A1IC4	C3-C4-C5-N2
29	A	1601	A1IC4	C3-C4-C5-C12

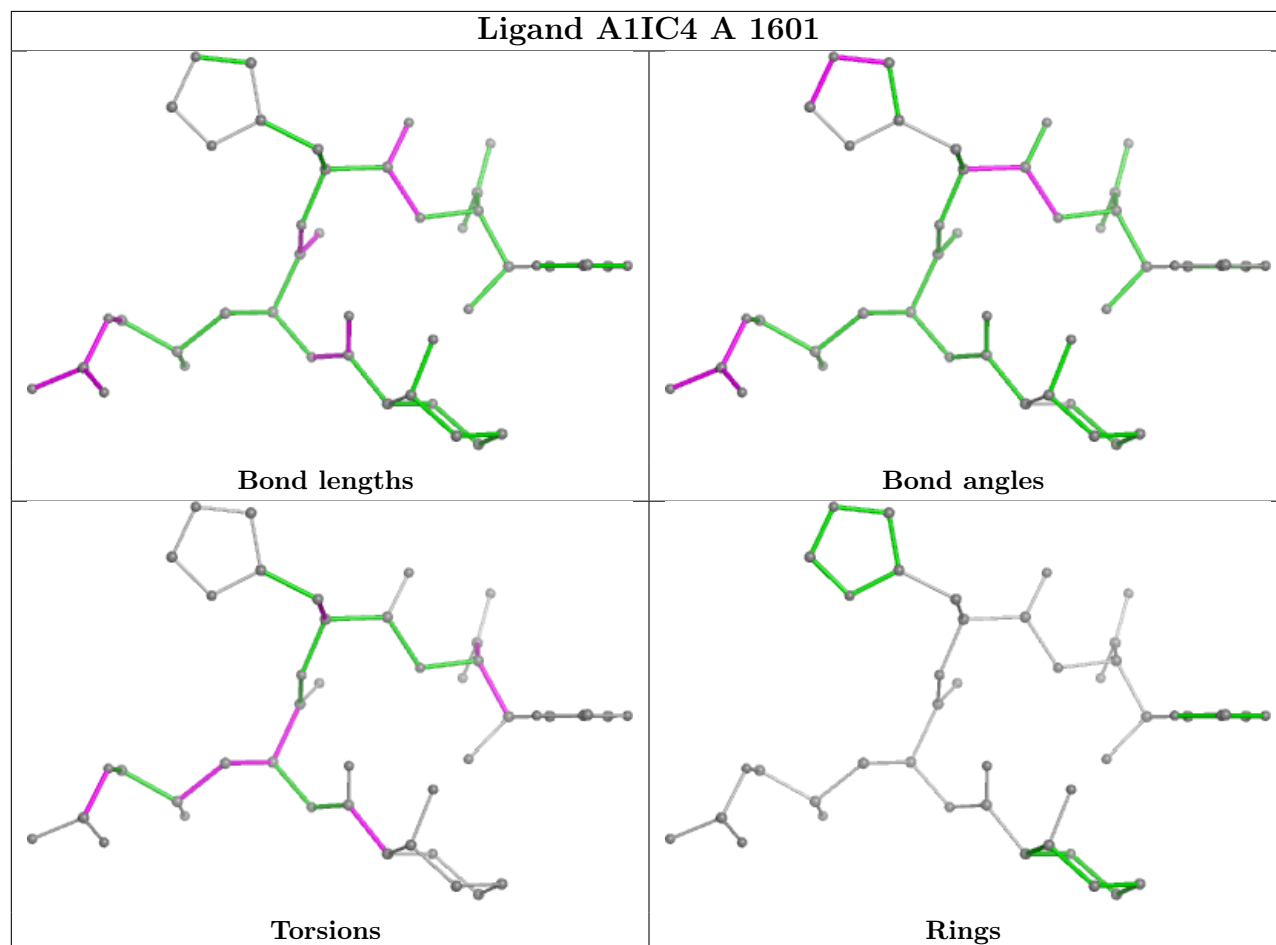
There are no ring outliers.

1 monomer is involved in 2 short contacts:

Mol	Chain	Res	Type	Clashes	Symm-Clashes
29	A	1601	A1IC4	2	0

The following is a two-dimensional graphical depiction of Mogul quality analysis of bond lengths, bond angles, torsion angles, and ring geometry for all instances of the Ligand of Interest. In addition, ligands with molecular weight > 250 and outliers as shown on the validation Tables will also be included. For torsion angles, if less than 5% of the Mogul distribution of torsion angles is within 10 degrees of the torsion angle in question, then that torsion angle is considered an outlier. Any bond that is central to one or more torsion angles identified as an outlier by Mogul will be highlighted in the graph. For rings, the root-mean-square deviation (RMSD) between the ring in question and similar rings identified by Mogul is calculated over all ring torsion angles. If the average RMSD is greater than 60 degrees and the minimal RMSD between the ring in question and

any Mogul-identified rings is also greater than 60 degrees, then that ring is considered an outlier. The outliers are highlighted in purple. The color gray indicates Mogul did not find sufficient equivalents in the CSD to analyse the geometry.



5.7 Other polymers ⓘ

There are no such residues in this entry.

5.8 Polymer linkage issues ⓘ

There are no chain breaks in this entry.

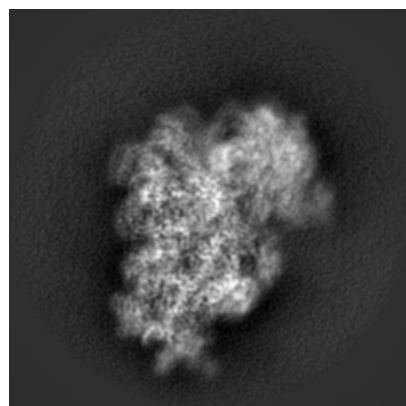
6 Map visualisation [i](#)

This section contains visualisations of the EMDB entry EMD-51964. These allow visual inspection of the internal detail of the map and identification of artifacts.

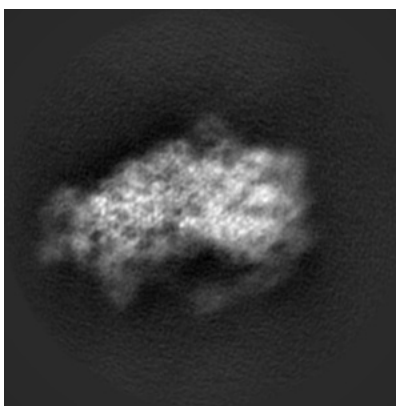
Images derived from a raw map, generated by summing the deposited half-maps, are presented below the corresponding image components of the primary map to allow further visual inspection and comparison with those of the primary map.

6.1 Orthogonal projections [i](#)

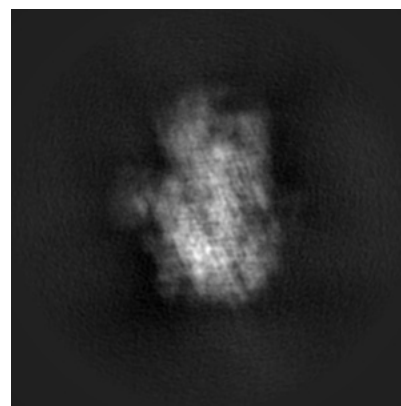
6.1.1 Primary map



X

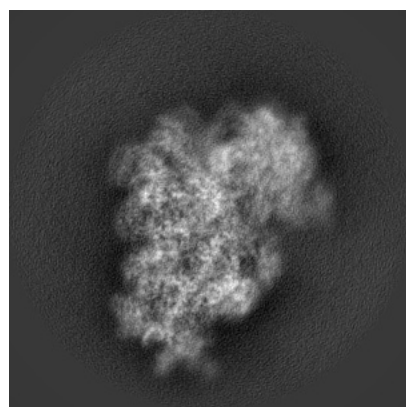


Y

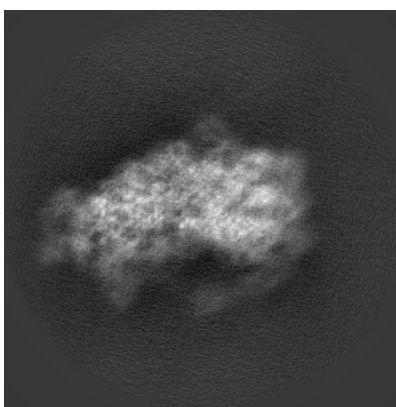


Z

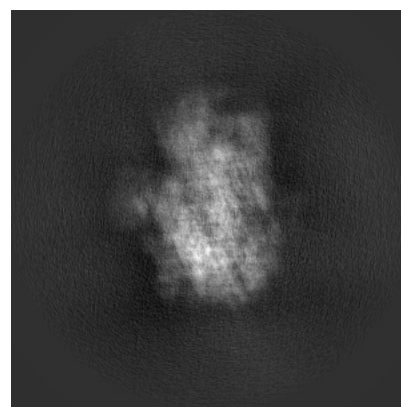
6.1.2 Raw map



X



Y

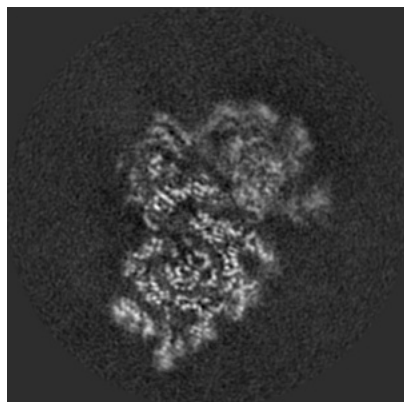


Z

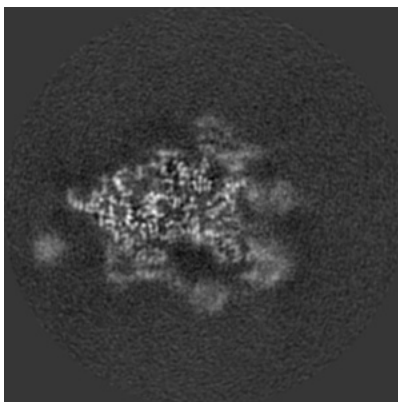
The images above show the map projected in three orthogonal directions.

6.2 Central slices [i](#)

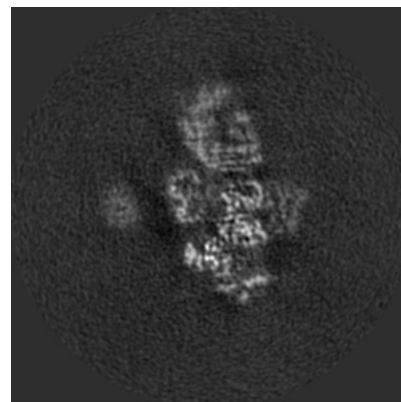
6.2.1 Primary map



X Index: 150

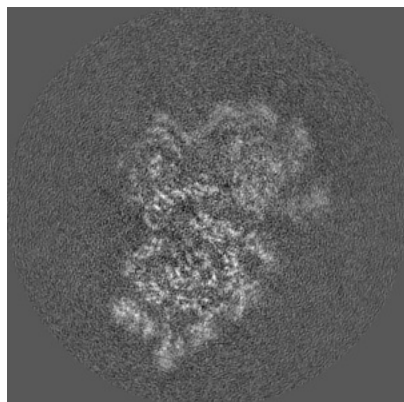


Y Index: 150

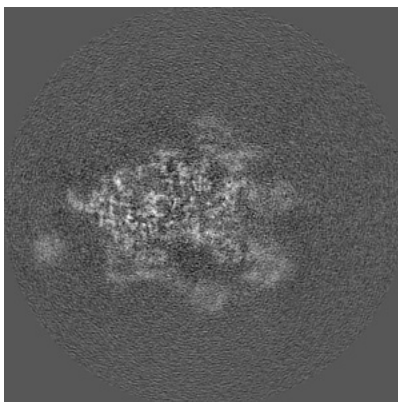


Z Index: 150

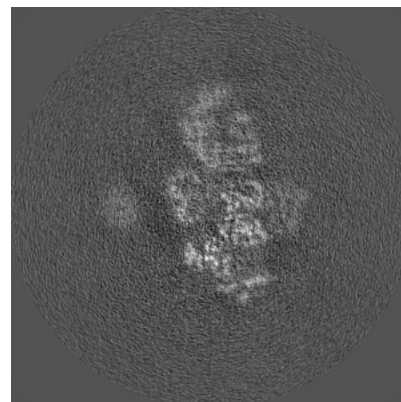
6.2.2 Raw map



X Index: 150



Y Index: 150

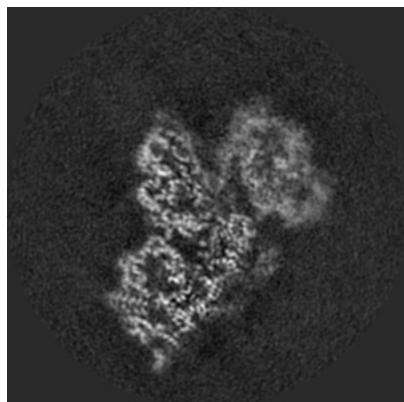


Z Index: 150

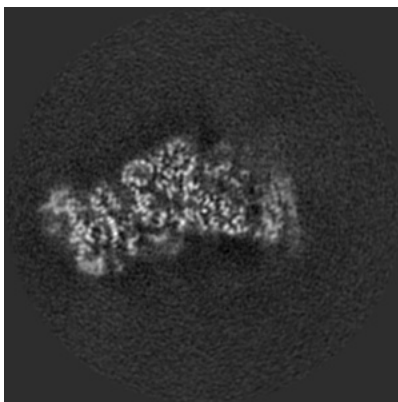
The images above show central slices of the map in three orthogonal directions.

6.3 Largest variance slices [i](#)


6.3.1 Primary map



X Index: 141

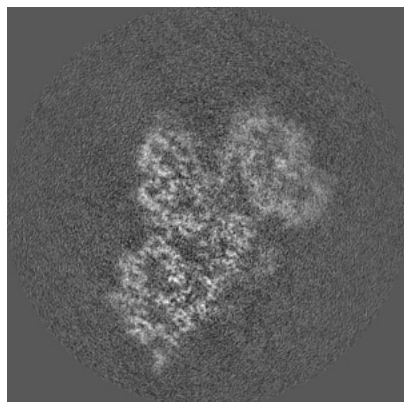


Y Index: 120

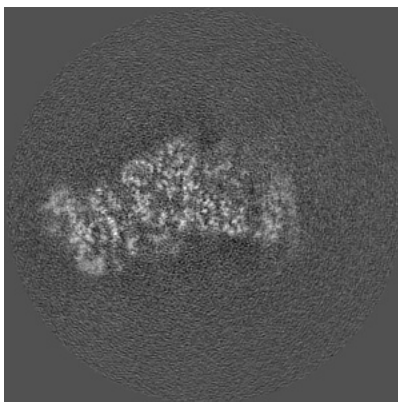


Z Index: 161

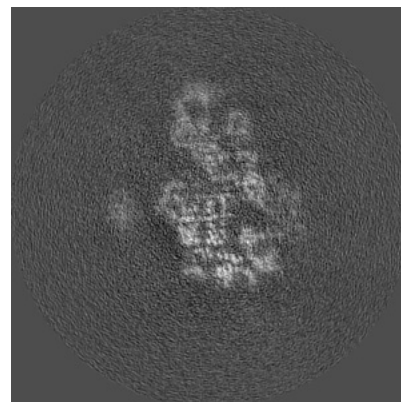
6.3.2 Raw map



X Index: 141



Y Index: 120




Z Index: 161

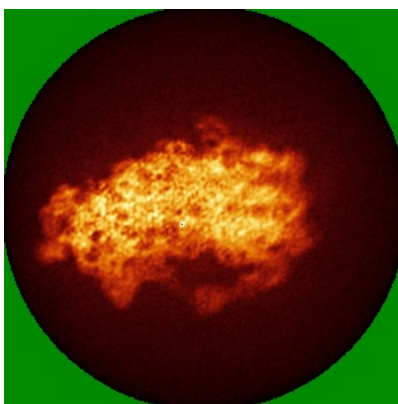
The images above show the largest variance slices of the map in three orthogonal directions.

6.4 Orthogonal standard-deviation projections (False-color) [i](#)

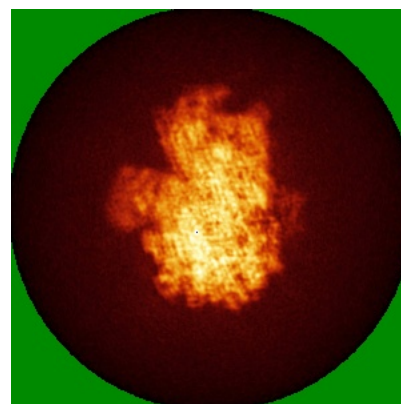
6.4.1 Primary map



X




Y




Z

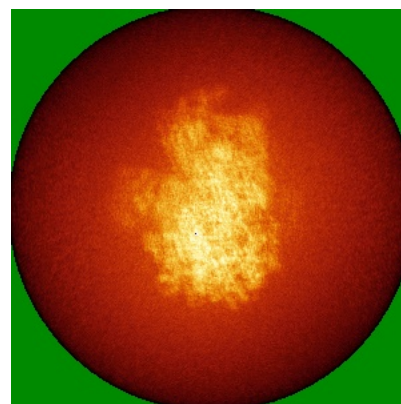
6.4.2 Raw map



X



Y



Z

The images above show the map standard deviation projections with false color in three orthogonal directions. Minimum values are shown in green, max in blue, and dark to light orange shades represent small to large values respectively.

6.5 Orthogonal surface views [i](#)

6.5.1 Primary map



X



Y



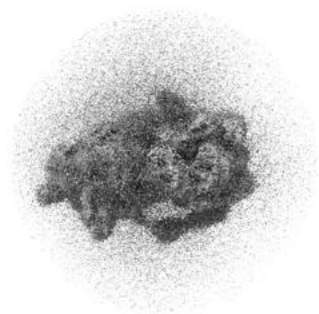
Z

The images above show the 3D surface view of the map at the recommended contour level 0.005. These images, in conjunction with the slice images, may facilitate assessment of whether an appropriate contour level has been provided.

6.5.2 Raw map



X



Y



Z

These images show the 3D surface of the raw map. The raw map's contour level was selected so that its surface encloses the same volume as the primary map does at its recommended contour level.

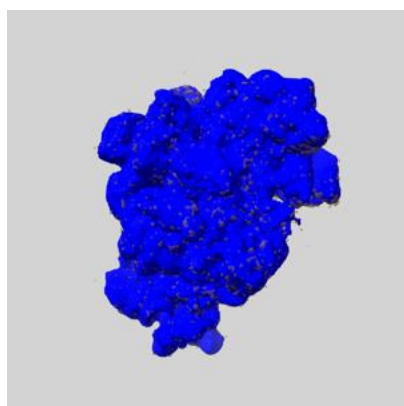
6.6 Mask visualisation [i](#)

This section shows the 3D surface view of the primary map at 50% transparency overlaid with the specified mask at 0% transparency


A mask typically either:

- Encompasses the whole structure
- Separates out a domain, a functional unit, a monomer or an area of interest from a larger structure

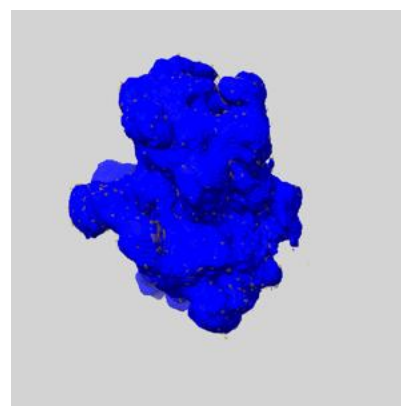
6.6.1 emd_51964_msk_1.map [i](#)



X



Y

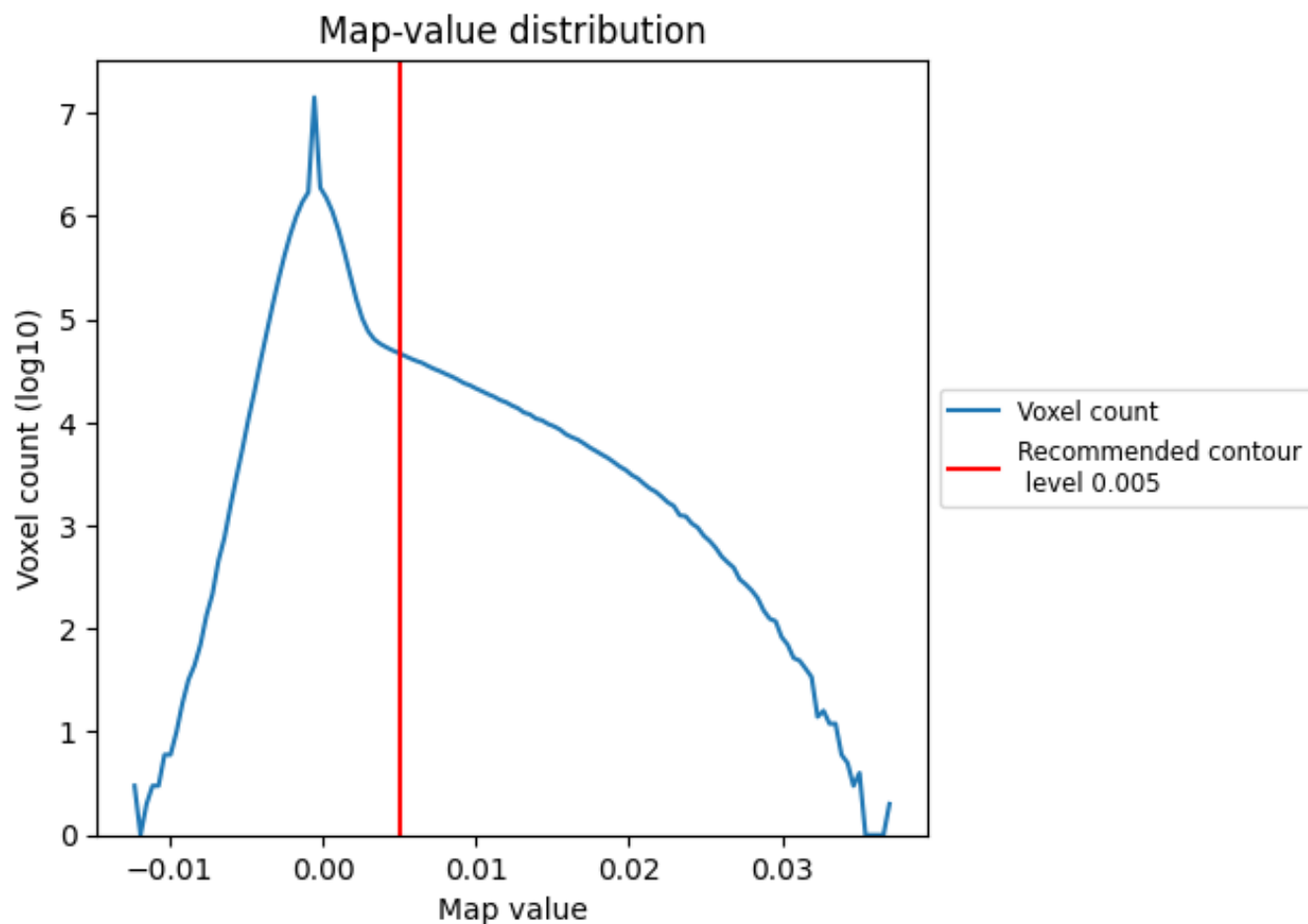


Z

7 Map analysis [i](#)

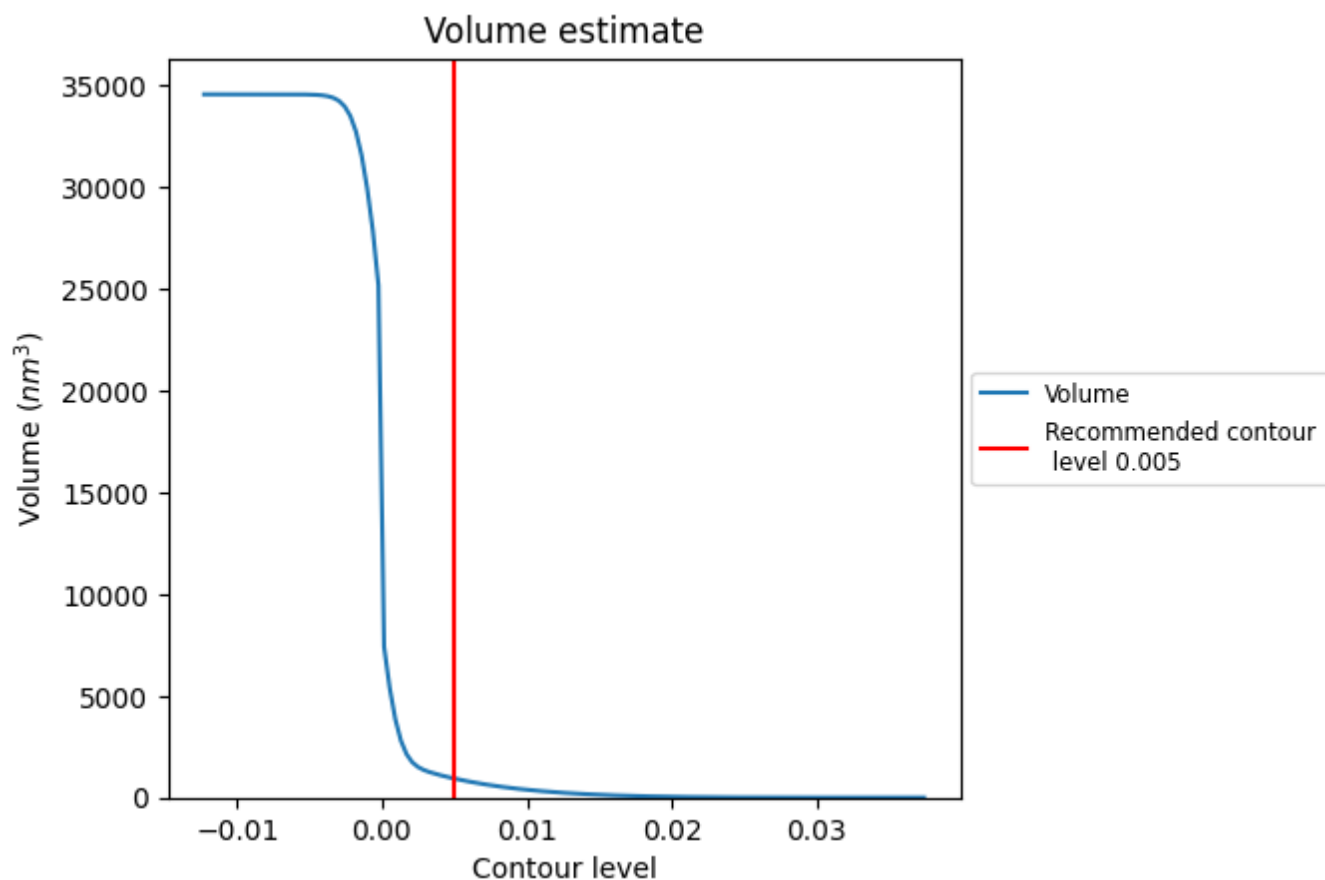
This section contains the results of statistical analysis of the map.

7.1 Map-value distribution [i](#)



The map-value distribution is plotted in 128 intervals along the x-axis. The y-axis is logarithmic. A spike in this graph at zero usually indicates that the volume has been masked.

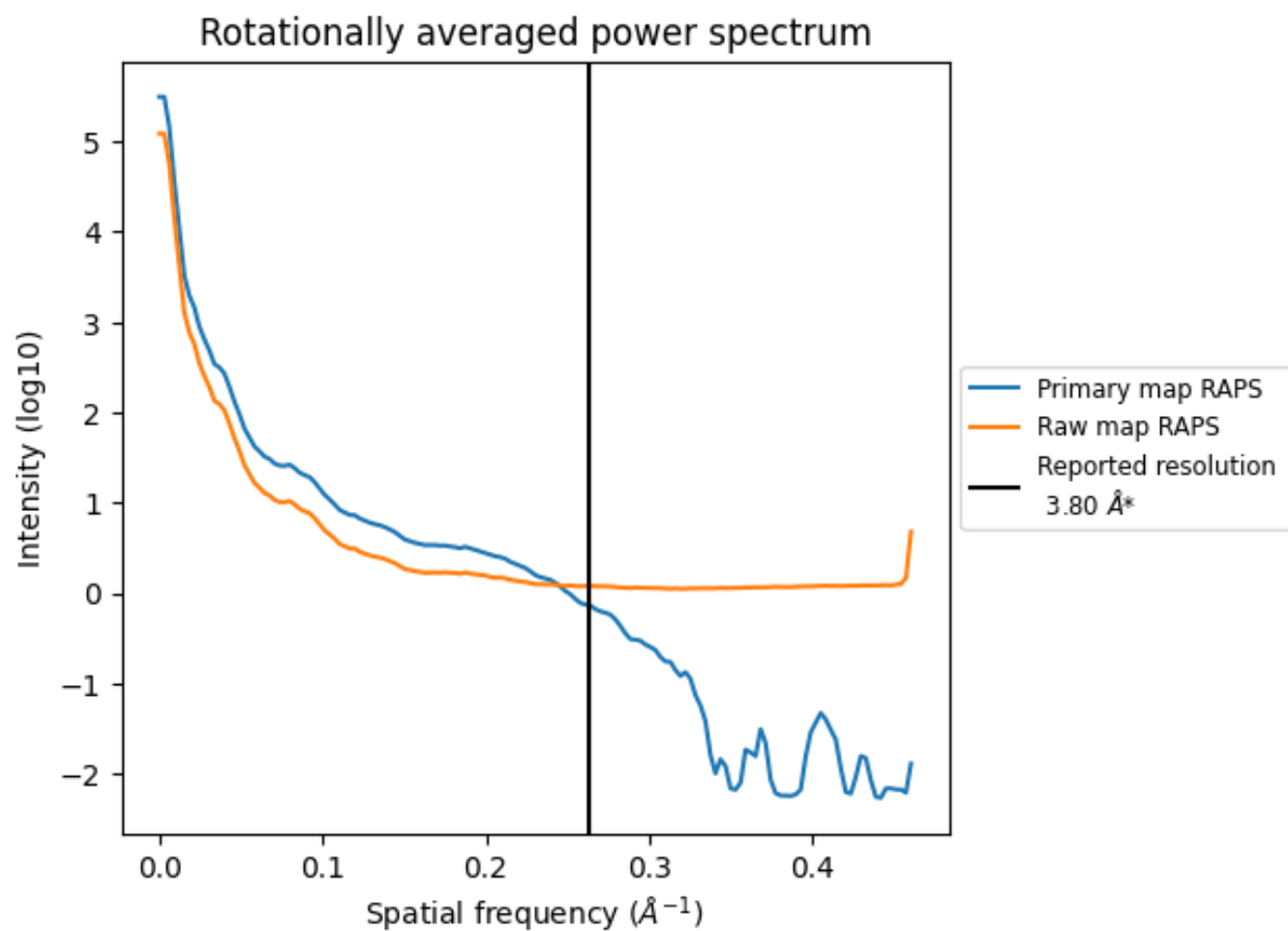
7.2 Volume estimate [i](#)



The volume at the recommended contour level is 934 nm^3 ; this corresponds to an approximate mass of 844 kDa.

The volume estimate graph shows how the enclosed volume varies with the contour level. The recommended contour level is shown as a vertical line and the intersection between the line and the curve gives the volume of the enclosed surface at the given level.

7.3 Rotationally averaged power spectrum [i](#)

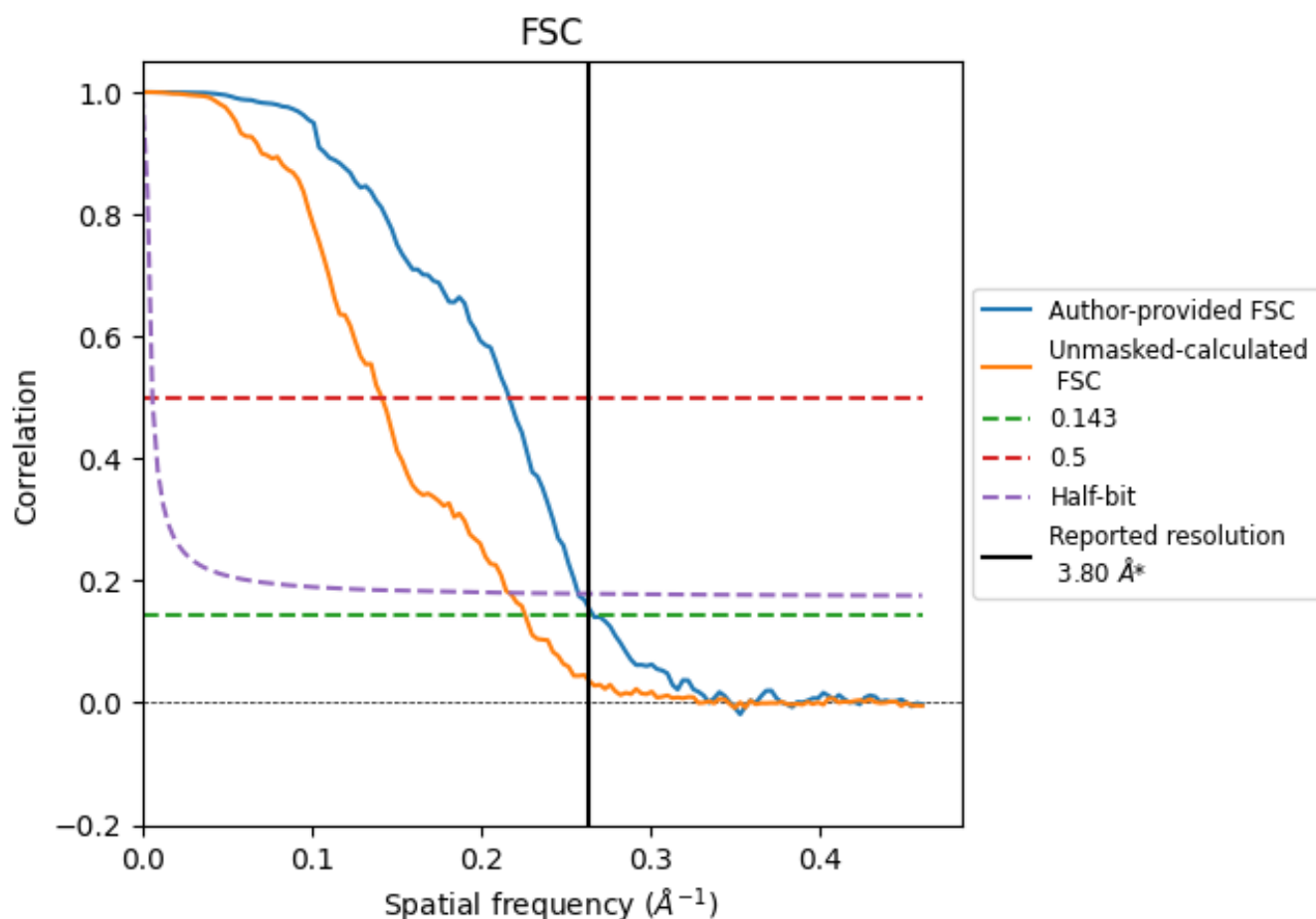


*Reported resolution corresponds to spatial frequency of 0.263 \AA^{-1}

8 Fourier-Shell correlation [i](#)

Fourier-Shell Correlation (FSC) is the most commonly used method to estimate the resolution of single-particle and subtomogram-averaged maps. The shape of the curve depends on the imposed symmetry, mask and whether or not the two 3D reconstructions used were processed from a common reference. The reported resolution is shown as a black line. A curve is displayed for the half-bit criterion in addition to lines showing the 0.143 gold standard cut-off and 0.5 cut-off.

8.1 FSC [i](#)



*Reported resolution corresponds to spatial frequency of 0.263 \AA^{-1}

8.2 Resolution estimates [i](#)

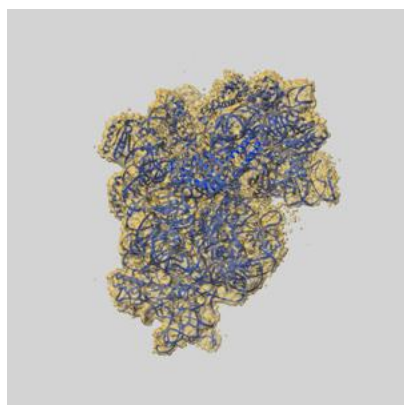
Resolution estimate (Å)	Estimation criterion (FSC cut-off)		
	0.143	0.5	Half-bit
Reported by author	3.80	-	-
Author-provided FSC curve	3.75	4.62	3.89
Unmasked-calculated*	4.42	7.07	4.62

*Resolution estimate based on FSC curve calculated by comparison of deposited half-maps. The value from deposited half-maps intersecting FSC 0.143 CUT-OFF 4.42 differs from the reported value 3.8 by more than 10 %

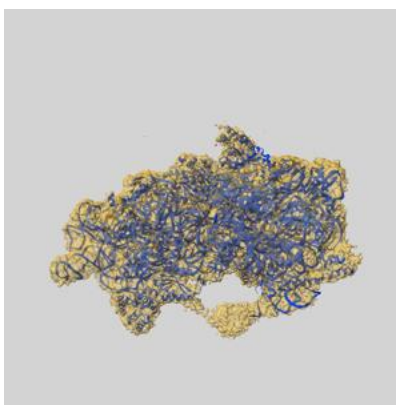
9 Map-model fit [i](#)

This section contains information regarding the fit between EMDB map EMD-51964 and PDB model 9H9H. Per-residue inclusion information can be found in section [3](#) on page [10](#).

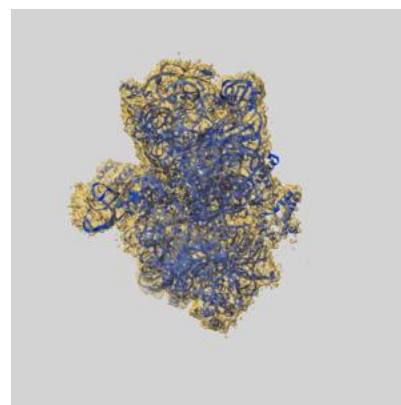
9.1 Map-model overlay [i](#)



X



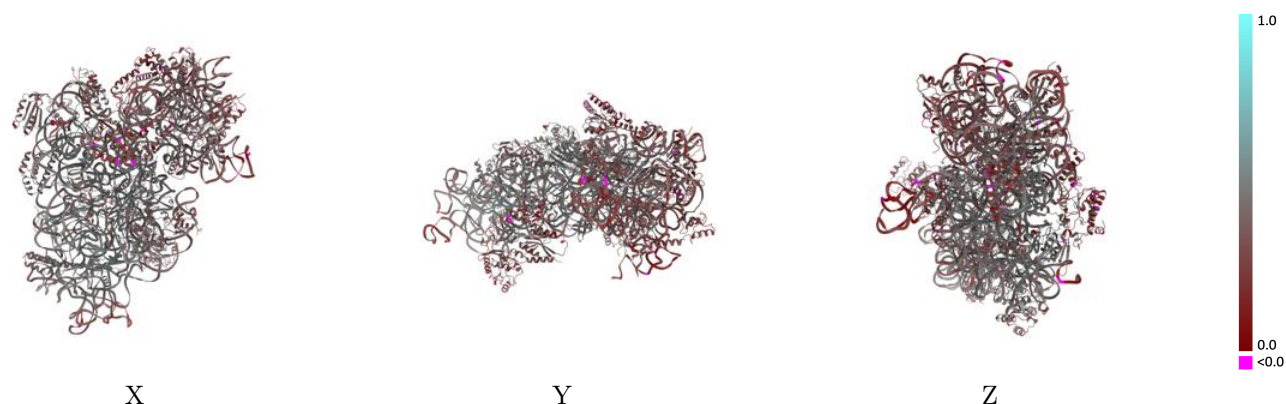
Y



Z

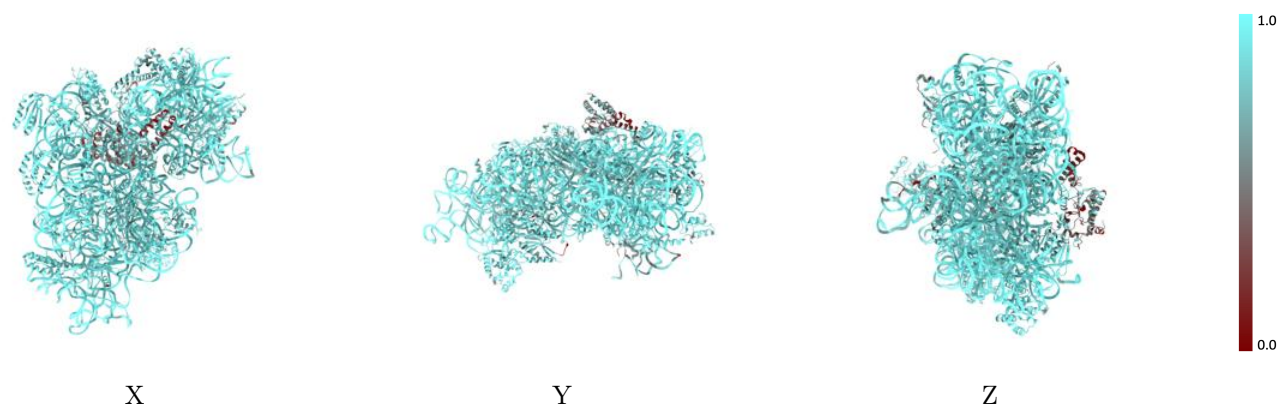
The images above show the 3D surface view of the map at the recommended contour level 0.005 at 50% transparency in yellow overlaid with a ribbon representation of the model coloured in blue. These images allow for the visual assessment of the quality of fit between the atomic model and the map.

9.2 Q-score mapped to coordinate model [i](#)



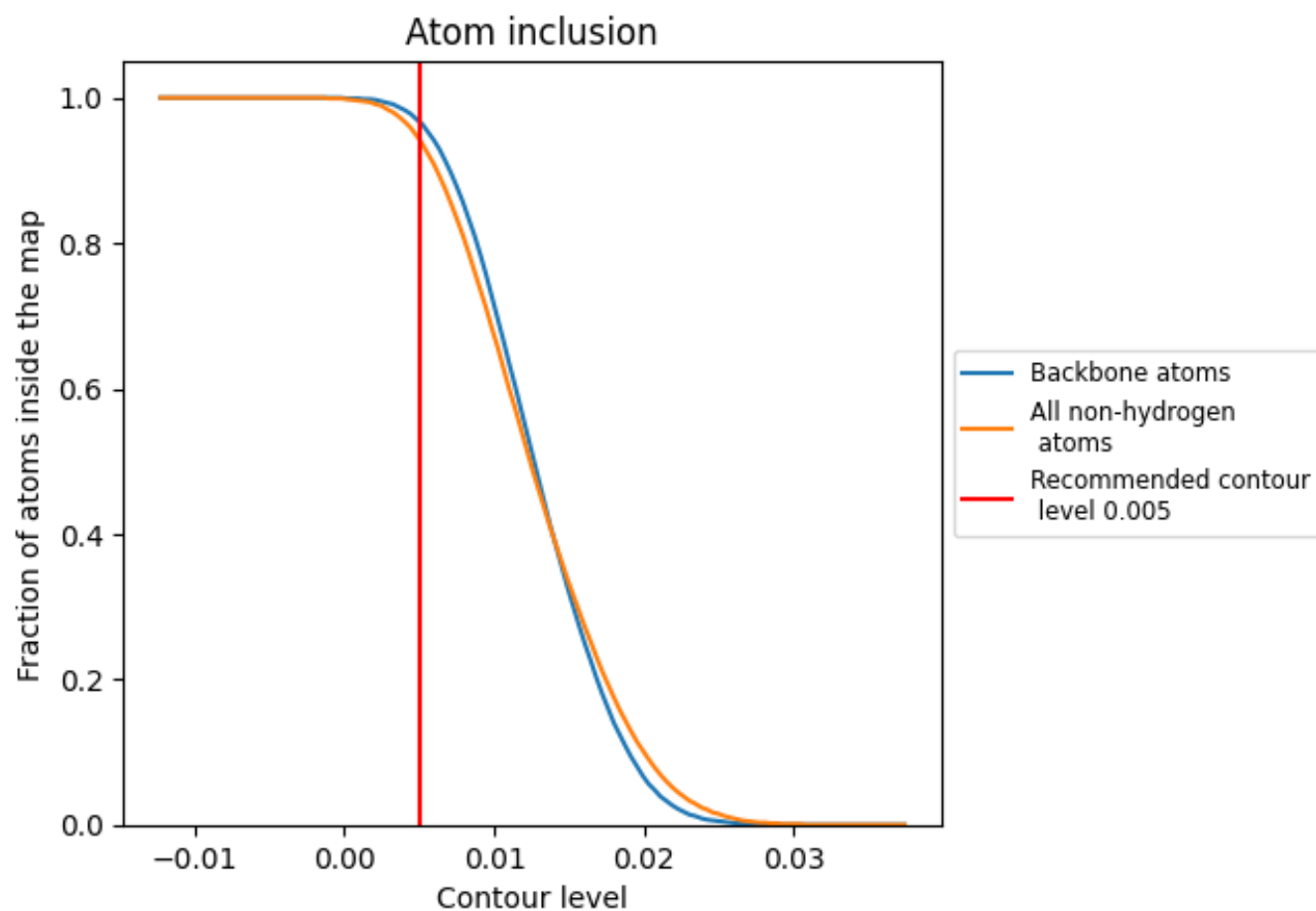
The images above show the model with each residue coloured according to its Q-score. This shows their resolvability in the map with higher Q-score values reflecting better resolvability. Please note: Q-score is calculating the resolvability of atoms, and thus high values are only expected at resolutions at which atoms can be resolved. Low Q-score values may therefore be expected for many entries.

9.3 Atom inclusion mapped to coordinate model [i](#)



The images above show the model with each residue coloured according to its atom inclusion. This shows to what extent they are inside the map at the recommended contour level (0.005).























































9.4 Atom inclusion ⓘ



At the recommended contour level, 97% of all backbone atoms, 94% of all non-hydrogen atoms, are inside the map.

9.5 Map-model fit summary ⓘ

The table lists the average atom inclusion at the recommended contour level (0.005) and Q-score for the entire model and for each chain.

Chain	Atom inclusion	Q-score
All	 0.9430	 0.3920
2	 0.8980	 0.3100
3	 0.8670	 0.2470
A	 0.9910	 0.4200
B	 0.4820	 0.2690
C	 0.8870	 0.3820
D	 0.9480	 0.4200
E	 0.9440	 0.4470
F	 0.9510	 0.3890
G	 0.8140	 0.2440
H	 0.9530	 0.4520
I	 0.9530	 0.3450
J	 0.8520	 0.3360
K	 0.9460	 0.3840
L	 0.9360	 0.4690
M	 0.8870	 0.2790
N	 0.9520	 0.3660
O	 0.9590	 0.4220
P	 0.9550	 0.4650
Q	 0.9780	 0.4510
R	 0.9460	 0.4080
S	 0.8620	 0.3240
T	 0.9590	 0.4130
U	 0.8420	 0.3650
X	 0.9580	 0.4350
Y	 0.8720	 0.3030
Z	 0.8520	 0.3490

