



Full wwPDB X-ray Structure Validation Report ⓘ

Mar 11, 2025 – 09:08 pm GMT

PDB ID : 6GSL
Title : Structure of T. thermophilus 70S ribosome complex with mRNA, tRNA^{fMet} and cognate tRNA^{Arg} in the A-site
Authors : Rozov, A.; Yusupov, M.; Yusupova, G.
Deposited on : 2018-06-14
Resolution : 3.16 Å (reported)

This is a Full wwPDB X-ray Structure Validation Report for a publicly released PDB entry.

We welcome your comments at validation@mail.wwpdb.org

A user guide is available at

<https://www.wwpdb.org/validation/2017/XrayValidationReportHelp>

with specific help available everywhere you see the ⓘ symbol.

The types of validation reports are described at

<http://www.wwpdb.org/validation/2017/FAQs#types>.

The following versions of software and data (see [references ⓘ](#)) were used in the production of this report:

MolProbity	:	4.02b-467
Mogul	:	1.8.4, CSD as541be (2020)
Xtriage (Phenix)	:	1.13
EDS	:	3.0
Percentile statistics	:	20231227.v01 (using entries in the PDB archive December 27th 2023)
CCP4	:	9.0.003 (Gargrove)
Density-Fitness	:	1.0.11
Ideal geometry (proteins)	:	Engh & Huber (2001)
Ideal geometry (DNA, RNA)	:	Parkinson et al. (1996)
Validation Pipeline (wwPDB-VP)	:	2.41

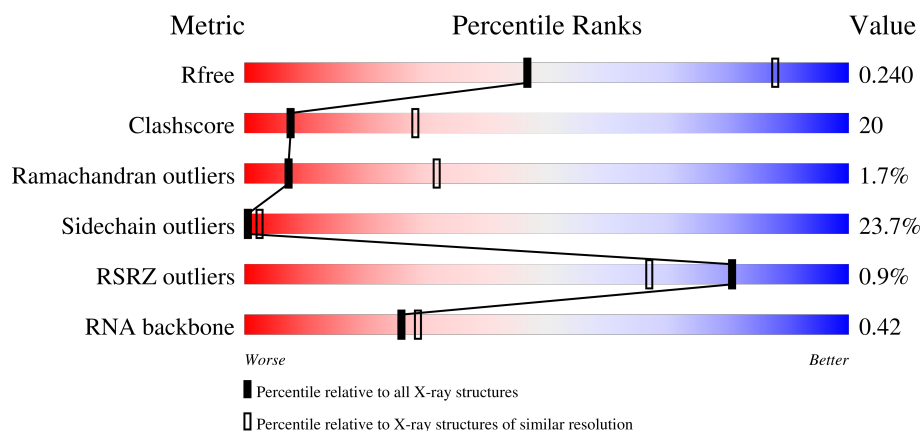
1 Overall quality at a glance

The following experimental techniques were used to determine the structure:

X-RAY DIFFRACTION

The reported resolution of this entry is 3.16 Å.

Percentile scores (ranging between 0-100) for global validation metrics of the entry are shown in the following graphic. The table shows the number of entries on which the scores are based.












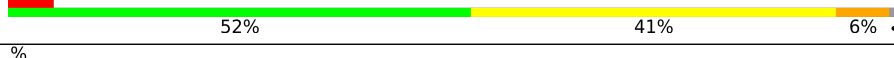




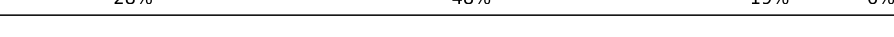


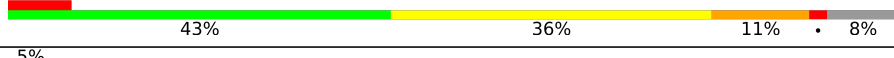







Metric	Whole archive (#Entries)	Similar resolution (#Entries, resolution range(Å))
R_{free}	164625	2168 (3.20-3.12)
Clashscore	180529	2333 (3.20-3.12)
Ramachandran outliers	177936	2266 (3.20-3.12)
Sidechain outliers	177891	2265 (3.20-3.12)
RSRZ outliers	164620	2169 (3.20-3.12)
RNA backbone	3690	1016 (3.42-2.90)

The table below summarises the geometric issues observed across the polymeric chains and their fit to the electron density. The red, orange, yellow and green segments of the lower bar indicate the fraction of residues that contain outliers for ≥ 3 , 2, 1 and 0 types of geometric quality criteria respectively. A grey segment represents the fraction of residues that are not modelled. The numeric value for each fraction is indicated below the corresponding segment, with a dot representing fractions $\leq 5\%$. The upper red bar (where present) indicates the fraction of residues that have poor fit to the electron density. The numeric value is given above the bar.

Mol	Chain	Length	Quality of chain
1	13	1522	 28% 45% 22% . .
1	1G	1522	 33% 45% 19% . .
2	12	256	 30% 46% 14% . 7%
2	1E	256	 28% 48% 13% . 10%







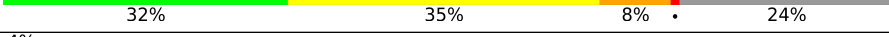








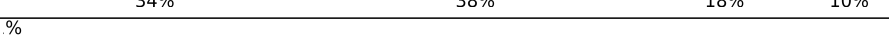









Continued on next page...

Continued from previous page...

Mol	Chain	Length	Quality of chain
3	22	239	
3	2E	239	
4	32	209	
4	3E	209	
5	42	162	
5	4E	162	
6	52	101	
6	5E	101	
7	62	156	
7	6E	156	
8	72	138	
8	7E	138	
9	82	128	
9	8E	128	
10	1A	105	
10	1I	105	
11	2A	129	
11	2I	129	
12	3A	132	
12	3I	132	
13	4A	126	
13	4I	126	
14	5A	61	
14	5I	61	
15	6A	89	



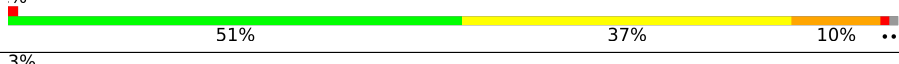







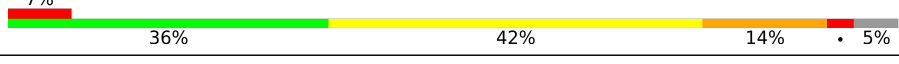




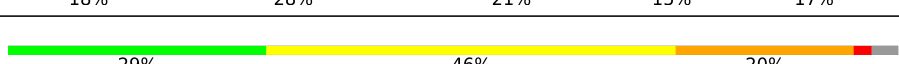









Continued on next page...

Continued from previous page...

Mol	Chain	Length	Quality of chain
15	6I	89	
16	7A	88	
16	7I	88	
17	8A	105	
17	8I	105	
18	9A	88	
18	9I	88	
19	AA	93	
19	AI	93	
20	BA	106	
20	BI	106	
21	1B	27	
21	1F	27	
22	1K	77	
22	1L	77	
23	2K	77	
23	2L	77	
24	3K	77	
24	3L	77	
25	4K	27	
25	4L	27	
26	14	2917	
26	1H	2917	
27	16	122	
27	1J	122	

Continued on next page...

Continued from previous page...

Mol	Chain	Length	Quality of chain
28	71	229	
28	79	229	
29	11	276	
29	19	276	
30	21	206	
30	29	206	
31	31	210	
31	39	210	
32	41	182	
32	49	182	
33	51	180	
33	59	180	
34	18	125	
34	28	125	
35	61	148	
35	69	148	
36	38	173	
37	48	147	
38	15	140	
38	58	140	
39	25	122	
39	68	122	
40	35	150	
40	78	150	
41	45	141	




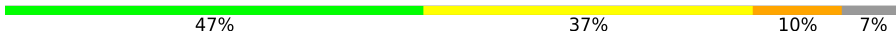
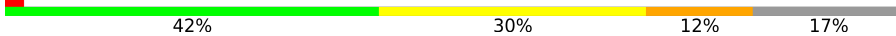
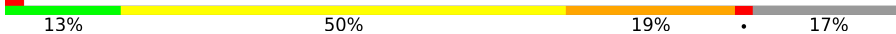


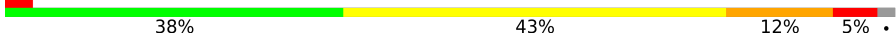

Continued on next page...

Continued from previous page...

Mol	Chain	Length	Quality of chain
41	88	141	
42	55	118	
42	98	118	
43	65	112	
43	A8	112	
44	75	146	
44	B8	146	
45	85	118	
45	C8	118	
46	95	101	
46	D8	101	
47	A5	113	
47	E8	113	
48	B5	96	
48	F8	96	
49	C5	110	
49	G8	110	
50	D5	206	
50	H8	206	
51	E5	85	
51	I8	85	
52	F5	98	
52	J8	98	
53	G5	72	
53	K8	72	

Continued on next page...

Continued from previous page...

Mol	Chain	Length	Quality of chain
54	H5	60	
54	L8	60	
55	M8	71	
56	J5	60	
56	N8	60	
57	O8	54	
58	L5	49	
58	P8	49	
59	M5	65	
59	Q8	65	

The following table lists non-polymeric compounds, carbohydrate monomers and non-standard residues in protein, DNA, RNA chains that are outliers for geometric or electron-density-fit criteria:

Mol	Type	Chain	Res	Chirality	Geometry	Clashes	Electron density
60	MG	13	1644	-	-	-	X
60	MG	13	1668	-	-	-	X
60	MG	1H	3219	-	-	-	X
60	MG	1H	3269	-	-	-	X
61	SF4	32	303	-	-	X	-
61	SF4	3E	303	-	-	X	-

2 Entry composition

There are 63 unique types of molecules in this entry. The entry contains 306138 atoms, of which 0 are hydrogens and 0 are deuteriums.

In the tables below, the ZeroOcc column contains the number of atoms modelled with zero occupancy, the AltConf column contains the number of residues with at least one atom in alternate conformation and the Trace column contains the number of residues modelled with at most 2 atoms.

- Molecule 1 is a RNA chain called 16S ribosomal RNA.

Mol	Chain	Residues	Atoms					ZeroOcc	AltConf	Trace
1	13	1512	Total	C	N	O	P	0	0	0
			32497	14464	6017	10504	1512			
1	1G	1509	Total	C	N	O	P	0	0	0
			32437	14437	6010	10481	1509			

- Molecule 2 is a protein called 30S ribosomal protein S2.

Mol	Chain	Residues	Atoms					ZeroOcc	AltConf	Trace
2	1E	231	Total	C	N	O	S	0	0	0
			1874	1199	334	336	5			
2	12	237	Total	C	N	O	S	0	0	0
			1924	1228	344	347	5			

- Molecule 3 is a protein called 30S ribosomal protein S3.

Mol	Chain	Residues	Atoms					ZeroOcc	AltConf	Trace
3	2E	205	Total	C	N	O	S	0	0	0
			1605	1011	313	280	1			
3	22	195	Total	C	N	O	S	0	0	0
			1533	969	297	266	1			

- Molecule 4 is a protein called 30S ribosomal protein S4.

Mol	Chain	Residues	Atoms					ZeroOcc	AltConf	Trace
4	3E	207	Total	C	N	O	S	0	0	0
			1690	1058	336	289	7			
4	32	208	Total	C	N	O	S	0	0	0
			1702	1066	339	290	7			

- Molecule 5 is a protein called 30S ribosomal protein S5.

Mol	Chain	Residues	Atoms					ZeroOcc	AltConf	Trace
5	4E	149	Total	C	N	O	S	0	0	0
			1142	722	216	200	4			
5	42	151	Total	C	N	O	S	0	0	0
			1155	729	218	204	4			

- Molecule 6 is a protein called 30S ribosomal protein S6.

Mol	Chain	Residues	Atoms					ZeroOcc	AltConf	Trace
6	5E	101	Total	C	N	O	S	0	0	0
			842	531	155	153	3			
6	52	101	Total	C	N	O	S	0	0	0
			842	531	155	153	3			

- Molecule 7 is a protein called 30S ribosomal protein S7.

Mol	Chain	Residues	Atoms					ZeroOcc	AltConf	Trace
7	6E	154	Total	C	N	O	S	0	0	0
			1242	770	250	216	6			
7	62	138	Total	C	N	O	S	0	0	0
			1110	689	221	194	6			

- Molecule 8 is a protein called 30S ribosomal protein S8.

Mol	Chain	Residues	Atoms					ZeroOcc	AltConf	Trace
8	7E	138	Total	C	N	O	S	0	0	0
			1115	705	215	192	3			
8	72	138	Total	C	N	O	S	0	0	0
			1115	705	215	192	3			

- Molecule 9 is a protein called 30S ribosomal protein S9.

Mol	Chain	Residues	Atoms					ZeroOcc	AltConf	Trace
9	8E	126	Total	C	N	O		0	0	0
			1000	634	196	170				
9	82	124	Total	C	N	O		0	0	0
			983	624	190	169				

- Molecule 10 is a protein called 30S ribosomal protein S10.

Mol	Chain	Residues	Atoms					ZeroOcc	AltConf	Trace
10	1I	99	Total	C	N	O	S	0	0	0
			801	504	157	139	1			

Continued on next page...

Continued from previous page...

Mol	Chain	Residues	Atoms					ZeroOcc	AltConf	Trace
10	1A	99	Total	C	N	O	S	0	0	0
			801	504	157	139	1			

- Molecule 11 is a protein called 30S ribosomal protein S11.

Mol	Chain	Residues	Atoms					ZeroOcc	AltConf	Trace
11	2I	111	Total	C	N	O	S	0	0	0
			823	512	154	154	3			
11	2A	113	Total	C	N	O	S	0	0	0
			835	520	156	156	3			

- Molecule 12 is a protein called 30S ribosomal protein S12.

Mol	Chain	Residues	Atoms					ZeroOcc	AltConf	Trace
12	3I	122	Total	C	N	O	S	0	0	0
			956	603	193	159	1			
12	3A	121	Total	C	N	O	S	0	0	0
			947	597	191	158	1			

- Molecule 13 is a protein called 30S ribosomal protein S13.

Mol	Chain	Residues	Atoms					ZeroOcc	AltConf	Trace
13	4I	119	Total	C	N	O	S	0	0	0
			936	579	191	164	2			
13	4A	111	Total	C	N	O	S	0	0	0
			887	549	180	156	2			

- Molecule 14 is a protein called 30S ribosomal protein S14 type Z.

Mol	Chain	Residues	Atoms					ZeroOcc	AltConf	Trace
14	5I	61	Total	C	N	O	S	0	0	0
			499	317	105	72	5			
14	5A	57	Total	C	N	O	S	0	0	0
			466	297	97	68	4			

- Molecule 15 is a protein called 30S ribosomal protein S15.

Mol	Chain	Residues	Atoms					ZeroOcc	AltConf	Trace
15	6I	87	Total	C	N	O	S	0	0	0
			729	457	146	124	2			
15	6A	87	Total	C	N	O	S	0	0	0
			729	457	146	124	2			

- Molecule 16 is a protein called 30S ribosomal protein S16.

Mol	Chain	Residues	Atoms					ZeroOcc	AltConf	Trace
16	7I	83	Total	C	N	O	S	0	0	0
			700	443	139	117	1			
16	7A	84	Total	C	N	O	S	0	0	0
			705	446	140	118	1			

- Molecule 17 is a protein called 30S ribosomal protein S17.

Mol	Chain	Residues	Atoms					ZeroOcc	AltConf	Trace
17	8I	100	Total	C	N	O	S	0	0	0
			834	534	155	143	2			
17	8A	99	Total	C	N	O	S	0	0	0
			823	528	151	142	2			

- Molecule 18 is a protein called 30S ribosomal protein S18.

Mol	Chain	Residues	Atoms				ZeroOcc	AltConf	Trace
18	9I	67	Total	C	N	O	0	0	0
			544	349	104	91			
18	9A	67	Total	C	N	O	0	0	0
			544	349	104	91			

- Molecule 19 is a protein called 30S ribosomal protein S19.

Mol	Chain	Residues	Atoms					ZeroOcc	AltConf	Trace
19	AI	80	Total	C	N	O	S	0	0	0
			643	411	118	112	2			
19	AA	62	Total	C	N	O	S	0	0	0
			481	306	85	88	2			

- Molecule 20 is a protein called 30S ribosomal protein S20.

Mol	Chain	Residues	Atoms					ZeroOcc	AltConf	Trace
20	BI	98	Total	C	N	O	S	0	0	0
			751	464	158	127	2			
20	BA	98	Total	C	N	O	S	0	0	0
			757	467	161	127	2			

- Molecule 21 is a protein called 30S ribosomal protein Thx.

Mol	Chain	Residues	Atoms				ZeroOcc	AltConf	Trace
21	1F	24	Total	C	N	O	0	0	0
			208	128	50	30			
21	1B	24	Total	C	N	O	0	0	0
			208	128	50	30			

- Molecule 22 is a RNA chain called tRNAArg.

Mol	Chain	Residues	Atoms						ZeroOcc	AltConf	Trace
22	1K	72	Total	C	N	O	P	S	0	0	0
			1544	690	282	498	72	2			
22	1L	74	Total	C	N	O	P	S	0	0	0
			1584	708	287	513	74	2			

- Molecule 23 is a RNA chain called tRNAfMet.

Mol	Chain	Residues	Atoms						ZeroOcc	AltConf	Trace
23	2K	77	Total	C	N	O	P	S	0	0	0
			1646	735	298	535	77	1			
23	2L	77	Total	C	N	O	P	S	0	0	0
			1646	735	298	535	77	1			

- Molecule 24 is a RNA chain called tRNAArg.

Mol	Chain	Residues	Atoms					ZeroOcc	AltConf	Trace
24	3K	73	Total	C	N	O	P	0	0	0
			1561	696	285	507	73			
24	3L	74	Total	C	N	O	P	0	0	0
			1581	705	287	515	74			

There are 2 discrepancies between the modelled and reference sequences:

Chain	Residue	Modelled	Actual	Comment	Reference
3K	6	U	C	conflict	GB 1387059712
3L	6	U	C	conflict	GB 1387059712

- Molecule 25 is a RNA chain called mRNA.

Mol	Chain	Residues	Atoms					ZeroOcc	AltConf	Trace
25	4K	21	Total	C	N	O	P	0	0	0
			462	207	97	137	21			
25	4L	17	Total	C	N	O	P	0	0	0
			374	167	77	113	17			

- Molecule 26 is a RNA chain called 23S ribosomal RNA.

Mol	Chain	Residues	Atoms					ZeroOcc	AltConf	Trace
26	1H	2895	Total	C	N	O	P	0	0	0
			62351	27751	11658	20047	2895			
26	14	2895	Total	C	N	O	P	0	0	0
			62347	27751	11660	20042	2894			

There are 14 discrepancies between the modelled and reference sequences:

Chain	Residue	Modelled	Actual	Comment	Reference
1H	161	U	UNK	conflict	GB 55771382
1H	654A	A	G	conflict	GB 55771382
1H	654E	C	G	conflict	GB 55771382
1H	654P	G	C	conflict	GB 55771382
1H	654T	A	C	conflict	GB 55771382
1H	1058	U	G	conflict	GB 55771382
1H	1080	A	C	conflict	GB 55771382
14	158	U	UNK	conflict	GB 55771382
14	654A	A	G	conflict	GB 55771382
14	654E	C	G	conflict	GB 55771382
14	654P	G	C	conflict	GB 55771382
14	654T	A	C	conflict	GB 55771382
14	1058	U	G	conflict	GB 55771382
14	1080	A	C	conflict	GB 55771382

- Molecule 27 is a RNA chain called 5S ribosomal RNA.

Mol	Chain	Residues	Atoms					ZeroOcc	AltConf	Trace
27	16	122	Total	C	N	O	P	0	0	0
			2617	1166	486	844	121			
27	1J	122	Total	C	N	O	P	0	0	0
			2617	1166	486	844	121			

- Molecule 28 is a protein called 50S ribosomal protein L1.

Mol	Chain	Residues	Atoms					ZeroOcc	AltConf	Trace
28	71	134	Total	C	N	O	S	0	0	0
			1043	659	196	187	1			
28	79	130	Total	C	N	O	S	0	0	0
			1010	637	188	184	1			

- Molecule 29 is a protein called 50S ribosomal protein L2.

Mol	Chain	Residues	Atoms					ZeroOcc	AltConf	Trace
29	11	273	Total	C	N	O	S	0	0	0
			2120	1338	421	358	3			
29	19	273	Total	C	N	O	S	0	0	0
			2120	1338	421	358	3			

- Molecule 30 is a protein called 50S ribosomal protein L3.

Mol	Chain	Residues	Atoms					ZeroOcc	AltConf	Trace
30	21	203	Total	C	N	O	S	0	0	0
			1558	985	298	269	6			
30	29	203	Total	C	N	O	S	0	0	0
			1558	985	298	269	6			

- Molecule 31 is a protein called 50S ribosomal protein L4.

Mol	Chain	Residues	Atoms					ZeroOcc	AltConf	Trace
31	31	202	Total	C	N	O	S	0	0	0
			1585	1011	297	275	2			
31	39	206	Total	C	N	O	S	0	0	0
			1610	1026	301	281	2			

- Molecule 32 is a protein called 50S ribosomal protein L5.

Mol	Chain	Residues	Atoms					ZeroOcc	AltConf	Trace
32	41	179	Total	C	N	O	S	0	0	0
			1457	931	265	257	4			
32	49	179	Total	C	N	O	S	0	0	0
			1457	931	265	257	4			

- Molecule 33 is a protein called 50S ribosomal protein L6.

Mol	Chain	Residues	Atoms					ZeroOcc	AltConf	Trace
33	51	171	Total	C	N	O	S	0	0	0
			1312	832	246	233	1			
33	59	171	Total	C	N	O	S	0	0	0
			1312	832	246	233	1			

- Molecule 34 is a protein called 50S ribosomal protein L7/L12.

Mol	Chain	Residues	Atoms					ZeroOcc	AltConf	Trace
34	18	30	Total	C	N	O	S	0	0	0
			237	150	38	48	1			

Continued on next page...

Continued from previous page...

Mol	Chain	Residues	Atoms					ZeroOcc	AltConf	Trace
34	28	30	Total	C	N	O	S	0	0	0
			237	150	38	48	1			

- Molecule 35 is a protein called 50S ribosomal protein L9.

Mol	Chain	Residues	Atoms					ZeroOcc	AltConf	Trace
35	61	145	Total	C	N	O	S	0	0	0
			1131	723	200	207	1			
35	69	145	Total	C	N	O	S	0	0	0
			1131	723	200	207	1			

- Molecule 36 is a protein called 50S ribosomal protein L10.

Mol	Chain	Residues	Atoms					ZeroOcc	AltConf	Trace
36	38	143	Total	C	N	O	S	0	0	0
			1089	694	191	202	2			

- Molecule 37 is a protein called 50S ribosomal protein L11.

Mol	Chain	Residues	Atoms					ZeroOcc	AltConf	Trace
37	48	142	Total	C	N	O	S	0	0	0
			1047	665	184	193	5			

- Molecule 38 is a protein called 50S ribosomal protein L13.

Mol	Chain	Residues	Atoms					ZeroOcc	AltConf	Trace
38	58	137	Total	C	N	O	S	0	0	0
			1096	706	205	181	4			
38	15	137	Total	C	N	O	S	0	0	0
			1096	707	205	181	3			

- Molecule 39 is a protein called 50S ribosomal protein L14.

Mol	Chain	Residues	Atoms					ZeroOcc	AltConf	Trace
39	68	122	Total	C	N	O	S	0	0	0
			932	588	171	169	4			
39	25	122	Total	C	N	O	S	0	0	0
			932	588	171	169	4			

- Molecule 40 is a protein called 50S ribosomal protein L15.

Mol	Chain	Residues	Atoms					ZeroOcc	AltConf	Trace
40	78	147	Total	C	N	O	S	0	0	0
			1122	698	229	192	3			
40	35	148	Total	C	N	O	S	0	0	0
			1130	704	230	193	3			

- Molecule 41 is a protein called 50S ribosomal protein L16.

Mol	Chain	Residues	Atoms					ZeroOcc	AltConf	Trace
41	88	141	Total	C	N	O	S	0	0	0
			1113	709	210	187	7			
41	45	138	Total	C	N	O	S	0	0	0
			1099	702	208	183	6			

- Molecule 42 is a protein called 50S ribosomal protein L17.

Mol	Chain	Residues	Atoms					ZeroOcc	AltConf	Trace
42	98	118	Total	C	N	O	S	0	0	0
			967	604	203	159	1			
42	55	118	Total	C	N	O	S	0	0	0
			967	604	203	159	1			

- Molecule 43 is a protein called 50S ribosomal protein L18.

Mol	Chain	Residues	Atoms				ZeroOcc	AltConf	Trace
43	A8	111	Total	C	N	O	0	0	0
			881	556	176	149			
43	65	110	Total	C	N	O	0	0	0
			876	553	175	148			

- Molecule 44 is a protein called 50S ribosomal protein L19.

Mol	Chain	Residues	Atoms					ZeroOcc	AltConf	Trace
44	B8	136	Total	C	N	O	S	0	0	0
			1132	704	232	195	1			
44	75	134	Total	C	N	O		0	0	0
			1115	694	229	192				

- Molecule 45 is a protein called 50S ribosomal protein L20.

Mol	Chain	Residues	Atoms					ZeroOcc	AltConf	Trace
45	C8	115	Total	C	N	O	S	0	0	0
			950	603	199	147	1			

Continued on next page...

Continued from previous page...

Mol	Chain	Residues	Atoms					ZeroOcc	AltConf	Trace
45	85	117	Total	C	N	O	S	0	0	0
			963	610	202	150	1			

- Molecule 46 is a protein called 50S ribosomal protein L21.

Mol	Chain	Residues	Atoms					ZeroOcc	AltConf	Trace
46	D8	101	Total	C	N	O	S	0	0	0
			778	501	142	134	1			
46	95	100	Total	C	N	O	S	0	0	0
			774	499	141	133	1			

- Molecule 47 is a protein called 50S ribosomal protein L22.

Mol	Chain	Residues	Atoms					ZeroOcc	AltConf	Trace
47	E8	112	Total	C	N	O	S	0	0	0
			890	560	175	153	2			
47	A5	111	Total	C	N	O	S	0	0	0
			886	558	174	152	2			

- Molecule 48 is a protein called 50S ribosomal protein L23.

Mol	Chain	Residues	Atoms					ZeroOcc	AltConf	Trace
48	F8	95	Total	C	N	O	S	0	0	0
			743	482	134	126	1			
48	B5	94	Total	C	N	O	S	0	0	0
			738	479	133	125	1			

- Molecule 49 is a protein called 50S ribosomal protein L24.

Mol	Chain	Residues	Atoms					ZeroOcc	AltConf	Trace
49	G8	105	Total	C	N	O	S	0	0	0
			784	504	147	128	5			
49	C5	106	Total	C	N	O	S	0	0	0
			785	504	147	129	5			

- Molecule 50 is a protein called 50S ribosomal protein L25.

Mol	Chain	Residues	Atoms					ZeroOcc	AltConf	Trace
50	H8	165	Total	C	N	O	S	0	0	0
			1330	851	241	236	2			
50	D5	200	Total	C	N	O	S	0	0	0
			1582	1008	279	292	3			

- Molecule 51 is a protein called 50S ribosomal protein L27.

Mol	Chain	Residues	Atoms					ZeroOcc	AltConf	Trace
51	I8	81	Total	C	N	O	S	0	0	0
			630	389	133	107	1			
51	E5	78	Total	C	N	O	S	0	0	0
			616	381	130	104	1			

- Molecule 52 is a protein called 50S ribosomal protein L28.

Mol	Chain	Residues	Atoms					ZeroOcc	AltConf	Trace
52	J8	93	Total	C	N	O	S	0	0	0
			729	457	145	126	1			
52	F5	94	Total	C	N	O	S	0	0	0
			737	463	146	127	1			

- Molecule 53 is a protein called 50S ribosomal protein L29.

Mol	Chain	Residues	Atoms					ZeroOcc	AltConf	Trace
53	K8	69	Total	C	N	O	S	0	0	0
			576	358	116	101	1			
53	G5	66	Total	C	N	O	S	0	0	0
			558	346	113	98	1			

- Molecule 54 is a protein called 50S ribosomal protein L30.

Mol	Chain	Residues	Atoms				ZeroOcc	AltConf	Trace
54	L8	58	Total	C	N	O	0	0	0
			459	293	89	77			
54	H5	58	Total	C	N	O	0	0	0
			459	293	89	77			

- Molecule 55 is a protein called 50S ribosomal protein L31.

Mol	Chain	Residues	Atoms					ZeroOcc	AltConf	Trace
55	M8	48	Total	C	N	O	S	0	0	0
			371	237	62	67	5			

- Molecule 56 is a protein called 50S ribosomal protein L32.

Mol	Chain	Residues	Atoms					ZeroOcc	AltConf	Trace
56	N8	50	Total	C	N	O	S	0	0	0
			386	241	77	63	5			

Continued on next page...

Continued from previous page...

Mol	Chain	Residues	Atoms					ZeroOcc	AltConf	Trace
56	J5	56	Total	C	N	O	S	0	0	0
			434	272	87	70	5			

- Molecule 57 is a protein called 50S ribosomal protein L33.

Mol	Chain	Residues	Atoms					ZeroOcc	AltConf	Trace
57	O8	45	Total	C	N	O	S	0	0	0
			389	241	79	65	4			

- Molecule 58 is a protein called 50S ribosomal protein L34.

Mol	Chain	Residues	Atoms					ZeroOcc	AltConf	Trace
58	P8	47	Total	C	N	O	S	0	0	0
			401	246	99	54	2			
58	L5	47	Total	C	N	O	S	0	0	0
			409	251	102	54	2			

- Molecule 59 is a protein called 50S ribosomal protein L35.

Mol	Chain	Residues	Atoms					ZeroOcc	AltConf	Trace
59	Q8	64	Total	C	N	O	S	0	0	0
			516	331	102	81	2			
59	M5	64	Total	C	N	O	S	0	0	0
			516	331	102	81	2			

- Molecule 60 is MAGNESIUM ION (three-letter code: MG) (formula: Mg).

Mol	Chain	Residues	Atoms		ZeroOcc	AltConf
60	13	227	Total	Mg	0	0
			227	227		
60	3E	2	Total	Mg	0	0
			2	2		
60	5E	2	Total	Mg	0	0
			2	2		
60	6I	1	Total	Mg	0	0
			1	1		
60	1K	2	Total	Mg	0	0
			2	2		
60	2K	7	Total	Mg	0	0
			7	7		
60	4K	1	Total	Mg	0	0
			1	1		

Continued on next page...

Continued from previous page...

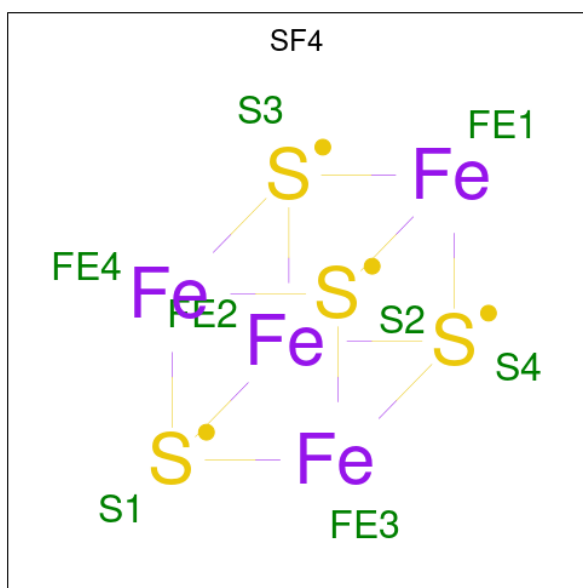
Mol	Chain	Residues	Atoms		ZeroOcc	AltConf
60	1H	669	Total 669	Mg 669	0	0
60	16	20	Total 20	Mg 20	0	0
60	11	6	Total 6	Mg 6	0	0
60	21	2	Total 2	Mg 2	0	0
60	31	2	Total 2	Mg 2	0	0
60	41	1	Total 1	Mg 1	0	0
60	78	1	Total 1	Mg 1	0	0
60	88	4	Total 4	Mg 4	0	0
60	98	2	Total 2	Mg 2	0	0
60	I8	2	Total 2	Mg 2	0	0
60	N8	1	Total 1	Mg 1	0	0
60	P8	1	Total 1	Mg 1	0	0
60	Q8	1	Total 1	Mg 1	0	0
60	1G	167	Total 167	Mg 167	0	0
60	32	2	Total 2	Mg 2	0	0
60	52	1	Total 1	Mg 1	0	0
60	2A	1	Total 1	Mg 1	0	0
60	1L	1	Total 1	Mg 1	0	0
60	2L	2	Total 2	Mg 2	0	0
60	4L	2	Total 2	Mg 2	0	0
60	14	607	Total 607	Mg 607	0	0

Continued on next page...

Continued from previous page...

Mol	Chain	Residues	Atoms		ZeroOcc	AltConf
60	1J	8	Total	Mg	0	0
			8	8		
60	29	5	Total	Mg	0	0
			5	5		
60	39	2	Total	Mg	0	0
			2	2		
60	25	2	Total	Mg	0	0
			2	2		
60	35	1	Total	Mg	0	0
			1	1		
60	45	2	Total	Mg	0	0
			2	2		
60	55	2	Total	Mg	0	0
			2	2		
60	75	1	Total	Mg	0	0
			1	1		
60	C5	1	Total	Mg	0	0
			1	1		
60	E5	1	Total	Mg	0	0
			1	1		
60	F5	1	Total	Mg	0	0
			1	1		
60	M5	1	Total	Mg	0	0
			1	1		

- Molecule 61 is IRON/SULFUR CLUSTER (three-letter code: SF4) (formula: Fe₄S₄).



Mol	Chain	Residues	Atoms			ZeroOcc	AltConf
61	3E	1	Total	Fe	S	0	0
			8	4	4		
61	32	1	Total	Fe	S	0	0
			8	4	4		

- Molecule 62 is ZINC ION (three-letter code: ZN) (formula: Zn).

Mol	Chain	Residues	Atoms		ZeroOcc	AltConf
62	5I	1	Total	Zn	0	0
			1	1		
62	5A	1	Total	Zn	0	0
			1	1		

- Molecule 63 is water.

Mol	Chain	Residues	Atoms		ZeroOcc	AltConf
63	13	544	Total	O	0	0
			544	544		
63	1E	1	Total	O	0	0
			1	1		
63	3E	1	Total	O	0	0
			1	1		
63	4E	2	Total	O	0	0
			2	2		
63	8E	1	Total	O	0	0
			1	1		
63	1I	1	Total	O	0	0
			1	1		
63	3I	5	Total	O	0	0
			5	5		
63	5I	3	Total	O	0	0
			3	3		
63	6I	4	Total	O	0	0
			4	4		
63	BI	1	Total	O	0	0
			1	1		
63	1F	1	Total	O	0	0
			1	1		
63	1K	1	Total	O	0	0
			1	1		
63	2K	16	Total	O	0	0
			16	16		
63	4K	13	Total	O	0	0
			13	13		

Continued on next page...

Continued from previous page...

Mol	Chain	Residues	Atoms		ZeroOcc	AltConf
63	1H	1966	Total 1966	O 1966	0	0
63	16	42	Total 42	O 42	0	0
63	11	12	Total 12	O 12	0	0
63	21	9	Total 9	O 9	0	0
63	31	8	Total 8	O 8	0	0
63	58	3	Total 3	O 3	0	0
63	78	10	Total 10	O 10	0	0
63	88	7	Total 7	O 7	0	0
63	98	1	Total 1	O 1	0	0
63	A8	2	Total 2	O 2	0	0
63	B8	3	Total 3	O 3	0	0
63	C8	7	Total 7	O 7	0	0
63	D8	1	Total 1	O 1	0	0
63	F8	1	Total 1	O 1	0	0
63	G8	3	Total 3	O 3	0	0
63	I8	5	Total 5	O 5	0	0
63	J8	10	Total 10	O 10	0	0
63	L8	4	Total 4	O 4	0	0
63	P8	1	Total 1	O 1	0	0
63	Q8	7	Total 7	O 7	0	0
63	1G	397	Total 397	O 397	0	0

Continued on next page...

Continued from previous page...

Mol	Chain	Residues	Atoms		ZeroOcc	AltConf
63	32	5	Total 5	O 5	0	0
63	42	1	Total 1	O 1	0	0
63	52	4	Total 4	O 4	0	0
63	3A	2	Total 2	O 2	0	0
63	5A	1	Total 1	O 1	0	0
63	6A	1	Total 1	O 1	0	0
63	7A	2	Total 2	O 2	0	0
63	9A	2	Total 2	O 2	0	0
63	BA	2	Total 2	O 2	0	0
63	2L	7	Total 7	O 7	0	0
63	4L	8	Total 8	O 8	0	0
63	14	1520	Total 1520	O 1520	0	0
63	1J	23	Total 23	O 23	0	0
63	19	12	Total 12	O 12	0	0
63	29	9	Total 9	O 9	0	0
63	39	8	Total 8	O 8	0	0
63	15	1	Total 1	O 1	0	0
63	25	13	Total 13	O 13	0	0
63	35	5	Total 5	O 5	0	0
63	45	4	Total 4	O 4	0	0
63	85	4	Total 4	O 4	0	0

Continued on next page...

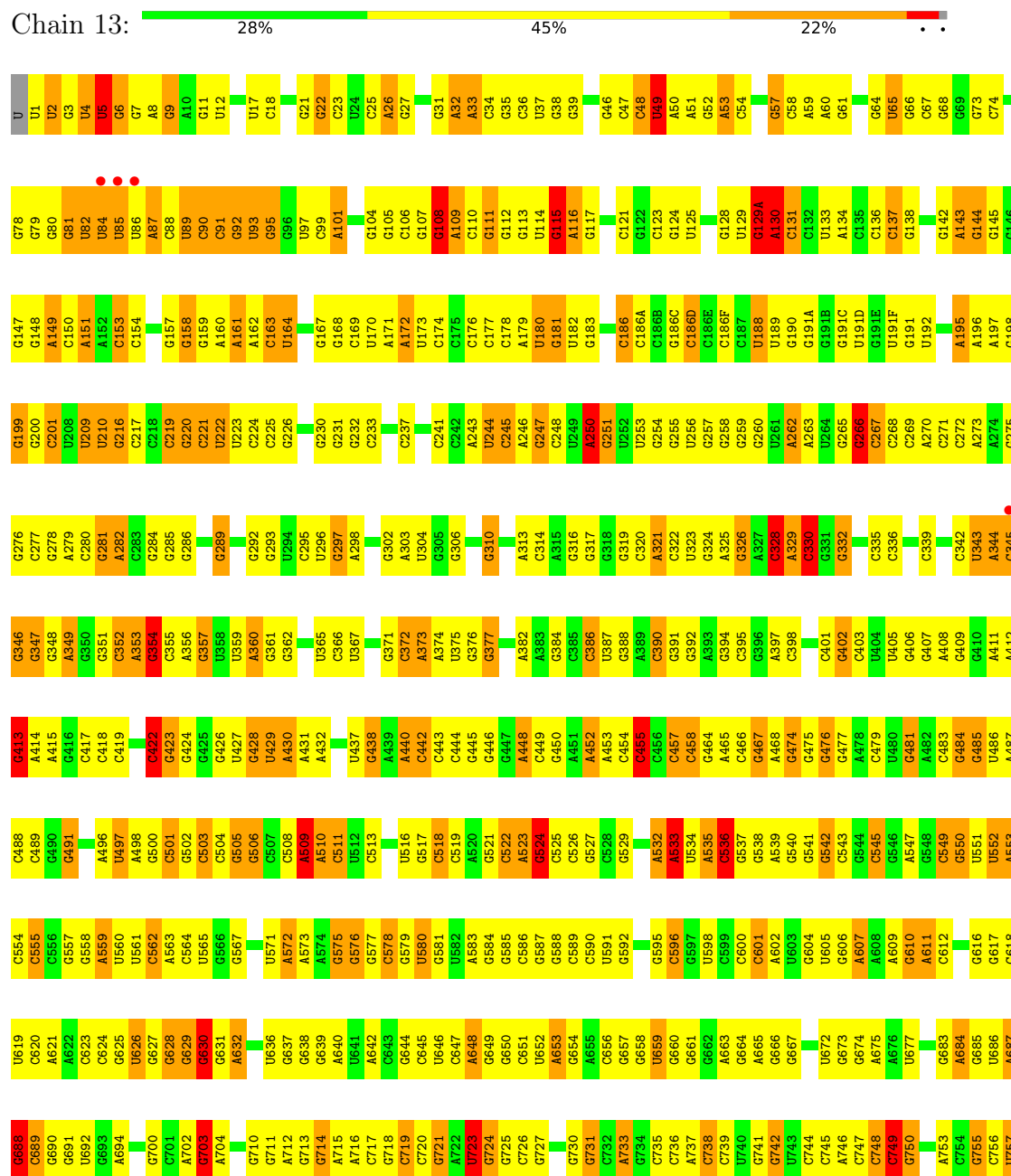
Continued from previous page...

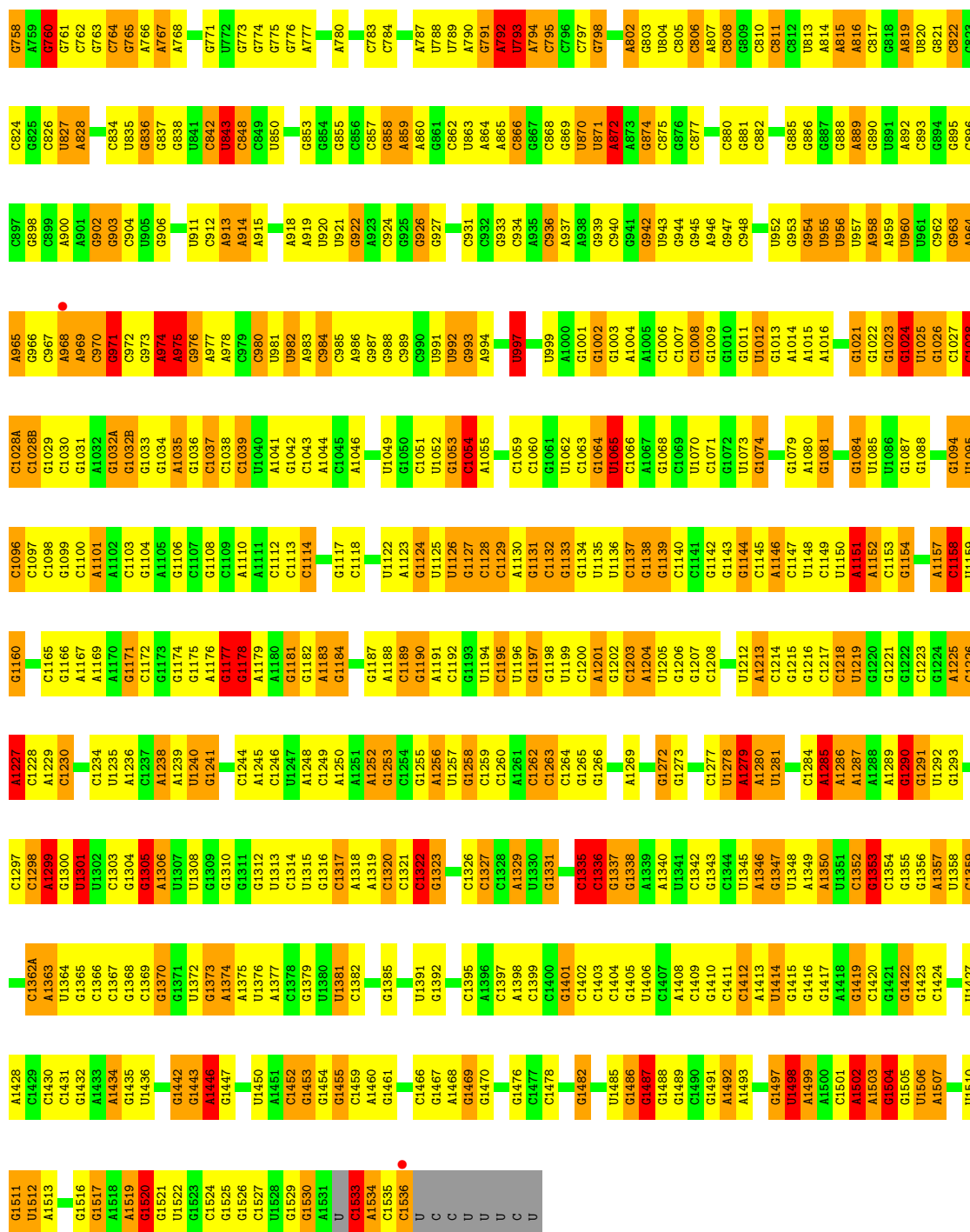
Mol	Chain	Residues	Atoms		ZeroOcc	AltConf
63	A5	1	Total	O	0	0
			1	1		
63	B5	1	Total	O	0	0
			1	1		
63	C5	1	Total	O	0	0
			1	1		
63	E5	3	Total	O	0	0
			3	3		
63	F5	6	Total	O	0	0
			6	6		
63	L5	2	Total	O	0	0
			2	2		
63	M5	9	Total	O	0	0
			9	9		

3 Residue-property plots

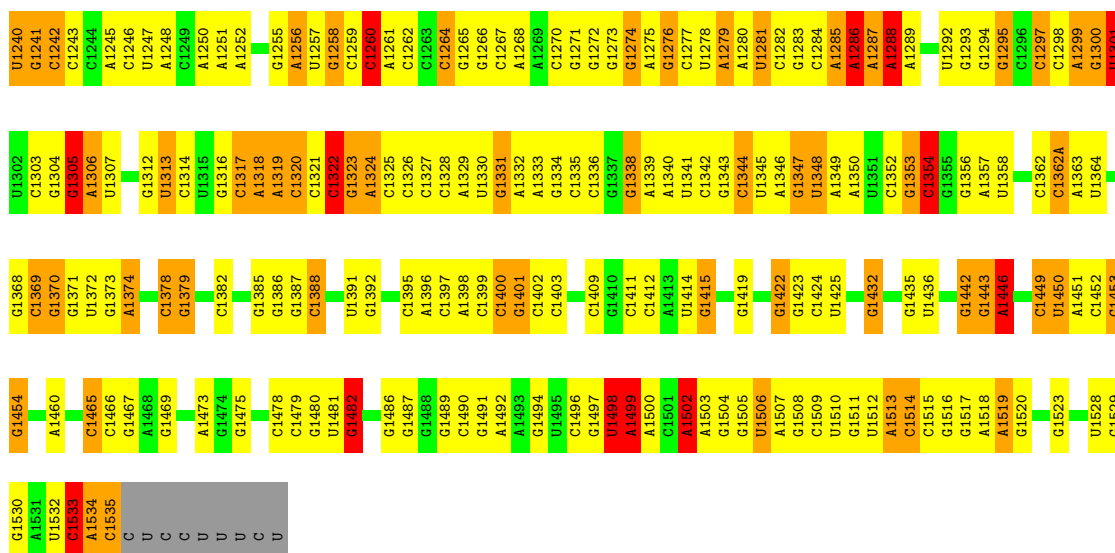
These plots are drawn for all protein, RNA, DNA and oligosaccharide chains in the entry. The first graphic for a chain summarises the proportions of the various outlier classes displayed in the second graphic. The second graphic shows the sequence view annotated by issues in geometry and electron density. Residues are color-coded according to the number of geometric quality criteria for which they contain at least one outlier: green = 0, yellow = 1, orange = 2 and red = 3 or more. A red dot above a residue indicates a poor fit to the electron density ($RSRZ > 2$). Stretches of 2 or more consecutive residues without any outlier are shown as a green connector. Residues present in the sample, but not in the model, are shown in grey.

• Molecule 1: 16S ribosomal RNA






A1176	G1108	C1038	C980	A914	C848	A759	A894	G617	G542	A468	C390	G299	C221	C150
G1177	C1109	C1039	U981	A915	C849	G760	A895	C618	G547	G474	G394	A300	U222	C155
A1178	U1040	U1040	U982	G916	U850	C764	A896	U619	A547	G475	G395	A315	U223	C156
A1179	A1041	A983	A983	G917	G851	C765	C699	A621	G550	G481	C620	A315	C224	C157
A1180	A1042	C985	A918	G918	G852	A766	G700	A622	G555	G482	A397	C320	C225	G158
C1113	C1043	C985	A919	G919	G853	A767	C701	C623	C555	G483	C398	A321	G226	G159
C1114	A1044	A986	U920	U921	G854	A768	A702	C624	C556	G484	C398	C322	G227	A160
C1045	C1045	G987	U921	G922	G855	G769	G703	C625	C557	G485	G402	G323	G232	A161
A1046	A1046	C990	A923	A923	C857	A774	A704	U626	G557	G486	G402	U323	C233	A162
G1050	G1050	U991	G926	G926	A859	G774	A705	U627	G558	A487	U405	A325	C234	U164
C1051	C1051	U992	G927	G927	A860	G775	A706	G628	U561	C488	G406	A326	C235	C165
U1052	U1052	G993	G928	G928	A861	G776	C707	G629	C562	C489	G407	A327	G236	G166
G1053	G1053	A994	G929	G929	C862	A777	C708	G630	C563	C490	A408	C328	C237	G167
C1054	C1054	C995	G929	G929	C863	G778	G711	G631	C564	G494	G409	A329	G238	C173
A1055	A1055	A996	G932	G932	U863	A780	A712	A632	C565	U495	G410	C330	U239	C174
U1056	U1056	G997	C932	C932	A864	A781	A713	A633	U566	U496	A411	G331	C240	C175
G1057	G1057	U998	C933	C933	A865	G784	G714	G637	G566	U497	A412	G332	C176	C176
C1058	C1058	C998A	C934	C934	C866	G785	A715	G638	G567	U498	G413	G333	U244	C177
U1059	U1059	U999	A935	A935	C867	G786	A716	C645	G570	G500	A414	C337	U245	C178
C1060	C1060	C999	C936	C936	C868	G787	A717	U646	U571	G502	A415	C337	U246	C179
G1061	G1061	U1000	G937	G937	C869	G788	C718	C647	A572	C503	G416	U340	A246	C180
U1062	U1062	G1001	G939	G939	U870	G789	C719	C648	G573	C504	C419	U341	U247	U180
C1063	C1063	G1002	C940	C940	U871	A790	C720	G650	A574	G505	U420	C341	G247	G181
G1064	G1064	C1003	C941	C941	A872	U791	G721	G651	G575	G506	U421	A344	C250	U182
C1065	C1065	A1005	G942	G942	A873	G792	A722	U652	G576	C507	C422	C345	G251	G183
C1071	C1071	C1006	U943	U943	C875	A793	G723	U653	G577	C508	G423	C346	U252	C186
G1072	G1072	C1007	G944	G944	C876	A794	G724	A653	C578	C509	G424	G347	G253	C186A
U1073	U1073	C1008	G947	G947	C877	G800	C726	C656	C579	A510	G425	G350	G254	C186B
G1077	G1077	G1011	C948	C948	C880	G801	G727	G660	U580	C511	U427	G351	G257	C186C
U1078	U1078	U1012	A949	A949	C881	U804	G728	C661	G581	U512	G428	G352	G258	C186D
G1079	G1079	A1014	U950	U950	C882	C805	A729	A662	U582	C513	G429	C353	G259	C186E
C1080	C1080	A1015	G953	G953	C883	C806	G730	A663	G583	C514	U430	C354	U261	C186F
A1081	A1081	A1016	U954	U954	U884	C811	G731	A665	G584	U515	A431	G355	G261	C187
G1082	G1082	C1017	U955	U955	C885	C812	C735	G666	G588	G517	U434	U359	G266	U188
C1083	C1083	C1018	U956	U956	C886	A815	C736	U669	C589	C518	U435	A360	G267	G190
U1085	U1085	C1019	U957	U957	C887	A816	A737	G670	C590	C519	C436	G361	C272	G191A
U1086	U1086	U1020	A958	A958	C888	C817	C738	G671	U591	A520	C437	G362	A273	U191D
G1087	G1087	G1021	A959	A959	A889	G818	C739	G673	G592	G521	U438	A363	A274	G191E
U1088	U1088	G1022	A960	A960	G890	U827	C740	G674	C596	G522	A439	C366	G275	U191F
C1089	C1089	G1023	A961	A961	U891	U828	C741	A675	G597	A523	A440	U367	G276	U192
U1090	U1090	G1024	U962	U962	A892	U829	G742	A676	C600	C526	C442	G371	C277	C193
C1091	C1091	U1025	C962	C962	C897	G821	G743	U677	C601	C527	C443	C372	A279	C194
A1092	A1092	G1026	G963	G963	C898	G825	C745	U678	C602	C528	G447	A373	C280	A195
G1093	G1093	C1027	G966	G966	C899	C826	A746	C679	U591	A521	A448	A374	G281	A196
C1094	C1094	C1028	C967	C967	C900	U827	C747	G683	G592	G530	C449	U375	G286	A197
U1095	U1095	C1028A	A968	A968	A900	A828	C748	A684	G596	A532	C450	G376	G287	G198
C1096	C1096	G1029	A969	A969	A901	G829	C749	A685	G605	A533	G451	G377	U288	G199
G1097	G1097	C1030	C970	C970	C904	U833	C750	U686	G606	A534	A452	G380	G289	C201
C1098	C1098	G1031	G971	G971	G906	C834	G751	A687	A607	U535	A453	G381	C290	U209
G1099	G1099	A1032	C972	C972	G907	C835	G752	A688	A608	C536	A454	C382	G291	U210
C1100	C1100	G1032A	G973	G973	A909	G837	C753	C689	C612	C537	C458	A383	C292	C217
A1101	A1101	G1033	A974	A974	A909	G838	C754	G690	G613	G538	C459	A384	C293	C218
C1102	C1102	G1033B	A975	A975	C910	G839	C755	G691	C614	A539	C460	A385	C294	C219
G1103	G1103	G1034	C976	C976	C911	U841	C756	U692	A615	C540	C461	A386	C295	C220
C1104	C1104	A1035	A977	A977	U911	C842	C757	U693	C616	C541	C462	A387	C296	C221
A1105	A1105	G1036	A978	A978	C912	U843	C758	G694	G617	C542	C463	A388	C297	C222
G1106	G1106	C1037	C979	C979	A913	U844	C759	G695	G618	C543	C464	A389	C298	C223



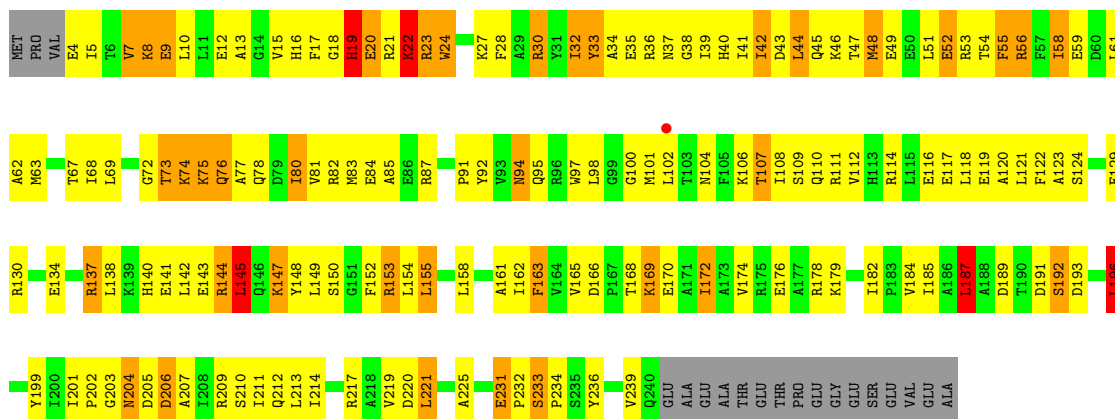
• Molecule 2: 30S ribosomal protein S2

Chain 1E: 28% 48% 13% • 10%

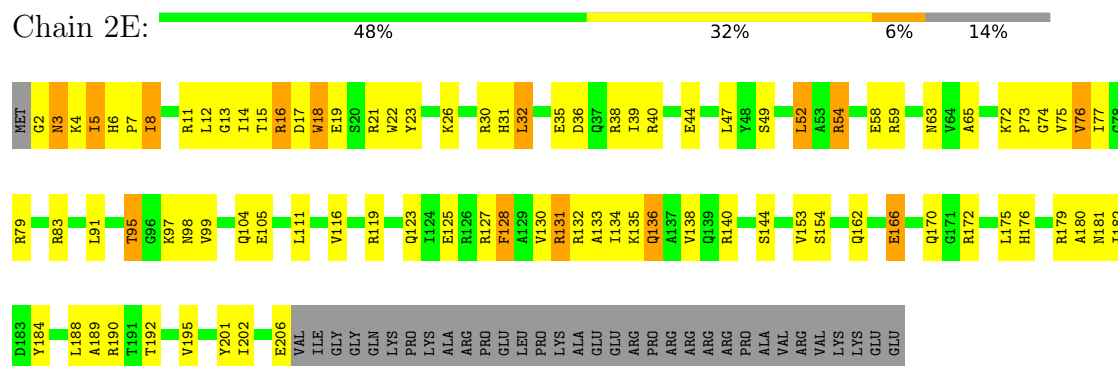


• Molecule 2: 30S ribosomal protein S2

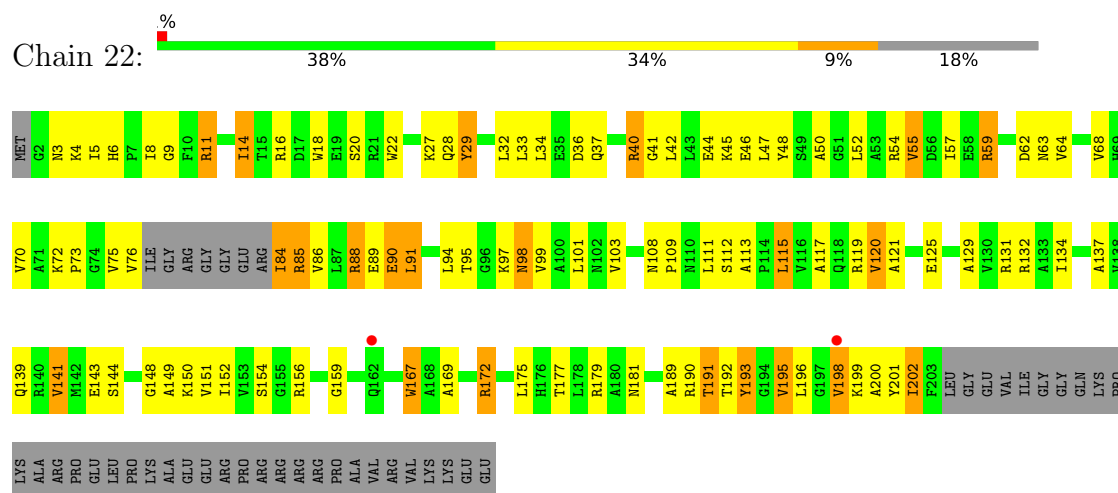
Chain 12: 30% 46% 14% • 7%



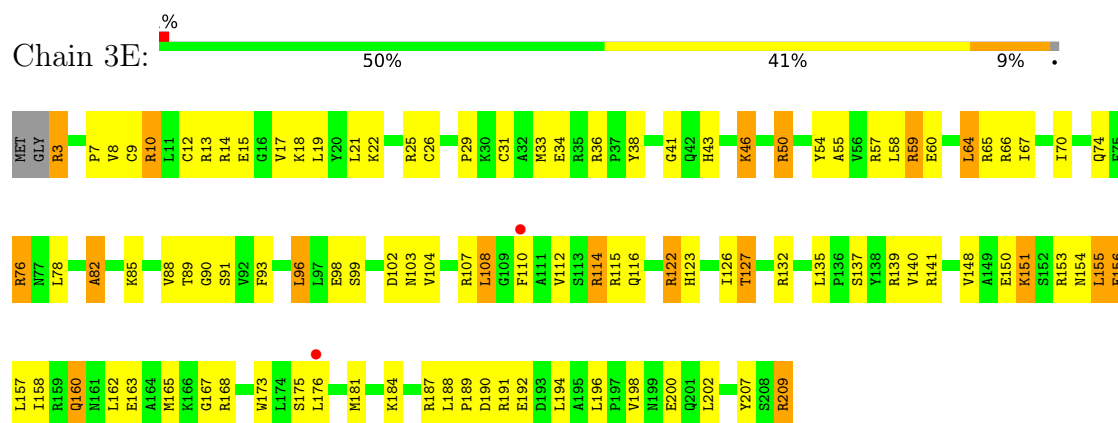
- Molecule 3: 30S ribosomal protein S3



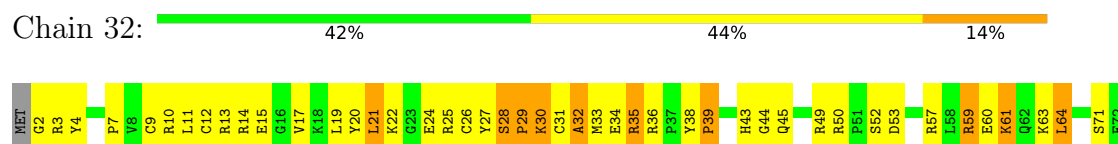
- Molecule 3: 30S ribosomal protein S3

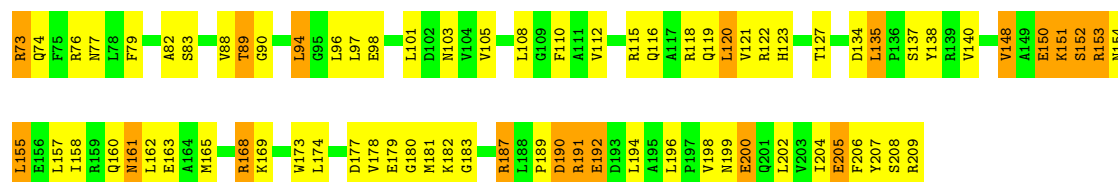


- Molecule 4: 30S ribosomal protein S4

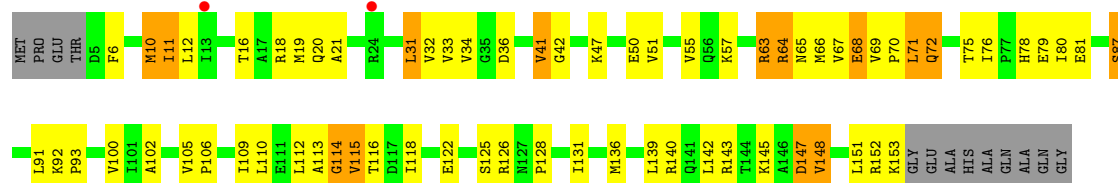


- Molecule 4: 30S ribosomal protein S4

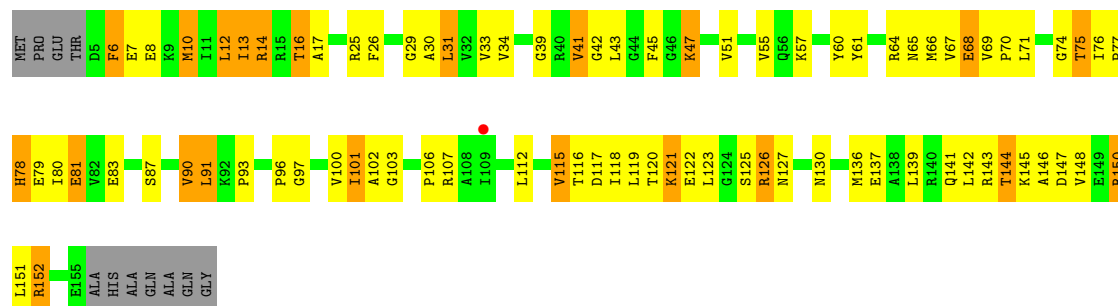




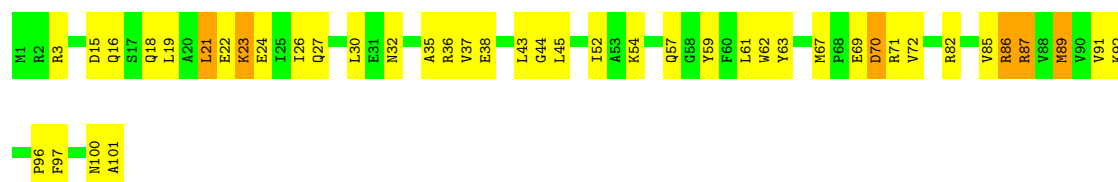
• Molecule 5: 30S ribosomal protein S5



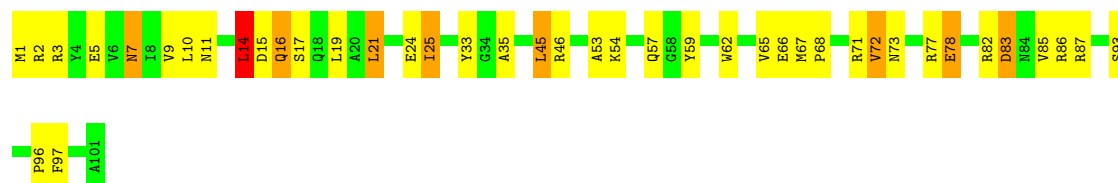
• Molecule 5: 30S ribosomal protein S5



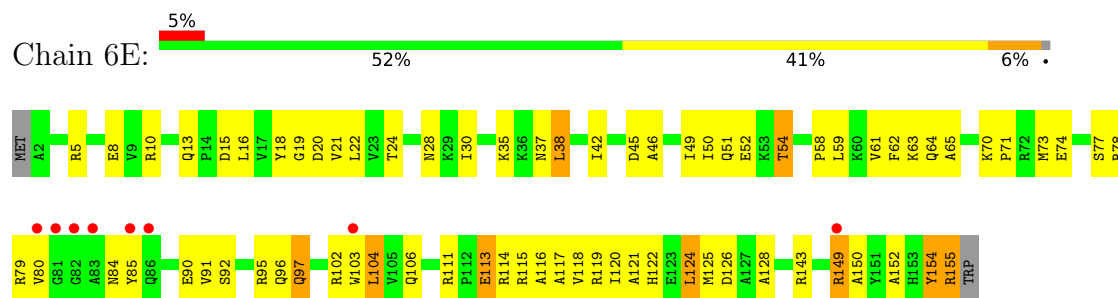
• Molecule 6: 30S ribosomal protein S6



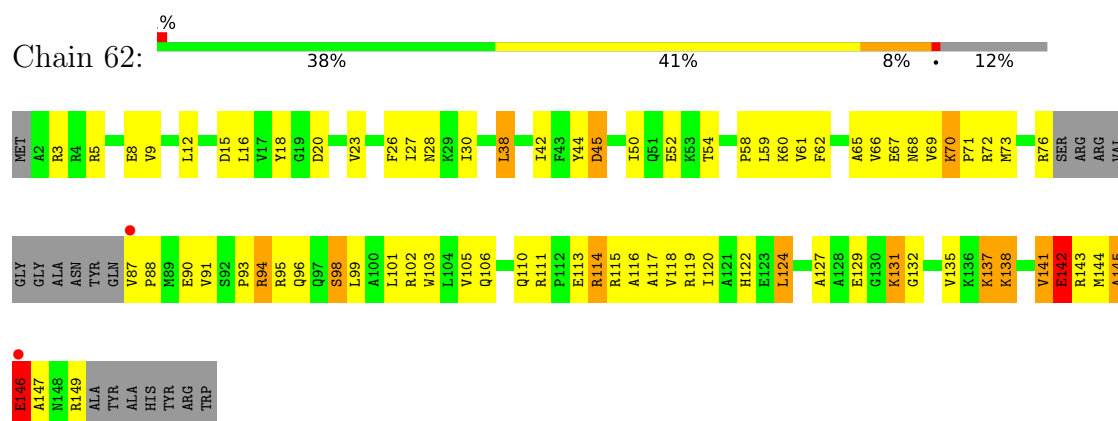
• Molecule 6: 30S ribosomal protein S6



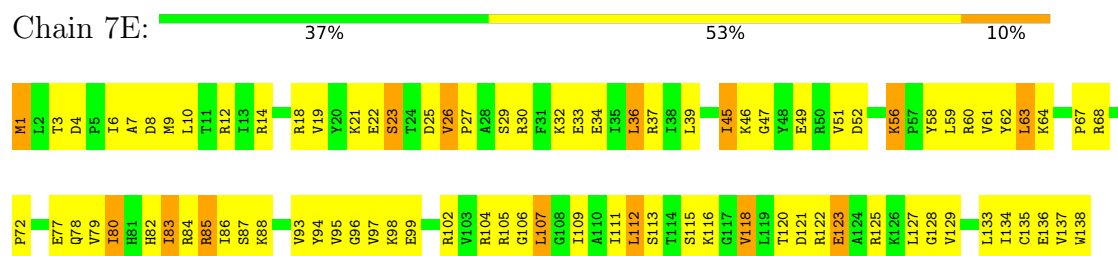
- Molecule 7: 30S ribosomal protein S7



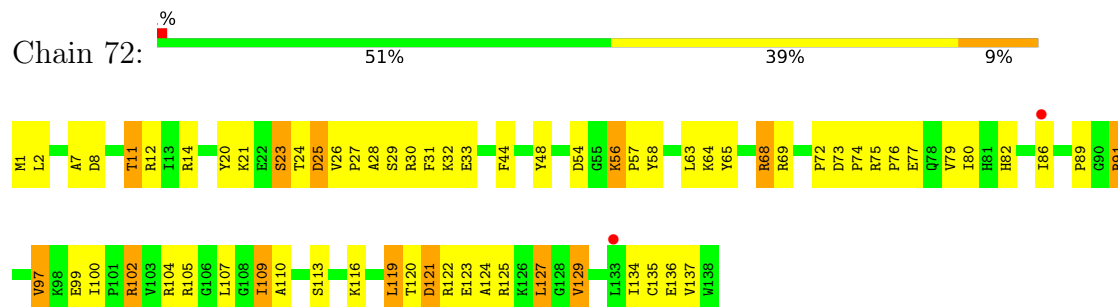
- Molecule 7: 30S ribosomal protein S7



- Molecule 8: 30S ribosomal protein S8




- Molecule 8: 30S ribosomal protein S8

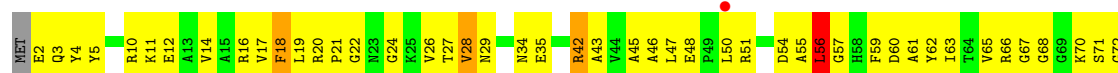


- Molecule 9: 30S ribosomal protein S9






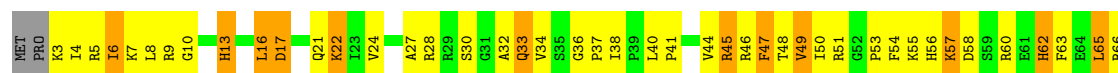
• Molecule 9: 30S ribosomal protein S9



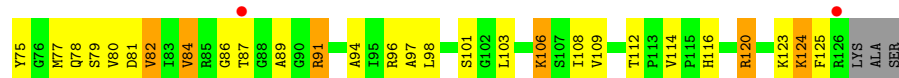
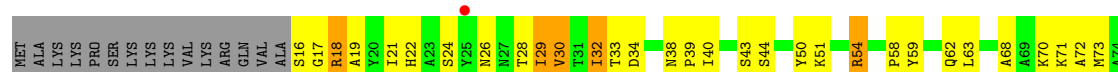
• Molecule 10: 30S ribosomal protein S10



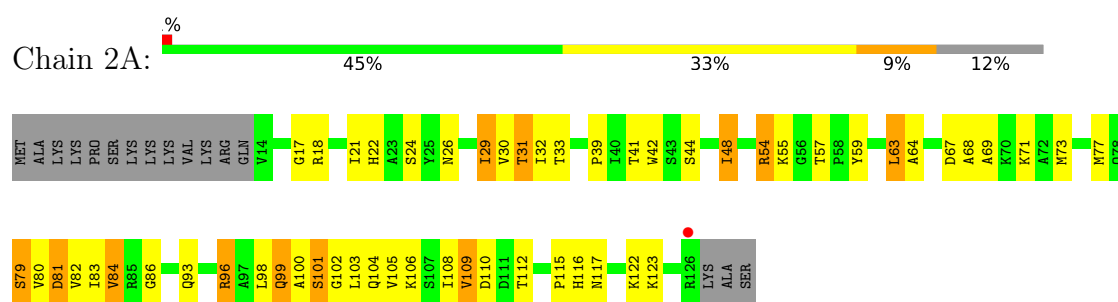
• Molecule 10: 30S ribosomal protein S10



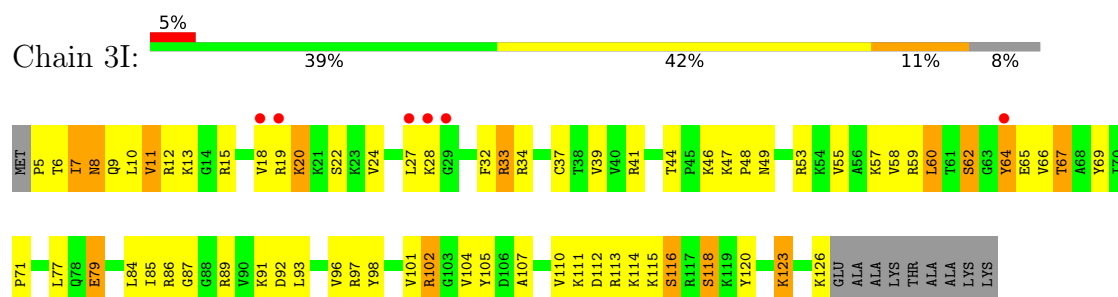
• Molecule 11: 30S ribosomal protein S11



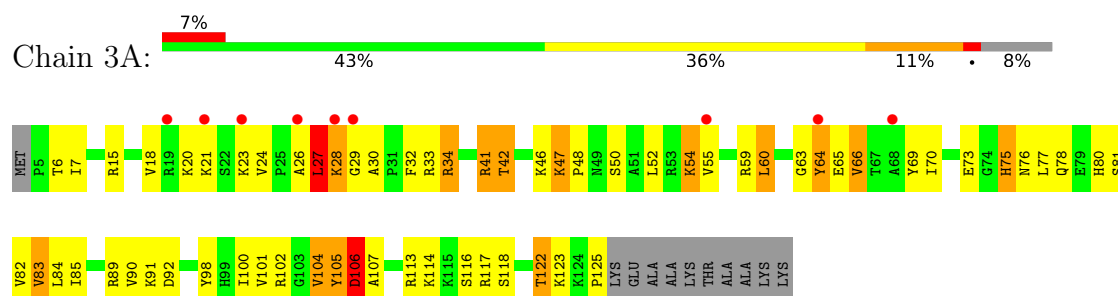
• Molecule 11: 30S ribosomal protein S11



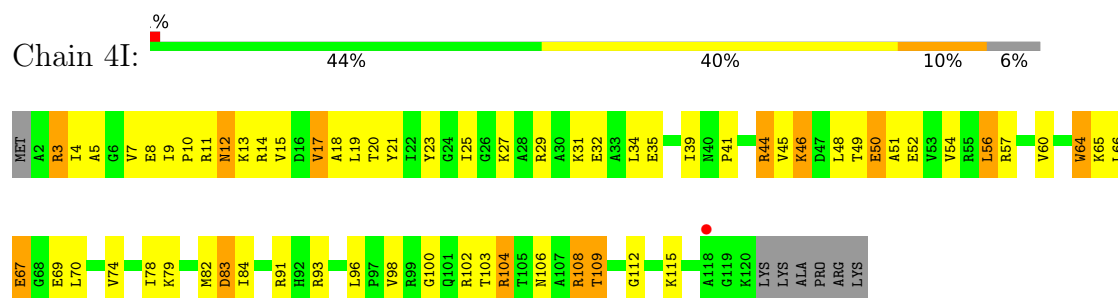
• Molecule 12: 30S ribosomal protein S12



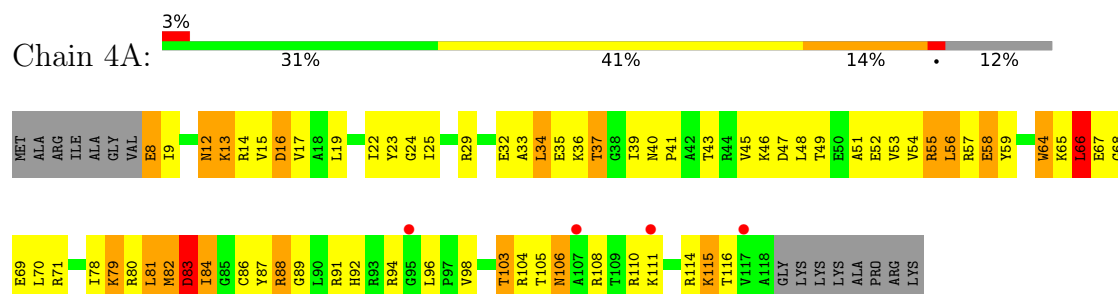
• Molecule 12: 30S ribosomal protein S12



• Molecule 13: 30S ribosomal protein S13

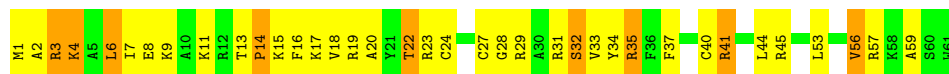


• Molecule 13: 30S ribosomal protein S13




- Molecule 14: 30S ribosomal protein S14 type Z

Chain 5I: 



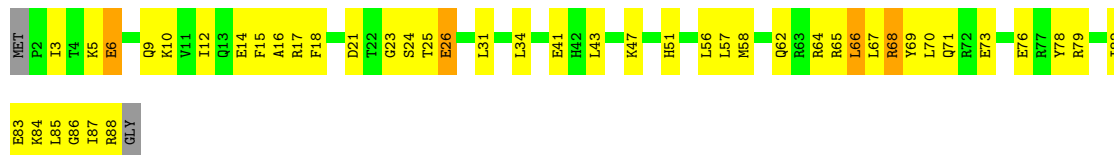
- Molecule 14: 30S ribosomal protein S14 type Z

Chain 5A: 



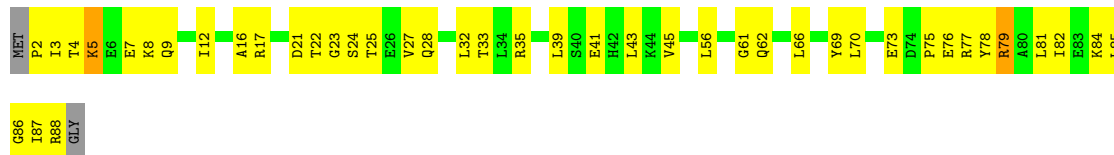
- Molecule 15: 30S ribosomal protein S15

Chain 6I: 



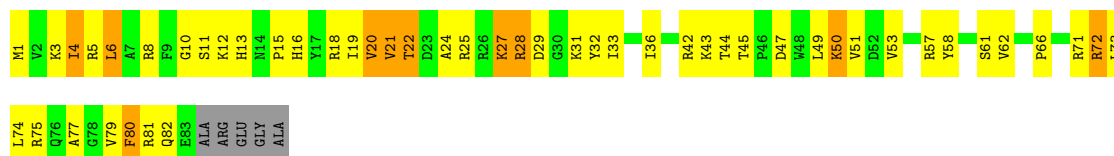
- Molecule 15: 30S ribosomal protein S15

Chain 6A: 




- Molecule 16: 30S ribosomal protein S16

Chain 7I: 



- Molecule 16: 30S ribosomal protein S16

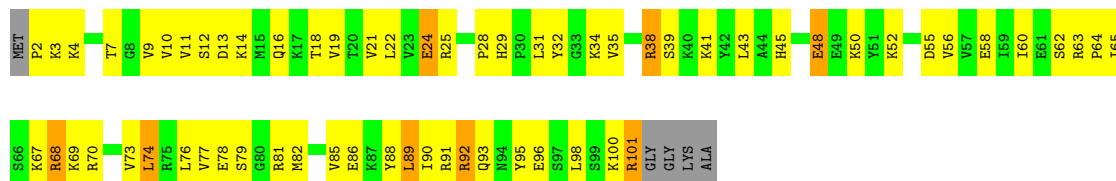
Chain 7A: 





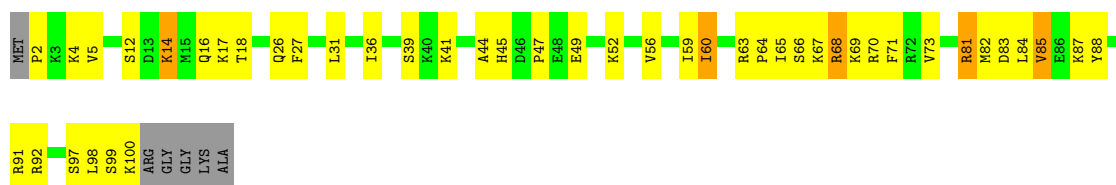
- Molecule 17: 30S ribosomal protein S17

Chain 8I: 34% 53% 8% 5%



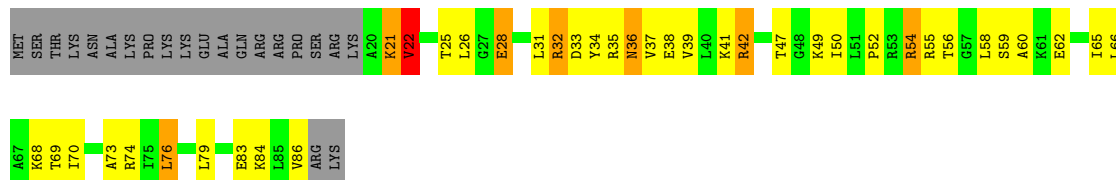
- Molecule 17: 30S ribosomal protein S17

Chain 8A: 51% 38% 5% 6%



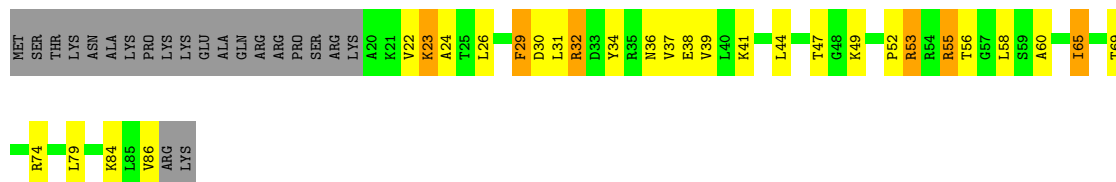
- Molecule 18: 30S ribosomal protein S18

Chain 9I: 32% 35% 8% 24%



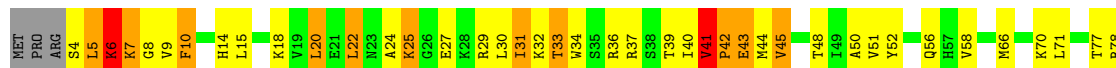
- Molecule 18: 30S ribosomal protein S18


Chain 9A: 43% 26% 7% 24%





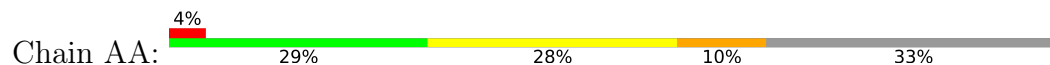
- Molecule 19: 30S ribosomal protein S19

Chain AI: 40% 32% 12% 14%





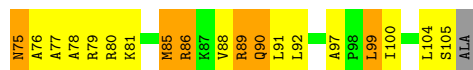
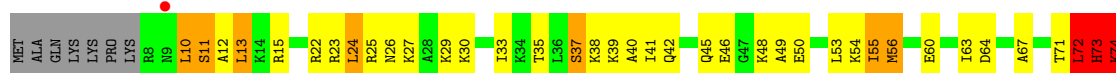
- Molecule 19: 30S ribosomal protein S19



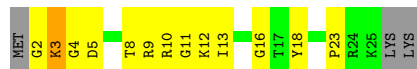
- Molecule 20: 30S ribosomal protein S20



- Molecule 20: 30S ribosomal protein S20



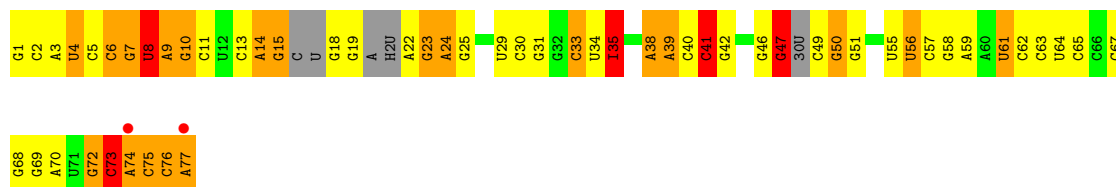
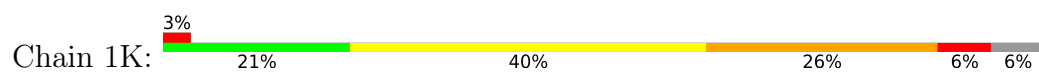
- Molecule 21: 30S ribosomal protein Thx



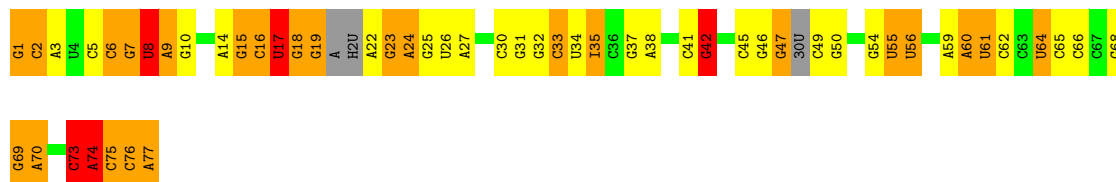
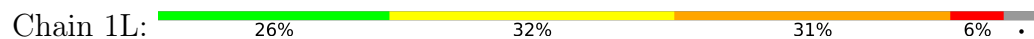
- Molecule 21: 30S ribosomal protein Thx



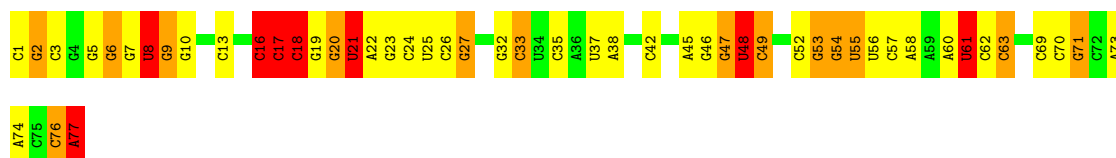
- Molecule 22: tRNAArg



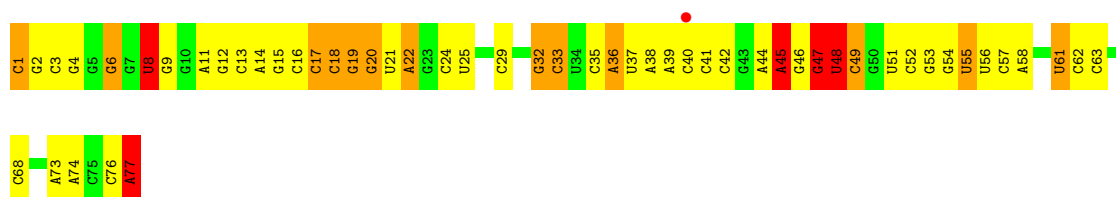
• Molecule 22: tRNAArg



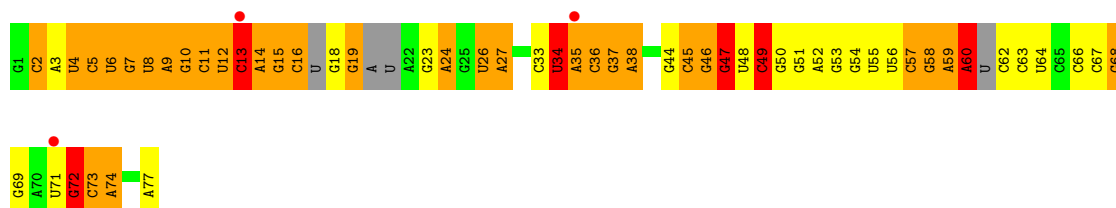
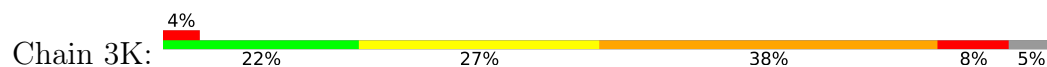
• Molecule 23: tRNAfMet



• Molecule 23: tRNAfMet

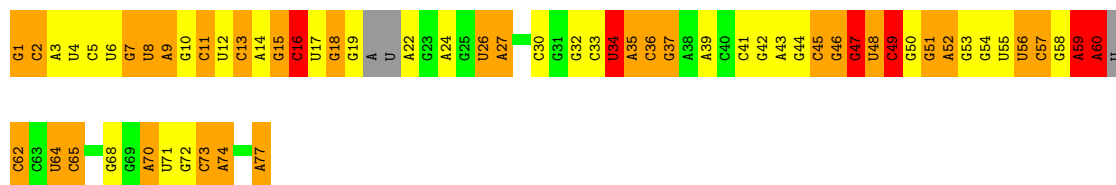


• Molecule 24: tRNAArg



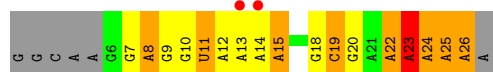
• Molecule 24: tRNAArg

Chain 3L: 17% 35% 36% 8% .



• Molecule 25: mRNA

Chain 4K: 7% 15% 30% 30% . 22%




• Molecule 25: mRNA

Chain 4L: 26% 11% 22% . 37%



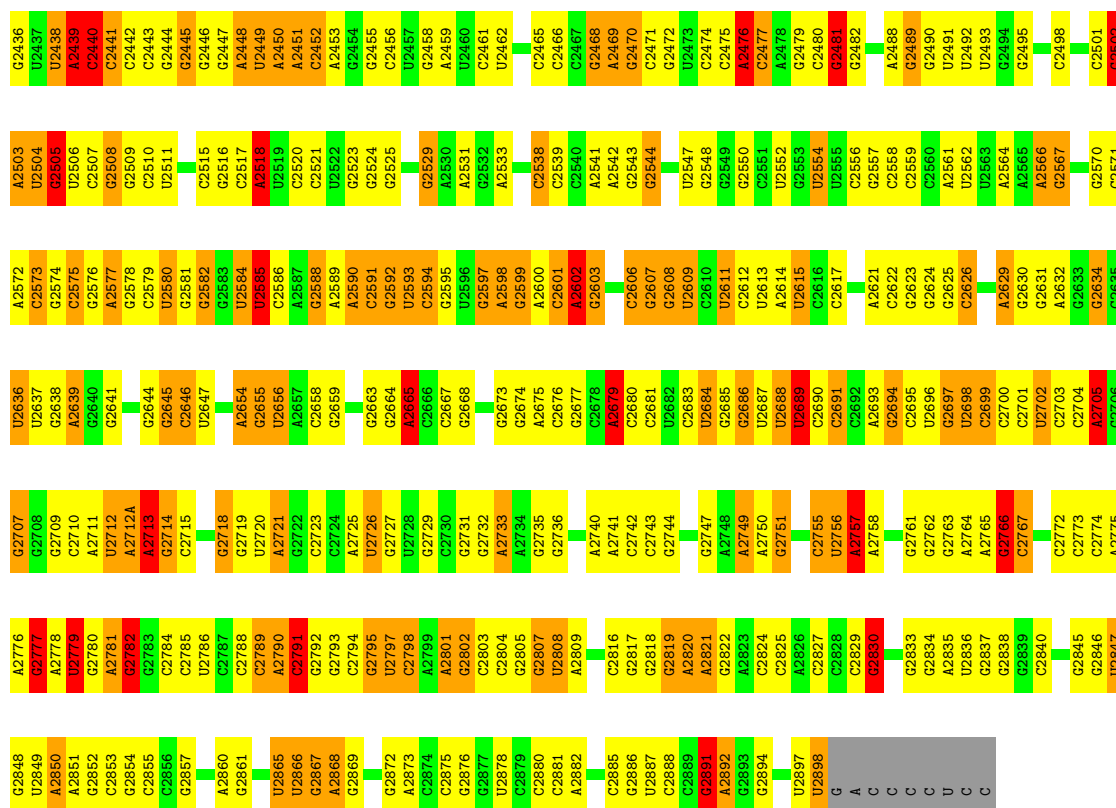
• Molecule 26: 23S ribosomal RNA

Chain 1H: 25% 43% 25% 6% .



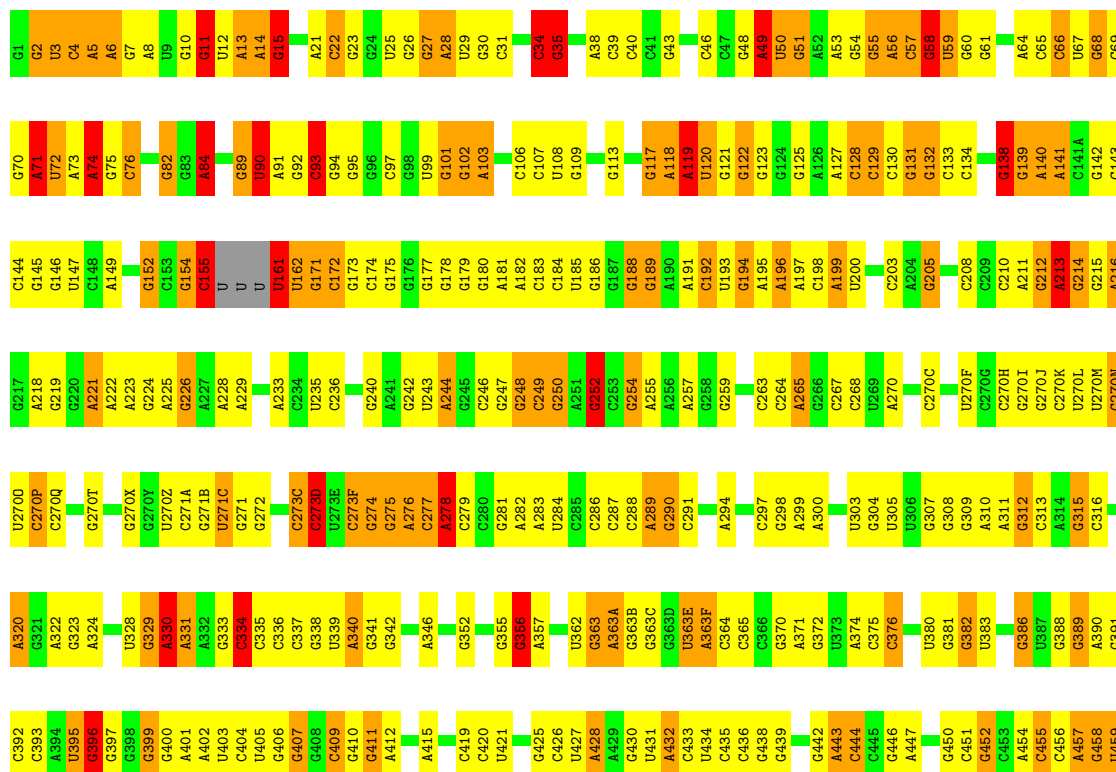
A1342	A1278	U1211	G1144	C1076	C949	C817	C755	G690	G652	A590	A526	C456
G1343	G1279	G1212	C1145	A1077	G950	G818	G756	C691	A653	C591	C527	A457
G1344	G1280	G1215	C1146	U1078	G951	G886	U757	C692	A654	G592	A528	G458
G1345			G1016	U1079	G952	A887	C758	C693	A654A	C593	U459	U459
G1346	G1283		G1149	A1080	A953	U822	G759	U694	C654B	U594	G630	A460
G1347	G1284	G1218		U1019	G954	C888	G760	G695	G654C		C531	C461
G1348	G1285	G1219	C1153	U1082	C955	A890	A761	G696	G654D	U597	A532	C462
A1349	A1286	U1083	G1154	A1020	G956	A824	U762	G697	C	G598	G533	C463
C1350	C1287	U1085	A1155	G1021	A957	C825	U763	C698	C	G599	U534	U464
C1351		A1085	A1156	G1022	A958	U827	G764	C699	C	G600	C535	A465
U1352		G1157	G1157	G1024	A959	U828	A765	G700	G	C501	A536	A466
A1353	G1291	A1086	U1158	G1025	A960	U829	C766	G701	C	G602	C537	G467
U1354	U1292	U1088	U1159	U1026	C961	G830		G702	A	A603	G639	G468
C1355	C1293	G1089	G1160	A1027	G962	G831	G770	U703	C	G604	G540	G469
		U1090		A1028	U963		G771	G704	G	C505	C541	A470
U1356	G1296	G1229A	G1164	A1029	C964	C834	C772	A705	C	U606		A471
U1357	U1357	G1230	U1165	G1030	C965	A835	U773	A706	G	U607	G546	A472
C1358	C1297	G1092	G1093	G1031	G966	G836	A774	A608	G654N	A608	G545	G473
A1359	A1298	U1094	A1032	A1032	C967	C837	G775	A609	G654P	A609	A547	G474
U1360	U1299	U1094	U1033	U1033	C968	C838	G776	G609A	C654Q	C510	A548	U475
G1361	U1301	A1095	G1034	G1034	U969	U839		G710	C654R		G549	G476
C1362	A1301	A1096	G1034	G1034	C970	C840	G778	G713	A654S		G550	A477
C1363	G1303	U1097	G1036	G1036	C971	A841	U779	U714	A654T	U614	G551	A478
G1364	G1303		G1036	G1036	C972	G842	G780	G715	A654U	U615	G552	A479
A1365	C1304	U1101	G1037	G1037	A973	G843	A781	G716	A655	A616	U553	G480
A1366	C1305	C1102	C1038	C1038	G974	C844	A782	G717	G656		U554	G481
A1367	C1306	A1103	G1039	G1039	G974A	G845	A783	A718	U657		G556	A482
G1368	A1307	C1104	C1040	C1040	G975	C846	A784	C719	G658	G518A	G557	A483
G1369	G1369	U1105	G1041	G1041	G975	U847	G785	G720	C659	G519	G558	C484
C1370	G1370	G1106	G1042	G1042	C985	C848	C790	G726	G661	G622	G562	
G1371	G1310	G1107	G1043	G1043	C986	G849	C791	G727	G662	G623	G563	G493
U1372	U1311	U1108	G1044	G1044	G987	A849	G792	A727	G665	G625	C565	G494
A1373	U1312	C1109	A1045	A1045	G987	C850	A793	G728	G666	U626	U566	G498
G1374	U1313	G1110	A1046	A1046	A988	U851	G794	G729	U667	A627	A567	U499
C1375	C1314	A1111	G1047	G1047	A989	U852	C795	G730	G668	G628	U568	G500
C1376	G1315	G1112	A1048	A1048	A990	A861	C796	C731	G669	G629	U569	A501
G1377	U1316	U1113	C1049	C1049	C991	G862	C797	C732	A670	G630	G570	A502
A1378	A1317		G1050	G1050	C992	A863	C798	G733	C671	A631	A571	A503
A1379	G1318	C1119	G1051	G1051	C993	A864	G799	A734	C672	A632	A572	U504
G1380	G1380	G1120	C1052	C1052	C994	C865	A800	A735	C673	A633	G573	A505
G1381	G1320	U1256	G1053	G1053	C995	A866	C801	C736	G674	C634	C574	G506
G1382	A1321	G1122			C996	A867	A802	C737	A675	C635	A575	A507
C1383	C1322	G1123	G1056	G1056	A996	U868	U803	G738	A676	G636	U576	G508
A1384	U1323	C1124	A1057	A1057	G997	U869	A804	G739	G677	A637	A577	C509
G1385	G1324	G1125	U1058	U1058	C998	G870	G805	U740	G678	G638	A578	C510
C1386	C1325	A1126	G1059	G1059	C999	A871	C806	G741	C679	U639	G579	U511
C1387	U1326	A1127	U1060	U1060	A1000	U871	U807		G680	C640	G580	G512
G1388	U1327	A1128	U1061	U1061	A1001	G875	U808	A746	G681		C581	A513
G1389	G1328	U1129	G1062	G1062	G1002	C876	G809	U747	G682	A644	G582	A514
U1390	A1265	U1130	G1063	G1063	U1003	U877	U810	G748	C683	C545	G583	A515
C1391	C1330		U1066	U1066	C1005	A878	U811	C749	G684	A646	C516	C516
A1392	A1331	G1135	A1067	A1067	C1006	G879	C812	A750	A685	G647	G585	C517
G1393	G1332	C1201	G1137	G1137	A1009	G880	U813	A751	G686	G648	A586	G518
U1394	C1333	C1202	G1138	G1138	A1010	G881	C814	A752	C687	G649	C587	U524
A1395	G1334	A1204	A1068	A1068	A1011	G882	C815	G753	U688	C650	U588	U525
U1396		U1205	A1070	A1070	U1012	G883	C816	G754	A699			
U1397	U1397	G1271	G1139	G1139								
C1398	G1337	A1272	G1140	G1140								
	G1338	U1273	C1072	C1072								
	U1339	A1274	A1073	A1073								
	G1340	A1275	G1074	G1074								
G1401			C1075	C1075								
C1402												

G2367	G2304	G2239	G2164	C2103	C2036	A1970	A1903	G1816	G1751	C1605	G1539	G1470	C1403
G2371	A2305	C2240	G2165	G2104	G2037	A1971	C1902	G1817	G1752	G1606	G1540	A1471	C1404
G2372	A2306	A2241	C2105	C2105	G2038	A1972	G1906	U1818	G1753	G1607	A1543	A1472	U1405
G2373	G2306	G2242	G2106	G2106	C2039	G1973	G1907	C1819	G1756	A1608	A1544	A1473	U1406
G2374	G2307	U2243	C2107	C2107	C2040	G1974	C1908	U1820	U1757	A1609	A1545	G1474	C1407
G2375	G2308	U2244	C2108	C2108	U2041	G1975	G1908	A1821	G1758	A1610	G1547	G1475	C1408
A2376	A2309	U2245	U2109	U2109	C2042	A1976	A1913	A1825	A1759	C1611	G1548	G1478	C1409
A2377	A2310	G2246	G2110	G2110	C2043	A1977	G1914	G1826	G1762	C1612	C1549	G1479	C1410
A2378	A2311	G2247	G2111	G2111	C2044	A1978	G1915	G1827	G1763	C1613	G1550	G1483	C1411
G2379	G2312	C2248	G2112	G2112	G2048	G1980	U1915	C1828	A1764	A1614	C1553	U1486	U1412
G2380	G2313	U2249	U2113	U2113	G2049	A1981	A1916	A1829	C1765	A1615	A1554	G1487	G1413
G2381	G2314	C2250	A2114	A2114	G2052	G1982	U1917	A1829	U1766	A1616	A1557	U1488	U1414
G2382	G2315	G2251	G2115	G2115	G2053	G1983	A1918	A1830	C1767	A1617	A1558	U1489	U1415
G2383	G2316	G2252	G2116	G2116	G2054	G1984	A1919	G1831	G1768	A1618	A1559	G1492	G1416
G2384	G2317	G2253	A2117	A2117	A2054	G1985	C1920	C1832	U1769	A1619	G1566	G1493	C1417
C2385	C2318	C2254	U2118	U2118	C2055	A1986	G1921	G1835	G1770	C1621	C1567	U1494	U1420
C2386	G2319	G2255	A2119	A2119	G2056	G1987	U1922	G1836	G1771	G1622	A1572	U1495	G1421
U2387	A2320	G2256	G2120	G2120	G2057	G1988	U1923	C1838	G1772	G1623	A1573	C1496	G1426
U2387	G2321	C2258	G2121	G2121	A2057	G1989	U1924	G1839	G1773	G1624	A1574	C1497	A1427
A2388	G2322	G2259	U2122	U2122	A2058	G1990	C1925	G1840	A1774	C1625	A1575	U1498	U1431
A2389	G2323	G2260	G2123	G2123	A2059	G1991	U1926	C1841	G1775	G1626	A1576	G1500	C1432
C2392	C2324	C2261	G2124	U1993	A2060	G1992	A1927	C1842	U1776	G1627	A1577	G1501	U1433
A2393	G2325	G2262	G2125	U1994	G2061	G1993	U1928	G1843	G1777	G1628	A1578	U1502	G1435
C2394	G2326	G2263	G2126	U1995	A2062	G1994	G1929	G1844	U1778	G1629	A1579	C1503	C1430
C2395	A2327	G2264	U2126	U1996	C2063	G1995	G1930	G1845	U1779	G1630	A1580	C1499	U1431
G2396	G2328	A2267	G2127	G1996	C2064	G1996	U1931	A1847	A1780	G1631	A1581	G1504	C1432
G2400	G2329	A2268	C2128	G1997	C2065	G2000	A1932	A1848	G1781	A1632	A1582	U1505	U1433
U2401	C2330	A2269	U2129	G2001	C2066	A2001	G1933	G1849	G1782	A1633	A1583	U1506	A1434
C2402	G2331	G2270	G2130	G2002	C2067	A2002	C1934	G1850	G1783	A1634	A1584	U1507	G1435
C2403	G2332	G2271	G2131	G2003	U2068	G2003	G1935	U1851	A1784	A1635	A1585	U1508	C1436
C2404	G2333	U2272	G2132	G2004	G2069	G2004	A1936	G1852	G1785	A1636	A1586	C1509	G1437
C2405	A2335	A2273	A2134	A2005	C2070	A2005	A1937	G1853	A1786	A1637	A1587	A1510	U1438
U2406	A2336	A2274	A2135	A2006	A2071	A2006	A1938	G1854	A1787	A1638	A1588	A1511	A1439
G2410	G2337	C2275	G2136	C2006	C2072	C2006	U1939	G1855	G1788	U1639	A1579	G1512	G1440
G2411	G2338	C2276	C2137	U1940	C2073	G2007	U1940	G1856	A1789	U1640	A1580	G1513	G1441
A2412	G2339	G2277	C2138	C1941	U2074	G2008	C1941	G1857	G1790	A1641	A1581	C1514	G1442
A2413	G2340	A2278	G2139	C1942	U2075	G2009	C1942	G1860	A1791	G1642	A1582	C1515	G1443
G2414	G2341	G2279	C2140	G1943	U2079	G2010	G1943	U1864	G1792	G1643	A1583	U1516	G1444
G2415	G2342	G2280	C2143	U1946	U2079	G2011	G1946	G1869	G1793	G1644	A1584	U1517	A1444A
C2416	U2344	G2281	U2144	U1947	A2082	A2013	U1947	G1870	G1794	G1645	A1585	C1518	G1448
C2417	G2345	G2282	C2145	G1948	A2083	A2014	C1948	A1871	U1795	G1646	A1586	G1519	A1449
C2418	A2346	G2283	G2146	G1949	C2084	A2015	G1949	A1872	G1796	G1647	A1587	U1520	G1449A
U2419	C2347	G2284	G2147	G1950	C2085	U2016	G1950	G1878	U1797	G1648	A1588	G1521	C1450
A2422	C2350	A2287	G2148	A1953	G2086	G2017	A1953	C1880	U1798	G1649	A1589	U1522	C1451
U2423	G2351	A2288	G2149	G1954	G2087	U2022	G1954	G1881	G1799	G1650	U1590	U1523	A1453
C2424	A2352	G2289	U2150	U1956	G2090	G2023	U1956	G1882	U1800	G1651	G1591	G1524	U1454
A2425	G2353	G2290	G2151	C1957	U2091	G2024	C1957	G1883	A1801	A1652	G1592	G1525	G1455
A2426	G2354	U2291	G2152	C1957	U2092	G2025	C1957	G1887	G1732	A1653	G1593	G1526	G1458
G2427	G2355	C2292	G2153	C1957	G2093	C2026	C1957	G1888	G1733	A1654	A1594	U1527	C1459
G2428	C2356	G2293	G2154	A1960	G2094	G2027	A1960	G1889	G1734	A1655	A1595	A1528	A1460
G2429	U2357	C2294	G2155	C1961	G2095	U2028	C1961	A1890	C1735	C1656	A1596	U1529	G1461
C2430	G2358	C2295	G2156	C1962	U2096	G2029	C1962	G1891	C1741	C1657	A1597	C1530	C1462
U2431	C2359	U2296	G2157	U1963	C2097	A2030	U1963	G1892	C1742	U1659	C1598	C1532	C1463
A2432	A2360	G2297	A2158	U1964	C2097	A2031	U1964	C1893	G1743	C1660	G1599	G1533	G1464
A2433	A2361	G2298	G2159	G1967	U2099	G2032	G1967	G1896	G1747	G1661	A1601	U1534	G1465
A2434	G2362	G2299	G2160	C1967	U2099	A2033	C1967	G1897	G1748	C1662	U1602	U1535	G1466
A2435	A2363	G2300	G2161	G1968	G2101	G2034	G1968	G1898	C1749	C1663	A1603	A1536	C1467
		C2301	G2163	A1969	U2102	G2035	A1969	G1900	A1815	A1664	C1604	G1538	A1469




• Molecule 26: 23S ribosomal RNA

Chain 14: 28% 44% 22% 5% •



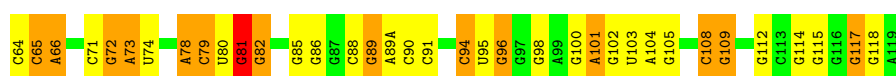
G1359	A1301	G1238	G1163	A1095	G1030	G966	C898	C837	A774	U703	G	G599	U525	A460
C1370	A1302	G1239	G1164	A1096	U1033	C957	A899	C838	G775	G704	C	G600	A526	C461
U1371	G1303	U1240	U1165	U1097	G1034	G968	A900	U839	A776	A705	A	C601	C527	C462
U1372	A1304	A1241	C1166	A1098	U1035	U969	A901	C840		G707	C	G602	A528	C463
A1373	C1306	G1242	U1167	G1099	U1036	C970	C902	A841		G708	C	A603	A529	U464
G1374	A1307	G1243	G1168	U1037	G1037	C971	C903	C842		U709	C	G604	G450	G465
C1375	A1308		G1169	U1103	G1038	G972	C908	C843	A781		G	C905	C531	A466
C1376	G1309	A1246	G1170	U1104	C1038	A973	C909	C844	A782		G	U806	A532	G467
G1377	G1310	U1247	G1171	U1105	G1039	G974	A909	G845	A783	G712	G	U607	A533	G468
A1378	G1311	G1248	G1173	G1106	U1040	C974A	A910	C846	A784	G713	C	A608	G534	G469
A1379	U1312	U1249	A1174	G1107	C1041	G975	A911	U847	G785			A609	U534	A470
G1380	C1313	U1250	U1175	U1108	G1042	C976	C912	C848	G786	G717		G609A	G539	A471
G1381	U1314	G1251	G1176	C1109	C1043		U913	A849	U787			G540	G549	A472
C1315	G1315	G1252	A1177	G1110	C1044		C914	C850	A788	A722		C541	C541	G473
C1382	U1316	A1178	C1178	A1111	G1044	A980	C915	U851				G612	G542	
C1383	A1317	A1253	C1179	U1112	A1046		C916	C852	A789	G723		U613	C543	G476
G1384		A1254	G1179	G1112	A1046		A917	C853	G790	U724		U614	C544	A477
G1385		U1255	U1180	U1113	G1047	A983	A918	C854	C791	G725		A615	C546	A478
C1386	C1320	G1256	C1181	G1114	A1048	A984	A919	C855	G792			G617	A547	A479
C1387	A1321	C1257	A1182	G1115	C1049	C985	C920	C856	A793	G729		G620	A548	A480
G1388	A1322	G1258	G1183	C1116	A1050	C986	C921	C857		C730		G621	G549	C481
C1389	U1323	G1259		G1117	G1051	G987	U922	U858	G796	G731		G622	G550	A482
U1390	G1324	C1261	G1186	G1122	C1052		C923	U859	C797	G732		G623	G551	A483
U1391	C1325	A1262	U1187	G1123	C1053	A990	C924	U860		G733		G624	G552	C484
A1392	U1326	U1263	A1188	G1125	A1054	C991	C925	A861	G801	A734		G625	G554	C485
C1393	C1327	U1264	C1189	A1126	G1056	C993	A926	C862	A802	G736		G626	G556	C486
U1394	G1328	G1265	G1190	A1127	A1057	C994	G928	A863	U803			U627	C560	C487
A1395	U1329	U1266	G1191	U1128	U1058	C995	G929	A864	G804	G737		G628	G561	G488
C1396	A1330	U1267	U1198	A1129	G1059	A996	C930	C865	G805	U747		G629	U562	G489
U1397	G1331	U1268	U1199	U1130	U1060	G997	G932	A866	C806	U740		G630	G563	G490
C1398	C1332	G1269	G1200	G1131	U1061	G998	G933	C867	U807	G741		G631	C564	A492
C1399		G1270	C1201	A1132	G1062	U999	C935	U868	G808			A631	C565	G493
G1400	A1335	G1271	U1202	U1133	G1063	A1000	C936	C869	G809	G744		A632	U566	G494
C1403	U1337	A1272	A1204	C1135	U1066	A1001	U937	A870	U810	G745		A633	A567	A501
A1404	G1338	G1273	G1205	G1136	U1067	G1002	G938	U871	U811			A634	U568	A502
U1405	G1339	G1137	G1206	G1137	A1067	G1003	G939	A872	C812	U747		C535	C574	A503
U1406	U1340	A1275	G1207	G1138	G1068	G1004	G940	C873	U813			G536	A504	U504
C1407	U1341	A1276	C1208	G1139	A1069	C1005	A941	C874	U814	G748		A637	U576	A505
C1408	A1342	G1277	G1209	C1140	U1070	C1006	G942	C875	C815	C749		G638	G577	G507
		A1278	U1210	U1141	G1071	C1007	U943	U877	C816	A750		U639	A578	G508
A1412	C1345	G1280	U1211	U1142	C1072		G944	A878	C817	A751		C540	G579	C509
G1413	G1346	U1281	G1215	A1143	G1073	U1012	A945	C879	C818	A752		C541	C580	C510
G1414	G1347	U1282	G1216	G1144	C1076	C1013	G946	C880	U820	C753		G642	U511	G512
U1415	G1348	G1283	C1217	C1145	U1077	U1014	G947	C881	A821	C754		G684	G583	A513
G1416	A1349	U1284	G1217	U1146	A1077	G1015	C948	C882	U822	C755		A685	A578	A514
C1417	C1350	A1285	C1217	G1147	C1079	G1016	C949	C883	A824			A686	G579	G509
A1418	C1351	G1286	A1220	C1150	U1080	G1017	C951	C884	C825	G760		G649	C581	C580
U1419	U1352	A1287	G1224	G1151	A1084	C1018	G952	C885	U826	A761		C550	G582	G511
G1421	U1357	U1288	C1225	C1152	A1085	U1019	G956	C886				G651	G583	A513
G1422	G1358	C1291	G1226	C1153	A1086	A1020	A957	C887	U827	A764		G685	C584	A514
	A1359	U1292	A1227	G1154	U1087	A1021	U958	C888	U828	G765		A654	G585	C517
G1425	A1360	C1293	G1228	A1155	G1087	G1022	U959	C889	A829	G766		A654A	C587	G518
A1427	C1363	G1296	G1229	A1156	U1088	G1024	A960	A890	G831	U767		C654B	U588	U519
G1428	A1364	C1297	G1232	U1159	A1089	G1025	C961	C892	G832	G768		G654C	G589	G520
G1429	A1365	C1298	G1236	G1160	U1090	U1026	G962	C893	U833	G770		G654D	A590	G521
C1430	A1366	C1299	G1236	C1161	G1093	A1027	U963	U895	C884	G771		C	G522	G522
U1431	A1367	U1300	A1237	G1162	U1094	A1028	C964	A896	A835	C772		C	C	C
G1432	G1368					A1029	C965	C897	G836	U773			G598	U524

G2353	G2354	G2355	G2356	G2357	G2358	G2359	A2360	A2361	G2362	G2363	G2364	G2365	A2366	G2370	G2371	G2372	G2373	G2374	G2375	A2376	A2377	A2378	G2379	G2383	G2384	G2385	G2386	G2387	A2388	G2389	A2392	A2393	G2394	G2395	G2396	G2399	G2400	G2401	G2402	G2403	G2404	G2405	G2406	G2407	A2411	A2412	G2413	G2414	G2415	G2416	G2417	A2418	G2419	G2350	G2351	A2352											
G2228	G2229	G2230	G2231	G2232	G2233	G2234	G2235	G2236	G2237	G2238	G2239	G2240	A2241	G2242	G2243	G2244	G2245	G2246	A2247	G2250	G2251	G2252	G2253	G2254	G2255	G2256	G2257	G2258	G2261	G2262	G2263	G2264	A2267	A2268	A2269	G2270	A2273	A2274	G2275	G2276	G2277	A2278	G2279	G2280	G2281	G2282	G2283	G2284	G2285	G2286	A2287	A2288	G2289	G2290	G2291												
C2292	C2293	C2294	C2295	C2296	C2297	A2298	C2299	G2300	C2301	C2302	C2303	C2304	A2305	C2306	C2307	C2308	A2309	A2310	A2311	C2312	C2313	C2314	C2315	C2316	C2317	G2318	G2319	A2320	C2321	A2322	C2323	A2324	C2325	C2326	A2327	A2328	G2329	C2330	C2331	C2332	A2333	G2334	A2335	A2336	G2337	G2338	G2339	G2340	G2341	C2342	C2343	G2344	G2345	A2346	A2347	C2348	C2349	C2350									
U2150	G2151	G2152	G2153	G2154	G2155	G2156	G2157	A2158	G2159	G2160	G2161	G2162	G2163	A2164	G2165	G2166	G2167	G2168	A2169	A2170	A2171	U2172	A2173	A2174	G2175	C2176	A2177	G2178	G2179	G2180	G2181	G2182	C2185	G2186	U2189	G2190	G2191	G2192	U2193	A2194	G2195	G2196	G2197	G2198	G2199	G2200	G2201	G2202	G2203	G2204	G2205	G2206	G2207	G2208	G2209	G2210	G2211	A2212	G2213	G2214	G2215	G2216	G2217	G2224	A2225	A2226	G2227
C2021	U2022	G2023	G2024	C2025	C2026	G2027	U2028	G2029	A2030	A2031	G2032	A2033	U2034	G2035	C2036	G2037	G2038	G2039	C2040	U2041	A2042	C2043	C2044	G2049	C2050	A2051	G2052	G2053	G2054	C2055	G2056	A2057	A2058	A2059	A2060	G2061	A2062	G2063	C2064	C2065	U2068	G2069	G2072	C2073	U2074	U2075	U2076	U2079	A2080	G2081	G2082	G2083	C2084	C2085	A2086	A2087	A2088	A2089	A2090								
G2087	G2088	U2089	G2090	U2091	U2092	G2093	G2094	C2097	U2098	G2099	G2100	G2101	U2102	C2103	G2104	C2105	G2106	C2107	C2108	U2109	G2110	C2111	G	U2113	A2114	G2115	G2116	G2117	G2118	A2119	G2120	G2121	U2122	G2123	G2124	G2125	A2126	C2128	C2129	U2130	G2131	U2132	G2133	A2134	A2135	C2136	C2137	C2138	C2142	G2143	G2144	U2145	C2146	G2147	G2148	G2149											
U2150	G2151	G2152	G2153	G2154	G2155	G2156	G2157	A2158	G2159	G2160	G2161	G2162	G2163	A2164	G2165	G2166	G2167	G2168	A2169	A2170	A2171	U2172	A2173	A2174	G2175	C2176	A2177	G2178	G2179	G2180	G2181	G2182	C2185	G2186	U2189	G2190	G2191	G2192	U2193	A2194	G2195	G2196	G2197	G2198	G2199	G2200	G2201	G2202	G2203	G2204	G2205	G2206	G2207	G2208	G2209	G2210	G2211	A2212	G2213	G2214	G2215	G2216	G2217	G2224	A2225	A2226	G2227
G2228	G2229	G2230	G2231	G2232	G2233	G2234	G2235	G2236	G2237	G2238	G2239	G2240	A2241	G2242	G2243	G2244	G2245	G2246	A2247	G2250	G2251	G2252	G2253	G2254	G2255	G2256	G2257	G2258	G2261	G2262	G2263	G2264	A2267	A2268	A2269	G2270	A2273	A2274	G2275	G2276	G2277	A2278	G2279	G2280	G2281	G2282	G2283	G2284	G2285	G2286	A2287	A2288	G2289	G2290	G2291												
C2292	C2293	C2294	C2295	C2296	C2297	A2298	C2299	G2300	C2301	C2302	C2303	C2304	A2305	C2306	C2307	C2308	A2309	A2310	A2311	C2312	C2313	C2314	C2315	C2316	C2317	G2318	G2319	A2320	C2321	A2322	C2323	A2324	C2325	C2326	A2327	A2328	G2329	C2330	C2331	C2332	A2333	G2334	A2335	A2336	G2337	G2338	G2339	G2340	G2341	C2342	C2343	G2344	G2345	A2346	A2347	C2348	C2349	C2350									
G2353	G2354	G2355	G2356	G2357	G2358	G2359	A2360	A2361	G2362	G2363	G2364	G2365	A2366	G2370	G2371	G2372	G2373	G2374	G2375	A2376	A2377	A2378	G2379	G2383	G2384	G2385	G2386	G2387	A2388	G2389	A2392	A2393	G2394	G2395	G2396	G2399	G2400	G2401	G2402	G2403	G2404	G2405	G2406	G2407	A2411	A2412	G2413	G2414	G2415	G2416	G2417	A2418	G2419	G2350	G2351	A2352											



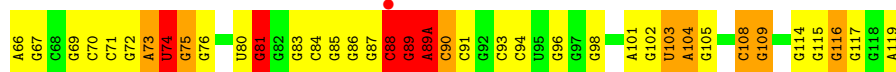
• Molecule 27: 5S ribosomal RNA

Chain 16: 32% 36% 25% 7%

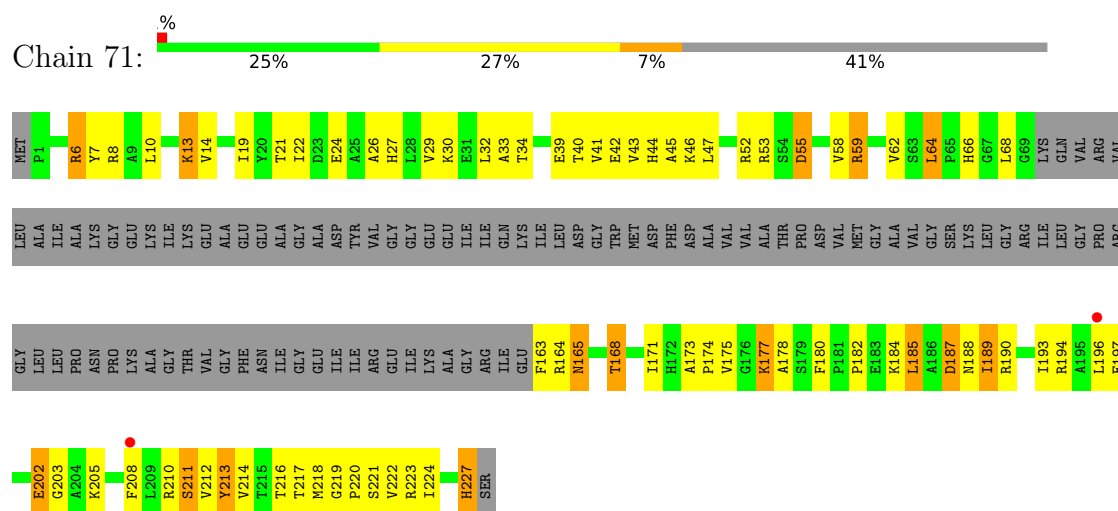


• Molecule 27: 5S ribosomal RNA

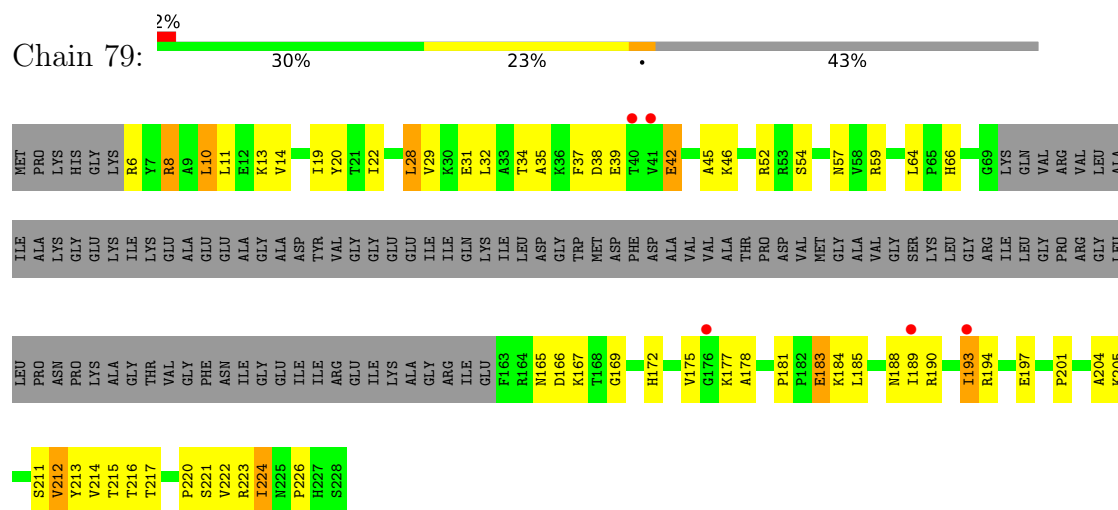
Chain 1J: 29% 49% 14% 8%



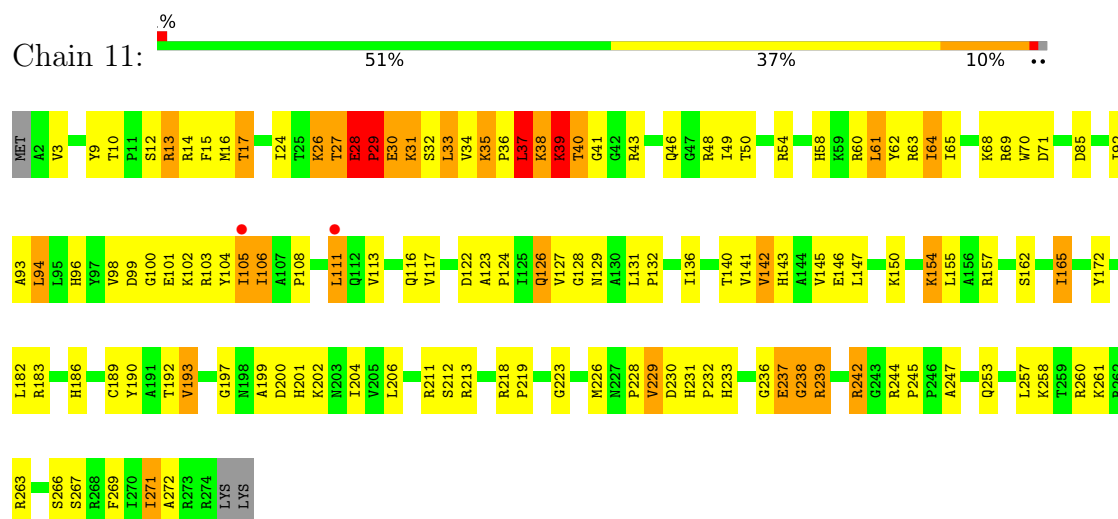
• Molecule 28: 50S ribosomal protein L1



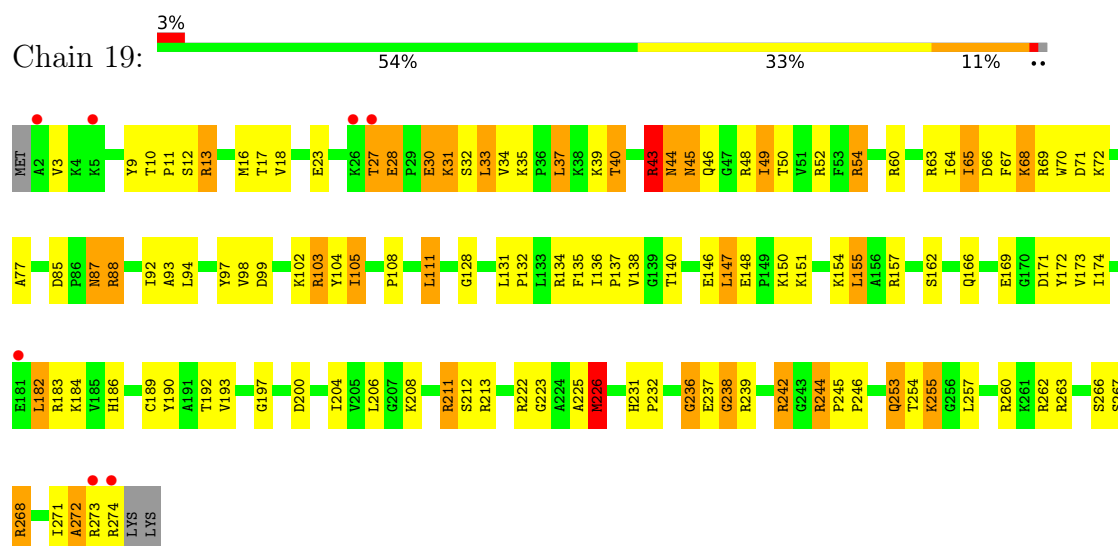
- Molecule 28: 50S ribosomal protein L1



- Molecule 29: 50S ribosomal protein L2



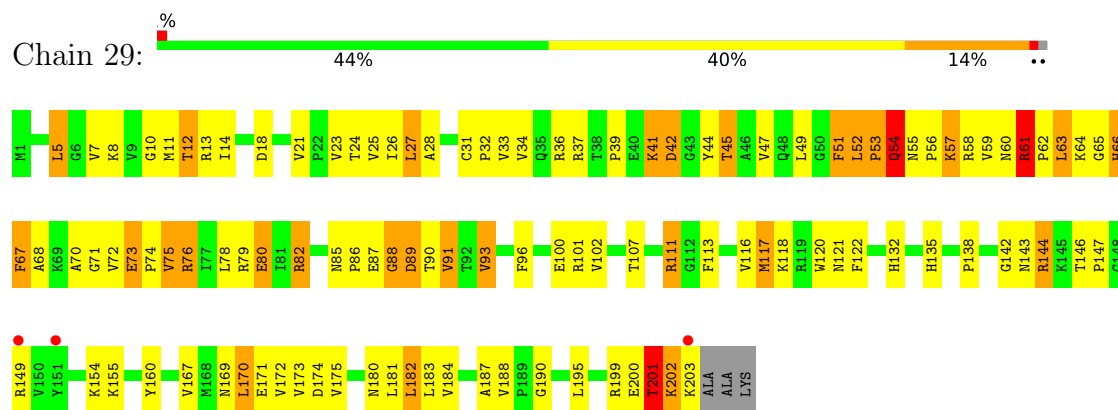
- Molecule 29: 50S ribosomal protein L2



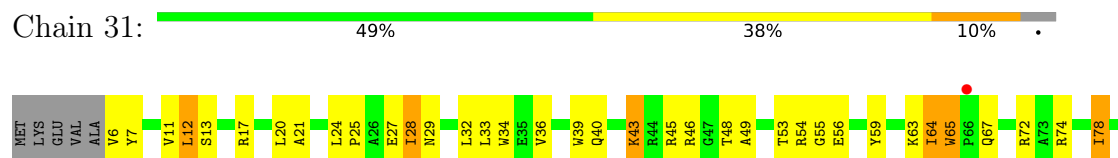
• Molecule 30: 50S ribosomal protein L3

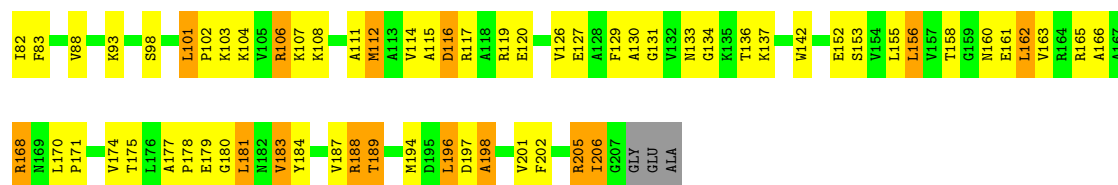


• Molecule 30: 50S ribosomal protein L3

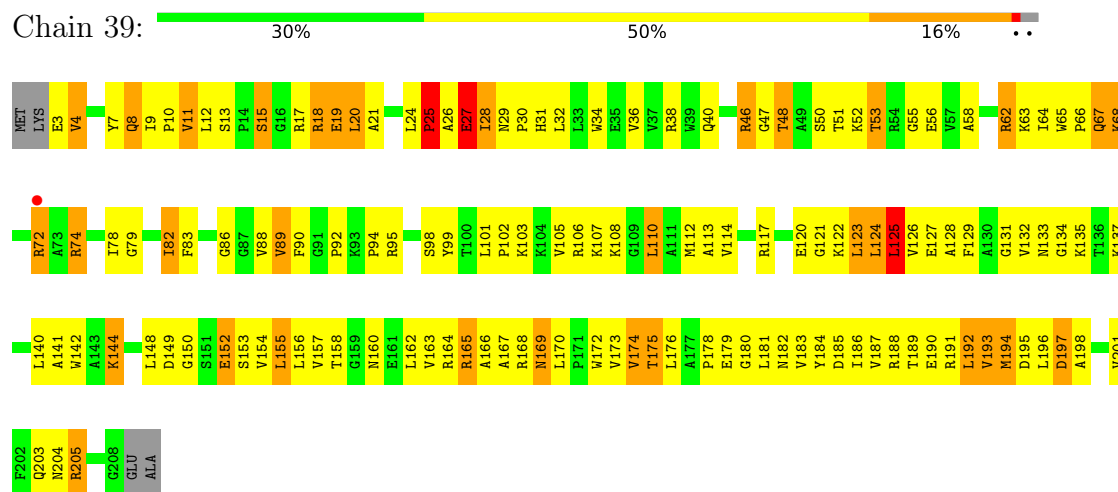


• Molecule 31: 50S ribosomal protein L4

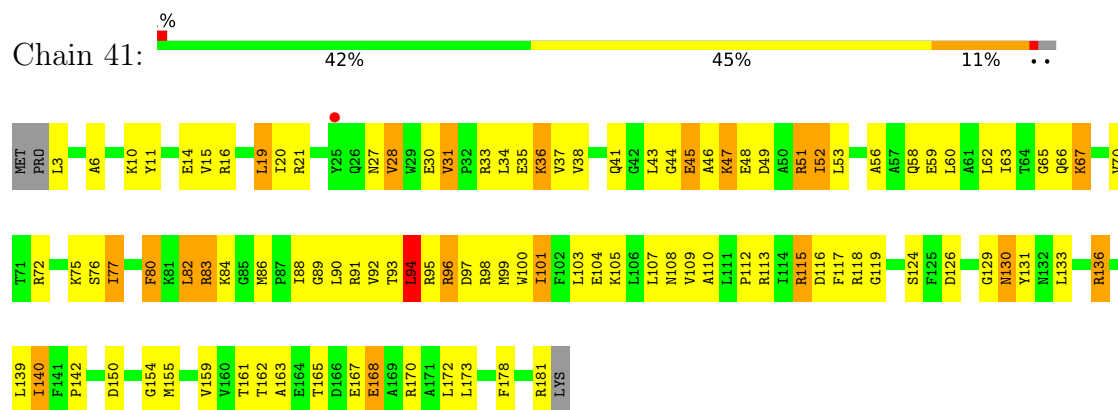




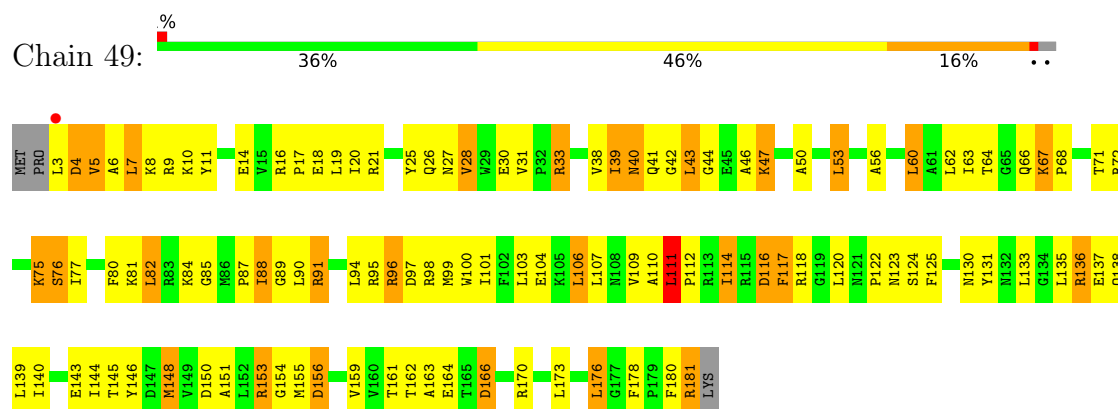
• Molecule 31: 50S ribosomal protein L4



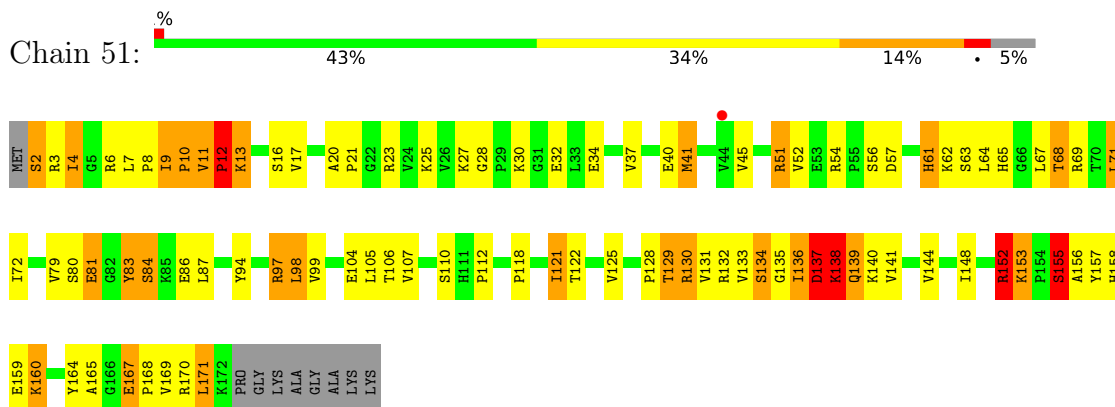
• Molecule 32: 50S ribosomal protein L5



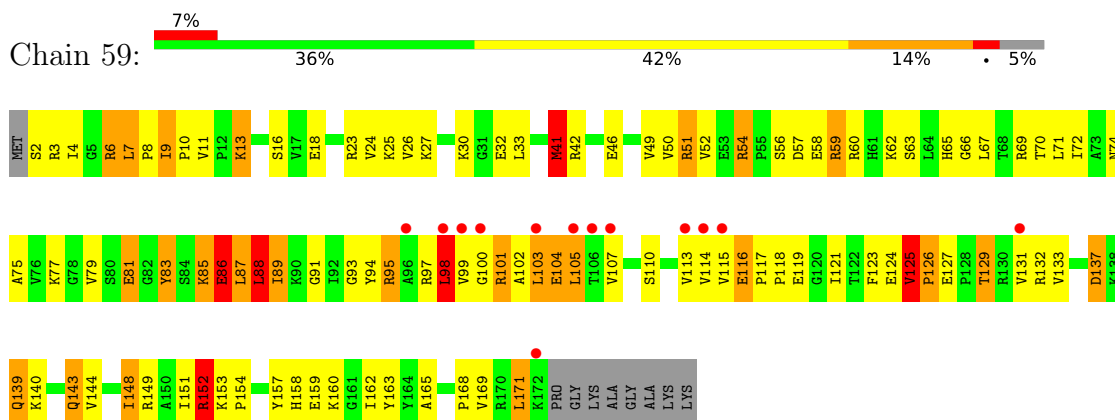
• Molecule 32: 50S ribosomal protein L5



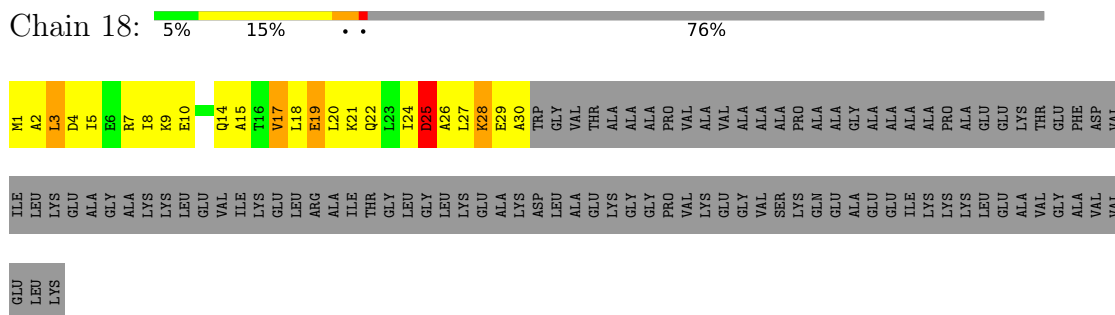
- Molecule 33: 50S ribosomal protein L6



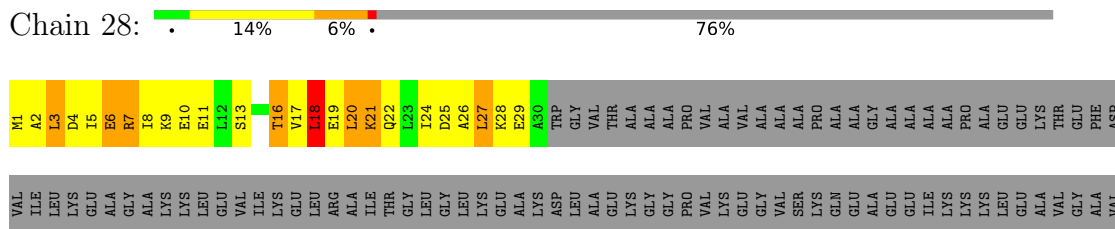
- Molecule 33: 50S ribosomal protein L6



- Molecule 34: 50S ribosomal protein L7/L12



- Molecule 34: 50S ribosomal protein L7/L12



VAL
GLU
LEU
LYS


• Molecule 35: 50S ribosomal protein L9

Chain 61:  46% 38% 12% ..

M1 K2 V3 E7 P8 L9 E10 M11 L12 V15 D20 V21 K22 Y25 Y29 L30 L31 P32 R33 G34 L35 A36 V37 L38 A39 T40 L44 L47 R50 I51 Q54 R57 E60 R61 K62 E66 R67 L68 K69 E70 I71 L72 E73 W74 L75 I76 L77 T78

I79 P80 V81 R82 A83 E84 E85 I88 V92 A93 E99 A100 L101 Q104 H105 D110 P111 K112 R113 L116 E117 K118 P119 L120 K121 G124 E125 Y126 V127 L128 T129 Y130 K131 P132 H133 P134 E135 V136 P137 I138 Q139 L140 K141 V142 S143 V144 V145 ALA GLN GLU

• Molecule 35: 50S ribosomal protein L9

Chain 69:  36% 42% 19% ..

K1 K2 V3 I4 E7 P8 L9 E10 M11 D14 V15 G16 V18 K22 K27 V37 L38 A39 T40 E41 L44 K45 A46 L47 E48 A49 R50 I51 R52 K52 A53 Q54 A55 K56 R57 L58 A59 E60 R61 K62 A63 E64 A65 E66 R67 K69 L72 L75 L76 L77 T78

I79 P80 R82 E85 I88 Y89 V92 T93 I97 A98 E99 A100 L101 S102 Q103 Q104 H105 G106 V107 T108 I109 D110 P111 K112 R113 L114 E117 K118 P119 R120 K121 E122 L123 G124 E125 V126 V127 L128 T129 Y130 K131 P132 H133 P134 E135 V136 P137 I138 Q139 L140 K141 V142 V145

ALA
GLN
GLU

• Molecule 36: 50S ribosomal protein L10

Chain 38:  3% 18% 28% 21% 15% 17%

K1 P2 N3 K4 R5 L6 V7 E8 L9 L10 A11 T12 L13 K14 E15 N16 L17 L18 R19 A20 Q21 G22 S23 D24 F25 L26 V27 N28 Y29 Q30 G31 L32 P33 A34 K35 E36 R37 T37 H38 A39 L40 R41 Q42 A43 L44 K45 Q46 N47 G48 A49 R50 L51 P52 V53 A54 K55 N56 T57 L58 I59 R60

L61 A62 L63 K64 E65 L66 G67 L68 P69 E70 L71 D72 G73 L74 P77 V80 VAL PHE Y83 D84 D85 P86 V87 A88 A89 A90 K91 T92 L93 V94 Q95 F96 A97 K98 S99 R100 P101 R102 G103 L104 P105 Q106 V107 K108 S109 G110 L111 L112 L117 T118 A119 K120 D121 V122 L125 I59 R60

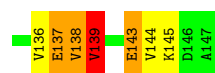
E127 L128 P129 T130 M131 L134 E137 L138 V139 G140 V141 L142 Q143 A144 P145 MET ALA GLU LEU VAL GLY VAL LEU GLY VAL VAL ARG GLU LEU VAL VAL ILE LEU GLU TYR ALA LYS LYS ALA

• Molecule 37: 50S ribosomal protein L11

Chain 48:  29% 46% 20% ..

MET LYS LYS VAL VAL A6 K9 L10 Q11 L12 P13 G14 G15 K16 A17 A20 P21 P22 G24 G25 A26 L27 G28 Q29 I34 F37 V38 M42 A46 K47 M48 G49 D50 A51 I52 V53 P54 V55 E56 T58 I59 Y60 A61 D62 R63 S64 I127 F65 T66 F67 V68 R69 T70 K70


T71 P72 A73 A74 S75 V76 L77 I78 R79 K80 A81 A82 G83 L84 K85 K86 H89 K90 P91 G92 K95 V96 G97 R98 I99 T100 W101 E102 L105 E106 I107 A108 K109 Q110 M111 M112 P113 D114 L115 L116 T117 T118 D119 E121 A122 T58 I59 Y60 A61 D62 R63 S64 I127 F65 T66 F67 V68 R69 T70 K70



- Molecule 38: 50S ribosomal protein L13



- Molecule 38: 50S ribosomal protein L13



- Molecule 39: 50S ribosomal protein L14

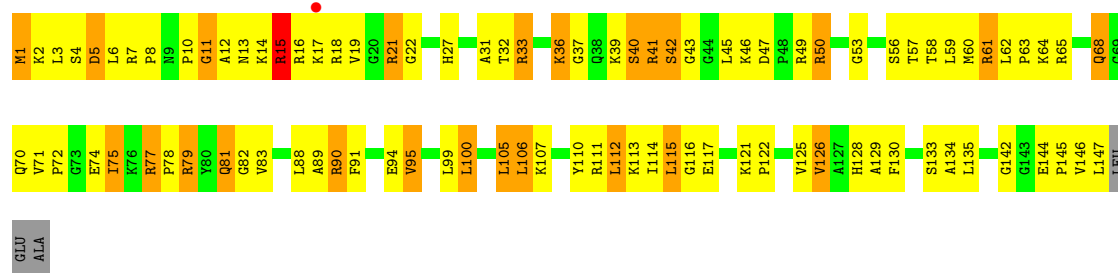


- Molecule 39: 50S ribosomal protein L14

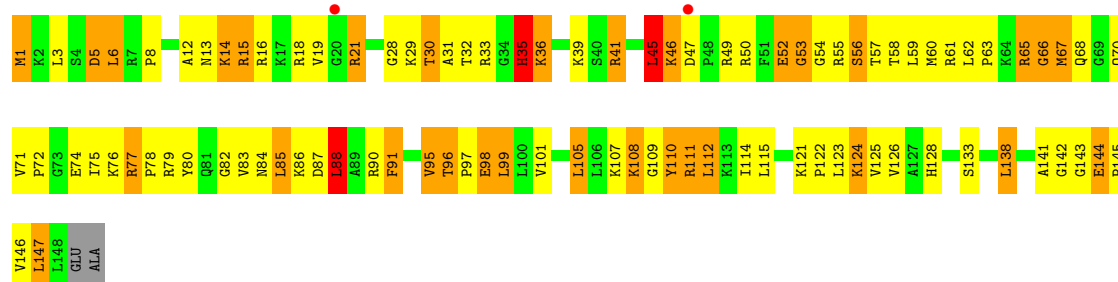
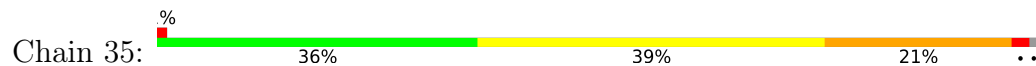


- Molecule 40: 50S ribosomal protein L15

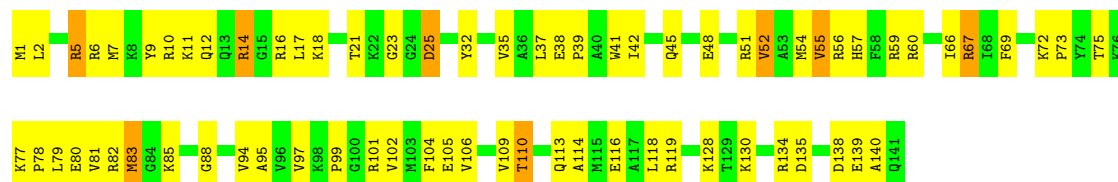




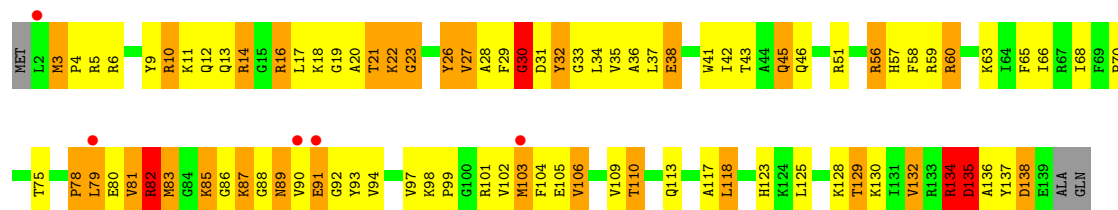
• Molecule 40: 50S ribosomal protein L15




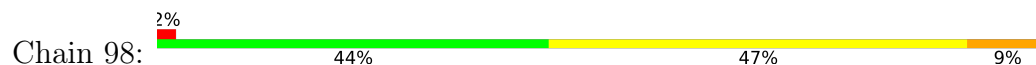
• Molecule 41: 50S ribosomal protein L16



• Molecule 41: 50S ribosomal protein L16



• Molecule 42: 50S ribosomal protein L17

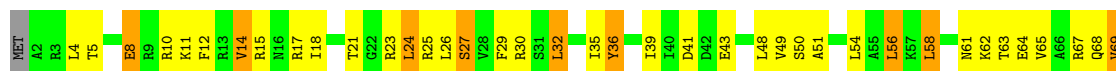




- Molecule 42: 50S ribosomal protein L17



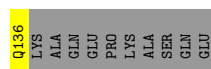
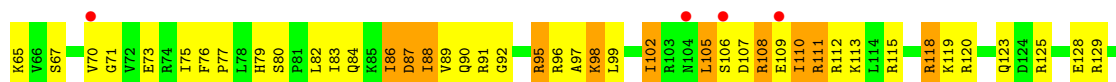
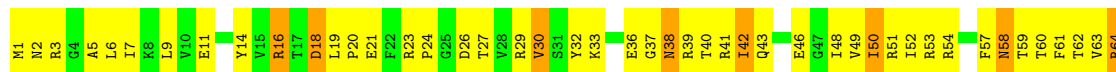
- Molecule 43: 50S ribosomal protein L18



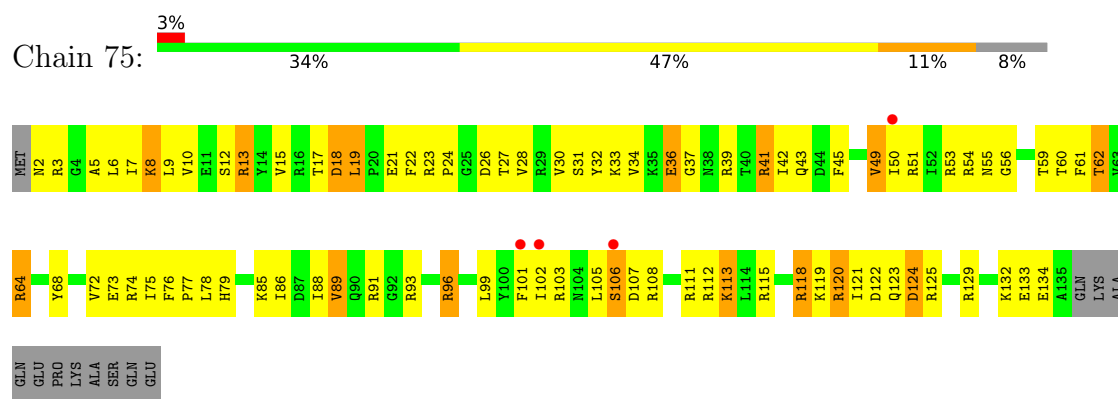
- Molecule 43: 50S ribosomal protein L18



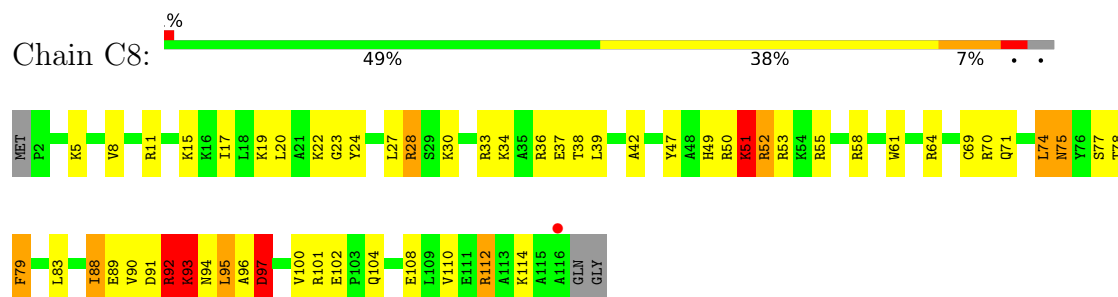
- Molecule 44: 50S ribosomal protein L19




- Molecule 44: 50S ribosomal protein L19



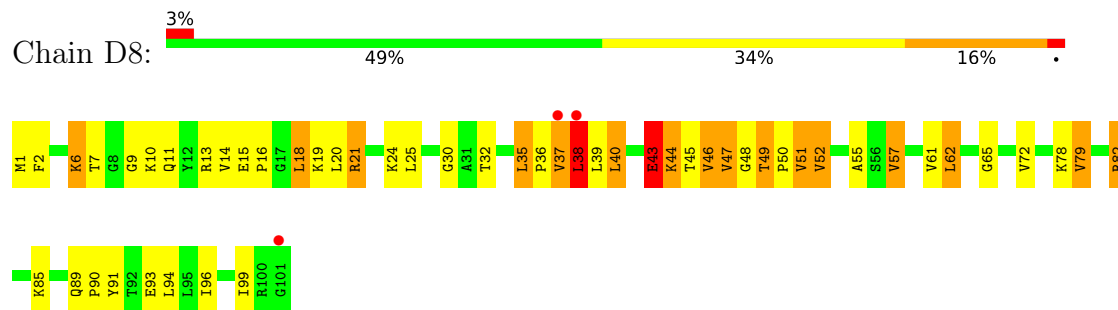
- Molecule 45: 50S ribosomal protein L20



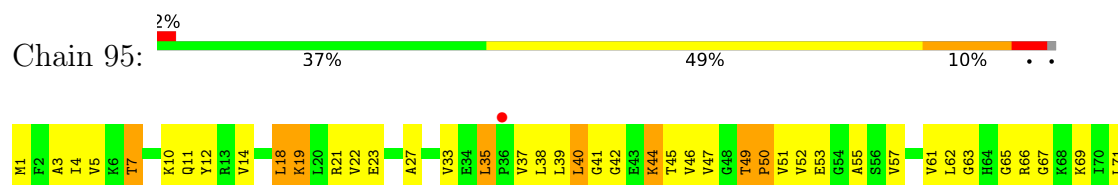
- Molecule 45: 50S ribosomal protein L20

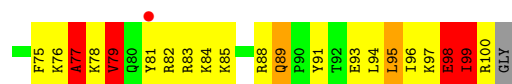


- Molecule 46: 50S ribosomal protein L21



- Molecule 46: 50S ribosomal protein L21

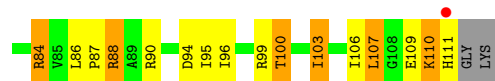





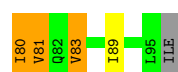
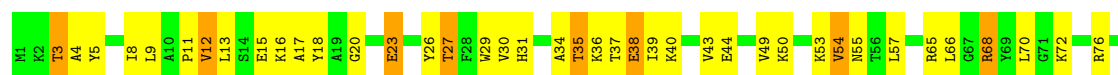
- Molecule 47: 50S ribosomal protein L22



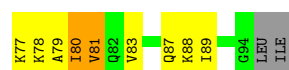
- Molecule 47: 50S ribosomal protein L22



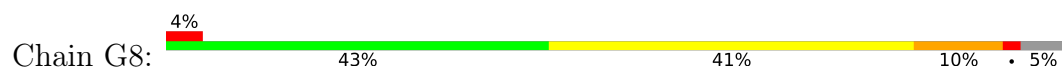
- Molecule 48: 50S ribosomal protein L23



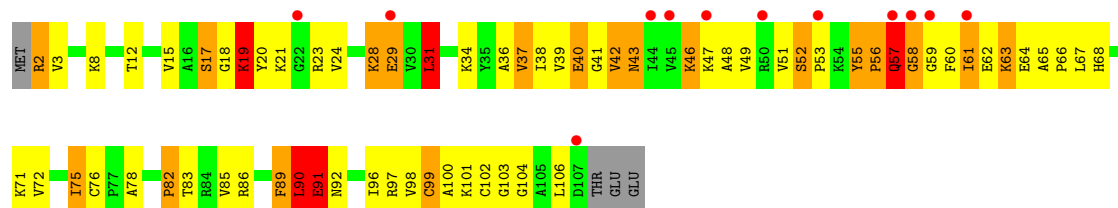
- Molecule 48: 50S ribosomal protein L23




- Molecule 49: 50S ribosomal protein L24



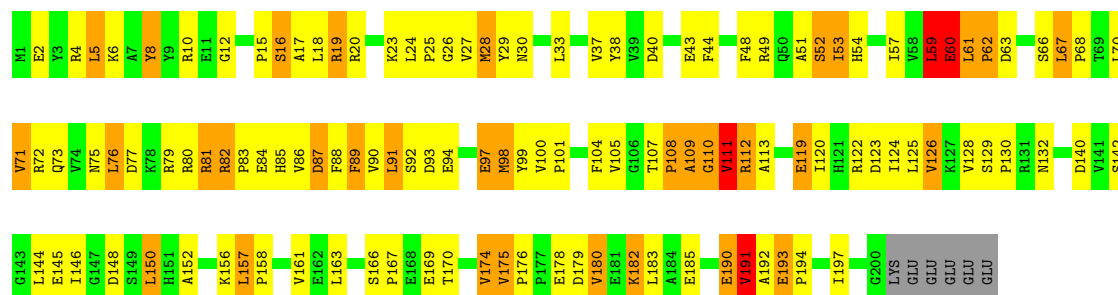
- Molecule 49: 50S ribosomal protein L24



- Molecule 50: 50S ribosomal protein L25

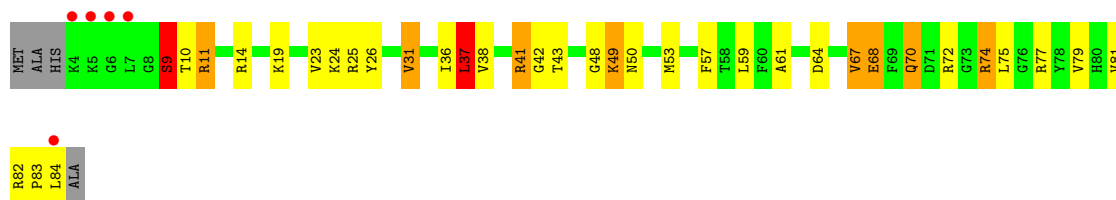


- Molecule 50: 50S ribosomal protein L25

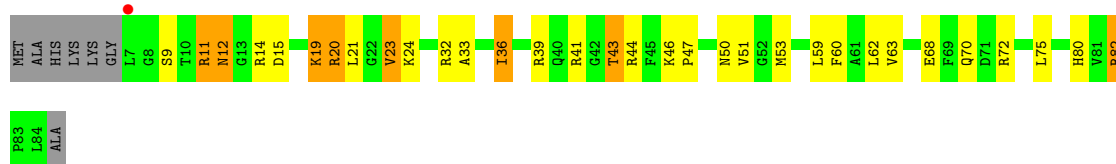


- Molecule 51: 50S ribosomal protein L27

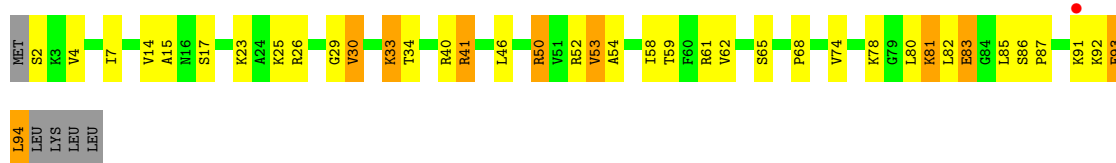




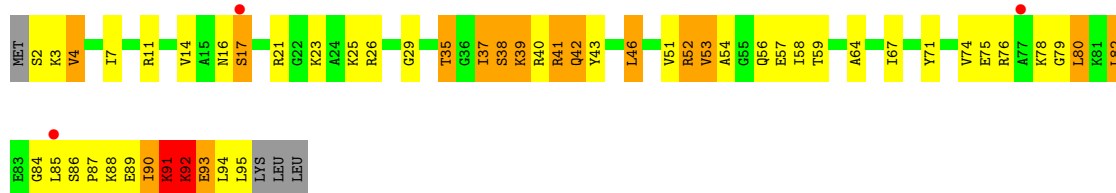
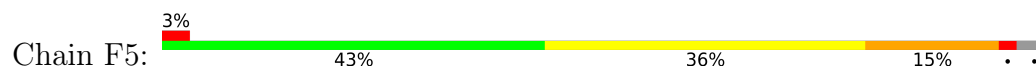
- Molecule 51: 50S ribosomal protein L27



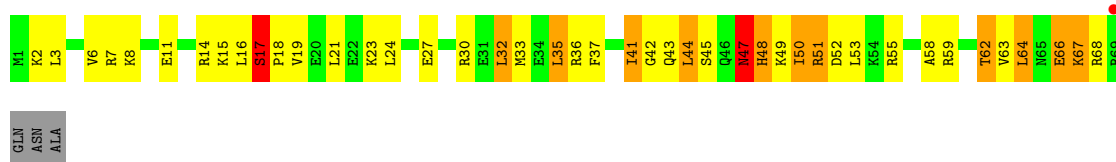
- Molecule 52: 50S ribosomal protein L28



- Molecule 52: 50S ribosomal protein L28

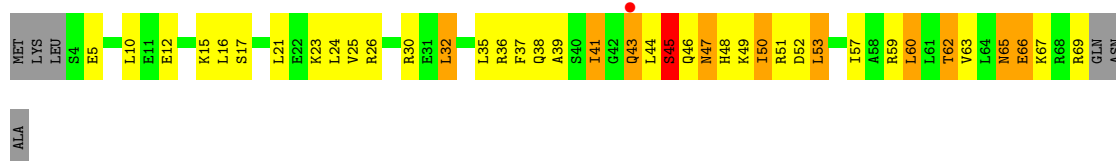


- Molecule 53: 50S ribosomal protein L29



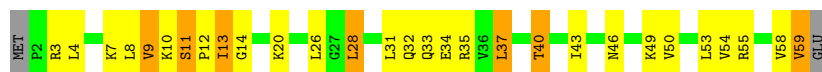
- Molecule 53: 50S ribosomal protein L29





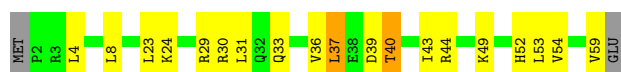
- Molecule 54: 50S ribosomal protein L30

Chain L8: 48% 37% 12%



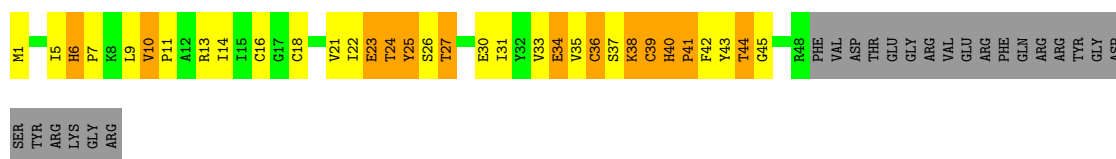
- Molecule 54: 50S ribosomal protein L30

Chain H5: 65% 28%



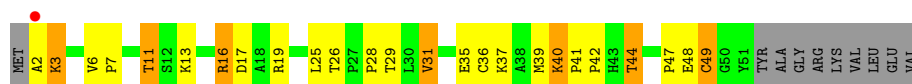
- Molecule 55: 50S ribosomal protein L31

Chain M8: 21% 28% 18% 32%



- Molecule 56: 50S ribosomal protein L32

Chain N8: 2% 42% 30% 12% 17%




- Molecule 56: 50S ribosomal protein L32

Chain J5: 47% 37% 10% 7%

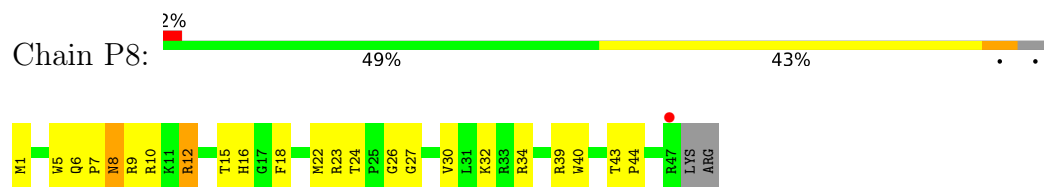


- Molecule 57: 50S ribosomal protein L33

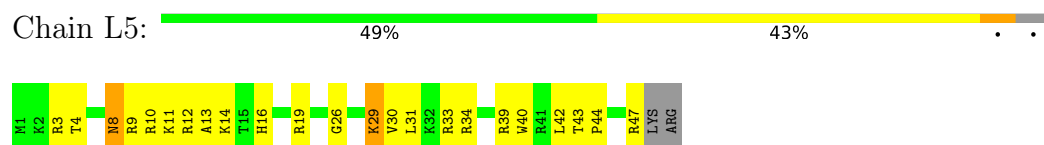
Chain O8: 2% 13% 50% 19% 17%



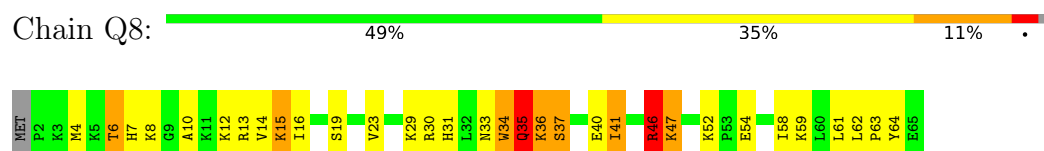
- Molecule 58: 50S ribosomal protein L34



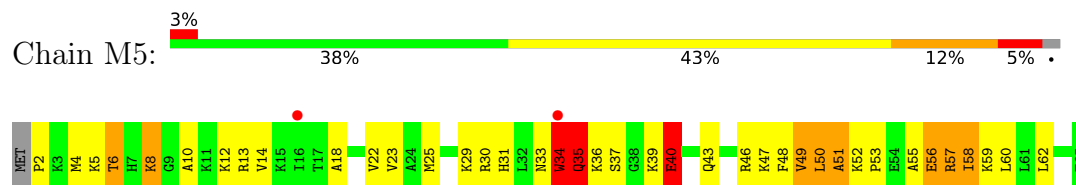
- Molecule 58: 50S ribosomal protein L34



- Molecule 59: 50S ribosomal protein L35



- Molecule 59: 50S ribosomal protein L35



4 Data and refinement statistics

Property	Value	Source
Space group	P 21 21 21	Depositor
Cell constants a, b, c, α , β , γ	210.05Å 449.39Å 618.66Å 90.00° 90.00° 90.00°	Depositor
Resolution (Å)	153.44 – 3.16 153.44 – 3.16	Depositor EDS
% Data completeness (in resolution range)	100.0 (153.44-3.16) 88.4 (153.44-3.16)	Depositor EDS
R_{merge}	0.38	Depositor
R_{sym}	(Not available)	Depositor
$\langle I/\sigma(I) \rangle$ ¹	0.57 (at 3.13Å)	Xtriage
Refinement program	PHENIX 1.12_2829	Depositor
R, R_{free}	(Not available) , (Not available) 0.195 , 0.240	Depositor DCC
R_{free} test set	986513 reflections (0.20%)	wwPDB-VP
Wilson B-factor (Å ²)	90.7	Xtriage
Anisotropy	0.246	Xtriage
Bulk solvent k_{sol} (e/Å ³), B_{sol} (Å ²)	0.25 , 25.1	EDS
L-test for twinning ²	$\langle L \rangle = 0.47$, $\langle L^2 \rangle = 0.30$	Xtriage
Estimated twinning fraction	No twinning to report.	Xtriage
F_o, F_c correlation	0.96	EDS
Total number of atoms	306138	wwPDB-VP
Average B, all atoms (Å ²)	112.0	wwPDB-VP

Xtriage's analysis on translational NCS is as follows: *The largest off-origin peak in the Patterson function is 1.45% of the height of the origin peak. No significant pseudotranslation is detected.*

¹Intensities estimated from amplitudes.

²Theoretical values of $\langle |L| \rangle$, $\langle L^2 \rangle$ for acentric reflections are 0.5, 0.333 respectively for untwinned datasets, and 0.375, 0.2 for perfectly twinned datasets.

5 Model quality ⓘ

5.1 Standard geometry ⓘ

Bond lengths and bond angles in the following residue types are not validated in this section: PSU, 2MA, RSP, 7MG, ZN, 5MU, SF4, OMC, MG, 4SU

The Z score for a bond length (or angle) is the number of standard deviations the observed value is removed from the expected value. A bond length (or angle) with $|Z| > 5$ is considered an outlier worth inspection. RMSZ is the root-mean-square of all Z scores of the bond lengths (or angles).

Mol	Chain	Bond lengths		Bond angles	
		RMSZ	$\# Z > 5$	RMSZ	$\# Z > 5$
1	13	0.81	8/36375 (0.0%)	1.50	549/56770 (1.0%)
1	1G	0.71	1/36309 (0.0%)	1.36	301/56668 (0.5%)
2	12	0.49	0/1959	0.70	4/2642 (0.2%)
2	1E	0.46	0/1908	0.65	1/2573 (0.0%)
3	22	0.43	0/1556	0.63	1/2098 (0.0%)
3	2E	0.50	0/1629	0.66	0/2195
4	32	0.48	0/1732	0.67	1/2318 (0.0%)
4	3E	0.50	0/1720	0.68	0/2305
5	42	0.49	0/1171	0.66	1/1576 (0.1%)
5	4E	0.50	0/1158	0.67	0/1559
6	52	0.52	0/855	0.65	1/1154 (0.1%)
6	5E	0.55	0/855	0.67	0/1154
7	62	0.48	0/1122	0.65	2/1500 (0.1%)
7	6E	0.44	0/1259	0.59	0/1686
8	72	0.40	0/1135	0.61	0/1527
8	7E	0.47	0/1135	0.66	0/1527
9	82	0.39	0/1002	0.58	0/1346
9	8E	0.44	0/1019	0.65	0/1367
10	1A	0.44	0/814	0.71	1/1095 (0.1%)
10	1I	0.52	0/814	0.71	0/1095
11	2A	0.45	0/850	0.60	0/1150
11	2I	0.52	0/838	0.67	0/1133
12	3A	0.50	0/963	0.73	0/1290
12	3I	0.59	0/972	0.80	0/1301
13	4A	0.42	0/897	0.69	1/1204 (0.1%)
13	4I	0.48	0/946	0.66	0/1270
14	5A	0.47	0/475	0.75	0/632
14	5I	0.56	0/508	0.74	0/674
15	6A	0.44	0/740	0.61	0/987
15	6I	0.49	0/740	0.62	0/987
16	7A	0.45	0/721	0.64	0/970
16	7I	0.46	0/716	0.67	0/963

Mol	Chain	Bond lengths		Bond angles	
		RMSZ	# Z >5	RMSZ	# Z >5
17	8A	0.51	0/836	0.64	0/1117
17	8I	0.58	1/847 (0.1%)	0.67	0/1131
18	9A	0.53	0/549	0.77	0/732
18	9I	0.51	0/549	0.75	0/732
19	AA	0.44	0/490	0.70	0/662
19	AI	0.54	0/657	0.82	0/885
20	BA	0.46	0/759	0.67	0/1000
20	BI	0.44	0/753	0.67	0/993
21	1B	0.38	0/212	0.66	0/277
21	1F	0.48	0/212	0.71	0/277
22	1K	0.78	3/1578 (0.2%)	1.35	12/2445 (0.5%)
22	1L	0.81	3/1623 (0.2%)	1.27	16/2517 (0.6%)
23	2K	0.90	1/1721 (0.1%)	1.64	42/2682 (1.6%)
23	2L	0.75	1/1721 (0.1%)	1.38	22/2682 (0.8%)
24	3K	0.82	0/1741	1.38	22/2703 (0.8%)
24	3L	0.84	0/1764	1.44	26/2741 (0.9%)
25	4K	0.92	0/521	1.37	1/812 (0.1%)
25	4L	0.79	1/420 (0.2%)	1.34	2/652 (0.3%)
26	14	0.94	72/69830 (0.1%)	1.65	1642/109010 (1.5%)
26	1H	1.08	153/69835 (0.2%)	1.82	2345/109020 (2.2%)
27	16	0.82	0/2928	1.65	67/4568 (1.5%)
27	1J	0.78	2/2928 (0.1%)	1.52	50/4568 (1.1%)
28	71	0.38	0/1066	0.59	0/1439
28	79	0.34	0/1031	0.58	1/1394 (0.1%)
29	11	0.76	3/2170 (0.1%)	0.94	6/2926 (0.2%)
29	19	0.65	1/2170 (0.0%)	0.87	4/2926 (0.1%)
30	21	0.62	0/1591	0.82	1/2146 (0.0%)
30	29	0.57	0/1591	0.79	0/2146
31	31	0.67	1/1620 (0.1%)	0.80	1/2194 (0.0%)
31	39	0.56	0/1645	0.78	1/2228 (0.0%)
32	41	0.53	1/1481 (0.1%)	0.74	2/1994 (0.1%)
32	49	0.44	0/1481	0.66	1/1994 (0.1%)
33	51	0.57	0/1337	0.87	2/1809 (0.1%)
33	59	0.45	0/1337	0.79	5/1809 (0.3%)
34	18	0.53	0/236	0.81	0/315
34	28	0.51	0/236	0.86	1/315 (0.3%)
35	61	0.48	0/1146	0.74	1/1551 (0.1%)
35	69	0.49	0/1146	0.73	1/1551 (0.1%)
36	38	0.62	1/1104 (0.1%)	1.25	16/1494 (1.1%)
37	48	0.42	0/1067	0.82	1/1448 (0.1%)
38	15	0.43	0/1123	0.64	0/1515
38	58	0.54	0/1123	0.74	1/1514 (0.1%)
39	25	0.58	0/942	0.78	2/1269 (0.2%)

Mol	Chain	Bond lengths		Bond angles	
		RMSZ	# Z >5	RMSZ	# Z >5
39	68	0.60	0/942	0.76	0/1269
40	35	0.60	0/1147	0.96	3/1525 (0.2%)
40	78	0.61	0/1139	0.95	2/1514 (0.1%)
41	45	0.59	0/1120	0.85	2/1498 (0.1%)
41	88	0.67	0/1134	0.83	0/1519
42	55	0.55	0/981	0.80	0/1312
42	98	0.54	0/981	0.78	0/1312
43	65	0.51	0/886	0.77	1/1180 (0.1%)
43	A8	0.57	0/891	0.90	3/1187 (0.3%)
44	75	0.68	1/1129 (0.1%)	0.71	0/1509
44	B8	0.58	0/1146	0.76	1/1531 (0.1%)
45	85	0.54	0/981	0.75	1/1306 (0.1%)
45	C8	0.64	0/968	0.87	4/1289 (0.3%)
46	95	0.55	0/785	0.78	0/1052
46	D8	0.66	0/789	0.86	5/1057 (0.5%)
47	A5	0.57	0/897	0.75	0/1204
47	E8	0.63	0/901	0.78	1/1209 (0.1%)
48	B5	0.63	0/752	0.74	0/1010
48	F8	0.67	0/757	0.79	0/1017
49	C5	0.53	0/798	0.83	2/1071 (0.2%)
49	G8	0.68	1/797 (0.1%)	0.79	1/1068 (0.1%)
50	D5	0.47	0/1615	0.77	2/2191 (0.1%)
50	H8	0.47	0/1359	0.78	2/1841 (0.1%)
51	E5	0.52	0/624	0.71	0/832
51	I8	0.74	2/638 (0.3%)	0.89	1/851 (0.1%)
52	F5	0.59	0/744	0.79	1/989 (0.1%)
52	J8	0.62	0/736	0.82	0/978
53	G5	0.61	0/560	0.71	0/741
53	K8	0.63	0/578	0.85	1/766 (0.1%)
54	H5	0.52	0/464	0.66	0/623
54	L8	0.58	0/464	0.72	0/623
55	M8	0.53	0/380	0.81	0/514
56	J5	0.61	0/448	0.74	0/606
56	N8	0.68	0/399	0.78	0/541
57	O8	0.69	0/396	1.08	3/529 (0.6%)
58	L5	0.65	0/417	0.84	1/550 (0.2%)
58	P8	0.73	0/409	0.95	2/540 (0.4%)
59	M5	0.83	3/524 (0.6%)	0.93	1/691 (0.1%)
59	Q8	0.67	0/524	0.91	2/691 (0.3%)
All	All	0.83	260/325210 (0.1%)	1.45	5199/486635 (1.1%)

Chiral center outliers are detected by calculating the chiral volume of a chiral center and verifying if the center is modelled as a planar moiety or with the opposite hand. A planarity outlier is detected

by checking planarity of atoms in a peptide group, atoms in a mainchain group or atoms of a sidechain that are expected to be planar.

Mol	Chain	#Chirality outliers	#Planarity outliers
2	12	0	3
2	1E	0	5
3	22	0	1
3	2E	0	1
4	32	0	4
4	3E	0	1
5	4E	0	1
9	8E	0	1
10	1I	0	1
12	3A	0	2
12	3I	0	3
13	4A	0	4
14	5I	0	1
18	9I	0	2
19	AA	0	2
19	AI	0	4
20	BA	0	4
20	BI	0	2
29	11	0	7
29	19	0	6
30	21	0	6
30	29	0	7
31	31	0	2
31	39	0	5
32	41	0	2
32	49	0	3
33	51	0	5
33	59	0	5
34	18	0	2
34	28	0	2
35	61	0	3
35	69	0	1
36	38	0	21
37	48	0	11
38	15	0	2
38	58	0	1
40	35	0	7
40	78	0	4
41	45	0	9
43	A8	0	1
44	75	0	1

Continued on next page...

Continued from previous page...

Mol	Chain	#Chirality outliers	#Planarity outliers
45	85	0	2
45	C8	0	4
46	95	0	4
46	D8	0	2
48	F8	0	1
49	C5	0	8
49	G8	0	3
50	D5	0	10
50	H8	0	2
52	F5	0	2
52	J8	0	1
53	G5	0	3
53	K8	0	1
55	M8	0	3
57	O8	0	2
59	M5	0	4
59	Q8	0	1
All	All	0	208

All (260) bond length outliers are listed below:

Mol	Chain	Res	Type	Atoms	Z	Observed(Å)	Ideal(Å)
26	14	783	A	N9-C4	-12.97	1.30	1.37
26	1H	774	A	N9-C4	-12.58	1.30	1.37
44	75	106	SER	CA-CB	11.37	1.70	1.52
29	11	239	ARG	C-N	-10.85	1.09	1.34
26	1H	2476	A	N9-C4	9.90	1.43	1.37
26	1H	783	A	N3-C4	-9.78	1.28	1.34
26	1H	1786	A	N9-C4	-9.55	1.32	1.37
26	1H	2346	A	N3-C4	-9.50	1.29	1.34
26	1H	1332	G	N9-C4	-9.31	1.30	1.38
26	14	783	A	N7-C5	-9.20	1.33	1.39
26	14	783	A	C5-C6	-9.15	1.32	1.41
26	14	945	A	C5-C6	-9.05	1.32	1.41
26	14	2169	A	N9-C4	9.04	1.43	1.37
26	1H	676	A	N9-C4	-8.92	1.32	1.37
26	1H	676	A	N9-C8	8.89	1.44	1.37
26	14	774	A	N9-C4	-8.80	1.32	1.37
26	14	783	A	N3-C4	-8.76	1.29	1.34
26	14	74	A	N9-C4	-8.71	1.32	1.37
1	13	792	A	C5-C6	-8.60	1.33	1.41
26	1H	1142(A)	A	N9-C4	-8.56	1.32	1.37

Continued on next page...

Continued from previous page...

Mol	Chain	Res	Type	Atoms	Z	Observed(Å)	Ideal(Å)
26	1H	783	A	N9-C4	-8.55	1.32	1.37
26	1H	2430	A	N9-C4	-8.51	1.32	1.37
26	1H	2032	G	N7-C5	-8.41	1.34	1.39
26	14	2346	A	N3-C4	-8.35	1.29	1.34
26	1H	2287	A	N9-C4	-8.29	1.32	1.37
26	1H	472	A	N3-C4	-8.15	1.29	1.34
26	1H	2448	A	N9-C4	-8.09	1.32	1.37
59	M5	34	TRP	CB-CG	7.85	1.64	1.50
26	1H	71	A	C5-C6	-7.72	1.34	1.41
27	1J	89(A)	A	N9-C4	7.63	1.42	1.37
22	1K	35	I	C5-C6	7.63	1.54	1.39
26	1H	783	A	N7-C5	-7.63	1.34	1.39
26	1H	71	A	N9-C4	-7.63	1.33	1.37
26	14	1950	G	C2-N3	7.60	1.38	1.32
26	1H	138	G	N9-C8	7.60	1.43	1.37
26	1H	2624	G	C8-N7	7.42	1.35	1.30
26	1H	676	A	C5-C4	7.36	1.44	1.38
26	14	2062	A	N7-C5	7.36	1.43	1.39
26	1H	2346	A	N9-C4	-7.34	1.33	1.37
26	1H	821	A	N7-C5	-7.31	1.34	1.39
1	13	1227	A	N9-C4	-7.31	1.33	1.37
26	14	1612	C	N1-C6	-7.28	1.32	1.37
26	14	2346	A	N9-C4	-7.26	1.33	1.37
26	1H	1786	A	N3-C4	-7.24	1.30	1.34
26	1H	783	A	C5-C6	-7.23	1.34	1.41
26	1H	1899	G	N9-C4	-7.17	1.32	1.38
26	14	74	A	N3-C4	-7.17	1.30	1.34
26	1H	140	A	C5-C6	-7.16	1.34	1.41
22	1L	35	I	N3-C4	7.08	1.50	1.35
26	14	1785	A	N7-C5	-7.00	1.35	1.39
26	1H	567	A	C5-C6	-6.97	1.34	1.41
26	1H	1614	A	N9-C4	-6.92	1.33	1.37
26	1H	1698	A	N3-C4	-6.89	1.30	1.34
26	1H	2448	A	N3-C4	-6.86	1.30	1.34
26	1H	2392	A	C5-C4	6.86	1.43	1.38
26	14	2287	A	N9-C4	-6.84	1.33	1.37
26	1H	828	U	N3-C4	-6.78	1.32	1.38
22	1L	35	I	C5-C6	6.77	1.52	1.39
26	1H	1698	A	N9-C4	-6.76	1.33	1.37
26	1H	829	A	N9-C4	-6.72	1.33	1.37
26	14	676	A	N9-C8	6.70	1.43	1.37
26	1H	621	A	N9-C4	-6.66	1.33	1.37

Continued on next page...

Continued from previous page...

Mol	Chain	Res	Type	Atoms	Z	Observed(Å)	Ideal(Å)
26	1H	2713	A	C5-C4	6.65	1.43	1.38
26	1H	1616	A	C5-C6	-6.61	1.35	1.41
29	11	30	GLU	CG-CD	6.56	1.61	1.51
26	1H	1678	G	N9-C4	-6.54	1.32	1.38
26	1H	2062	A	N7-C5	6.54	1.43	1.39
26	14	2433	A	N7-C5	-6.51	1.35	1.39
26	1H	945	A	N7-C5	-6.49	1.35	1.39
26	1H	71	A	C6-N6	-6.48	1.28	1.33
22	1K	35	I	N3-C4	6.47	1.48	1.35
26	14	90	U	N1-C2	6.47	1.44	1.38
26	1H	472	A	N9-C4	-6.43	1.33	1.37
26	14	945	A	N9-C4	-6.38	1.34	1.37
26	1H	1683	C	N3-C4	-6.38	1.29	1.33
26	1H	766	C	N1-C6	-6.37	1.33	1.37
31	31	65	TRP	CB-CG	-6.37	1.38	1.50
32	41	140	ILE	C-N	-6.36	1.19	1.34
26	14	1142(A)	A	N9-C4	-6.35	1.34	1.37
26	1H	1378	A	N9-C4	-6.34	1.34	1.37
26	1H	587	C	N1-C6	-6.34	1.33	1.37
26	1H	2392	A	N9-C8	6.34	1.42	1.37
26	1H	330	A	N9-C4	-6.33	1.34	1.37
26	14	1786	A	N9-C4	-6.30	1.34	1.37
26	1H	122	G	N9-C4	-6.29	1.32	1.38
26	1H	1365	A	N3-C4	-6.27	1.31	1.34
26	1H	1786	A	N7-C5	-6.25	1.35	1.39
1	13	1502	A	C5-C6	-6.19	1.35	1.41
26	1H	197	A	N3-C4	-6.18	1.31	1.34
26	14	1308	A	C6-N1	-6.17	1.31	1.35
26	1H	2377	A	N9-C4	-6.15	1.34	1.37
26	14	1698	A	N9-C4	-6.14	1.34	1.37
26	1H	2624	G	N7-C5	6.11	1.43	1.39
23	2L	77	A	N9-C4	-6.09	1.34	1.37
1	13	792	A	N9-C4	-6.08	1.34	1.37
26	1H	1202	C	N1-C6	-6.08	1.33	1.37
26	1H	2082	A	N3-C4	-6.08	1.31	1.34
26	14	945	A	N7-C5	-6.06	1.35	1.39
26	1H	1616	A	N7-C5	-6.05	1.35	1.39
26	1H	449	A	C5-C6	-6.04	1.35	1.41
26	1H	528	A	N9-C4	-6.04	1.34	1.37
26	1H	1899	G	N3-C4	-6.04	1.31	1.35
26	14	2518	A	N9-C4	-6.04	1.34	1.37
26	1H	774	A	C5-C6	-6.03	1.35	1.41

Continued on next page...

Continued from previous page...

Mol	Chain	Res	Type	Atoms	Z	Observed(Å)	Ideal(Å)
26	1H	805	G	N7-C5	-6.02	1.35	1.39
26	1H	1786	A	C5-C6	-6.02	1.35	1.41
26	1H	2254	C	N1-C2	-6.02	1.34	1.40
26	1H	2058	A	N3-C4	-6.00	1.31	1.34
26	1H	2608	G	C2-N3	-5.98	1.27	1.32
26	14	1142(A)	A	N3-C4	-5.96	1.31	1.34
23	2K	77	A	N9-C4	-5.95	1.34	1.37
26	1H	793	A	N7-C5	-5.93	1.35	1.39
26	1H	775	G	N9-C8	-5.92	1.33	1.37
26	1H	1698	A	C5-C6	-5.92	1.35	1.41
26	1H	2430	A	N7-C5	-5.91	1.35	1.39
26	1H	74	A	N9-C4	-5.91	1.34	1.37
26	14	1678	G	N9-C4	-5.91	1.33	1.38
26	1H	265	A	N9-C4	-5.90	1.34	1.37
26	1H	1950	G	C2-N3	5.87	1.37	1.32
26	14	675	A	N9-C4	-5.87	1.34	1.37
29	11	258	LYS	CD-CE	5.86	1.65	1.51
26	1H	777	A	N3-C4	-5.82	1.31	1.34
26	14	396	G	N7-C5	-5.81	1.35	1.39
26	1H	330	A	C5-C6	-5.77	1.35	1.41
26	1H	2070	G	N9-C8	-5.76	1.33	1.37
26	14	1678	G	N3-C4	-5.75	1.31	1.35
26	14	1780	A	N3-C4	-5.74	1.31	1.34
26	1H	1931	U	N3-C4	-5.74	1.33	1.38
1	13	810	C	N1-C6	-5.73	1.33	1.37
26	1H	787	U	C2-O2	-5.73	1.17	1.22
26	14	2441	C	N3-C4	-5.72	1.29	1.33
26	1H	204	A	N3-C4	-5.71	1.31	1.34
26	1H	1689	A	N9-C4	-5.71	1.34	1.37
51	I8	68	GLU	CG-CD	5.67	1.60	1.51
26	1H	57	C	N3-C4	-5.66	1.29	1.33
26	1H	2490	G	N9-C8	5.66	1.41	1.37
26	14	1616	A	C5-C6	-5.65	1.35	1.41
26	14	2430	A	N9-C4	-5.63	1.34	1.37
26	1H	795	C	N1-C6	-5.62	1.33	1.37
26	14	1021	A	N9-C4	-5.60	1.34	1.37
26	14	2440	C	N1-C6	-5.60	1.33	1.37
26	1H	181	A	C6-N1	-5.58	1.31	1.35
26	1H	2593	U	C2-N3	-5.57	1.33	1.37
26	14	821	A	N7-C5	-5.57	1.35	1.39
25	4L	15	A	N9-C4	5.56	1.41	1.37
26	14	784	A	N7-C5	-5.56	1.35	1.39

Continued on next page...

Continued from previous page...

Mol	Chain	Res	Type	Atoms	Z	Observed(Å)	Ideal(Å)
26	1H	2503	A	C5-C6	-5.55	1.36	1.41
26	14	2518	A	C5-C6	-5.55	1.36	1.41
26	14	2510	C	N1-C6	-5.54	1.33	1.37
26	14	2589	A	N9-C4	-5.54	1.34	1.37
26	1H	122	G	N7-C5	-5.53	1.35	1.39
26	14	774	A	C5-C6	-5.53	1.36	1.41
26	1H	472	A	C5-C4	-5.52	1.34	1.38
26	1H	1313	U	C4-C5	-5.51	1.38	1.43
26	1H	2490	G	N9-C4	-5.50	1.33	1.38
17	8I	24	GLU	CG-CD	5.49	1.60	1.51
26	1H	939	G	N3-C4	-5.48	1.31	1.35
26	1H	945	A	C5-C6	-5.47	1.36	1.41
26	1H	777	A	N9-C4	-5.47	1.34	1.37
26	1H	1142(A)	A	N3-C4	-5.46	1.31	1.34
26	1H	2067	G	N3-C4	-5.44	1.31	1.35
1	13	84	U	N1-C2	5.44	1.43	1.38
26	1H	415	A	N7-C5	-5.44	1.35	1.39
26	1H	2561	A	N9-C4	-5.44	1.34	1.37
26	1H	1365	A	N9-C4	-5.43	1.34	1.37
26	14	1633	G	N7-C5	-5.42	1.35	1.39
26	1H	2288	A	N3-C4	5.42	1.38	1.34
26	1H	774	A	N3-C4	-5.42	1.31	1.34
26	1H	225	A	N9-C4	-5.42	1.34	1.37
26	14	1786	A	C5-C6	-5.42	1.36	1.41
26	1H	2032	G	C5-C6	-5.41	1.36	1.42
26	1H	1496	A	N7-C5	-5.41	1.36	1.39
26	1H	2032	G	C6-N1	-5.41	1.35	1.39
29	19	30	GLU	CG-CD	5.40	1.60	1.51
26	1H	698	C	N1-C6	-5.39	1.33	1.37
26	1H	1332	G	N3-C4	-5.39	1.31	1.35
26	1H	1308	A	N3-C4	-5.39	1.31	1.34
1	13	356	A	N7-C5	5.38	1.42	1.39
26	1H	2241	A	N9-C4	-5.38	1.34	1.37
22	1L	35	I	C2-N3	5.38	1.46	1.35
26	1H	140	A	N9-C4	-5.38	1.34	1.37
1	13	792	A	N7-C5	-5.38	1.36	1.39
26	1H	689	A	N9-C4	-5.37	1.34	1.37
26	1H	2868	A	N9-C4	5.36	1.41	1.37
26	1H	2688	U	N3-C4	-5.36	1.33	1.38
26	1H	2505	G	C2-N3	-5.36	1.28	1.32
59	M5	40	GLU	CB-CG	5.36	1.62	1.52
26	14	1302	A	C6-N1	-5.35	1.31	1.35

Continued on next page...

Continued from previous page...

Mol	Chain	Res	Type	Atoms	Z	Observed(Å)	Ideal(Å)
26	1H	1792	G	C6-N1	-5.34	1.35	1.39
26	14	530	G	C2-N3	5.33	1.37	1.32
26	1H	1916	A	N3-C4	-5.31	1.31	1.34
26	1H	2581	G	N7-C5	-5.31	1.36	1.39
26	1H	1262	A	N9-C4	-5.30	1.34	1.37
26	1H	2830	G	N7-C5	-5.29	1.36	1.39
26	14	1627	G	C6-N1	-5.28	1.35	1.39
26	1H	693	C	N3-C4	-5.28	1.30	1.33
26	1H	1367	A	C5-C6	-5.26	1.36	1.41
26	1H	1659	U	N1-C2	-5.26	1.33	1.38
26	14	1785	A	N9-C8	-5.25	1.33	1.37
26	1H	784	A	N9-C4	-5.25	1.34	1.37
26	1H	1899	G	N9-C8	5.24	1.41	1.37
26	1H	722	A	N9-C4	-5.23	1.34	1.37
26	14	788	A	N9-C4	5.23	1.41	1.37
1	1G	1127	G	N9-C4	5.23	1.42	1.38
26	1H	5	A	N9-C4	5.22	1.41	1.37
26	1H	2346	A	N7-C5	-5.22	1.36	1.39
26	14	2062	A	N3-C4	5.21	1.38	1.34
26	1H	390	A	N3-C4	-5.21	1.31	1.34
26	14	2430	A	N3-C4	-5.21	1.31	1.34
26	14	2488	A	N9-C4	-5.20	1.34	1.37
26	1H	774	A	C2-N3	-5.19	1.28	1.33
26	14	1363	C	N3-C4	-5.19	1.30	1.33
26	14	1657	C	N3-C4	-5.18	1.30	1.33
26	1H	2430	A	C5-C6	-5.18	1.36	1.41
26	14	792	G	C6-N1	-5.18	1.35	1.39
26	14	1426	G	N1-C2	5.17	1.41	1.37
26	14	1616	A	N9-C4	-5.17	1.34	1.37
26	14	1899	G	C2-N3	5.16	1.36	1.32
26	1H	2252	G	N9-C8	-5.16	1.34	1.37
26	14	1899	G	C5-C4	5.16	1.42	1.38
26	14	2612	C	N3-C4	5.16	1.37	1.33
26	14	216	A	N9-C4	-5.16	1.34	1.37
26	1H	1021	A	N9-C4	-5.16	1.34	1.37
26	1H	1184	G	N3-C4	5.15	1.39	1.35
26	1H	1888	G	N9-C4	5.15	1.42	1.38
26	1H	830	G	N7-C5	-5.14	1.36	1.39
22	1K	35	I	C2-N3	5.14	1.46	1.35
26	1H	2502	G	C6-N1	-5.14	1.35	1.39
26	1H	1931	U	C2-N3	-5.14	1.34	1.37
26	1H	1978	A	N7-C5	-5.13	1.36	1.39

Continued on next page...

Continued from previous page...

Mol	Chain	Res	Type	Atoms	Z	Observed(Å)	Ideal(Å)
26	1H	2248	C	N3-C4	-5.13	1.30	1.33
26	1H	2611	U	N3-C4	-5.13	1.33	1.38
26	1H	1639	U	C2-N3	-5.12	1.34	1.37
36	38	85	ASP	C-N	5.12	1.44	1.34
26	14	2675	A	N9-C4	-5.11	1.34	1.37
26	1H	787	U	C2-N3	-5.10	1.34	1.37
26	14	1890	A	N9-C4	-5.09	1.34	1.37
26	14	1963	U	N1-C2	5.09	1.43	1.38
26	1H	1772	G	N9-C8	-5.09	1.34	1.37
26	14	2062	A	C6-N1	5.08	1.39	1.35
26	1H	678	C	N1-C6	-5.08	1.34	1.37
26	1H	2044	C	N1-C6	-5.07	1.34	1.37
26	1H	2713	A	N9-C4	-5.07	1.34	1.37
26	14	463	G	N9-C8	-5.07	1.34	1.37
26	1H	1676	A	N9-C4	-5.07	1.34	1.37
26	1H	1689	A	N3-C4	-5.07	1.31	1.34
26	14	531	C	N1-C6	-5.06	1.34	1.37
27	1J	89(A)	A	N3-C4	5.06	1.37	1.34
26	14	1379	A	C5-C6	-5.05	1.36	1.41
26	14	1187	G	N3-C4	-5.04	1.31	1.35
51	I8	68	GLU	CB-CG	5.04	1.61	1.52
26	1H	587	C	N3-C4	-5.04	1.30	1.33
26	1H	829	A	N7-C5	-5.04	1.36	1.39
49	G8	84	ARG	CB-CG	5.04	1.66	1.52
26	14	2873	A	N7-C5	-5.03	1.36	1.39
26	1H	1264	G	C6-N1	-5.02	1.36	1.39
59	M5	56	GLU	CG-CD	5.02	1.59	1.51
26	1H	1564	C	N3-C4	-5.01	1.30	1.33
26	1H	1263	U	C4-O4	-5.01	1.19	1.23
26	14	668	G	N9-C4	-5.01	1.33	1.38

All (5199) bond angle outliers are listed below:

Mol	Chain	Res	Type	Atoms	Z	Observed(°)	Ideal(°)
26	14	945	A	N1-C6-N6	19.92	130.55	118.60
26	1H	676	A	C2-N3-C4	-19.33	100.94	110.60
26	1H	945	A	N1-C6-N6	17.89	129.34	118.60
26	14	783	A	C5-N7-C8	-17.43	95.19	103.90
26	14	783	A	C2-N3-C4	-17.33	101.93	110.60
26	1H	2430	A	C2-N3-C4	-17.23	101.98	110.60
26	1H	1899	G	N3-C4-N9	-17.19	115.69	126.00
1	13	792	A	N1-C6-N6	17.18	128.91	118.60

Continued on next page...

Continued from previous page...

Mol	Chain	Res	Type	Atoms	Z	Observed(°)	Ideal(°)
26	14	783	A	N1-C6-N6	17.14	128.89	118.60
26	1H	945	A	C6-C5-N7	-17.12	120.31	132.30
26	14	774	A	C2-N3-C4	-16.84	102.18	110.60
26	1H	1332	G	C2-N3-C4	-16.65	103.58	111.90
26	1H	1786	A	C5-N7-C8	-15.98	95.91	103.90
26	1H	774	A	C2-N3-C4	-15.73	102.73	110.60
26	14	945	A	C2-N3-C4	-15.62	102.79	110.60
26	1H	1786	A	N7-C8-N9	15.57	121.58	113.80
26	1H	1786	A	C2-N3-C4	-15.55	102.83	110.60
26	14	945	A	C6-C5-N7	-15.49	121.45	132.30
26	14	74	A	C2-N3-C4	-15.47	102.86	110.60
26	1H	828	U	C5-C4-O4	15.39	135.13	125.90
26	1H	1332	G	N3-C4-C5	15.35	136.28	128.60
26	14	783	A	C4-C5-N7	15.18	118.29	110.70
26	1H	140	A	C5-N7-C8	-15.13	96.34	103.90
26	1H	2287	A	C2-N3-C4	-14.99	103.11	110.60
26	1H	1899	G	C2-N3-C4	-14.65	104.57	111.90
26	1H	917	A	C2-N3-C4	-14.61	103.30	110.60
26	1H	783	A	C5-N7-C8	-14.49	96.65	103.90
26	1H	2346	A	N1-C2-N3	14.44	136.52	129.30
26	14	783	A	C6-C5-N7	-14.40	122.22	132.30
26	14	2490	G	C6-C5-N7	-14.40	121.76	130.40
26	1H	774	A	N3-C4-C5	14.22	136.76	126.80
1	13	690	G	C6-C5-N7	-14.15	121.91	130.40
26	1H	330	A	C2-N3-C4	-14.08	103.56	110.60
26	1H	1496	A	N7-C8-N9	13.86	120.73	113.80
26	1H	682	G	O5'-P-OP2	-13.79	93.29	105.70
26	1H	1496	A	C8-N9-C4	-13.75	100.30	105.80
26	1H	140	A	N1-C6-N6	13.69	126.81	118.60
26	14	2275	C	C6-N1-C2	-13.56	114.88	120.30
26	1H	1950	G	N7-C8-N9	13.48	119.84	113.10
26	1H	621	A	C2-N3-C4	-13.43	103.88	110.60
26	1H	71	A	C2-N3-C4	-13.40	103.90	110.60
26	1H	1698	A	C2-N3-C4	-13.32	103.94	110.60
26	1H	1899	G	N3-C4-C5	13.32	135.26	128.60
26	1H	1950	G	C5-N7-C8	-13.29	97.66	104.30
1	13	84	U	N3-C2-O2	-13.28	112.90	122.20
26	14	1786	A	C2-N3-C4	-13.28	103.96	110.60
26	14	945	A	C4-C5-N7	13.23	117.32	110.70
26	1H	1332	G	C5-N7-C8	-13.21	97.69	104.30
26	1H	1931	U	N3-C2-O2	-13.06	113.06	122.20
26	1H	783	A	N1-C6-N6	13.05	126.43	118.60

Continued on next page...

Continued from previous page...

Mol	Chain	Res	Type	Atoms	Z	Observed(°)	Ideal(°)
26	14	1786	A	C5-N7-C8	-13.04	97.38	103.90
1	13	792	A	C4-C5-N7	13.01	117.20	110.70
1	13	690	G	C4-N9-C1'	12.96	143.35	126.50
26	14	1496	A	N7-C8-N9	12.94	120.27	113.80
26	1H	676	A	N3-C4-C5	12.92	135.84	126.80
26	1H	624	C	O5'-P-OP1	-12.91	94.08	105.70
27	16	13	A	O5'-P-OP2	-12.88	94.10	105.70
26	1H	783	A	C6-C5-N7	-12.88	123.29	132.30
26	1H	774	A	N3-C4-N9	-12.85	117.12	127.40
26	1H	140	A	C4-C5-N7	12.83	117.11	110.70
26	1H	2346	A	C2-N3-C4	-12.80	104.20	110.60
26	14	1332	G	N7-C8-N9	12.80	119.50	113.10
26	1H	2430	A	N1-C6-N6	12.80	126.28	118.60
26	1H	839	U	O5'-P-OP2	-12.79	94.19	105.70
1	13	422	C	C6-N1-C2	-12.77	115.19	120.30
26	1H	1332	G	N3-C4-N9	-12.77	118.34	126.00
26	1H	71	A	C5-N7-C8	-12.77	97.52	103.90
26	1H	917	A	N1-C2-N3	12.76	135.68	129.30
26	1H	74	A	C2-N3-C4	-12.75	104.22	110.60
26	1H	783	A	C2-N3-C4	-12.71	104.24	110.60
26	1H	2598	A	O5'-P-OP1	-12.66	94.30	105.70
26	1H	621	A	N1-C6-N6	12.64	126.19	118.60
26	1H	783	A	N7-C8-N9	12.64	120.12	113.80
26	14	2490	G	C4-C5-N7	12.59	115.83	110.80
26	1H	945	A	C5-N7-C8	-12.57	97.61	103.90
26	1H	2830	G	C8-N9-C4	-12.46	101.42	106.40
26	14	1332	G	C6-C5-N7	-12.42	122.95	130.40
26	1H	1950	G	C4-C5-N7	12.39	115.76	110.80
26	14	71	A	C5-N7-C8	-12.37	97.71	103.90
26	14	1496	A	C8-N9-C4	-12.29	100.88	105.80
26	1H	945	A	C4-C5-C6	12.29	123.14	117.00
26	14	74	A	C5-C6-N1	-12.27	111.56	117.70
26	1H	621	A	C5-N7-C8	-12.20	97.80	103.90
26	1H	140	A	N7-C8-N9	12.18	119.89	113.80
26	14	2062	A	C8-N9-C4	12.06	110.62	105.80
26	1H	2830	G	N7-C8-N9	12.04	119.12	113.10
26	1H	774	A	C5-C6-N1	-11.92	111.74	117.70
26	14	1698	A	N1-C6-N6	11.90	125.74	118.60
26	14	1616	A	C5-N7-C8	-11.89	97.96	103.90
26	1H	2490	G	C5-N7-C8	-11.88	98.36	104.30
27	1J	88	C	C5-C6-N1	11.88	126.94	121.00
1	13	690	G	C8-N9-C1'	-11.88	111.56	127.00

Continued on next page...

Continued from previous page...

Mol	Chain	Res	Type	Atoms	Z	Observed(°)	Ideal(°)
26	1H	1698	A	N1-C6-N6	11.88	125.73	118.60
26	14	774	A	N3-C4-C5	11.87	135.11	126.80
26	14	2346	A	C2-N3-C4	-11.82	104.69	110.60
26	14	1899	G	N1-C2-N2	-11.78	105.60	116.20
26	1H	62	C	C6-N1-C2	11.73	124.99	120.30
26	1H	945	A	C4-C5-N7	11.69	116.54	110.70
26	14	1786	A	N7-C8-N9	11.68	119.64	113.80
26	1H	1698	A	C6-C5-N7	-11.68	124.12	132.30
26	1H	567	A	N1-C6-N6	11.68	125.61	118.60
26	1H	664	C	C5-C6-N1	-11.67	115.17	121.00
26	14	2360	A	O5'-P-OP1	-11.65	95.21	105.70
23	2L	77	A	C8-N9-C4	11.65	110.46	105.80
26	1H	2392	A	N7-C8-N9	11.64	119.62	113.80
26	1H	788	A	N1-C6-N6	11.64	125.58	118.60
36	38	134	LEU	CA-CB-CG	11.63	142.05	115.30
26	1H	676	A	C5-N7-C8	-11.62	98.09	103.90
26	1H	783	A	C8-N9-C4	-11.58	101.17	105.80
26	1H	809	G	C5-C6-O6	-11.56	121.66	128.60
26	14	741	G	O5'-P-OP1	-11.53	95.32	105.70
26	14	783	A	N7-C8-N9	11.52	119.56	113.80
26	14	945	A	C5-N7-C8	-11.50	98.15	103.90
26	14	1332	G	C5-N7-C8	-11.47	98.56	104.30
26	1H	945	A	N7-C8-N9	11.44	119.52	113.80
26	1H	577	G	O5'-P-OP1	11.42	124.40	110.70
26	1H	2146	C	N1-C2-O2	11.41	125.75	118.90
1	13	792	A	C6-C5-N7	-11.39	124.32	132.30
1	13	893	C	C6-N1-C2	11.38	124.85	120.30
26	1H	2253	G	N1-C6-O6	11.38	126.72	119.90
26	1H	1786	A	C6-C5-N7	-11.37	124.34	132.30
26	1H	140	A	C6-C5-N7	-11.35	124.35	132.30
26	1H	1899	G	N3-C2-N2	-11.32	111.98	119.90
26	1H	2346	A	O4'-C1'-N9	11.31	117.25	108.20
26	1H	676	A	N3-C4-N9	-11.29	118.37	127.40
26	1H	1950	G	C6-C5-N7	-11.29	123.63	130.40
26	1H	2392	A	C5-N7-C8	-11.28	98.26	103.90
26	1H	71	A	N1-C6-N6	11.27	125.36	118.60
26	1H	593	G	O5'-P-OP2	-11.23	95.59	105.70
26	14	678	C	C6-N1-C2	11.21	124.79	120.30
26	1H	2490	G	C4-C5-N7	11.20	115.28	110.80
23	2K	77	A	C8-N9-C4	11.17	110.27	105.80
26	1H	1931	U	C5-C4-O4	11.13	132.58	125.90
26	14	2287	A	C2-N3-C4	-11.12	105.04	110.60

Continued on next page...

Continued from previous page...

Mol	Chain	Res	Type	Atoms	Z	Observed(°)	Ideal(°)
26	14	1950	G	N7-C8-N9	11.12	118.66	113.10
26	1H	71	A	C6-C5-N7	-11.09	124.53	132.30
26	14	676	A	C5-N7-C8	-11.09	98.36	103.90
26	14	330	A	C2-N3-C4	-11.08	105.06	110.60
26	1H	2490	G	N3-C4-C5	11.05	134.13	128.60
26	14	2518	A	N1-C6-N6	11.05	125.23	118.60
26	1H	2713	A	C2-N3-C4	-11.04	105.08	110.60
26	14	1616	A	C4-C5-N7	11.03	116.21	110.70
26	1H	729	G	C8-N9-C4	-10.90	102.04	106.40
26	1H	1616	A	C4-C5-N7	10.88	116.14	110.70
1	13	792	A	O4'-C1'-N9	10.86	116.89	108.20
26	1H	1193	G	C8-N9-C4	10.86	110.74	106.40
26	1H	1790	C	N1-C2-O2	-10.84	112.39	118.90
26	14	2873	A	N1-C6-N6	10.83	125.10	118.60
1	13	690	G	O4'-C1'-N9	10.78	116.82	108.20
26	1H	1678	G	C5-N7-C8	-10.78	98.91	104.30
26	1H	678	C	C6-N1-C2	10.77	124.61	120.30
26	1H	783	A	C4-C5-N7	10.74	116.07	110.70
26	14	774	A	N1-C6-N6	10.73	125.04	118.60
26	1H	265	A	C2-N3-C4	-10.71	105.25	110.60
26	1H	789	A	O5'-P-OP1	-10.66	96.11	105.70
26	1H	74	A	N7-C8-N9	10.65	119.12	113.80
26	1H	580	C	C6-N1-C2	-10.64	116.04	120.30
26	1H	2598	A	O5'-P-OP2	10.61	123.43	110.70
26	14	1284	A	O5'-P-OP2	-10.60	96.16	105.70
26	14	2430	A	N1-C6-N6	10.58	124.95	118.60
1	13	792	A	C5-N7-C8	-10.57	98.61	103.90
26	1H	2465	C	C6-N1-C2	10.57	124.53	120.30
26	1H	202	U	C5-C4-O4	-10.56	119.56	125.90
26	14	1950	G	C8-N9-C4	-10.56	102.18	106.40
26	1H	621	A	C4-C5-N7	10.55	115.98	110.70
26	14	945	A	N9-C4-C5	-10.55	101.58	105.80
26	1H	2713	A	N7-C8-N9	10.54	119.07	113.80
26	1H	1786	A	C8-N9-C4	-10.53	101.59	105.80
26	1H	1616	A	C5-N7-C8	-10.52	98.64	103.90
26	1H	2392	A	C8-N9-C4	-10.50	101.60	105.80
26	1H	71	A	C4-C5-N7	10.49	115.95	110.70
27	1J	30	C	C6-N1-C2	-10.49	116.11	120.30
26	1H	1528	A	C8-N9-C4	-10.48	101.61	105.80
26	1H	74	A	N1-C2-N3	10.47	134.53	129.30
26	14	1678	G	N3-C4-N9	-10.46	119.72	126.00
26	14	2357	U	O5'-P-OP2	-10.45	96.30	105.70

Continued on next page...

Continued from previous page...

Mol	Chain	Res	Type	Atoms	Z	Observed(°)	Ideal(°)
26	1H	1332	G	C4-C5-N7	10.44	114.98	110.80
1	13	789	U	C5-C4-O4	10.44	132.16	125.90
26	1H	889	C	N1-C2-O2	10.43	125.16	118.90
26	14	2490	G	C5-C6-O6	-10.40	122.36	128.60
1	13	792	A	C5-C6-N6	-10.37	115.41	123.70
26	1H	2311	A	C2-N3-C4	-10.36	105.42	110.60
26	1H	2699	C	C6-N1-C2	10.34	124.44	120.30
26	1H	2036	C	O5'-P-OP1	-10.34	96.40	105.70
26	1H	2567	G	O5'-P-OP1	-10.32	96.41	105.70
26	1H	2430	A	C6-C5-N7	-10.30	125.09	132.30
26	1H	1698	A	C5-N7-C8	-10.29	98.75	103.90
26	1H	74	A	C5-N7-C8	-10.28	98.76	103.90
26	1H	567	A	C5-C6-N6	-10.28	115.48	123.70
26	14	1379	A	N1-C6-N6	10.24	124.74	118.60
1	13	792	A	C2-N3-C4	-10.22	105.49	110.60
26	1H	2430	A	N1-C2-N3	10.22	134.41	129.30
27	1J	88	C	C6-N1-C2	-10.21	116.22	120.30
26	1H	1950	G	C8-N9-C4	-10.20	102.32	106.40
26	14	1914	C	C6-N1-C2	-10.20	116.22	120.30
26	14	2873	A	C6-C5-N7	-10.20	125.16	132.30
26	1H	809	G	N1-C6-O6	10.19	126.01	119.90
26	14	71	A	N7-C8-N9	10.19	118.89	113.80
26	14	1950	G	C4-N9-C1'	10.19	139.75	126.50
26	1H	1678	G	C2-N3-C4	-10.19	106.81	111.90
1	13	690	G	N3-C4-N9	10.17	132.10	126.00
26	1H	2688	U	C5-C4-O4	10.14	131.99	125.90
26	14	1359	A	C8-N9-C4	10.12	109.85	105.80
26	14	918	A	C8-N9-C4	-10.12	101.75	105.80
26	1H	2713	A	C5-N7-C8	-10.11	98.85	103.90
26	1H	1614	A	C2-N3-C4	-10.10	105.55	110.60
1	13	84	U	N1-C2-O2	10.09	129.87	122.80
26	14	2873	A	C2-N3-C4	-10.08	105.56	110.60
26	1H	1616	A	N1-C6-N6	10.07	124.64	118.60
26	1H	2430	A	C5-N7-C8	-10.07	98.86	103.90
26	1H	2503	A	N1-C6-N6	10.06	124.64	118.60
26	1H	2253	G	C5-C6-O6	-10.06	122.56	128.60
26	14	2699	C	C6-N1-C2	10.06	124.32	120.30
26	1H	122	G	N1-C6-O6	10.05	125.93	119.90
26	1H	329	G	O5'-P-OP2	-10.05	96.66	105.70
26	1H	127	A	N1-C6-N6	10.03	124.62	118.60
26	1H	2585	U	N1-C2-O2	10.02	129.81	122.80
26	1H	1528	A	N7-C8-N9	10.02	118.81	113.80

Continued on next page...

Continued from previous page...

Mol	Chain	Res	Type	Atoms	Z	Observed(°)	Ideal(°)
26	1H	2503	A	C5-C6-N6	-9.98	115.72	123.70
24	3L	62	C	C5-C6-N1	9.97	125.99	121.00
26	14	1302	A	N1-C6-N6	-9.97	112.62	118.60
26	14	2346	A	N1-C2-N3	9.97	134.29	129.30
26	1H	796	C	C6-N1-C2	9.95	124.28	120.30
26	1H	863	A	O5'-P-OP2	-9.95	96.74	105.70
26	14	2873	A	C5-N7-C8	-9.95	98.92	103.90
26	1H	1899	G	C8-N9-C1'	9.95	139.93	127.00
26	1H	2689	U	N3-C4-O4	-9.94	112.44	119.40
26	14	1332	G	C4-C5-N7	9.93	114.77	110.80
26	1H	816	C	C6-N1-C2	9.91	124.27	120.30
26	1H	1379	A	C5-N7-C8	-9.90	98.95	103.90
26	14	1984	G	O5'-P-OP2	-9.89	96.80	105.70
26	1H	627	A	C8-N9-C4	9.89	109.75	105.80
26	14	2430	A	C2-N3-C4	-9.88	105.66	110.60
26	1H	2430	A	C5-C6-N1	-9.88	112.76	117.70
26	1H	1021	A	C2-N3-C4	-9.87	105.67	110.60
26	14	2490	G	C4-N9-C1'	9.85	139.31	126.50
1	13	1517	G	O5'-P-OP2	-9.85	96.84	105.70
26	14	2713	A	C5-N7-C8	-9.84	98.98	103.90
26	1H	194	G	C8-N9-C4	9.83	110.33	106.40
1	13	690	G	C4-C5-N7	9.83	114.73	110.80
26	1H	2374	C	C6-N1-C2	9.79	124.22	120.30
26	14	2518	A	C2-N3-C4	-9.79	105.70	110.60
26	1H	1931	U	N1-C2-N3	9.79	120.77	114.90
26	1H	1984	G	O5'-P-OP2	-9.77	96.91	105.70
26	1H	889	C	C2-N1-C1'	9.76	129.53	118.80
26	14	2591	C	N1-C2-O2	-9.75	113.05	118.90
1	13	1359	C	O5'-P-OP1	-9.74	96.93	105.70
26	1H	2311	A	N1-C2-N3	9.74	134.17	129.30
26	14	122	G	C8-N9-C4	9.74	110.30	106.40
26	14	1786	A	C4-C5-N7	9.74	115.57	110.70
26	1H	1786	A	N1-C2-N3	9.72	134.16	129.30
26	1H	1142(A)	A	C2-N3-C4	-9.72	105.74	110.60
26	1H	1794	U	O5'-P-OP2	-9.70	96.97	105.70
1	1G	1322	C	N1-C2-O2	9.70	124.72	118.90
26	1H	2406	U	O5'-P-OP1	-9.68	96.99	105.70
26	1H	2518	A	N1-C6-N6	9.67	124.40	118.60
26	1H	1496	A	C5-N7-C8	-9.66	99.07	103.90
26	1H	246	C	C5-C6-N1	-9.64	116.18	121.00
26	1H	1204	A	C2-N3-C4	-9.64	105.78	110.60
26	14	2441	C	O5'-P-OP1	-9.63	97.03	105.70

Continued on next page...

Continued from previous page...

Mol	Chain	Res	Type	Atoms	Z	Observed(°)	Ideal(°)
26	14	71	A	C4-C5-N7	9.63	115.52	110.70
26	1H	928	G	N1-C6-O6	9.62	125.67	119.90
26	14	2163	C	C6-N1-C2	-9.60	116.46	120.30
40	78	42	SER	C-N-CA	-9.60	102.14	122.30
1	13	792	A	N9-C4-C5	-9.60	101.96	105.80
26	1H	2712	U	N3-C4-O4	-9.58	112.69	119.40
26	1H	1603	A	C8-N9-C4	-9.58	101.97	105.80
26	14	2329	G	N9-C4-C5	-9.58	101.57	105.40
26	14	1496	A	C5-N7-C8	-9.57	99.11	103.90
26	14	1396	U	N3-C2-O2	-9.57	115.50	122.20
26	1H	202	U	N3-C4-C5	9.56	120.34	114.60
26	1H	1602	U	O5'-P-OP1	-9.55	97.11	105.70
26	14	1379	A	C5-N7-C8	-9.54	99.13	103.90
26	1H	2040	C	C6-N1-C2	9.51	124.11	120.30
26	1H	774	A	C6-N1-C2	9.50	124.30	118.60
26	1H	889	C	N3-C2-O2	-9.49	115.26	121.90
26	1H	110	G	O5'-P-OP2	-9.49	97.16	105.70
26	14	2490	G	C5-N7-C8	-9.47	99.56	104.30
26	1H	1204	A	O4'-C1'-N9	9.46	115.77	108.20
26	1H	1602	U	O5'-P-OP2	9.46	122.05	110.70
26	1H	788	A	N9-C4-C5	-9.45	102.02	105.80
26	14	945	A	C5-C6-N1	-9.45	112.97	117.70
26	1H	1201	C	C5-C4-N4	-9.43	113.60	120.20
26	14	806	C	O5'-P-OP1	-9.43	97.21	105.70
26	1H	1640	C	C6-N1-C2	9.42	124.07	120.30
26	14	2023	G	O5'-P-OP2	-9.42	97.22	105.70
1	13	816	A	C8-N9-C4	-9.40	102.04	105.80
26	1H	1496	A	C6-C5-N7	-9.40	125.72	132.30
26	1H	1616	A	C6-C5-N7	-9.39	125.72	132.30
1	13	690	G	N1-C6-O6	9.39	125.53	119.90
26	1H	1786	A	C4-C5-N7	9.39	115.40	110.70
26	14	1621	U	O5'-P-OP1	-9.39	97.25	105.70
26	1H	1022	G	C8-N9-C4	-9.38	102.65	106.40
25	4K	23	A	O5'-P-OP2	-9.38	97.26	105.70
26	1H	202	U	N1-C2-N3	-9.38	109.27	114.90
26	1H	2392	A	C2-N3-C4	-9.38	105.91	110.60
26	1H	945	A	C4-N9-C1'	9.37	143.16	126.30
26	14	783	A	N3-C4-C5	9.36	133.35	126.80
26	1H	189	G	C8-N9-C4	9.35	110.14	106.40
26	1H	148	C	C6-N1-C2	9.35	124.04	120.30
26	1H	246	C	C6-N1-C2	9.34	124.04	120.30
26	1H	1622	G	N3-C2-N2	-9.34	113.36	119.90

Continued on next page...

Continued from previous page...

Mol	Chain	Res	Type	Atoms	Z	Observed(°)	Ideal(°)
26	1H	2031	A	C2-N3-C4	9.33	115.27	110.60
1	13	320	C	C6-N1-C2	9.33	124.03	120.30
26	14	2338	G	O5'-P-OP1	-9.33	97.30	105.70
26	14	2713	A	N1-C6-N6	9.31	124.19	118.60
26	14	2873	A	N7-C8-N9	9.31	118.45	113.80
26	1H	1698	A	C4-C5-N7	9.30	115.35	110.70
26	1H	567	A	C4-C5-N7	9.29	115.35	110.70
26	1H	1955	U	N3-C2-O2	-9.29	115.70	122.20
26	1H	2822	G	C5-C6-O6	-9.29	123.03	128.60
26	1H	57	C	O5'-P-OP2	-9.27	97.36	105.70
26	14	74	A	N1-C2-N3	9.26	133.93	129.30
26	14	676	A	C2-N3-C4	-9.25	105.97	110.60
26	14	1616	A	C2-N3-C4	-9.24	105.98	110.60
1	13	542	G	O5'-P-OP1	-9.23	97.39	105.70
26	14	1678	G	C8-N9-C4	-9.23	102.71	106.40
26	1H	860	U	C4-C5-C6	9.22	125.23	119.70
26	14	674	G	C5-C6-O6	-9.22	123.07	128.60
26	14	2329	G	C8-N9-C4	9.21	110.09	106.40
26	1H	2018	G	C8-N9-C4	-9.21	102.72	106.40
26	1H	930	U	N3-C4-O4	-9.20	112.96	119.40
26	1H	202	U	C6-N1-C2	9.20	126.52	121.00
26	14	2609	U	O5'-P-OP2	-9.19	97.43	105.70
26	1H	2689	U	C5-C4-O4	9.19	131.41	125.90
26	14	1678	G	C2-N3-C4	-9.18	107.31	111.90
26	1H	1021	A	N1-C6-N6	9.18	124.11	118.60
26	14	2689	U	C5-C4-O4	9.18	131.41	125.90
26	1H	110	G	C8-N9-C4	9.17	110.07	106.40
26	14	117	G	C5-C6-O6	-9.17	123.10	128.60
26	14	252	G	N1-C6-O6	-9.16	114.40	119.90
26	1H	828	U	N3-C4-O4	-9.16	112.99	119.40
26	14	2490	G	N3-C4-N9	9.15	131.49	126.00
1	13	1354	C	C6-N1-C2	-9.15	116.64	120.30
1	13	623	C	C6-N1-C2	-9.14	116.64	120.30
26	14	155	C	N1-C2-O2	9.14	124.38	118.90
26	1H	2490	G	N3-C4-N9	-9.14	120.52	126.00
26	1H	141	A	C5-N7-C8	-9.13	99.33	103.90
26	1H	1989	G	C5-C6-O6	-9.12	123.13	128.60
26	1H	508	G	C6-C5-N7	-9.12	124.93	130.40
26	1H	2430	A	C4-C5-N7	9.12	115.26	110.70
26	1H	1899	G	N9-C4-C5	9.11	109.04	105.40
26	14	2700	C	C6-N1-C2	9.11	123.94	120.30
26	1H	74	A	C6-C5-N7	-9.11	125.93	132.30

Continued on next page...

Continued from previous page...

Mol	Chain	Res	Type	Atoms	Z	Observed(°)	Ideal(°)
26	14	2169	A	C8-N9-C4	-9.10	102.16	105.80
26	14	2490	G	N7-C8-N9	9.10	117.65	113.10
26	14	2542	A	C8-N9-C4	9.09	109.44	105.80
26	1H	2712	U	C5-C4-O4	9.09	131.35	125.90
26	14	2490	G	N1-C6-O6	9.08	125.35	119.90
26	1H	765	G	N1-C6-O6	9.07	125.34	119.90
26	1H	1678	G	C4-C5-N7	9.06	114.42	110.80
26	1H	2607	G	N1-C6-O6	9.05	125.33	119.90
26	1H	889	C	C6-N1-C2	-9.05	116.68	120.30
26	14	827	U	N1-C2-O2	-9.04	116.47	122.80
26	14	945	A	C5-C6-N6	-9.04	116.47	123.70
26	1H	138	G	C8-N9-C4	-9.04	102.78	106.40
26	1H	815	C	C6-N1-C2	9.04	123.92	120.30
23	2K	77	A	N1-C6-N6	9.03	124.02	118.60
26	14	1616	A	N1-C6-N6	9.02	124.01	118.60
26	14	1332	G	C4-N9-C1'	9.02	138.23	126.50
26	1H	621	A	C6-C5-N7	-9.01	125.99	132.30
26	1H	2607	G	C6-C5-N7	-9.01	124.99	130.40
26	14	2585	U	N1-C2-O2	9.01	129.11	122.80
26	1H	1372	U	C5-C4-O4	-9.00	120.50	125.90
26	1H	1009	A	O5'-P-OP2	-8.99	97.60	105.70
26	1H	512	G	O4'-C1'-N9	8.99	115.39	108.20
26	14	528	A	C2-N3-C4	-8.99	106.10	110.60
26	1H	1364	G	N9-C4-C5	-8.99	101.81	105.40
26	1H	664	C	C2-N3-C4	-8.98	115.41	119.90
29	11	37	LEU	CA-CB-CG	-8.98	94.64	115.30
26	14	1678	G	C5-N7-C8	-8.97	99.81	104.30
26	1H	2246	G	N3-C4-N9	8.97	131.38	126.00
26	1H	1249	U	O5'-P-OP1	-8.96	97.63	105.70
26	14	1786	A	C6-C5-N7	-8.96	126.03	132.30
1	13	703	G	C6-C5-N7	-8.96	125.03	130.40
26	1H	945	A	N9-C4-C5	-8.96	102.22	105.80
26	14	510	C	O5'-P-OP2	-8.95	97.64	105.70
26	1H	1786	A	C5-C6-N1	-8.95	113.23	117.70
1	13	523	A	N1-C6-N6	8.94	123.97	118.60
26	14	676	A	C4-C5-N7	8.94	115.17	110.70
26	14	2477	C	C2-N1-C1'	8.94	128.63	118.80
26	1H	2146	C	N3-C2-O2	-8.93	115.65	121.90
1	13	898	G	O5'-P-OP1	-8.92	97.67	105.70
26	14	1950	G	N3-C4-C5	-8.92	124.14	128.60
26	1H	1270	C	C6-N1-C2	8.91	123.87	120.30
27	16	47	C	C6-N1-C2	8.91	123.87	120.30

Continued on next page...

Continued from previous page...

Mol	Chain	Res	Type	Atoms	Z	Observed(°)	Ideal(°)
26	1H	1379	A	N7-C8-N9	8.91	118.25	113.80
26	1H	71	A	N7-C8-N9	8.90	118.25	113.80
26	14	801	G	N1-C6-O6	-8.90	114.56	119.90
26	14	1380	G	C8-N9-C4	8.90	109.96	106.40
26	1H	2751	G	C8-N9-C4	-8.90	102.84	106.40
26	1H	220	G	C4-C5-N7	8.88	114.35	110.80
26	1H	2751	G	N7-C8-N9	8.88	117.54	113.10
26	1H	692	C	C6-N1-C2	8.88	123.85	120.30
26	14	2473	U	C2-N1-C1'	8.86	128.34	117.70
1	1G	1127	G	N3-C4-C5	-8.86	124.17	128.60
26	14	213	A	C8-N9-C4	8.86	109.34	105.80
26	1H	1021	A	C5-N7-C8	-8.86	99.47	103.90
26	14	785	G	O5'-P-OP2	-8.86	97.73	105.70
26	1H	945	A	C2-N3-C4	-8.85	106.17	110.60
1	1G	51	A	O5'-P-OP1	-8.85	97.73	105.70
26	1H	1606	G	C5-C6-O6	-8.85	123.29	128.60
1	13	1502	A	C4-C5-N7	8.85	115.12	110.70
26	14	2600	A	N9-C4-C5	8.84	109.33	105.80
26	1H	1559	G	N1-C6-O6	8.84	125.20	119.90
26	1H	1698	A	N1-C2-N3	8.84	133.72	129.30
26	14	2374	C	N3-C4-C5	8.83	125.43	121.90
26	1H	1210	A	N1-C6-N6	8.82	123.89	118.60
26	1H	735	A	C8-N9-C4	8.81	109.33	105.80
26	1H	138	G	N7-C8-N9	8.80	117.50	113.10
26	14	71	A	N1-C6-N6	8.80	123.88	118.60
26	1H	210	C	C6-N1-C2	8.80	123.82	120.30
26	14	1899	G	N3-C2-N2	8.80	126.06	119.90
26	1H	1271	G	C8-N9-C4	8.80	109.92	106.40
26	1H	1972	A	N1-C6-N6	8.79	123.88	118.60
26	1H	1616	A	O4'-C1'-N9	8.79	115.23	108.20
26	14	670	A	C8-N9-C4	8.79	109.31	105.80
26	1H	2032	G	C6-C5-N7	-8.78	125.13	130.40
26	14	2163	C	C2-N1-C1'	8.78	128.46	118.80
26	1H	2700	C	C6-N1-C2	8.77	123.81	120.30
24	3L	62	C	C6-N1-C2	-8.77	116.79	120.30
1	13	1489	G	C8-N9-C4	8.76	109.91	106.40
26	1H	1899	G	N1-C2-N3	8.75	129.15	123.90
26	14	2477	C	N1-C2-O2	8.75	124.15	118.90
26	1H	930	U	C5-C4-O4	8.75	131.15	125.90
26	1H	1332	G	N1-C6-O6	8.74	125.14	119.90
1	1G	117	G	N1-C6-O6	8.74	125.14	119.90
1	1G	909	A	N1-C6-N6	8.73	123.84	118.60

Continued on next page...

Continued from previous page...

Mol	Chain	Res	Type	Atoms	Z	Observed(°)	Ideal(°)
26	1H	1773	A	O5'-P-OP2	-8.72	97.85	105.70
26	1H	2374	C	C5-C6-N1	-8.72	116.64	121.00
26	1H	1566	A	O5'-P-OP2	-8.72	97.85	105.70
26	1H	2595	G	C4-C5-N7	8.72	114.29	110.80
26	1H	181	A	N1-C6-N6	-8.72	113.37	118.60
26	1H	2392	A	C4-C5-N7	8.70	115.05	110.70
26	1H	220	G	N1-C6-O6	8.70	125.12	119.90
26	1H	1624	G	C8-N9-C4	8.70	109.88	106.40
26	1H	2146	C	C2-N1-C1'	8.70	128.37	118.80
1	13	422	C	P-O3'-C3'	8.69	130.13	119.70
26	1H	2036	C	C6-N1-C2	-8.69	116.82	120.30
26	14	1268	A	O5'-P-OP1	-8.69	97.88	105.70
26	1H	1678	G	N3-C4-C5	8.69	132.94	128.60
26	14	121	G	C5-C6-O6	-8.66	123.40	128.60
26	1H	815	C	N3-C4-C5	8.66	125.36	121.90
26	1H	138	G	C5-N7-C8	-8.66	99.97	104.30
26	14	1021	A	C2-N3-C4	-8.66	106.27	110.60
26	14	1379	A	C4-C5-N7	8.66	115.03	110.70
26	14	2518	A	C6-C5-N7	-8.66	126.24	132.30
26	1H	2476	A	C8-N9-C4	-8.65	102.34	105.80
26	14	828	U	C5-C4-O4	8.64	131.08	125.90
1	13	36	C	C6-N1-C2	-8.64	116.84	120.30
26	1H	1210	A	C5-N7-C8	-8.64	99.58	103.90
26	14	1786	A	C5-C6-N1	-8.63	113.39	117.70
26	1H	1332	G	N7-C8-N9	8.62	117.41	113.10
26	1H	64	A	N1-C6-N6	-8.62	113.43	118.60
26	1H	141	A	C4-C5-N7	8.61	115.01	110.70
26	1H	1829	A	O5'-P-OP1	-8.62	97.95	105.70
1	1G	1301	U	N1-C2-O2	8.61	128.83	122.80
26	14	621	A	C2-N3-C4	-8.61	106.30	110.60
26	14	684	G	C8-N9-C4	-8.61	102.96	106.40
26	14	2598	A	O5'-P-OP1	-8.60	97.96	105.70
26	14	774	A	C4-C5-N7	8.59	115.00	110.70
26	14	2329	G	C5-C6-O6	-8.59	123.44	128.60
26	1H	664	C	C6-N1-C2	8.59	123.74	120.30
26	1H	676	A	O4'-C1'-N9	8.59	115.07	108.20
26	14	1380	G	N9-C4-C5	-8.59	101.97	105.40
43	A8	110	LEU	CA-CB-CG	8.59	135.05	115.30
26	1H	860	U	N3-C2-O2	-8.58	116.19	122.20
26	14	1899	G	C6-C5-N7	-8.58	125.25	130.40
26	1H	945	A	C5-C6-N6	-8.58	116.84	123.70
26	14	2275	C	P-O3'-C3'	8.57	129.99	119.70

Continued on next page...

Continued from previous page...

Mol	Chain	Res	Type	Atoms	Z	Observed(°)	Ideal(°)
1	13	1227	A	C5-N7-C8	-8.56	99.62	103.90
26	1H	1201	C	N3-C2-O2	8.56	127.89	121.90
26	1H	2581	G	C6-C5-N7	-8.56	125.26	130.40
26	14	1786	A	N1-C6-N6	8.56	123.73	118.60
1	13	968	A	N1-C6-N6	8.55	123.73	118.60
26	1H	71	A	N1-C2-N3	8.55	133.58	129.30
26	14	1820	U	C5-C6-N1	-8.55	118.42	122.70
26	14	2500	U	O5'-P-OP2	-8.55	98.00	105.70
26	1H	2346	A	N7-C8-N9	8.55	118.08	113.80
1	1G	483	C	C6-N1-C2	8.55	123.72	120.30
26	1H	859	G	N3-C4-C5	8.54	132.87	128.60
26	14	2374	C	C6-N1-C2	8.54	123.72	120.30
26	14	2518	A	C4-C5-N7	8.54	114.97	110.70
26	1H	1333	C	C5-C4-N4	-8.53	114.23	120.20
26	1H	324	A	O5'-P-OP1	-8.52	98.03	105.70
26	1H	2606	C	N1-C2-O2	-8.52	113.79	118.90
26	14	2286	A	O5'-P-OP2	-8.52	98.03	105.70
1	13	974	A	O4'-C1'-N9	8.51	115.01	108.20
26	14	1602	U	O5'-P-OP2	8.51	120.91	110.70
26	14	1698	A	C4-C5-N7	8.51	114.95	110.70
26	1H	2450	A	O5'-P-OP2	-8.51	98.05	105.70
26	1H	2023	G	N3-C2-N2	-8.49	113.95	119.90
26	1H	2506	U	N1-C2-O2	8.49	128.74	122.80
26	1H	791	C	C6-N1-C2	8.48	123.69	120.30
26	1H	141	A	N1-C6-N6	8.48	123.69	118.60
26	1H	528	A	O4'-C1'-N9	-8.47	101.43	108.20
26	1H	689	A	O5'-P-OP2	-8.46	98.08	105.70
1	13	1301	U	C2-N1-C1'	8.46	127.86	117.70
26	1H	1268	A	C2-N3-C4	-8.46	106.37	110.60
26	1H	1364	G	C4-C5-N7	8.46	114.18	110.80
26	1H	2330	G	C8-N9-C4	8.46	109.78	106.40
26	1H	1606	G	N9-C4-C5	-8.45	102.02	105.40
26	14	945	A	C4-C5-C6	8.45	121.23	117.00
26	1H	71	A	O4'-C1'-N9	-8.45	101.44	108.20
26	14	121	G	C6-C5-N7	-8.45	125.33	130.40
26	1H	1829	A	N1-C6-N6	-8.45	113.53	118.60
26	1H	945	A	C8-N9-C1'	-8.44	112.51	127.70
26	1H	1403	C	O5'-P-OP2	-8.44	98.11	105.70
26	14	2346	A	N1-C6-N6	8.44	123.66	118.60
23	2K	77	A	C5-C6-N6	-8.44	116.95	123.70
26	14	2688	U	C5-C4-O4	8.43	130.96	125.90
1	13	1502	A	C2-N3-C4	-8.43	106.39	110.60

Continued on next page...

Continued from previous page...

Mol	Chain	Res	Type	Atoms	Z	Observed(°)	Ideal(°)
26	14	74	A	C5-N7-C8	-8.43	99.69	103.90
26	14	939	G	N1-C6-O6	8.43	124.96	119.90
26	14	1899	G	N7-C8-N9	8.43	117.31	113.10
26	14	2779	U	N3-C2-O2	-8.43	116.30	122.20
26	1H	2779	U	C5-C4-O4	8.43	130.96	125.90
26	14	1678	G	N7-C8-N9	8.43	117.31	113.10
26	1H	698	C	C6-N1-C2	8.42	123.67	120.30
26	1H	1022	G	N9-C4-C5	8.42	108.77	105.40
26	14	827	U	N3-C2-O2	8.42	128.09	122.20
26	1H	1272	A	O5'-P-OP2	-8.41	98.13	105.70
26	1H	2250	G	C8-N9-C4	-8.40	103.04	106.40
23	2K	21	U	C2-N1-C1'	8.39	127.77	117.70
23	2K	77	A	N9-C4-C5	-8.39	102.44	105.80
26	14	2713	A	C6-C5-N7	-8.39	126.43	132.30
26	14	71	A	C2-N3-C4	-8.38	106.41	110.60
26	1H	2688	U	N3-C2-O2	-8.38	116.33	122.20
1	1G	1354	C	C5-C6-N1	8.38	125.19	121.00
26	1H	1606	G	N1-C6-O6	8.38	124.93	119.90
26	1H	2710	C	C6-N1-C2	8.37	123.65	120.30
26	14	2443	C	C6-N1-C2	-8.36	116.96	120.30
26	1H	2330	G	N9-C4-C5	-8.35	102.06	105.40
26	14	1322	A	N1-C6-N6	8.35	123.61	118.60
26	14	2169	A	C4-C5-C6	8.35	121.17	117.00
1	13	524	G	N1-C6-O6	8.34	124.91	119.90
26	1H	1393	A	O5'-P-OP2	-8.34	98.19	105.70
1	13	1200	C	N1-C2-O2	8.33	123.90	118.90
24	3K	13	C	C6-N1-C2	-8.33	116.97	120.30
26	1H	1786	A	N1-C6-N6	8.33	123.60	118.60
26	14	1771	C	N1-C2-O2	-8.32	113.91	118.90
26	14	774	A	C5-C6-N1	-8.32	113.54	117.70
26	14	2062	A	C4-C5-C6	-8.32	112.84	117.00
26	14	1698	A	C2-N3-C4	-8.31	106.44	110.60
26	1H	470	A	O5'-P-OP1	-8.30	98.23	105.70
23	2K	21	U	N1-C2-O2	8.29	128.61	122.80
26	1H	2688	U	N3-C4-O4	-8.29	113.59	119.40
26	14	2518	A	C5-N7-C8	-8.29	99.75	103.90
1	13	1260	C	C6-N1-C2	-8.29	116.98	120.30
1	13	690	G	C5-C6-O6	-8.27	123.64	128.60
1	13	84	U	C6-N1-C2	-8.27	116.04	121.00
26	14	917	A	O5'-P-OP1	-8.27	98.26	105.70
26	14	2688	U	N3-C2-O2	-8.27	116.41	122.20
1	1G	1519	A	C8-N9-C4	-8.26	102.50	105.80

Continued on next page...

Continued from previous page...

Mol	Chain	Res	Type	Atoms	Z	Observed(°)	Ideal(°)
26	14	2433	A	N1-C6-N6	8.26	123.55	118.60
26	1H	2830	G	C6-C5-N7	-8.25	125.45	130.40
26	14	205	G	C8-N9-C4	8.24	109.70	106.40
26	1H	962	G	O5'-P-OP1	-8.24	98.28	105.70
1	1G	576	G	C6-C5-N7	-8.23	125.46	130.40
26	1H	85	G	O5'-P-OP1	8.22	120.57	110.70
26	1H	676	A	C5-C6-N1	-8.22	113.59	117.70
43	65	110	LEU	CA-CB-CG	8.22	134.20	115.30
26	14	1790	C	N3-C2-O2	8.21	127.65	121.90
26	1H	2417	C	O5'-P-OP2	-8.21	98.31	105.70
36	38	44	LEU	CA-CB-CG	8.21	134.18	115.30
26	1H	2375	G	C8-N9-C4	8.21	109.68	106.40
26	1H	2392	A	C6-C5-N7	-8.20	126.56	132.30
26	1H	1271	G	N9-C4-C5	-8.20	102.12	105.40
1	13	775	G	N1-C6-O6	8.20	124.82	119.90
26	1H	621	A	N7-C8-N9	8.19	117.89	113.80
26	1H	2713	A	C8-N9-C4	-8.19	102.53	105.80
26	14	922	U	O5'-P-OP1	-8.18	98.34	105.70
26	14	2688	U	C5-C6-N1	-8.18	118.61	122.70
26	14	2610	C	N1-C2-O2	8.18	123.81	118.90
26	14	2490	G	C8-N9-C1'	-8.18	116.37	127.00
1	13	85	U	C5-C6-N1	8.18	126.79	122.70
26	1H	463	G	N1-C2-N2	-8.18	108.84	116.20
26	14	462	C	O5'-P-OP1	-8.17	98.34	105.70
26	1H	1520	U	C6-N1-C2	-8.17	116.10	121.00
26	14	2088	G	C4-C5-N7	8.17	114.07	110.80
27	16	115	G	C6-C5-N7	-8.16	125.50	130.40
50	H8	59	LEU	CA-CB-CG	8.16	134.08	115.30
26	14	2163	C	N1-C2-O2	8.16	123.80	118.90
26	1H	609	A	N1-C6-N6	8.16	123.50	118.60
26	1H	459	U	O5'-P-OP2	-8.16	98.36	105.70
26	1H	2331	G	C8-N9-C4	8.15	109.66	106.40
26	14	244	A	N1-C6-N6	8.15	123.49	118.60
26	1H	812	C	N1-C2-O2	-8.15	114.01	118.90
26	1H	728	G	C8-N9-C4	8.15	109.66	106.40
26	14	569	U	C5-C6-N1	-8.15	118.62	122.70
26	1H	2465	C	C5-C6-N1	-8.15	116.93	121.00
33	51	153	LYS	C-N-CD	-8.15	102.68	120.60
27	16	100	G	C8-N9-C4	8.14	109.66	106.40
26	14	2433	A	C6-C5-N7	-8.14	126.60	132.30
26	1H	1324	G	N1-C6-O6	8.13	124.78	119.90
26	1H	330	A	N1-C2-N3	8.13	133.37	129.30

Continued on next page...

Continued from previous page...

Mol	Chain	Res	Type	Atoms	Z	Observed(°)	Ideal(°)
26	1H	115	C	C5-C4-N4	-8.13	114.51	120.20
26	1H	1617	C	O5'-P-OP1	-8.13	98.38	105.70
26	1H	2477	C	C6-N1-C2	-8.13	117.05	120.30
26	14	783	A	C5-C6-N1	-8.13	113.64	117.70
1	13	1502	A	C6-C5-N7	-8.13	126.61	132.30
26	1H	2426	A	C8-N9-C4	-8.12	102.55	105.80
1	1G	890	G	O4'-C1'-N9	8.12	114.70	108.20
26	14	2169	A	N3-C4-C5	-8.12	121.12	126.80
26	14	2355	C	C2-N1-C1'	8.12	127.73	118.80
1	13	1404	C	N3-C4-C5	8.11	125.14	121.90
26	1H	2385	C	O5'-P-OP2	-8.11	98.40	105.70
26	14	2713	A	N7-C8-N9	8.11	117.85	113.80
1	13	968	A	N9-C4-C5	-8.10	102.56	105.80
1	13	1482	G	O5'-P-OP2	-8.10	98.41	105.70
26	14	694	U	O5'-P-OP2	-8.10	98.41	105.70
26	1H	1899	G	C8-N9-C4	-8.10	103.16	106.40
26	1H	122	G	C2-N3-C4	-8.08	107.86	111.90
2	1E	187	LEU	CA-CB-CG	8.07	133.87	115.30
26	1H	192	C	C6-N1-C2	8.07	123.53	120.30
26	14	1899	G	C2-N3-C4	-8.07	107.86	111.90
26	14	2392	A	C5-C6-N1	-8.07	113.66	117.70
26	1H	2710	C	C5-C6-N1	-8.07	116.97	121.00
26	14	1698	A	C6-C5-N7	-8.06	126.66	132.30
26	1H	688	U	C5-C6-N1	-8.06	118.67	122.70
26	1H	2490	G	N7-C8-N9	8.06	117.13	113.10
26	14	1308	A	N1-C6-N6	-8.06	113.77	118.60
26	1H	1839	G	N9-C4-C5	-8.05	102.18	105.40
26	1H	2287	A	C5-C6-N1	-8.05	113.67	117.70
26	14	1698	A	C5-N7-C8	-8.05	99.88	103.90
26	14	2313	C	C6-N1-C2	-8.05	117.08	120.30
26	1H	783	A	N1-C2-N3	8.04	133.32	129.30
26	1H	1914	C	C6-N1-C2	-8.04	117.08	120.30
26	1H	1210	A	C6-C5-N7	-8.04	126.67	132.30
1	1G	631	G	O4'-C1'-N9	8.04	114.63	108.20
26	14	2301	C	C6-N1-C2	-8.04	117.08	120.30
26	1H	1204	A	N1-C6-N6	8.04	123.42	118.60
26	14	2726	U	N3-C4-O4	-8.04	113.77	119.40
26	1H	989	G	C5-C6-O6	-8.03	123.78	128.60
26	1H	917	A	N1-C6-N6	8.03	123.42	118.60
26	14	1142	U	C2-N1-C1'	8.03	127.33	117.70
26	1H	194	G	N7-C8-N9	-8.02	109.09	113.10
26	1H	1307	A	N1-C6-N6	8.02	123.41	118.60

Continued on next page...

Continued from previous page...

Mol	Chain	Res	Type	Atoms	Z	Observed(°)	Ideal(°)
26	1H	1602	U	C5-C6-N1	-8.01	118.69	122.70
1	1G	108	G	C5-C6-O6	-8.01	123.79	128.60
26	1H	140	A	C5-C6-N6	-8.01	117.29	123.70
26	14	132	G	C5-C6-N1	-8.01	107.49	111.50
26	1H	841	A	N1-C6-N6	8.01	123.41	118.60
26	14	1992	G	N3-C4-C5	-8.01	124.60	128.60
26	1H	110	G	N9-C4-C5	-8.01	102.20	105.40
26	14	1790	C	N1-C2-O2	-8.00	114.10	118.90
26	1H	1665	A	O5'-P-OP1	-8.00	98.50	105.70
26	14	1597	A	O5'-P-OP2	-7.99	98.51	105.70
1	13	1053	G	C8-N9-C4	7.99	109.60	106.40
26	1H	2346	A	C5-N7-C8	-7.99	99.91	103.90
26	1H	755	C	C4-C5-C6	7.98	121.39	117.40
26	1H	2518	A	C6-C5-N7	-7.98	126.71	132.30
1	13	1227	A	C2-N3-C4	-7.98	106.61	110.60
26	14	2518	A	N9-C4-C5	-7.98	102.61	105.80
26	1H	1807	G	C8-N9-C4	7.98	109.59	106.40
26	1H	2063	C	C6-N1-C2	7.97	123.49	120.30
26	1H	2518	A	C5-N7-C8	-7.97	99.91	103.90
26	1H	1528	A	C5-N7-C8	-7.96	99.92	103.90
26	1H	1950	G	O4'-C1'-N9	7.96	114.57	108.20
26	1H	1310	G	C5-C6-O6	-7.96	123.83	128.60
26	1H	1611	C	C6-N1-C2	7.96	123.48	120.30
26	14	312	G	O5'-P-OP1	-7.96	98.54	105.70
26	1H	2252	G	C8-N9-C4	7.95	109.58	106.40
1	13	767	A	O5'-P-OP1	-7.95	98.55	105.70
26	1H	2275	C	OP1-P-O3'	7.95	122.69	105.20
26	1H	1990	C	C6-N1-C2	-7.94	117.12	120.30
1	13	1502	A	C5-N7-C8	-7.93	99.93	103.90
26	14	2572	A	O5'-P-OP1	-7.93	98.56	105.70
1	1G	108	G	N1-C6-O6	7.93	124.66	119.90
26	14	1328	G	N1-C6-O6	7.93	124.66	119.90
26	14	454	A	O5'-P-OP2	-7.92	98.57	105.70
26	14	2873	A	C5-C6-N1	-7.92	113.74	117.70
26	14	1963	U	N1-C2-O2	7.92	128.34	122.80
26	1H	2544	G	N1-C6-O6	7.92	124.65	119.90
26	1H	2331	G	N1-C6-O6	7.91	124.65	119.90
27	16	8	U	O5'-P-OP1	7.91	120.19	110.70
26	14	2403	C	C6-N1-C2	-7.91	117.14	120.30
26	1H	2439	A	P-O3'-C3'	7.91	129.19	119.70
26	1H	2346	A	O5'-P-OP1	-7.91	98.58	105.70
1	1G	519	C	C6-N1-C2	7.91	123.46	120.30

Continued on next page...

Continued from previous page...

Mol	Chain	Res	Type	Atoms	Z	Observed(°)	Ideal(°)
26	14	1332	G	C8-N9-C4	-7.91	103.24	106.40
26	1H	2554	U	O5'-P-OP1	-7.90	98.59	105.70
26	1H	2358	G	N3-C2-N2	-7.90	114.37	119.90
26	1H	1394	U	O5'-P-OP2	7.89	120.17	110.70
26	1H	956	G	N1-C6-O6	7.89	124.63	119.90
26	1H	2830	G	C5-N7-C8	-7.89	100.36	104.30
26	14	676	A	O4'-C1'-N9	7.88	114.51	108.20
45	C8	97	ASP	CB-CG-OD1	7.88	125.39	118.30
26	1H	918	A	O5'-P-OP1	-7.88	98.61	105.70
26	1H	180	G	C8-N9-C4	7.87	109.55	106.40
26	14	1763	G	O5'-P-OP2	-7.87	98.62	105.70
26	1H	1210	A	C2-N3-C4	-7.87	106.67	110.60
26	14	918	A	N7-C8-N9	7.87	117.73	113.80
26	1H	915	C	N1-C2-O2	7.86	123.62	118.90
26	1H	2503	A	N9-C4-C5	-7.86	102.66	105.80
1	13	2	U	C2-N1-C1'	7.85	127.12	117.70
26	1H	181	A	C5-C6-N6	7.85	129.98	123.70
26	1H	966	G	C5-C6-O6	7.84	133.31	128.60
26	14	121	G	C4-C5-N7	7.84	113.94	110.80
26	14	974(A)	C	N1-C2-O2	7.84	123.60	118.90
26	1H	1983	C	C6-N1-C2	7.84	123.44	120.30
26	14	59	U	C5-C4-O4	7.84	130.60	125.90
26	1H	258	G	N3-C2-N2	7.83	125.38	119.90
1	13	476	G	C8-N9-C4	-7.83	103.27	106.40
26	1H	1070	A	O4'-C1'-N9	7.83	114.47	108.20
26	1H	2448	A	N9-C4-C5	7.83	108.93	105.80
36	38	117	LEU	CA-CB-CG	7.83	133.30	115.30
26	14	1616	A	N7-C8-N9	7.83	117.71	113.80
26	1H	1989	G	N3-C2-N2	-7.82	114.43	119.90
26	14	74	A	N7-C8-N9	7.82	117.71	113.80
26	14	1961	C	C6-N1-C2	7.82	123.43	120.30
26	1H	2346	A	C6-C5-N7	-7.82	126.83	132.30
26	1H	1223	C	N1-C2-O2	-7.82	114.21	118.90
26	1H	148	C	C5-C6-N1	-7.81	117.09	121.00
26	1H	658	C	O5'-P-OP2	-7.81	98.67	105.70
26	1H	1254	A	N1-C6-N6	7.81	123.28	118.60
1	13	762	C	C6-N1-C2	7.80	123.42	120.30
26	1H	1379	A	C4-C5-N7	7.80	114.60	110.70
26	1H	330	A	C5-N7-C8	-7.80	100.00	103.90
26	14	1612	C	C6-N1-C2	7.80	123.42	120.30
59	Q8	47	LYS	N-CA-C	-7.80	89.94	111.00
26	14	211	A	N1-C6-N6	7.80	123.28	118.60

Continued on next page...

Continued from previous page...

Mol	Chain	Res	Type	Atoms	Z	Observed(°)	Ideal(°)
26	1H	71	A	C5-C6-N6	-7.79	117.46	123.70
26	14	188	G	C8-N9-C4	7.79	109.52	106.40
26	1H	1559	G	N3-C4-C5	7.79	132.50	128.60
26	1H	829	A	C2-N3-C4	-7.79	106.70	110.60
26	1H	1210	A	N7-C8-N9	7.79	117.69	113.80
26	1H	2607	G	C5-C6-O6	-7.79	123.93	128.60
26	1H	676	A	N7-C8-N9	7.78	117.69	113.80
26	1H	318	C	O5'-P-OP1	-7.78	98.70	105.70
26	14	783	A	C5-C6-N6	-7.78	117.47	123.70
26	14	971	C	C6-N1-C2	-7.78	117.19	120.30
1	1G	1301	U	C2-N1-C1'	7.78	127.03	117.70
1	13	266	G	C4-C5-N7	7.78	113.91	110.80
26	1H	2436	G	N3-C2-N2	-7.78	114.46	119.90
26	1H	138	G	O4'-C1'-N9	7.77	114.42	108.20
27	16	115	G	N9-C4-C5	-7.77	102.29	105.40
1	13	402	G	O5'-P-OP2	-7.76	98.71	105.70
26	1H	1308	A	N1-C6-N6	-7.76	113.94	118.60
26	1H	945	A	C5-C6-N1	-7.76	113.82	117.70
26	1H	2287	A	N1-C2-N3	7.76	133.18	129.30
26	14	774	A	C5-N7-C8	-7.75	100.02	103.90
26	14	2062	A	C4-N9-C1'	-7.75	112.34	126.30
1	13	880	C	C6-N1-C2	7.75	123.40	120.30
26	1H	755	C	N3-C4-C5	-7.75	118.80	121.90
26	1H	1247	A	C8-N9-C4	7.75	108.90	105.80
26	1H	1394	U	C5-C6-N1	7.75	126.58	122.70
26	1H	528	A	N3-C4-C5	7.75	132.22	126.80
26	14	1395	A	O4'-C1'-N9	7.75	114.40	108.20
26	14	1678	G	N3-C4-C5	7.75	132.47	128.60
26	14	1899	G	C8-N9-C4	-7.75	103.30	106.40
26	1H	1818	U	O5'-P-OP2	-7.74	98.73	105.70
26	1H	28	A	N1-C6-N6	7.74	123.24	118.60
26	1H	898	C	C2-N1-C1'	7.73	127.31	118.80
26	1H	1616	A	N7-C8-N9	7.73	117.67	113.80
26	1H	140	A	C8-N9-C4	-7.73	102.71	105.80
26	14	1695	G	N3-C4-N9	7.73	130.64	126.00
26	14	188	G	N9-C4-C5	-7.72	102.31	105.40
26	14	945	A	N1-C2-N3	7.72	133.16	129.30
26	1H	508	G	C4-C5-N7	7.72	113.89	110.80
26	1H	2288	A	N1-C6-N6	7.72	123.23	118.60
26	1H	822	U	O5'-P-OP2	-7.71	98.76	105.70
26	1H	1193	G	N7-C8-N9	-7.71	109.24	113.10
26	14	689	A	O5'-P-OP2	-7.71	98.76	105.70

Continued on next page...

Continued from previous page...

Mol	Chain	Res	Type	Atoms	Z	Observed(°)	Ideal(°)
26	1H	220	G	C6-C5-N7	-7.71	125.77	130.40
26	14	2001	A	N1-C6-N6	7.71	123.23	118.60
26	14	1696	G	O5'-P-OP2	-7.71	98.76	105.70
26	1H	668	G	C8-N9-C4	7.71	109.48	106.40
26	1H	225	A	C8-N9-C4	7.70	108.88	105.80
26	1H	1026	U	C2-N1-C1'	-7.70	108.46	117.70
26	14	1135	C	N1-C2-O2	7.70	123.52	118.90
53	K8	32	LEU	CA-CB-CG	7.70	133.00	115.30
26	1H	2287	A	N1-C6-N6	7.69	123.22	118.60
26	1H	271(B)	G	N3-C4-C5	-7.69	124.75	128.60
26	1H	1204	A	C6-C5-N7	-7.69	126.92	132.30
26	14	2688	U	N3-C4-O4	-7.69	114.02	119.40
26	1H	74	A	C8-N9-C4	-7.69	102.72	105.80
26	14	1787	A	O5'-P-OP1	-7.68	98.78	105.70
26	1H	472	A	O5'-P-OP2	-7.68	98.79	105.70
26	1H	528	A	C2-N3-C4	-7.68	106.76	110.60
26	1H	752	A	P-O3'-C3'	7.68	128.91	119.70
26	1H	2241	A	N1-C6-N6	-7.67	114.00	118.60
26	1H	1764	G	C5-C6-O6	7.67	133.20	128.60
26	1H	2822	G	C4-C5-N7	7.67	113.87	110.80
1	13	1519	A	C5-C6-N6	7.67	129.84	123.70
27	1J	114	G	C8-N9-C4	7.67	109.47	106.40
1	13	888	G	N1-C6-O6	7.67	124.50	119.90
26	1H	2157	G	P-O3'-C3'	7.67	128.90	119.70
26	1H	2377	A	C2-N3-C4	-7.67	106.77	110.60
26	1H	115	C	N3-C4-N4	7.66	123.36	118.00
1	1G	1502	A	N1-C2-N3	7.66	133.13	129.30
26	14	1661	G	C2-N3-C4	-7.65	108.07	111.90
26	14	2210	G	C4-N9-C1'	7.65	136.44	126.50
26	1H	463	G	N3-C2-N2	7.65	125.25	119.90
26	1H	1971	A	O5'-P-OP2	-7.64	98.82	105.70
26	14	307	G	O5'-P-OP2	-7.64	98.82	105.70
26	1H	1136	G	O5'-P-OP2	-7.64	98.83	105.70
26	14	1616	A	C6-C5-N7	-7.64	126.95	132.30
26	14	1142	U	N1-C2-O2	7.63	128.15	122.80
26	14	1613	G	N3-C2-N2	7.63	125.24	119.90
26	14	27	G	N3-C4-N9	-7.63	121.42	126.00
26	1H	2323	G	C8-N9-C4	7.63	109.45	106.40
26	14	2690	C	N1-C2-O2	7.63	123.48	118.90
26	1H	528	A	C5-N7-C8	-7.63	100.09	103.90
26	1H	1492	G	N1-C6-O6	7.63	124.48	119.90
26	14	2258	C	N3-C4-N4	7.63	123.34	118.00

Continued on next page...

Continued from previous page...

Mol	Chain	Res	Type	Atoms	Z	Observed(°)	Ideal(°)
1	13	970	C	N1-C2-O2	7.63	123.48	118.90
1	13	524	G	C4-C5-N7	7.62	113.85	110.80
26	14	1914	C	N3-C2-O2	-7.62	116.56	121.90
26	14	2713	A	C2-N3-C4	-7.62	106.79	110.60
26	1H	528	A	N1-C6-N6	7.62	123.17	118.60
26	14	970	C	N1-C2-O2	-7.62	114.33	118.90
26	1H	2502	G	N3-C4-C5	-7.61	124.80	128.60
57	O8	34	LEU	CA-CB-CG	7.61	132.81	115.30
1	13	888	G	C2-N3-C4	-7.61	108.10	111.90
1	13	1504	G	O5'-P-OP1	-7.61	98.85	105.70
26	1H	245	G	O5'-P-OP1	-7.61	98.85	105.70
26	1H	966	G	N1-C6-O6	-7.61	115.33	119.90
26	1H	2779	U	N3-C2-O2	-7.61	116.88	122.20
26	14	1345	C	C6-N1-C2	-7.61	117.26	120.30
1	13	795	C	C5-C6-N1	-7.60	117.20	121.00
26	14	791	C	C6-N1-C2	7.60	123.34	120.30
26	14	2392	A	C2-N3-C4	-7.60	106.80	110.60
24	3L	49	C	C6-N1-C2	-7.60	117.26	120.30
1	13	690	G	C4-C5-C6	7.60	123.36	118.80
26	14	2542	A	N7-C8-N9	-7.60	110.00	113.80
26	14	1885	A	C8-N9-C4	7.59	108.84	105.80
1	13	1469	G	N7-C8-N9	7.59	116.89	113.10
26	1H	508	G	N3-C4-N9	7.59	130.55	126.00
27	1J	84	C	C6-N1-C2	7.59	123.33	120.30
40	35	45	LEU	CA-CB-CG	7.58	132.74	115.30
26	1H	1614	A	C5-N7-C8	-7.58	100.11	103.90
26	14	783	A	N1-C2-N3	7.58	133.09	129.30
23	2K	21	U	N3-C2-O2	-7.57	116.90	122.20
24	3K	5	C	C6-N1-C2	-7.57	117.27	120.30
26	1H	600	G	C8-N9-C4	7.57	109.43	106.40
26	1H	202	U	C4-C5-C6	-7.57	115.16	119.70
1	13	703	G	C4-N9-C1'	7.57	136.34	126.50
26	1H	2506	U	N3-C2-O2	-7.57	116.90	122.20
22	1L	17	U	O4'-C1'-N1	7.57	114.25	108.20
26	14	2111	C	C2-N1-C1'	7.57	127.12	118.80
26	14	2386	C	C6-N1-C2	7.57	123.33	120.30
26	1H	330	A	N1-C6-N6	7.56	123.14	118.60
26	1H	1899	G	C4-N9-C1'	-7.56	116.67	126.50
26	1H	2476	A	C2-N3-C4	7.56	114.38	110.60
26	1H	1989	G	N1-C6-O6	7.56	124.44	119.90
26	14	929	G	C6-C5-N7	-7.56	125.87	130.40
26	1H	220	G	C5-C6-O6	-7.55	124.07	128.60

Continued on next page...

Continued from previous page...

Mol	Chain	Res	Type	Atoms	Z	Observed(°)	Ideal(°)
26	1H	634	C	O5'-P-OP2	-7.55	98.90	105.70
26	1H	482	A	C8-N9-C4	-7.55	102.78	105.80
26	1H	2275	C	C6-N1-C2	-7.55	117.28	120.30
26	1H	198	C	N3-C4-C5	7.54	124.92	121.90
26	14	49	A	P-O3'-C3'	7.54	128.75	119.70
1	13	687	A	P-O3'-C3'	7.54	128.75	119.70
26	14	744	G	O5'-P-OP2	-7.54	98.91	105.70
26	1H	845	G	C8-N9-C1'	7.54	136.80	127.00
26	14	1858	G	N1-C6-O6	7.53	124.42	119.90
26	1H	2822	G	N1-C6-O6	7.53	124.42	119.90
26	14	2088	G	N9-C4-C5	-7.53	102.39	105.40
26	14	1984	G	C8-N9-C4	7.53	109.41	106.40
26	1H	1751	C	C6-N1-C2	7.52	123.31	120.30
26	1H	530	G	N3-C2-N2	7.51	125.16	119.90
26	1H	973	A	C2-N3-C4	-7.51	106.84	110.60
26	1H	1957	C	C5-C6-N1	-7.51	117.25	121.00
26	1H	2287	A	N3-C4-C5	7.51	132.06	126.80
1	13	112	G	C4-C5-N7	7.50	113.80	110.80
26	1H	2277	G	N1-C6-O6	-7.50	115.40	119.90
26	14	2873	A	C4-C5-N7	7.50	114.45	110.70
26	1H	2036	C	N3-C4-C5	-7.50	118.90	121.90
26	1H	1616	A	C5-C6-N6	-7.49	117.71	123.70
26	14	774	A	N9-C4-C5	-7.49	102.80	105.80
26	14	2593	U	N3-C4-C5	7.49	119.09	114.60
26	1H	265	A	C5-N7-C8	-7.49	100.16	103.90
26	1H	691	C	N1-C2-O2	-7.49	114.41	118.90
1	1G	117	G	C6-C5-N7	-7.49	125.91	130.40
26	1H	593	G	N1-C2-N3	7.48	128.39	123.90
26	14	130	C	N3-C4-C5	7.48	124.89	121.90
27	16	115	G	C4-C5-N7	7.48	113.79	110.80
57	O8	36	LEU	CA-CB-CG	7.48	132.51	115.30
26	1H	148	C	N3-C4-C5	7.48	124.89	121.90
26	14	2613	U	O5'-P-OP2	-7.48	98.97	105.70
26	1H	2438	U	O5'-P-OP2	-7.48	98.97	105.70
26	1H	1564	C	C6-N1-C2	-7.48	117.31	120.30
26	1H	729	G	N9-C4-C5	7.47	108.39	105.40
1	1G	1415	G	N9-C4-C5	-7.47	102.41	105.40
26	14	2163	C	N3-C2-O2	-7.47	116.67	121.90
26	14	2713	A	C4-C5-N7	7.47	114.44	110.70
26	1H	1340	U	C5-C4-O4	-7.47	121.42	125.90
1	1G	899	C	N1-C2-O2	7.46	123.38	118.90
26	14	2689	U	N3-C4-O4	-7.46	114.17	119.40

Continued on next page...

Continued from previous page...

Mol	Chain	Res	Type	Atoms	Z	Observed(°)	Ideal(°)
26	1H	1764	G	N1-C6-O6	-7.46	115.42	119.90
26	14	1950	G	N3-C4-N9	7.46	130.47	126.00
26	1H	330	A	C4-C5-N7	7.46	114.43	110.70
26	1H	2584	U	N3-C2-O2	-7.45	116.98	122.20
26	1H	85	G	O5'-P-OP2	-7.45	99.00	105.70
26	1H	74	A	C5-C6-N1	-7.45	113.98	117.70
1	1G	320	C	C6-N1-C2	7.44	123.28	120.30
26	1H	1240	U	O5'-P-OP2	-7.44	99.00	105.70
26	1H	2246	G	N9-C4-C5	-7.44	102.42	105.40
26	1H	445	C	C6-N1-C2	-7.44	117.33	120.30
26	14	1928	A	C8-N9-C4	7.44	108.78	105.80
26	1H	2518	A	C4-C5-N7	7.43	114.42	110.70
26	1H	1611	C	C5-C6-N1	-7.43	117.28	121.00
26	1H	1496	A	N1-C6-N6	7.43	123.06	118.60
26	14	2429	G	O5'-P-OP2	-7.42	99.02	105.70
26	1H	202	U	C6-N1-C1'	-7.42	110.81	121.20
26	1H	2444	G	O5'-P-OP2	-7.42	99.02	105.70
45	C8	74	LEU	CA-CB-CG	7.42	132.37	115.30
1	1G	108	G	C4-C5-N7	7.42	113.77	110.80
26	1H	1201	C	N1-C2-O2	-7.41	114.45	118.90
26	14	1614	A	C2-N3-C4	-7.41	106.89	110.60
26	1H	792	G	OP2-P-O3'	7.41	121.50	105.20
26	14	1779	U	C5-C4-O4	-7.41	121.45	125.90
26	14	1322	A	C5-C6-N6	-7.41	117.78	123.70
26	1H	737	C	N1-C2-O2	-7.40	114.46	118.90
26	14	1682	G	O5'-P-OP2	-7.40	99.04	105.70
26	1H	845	G	N3-C4-C5	7.40	132.30	128.60
26	1H	1364	G	N1-C6-O6	7.40	124.34	119.90
26	1H	932	G	N3-C2-N2	7.40	125.08	119.90
26	14	1899	G	N1-C2-N3	7.40	128.34	123.90
26	1H	1122	G	N9-C4-C5	-7.40	102.44	105.40
2	12	187	LEU	CA-CB-CG	7.40	132.31	115.30
26	1H	728	G	N9-C4-C5	-7.39	102.44	105.40
26	1H	2346	A	C8-N9-C4	-7.39	102.84	105.80
26	1H	1839	G	C8-N9-C1'	-7.39	117.40	127.00
1	13	1502	A	N1-C6-N6	7.39	123.03	118.60
1	13	328	C	O5'-P-OP1	-7.38	99.05	105.70
26	1H	122	G	C6-C5-N7	-7.38	125.97	130.40
26	1H	1236	G	C8-N9-C4	7.38	109.35	106.40
26	1H	1021	A	C4-C5-N7	7.38	114.39	110.70
1	13	266	G	C5-N7-C8	-7.38	100.61	104.30
26	1H	705	A	N1-C6-N6	7.38	123.03	118.60

Continued on next page...

Continued from previous page...

Mol	Chain	Res	Type	Atoms	Z	Observed(°)	Ideal(°)
26	1H	567	A	N9-C4-C5	-7.38	102.85	105.80
26	1H	835	A	O5'-P-OP2	-7.38	99.06	105.70
26	14	669	G	O5'-P-OP2	7.38	119.55	110.70
24	3L	34	U	P-O3'-C3'	7.38	128.55	119.70
1	13	1469	G	C5-N7-C8	-7.38	100.61	104.30
26	1H	1528	A	O4'-C1'-N9	7.37	114.10	108.20
26	1H	2329	G	N3-C4-C5	7.37	132.29	128.60
27	1J	98	G	N1-C6-O6	7.37	124.32	119.90
1	13	563	A	O4'-C1'-N9	7.37	114.09	108.20
26	1H	2324	C	C6-N1-C2	7.36	123.25	120.30
26	14	828	U	N3-C2-O2	-7.36	117.05	122.20
26	1H	2424	C	OP1-P-OP2	7.36	130.63	119.60
26	14	402	A	N1-C6-N6	-7.36	114.19	118.60
26	14	1858	G	C5-C6-O6	-7.36	124.19	128.60
1	13	688	G	N1-C6-O6	-7.36	115.49	119.90
26	14	2430	A	C5-N7-C8	-7.36	100.22	103.90
26	1H	1614	A	N1-C6-N6	7.35	123.01	118.60
26	1H	432	A	N1-C6-N6	7.35	123.01	118.60
26	14	1989	G	N3-C2-N2	-7.35	114.75	119.90
26	14	2237	G	C2-N3-C4	-7.35	108.23	111.90
26	14	74	A	N1-C6-N6	7.34	123.01	118.60
26	1H	204	A	N7-C8-N9	-7.34	110.13	113.80
26	1H	1779	U	O5'-P-OP1	-7.34	99.09	105.70
26	1H	1573	G	N9-C4-C5	-7.34	102.47	105.40
26	1H	2430	A	N3-C4-C5	7.34	131.94	126.80
26	1H	2377	A	N1-C6-N6	7.34	123.00	118.60
26	14	676	A	N7-C8-N9	7.33	117.47	113.80
26	1H	1698	A	C5-C6-N1	-7.33	114.03	117.70
26	1H	672	C	O5'-P-OP2	-7.33	99.11	105.70
26	1H	1144	G	O5'-P-OP2	-7.32	99.11	105.70
26	14	121	G	N1-C6-O6	7.32	124.29	119.90
26	1H	2507	C	C6-N1-C2	-7.32	117.37	120.30
26	1H	758	C	O5'-P-OP2	-7.32	99.11	105.70
26	1H	1210	A	C5-C6-N1	-7.32	114.04	117.70
26	1H	1201	C	N3-C4-N4	7.32	123.12	118.00
1	1G	1127	G	C2-N3-C4	7.32	115.56	111.90
1	13	872	A	O4'-C1'-N9	7.32	114.05	108.20
26	14	630	G	C8-N9-C4	7.32	109.33	106.40
26	1H	676	A	C4-C5-N7	7.32	114.36	110.70
27	1J	84	C	C5-C6-N1	-7.32	117.34	121.00
26	14	808	G	O5'-P-OP2	-7.31	99.12	105.70
26	14	1379	A	C6-C5-N7	-7.31	127.18	132.30

Continued on next page...

Continued from previous page...

Mol	Chain	Res	Type	Atoms	Z	Observed(°)	Ideal(°)
26	1H	208	C	C6-N1-C2	7.30	123.22	120.30
1	1G	449	C	C6-N1-C2	-7.30	117.38	120.30
26	1H	913	U	O5'-P-OP2	-7.30	99.13	105.70
1	13	1486	G	O5'-P-OP2	-7.30	99.13	105.70
26	1H	141	A	C6-C5-N7	-7.30	127.19	132.30
26	1H	146	G	C8-N9-C4	7.30	109.32	106.40
26	1H	1950	G	C4-N9-C1'	7.30	135.99	126.50
1	13	892	A	N1-C6-N6	7.29	122.98	118.60
1	13	551	U	C6-N1-C2	7.29	125.38	121.00
26	1H	827	U	N1-C2-O2	-7.29	117.69	122.80
26	1H	1142(A)	A	N1-C6-N6	7.29	122.97	118.60
1	1G	1260	C	C5-C6-N1	7.29	124.64	121.00
26	14	2113	U	C2-N1-C1'	7.29	126.44	117.70
26	1H	783	A	C4-C5-C6	7.28	120.64	117.00
26	1H	805	G	C6-C5-N7	-7.28	126.03	130.40
26	1H	1061	U	C2-N1-C1'	7.28	126.44	117.70
27	16	32	C	N1-C2-O2	7.28	123.27	118.90
26	1H	2490	G	C2-N3-C4	-7.28	108.26	111.90
26	14	71	A	C6-C5-N7	-7.28	127.20	132.30
26	1H	2403	C	C6-N1-C2	-7.28	117.39	120.30
26	14	459	U	O5'-P-OP2	-7.28	99.15	105.70
26	14	2374	C	C5-C6-N1	-7.28	117.36	121.00
1	13	1493	A	O5'-P-OP1	-7.27	99.15	105.70
26	14	2307	G	O4'-C1'-N9	7.27	114.02	108.20
1	13	1028	C	N1-C2-O2	7.27	123.26	118.90
1	13	1128	C	C6-N1-C2	-7.27	117.39	120.30
26	14	2076	U	C5-C6-N1	7.27	126.33	122.70
26	14	334	C	C6-N1-C2	7.26	123.20	120.30
26	14	1379	A	N7-C8-N9	7.26	117.43	113.80
26	14	2518	A	O4'-C1'-N9	-7.26	102.39	108.20
26	1H	2237	G	N9-C4-C5	-7.26	102.50	105.40
26	1H	2439	A	O5'-P-OP2	-7.26	99.17	105.70
26	1H	1929	G	O5'-P-OP2	-7.26	99.17	105.70
26	1H	663	G	N3-C4-C5	-7.26	124.97	128.60
26	14	189	G	C8-N9-C4	7.26	109.30	106.40
26	14	2612	C	N3-C4-N4	7.25	123.08	118.00
26	1H	845	G	C4-N9-C1'	-7.25	117.07	126.50
26	14	676	A	N3-C4-C5	7.25	131.88	126.80
26	1H	627	A	N7-C8-N9	-7.25	110.17	113.80
26	1H	2392	A	N1-C6-N6	7.25	122.95	118.60
26	14	829	A	O5'-P-OP1	-7.24	99.18	105.70
26	1H	818	G	N3-C4-N9	-7.24	121.66	126.00

Continued on next page...

Continued from previous page...

Mol	Chain	Res	Type	Atoms	Z	Observed(°)	Ideal(°)
1	1G	1301	U	N3-C2-O2	-7.24	117.13	122.20
26	14	2329	G	N3-C4-N9	7.24	130.34	126.00
23	2K	27	G	C5-C6-O6	-7.24	124.26	128.60
26	14	2873	A	N1-C2-N3	7.24	132.92	129.30
26	1H	997	G	C8-N9-C4	7.24	109.29	106.40
26	1H	1263	U	N3-C4-C5	7.24	118.94	114.60
26	1H	1639	U	N3-C2-O2	-7.24	117.14	122.20
22	1L	16	C	C6-N1-C2	-7.24	117.41	120.30
1	13	585	G	O5'-P-OP2	-7.23	99.19	105.70
26	14	2726	U	C5-C4-O4	7.23	130.24	125.90
26	1H	189	G	N9-C4-C5	-7.23	102.51	105.40
23	2L	40	C	C6-N1-C2	-7.23	117.41	120.30
26	14	2430	A	C6-C5-N7	-7.23	127.24	132.30
1	1G	197	A	P-O3'-C3'	7.22	128.37	119.70
1	13	1487	G	O5'-P-OP2	-7.22	99.20	105.70
26	1H	2252	G	N7-C8-N9	-7.22	109.49	113.10
1	13	623	C	C5-C6-N1	7.22	124.61	121.00
26	1H	244	A	N1-C6-N6	7.22	122.93	118.60
26	14	1820	U	C6-N1-C2	7.22	125.33	121.00
26	14	461	C	N1-C2-O2	-7.22	114.57	118.90
26	1H	222	A	P-O3'-C3'	7.21	128.36	119.70
26	14	1388	G	O5'-P-OP2	-7.21	99.21	105.70
26	1H	1558	A	P-O3'-C3'	7.21	128.35	119.70
26	1H	259	G	N9-C4-C5	-7.21	102.52	105.40
26	14	2051	A	C2-N3-C4	-7.21	107.00	110.60
26	14	2616	C	N1-C2-O2	7.21	123.22	118.90
26	1H	735	A	O5'-P-OP2	-7.21	99.21	105.70
26	1H	2254	C	N1-C2-O2	-7.21	114.58	118.90
1	1G	1487	G	N1-C6-O6	7.21	124.22	119.90
26	1H	2509	G	C5-C6-O6	-7.20	124.28	128.60
26	1H	2698	U	O5'-P-OP2	-7.20	99.22	105.70
26	14	659	C	O5'-P-OP2	-7.20	99.22	105.70
1	1G	1354	C	C6-N1-C2	-7.20	117.42	120.30
1	13	1512	U	O5'-P-OP2	-7.20	99.22	105.70
26	14	740	U	O5'-P-OP2	-7.20	99.22	105.70
26	14	1774	C	C5-C4-N4	-7.19	115.17	120.20
1	13	795	C	C6-N1-C2	7.18	123.17	120.30
26	1H	592	G	N1-C6-O6	-7.18	115.59	119.90
26	1H	1364	G	C6-C5-N7	-7.18	126.09	130.40
26	1H	74	A	N1-C6-N6	7.18	122.91	118.60
26	1H	130	C	C5-C4-N4	-7.17	115.18	120.20
26	1H	1191	G	C8-N9-C4	7.17	109.27	106.40

Continued on next page...

Continued from previous page...

Mol	Chain	Res	Type	Atoms	Z	Observed(°)	Ideal(°)
1	13	1412	C	C6-N1-C2	7.17	123.17	120.30
1	13	690	G	N9-C4-C5	-7.17	102.53	105.40
26	1H	689	A	N1-C6-N6	7.17	122.90	118.60
26	1H	1931	U	N3-C4-O4	-7.17	114.38	119.40
23	2L	77	A	N9-C4-C5	-7.17	102.93	105.80
26	1H	2318	G	O4'-C1'-N9	7.16	113.93	108.20
26	14	1761	C	N1-C2-O2	-7.16	114.60	118.90
26	14	2258	C	C5-C4-N4	-7.16	115.19	120.20
26	1H	765	G	N3-C2-N2	-7.16	114.89	119.90
1	13	827	U	C2-N1-C1'	7.16	126.29	117.70
26	1H	1698	A	N7-C8-N9	7.16	117.38	113.80
26	14	2438	U	O5'-P-OP2	-7.16	99.26	105.70
26	1H	811	U	C5-C6-N1	-7.15	119.12	122.70
1	13	963	G	N1-C2-N2	-7.15	109.76	116.20
26	1H	2340	G	C8-N9-C4	7.15	109.26	106.40
1	13	1203	C	C6-N1-C2	-7.15	117.44	120.30
26	1H	2688	U	C5-C6-N1	-7.15	119.12	122.70
26	1H	1363	C	N3-C4-C5	7.14	124.76	121.90
26	14	4	C	N1-C2-O2	7.14	123.19	118.90
23	2K	1	C	C6-N1-C2	-7.14	117.44	120.30
26	1H	133	C	C6-N1-C2	7.14	123.16	120.30
26	1H	790	C	N3-C2-O2	7.14	126.90	121.90
26	1H	2346	A	C4-C5-C6	7.14	120.57	117.00
26	14	213	A	N1-C6-N6	7.14	122.88	118.60
26	14	2241	A	C2-N3-C4	-7.14	107.03	110.60
26	14	1828	G	C8-N9-C4	-7.13	103.55	106.40
26	14	2612	C	C5-C4-N4	-7.13	115.21	120.20
26	14	1281	G	C4-C5-N7	7.13	113.65	110.80
26	14	1309	G	C6-C5-N7	-7.13	126.12	130.40
26	1H	259	G	C4-C5-N7	7.13	113.65	110.80
26	1H	691	C	N3-C2-O2	7.13	126.89	121.90
26	1H	2253	G	N9-C4-C5	-7.13	102.55	105.40
26	14	2600	A	C4-C5-N7	-7.13	107.14	110.70
24	3L	47	G	N3-C2-N2	-7.12	114.92	119.90
26	1H	2869	G	C8-N9-C4	-7.12	103.55	106.40
26	1H	1122	G	C8-N9-C4	7.12	109.25	106.40
26	1H	2465	C	N3-C4-C5	7.12	124.75	121.90
26	1H	2689	U	C5-C6-N1	-7.12	119.14	122.70
26	14	2060	A	N1-C6-N6	-7.12	114.33	118.60
26	1H	2625	G	C5-C6-O6	-7.12	124.33	128.60
26	1H	1363	C	C5-C6-N1	-7.11	117.44	121.00
26	1H	1543	A	C2-N3-C4	-7.11	107.04	110.60

Continued on next page...

Continued from previous page...

Mol	Chain	Res	Type	Atoms	Z	Observed(°)	Ideal(°)
26	1H	1790	C	C2-N1-C1'	-7.11	110.97	118.80
26	1H	1790	C	C2-N3-C4	-7.11	116.34	119.90
26	1H	2331	G	C2-N3-C4	-7.11	108.34	111.90
26	14	793	A	C2-N3-C4	-7.11	107.04	110.60
26	14	1558	A	C2-N3-C4	-7.11	107.04	110.60
26	14	1342	A	N1-C2-N3	7.11	132.86	129.30
26	1H	2509	G	C4-C5-N7	7.11	113.64	110.80
26	14	2012	G	N3-C4-N9	7.11	130.27	126.00
26	14	2443	C	O5'-P-OP1	-7.11	99.30	105.70
26	1H	1417	C	C6-N1-C2	-7.11	117.46	120.30
26	1H	664	C	C4-C5-C6	7.10	120.95	117.40
1	13	703	G	C4-C5-N7	7.10	113.64	110.80
26	1H	1972	A	C5-C6-N6	-7.10	118.02	123.70
26	14	2255	G	O5'-P-OP2	-7.10	99.31	105.70
26	1H	932	G	N1-C2-N2	-7.10	109.81	116.20
26	14	1762	A	OP2-P-O3'	7.10	120.81	105.20
26	1H	188	G	C6-C5-N7	-7.09	126.14	130.40
26	1H	458	G	N9-C4-C5	7.09	108.24	105.40
26	1H	2726	U	C5-C4-O4	7.09	130.15	125.90
26	1H	862	G	N3-C4-C5	-7.09	125.06	128.60
26	1H	74	A	C4-C5-C6	7.08	120.54	117.00
26	14	1313	U	C6-N1-C2	-7.08	116.75	121.00
26	1H	734	A	O5'-P-OP2	-7.08	99.33	105.70
26	14	2426	A	N7-C8-N9	7.08	117.34	113.80
26	1H	1614	A	C5-C6-N1	-7.08	114.16	117.70
26	1H	795	C	C5-C6-N1	-7.08	117.46	121.00
1	1G	360	A	C8-N9-C4	7.08	108.63	105.80
26	14	2544	G	C5-C6-O6	-7.08	124.35	128.60
26	1H	140	A	C2-N3-C4	-7.08	107.06	110.60
26	1H	1678	G	N7-C8-N9	7.08	116.64	113.10
26	1H	979	G	N3-C2-N2	-7.07	114.95	119.90
26	1H	681	G	C8-N9-C4	7.07	109.23	106.40
26	1H	793	A	O5'-P-OP2	-7.07	99.33	105.70
1	13	601	C	C6-N1-C2	-7.07	117.47	120.30
26	14	872	A	N1-C6-N6	7.07	122.84	118.60
26	14	2079	U	O5'-P-OP1	-7.07	99.34	105.70
26	14	2346	A	C5-C6-N1	-7.07	114.17	117.70
26	14	2441	C	N3-C2-O2	-7.07	116.95	121.90
26	1H	127	A	C5-C6-N6	-7.07	118.05	123.70
26	1H	623	G	O5'-P-OP2	-7.07	99.34	105.70
1	1G	1158	C	C6-N1-C2	-7.07	117.47	120.30
26	14	2607	G	N9-C4-C5	-7.07	102.57	105.40

Continued on next page...

Continued from previous page...

Mol	Chain	Res	Type	Atoms	Z	Observed(°)	Ideal(°)
26	1H	860	U	C5-C6-N1	-7.06	119.17	122.70
26	1H	1241	A	N1-C6-N6	7.06	122.84	118.60
1	13	1301	U	C6-N1-C1'	-7.06	111.31	121.20
26	1H	271(B)	G	P-O3'-C3'	7.06	128.18	119.70
27	1J	103	U	C5-C6-N1	-7.06	119.17	122.70
26	14	830	G	C5-C6-O6	-7.06	124.36	128.60
26	14	2433	A	C4-C5-C6	7.06	120.53	117.00
26	1H	1573	G	C8-N9-C4	7.06	109.22	106.40
1	1G	493	G	N3-C4-C5	-7.06	125.07	128.60
26	14	117	G	N1-C6-O6	7.06	124.14	119.90
26	1H	1603	A	N7-C8-N9	7.06	117.33	113.80
26	14	1656	C	C6-N1-C2	-7.06	117.48	120.30
31	39	125	LEU	CA-CB-CG	7.06	131.53	115.30
26	1H	1698	A	C4-C5-C6	7.05	120.53	117.00
26	1H	2477	C	N1-C2-O2	7.05	123.13	118.90
26	14	2444	G	N3-C2-N2	-7.05	114.96	119.90
26	1H	835	A	C2-N3-C4	7.05	114.13	110.60
26	1H	1844	C	N3-C4-N4	7.05	122.94	118.00
26	1H	2358	G	N9-C4-C5	7.05	108.22	105.40
26	1H	798	G	C8-N9-C4	7.05	109.22	106.40
26	14	2224	G	C6-C5-N7	-7.05	126.17	130.40
1	13	1374	A	C2-N3-C4	-7.04	107.08	110.60
26	1H	940	G	C5-C6-O6	-7.04	124.37	128.60
26	1H	802	A	OP1-P-O3'	-7.04	89.71	105.20
26	1H	1606	G	C6-C5-N7	-7.04	126.18	130.40
26	1H	1646	C	C6-N1-C2	7.04	123.12	120.30
26	14	772	C	N3-C2-O2	7.04	126.83	121.90
40	35	46	LYS	C-N-CA	-7.04	104.10	121.70
26	1H	1790	C	N3-C2-O2	7.03	126.82	121.90
26	1H	2043	C	C6-N1-C2	-7.03	117.49	120.30
1	13	760	G	N1-C6-O6	7.03	124.11	119.90
26	1H	2236	C	O5'-P-OP1	-7.03	99.38	105.70
26	1H	62	C	C5-C6-N1	-7.02	117.49	121.00
26	1H	1356	G	N1-C6-O6	7.02	124.11	119.90
26	1H	1888	G	N3-C4-N9	7.02	130.21	126.00
26	1H	2466	C	N3-C4-C5	7.02	124.71	121.90
26	1H	1032	A	N1-C6-N6	7.02	122.81	118.60
26	1H	205	G	N3-C2-N2	7.01	124.81	119.90
26	1H	1021	A	C6-C5-N7	-7.01	127.39	132.30
1	13	123	C	O5'-P-OP2	-7.01	99.39	105.70
26	1H	688	U	C4-C5-C6	7.01	123.91	119.70
26	1H	783	A	C5-C6-N1	-7.01	114.19	117.70

Continued on next page...

Continued from previous page...

Mol	Chain	Res	Type	Atoms	Z	Observed(°)	Ideal(°)
26	1H	2277	G	N3-C4-C5	-7.01	125.09	128.60
26	14	750	A	N7-C8-N9	7.01	117.31	113.80
26	14	1661	G	C8-N9-C4	7.01	109.20	106.40
26	14	2275	C	C5-C6-N1	7.00	124.50	121.00
26	14	2755	C	C2-N1-C1'	7.00	126.50	118.80
26	1H	530	G	N1-C2-N2	-7.00	109.90	116.20
1	13	529	G	N1-C6-O6	7.00	124.10	119.90
26	1H	389	G	N9-C4-C5	-7.00	102.60	105.40
1	13	578	C	N1-C2-O2	-7.00	114.70	118.90
1	1G	1374	A	C2-N3-C4	-7.00	107.10	110.60
1	1G	121	C	C2-N1-C1'	7.00	126.50	118.80
26	1H	162	U	C2-N1-C1'	6.99	126.09	117.70
26	14	820	A	N1-C6-N6	-6.99	114.40	118.60
26	1H	765	G	C5-C6-O6	-6.99	124.41	128.60
26	14	68	G	N1-C6-O6	6.99	124.09	119.90
26	1H	2357	U	O5'-P-OP2	-6.99	99.41	105.70
26	14	1725	G	C4-N9-C1'	6.99	135.59	126.50
1	1G	4	U	N3-C2-O2	-6.99	117.31	122.20
24	3L	62	C	C2-N1-C1'	6.98	126.48	118.80
1	13	843	U	C2-N1-C1'	6.98	126.08	117.70
26	1H	19	C	C6-N1-C2	6.98	123.09	120.30
26	1H	844	C	N1-C2-O2	-6.98	114.71	118.90
26	1H	1844	C	C5-C4-N4	-6.98	115.31	120.20
26	1H	1377	G	O5'-P-OP2	-6.98	99.42	105.70
26	1H	1520	U	N3-C2-O2	-6.98	117.32	122.20
26	1H	2782	G	N1-C6-O6	6.97	124.08	119.90
26	1H	1888	G	N3-C4-C5	-6.97	125.11	128.60
26	14	2619	C	C6-N1-C2	6.97	123.09	120.30
26	14	2275	C	N3-C2-O2	-6.97	117.02	121.90
26	14	1695	G	N3-C4-C5	-6.97	125.12	128.60
26	1H	350	U	C5-C4-O4	6.97	130.08	125.90
26	14	1776	G	C6-C5-N7	-6.97	126.22	130.40
1	13	36	C	N3-C4-C5	-6.97	119.11	121.90
26	1H	2688	U	N1-C2-N3	6.97	119.08	114.90
24	3L	47	G	N3-C4-N9	-6.97	121.82	126.00
26	1H	2521	C	O5'-P-OP1	-6.96	99.43	105.70
24	3K	66	C	N1-C2-O2	6.96	123.08	118.90
26	14	1342	A	N9-C1'-C2'	6.96	123.05	114.00
1	1G	1374	A	N1-C2-N3	6.96	132.78	129.30
26	14	929	G	C4-C5-N7	6.96	113.58	110.80
26	1H	432	A	C5-C6-N6	-6.96	118.13	123.70
1	13	1322	C	C6-N1-C2	6.95	123.08	120.30

Continued on next page...

Continued from previous page...

Mol	Chain	Res	Type	Atoms	Z	Observed(°)	Ideal(°)
26	1H	2304	G	N3-C4-C5	6.95	132.08	128.60
26	14	668	G	C8-N9-C4	6.95	109.18	106.40
26	1H	668	G	OP1-P-O3'	6.95	120.49	105.20
26	1H	1182	A	N1-C6-N6	6.95	122.77	118.60
26	14	2329	G	C5-C6-N1	6.95	114.97	111.50
26	14	1950	G	N3-C2-N2	6.95	124.76	119.90
26	14	1695	G	O5'-P-OP2	-6.94	99.45	105.70
26	14	2452	C	C5-C4-N4	-6.94	115.34	120.20
26	14	2776	A	P-O3'-C3'	6.94	128.03	119.70
26	14	2821	A	C2-N3-C4	-6.94	107.13	110.60
26	1H	729	G	N3-C2-N2	-6.94	115.05	119.90
26	1H	917	A	C6-C5-N7	-6.94	127.44	132.30
26	1H	1021	A	N7-C8-N9	6.93	117.27	113.80
26	1H	660	G	C4-C5-N7	6.93	113.57	110.80
26	1H	223	A	O5'-P-OP2	-6.93	99.46	105.70
26	14	200	U	O5'-P-OP1	-6.93	99.46	105.70
1	13	974	A	N1-C6-N6	6.93	122.76	118.60
26	14	2594	C	C6-N1-C2	6.93	123.07	120.30
26	1H	621	A	N1-C2-N3	6.92	132.76	129.30
26	14	2087	G	N9-C4-C5	-6.92	102.63	105.40
26	14	2575	C	C2-N1-C1'	-6.92	111.18	118.80
26	1H	1427	A	C6-N1-C2	-6.92	114.45	118.60
26	14	1332	G	N1-C6-O6	6.92	124.05	119.90
26	14	2417	C	O5'-P-OP2	-6.92	99.47	105.70
26	1H	202	U	N3-C2-O2	6.92	127.05	122.20
26	1H	777	A	N1-C6-N6	-6.92	114.45	118.60
26	1H	1993	U	N1-C2-O2	-6.92	117.95	122.80
26	14	1358	G	C6-C5-N7	-6.92	126.25	130.40
26	14	1624	G	N1-C6-O6	6.92	124.05	119.90
26	1H	1021	A	C5-C6-N1	-6.92	114.24	117.70
26	1H	1786	A	N9-C1'-C2'	6.92	122.99	114.00
26	1H	1825	A	O5'-P-OP2	-6.92	99.47	105.70
26	14	773	U	N1-C2-N3	6.92	119.05	114.90
26	14	2490	G	N9-C4-C5	-6.92	102.63	105.40
26	1H	2822	G	C6-C5-N7	-6.91	126.25	130.40
26	1H	692	C	N3-C4-C5	6.91	124.67	121.90
26	14	677	A	O5'-P-OP2	-6.91	99.48	105.70
26	1H	665	C	C6-N1-C2	6.91	123.06	120.30
26	14	2523	G	N1-C6-O6	6.91	124.05	119.90
1	13	22	G	O5'-P-OP2	-6.91	99.48	105.70
26	1H	1839	G	N3-C4-N9	6.91	130.15	126.00
26	14	665	C	C6-N1-C2	6.91	123.06	120.30

Continued on next page...

Continued from previous page...

Mol	Chain	Res	Type	Atoms	Z	Observed(°)	Ideal(°)
26	14	929	G	N1-C6-O6	6.91	124.04	119.90
26	1H	2330	G	N3-C4-N9	6.90	130.14	126.00
26	1H	2329	G	C8-N9-C4	6.90	109.16	106.40
1	13	1524	C	C6-N1-C2	6.90	123.06	120.30
26	1H	594	U	C5-C6-N1	-6.90	119.25	122.70
47	E8	23	LEU	CA-CB-CG	6.90	131.16	115.30
26	14	74	A	N3-C4-C5	6.90	131.63	126.80
26	1H	1611	C	C2-N3-C4	-6.90	116.45	119.90
26	1H	663	G	C4-N9-C1'	6.89	135.46	126.50
26	1H	1187	G	OP2-P-O3'	6.89	120.37	105.20
1	1G	121	C	C6-N1-C1'	-6.89	112.53	120.80
1	13	962	C	C6-N1-C2	6.89	123.06	120.30
26	1H	822	U	N3-C2-O2	-6.89	117.38	122.20
26	1H	1496	A	C4-C5-C6	6.89	120.45	117.00
26	14	1427	A	N1-C2-N3	6.89	132.75	129.30
26	14	1950	G	C8-N9-C1'	-6.89	118.04	127.00
26	14	2544	G	N1-C6-O6	6.89	124.03	119.90
26	1H	772	C	N3-C4-N4	6.89	122.82	118.00
24	3L	64	U	C5-C6-N1	6.89	126.14	122.70
26	14	681	G	C8-N9-C4	6.89	109.16	106.40
26	1H	473	G	N1-C2-N2	-6.88	110.00	116.20
26	14	1958	C	C6-N1-C2	6.88	123.05	120.30
26	14	784	A	P-O3'-C3'	6.88	127.96	119.70
1	13	49	U	P-O3'-C3'	6.88	127.95	119.70
26	1H	140	A	O4'-C1'-N9	6.88	113.70	108.20
1	1G	197	A	N7-C8-N9	6.87	117.24	113.80
26	1H	51	G	O5'-P-OP1	-6.87	99.52	105.70
26	1H	330	A	C6-C5-N7	-6.87	127.49	132.30
26	1H	2247	A	C2-N3-C4	-6.87	107.17	110.60
26	14	2477	C	C5-C6-N1	6.87	124.43	121.00
26	1H	793	A	N1-C6-N6	6.87	122.72	118.60
26	14	74	A	C6-C5-N7	-6.87	127.49	132.30
26	1H	2358	G	C4-C5-N7	-6.87	108.05	110.80
26	14	1780	A	N1-C6-N6	-6.87	114.48	118.60
26	14	2111	C	N1-C2-O2	6.87	123.02	118.90
27	1J	81	G	C4-C5-N7	6.87	113.55	110.80
26	14	71	A	C8-N9-C4	-6.86	103.06	105.80
26	14	1396	U	C2-N1-C1'	6.86	125.94	117.70
26	14	2374	C	C2-N3-C4	-6.86	116.47	119.90
26	1H	1254	A	N9-C4-C5	-6.86	103.06	105.80
1	13	1126	U	N3-C2-O2	-6.86	117.40	122.20
26	14	1142(A)	A	C2-N3-C4	-6.86	107.17	110.60

Continued on next page...

Continued from previous page...

Mol	Chain	Res	Type	Atoms	Z	Observed(°)	Ideal(°)
1	13	85	U	C6-N1-C2	-6.86	116.89	121.00
1	13	1519	A	N9-C4-C5	6.86	108.54	105.80
26	14	2069	G	C5-C6-O6	-6.86	124.49	128.60
1	13	970	C	N3-C2-O2	-6.85	117.10	121.90
26	1H	2476	A	N3-C4-C5	-6.85	122.00	126.80
1	1G	121	C	N1-C2-O2	6.85	123.01	118.90
26	14	89	G	C8-N9-C4	6.85	109.14	106.40
1	13	1158	C	N1-C2-O2	6.85	123.01	118.90
23	2K	1	C	N3-C2-O2	-6.84	117.11	121.90
1	1G	784	C	C6-N1-C2	6.84	123.04	120.30
26	14	528	A	N1-C2-N3	6.84	132.72	129.30
1	13	760	G	C5-C6-O6	-6.84	124.49	128.60
26	1H	1606	G	C4-C5-N7	6.84	113.54	110.80
1	13	84	U	C5-C4-O4	6.84	130.00	125.90
26	1H	189	G	C5-C6-O6	-6.84	124.50	128.60
26	1H	2598	A	N9-C4-C5	-6.84	103.07	105.80
26	1H	2277	G	C4-C5-N7	-6.83	108.07	110.80
26	1H	2330	G	N3-C2-N2	6.83	124.68	119.90
1	1G	1220	G	N1-C6-O6	6.83	124.00	119.90
26	14	569	U	C6-N1-C2	6.83	125.10	121.00
1	1G	232	G	C6-C5-N7	-6.82	126.31	130.40
1	13	545	C	N1-C2-O2	6.82	122.99	118.90
1	1G	1305	G	N3-C2-N2	-6.82	115.12	119.90
26	14	155	C	N3-C2-O2	-6.82	117.13	121.90
26	14	1610	A	N9-C4-C5	-6.82	103.07	105.80
26	14	1950	G	C6-C5-N7	-6.82	126.31	130.40
1	13	1335	C	C5-C6-N1	-6.82	117.59	121.00
26	14	131	G	C6-C5-N7	-6.82	126.31	130.40
1	13	975	A	C5-N7-C8	-6.81	100.49	103.90
26	1H	120	U	C5-C6-N1	-6.81	119.29	122.70
26	1H	458	G	N1-C6-O6	-6.81	115.81	119.90
26	1H	2465	C	C2-N3-C4	-6.81	116.49	119.90
1	13	819	A	C8-N9-C4	-6.81	103.08	105.80
26	1H	1800	C	O5'-P-OP1	-6.81	99.57	105.70
26	14	579	G	C4-N9-C1'	6.81	135.35	126.50
26	14	2607	G	C6-C5-N7	-6.81	126.31	130.40
26	1H	658	C	O5'-P-OP1	6.81	118.87	110.70
26	1H	2608	G	C5-C6-N1	-6.81	108.10	111.50
26	14	686	G	C4-C5-N7	6.81	113.52	110.80
26	14	824	A	C8-N9-C4	6.81	108.52	105.80
26	1H	945	A	N9-C1'-C2'	6.80	122.84	114.00
26	1H	1625	C	N1-C2-O2	6.80	122.98	118.90

Continued on next page...

Continued from previous page...

Mol	Chain	Res	Type	Atoms	Z	Observed(°)	Ideal(°)
27	16	101	A	C8-N9-C4	6.80	108.52	105.80
26	1H	2072	G	O5'-P-OP2	-6.80	99.58	105.70
1	13	1227	A	N3-C4-C5	6.80	131.56	126.80
26	1H	2311	A	C5-N7-C8	-6.80	100.50	103.90
26	14	2597	G	C6-C5-N7	-6.80	126.32	130.40
1	1G	1270	C	C5-C6-N1	6.79	124.40	121.00
26	1H	466	A	N1-C6-N6	6.79	122.67	118.60
26	1H	593	G	N1-C2-N2	-6.79	110.09	116.20
26	14	2355	C	C6-N1-C1'	-6.79	112.65	120.80
26	1H	232	G	C8-N9-C1'	-6.79	118.18	127.00
26	1H	788	A	OP2-P-O3'	6.79	120.13	105.20
1	1G	150	C	C6-N1-C2	-6.79	117.58	120.30
26	1H	141	A	N7-C8-N9	6.79	117.19	113.80
1	1G	579	G	C6-C5-N7	-6.79	126.33	130.40
26	14	750	A	C8-N9-C4	-6.79	103.09	105.80
26	1H	1413	G	C8-N9-C4	-6.78	103.69	106.40
26	14	1779	U	C2-N1-C1'	6.78	125.84	117.70
26	1H	606	U	O5'-P-OP2	-6.78	99.60	105.70
26	1H	870	A	O5'-P-OP1	-6.78	99.60	105.70
26	1H	1978	A	C8-N9-C4	-6.78	103.09	105.80
26	14	801	G	C5-C6-O6	6.78	132.67	128.60
26	14	1914	C	C2-N1-C1'	6.78	126.26	118.80
26	1H	676	A	N1-C2-N3	6.78	132.69	129.30
26	1H	2688	U	C4-C5-C6	6.77	123.76	119.70
29	11	39	LYS	N-CA-C	6.77	129.29	111.00
1	1G	449	C	N3-C2-O2	-6.77	117.16	121.90
26	14	2873	A	C4-C5-C6	6.77	120.39	117.00
1	13	789	U	N3-C2-O2	-6.77	117.46	122.20
26	1H	2766	G	N1-C6-O6	6.77	123.96	119.90
26	1H	1955	U	N1-C2-N3	6.77	118.96	114.90
26	1H	2033	A	N1-C6-N6	-6.77	114.54	118.60
26	14	388	G	N3-C4-N9	-6.77	121.94	126.00
27	16	100	G	N7-C8-N9	-6.76	109.72	113.10
26	14	2287	A	N1-C2-N3	6.76	132.68	129.30
26	1H	963	U	O5'-P-OP2	6.76	118.81	110.70
26	1H	1184	G	C2-N3-C4	-6.76	108.52	111.90
1	1G	413	G	O4'-C1'-N9	6.76	113.61	108.20
26	1H	1614	A	C6-C5-N7	-6.76	127.57	132.30
26	1H	2018	G	N7-C8-N9	6.76	116.48	113.10
1	13	1266	G	N3-C4-C5	6.76	131.98	128.60
26	1H	859	G	N3-C4-N9	-6.76	121.95	126.00
1	1G	413	G	C4-N9-C1'	-6.76	117.72	126.50

Continued on next page...

Continued from previous page...

Mol	Chain	Res	Type	Atoms	Z	Observed(°)	Ideal(°)
23	2K	27	G	N1-C6-O6	6.75	123.95	119.90
1	13	858	G	C8-N9-C4	-6.75	103.70	106.40
26	1H	1260	G	N1-C6-O6	6.75	123.95	119.90
26	1H	1820	U	O5'-P-OP2	-6.75	99.62	105.70
26	1H	788	A	C8-N9-C4	6.75	108.50	105.80
26	14	1496	A	C6-C5-N7	-6.75	127.57	132.30
26	1H	1520	U	N3-C4-C5	-6.75	110.55	114.60
26	14	803	U	N3-C2-O2	-6.75	117.47	122.20
26	1H	1888	G	C4-N9-C1'	6.75	135.27	126.50
1	1G	1502	A	C2-N3-C4	-6.75	107.23	110.60
26	1H	1308	A	N9-C4-C5	6.74	108.50	105.80
26	14	2224	G	N1-C6-O6	6.74	123.95	119.90
26	1H	1128	A	O5'-P-OP2	-6.74	99.63	105.70
26	1H	2847	U	O5'-P-OP1	-6.74	99.63	105.70
26	1H	1513	C	C6-N1-C2	-6.74	117.60	120.30
23	2L	19	G	N3-C4-C5	6.74	131.97	128.60
23	2L	77	A	N7-C8-N9	-6.74	110.43	113.80
26	14	929	G	C5-N7-C8	-6.74	100.93	104.30
26	1H	1178	C	N3-C4-C5	6.74	124.59	121.90
1	1G	1465	C	N1-C2-O2	6.74	122.94	118.90
23	2L	77	A	N3-C4-C5	6.74	131.52	126.80
26	14	1611	C	C6-N1-C2	6.74	123.00	120.30
26	14	2017	U	N3-C4-O4	6.74	124.12	119.40
26	1H	1970	A	O4'-C1'-N9	-6.74	102.81	108.20
26	1H	2281	C	C5-C4-N4	-6.73	115.49	120.20
26	1H	1427	A	N9-C4-C5	6.73	108.49	105.80
26	1H	2446	G	C4-C5-N7	6.73	113.49	110.80
26	14	1378	A	N1-C2-N3	-6.73	125.94	129.30
1	13	1259	C	C5-C6-N1	6.72	124.36	121.00
26	14	179	G	C8-N9-C4	6.72	109.09	106.40
26	1H	1364	G	C5-C6-O6	-6.72	124.57	128.60
26	1H	2288	A	N9-C4-C5	-6.72	103.11	105.80
1	13	1227	A	C4-C5-N7	6.72	114.06	110.70
26	1H	2031	A	C5-C6-N1	6.72	121.06	117.70
1	1G	1514	C	N3-C4-N4	6.72	122.70	118.00
26	14	2055	C	C6-N1-C2	6.72	122.99	120.30
26	1H	2083	G	N3-C2-N2	-6.72	115.20	119.90
26	1H	2253	G	C6-C5-N7	-6.72	126.37	130.40
26	14	2346	A	C6-C5-N7	-6.72	127.60	132.30
26	1H	693	C	C5-C6-N1	-6.72	117.64	121.00
26	1H	70	G	P-O3'-C3'	6.71	127.76	119.70
26	14	1342	A	O4'-C1'-N9	6.71	113.57	108.20

Continued on next page...

Continued from previous page...

Mol	Chain	Res	Type	Atoms	Z	Observed(°)	Ideal(°)
1	13	703	G	N7-C8-N9	6.71	116.45	113.10
26	1H	1559	G	C4-C5-N7	6.71	113.48	110.80
26	1H	2352	A	O5'-P-OP1	-6.71	99.66	105.70
26	14	117	G	N3-C4-N9	6.71	130.03	126.00
26	1H	2689	U	N1-C2-N3	6.71	118.92	114.90
1	13	1446	A	O4'-C1'-N9	6.71	113.56	108.20
26	1H	226	G	O4'-C1'-N9	6.71	113.56	108.20
26	1H	2385	C	C2-N3-C4	-6.71	116.55	119.90
26	1H	2597	G	C6-C5-N7	-6.70	126.38	130.40
26	14	738	G	N1-C6-O6	-6.70	115.88	119.90
1	13	703	G	N1-C6-O6	6.70	123.92	119.90
26	1H	1564	C	N3-C2-O2	-6.70	117.21	121.90
26	14	1772	G	C2-N3-C4	-6.70	108.55	111.90
26	14	2396	G	C5-C6-O6	-6.70	124.58	128.60
26	14	2516	G	OP2-P-O3'	6.70	119.93	105.20
26	1H	415	A	N1-C6-N6	6.70	122.62	118.60
26	1H	628	G	N1-C6-O6	-6.70	115.88	119.90
26	1H	917	A	C5-C6-N1	-6.70	114.35	117.70
39	25	8	LEU	CA-CB-CG	6.70	130.70	115.30
1	13	1195	C	C6-N1-C2	-6.69	117.62	120.30
26	14	574	C	N3-C4-N4	-6.69	113.31	118.00
29	19	43	ARG	NE-CZ-NH2	6.69	123.65	120.30
26	1H	1497	U	C5-C4-O4	-6.69	121.88	125.90
2	12	196	LEU	CA-CB-CG	6.69	130.69	115.30
1	13	553	A	C8-N9-C4	-6.69	103.12	105.80
26	1H	788	A	C6-C5-N7	-6.69	127.62	132.30
26	14	856	C	C2-N1-C1'	6.69	126.16	118.80
26	1H	191	A	N9-C4-C5	6.68	108.47	105.80
26	14	786	C	N3-C4-C5	6.68	124.57	121.90
26	1H	825	C	N1-C2-O2	-6.68	114.89	118.90
26	14	213	A	N9-C4-C5	-6.68	103.13	105.80
26	14	1359	A	N7-C8-N9	-6.68	110.46	113.80
26	14	1902	C	N3-C4-C5	6.68	124.57	121.90
26	1H	1241	A	C5-N7-C8	-6.68	100.56	103.90
26	14	330	A	N1-C6-N6	6.68	122.61	118.60
26	14	752	A	N1-C2-N3	6.68	132.64	129.30
1	13	808	C	N1-C2-O2	-6.68	114.89	118.90
26	1H	464	U	C5-C6-N1	-6.68	119.36	122.70
26	1H	2296	U	N3-C4-O4	6.68	124.07	119.40
26	1H	2575	C	C5-C6-N1	-6.68	117.66	121.00
26	1H	2731	G	N1-C6-O6	6.68	123.91	119.90
26	14	1187	G	N1-C6-O6	6.68	123.91	119.90

Continued on next page...

Continued from previous page...

Mol	Chain	Res	Type	Atoms	Z	Observed(°)	Ideal(°)
26	1H	232	G	N9-C4-C5	-6.67	102.73	105.40
26	1H	852	G	O5'-P-OP2	-6.67	99.69	105.70
26	14	1783	A	C8-N9-C4	-6.67	103.13	105.80
26	14	2087	G	C8-N9-C4	6.67	109.07	106.40
26	14	2287	A	N3-C4-C5	6.67	131.47	126.80
1	13	942	G	OP1-P-O3'	6.67	119.88	105.20
1	1G	1514	C	C5-C4-N4	-6.67	115.53	120.20
1	13	57	G	N3-C4-C5	-6.67	125.27	128.60
26	1H	34	C	O5'-P-OP2	6.67	118.70	110.70
26	1H	122	G	C5-C6-O6	-6.67	124.60	128.60
26	1H	945	A	O4'-C1'-N9	6.67	113.53	108.20
26	1H	1513	C	C5-C6-N1	6.67	124.33	121.00
26	1H	2380	C	C2-N3-C4	-6.67	116.57	119.90
26	1H	689	A	C8-N9-C4	6.66	108.47	105.80
26	14	1600	C	O5'-P-OP2	-6.66	99.70	105.70
26	1H	837	C	C5-C4-N4	-6.66	115.54	120.20
23	2K	13	C	C5-C6-N1	6.66	124.33	121.00
1	1G	1322	C	N3-C2-O2	-6.66	117.24	121.90
1	13	738	C	C6-N1-C2	-6.66	117.64	120.30
26	1H	1379	A	N1-C6-N6	6.66	122.60	118.60
26	1H	1828	G	C5-C6-O6	6.66	132.59	128.60
26	14	2595	G	O5'-P-OP1	-6.66	99.71	105.70
26	1H	858	U	O5'-P-OP2	-6.66	99.71	105.70
26	1H	2697	G	OP1-P-OP2	6.66	129.58	119.60
26	14	530	G	N3-C2-N2	6.66	124.56	119.90
26	14	2329	G	C4-C5-N7	6.66	113.46	110.80
26	1H	1926	U	O5'-P-OP2	-6.65	99.71	105.70
26	14	582	G	C5-C6-O6	-6.65	124.61	128.60
26	14	2880	C	C6-N1-C2	-6.65	117.64	120.30
26	1H	20	C	N1-C2-O2	-6.65	114.91	118.90
26	14	1237	A	N1-C6-N6	-6.65	114.61	118.60
26	1H	1931	U	C4-C5-C6	6.65	123.69	119.70
26	1H	2439	A	N1-C6-N6	6.65	122.59	118.60
26	1H	570	G	C5-C6-O6	-6.65	124.61	128.60
1	13	975	A	N1-C6-N6	6.65	122.59	118.60
26	14	1616	A	O4'-C1'-N9	6.65	113.52	108.20
26	1H	2277	G	C5-C6-O6	6.65	132.59	128.60
26	1H	127	A	N9-C4-C5	-6.64	103.14	105.80
26	14	1772	G	N1-C6-O6	6.64	123.89	119.90
26	14	2767	C	N3-C4-C5	-6.64	119.24	121.90
26	1H	2474	C	N1-C2-O2	6.64	122.88	118.90
26	14	205	G	N9-C4-C5	-6.64	102.74	105.40

Continued on next page...

Continued from previous page...

Mol	Chain	Res	Type	Atoms	Z	Observed(°)	Ideal(°)
26	14	1762	A	C2-N3-C4	-6.64	107.28	110.60
26	1H	2083	G	N1-C6-O6	6.64	123.88	119.90
26	1H	2270	G	C8-N9-C4	6.64	109.05	106.40
26	14	774	A	N3-C4-N9	-6.64	122.09	127.40
26	1H	508	G	C4-N9-C1'	6.63	135.12	126.50
26	14	530	G	N7-C8-N9	6.63	116.42	113.10
26	14	1348	G	O5'-P-OP1	-6.63	99.73	105.70
26	14	1379	A	C5-C6-N6	-6.63	118.39	123.70
26	14	2163	C	C5-C6-N1	6.63	124.32	121.00
1	13	1074	G	N1-C6-O6	6.63	123.88	119.90
26	1H	1799	G	N3-C4-C5	-6.63	125.29	128.60
26	14	2575	C	C5-C4-N4	6.63	124.84	120.20
23	2K	77	A	C4-C5-N7	6.62	114.01	110.70
26	1H	99	U	C2-N1-C1'	6.62	125.65	117.70
26	1H	1241	A	C4-C5-N7	6.62	114.01	110.70
1	1G	901	A	C2-N3-C4	-6.62	107.29	110.60
26	14	1348	G	C5-C6-O6	-6.62	124.63	128.60
26	1H	1820	U	C5-C6-N1	-6.62	119.39	122.70
1	13	968	A	C8-N9-C4	6.62	108.45	105.80
26	14	566	U	C5-C6-N1	-6.62	119.39	122.70
26	14	1022	G	N9-C4-C5	6.62	108.05	105.40
26	1H	2049	G	C2-N3-C4	-6.61	108.59	111.90
26	1H	2595	G	N9-C4-C5	-6.61	102.75	105.40
26	14	396	G	N1-C6-O6	6.61	123.87	119.90
26	14	1909	C	O5'-P-OP2	-6.61	99.75	105.70
26	1H	2336	A	C2-N3-C4	6.61	113.91	110.60
26	1H	2346	A	C4-N9-C1'	6.61	138.20	126.30
26	1H	2375	G	N9-C4-C5	-6.61	102.76	105.40
26	1H	2626	C	N3-C4-C5	6.61	124.54	121.90
26	14	2307	G	C4-N9-C1'	6.61	135.09	126.50
26	14	2485	G	C8-N9-C4	6.61	109.05	106.40
24	3K	16	C	N1-C2-O2	6.61	122.86	118.90
26	1H	2374	C	N3-C4-C5	6.61	124.54	121.90
1	1G	266	G	P-O3'-C3'	6.61	127.63	119.70
26	14	2062	A	N7-C8-N9	-6.61	110.50	113.80
26	14	1781	C	C6-N1-C2	6.61	122.94	120.30
1	13	336	C	N3-C2-O2	6.61	126.53	121.90
27	16	115	G	N1-C6-O6	6.61	123.86	119.90
26	14	1645	G	N1-C6-O6	-6.61	115.94	119.90
26	14	194	G	N1-C6-O6	6.60	123.86	119.90
1	13	690	G	N7-C8-N9	6.60	116.40	113.10
26	1H	692	C	C5-C6-N1	-6.60	117.70	121.00

Continued on next page...

Continued from previous page...

Mol	Chain	Res	Type	Atoms	Z	Observed(°)	Ideal(°)
26	1H	2550	G	C5-C6-O6	-6.60	124.64	128.60
26	14	788	A	N1-C6-N6	6.60	122.56	118.60
24	3K	2	C	C6-N1-C2	-6.60	117.66	120.30
26	1H	2477	C	N3-C2-O2	-6.60	117.28	121.90
26	14	783	A	C8-N9-C4	-6.60	103.16	105.80
26	1H	839	U	C5-C6-N1	-6.59	119.40	122.70
26	14	117	G	N9-C4-C5	-6.59	102.76	105.40
26	1H	68	G	O5'-P-OP1	-6.59	99.77	105.70
26	1H	2581	G	C4-C5-N7	6.59	113.44	110.80
26	1H	138	G	C4-C5-N7	6.59	113.44	110.80
26	1H	1596	A	N1-C6-N6	6.59	122.56	118.60
1	13	775	G	C5-C6-O6	-6.59	124.65	128.60
1	13	862	C	C6-N1-C2	6.59	122.94	120.30
1	13	1301	U	N1-C2-O2	6.59	127.41	122.80
26	1H	1363	C	C2-N3-C4	-6.59	116.61	119.90
26	1H	2380	C	C5-C6-N1	-6.59	117.70	121.00
1	1G	645	C	C6-N1-C2	-6.59	117.67	120.30
1	13	703	G	C5-C6-O6	-6.59	124.65	128.60
26	14	1627	G	C5-C6-O6	6.59	132.55	128.60
26	14	2494	G	C5-C6-O6	6.59	132.55	128.60
26	1H	195	A	N1-C6-N6	6.58	122.55	118.60
26	1H	967	C	O5'-P-OP2	-6.58	99.78	105.70
26	1H	2385	C	N1-C2-O2	-6.58	114.95	118.90
26	14	1821	A	N1-C6-N6	6.58	122.55	118.60
26	1H	1678	G	C6-C5-N7	-6.58	126.45	130.40
1	13	763	G	N3-C4-C5	6.58	131.89	128.60
27	16	14	U	O5'-P-OP2	-6.58	99.78	105.70
1	1G	413	G	C4-C5-N7	-6.58	108.17	110.80
1	13	802	A	N1-C6-N6	6.57	122.54	118.60
1	13	1434	A	C8-N9-C4	6.57	108.43	105.80
26	1H	898	C	C6-N1-C1'	-6.57	112.91	120.80
1	13	792	A	C3'-C2'-C1'	-6.57	96.24	101.50
26	1H	1066	U	C2-N1-C1'	6.57	125.59	117.70
26	14	244	A	C5-C6-N6	-6.57	118.44	123.70
26	14	1308	A	C5-C6-N6	6.57	128.96	123.70
26	1H	130	C	C6-N1-C2	6.57	122.93	120.30
26	1H	2819	G	C8-N9-C4	6.57	109.03	106.40
26	1H	630	G	C8-N9-C4	6.57	109.03	106.40
30	21	186	GLY	N-CA-C	6.57	129.52	113.10
26	14	681	G	N9-C4-C5	-6.57	102.77	105.40
26	14	1902	C	C5-C4-N4	-6.57	115.60	120.20
1	1G	791	G	N1-C6-O6	6.56	123.84	119.90

Continued on next page...

Continued from previous page...

Mol	Chain	Res	Type	Atoms	Z	Observed(°)	Ideal(°)
26	14	855	G	C8-N9-C4	-6.56	103.77	106.40
26	1H	785	G	N9-C4-C5	6.56	108.03	105.40
1	13	1519	A	C5-C6-N1	-6.56	114.42	117.70
26	1H	1026	U	C6-N1-C1'	6.56	130.39	121.20
1	13	1513	A	C8-N9-C4	6.56	108.42	105.80
26	1H	389	G	C8-N9-C4	6.56	109.02	106.40
26	1H	791	C	C5-C6-N1	-6.56	117.72	121.00
26	1H	1268	A	C8-N9-C4	6.56	108.42	105.80
26	14	2767	C	C5-C6-N1	6.56	124.28	121.00
26	1H	682	G	C6-C5-N7	-6.56	126.47	130.40
26	14	582	G	N1-C6-O6	6.56	123.83	119.90
26	14	2616	C	N3-C2-O2	-6.56	117.31	121.90
26	1H	1961	C	C6-N1-C2	6.56	122.92	120.30
26	14	668	G	N3-C4-C5	6.56	131.88	128.60
1	13	611	A	N1-C6-N6	6.55	122.53	118.60
26	14	1585	C	N1-C2-O2	6.55	122.83	118.90
26	1H	500	G	O5'-P-OP1	-6.55	99.80	105.70
26	1H	1617	C	N3-C4-C5	6.55	124.52	121.90
26	1H	1940	U	C5-C6-N1	-6.55	119.42	122.70
26	14	489	G	C6-C5-N7	-6.55	126.47	130.40
26	14	1820	U	O5'-P-OP1	-6.55	99.80	105.70
26	1H	2585	U	N3-C2-O2	-6.55	117.61	122.20
1	13	1054	C	C5-C4-N4	-6.55	115.62	120.20
26	1H	1634	A	C4-C5-C6	6.55	120.27	117.00
26	1H	1902	C	N3-C4-N4	-6.55	113.42	118.00
26	14	2226	C	N3-C4-C5	6.55	124.52	121.90
52	F5	21	ARG	NE-CZ-NH1	-6.55	117.03	120.30
1	13	974	A	C6-C5-N7	-6.54	127.72	132.30
26	1H	1332	G	C5-C6-N1	-6.54	108.23	111.50
26	1H	2288	A	C5-C6-N6	-6.54	118.46	123.70
26	14	252	G	C5-C6-O6	6.54	132.53	128.60
26	14	2709	G	C2-N3-C4	-6.54	108.63	111.90
26	14	2600	A	C5-C6-N6	6.54	128.93	123.70
26	14	2767	C	C6-N1-C2	-6.54	117.68	120.30
26	14	683	C	C5-C6-N1	-6.54	117.73	121.00
26	1H	632	A	O5'-P-OP2	6.53	118.54	110.70
26	14	566	U	C2-N3-C4	-6.53	123.08	127.00
26	14	2430	A	N1-C2-N3	6.53	132.56	129.30
26	14	690	G	N1-C6-O6	6.53	123.82	119.90
26	1H	802	A	N9-C4-C5	-6.53	103.19	105.80
26	14	1602	U	N3-C4-C5	-6.53	110.68	114.60
1	13	330	C	C6-N1-C2	-6.53	117.69	120.30

Continued on next page...

Continued from previous page...

Mol	Chain	Res	Type	Atoms	Z	Observed(°)	Ideal(°)
1	13	811	C	C6-N1-C2	6.53	122.91	120.30
1	13	1498	U	P-O3'-C3'	6.53	127.53	119.70
26	1H	577	G	O5'-P-OP2	-6.52	99.83	105.70
26	14	1925	C	N1-C2-O2	-6.52	114.98	118.90
1	13	539	A	C2-N3-C4	-6.52	107.34	110.60
26	14	843	G	N9-C4-C5	-6.52	102.79	105.40
26	14	1429	G	C8-N9-C4	-6.52	103.79	106.40
1	13	703	G	N3-C4-N9	6.52	129.91	126.00
26	14	2755	C	C5-C6-N1	6.52	124.26	121.00
26	14	1332	G	C8-N9-C1'	-6.52	118.53	127.00
1	13	1065	U	P-O3'-C3'	6.51	127.52	119.70
26	1H	528	A	C4-C5-N7	6.51	113.96	110.70
26	1H	862	G	N1-C6-O6	-6.51	115.99	119.90
26	1H	955	C	O5'-P-OP2	-6.51	99.84	105.70
46	D8	82	ARG	NE-CZ-NH1	-6.51	117.04	120.30
1	1G	25	C	O5'-P-OP2	-6.51	99.84	105.70
26	1H	734	A	N1-C6-N6	6.51	122.51	118.60
26	1H	1035	U	C5-C4-O4	6.51	129.81	125.90
26	14	57	C	N3-C2-O2	6.51	126.46	121.90
26	14	462	C	C5-C4-N4	-6.51	115.64	120.20
26	14	786	C	C6-N1-C2	6.51	122.91	120.30
1	13	1516	G	N3-C4-N9	-6.51	122.09	126.00
29	11	258	LYS	CD-CE-NZ	6.51	126.67	111.70
26	14	623	G	N1-C6-O6	6.51	123.81	119.90
26	14	2415	G	C6-C5-N7	-6.51	126.49	130.40
26	1H	828	U	N3-C2-O2	-6.51	117.64	122.20
26	14	265	A	C2-N3-C4	-6.51	107.35	110.60
26	1H	1347	G	N1-C6-O6	6.51	123.80	119.90
26	1H	1229	G	C8-N9-C4	6.50	109.00	106.40
26	1H	1354	A	C4-C5-N7	6.50	113.95	110.70
26	1H	310	A	C8-N9-C4	6.50	108.40	105.80
1	1G	224	C	C6-N1-C2	6.50	122.90	120.30
26	1H	2085	C	C6-N1-C2	6.50	122.90	120.30
26	1H	2713	A	N1-C2-N3	6.50	132.55	129.30
27	16	44	G	O5'-P-OP2	-6.50	99.85	105.70
26	14	463	G	C8-N9-C4	6.50	109.00	106.40
26	14	1496	A	O4'-C1'-N9	6.50	113.40	108.20
26	14	1934	C	C6-N1-C2	6.50	122.90	120.30
26	14	1204	A	O4'-C1'-N9	6.49	113.39	108.20
1	13	690	G	N3-C4-C5	-6.49	125.35	128.60
26	1H	210	C	N3-C4-C5	6.49	124.50	121.90
26	1H	972	G	O5'-P-OP1	6.49	118.49	110.70

Continued on next page...

Continued from previous page...

Mol	Chain	Res	Type	Atoms	Z	Observed(°)	Ideal(°)
26	1H	49	A	O5'-P-OP2	-6.49	99.86	105.70
26	1H	575	A	C8-N9-C4	6.49	108.39	105.80
26	1H	1786	A	C4-C5-C6	6.49	120.25	117.00
26	1H	1800	C	O5'-P-OP2	6.49	118.48	110.70
26	1H	2544	G	C5-C6-O6	-6.49	124.71	128.60
22	1L	17	U	P-O3'-C3'	6.49	127.48	119.70
26	14	2019	A	C8-N9-C4	6.49	108.39	105.80
26	14	2273	A	O5'-P-OP2	-6.49	99.86	105.70
26	14	2441	C	N3-C4-N4	-6.49	113.46	118.00
27	16	41	U	C5-C6-N1	-6.48	119.46	122.70
26	14	193	U	C6-N1-C2	6.48	124.89	121.00
26	14	2371	G	C8-N9-C4	6.48	108.99	106.40
26	1H	1806	C	O5'-P-OP2	-6.48	99.87	105.70
26	1H	2199	A	O5'-P-OP1	-6.48	99.87	105.70
26	1H	2566	A	P-O3'-C3'	6.48	127.47	119.70
24	3L	60	A	C2-N3-C4	6.48	113.84	110.60
26	14	58	G	C4-C5-N7	6.48	113.39	110.80
26	14	1323	U	N3-C2-O2	6.48	126.73	122.20
26	14	1950	G	C2-N3-C4	6.48	115.14	111.90
26	1H	1192	G	O5'-P-OP2	-6.47	99.87	105.70
1	13	1467	G	O5'-P-OP2	-6.47	99.88	105.70
26	14	2038	G	N9-C4-C5	-6.47	102.81	105.40
27	1J	39	A	C8-N9-C4	-6.47	103.21	105.80
26	14	1619	G	OP1-P-O3'	6.47	119.44	105.20
26	14	1992	G	P-O3'-C3'	6.47	127.46	119.70
1	13	310	G	N3-C4-C5	6.46	131.83	128.60
1	1G	266	G	C4-N9-C1'	6.46	134.90	126.50
26	1H	741	G	C5-C6-O6	-6.46	124.72	128.60
26	14	2582	G	C4-C5-N7	6.46	113.38	110.80
26	1H	2031	A	C5-C6-N6	-6.46	118.53	123.70
1	1G	1281	U	C2-N1-C1'	6.46	125.45	117.70
26	1H	1972	A	C6-C5-N7	-6.46	127.78	132.30
1	1G	1486	G	C8-N9-C4	6.46	108.98	106.40
26	14	1396	U	N1-C2-O2	6.46	127.32	122.80
26	14	2088	G	N1-C6-O6	6.46	123.77	119.90
26	14	382	G	N3-C2-N2	-6.45	115.38	119.90
26	1H	2779	U	C5-C6-N1	-6.45	119.47	122.70
24	3K	34	U	P-O3'-C3'	6.45	127.44	119.70
26	1H	699	A	C5-C6-N6	-6.45	118.54	123.70
26	1H	1663	C	N3-C4-C5	6.45	124.48	121.90
1	1G	45	U	C5-C6-N1	-6.45	119.48	122.70
26	1H	1372	U	N3-C4-O4	6.45	123.91	119.40

Continued on next page...

Continued from previous page...

Mol	Chain	Res	Type	Atoms	Z	Observed(°)	Ideal(°)
26	1H	2250	G	N9-C4-C5	6.44	107.98	105.40
1	1G	789	U	C6-N1-C2	-6.44	117.14	121.00
1	1G	1227	A	N1-C6-N6	6.44	122.46	118.60
1	13	1519	A	C4-C5-N7	-6.44	107.48	110.70
26	1H	2308	G	C6-N1-C2	6.43	128.96	125.10
26	1H	1768	U	C2-N1-C1'	-6.43	109.98	117.70
22	1L	16	C	N3-C2-O2	-6.43	117.40	121.90
1	13	1469	G	C8-N9-C4	-6.43	103.83	106.40
26	1H	735	A	C2-N3-C4	-6.43	107.39	110.60
26	1H	765	G	N1-C2-N2	6.43	121.99	116.20
26	1H	865	C	O5'-P-OP2	6.43	118.42	110.70
26	1H	1626	G	N3-C2-N2	-6.43	115.40	119.90
26	1H	2253	G	C8-N9-C4	6.43	108.97	106.40
26	1H	2713	A	C6-C5-N7	-6.43	127.80	132.30
26	1H	1396	U	C5-C4-O4	6.42	129.75	125.90
1	1G	1157	A	P-O3'-C3'	6.42	127.41	119.70
1	13	1329	A	N1-C6-N6	6.42	122.45	118.60
26	1H	2584	U	N1-C2-N3	6.42	118.75	114.90
26	1H	766	C	N3-C4-C5	-6.42	119.33	121.90
26	1H	1534	G	N3-C4-C5	-6.42	125.39	128.60
26	14	671	C	N1-C2-N3	6.42	123.69	119.20
26	1H	2236	C	N3-C4-N4	6.41	122.49	118.00
26	14	674	G	N1-C6-O6	6.41	123.75	119.90
26	1H	2684	U	C5-C6-N1	-6.41	119.49	122.70
22	1K	10	G	O5'-P-OP1	-6.41	99.93	105.70
36	38	93	LEU	CA-CB-CG	-6.41	100.56	115.30
1	1G	704	A	N9-C4-C5	-6.41	103.24	105.80
26	14	796	C	N3-C4-C5	6.41	124.46	121.90
26	14	836	G	C4-C5-N7	6.41	113.36	110.80
26	14	1899	G	C5-C6-O6	6.41	132.44	128.60
1	13	892	A	C2-N3-C4	-6.41	107.40	110.60
26	14	940	G	O5'-P-OP2	-6.41	99.94	105.70
26	1H	2766	G	C5-C6-O6	-6.40	124.76	128.60
1	13	1354	C	C5-C6-N1	6.40	124.20	121.00
26	1H	1606	G	N3-C4-N9	6.40	129.84	126.00
26	14	1314	C	N1-C2-O2	6.40	122.74	118.90
26	14	2430	A	C5-C6-N1	-6.40	114.50	117.70
1	13	1498	U	O4'-C1'-N1	-6.40	103.08	108.20
26	1H	944	G	C5-C6-O6	6.40	132.44	128.60
26	1H	2712	U	C5-C6-N1	-6.40	119.50	122.70
26	14	90	U	N1-C2-O2	6.40	127.28	122.80
26	14	2363	C	C6-N1-C2	6.40	122.86	120.30

Continued on next page...

Continued from previous page...

Mol	Chain	Res	Type	Atoms	Z	Observed(°)	Ideal(°)
26	1H	1354	A	C5-N7-C8	-6.40	100.70	103.90
26	14	89	G	N9-C4-C5	-6.40	102.84	105.40
1	13	503	C	C6-N1-C2	-6.40	117.74	120.30
1	13	1028	C	N3-C2-O2	-6.40	117.42	121.90
23	2K	27	G	N3-C4-C5	6.40	131.80	128.60
27	16	9	G	N9-C4-C5	-6.40	102.84	105.40
26	14	101	G	N3-C4-C5	-6.39	125.40	128.60
26	14	1302	A	N9-C4-C5	6.39	108.36	105.80
26	14	1302	A	OP1-P-OP2	6.39	129.19	119.60
26	14	250	G	C6-C5-N7	-6.39	126.56	130.40
26	1H	274	G	N7-C8-N9	6.39	116.30	113.10
26	1H	816	C	N3-C2-O2	6.39	126.37	121.90
26	1H	1204	A	N1-C2-N3	6.39	132.50	129.30
26	14	666	G	C2-N3-C4	-6.39	108.71	111.90
26	1H	1781	C	C6-N1-C2	6.39	122.86	120.30
1	13	750	G	O5'-P-OP1	-6.39	99.95	105.70
26	1H	1415	U	C5-C4-O4	6.38	129.73	125.90
26	1H	1917	U	OP1-P-O3'	6.38	119.25	105.20
26	14	101	G	C8-N9-C4	-6.38	103.85	106.40
26	14	1030	G	C4-C5-N7	6.38	113.35	110.80
26	14	2263	C	C6-N1-C2	-6.38	117.75	120.30
1	13	522	C	O5'-P-OP2	-6.38	99.96	105.70
1	13	974	A	C2-N3-C4	-6.38	107.41	110.60
1	13	757	U	N1-C2-O2	6.38	127.27	122.80
26	1H	508	G	C5-C6-O6	-6.38	124.77	128.60
26	1H	802	A	OP2-P-O3'	6.38	119.23	105.20
26	14	2512	C	N3-C2-O2	6.38	126.36	121.90
23	2K	77	A	N7-C8-N9	-6.38	110.61	113.80
26	1H	1802	A	C6-N1-C2	-6.38	114.77	118.60
26	14	161	U	C5-C6-N1	6.38	125.89	122.70
33	59	152	ARG	C-N-CA	6.38	137.64	121.70
26	14	330	A	N1-C2-N3	6.38	132.49	129.30
26	14	2385	C	N3-C4-C5	6.38	124.45	121.90
1	13	720	C	C6-N1-C2	-6.37	117.75	120.30
1	13	552	U	O5'-P-OP1	6.37	118.34	110.70
23	2K	18	C	C5-C6-N1	6.37	124.19	121.00
49	C5	31	LEU	CA-CB-CG	6.37	129.96	115.30
26	1H	2847	U	O5'-P-OP2	6.37	118.34	110.70
26	14	2577	A	O5'-P-OP2	-6.37	99.97	105.70
1	13	524	G	C6-C5-N7	-6.37	126.58	130.40
1	1G	758	G	N1-C6-O6	6.37	123.72	119.90
26	14	308	G	N1-C6-O6	6.37	123.72	119.90

Continued on next page...

Continued from previous page...

Mol	Chain	Res	Type	Atoms	Z	Observed(°)	Ideal(°)
26	1H	1270	C	C5-C6-N1	-6.37	117.82	121.00
26	1H	1807	G	N9-C4-C5	-6.37	102.85	105.40
26	1H	2032	G	C4-C5-C6	6.37	122.62	118.80
26	14	2430	A	C4-C5-N7	6.37	113.88	110.70
26	14	2457	U	N3-C2-O2	-6.37	117.74	122.20
26	14	252	G	O5'-P-OP2	-6.36	99.97	105.70
26	14	270(C)	C	C6-N1-C2	-6.36	117.75	120.30
26	14	510	C	N3-C2-O2	-6.36	117.45	121.90
26	14	2210	G	C8-N9-C1'	-6.36	118.73	127.00
1	13	545	C	N3-C4-C5	6.36	124.44	121.90
26	1H	1409	C	C6-N1-C2	6.36	122.84	120.30
26	1H	1413	G	N7-C8-N9	6.36	116.28	113.10
1	1G	332	G	C8-N9-C4	6.36	108.94	106.40
26	14	1359	A	N1-C2-N3	-6.36	126.12	129.30
1	13	1054	C	O5'-P-OP2	-6.36	99.98	105.70
50	D5	59	LEU	CA-CB-CG	6.36	129.93	115.30
26	1H	790	C	N1-C2-O2	-6.36	115.09	118.90
26	1H	1310	G	N1-C6-O6	6.36	123.72	119.90
1	1G	117	G	C5-C6-O6	-6.36	124.79	128.60
1	13	789	U	N3-C4-O4	-6.36	114.95	119.40
26	14	694	U	O5'-P-OP1	6.36	118.33	110.70
26	14	2042	A	O5'-P-OP2	-6.36	99.98	105.70
26	1H	2059	A	N1-C6-N6	6.35	122.41	118.60
26	1H	1858	G	N3-C4-N9	6.35	129.81	126.00
26	1H	2586	C	N3-C4-C5	6.35	124.44	121.90
26	1H	2691	C	C6-N1-C2	6.35	122.84	120.30
26	14	570	G	N1-C2-N2	-6.35	110.48	116.20
26	14	2299	G	N1-C6-O6	6.35	123.71	119.90
26	14	2873	A	O4'-C1'-N9	6.35	113.28	108.20
1	13	1434	A	N7-C8-N9	-6.35	110.62	113.80
1	1G	576	G	C4-N9-C1'	6.35	134.76	126.50
1	1G	1158	C	N3-C4-C5	-6.35	119.36	121.90
26	1H	1566	A	O5'-P-OP1	6.35	118.32	110.70
26	1H	2595	G	C5-N7-C8	-6.35	101.13	104.30
26	14	270	A	C2-N3-C4	-6.35	107.42	110.60
33	59	88	LEU	CA-CB-CG	6.35	129.91	115.30
26	1H	115	C	N1-C2-O2	-6.35	115.09	118.90
26	1H	207	A	N1-C6-N6	6.35	122.41	118.60
26	1H	690	G	C8-N9-C4	6.35	108.94	106.40
26	1H	802	A	N1-C6-N6	6.35	122.41	118.60
26	1H	1955	U	C5-C4-O4	6.35	129.71	125.90
27	16	43	C	OP2-P-O3'	6.35	119.17	105.20

Continued on next page...

Continued from previous page...

Mol	Chain	Res	Type	Atoms	Z	Observed(°)	Ideal(°)
26	1H	2423	U	C6-N1-C2	6.35	124.81	121.00
1	13	360	A	N1-C6-N6	6.34	122.41	118.60
26	1H	271(B)	G	C4-N9-C1'	6.34	134.75	126.50
33	51	153	LYS	C-N-CA	6.34	148.64	122.00
26	14	613	U	N3-C2-O2	-6.34	117.76	122.20
26	1H	621	A	C5-C6-N6	-6.34	118.63	123.70
26	14	582	G	N9-C4-C5	-6.34	102.86	105.40
26	14	1633	G	N1-C6-O6	6.34	123.70	119.90
26	14	2092	U	N1-C2-N3	6.34	118.70	114.90
26	1H	78	A	N1-C6-N6	6.34	122.40	118.60
26	1H	781	A	O5'-P-OP1	-6.34	100.00	105.70
26	1H	961	C	O4'-C1'-N1	6.34	113.27	108.20
26	1H	2062	A	C8-N9-C4	6.34	108.33	105.80
1	1G	1378	C	C6-N1-C2	-6.34	117.77	120.30
1	1G	1081	G	C8-N9-C4	6.34	108.94	106.40
26	14	2433	A	N1-C2-N3	6.33	132.47	129.30
26	14	252	G	C4-C5-N7	-6.33	108.27	110.80
26	14	1308	A	N9-C4-C5	6.33	108.33	105.80
26	1H	1678	G	N3-C4-N9	-6.33	122.20	126.00
26	1H	1821	A	N1-C2-N3	6.33	132.47	129.30
24	3L	49	C	N3-C2-O2	-6.33	117.47	121.90
26	14	2766	G	N7-C8-N9	6.33	116.26	113.10
26	1H	1597	A	O4'-C1'-N9	6.33	113.26	108.20
26	1H	1610	A	N9-C4-C5	-6.33	103.27	105.80
26	1H	1940	U	C4-C5-C6	6.33	123.50	119.70
26	14	1616	A	N3-C4-C5	6.33	131.23	126.80
26	14	2600	A	N1-C6-N6	-6.33	114.81	118.60
26	14	205	G	N3-C2-N2	6.32	124.33	119.90
26	14	1602	U	N1-C2-O2	-6.32	118.37	122.80
26	1H	70	G	OP1-P-O3'	6.32	119.11	105.20
26	14	2038	G	C8-N9-C4	6.32	108.93	106.40
26	1H	197	A	N1-C2-N3	6.32	132.46	129.30
26	1H	1586	A	N1-C6-N6	6.32	122.39	118.60
26	14	246	C	C6-N1-C2	6.32	122.83	120.30
26	14	1313	U	C2-N1-C1'	6.32	125.28	117.70
26	1H	572	A	C4-C5-C6	6.32	120.16	117.00
26	1H	2503	A	N1-C2-N3	-6.32	126.14	129.30
26	14	1380	G	N1-C6-O6	6.32	123.69	119.90
1	13	354	G	C6-C5-N7	-6.32	126.61	130.40
26	1H	1996	C	N3-C4-N4	-6.32	113.58	118.00
26	14	415	A	O5'-P-OP2	-6.32	100.01	105.70
26	14	1314	C	C6-N1-C1'	-6.32	113.22	120.80

Continued on next page...

Continued from previous page...

Mol	Chain	Res	Type	Atoms	Z	Observed(°)	Ideal(°)
50	D5	191	VAL	C-N-CA	6.32	137.49	121.70
26	14	582	G	C4-C5-N7	6.32	113.33	110.80
26	14	2084	C	C5-C6-N1	-6.31	117.84	121.00
26	1H	687	C	C5-C6-N1	6.31	124.16	121.00
1	13	1513	A	N1-C6-N6	6.31	122.39	118.60
26	1H	1828	G	C5-C6-N1	-6.31	108.34	111.50
26	1H	2448	A	N3-C4-N9	-6.31	122.35	127.40
26	1H	2598	A	C8-N9-C4	6.31	108.32	105.80
1	1G	458	C	C6-N1-C2	-6.31	117.78	120.30
26	14	428	A	C8-N9-C4	-6.31	103.28	105.80
26	14	693	C	C5-C6-N1	-6.31	117.85	121.00
26	1H	735	A	N1-C6-N6	6.31	122.38	118.60
26	1H	1972	A	N3-C4-N9	6.31	132.45	127.40
26	14	1797	C	C6-N1-C2	6.31	122.82	120.30
26	1H	465	G	C5-N7-C8	6.31	107.45	104.30
26	1H	2490	G	C8-N9-C4	-6.31	103.88	106.40
27	16	94	C	N3-C4-C5	-6.31	119.38	121.90
27	1J	81	G	C5-N7-C8	-6.31	101.15	104.30
43	A8	101	LEU	CA-CB-CG	6.30	129.80	115.30
26	14	58	G	N1-C6-O6	6.30	123.68	119.90
26	1H	1607	C	N1-C2-O2	6.30	122.68	118.90
26	1H	2301	C	C6-N1-C2	-6.30	117.78	120.30
26	1H	2331	G	N9-C4-C5	-6.30	102.88	105.40
26	14	1776	G	N3-C4-N9	6.30	129.78	126.00
1	13	117	G	N1-C6-O6	6.30	123.68	119.90
26	14	2428	G	N9-C4-C5	6.30	107.92	105.40
26	14	2621	A	N1-C6-N6	-6.30	114.82	118.60
1	13	583	A	O5'-P-OP2	6.30	118.25	110.70
24	3K	13	C	C5-C6-N1	6.30	124.15	121.00
26	1H	1653	G	N3-C4-C5	-6.30	125.45	128.60
1	1G	108	G	C6-C5-N7	-6.30	126.62	130.40
26	14	2870	C	C6-N1-C2	-6.30	117.78	120.30
26	14	2376	A	N9-C4-C5	-6.29	103.28	105.80
26	1H	1204	A	C5-N7-C8	-6.29	100.75	103.90
26	1H	2271	G	N9-C4-C5	-6.29	102.88	105.40
26	1H	2346	A	C5-C6-N1	-6.29	114.55	117.70
26	1H	308	G	C4-N9-C1'	6.29	134.68	126.50
26	14	2428	G	C4-C5-N7	-6.29	108.28	110.80
26	1H	1559	G	C2-N3-C4	-6.29	108.75	111.90
1	1G	576	G	C8-N9-C1'	-6.29	118.82	127.00
1	13	963	G	N1-C6-O6	-6.29	116.13	119.90
23	2K	17	C	C5-C6-N1	6.29	124.14	121.00

Continued on next page...

Continued from previous page...

Mol	Chain	Res	Type	Atoms	Z	Observed(°)	Ideal(°)
26	14	1950	G	O4'-C1'-N9	6.29	113.23	108.20
26	14	2413	G	N9-C4-C5	-6.29	102.89	105.40
26	14	2712	U	C5-C6-N1	-6.29	119.56	122.70
26	1H	193	U	C2-N3-C4	-6.29	123.23	127.00
26	1H	1308	A	N1-C2-N3	6.29	132.44	129.30
26	1H	1316	U	N3-C4-O4	-6.29	115.00	119.40
26	1H	2085	C	O5'-P-OP2	-6.29	100.04	105.70
26	1H	2830	G	C4-N9-C1'	6.29	134.67	126.50
26	1H	2275	C	N3-C4-C5	-6.29	119.39	121.90
26	1H	2597	G	O5'-P-OP2	-6.29	100.04	105.70
7	62	142	GLU	C-N-CA	6.29	137.41	121.70
1	13	413	G	C8-N9-C4	-6.28	103.89	106.40
26	14	2640	G	C8-N9-C4	-6.28	103.89	106.40
26	1H	621	A	N3-C4-C5	6.28	131.20	126.80
25	4L	14	A	N1-C6-N6	-6.28	114.83	118.60
1	13	1419	G	N1-C6-O6	6.28	123.67	119.90
23	2K	1	C	N1-C2-O2	6.28	122.67	118.90
26	14	288	C	N1-C2-O2	6.28	122.67	118.90
26	14	1142	U	C6-N1-C1'	-6.28	112.41	121.20
26	14	1975	G	N9-C4-C5	-6.28	102.89	105.40
26	14	2111	C	C6-N1-C2	-6.28	117.79	120.30
1	13	893	C	N1-C2-O2	6.27	122.66	118.90
24	3L	65	C	N1-C2-O2	6.27	122.66	118.90
26	14	1899	G	C4-C5-C6	6.27	122.56	118.80
26	1H	203	C	C5-C4-N4	-6.27	115.81	120.20
26	1H	796	C	N3-C4-C5	6.27	124.41	121.90
26	1H	2504	U	OP1-P-OP2	6.27	129.00	119.60
27	16	60	C	C5-C4-N4	-6.27	115.81	120.20
1	13	904	C	N3-C4-C5	6.27	124.41	121.90
26	1H	848	G	O5'-P-OP2	-6.27	100.06	105.70
1	1G	1286	A	N7-C8-N9	6.27	116.93	113.80
26	14	1601	G	OP1-P-O3'	6.27	118.99	105.20
1	13	1486	G	N3-C4-C5	6.27	131.73	128.60
26	1H	951	C	N3-C4-C5	6.27	124.41	121.90
26	1H	1496	A	C4-C5-N7	6.27	113.83	110.70
26	14	1937	A	N1-C6-N6	6.26	122.36	118.60
26	14	1614	A	C6-C5-N7	-6.26	127.92	132.30
26	1H	1799	G	P-O3'-C3'	6.26	127.21	119.70
26	1H	1858	G	C5-C6-O6	-6.26	124.84	128.60
26	14	2576	G	C2-N3-C4	6.26	115.03	111.90
26	1H	271(B)	G	N3-C4-N9	6.26	129.76	126.00
27	16	44	G	OP2-P-O3'	6.26	118.97	105.20

Continued on next page...

Continued from previous page...

Mol	Chain	Res	Type	Atoms	Z	Observed(°)	Ideal(°)
26	14	703	U	N3-C4-O4	-6.26	115.02	119.40
26	1H	601	C	N3-C4-C5	6.26	124.40	121.90
1	1G	687	A	P-O3'-C3'	6.26	127.21	119.70
26	14	735	A	C8-N9-C4	6.26	108.30	105.80
26	1H	1624	G	N7-C8-N9	-6.26	109.97	113.10
26	1H	2030	A	C5-C6-N6	-6.26	118.69	123.70
23	2L	48	U	P-O3'-C3'	6.26	127.21	119.70
26	14	489	G	C4-C5-N7	6.26	113.30	110.80
26	14	1555	G	C4-N9-C1'	6.26	134.63	126.50
1	1G	380	G	N3-C4-N9	-6.25	122.25	126.00
26	1H	274	G	C8-N9-C4	-6.25	103.90	106.40
26	1H	630	G	C5-C6-O6	-6.25	124.85	128.60
26	14	824	A	N9-C4-C5	-6.25	103.30	105.80
26	14	929	G	N7-C8-N9	6.25	116.23	113.10
26	14	1273	U	C6-N1-C2	6.25	124.75	121.00
26	14	1786	A	N3-C4-C5	6.25	131.18	126.80
26	14	177	G	C4-C5-N7	-6.25	108.30	110.80
26	1H	657	U	C5-C6-N1	-6.25	119.58	122.70
26	1H	2253	G	C4-C5-N7	6.25	113.30	110.80
26	14	242	G	C8-N9-C4	6.25	108.90	106.40
26	14	769	G	OP1-P-O3'	6.25	118.94	105.20
26	14	1819	A	P-O3'-C3'	6.25	127.20	119.70
26	1H	1340	U	C6-N1-C2	6.25	124.75	121.00
26	14	2324	C	N3-C4-C5	6.24	124.40	121.90
26	14	2443	C	N3-C4-N4	6.24	122.37	118.00
26	14	1808	U	N1-C2-O2	6.24	127.17	122.80
1	13	422	C	N3-C2-O2	-6.24	117.53	121.90
26	1H	197	A	C2-N3-C4	-6.24	107.48	110.60
26	14	767	U	C5-C6-N1	-6.24	119.58	122.70
26	14	1359	A	C4-C5-C6	-6.24	113.88	117.00
1	13	386	C	C2-N1-C1'	-6.24	111.94	118.80
1	1G	449	C	C5-C4-N4	6.24	124.57	120.20
26	14	836	G	C5-N7-C8	-6.24	101.18	104.30
26	14	1272	A	N1-C6-N6	6.24	122.34	118.60
26	1H	481	G	C8-N9-C4	6.23	108.89	106.40
26	14	2423	U	C6-N1-C2	6.23	124.74	121.00
26	14	2600	A	C8-N9-C4	-6.23	103.31	105.80
26	1H	456	C	O5'-P-OP2	-6.23	100.09	105.70
26	1H	1332	G	C6-C5-N7	-6.23	126.66	130.40
26	1H	1441	G	C8-N9-C4	6.23	108.89	106.40
26	14	2044	C	O5'-P-OP1	-6.23	100.09	105.70
1	13	721	G	N3-C4-N9	6.23	129.74	126.00

Continued on next page...

Continued from previous page...

Mol	Chain	Res	Type	Atoms	Z	Observed(°)	Ideal(°)
26	1H	660	G	C6-C5-N7	-6.23	126.66	130.40
26	1H	1982	C	O5'-P-OP2	-6.23	100.09	105.70
1	1G	1519	A	N7-C8-N9	6.23	116.92	113.80
1	13	1298	C	C6-N1-C2	6.23	122.79	120.30
1	13	1404	C	C4-C5-C6	-6.23	114.29	117.40
26	14	1313	U	N3-C4-O4	6.23	123.76	119.40
26	14	2518	A	C5-C6-N1	-6.23	114.59	117.70
26	1H	725	G	C8-N9-C4	-6.23	103.91	106.40
26	1H	2268	A	N9-C4-C5	-6.22	103.31	105.80
26	1H	2845	G	C6-C5-N7	-6.22	126.67	130.40
26	14	1780	A	C5-C6-N6	6.22	128.68	123.70
26	1H	2330	G	N1-C2-N2	-6.22	110.60	116.20
26	14	1605	C	N1-C2-O2	-6.22	115.17	118.90
26	14	2436	G	O5'-P-OP1	-6.22	100.10	105.70
26	14	2596	U	C5-C4-O4	6.22	129.63	125.90
1	13	1279	A	N7-C8-N9	6.22	116.91	113.80
26	14	566	U	C6-N1-C2	6.22	124.73	121.00
26	1H	845	G	N3-C4-N9	-6.22	122.27	126.00
26	14	244	A	C4-C5-N7	6.22	113.81	110.70
26	1H	1325	G	N3-C4-C5	-6.22	125.49	128.60
26	1H	1757	U	OP1-P-O3'	6.22	118.88	105.20
1	13	1204	A	N1-C6-N6	6.21	122.33	118.60
26	1H	1939	U	N3-C4-C5	6.21	118.33	114.60
26	14	1341	U	O5'-P-OP1	-6.21	100.11	105.70
26	1H	2715	C	N3-C4-C5	6.21	124.39	121.90
26	1H	577	G	N3-C4-N9	6.21	129.73	126.00
26	1H	1786	A	C4-N9-C1'	6.21	137.48	126.30
26	14	117	G	C4-C5-N7	6.21	113.28	110.80
26	14	1332	G	N1-C2-N3	6.21	127.63	123.90
26	14	1786	A	N9-C1'-C2'	6.21	122.08	114.00
26	14	2261	C	O5'-P-OP1	6.21	118.15	110.70
1	13	1305	G	C2-N3-C4	-6.21	108.80	111.90
26	14	203	C	N1-C2-O2	-6.21	115.17	118.90
26	1H	1333	C	N3-C2-O2	6.21	126.25	121.90
26	1H	1902	C	C5-C4-N4	6.21	124.55	120.20
26	1H	914	C	C6-N1-C1'	6.21	128.25	120.80
26	1H	945	A	N1-C2-N3	6.21	132.40	129.30
26	14	888	C	OP2-P-O3'	6.21	118.85	105.20
26	14	1425	G	C5-C6-O6	-6.21	124.88	128.60
26	1H	541	C	N1-C2-O2	6.21	122.62	118.90
26	14	1328	G	C5-C6-O6	-6.21	124.88	128.60
26	14	1931	U	N3-C2-O2	6.21	126.54	122.20

Continued on next page...

Continued from previous page...

Mol	Chain	Res	Type	Atoms	Z	Observed(°)	Ideal(°)
26	1H	1370	C	O5'-P-OP2	6.20	118.14	110.70
26	1H	2481	G	N9-C4-C5	-6.20	102.92	105.40
1	13	922	G	C8-N9-C4	-6.20	103.92	106.40
1	13	1536	C	C6-N1-C2	-6.20	117.82	120.30
26	1H	2424	C	C4-C5-C6	-6.20	114.30	117.40
26	1H	2698	U	C5-C6-N1	-6.20	119.60	122.70
26	14	90	U	N3-C2-O2	-6.20	117.86	122.20
26	14	1162	G	O5'-P-OP1	-6.20	100.12	105.70
26	14	2491	U	N3-C2-O2	6.20	126.54	122.20
23	2K	6	G	C8-N9-C4	6.20	108.88	106.40
26	1H	145	G	C8-N9-C4	6.20	108.88	106.40
26	1H	1299	G	O5'-P-OP2	6.20	118.14	110.70
1	1G	87	A	N1-C6-N6	6.20	122.32	118.60
26	14	15	G	C2-N3-C4	-6.20	108.80	111.90
26	14	856	C	O5'-P-OP1	-6.20	100.12	105.70
26	14	1287	A	C8-N9-C4	-6.20	103.32	105.80
26	1H	681	G	N9-C4-C5	-6.20	102.92	105.40
26	14	1342	A	C2-N3-C4	-6.20	107.50	110.60
26	14	1786	A	C8-N9-C4	-6.20	103.32	105.80
26	14	2498	C	C6-N1-C2	6.20	122.78	120.30
26	14	1314	C	C2-N1-C1'	6.19	125.61	118.80
26	1H	1333	C	N1-C2-O2	-6.19	115.19	118.90
26	14	34	C	O4'-C1'-N1	6.19	113.15	108.20
26	14	462	C	C6-N1-C2	6.19	122.78	120.30
27	16	44	G	P-O3'-C3'	6.19	127.13	119.70
1	13	656	C	C5-C6-N1	6.19	124.09	121.00
26	1H	2259	G	N1-C6-O6	6.19	123.61	119.90
3	22	91	LEU	CA-CB-CG	6.19	129.53	115.30
26	14	2617	C	C6-N1-C2	6.19	122.78	120.30
1	1G	785	G	N1-C6-O6	6.18	123.61	119.90
26	14	600	G	N1-C6-O6	6.18	123.61	119.90
26	14	1790	C	C6-N1-C2	6.18	122.77	120.30
38	58	15	LEU	CA-CB-CG	6.18	129.52	115.30
26	1H	462	C	O5'-P-OP2	-6.18	100.14	105.70
32	41	94	LEU	CA-CB-CG	6.18	129.52	115.30
26	14	1725	G	C8-N9-C1'	-6.18	118.96	127.00
1	13	971	G	N1-C6-O6	6.18	123.61	119.90
26	1H	29	U	OP1-P-OP2	-6.18	110.33	119.60
1	13	984	C	C6-N1-C2	6.18	122.77	120.30
26	1H	619	G	C8-N9-C4	6.18	108.87	106.40
26	1H	1544	C	O4'-C1'-N1	6.18	113.14	108.20
26	1H	1931	U	C5-C6-N1	-6.18	119.61	122.70

Continued on next page...

Continued from previous page...

Mol	Chain	Res	Type	Atoms	Z	Observed(°)	Ideal(°)
26	1H	474	G	N3-C4-N9	-6.18	122.30	126.00
26	1H	968	G	O5'-P-OP2	-6.18	100.14	105.70
26	14	1342	A	N7-C8-N9	6.18	116.89	113.80
26	1H	232	G	N3-C4-N9	6.17	129.70	126.00
26	1H	1316	U	C5-C4-O4	6.17	129.60	125.90
26	14	254	G	OP1-P-OP2	6.17	128.86	119.60
26	14	2236	C	C6-N1-C2	6.17	122.77	120.30
26	1H	693	C	C4-C5-C6	6.17	120.49	117.40
1	13	422	C	O5'-P-OP2	-6.17	100.15	105.70
1	13	524	G	C5-N7-C8	-6.17	101.22	104.30
26	1H	582	G	C4-C5-N7	6.17	113.27	110.80
26	1H	1192	G	C8-N9-C4	6.17	108.87	106.40
26	14	621	A	C5-C6-N1	-6.17	114.61	117.70
26	14	1241	A	C2-N3-C4	-6.17	107.51	110.60
26	14	2585	U	N3-C2-O2	-6.17	117.88	122.20
26	1H	2726	U	N3-C2-O2	-6.17	117.88	122.20
26	1H	2848	G	C5-C6-O6	6.17	132.30	128.60
35	61	131	LYS	C-N-CD	-6.17	107.03	120.60
1	13	1412	C	C5-C6-N1	-6.17	117.92	121.00
26	1H	1355	G	C8-N9-C4	-6.17	103.93	106.40
26	14	2443	C	N3-C4-C5	-6.17	119.43	121.90
26	14	2597	G	C8-N9-C1'	-6.17	118.98	127.00
22	1K	14	A	O4'-C1'-N9	6.17	113.13	108.20
26	1H	860	U	O5'-P-OP1	6.17	118.10	110.70
26	1H	2590	A	C2-N3-C4	-6.17	107.52	110.60
1	13	816	A	N7-C8-N9	6.16	116.88	113.80
26	1H	2552	U	C4-C5-C6	6.16	123.40	119.70
26	1H	131	G	C5-C6-O6	-6.16	124.90	128.60
26	14	912	C	C2-N1-C1'	6.16	125.58	118.80
26	1H	2428	G	N3-C4-C5	-6.16	125.52	128.60
24	3L	16	C	N1-C2-O2	6.16	122.60	118.90
26	1H	689	A	C2-N3-C4	-6.16	107.52	110.60
26	1H	2518	A	C5-C6-N6	-6.16	118.77	123.70
26	14	1992	G	C8-N9-C4	-6.16	103.94	106.40
26	14	2191	G	C4-C5-N7	6.16	113.26	110.80
26	1H	624	C	O5'-P-OP2	6.16	118.09	110.70
26	1H	2246	G	OP1-P-O3'	6.16	118.74	105.20
26	14	802	A	N1-C6-N6	-6.15	114.91	118.60
26	14	863	A	O5'-P-OP2	-6.15	100.16	105.70
23	2K	27	G	N3-C2-N2	-6.15	115.59	119.90
26	1H	660	G	C5-N7-C8	-6.15	101.22	104.30
26	1H	736	C	O5'-P-OP2	6.15	118.08	110.70

Continued on next page...

Continued from previous page...

Mol	Chain	Res	Type	Atoms	Z	Observed(°)	Ideal(°)
23	2L	77	A	N1-C6-N6	6.15	122.29	118.60
26	1H	1204	A	C5-C6-N1	-6.15	114.62	117.70
26	14	1327	C	N3-C4-C5	-6.15	119.44	121.90
26	14	211	A	N9-C4-C5	-6.15	103.34	105.80
1	13	765	G	C6-C5-N7	-6.15	126.71	130.40
26	1H	246	C	C2-N3-C4	-6.15	116.83	119.90
26	1H	2280	G	N3-C4-C5	-6.15	125.53	128.60
1	1G	805	C	C5-C4-N4	-6.15	115.90	120.20
23	2L	6	G	C8-N9-C4	6.15	108.86	106.40
26	14	1655	A	C8-N9-C4	6.15	108.26	105.80
26	14	1742	C	C6-N1-C2	-6.15	117.84	120.30
26	1H	2581	G	N1-C2-N2	-6.14	110.67	116.20
1	1G	236	G	C5-C6-N1	-6.14	108.43	111.50
23	2L	35	C	C2-N1-C1'	6.14	125.56	118.80
26	14	773	U	N3-C2-O2	-6.14	117.90	122.20
26	14	871	U	O5'-P-OP1	-6.14	100.17	105.70
26	14	1819	A	N9-C4-C5	6.14	108.26	105.80
26	1H	2430	A	N7-C8-N9	6.14	116.87	113.80
26	14	1348	G	N9-C4-C5	-6.14	102.94	105.40
26	1H	2241	A	C5-C6-N6	6.14	128.61	123.70
26	14	1795	C	C5-C6-N1	6.14	124.07	121.00
1	13	780	A	OP1-P-OP2	-6.14	110.39	119.60
1	13	853	G	C8-N9-C4	6.14	108.86	106.40
26	1H	1343	G	C8-N9-C4	-6.14	103.94	106.40
26	14	101	G	N3-C4-N9	6.14	129.68	126.00
26	1H	1352	U	N1-C2-O2	-6.14	118.50	122.80
27	1J	102	G	C5-C6-O6	6.14	132.28	128.60
49	C5	90	LEU	CA-CB-CG	6.14	129.42	115.30
1	13	1054	C	C6-N1-C2	6.14	122.75	120.30
26	1H	774	A	C5-N7-C8	-6.14	100.83	103.90
26	1H	1614	A	N7-C8-N9	6.14	116.87	113.80
26	14	1261	C	N1-C2-O2	-6.14	115.22	118.90
1	13	457	C	O4'-C1'-N1	6.13	113.11	108.20
1	13	1028	C	C2-N1-C1'	6.13	125.55	118.80
26	1H	1558	A	C2-N3-C4	-6.13	107.53	110.60
26	14	670	A	N7-C8-N9	-6.13	110.73	113.80
26	14	912	C	C6-N1-C2	-6.13	117.85	120.30
26	1H	125	G	O4'-C1'-N9	-6.13	103.30	108.20
26	1H	1126	A	C2-N3-C4	-6.13	107.53	110.60
26	1H	1396	U	N3-C4-O4	-6.13	115.11	119.40
26	14	1602	U	O5'-P-OP1	-6.13	100.18	105.70
26	14	1762	A	C5-C6-N1	-6.13	114.63	117.70

Continued on next page...

Continued from previous page...

Mol	Chain	Res	Type	Atoms	Z	Observed(°)	Ideal(°)
26	14	1771	C	C2-N3-C4	-6.13	116.83	119.90
1	13	108	G	C4-C5-N7	6.13	113.25	110.80
26	14	2708	G	O5'-P-OP2	-6.13	100.18	105.70
26	1H	567	A	C5-N7-C8	-6.13	100.84	103.90
26	1H	953	A	C8-N9-C4	6.13	108.25	105.80
26	14	212	G	O5'-P-OP2	-6.13	100.18	105.70
26	1H	570	G	N1-C6-O6	6.13	123.58	119.90
26	1H	2581	G	N3-C4-N9	6.13	129.68	126.00
26	1H	2075	U	C5-C6-N1	-6.12	119.64	122.70
26	1H	2244	U	N3-C2-O2	-6.12	117.91	122.20
1	1G	449	C	N3-C4-N4	-6.12	113.71	118.00
26	14	1604	C	N1-C2-O2	-6.12	115.23	118.90
26	1H	938	G	O5'-P-OP2	-6.12	100.19	105.70
26	1H	1300	U	N1-C2-N3	6.12	118.57	114.90
26	14	1204	A	C2-N3-C4	-6.12	107.54	110.60
26	14	2062	A	N1-C2-N3	-6.12	126.24	129.30
26	14	2255	G	N1-C6-O6	-6.12	116.23	119.90
26	1H	1024	G	OP1-P-OP2	6.12	128.78	119.60
26	14	2477	C	C6-N1-C1'	-6.12	113.46	120.80
22	1K	72	G	O4'-C1'-N9	6.12	113.09	108.20
26	1H	324	A	O5'-P-OP2	6.12	118.04	110.70
26	1H	738	G	N7-C8-N9	6.12	116.16	113.10
26	1H	932	G	N1-C6-O6	-6.12	116.23	119.90
26	1H	2392	A	C5-C6-N1	-6.12	114.64	117.70
26	1H	2762	G	C6-C5-N7	-6.12	126.73	130.40
26	14	391	G	C4-C5-N7	6.12	113.25	110.80
26	14	1627	G	N3-C2-N2	6.12	124.18	119.90
26	1H	663	G	C4-C5-C6	6.11	122.47	118.80
26	1H	773	U	C5-C6-N1	-6.11	119.64	122.70
26	1H	1984	G	C5'-C4'-O4'	6.11	116.43	109.10
1	1G	413	G	C8-N9-C1'	6.11	134.94	127.00
26	1H	601	C	C6-N1-C2	6.11	122.74	120.30
26	1H	739	G	O5'-P-OP1	-6.11	100.20	105.70
26	1H	1784	A	C5-N7-C8	-6.11	100.85	103.90
26	14	2433	A	O5'-P-OP2	6.11	118.03	110.70
26	14	2456	C	N3-C4-N4	6.11	122.28	118.00
1	13	880	C	N1-C2-N3	-6.11	114.93	119.20
26	1H	2690	C	C5-C6-N1	-6.11	117.95	121.00
26	14	1984	G	OP1-P-OP2	6.11	128.76	119.60
26	1H	801	G	O5'-P-OP2	-6.10	100.21	105.70
26	1H	2376	A	C8-N9-C4	6.10	108.24	105.80
26	1H	225	A	C2-N3-C4	-6.10	107.55	110.60

Continued on next page...

Continued from previous page...

Mol	Chain	Res	Type	Atoms	Z	Observed(°)	Ideal(°)
26	1H	577	G	OP1-P-OP2	-6.10	110.45	119.60
26	1H	698	C	C5-C6-N1	-6.10	117.95	121.00
26	14	90	U	O4'-C1'-N1	6.10	113.08	108.20
26	14	2256	G	O5'-P-OP2	-6.10	100.21	105.70
26	1H	1569	A	OP1-P-O3'	6.10	118.62	105.20
26	14	432	A	N1-C6-N6	6.10	122.26	118.60
26	14	1506	C	C6-N1-C2	-6.10	117.86	120.30
26	14	1966	A	C5-C6-N6	-6.10	118.82	123.70
1	13	84	U	O4'-C1'-N1	6.10	113.08	108.20
26	1H	650	C	C6-N1-C2	-6.10	117.86	120.30
26	1H	1970	A	O5'-P-OP1	-6.09	100.22	105.70
26	1H	2607	G	C4-C5-C6	6.09	122.46	118.80
26	14	578	A	O5'-P-OP2	-6.09	100.22	105.70
26	14	1661	G	N9-C4-C5	-6.09	102.96	105.40
26	14	1647	G	O5'-P-OP1	-6.09	100.22	105.70
26	1H	138	G	C5-C6-N1	6.09	114.55	111.50
26	1H	587	C	O5'-P-OP1	-6.09	100.22	105.70
26	1H	1669	A	O4'-C1'-N9	6.09	113.07	108.20
26	14	281	G	N1-C6-O6	6.09	123.56	119.90
26	14	671	C	C2-N3-C4	-6.09	116.86	119.90
1	13	1395	C	C6-N1-C2	6.09	122.74	120.30
26	1H	928	G	N3-C2-N2	-6.09	115.64	119.90
26	1H	1567	A	C8-N9-C4	-6.09	103.36	105.80
26	1H	2246	G	C5-C6-O6	-6.09	124.95	128.60
23	2L	17	C	N1-C2-O2	6.09	122.55	118.90
27	16	98	G	C4-C5-N7	6.09	113.23	110.80
1	13	266	G	N1-C6-O6	6.09	123.55	119.90
22	1L	16	C	C2-N1-C1'	6.09	125.50	118.80
26	14	579	G	C8-N9-C1'	-6.09	119.09	127.00
26	14	642	G	N7-C8-N9	6.09	116.14	113.10
26	14	396	G	C6-C5-N7	-6.08	126.75	130.40
1	13	2	U	N1-C2-O2	6.08	127.06	122.80
23	2K	5	G	C8-N9-C4	6.08	108.83	106.40
26	1H	34	C	O5'-P-OP1	-6.08	100.22	105.70
26	1H	2004	G	OP2-P-O3'	6.08	118.58	105.20
26	1H	2712	U	O4'-C1'-N1	6.08	113.07	108.20
50	H8	61	LEU	CA-CB-CG	6.08	129.29	115.30
26	14	389	G	C6-C5-N7	-6.08	126.75	130.40
26	1H	1158	C	C5-C6-N1	-6.08	117.96	121.00
26	1H	2503	A	C4-C5-N7	6.08	113.74	110.70
24	3L	16	C	C2-N1-C1'	6.08	125.49	118.80
24	3L	64	U	N1-C2-O2	6.08	127.06	122.80

Continued on next page...

Continued from previous page...

Mol	Chain	Res	Type	Atoms	Z	Observed(°)	Ideal(°)
26	14	741	G	O5'-P-OP2	6.08	118.00	110.70
26	14	2589	A	C2-N3-C4	-6.08	107.56	110.60
26	1H	940	G	N9-C4-C5	-6.08	102.97	105.40
26	14	2859	G	N3-C4-C5	-6.08	125.56	128.60
26	1H	844	C	N3-C4-N4	6.08	122.25	118.00
26	14	1978	A	OP2-P-O3'	6.08	118.57	105.20
27	1J	54	G	C8-N9-C4	-6.08	103.97	106.40
1	1G	354	G	C6-C5-N7	-6.08	126.75	130.40
26	1H	481	G	O5'-P-OP2	-6.08	100.23	105.70
26	1H	818	G	C5-C6-O6	6.08	132.25	128.60
1	1G	904	C	C6-N1-C2	6.08	122.73	120.30
26	14	617	G	C8-N9-C4	6.08	108.83	106.40
24	3K	71	U	N3-C2-O2	-6.07	117.95	122.20
26	1H	751	A	OP1-P-OP2	-6.07	110.49	119.60
26	1H	979	G	N3-C4-N9	-6.07	122.36	126.00
26	1H	1674	G	O4'-C1'-N9	-6.07	103.34	108.20
26	1H	1799	G	N3-C4-N9	6.07	129.64	126.00
45	C8	28	ARG	NE-CZ-NH2	-6.07	117.26	120.30
26	14	2513	G	C2-N3-C4	-6.07	108.86	111.90
26	1H	2271	G	C6-C5-N7	-6.07	126.76	130.40
1	1G	484	G	C8-N9-C1'	6.07	134.89	127.00
1	13	1084	G	N3-C4-C5	-6.07	125.56	128.60
1	13	1420	C	N3-C4-C5	6.07	124.33	121.90
26	1H	258	G	N1-C6-O6	-6.07	116.26	119.90
26	1H	1380	G	C8-N9-C1'	-6.07	119.11	127.00
26	1H	1997	G	C6-C5-N7	-6.07	126.76	130.40
26	14	1627	G	N1-C2-N2	-6.07	110.74	116.20
26	14	2640	G	N7-C8-N9	6.07	116.14	113.10
1	13	792	A	N9-C1'-C2'	6.07	121.89	114.00
26	1H	17	G	OP1-P-O3'	6.07	118.55	105.20
26	1H	2146	C	C6-N1-C1'	-6.07	113.52	120.80
26	1H	2639	A	C2-N3-C4	-6.07	107.57	110.60
26	14	2307	G	N7-C8-N9	6.07	116.14	113.10
1	13	703	G	C8-N9-C1'	-6.07	119.11	127.00
26	1H	508	G	C8-N9-C1'	-6.07	119.11	127.00
26	1H	1379	A	C8-N9-C4	-6.07	103.37	105.80
1	1G	518	C	N3-C2-O2	-6.07	117.65	121.90
1	1G	1204	A	C8-N9-C4	-6.07	103.37	105.80
26	14	664	C	C5-C6-N1	-6.07	117.97	121.00
26	1H	1070	A	N1-C6-N6	-6.07	114.96	118.60
26	14	613	U	N1-C2-O2	6.06	127.05	122.80
26	14	806	C	O5'-P-OP2	6.06	117.98	110.70

Continued on next page...

Continued from previous page...

Mol	Chain	Res	Type	Atoms	Z	Observed(°)	Ideal(°)
1	13	356	A	C4-C5-C6	-6.06	113.97	117.00
26	14	1022	G	P-O3'-C3'	6.06	126.98	119.70
26	1H	37	C	O5'-P-OP2	-6.06	100.25	105.70
26	1H	1559	G	C5-C6-O6	-6.06	124.96	128.60
1	13	1502	A	N9-C4-C5	-6.06	103.38	105.80
26	1H	1942	C	C5-C6-N1	6.06	124.03	121.00
26	1H	1142(A)	A	C5-C6-N1	-6.06	114.67	117.70
26	1H	728	G	N1-C6-O6	6.05	123.53	119.90
26	1H	1184	G	N9-C4-C5	-6.05	102.98	105.40
26	1H	2638	G	N9-C4-C5	-6.05	102.98	105.40
26	14	801	G	C6-C5-N7	6.05	134.03	130.40
26	14	1350	C	N3-C2-O2	6.05	126.14	121.90
26	1H	835	A	O5'-P-OP1	6.05	117.96	110.70
26	1H	1185	C	N1-C2-O2	6.05	122.53	118.90
1	1G	897	C	N1-C2-O2	-6.05	115.27	118.90
26	1H	2508	G	C8-N9-C4	-6.05	103.98	106.40
1	1G	1395	C	O5'-P-OP1	-6.05	100.25	105.70
26	1H	141	A	C5-C6-N6	-6.05	118.86	123.70
26	1H	1265	A	O5'-P-OP1	-6.05	100.26	105.70
26	1H	2413	G	N1-C6-O6	6.05	123.53	119.90
26	1H	2777	G	O4'-C1'-N9	-6.05	103.36	108.20
1	1G	690	G	C2-N3-C4	-6.05	108.88	111.90
26	14	101	G	P-O3'-C3'	6.05	126.96	119.70
26	1H	148	C	C2-N3-C4	-6.05	116.88	119.90
1	1G	1281	U	C5-C6-N1	6.05	125.72	122.70
1	13	866	C	O5'-P-OP1	-6.04	100.26	105.70
1	13	1489	G	N7-C8-N9	-6.04	110.08	113.10
1	1G	1128	C	C6-N1-C2	-6.04	117.88	120.30
26	14	1930	G	C8-N9-C1'	6.04	134.86	127.00
1	13	913	A	P-O3'-C3'	6.04	126.95	119.70
1	13	1352	C	N1-C2-O2	6.04	122.53	118.90
26	1H	1378	A	N1-C6-N6	6.04	122.23	118.60
26	1H	2031	A	N3-C4-N9	6.04	132.24	127.40
26	14	642	G	C5-C6-N1	-6.04	108.48	111.50
26	14	2385	C	C6-N1-C2	6.04	122.72	120.30
26	14	956	G	C5-C6-N1	-6.04	108.48	111.50
1	13	733	A	C8-N9-C4	6.04	108.22	105.80
26	1H	1500	G	C4-C5-N7	6.04	113.22	110.80
26	1H	1696	G	N3-C4-C5	6.04	131.62	128.60
26	14	1336	A	C6-N1-C2	-6.04	114.98	118.60
26	1H	2280	G	C2-N3-C4	6.04	114.92	111.90
26	14	1275	A	O5'-P-OP2	6.04	117.94	110.70

Continued on next page...

Continued from previous page...

Mol	Chain	Res	Type	Atoms	Z	Observed(°)	Ideal(°)
26	14	2340	G	C8-N9-C4	6.04	108.81	106.40
26	14	2433	A	N7-C8-N9	6.04	116.82	113.80
26	1H	420	C	C5-C6-N1	-6.03	117.98	121.00
26	1H	2048	G	C4-C5-N7	-6.03	108.39	110.80
26	14	2473	U	C6-N1-C1'	-6.03	112.75	121.20
1	1G	909	A	C5-C6-N6	-6.03	118.87	123.70
26	14	1205	U	N1-C2-N3	6.03	118.52	114.90
26	14	1809	A	C2-N3-C4	-6.03	107.58	110.60
27	1J	98	G	N9-C4-C5	-6.03	102.99	105.40
1	13	888	G	N3-C4-C5	6.03	131.61	128.60
2	12	123	ALA	C-N-CA	6.03	136.77	121.70
26	14	792	G	C5-C6-O6	6.03	132.22	128.60
1	13	1305	G	C5-C6-N1	-6.03	108.49	111.50
26	1H	723	G	N9-C4-C5	-6.03	102.99	105.40
26	1H	2374	C	O5'-P-OP2	-6.03	100.28	105.70
26	14	1425	G	C4-C5-N7	6.02	113.21	110.80
26	1H	1410	G	C8-N9-C4	6.02	108.81	106.40
26	1H	2766	G	C6-C5-N7	-6.02	126.79	130.40
26	14	1698	A	N9-C4-C5	-6.02	103.39	105.80
26	1H	122	G	N3-C4-C5	6.02	131.61	128.60
26	1H	1848	A	C5-C6-N6	-6.02	118.88	123.70
1	1G	1127	G	N3-C4-N9	6.02	129.61	126.00
26	14	278	A	OP1-P-O3'	6.02	118.44	105.20
26	1H	74	A	O4'-C1'-N9	-6.02	103.39	108.20
1	1G	266	G	O4'-C1'-N9	-6.02	103.39	108.20
26	14	101	G	C4-N9-C1'	6.02	134.32	126.50
26	14	2320	A	P-O3'-C3'	6.02	126.92	119.70
1	13	149	A	C8-N9-C4	-6.01	103.39	105.80
1	13	793	U	N3-C4-C5	-6.01	110.99	114.60
26	1H	597	U	N3-C4-C5	-6.01	110.99	114.60
26	1H	672	C	O5'-P-OP1	6.01	117.92	110.70
26	14	772	C	N1-C2-O2	-6.01	115.29	118.90
26	14	1935	G	N3-C4-C5	6.01	131.61	128.60
26	14	1950	G	C5-N7-C8	-6.01	101.29	104.30
26	1H	1899	G	C5-N7-C8	-6.01	101.29	104.30
26	1H	2311	A	N1-C6-N6	6.01	122.21	118.60
26	1H	245	G	C6-C5-N7	-6.01	126.79	130.40
26	1H	2690	C	C4-C5-C6	6.01	120.41	117.40
26	14	196	A	N1-C6-N6	-6.01	114.99	118.60
26	14	2463	C	C6-N1-C2	6.01	122.70	120.30
26	1H	1659	U	N1-C2-O2	-6.01	118.59	122.80
1	1G	784	C	C5-C4-N4	-6.01	115.99	120.20

Continued on next page...

Continued from previous page...

Mol	Chain	Res	Type	Atoms	Z	Observed(°)	Ideal(°)
26	14	1326	U	C5-C4-O4	6.01	129.51	125.90
26	14	1414	G	C4-N9-C1'	6.01	134.31	126.50
26	14	2426	A	C5-N7-C8	-6.01	100.89	103.90
26	1H	2023	G	N9-C4-C5	6.01	107.80	105.40
1	13	723	U	C5-C6-N1	6.01	125.70	122.70
26	1H	2183	C	C5-C6-N1	6.01	124.00	121.00
26	1H	2377	A	C4-C5-N7	6.01	113.70	110.70
26	14	705	A	C8-N9-C4	6.01	108.20	105.80
26	14	827	U	N3-C4-O4	6.01	123.60	119.40
26	14	1342	A	C4-N9-C1'	6.01	137.11	126.30
1	1G	748	C	P-O3'-C3'	6.00	126.90	119.70
26	14	510	C	C2-N1-C1'	6.00	125.40	118.80
26	14	1825	A	O5'-P-OP2	-6.00	100.30	105.70
1	13	115	G	P-O3'-C3'	6.00	126.90	119.70
27	1J	8	U	O5'-P-OP1	6.00	117.90	110.70
26	1H	237	C	N1-C2-O2	-6.00	115.30	118.90
26	1H	1696	G	N3-C4-N9	-6.00	122.40	126.00
26	14	340	A	N1-C6-N6	-6.00	115.00	118.60
26	14	1678	G	N9-C4-C5	6.00	107.80	105.40
26	1H	825	C	N3-C4-N4	6.00	122.20	118.00
26	1H	1332	G	N1-C2-N3	6.00	127.50	123.90
1	1G	328	C	N1-C2-O2	6.00	122.50	118.90
26	1H	674	G	C8-N9-C4	6.00	108.80	106.40
26	1H	678	C	C5-C6-N1	-6.00	118.00	121.00
26	1H	973	A	N1-C2-N3	6.00	132.30	129.30
1	1G	518	C	N1-C2-O2	6.00	122.50	118.90
22	1L	37	G	N1-C6-O6	-6.00	116.30	119.90
26	14	1787	A	N1-C6-N6	6.00	122.20	118.60
26	1H	955	C	OP1-P-O3'	6.00	118.39	105.20
26	14	961	C	O4'-C1'-N1	6.00	113.00	108.20
26	14	2477	C	C6-N1-C2	-6.00	117.90	120.30
1	13	53	A	N1-C6-N6	5.99	122.20	118.60
1	13	1355	G	C8-N9-C4	-5.99	104.00	106.40
26	1H	188	G	N3-C4-N9	5.99	129.60	126.00
26	1H	580	C	C5-C6-N1	5.99	124.00	121.00
27	16	8	U	O5'-P-OP2	-5.99	100.31	105.70
27	16	16	G	N1-C6-O6	5.99	123.50	119.90
26	14	101	G	N7-C8-N9	5.99	116.10	113.10
26	14	2323	G	C8-N9-C4	5.99	108.80	106.40
26	14	2490	G	C4-C5-C6	5.99	122.40	118.80
1	13	579	G	N1-C6-O6	5.99	123.50	119.90
26	14	843	G	C8-N9-C4	5.99	108.80	106.40

Continued on next page...

Continued from previous page...

Mol	Chain	Res	Type	Atoms	Z	Observed(°)	Ideal(°)
26	1H	735	A	N7-C8-N9	-5.99	110.80	113.80
26	1H	2541	A	O5'-P-OP1	-5.99	100.31	105.70
26	1H	2584	U	C4-C5-C6	5.99	123.29	119.70
1	13	533	A	C2-N3-C4	-5.99	107.61	110.60
1	13	690	G	C5-N7-C8	-5.99	101.31	104.30
26	1H	2054	A	C6-C5-N7	-5.99	128.11	132.30
26	1H	2449	U	N3-C4-O4	5.99	123.59	119.40
24	3L	49	C	N1-C2-O2	5.99	122.49	118.90
24	3L	59	A	O4'-C1'-N9	-5.99	103.41	108.20
26	1H	1653	G	P-O3'-C3'	5.98	126.88	119.70
26	1H	1669	A	C6-N1-C2	-5.98	115.01	118.60
26	14	2508	G	C8-N9-C4	-5.98	104.01	106.40
26	1H	107	C	C6-N1-C2	5.98	122.69	120.30
26	1H	387	U	OP1-P-O3'	5.98	118.35	105.20
26	1H	940	G	N1-C6-O6	5.98	123.49	119.90
26	1H	2378	A	N1-C6-N6	5.98	122.19	118.60
1	13	806	C	N3-C4-C5	5.98	124.29	121.90
26	1H	179	G	N1-C6-O6	5.98	123.49	119.90
1	1G	1322	C	C2-N1-C1'	5.98	125.37	118.80
26	1H	1203	G	N1-C6-O6	-5.97	116.31	119.90
26	1H	1776	G	C8-N9-C4	5.97	108.79	106.40
27	16	60	C	N3-C4-N4	5.97	122.18	118.00
1	1G	1415	G	C8-N9-C4	5.97	108.79	106.40
26	14	425	G	C4-N9-C1'	-5.97	118.73	126.50
26	14	2275	C	OP2-P-O3'	5.97	118.34	105.20
26	1H	1848	A	N1-C6-N6	5.97	122.18	118.60
26	14	622	G	C8-N9-C4	5.97	108.79	106.40
26	1H	481	G	N3-C4-C5	5.97	131.58	128.60
26	1H	1204	A	C4-C5-N7	5.97	113.68	110.70
26	14	1029	A	O5'-P-OP2	-5.97	100.33	105.70
26	14	2324	C	C6-N1-C2	5.97	122.69	120.30
23	2K	21	U	C6-N1-C1'	-5.96	112.85	121.20
26	1H	1939	U	C4-C5-C6	-5.96	116.12	119.70
26	14	2847	U	N3-C2-O2	5.96	126.37	122.20
26	1H	1026	U	O4'-C1'-N1	5.96	112.97	108.20
36	38	58	LEU	CA-CB-CG	5.96	129.01	115.30
1	1G	257	G	N1-C6-O6	5.96	123.48	119.90
26	14	1358	G	N1-C6-O6	5.96	123.48	119.90
26	14	1769	G	N1-C6-O6	5.96	123.48	119.90
26	14	2346	A	C5-N7-C8	-5.96	100.92	103.90
1	13	1322	C	N3-C2-O2	5.96	126.07	121.90
26	1H	220	G	C5-N7-C8	-5.96	101.32	104.30

Continued on next page...

Continued from previous page...

Mol	Chain	Res	Type	Atoms	Z	Observed(°)	Ideal(°)
26	1H	474	G	N9-C4-C5	5.96	107.78	105.40
26	1H	1598	C	OP1-P-O3'	5.96	118.31	105.20
1	1G	817	C	C6-N1-C2	5.96	122.68	120.30
26	14	2085	C	O5'-P-OP2	-5.96	100.34	105.70
26	14	2502	G	N3-C4-C5	-5.96	125.62	128.60
26	1H	265	A	C4-C5-N7	5.96	113.68	110.70
26	14	1772	G	C6-C5-N7	-5.96	126.83	130.40
1	13	109	A	O5'-P-OP2	-5.96	100.34	105.70
1	13	112	G	C5-N7-C8	-5.96	101.32	104.30
26	1H	940	G	C8-N9-C4	5.96	108.78	106.40
26	14	2509	G	N1-C6-O6	5.96	123.47	119.90
1	1G	413	G	C6-C5-N7	5.95	133.97	130.40
23	2L	77	A	C4-N9-C1'	-5.95	115.58	126.30
26	14	776	G	N3-C2-N2	-5.95	115.73	119.90
1	13	320	C	C2-N1-C1'	-5.95	112.25	118.80
26	1H	298	G	N1-C6-O6	5.95	123.47	119.90
26	14	647	G	C4-N9-C1'	5.95	134.24	126.50
1	13	254	G	O5'-P-OP1	-5.95	100.34	105.70
26	1H	105	C	C6-N1-C2	-5.95	117.92	120.30
26	1H	798	G	N3-C4-C5	5.95	131.58	128.60
26	1H	2269	A	C2-N3-C4	-5.95	107.62	110.60
26	14	703	U	C5-C4-O4	5.95	129.47	125.90
1	13	644	G	C8-N9-C4	5.95	108.78	106.40
26	1H	449	A	C5-C6-N6	-5.95	118.94	123.70
26	1H	954	G	N3-C4-C5	-5.95	125.62	128.60
26	1H	2455	G	C8-N9-C4	5.95	108.78	106.40
26	1H	2586	C	C2-N3-C4	-5.95	116.93	119.90
26	14	838	C	C6-N1-C2	5.95	122.68	120.30
26	14	1336	A	C5-C6-N1	5.95	120.67	117.70
26	1H	252	G	C6-C5-N7	-5.95	126.83	130.40
1	13	888	G	C5-C6-N1	-5.95	108.53	111.50
1	13	1053	G	N3-C4-C5	5.95	131.57	128.60
26	1H	449	A	C4-C5-N7	5.95	113.67	110.70
26	1H	567	A	O5'-P-OP1	-5.95	100.35	105.70
26	14	1774	C	N3-C4-N4	5.95	122.16	118.00
27	1J	88	C	C2-N1-C1'	5.95	125.34	118.80
1	13	858	G	N3-C4-C5	-5.94	125.63	128.60
1	13	1279	A	C5-N7-C8	-5.94	100.93	103.90
26	1H	205	G	N3-C4-N9	5.94	129.57	126.00
1	13	511	C	C5-C6-N1	-5.94	118.03	121.00
24	3K	72	G	O4'-C1'-N9	5.94	112.95	108.20
26	1H	784	A	O5'-P-OP1	-5.94	100.35	105.70

Continued on next page...

Continued from previous page...

Mol	Chain	Res	Type	Atoms	Z	Observed(°)	Ideal(°)
26	1H	1693	U	O5'-P-OP1	-5.94	100.35	105.70
26	1H	2827	C	C6-N1-C2	5.94	122.68	120.30
1	13	853	G	N9-C4-C5	-5.94	103.02	105.40
26	1H	204	A	C8-N9-C4	5.94	108.18	105.80
26	1H	465	G	C4-C5-N7	-5.94	108.42	110.80
26	1H	2591	C	N1-C2-O2	-5.94	115.34	118.90
26	14	461	C	N3-C2-O2	5.94	126.06	121.90
26	14	2021	C	N1-C2-O2	5.94	122.46	118.90
26	14	2352	A	N1-C2-N3	5.94	132.27	129.30
26	1H	1036	G	C8-N9-C4	5.94	108.78	106.40
26	14	1698	A	C5-C6-N6	-5.94	118.95	123.70
26	14	2585	U	C6-N1-C1'	-5.94	112.89	121.20
26	1H	1992	G	P-O3'-C3'	5.94	126.82	119.70
26	14	58	G	C5-C6-O6	-5.94	125.04	128.60
26	14	74	A	N3-C4-N9	-5.94	122.65	127.40
1	13	1323	G	N1-C6-O6	5.93	123.46	119.90
26	1H	1565	C	OP2-P-O3'	5.93	118.26	105.20
1	13	1404	C	N3-C4-N4	-5.93	113.85	118.00
26	1H	1307	A	C5-C6-N6	-5.93	118.95	123.70
1	13	963	G	C5-C6-O6	5.93	132.16	128.60
26	1H	1245	G	O5'-P-OP1	-5.93	100.36	105.70
26	1H	2237	G	N3-C4-N9	5.93	129.56	126.00
26	14	1283	G	OP1-P-OP2	5.93	128.50	119.60
1	13	1266	G	N3-C4-N9	-5.93	122.44	126.00
26	1H	2037	G	N1-C6-O6	-5.93	116.34	119.90
58	P8	12	ARG	NE-CZ-NH1	-5.93	117.34	120.30
26	14	146	G	N9-C4-C5	-5.93	103.03	105.40
26	14	946	G	C8-N9-C4	5.93	108.77	106.40
26	14	1617	C	C4-C5-C6	5.93	120.36	117.40
1	13	757	U	N3-C2-O2	-5.93	118.05	122.20
26	1H	972	G	N1-C6-O6	-5.93	116.34	119.90
26	1H	989	G	C4-C5-N7	5.93	113.17	110.80
1	13	962	C	N3-C4-C5	5.93	124.27	121.90
1	13	1259	C	C6-N1-C2	-5.93	117.93	120.30
26	1H	1439	A	N1-C6-N6	5.93	122.16	118.60
1	1G	1378	C	C2-N1-C1'	5.93	125.32	118.80
26	14	2339	G	O5'-P-OP2	-5.93	100.37	105.70
26	1H	203	C	O5'-P-OP2	5.92	117.81	110.70
26	1H	2477	C	C5-C6-N1	5.92	123.96	121.00
26	1H	2713	A	C5-C6-N1	-5.92	114.74	117.70
26	14	970	C	N3-C2-O2	5.92	126.05	121.90
26	14	1414	G	C6-C5-N7	-5.92	126.84	130.40

Continued on next page...

Continued from previous page...

Mol	Chain	Res	Type	Atoms	Z	Observed(°)	Ideal(°)
26	1H	1379	A	C6-C5-N7	-5.92	128.16	132.30
1	1G	1126	U	P-O3'-C3'	5.92	126.81	119.70
26	14	956	G	N1-C6-O6	5.92	123.45	119.90
26	14	1225	C	C6-N1-C2	5.92	122.67	120.30
1	1G	576	G	C4-C5-C6	5.92	122.35	118.80
26	1H	2580	U	N3-C4-C5	-5.92	111.05	114.60
1	1G	123	C	C6-N1-C2	5.92	122.67	120.30
26	14	1590	U	O5'-P-OP1	-5.92	100.37	105.70
26	1H	1158	C	N3-C4-N4	-5.92	113.86	118.00
26	1H	2070	G	C8-N9-C4	5.92	108.77	106.40
5	42	31	LEU	CA-CB-CG	5.92	128.91	115.30
26	1H	1030	G	N1-C2-N3	5.92	127.45	123.90
26	1H	2346	A	N1-C6-N6	5.92	122.15	118.60
26	14	34	C	C2-N1-C1'	5.92	125.31	118.80
1	13	545	C	N3-C2-O2	-5.91	117.76	121.90
26	1H	1817	G	N1-C6-O6	-5.91	116.35	119.90
1	13	508	C	O5'-P-OP1	-5.91	100.38	105.70
26	1H	2022	U	O5'-P-OP1	5.91	117.80	110.70
26	1H	613	U	O4'-C1'-N1	5.91	112.93	108.20
26	1H	1858	G	C4-N9-C1'	5.91	134.18	126.50
26	1H	194	G	N9-C4-C5	-5.91	103.04	105.40
27	16	45	A	O5'-P-OP1	-5.91	100.38	105.70
1	1G	765	G	N1-C6-O6	5.91	123.44	119.90
26	14	1542	G	N3-C4-C5	-5.91	125.65	128.60
26	14	1543	A	O5'-P-OP1	5.91	117.79	110.70
27	1J	60	C	C6-N1-C2	-5.91	117.94	120.30
1	13	611	A	C4-C5-N7	5.91	113.65	110.70
26	1H	1125	G	C5-C6-O6	5.91	132.14	128.60
26	14	699	A	C2-N3-C4	5.91	113.55	110.60
26	1H	145	G	O5'-P-OP2	-5.91	100.39	105.70
26	1H	1365	A	N9-C4-C5	5.91	108.16	105.80
26	1H	1948	G	N1-C6-O6	-5.91	116.36	119.90
1	1G	394	G	C6-C5-N7	-5.91	126.86	130.40
26	14	684	G	N7-C8-N9	5.91	116.05	113.10
1	13	789	U	N1-C2-N3	5.90	118.44	114.90
26	1H	130	C	N3-C4-N4	5.90	122.13	118.00
26	1H	1614	A	O4'-C1'-N9	5.90	112.92	108.20
23	2K	48	U	OP2-P-O3'	5.90	118.18	105.20
26	1H	689	A	N9-C4-C5	-5.90	103.44	105.80
26	1H	1241	A	C5-C6-N1	-5.90	114.75	117.70
26	1H	1279	G	O5'-P-OP2	-5.90	100.39	105.70
26	1H	1779	U	O5'-P-OP2	-5.90	100.39	105.70

Continued on next page...

Continued from previous page...

Mol	Chain	Res	Type	Atoms	Z	Observed(°)	Ideal(°)
26	1H	2249	U	N3-C4-C5	5.90	118.14	114.60
26	14	1323	U	N1-C2-O2	-5.90	118.67	122.80
26	14	2689	U	C5-C6-N1	-5.90	119.75	122.70
26	1H	188	G	N1-C2-N2	-5.90	110.89	116.20
1	13	1527	C	N1-C2-O2	-5.90	115.36	118.90
26	1H	310	A	N9-C4-C5	-5.90	103.44	105.80
26	1H	2523	G	N7-C8-N9	5.90	116.05	113.10
1	13	749	C	C2-N1-C1'	5.90	125.28	118.80
26	1H	621	A	N9-C4-C5	-5.89	103.44	105.80
26	1H	1313	U	C2-N1-C1'	5.89	124.77	117.70
26	1H	2602	A	OP1-P-OP2	-5.89	110.76	119.60
26	1H	458	G	C8-N9-C1'	5.89	134.66	127.00
26	14	936	C	C6-N1-C2	5.89	122.66	120.30
1	1G	1235	U	C5-C6-N1	5.89	125.65	122.70
26	1H	1799	G	O5'-P-OP1	-5.89	100.40	105.70
1	1G	1499	A	C8-N9-C4	5.89	108.16	105.80
27	1J	54	G	N7-C8-N9	5.89	116.05	113.10
23	2K	17	C	C6-N1-C2	-5.89	117.94	120.30
1	13	260	G	N3-C4-C5	-5.89	125.66	128.60
26	1H	1254	A	C8-N9-C4	5.89	108.15	105.80
1	1G	1127	G	N1-C6-O6	-5.89	116.37	119.90
26	14	1253	A	N9-C4-C5	-5.89	103.44	105.80
24	3K	12	U	C5-C6-N1	5.88	125.64	122.70
26	1H	1699	G	C8-N9-C4	-5.88	104.05	106.40
26	14	1520	U	C5-C4-O4	5.88	129.43	125.90
26	14	2359	C	C5-C4-N4	5.88	124.32	120.20
26	14	2584	U	N3-C2-O2	-5.88	118.08	122.20
26	14	2885	C	N1-C2-O2	5.88	122.43	118.90
26	1H	2279	G	O5'-P-OP1	-5.88	100.41	105.70
26	14	457	A	N7-C8-N9	5.88	116.74	113.80
26	14	2378	A	C8-N9-C4	5.88	108.15	105.80
26	1H	200	U	C5-C6-N1	-5.88	119.76	122.70
26	14	330	A	C6-C5-N7	-5.88	128.18	132.30
26	1H	1796	U	C5-C6-N1	-5.88	119.76	122.70
1	1G	484	G	C4-N9-C1'	-5.88	118.86	126.50
1	13	1252	A	O5'-P-OP2	-5.88	100.41	105.70
26	1H	2069	G	C5-C6-O6	-5.88	125.07	128.60
26	14	1681	G	C5-N7-C8	-5.88	101.36	104.30
1	13	978	A	N1-C6-N6	5.88	122.12	118.60
26	1H	2611	U	OP2-P-O3'	5.88	118.13	105.20
26	1H	1398	C	OP2-P-O3'	5.87	118.12	105.20
27	16	115	G	C5-C6-O6	-5.87	125.08	128.60

Continued on next page...

Continued from previous page...

Mol	Chain	Res	Type	Atoms	Z	Observed(°)	Ideal(°)
1	13	1297	C	N1-C2-O2	5.87	122.42	118.90
26	1H	1945	G	N3-C4-N9	5.87	129.52	126.00
1	1G	748	C	C5-C6-N1	5.87	123.94	121.00
26	14	1187	G	C5-C6-N1	-5.87	108.56	111.50
26	14	1608	A	N1-C6-N6	-5.87	115.08	118.60
1	13	962	C	C2-N3-C4	-5.87	116.97	119.90
26	1H	1070	A	C2-N3-C4	5.87	113.53	110.60
46	D8	18	LEU	CA-CB-CG	5.87	128.80	115.30
26	14	171	G	N3-C4-N9	5.87	129.52	126.00
26	14	1786	A	N1-C2-N3	5.87	132.23	129.30
26	1H	2043	C	C2-N1-C1'	5.87	125.25	118.80
26	14	810	U	C2-N3-C4	-5.87	123.48	127.00
22	1L	73	C	P-O3'-C3'	5.86	126.73	119.70
26	14	678	C	C5-C6-N1	-5.86	118.07	121.00
26	14	1627	G	N1-C6-O6	-5.86	116.38	119.90
1	13	1335	C	C6-N1-C2	5.86	122.64	120.30
26	1H	472	A	N7-C8-N9	-5.86	110.87	113.80
22	1L	30	C	C5-C6-N1	5.86	123.93	121.00
1	13	966	G	C5-C6-O6	-5.86	125.08	128.60
26	1H	2331	G	N3-C4-C5	5.86	131.53	128.60
26	1H	2503	A	N3-C4-N9	5.86	132.09	127.40
1	1G	690	G	O4'-C1'-N9	5.86	112.89	108.20
26	14	1900	A	C4-C5-C6	5.86	119.93	117.00
26	14	2393	A	O5'-P-OP1	-5.86	100.42	105.70
26	1H	404	C	P-O3'-C3'	5.86	126.73	119.70
26	1H	2665	A	N1-C2-N3	5.86	132.23	129.30
26	14	2392	A	N7-C8-N9	5.86	116.73	113.80
26	1H	889	C	C6-N1-C1'	-5.86	113.77	120.80
26	1H	2502	G	C8-N9-C4	-5.86	104.06	106.40
1	1G	1513	A	N1-C6-N6	5.86	122.11	118.60
26	14	121	G	C5-N7-C8	-5.86	101.37	104.30
26	14	2038	G	N3-C2-N2	5.86	124.00	119.90
26	1H	386	G	C4-C5-N7	5.86	113.14	110.80
26	1H	1470	G	N1-C6-O6	5.86	123.41	119.90
26	1H	2655	G	O4'-C1'-N9	5.86	112.88	108.20
27	1J	98	G	C5-C6-O6	-5.86	125.09	128.60
1	13	583	A	O5'-P-OP1	-5.85	100.43	105.70
24	3K	66	C	C5-C6-N1	5.85	123.93	121.00
26	1H	530	G	C5-N7-C8	-5.85	101.37	104.30
26	1H	2575	C	C2-N1-C1'	-5.85	112.36	118.80
26	14	1528	A	N7-C8-N9	5.85	116.73	113.80
1	13	85	U	C2-N1-C1'	5.85	124.72	117.70

Continued on next page...

Continued from previous page...

Mol	Chain	Res	Type	Atoms	Z	Observed(°)	Ideal(°)
26	1H	1180	C	C6-N1-C2	5.85	122.64	120.30
26	1H	1783	A	C5-C6-N6	-5.85	119.02	123.70
27	16	114	G	C2-N3-C4	-5.85	108.97	111.90
26	14	1386	C	N3-C2-O2	5.85	126.00	121.90
26	14	2415	G	N1-C6-O6	5.85	123.41	119.90
26	14	2582	G	C5-C6-O6	-5.85	125.09	128.60
26	1H	1517	G	C4-C5-N7	5.85	113.14	110.80
26	1H	1907	G	N3-C4-N9	-5.85	122.49	126.00
26	1H	2598	A	OP2-P-O3'	5.85	118.06	105.20
26	14	2433	A	C8-N9-C4	-5.85	103.46	105.80
26	1H	1192	G	OP2-P-O3'	5.85	118.06	105.20
26	1H	1417	C	N3-C4-C5	-5.85	119.56	121.90
26	1H	2232	U	C5-C4-O4	5.85	129.41	125.90
26	14	71	A	P-O3'-C3'	5.85	126.72	119.70
1	13	336	C	N1-C2-O2	-5.84	115.39	118.90
26	1H	1669	A	C8-N9-C4	-5.84	103.46	105.80
6	52	14	LEU	CA-CB-CG	5.84	128.74	115.30
1	13	810	C	C6-N1-C1'	-5.84	113.79	120.80
26	1H	1380	G	C4-N9-C1'	5.84	134.09	126.50
26	14	826	U	N1-C2-N3	5.84	118.41	114.90
26	14	1784	A	O4'-C1'-N9	-5.84	103.53	108.20
26	14	1858	G	C6-C5-N7	-5.84	126.89	130.40
23	2K	27	G	N1-C2-N2	5.84	121.45	116.20
26	1H	670	A	N1-C2-N3	-5.84	126.38	129.30
26	1H	1454	U	N3-C2-O2	-5.84	118.11	122.20
26	1H	1927	A	O5'-P-OP2	-5.84	100.44	105.70
26	1H	2665	A	C6-C5-N7	-5.84	128.21	132.30
26	14	71	A	C5-C6-N6	-5.84	119.03	123.70
26	14	84	A	C8-N9-C4	5.84	108.14	105.80
26	14	451	C	C6-N1-C2	5.84	122.64	120.30
26	14	1776	G	O5'-P-OP1	5.84	117.71	110.70
26	14	2232	U	C5-C4-O4	5.84	129.40	125.90
26	14	1332	G	C2-N3-C4	-5.84	108.98	111.90
26	1H	1942	C	C5-C4-N4	-5.83	116.11	120.20
26	14	2086	U	C5-C4-O4	5.83	129.40	125.90
26	14	2447	G	O4'-C1'-N9	5.83	112.87	108.20
1	13	516	U	C6-N1-C2	-5.83	117.50	121.00
26	1H	1839	G	C4-N9-C1'	5.83	134.08	126.50
1	1G	704	A	N1-C6-N6	5.83	122.10	118.60
26	14	90	U	C2-N1-C1'	5.83	124.70	117.70
26	14	462	C	C2-N3-C4	-5.83	116.98	119.90
26	14	1473	G	N1-C6-O6	5.83	123.40	119.90

Continued on next page...

Continued from previous page...

Mol	Chain	Res	Type	Atoms	Z	Observed(°)	Ideal(°)
26	14	1624	G	C8-N9-C4	5.83	108.73	106.40
26	1H	239	U	C5-C6-N1	-5.83	119.78	122.70
26	1H	453	C	C2-N1-C1'	-5.83	112.39	118.80
26	1H	2559	C	O5'-P-OP2	-5.83	100.45	105.70
1	1G	197	A	C8-N9-C4	-5.83	103.47	105.80
26	14	2088	G	C8-N9-C4	5.83	108.73	106.40
1	13	84	U	C2-N1-C1'	5.83	124.70	117.70
26	1H	2346	A	N9-C1'-C2'	5.83	121.58	114.00
26	14	466	A	C5-C6-N6	-5.83	119.04	123.70
26	14	1528	A	C5-N7-C8	-5.83	100.98	103.90
1	13	580	U	C5-C6-N1	-5.83	119.78	122.70
26	1H	429	A	C8-N9-C4	-5.83	103.47	105.80
26	1H	831	G	C8-N9-C4	5.83	108.73	106.40
26	1H	2056	G	C5-C6-O6	-5.83	125.10	128.60
26	1H	2822	G	N9-C4-C5	-5.83	103.07	105.40
1	1G	991	U	C2-N1-C1'	5.83	124.69	117.70
1	1G	1502	A	C6-C5-N7	-5.83	128.22	132.30
26	14	2741	A	C8-N9-C4	5.83	108.13	105.80
1	13	360	A	C5-C6-N6	-5.83	119.04	123.70
26	1H	1817	G	C5-C6-O6	5.83	132.09	128.60
26	1H	2577	A	C5-C6-N6	5.83	128.36	123.70
26	14	627	A	N1-C6-N6	5.83	122.10	118.60
1	13	335	C	N1-C2-O2	-5.82	115.41	118.90
26	1H	1325	G	C6-C5-N7	-5.82	126.91	130.40
26	1H	1394	U	C2-N3-C4	5.82	130.49	127.00
26	14	188	G	C5-C6-O6	-5.82	125.11	128.60
26	14	2857	G	C8-N9-C1'	5.82	134.57	127.00
1	13	1290	G	C8-N9-C4	-5.82	104.07	106.40
1	1G	394	G	N3-C4-N9	5.82	129.49	126.00
1	1G	1195	C	C6-N1-C2	-5.82	117.97	120.30
22	1L	16	C	N1-C2-O2	5.82	122.39	118.90
24	3K	5	C	C5-C6-N1	5.82	123.91	121.00
26	1H	188	G	N9-C4-C5	-5.82	103.07	105.40
26	1H	460	A	N9-C4-C5	-5.82	103.47	105.80
26	1H	685	A	N1-C6-N6	5.82	122.09	118.60
26	1H	1119	C	C6-N1-C2	5.82	122.63	120.30
26	1H	1469	A	N1-C6-N6	5.82	122.09	118.60
33	59	7	LEU	CA-CB-CG	5.82	128.69	115.30
27	16	98	G	C6-C5-N7	-5.82	126.91	130.40
1	13	900	A	C5-C6-N6	-5.82	119.05	123.70
1	13	1530	G	N3-C4-C5	5.82	131.51	128.60
26	1H	145	G	N9-C4-C5	-5.82	103.07	105.40

Continued on next page...

Continued from previous page...

Mol	Chain	Res	Type	Atoms	Z	Observed(°)	Ideal(°)
26	1H	638	G	O5'-P-OP1	-5.82	100.47	105.70
26	1H	1210	A	C4-C5-N7	5.82	113.61	110.70
26	1H	1347	G	C5-C6-O6	-5.82	125.11	128.60
26	1H	1742	C	C5-C6-N1	5.82	123.91	121.00
26	1H	1759	A	O5'-P-OP1	-5.82	100.47	105.70
26	1H	1626	G	O5'-P-OP2	5.82	117.68	110.70
26	1H	1644	C	C2-N1-C1'	5.82	125.20	118.80
26	14	1398	C	N3-C4-C5	5.82	124.23	121.90
26	14	2584	U	C2-N1-C1'	5.82	124.68	117.70
26	1H	122	G	OP1-P-OP2	5.81	128.32	119.60
26	1H	1271	G	C6-C5-N7	-5.81	126.91	130.40
1	1G	577	G	C8-N9-C4	5.81	108.72	106.40
26	14	2301	C	C5-C6-N1	5.81	123.91	121.00
26	1H	822	U	C2-N1-C1'	5.81	124.68	117.70
26	1H	1374	G	O5'-P-OP2	5.81	117.67	110.70
26	14	34	C	N1-C2-O2	5.81	122.39	118.90
26	14	574	C	C2-N1-C1'	-5.81	112.41	118.80
23	2K	63	C	N1-C2-O2	5.81	122.39	118.90
26	1H	821	A	C4-C5-C6	5.81	119.91	117.00
26	1H	1309	G	C6-C5-N7	-5.81	126.92	130.40
4	32	35	ARG	NE-CZ-NH2	-5.81	117.39	120.30
26	14	961	C	C6-N1-C2	5.81	122.62	120.30
26	1H	793	A	C4-C5-C6	5.81	119.90	117.00
26	1H	944	G	N7-C8-N9	5.81	116.00	113.10
26	1H	2426	A	N1-C6-N6	-5.81	115.12	118.60
1	1G	1270	C	C6-N1-C2	-5.81	117.98	120.30
26	14	752	A	C8-N9-C4	-5.81	103.48	105.80
26	1H	776	G	N3-C2-N2	-5.80	115.84	119.90
26	14	2505	G	C5-C6-N1	-5.80	108.60	111.50
27	1J	75	G	N3-C4-N9	5.80	129.48	126.00
26	14	2042	A	C8-N9-C4	5.80	108.12	105.80
26	14	205	G	N7-C8-N9	-5.80	110.20	113.10
27	16	98	G	N9-C4-C5	-5.80	103.08	105.40
26	14	1332	G	C4-C5-C6	5.80	122.28	118.80
26	1H	2406	U	O4'-C1'-N1	-5.80	103.56	108.20
27	16	60	C	C5-C6-N1	5.80	123.90	121.00
1	13	1200	C	C4-C5-C6	-5.80	114.50	117.40
26	1H	128	C	N3-C4-C5	5.80	124.22	121.90
26	1H	449	A	OP1-P-O3'	5.80	117.95	105.20
26	1H	839	U	C4-C5-C6	5.80	123.18	119.70
27	1J	98	G	C6-C5-N7	-5.80	126.92	130.40
26	1H	5	A	C8-N9-C4	-5.79	103.48	105.80

Continued on next page...

Continued from previous page...

Mol	Chain	Res	Type	Atoms	Z	Observed(°)	Ideal(°)
26	1H	2873	A	N1-C6-N6	-5.79	115.12	118.60
26	14	382	G	C4-C5-N7	-5.79	108.48	110.80
26	14	621	A	C5-N7-C8	-5.79	101.00	103.90
26	14	694	U	N3-C2-O2	-5.79	118.14	122.20
26	14	1422	G	N3-C4-C5	5.79	131.50	128.60
26	14	2708	G	C8-N9-C4	5.79	108.72	106.40
1	13	250	A	O4'-C1'-N9	-5.79	103.57	108.20
24	3K	12	U	C2-N1-C1'	5.79	124.65	117.70
26	1H	818	G	N9-C4-C5	5.79	107.72	105.40
26	1H	1142(A)	A	C5-N7-C8	-5.79	101.00	103.90
26	1H	2040	C	N3-C2-O2	5.79	125.95	121.90
26	14	750	A	C5-N7-C8	-5.79	101.00	103.90
26	14	1566	A	N9-C4-C5	-5.79	103.48	105.80
26	1H	1415	U	N3-C2-O2	-5.79	118.15	122.20
26	1H	1937	A	C8-N9-C4	5.79	108.12	105.80
26	1H	2452	C	C5-C4-N4	-5.79	116.15	120.20
26	14	511	U	C6-N1-C2	-5.79	117.53	121.00
26	14	1633	G	C5-C6-O6	-5.79	125.13	128.60
26	14	2416	C	N1-C2-O2	-5.79	115.43	118.90
27	1J	75	G	C8-N9-C1'	-5.79	119.48	127.00
26	1H	2379	G	C8-N9-C4	5.79	108.72	106.40
26	14	362	U	N3-C2-O2	-5.79	118.15	122.20
26	14	2428	G	P-O3'-C3'	5.79	126.64	119.70
1	13	1338	G	C5-C6-O6	5.78	132.07	128.60
26	1H	189	G	N1-C6-O6	5.78	123.37	119.90
26	1H	738	G	C5-N7-C8	-5.78	101.41	104.30
26	14	502	A	N1-C2-N3	5.78	132.19	129.30
26	14	2451	A	C2-N3-C4	-5.78	107.71	110.60
26	1H	1672	C	N3-C2-O2	5.78	125.95	121.90
26	1H	2054	A	N1-C6-N6	5.78	122.07	118.60
26	1H	2767	C	N1-C2-O2	5.78	122.37	118.90
26	14	2448	A	C6-N1-C2	-5.78	115.13	118.60
1	13	1520	G	C6-C5-N7	-5.78	126.93	130.40
26	1H	446	G	N9-C4-C5	-5.78	103.09	105.40
26	1H	866	A	C4-N9-C1'	5.78	136.70	126.30
26	1H	1950	G	N3-C2-N2	5.78	123.94	119.90
27	16	9	G	C5-C6-O6	-5.78	125.13	128.60
1	1G	579	G	C4-N9-C1'	5.78	134.01	126.50
26	14	1339	G	C8-N9-C4	-5.78	104.09	106.40
24	3K	64	U	C5-C6-N1	5.78	125.59	122.70
23	2L	36	A	C2-N3-C4	-5.78	107.71	110.60
26	14	509	C	N1-C2-N3	5.78	123.24	119.20

Continued on next page...

Continued from previous page...

Mol	Chain	Res	Type	Atoms	Z	Observed(°)	Ideal(°)
26	14	2464	C	C6-N1-C2	5.78	122.61	120.30
1	13	811	C	N3-C4-C5	5.77	124.21	121.90
1	1G	186(D)	C	C6-N1-C2	5.77	122.61	120.30
1	1G	197	A	C6-C5-N7	-5.77	128.26	132.30
27	16	16	G	C5-N7-C8	-5.77	101.41	104.30
1	1G	324	G	N1-C6-O6	-5.77	116.44	119.90
26	14	737	C	N1-C2-O2	-5.77	115.44	118.90
26	14	808	G	OP1-P-OP2	5.77	128.26	119.60
27	1J	102	G	N1-C6-O6	-5.77	116.44	119.90
26	1H	930	U	C5-C6-N1	-5.77	119.81	122.70
26	1H	2577	A	N1-C6-N6	-5.77	115.14	118.60
26	1H	310	A	C5-C6-N6	-5.77	119.09	123.70
26	1H	458	G	N3-C4-N9	-5.77	122.54	126.00
26	1H	592	G	C5-C6-O6	5.77	132.06	128.60
26	1H	736	C	N3-C2-O2	5.77	125.94	121.90
26	1H	1210	A	C8-N9-C4	-5.77	103.49	105.80
26	1H	1241	A	C6-N1-C2	5.77	122.06	118.60
26	1H	1758	G	O5'-P-OP1	-5.77	100.51	105.70
26	1H	2416	C	C6-N1-C1'	5.77	127.72	120.80
26	14	1298	C	N1-C2-O2	5.77	122.36	118.90
1	13	1142	G	O4'-C1'-N9	5.77	112.81	108.20
26	1H	52	A	C2-N3-C4	5.77	113.48	110.60
26	1H	252	G	N3-C4-N9	5.77	129.46	126.00
26	14	133	C	N3-C4-C5	5.77	124.21	121.90
26	1H	795	C	C2-N3-C4	-5.76	117.02	119.90
26	1H	1940	U	N3-C4-O4	5.76	123.44	119.40
26	1H	2779	U	N3-C4-O4	-5.76	115.36	119.40
27	16	50	G	OP2-P-O3'	5.76	117.88	105.20
1	1G	117	G	N9-C4-C5	-5.76	103.09	105.40
26	14	2392	A	C8-N9-C4	-5.76	103.49	105.80
26	1H	730	C	O5'-P-OP2	-5.76	100.51	105.70
1	1G	580	U	C5-C4-O4	5.76	129.36	125.90
26	1H	1694	C	P-O3'-C3'	5.76	126.61	119.70
26	1H	2602	A	N1-C6-N6	-5.76	115.14	118.60
1	1G	428	G	N3-C4-N9	-5.76	122.54	126.00
1	1G	1482	G	C4-N9-C1'	5.76	133.99	126.50
26	14	1930	G	C4-N9-C1'	-5.76	119.01	126.50
26	14	1979	C	O5'-P-OP2	-5.76	100.52	105.70
26	14	2597	G	C4-N9-C1'	5.76	133.99	126.50
26	14	2618	G	C4-C5-N7	-5.76	108.50	110.80
26	1H	124	G	C8-N9-C4	5.76	108.70	106.40
26	1H	1821	A	C2-N3-C4	-5.76	107.72	110.60

Continued on next page...

Continued from previous page...

Mol	Chain	Res	Type	Atoms	Z	Observed(°)	Ideal(°)
26	1H	2355	C	C2-N1-C1'	5.76	125.14	118.80
26	14	2365	G	O5'-P-OP1	5.76	117.61	110.70
26	14	1342	A	C6-C5-N7	-5.76	128.27	132.30
26	14	2436	G	N3-C2-N2	-5.76	115.87	119.90
1	13	1381	U	C6-N1-C2	-5.76	117.55	121.00
26	1H	270(O)	U	C2-N1-C1'	5.76	124.61	117.70
26	1H	293	U	N3-C4-O4	5.76	123.43	119.40
26	1H	330	A	N3-C4-C5	5.76	130.83	126.80
26	1H	2043	C	N3-C4-N4	5.76	122.03	118.00
26	14	1271	G	N3-C4-N9	5.76	129.45	126.00
1	13	442	C	C6-N1-C2	-5.75	118.00	120.30
1	13	630	G	N1-C6-O6	5.75	123.35	119.90
26	1H	2679	A	O5'-P-OP2	-5.75	100.52	105.70
26	14	122	G	N7-C8-N9	-5.75	110.22	113.10
46	D8	38	LEU	CA-CB-CG	5.75	128.53	115.30
1	1G	1519	A	N9-C4-C5	5.75	108.10	105.80
26	1H	192	C	N1-C2-N3	-5.75	115.17	119.20
26	1H	940	G	N3-C4-N9	5.75	129.45	126.00
36	38	28	ASN	C-N-CA	5.75	136.08	121.70
26	14	1243	G	C6-C5-N7	-5.75	126.95	130.40
26	14	1519	G	C5-C6-O6	5.75	132.05	128.60
26	14	2000	G	N9-C4-C5	-5.75	103.10	105.40
26	14	570	G	N3-C2-N2	5.75	123.92	119.90
26	14	1610	A	C8-N9-C4	5.75	108.10	105.80
26	14	1695	G	C4-N9-C1'	5.75	133.97	126.50
26	1H	120	U	C4-C5-C6	5.75	123.15	119.70
26	1H	2066	C	OP1-P-O3'	5.75	117.84	105.20
26	14	2114	A	O4'-C1'-N9	5.75	112.80	108.20
1	13	963	G	N3-C4-N9	5.75	129.45	126.00
1	13	1158	C	C2-N1-C1'	5.75	125.12	118.80
26	1H	1622	G	N1-C2-N3	5.75	127.35	123.90
1	1G	721	G	C5-C6-N1	-5.75	108.63	111.50
26	14	623	G	C8-N9-C4	5.75	108.70	106.40
1	13	810	C	C2-N1-C1'	5.74	125.12	118.80
26	1H	308	G	N3-C4-C5	-5.74	125.73	128.60
26	1H	604	G	O5'-P-OP1	-5.74	100.53	105.70
26	1H	848	G	N3-C4-N9	5.74	129.45	126.00
26	1H	2591	C	C6-N1-C2	-5.74	118.00	120.30
27	16	64	C	C6-N1-C2	5.74	122.60	120.30
1	13	966	G	N9-C4-C5	-5.74	103.10	105.40
26	1H	1787	A	C5-N7-C8	-5.74	101.03	103.90
26	1H	943	U	N1-C2-N3	5.74	118.34	114.90

Continued on next page...

Continued from previous page...

Mol	Chain	Res	Type	Atoms	Z	Observed(°)	Ideal(°)
26	1H	2401	U	N3-C2-O2	-5.74	118.18	122.20
26	1H	2830	G	C4-C5-N7	5.74	113.10	110.80
29	19	43	ARG	NE-CZ-NH1	-5.74	117.43	120.30
26	1H	1839	G	C4-C5-N7	5.74	113.09	110.80
26	14	2435	A	N7-C8-N9	5.74	116.67	113.80
26	14	2494	G	N1-C6-O6	-5.74	116.46	119.90
26	1H	699	A	N1-C6-N6	5.74	122.04	118.60
26	1H	2686	G	N3-C4-N9	5.74	129.44	126.00
24	3L	1	G	C8-N9-C4	5.74	108.69	106.40
26	1H	1198	U	C2-N3-C4	-5.74	123.56	127.00
1	1G	932	C	N1-C2-O2	5.74	122.34	118.90
26	14	1265	A	N1-C6-N6	5.74	122.04	118.60
26	1H	811	U	C2-N3-C4	-5.73	123.56	127.00
26	1H	1626	G	C8-N9-C4	-5.73	104.11	106.40
26	14	606	U	C5-C6-N1	-5.73	119.83	122.70
1	13	1024	G	O4'-C1'-N9	5.73	112.78	108.20
26	1H	220	G	N9-C4-C5	-5.73	103.11	105.40
1	1G	46	G	C8-N9-C4	5.73	108.69	106.40
1	1G	1422	G	C5-C6-O6	5.73	132.04	128.60
26	14	2290	G	N1-C6-O6	5.73	123.34	119.90
26	1H	1314	C	N1-C2-O2	5.73	122.34	118.90
26	1H	1323	U	N3-C4-C5	-5.73	111.16	114.60
1	13	266	G	C6-C5-N7	-5.73	126.96	130.40
1	13	1486	G	N3-C2-N2	-5.73	115.89	119.90
26	14	705	A	N9-C4-C5	-5.73	103.51	105.80
1	13	130	A	N1-C6-N6	5.72	122.03	118.60
26	1H	954	G	C2-N3-C4	5.72	114.76	111.90
26	1H	2318	G	N7-C8-N9	5.72	115.96	113.10
26	14	146	G	C8-N9-C4	5.72	108.69	106.40
26	14	2361	A	C2-N3-C4	-5.72	107.74	110.60
26	14	2437	U	C5-C6-N1	-5.72	119.84	122.70
26	1H	435	C	C2-N3-C4	5.72	122.76	119.90
26	1H	2609	U	C4-C5-C6	5.72	123.13	119.70
27	16	79	C	OP2-P-O3'	5.72	117.79	105.20
1	1G	354	G	N9-C4-C5	-5.72	103.11	105.40
26	14	138	G	O4'-C1'-N9	5.72	112.78	108.20
26	14	1835	G	O5'-P-OP2	5.72	117.57	110.70
26	1H	2848	G	N1-C6-O6	-5.72	116.47	119.90
26	1H	237	C	C6-N1-C2	5.72	122.59	120.30
26	1H	2757	A	C8-N9-C4	-5.72	103.51	105.80
1	13	360	A	N9-C4-C5	-5.72	103.51	105.80
26	1H	321	G	N1-C6-O6	5.72	123.33	119.90

Continued on next page...

Continued from previous page...

Mol	Chain	Res	Type	Atoms	Z	Observed(°)	Ideal(°)
26	1H	2584	U	C5-C6-N1	-5.72	119.84	122.70
26	14	941	A	C8-N9-C4	-5.72	103.51	105.80
26	14	2454	G	O5'-P-OP2	-5.71	100.56	105.70
26	1H	420	C	C2-N3-C4	-5.71	117.04	119.90
26	1H	1247	A	N7-C8-N9	-5.71	110.94	113.80
26	1H	2067	G	N9-C4-C5	5.71	107.69	105.40
26	14	1821	A	C4-C5-C6	5.71	119.86	117.00
26	1H	1698	A	N9-C1'-C2'	5.71	121.42	114.00
26	1H	345	A	C2-N3-C4	-5.71	107.75	110.60
26	1H	2623	G	N1-C6-O6	-5.71	116.47	119.90
1	1G	899	C	C6-N1-C1'	-5.71	113.95	120.80
26	14	459	U	N3-C2-O2	-5.71	118.20	122.20
26	14	1359	A	C4-N9-C1'	-5.71	116.03	126.30
26	14	2766	G	C8-N9-C4	-5.71	104.12	106.40
26	1H	528	A	N3-C4-N9	-5.71	122.83	127.40
26	1H	812	C	C2-N3-C4	-5.71	117.05	119.90
1	13	555	C	C6-N1-C2	-5.71	118.02	120.30
26	14	791	C	P-O3'-C3'	5.71	126.55	119.70
26	1H	466	A	C5-C6-N6	-5.70	119.14	123.70
26	1H	859	G	C2-N3-C4	-5.70	109.05	111.90
26	14	693	C	C2-N3-C4	-5.70	117.05	119.90
26	1H	2845	G	C4-C5-C6	5.70	122.22	118.80
26	14	1819	A	N1-C6-N6	-5.70	115.18	118.60
26	1H	1142	U	O5'-P-OP1	5.70	117.54	110.70
26	1H	2428	G	C4-C5-N7	-5.70	108.52	110.80
1	13	963	G	N3-C2-N2	5.70	123.89	119.90
1	13	1230	C	N3-C4-C5	5.70	124.18	121.90
26	1H	145	G	N1-C6-O6	5.70	123.32	119.90
26	1H	806	C	N3-C4-C5	5.70	124.18	121.90
26	1H	1366	A	C8-N9-C4	5.70	108.08	105.80
34	28	27	LEU	CA-CB-CG	5.70	128.41	115.30
26	14	1281	G	N9-C4-C5	-5.70	103.12	105.40
26	14	1332	G	N1-C2-N2	-5.70	111.07	116.20
26	1H	2445	G	C8-N9-C4	-5.70	104.12	106.40
26	1H	1776	G	N9-C4-C5	-5.70	103.12	105.40
26	1H	1914	C	N3-C2-O2	-5.70	117.91	121.90
26	1H	2375	G	C5-C6-O6	-5.70	125.18	128.60
26	14	1422	G	C5-C6-N1	-5.70	108.65	111.50
26	14	2012	G	C6-C5-N7	-5.70	126.98	130.40
26	14	2251	G	C5-C6-O6	5.70	132.02	128.60
26	1H	537	C	O5'-P-OP1	5.69	117.53	110.70
26	14	2477	C	C2-N3-C4	5.69	122.75	119.90

Continued on next page...

Continued from previous page...

Mol	Chain	Res	Type	Atoms	Z	Observed(°)	Ideal(°)
26	14	2607	G	C4-C5-N7	5.69	113.08	110.80
26	1H	20	C	C2-N3-C4	-5.69	117.05	119.90
26	1H	1310	G	C4-C5-N7	5.69	113.08	110.80
26	1H	1596	A	C5-C6-N6	-5.69	119.15	123.70
26	1H	1695	G	O5'-P-OP1	-5.69	100.58	105.70
26	1H	2330	G	C4-C5-N7	5.69	113.08	110.80
26	1H	2380	C	C6-N1-C2	5.69	122.58	120.30
26	14	2448	A	N1-C2-N3	5.69	132.15	129.30
26	14	2575	C	C6-N1-C1'	5.69	127.63	120.80
26	1H	244	A	C5-C6-N6	-5.69	119.15	123.70
26	1H	1945	G	C6-C5-N7	-5.69	126.99	130.40
26	1H	2435	A	N1-C6-N6	-5.69	115.19	118.60
26	1H	2654	A	O5'-P-OP1	-5.69	100.58	105.70
26	1H	458	G	C6-C5-N7	5.69	133.81	130.40
26	1H	2401	U	N1-C2-O2	5.69	126.78	122.80
26	14	1963	U	N3-C2-O2	-5.69	118.22	122.20
26	14	2607	G	C2-N3-C4	-5.69	109.06	111.90
1	13	974	A	C5-C6-N1	-5.68	114.86	117.70
26	1H	259	G	C6-C5-N7	-5.68	126.99	130.40
26	1H	443	A	N1-C6-N6	5.68	122.01	118.60
26	14	825	C	N3-C2-O2	5.68	125.88	121.90
26	14	1776	G	C4-C5-C6	5.68	122.21	118.80
27	1J	44	G	C8-N9-C4	5.68	108.67	106.40
22	1K	72	G	C4-N9-C1'	-5.68	119.11	126.50
26	1H	217	G	C4-C5-N7	-5.68	108.53	110.80
26	1H	1373	A	C8-N9-C4	5.68	108.07	105.80
26	1H	1604	C	C6-N1-C2	-5.68	118.03	120.30
26	14	1272	A	N9-C4-C5	-5.68	103.53	105.80
26	1H	1266	G	N3-C4-N9	5.68	129.41	126.00
26	14	35	G	C8-N9-C4	-5.68	104.13	106.40
26	14	796	C	C6-N1-C2	5.68	122.57	120.30
26	14	804	A	C6-N1-C2	-5.68	115.19	118.60
26	1H	298	G	C4-C5-N7	5.68	113.07	110.80
26	1H	513	A	C6-N1-C2	-5.68	115.19	118.60
26	1H	757	U	C4-C5-C6	5.68	123.11	119.70
1	1G	337	C	C5-C6-N1	5.68	123.84	121.00
26	14	1779	U	C6-N1-C1'	-5.68	113.25	121.20
26	14	1812	A	OP1-P-OP2	5.68	128.11	119.60
58	L5	34	ARG	NE-CZ-NH1	-5.68	117.46	120.30
26	1H	808	G	N1-C6-O6	-5.67	116.50	119.90
26	1H	1860	G	N3-C4-C5	5.67	131.44	128.60
26	1H	2329	G	C2-N3-C4	-5.67	109.06	111.90

Continued on next page...

Continued from previous page...

Mol	Chain	Res	Type	Atoms	Z	Observed(°)	Ideal(°)
1	1G	27	G	C8-N9-C4	-5.67	104.13	106.40
1	1G	1096	C	C6-N1-C2	-5.67	118.03	120.30
26	14	783	A	N3-C4-N9	-5.67	122.86	127.40
26	14	1022	G	C8-N9-C4	-5.67	104.13	106.40
26	14	1313	U	N3-C4-C5	-5.67	111.19	114.60
26	14	2502	G	C6-C5-N7	-5.67	127.00	130.40
26	1H	840	C	C5-C6-N1	-5.67	118.16	121.00
1	13	1338	G	N9-C4-C5	5.67	107.67	105.40
26	1H	679	C	C6-N1-C2	5.67	122.57	120.30
26	1H	1333	C	N3-C4-C5	5.67	124.17	121.90
26	1H	2751	G	N3-C4-C5	-5.67	125.76	128.60
27	16	98	G	C2-N3-C4	-5.67	109.06	111.90
27	1J	44	G	N7-C8-N9	-5.67	110.27	113.10
26	14	949	C	C6-N1-C2	5.67	122.57	120.30
26	1H	2691	C	N3-C4-C5	5.67	124.17	121.90
26	1H	2767	C	C6-N1-C1'	-5.67	114.00	120.80
26	14	211	A	C8-N9-C4	5.67	108.07	105.80
26	14	1804	C	O5'-P-OP2	5.67	117.50	110.70
26	14	632	A	O5'-P-OP2	5.67	117.50	110.70
26	1H	1996	C	C6-N1-C2	5.67	122.57	120.30
26	1H	2508	G	N7-C8-N9	5.67	115.93	113.10
1	13	721	G	C6-C5-N7	-5.66	127.00	130.40
1	13	771	G	C5-C6-O6	5.66	132.00	128.60
26	1H	298	G	C5-N7-C8	-5.66	101.47	104.30
26	1H	2435	A	C5-C6-N1	5.66	120.53	117.70
27	16	81	G	C4-C5-N7	5.66	113.06	110.80
1	1G	562	C	N3-C4-C5	5.66	124.17	121.90
26	14	1885	A	N7-C8-N9	-5.66	110.97	113.80
1	13	853	G	C2-N3-C4	-5.66	109.07	111.90
26	1H	74	A	C4-C5-N7	5.66	113.53	110.70
26	1H	997	G	N9-C4-C5	-5.66	103.14	105.40
1	1G	704	A	C5-C6-N6	-5.66	119.17	123.70
26	1H	131	G	C4-C5-N7	5.66	113.06	110.80
26	1H	1698	A	O4'-C1'-N9	5.66	112.73	108.20
26	1H	2030	A	N1-C6-N6	5.66	122.00	118.60
26	1H	2131	G	C4-N9-C1'	5.66	133.86	126.50
1	1G	377	G	N3-C4-N9	5.66	129.40	126.00
26	14	1283	G	C4-C5-C6	5.66	122.20	118.80
1	13	476	G	N7-C8-N9	5.66	115.93	113.10
26	1H	240	G	O5'-P-OP1	5.66	117.49	110.70
26	1H	2427	C	C5-C6-N1	-5.66	118.17	121.00
1	13	968	A	C5-C6-N6	-5.66	119.17	123.70

Continued on next page...

Continued from previous page...

Mol	Chain	Res	Type	Atoms	Z	Observed(°)	Ideal(°)
26	1H	1309	G	N1-C2-N2	-5.66	111.11	116.20
1	13	524	G	N9-C4-C5	-5.66	103.14	105.40
26	1H	928	G	C2-N3-C4	-5.66	109.07	111.90
26	1H	1550	C	N1-C2-O2	-5.66	115.51	118.90
26	14	945	A	N7-C8-N9	5.66	116.63	113.80
26	14	1315	C	N3-C4-N4	-5.66	114.04	118.00
1	1G	11	G	O5'-P-OP2	5.65	117.48	110.70
26	1H	242	G	C4-C5-N7	5.65	113.06	110.80
26	1H	1259	G	OP2-P-O3'	5.65	117.64	105.20
26	1H	2031	A	N3-C4-C5	-5.65	122.84	126.80
26	1H	2057	A	N1-C6-N6	5.65	121.99	118.60
37	48	77	LEU	CA-C-N	-5.65	104.77	117.20
26	1H	146	G	N9-C4-C5	-5.65	103.14	105.40
26	1H	180	G	N9-C4-C5	-5.65	103.14	105.40
26	14	2275	C	C5'-C4'-O4'	-5.65	102.32	109.10
1	13	551	U	C5-C6-N1	-5.65	119.88	122.70
24	3K	49	C	C6-N1-C2	-5.65	118.04	120.30
26	14	2690	C	C6-N1-C1'	-5.65	114.02	120.80
36	38	9	LEU	CA-CB-CG	5.65	128.29	115.30
26	14	1615	C	N3-C2-O2	5.65	125.85	121.90
26	1H	2430	A	N9-C4-C5	-5.65	103.54	105.80
26	14	2375	G	C8-N9-C4	5.65	108.66	106.40
26	1H	51	G	N3-C4-C5	-5.64	125.78	128.60
26	1H	2090	G	C5-C6-O6	-5.64	125.21	128.60
26	14	1544	C	N1-C2-O2	5.64	122.29	118.90
26	14	2088	G	C6-C5-N7	-5.64	127.01	130.40
1	13	1357	A	O5'-P-OP2	5.64	117.47	110.70
1	13	960	U	C2-N1-C1'	5.64	124.47	117.70
26	1H	1830	C	N1-C2-O2	-5.64	115.52	118.90
26	14	2441	C	N3-C4-C5	5.64	124.16	121.90
26	1H	1835	G	O5'-P-OP1	-5.64	100.63	105.70
22	1K	73	C	OP1-P-O3'	5.64	117.60	105.20
26	1H	468	G	N9-C4-C5	-5.64	103.15	105.40
26	1H	1124	C	C4-C5-C6	5.64	120.22	117.40
26	1H	2053	G	C5-C6-O6	-5.64	125.22	128.60
26	1H	2594	C	C5-C4-N4	-5.64	116.25	120.20
26	1H	2603	G	C8-N9-C4	-5.64	104.14	106.40
26	14	396	G	N7-C8-N9	5.64	115.92	113.10
26	14	1521	G	C4-C5-N7	5.64	113.06	110.80
28	79	28	LEU	CA-CB-CG	5.64	128.26	115.30
26	1H	534	U	OP2-P-O3'	5.63	117.60	105.20
26	1H	583	G	C5-C6-O6	-5.63	125.22	128.60

Continued on next page...

Continued from previous page...

Mol	Chain	Res	Type	Atoms	Z	Observed(°)	Ideal(°)
26	14	330	A	C4-C5-N7	5.63	113.52	110.70
26	1H	741	G	C4-C5-N7	5.63	113.05	110.80
26	1H	2377	A	N9-C4-C5	-5.63	103.55	105.80
26	14	90	U	C5-C4-O4	-5.63	122.52	125.90
26	1H	136	G	C8-N9-C4	5.63	108.65	106.40
26	1H	1345	C	OP2-P-O3'	5.63	117.59	105.20
26	1H	2258	C	C4-C5-C6	5.63	120.22	117.40
26	14	11	G	N3-C4-C5	-5.63	125.78	128.60
26	1H	473	G	N3-C4-N9	5.63	129.38	126.00
1	13	1455	G	N3-C4-C5	5.63	131.41	128.60
23	2K	5	G	N3-C4-C5	5.63	131.41	128.60
26	1H	1620	G	N1-C6-O6	5.63	123.28	119.90
26	14	1024	G	N1-C6-O6	5.63	123.28	119.90
26	14	2250	G	O5'-P-OP1	-5.63	100.64	105.70
26	14	2873	A	C8-N9-C4	-5.63	103.55	105.80
1	13	129	U	C6-N1-C1'	5.63	129.08	121.20
23	2L	29	C	C5-C6-N1	5.63	123.81	121.00
1	13	1506	U	N3-C4-O4	5.62	123.34	119.40
26	1H	386	G	C5-C6-O6	-5.62	125.22	128.60
26	14	949	C	N1-C2-O2	-5.62	115.53	118.90
59	M5	50	LEU	CA-CB-CG	5.62	128.24	115.30
26	1H	141	A	C2-N3-C4	-5.62	107.79	110.60
26	1H	668	G	N9-C4-C5	-5.62	103.15	105.40
26	1H	1379	A	N9-C1'-C2'	5.62	121.31	114.00
26	1H	1790	C	C5-C6-N1	-5.62	118.19	121.00
26	1H	2373	G	C2-N3-C4	-5.62	109.09	111.90
26	14	1821	A	C6-C5-N7	-5.62	128.36	132.30
26	1H	1313	U	C5-C6-N1	5.62	125.51	122.70
45	C8	91	ASP	CB-CG-OD1	5.62	123.36	118.30
26	14	226	G	O4'-C1'-N9	5.62	112.70	108.20
26	14	330	A	C5-N7-C8	-5.62	101.09	103.90
1	13	721	G	C4-N9-C1'	5.62	133.81	126.50
26	1H	1993	U	C5-C4-O4	-5.62	122.53	125.90
26	1H	2054	A	C5-N7-C8	-5.62	101.09	103.90
26	14	2473	U	N1-C2-O2	5.62	126.73	122.80
26	14	2893	G	P-O3'-C3'	5.62	126.44	119.70
1	13	251	G	O4'-C1'-N9	-5.62	103.70	108.20
1	13	522	C	C6-N1-C2	5.62	122.55	120.30
1	13	1485	U	C5-C6-N1	-5.62	119.89	122.70
26	1H	265	A	N3-C4-C5	5.62	130.73	126.80
26	1H	928	G	C5-C6-O6	-5.62	125.23	128.60
26	1H	1382	G	C5-C6-O6	-5.62	125.23	128.60

Continued on next page...

Continued from previous page...

Mol	Chain	Res	Type	Atoms	Z	Observed(°)	Ideal(°)
1	1G	380	G	N9-C4-C5	5.62	107.65	105.40
1	1G	1128	C	N1-C2-O2	5.62	122.27	118.90
26	14	748	G	C5-C6-N1	5.62	114.31	111.50
26	14	1308	A	C4-C5-N7	-5.62	107.89	110.70
26	14	2502	G	N3-C4-N9	5.62	129.37	126.00
1	13	150	C	C6-N1-C2	-5.62	118.05	120.30
26	1H	1314	C	C2-N1-C1'	5.62	124.98	118.80
26	1H	1790	C	N3-C4-C5	5.62	124.15	121.90
26	1H	1942	C	N3-C4-C5	5.62	124.15	121.90
26	14	396	G	C4-N9-C1'	5.62	133.80	126.50
26	14	510	C	N1-C2-O2	5.62	122.27	118.90
26	14	2261	C	O5'-P-OP2	-5.62	100.64	105.70
1	13	1504	G	C2-N3-C4	-5.61	109.09	111.90
26	1H	906	G	C5-C6-O6	-5.61	125.23	128.60
1	1G	529	G	C5-C6-O6	-5.61	125.23	128.60
26	14	2435	A	C5-N7-C8	-5.61	101.09	103.90
1	13	1158	C	C6-N1-C2	-5.61	118.06	120.30
26	1H	265	A	N7-C8-N9	5.61	116.61	113.80
26	1H	530	G	C4-C5-N7	5.61	113.04	110.80
26	1H	1409	C	C5-C6-N1	-5.61	118.19	121.00
26	1H	2258	C	N3-C4-N4	5.61	121.93	118.00
26	14	624	C	N1-C2-O2	-5.61	115.53	118.90
26	14	1602	U	N3-C2-O2	5.61	126.13	122.20
26	14	2335	A	O4'-C1'-N9	5.61	112.69	108.20
1	13	1326	C	O5'-P-OP2	-5.61	100.65	105.70
26	1H	190	A	N1-C6-N6	5.61	121.97	118.60
1	13	372	C	C6-N1-C2	5.61	122.54	120.30
26	1H	227	A	O5'-P-OP2	5.61	117.43	110.70
26	1H	593	G	O5'-P-OP1	5.61	117.43	110.70
26	1H	1430	C	OP1-P-O3'	5.61	117.53	105.20
24	3L	16	C	P-O3'-C3'	5.61	126.43	119.70
26	14	2042	A	N1-C6-N6	5.61	121.96	118.60
26	14	2403	C	N3-C4-C5	-5.61	119.66	121.90
26	14	2857	G	C5-N7-C8	-5.61	101.50	104.30
1	13	395	C	C6-N1-C2	5.61	122.54	120.30
27	1J	46	A	N1-C6-N6	-5.61	115.24	118.60
26	1H	78	A	C5-C6-N6	-5.60	119.22	123.70
26	1H	1676	A	C2-N3-C4	-5.60	107.80	110.60
26	14	1398	C	C6-N1-C2	5.60	122.54	120.30
1	13	81	G	O5'-P-OP2	-5.60	100.66	105.70
26	1H	1373	A	N7-C8-N9	-5.60	111.00	113.80
26	1H	2681	C	N3-C4-C5	5.60	124.14	121.90

Continued on next page...

Continued from previous page...

Mol	Chain	Res	Type	Atoms	Z	Observed(°)	Ideal(°)
26	1H	271(B)	G	C8-N9-C1'	-5.60	119.72	127.00
26	1H	576	U	N3-C2-O2	5.60	126.12	122.20
26	1H	1489	U	C5-C4-O4	5.60	129.26	125.90
26	1H	2817	G	N3-C4-C5	-5.60	125.80	128.60
26	14	735	A	N7-C8-N9	-5.60	111.00	113.80
26	14	774	A	C6-N1-C2	5.60	121.96	118.60
26	14	695	G	O5'-P-OP2	5.60	117.42	110.70
26	14	992	C	OP1-P-O3'	5.60	117.52	105.20
1	13	700	G	N3-C4-N9	5.60	129.36	126.00
1	13	1230	C	C5-C4-N4	-5.60	116.28	120.20
26	1H	357	A	C8-N9-C4	-5.60	103.56	105.80
26	1H	591	C	C6-N1-C2	5.60	122.54	120.30
26	1H	1124	C	N1-C2-O2	-5.60	115.54	118.90
26	14	1780	A	N1-C2-N3	5.60	132.10	129.30
26	1H	577	G	N9-C4-C5	-5.60	103.16	105.40
26	1H	1500	G	N9-C4-C5	-5.59	103.16	105.40
1	1G	1432	G	C5-C6-N1	-5.59	108.70	111.50
26	14	2056	G	C5-C6-O6	-5.59	125.24	128.60
26	14	769	G	C5-C6-O6	-5.59	125.24	128.60
1	13	221	C	C6-N1-C2	-5.59	118.06	120.30
26	1H	463	G	C8-N9-C4	5.59	108.64	106.40
26	1H	508	G	N1-C6-O6	5.59	123.25	119.90
26	14	744	G	C5-C6-O6	-5.59	125.25	128.60
26	14	837	C	N3-C4-N4	5.59	121.91	118.00
26	14	2767	C	C2-N3-C4	5.59	122.69	119.90
1	13	906	G	N1-C2-N3	5.59	127.25	123.90
36	38	67	GLY	N-CA-C	5.59	127.07	113.10
26	14	2700	C	O5'-P-OP1	5.59	117.41	110.70
1	13	1411	C	C6-N1-C2	5.59	122.53	120.30
26	1H	774	A	C4-N9-C1'	-5.59	116.25	126.30
26	1H	2244	U	OP2-P-O3'	5.59	117.49	105.20
1	1G	690	G	N3-C4-N9	-5.59	122.65	126.00
26	14	574	C	C5-C4-N4	5.59	124.11	120.20
26	1H	673	C	N3-C4-N4	5.58	121.91	118.00
26	1H	2359	C	N3-C4-N4	-5.58	114.09	118.00
26	14	2092	U	N3-C2-O2	-5.58	118.29	122.20
26	1H	467	G	OP2-P-O3'	5.58	117.48	105.20
26	1H	789	A	C8-N9-C4	5.58	108.03	105.80
26	1H	1534	G	O5'-P-OP1	5.58	117.40	110.70
26	1H	1858	G	C8-N9-C1'	-5.58	119.74	127.00
26	1H	2323	G	N9-C4-C5	-5.58	103.17	105.40
1	1G	87	A	P-O3'-C3'	5.58	126.40	119.70

Continued on next page...

Continued from previous page...

Mol	Chain	Res	Type	Atoms	Z	Observed(°)	Ideal(°)
26	14	407	G	C4-N9-C1'	5.58	133.76	126.50
26	14	1968	G	C5-C6-O6	-5.58	125.25	128.60
26	14	2516	G	N1-C6-O6	-5.58	116.55	119.90
26	14	2437	U	OP1-P-OP2	5.58	127.97	119.60
1	1G	721	G	C6-C5-N7	-5.58	127.05	130.40
26	14	1820	U	N3-C4-C5	5.58	117.95	114.60
26	14	2238	G	OP1-P-OP2	5.58	127.97	119.60
26	1H	181	A	C4-C5-N7	-5.58	107.91	110.70
27	16	7	G	C4-C5-N7	5.58	113.03	110.80
26	14	639	U	C5-C4-O4	5.58	129.25	125.90
26	1H	1699	G	N9-C4-C5	5.58	107.63	105.40
26	1H	2426	A	N7-C8-N9	5.58	116.59	113.80
26	1H	2645	G	C8-N9-C4	-5.58	104.17	106.40
1	1G	1128	C	C2-N1-C1'	5.58	124.93	118.80
26	14	177	G	N1-C6-O6	-5.58	116.56	119.90
26	14	2459	A	C2-N3-C4	5.58	113.39	110.60
26	1H	391	G	C6-C5-N7	-5.57	127.06	130.40
26	1H	528	A	C5-C6-N1	-5.57	114.91	117.70
26	1H	735	A	C5-C6-N1	-5.57	114.91	117.70
1	1G	117	G	C4-C5-N7	5.57	113.03	110.80
26	14	2040	C	N3-C4-N4	5.57	121.90	118.00
26	1H	265	A	C6-C5-N7	-5.57	128.40	132.30
26	1H	1639	U	N1-C2-O2	5.57	126.70	122.80
27	16	86	G	N1-C6-O6	-5.57	116.56	119.90
1	13	534	U	N3-C4-O4	-5.57	115.50	119.40
1	13	575	G	O4'-C1'-N9	-5.57	103.74	108.20
26	1H	127	A	C6-C5-N7	-5.57	128.40	132.30
26	14	1772	G	C5-C6-N1	-5.57	108.71	111.50
23	2K	76	C	N3-C2-O2	5.57	125.80	121.90
26	1H	774	A	N1-C6-N6	5.57	121.94	118.60
26	1H	2869	G	N7-C8-N9	5.57	115.89	113.10
26	14	1174	A	C2-N3-C4	5.57	113.39	110.60
1	13	997	U	C6-N1-C2	-5.57	117.66	121.00
26	1H	446	G	C6-C5-N7	-5.57	127.06	130.40
26	1H	1174	A	N9-C1'-C2'	-5.57	105.88	112.00
26	1H	1465	G	N1-C6-O6	5.57	123.24	119.90
26	1H	1613	G	C5-C6-O6	5.57	131.94	128.60
1	1G	509	A	C8-N9-C4	-5.57	103.57	105.80
26	14	2608	G	N3-C2-N2	-5.57	116.00	119.90
1	13	483	C	C6-N1-C2	5.57	122.53	120.30
26	1H	840	C	C6-N1-C2	5.57	122.53	120.30
26	1H	1606	G	C8-N9-C4	5.57	108.63	106.40

Continued on next page...

Continued from previous page...

Mol	Chain	Res	Type	Atoms	Z	Observed(°)	Ideal(°)
26	14	570	G	N3-C4-C5	-5.57	125.82	128.60
1	13	501	C	OP2-P-O3'	5.56	117.44	105.20
1	13	962	C	C5-C6-N1	-5.56	118.22	121.00
26	1H	535	C	O5'-P-OP2	-5.56	100.69	105.70
26	1H	2011	U	N3-C2-O2	5.56	126.09	122.20
26	1H	2751	G	C4-N9-C1'	5.56	133.73	126.50
26	14	315	G	C8-N9-C4	5.56	108.62	106.40
41	45	81	VAL	N-CA-C	5.56	126.02	111.00
26	1H	196	A	O4'-C1'-N9	5.56	112.65	108.20
26	14	1827	C	O5'-P-OP2	-5.56	100.69	105.70
26	14	2597	G	N3-C2-N2	5.56	123.79	119.90
1	13	575	G	C6-C5-N7	5.56	133.74	130.40
26	1H	273(A)	G	N1-C6-O6	5.56	123.24	119.90
26	1H	2590	A	C8-N9-C4	5.56	108.03	105.80
1	1G	1286	A	C8-N9-C4	-5.56	103.58	105.80
26	14	2433	A	C5-N7-C8	-5.56	101.12	103.90
26	1H	568	U	C5-C6-N1	-5.56	119.92	122.70
26	14	1446	C	C6-N1-C2	-5.56	118.08	120.30
1	13	1290	G	N7-C8-N9	5.56	115.88	113.10
26	1H	663	G	C8-N9-C1'	-5.56	119.78	127.00
26	1H	1379	A	C5-C6-N6	-5.56	119.25	123.70
26	1H	2260	C	N3-C4-C5	5.56	124.12	121.90
1	1G	1446	A	O4'-C1'-N9	5.56	112.65	108.20
26	14	1616	A	N9-C4-C5	-5.56	103.58	105.80
26	14	2708	G	C2-N3-C4	-5.56	109.12	111.90
26	14	117	G	C6-C5-N7	-5.56	127.07	130.40
26	14	661	C	N1-C2-O2	-5.56	115.57	118.90
27	1J	102	G	C6-C5-N7	5.56	133.73	130.40
26	1H	834	C	OP2-P-O3'	5.55	117.42	105.20
26	1H	1160	G	N3-C2-N2	-5.55	116.01	119.90
26	1H	2401	U	C2-N1-C1'	5.55	124.36	117.70
26	1H	2609	U	O5'-P-OP2	-5.55	100.70	105.70
27	16	6	C	C6-N1-C2	5.55	122.52	120.30
26	14	194	G	C5-C6-O6	-5.55	125.27	128.60
26	1H	736	C	C6-N1-C2	5.55	122.52	120.30
1	1G	1100	C	C2-N1-C1'	-5.55	112.69	118.80
26	14	57	C	OP2-P-O3'	5.55	117.42	105.20
26	14	1704	G	N1-C6-O6	5.55	123.23	119.90
26	1H	825	C	N3-C2-O2	5.55	125.79	121.90
26	1H	1550	C	N3-C2-O2	5.55	125.79	121.90
26	1H	1618	A	O5'-P-OP2	5.55	117.36	110.70
1	1G	690	G	N7-C8-N9	5.55	115.88	113.10

Continued on next page...

Continued from previous page...

Mol	Chain	Res	Type	Atoms	Z	Observed(°)	Ideal(°)
26	14	690	G	C5-C6-O6	-5.55	125.27	128.60
26	14	1992	G	O4'-C1'-N9	-5.55	103.76	108.20
26	14	2088	G	C5-C6-O6	-5.55	125.27	128.60
26	14	2374	C	N3-C4-N4	-5.55	114.11	118.00
1	13	523	A	N9-C4-C5	-5.55	103.58	105.80
26	14	393	C	N3-C2-O2	-5.55	118.02	121.90
26	14	1644	C	C2-N1-C1'	5.55	124.91	118.80
1	13	523	A	C2-N3-C4	-5.55	107.83	110.60
26	1H	472	A	C8-N9-C4	5.55	108.02	105.80
26	1H	676	A	C6-N1-C2	5.55	121.93	118.60
1	1G	362	G	C4-C5-N7	-5.55	108.58	110.80
26	14	396	G	C8-N9-C4	-5.55	104.18	106.40
26	14	1441	G	N1-C6-O6	5.54	123.23	119.90
26	1H	1496	A	C4-N9-C1'	5.54	136.28	126.30
26	1H	2067	G	N3-C4-N9	-5.54	122.67	126.00
26	1H	2704	C	C6-N1-C2	5.54	122.52	120.30
26	14	356	G	C4-N9-C1'	5.54	133.71	126.50
26	14	389	G	C4-C5-N7	5.54	113.02	110.80
26	14	2893	G	N3-C4-C5	-5.54	125.83	128.60
1	13	1128	C	C4-C5-C6	5.54	120.17	117.40
26	1H	781	A	OP1-P-OP2	5.54	127.91	119.60
26	1H	843	G	OP1-P-OP2	-5.54	111.29	119.60
26	1H	970	C	N3-C4-N4	5.54	121.88	118.00
1	1G	481	G	C6-C5-N7	-5.54	127.08	130.40
26	1H	1241	A	C2-N3-C4	-5.54	107.83	110.60
26	1H	1782	C	C5-C4-N4	-5.54	116.32	120.20
27	16	78	A	OP2-P-O3'	5.54	117.39	105.20
1	13	815	A	N9-C4-C5	5.54	108.02	105.80
1	1G	1260	C	C6-N1-C2	-5.54	118.08	120.30
1	13	988	G	N3-C4-C5	-5.54	125.83	128.60
1	13	1306	A	N1-C6-N6	5.54	121.92	118.60
26	1H	812	C	C4-C5-C6	5.54	120.17	117.40
26	1H	1768	U	C5-C4-O4	5.54	129.22	125.90
26	1H	1899	G	P-O3'-C3'	5.54	126.34	119.70
26	1H	2037	G	C5-N7-C8	5.54	107.07	104.30
1	1G	1487	G	N3-C2-N2	-5.54	116.02	119.90
26	14	320	A	O5'-P-OP2	-5.54	100.72	105.70
26	1H	283	A	N1-C6-N6	-5.54	115.28	118.60
26	1H	667	U	N1-C2-O2	-5.54	118.92	122.80
26	1H	914	C	C2-N1-C1'	-5.54	112.71	118.80
26	1H	1061	U	C6-N1-C1'	-5.54	113.45	121.20
26	1H	1182	A	C6-C5-N7	-5.54	128.43	132.30

Continued on next page...

Continued from previous page...

Mol	Chain	Res	Type	Atoms	Z	Observed(°)	Ideal(°)
26	14	2609	U	C6-N1-C2	5.54	124.32	121.00
26	14	2681	C	N3-C4-N4	-5.54	114.12	118.00
1	13	38	G	O5'-P-OP2	-5.53	100.72	105.70
22	1L	74	A	P-O3'-C3'	-5.53	113.06	119.70
26	14	647	G	C8-N9-C4	-5.53	104.19	106.40
26	1H	647	G	O5'-P-OP1	-5.53	100.72	105.70
26	14	127	A	C5-C6-N6	-5.53	119.28	123.70
26	1H	2293	C	N1-C2-O2	5.53	122.22	118.90
27	16	9	G	C4-C5-N7	5.53	113.01	110.80
26	14	521	G	N3-C4-N9	5.53	129.32	126.00
26	14	2062	A	N9-C4-C5	-5.53	103.59	105.80
1	13	1299	A	C8-N9-C4	-5.53	103.59	105.80
26	14	481	G	N1-C6-O6	-5.53	116.58	119.90
26	14	508	G	O5'-P-OP1	-5.53	100.72	105.70
26	1H	461	C	OP1-P-OP2	5.53	127.89	119.60
26	1H	1223	C	N3-C2-O2	5.53	125.77	121.90
57	O8	10	LEU	CA-CB-CG	5.53	128.01	115.30
23	2L	17	C	C2-N1-C1'	5.53	124.88	118.80
26	14	376	C	N3-C4-C5	-5.53	119.69	121.90
26	14	791	C	N3-C4-C5	5.53	124.11	121.90
26	14	1614	A	N1-C6-N6	5.53	121.92	118.60
26	14	1762	A	N7-C8-N9	5.53	116.56	113.80
35	69	131	LYS	C-N-CD	-5.53	108.44	120.60
40	35	88	LEU	CA-CB-CG	5.53	128.01	115.30
26	1H	1284	A	OP1-P-OP2	5.53	127.89	119.60
26	1H	2611	U	P-O3'-C3'	5.53	126.33	119.70
1	1G	774	G	C8-N9-C4	5.53	108.61	106.40
1	13	792	A	N3-C4-C5	5.52	130.67	126.80
26	1H	508	G	N3-C4-C5	-5.52	125.84	128.60
26	1H	1123	C	C6-N1-C2	5.52	122.51	120.30
26	1H	1957	C	C2-N3-C4	-5.52	117.14	119.90
46	D8	43	GLU	C-N-CA	5.52	135.51	121.70
26	14	1207	C	N3-C4-N4	5.52	121.87	118.00
26	14	2305	A	C8-N9-C4	5.52	108.01	105.80
26	1H	121	G	C5-C6-N1	5.52	114.26	111.50
26	1H	2311	A	N7-C8-N9	5.52	116.56	113.80
26	14	837	C	C5-C4-N4	-5.52	116.33	120.20
26	14	914	C	OP1-P-O3'	5.52	117.35	105.20
26	14	856	C	C6-N1-C2	-5.52	118.09	120.30
1	13	900	A	N1-C6-N6	5.52	121.91	118.60
26	14	951	C	OP1-P-O3'	5.52	117.34	105.20
26	1H	252	G	C5-C6-O6	-5.52	125.29	128.60

Continued on next page...

Continued from previous page...

Mol	Chain	Res	Type	Atoms	Z	Observed(°)	Ideal(°)
26	14	199	A	O5'-P-OP2	-5.52	100.73	105.70
26	14	1339	G	N7-C8-N9	5.52	115.86	113.10
26	14	2709	G	N3-C4-C5	5.52	131.36	128.60
26	1H	676	A	OP1-P-OP2	5.52	127.87	119.60
26	1H	1616	A	N9-C4-C5	-5.52	103.59	105.80
1	1G	345	C	P-O3'-C3'	5.52	126.32	119.70
26	14	2625	G	C5-C6-N1	5.52	114.26	111.50
26	1H	124	G	N3-C4-C5	5.51	131.36	128.60
26	1H	512	G	C4-C5-N7	-5.51	108.59	110.80
26	1H	1997	G	N1-C2-N3	5.51	127.21	123.90
26	14	1632	A	N1-C6-N6	5.51	121.91	118.60
26	1H	232	G	O4'-C1'-N9	-5.51	103.79	108.20
26	1H	575	A	N7-C8-N9	-5.51	111.04	113.80
26	1H	1857	G	N3-C4-N9	5.51	129.31	126.00
1	1G	324	G	C5-C6-O6	5.51	131.91	128.60
26	1H	600	G	N1-C6-O6	5.51	123.21	119.90
26	1H	660	G	N7-C8-N9	5.51	115.86	113.10
26	1H	835	A	OP2-P-O3'	5.51	117.33	105.20
26	1H	1251	C	OP1-P-OP2	5.51	127.87	119.60
26	14	1666	G	O4'-C1'-N9	5.51	112.61	108.20
26	14	1678	G	N3-C2-N2	-5.51	116.04	119.90
1	13	1491	G	OP2-P-O3'	5.51	117.32	105.20
26	1H	185	U	OP1-P-OP2	5.51	127.86	119.60
26	14	56	A	N1-C6-N6	-5.51	115.30	118.60
26	14	93	C	C5-C6-N1	5.51	123.75	121.00
1	13	731	G	C8-N9-C4	-5.51	104.20	106.40
26	1H	298	G	C5-C6-O6	-5.51	125.30	128.60
26	1H	2230	G	N3-C2-N2	-5.51	116.04	119.90
1	13	266	G	N7-C8-N9	5.51	115.85	113.10
26	1H	1327	C	N1-C2-O2	-5.51	115.60	118.90
26	1H	1997	G	N1-C2-N2	-5.51	111.24	116.20
26	14	130	C	C6-N1-C2	5.51	122.50	120.30
26	14	2332	U	C5-C6-N1	-5.51	119.95	122.70
26	1H	2755	C	C6-N1-C2	-5.50	118.10	120.30
26	14	1555	G	C8-N9-C4	-5.50	104.20	106.40
1	13	866	C	N3-C4-C5	-5.50	119.70	121.90
26	1H	633	A	N1-C6-N6	5.50	121.90	118.60
26	1H	755	C	C6-N1-C2	-5.50	118.10	120.30
26	1H	2146	C	C6-N1-C2	-5.50	118.10	120.30
26	1H	2225	A	N1-C6-N6	-5.50	115.30	118.60
27	16	38	C	C2-N1-C1'	-5.50	112.75	118.80
1	1G	487	A	C8-N9-C4	5.50	108.00	105.80

Continued on next page...

Continued from previous page...

Mol	Chain	Res	Type	Atoms	Z	Observed(°)	Ideal(°)
26	14	1827	C	C2-N3-C4	-5.50	117.15	119.90
1	13	684	A	C8-N9-C4	-5.50	103.60	105.80
1	13	874	G	N3-C4-C5	-5.50	125.85	128.60
26	1H	1367	A	C6-C5-N7	-5.50	128.45	132.30
26	1H	2689	U	C2-N3-C4	-5.50	123.70	127.00
10	1A	90	LEU	CA-CB-CG	5.50	127.95	115.30
26	14	34	C	P-O3'-C3'	5.50	126.30	119.70
26	14	1776	G	C4-N9-C1'	5.50	133.65	126.50
26	1H	788	A	C4-C5-C6	5.50	119.75	117.00
26	14	1858	G	N9-C4-C5	-5.50	103.20	105.40
26	1H	468	G	C5-C6-O6	-5.50	125.30	128.60
26	1H	1066	U	C5-C6-N1	5.50	125.45	122.70
26	1H	1668	A	C8-N9-C4	5.50	108.00	105.80
26	1H	2509	G	N9-C4-C5	-5.50	103.20	105.40
1	1G	266	G	C8-N9-C1'	-5.50	119.85	127.00
26	14	1783	A	N7-C8-N9	5.50	116.55	113.80
26	1H	1779	U	N3-C4-O4	5.50	123.25	119.40
1	1G	812	C	N1-C2-O2	-5.50	115.60	118.90
26	14	2365	G	O5'-P-OP2	-5.50	100.75	105.70
27	1J	88	C	C2-N3-C4	5.50	122.65	119.90
23	2K	27	G	C4-C5-N7	5.50	113.00	110.80
26	1H	1696	G	OP1-P-OP2	5.50	127.84	119.60
26	1H	2277	G	N9-C4-C5	5.50	107.60	105.40
26	14	1695	G	C6-C5-N7	-5.50	127.10	130.40
26	1H	576	U	C6-N1-C2	5.49	124.30	121.00
26	1H	1603	A	N9-C4-C5	5.49	108.00	105.80
26	1H	2271	G	N3-C4-N9	5.49	129.30	126.00
26	14	789	A	C8-N9-C4	5.49	108.00	105.80
26	14	1694	C	C2-N1-C1'	-5.49	112.76	118.80
26	14	2582	G	N1-C6-O6	5.49	123.20	119.90
1	1G	254	G	O5'-P-OP1	-5.49	100.76	105.70
1	1G	576	G	N3-C4-N9	5.49	129.29	126.00
26	1H	1081	U	C2-N1-C1'	5.49	124.29	117.70
26	1H	1662	C	C5-C6-N1	-5.49	118.25	121.00
26	1H	1705	G	OP1-P-OP2	-5.49	111.36	119.60
26	1H	2594	C	C2-N3-C4	-5.49	117.15	119.90
26	1H	2779	U	C4-C5-C6	5.49	123.00	119.70
1	1G	105	G	C8-N9-C1'	-5.49	119.86	127.00
26	14	2005	A	C8-N9-C4	5.49	108.00	105.80
26	14	2253	G	C5-C6-O6	-5.49	125.31	128.60
27	1J	74	U	C5-C6-N1	-5.49	119.95	122.70
1	13	827	U	N3-C2-O2	-5.49	118.36	122.20

Continued on next page...

Continued from previous page...

Mol	Chain	Res	Type	Atoms	Z	Observed(°)	Ideal(°)
1	13	963	G	C8-N9-C1'	-5.49	119.86	127.00
26	1H	473	G	O5'-P-OP2	-5.49	100.76	105.70
26	14	197	A	C6-N1-C2	-5.49	115.31	118.60
26	14	965	C	C6-N1-C2	-5.49	118.10	120.30
26	14	1337	G	OP1-P-O3'	5.49	117.27	105.20
26	14	2606	C	C2-N3-C4	-5.49	117.16	119.90
24	3K	60	A	OP1-P-OP2	-5.49	111.37	119.60
26	1H	1379	A	O4'-C1'-N9	5.49	112.59	108.20
26	1H	2378	A	C8-N9-C4	5.49	107.99	105.80
26	14	1869	G	N3-C4-N9	-5.49	122.71	126.00
26	1H	2674	G	N1-C2-N3	5.48	127.19	123.90
26	1H	2763	G	N1-C6-O6	5.48	123.19	119.90
1	13	326	G	C4-C5-N7	-5.48	108.61	110.80
1	1G	904	C	O5'-P-OP1	-5.48	100.77	105.70
26	14	208	C	C5-C4-N4	-5.48	116.36	120.20
26	14	1426	G	C6-C5-N7	-5.48	127.11	130.40
26	14	2251	G	N1-C6-O6	-5.48	116.61	119.90
26	1H	1019	U	C5-C4-O4	5.48	129.19	125.90
26	1H	1273	U	P-O3'-C3'	5.48	126.28	119.70
26	14	888	C	P-O3'-C3'	5.48	126.28	119.70
26	14	1642	G	OP2-P-O3'	5.48	117.26	105.20
26	14	2423	U	C5-C6-N1	-5.48	119.96	122.70
26	1H	383	U	C5-C6-N1	-5.48	119.96	122.70
26	14	1380	G	C2-N3-C4	-5.48	109.16	111.90
27	1J	98	G	C4-C5-N7	5.48	112.99	110.80
1	13	319	G	C8-N9-C4	5.48	108.59	106.40
1	13	518	C	C6-N1-C1'	-5.48	114.23	120.80
26	1H	1009	A	O5'-P-OP1	5.48	117.27	110.70
26	14	265	A	C6-C5-N7	-5.48	128.47	132.30
26	14	835	A	O5'-P-OP1	5.48	117.27	110.70
26	14	2088	G	C2-N3-C4	-5.48	109.16	111.90
27	16	30	C	C6-N1-C2	-5.48	118.11	120.30
1	13	219	C	C6-N1-C2	-5.47	118.11	120.30
26	14	194	G	C8-N9-C4	5.47	108.59	106.40
26	14	1302	A	C5-C6-N6	5.47	128.08	123.70
26	1H	193	U	N1-C2-O2	-5.47	118.97	122.80
26	1H	889	C	C5-C6-N1	5.47	123.74	121.00
26	1H	1309	G	C2-N3-C4	-5.47	109.16	111.90
26	1H	1639	U	N3-C4-O4	-5.47	115.57	119.40
26	14	1345	C	N1-C2-N3	5.47	123.03	119.20
26	14	1654	A	N1-C6-N6	-5.47	115.32	118.60
26	14	1836	C	O5'-P-OP2	-5.47	100.78	105.70

Continued on next page...

Continued from previous page...

Mol	Chain	Res	Type	Atoms	Z	Observed(°)	Ideal(°)
26	14	2119	A	C2-N3-C4	5.47	113.34	110.60
26	1H	460	A	N1-C6-N6	5.47	121.88	118.60
26	1H	2571	C	N3-C2-O2	-5.47	118.07	121.90
26	1H	2700	C	N3-C4-C5	5.47	124.09	121.90
26	14	131	G	N1-C6-O6	5.47	123.18	119.90
41	45	82	ARG	N-CA-C	5.47	125.77	111.00
26	1H	862	G	C5-C6-O6	5.47	131.88	128.60
26	1H	2042	A	C2-N3-C4	-5.47	107.86	110.60
26	1H	2288	A	C4-C5-N7	5.47	113.44	110.70
1	1G	724	G	C4-C5-N7	5.47	112.99	110.80
26	14	250	G	N1-C6-O6	5.47	123.18	119.90
1	13	2	U	N3-C2-O2	-5.47	118.37	122.20
26	1H	62	C	N3-C4-C5	5.47	124.09	121.90
26	1H	2466	C	C6-N1-C2	5.47	122.49	120.30
26	14	1762	A	N1-C2-N3	5.47	132.03	129.30
26	1H	774	A	C8-N9-C1'	5.47	137.54	127.70
26	1H	1639	U	C5-C6-N1	-5.47	119.97	122.70
27	1J	81	G	C2-N3-C4	-5.47	109.17	111.90
1	13	511	C	C2-N3-C4	-5.46	117.17	119.90
26	1H	1839	G	O4'-C1'-N9	-5.46	103.83	108.20
26	1H	2329	G	OP1-P-OP2	5.46	127.80	119.60
26	14	254	G	C4-C5-N7	-5.46	108.61	110.80
26	14	391	G	C6-C5-N7	-5.46	127.12	130.40
26	1H	2311	A	C6-C5-N7	-5.46	128.48	132.30
26	1H	2358	G	C6-C5-N7	5.46	133.68	130.40
36	38	40	LEU	CA-CB-CG	5.46	127.86	115.30
26	14	676	A	OP1-P-OP2	5.46	127.80	119.60
26	1H	131	G	N1-C6-O6	5.46	123.18	119.90
26	1H	1640	C	N3-C4-C5	5.46	124.08	121.90
26	14	691	C	N3-C4-N4	5.46	121.82	118.00
26	14	1780	A	N9-C4-C5	5.46	107.98	105.80
26	14	2435	A	C8-N9-C4	-5.46	103.61	105.80
26	1H	1314	C	N3-C4-C5	5.46	124.08	121.90
26	1H	1857	G	C6-C5-N7	-5.46	127.12	130.40
26	14	1021	A	C5-N7-C8	-5.46	101.17	103.90
26	14	1614	A	N1-C2-N3	5.46	132.03	129.30
22	1K	40	C	N1-C2-O2	-5.46	115.62	118.90
26	1H	989	G	N9-C4-C5	-5.46	103.22	105.40
26	1H	1914	C	C5-C4-N4	5.46	124.02	120.20
26	1H	2068	U	OP1-P-O3'	5.46	117.21	105.20
27	16	115	G	C8-N9-C1'	-5.46	119.91	127.00
26	14	57	C	C6-N1-C2	5.46	122.48	120.30

Continued on next page...

Continued from previous page...

Mol	Chain	Res	Type	Atoms	Z	Observed(°)	Ideal(°)
26	14	149	A	C4-C5-C6	5.46	119.73	117.00
26	14	1663	C	N3-C4-C5	5.46	124.08	121.90
26	14	2490	G	N3-C4-C5	-5.46	125.87	128.60
26	14	774	A	O5'-P-OP2	-5.46	100.79	105.70
26	14	1621	U	N1-C2-O2	-5.46	118.98	122.80
26	14	1820	U	OP1-P-O3'	5.46	117.20	105.20
27	1J	75	G	C4-N9-C1'	5.46	133.59	126.50
26	1H	2416	C	C2-N1-C1'	-5.46	112.80	118.80
27	16	16	G	C4-C5-N7	5.46	112.98	110.80
26	14	612	G	C6-C5-N7	-5.46	127.13	130.40
1	13	297	G	N1-C6-O6	5.45	123.17	119.90
26	1H	1198	U	N1-C2-N3	5.45	118.17	114.90
26	1H	2694	G	N3-C4-N9	5.45	129.27	126.00
26	14	2171	A	O4'-C1'-N9	5.45	112.56	108.20
26	14	2751	G	N3-C2-N2	-5.45	116.08	119.90
26	1H	1768	U	C6-N1-C1'	5.45	128.83	121.20
26	14	93	C	C2-N1-C1'	5.45	124.80	118.80
26	14	426	C	N3-C2-O2	-5.45	118.08	121.90
26	14	2377	A	C8-N9-C4	5.45	107.98	105.80
27	1J	102	G	C4-C5-N7	-5.45	108.62	110.80
1	13	413	G	N9-C4-C5	5.45	107.58	105.40
26	1H	383	U	O5'-P-OP2	5.45	117.24	110.70
26	1H	837	C	N3-C4-N4	5.45	121.81	118.00
1	1G	1482	G	C8-N9-C1'	-5.45	119.92	127.00
26	14	27	G	N3-C4-C5	5.45	131.32	128.60
26	1H	2422	A	C8-N9-C4	-5.45	103.62	105.80
26	1H	232	G	C4-N9-C1'	5.45	133.58	126.50
26	1H	528	A	C6-N1-C2	5.45	121.87	118.60
1	1G	44	G	N3-C4-C5	-5.45	125.88	128.60
27	1J	39	A	N7-C8-N9	5.45	116.52	113.80
1	13	1305	G	N1-C2-N3	5.44	127.17	123.90
26	1H	551	G	N1-C6-O6	5.44	123.17	119.90
26	1H	840	C	C2-N3-C4	-5.44	117.18	119.90
26	14	912	C	N1-C2-O2	5.44	122.17	118.90
26	1H	103	A	C8-N9-C4	5.44	107.98	105.80
26	1H	1250	G	C8-N9-C4	5.44	108.58	106.40
26	1H	1669	A	N3-C4-C5	-5.44	122.99	126.80
26	1H	2426	A	N9-C4-C5	5.44	107.98	105.80
26	14	656	G	N1-C6-O6	5.44	123.17	119.90
26	14	1978	A	C2-N3-C4	-5.44	107.88	110.60
26	14	2829	C	C5-C4-N4	-5.44	116.39	120.20
1	13	611	A	C5-C6-N6	-5.44	119.35	123.70

Continued on next page...

Continued from previous page...

Mol	Chain	Res	Type	Atoms	Z	Observed(°)	Ideal(°)
1	13	975	A	C4-C5-N7	5.44	113.42	110.70
26	1H	689	A	C5-C6-N6	-5.44	119.35	123.70
26	1H	703	U	C6-N1-C2	5.44	124.27	121.00
26	1H	1427	A	N1-C2-N3	5.44	132.02	129.30
26	1H	1936	A	O4'-C1'-N9	5.44	112.55	108.20
26	14	22	C	N3-C4-N4	-5.44	114.19	118.00
26	14	2444	G	C5-C6-O6	-5.44	125.34	128.60
26	1H	238	C	OP1-P-OP2	5.44	127.76	119.60
26	1H	1210	A	C4-C5-C6	5.44	119.72	117.00
26	1H	2284	C	N1-C2-O2	-5.44	115.64	118.90
1	13	1516	G	C5-C6-O6	5.44	131.86	128.60
26	1H	299	A	OP2-P-O3'	5.44	117.16	105.20
26	1H	1442	G	N1-C6-O6	5.44	123.16	119.90
26	1H	1622	G	C6-N1-C2	-5.44	121.84	125.10
26	1H	1649	G	C8-N9-C4	-5.44	104.22	106.40
26	14	1798	U	O5'-P-OP2	-5.44	100.81	105.70
26	1H	1528	A	C6-C5-N7	-5.44	128.50	132.30
26	1H	2271	G	C8-N9-C1'	-5.44	119.93	127.00
26	14	457	A	C8-N9-C4	-5.44	103.63	105.80
1	13	973	G	N1-C2-N3	5.43	127.16	123.90
26	1H	125	G	C4-C5-N7	5.43	112.97	110.80
26	1H	1203	G	O5'-P-OP2	-5.43	100.81	105.70
26	1H	1268	A	N7-C8-N9	-5.43	111.08	113.80
26	1H	2446	G	C5-C6-O6	-5.43	125.34	128.60
26	1H	2544	G	C6-C5-N7	-5.43	127.14	130.40
26	1H	441	U	O5'-P-OP2	5.43	117.22	110.70
26	1H	1141	U	O4'-C1'-N1	5.43	112.55	108.20
26	1H	2707	G	O5'-P-OP2	-5.43	100.81	105.70
26	14	130	C	C5-C4-N4	-5.43	116.40	120.20
26	14	1469	A	C8-N9-C4	-5.43	103.63	105.80
1	13	394	G	N3-C4-N9	-5.43	122.74	126.00
1	13	534	U	C5-C4-O4	5.43	129.16	125.90
1	13	1486	G	N3-C4-N9	-5.43	122.74	126.00
26	1H	101	G	N9-C4-C5	-5.43	103.23	105.40
26	1H	90	U	N1-C2-N3	-5.43	111.64	114.90
26	1H	2378	A	N9-C4-C5	-5.43	103.63	105.80
29	11	40	THR	N-CA-C	5.43	125.66	111.00
1	1G	1242	C	OP1-P-O3'	5.43	117.14	105.20
26	1H	193	U	N1-C2-N3	5.43	118.16	114.90
26	1H	250	G	O5'-P-OP1	-5.43	100.81	105.70
26	1H	1123	C	C5-C6-N1	-5.43	118.29	121.00
26	1H	2054	A	N7-C8-N9	5.43	116.51	113.80

Continued on next page...

Continued from previous page...

Mol	Chain	Res	Type	Atoms	Z	Observed(°)	Ideal(°)
26	1H	2427	C	O5'-P-OP1	-5.43	100.82	105.70
26	14	774	A	C8-N9-C4	5.43	107.97	105.80
1	13	524	G	C5-C6-O6	-5.42	125.34	128.60
26	1H	1049	C	O5'-P-OP2	-5.42	100.82	105.70
26	1H	2461	C	N3-C4-C5	5.42	124.07	121.90
26	1H	2817	G	N1-C6-O6	-5.42	116.65	119.90
26	14	576	U	OP2-P-O3'	5.42	117.14	105.20
26	14	1426	G	C4-N9-C1'	5.42	133.55	126.50
26	1H	1253	A	N1-C2-N3	5.42	132.01	129.30
26	1H	1391	U	O5'-P-OP1	-5.42	100.82	105.70
1	13	760	G	C6-C5-N7	-5.42	127.15	130.40
26	1H	1314	C	C6-N1-C1'	-5.42	114.29	120.80
1	1G	1113	C	C5-C6-N1	5.42	123.71	121.00
26	14	2051	A	N1-C2-N3	5.42	132.01	129.30
1	13	268	C	O5'-P-OP2	5.42	117.20	110.70
26	1H	381	G	C8-N9-C4	5.42	108.57	106.40
26	1H	683	C	N1-C2-O2	5.42	122.15	118.90
26	1H	1794	U	N3-C2-O2	-5.42	118.41	122.20
26	14	1425	G	C5-C6-N1	5.42	114.21	111.50
26	1H	788	A	C5-C6-N6	-5.42	119.36	123.70
26	1H	2791	C	C5-C6-N1	5.42	123.71	121.00
26	14	34	C	C6-N1-C1'	-5.42	114.30	120.80
26	14	133	C	C5-C6-N1	-5.42	118.29	121.00
26	14	521	G	N3-C4-C5	-5.42	125.89	128.60
26	14	1613	G	N1-C2-N2	-5.42	111.32	116.20
26	14	1935	G	N3-C4-N9	-5.42	122.75	126.00
26	14	2491	U	C6-N1-C2	5.42	124.25	121.00
26	14	2597	G	N1-C2-N2	-5.42	111.32	116.20
26	1H	26	G	C5-C6-N1	-5.42	108.79	111.50
26	1H	741	G	C5-N7-C8	-5.42	101.59	104.30
26	1H	1324	G	N3-C2-N2	-5.42	116.11	119.90
26	1H	2270	G	C2-N3-C4	-5.42	109.19	111.90
26	14	216	A	C8-N9-C4	5.42	107.97	105.80
1	13	47	C	O5'-P-OP1	-5.42	100.83	105.70
1	1G	112	G	N3-C2-N2	-5.42	116.11	119.90
26	14	1302	A	C4-C5-N7	-5.42	107.99	110.70
26	1H	2075	U	C4-C5-C6	5.41	122.95	119.70
1	1G	575	G	C8-N9-C4	5.41	108.57	106.40
26	14	1903	G	O5'-P-OP1	-5.41	100.83	105.70
26	14	2013	A	C2-N3-C4	-5.41	107.89	110.60
26	14	2191	G	C5-C6-O6	-5.41	125.35	128.60
26	14	2459	A	N1-C2-N3	-5.41	126.59	129.30

Continued on next page...

Continued from previous page...

Mol	Chain	Res	Type	Atoms	Z	Observed(°)	Ideal(°)
26	14	2755	C	C6-N1-C2	-5.41	118.14	120.30
26	1H	2665	A	O4'-C1'-N9	5.41	112.53	108.20
22	1L	30	C	C5-C4-N4	-5.41	116.41	120.20
26	14	2084	C	C4-C5-C6	5.41	120.11	117.40
1	13	765	G	N1-C6-O6	5.41	123.15	119.90
26	1H	177	G	N3-C4-N9	5.41	129.25	126.00
26	1H	443	A	N9-C4-C5	-5.41	103.64	105.80
26	1H	805	G	C4-C5-N7	5.41	112.96	110.80
26	1H	816	C	N3-C4-C5	5.41	124.06	121.90
26	1H	1367	A	C2-N3-C4	-5.41	107.89	110.60
36	38	111	LEU	CA-CB-CG	5.41	127.74	115.30
1	1G	290	C	O5'-P-OP1	-5.41	100.83	105.70
26	14	2581	G	N3-C4-N9	5.41	129.25	126.00
23	2K	71	G	N3-C4-C5	5.41	131.30	128.60
26	1H	195	A	P-O3'-C3'	5.41	126.19	119.70
49	G8	54	LYS	C-N-CA	5.41	135.22	121.70
1	1G	232	G	N3-C4-N9	5.41	129.25	126.00
26	14	252	G	O5'-P-OP1	5.41	117.19	110.70
26	14	566	U	N3-C4-C5	5.41	117.84	114.60
26	14	1019	U	N3-C2-O2	-5.41	118.41	122.20
26	1H	704	G	C8-N9-C4	-5.41	104.24	106.40
26	1H	783	A	C5-C6-N6	-5.41	119.37	123.70
26	1H	1313	U	N3-C4-O4	5.41	123.19	119.40
26	1H	1348	G	OP1-P-O3'	5.41	117.10	105.20
1	13	112	G	C5-C6-O6	-5.41	125.36	128.60
23	2K	60	A	N1-C6-N6	5.41	121.84	118.60
26	1H	632	A	C2-N3-C4	-5.41	107.90	110.60
26	1H	1786	A	N3-C4-C5	5.41	130.58	126.80
26	1H	2387	U	N3-C2-O2	5.41	125.98	122.20
26	14	2452	C	N3-C4-N4	5.41	121.78	118.00
26	14	2490	G	N1-C2-N2	-5.41	111.33	116.20
26	14	2230	G	C8-N9-C4	-5.40	104.24	106.40
26	1H	1268	A	N3-C4-C5	5.40	130.58	126.80
26	1H	2057	A	OP1-P-O3'	5.40	117.09	105.20
31	31	156	LEU	CA-CB-CG	5.40	127.73	115.30
1	1G	1314	C	C6-N1-C2	-5.40	118.14	120.30
26	14	1308	A	N1-C2-N3	5.40	132.00	129.30
1	13	149	A	N7-C8-N9	5.40	116.50	113.80
1	13	1517	G	C5-C6-O6	-5.40	125.36	128.60
26	1H	791	C	P-O3'-C3'	5.40	126.18	119.70
26	1H	1010	A	C8-N9-C4	5.40	107.96	105.80
26	1H	1543	A	C5-C6-N1	-5.40	115.00	117.70

Continued on next page...

Continued from previous page...

Mol	Chain	Res	Type	Atoms	Z	Observed(°)	Ideal(°)
26	1H	2280	G	OP1-P-OP2	-5.40	111.50	119.60
23	2L	45	A	O5'-P-OP1	-5.40	100.84	105.70
26	1H	1971	A	O5'-P-OP1	5.40	117.18	110.70
26	14	2043	C	C2-N1-C1'	5.40	124.74	118.80
26	1H	798	G	N9-C4-C5	-5.40	103.24	105.40
26	1H	1663	C	C2-N3-C4	-5.40	117.20	119.90
26	14	2111	C	N3-C2-O2	-5.40	118.12	121.90
26	1H	944	G	C8-N9-C4	-5.40	104.24	106.40
26	1H	2791	C	C6-N1-C2	-5.40	118.14	120.30
1	13	1467	G	N1-C6-O6	-5.39	116.66	119.90
1	1G	45	U	C6-N1-C2	5.39	124.24	121.00
26	14	2323	G	N9-C4-C5	-5.39	103.24	105.40
26	14	2640	G	N1-C2-N3	5.39	127.14	123.90
1	13	526	C	C6-N1-C2	5.39	122.46	120.30
26	1H	121	G	C4-C5-N7	5.39	112.96	110.80
26	1H	123	G	N1-C6-O6	-5.39	116.67	119.90
26	1H	973	A	C8-N9-C4	5.39	107.96	105.80
26	1H	1787	A	C2-N3-C4	-5.39	107.90	110.60
2	12	145	LEU	CA-CB-CG	5.39	127.70	115.30
27	1J	89	G	C4-N9-C1'	5.39	133.51	126.50
26	1H	1534	G	N3-C4-N9	5.39	129.24	126.00
26	1H	1857	G	N3-C2-N2	5.39	123.67	119.90
26	1H	2705	A	N1-C6-N6	5.39	121.83	118.60
1	13	714	G	O5'-P-OP1	-5.39	100.85	105.70
26	1H	613	U	N1-C2-N3	5.39	118.13	114.90
26	1H	717	G	C5-C6-O6	-5.39	125.37	128.60
26	1H	1000	A	C8-N9-C4	-5.39	103.64	105.80
26	1H	1844	C	N3-C2-O2	5.39	125.67	121.90
26	1H	2009	G	C8-N9-C4	5.39	108.56	106.40
26	1H	2504	U	N3-C4-C5	5.39	117.83	114.60
27	16	49	C	C5-C4-N4	-5.39	116.43	120.20
26	14	2413	G	C8-N9-C4	5.39	108.56	106.40
26	14	2508	G	N7-C8-N9	5.39	115.80	113.10
26	1H	2767	C	C2-N1-C1'	5.39	124.73	118.80
26	14	675	A	O5'-P-OP2	-5.39	100.85	105.70
26	1H	1600	C	O5'-P-OP2	-5.39	100.85	105.70
26	1H	1778	U	OP2-P-O3'	5.39	117.05	105.20
26	14	76	C	C6-N1-C2	-5.39	118.15	120.30
26	14	2400	G	C8-N9-C4	-5.39	104.25	106.40
26	14	2413	G	N1-C6-O6	5.39	123.13	119.90
22	1K	39	A	C8-N9-C4	5.38	107.95	105.80
26	1H	2455	G	N9-C4-C5	-5.38	103.25	105.40

Continued on next page...

Continued from previous page...

Mol	Chain	Res	Type	Atoms	Z	Observed(°)	Ideal(°)
26	14	737	C	N3-C4-N4	5.38	121.77	118.00
26	14	2607	G	N1-C2-N2	-5.38	111.36	116.20
26	1H	1675	C	OP1-P-O3'	5.38	117.04	105.20
26	1H	1820	U	C6-N1-C2	5.38	124.23	121.00
26	1H	191	A	C4-C5-N7	-5.38	108.01	110.70
26	1H	594	U	C6-N1-C2	5.38	124.23	121.00
26	1H	705	A	C5-C6-N6	-5.38	119.39	123.70
26	1H	1858	G	C6-C5-N7	-5.38	127.17	130.40
26	1H	2646	C	N3-C4-C5	5.38	124.05	121.90
27	16	56	G	C8-N9-C4	-5.38	104.25	106.40
27	16	56	G	N3-C4-C5	-5.38	125.91	128.60
26	1H	127	A	C8-N9-C4	5.38	107.95	105.80
26	1H	546	C	C2-N1-C1'	5.38	124.72	118.80
1	1G	581	G	N1-C6-O6	5.38	123.13	119.90
27	1J	103	U	C6-N1-C2	5.38	124.23	121.00
1	13	1260	C	C5-C6-N1	5.38	123.69	121.00
26	1H	942	G	OP1-P-O3'	5.38	117.03	105.20
26	14	1653	G	O5'-P-OP2	-5.38	100.86	105.70
26	14	1779	U	N3-C4-O4	5.38	123.16	119.40
26	14	1819	A	C8-N9-C4	-5.38	103.65	105.80
27	1J	114	G	N3-C4-C5	5.38	131.29	128.60
1	13	326	G	C5-C6-O6	5.38	131.83	128.60
26	1H	546	C	C6-N1-C2	-5.38	118.15	120.30
26	1H	1364	G	C8-N9-C4	5.38	108.55	106.40
26	1H	1828	G	C2-N3-C4	-5.38	109.21	111.90
26	1H	2589	A	C8-N9-C4	5.38	107.95	105.80
1	1G	362	G	N9-C4-C5	5.38	107.55	105.40
26	14	1808	U	C6-N1-C2	5.38	124.23	121.00
1	13	1158	C	N3-C2-O2	-5.38	118.14	121.90
26	1H	1334	G	C4-C5-N7	5.37	112.95	110.80
26	1H	1773	A	C8-N9-C4	5.37	107.95	105.80
26	1H	1941	C	N3-C4-C5	-5.37	119.75	121.90
1	1G	1532	U	C5-C6-N1	5.37	125.39	122.70
26	14	1348	G	O5'-P-OP2	5.37	117.15	110.70
26	14	1931	U	C5-C4-O4	-5.37	122.68	125.90
24	3K	47	G	N3-C4-N9	-5.37	122.78	126.00
26	1H	1478	G	O5'-P-OP2	-5.37	100.86	105.70
26	1H	1657	C	OP1-P-O3'	5.37	117.02	105.20
26	1H	1950	G	OP1-P-OP2	5.37	127.66	119.60
26	1H	2721	A	N1-C6-N6	5.37	121.82	118.60
26	14	1914	C	N3-C4-C5	-5.37	119.75	121.90
26	14	2708	G	N1-C6-O6	5.37	123.12	119.90

Continued on next page...

Continued from previous page...

Mol	Chain	Res	Type	Atoms	Z	Observed(°)	Ideal(°)
1	13	536	C	N3-C4-C5	-5.37	119.75	121.90
26	1H	844	C	N3-C4-C5	-5.37	119.75	121.90
26	1H	1926	U	N1-C2-N3	5.37	118.12	114.90
26	14	1942	C	C6-N1-C2	-5.37	118.15	120.30
1	13	795	C	C2-N3-C4	-5.37	117.22	119.90
26	1H	138	G	C4-C5-C6	-5.37	115.58	118.80
26	1H	2782	G	C5-C6-O6	-5.37	125.38	128.60
26	1H	2857	G	O5'-P-OP1	-5.37	100.87	105.70
1	1G	509	A	P-O3'-C3'	5.37	126.14	119.70
26	14	2731	G	C6-C5-N7	-5.37	127.18	130.40
26	1H	2867	G	O5'-P-OP1	-5.37	100.87	105.70
26	14	785	G	O5'-P-OP1	5.37	117.14	110.70
1	13	758	G	N3-C4-C5	5.37	131.28	128.60
1	13	1265	G	N1-C6-O6	5.37	123.12	119.90
23	2K	42	C	O5'-P-OP2	-5.37	100.87	105.70
26	1H	848	G	N3-C4-C5	-5.37	125.92	128.60
26	1H	871	U	N3-C2-O2	5.37	125.96	122.20
26	1H	2382	G	C5-C6-O6	5.37	131.82	128.60
26	14	512	G	C5'-C4'-C3'	-5.37	107.42	116.00
26	14	1695	G	C8-N9-C1'	-5.37	120.03	127.00
26	1H	1258	C	C6-N1-C2	5.36	122.44	120.30
26	1H	1387	C	C6-N1-C2	-5.36	118.15	120.30
26	1H	2772	C	O5'-P-OP2	-5.36	100.87	105.70
26	14	119	A	N1-C2-N3	5.36	131.98	129.30
26	14	974(A)	C	C5-C6-N1	5.36	123.68	121.00
26	1H	516	C	C6-N1-C2	-5.36	118.16	120.30
26	1H	1142(A)	A	N3-C4-C5	5.36	130.55	126.80
26	1H	696	G	OP1-P-OP2	-5.36	111.56	119.60
26	1H	755	C	N3-C4-N4	5.36	121.75	118.00
26	1H	1174	A	N1-C6-N6	5.36	121.82	118.60
26	1H	2026	C	N3-C4-C5	-5.36	119.76	121.90
26	14	567	A	C8-N9-C4	5.36	107.94	105.80
26	14	707	G	N1-C6-O6	5.36	123.12	119.90
1	13	1227	A	N1-C6-N6	5.36	121.82	118.60
26	1H	1255	U	N3-C2-O2	5.36	125.95	122.20
26	1H	1771	C	N1-C2-O2	-5.36	115.68	118.90
23	2K	23	G	C4-N9-C1'	-5.36	119.53	126.50
1	1G	690	G	C5-N7-C8	-5.36	101.62	104.30
1	1G	1158	C	C2-N3-C4	5.36	122.58	119.90
26	14	530	G	C5-N7-C8	-5.36	101.62	104.30
26	14	1241	A	C5-C6-N1	-5.36	115.02	117.70
26	1H	1957	C	N3-C4-N4	-5.36	114.25	118.00

Continued on next page...

Continued from previous page...

Mol	Chain	Res	Type	Atoms	Z	Observed(°)	Ideal(°)
26	1H	2614	A	OP2-P-O3'	5.36	116.98	105.20
1	1G	402	G	C8-N9-C4	5.36	108.54	106.40
26	14	1915	U	N3-C2-O2	-5.36	118.45	122.20
26	14	1992	G	C6-N1-C2	-5.36	121.89	125.10
26	14	2297	C	O5'-P-OP2	-5.36	100.88	105.70
26	14	2415	G	C5-C6-O6	-5.36	125.39	128.60
32	49	111	LEU	CA-CB-CG	5.36	127.62	115.30
26	1H	2891	G	C5-C6-O6	-5.35	125.39	128.60
26	14	2386	C	C2-N3-C4	-5.35	117.22	119.90
26	14	2820	A	C5-C6-N1	-5.35	115.02	117.70
26	1H	1787	A	O4'-C1'-N9	-5.35	103.92	108.20
26	1H	2599	G	N3-C2-N2	-5.35	116.15	119.90
1	1G	266	G	C6-C5-N7	-5.35	127.19	130.40
26	14	2388	A	O4'-C1'-N9	5.35	112.48	108.20
1	13	1431	C	N3-C4-N4	5.35	121.75	118.00
26	14	208	C	N1-C2-O2	-5.35	115.69	118.90
26	14	1306	C	N3-C4-N4	5.35	121.75	118.00
26	14	1967	C	O5'-P-OP2	-5.35	100.89	105.70
26	14	2336	A	C2-N3-C4	5.35	113.28	110.60
1	13	476	G	N3-C4-C5	-5.35	125.93	128.60
26	1H	1790	C	C6-N1-C2	5.35	122.44	120.30
26	1H	2069	G	N1-C6-O6	5.35	123.11	119.90
26	1H	2638	G	N1-C6-O6	5.35	123.11	119.90
1	1G	1519	A	C5-C6-N1	-5.35	115.03	117.70
26	14	2169	A	N3-C4-N9	5.35	131.68	127.40
1	13	575	G	O5'-P-OP2	-5.35	100.89	105.70
26	14	1761	C	N3-C2-O2	5.35	125.64	121.90
27	1J	7	G	N9-C4-C5	-5.35	103.26	105.40
1	13	5	U	C5-C6-N1	5.34	125.37	122.70
26	1H	569	U	C6-N1-C2	5.34	124.21	121.00
26	1H	582	G	N9-C4-C5	-5.34	103.26	105.40
26	1H	839	U	C5-C4-O4	5.34	129.11	125.90
26	14	1633	G	C8-N9-C4	-5.34	104.26	106.40
26	14	2164	C	O4'-C1'-N1	5.34	112.48	108.20
27	1J	84	C	C2-N1-C1'	-5.34	112.92	118.80
26	1H	746	A	O4'-C1'-N9	5.34	112.47	108.20
26	1H	446	G	N1-C6-O6	5.34	123.11	119.90
26	1H	1271	G	C2-N3-C4	-5.34	109.23	111.90
26	1H	1319	G	C5-C6-N1	5.34	114.17	111.50
26	14	1315	C	N3-C2-O2	-5.34	118.16	121.90
1	13	776	G	O5'-P-OP1	-5.34	100.89	105.70
26	1H	251	A	C4-C5-C6	5.34	119.67	117.00

Continued on next page...

Continued from previous page...

Mol	Chain	Res	Type	Atoms	Z	Observed(°)	Ideal(°)
26	1H	659	C	C6-N1-C2	5.34	122.44	120.30
26	1H	1070	A	N9-C4-C5	5.34	107.94	105.80
26	14	2611	U	P-O3'-C3'	5.34	126.11	119.70
26	14	868	U	N3-C4-C5	-5.34	111.40	114.60
26	1H	476	G	C5-C6-N1	-5.34	108.83	111.50
26	1H	1325	G	N3-C4-N9	5.34	129.20	126.00
1	1G	557	G	N9-C4-C5	-5.34	103.27	105.40
1	1G	579	G	N7-C8-N9	5.34	115.77	113.10
1	1G	950	U	O5'-P-OP2	5.34	117.11	110.70
26	14	1380	G	N3-C4-C5	5.34	131.27	128.60
1	1G	690	G	C8-N9-C4	-5.33	104.27	106.40
26	14	1961	C	N1-C2-O2	-5.33	115.70	118.90
26	1H	943	U	C6-N1-C1'	5.33	128.67	121.20
26	1H	1324	G	C5-C6-O6	-5.33	125.40	128.60
26	1H	2396	G	C4-N9-C1'	-5.33	119.57	126.50
26	1H	2609	U	N1-C2-O2	-5.33	119.07	122.80
46	D8	40	LEU	CA-CB-CG	5.33	127.57	115.30
58	P8	39	ARG	NE-CZ-NH2	-5.33	117.63	120.30
1	1G	1215	G	C4-N9-C1'	5.33	133.44	126.50
26	14	70	G	N3-C4-N9	5.33	129.20	126.00
26	14	1011	G	O4'-C1'-N9	5.33	112.47	108.20
26	14	1381	G	C8-N9-C4	5.33	108.53	106.40
26	14	1771	C	C5-C4-N4	-5.33	116.47	120.20
26	14	1960	A	N1-C2-N3	5.33	131.97	129.30
1	13	1506	U	C2-N1-C1'	5.33	124.10	117.70
26	14	785	G	N1-C2-N2	5.33	121.00	116.20
26	14	856	C	C5-C6-N1	5.33	123.67	121.00
26	14	1614	A	O4'-C1'-N9	5.33	112.47	108.20
26	14	2084	C	C6-N1-C2	5.33	122.43	120.30
26	14	2585	U	C2-N1-C1'	5.33	124.10	117.70
1	13	1353	G	C4-N9-C1'	5.33	133.43	126.50
26	1H	1049	C	N3-C4-C5	-5.33	119.77	121.90
1	1G	354	G	C4-C5-N7	5.33	112.93	110.80
26	1H	454	A	C8-N9-C4	5.33	107.93	105.80
26	1H	467	G	N9-C1'-C2'	-5.33	106.14	112.00
26	1H	912	C	C2-N1-C1'	5.33	124.66	118.80
26	1H	1030	G	C2-N3-C4	-5.33	109.24	111.90
26	1H	2208	U	C2-N1-C1'	-5.33	111.31	117.70
26	14	1312	U	O5'-P-OP1	-5.33	100.91	105.70
33	59	98	LEU	CA-CB-CG	5.33	127.56	115.30
1	13	889	A	C2-N3-C4	-5.33	107.94	110.60
26	14	570	G	N3-C4-N9	5.33	129.20	126.00

Continued on next page...

Continued from previous page...

Mol	Chain	Res	Type	Atoms	Z	Observed(°)	Ideal(°)
26	14	1595	G	C8-N9-C1'	-5.33	120.07	127.00
26	14	1972	A	C2-N3-C4	5.33	113.26	110.60
26	1H	478	A	N1-C2-N3	5.33	131.96	129.30
26	1H	2070	G	C5-N7-C8	5.33	106.96	104.30
26	1H	2311	A	O4'-C1'-N9	5.33	112.46	108.20
1	1G	26	A	O5'-P-OP2	-5.33	100.91	105.70
26	14	131	G	C4-C5-N7	5.33	112.93	110.80
26	14	1917	U	C5-C6-N1	5.33	125.36	122.70
22	1K	39	A	N9-C4-C5	-5.32	103.67	105.80
26	1H	528	A	C8-N9-C1'	5.32	137.28	127.70
26	1H	1308	A	C5-C6-N6	5.32	127.96	123.70
26	1H	2274	A	C2-N3-C4	-5.32	107.94	110.60
26	1H	2287	A	C5-N7-C8	-5.32	101.24	103.90
1	1G	246	A	C8-N9-C4	5.32	107.93	105.80
26	14	2400	G	N3-C4-C5	-5.32	125.94	128.60
26	14	2512	C	C6-N1-C2	5.32	122.43	120.30
1	13	503	C	N3-C4-C5	-5.32	119.77	121.90
26	1H	680	G	N1-C6-O6	-5.32	116.71	119.90
26	14	1661	G	C4-C5-N7	5.32	112.93	110.80
26	1H	1940	U	N1-C2-O2	-5.32	119.08	122.80
26	14	664	C	N3-C2-O2	-5.32	118.17	121.90
26	14	1021	A	N1-C2-N3	5.32	131.96	129.30
26	14	1347	G	N1-C6-O6	5.32	123.09	119.90
26	14	1407	C	OP1-P-OP2	-5.32	111.62	119.60
1	13	115	G	C8-N9-C4	-5.32	104.27	106.40
26	1H	788	A	C5-C6-N1	-5.32	115.04	117.70
26	1H	1783	A	OP1-P-OP2	-5.32	111.62	119.60
26	1H	2059	A	O4'-C1'-N9	5.32	112.45	108.20
26	1H	2550	G	C8-N9-C4	-5.32	104.27	106.40
26	1H	2598	A	N1-C6-N6	5.32	121.79	118.60
1	1G	250	A	N1-C6-N6	-5.32	115.41	118.60
26	14	790	C	C6-N1-C2	5.32	122.43	120.30
26	14	2032	G	C5-N7-C8	5.32	106.96	104.30
27	1J	85	G	C8-N9-C4	5.32	108.53	106.40
1	13	806	C	N3-C4-N4	-5.32	114.28	118.00
26	1H	467	G	C5-N7-C8	5.32	106.96	104.30
26	1H	1254	A	C6-C5-N7	-5.32	128.58	132.30
26	1H	1786	A	OP1-P-O3'	5.32	116.89	105.20
27	16	38	C	C6-N1-C1'	5.32	127.18	120.80
26	14	1516	U	N1-C2-O2	5.32	126.52	122.80
26	14	2205	C	N1-C2-O2	5.32	122.09	118.90
29	19	226	MET	CG-SD-CE	5.32	108.70	100.20

Continued on next page...

Continued from previous page...

Mol	Chain	Res	Type	Atoms	Z	Observed(°)	Ideal(°)
1	13	762	C	C5-C6-N1	-5.31	118.34	121.00
26	1H	473	G	C8-N9-C1'	-5.31	120.09	127.00
26	1H	1035	U	C5-C6-N1	-5.31	120.04	122.70
26	1H	1334	G	C6-C5-N7	-5.31	127.21	130.40
26	1H	2443	C	C5-C4-N4	-5.31	116.48	120.20
1	1G	250	A	P-O3'-C3'	5.31	126.08	119.70
1	1G	1313	U	C5-C6-N1	5.31	125.36	122.70
26	1H	1332	G	N3-C2-N2	-5.31	116.18	119.90
26	1H	2048	G	N3-C2-N2	-5.31	116.18	119.90
26	14	22	C	N3-C4-C5	5.31	124.03	121.90
26	14	811	U	N3-C2-O2	-5.31	118.48	122.20
26	14	2477	C	N3-C2-O2	-5.31	118.18	121.90
26	1H	2000	G	OP1-P-OP2	-5.31	111.63	119.60
26	1H	2275	C	C5-C6-N1	5.31	123.66	121.00
1	1G	323	U	N1-C2-O2	-5.31	119.08	122.80
1	13	268	C	O5'-P-OP1	-5.31	100.92	105.70
26	1H	2198	A	C8-N9-C4	5.31	107.92	105.80
26	1H	2278	A	C6-N1-C2	-5.31	115.41	118.60
26	1H	2324	C	O5'-P-OP2	-5.31	100.92	105.70
1	1G	1207	G	O5'-P-OP2	-5.31	100.92	105.70
1	1G	1285	A	P-O3'-C3'	5.31	126.07	119.70
26	14	672	C	O5'-P-OP2	-5.31	100.92	105.70
26	14	1332	G	C5-C6-O6	-5.31	125.41	128.60
26	14	2027	G	O5'-P-OP2	-5.31	100.92	105.70
26	14	2595	G	N3-C4-C5	5.31	131.25	128.60
1	13	57	G	N1-C6-O6	-5.31	116.72	119.90
1	13	975	A	O4'-C1'-N9	-5.31	103.95	108.20
26	1H	678	C	N3-C4-C5	5.31	124.02	121.90
26	1H	1026	U	C5-C4-O4	5.31	129.08	125.90
26	1H	1625	C	N3-C4-C5	5.31	124.02	121.90
26	1H	1926	U	N1-C2-O2	-5.31	119.08	122.80
26	1H	2003	G	C8-N9-C4	5.31	108.52	106.40
1	1G	923	A	C2-N3-C4	-5.31	107.95	110.60
1	1G	990	C	C6-N1-C2	-5.31	118.18	120.30
26	14	122	G	N9-C4-C5	-5.31	103.28	105.40
26	14	642	G	C8-N9-C4	-5.31	104.28	106.40
27	16	96	G	C2-N3-C4	5.31	114.55	111.90
26	14	945	A	N3-C4-C5	5.31	130.51	126.80
26	14	2247	A	C8-N9-C4	-5.31	103.68	105.80
1	13	1200	C	C5-C6-N1	5.30	123.65	121.00
26	1H	613	U	N3-C2-O2	-5.30	118.49	122.20
26	1H	1573	G	OP2-P-O3'	5.30	116.87	105.20

Continued on next page...

Continued from previous page...

Mol	Chain	Res	Type	Atoms	Z	Observed(°)	Ideal(°)
26	1H	2312	U	O5'-P-OP1	-5.30	100.93	105.70
26	1H	2316	C	C6-N1-C2	-5.30	118.18	120.30
26	14	1887	C	C6-N1-C2	-5.30	118.18	120.30
1	13	129	U	O4'-C1'-N1	5.30	112.44	108.20
36	38	32	LEU	CA-CB-CG	5.30	127.50	115.30
1	13	1511	G	C8-N9-C1'	-5.30	120.11	127.00
26	1H	141(A)	C	OP1-P-O3'	-5.30	93.54	105.20
26	1H	199	A	C4-C5-C6	-5.30	114.35	117.00
26	1H	2086	U	O5'-P-OP2	-5.30	100.93	105.70
24	3L	52	A	C5-C6-N6	-5.30	119.46	123.70
26	14	1398	C	C4-C5-C6	-5.30	114.75	117.40
26	14	2509	G	C6-C5-N7	-5.30	127.22	130.40
1	13	973	G	C6-N1-C2	-5.30	121.92	125.10
26	1H	1215	G	N1-C6-O6	5.30	123.08	119.90
26	1H	1799	G	N1-C6-O6	-5.30	116.72	119.90
26	14	134	C	C6-N1-C2	5.30	122.42	120.30
26	14	848	G	N3-C4-N9	5.30	129.18	126.00
26	14	2779	U	N3-C4-O4	-5.30	115.69	119.40
26	14	2900	A	O4'-C1'-N9	5.30	112.44	108.20
29	11	60	ARG	NE-CZ-NH2	-5.30	117.65	120.30
26	14	1426	G	C6-N1-C2	-5.30	121.92	125.10
26	14	1555	G	N3-C4-C5	-5.30	125.95	128.60
26	14	1656	C	OP2-P-O3'	5.30	116.86	105.20
27	1J	7	G	C8-N9-C4	5.30	108.52	106.40
1	13	586	C	C6-N1-C2	5.30	122.42	120.30
1	13	1151	A	O4'-C1'-N9	5.30	112.44	108.20
1	13	1353	G	C8-N9-C1'	-5.30	120.11	127.00
26	1H	729	G	N1-C2-N2	5.30	120.97	116.20
26	1H	1168	G	C8-N9-C4	5.30	108.52	106.40
26	1H	1972	A	N9-C4-C5	-5.30	103.68	105.80
1	13	186	C	C6-N1-C2	-5.29	118.18	120.30
26	1H	1528	A	C4-C5-N7	5.29	113.35	110.70
26	1H	2294	C	N3-C4-C5	5.29	124.02	121.90
26	1H	2445	G	N3-C4-C5	-5.29	125.95	128.60
26	1H	2480	C	C6-N1-C2	-5.29	118.18	120.30
26	14	543	C	N1-C2-O2	5.29	122.08	118.90
1	13	117	G	C6-C5-N7	-5.29	127.22	130.40
1	13	783	C	O5'-P-OP2	-5.29	100.94	105.70
1	13	1520	G	C5-N7-C8	-5.29	101.65	104.30
26	1H	2264	C	OP1-P-O3'	5.29	116.85	105.20
26	14	1128	A	C5-C6-N1	5.29	120.35	117.70
26	1H	1534	G	C2-N3-C4	5.29	114.55	111.90

Continued on next page...

Continued from previous page...

Mol	Chain	Res	Type	Atoms	Z	Observed(°)	Ideal(°)
26	14	784	A	O4'-C1'-N9	5.29	112.43	108.20
26	14	835	A	C2-N3-C4	5.29	113.25	110.60
26	14	2715	C	N3-C4-C5	5.29	124.02	121.90
26	1H	2625	G	N1-C6-O6	5.29	123.07	119.90
1	1G	963	G	N3-C4-C5	-5.29	125.95	128.60
26	14	786	C	C5-C6-N1	-5.29	118.36	121.00
26	1H	2018	G	C6-C5-N7	-5.29	127.23	130.40
26	1H	2056	G	N3-C2-N2	-5.29	116.20	119.90
26	14	683	C	C2-N3-C4	-5.29	117.26	119.90
26	14	2448	A	O5'-P-OP2	5.29	117.05	110.70
26	1H	2588	G	N1-C2-N3	5.29	127.07	123.90
26	14	11	G	C8-N9-C4	-5.29	104.28	106.40
1	13	834	C	O5'-P-OP2	-5.29	100.94	105.70
26	1H	205	G	N1-C2-N2	-5.29	111.44	116.20
26	1H	232	G	C6-C5-N7	-5.29	127.23	130.40
26	1H	1404	C	O5'-P-OP2	-5.29	100.94	105.70
26	14	446	G	O5'-P-OP2	-5.29	100.94	105.70
26	14	1029	A	O5'-P-OP1	5.29	117.04	110.70
26	14	2362	G	N1-C6-O6	5.29	123.07	119.90
26	1H	144	C	C6-N1-C2	5.28	122.41	120.30
26	1H	1340	U	N3-C2-O2	5.28	125.90	122.20
26	1H	1349	A	C5-N7-C8	-5.28	101.26	103.90
26	14	492	A	N1-C2-N3	5.28	131.94	129.30
26	14	1276	A	N1-C6-N6	5.28	121.77	118.60
26	14	1613	G	N3-C4-N9	5.28	129.17	126.00
26	1H	560	C	O5'-P-OP1	-5.28	100.95	105.70
26	1H	1362	C	C6-N1-C2	5.28	122.41	120.30
26	1H	1365	A	C5-C6-N1	-5.28	115.06	117.70
26	1H	2575	C	C5-C4-N4	5.28	123.90	120.20
1	1G	953	G	N1-C6-O6	-5.28	116.73	119.90
26	14	68	G	C6-C5-N7	-5.28	127.23	130.40
26	14	1633	G	C6-C5-N7	-5.28	127.23	130.40
1	13	129(A)	G	O5'-P-OP1	-5.28	100.95	105.70
26	1H	956	G	C6-C5-N7	-5.28	127.23	130.40
26	1H	1402	C	OP2-P-O3'	5.28	116.81	105.20
26	1H	2638	G	C8-N9-C4	5.28	108.51	106.40
1	1G	114	U	C5-C6-N1	-5.28	120.06	122.70
26	14	769	G	N9-C4-C5	-5.28	103.29	105.40
1	13	455	C	C2-N1-C1'	5.28	124.61	118.80
1	13	1285	A	P-O3'-C3'	5.28	126.03	119.70
26	1H	847	U	C5-C6-N1	-5.28	120.06	122.70
26	1H	1839	G	C6-C5-N7	-5.28	127.23	130.40

Continued on next page...

Continued from previous page...

Mol	Chain	Res	Type	Atoms	Z	Observed(°)	Ideal(°)
26	14	575	A	N7-C8-N9	-5.28	111.16	113.80
26	14	2090	G	C8-N9-C4	5.28	108.51	106.40
26	14	2374	C	C2-N1-C1'	-5.28	113.00	118.80
26	1H	108	U	C5-C4-O4	-5.28	122.73	125.90
26	1H	1660	C	C5-C6-N1	-5.28	118.36	121.00
26	1H	2562	U	C5-C6-N1	-5.28	120.06	122.70
27	16	117	G	N3-C4-C5	5.28	131.24	128.60
26	14	1850	G	C8-N9-C4	5.28	108.51	106.40
1	13	703	G	C5-N7-C8	-5.27	101.66	104.30
26	14	2778	A	C8-N9-C4	5.27	107.91	105.80
26	1H	524	U	N3-C2-O2	-5.27	118.51	122.20
26	1H	802	A	C8-N9-C4	5.27	107.91	105.80
26	1H	1916	A	N1-C2-N3	5.27	131.94	129.30
26	14	189	G	N7-C8-N9	-5.27	110.46	113.10
26	14	697	C	O5'-P-OP1	-5.27	100.95	105.70
26	14	2609	U	O4'-C1'-N1	5.27	112.42	108.20
26	1H	214	G	C5-C6-O6	-5.27	125.44	128.60
26	1H	575	A	O5'-P-OP1	-5.27	100.96	105.70
26	1H	2345	G	OP1-P-O3'	5.27	116.80	105.20
26	14	1342	A	C4-C5-C6	5.27	119.64	117.00
26	14	1350	C	O5'-P-OP1	-5.27	100.96	105.70
26	1H	621	A	O5'-P-OP1	-5.27	100.96	105.70
26	1H	1327	C	N3-C4-C5	-5.27	119.79	121.90
40	78	50	ARG	NE-CZ-NH2	5.27	122.94	120.30
26	14	186	G	C6-C5-N7	5.27	133.56	130.40
26	14	2211	G	C4-N9-C1'	5.27	133.35	126.50
1	13	108	G	C5-N7-C8	-5.27	101.67	104.30
1	13	535	A	N1-C6-N6	-5.27	115.44	118.60
26	1H	636	G	C5-C6-O6	-5.27	125.44	128.60
26	1H	736	C	N3-C4-C5	5.27	124.01	121.90
26	1H	783	A	OP2-P-O3'	5.27	116.79	105.20
26	1H	1990	C	N3-C4-C5	-5.27	119.79	121.90
26	1H	2139	C	C2-N1-C1'	5.27	124.59	118.80
26	14	1394	U	O5'-P-OP2	5.27	117.02	110.70
26	14	1782	C	C6-N1-C2	5.27	122.41	120.30
1	13	506	G	N3-C4-C5	5.27	131.23	128.60
1	13	1124	G	P-O3'-C3'	5.27	126.02	119.70
1	13	1370	G	N3-C2-N2	5.27	123.59	119.90
24	3K	6	U	C5-C6-N1	5.27	125.33	122.70
26	1H	1354	A	C5-C6-N6	-5.27	119.49	123.70
26	1H	1640	C	C5-C6-N1	-5.27	118.37	121.00
26	14	810	U	C5-C4-O4	-5.27	122.74	125.90

Continued on next page...

Continued from previous page...

Mol	Chain	Res	Type	Atoms	Z	Observed(°)	Ideal(°)
24	3K	60	A	C2-N3-C4	5.26	113.23	110.60
26	1H	673	C	O5'-P-OP1	5.26	117.02	110.70
26	1H	881	G	C8-N9-C1'	-5.26	120.16	127.00
26	1H	964	C	C6-N1-C2	-5.26	118.19	120.30
26	1H	965	C	C5-C4-N4	-5.26	116.52	120.20
27	16	98	G	N1-C6-O6	5.26	123.06	119.90
26	14	2592	G	N3-C4-N9	5.26	129.16	126.00
26	1H	617	G	C8-N9-C4	5.26	108.50	106.40
26	1H	1297	C	OP1-P-O3'	5.26	116.78	105.20
26	1H	1696	G	C2-N3-C4	-5.26	109.27	111.90
1	1G	963	G	N3-C4-N9	5.26	129.16	126.00
26	1H	242	G	C5-C6-O6	-5.26	125.44	128.60
26	1H	1190	G	C2-N3-C4	-5.26	109.27	111.90
26	1H	1345	C	OP1-P-O3'	-5.26	93.63	105.20
26	1H	1769	G	N1-C6-O6	5.26	123.06	119.90
36	38	134	LEU	CB-CG-CD2	5.26	119.94	111.00
1	1G	40	C	C6-N1-C2	5.26	122.41	120.30
26	14	133	C	C6-N1-C2	5.26	122.41	120.30
26	14	854	G	OP1-P-O3'	5.26	116.77	105.20
26	14	2436	G	C5-C6-O6	-5.26	125.44	128.60
1	13	1028	C	C6-N1-C2	-5.26	118.20	120.30
26	1H	424	G	N1-C6-O6	-5.26	116.74	119.90
26	1H	957	A	OP2-P-O3'	5.26	116.77	105.20
26	1H	1695	G	N3-C4-N9	5.26	129.16	126.00
1	1G	1301	U	C6-N1-C1'	-5.26	113.84	121.20
26	14	1673	U	C2-N1-C1'	-5.26	111.39	117.70
26	14	1806	C	OP1-P-OP2	5.26	127.49	119.60
26	14	2595	G	C8-N9-C4	5.26	108.50	106.40
26	1H	1332	G	O4'-C1'-N9	-5.26	103.99	108.20
26	1H	1378	A	C2-N3-C4	-5.26	107.97	110.60
26	1H	2539	C	C6-N1-C2	5.26	122.40	120.30
1	1G	1195	C	N3-C2-O2	-5.26	118.22	121.90
26	14	315	G	O5'-P-OP2	-5.26	100.97	105.70
26	14	829	A	OP1-P-OP2	5.26	127.48	119.60
26	14	1807	G	N9-C1'-C2'	-5.26	106.22	112.00
26	14	2065	C	N3-C2-O2	-5.26	118.22	121.90
26	14	2326	C	C6-N1-C2	-5.26	118.20	120.30
1	13	1533	C	C2-N1-C1'	5.25	124.58	118.80
26	1H	397	G	C4-C5-N7	5.25	112.90	110.80
1	1G	1126	U	OP2-P-O3'	5.25	116.76	105.20
26	14	66	C	O5'-P-OP2	-5.25	100.97	105.70
1	13	1202	G	C5-C6-O6	5.25	131.75	128.60

Continued on next page...

Continued from previous page...

Mol	Chain	Res	Type	Atoms	Z	Observed(°)	Ideal(°)
26	1H	52	A	N1-C2-N3	-5.25	126.67	129.30
26	1H	1356	G	C5-C6-O6	-5.25	125.45	128.60
26	1H	2338	G	O5'-P-OP1	-5.25	100.97	105.70
26	14	155	C	C2-N1-C1'	5.25	124.58	118.80
26	14	1899	G	C5-C6-N1	-5.25	108.87	111.50
26	14	2597	G	C5-C6-N1	-5.25	108.87	111.50
26	1H	1888	G	C8-N9-C1'	-5.25	120.17	127.00
1	1G	324	G	C6-C5-N7	5.25	133.55	130.40
1	1G	1198	G	O5'-P-OP1	-5.25	100.97	105.70
26	14	684	G	N3-C4-C5	-5.25	125.97	128.60
1	13	513	C	C5-C4-N4	-5.25	116.53	120.20
1	13	765	G	C4-N9-C1'	5.25	133.32	126.50
26	1H	979	G	N1-C2-N2	5.25	120.92	116.20
1	1G	252	U	N3-C2-O2	-5.25	118.53	122.20
1	13	509	A	C2'-C3'-O3'	5.25	122.10	113.70
26	1H	452	G	N9-C4-C5	5.25	107.50	105.40
26	1H	937	U	C6-N1-C2	5.25	124.15	121.00
26	1H	1236	G	N9-C4-C5	-5.25	103.30	105.40
1	1G	1465	C	C2-N1-C1'	5.25	124.57	118.80
26	14	1976	U	N3-C4-C5	-5.25	111.45	114.60
26	14	35	G	N7-C8-N9	5.25	115.72	113.10
26	14	501	A	C5-C6-N6	5.25	127.90	123.70
27	1J	103	U	C2-N1-C1'	-5.25	111.40	117.70
26	1H	2625	G	C4-C5-N7	5.25	112.90	110.80
26	14	74	A	C4-C5-C6	5.25	119.62	117.00
26	1H	263	C	C5-C6-N1	-5.24	118.38	121.00
26	1H	263	C	N3-C2-O2	-5.24	118.23	121.90
26	1H	1271	G	N1-C6-O6	5.24	123.05	119.90
26	1H	2360	A	C2-N3-C4	-5.24	107.98	110.60
27	16	15	A	O5'-P-OP1	5.24	116.99	110.70
26	14	676	A	N3-C4-N9	-5.24	123.20	127.40
26	14	1363	C	O5'-P-OP2	-5.24	100.98	105.70
26	14	1894	C	O5'-P-OP2	-5.24	100.98	105.70
1	1G	855	G	C4-C5-N7	5.24	112.90	110.80
1	1G	909	A	C6-C5-N7	-5.24	128.63	132.30
26	14	2001	A	C5-C6-N6	-5.24	119.51	123.70
1	13	1353	G	N3-C4-N9	5.24	129.14	126.00
26	1H	38	A	C6-C5-N7	-5.24	128.63	132.30
26	1H	652	C	C6-N1-C2	-5.24	118.20	120.30
26	14	28	A	N1-C6-N6	5.24	121.74	118.60
26	14	330	A	N9-C4-C5	-5.24	103.70	105.80
26	14	1189	A	OP1-P-OP2	-5.24	111.74	119.60

Continued on next page...

Continued from previous page...

Mol	Chain	Res	Type	Atoms	Z	Observed(°)	Ideal(°)
1	13	282	A	OP1-P-O3'	5.24	116.72	105.20
26	1H	316	C	C2-N1-C1'	-5.24	113.04	118.80
26	1H	498	G	C5-C6-N1	-5.24	108.88	111.50
26	1H	2258	C	C5-C4-N4	-5.24	116.53	120.20
1	1G	1498	U	O4'-C1'-N1	-5.24	104.01	108.20
24	3L	52	A	N9-C4-C5	-5.24	103.70	105.80
26	14	1914	C	N1-C2-O2	5.24	122.04	118.90
26	14	1931	U	N1-C2-O2	-5.24	119.13	122.80
26	14	2596	U	N1-C2-N3	5.24	118.04	114.90
26	1H	2622	C	C5-C6-N1	-5.24	118.38	121.00
24	3K	47	G	N3-C2-N2	-5.24	116.23	119.90
26	1H	145	G	C5-C6-O6	-5.24	125.46	128.60
26	1H	667	U	N3-C4-O4	5.24	123.06	119.40
26	1H	689	A	C4-C5-N7	5.24	113.32	110.70
26	1H	1475	G	N1-C2-N2	5.24	120.91	116.20
26	1H	2766	G	C4-C5-N7	5.24	112.89	110.80
1	1G	1119	C	C6-N1-C2	-5.24	118.21	120.30
26	14	193	U	N3-C2-O2	5.24	125.86	122.20
26	14	471	A	O5'-P-OP2	5.24	116.98	110.70
26	14	1903	G	OP1-P-OP2	5.24	127.45	119.60
26	14	2392	A	C5-N7-C8	-5.24	101.28	103.90
27	1J	104	A	OP2-P-O3'	5.24	116.72	105.20
26	1H	1989	G	C6-N1-C2	-5.23	121.96	125.10
26	14	123	G	C8-N9-C4	5.23	108.49	106.40
26	14	363(E)	U	C2-N1-C1'	5.23	123.98	117.70
26	1H	2430	A	C4-C5-C6	5.23	119.62	117.00
59	Q8	46	ARG	C-N-CA	5.23	134.78	121.70
1	1G	1234	C	N1-C2-O2	5.23	122.04	118.90
26	14	777	A	C6-N1-C2	-5.23	115.46	118.60
26	14	815	C	O5'-P-OP1	5.23	116.98	110.70
26	14	1827	C	C5-C6-N1	-5.23	118.38	121.00
26	14	1977	A	C5-C6-N6	5.23	127.89	123.70
26	14	2712	U	C5-C4-O4	5.23	129.04	125.90
1	13	1225	A	N9-C4-C5	-5.23	103.71	105.80
26	1H	593	G	C6-N1-C2	-5.23	121.96	125.10
26	1H	673	C	C5-C4-N4	-5.23	116.54	120.20
26	1H	1454	U	O4'-C1'-N1	5.23	112.38	108.20
27	16	42	C	C6-N1-C2	5.23	122.39	120.30
26	14	27	G	N3-C2-N2	-5.23	116.24	119.90
26	14	1273	U	N3-C4-C5	5.23	117.74	114.60
26	14	1704	G	C2-N3-C4	-5.23	109.28	111.90
26	14	2867	G	O4'-C1'-N9	5.23	112.38	108.20

Continued on next page...

Continued from previous page...

Mol	Chain	Res	Type	Atoms	Z	Observed(°)	Ideal(°)
26	1H	2346	A	C1'-O4'-C4'	-5.23	105.72	109.90
26	14	1241	A	O4'-C1'-N9	5.23	112.38	108.20
26	14	2637	U	N3-C4-O4	5.23	123.06	119.40
26	1H	205	G	C8-N9-C4	5.23	108.49	106.40
26	1H	1197	G	OP1-P-OP2	5.23	127.44	119.60
26	1H	1255	U	N3-C4-O4	5.23	123.06	119.40
26	1H	1613	G	C5-C6-N1	-5.23	108.89	111.50
26	1H	1758	G	N1-C6-O6	5.23	123.04	119.90
26	1H	1939	U	O5'-P-OP1	-5.23	101.00	105.70
26	1H	2270	G	N1-C6-O6	5.23	123.04	119.90
27	16	38	C	N1-C2-O2	-5.23	115.76	118.90
1	1G	769	G	C5-C6-O6	-5.23	125.46	128.60
26	14	1900	A	C6-C5-N7	-5.23	128.64	132.30
26	14	2062	A	C6-C5-N7	5.23	135.96	132.30
26	1H	2073	C	OP2-P-O3'	5.23	116.70	105.20
1	1G	380	G	C8-N9-C4	-5.23	104.31	106.40
26	14	194	G	O5'-P-OP2	5.23	116.97	110.70
26	14	1271	G	C6-C5-N7	-5.23	127.26	130.40
1	13	275	G	C8-N9-C4	-5.22	104.31	106.40
26	1H	790	C	OP1-P-OP2	5.22	127.44	119.60
26	1H	1409	C	C2-N1-C1'	-5.22	113.05	118.80
26	14	669	G	C2-N3-C4	5.22	114.51	111.90
26	14	956	G	O5'-P-OP2	-5.22	101.00	105.70
26	14	2552	U	C2-N3-C4	-5.22	123.87	127.00
1	13	721	G	C8-N9-C1'	-5.22	120.21	127.00
1	13	1096	C	C6-N1-C2	-5.22	118.21	120.30
26	1H	121	G	C5-C6-O6	-5.22	125.47	128.60
26	1H	165	U	C2-N1-C1'	5.22	123.97	117.70
1	1G	956	U	C6-N1-C2	-5.22	117.87	121.00
1	1G	1519	A	C5-C6-N6	5.22	127.88	123.70
26	14	577	G	OP1-P-OP2	-5.22	111.77	119.60
26	14	623	G	N9-C4-C5	-5.22	103.31	105.40
26	14	777	A	C5-C6-N1	5.22	120.31	117.70
26	1H	46	C	OP2-P-O3'	5.22	116.69	105.20
26	1H	1306	C	N1-C2-O2	-5.22	115.77	118.90
23	2L	35	C	C6-N1-C1'	-5.22	114.54	120.80
26	14	1958	C	N3-C2-O2	5.22	125.55	121.90
26	14	2607	G	N3-C4-N9	5.22	129.13	126.00
1	13	550	G	C8-N9-C4	5.22	108.49	106.40
23	2K	48	U	P-O3'-C3'	5.22	125.96	119.70
26	1H	242	G	N1-C6-O6	5.22	123.03	119.90
26	1H	463	G	N9-C4-C5	-5.22	103.31	105.40

Continued on next page...

Continued from previous page...

Mol	Chain	Res	Type	Atoms	Z	Observed(°)	Ideal(°)
26	1H	1896	G	C8-N9-C4	-5.22	104.31	106.40
26	1H	2689	U	C2-N1-C1'	-5.22	111.44	117.70
24	3L	47	G	C6-C5-N7	5.22	133.53	130.40
26	14	396	G	C4-C5-C6	5.22	121.93	118.80
26	1H	821	A	C6-C5-N7	-5.21	128.65	132.30
26	1H	2448	A	N1-C6-N6	-5.21	115.47	118.60
26	1H	2451	A	C8-N9-C4	-5.21	103.72	105.80
24	3L	47	G	C4-N9-C1'	-5.21	119.72	126.50
26	14	1975	G	C6-C5-N7	-5.21	127.27	130.40
26	14	2713	A	C8-N9-C4	-5.21	103.71	105.80
1	13	892	A	C6-C5-N7	-5.21	128.65	132.30
26	1H	345	A	N1-C2-N3	5.21	131.91	129.30
24	3L	12	U	C5-C6-N1	5.21	125.31	122.70
26	14	146	G	C4-C5-N7	5.21	112.89	110.80
26	14	2583	G	OP1-P-OP2	-5.21	111.78	119.60
1	13	954	G	C8-N9-C4	5.21	108.48	106.40
26	1H	665	C	C5-C6-N1	-5.21	118.39	121.00
26	1H	1973	G	N3-C2-N2	5.21	123.55	119.90
26	1H	2729	G	N1-C6-O6	5.21	123.03	119.90
26	14	1854	A	N1-C6-N6	-5.21	115.47	118.60
26	14	2513	G	C4-C5-N7	5.21	112.88	110.80
26	1H	180	G	C2-N3-C4	-5.21	109.30	111.90
26	1H	2000	G	C5-C6-O6	-5.21	125.47	128.60
26	14	647	G	N7-C8-N9	5.21	115.70	113.10
26	14	1379	A	C8-N9-C4	-5.21	103.72	105.80
26	14	1941	C	O5'-P-OP1	-5.21	101.01	105.70
26	14	2330	G	N9-C4-C5	-5.21	103.32	105.40
1	13	356	A	N1-C6-N6	-5.21	115.47	118.60
26	1H	734	A	N9-C4-C5	-5.21	103.72	105.80
26	1H	1210	A	OP2-P-O3'	5.21	116.66	105.20
27	16	7	G	N9-C4-C5	-5.21	103.32	105.40
26	14	729	G	C8-N9-C4	-5.21	104.32	106.40
26	14	2254	C	OP2-P-O3'	5.21	116.66	105.20
27	1J	22	U	N3-C2-O2	-5.21	118.55	122.20
1	13	1446	A	O5'-P-OP1	5.21	116.95	110.70
26	1H	808	G	N1-C2-N2	-5.21	111.52	116.20
26	1H	1323	U	N3-C4-O4	5.21	123.04	119.40
26	1H	2340	G	N3-C4-C5	5.21	131.20	128.60
26	1H	2351	G	C6-C5-N7	-5.21	127.28	130.40
27	16	117	G	C2-N3-C4	-5.21	109.30	111.90
26	1H	308	G	N3-C4-N9	5.21	129.12	126.00
26	1H	772	C	N3-C2-O2	5.21	125.54	121.90

Continued on next page...

Continued from previous page...

Mol	Chain	Res	Type	Atoms	Z	Observed(°)	Ideal(°)
26	1H	2609	U	N3-C4-C5	-5.21	111.48	114.60
26	14	1374	G	N3-C4-C5	-5.21	126.00	128.60
26	14	2012	G	N3-C4-C5	-5.21	126.00	128.60
26	1H	2323	G	C2-N3-C4	-5.20	109.30	111.90
26	1H	2352	A	C8-N9-C4	5.20	107.88	105.80
1	1G	493	G	C8-N9-C4	-5.20	104.32	106.40
23	2L	19	G	N3-C4-N9	-5.20	122.88	126.00
26	14	270(X)	G	C2-N3-C4	-5.20	109.30	111.90
26	14	407	G	C8-N9-C1'	-5.20	120.24	127.00
26	14	1870	C	O5'-P-OP2	-5.20	101.02	105.70
26	14	2873	A	C4-N9-C1'	5.20	135.67	126.30
26	1H	458	G	O4'-C1'-N9	5.20	112.36	108.20
26	1H	517	C	OP2-P-O3'	5.20	116.64	105.20
26	14	123	G	C2-N3-C4	-5.20	109.30	111.90
26	14	2490	G	C8-N9-C4	-5.20	104.32	106.40
26	14	2598	A	N9-C4-C5	-5.20	103.72	105.80
26	1H	308	G	C8-N9-C1'	-5.20	120.24	127.00
26	1H	881	G	O4'-C1'-N9	-5.20	104.04	108.20
26	1H	1396	U	N3-C2-O2	-5.20	118.56	122.20
1	1G	669	U	N1-C2-O2	-5.20	119.16	122.80
1	1G	1264	C	C6-N1-C2	5.20	122.38	120.30
26	14	383	U	O5'-P-OP2	5.20	116.94	110.70
26	14	912	C	C5-C6-N1	5.20	123.60	121.00
1	13	354	G	C8-N9-C1'	-5.20	120.24	127.00
1	13	703	G	C8-N9-C4	-5.20	104.32	106.40
1	13	1203	C	N3-C2-O2	-5.20	118.26	121.90
26	1H	38	A	C5-C6-N6	-5.20	119.54	123.70
26	1H	83	G	N3-C4-C5	5.20	131.20	128.60
26	1H	1291	C	OP1-P-O3'	5.20	116.64	105.20
26	1H	2065	C	OP2-P-O3'	5.20	116.64	105.20
26	1H	2502	G	C6-N1-C2	-5.20	121.98	125.10
26	14	671	C	N1-C2-O2	-5.20	115.78	118.90
26	14	838	C	N3-C4-C5	5.20	123.98	121.90
1	13	1513	A	N9-C4-C5	-5.20	103.72	105.80
26	1H	1942	C	C4-C5-C6	-5.20	114.80	117.40
26	1H	2481	G	C8-N9-C4	5.20	108.48	106.40
26	1H	2845	G	N1-C6-O6	5.20	123.02	119.90
1	1G	898	G	N3-C4-C5	5.20	131.20	128.60
1	1G	932	C	C2-N1-C1'	5.20	124.52	118.80
26	14	1815	A	N1-C6-N6	-5.20	115.48	118.60
26	14	2007	C	N3-C4-C5	-5.20	119.82	121.90
26	1H	566	U	C6-N1-C2	5.20	124.12	121.00

Continued on next page...

Continued from previous page...

Mol	Chain	Res	Type	Atoms	Z	Observed(°)	Ideal(°)
26	14	2426	A	C8-N9-C4	-5.20	103.72	105.80
1	13	1227	A	N7-C8-N9	5.19	116.40	113.80
1	13	1290	G	C4-N9-C1'	5.19	133.25	126.50
26	1H	1684	C	O5'-P-OP2	-5.19	101.03	105.70
26	1H	185	U	O5'-P-OP2	-5.19	101.03	105.70
26	1H	853	G	O5'-P-OP1	5.19	116.93	110.70
26	1H	990	A	C8-N9-C4	-5.19	103.72	105.80
1	1G	812	C	N3-C2-O2	5.19	125.53	121.90
26	14	1965	C	N3-C4-C5	5.19	123.98	121.90
26	14	2598	A	O5'-P-OP2	5.19	116.93	110.70
26	1H	35	G	C8-N9-C4	-5.19	104.32	106.40
26	1H	141(A)	C	OP2-P-O3'	5.19	116.62	105.20
26	1H	541	C	N3-C2-O2	-5.19	118.27	121.90
26	1H	703	U	C5-C6-N1	-5.19	120.10	122.70
26	1H	864	G	C5-C6-N1	5.19	114.10	111.50
26	1H	2241	A	C2-N3-C4	-5.19	108.00	110.60
27	16	61	G	C8-N9-C4	-5.19	104.32	106.40
36	38	141	VAL	C-N-CA	5.19	134.68	121.70
23	2L	35	C	N1-C2-O2	5.19	122.01	118.90
26	14	1802	A	C6-N1-C2	-5.19	115.49	118.60
26	14	2596	U	O5'-P-OP2	-5.19	101.03	105.70
1	13	330	C	N3-C2-O2	-5.19	118.27	121.90
26	1H	821	A	OP2-P-O3'	5.19	116.62	105.20
26	1H	1556	C	O5'-P-OP2	-5.19	101.03	105.70
26	1H	623	G	C4-C5-N7	5.19	112.88	110.80
26	1H	888	C	C2-N1-C1'	5.19	124.51	118.80
26	1H	1417	C	C5-C6-N1	5.19	123.59	121.00
26	1H	1855	G	OP1-P-O3'	5.19	116.61	105.20
26	1H	2503	A	O5'-P-OP1	5.19	116.92	110.70
26	14	2598	A	C8-N9-C4	5.19	107.88	105.80
26	1H	1558	A	OP2-P-O3'	5.19	116.61	105.20
26	1H	1931	U	C6-N1-C2	-5.19	117.89	121.00
1	1G	232	G	C8-N9-C1'	-5.19	120.26	127.00
1	1G	785	G	C2-N3-C4	-5.19	109.31	111.90
1	13	900	A	N9-C4-C5	-5.18	103.73	105.80
26	1H	2354	G	C8-N9-C1'	-5.18	120.26	127.00
26	1H	2538	C	C6-N1-C2	5.18	122.37	120.30
26	14	664	C	N3-C4-N4	-5.18	114.37	118.00
26	14	783	A	O5'-P-OP1	5.18	116.92	110.70
27	1J	22	U	C2-N1-C1'	5.18	123.92	117.70
26	1H	805	G	N3-C4-N9	5.18	129.11	126.00
26	1H	1960	A	O5'-P-OP2	-5.18	101.04	105.70

Continued on next page...

Continued from previous page...

Mol	Chain	Res	Type	Atoms	Z	Observed(°)	Ideal(°)
1	1G	64	G	C4-N9-C1'	5.18	133.24	126.50
1	1G	1496	C	O5'-P-OP2	-5.18	101.03	105.70
26	14	1288	U	OP1-P-OP2	5.18	127.37	119.60
1	13	862	C	C5-C6-N1	-5.18	118.41	121.00
26	1H	1975	G	N9-C4-C5	-5.18	103.33	105.40
26	14	2779	U	C2-N3-C4	-5.18	123.89	127.00
26	1H	725	G	N7-C8-N9	5.18	115.69	113.10
26	1H	775	G	N3-C4-N9	5.18	129.11	126.00
1	1G	288	A	N1-C6-N6	5.18	121.71	118.60
26	14	1383	C	N3-C2-O2	5.18	125.53	121.90
26	14	2213	U	C2-N1-C1'	5.18	123.91	117.70
26	14	2442	C	N3-C2-O2	-5.18	118.28	121.90
26	14	2519	U	C5-C4-O4	-5.18	122.79	125.90
26	14	2593	U	C6-N1-C2	5.18	124.11	121.00
26	1H	1967	C	OP1-P-OP2	5.18	127.37	119.60
26	1H	2317	C	N1-C2-O2	-5.18	115.79	118.90
26	1H	2571	C	C6-N1-C2	-5.18	118.23	120.30
1	1G	195	A	C8-N9-C4	-5.18	103.73	105.80
1	1G	784	C	N3-C2-O2	5.18	125.53	121.90
26	1H	180	G	N1-C6-O6	5.18	123.01	119.90
26	1H	518	G	N1-C6-O6	-5.18	116.79	119.90
26	1H	1215	G	C4-C5-C6	5.18	121.91	118.80
23	2L	13	C	C6-N1-C2	-5.18	118.23	120.30
26	14	803	U	N1-C2-N3	5.18	118.01	114.90
26	14	1489	U	O4'-C1'-N1	5.18	112.34	108.20
26	14	1661	G	N3-C4-C5	5.18	131.19	128.60
1	13	784	C	C6-N1-C2	5.17	122.37	120.30
24	3K	16	C	C2-N1-C1'	5.17	124.49	118.80
26	1H	200	U	C4-C5-C6	5.17	122.81	119.70
26	1H	2380	C	N1-C2-O2	-5.17	115.80	118.90
26	1H	2580	U	C6-N1-C2	-5.17	117.89	121.00
24	3L	12	U	N1-C2-O2	5.17	126.42	122.80
26	14	1928	A	N7-C8-N9	-5.17	111.21	113.80
27	1J	30	C	N3-C4-C5	-5.17	119.83	121.90
22	1L	35	I	C1'-N9-C4	-5.17	110.48	126.00
22	1L	42	G	C4-C5-N7	5.17	112.87	110.80
26	14	575	A	O5'-P-OP1	-5.17	101.05	105.70
26	14	2529	G	C8-N9-C4	-5.17	104.33	106.40
24	3K	2	C	C5-C6-N1	5.17	123.59	121.00
26	1H	783	A	N9-C1'-C2'	-5.17	106.31	112.00
26	1H	1022	G	N7-C8-N9	5.17	115.69	113.10
26	1H	1782	C	N3-C4-N4	5.17	121.62	118.00

Continued on next page...

Continued from previous page...

Mol	Chain	Res	Type	Atoms	Z	Observed(°)	Ideal(°)
26	1H	2396	G	N3-C4-N9	-5.17	122.90	126.00
26	14	1805	U	C5-C4-O4	-5.17	122.80	125.90
26	1H	1825	A	N1-C6-N6	-5.17	115.50	118.60
26	1H	2067	G	C8-N9-C4	-5.17	104.33	106.40
1	1G	1498	U	C2-N1-C1'	5.17	123.90	117.70
26	14	1191	G	O5'-P-OP2	-5.17	101.05	105.70
26	1H	483	A	O5'-P-OP1	-5.17	101.05	105.70
26	1H	989	G	N1-C6-O6	5.17	123.00	119.90
26	1H	1021	A	N3-C4-C5	5.17	130.42	126.80
26	1H	2559	C	C4-C5-C6	5.17	119.98	117.40
1	1G	991	U	C5-C6-N1	5.17	125.28	122.70
26	14	676	A	N1-C6-N6	5.17	121.70	118.60
1	13	108	G	O4'-C1'-N9	5.17	112.33	108.20
1	13	733	A	O4'-C1'-N9	5.17	112.33	108.20
26	1H	750	A	OP1-P-O3'	5.17	116.57	105.20
26	14	826	U	C5-C6-N1	-5.17	120.12	122.70
26	1H	567	A	C6-C5-N7	-5.17	128.68	132.30
26	1H	2689	U	N3-C2-O2	-5.17	118.58	122.20
1	1G	1322	C	C6-N1-C1'	-5.17	114.60	120.80
26	14	1561	G	N3-C2-N2	-5.17	116.28	119.90
26	1H	194	G	C5-C6-O6	-5.16	125.50	128.60
26	1H	435	C	N3-C4-C5	-5.16	119.83	121.90
26	1H	668	G	N1-C6-O6	5.16	123.00	119.90
26	1H	1784	A	O4'-C1'-N9	-5.16	104.07	108.20
26	1H	1799	G	N3-C2-N2	5.16	123.52	119.90
1	1G	135	C	N3-C2-O2	5.16	125.52	121.90
26	14	97	C	N1-C2-O2	5.16	122.00	118.90
26	14	2086	U	O5'-P-OP2	-5.16	101.05	105.70
26	1H	146	G	O5'-P-OP2	-5.16	101.05	105.70
26	1H	218	A	C2-N3-C4	-5.16	108.02	110.60
26	1H	1516	U	O5'-P-OP2	-5.16	101.05	105.70
26	1H	1827	C	OP1-P-O3'	5.16	116.56	105.20
26	14	2376	A	C8-N9-C4	5.16	107.86	105.80
26	1H	691	C	C6-N1-C2	5.16	122.36	120.30
26	1H	2351	G	C8-N9-C1'	-5.16	120.29	127.00
26	14	457	A	C5-N7-C8	-5.16	101.32	103.90
26	14	603	A	N9-C1'-C2'	5.16	120.71	114.00
26	14	2237	G	N1-C2-N3	5.16	127.00	123.90
1	13	1374	A	N1-C6-N6	5.16	121.70	118.60
26	1H	54	G	N3-C2-N2	5.16	123.51	119.90
26	1H	330	A	N9-C4-C5	-5.16	103.74	105.80
26	1H	1831	G	C8-N9-C4	-5.16	104.34	106.40

Continued on next page...

Continued from previous page...

Mol	Chain	Res	Type	Atoms	Z	Observed(°)	Ideal(°)
1	13	1178	G	C8-N9-C4	-5.16	104.34	106.40
23	2K	61	U	C5-C6-N1	-5.16	120.12	122.70
26	1H	415	A	C6-C5-N7	-5.16	128.69	132.30
26	1H	458	G	C5-C6-O6	5.16	131.69	128.60
26	1H	697	C	C5-C4-N4	-5.16	116.59	120.20
26	1H	881	G	C4-N9-C1'	5.16	133.20	126.50
26	1H	1239	G	OP2-P-O3'	5.16	116.54	105.20
26	14	432	A	N9-C4-C5	-5.16	103.74	105.80
26	1H	2827	C	N3-C2-O2	5.15	125.51	121.90
26	14	792	G	N1-C6-O6	-5.15	116.81	119.90
26	14	2318	G	N7-C8-N9	5.15	115.68	113.10
27	1J	114	G	N7-C8-N9	-5.15	110.52	113.10
1	13	738	C	C5-C6-N1	5.15	123.58	121.00
1	13	1379	G	C8-N9-C1'	-5.15	120.30	127.00
26	1H	146	G	N1-C2-N2	-5.15	111.56	116.20
26	1H	577	G	C6-C5-N7	-5.15	127.31	130.40
26	1H	693	C	OP1-P-OP2	5.15	127.33	119.60
26	1H	1229	G	N1-C2-N3	5.15	126.99	123.90
26	1H	1656	C	N3-C4-C5	-5.15	119.84	121.90
26	1H	1955	U	C2-N1-C1'	5.15	123.88	117.70
1	13	317	G	C8-N9-C1'	-5.15	120.30	127.00
26	1H	66	C	C5-C6-N1	5.15	123.58	121.00
26	1H	101	G	N3-C4-N9	5.15	129.09	126.00
26	1H	949	C	N1-C2-O2	-5.15	115.81	118.90
27	16	49	C	N3-C4-N4	5.15	121.61	118.00
1	1G	191	G	C8-N9-C4	-5.15	104.34	106.40
1	1G	1139	G	N3-C4-C5	5.15	131.18	128.60
1	1G	1465	C	C5-C6-N1	5.15	123.58	121.00
1	13	335	C	C2-N1-C1'	-5.15	113.14	118.80
26	1H	211	A	C8-N9-C4	5.15	107.86	105.80
26	1H	1735	C	N3-C4-C5	5.15	123.96	121.90
1	1G	1353	G	C4-N9-C1'	5.15	133.19	126.50
1	13	792	A	C1'-O4'-C4'	-5.15	105.78	109.90
26	1H	624	C	C6-N1-C2	5.15	122.36	120.30
26	1H	860	U	N1-C2-O2	5.15	126.40	122.80
26	1H	1448	G	O5'-P-OP1	-5.15	101.07	105.70
26	1H	1499	C	C6-N1-C1'	5.15	126.98	120.80
26	1H	1517	G	OP1-P-O3'	5.15	116.53	105.20
26	14	171	G	N3-C4-C5	-5.15	126.03	128.60
26	14	1281	G	C5-C6-O6	-5.15	125.51	128.60
26	14	1795	C	C6-N1-C2	-5.15	118.24	120.30
1	13	523	A	C4-C5-N7	5.14	113.27	110.70

Continued on next page...

Continued from previous page...

Mol	Chain	Res	Type	Atoms	Z	Observed(°)	Ideal(°)
1	13	1362(A)	C	C6-N1-C2	5.14	122.36	120.30
26	1H	28	A	C6-C5-N7	-5.14	128.70	132.30
26	1H	300	A	O5'-P-OP2	-5.14	101.07	105.70
26	1H	866	A	N7-C8-N9	5.14	116.37	113.80
26	1H	1333	C	N3-C4-N4	5.14	121.60	118.00
26	1H	1838	C	C6-N1-C2	5.14	122.36	120.30
26	14	759	G	C8-N9-C4	5.14	108.46	106.40
1	13	795	C	C4-C5-C6	5.14	119.97	117.40
1	13	1501	C	N1-C2-O2	-5.14	115.81	118.90
26	1H	245	G	C4-N9-C1'	5.14	133.18	126.50
26	1H	1421	G	C6-C5-N7	-5.14	127.31	130.40
26	1H	1839	G	C8-N9-C4	5.14	108.46	106.40
26	1H	2092	U	N3-C2-O2	-5.14	118.60	122.20
51	I8	37	LEU	CA-CB-CG	5.14	127.13	115.30
26	14	911	A	C8-N9-C4	-5.14	103.74	105.80
26	14	1256	G	C4-N9-C1'	5.14	133.18	126.50
26	1H	786	C	OP2-P-O3'	5.14	116.51	105.20
26	1H	1109	C	P-O3'-C3'	5.14	125.87	119.70
26	1H	1758	G	C5-C6-O6	-5.14	125.52	128.60
26	14	1550	C	N1-C2-O2	-5.14	115.81	118.90
26	14	1808	U	N1-C2-N3	-5.14	111.81	114.90
1	13	535	A	N9-C4-C5	5.14	107.86	105.80
1	13	1517	G	C4-C5-N7	5.14	112.86	110.80
26	14	468	G	C8-N9-C4	5.14	108.46	106.40
26	14	486	C	N3-C4-N4	5.14	121.60	118.00
26	14	2019	A	N1-C6-N6	5.14	121.68	118.60
26	14	2700	C	N3-C4-C5	5.14	123.96	121.90
26	1H	723	G	C8-N9-C1'	-5.14	120.32	127.00
26	1H	797	C	C5-C6-N1	-5.14	118.43	121.00
26	1H	1202	C	N1-C2-O2	-5.14	115.82	118.90
1	1G	183	G	N1-C6-O6	5.14	122.98	119.90
1	1G	1528	U	O5'-P-OP2	-5.14	101.08	105.70
26	14	1380	G	C4-C5-N7	5.14	112.86	110.80
26	14	2704	C	C6-N1-C2	5.14	122.36	120.30
26	1H	750	A	P-O3'-C3'	-5.13	113.54	119.70
26	1H	2029	G	C4-C5-N7	5.13	112.85	110.80
26	1H	2048	G	N9-C4-C5	5.13	107.45	105.40
26	1H	2376	A	N7-C8-N9	-5.13	111.23	113.80
27	16	100	G	N9-C4-C5	-5.13	103.35	105.40
36	38	68	LEU	CA-CB-CG	5.13	127.11	115.30
1	1G	581	G	C5-C6-O6	-5.13	125.52	128.60
26	14	467	G	O5'-P-OP2	-5.13	101.08	105.70

Continued on next page...

Continued from previous page...

Mol	Chain	Res	Type	Atoms	Z	Observed(°)	Ideal(°)
26	14	2021	C	N3-C2-O2	-5.13	118.31	121.90
26	1H	2743	C	C2-N3-C4	-5.13	117.33	119.90
1	13	791	G	N3-C4-N9	5.13	129.08	126.00
26	1H	884	C	P-O3'-C3'	5.13	125.86	119.70
26	1H	1857	G	C8-N9-C1'	-5.13	120.33	127.00
26	14	575	A	O5'-P-OP2	5.13	116.86	110.70
26	14	785	G	N3-C2-N2	-5.13	116.31	119.90
26	14	866	A	C8-N9-C1'	-5.13	118.46	127.70
26	14	1440	G	N1-C6-O6	5.13	122.98	119.90
26	14	2113	U	C5-C6-N1	5.13	125.27	122.70
26	14	2591	C	N3-C2-O2	5.13	125.49	121.90
26	1H	843	G	OP2-P-O3'	5.13	116.49	105.20
26	1H	1571	A	N7-C8-N9	-5.13	111.23	113.80
26	1H	2412	A	C6-N1-C2	-5.13	115.52	118.60
1	13	529	G	C4-C5-N7	5.13	112.85	110.80
1	13	575	G	C4-N9-C1'	-5.13	119.83	126.50
26	1H	917	A	C4-C5-N7	5.13	113.26	110.70
26	1H	2244	U	N1-C2-N3	5.13	117.98	114.90
1	1G	769	G	N1-C6-O6	5.13	122.98	119.90
1	1G	855	G	C5-C6-O6	-5.13	125.52	128.60
22	1L	35	I	C1'-N9-C8	5.13	141.39	126.00
26	14	1281	G	C5-N7-C8	-5.13	101.74	104.30
26	14	1852	C	C6-N1-C2	-5.13	118.25	120.30
1	13	936	C	N1-C2-O2	5.13	121.97	118.90
26	1H	404	C	OP2-P-O3'	5.13	116.48	105.20
26	1H	528	A	C4-N9-C1'	-5.13	117.07	126.30
26	1H	2773	C	N1-C2-O2	-5.13	115.82	118.90
27	16	112	G	C8-N9-C4	5.13	108.45	106.40
26	14	1377	G	C8-N9-C4	-5.13	104.35	106.40
26	14	2062	A	C8-N9-C1'	5.13	136.93	127.70
1	13	882	C	N3-C4-C5	-5.12	119.85	121.90
1	13	965	A	N1-C6-N6	5.12	121.67	118.60
26	1H	210	C	C5-C4-N4	-5.12	116.61	120.20
26	1H	1314	C	N3-C2-O2	-5.12	118.31	121.90
26	1H	1994	C	O5'-P-OP2	-5.12	101.09	105.70
26	14	769	G	C8-N9-C4	5.12	108.45	106.40
26	14	922	U	OP1-P-O3'	5.12	116.48	105.20
26	14	1129	A	O4'-C1'-N9	5.12	112.30	108.20
26	1H	1265	A	C8-N9-C4	-5.12	103.75	105.80
1	1G	422	C	O4'-C1'-N1	5.12	112.30	108.20
1	1G	613	C	C6-N1-C2	-5.12	118.25	120.30
26	14	1145	C	C5-C6-N1	5.12	123.56	121.00

Continued on next page...

Continued from previous page...

Mol	Chain	Res	Type	Atoms	Z	Observed(°)	Ideal(°)
26	14	2376	A	C2-N3-C4	-5.12	108.04	110.60
26	1H	1415	U	N3-C4-O4	-5.12	115.81	119.40
26	1H	2362	G	C8-N9-C1'	-5.12	120.34	127.00
26	1H	2603	G	OP1-P-O3'	5.12	116.47	105.20
23	2L	77	A	C4-C5-N7	5.12	113.26	110.70
26	14	829	A	N1-C6-N6	5.12	121.67	118.60
26	14	1253	A	N1-C6-N6	5.12	121.67	118.60
26	14	2277	G	N1-C6-O6	-5.12	116.83	119.90
27	1J	30	C	C5-C6-N1	5.12	123.56	121.00
1	13	481	G	C6-C5-N7	-5.12	127.33	130.40
26	1H	37	C	N1-C2-O2	5.12	121.97	118.90
1	13	457	C	C6-N1-C2	-5.12	118.25	120.30
26	1H	761	A	C8-N9-C4	5.12	107.85	105.80
26	1H	2507	C	N3-C4-C5	-5.12	119.85	121.90
26	1H	2585	U	N3-C4-O4	-5.12	115.82	119.40
26	1H	1492	G	C5-C6-O6	-5.12	125.53	128.60
26	1H	1650	G	N9-C4-C5	-5.12	103.35	105.40
26	14	1142	U	N3-C2-O2	-5.12	118.62	122.20
1	13	509	A	P-O3'-C3'	5.12	125.84	119.70
1	13	1506	U	C5-C4-O4	-5.12	122.83	125.90
23	2K	77	A	N1-C2-N3	-5.12	126.74	129.30
26	1H	682	G	C4-N9-C1'	5.12	133.15	126.50
26	1H	2025	C	N3-C4-N4	5.12	121.58	118.00
26	1H	2645	G	N7-C8-N9	5.12	115.66	113.10
44	B8	18	ASP	C-N-CA	-5.12	108.91	121.70
26	14	1628	G	N7-C8-N9	-5.12	110.54	113.10
26	14	1966	A	N1-C6-N6	5.12	121.67	118.60
1	13	903	G	N1-C2-N2	-5.11	111.60	116.20
23	2K	27	G	C5-N7-C8	-5.11	101.74	104.30
26	1H	943	U	N1-C2-O2	-5.11	119.22	122.80
26	1H	1612	C	N3-C2-O2	5.11	125.48	121.90
26	1H	1751	C	N3-C2-O2	5.11	125.48	121.90
26	1H	1907	G	N3-C2-N2	-5.11	116.32	119.90
26	1H	2377	A	N3-C4-C5	5.11	130.38	126.80
1	1G	180	U	C6-N1-C2	-5.11	117.93	121.00
1	1G	819	A	OP2-P-O3'	5.11	116.45	105.20
26	14	621	A	N1-C2-N3	5.11	131.86	129.30
26	14	825	C	N1-C2-O2	-5.11	115.83	118.90
26	14	1528	A	C4-C5-N7	5.11	113.26	110.70
26	1H	600	G	N7-C8-N9	-5.11	110.54	113.10
26	1H	2258	C	C2-N3-C4	-5.11	117.34	119.90
26	1H	2440	C	C5-C4-N4	5.11	123.78	120.20

Continued on next page...

Continued from previous page...

Mol	Chain	Res	Type	Atoms	Z	Observed(°)	Ideal(°)
26	14	1594	G	N1-C6-O6	5.11	122.97	119.90
45	85	83	LEU	CA-CB-CG	-5.11	103.54	115.30
1	13	966	G	N3-C4-N9	5.11	129.07	126.00
26	1H	210	C	OP2-P-O3'	5.11	116.44	105.20
26	1H	649	G	C8-N9-C4	-5.11	104.36	106.40
26	1H	1349	A	C2-N3-C4	-5.11	108.04	110.60
26	1H	1606	G	C8-N9-C1'	-5.11	120.36	127.00
26	1H	2606	C	N3-C2-O2	5.11	125.48	121.90
26	14	476	G	OP1-P-OP2	5.11	127.27	119.60
26	14	579	G	N3-C4-C5	-5.11	126.05	128.60
26	14	1348	G	N1-C6-O6	5.11	122.97	119.90
26	14	2485	G	N3-C4-C5	5.11	131.16	128.60
1	13	1200	C	N1-C2-N3	-5.11	115.62	119.20
26	1H	1364	G	O5'-P-OP1	5.11	116.83	110.70
26	1H	1497	U	N3-C4-O4	5.11	122.98	119.40
26	1H	2259	G	OP1-P-OP2	-5.11	111.94	119.60
26	14	74	A	O4'-C1'-N9	-5.11	104.11	108.20
26	14	1275	A	N1-C6-N6	5.11	121.67	118.60
26	14	1992	G	C4-C5-N7	-5.11	108.76	110.80
1	13	966	G	C8-N9-C4	5.11	108.44	106.40
26	1H	300	A	O4'-C1'-N9	5.11	112.29	108.20
26	1H	2726	U	C5-C6-N1	-5.11	120.15	122.70
26	14	192	C	N1-C2-O2	-5.11	115.84	118.90
26	14	2307	G	C8-N9-C1'	-5.11	120.36	127.00
26	14	2710	C	OP2-P-O3'	5.11	116.44	105.20
1	13	726	C	OP1-P-O3'	5.11	116.43	105.20
1	13	1517	G	OP1-P-O3'	5.11	116.43	105.20
26	1H	2755	C	N3-C4-C5	-5.11	119.86	121.90
26	14	589	C	N3-C2-O2	5.11	125.47	121.90
26	14	1624	G	N9-C4-C5	-5.11	103.36	105.40
26	1H	2123	G	O4'-C1'-N9	5.10	112.28	108.20
26	14	1827	C	N3-C4-N4	-5.10	114.43	118.00
26	14	2609	U	C5-C4-O4	-5.10	122.84	125.90
26	1H	70	G	C8-N9-C4	-5.10	104.36	106.40
26	1H	180	G	N3-C4-C5	5.10	131.15	128.60
26	1H	942	G	N3-C2-N2	-5.10	116.33	119.90
26	1H	2489	G	OP2-P-O3'	5.10	116.43	105.20
1	1G	968	A	N1-C6-N6	5.10	121.66	118.60
26	14	82	G	C8-N9-C4	5.10	108.44	106.40
26	14	270(Z)	U	C5-C6-N1	-5.10	120.15	122.70
26	14	1782	C	N3-C4-C5	5.10	123.94	121.90
27	16	11	C	C6-N1-C2	-5.10	118.26	120.30

Continued on next page...

Continued from previous page...

Mol	Chain	Res	Type	Atoms	Z	Observed(°)	Ideal(°)
7	62	141	VAL	C-N-CA	5.10	134.45	121.70
26	14	2284	C	N1-C2-O2	-5.10	115.84	118.90
1	13	1488	G	N9-C4-C5	-5.10	103.36	105.40
1	13	1511	G	C4-N9-C1'	5.10	133.13	126.50
26	1H	630	G	N1-C6-O6	5.10	122.96	119.90
26	1H	2291	U	C6-N1-C2	-5.10	117.94	121.00
1	1G	360	A	N9-C4-C5	-5.10	103.76	105.80
13	4A	66	LEU	CA-CB-CG	5.10	127.03	115.30
26	14	1774	C	O5'-P-OP1	-5.10	101.11	105.70
26	14	2217	G	N1-C6-O6	5.10	122.96	119.90
26	14	2281	C	C5-C4-N4	-5.10	116.63	120.20
26	14	2512	C	N3-C4-C5	5.10	123.94	121.90
26	1H	188	G	C4-C5-N7	5.10	112.84	110.80
26	1H	617	G	OP1-P-OP2	-5.10	111.95	119.60
27	16	103	U	C2-N1-C1'	-5.10	111.58	117.70
1	1G	1288	A	N1-C6-N6	-5.10	115.54	118.60
1	1G	1400	C	N1-C2-O2	5.10	121.96	118.90
24	3L	47	G	C8-N9-C1'	5.10	133.63	127.00
26	14	2371	G	N9-C4-C5	-5.10	103.36	105.40
26	14	2415	G	C4-N9-C1'	5.10	133.13	126.50
26	14	2823	A	O5'-P-OP2	-5.10	101.11	105.70
27	1J	89(A)	A	O4'-C1'-N9	5.10	112.28	108.20
26	1H	2043	C	C5-C4-N4	-5.10	116.63	120.20
1	13	117	G	C4-C5-N7	5.09	112.84	110.80
1	13	549	C	C6-N1-C2	5.09	122.34	120.30
26	1H	1742	C	C6-N1-C2	-5.09	118.26	120.30
26	1H	2544	G	C4-C5-N7	5.09	112.84	110.80
26	14	1613	G	N1-C6-O6	-5.09	116.84	119.90
26	14	2281	C	N1-C2-O2	-5.09	115.84	118.90
26	14	2815	C	O5'-P-OP1	-5.09	101.11	105.70
1	1G	87	A	C6-C5-N7	-5.09	128.74	132.30
23	2K	23	G	C8-N9-C1'	5.09	133.62	127.00
26	1H	778	G	C5-C6-O6	5.09	131.66	128.60
26	1H	863	A	O5'-P-OP1	5.09	116.81	110.70
26	1H	1122	G	C4-C5-N7	5.09	112.84	110.80
26	1H	1250	G	N9-C4-C5	-5.09	103.36	105.40
26	1H	1608	A	C8-N9-C4	5.09	107.84	105.80
26	1H	2339	G	C8-N9-C4	5.09	108.44	106.40
26	1H	2761	G	N1-C2-N3	5.09	126.95	123.90
26	14	1326	U	N1-C2-N3	5.09	117.95	114.90
26	14	2075	U	C5-C6-N1	-5.09	120.15	122.70
1	13	1502	A	N9-C1'-C2'	5.09	120.62	114.00

Continued on next page...

Continued from previous page...

Mol	Chain	Res	Type	Atoms	Z	Observed(°)	Ideal(°)
26	1H	338	G	N3-C4-N9	5.09	129.05	126.00
26	1H	735	A	N9-C4-C5	-5.09	103.76	105.80
26	1H	1270	C	C2-N3-C4	-5.09	117.36	119.90
26	1H	2428	G	C5-C6-O6	5.09	131.65	128.60
26	14	1785	A	C4-C5-C6	5.09	119.55	117.00
26	14	2415	G	N3-C4-N9	5.09	129.05	126.00
26	14	2600	A	OP2-P-O3'	5.09	116.40	105.20
1	13	2	U	P-O3'-C3'	5.09	125.81	119.70
1	13	1299	A	N7-C8-N9	5.09	116.34	113.80
26	1H	1557	C	C6-N1-C2	5.09	122.33	120.30
26	14	843	G	C4-C5-N7	5.09	112.83	110.80
26	14	2038	G	N1-C2-N2	-5.09	111.62	116.20
1	13	479	C	C6-N1-C2	-5.09	118.27	120.30
1	13	793	U	C6-N1-C2	-5.09	117.95	121.00
1	13	963	G	N3-C4-C5	-5.09	126.06	128.60
1	13	1381	U	N3-C2-O2	-5.09	118.64	122.20
26	1H	1612	C	N1-C2-O2	-5.09	115.85	118.90
26	1H	1915	U	N3-C2-O2	-5.09	118.64	122.20
26	14	2072	G	N9-C4-C5	-5.09	103.36	105.40
26	14	2217	G	C6-C5-N7	-5.09	127.35	130.40
26	14	2359	C	N3-C4-N4	-5.09	114.44	118.00
26	1H	36	G	C4-C5-N7	-5.08	108.77	110.80
26	14	189	G	N9-C4-C5	-5.08	103.37	105.40
26	14	1936	A	O4'-C1'-N9	5.08	112.27	108.20
1	13	756	C	OP2-P-O3'	5.08	116.39	105.20
26	1H	909	A	C8-N9-C4	-5.08	103.77	105.80
26	1H	972	G	C5-C6-O6	5.08	131.65	128.60
26	1H	2444	G	C8-N9-C4	-5.08	104.37	106.40
1	1G	1487	G	N3-C4-C5	5.08	131.14	128.60
26	14	1138	G	C8-N9-C4	-5.08	104.37	106.40
26	14	2126	A	O4'-C1'-N9	5.08	112.27	108.20
1	13	764	C	N3-C4-C5	-5.08	119.87	121.90
22	1K	35	I	C1'-N9-C4	-5.08	110.75	126.00
26	1H	613	U	C6-N1-C2	-5.08	117.95	121.00
26	1H	625	G	C5-C6-O6	-5.08	125.55	128.60
26	1H	1800	C	O4'-C1'-N1	5.08	112.27	108.20
26	1H	1953	A	C5-C6-N1	5.08	120.24	117.70
1	1G	579	G	N1-C6-O6	5.08	122.95	119.90
26	14	1313	U	O4'-C1'-N1	5.08	112.26	108.20
26	1H	1278	A	C8-N9-C4	5.08	107.83	105.80
26	1H	1857	G	N9-C4-C5	-5.08	103.37	105.40
26	1H	2644	G	C5-C6-N1	-5.08	108.96	111.50

Continued on next page...

Continued from previous page...

Mol	Chain	Res	Type	Atoms	Z	Observed(°)	Ideal(°)
1	13	317	G	N3-C4-N9	5.08	129.05	126.00
1	13	377	G	N3-C4-C5	-5.08	126.06	128.60
26	1H	101	G	C8-N9-C4	5.08	108.43	106.40
26	1H	362	U	O4'-C1'-N1	5.08	112.26	108.20
26	1H	673	C	OP1-P-OP2	-5.08	111.98	119.60
26	1H	2518	A	N7-C8-N9	5.08	116.34	113.80
26	1H	2523	G	C8-N9-C4	-5.08	104.37	106.40
26	14	1776	G	C8-N9-C1'	-5.08	120.40	127.00
1	13	172	A	C8-N9-C4	-5.08	103.77	105.80
1	13	970	C	OP2-P-O3'	5.08	116.37	105.20
26	1H	120	U	N3-C2-O2	-5.08	118.65	122.20
26	1H	1367	A	N1-C6-N6	5.08	121.65	118.60
26	1H	2367	G	N1-C6-O6	5.08	122.95	119.90
26	14	460	A	N1-C6-N6	5.08	121.65	118.60
26	14	1276	A	C4-C5-N7	5.08	113.24	110.70
26	14	2086	U	N3-C2-O2	-5.08	118.65	122.20
1	13	874	G	N3-C4-N9	5.08	129.05	126.00
26	1H	910	A	C4-C5-C6	5.08	119.54	117.00
26	1H	1568	G	C4-N9-C1'	-5.08	119.90	126.50
26	1H	1844	C	N1-C2-O2	-5.08	115.86	118.90
26	1H	2271	G	C4-C5-N7	5.08	112.83	110.80
26	14	273(D)	C	O5'-P-OP2	-5.08	101.13	105.70
26	14	1930	G	N3-C4-N9	-5.08	122.95	126.00
1	13	760	G	C4-C5-N7	5.07	112.83	110.80
26	1H	245	G	C5-N7-C8	-5.07	101.76	104.30
26	1H	481	G	C2-N3-C4	-5.07	109.36	111.90
1	1G	944	G	C4-N9-C1'	5.07	133.10	126.50
26	14	949	C	C2-N1-C1'	-5.07	113.22	118.80
26	14	1376	C	O5'-P-OP1	-5.07	101.13	105.70
26	14	2169	A	N7-C8-N9	5.07	116.34	113.80
26	14	2240	C	C6-N1-C2	5.07	122.33	120.30
26	14	2308	G	N1-C6-O6	-5.07	116.86	119.90
26	14	2433	A	C5-C6-N6	-5.07	119.64	123.70
27	1J	15	A	OP1-P-O3'	5.07	116.36	105.20
1	1G	1473	A	C8-N9-C4	5.07	107.83	105.80
26	14	2366	A	C8-N9-C4	-5.07	103.77	105.80
1	13	585	G	C8-N9-C1'	-5.07	120.41	127.00
26	1H	561	G	C2-N3-C4	-5.07	109.36	111.90
26	1H	2308	G	C5-C6-N1	-5.07	108.97	111.50
26	14	1831	G	C2-N3-C4	-5.07	109.36	111.90
26	14	2252	G	C8-N9-C4	5.07	108.43	106.40
1	13	784	C	N1-C2-O2	-5.07	115.86	118.90

Continued on next page...

Continued from previous page...

Mol	Chain	Res	Type	Atoms	Z	Observed(°)	Ideal(°)
26	1H	2041	U	C6-N1-C2	5.07	124.04	121.00
26	1H	2626	C	C6-N1-C2	5.07	122.33	120.30
22	1L	19	G	N3-C4-C5	-5.07	126.06	128.60
26	14	1598	C	C5-C6-N1	5.07	123.53	121.00
1	13	529	G	C5-C6-O6	-5.07	125.56	128.60
1	13	1414	U	C5-C6-N1	-5.07	120.17	122.70
26	1H	467	G	C4-C5-N7	-5.07	108.77	110.80
26	1H	2403	C	C5-C6-N1	5.07	123.53	121.00
26	14	1762	A	C8-N9-C4	-5.07	103.77	105.80
26	14	2456	C	N3-C4-C5	-5.07	119.87	121.90
26	1H	473	G	N1-C2-N3	5.07	126.94	123.90
26	1H	816	C	C5-C4-N4	-5.07	116.65	120.20
26	1H	1500	G	C5-C6-O6	-5.07	125.56	128.60
26	14	101	G	C6-C5-N7	-5.07	127.36	130.40
26	14	530	G	N1-C2-N2	-5.07	111.64	116.20
26	14	2000	G	C4-C5-N7	5.07	112.83	110.80
1	13	1513	A	C5-C6-N6	-5.06	119.65	123.70
26	1H	1421	G	N1-C6-O6	5.06	122.94	119.90
26	1H	2293	C	N3-C2-O2	-5.06	118.36	121.90
1	13	900	A	C8-N9-C4	5.06	107.83	105.80
26	1H	1343	G	C4-N9-C1'	5.06	133.08	126.50
26	1H	1385	G	N3-C4-C5	5.06	131.13	128.60
26	1H	2259	G	C6-C5-N7	-5.06	127.36	130.40
26	14	1249	U	O5'-P-OP2	-5.06	101.14	105.70
26	14	2522	U	C5-C6-N1	-5.06	120.17	122.70
1	13	1336	C	P-O3'-C3'	5.06	125.77	119.70
26	1H	1202	C	C4-C5-C6	5.06	119.93	117.40
26	1H	1983	C	C5-C6-N1	-5.06	118.47	121.00
26	14	2346	A	C4-C5-C6	5.06	119.53	117.00
26	1H	1517	G	N9-C4-C5	-5.06	103.38	105.40
26	1H	2055	C	OP2-P-O3'	5.06	116.33	105.20
26	1H	2254	C	N3-C2-O2	5.06	125.44	121.90
26	1H	2277	G	C8-N9-C4	-5.06	104.38	106.40
1	1G	105	G	C4-N9-C1'	5.06	133.08	126.50
26	14	121	G	C4-N9-C1'	5.06	133.08	126.50
26	14	621	A	N7-C8-N9	5.06	116.33	113.80
26	14	623	G	N3-C4-C5	5.06	131.13	128.60
26	14	1616	A	OP1-P-OP2	5.06	127.19	119.60
26	1H	920	G	N9-C4-C5	-5.06	103.38	105.40
26	1H	1082	U	C2-N1-C1'	5.06	123.77	117.70
26	1H	2418	A	O5'-P-OP1	5.06	116.77	110.70
1	1G	191	G	N3-C4-C5	-5.06	126.07	128.60

Continued on next page...

Continued from previous page...

Mol	Chain	Res	Type	Atoms	Z	Observed(°)	Ideal(°)
24	3L	64	U	N1-C2-N3	-5.06	111.87	114.90
26	1H	937	U	N3-C2-O2	5.06	125.74	122.20
26	14	1249	U	OP1-P-OP2	5.06	127.18	119.60
26	14	1776	G	N3-C4-C5	-5.06	126.07	128.60
26	14	2224	G	C4-N9-C1'	5.06	133.07	126.50
23	2K	7	G	C2-N3-C4	-5.05	109.37	111.90
26	1H	803	U	OP2-P-O3'	5.05	116.32	105.20
26	1H	1602	U	C2-N3-C4	-5.05	123.97	127.00
26	1H	1623	G	N1-C6-O6	-5.05	116.87	119.90
26	1H	2749	A	OP1-P-O3'	5.05	116.32	105.20
26	1H	2782	G	C6-C5-N7	-5.05	127.37	130.40
26	14	390	A	C5-C6-N1	-5.05	115.17	117.70
26	14	2001	A	C6-C5-N7	-5.05	128.76	132.30
26	14	2688	U	N1-C2-O2	5.05	126.34	122.80
26	1H	188	G	C8-N9-C4	5.05	108.42	106.40
26	1H	2247	A	C5-C6-N1	-5.05	115.17	117.70
26	14	2595	G	OP1-P-OP2	5.05	127.18	119.60
1	13	805	C	C6-N1-C2	-5.05	118.28	120.30
26	1H	2819	G	C5-C6-O6	-5.05	125.57	128.60
26	14	4	C	C2-N1-C1'	5.05	124.36	118.80
26	14	1342	A	C8-N9-C4	-5.05	103.78	105.80
26	14	1348	G	C4-C5-N7	5.05	112.82	110.80
1	13	2	U	C6-N1-C1'	-5.05	114.13	121.20
23	2K	9	G	C8-N9-C4	-5.05	104.38	106.40
26	1H	583	G	N1-C6-O6	5.05	122.93	119.90
26	1H	1367	A	C4-C5-N7	5.05	113.22	110.70
26	1H	1517	G	C6-C5-N7	-5.05	127.37	130.40
26	1H	1614	A	C4-C5-N7	5.05	113.22	110.70
26	1H	1614	A	N1-C2-N3	5.05	131.82	129.30
26	1H	2054	A	C8-N9-C4	-5.05	103.78	105.80
26	1H	2330	G	C5-C6-N1	5.05	114.02	111.50
26	1H	2338	G	C5-C6-O6	-5.05	125.57	128.60
1	1G	136	C	N1-C2-O2	5.05	121.93	118.90
1	1G	1388	C	N1-C2-O2	5.05	121.93	118.90
26	14	802	A	C5-C6-N1	5.05	120.22	117.70
26	14	864	G	N3-C4-N9	5.05	129.03	126.00
26	14	1277	G	OP1-P-OP2	5.05	127.17	119.60
26	14	1639	U	O5'-P-OP2	-5.05	101.16	105.70
26	14	2470	G	C4-N9-C1'	5.05	133.06	126.50
1	13	523	A	C5-C6-N6	-5.05	119.66	123.70
26	1H	271(B)	G	C6-N1-C2	-5.05	122.07	125.10
26	1H	2598	A	C5-C6-N6	-5.05	119.66	123.70

Continued on next page...

Continued from previous page...

Mol	Chain	Res	Type	Atoms	Z	Observed(°)	Ideal(°)
27	16	44	G	C4-N9-C1'	-5.05	119.94	126.50
26	14	460	A	C5-C6-N6	-5.05	119.66	123.70
26	14	1992	G	C2'-C3'-O3'	5.05	121.78	113.70
1	13	1467	G	C5-C6-O6	5.05	131.63	128.60
1	13	1519	A	C8-N9-C4	-5.05	103.78	105.80
26	1H	208	C	OP2-P-O3'	5.05	116.30	105.20
26	1H	1220	A	N1-C6-N6	-5.05	115.57	118.60
26	1H	1272	A	N1-C6-N6	-5.05	115.57	118.60
26	1H	1569	A	OP1-P-OP2	5.05	127.17	119.60
26	1H	1616	A	OP1-P-O3'	5.05	116.30	105.20
36	38	26	LEU	C-N-CA	5.05	134.32	121.70
25	4L	14	A	C3'-C2'-C1'	-5.05	97.46	101.50
26	14	146	G	N1-C6-O6	5.05	122.93	119.90
26	14	265	A	C5-N7-C8	-5.05	101.38	103.90
26	14	1975	G	N3-C4-N9	5.05	129.03	126.00
26	14	2232	U	C6-N1-C1'	5.05	128.26	121.20
26	14	2544	G	C6-C5-N7	-5.05	127.37	130.40
26	1H	1683	C	C2-N3-C4	-5.04	117.38	119.90
1	1G	353	A	OP2-P-O3'	5.04	116.30	105.20
26	14	2451	A	C5-N7-C8	-5.04	101.38	103.90
1	13	354	G	C4-C5-N7	5.04	112.82	110.80
23	2K	71	G	C2-N3-C4	-5.04	109.38	111.90
26	1H	190	A	C5-C6-N6	-5.04	119.67	123.70
26	1H	199	A	N1-C2-N3	-5.04	126.78	129.30
26	1H	2524	G	OP2-P-O3'	5.04	116.30	105.20
26	1H	2559	C	N1-C2-N3	5.04	122.73	119.20
26	14	488	G	C8-N9-C1'	-5.04	120.44	127.00
26	14	1414	G	C8-N9-C1'	-5.04	120.44	127.00
29	19	238	GLY	N-CA-C	-5.04	100.49	113.10
1	13	1478	C	C5-C6-N1	-5.04	118.48	121.00
26	1H	640	C	C4-C5-C6	5.04	119.92	117.40
26	1H	759	G	OP1-P-O3'	5.04	116.29	105.20
26	14	1832	C	N3-C2-O2	5.04	125.43	121.90
26	14	2134	A	C2-N3-C4	5.04	113.12	110.60
26	1H	1626	G	N1-C2-N3	5.04	126.92	123.90
26	1H	2699	C	C5-C6-N1	-5.04	118.48	121.00
1	1G	493	G	N3-C4-N9	5.04	129.02	126.00
26	1H	71	A	C4-C5-C6	5.04	119.52	117.00
26	1H	391	G	C4-C5-N7	5.04	112.81	110.80
26	1H	456	C	N1-C2-O2	-5.04	115.88	118.90
26	1H	1520	U	C4-C5-C6	5.04	122.72	119.70
26	1H	2713	A	C4-C5-N7	5.04	113.22	110.70

Continued on next page...

Continued from previous page...

Mol	Chain	Res	Type	Atoms	Z	Observed(°)	Ideal(°)
1	1G	135	C	N1-C2-O2	-5.04	115.88	118.90
1	1G	970	C	N1-C2-O2	5.04	121.92	118.90
39	25	64	ARG	NE-CZ-NH1	-5.04	117.78	120.30
27	16	101	A	N9-C4-C5	-5.04	103.78	105.80
26	14	503	A	N9-C4-C5	5.04	107.81	105.80
1	13	763	G	N3-C4-N9	-5.04	122.98	126.00
26	14	1936	A	C8-N9-C4	5.04	107.81	105.80
26	14	2629	A	P-O3'-C3'	5.04	125.74	119.70
26	14	2709	G	C8-N9-C4	5.04	108.41	106.40
1	13	260	G	C4-C5-N7	-5.03	108.79	110.80
26	1H	1361	G	N1-C6-O6	-5.03	116.88	119.90
26	1H	2059	A	C5-C6-N6	-5.03	119.67	123.70
26	1H	2273	A	C5-C6-N1	5.03	120.22	117.70
1	1G	1475	G	C5-C6-N1	-5.03	108.98	111.50
26	14	1351	C	C6-N1-C2	5.03	122.31	120.30
26	14	1980	G	C5-C6-O6	-5.03	125.58	128.60
26	1H	1525	G	O5'-P-OP2	-5.03	101.17	105.70
26	14	106	C	C6-N1-C2	-5.03	118.29	120.30
26	14	127	A	N1-C6-N6	5.03	121.62	118.60
26	14	1379	A	P-O3'-C3'	5.03	125.74	119.70
26	1H	206	U	C5-C6-N1	-5.03	120.19	122.70
26	1H	1193	G	N3-C4-C5	5.03	131.12	128.60
26	1H	2035	G	N3-C4-N9	-5.03	122.98	126.00
26	1H	2271	G	C8-N9-C4	5.03	108.41	106.40
26	1H	2359	C	C6-N1-C2	5.03	122.31	120.30
26	1H	2606	C	N3-C4-N4	5.03	121.52	118.00
1	1G	484	G	N3-C4-C5	5.03	131.12	128.60
26	14	649	G	C8-N9-C4	-5.03	104.39	106.40
26	14	2287	A	N3-C4-N9	-5.03	123.38	127.40
26	14	2593	U	C5-C4-O4	-5.03	122.88	125.90
26	1H	386	G	C5-N7-C8	-5.03	101.79	104.30
26	1H	2318	G	C8-N9-C4	-5.03	104.39	106.40
26	1H	2373	G	N1-C2-N3	5.03	126.92	123.90
26	1H	2503	A	C2-N3-C4	5.03	113.11	110.60
26	14	268	C	C6-N1-C2	-5.03	118.29	120.30
26	14	393	C	C5-C4-N4	5.03	123.72	120.20
26	14	489	G	N1-C6-O6	5.03	122.92	119.90
1	13	749	C	C6-N1-C1'	-5.03	114.77	120.80
26	1H	621	A	C5-C6-N1	-5.03	115.19	117.70
26	1H	1685	C	C5-C4-N4	-5.03	116.68	120.20
26	1H	2439	A	C6-C5-N7	-5.03	128.78	132.30
36	38	72	ASP	N-CA-C	5.03	124.57	111.00

Continued on next page...

Continued from previous page...

Mol	Chain	Res	Type	Atoms	Z	Observed(°)	Ideal(°)
1	1G	1518	A	O5'-P-OP1	-5.03	101.18	105.70
26	14	1229	G	N9-C4-C5	5.03	107.41	105.40
26	14	1407	C	C5-C6-N1	5.03	123.51	121.00
26	14	1933	G	C6-C5-N7	-5.03	127.38	130.40
26	14	2314	C	N3-C2-O2	-5.03	118.38	121.90
1	13	822	C	C6-N1-C2	5.03	122.31	120.30
1	13	1263	C	C6-N1-C2	5.03	122.31	120.30
26	1H	247	G	N3-C4-C5	5.03	131.11	128.60
26	1H	2342	C	C6-N1-C2	-5.03	118.29	120.30
26	1H	2677	G	C8-N9-C4	5.03	108.41	106.40
1	1G	995	C	C6-N1-C2	-5.03	118.29	120.30
23	2L	1	C	N1-C2-O2	5.03	121.92	118.90
26	14	683	C	C6-N1-C2	5.03	122.31	120.30
26	14	939	G	C6-C5-N7	-5.03	127.38	130.40
26	14	2308	G	N3-C4-N9	-5.03	122.98	126.00
26	14	2834	G	C5-C6-N1	-5.03	108.99	111.50
1	1G	1348	U	C5-C4-O4	5.02	128.91	125.90
26	14	330	A	C5-C6-N1	-5.02	115.19	117.70
26	14	783	A	N9-C4-C5	-5.02	103.79	105.80
26	14	1283	G	N3-C4-C5	-5.02	126.09	128.60
26	14	2210	G	N3-C4-C5	-5.02	126.09	128.60
26	14	2635	C	C6-N1-C2	5.02	122.31	120.30
1	13	551	U	N3-C2-O2	5.02	125.72	122.20
1	13	1177	G	N3-C4-C5	5.02	131.11	128.60
22	1K	35	I	C1'-N9-C8	5.02	141.07	126.00
26	1H	28	A	C5-C6-N6	-5.02	119.68	123.70
26	1H	2346	A	O5'-P-OP2	5.02	116.73	110.70
32	41	34	LEU	CA-CB-CG	5.02	126.85	115.30
26	14	152	G	N3-C4-N9	-5.02	122.99	126.00
26	14	2291	U	C5-C4-O4	5.02	128.91	125.90
1	13	742	G	C8-N9-C4	5.02	108.41	106.40
26	1H	310	A	N1-C2-N3	-5.02	126.79	129.30
26	1H	729	G	OP2-P-O3'	5.02	116.25	105.20
26	1H	1955	U	C4-C5-C6	5.02	122.71	119.70
1	1G	227	G	C8-N9-C4	5.02	108.41	106.40
26	14	1296	G	O5'-P-OP1	5.02	116.72	110.70
1	13	719	C	N1-C2-O2	5.02	121.91	118.90
1	13	964	A	C2-N3-C4	-5.02	108.09	110.60
26	1H	26	G	O5'-P-OP2	-5.02	101.18	105.70
26	1H	2379	G	C8-N9-C1'	-5.02	120.47	127.00
1	1G	1227	A	C5-C6-N6	-5.02	119.68	123.70
26	14	1187	G	C6-C5-N7	-5.02	127.39	130.40

Continued on next page...

Continued from previous page...

Mol	Chain	Res	Type	Atoms	Z	Observed(°)	Ideal(°)
26	14	1783	A	N1-C2-N3	5.02	131.81	129.30
26	14	2040	C	C5-C4-N4	-5.02	116.69	120.20
33	59	105	LEU	CA-CB-CG	5.02	126.84	115.30
1	13	449	C	N3-C2-O2	-5.02	118.39	121.90
26	1H	782	A	N1-C2-N3	5.02	131.81	129.30
26	1H	1914	C	C5-C6-N1	5.02	123.51	121.00
26	1H	2592	G	C6-C5-N7	-5.02	127.39	130.40
26	14	784	A	OP1-P-O3'	5.02	116.24	105.20
26	14	1820	U	C2-N3-C4	-5.02	123.99	127.00
26	14	2377	A	C2-N3-C4	-5.02	108.09	110.60
26	1H	389	G	C4-C5-N7	5.02	112.81	110.80
26	14	1605	C	OP1-P-OP2	5.02	127.12	119.60
1	13	36	C	C4-C5-C6	5.01	119.91	117.40
1	13	888	G	C8-N9-C4	5.01	108.41	106.40
1	13	956	U	C6-N1-C2	-5.01	117.99	121.00
26	1H	70	G	N7-C8-N9	5.01	115.61	113.10
26	1H	1027	A	OP1-P-OP2	-5.01	112.08	119.60
26	1H	2324	C	N3-C4-C5	5.01	123.91	121.90
26	1H	2597	G	C4-C5-N7	5.01	112.81	110.80
43	A8	24	LEU	CA-CB-CG	5.01	126.83	115.30
1	1G	1301	U	C5-C6-N1	5.01	125.21	122.70
1	1G	1533	C	C2-N1-C1'	5.01	124.32	118.80
26	14	395	U	C5-C6-N1	-5.01	120.19	122.70
26	14	990	A	C8-N9-C4	-5.01	103.79	105.80
26	14	1480	G	C2-N3-C4	-5.01	109.39	111.90
26	14	1780	A	C4-C5-N7	-5.01	108.19	110.70
26	14	1812	A	O5'-P-OP2	-5.01	101.19	105.70
22	1K	73	C	P-O3'-C3'	5.01	125.72	119.70
26	1H	468	G	C8-N9-C4	5.01	108.41	106.40
22	1L	42	G	N9-C4-C5	-5.01	103.39	105.40
26	14	674	G	N3-C2-N2	-5.01	116.39	119.90
26	14	1828	G	N7-C8-N9	5.01	115.61	113.10
22	1K	41	C	C2-N1-C1'	5.01	124.31	118.80
26	1H	1184	G	C8-N9-C4	5.01	108.40	106.40
26	1H	1254	A	C2-N3-C4	-5.01	108.09	110.60
26	14	1256	G	C8-N9-C1'	-5.01	120.49	127.00
1	13	689	C	OP1-P-O3'	5.01	116.22	105.20
26	1H	1799	G	C2-N3-C4	5.01	114.41	111.90
26	1H	1938	A	OP1-P-OP2	5.01	127.11	119.60
26	1H	2246	G	C8-N9-C4	5.01	108.40	106.40
27	16	9	G	N1-C6-O6	5.01	122.91	119.90
1	1G	748	C	C6-N1-C2	-5.01	118.30	120.30

Continued on next page...

Continued from previous page...

Mol	Chain	Res	Type	Atoms	Z	Observed(°)	Ideal(°)
26	14	141	A	C5-N7-C8	-5.01	101.40	103.90
26	14	912	C	C2-N3-C4	5.01	122.41	119.90
26	1H	802	A	C4-C5-N7	5.01	113.20	110.70
26	1H	1326	U	N3-C2-O2	-5.01	118.69	122.20
26	14	458	G	O4'-C1'-N9	5.01	112.21	108.20
1	13	827	U	C6-N1-C1'	-5.01	114.19	121.20
26	1H	795	C	C4-C5-C6	5.01	119.90	117.40
26	1H	1334	G	N1-C6-O6	5.01	122.90	119.90
26	1H	1817	G	C4-C5-N7	-5.01	108.80	110.80
1	1G	758	G	C5-C6-O6	-5.01	125.60	128.60
1	1G	1400	C	N3-C2-O2	-5.01	118.39	121.90
26	14	1978	A	N1-C2-N3	5.01	131.80	129.30
1	13	1430	C	C5-C6-N1	-5.00	118.50	121.00
26	1H	2404	C	C6-N1-C2	5.00	122.30	120.30
1	1G	528	C	O4'-C1'-N1	5.00	112.20	108.20
23	2K	16	C	C6-N1-C2	-5.00	118.30	120.30
26	1H	1279	G	O5'-P-OP1	5.00	116.70	110.70
1	1G	232	G	C4-N9-C1'	5.00	133.00	126.50
26	14	973	A	O5'-P-OP1	-5.00	101.20	105.70
1	13	57	G	N3-C4-N9	5.00	129.00	126.00
1	13	802	A	C6-C5-N7	-5.00	128.80	132.30
26	1H	1788	C	C6-N1-C2	-5.00	118.30	120.30
26	1H	2396	G	C8-N9-C1'	5.00	133.50	127.00
29	11	111	LEU	CA-CB-CG	5.00	126.80	115.30
26	14	2243	U	C5-C4-O4	5.00	128.90	125.90

There are no chirality outliers.

All (208) planarity outliers are listed below:

Mol	Chain	Res	Type	Group
29	11	122	ASP	Peptide
29	11	197	GLY	Peptide
29	11	236	GLY	Peptide
29	11	237	GLU	Peptide
29	11	272	ALA	Peptide
29	11	28	GLU	Peptide
29	11	29	PRO	Peptide
2	12	19	HIS	Peptide
2	12	231	GLU	Peptide
2	12	7	VAL	Peptide
38	15	124	ALA	Peptide
38	15	41	ASP	Peptide

Continued on next page...

Continued from previous page...

Mol	Chain	Res	Type	Group
34	18	25	ASP	Peptide
34	18	8	ILE	Peptide
29	19	197	GLY	Peptide
29	19	236	GLY	Peptide
29	19	237	GLU	Peptide
29	19	27	THR	Peptide
29	19	272	ALA	Peptide
29	19	28	GLU	Peptide
2	1E	11	LEU	Peptide
2	1E	19	HIS	Peptide
2	1E	230	VAL	Peptide
2	1E	234	PRO	Peptide
2	1E	236	TYR	Peptide
10	1I	56	HIS	Peptide
30	21	130	GLY	Peptide
30	21	64	LYS	Peptide
30	21	67	PHE	Peptide
30	21	71	GLY	Peptide
30	21	77	ILE	Peptide
30	21	78	LEU	Peptide
3	22	143	GLU	Peptide
34	28	11	GLU	Peptide
34	28	25	ASP	Peptide
30	29	117	MET	Peptide
30	29	132	HIS	Peptide
30	29	201	THR	Peptide
30	29	53	PRO	Peptide
30	29	54	GLN	Peptide
30	29	61	ARG	Peptide
30	29	89	ASP	Peptide
3	2E	166	GLU	Peptide
31	31	12	LEU	Peptide
31	31	198	ALA	Peptide
4	32	152	SER	Peptide
4	32	208	SER	Peptide
4	32	27	TYR	Peptide
4	32	32	ALA	Peptide
40	35	110	TYR	Peptide
40	35	14	LYS	Peptide
40	35	18	ARG	Peptide
40	35	35	HIS	Peptide
40	35	6	LEU	Peptide

Continued on next page...

Continued from previous page...

Mol	Chain	Res	Type	Group
40	35	65	ARG	Peptide
40	35	66	GLY	Peptide
36	38	104	ILE	Peptide
36	38	107	VAL	Peptide
36	38	119	ALA	Peptide
36	38	20	ALA	Peptide
36	38	25	PHE	Peptide
36	38	32	LEU	Peptide
36	38	35	LYS	Peptide
36	38	36	GLU	Peptide
36	38	37	THR	Peptide
36	38	38	HIS	Peptide
36	38	39	ALA	Peptide
36	38	44	LEU	Peptide
36	38	46	GLN	Peptide
36	38	53	VAL	Peptide
36	38	62	ALA	Peptide
36	38	67	GLY	Peptide
36	38	69	PRO	Peptide
36	38	71	LEU	Peptide
36	38	80	VAL	Peptide
36	38	88	ALA	Peptide
36	38	99	SER	Peptide
31	39	24	LEU	Peptide
31	39	25	PRO	Peptide
31	39	26	ALA	Peptide
31	39	27	GLU	Peptide
31	39	89	VAL	Peptide
12	3A	104	VAL	Peptide
12	3A	46	LYS	Peptide
4	3E	82	ALA	Peptide
12	3I	104	VAL	Peptide
12	3I	118	SER	Peptide
12	3I	87	GLY	Peptide
32	41	36	LYS	Peptide
32	41	95	ARG	Peptide
41	45	134	ARG	Peptide
41	45	135	ASP	Peptide
41	45	137	TYR	Peptide
41	45	22	LYS	Peptide
41	45	26	TYR	Peptide
41	45	27	VAL	Peptide

Continued on next page...

Continued from previous page...

Mol	Chain	Res	Type	Group
41	45	30	GLY	Peptide
41	45	80	GLU	Peptide
41	45	82	ARG	Peptide
37	48	108	ALA	Peptide
37	48	114	ASP	Peptide
37	48	119	ASP	Peptide
37	48	120	LEU	Peptide
37	48	137	GLU	Peptide
37	48	143	GLU	Peptide
37	48	37	PHE	Peptide
37	48	50	ASP	Peptide
37	48	62	ASP	Peptide
37	48	85	GLU	Peptide
37	48	90	LYS	Peptide
32	49	106	LEU	Peptide
32	49	116	ASP	Peptide
32	49	4	ASP	Peptide
13	4A	105	THR	Peptide
13	4A	115	LYS	Peptide
13	4A	79	LYS	Peptide
13	4A	83	ASP	Peptide
5	4E	114	GLY	Peptide
33	51	12	PRO	Peptide
33	51	137	ASP	Peptide
33	51	152	ARG	Peptide
33	51	155	SER	Peptide
33	51	168	PRO	Peptide
38	58	56	ASN	Peptide
33	59	100	GLY	Peptide
33	59	125	VAL	Peptide
33	59	151	ILE	Peptide
33	59	168	PRO	Peptide
33	59	83	TYR	Peptide
14	5I	3	ARG	Peptide
35	61	11	ASN	Peptide
35	61	133	HIS	Peptide
35	61	134	PRO	Peptide
35	69	132	PRO	Peptide
44	75	12	SER	Peptide
40	78	11	GLY	Peptide
40	78	115	LEU	Peptide
40	78	14	LYS	Peptide

Continued on next page...

Continued from previous page...

Mol	Chain	Res	Type	Group
40	78	70	GLN	Peptide
45	85	95	LEU	Peptide
45	85	98	LEU	Peptide
9	8E	59	PHE	Peptide
46	95	49	THR	Peptide
46	95	77	ALA	Peptide
46	95	97	LYS	Peptide
46	95	98	GLU	Peptide
18	9I	21	LYS	Peptide
18	9I	33	ASP	Peptide
43	A8	109	GLY	Peptide
19	AA	65	ASN	Peptide
19	AA	9	VAL	Peptide
19	AI	6	LYS	Peptide
19	AI	7	LYS	Peptide
19	AI	78	ARG	Peptide
19	AI	8	GLY	Peptide
20	BA	11	SER	Peptide
20	BA	72	LEU	Peptide
20	BA	73	HIS	Peptide
20	BA	74	LYS	Peptide
20	BI	12	ALA	Peptide
20	BI	94	ALA	Peptide
49	C5	101	LYS	Peptide
49	C5	28	LYS	Peptide
49	C5	42	VAL	Peptide
49	C5	53	PRO	Peptide
49	C5	57	GLN	Peptide
49	C5	58	GLY	Peptide
49	C5	82	PRO	Peptide
49	C5	91	GLU	Peptide
45	C8	75	ASN	Peptide
45	C8	92	ARG	Peptide
45	C8	95	LEU	Peptide
45	C8	96	ALA	Peptide
50	D5	110	GLY	Peptide
50	D5	111	VAL	Peptide
50	D5	12	GLY	Peptide
50	D5	140	ASP	Peptide
50	D5	179	ASP	Peptide
50	D5	190	GLU	Peptide
50	D5	192	ALA	Peptide

Continued on next page...

Continued from previous page...

Mol	Chain	Res	Type	Group
50	D5	52	SER	Peptide
50	D5	60	GLU	Peptide
50	D5	62	PRO	Peptide
46	D8	43	GLU	Peptide
46	D8	49	THR	Peptide
52	F5	53	VAL	Peptide
52	F5	91	LYS	Peptide
48	F8	3	THR	Peptide
53	G5	17	SER	Peptide
53	G5	43	GLN	Peptide
53	G5	45	SER	Peptide
49	G8	101	LYS	Peptide
49	G8	84	ARG	Peptide
49	G8	89	PHE	Peptide
50	H8	158	PRO	Peptide
50	H8	60	GLU	Peptide
52	J8	53	VAL	Peptide
53	K8	17	SER	Peptide
59	M5	35	GLN	Peptide
59	M5	40	GLU	Peptide
59	M5	49	VAL	Peptide
59	M5	51	ALA	Peptide
55	M8	40	HIS	Peptide
55	M8	41	PRO	Peptide
55	M8	44	THR	Peptide
57	O8	31	PRO	Peptide
57	O8	44	ARG	Peptide
59	Q8	35	GLN	Peptide

5.2 Too-close contacts [i](#)

In the following table, the Non-H and H(model) columns list the number of non-hydrogen atoms and hydrogen atoms in the chain respectively. The H(added) column lists the number of hydrogen atoms added and optimized by MolProbity. The Clashes column lists the number of clashes within the asymmetric unit, whereas Symm-Clashes lists symmetry-related clashes.

Mol	Chain	Non-H	H(model)	H(added)	Clashes	Symm-Clashes
1	13	32497	0	16403	888	0
1	1G	32437	0	16372	860	0
2	12	1924	0	1975	127	0
2	1E	1874	0	1926	113	0
3	22	1533	0	1595	77	0

Continued on next page...

Continued from previous page...

Mol	Chain	Non-H	H(model)	H(added)	Clashes	Symm-Clashes
3	2E	1605	0	1668	55	0
4	32	1702	0	1765	94	0
4	3E	1690	0	1737	83	0
5	42	1155	0	1213	57	0
5	4E	1142	0	1204	50	0
6	52	842	0	857	33	0
6	5E	842	0	857	30	0
7	62	1110	0	1163	67	0
7	6E	1242	0	1286	50	0
8	72	1115	0	1177	54	0
8	7E	1115	0	1177	66	0
9	82	983	0	1006	68	0
9	8E	1000	0	1031	65	0
10	1A	801	0	849	85	0
10	1I	801	0	848	56	0
11	2A	835	0	847	36	0
11	2I	823	0	833	41	0
12	3A	947	0	1033	63	0
12	3I	956	0	1046	58	0
13	4A	887	0	935	66	0
13	4I	936	0	986	52	0
14	5A	466	0	499	29	0
14	5I	499	0	542	36	0
15	6A	729	0	768	31	0
15	6I	729	0	768	26	0
16	7A	705	0	725	26	0
16	7I	700	0	720	54	0
17	8A	823	0	891	34	0
17	8I	834	0	904	61	0
18	9A	544	0	605	21	0
18	9I	544	0	605	36	0
19	AA	481	0	468	28	0
19	AI	643	0	662	33	0
20	BA	757	0	856	47	0
20	BI	751	0	848	56	0
21	1B	208	0	221	21	0
21	1F	208	0	221	9	0
22	1K	1544	0	791	49	0
22	1L	1584	0	811	51	0
23	2K	1646	0	845	40	0
23	2L	1646	0	845	39	0
24	3K	1561	0	796	51	0

Continued on next page...

Continued from previous page...

Mol	Chain	Non-H	H(model)	H(added)	Clashes	Symm-Clashes
24	3L	1581	0	805	63	0
25	4K	462	0	229	11	0
25	4L	374	0	187	10	0
26	14	62347	0	31431	1547	0
26	1H	62351	0	31424	1621	0
27	16	2617	0	1328	74	0
27	1J	2617	0	1328	89	0
28	71	1043	0	1066	44	0
28	79	1010	0	1025	51	0
29	11	2120	0	2196	112	0
29	19	2120	0	2197	103	0
30	21	1558	0	1624	92	0
30	29	1558	0	1624	93	0
31	31	1585	0	1632	85	0
31	39	1610	0	1655	122	0
32	41	1457	0	1514	87	0
32	49	1457	0	1514	83	0
33	51	1312	0	1384	77	0
33	59	1312	0	1384	102	0
34	18	237	0	257	22	0
34	28	237	0	257	21	0
35	61	1131	0	1218	45	0
35	69	1131	0	1218	69	0
36	38	1089	0	1149	108	0
37	48	1047	0	1082	87	0
38	15	1096	0	1168	39	0
38	58	1096	0	1169	59	0
39	25	932	0	996	53	0
39	68	932	0	996	31	0
40	35	1130	0	1217	111	0
40	78	1122	0	1206	95	0
41	45	1099	0	1152	88	0
41	88	1113	0	1157	55	0
42	55	967	0	1033	37	0
42	98	967	0	1033	48	0
43	65	876	0	938	88	0
43	A8	881	0	943	45	0
44	75	1115	0	1169	66	0
44	B8	1132	0	1189	70	0
45	85	963	0	1022	68	0
45	C8	950	0	1011	49	0
46	95	774	0	849	63	0

Continued on next page...

Continued from previous page...

Mol	Chain	Non-H	H(model)	H(added)	Clashes	Symm-Clashes
46	D8	778	0	852	40	1
47	A5	886	0	948	34	0
47	E8	890	0	951	24	0
48	B5	738	0	792	44	0
48	F8	743	0	794	39	0
49	C5	785	0	844	62	0
49	G8	784	0	853	44	0
50	D5	1582	0	1613	79	0
50	H8	1330	0	1360	75	0
51	E5	616	0	633	38	0
51	I8	630	0	640	28	0
52	F5	737	0	813	48	0
52	J8	729	0	802	30	0
53	G5	558	0	610	27	0
53	K8	576	0	628	45	0
54	H5	459	0	512	12	0
54	L8	459	0	512	20	0
55	M8	371	0	372	35	0
56	J5	434	0	454	19	0
56	N8	386	0	402	31	0
57	O8	389	0	404	33	0
58	L5	409	0	454	17	0
58	P8	401	0	436	19	0
59	M5	516	0	582	30	0
59	Q8	516	0	582	36	0
60	11	6	0	0	0	0
60	13	227	0	0	0	0
60	14	607	0	0	0	0
60	16	20	0	0	0	0
60	1G	167	0	0	0	0
60	1H	669	0	0	0	0
60	1J	8	0	0	0	0
60	1K	2	0	0	0	0
60	1L	1	0	0	0	0
60	21	2	0	0	0	0
60	25	2	0	0	0	0
60	29	5	0	0	0	0
60	2A	1	0	0	0	0
60	2K	7	0	0	0	0
60	2L	2	0	0	0	0
60	31	2	0	0	0	0
60	32	2	0	0	0	0

Continued on next page...

Continued from previous page...

Mol	Chain	Non-H	H(model)	H(added)	Clashes	Symm-Clashes
60	35	1	0	0	0	0
60	39	2	0	0	0	0
60	3E	2	0	0	0	0
60	41	1	0	0	0	0
60	45	2	0	0	0	0
60	4K	1	0	0	0	0
60	4L	2	0	0	0	0
60	52	1	0	0	0	0
60	55	2	0	0	0	0
60	5E	2	0	0	0	0
60	6I	1	0	0	0	0
60	75	1	0	0	0	0
60	78	1	0	0	0	0
60	88	4	0	0	0	0
60	98	2	0	0	0	0
60	C5	1	0	0	0	0
60	E5	1	0	0	0	0
60	F5	1	0	0	0	0
60	I8	2	0	0	0	0
60	M5	1	0	0	0	0
60	N8	1	0	0	0	0
60	P8	1	0	0	0	0
60	Q8	1	0	0	0	0
61	32	8	0	0	2	0
61	3E	8	0	0	2	0
62	5A	1	0	0	0	0
62	5I	1	0	0	0	0
63	11	12	0	0	2	0
63	13	544	0	0	91	0
63	14	1520	0	0	275	0
63	15	1	0	0	0	0
63	16	42	0	0	7	0
63	19	12	0	0	4	0
63	1E	1	0	0	0	0
63	1F	1	0	0	0	0
63	1G	397	0	0	60	0
63	1H	1966	0	0	358	2
63	1I	1	0	0	0	0
63	1J	23	0	0	3	0
63	1K	1	0	0	0	0
63	21	9	0	0	2	0
63	25	13	0	0	1	0

Continued on next page...

Continued from previous page...

Mol	Chain	Non-H	H(model)	H(added)	Clashes	Symm-Clashes
63	29	9	0	0	1	0
63	2K	16	0	0	5	0
63	2L	7	0	0	0	0
63	31	8	0	0	0	0
63	32	5	0	0	0	0
63	35	5	0	0	1	0
63	39	8	0	0	1	0
63	3A	2	0	0	0	0
63	3E	1	0	0	0	0
63	3I	5	0	0	0	0
63	42	1	0	0	0	0
63	45	4	0	0	0	0
63	4E	2	0	0	0	0
63	4K	13	0	0	0	0
63	4L	8	0	0	1	0
63	52	4	0	0	1	0
63	58	3	0	0	0	0
63	5A	1	0	0	0	0
63	5I	3	0	0	2	0
63	6A	1	0	0	0	0
63	6I	4	0	0	0	0
63	78	10	0	0	4	0
63	7A	2	0	0	0	0
63	85	4	0	0	0	0
63	88	7	0	0	0	0
63	8E	1	0	0	0	0
63	98	1	0	0	0	0
63	9A	2	0	0	0	0
63	A5	1	0	0	0	0
63	A8	2	0	0	0	0
63	B5	1	0	0	0	0
63	B8	3	0	0	0	0
63	BA	2	0	0	0	0
63	BI	1	0	0	0	0
63	C5	1	0	0	0	0
63	C8	7	0	0	0	1
63	D8	1	0	0	0	0
63	E5	3	0	0	0	0
63	F5	6	0	0	1	0
63	F8	1	0	0	0	0
63	G8	3	0	0	0	0
63	I8	5	0	0	1	0

Continued on next page...

Continued from previous page...

Mol	Chain	Non-H	H(model)	H(added)	Clashes	Symm-Clashes
63	J8	10	0	0	2	0
63	L5	2	0	0	0	0
63	L8	4	0	0	2	0
63	M5	9	0	0	0	0
63	P8	1	0	0	0	0
63	Q8	7	0	0	0	0
All	All	306138	0	202999	9699	2

The all-atom clashscore is defined as the number of clashes found per 1000 atoms (including hydrogen atoms). The all-atom clashscore for this structure is 20.

All (9699) close contacts within the same asymmetric unit are listed below, sorted by their clash magnitude.

Atom-1	Atom-2	Interatomic distance (Å)	Clash overlap (Å)
26:1H:1268:A:OP1	63:1H:3723:HOH:O	1.66	1.12
26:14:1604:C:OP2	63:14:3715:HOH:O	1.65	1.11
26:1H:2032:G:H21	30:21:146:THR:HG23	1.17	1.07
26:1H:2711:A:OP2	63:1H:3724:HOH:O	1.71	1.06
26:14:1603:A:OP1	63:14:3715:HOH:O	1.74	1.05
26:1H:2575:C:OP2	63:1H:3725:HOH:O	1.76	1.04
34:18:17:VAL:HG12	34:18:21:LYS:HE3	1.34	1.04
26:14:2499:C:OP2	63:14:3716:HOH:O	1.76	1.03
26:1H:2714:G:OP2	63:1H:3724:HOH:O	1.76	1.02
34:18:17:VAL:CG1	34:18:21:LYS:HE3	1.89	1.02
26:1H:804:A:OP1	63:1H:3727:HOH:O	1.77	1.02
26:14:576:U:OP1	63:14:3717:HOH:O	1.78	1.01
50:H8:5:LEU:H	50:H8:59:LEU:HA	1.23	1.01
40:35:79:ARG:HG3	40:35:110:TYR:HB2	1.42	1.01
26:1H:751:A:OP1	63:1H:3726:HOH:O	1.76	1.01
26:1H:1061:U:H4'	26:1H:1070:A:H1'	1.39	1.01
26:1H:1056:G:N2	26:1H:1103:A:N7	2.08	1.01
26:1H:2733:A:OP1	63:1H:3729:HOH:O	1.77	1.01
1:1G:1305:G:H22	1:1G:1331:G:H2'	1.25	1.00
10:1A:48:THR:HA	10:1A:62:HIS:HB3	1.42	1.00
26:1H:452:G:OP2	63:1H:3733:HOH:O	1.80	1.00
26:1H:1771:C:HO2'	26:1H:1786:A:H8	1.01	1.00
26:1H:1780:A:OP1	63:1H:3730:HOH:O	1.78	1.00
43:65:20:ARG:NH2	43:65:21:THR:OG1	1.93	1.00
26:1H:2593:U:O4	63:1H:3728:HOH:O	1.77	1.00
1:1G:448:A:OP2	1:1G:485:G:N2	1.94	0.99
26:14:741:G:OP1	63:14:3718:HOH:O	1.79	0.99

Continued on next page...

Continued from previous page...

Atom-1	Atom-2	Interatomic distance (Å)	Clash overlap (Å)
26:1H:2518:A:OP2	63:1H:3732:HOH:O	1.80	0.99
26:1H:1332:G:OP1	63:1H:3731:HOH:O	1.79	0.99
26:14:276:A:HO2'	26:14:277:C:H5	1.09	0.98
26:1H:1614:A:OP1	63:1H:3737:HOH:O	1.82	0.97
45:C8:69:CYS:HG	45:C8:79:PHE:HD2	1.05	0.97
26:14:1359:A:H62	26:14:1372:U:H3	1.03	0.97
26:1H:1265:A:OP2	63:1H:3735:HOH:O	1.81	0.97
26:1H:730:C:OP2	63:1H:3734:HOH:O	1.81	0.97
52:F5:23:LYS:HB3	52:F5:29:GLY:HA3	1.46	0.97
26:14:1394:U:OP1	63:14:3719:HOH:O	1.80	0.97
36:38:104:ILE:HG13	36:38:105:PRO:HD3	1.46	0.97
26:1H:945:A:OP2	63:1H:3736:HOH:O	1.82	0.97
1:1G:1348:U:H3	1:1G:1374:A:H2	1.12	0.97
1:13:1054:C:OP2	63:13:1911:HOH:O	1.81	0.96
26:1H:2573:C:OP1	63:1H:3725:HOH:O	1.81	0.96
26:1H:2615:U:OP1	63:1H:3735:HOH:O	1.84	0.96
15:6A:75:PRO:HB2	15:6A:79:ARG:HH21	1.28	0.96
26:1H:2646:C:OP1	63:1H:3741:HOH:O	1.84	0.95
1:13:963:G:N3	10:1I:55:LYS:NZ	2.13	0.95
26:1H:862:G:OP2	63:1H:3738:HOH:O	1.83	0.95
26:1H:2751:G:N3	33:51:3:ARG:NE	2.15	0.95
26:14:1647:G:OP2	63:14:3720:HOH:O	1.83	0.95
26:1H:929:G:O6	63:1H:3739:HOH:O	1.83	0.95
26:1H:1049:C:H2'	26:1H:1050:A:H5''	1.48	0.95
1:1G:957:U:H1'	1:1G:960:U:H5	1.29	0.95
26:1H:2248:C:OP2	63:1H:3743:HOH:O	1.85	0.94
1:1G:998:G:N2	1:1G:1043:C:N3	2.15	0.94
26:1H:1678:G:N2	26:1H:1989:G:H22	1.66	0.94
26:14:1496:A:H8	26:14:1577:C:HO2'	1.03	0.94
26:1H:1647:G:OP2	63:1H:3742:HOH:O	1.85	0.94
26:14:1614:A:OP1	63:14:3721:HOH:O	1.83	0.94
26:1H:2576:G:OP1	63:1H:3740:HOH:O	1.84	0.94
50:H8:52:SER:O	50:H8:54:HIS:N	2.01	0.94
1:1G:664:G:H22	1:1G:741:G:H1	1.14	0.94
7:62:93:PRO:HD2	7:62:94:ARG:HH21	1.32	0.93
26:1H:607:U:H3	26:1H:621:A:H2	1.14	0.93
26:1H:1899:G:H22	26:1H:1902:C:N4	1.66	0.93
26:1H:2068:U:H3	26:1H:2430:A:H2	1.14	0.93
37:48:132:ARG:HG2	37:48:138:VAL:H	1.33	0.93
26:14:67:U:H3	26:14:74:A:H2	1.15	0.93
26:14:1327:C:OP2	63:14:3724:HOH:O	1.86	0.93

Continued on next page...

Continued from previous page...

Atom-1	Atom-2	Interatomic distance (Å)	Clash overlap (Å)
26:14:1729:A:O2'	26:14:1731:G:N2	2.01	0.93
26:14:739:G:OP1	63:14:3726:HOH:O	1.87	0.92
26:14:787:U:OP1	63:14:3722:HOH:O	1.86	0.92
1:13:963:G:H1	1:13:972:C:H42	1.15	0.92
26:14:2701:C:H3'	26:14:2702:U:H5''	1.49	0.92
26:1H:2592:G:OP1	63:1H:3744:HOH:O	1.87	0.92
26:14:1968:G:OP1	63:14:3725:HOH:O	1.86	0.92
26:14:392:C:OP1	63:14:3723:HOH:O	1.86	0.92
26:1H:1782:C:OP1	63:1H:3730:HOH:O	1.85	0.92
32:41:161:THR:HG22	32:41:163:ALA:H	1.33	0.92
26:14:780:G:H21	26:14:783:A:H62	1.16	0.92
26:14:761:A:N7	63:14:3701:HOH:O	2.04	0.91
1:13:963:G:H21	10:1I:55:LYS:HE2	1.35	0.91
48:F8:3:THR:O	48:F8:5:TYR:N	2.03	0.91
19:AI:40:ILE:HG12	19:AI:41:VAL:HG13	1.53	0.91
51:E5:12:ASN:HA	51:E5:14:ARG:HH21	1.35	0.91
1:1G:516:U:O4	63:1G:1807:HOH:O	1.89	0.91
26:14:847:U:OP2	63:14:3730:HOH:O	1.89	0.91
40:78:63:PRO:HB2	59:Q8:30:ARG:HH21	1.35	0.91
26:14:2685:G:O6	63:14:3728:HOH:O	1.88	0.91
24:3K:23:G:N7	24:3K:47:G:N2	2.16	0.90
1:1G:1128:C:H4'	9:82:16:ARG:HH12	1.35	0.90
26:1H:1059:G:H21	37:48:127:ILE:HD13	1.35	0.90
44:B8:51:ARG:HB2	44:B8:98:LYS:HD3	1.52	0.90
45:85:112:ARG:HH12	46:95:45:THR:HG23	1.37	0.90
36:38:93:LEU:HD13	36:38:126:ALA:HB1	1.52	0.90
26:14:784:A:OP2	63:14:3732:HOH:O	1.90	0.90
21:1B:8:THR:HG21	21:1B:10:ARG:HH21	1.35	0.90
26:14:469:G:OP2	63:14:3729:HOH:O	1.89	0.90
26:14:2448:A:OP2	63:14:3731:HOH:O	1.89	0.90
1:13:877:C:OP1	8:7E:88:LYS:NZ	2.04	0.90
26:1H:1783:A:OP2	63:1H:3745:HOH:O	1.88	0.90
26:14:2583:G:OP2	63:14:3727:HOH:O	1.87	0.90
26:1H:1376:C:OP2	63:1H:3747:HOH:O	1.90	0.90
32:41:112:PRO:HB3	55:M8:37:SER:H	1.35	0.90
26:1H:2791:C:H42	26:1H:2805:G:H1	1.18	0.89
1:1G:533:A:OP1	63:1G:1807:HOH:O	1.90	0.89
2:12:42:ILE:HD11	2:12:202:PRO:HB2	1.54	0.89
26:14:397:G:N7	63:14:3800:HOH:O	2.05	0.89
26:1H:574:C:OP1	63:1H:3746:HOH:O	1.89	0.89
26:1H:847:U:OP2	63:1H:3739:HOH:O	1.89	0.89

Continued on next page...

Continued from previous page...

Atom-1	Atom-2	Interatomic distance (Å)	Clash overlap (Å)
26:1H:31:C:OP1	63:1H:3752:HOH:O	1.90	0.89
26:14:1992:G:N7	63:14:3803:HOH:O	2.05	0.89
1:13:837:G:OP2	1:13:842:C:N4	2.06	0.89
26:1H:1495:A:OP2	63:1H:3748:HOH:O	1.90	0.89
26:1H:1774:C:OP1	63:1H:3753:HOH:O	1.91	0.89
26:14:2415:G:H4'	40:35:67:MET:H	1.37	0.89
26:1H:1570:A:H5'	29:11:37:LEU:HD21	1.54	0.89
1:1G:827:U:H3	1:1G:872:A:H62	1.21	0.89
26:1H:1899:G:H22	26:1H:1902:C:H41	0.91	0.89
7:62:141:VAL:HA	7:62:142:GLU:HB2	1.55	0.89
26:14:1678:G:H22	26:14:1989:G:H22	1.20	0.89
26:1H:860:U:H5	26:1H:917:A:C2	1.90	0.88
34:18:2:ALA:HB2	34:28:21:LYS:HG3	1.55	0.88
26:1H:763:G:OP1	63:1H:3751:HOH:O	1.90	0.88
26:1H:2308:G:H1	26:1H:2311:A:H2	0.92	0.88
26:1H:1616:A:O2'	63:1H:3749:HOH:O	1.90	0.88
26:14:2113:U:H3'	26:14:2114:A:H4'	1.55	0.88
1:13:989:C:H42	1:13:1216:G:H1	1.18	0.88
26:1H:701:G:N7	63:1H:3846:HOH:O	2.07	0.88
26:1H:734:A:OP2	63:1H:3759:HOH:O	1.92	0.88
29:11:26:LYS:HD2	29:11:29:PRO:HG3	1.56	0.88
1:1G:800:G:O6	63:1G:1808:HOH:O	1.90	0.88
4:32:168:ARG:HH11	4:32:169:LYS:H	1.16	0.88
1:13:611:A:H61	1:13:629:G:H1	1.21	0.88
26:14:1352:U:OP1	63:14:3734:HOH:O	1.91	0.88
26:14:1952:A:C6	39:25:22:ILE:HD11	2.09	0.88
26:1H:2701:C:H3'	26:1H:2702:U:H5'	1.56	0.88
26:14:1899:G:H21	26:14:1902:C:H42	1.20	0.88
2:12:166:ASP:HB3	2:12:169:LYS:HB2	1.55	0.87
26:14:386:G:OP1	63:14:3733:HOH:O	1.90	0.87
50:D5:8:TYR:HD1	50:D5:62:PRO:HG3	1.36	0.87
1:13:588:G:OP2	63:13:1912:HOH:O	1.91	0.87
1:13:1182:G:H4'	1:13:1183:A:H5''	1.56	0.87
26:14:2448:A:OP1	63:14:3738:HOH:O	1.93	0.87
26:1H:2502:G:OP2	63:1H:3758:HOH:O	1.92	0.87
26:14:1899:G:H21	26:14:1902:C:N4	1.71	0.87
26:1H:1315:C:OP2	63:1H:3760:HOH:O	1.92	0.87
26:14:517:C:OP1	56:J5:16:ARG:NH2	2.08	0.87
26:1H:674:G:H1'	31:31:74:ARG:HD3	1.57	0.87
26:1H:1520:U:OP2	63:1H:3750:HOH:O	1.90	0.87
26:14:365:C:OP2	63:14:3735:HOH:O	1.92	0.87

Continued on next page...

Continued from previous page...

Atom-1	Atom-2	Interatomic distance (Å)	Clash overlap (Å)
26:1H:2006:C:OP1	63:1H:3723:HOH:O	1.90	0.87
26:14:2589:A:OP1	63:14:3732:HOH:O	1.91	0.87
26:1H:1263:U:O4	63:1H:3757:HOH:O	1.92	0.87
26:1H:1670:C:OP1	63:1H:3755:HOH:O	1.91	0.87
26:1H:1664:A:OP2	63:1H:3756:HOH:O	1.91	0.87
25:4K:23:A:H4'	25:4K:24:A:H5'	1.55	0.86
1:1G:1123:A:H4'	10:1A:36:GLY:HA3	1.56	0.86
26:14:409:C:OP1	63:14:3723:HOH:O	1.93	0.86
26:14:943:U:OP2	63:14:3739:HOH:O	1.93	0.86
26:14:2371:G:O6	63:14:3740:HOH:O	1.93	0.86
49:C5:28:LYS:HG3	49:C5:38:ILE:HG22	1.57	0.86
26:1H:138:G:N2	48:F8:44:GLU:OE2	2.07	0.86
26:14:1658:C:OP1	63:14:3737:HOH:O	1.93	0.86
26:14:2287:A:N6	26:14:2344:U:H3	1.72	0.86
1:13:974:A:OP2	14:5I:41:ARG:NH1	2.08	0.86
9:8E:50:LEU:HD23	9:8E:85:LEU:HD11	1.57	0.86
36:38:54:ALA:HB1	36:38:57:THR:HB	1.55	0.86
26:1H:586:A:OP2	63:1H:3754:HOH:O	1.91	0.86
26:1H:1968:G:OP1	63:1H:3762:HOH:O	1.92	0.86
33:51:4:ILE:HG23	33:51:6:ARG:H	1.38	0.86
26:14:1372:U:OP2	63:14:3744:HOH:O	1.94	0.86
50:D5:52:SER:O	50:D5:54:HIS:N	2.09	0.86
26:1H:2126:A:N6	26:1H:2163:C:O2'	2.08	0.86
50:D5:91:LEU:HD12	50:D5:130:PRO:HG3	1.57	0.86
26:1H:793:A:OP1	63:1H:3761:HOH:O	1.92	0.86
26:14:675:A:OP2	63:14:3736:HOH:O	1.92	0.86
26:1H:1187:G:OP2	63:1H:3764:HOH:O	1.93	0.85
26:14:793:A:OP1	63:14:3745:HOH:O	1.94	0.85
26:14:928:G:N7	63:14:3821:HOH:O	2.08	0.85
26:1H:1665:A:OP2	63:1H:3771:HOH:O	1.94	0.85
26:1H:2005:A:OP1	63:1H:3766:HOH:O	1.93	0.85
26:1H:761:A:OP1	63:1H:3734:HOH:O	1.93	0.85
26:1H:2270:G:OP2	63:1H:3768:HOH:O	1.94	0.85
1:1G:963:G:N3	10:1A:55:LYS:NZ	2.24	0.85
26:14:1019:U:H3	26:14:1142(A):A:H62	1.24	0.85
26:1H:1496:A:H8	26:1H:1577:C:HO2'	0.88	0.85
26:1H:2867:G:OP2	44:B8:119:LYS:NZ	2.09	0.85
20:BA:74:LYS:O	20:BA:76:ALA:N	2.10	0.85
33:59:101:ARG:HG3	33:59:117:PRO:HG3	1.59	0.85
1:13:572:A:OP1	63:13:1914:HOH:O	1.94	0.85
26:1H:732:C:OP2	63:1H:3769:HOH:O	1.94	0.85

Continued on next page...

Continued from previous page...

Atom-1	Atom-2	Interatomic distance (Å)	Clash overlap (Å)
26:1H:2111:C:N4	26:1H:2147:G:O6	2.08	0.85
26:14:2407:G:OP1	63:14:3742:HOH:O	1.93	0.85
26:1H:2061:G:OP1	63:1H:3763:HOH:O	1.92	0.85
49:C5:102:CYS:SG	49:C5:103:GLY:N	2.48	0.85
1:13:970:C:OP2	63:13:1913:HOH:O	1.93	0.85
23:2K:76:C:OP1	63:2K:201:HOH:O	1.95	0.84
36:38:27:VAL:HA	36:38:110:GLY:HA3	1.57	0.84
55:M8:40:HIS:NE2	55:M8:45:GLY:O	2.09	0.84
26:14:1359:A:N6	26:14:1372:U:H3	1.75	0.84
26:1H:2656:U:H3	26:1H:2665:A:H2	1.24	0.84
26:14:974(A):C:OP1	63:14:3747:HOH:O	1.94	0.84
10:1I:48:THR:HA	10:1I:62:HIS:HB3	1.60	0.84
26:14:2503:A:OP1	63:14:3717:HOH:O	1.93	0.84
27:1J:18:G:H1	27:1J:65:C:H42	1.24	0.84
46:95:37:VAL:HG21	46:95:57:VAL:HG12	1.58	0.84
18:9I:22:VAL:HG13	18:9I:42:ARG:HH12	1.42	0.84
1:1G:330:C:O2	63:1G:1809:HOH:O	1.93	0.84
26:14:2837:G:N7	63:14:3835:HOH:O	2.10	0.84
1:13:145:G:H1	1:13:177:C:H42	1.25	0.84
1:1G:572:A:OP2	63:1G:1810:HOH:O	1.94	0.84
1:13:1348:U:H3	1:13:1374:A:H2	1.26	0.84
26:1H:1086:A:H4'	26:1H:1103:A:H61	1.43	0.84
26:1H:1899:G:N2	26:1H:1902:C:H41	1.75	0.84
26:1H:2503:A:OP1	63:1H:3770:HOH:O	1.94	0.84
26:14:1425:G:O6	63:14:3743:HOH:O	1.94	0.84
45:85:92:ARG:HD3	45:85:94:ASN:HB3	1.58	0.84
1:1G:353:A:N7	63:1G:1836:HOH:O	2.11	0.84
26:14:574:C:OP1	63:14:3741:HOH:O	1.93	0.84
26:1H:592:G:H21	59:Q8:4:MET:HE1	1.41	0.84
1:1G:547:A:OP1	63:1G:1811:HOH:O	1.96	0.84
24:3L:18:G:H22	24:3L:56:U:H3	1.26	0.84
26:14:1268:A:OP1	63:14:3748:HOH:O	1.94	0.84
26:14:2088:G:O6	63:14:3751:HOH:O	1.96	0.84
1:13:5:U:OP1	1:13:5:U:H4'	1.78	0.84
26:1H:1639:U:OP1	63:1H:3777:HOH:O	1.96	0.84
26:1H:2819:G:OP1	63:1H:3767:HOH:O	1.94	0.84
28:79:20:TYR:O	28:79:224:ILE:HA	1.77	0.84
26:14:2582:G:OP2	63:14:3753:HOH:O	1.96	0.83
26:1H:733:G:N7	63:1H:3880:HOH:O	2.11	0.83
26:14:2268:A:OP1	63:14:3746:HOH:O	1.94	0.83
35:61:71:ILE:HG23	35:61:72:LEU:HD13	1.60	0.83

Continued on next page...

Continued from previous page...

Atom-1	Atom-2	Interatomic distance (Å)	Clash overlap (Å)
5:42:146:ALA:HB1	5:42:150:ARG:HH21	1.43	0.83
26:1H:1327:C:OP2	63:1H:3765:HOH:O	1.93	0.83
26:1H:2639:A:OP2	63:1H:3772:HOH:O	1.95	0.83
26:1H:620:G:H4'	26:1H:621:A:H5''	1.60	0.83
26:1H:1658:C:OP1	63:1H:3775:HOH:O	1.96	0.83
26:1H:2327:A:H2'	26:1H:2328:A:C8	2.13	0.83
26:14:733:G:OP2	63:14:3750:HOH:O	1.95	0.83
26:1H:120:U:OP2	63:1H:3783:HOH:O	1.97	0.83
26:1H:187:G:N7	63:1H:3869:HOH:O	2.09	0.83
26:1H:574:C:OP2	63:1H:3782:HOH:O	1.97	0.83
26:1H:1632:A:OP2	63:1H:3787:HOH:O	1.97	0.83
26:14:1265:A:OP2	63:14:3749:HOH:O	1.95	0.83
26:14:2126:A:H1'	26:14:2127:G:H5''	1.60	0.83
2:1E:69:LEU:HD23	2:1E:159:PRO:HG3	1.59	0.83
26:1H:1696:G:OP2	63:1H:3774:HOH:O	1.96	0.83
26:1H:2016:U:OP1	63:1H:3786:HOH:O	1.97	0.83
37:48:111:LYS:HE2	37:48:127:ILE:HG13	1.58	0.83
1:1G:973:G:N3	10:1A:55:LYS:HE2	1.93	0.83
7:6E:122:HIS:HA	7:6E:125:MET:HE2	1.61	0.83
26:1H:2287:A:N6	26:1H:2344:U:H3	1.77	0.83
39:68:35:VAL:HG11	39:68:103:ALA:HB3	1.59	0.83
26:14:141:A:H8	26:14:1595:G:H21	1.26	0.83
1:13:601:C:H2'	1:13:602:A:H8	1.42	0.83
1:13:1329:A:H5'	13:4I:29:ARG:HD2	1.59	0.83
26:1H:662:G:H5'	40:78:15:ARG:HA	1.58	0.83
26:1H:2588:G:OP1	63:1H:3781:HOH:O	1.96	0.83
1:1G:588:G:H1	1:1G:651:C:H42	1.22	0.83
26:14:90:U:O4'	63:14:3755:HOH:O	1.97	0.83
26:14:364:C:OP2	63:14:3754:HOH:O	1.96	0.83
27:16:58:A:OP2	63:16:302:HOH:O	1.95	0.83
1:1G:1273:G:H3'	1:1G:1274:G:H8	1.44	0.83
26:14:1022:G:O2'	26:14:1023:U:OP2	1.97	0.83
29:19:255:LYS:HZ2	29:19:255:LYS:H	1.24	0.83
1:13:975:A:H4'	1:13:976:G:H5''	1.61	0.82
11:2I:22:HIS:HB3	11:2I:29:ILE:HG23	1.61	0.82
26:1H:1249:U:N3	63:1H:3849:HOH:O	2.07	0.82
26:1H:2079:U:O4	63:1H:3785:HOH:O	1.97	0.82
26:14:784:A:OP1	63:14:3756:HOH:O	1.97	0.82
35:69:117:GLU:HG2	35:69:118:LYS:HE2	1.60	0.82
26:1H:1828:G:OP1	63:1H:3778:HOH:O	1.96	0.82
41:45:10:ARG:HA	41:45:10:ARG:HH11	1.44	0.82

Continued on next page...

Continued from previous page...

Atom-1	Atom-2	Interatomic distance (Å)	Clash overlap (Å)
19:AI:41:VAL:HG12	19:AI:44:MET:HB3	1.61	0.82
26:1H:1345:C:OP2	63:1H:3780:HOH:O	1.97	0.82
26:1H:2837:G:N7	63:1H:3876:HOH:O	2.10	0.82
27:16:81:G:OP2	63:16:303:HOH:O	1.96	0.82
29:11:29:PRO:O	29:11:30:GLU:HG2	1.79	0.82
35:61:9:LEU:HD21	35:61:35:LEU:HD12	1.61	0.82
26:1H:1664:A:OP1	63:1H:3771:HOH:O	1.97	0.82
26:1H:2196:C:OP2	63:1H:3776:HOH:O	1.96	0.82
1:1G:1342:C:H4'	9:82:125:TYR:HB2	1.61	0.82
26:14:2592:G:OP1	63:14:3725:HOH:O	1.96	0.82
7:6E:111:ARG:NH1	7:6E:113:GLU:OE2	2.12	0.82
2:12:77:ALA:HB2	2:12:211:ILE:HD13	1.61	0.82
3:22:112:SER:HB3	3:22:115:LEU:HB2	1.62	0.82
31:39:181:LEU:HD21	31:39:186:ILE:HD11	1.61	0.82
42:55:33:ARG:HG3	42:55:115:GLU:HB3	1.61	0.82
26:1H:563:G:OP2	63:1H:3773:HOH:O	1.95	0.82
40:35:39:LYS:HD2	40:35:45:LEU:HD21	1.62	0.82
31:31:101:LEU:HD23	31:31:102:PRO:HD2	1.61	0.82
26:14:1332:G:C8	26:14:1332:G:H5'	2.14	0.82
1:13:200:G:H1	1:13:217:C:H42	1.27	0.82
2:12:185:ILE:HG22	2:12:199:TYR:HB2	1.62	0.82
26:14:1970:A:OP1	63:14:3757:HOH:O	1.97	0.82
26:14:2016:U:OP1	63:14:3752:HOH:O	1.96	0.82
63:2K:201:HOH:O	26:1H:2602:A:OP1	1.98	0.82
26:1H:326:G:N7	63:1H:3901:HOH:O	2.13	0.82
26:14:660:G:H21	40:35:12:ALA:HA	1.44	0.82
31:39:188:ARG:HA	40:35:3:LEU:HD11	1.61	0.82
1:1G:1221:G:OP1	1:1G:1321:C:N4	2.13	0.81
26:14:2807:G:N2	26:14:2893:G:N7	2.27	0.81
14:5I:18:VAL:O	63:5I:201:HOH:O	1.96	0.81
26:1H:2469:A:H2	26:1H:2481:G:H21	1.26	0.81
1:1G:975:A:H4'	1:1G:976:G:H5''	1.61	0.81
26:14:1945:G:OP1	63:14:3758:HOH:O	1.98	0.81
1:13:766:A:OP2	63:13:1916:HOH:O	1.96	0.81
17:8I:22:LEU:HD11	17:8I:39:SER:HB3	1.62	0.81
26:1H:1383:C:O2	63:1H:3789:HOH:O	1.98	0.81
26:1H:2548:G:N7	63:1H:3903:HOH:O	2.13	0.81
1:1G:125:U:O4	63:1G:1813:HOH:O	1.98	0.81
20:BA:67:ALA:HA	20:BA:73:HIS:H	1.44	0.81
52:F5:91:LYS:O	52:F5:93:GLU:N	2.13	0.81
26:1H:1346:G:OP2	63:1H:3780:HOH:O	1.96	0.81

Continued on next page...

Continued from previous page...

Atom-1	Atom-2	Interatomic distance (Å)	Clash overlap (Å)
26:1H:2249:U:O4	63:1H:3743:HOH:O	1.97	0.81
1:1G:1028:C:H42	1:1G:1033:G:H1	1.28	0.81
26:14:601:C:OP1	31:39:108:LYS:NZ	2.13	0.81
2:1E:121:LEU:O	2:1E:139:LYS:NZ	2.13	0.81
26:1H:676:A:H8	26:1H:2069:G:H21	1.29	0.81
41:45:86:GLY:O	41:45:88:GLY:N	2.12	0.81
26:1H:249:C:OP1	63:1H:3795:HOH:O	1.99	0.81
26:1H:802:A:OP1	63:1H:3791:HOH:O	1.98	0.81
26:1H:1076:C:H2'	26:1H:1077:A:H5''	1.63	0.81
50:H8:6:LYS:N	50:H8:59:LEU:O	2.14	0.81
9:8E:45:ALA:O	9:8E:78:LYS:NZ	2.14	0.81
26:1H:1342:A:OP2	63:1H:3796:HOH:O	1.99	0.81
26:1H:2582:G:OP2	63:1H:3793:HOH:O	1.98	0.81
26:14:1357:U:O4	63:14:3767:HOH:O	1.99	0.81
26:14:2239:G:OP2	63:14:3759:HOH:O	1.98	0.81
24:3K:8:U:N3	24:3K:14:A:N7	2.29	0.81
26:1H:192:C:N3	63:1H:3890:HOH:O	2.12	0.81
26:1H:784:A:OP1	63:1H:3799:HOH:O	1.99	0.81
1:1G:1021:G:H2'	1:1G:1022:G:H8	1.45	0.81
32:49:5:VAL:HG12	32:49:7:LEU:H	1.45	0.81
26:1H:1633:G:O6	63:1H:3779:HOH:O	1.96	0.81
10:1A:33:GLN:HG3	10:1A:75:ILE:HG12	1.63	0.81
29:19:255:LYS:H	29:19:255:LYS:NZ	1.79	0.81
2:1E:80:ILE:HG12	2:1E:212:GLN:HB2	1.61	0.80
26:1H:147:U:O4	63:1H:3794:HOH:O	1.98	0.80
26:1H:801:G:OP2	63:1H:3784:HOH:O	1.97	0.80
26:1H:1349:A:OP1	63:1H:3788:HOH:O	1.98	0.80
52:J8:93:GLU:H	52:J8:94:LEU:HA	1.43	0.80
26:14:275:G:N2	26:14:276:A:N7	2.28	0.80
26:1H:1077:A:H3'	26:1H:1078:U:C5'	2.11	0.80
26:14:543:C:H42	26:14:550:G:H1	1.29	0.80
26:1H:1778:U:H2'	26:1H:1784:A:N6	1.95	0.80
26:1H:2577:A:OP1	63:1H:3792:HOH:O	1.98	0.80
24:3L:8:U:O2	24:3L:13:C:N4	2.12	0.80
29:19:69:ARG:NH2	29:19:128:GLY:O	2.14	0.80
20:BI:89:ARG:HD2	20:BI:104:LEU:HD21	1.62	0.80
26:1H:963:U:OP1	63:1H:3790:HOH:O	1.98	0.80
26:1H:1187:G:N7	63:1H:3905:HOH:O	2.13	0.80
26:14:399:G:OP2	63:14:3763:HOH:O	1.99	0.80
26:14:2681:C:H5	26:14:2725:A:H62	1.26	0.80
1:13:1305:G:H21	1:13:1331:G:H2'	1.46	0.80

Continued on next page...

Continued from previous page...

Atom-1	Atom-2	Interatomic distance (Å)	Clash overlap (Å)
44:75:55:ASN:H	44:75:59:THR:HG22	1.47	0.80
1:13:270:A:OP2	63:13:1917:HOH:O	2.00	0.80
24:3K:60:A:OP2	24:3K:60:A:H4'	1.82	0.80
26:14:249:C:OP1	63:14:3762:HOH:O	1.98	0.80
26:1H:948:G:O6	63:1H:3797:HOH:O	1.99	0.80
26:1H:1314:C:OP1	63:1H:3760:HOH:O	1.98	0.80
26:1H:2134:A:O2'	26:1H:2159:G:N2	2.15	0.80
1:13:448:A:OP2	1:13:485:G:N2	2.15	0.80
1:1G:1295:G:O2'	13:4A:14:ARG:NH1	2.14	0.80
26:1H:1496:A:H8	26:1H:1577:C:O2'	1.63	0.80
30:21:39:PRO:HD3	30:21:45:THR:HG22	1.63	0.80
1:1G:1147:C:O2	9:82:16:ARG:NH1	2.14	0.80
1:13:838:G:H1	1:13:848:C:N4	1.80	0.80
1:13:1256:A:N6	1:13:1278:U:OP2	2.14	0.80
26:1H:780:G:H21	26:1H:783:A:H62	1.28	0.80
1:1G:766:A:OP2	63:1G:1812:HOH:O	1.98	0.80
2:12:20:GLU:HG3	2:12:191:ASP:HB2	1.63	0.80
26:14:1209:G:OP2	63:14:3761:HOH:O	1.98	0.80
26:14:1828:G:OP2	63:14:3764:HOH:O	1.99	0.80
26:14:2593:U:O4	63:14:3712:HOH:O	2.00	0.80
18:9I:22:VAL:O	18:9I:42:ARG:NH2	2.16	0.79
26:1H:2533:A:OP2	63:1H:3804:HOH:O	2.00	0.79
1:1G:976:G:N2	1:1G:1362(A):C:OP2	2.10	0.79
1:1G:1281:U:OP2	1:1G:1282:C:N4	2.15	0.79
26:14:2518:A:OP2	63:14:3769:HOH:O	2.00	0.79
30:21:181:LEU:HD21	44:B8:6:LEU:HD12	1.63	0.79
1:1G:780:A:OP2	63:1G:1815:HOH:O	1.99	0.79
51:E5:53:MET:HG3	51:E5:59:LEU:HD23	1.64	0.79
4:3E:64:LEU:HD22	4:3E:198:VAL:HG11	1.65	0.79
26:1H:1021:A:H62	26:1H:1141:U:H3	1.27	0.79
26:1H:1083:U:OP1	36:38:47:ASN:ND2	2.16	0.79
36:38:138:LEU:HD21	34:28:26:ALA:HB2	1.63	0.79
1:1G:1402:C:OP2	63:1G:1816:HOH:O	1.99	0.79
26:14:879:G:O6	26:14:898:C:N4	2.16	0.79
26:14:1247:A:OP1	31:39:95:ARG:NH2	2.16	0.79
26:14:2447:G:H3'	63:14:3820:HOH:O	1.82	0.79
26:14:800:A:OP1	63:14:3760:HOH:O	1.98	0.79
26:1H:839:U:OP2	63:1H:3807:HOH:O	2.01	0.79
26:1H:910:A:H62	41:88:12:GLN:HA	1.48	0.79
1:1G:9:G:OP2	5:42:121:LYS:NZ	2.14	0.79
1:13:730:G:OP1	63:13:1918:HOH:O	2.01	0.79

Continued on next page...

Continued from previous page...

Atom-1	Atom-2	Interatomic distance (Å)	Clash overlap (Å)
22:1K:24:A:H2'	22:1K:25:G:H8	1.46	0.79
26:1H:453:C:OP1	63:1H:3800:HOH:O	1.99	0.79
26:1H:760:G:OP1	63:1H:3798:HOH:O	1.99	0.79
26:1H:2140:C:H42	26:1H:2151:G:H1	1.27	0.79
29:11:242:ARG:O	63:11:402:HOH:O	2.00	0.79
1:1G:411:A:H62	1:1G:413:G:H21	1.30	0.79
1:1G:1125:U:O4	10:1A:5:ARG:NH1	2.16	0.79
40:78:15:ARG:HB3	40:78:15:ARG:HH11	1.48	0.79
26:1H:2250:G:O5'	63:1H:3802:HOH:O	2.00	0.79
19:AA:45:VAL:HG12	19:AA:67:VAL:HG21	1.63	0.79
26:14:929:G:O6	63:14:3730:HOH:O	2.00	0.79
1:1G:576:G:OP1	63:1G:1818:HOH:O	2.00	0.79
10:1A:78:ASN:HB2	10:1A:81:THR:H	1.48	0.79
26:14:240:G:O6	63:14:3765:HOH:O	1.99	0.79
26:14:1278:A:N7	63:14:3864:HOH:O	2.16	0.79
40:35:97:PRO:HG3	40:35:112:LEU:HD12	1.64	0.79
1:13:1502:A:H2	1:13:1505:G:H1	1.31	0.78
26:1H:1858:G:O6	63:1H:3805:HOH:O	2.00	0.78
51:I8:11:ARG:O	51:I8:14:ARG:NH2	2.16	0.78
26:14:49:A:H4'	26:14:50:U:H5''	1.63	0.78
26:1H:2164:C:OP2	26:1H:2166:G:N2	2.16	0.78
1:1G:353:A:OP1	63:1G:1817:HOH:O	2.00	0.78
26:14:2830:G:O6	63:14:3773:HOH:O	2.01	0.78
26:1H:1156:A:OP2	63:1H:3801:HOH:O	2.00	0.78
48:F8:8:ILE:HD11	48:F8:43:VAL:HG22	1.65	0.78
7:62:113:GLU:HB2	7:62:119:ARG:HG2	1.66	0.78
26:1H:1113:U:OP1	33:51:2:SER:N	2.16	0.78
26:14:802:A:OP1	63:14:3768:HOH:O	2.00	0.78
44:75:56:GLY:O	44:75:59:THR:HG23	1.83	0.78
50:D5:146:ILE:HA	50:D5:174:VAL:HB	1.64	0.78
20:BI:53:LEU:HB3	20:BI:57:ARG:HH12	1.45	0.78
30:21:82:ARG:O	30:21:84:PHE:N	2.15	0.78
1:1G:768:A:OP2	63:1G:1820:HOH:O	2.01	0.78
59:M5:33:ASN:O	59:M5:35:GLN:N	2.15	0.78
1:13:859:A:H2'	1:13:860:A:H8	1.46	0.78
26:1H:770:G:N7	63:1H:3939:HOH:O	2.17	0.78
26:1H:2577:A:H5''	26:1H:2578:G:H5'	1.65	0.78
44:B8:62:THR:HG22	44:B8:75:ILE:HG13	1.64	0.78
44:B8:77:PRO:HG2	44:B8:80:SER:HB2	1.65	0.78
1:1G:992:U:H3	1:1G:1044:A:H62	1.32	0.78
1:13:153:C:H42	1:13:168:G:H1	1.32	0.78

Continued on next page...

Continued from previous page...

Atom-1	Atom-2	Interatomic distance (Å)	Clash overlap (Å)
2:1E:174:VAL:HG13	2:1E:184:VAL:HG11	1.64	0.78
26:1H:1199:U:OP1	63:1H:3809:HOH:O	2.01	0.78
26:1H:1650:G:O6	63:1H:3811:HOH:O	2.01	0.78
1:1G:673:G:H2'	1:1G:674:G:C8	2.19	0.78
26:14:1056:G:H4'	26:14:1086:A:H1'	1.66	0.78
26:14:248:G:OP1	63:14:3771:HOH:O	2.01	0.78
26:14:1300:U:O4	63:14:3766:HOH:O	1.99	0.78
26:14:2098:U:N3	26:14:2191:G:O6	2.16	0.78
26:14:2736:G:O6	63:14:3776:HOH:O	2.01	0.78
26:1H:2885:C:OP2	63:1H:3803:HOH:O	2.00	0.78
26:14:528:A:OP2	38:15:114:ARG:NH1	2.16	0.78
26:1H:1689:A:H62	26:1H:1698:A:H2	1.31	0.78
33:51:137:ASP:OD1	33:51:138:LYS:N	2.15	0.78
53:K8:15:LYS:H	53:K8:67:LYS:HE2	1.48	0.78
1:1G:943:U:H1'	9:82:124:GLN:HE22	1.49	0.78
26:14:819:A:OP2	26:14:1187:G:N2	2.16	0.78
33:59:41:MET:HB3	33:59:54:ARG:HA	1.66	0.78
1:13:838:G:H1	1:13:848:C:H42	1.32	0.77
11:2I:32:ILE:HD11	11:2I:68:ALA:HB1	1.64	0.77
12:3I:62:SER:HB2	12:3I:64:TYR:HD1	1.49	0.77
26:1H:142:G:H1'	48:F8:37:THR:HG21	1.64	0.77
26:1H:818:G:OP2	63:1H:3812:HOH:O	2.02	0.77
50:H8:80:ARG:HG3	50:H8:82:ARG:HG2	1.64	0.77
1:1G:315:A:OP1	63:1G:1822:HOH:O	2.02	0.77
1:1G:1026:G:O6	1:1G:1036:G:N2	2.17	0.77
49:C5:8:LYS:HD3	49:C5:97:ARG:HH12	1.48	0.77
26:1H:1728:G:H8	26:1H:1732:A:H62	1.31	0.77
38:58:70:LYS:HE3	38:58:72:TYR:HE1	1.49	0.77
26:14:1900:A:OP2	63:14:3770:HOH:O	2.01	0.77
27:1J:80:U:H2'	27:1J:81:G:H21	1.49	0.77
44:75:108:ARG:HA	44:75:111:ARG:HG3	1.65	0.77
7:62:71:PRO:HD3	7:62:103:TRP:HZ3	1.48	0.77
26:14:252:G:OP2	40:35:50:ARG:NH2	2.17	0.77
26:14:958:U:OP2	41:45:14:ARG:NH1	2.17	0.77
26:14:1776:G:OP2	63:14:3785:HOH:O	2.03	0.77
39:25:13:ASN:HD21	39:25:97:ARG:H	1.32	0.77
1:13:1007:C:O2	1:13:1022:G:N2	2.17	0.77
1:13:1165:C:O2	1:13:1171:G:N2	2.16	0.77
2:1E:68:ILE:HG13	2:1E:161:ALA:HB3	1.65	0.77
26:1H:1416:G:HO2'	26:1H:1417:C:H6	1.33	0.77
26:1H:2287:A:H62	26:1H:2344:U:H3	1.30	0.77

Continued on next page...

Continued from previous page...

Atom-1	Atom-2	Interatomic distance (Å)	Clash overlap (Å)
30:21:105:THR:OG1	30:21:199:ARG:NH2	2.18	0.77
1:13:1127:G:H2'	1:13:1128:C:C2	2.20	0.77
26:1H:450:G:OP2	63:1H:3808:HOH:O	2.01	0.77
1:1G:573:A:OP2	63:1G:1819:HOH:O	2.01	0.77
2:12:63:MET:HG3	2:12:225:ALA:HB1	1.66	0.77
24:3L:18:G:H21	24:3L:59:A:H5'	1.49	0.77
26:14:1263:U:OP2	63:14:3772:HOH:O	2.01	0.77
26:14:2302:G:N2	26:14:2314:C:O2	2.18	0.77
1:13:768:A:OP2	63:13:1919:HOH:O	2.02	0.77
26:1H:578:A:OP2	63:1H:3810:HOH:O	2.01	0.77
26:1H:947:G:O6	63:1H:3813:HOH:O	2.02	0.77
26:1H:2396:G:H5''	52:J8:25:LYS:HE2	1.67	0.77
26:14:751:A:OP1	63:14:3784:HOH:O	2.03	0.77
38:15:42:TRP:O	45:85:64:ARG:NH2	2.17	0.77
26:1H:1779:U:H2'	63:1H:4061:HOH:O	1.83	0.77
31:31:6:VAL:N	31:31:24:LEU:O	2.18	0.77
1:1G:1264:C:N4	1:1G:1271:G:O6	2.17	0.77
1:13:564:C:H5''	63:13:2006:HOH:O	1.84	0.77
15:6I:16:ALA:HB1	15:6I:21:ASP:HB3	1.66	0.77
26:1H:2419:U:O4	63:1H:3815:HOH:O	2.03	0.77
45:C8:92:ARG:CZ	46:D8:11:GLN:H	1.97	0.77
1:1G:1021:G:H2'	1:1G:1022:G:C8	2.20	0.77
1:1G:1316:G:N2	1:1G:1319:A:H5''	2.00	0.77
1:1G:1505:G:OP1	63:1G:1821:HOH:O	2.01	0.77
26:14:404:C:OP1	63:14:3783:HOH:O	2.02	0.77
20:BI:71:THR:HG22	20:BI:72:LEU:H	1.50	0.77
26:1H:567:A:OP1	63:1H:3817:HOH:O	2.03	0.77
2:12:47:THR:HA	2:12:202:PRO:HG2	1.66	0.77
26:14:411:G:OP1	63:14:3742:HOH:O	2.03	0.77
26:14:790:C:O5'	63:14:3778:HOH:O	2.02	0.77
26:14:1021:A:H62	26:14:1141:U:H3	1.30	0.77
26:14:1898:U:O4	63:14:3786:HOH:O	2.03	0.77
26:14:2357:U:OP1	51:E5:20:ARG:NH1	2.17	0.77
59:M5:33:ASN:OD1	59:M5:36:LYS:NZ	2.18	0.77
26:1H:810:U:OP1	63:1H:3709:HOH:O	2.01	0.77
1:1G:1162:C:H42	1:1G:1174:G:H1	1.33	0.77
26:14:1614:A:OP1	63:14:3789:HOH:O	2.03	0.77
1:13:1526:G:O3'	63:13:1921:HOH:O	2.02	0.76
23:2K:55:5MU:O4	63:2K:202:HOH:O	2.02	0.76
26:1H:1287:A:N7	42:98:107:ASP:HB2	2.00	0.76
26:1H:1388:G:H2'	26:1H:1389:G:H8	1.47	0.76

Continued on next page...

Continued from previous page...

Atom-1	Atom-2	Interatomic distance (Å)	Clash overlap (Å)
30:21:77:ILE:O	30:21:79:ARG:N	2.18	0.76
35:61:68:LEU:HA	35:61:71:ILE:HG22	1.66	0.76
38:58:9:VAL:HG21	38:58:39:ARG:HH12	1.49	0.76
1:13:352:C:OP2	63:13:1924:HOH:O	2.04	0.76
1:13:503:C:OP2	12:3I:116:SER:OG	2.02	0.76
13:4I:91:ARG:HB2	13:4I:98:VAL:HG12	1.67	0.76
26:1H:2588:G:OP1	63:1H:3806:HOH:O	2.01	0.76
45:C8:92:ARG:NH1	46:D8:11:GLN:O	2.18	0.76
1:1G:536:C:OP2	63:1G:1823:HOH:O	2.03	0.76
6:52:5:GLU:OE2	63:52:301:HOH:O	2.03	0.76
26:14:409:C:O2	63:14:3781:HOH:O	2.02	0.76
26:14:2588:G:OP1	63:14:3777:HOH:O	2.02	0.76
1:13:446:G:H1	1:13:488:C:H42	1.31	0.76
22:1K:7:G:H3'	22:1K:8:4SU:H5'	1.67	0.76
26:1H:192:C:OP2	63:1H:3814:HOH:O	2.02	0.76
26:1H:363(B):G:H2'	26:1H:363(C):G:H8	1.49	0.76
1:1G:1007:C:O2	1:1G:1023:G:N2	2.18	0.76
26:14:574:C:OP2	63:14:3792:HOH:O	2.03	0.76
26:14:1314:C:OP1	63:14:3779:HOH:O	2.02	0.76
26:14:1332:G:H5'	26:14:1332:G:H8	1.49	0.76
26:14:1774:C:OP1	63:14:3774:HOH:O	2.01	0.76
31:39:28:ILE:HA	31:39:112:MET:HG2	1.68	0.76
26:1H:2447:G:O5'	63:1H:3822:HOH:O	2.04	0.76
35:61:78:THR:HA	35:61:141:LYS:HB2	1.68	0.76
5:42:75:THR:OG1	5:42:117:ASP:O	2.02	0.76
1:13:504:C:OP1	63:13:1922:HOH:O	2.03	0.76
26:1H:270(E):G:H1	26:1H:270(U):C:H42	1.33	0.76
42:98:67:LEU:HD22	42:98:76:VAL:HG21	1.68	0.76
26:14:725:G:OP2	63:14:3782:HOH:O	2.02	0.76
41:45:88:GLY:O	41:45:89:ASN:ND2	2.18	0.76
26:1H:2574:G:OP1	63:1H:3725:HOH:O	2.03	0.76
24:3L:46:G:O2'	24:3L:47:G:H5'	1.85	0.76
30:29:70:ALA:O	30:29:72:VAL:N	2.17	0.76
1:13:803:G:OP1	63:13:1925:HOH:O	2.04	0.76
1:13:1178:G:H5''	9:8E:93:ARG:HH22	1.50	0.76
26:1H:585:G:OP2	63:1H:3823:HOH:O	2.04	0.76
26:1H:1658:C:OP1	63:1H:3819:HOH:O	2.03	0.76
26:14:1209:G:O6	63:14:3790:HOH:O	2.03	0.76
35:69:41:GLU:HA	35:69:44:LEU:HB2	1.67	0.76
49:C5:51:VAL:HG12	49:C5:57:GLN:HG3	1.66	0.76
26:1H:270(K):C:O2	26:1H:270(N):G:N1	2.18	0.76

Continued on next page...

Continued from previous page...

Atom-1	Atom-2	Interatomic distance (Å)	Clash overlap (Å)
27:16:31:C:O2	27:16:53:A:N6	2.19	0.76
31:31:198:ALA:HA	31:31:201:VAL:HG12	1.68	0.76
11:2A:98:LEU:O	11:2A:101:SER:OG	2.04	0.76
26:14:2615:U:OP2	63:14:3791:HOH:O	2.03	0.76
26:14:2652:C:H42	26:14:2668:G:H1	1.34	0.76
17:8I:48:GLU:O	17:8I:50:LYS:N	2.18	0.76
47:E8:18:ARG:HD3	47:E8:76:VAL:HG13	1.68	0.76
51:I8:14:ARG:NH1	63:I8:201:HOH:O	2.18	0.76
54:L8:12:PRO:O	54:L8:20:LYS:NZ	2.19	0.76
23:2L:24:C:H2'	23:2L:25:U:C6	2.21	0.76
26:14:676:A:H8	26:14:2069:G:H21	1.34	0.76
26:14:2520:C:H41	26:14:2542:A:H62	1.34	0.76
3:2E:58:GLU:HB2	3:2E:65:ALA:HB3	1.68	0.76
26:1H:2312:U:H5'	32:41:88:ILE:HD12	1.68	0.76
20:BA:56:MET:HG3	20:BA:88:VAL:HG21	1.67	0.76
26:14:1329:U:H5''	26:14:1330:C:H5	1.49	0.76
7:6E:62:PHE:HA	7:6E:124:LEU:HD21	1.68	0.75
9:82:112:LYS:HA	9:82:119:ALA:HB2	1.67	0.75
26:14:2270:G:OP2	63:14:3794:HOH:O	2.04	0.75
2:1E:32:ILE:HD13	2:1E:40:HIS:HB3	1.67	0.75
26:1H:926:A:N7	63:1H:3947:HOH:O	2.17	0.75
32:41:173:LEU:HB3	32:41:178:PHE:CD2	2.21	0.75
10:1A:3:LYS:N	10:1A:74:ILE:O	2.19	0.75
26:14:2268:A:OP1	63:14:3788:HOH:O	2.03	0.75
31:39:123:LEU:O	31:39:125:LEU:N	2.15	0.75
1:13:1385:G:N7	63:13:1961:HOH:O	2.20	0.75
26:1H:1269:A:N7	63:1H:3955:HOH:O	2.19	0.75
26:1H:1479:G:N7	26:1H:1510:A:N6	2.35	0.75
1:1G:438:G:OP1	63:1G:1826:HOH:O	2.04	0.75
1:1G:1262:C:H42	1:1G:1273:G:H1	1.34	0.75
26:1H:2139:C:N4	26:1H:2152:G:O6	2.18	0.75
27:16:15:A:H5'	27:16:16:G:C8	2.22	0.75
28:71:29:VAL:HG21	28:71:185:LEU:HG	1.69	0.75
1:1G:957:U:H1'	1:1G:960:U:C5	2.19	0.75
19:AA:41:VAL:HG23	19:AA:44:MET:HB2	1.69	0.75
26:14:5:A:N6	26:14:2629:A:O2'	2.20	0.75
26:14:2785:C:O2'	30:29:64:LYS:NZ	2.20	0.75
1:13:130:A:OP2	17:8I:63:ARG:NH2	2.19	0.75
26:1H:373:U:OP2	63:1H:3827:HOH:O	2.05	0.75
26:1H:511:U:OP2	63:1H:3821:HOH:O	2.04	0.75
7:62:68:ASN:ND2	7:62:127:ALA:O	2.19	0.75

Continued on next page...

Continued from previous page...

Atom-1	Atom-2	Interatomic distance (Å)	Clash overlap (Å)
26:14:2782:G:OP2	63:14:3795:HOH:O	2.04	0.75
52:F5:91:LYS:HE2	52:F5:91:LYS:HA	1.69	0.75
26:1H:2308:G:N1	26:1H:2311:A:H2	1.78	0.75
10:1A:24:VAL:HG21	10:1A:37:PRO:HG3	1.67	0.75
26:14:1298:C:OP2	63:14:3780:HOH:O	2.02	0.75
26:14:1417:C:OP2	63:14:3799:HOH:O	2.05	0.75
26:14:2006:C:OP1	63:14:3748:HOH:O	2.04	0.75
26:1H:275:G:N2	26:1H:276:A:N7	2.33	0.75
36:38:70:GLU:HB3	36:38:71:LEU:HG	1.67	0.75
26:14:563:G:OP2	63:14:3797:HOH:O	2.04	0.75
30:29:36:ARG:HH22	30:29:88:GLY:HA2	1.51	0.75
33:59:87:LEU:HD22	33:59:162:ILE:HG22	1.68	0.75
50:D5:51:ALA:HB1	50:D5:57:ILE:HD11	1.68	0.75
1:13:564:C:OP2	63:13:1923:HOH:O	2.04	0.75
5:4E:65:ASN:OD1	5:4E:140:ARG:NH2	2.20	0.75
26:1H:2850:A:OP2	63:1H:3830:HOH:O	2.05	0.75
1:1G:560:U:OP2	63:1G:1825:HOH:O	2.03	0.75
26:14:1959:G:N7	63:14:3883:HOH:O	2.19	0.75
26:14:2028:U:O4	63:14:3775:HOH:O	2.01	0.75
1:13:1213:A:O2'	1:13:1215:G:N7	2.19	0.74
36:38:102:LYS:HE2	36:38:103:GLY:H	1.52	0.74
22:1L:64:U:O2'	26:14:2482:G:O2'	2.03	0.74
26:14:2705:A:OP2	63:14:3787:HOH:O	2.03	0.74
52:F5:92:LYS:O	52:F5:94:LEU:N	2.20	0.74
26:1H:1190:G:N7	63:1H:3965:HOH:O	2.20	0.74
44:B8:29:ARG:HB2	44:B8:46:GLU:HG3	1.69	0.74
1:1G:550:G:OP1	63:1G:1824:HOH:O	2.03	0.74
1:1G:1154:G:H2'	1:1G:1155:G:H8	1.51	0.74
4:32:20:TYR:HD1	4:32:26:CYS:HB3	1.51	0.74
26:14:1855:G:N7	63:14:3879:HOH:O	2.19	0.74
39:25:24:VAL:HG12	39:25:33:ALA:HB2	1.68	0.74
1:13:1391:U:H2'	1:13:1392:G:C8	2.22	0.74
26:1H:252:G:OP2	40:78:50:ARG:NH1	2.19	0.74
26:1H:842:G:N7	63:1H:3969:HOH:O	2.21	0.74
26:1H:943:U:O4	63:1H:3816:HOH:O	2.03	0.74
2:12:102:LEU:HD23	2:12:182:ILE:HD12	1.69	0.74
29:19:49:ILE:HD11	29:19:52:ARG:HA	1.68	0.74
46:95:69:LYS:HG2	46:95:88:ARG:HD3	1.69	0.74
48:B5:43:VAL:HG23	48:B5:51:VAL:HG21	1.69	0.74
26:1H:2849:U:H4'	26:1H:2868:A:C2	2.23	0.74
47:E8:73:ALA:HB3	47:E8:106:ILE:HB	1.70	0.74

Continued on next page...

Continued from previous page...

Atom-1	Atom-2	Interatomic distance (Å)	Clash overlap (Å)
1:1G:1089:G:H1	1:1G:1096:C:H42	1.35	0.74
10:1A:34:VAL:HG22	10:1A:74:ILE:HG22	1.67	0.74
26:14:411:G:H5''	63:14:3932:HOH:O	1.86	0.74
26:14:625:G:N7	40:35:107:LYS:NZ	2.34	0.74
26:14:848:G:H2'	26:14:849:A:C8	2.22	0.74
26:14:1970:A:OP2	63:14:3793:HOH:O	2.04	0.74
31:39:128:ALA:O	31:39:142:TRP:NE1	2.17	0.74
42:55:38:VAL:HG12	42:55:42:LYS:HD2	1.67	0.74
1:13:310:G:OP2	16:7I:27:LYS:NZ	2.21	0.74
1:13:1228:C:H2'	1:13:1229:A:H8	1.52	0.74
3:2E:72:LYS:HD3	3:2E:75:VAL:HG21	1.69	0.74
13:4I:13:LYS:O	13:4I:44:ARG:NH1	2.20	0.74
26:1H:877:U:O4	26:1H:899:A:N6	2.20	0.74
26:1H:1521:G:N7	63:1H:3966:HOH:O	2.20	0.74
43:A8:24:LEU:HB2	43:A8:85:VAL:HG12	1.70	0.74
1:1G:79:G:H1	1:1G:90:C:H42	1.32	0.74
1:1G:1534:A:N6	25:4L:10:G:O6	2.19	0.74
1:13:1132:C:H2'	1:13:1133:G:H8	1.52	0.74
26:1H:148:C:OP2	63:1H:3832:HOH:O	2.05	0.74
26:1H:860:U:H5	26:1H:917:A:H2	1.34	0.74
26:1H:2447:G:OP1	63:1H:3824:HOH:O	2.04	0.74
1:1G:523:A:H61	12:3A:92:ASP:HB2	1.52	0.74
1:1G:1502:A:H2	1:1G:1505:G:H1	1.34	0.74
26:14:1111:A:H5'	33:59:3:ARG:HD3	1.69	0.74
26:14:1187:G:OP2	63:14:3798:HOH:O	2.05	0.74
26:14:1778:U:H2'	26:14:1784:A:N6	2.01	0.74
33:59:18:GLU:HG3	33:59:25:LYS:HB2	1.69	0.74
1:13:110:C:O2'	16:7I:25:ARG:O	2.05	0.74
13:4I:108:ARG:NH1	13:4I:112:GLY:O	2.20	0.74
26:1H:1209:G:OP2	63:1H:3818:HOH:O	2.03	0.74
26:1H:2685:G:O6	63:1H:3828:HOH:O	2.05	0.74
55:M8:37:SER:HA	55:M8:41:PRO:HD2	1.69	0.74
1:1G:957:U:O2'	1:1G:959:A:N7	2.21	0.74
4:32:152:SER:O	4:32:154:ASN:N	2.17	0.74
26:14:49:A:H5''	26:14:51:G:O4'	1.87	0.74
26:14:450:G:OP2	63:14:3802:HOH:O	2.05	0.74
1:13:1348:U:H2'	1:13:1349:A:H8	1.53	0.74
12:3I:32:PHE:HB3	12:3I:84:LEU:HD11	1.69	0.74
24:3K:18:G:N2	24:3K:59:A:H5'	2.03	0.74
26:1H:664:C:OP1	40:78:18:ARG:NH2	2.18	0.74
26:1H:2502:G:OP2	63:1H:3829:HOH:O	2.05	0.74

Continued on next page...

Continued from previous page...

Atom-1	Atom-2	Interatomic distance (Å)	Clash overlap (Å)
30:21:127:ASP:OD2	63:21:402:HOH:O	2.06	0.74
34:18:24:ILE:O	34:18:26:ALA:N	2.20	0.74
50:D5:175:VAL:HG22	50:D5:176:PRO:HA	1.68	0.74
4:3E:165:MET:HA	4:3E:168:ARG:HD3	1.68	0.74
9:8E:78:LYS:HE3	9:8E:101:PHE:HE1	1.53	0.74
26:1H:881:G:O6	26:1H:895:U:N3	2.20	0.74
24:3L:6:U:H3	24:3L:68:G:H22	1.35	0.74
35:69:140:LEU:HD12	35:69:141:LYS:H	1.53	0.74
1:13:1482:G:O6	63:13:1926:HOH:O	2.04	0.74
26:1H:1441:G:N7	63:1H:3974:HOH:O	2.21	0.74
26:1H:2849:U:O2'	63:1H:3825:HOH:O	2.04	0.74
39:25:85:VAL:HG11	39:25:114:ILE:HD13	1.70	0.74
56:J5:41:PRO:O	56:J5:44:THR:OG1	2.05	0.74
19:AI:15:LEU:HA	19:AI:18:LYS:HG2	1.70	0.73
26:1H:232:G:H5''	26:1H:232:G:H8	1.51	0.73
36:38:45:LYS:HD3	37:48:119:ASP:HB3	1.69	0.73
26:1H:860:U:H5''	63:1H:4041:HOH:O	1.87	0.73
42:98:78:LYS:HE2	42:98:83:ILE:HD11	1.69	0.73
2:12:76:GLN:NE2	2:12:206:ASP:OD2	2.21	0.73
26:14:890:A:H2'	26:14:892:G:C8	2.23	0.73
26:14:1341:U:OP2	26:14:1394:U:O2'	2.06	0.73
26:14:1382:G:N7	63:14:3892:HOH:O	2.20	0.73
1:13:1335:C:O2	63:13:1928:HOH:O	2.06	0.73
26:1H:971:C:OP2	63:1H:3826:HOH:O	2.05	0.73
26:1H:2347:C:OP1	57:O8:39:TYR:OH	2.05	0.73
34:18:30:ALA:HA	34:28:3:LEU:HG	1.68	0.73
49:G8:38:ILE:HD11	49:G8:64:GLU:HG3	1.71	0.73
1:1G:572:A:OP2	63:1G:1828:HOH:O	2.05	0.73
46:95:3:ALA:HB2	46:95:99:ILE:HG21	1.69	0.73
1:13:542:G:OP1	4:3E:10:ARG:NH2	2.22	0.73
26:1H:800:A:OP1	63:1H:3839:HOH:O	2.06	0.73
26:1H:1046:A:N7	36:38:3:ASN:ND2	2.34	0.73
22:1L:10:G:H22	22:1L:27:A:H1'	1.52	0.73
26:14:801:G:OP2	63:14:3805:HOH:O	2.07	0.73
26:14:2499:C:OP1	63:14:3738:HOH:O	2.04	0.73
1:13:664:G:H22	1:13:741:G:H1	1.34	0.73
24:3K:5:C:O2	24:3K:69:G:N2	2.17	0.73
26:1H:586:A:OP2	63:1H:3834:HOH:O	2.06	0.73
26:1H:780:G:H21	26:1H:783:A:N6	1.85	0.73
2:1E:87:ARG:NH2	2:1E:220:ASP:OD1	2.20	0.73
20:BI:69:GLY:O	20:BI:73:HIS:NE2	2.21	0.73

Continued on next page...

Continued from previous page...

Atom-1	Atom-2	Interatomic distance (Å)	Clash overlap (Å)
1:1G:240:C:O2	1:1G:286:G:N2	2.19	0.73
26:14:1616:A:O2'	63:14:3796:HOH:O	2.04	0.73
49:C5:48:ALA:HB3	49:C5:59:GLY:HA3	1.69	0.73
1:13:963:G:N2	1:13:972:C:N3	2.29	0.73
26:1H:1676:A:OP2	63:1H:3841:HOH:O	2.06	0.73
26:1H:2105:C:H2'	26:1H:2106:G:H8	1.53	0.73
26:1H:2504:U:OP1	63:1H:3845:HOH:O	2.07	0.73
26:1H:2878:U:O4	63:1H:3820:HOH:O	2.04	0.73
32:41:113:ARG:NE	55:M8:34:GLU:OE1	2.17	0.73
37:48:90:LYS:O	37:48:92:GLY:N	2.22	0.73
50:H8:61:LEU:HD22	50:H8:67:LEU:HD11	1.69	0.73
26:14:1358:G:N1	63:14:3744:HOH:O	2.22	0.73
26:14:2074:U:OP1	63:14:3804:HOH:O	2.06	0.73
1:13:35:G:O2'	12:3I:118:SER:O	2.05	0.73
26:1H:48:G:O6	63:1H:3847:HOH:O	2.07	0.73
26:1H:70:G:H21	26:1H:71:A:N6	1.86	0.73
26:1H:509:C:OP1	63:1H:3840:HOH:O	2.06	0.73
26:1H:723:G:O6	63:1H:3836:HOH:O	2.06	0.73
26:1H:1828:G:OP1	63:1H:3835:HOH:O	2.06	0.73
30:21:38:THR:HG23	30:21:41:LYS:H	1.53	0.73
54:L8:26:LEU:HB2	54:L8:28:LEU:HD12	1.71	0.73
1:1G:5:U:H4'	1:1G:5:U:OP1	1.89	0.73
11:2A:29:ILE:HG22	11:2A:44:SER:HB2	1.70	0.73
24:3L:57:C:H2'	24:3L:58:G:C8	2.24	0.73
26:1H:761:A:N7	63:1H:3936:HOH:O	2.21	0.73
26:1H:2751:G:H1'	33:51:3:ARG:CZ	2.18	0.73
16:7A:14:ASN:OD1	16:7A:42:ARG:NH2	2.22	0.73
26:14:1676:A:OP2	63:14:3806:HOH:O	2.07	0.73
26:14:1997:G:OP2	63:14:3801:HOH:O	2.05	0.73
12:3I:33:ARG:HG2	12:3I:60:LEU:HD11	1.71	0.73
26:1H:2062:A:H2'	26:1H:2062:A:N3	2.03	0.73
22:1L:15:G:N2	22:1L:22:A:H1'	2.02	0.73
35:69:110:ASP:N	35:69:130:TYR:OH	2.20	0.73
1:13:1417:G:O6	63:13:1920:HOH:O	2.02	0.72
40:78:79:ARG:HB2	40:78:110:TYR:HD1	1.54	0.72
2:12:74:LYS:NZ	2:12:205:ASP:O	2.20	0.72
26:1H:363(B):G:H2'	26:1H:363(C):G:C8	2.25	0.72
26:1H:409:C:OP1	63:1H:3851:HOH:O	2.07	0.72
26:1H:1602:U:O4	63:1H:3796:HOH:O	2.06	0.72
36:38:93:LEU:HD21	36:38:98:LYS:O	1.88	0.72
22:1L:56:PSU:HN1	41:45:60:ARG:HH22	1.35	0.72

Continued on next page...

Continued from previous page...

Atom-1	Atom-2	Interatomic distance (Å)	Clash overlap (Å)
26:14:654(C):G:H22	26:14:654(R):C:H1'	1.53	0.72
26:14:2415:G:H4'	40:35:67:MET:N	2.03	0.72
27:1J:25:A:OP1	63:1J:301:HOH:O	2.05	0.72
1:13:1110:A:OP2	63:13:1931:HOH:O	2.08	0.72
26:1H:121:G:OP1	63:1H:3855:HOH:O	2.08	0.72
26:1H:2068:U:N3	26:1H:2430:A:H2	1.86	0.72
29:11:69:ARG:NH2	29:11:128:GLY:O	2.19	0.72
37:48:51:ALA:HB3	37:48:76:TYR:HA	1.70	0.72
24:3L:36:C:HO2'	24:3L:37:G:H8	1.35	0.72
26:14:517:C:OP2	56:J5:13:LYS:NZ	2.21	0.72
26:14:1053:C:N4	26:14:1106:G:O6	2.18	0.72
26:14:1332:G:H5''	63:14:3875:HOH:O	1.89	0.72
26:14:1417:C:OP2	63:14:3812:HOH:O	2.08	0.72
28:79:38:ASP:OD2	28:79:177:LYS:NZ	2.18	0.72
26:1H:2053:G:OP2	63:1H:3838:HOH:O	2.06	0.72
43:65:106:ARG:NH2	43:65:107:GLU:OE1	2.22	0.72
1:13:346:G:O2'	44:B8:41:ARG:NH1	2.23	0.72
11:2A:82:VAL:HB	11:2A:108:ILE:HG12	1.70	0.72
26:14:575:A:O3'	63:14:3810:HOH:O	2.07	0.72
26:14:780:G:H21	26:14:783:A:N6	1.85	0.72
26:14:1378:A:O2'	26:14:1380:G:N7	2.18	0.72
26:14:1604:C:OP1	63:14:3719:HOH:O	2.06	0.72
26:14:2636:U:OP1	30:29:80:GLU:HB2	1.89	0.72
40:35:96:THR:HG23	40:35:99:LEU:HB3	1.71	0.72
52:F5:92:LYS:O	52:F5:95:LEU:N	2.23	0.72
26:1H:54:G:O6	63:1H:3844:HOH:O	2.07	0.72
26:1H:2838:G:N7	63:1H:3987:HOH:O	2.22	0.72
1:1G:502:G:O2'	63:1G:1829:HOH:O	2.07	0.72
26:14:751:A:OP1	63:14:3809:HOH:O	2.07	0.72
33:59:86:GLU:HG3	33:59:165:ALA:HB2	1.71	0.72
1:13:1422:G:H5'	39:68:48:PRO:HB3	1.71	0.72
1:1G:167:G:O6	63:1G:1827:HOH:O	2.04	0.72
26:14:1169:G:H1	26:14:1180:C:H42	1.36	0.72
26:14:1210:A:H5'	26:14:1212:G:H5'	1.71	0.72
1:13:501:C:H2'	1:13:502:G:H8	1.55	0.72
26:1H:192:C:OP1	63:1H:3833:HOH:O	2.06	0.72
26:1H:2255:G:OP2	63:1H:3843:HOH:O	2.06	0.72
36:38:39:ALA:HA	36:38:42:GLN:HB3	1.72	0.72
46:D8:14:VAL:HB	46:D8:96:ILE:HG13	1.72	0.72
1:1G:1095:U:P	1:1G:1108:G:H1	2.12	0.72
26:14:831:G:OP1	63:14:3808:HOH:O	2.07	0.72

Continued on next page...

Continued from previous page...

Atom-1	Atom-2	Interatomic distance (Å)	Clash overlap (Å)
26:14:1828:G:OP1	63:14:3807:HOH:O	2.07	0.72
33:59:117:PRO:HB3	33:59:123:PHE:HE2	1.53	0.72
43:65:3:ARG:HH21	43:65:4:LEU:HB2	1.55	0.72
1:13:737:A:H2'	1:13:738:C:H6	1.52	0.72
1:13:1197:G:OP2	63:13:1911:HOH:O	2.06	0.72
1:13:1305:G:N2	1:13:1331:G:H2'	2.03	0.72
26:1H:773:U:OP1	63:1H:3852:HOH:O	2.07	0.72
26:1H:1244:G:N7	63:1H:3998:HOH:O	2.23	0.72
26:14:386:G:O3'	63:14:3814:HOH:O	2.08	0.72
26:14:1534:G:H3'	26:14:1535:U:C5'	2.20	0.72
50:D5:59:LEU:O	50:D5:61:LEU:N	2.22	0.72
1:13:1423:G:OP1	39:68:49:ARG:NH2	2.23	0.72
26:1H:2846:G:N7	63:1H:3996:HOH:O	2.23	0.72
42:98:57:ARG:HB3	42:98:59:ASP:OD1	1.90	0.72
1:1G:628:G:H2'	1:1G:629:G:C8	2.25	0.72
1:1G:1435:G:H2'	1:1G:1436:U:C6	2.25	0.72
26:14:1166:C:O2'	63:14:3818:HOH:O	2.08	0.72
29:19:71:ASP:OD1	29:19:103:ARG:NH2	2.23	0.72
31:39:58:ALA:O	63:39:401:HOH:O	2.07	0.72
1:13:601:C:H2'	1:13:602:A:C8	2.25	0.71
1:13:937:A:OP2	63:13:1934:HOH:O	2.08	0.71
9:8E:13:ALA:HB2	9:8E:68:GLY:HA3	1.72	0.71
26:1H:1869:G:N7	63:1H:3981:HOH:O	2.22	0.71
30:21:127:ASP:OD2	63:21:403:HOH:O	2.08	0.71
29:19:12:SER:HB2	29:19:208:LYS:HB3	1.72	0.71
50:D5:33:LEU:HD23	50:D5:90:VAL:HG21	1.72	0.71
50:D5:79:ARG:HB3	50:D5:80:ARG:HG3	1.72	0.71
1:13:963:G:H21	10:1I:55:LYS:CE	2.03	0.71
26:1H:805:G:OP1	63:1H:3857:HOH:O	2.08	0.71
26:1H:851:U:OP1	54:L8:49:LYS:NZ	2.17	0.71
26:1H:1781:C:H3'	63:1H:3730:HOH:O	1.88	0.71
38:58:39:ARG:NH2	38:58:41:ASP:OD2	2.23	0.71
38:58:56:ASN:N	38:58:125:GLY:O	2.16	0.71
45:85:100:VAL:O	45:85:101:ARG:HG2	1.90	0.71
26:1H:1670:C:OP1	63:1H:3856:HOH:O	2.08	0.71
26:1H:2433:A:OP2	63:1H:3842:HOH:O	2.06	0.71
26:1H:2598:A:OP1	63:1H:3837:HOH:O	2.06	0.71
1:1G:973:G:O2'	10:1A:54:PHE:O	2.09	0.71
7:62:16:LEU:HD21	9:82:45:ALA:HB2	1.73	0.71
8:72:12:ARG:HD3	8:72:26:VAL:HG12	1.71	0.71
32:49:161:THR:HG22	32:49:163:ALA:H	1.55	0.71

Continued on next page...

Continued from previous page...

Atom-1	Atom-2	Interatomic distance (Å)	Clash overlap (Å)
40:35:8:PRO:HG2	40:35:13:ASN:HD22	1.53	0.71
26:1H:2891:G:OP2	63:1H:3850:HOH:O	2.07	0.71
36:38:23:SER:CB	36:38:68:LEU:HB2	2.20	0.71
26:14:2448:A:OP1	63:14:3820:HOH:O	2.08	0.71
28:79:165:ASN:ND2	28:79:166:ASP:O	2.20	0.71
30:29:55:ASN:HB3	30:29:58:ARG:HD2	1.71	0.71
48:B5:63:LYS:H	48:B5:63:LYS:HE3	1.54	0.71
1:13:1286:A:H2'	1:13:1287:A:H4'	1.70	0.71
2:1E:118:LEU:HD12	2:1E:142:LEU:HB2	1.70	0.71
26:1H:748:G:OP2	63:1H:3848:HOH:O	2.07	0.71
26:1H:1059:G:O6	26:1H:1079:C:N4	2.23	0.71
26:1H:1377:G:O6	63:1H:3861:HOH:O	2.09	0.71
26:1H:1782:C:OP1	63:1H:3745:HOH:O	2.08	0.71
26:1H:2713:A:OP2	63:1H:3854:HOH:O	2.07	0.71
3:22:88:ARG:HG3	3:22:101:LEU:HD12	1.70	0.71
4:32:94:LEU:HA	4:32:97:LEU:HD12	1.73	0.71
26:14:2327:A:H2'	26:14:2328:A:C8	2.25	0.71
52:F5:87:PRO:HA	52:F5:90:ILE:HG23	1.73	0.71
1:13:509:A:OP2	63:13:1933:HOH:O	2.08	0.71
26:1H:2052:G:H4'	30:21:143:ASN:O	1.90	0.71
26:14:1156:A:OP2	63:14:3811:HOH:O	2.07	0.71
45:85:66:ASN:HB2	45:85:76:TYR:HB2	1.71	0.71
2:1E:178:ARG:NH1	2:1E:196:LEU:O	2.23	0.71
20:BI:64:ASP:OD1	20:BI:64:ASP:N	2.21	0.71
22:1K:6:C:N3	22:1K:68:G:N2	2.38	0.71
1:1G:683:G:H2'	1:1G:684:A:C8	2.26	0.71
26:14:1635:G:OP1	63:14:3822:HOH:O	2.08	0.71
30:29:181:LEU:HD11	44:75:7:ILE:HD11	1.71	0.71
1:13:567:G:OP2	63:13:1938:HOH:O	2.09	0.71
32:41:37:VAL:HG22	32:41:159:VAL:HG12	1.72	0.71
32:41:165:THR:HB	32:41:168:GLU:HG3	1.71	0.71
2:12:54:THR:HG23	2:12:199:TYR:HB3	1.72	0.71
26:14:2031:A:N3	26:14:2455:G:O2'	2.22	0.71
41:45:66:ILE:HG22	41:45:104:PHE:HE1	1.56	0.71
26:1H:574:C:OP2	63:1H:3859:HOH:O	2.08	0.71
33:51:54:ARG:HD3	33:51:65:HIS:ND1	2.06	0.71
1:1G:1401:G:N7	63:1G:1850:HOH:O	2.23	0.71
1:1G:1460:A:OP2	20:BA:27:LYS:NZ	2.23	0.71
4:32:60:GLU:OE2	4:32:199:ASN:N	2.24	0.71
24:3L:30:C:O2	24:3L:42:G:N2	2.19	0.71
26:14:323:G:O2'	26:14:1205:U:N3	2.24	0.71

Continued on next page...

Continued from previous page...

Atom-1	Atom-2	Interatomic distance (Å)	Clash overlap (Å)
1:13:376:G:H1	1:13:387:U:H3	1.39	0.71
1:13:886:G:OP2	63:13:1935:HOH:O	2.09	0.71
10:1I:49:VAL:HG22	14:5I:41:ARG:HB2	1.72	0.71
26:1H:1619:G:N7	63:1H:3991:HOH:O	2.22	0.71
26:1H:2475:C:H1'	26:1H:2476:A:C8	2.25	0.71
52:J8:83:GLU:HG2	52:J8:85:LEU:H	1.56	0.71
1:1G:54:C:N4	1:1G:353:A:OP2	2.24	0.71
2:12:22:LYS:HZ2	2:12:22:LYS:H	1.39	0.71
5:42:43:LEU:HD22	5:42:136:MET:HG3	1.72	0.71
13:4A:67:GLU:O	13:4A:70:LEU:N	2.24	0.71
26:14:2719:G:OP2	63:14:3813:HOH:O	2.08	0.71
32:49:41:GLN:NE2	32:49:154:GLY:O	2.20	0.71
39:25:68:GLU:HB3	39:25:78:ARG:HB3	1.71	0.71
46:95:35:LEU:O	46:95:37:VAL:HG22	1.91	0.71
48:B5:41:ASN:HA	48:B5:44:GLU:HB2	1.73	0.71
1:13:565:U:OP2	63:13:1936:HOH:O	2.09	0.70
23:2K:54:G:H2'	23:2K:55:5MU:H6	1.55	0.70
26:1H:399:G:OP2	63:1H:3853:HOH:O	2.07	0.70
26:1H:577:G:O6	63:1H:3858:HOH:O	2.08	0.70
26:1H:600:G:N2	26:1H:605:C:O3'	2.24	0.70
26:1H:1839:G:OP2	63:1H:3865:HOH:O	2.09	0.70
26:1H:2157:G:O2'	26:1H:2158:A:OP2	2.09	0.70
41:45:75:THR:HA	41:45:89:ASN:HA	1.72	0.70
44:75:50:ILE:HD11	44:75:102:ILE:HD11	1.72	0.70
1:13:21:G:OP1	63:13:1930:HOH:O	2.07	0.70
1:13:737:A:H2'	1:13:738:C:C6	2.26	0.70
8:7E:120:THR:H	8:7E:123:GLU:HG3	1.55	0.70
24:3K:12:U:O4	24:3K:24:A:N6	2.20	0.70
26:1H:389:G:N1	40:78:71:VAL:HG12	2.05	0.70
26:1H:1388:G:H2'	26:1H:1389:G:C8	2.26	0.70
1:1G:963:G:H21	10:1A:55:LYS:HD3	1.55	0.70
19:AA:36:ARG:HA	19:AA:71:LEU:HD12	1.73	0.70
26:14:58:G:O6	63:14:3832:HOH:O	2.10	0.70
26:14:2035:G:OP1	63:14:3819:HOH:O	2.08	0.70
33:59:54:ARG:NH2	33:59:57:ASP:OD1	2.24	0.70
43:65:21:THR:HB	43:65:23:ARG:HG2	1.73	0.70
26:1H:330:A:HO2'	26:1H:331:A:H8	1.39	0.70
26:1H:1269:A:OP2	63:1H:3766:HOH:O	2.07	0.70
54:L8:13:ILE:O	63:L8:101:HOH:O	2.09	0.70
1:1G:1224:G:N2	1:1G:1322:C:H4'	2.06	0.70
17:8A:45:HIS:HB2	17:8A:65:ILE:HD13	1.73	0.70

Continued on next page...

Continued from previous page...

Atom-1	Atom-2	Interatomic distance (Å)	Clash overlap (Å)
1:13:659:U:H2'	1:13:660:G:C8	2.27	0.70
1:13:1205:U:O4	63:13:1927:HOH:O	2.06	0.70
2:1E:100:GLY:O	2:1E:104:ASN:N	2.20	0.70
26:1H:1838:C:O3'	63:1H:3863:HOH:O	2.09	0.70
36:38:41:ARG:HA	36:38:47:ASN:HD21	1.57	0.70
26:14:654(B):C:H2'	26:14:654(C):G:C8	2.27	0.70
26:14:1022:G:H22	26:14:1142(A):A:H2	1.39	0.70
26:14:1971:A:OP1	63:14:3827:HOH:O	2.09	0.70
29:19:223:GLY:HA2	29:19:226:MET:HG3	1.70	0.70
1:13:816:A:OP2	63:13:1932:HOH:O	2.08	0.70
20:BI:30:LYS:HE2	20:BI:80:ARG:HH12	1.53	0.70
26:1H:330:A:O2'	26:1H:331:A:H8	1.73	0.70
26:1H:342:G:O6	63:1H:3831:HOH:O	2.05	0.70
26:1H:945:A:OP1	63:1H:3860:HOH:O	2.08	0.70
26:1H:2495:G:H5''	41:88:82:ARG:HB3	1.74	0.70
33:51:4:ILE:HG21	33:51:6:ARG:NE	2.07	0.70
33:51:157:TYR:O	33:51:158:HIS:ND1	2.25	0.70
53:K8:41:ILE:HD13	53:K8:44:LEU:HG	1.71	0.70
1:1G:353:A:H5'	1:1G:353:A:H8	1.55	0.70
5:42:102:ALA:HB1	5:42:106:PRO:HG2	1.73	0.70
26:14:1153:C:OP1	45:85:93:LYS:NZ	2.25	0.70
40:35:66:GLY:HA2	40:35:68:GLN:HG2	1.74	0.70
50:D5:193:GLU:H	50:D5:194:PRO:HD3	1.55	0.70
5:4E:142:LEU:O	5:4E:143:ARG:NH1	2.24	0.70
26:1H:761:A:H5''	63:1H:3941:HOH:O	1.91	0.70
26:1H:1210:A:H5'	26:1H:1210:A:H8	1.56	0.70
42:98:27:SER:HB3	42:98:34:ILE:HD11	1.74	0.70
1:1G:573:A:OP2	63:1G:1828:HOH:O	2.10	0.70
1:1G:774:G:N7	63:1G:1854:HOH:O	2.24	0.70
26:14:2547:U:O2	39:25:23:ARG:NH2	2.24	0.70
26:14:2701:C:H3'	26:14:2702:U:C5'	2.20	0.70
40:35:14:LYS:O	40:35:16:ARG:N	2.24	0.70
45:85:98:LEU:HB2	45:85:102:GLU:HB2	1.73	0.70
26:1H:971:C:OP2	63:1H:3874:HOH:O	2.10	0.70
26:1H:973:A:OP2	63:1H:3864:HOH:O	2.09	0.70
30:21:97:LYS:N	30:21:100:GLU:OE1	2.18	0.70
31:31:63:LYS:HE3	31:31:67:GLN:HB2	1.73	0.70
18:9A:32:ARG:HD3	18:9A:65:ILE:HD13	1.72	0.70
26:14:800:A:OP1	63:14:3824:HOH:O	2.09	0.70
26:1H:1665:A:N6	63:1H:3892:HOH:O	2.12	0.70
30:21:4:ILE:HD13	30:21:28:ALA:HB1	1.73	0.70

Continued on next page...

Continued from previous page...

Atom-1	Atom-2	Interatomic distance (Å)	Clash overlap (Å)
35:61:98:ALA:HB2	35:61:111:PRO:HB3	1.71	0.70
3:22:8:ILE:HG23	3:22:16:ARG:HG2	1.73	0.70
3:22:63:ASN:HA	3:22:98:ASN:HB2	1.73	0.70
12:3A:78:GLN:HG2	12:3A:81:SER:HB3	1.72	0.70
48:B5:9:LEU:HA	53:G5:36:ARG:HH21	1.57	0.70
16:7I:53:VAL:HG13	16:7I:79:VAL:HG22	1.73	0.70
26:1H:770:G:OP2	63:1H:3873:HOH:O	2.10	0.70
4:32:19:LEU:HB2	4:32:21:LEU:HD11	1.74	0.70
26:14:31:C:OP1	63:14:3816:HOH:O	2.08	0.70
26:14:192:C:OP2	63:14:3817:HOH:O	2.08	0.70
26:14:1239:G:O6	63:14:3826:HOH:O	2.09	0.70
26:14:1324:G:N7	63:14:3926:HOH:O	2.24	0.70
26:14:2115:G:H21	26:14:2172:U:H3	1.40	0.70
32:49:6:ALA:O	32:49:10:LYS:N	2.20	0.70
32:49:111:LEU:HD11	32:49:120:LEU:HD21	1.72	0.70
1:13:1149:C:H2'	1:13:1150:U:H6	1.57	0.70
2:1E:118:LEU:HB3	2:1E:142:LEU:HD13	1.74	0.70
26:1H:527:C:OP1	63:1H:3871:HOH:O	2.10	0.70
32:41:27:ASN:HB3	32:41:30:GLU:HG3	1.72	0.70
45:C8:92:ARG:O	45:C8:94:ASN:N	2.25	0.70
55:M8:39:CYS:SG	55:M8:41:PRO:HD3	2.32	0.70
1:1G:612:C:O2	1:1G:629:G:N2	2.23	0.70
1:1G:983:A:N1	1:1G:1222:G:N2	2.40	0.70
4:32:57:ARG:HH22	5:42:107:ARG:HD2	1.55	0.70
26:14:1386:C:H2'	26:14:1387:C:H6	1.56	0.70
63:14:3737:HOH:O	30:29:135:HIS:NE2	2.25	0.70
1:13:1263:C:N4	1:13:1272:G:O6	2.16	0.69
1:13:1455:G:OP1	20:BI:35:THR:OG1	2.07	0.69
2:1E:97:TRP:HZ3	2:1E:172:ILE:HB	1.57	0.69
26:1H:202:U:O4	63:1H:3877:HOH:O	2.10	0.69
26:1H:423:A:OP2	63:1H:3872:HOH:O	2.10	0.69
32:41:67:LYS:H	32:41:67:LYS:HE2	1.56	0.69
39:68:47:ILE:HG13	39:68:48:PRO:HD2	1.73	0.69
41:88:37:LEU:HD21	41:88:130:LYS:HE3	1.72	0.69
26:14:770:G:OP2	63:14:3829:HOH:O	2.09	0.69
26:14:1639:U:OP1	63:14:3830:HOH:O	2.09	0.69
1:13:418:C:H2'	1:13:419:C:H6	1.56	0.69
11:2I:34:ASP:HB3	11:2I:40:ILE:HD11	1.72	0.69
26:1H:886:C:O2'	26:1H:890:A:N6	2.24	0.69
26:1H:2074:U:OP1	63:1H:3878:HOH:O	2.10	0.69
26:1H:2789:C:H1'	26:1H:2892:A:H2	1.57	0.69

Continued on next page...

Continued from previous page...

Atom-1	Atom-2	Interatomic distance (Å)	Clash overlap (Å)
1:1G:1248:A:N6	1:1G:1288:A:OP2	2.25	0.69
26:14:1364:G:OP2	52:F5:2:SER:N	2.25	0.69
1:13:944:G:OP1	63:13:1937:HOH:O	2.09	0.69
1:13:1167:A:H2'	1:13:1169:A:C8	2.26	0.69
36:38:131:MET:HA	36:38:134:LEU:HD22	1.74	0.69
45:C8:92:ARG:NH2	46:D8:11:GLN:H	1.90	0.69
1:1G:41:G:H2'	1:1G:42:G:C8	2.28	0.69
1:1G:987:G:H1	1:1G:1218:C:H42	1.38	0.69
12:3A:114:LYS:HE3	12:3A:125:PRO:HG3	1.74	0.69
26:14:857:C:H4'	51:E5:23:VAL:HG21	1.72	0.69
26:14:1534:G:H3'	26:14:1535:U:H5''	1.73	0.69
26:14:1680:U:N3	26:14:1764:G:OP2	2.24	0.69
26:14:2304:G:N7	63:14:3928:HOH:O	2.25	0.69
32:49:18:GLU:HG3	32:49:21:ARG:HH21	1.57	0.69
59:M5:33:ASN:C	59:M5:35:GLN:H	1.95	0.69
1:13:550:G:OP1	63:13:1942:HOH:O	2.10	0.69
1:13:1034:G:N2	1:13:1035:A:N7	2.32	0.69
1:13:1346:A:H5''	9:8E:120:ARG:HH12	1.56	0.69
26:1H:1009:A:OP2	63:1H:3883:HOH:O	2.11	0.69
1:1G:557:G:OP1	63:1G:1834:HOH:O	2.11	0.69
26:14:568:U:O2'	63:14:3831:HOH:O	2.09	0.69
1:13:524:G:H2'	1:13:525:C:C6	2.28	0.69
26:1H:311:A:OP2	63:1H:3868:HOH:O	2.09	0.69
26:1H:739:G:OP1	63:1H:3870:HOH:O	2.09	0.69
1:1G:1513:A:H2'	1:1G:1514:C:C6	2.27	0.69
10:1A:79:ARG:H	10:1A:79:ARG:HD3	1.58	0.69
26:14:498:G:H21	49:C5:47:LYS:NZ	1.89	0.69
26:14:739:G:OP2	26:14:739:G:H8	1.75	0.69
26:1H:1265:A:O5'	63:1H:3881:HOH:O	2.11	0.69
36:38:4:LYS:HG2	36:38:6:ASN:HB2	1.74	0.69
50:H8:5:LEU:N	50:H8:59:LEU:HA	2.05	0.69
26:14:400:G:O6	63:14:3833:HOH:O	2.10	0.69
29:19:255:LYS:HZ2	29:19:255:LYS:N	1.90	0.69
54:H5:39:ASP:OD2	54:H5:44:ARG:NH1	2.26	0.69
8:7E:112:LEU:HA	8:7E:134:ILE:HG12	1.73	0.69
26:1H:2056:G:OP2	63:1H:3867:HOH:O	2.09	0.69
1:1G:766:A:OP2	63:1G:1830:HOH:O	2.09	0.69
49:C5:2:ARG:HG3	49:C5:3:VAL:HG23	1.73	0.69
1:13:247:G:OP2	17:8I:100:LYS:N	2.23	0.69
1:13:306:G:O3'	63:13:1941:HOH:O	2.09	0.69
1:13:510:A:OP2	63:13:1933:HOH:O	2.10	0.69

Continued on next page...

Continued from previous page...

Atom-1	Atom-2	Interatomic distance (Å)	Clash overlap (Å)
26:1H:136:G:N7	63:1H:4022:HOH:O	2.26	0.69
26:1H:2547:U:O2	39:68:23:ARG:NH2	2.26	0.69
26:1H:2655:G:O2'	26:1H:2664:G:O6	2.10	0.69
30:21:101:ARG:HG2	30:21:169:ASN:ND2	2.08	0.69
33:51:107:VAL:HB	33:51:152:ARG:HG2	1.73	0.69
37:48:77:LEU:HD13	37:48:111:LYS:HE3	1.73	0.69
38:58:9:VAL:HG11	38:58:39:ARG:HH22	1.58	0.69
43:A8:11:LYS:HD3	43:A8:91:PRO:HD3	1.74	0.69
1:1G:578:C:OP1	63:1G:1832:HOH:O	2.10	0.69
1:1G:1288:A:N3	1:1G:1352:C:O2'	2.26	0.69
3:22:156:ARG:NH2	3:22:159:GLY:O	2.21	0.69
12:3A:52:LEU:O	12:3A:54:LYS:NZ	2.26	0.69
22:1L:9:A:H2	22:1L:24:A:H62	1.41	0.69
26:14:1154:G:OP2	45:85:58:ARG:NH1	2.26	0.69
26:14:1395:A:OP1	63:14:3823:HOH:O	2.09	0.69
26:14:1418:G:H8	26:14:1418:G:O5'	1.75	0.69
41:45:75:THR:HG21	41:45:85:LYS:HE2	1.73	0.69
1:13:735:C:H2'	1:13:736:C:H6	1.58	0.69
26:1H:991:C:H2'	26:1H:992:C:H6	1.56	0.69
26:1H:2061:G:P	63:1H:3763:HOH:O	2.51	0.69
33:51:9:ILE:HD13	33:51:51:ARG:HH21	1.56	0.69
38:58:47:ALA:HB2	38:58:112:LEU:HD11	1.73	0.69
1:1G:1250:A:H4'	9:82:68:GLY:H	1.57	0.69
3:22:37:GLN:O	3:22:41:GLY:N	2.25	0.69
10:1A:99:LYS:HD3	10:1A:100:THR:H	1.58	0.69
26:14:270(I):G:H2'	26:14:270(J):G:H8	1.57	0.69
26:14:774:A:H2	26:14:787:U:HO2'	1.40	0.69
26:14:900:A:H3'	26:14:901:A:H8	1.57	0.69
1:13:1199:U:O4	63:13:1929:HOH:O	2.06	0.69
26:14:2148:G:H2'	26:14:2149:G:H8	1.56	0.69
35:69:111:PRO:O	35:69:112:LYS:HG2	1.92	0.69
41:45:31:ASP:O	41:45:134:ARG:HB3	1.93	0.69
45:85:90:VAL:HG22	46:95:39:LEU:HD23	1.75	0.69
1:13:177:C:OP1	20:BI:65:LYS:NZ	2.24	0.68
26:1H:1332:G:N2	26:1H:1609:A:O2'	2.26	0.68
26:1H:1357:U:OP2	63:1H:3866:HOH:O	2.09	0.68
26:1H:1975:G:OP2	63:1H:3886:HOH:O	2.11	0.68
54:L8:7:LYS:HB2	54:L8:34:GLU:HG3	1.75	0.68
1:1G:934:C:OP1	63:1G:1833:HOH:O	2.10	0.68
1:1G:1148:U:H2'	1:1G:1149:C:O4'	1.93	0.68
1:13:1108:G:O6	63:13:1939:HOH:O	2.09	0.68

Continued on next page...

Continued from previous page...

Atom-1	Atom-2	Interatomic distance (Å)	Clash overlap (Å)
26:1H:510:C:H5''	63:1H:3821:HOH:O	1.93	0.68
40:78:50:ARG:HD3	59:Q8:7:HIS:CD2	2.27	0.68
40:78:114:ILE:HD13	40:78:125:VAL:HG11	1.75	0.68
1:1G:1206:G:OP1	3:22:190:ARG:NH2	2.26	0.68
1:1G:1423:G:OP1	39:25:49:ARG:NH2	2.27	0.68
5:42:16:THR:OG1	5:42:17:ALA:N	2.24	0.68
26:14:945:A:OP1	63:14:3841:HOH:O	2.12	0.68
26:14:2816:C:O3'	42:55:99:LYS:NZ	2.26	0.68
33:59:102:ALA:HB2	33:59:117:PRO:HD3	1.75	0.68
1:13:81:G:H2'	1:13:82:U:O4'	1.93	0.68
26:1H:1593:G:H2'	26:1H:1594:G:C8	2.27	0.68
26:1H:1968:G:OP1	63:1H:3879:HOH:O	2.11	0.68
26:1H:2014:A:OP1	63:1H:3888:HOH:O	2.12	0.68
1:1G:589:C:H42	1:1G:650:G:H1	1.41	0.68
2:12:19:HIS:NE2	2:12:206:ASP:HB2	2.09	0.68
2:12:236:TYR:CB	2:12:239:VAL:HB	2.23	0.68
4:32:191:ARG:NH2	4:32:200:GLU:OE1	2.26	0.68
26:14:2005:A:OP1	63:14:3837:HOH:O	2.10	0.68
1:13:491:G:OP1	4:3E:151:LYS:NZ	2.25	0.68
26:14:2844:G:N7	63:14:3933:HOH:O	2.25	0.68
48:B5:12:VAL:HG12	48:B5:29:TRP:CE2	2.29	0.68
1:13:1127:G:N7	1:13:1128:C:N4	2.41	0.68
26:1H:1187:G:OP2	63:1H:3891:HOH:O	2.12	0.68
26:1H:2712(A):A:OP2	63:1H:3875:HOH:O	2.10	0.68
2:12:82:ARG:NE	2:12:92:TYR:OH	2.26	0.68
26:14:1226:G:H4'	46:95:84:LYS:HG3	1.74	0.68
52:F5:7:ILE:HG12	52:F5:91:LYS:HE3	1.75	0.68
26:1H:805:G:OP1	63:1H:3884:HOH:O	2.11	0.68
26:1H:890:A:H8	26:1H:892:G:C8	2.11	0.68
26:14:1300:U:OP1	63:14:3843:HOH:O	2.12	0.68
1:13:1446:A:OP1	1:13:1446:A:H4'	1.92	0.68
26:1H:65:C:H2'	26:1H:66:C:H6	1.57	0.68
26:1H:2057:A:OP2	63:1H:3894:HOH:O	2.12	0.68
31:31:179:GLU:CD	31:31:179:GLU:H	1.97	0.68
1:1G:503:C:OP2	12:3A:116:SER:HB3	1.94	0.68
1:1G:538:G:O6	63:1G:1837:HOH:O	2.11	0.68
1:1G:736:C:H2'	1:1G:737:A:C8	2.29	0.68
2:12:166:ASP:CB	2:12:169:LYS:HB2	2.24	0.68
26:14:1069:A:O2'	26:14:1072:C:OP1	2.12	0.68
38:15:55:VAL:HB	38:15:126:PRO:HA	1.75	0.68
1:13:869:G:OP2	63:13:1943:HOH:O	2.11	0.68

Continued on next page...

Continued from previous page...

Atom-1	Atom-2	Interatomic distance (Å)	Clash overlap (Å)
26:1H:67:U:H3	26:1H:74:A:H2	1.41	0.68
14:5A:21:TYR:HE1	14:5A:23:ARG:HE	1.41	0.68
26:14:1187:G:H5''	46:95:81:TYR:CE1	2.28	0.68
40:35:146:VAL:HG22	40:35:147:LEU:H	1.59	0.68
41:45:135:ASP:OD2	50:D5:81:ARG:NH1	2.24	0.68
1:13:129(A):G:H4'	1:13:130:A:H5''	1.75	0.68
1:13:1366:C:O2'	10:1I:60:ARG:NH1	2.22	0.68
10:1I:40:LEU:HB2	10:1I:69:ASN:HB2	1.75	0.68
18:9I:25:THR:HB	18:9I:42:ARG:HH21	1.59	0.68
26:1H:1651:G:N7	63:1H:4028:HOH:O	2.27	0.68
30:21:47:VAL:HG11	30:21:86:PRO:HD2	1.76	0.68
1:1G:53:A:OP2	63:1G:1838:HOH:O	2.12	0.68
1:1G:1184:G:H2'	1:1G:1185:G:H8	1.59	0.68
13:4A:49:THR:HG22	13:4A:51:ALA:H	1.57	0.68
26:14:71:A:H5'	26:14:71:A:C8	2.29	0.68
26:14:71:A:OP2	26:14:71:A:H3'	1.94	0.68
26:14:2751:G:H22	33:59:2:SER:HB3	1.58	0.68
39:25:58:VAL:HG21	39:25:86:ILE:HD13	1.75	0.68
1:13:863:U:OP1	63:13:1945:HOH:O	2.12	0.68
1:13:1147:C:O2	9:8E:16:ARG:NH1	2.27	0.68
8:7E:45:ILE:HD12	8:7E:47:GLY:HA2	1.76	0.68
29:11:10:THR:OG1	29:11:13:ARG:HB2	1.94	0.68
35:61:81:VAL:HG11	35:61:88:ILE:HD12	1.76	0.68
1:1G:405:U:O4	4:32:2:GLY:N	2.27	0.68
1:1G:1449:C:H3'	1:1G:1450:U:H4'	1.75	0.68
2:12:75:LYS:HA	2:12:78:GLN:HB2	1.76	0.68
4:32:64:LEU:HB2	4:32:198:VAL:HG11	1.76	0.68
6:52:7:ASN:HD21	18:9A:34:TYR:HE1	1.42	0.68
10:1A:10:GLY:HA3	10:1A:16:LEU:HD21	1.74	0.68
26:14:1352:U:OP1	63:14:3836:HOH:O	2.10	0.68
26:14:1428:C:N4	26:14:1570:A:OP2	2.23	0.68
26:14:1495:A:OP2	63:14:3838:HOH:O	2.11	0.68
27:1J:13:A:N1	27:1J:69:G:O2'	2.27	0.68
30:29:60:ASN:HB2	30:29:62:PRO:HD2	1.75	0.68
31:31:178:PRO:HB2	31:31:201:VAL:HG11	1.76	0.67
1:1G:53:A:OP2	63:1G:1831:HOH:O	2.10	0.67
1:1G:1219:U:OP1	14:5A:19:ARG:NH1	2.22	0.67
26:14:1651:G:OP1	42:55:40:LYS:NZ	2.27	0.67
26:14:2068:U:OP2	63:14:3842:HOH:O	2.12	0.67
26:1H:1776:G:OP2	63:1H:3882:HOH:O	2.11	0.67
26:1H:1849:G:OP2	63:1H:3902:HOH:O	2.13	0.67

Continued on next page...

Continued from previous page...

Atom-1	Atom-2	Interatomic distance (Å)	Clash overlap (Å)
27:16:55:U:O4	63:16:304:HOH:O	2.12	0.67
32:41:119:GLY:HA3	32:41:181:ARG:HG3	1.77	0.67
1:1G:371:G:H1	1:1G:390:C:H42	1.41	0.67
1:1G:1128:C:H5''	9:82:16:ARG:HH22	1.57	0.67
2:12:8:LYS:HE2	2:12:217:ARG:HD2	1.76	0.67
10:1A:8:LEU:HG	10:1A:96:ILE:HG22	1.76	0.67
26:14:1689:A:H62	26:14:1698:A:H2	1.42	0.67
28:79:201:PRO:HG2	28:79:204:ALA:HB2	1.76	0.67
29:19:255:LYS:H	29:19:255:LYS:CE	2.07	0.67
1:13:532:A:H2	1:13:1206:G:H21	1.43	0.67
30:21:28:ALA:HB3	30:21:93:VAL:HG12	1.75	0.67
32:41:165:THR:HG22	32:41:167:GLU:H	1.58	0.67
1:1G:1305:G:N2	1:1G:1331:G:H2'	2.06	0.67
26:14:69:C:N4	63:14:3832:HOH:O	2.27	0.67
26:14:971:C:H2'	26:14:972:G:O4'	1.95	0.67
26:14:1560:G:OP1	63:14:3839:HOH:O	2.12	0.67
26:14:1579:A:H2'	26:14:1580:A:C8	2.30	0.67
26:14:2287:A:H62	26:14:2344:U:H3	1.39	0.67
30:29:5:LEU:HD22	30:29:5:LEU:H	1.59	0.67
32:49:136:ARG:NH1	32:49:137:GLU:OE1	2.28	0.67
53:G5:50:ILE:HD12	53:G5:51:ARG:H	1.59	0.67
18:9I:47:THR:HA	18:9I:83:GLU:HB2	1.77	0.67
26:1H:1332:G:OP1	63:1H:3895:HOH:O	2.12	0.67
26:1H:2213:U:O2	52:J8:52:ARG:NH2	2.26	0.67
36:38:12:THR:HG21	36:38:17:LEU:HD22	1.75	0.67
47:E8:88:ARG:HB3	47:E8:92:ARG:HB2	1.75	0.67
1:1G:1060:C:H5''	10:1A:51:ARG:HG2	1.76	0.67
2:12:104:ASN:OD1	2:12:107:THR:OG1	2.12	0.67
26:14:2024:G:O6	63:14:3825:HOH:O	2.09	0.67
1:13:1461:G:N7	63:13:1977:HOH:O	2.27	0.67
2:1E:45:GLN:NE2	2:1E:49:GLU:OE2	2.27	0.67
9:8E:91:ASP:OD1	9:8E:91:ASP:N	2.24	0.67
26:1H:654(C):G:H1'	26:1H:654(S):G:H22	1.58	0.67
26:1H:731:C:OP2	63:1H:3889:HOH:O	2.12	0.67
33:51:6:ARG:HB3	33:51:65:HIS:CG	2.29	0.67
26:14:72:U:OP1	48:B5:1:MET:N	2.27	0.67
27:1J:2:C:H2'	27:1J:3:C:C6	2.29	0.67
27:1J:44:G:O2'	27:1J:47:C:N4	2.28	0.67
1:13:584:G:H5'	17:8I:91:ARG:HH21	1.59	0.67
1:13:859:A:H2'	1:13:860:A:C8	2.29	0.67
1:13:1187:G:O5'	9:8E:113:LYS:NZ	2.26	0.67

Continued on next page...

Continued from previous page...

Atom-1	Atom-2	Interatomic distance (Å)	Clash overlap (Å)
26:1H:631:A:OP2	59:Q8:47:LYS:NZ	2.28	0.67
26:1H:1405:U:H2'	26:1H:1406:U:C6	2.29	0.67
26:1H:1594:G:OP1	63:1H:3908:HOH:O	2.13	0.67
26:1H:2334:G:O6	51:I8:74:ARG:NH2	2.28	0.67
1:1G:1348:U:N3	1:1G:1374:A:H2	1.90	0.67
26:14:654(B):C:O2'	26:14:654(S):G:N2	2.27	0.67
26:14:2079:U:O3'	52:F5:35:THR:OG1	2.13	0.67
27:1J:52:A:H62	43:65:33:LYS:HG3	1.60	0.67
31:39:157:VAL:HB	31:39:194:MET:HG3	1.76	0.67
38:15:62:VAL:HG22	38:15:66:LYS:HD2	1.77	0.67
1:13:80:G:H5'	1:13:81:G:OP2	1.94	0.67
1:13:373:A:H2'	1:13:374:A:H8	1.60	0.67
27:16:12:C:N3	51:I8:74:ARG:NH1	2.43	0.67
50:H8:19:ARG:NH1	50:H8:84:GLU:O	2.28	0.67
26:14:491:G:H2'	26:14:492:A:C8	2.29	0.67
1:13:353:A:H8	1:13:353:A:H5'	1.60	0.67
1:13:1015:A:H2'	1:13:1016:A:C8	2.29	0.67
9:8E:5:TYR:HE1	9:8E:16:ARG:HG2	1.60	0.67
22:1K:6:C:H42	22:1K:68:G:H1	1.41	0.67
26:1H:409:C:OP1	63:1H:3893:HOH:O	2.12	0.67
26:1H:1997:G:OP2	63:1H:3904:HOH:O	2.13	0.67
1:1G:129(A):G:C6	1:1G:188:U:H4'	2.30	0.67
1:1G:222:U:H2'	1:1G:223:U:H6	1.60	0.67
1:1G:261:U:OP2	20:BA:79:ARG:NH2	2.27	0.67
4:32:60:GLU:HG2	4:32:202:LEU:HB2	1.77	0.67
24:3L:34:U:O2'	24:3L:35:A:O5'	2.12	0.67
26:14:1357:U:OP2	63:14:3840:HOH:O	2.12	0.67
27:1J:15:A:H5'	27:1J:16:G:C8	2.29	0.67
1:13:811:C:N3	63:13:1980:HOH:O	2.28	0.67
26:1H:428:A:OP1	63:1H:3896:HOH:O	2.12	0.67
26:1H:1006:C:H1'	38:58:106:MET:HE3	1.76	0.67
26:1H:1189:A:OP2	63:1H:3906:HOH:O	2.13	0.67
26:1H:1265:A:OP2	63:1H:3899:HOH:O	2.12	0.67
26:1H:1607:C:H4'	26:1H:1608:A:O5'	1.95	0.67
26:1H:1815:A:O3'	63:1H:3897:HOH:O	2.12	0.67
29:11:31:LYS:O	29:11:35:LYS:NZ	2.27	0.67
6:52:68:PRO:HG2	6:52:71:ARG:HG3	1.77	0.67
26:14:527:C:O2	63:14:3828:HOH:O	2.09	0.67
26:14:863:A:H2'	26:14:864:G:H8	1.59	0.67
29:19:93:ALA:HB3	29:19:105:ILE:HG22	1.76	0.67
1:13:843:U:OP1	1:13:848:C:N4	2.28	0.67

Continued on next page...

Continued from previous page...

Atom-1	Atom-2	Interatomic distance (Å)	Clash overlap (Å)
1:13:997:U:H3	1:13:1044:A:H61	1.43	0.67
4:3E:192:GLU:N	4:3E:192:GLU:OE1	2.28	0.67
11:2I:59:TYR:CE2	11:2I:63:LEU:HD11	2.30	0.67
26:1H:143:C:H5'	48:F8:35:THR:HG21	1.77	0.67
26:1H:1986:A:OP1	63:1H:3907:HOH:O	2.13	0.67
1:1G:382:A:H2'	1:1G:383:A:C8	2.29	0.67
1:1G:976:G:H5'	1:1G:1358:U:O2'	1.94	0.67
1:1G:1305:G:O2'	1:1G:1306:A:O5'	2.11	0.67
1:1G:1411:C:H2'	1:1G:1412:C:H6	1.60	0.67
4:32:57:ARG:HE	4:32:205:GLU:HB3	1.60	0.67
26:14:662:G:H5'	40:35:15:ARG:HA	1.77	0.67
26:14:824:A:H1'	26:14:2358:G:N7	2.10	0.67
31:39:133:ASN:HA	31:39:162:LEU:HD23	1.77	0.67
2:1E:97:TRP:CZ3	2:1E:172:ILE:HB	2.30	0.66
26:1H:76:C:O2'	53:K8:62:THR:HG21	1.95	0.66
26:1H:674:G:C1'	31:31:74:ARG:HD3	2.23	0.66
26:1H:725:G:N2	63:1H:3885:HOH:O	2.27	0.66
26:1H:2602:A:OP1	63:1H:3900:HOH:O	2.13	0.66
27:16:21:G:H1	27:16:62:C:H42	1.43	0.66
28:71:189:ILE:HG23	28:71:190:ARG:HD2	1.78	0.66
35:61:21:VAL:HG21	35:61:25:TYR:HD2	1.60	0.66
1:1G:564:C:O2'	8:72:91:ARG:NH2	2.28	0.66
10:1A:49:VAL:HG22	14:5A:41:ARG:HB2	1.76	0.66
18:9A:22:VAL:HG22	18:9A:23:LYS:H	1.60	0.66
26:14:1098:A:H3'	26:14:1099:G:H5''	1.77	0.66
27:1J:5:C:H42	27:1J:115:G:H1	1.43	0.66
35:69:50:ARG:HA	35:69:53:ALA:HB3	1.76	0.66
35:69:76:THR:O	35:69:76:THR:OG1	2.11	0.66
50:D5:80:ARG:HB3	50:D5:82:ARG:NH2	2.10	0.66
26:1H:1784:A:OP1	63:1H:3909:HOH:O	2.13	0.66
34:18:24:ILE:HG23	34:18:25:ASP:H	1.59	0.66
38:58:97:ARG:H	38:58:100:GLU:HG3	1.60	0.66
42:98:96:ARG:NH2	42:98:117:VAL:HG23	2.11	0.66
1:1G:359:U:H2'	1:1G:360:A:C8	2.31	0.66
1:1G:1273:G:H3'	1:1G:1274:G:C8	2.28	0.66
26:14:5:A:H5'	26:14:2783:G:OP1	1.95	0.66
26:1H:360:G:N7	63:1H:4043:HOH:O	2.29	0.66
26:1H:731:C:OP2	63:1H:3734:HOH:O	2.13	0.66
26:1H:1062:G:H2'	26:1H:1063:G:C8	2.30	0.66
26:1H:1434:A:H61	26:1H:1558:A:N6	1.93	0.66
29:11:142:VAL:HG23	29:11:193:VAL:HA	1.76	0.66

Continued on next page...

Continued from previous page...

Atom-1	Atom-2	Interatomic distance (Å)	Clash overlap (Å)
36:38:52:PHE:HB2	36:38:53:VAL:HG22	1.76	0.66
37:48:123:ALA:HA	37:48:126:MET:HB2	1.78	0.66
13:4A:54:VAL:HA	13:4A:57:ARG:HB3	1.78	0.66
26:14:1891:G:O6	63:14:3834:HOH:O	2.10	0.66
29:19:43:ARG:HH21	29:19:43:ARG:CG	2.08	0.66
46:95:67:GLY:O	46:95:88:ARG:HD2	1.95	0.66
1:13:280:C:N3	17:8I:39:SER:N	2.40	0.66
1:13:659:U:H2'	1:13:660:G:H8	1.60	0.66
1:13:661:G:H1	1:13:744:C:H42	1.43	0.66
63:2K:201:HOH:O	26:1H:2601:C:H5''	1.95	0.66
25:4K:8:A:H2'	25:4K:9:G:O4'	1.96	0.66
26:1H:1069:A:O2'	26:1H:1072:C:OP1	2.12	0.66
31:31:67:GLN:HG3	31:31:67:GLN:O	1.94	0.66
32:41:49:ASP:OD1	32:41:51:ARG:NE	2.29	0.66
1:1G:1453:G:O6	20:BA:54:LYS:NZ	2.28	0.66
10:1A:27:ALA:HB2	10:1A:85:LEU:HD11	1.77	0.66
26:14:34:C:H1'	26:14:35:G:OP1	1.95	0.66
26:14:607:U:H3	26:14:621:A:H2	1.43	0.66
26:14:910:A:H62	41:45:12:GLN:HA	1.61	0.66
1:1G:504:C:OP1	63:1G:1839:HOH:O	2.12	0.66
26:14:2037:G:H2'	26:14:2038:G:C8	2.30	0.66
26:14:2294:C:P	43:65:89:ARG:HH22	2.18	0.66
26:14:2331:G:H4'	51:E5:43:THR:H	1.60	0.66
41:45:34:LEU:HB2	41:45:118:LEU:HD13	1.77	0.66
1:13:1366:C:H2'	1:13:1367:C:H6	1.60	0.66
17:8I:77:VAL:HG12	17:8I:78:GLU:HB2	1.77	0.66
26:1H:243:U:OP1	59:Q8:6:THR:OG1	2.14	0.66
26:1H:1406:U:H2'	26:1H:1407:C:C6	2.30	0.66
29:11:12:SER:O	29:11:16:MET:HG3	1.95	0.66
38:58:13:TRP:N	38:58:133:GLN:OE1	2.28	0.66
57:O8:22:ALA:HB2	57:O8:42:TRP:CZ2	2.30	0.66
24:3L:54:G:H1	24:3L:62:C:N4	1.93	0.66
26:14:34:C:O2'	26:14:35:G:O5'	2.13	0.66
26:14:1581:G:H2'	26:14:1582:C:O4'	1.96	0.66
26:14:2592:G:N7	63:14:3955:HOH:O	2.28	0.66
32:49:11:TYR:OH	32:49:16:ARG:NH2	2.28	0.66
44:75:19:LEU:HD13	44:75:78:LEU:HD21	1.76	0.66
49:C5:89:PHE:CZ	49:C5:91:GLU:HB3	2.30	0.66
1:13:504:C:OP1	63:13:1946:HOH:O	2.13	0.66
1:13:1240:U:OP1	7:6E:119:ARG:NH2	2.28	0.66
2:1E:82:ARG:NE	2:1E:92:TYR:OH	2.29	0.66

Continued on next page...

Continued from previous page...

Atom-1	Atom-2	Interatomic distance (Å)	Clash overlap (Å)
5:4E:64:ARG:N	5:4E:64:ARG:HH11	1.94	0.66
26:1H:1049:C:C2'	26:1H:1050:A:H5''	2.23	0.66
26:1H:1813:G:OP2	63:1H:3915:HOH:O	2.14	0.66
40:78:43:GLY:HA3	63:78:306:HOH:O	1.95	0.66
40:78:81:GLN:HG2	40:78:106:LEU:HD23	1.78	0.66
1:1G:1286:A:H2'	1:1G:1287:A:H4'	1.77	0.66
1:1G:1316:G:H22	1:1G:1319:A:H5''	1.57	0.66
26:14:784:A:OP2	63:14:3848:HOH:O	2.13	0.66
27:1J:18:G:H2'	27:1J:19:G:C8	2.30	0.66
28:79:13:LYS:NZ	28:79:31:GLU:O	2.28	0.66
31:39:25:PRO:HB3	31:39:28:ILE:HG23	1.76	0.66
33:59:102:ALA:HB1	33:59:115:VAL:O	1.95	0.66
4:3E:19:LEU:HB3	4:3E:21:LEU:HD21	1.76	0.66
26:1H:1083:U:H4'	36:38:41:ARG:HD3	1.78	0.66
26:1H:1467:C:H42	26:1H:1525:G:H1	1.44	0.66
37:48:60:TYR:HE1	37:48:66:THR:HB	1.59	0.66
1:1G:297:G:N2	1:1G:300:A:OP2	2.28	0.66
1:1G:352:C:OP2	63:1G:1841:HOH:O	2.13	0.66
1:1G:955:U:H1'	1:1G:1227:A:H61	1.61	0.66
7:62:27:ILE:HA	7:62:30:ILE:HD12	1.77	0.66
21:1B:2:GLY:O	21:1B:4:GLY:N	2.29	0.66
26:14:642:G:N2	26:14:645:C:OP2	2.29	0.66
26:14:2591:C:O3'	63:14:3850:HOH:O	2.13	0.66
26:14:2794:C:H42	26:14:2804:C:H1'	1.60	0.66
50:D5:67:LEU:HD23	50:D5:68:PRO:HD2	1.78	0.66
1:13:142:G:H2'	1:13:143:A:H8	1.61	0.66
1:13:330:C:O2	63:13:1940:HOH:O	2.09	0.66
1:13:407:G:OP1	4:3E:115:ARG:NH2	2.28	0.66
1:13:538:G:H5''	12:3I:114:LYS:HB2	1.76	0.66
9:8E:59:PHE:HZ	9:8E:88:TYR:HE2	1.44	0.66
11:2I:21:ILE:HG12	11:2I:30:VAL:HG12	1.78	0.66
26:1H:2137:C:O2	26:1H:2155:G:N1	2.29	0.66
27:16:40:U:H1'	27:16:45:A:H61	1.60	0.66
1:1G:145:G:H1	1:1G:177:C:H42	1.44	0.66
1:1G:974:A:OP2	14:5A:41:ARG:NH1	2.25	0.66
1:1G:1409:C:N4	63:1G:1853:HOH:O	2.24	0.66
2:12:84:GLU:HB3	2:12:219:VAL:HG11	1.77	0.66
22:1L:6:C:H42	22:1L:68:G:H1	1.44	0.66
24:3L:62:C:O5'	24:3L:62:C:H6	1.79	0.66
26:14:870:A:H5''	41:45:6:ARG:HB3	1.78	0.66
26:14:929:G:N1	63:14:3910:HOH:O	2.23	0.66

Continued on next page...

Continued from previous page...

Atom-1	Atom-2	Interatomic distance (Å)	Clash overlap (Å)
26:14:1828:G:OP1	63:14:3846:HOH:O	2.13	0.66
30:29:36:ARG:HG2	30:29:47:VAL:HG22	1.77	0.66
39:25:63:VAL:HB	39:25:102:VAL:HG12	1.76	0.66
43:65:107:GLU:H	43:65:110:LEU:HD11	1.59	0.66
1:13:509:A:N1	63:13:1986:HOH:O	2.29	0.66
1:13:1218:C:H2'	1:13:1219:U:C6	2.31	0.66
26:1H:1887:C:H2'	26:1H:1888:G:H5'	1.77	0.66
26:1H:2781:A:H5'	26:1H:2782:G:H5'	1.77	0.66
34:18:24:ILE:O	34:18:27:LEU:N	2.25	0.66
36:38:120:LYS:HG3	36:38:122:VAL:HG23	1.78	0.66
49:G8:76:CYS:O	49:G8:78:ALA:N	2.24	0.66
26:14:458:G:O6	63:14:3845:HOH:O	2.13	0.66
29:19:43:ARG:HA	29:19:49:ILE:HA	1.77	0.66
1:13:316:G:OP2	1:13:351:G:O2'	2.14	0.65
1:13:1133:G:N7	63:13:1989:HOH:O	2.29	0.65
2:1E:27:LYS:HE2	2:1E:193:ASP:HB2	1.78	0.65
16:7I:3:LYS:HG3	16:7I:24:ALA:HB2	1.77	0.65
26:1H:748:G:OP2	47:E8:88:ARG:HG3	1.96	0.65
26:1H:2109:U:H1'	26:1H:2181:G:N2	2.11	0.65
31:31:65:TRP:CZ3	31:31:72:ARG:HB3	2.31	0.65
50:H8:48:PHE:HA	50:H8:51:ALA:HB3	1.78	0.65
57:O8:47:THR:HG22	57:O8:48:VAL:HG23	1.76	0.65
3:22:111:LEU:HD11	3:22:144:SER:HB3	1.78	0.65
20:BA:89:ARG:NH1	20:BA:105:SER:O	2.26	0.65
26:14:761:A:OP2	63:14:3849:HOH:O	2.13	0.65
1:13:1436:U:OP1	20:BI:23:ARG:NH2	2.27	0.65
26:1H:2701:C:H3'	26:1H:2702:U:C5'	2.25	0.65
28:71:46:LYS:HD2	28:71:211:SER:HB3	1.78	0.65
1:1G:158:G:H1	1:1G:163:C:H42	1.41	0.65
1:1G:1443:G:N2	44:75:119:LYS:HB2	2.12	0.65
26:14:320:A:OP1	31:39:135:LYS:NZ	2.28	0.65
26:14:2016:U:O2	56:J5:7:PRO:HG2	1.95	0.65
50:D5:76:LEU:HA	50:D5:83:PRO:HA	1.78	0.65
26:1H:730:C:H3'	63:1H:3889:HOH:O	1.96	0.65
26:1H:880:G:H1	26:1H:897:C:H42	1.45	0.65
26:1H:1042:G:N2	26:1H:1113:U:O2	2.18	0.65
26:1H:1375:C:H3'	63:1H:3747:HOH:O	1.96	0.65
26:1H:1434:A:H61	26:1H:1558:A:H62	1.42	0.65
26:1H:1786:A:H2	26:1H:2606:C:H1'	1.61	0.65
26:1H:1846:G:O6	63:1H:3862:HOH:O	2.09	0.65
37:48:80:LYS:HE2	37:48:107:ILE:HG12	1.78	0.65

Continued on next page...

Continued from previous page...

Atom-1	Atom-2	Interatomic distance (Å)	Clash overlap (Å)
56:N8:41:PRO:O	56:N8:44:THR:OG1	2.14	0.65
1:1G:539:A:H2'	1:1G:540:G:C8	2.32	0.65
3:22:20:SER:HB2	3:22:40:ARG:HH22	1.61	0.65
26:14:2425:A:H4'	26:14:2426:A:H5''	1.78	0.65
3:2E:6:HIS:CE1	3:2E:8:ILE:HB	2.31	0.65
4:3E:107:ARG:HH22	4:3E:194:LEU:HD13	1.62	0.65
26:1H:974(A):C:OP1	63:1H:3918:HOH:O	2.15	0.65
27:16:82:G:N7	63:16:310:HOH:O	2.30	0.65
33:51:30:LYS:HE3	33:51:81:GLU:H	1.61	0.65
35:61:79:ILE:HB	35:61:141:LYS:O	1.97	0.65
37:48:12:LEU:HB3	37:48:13:PRO:HA	1.79	0.65
38:58:38:HIS:NE2	38:58:50:ASP:OD2	2.27	0.65
48:F8:5:TYR:O	53:K8:36:ARG:NH2	2.30	0.65
55:M8:18:CYS:SG	55:M8:39:CYS:HB2	2.37	0.65
26:14:162:U:H4'	26:14:171:G:O4'	1.96	0.65
26:14:265:A:N6	26:14:427:U:O2'	2.28	0.65
26:14:386:G:H5'	63:14:3733:HOH:O	1.95	0.65
26:14:1890:A:OP2	63:14:3854:HOH:O	2.14	0.65
26:14:2267:A:OP2	63:14:3851:HOH:O	2.13	0.65
26:14:2512:C:H5''	26:14:2513:G:OP2	1.97	0.65
26:1H:732:C:H3'	63:1H:3937:HOH:O	1.96	0.65
26:1H:1783:A:OP2	63:1H:3898:HOH:O	2.12	0.65
1:1G:677:U:H3	1:1G:713:G:H22	1.43	0.65
1:1G:827:U:H3	1:1G:872:A:N6	1.92	0.65
13:4A:12:ASN:O	13:4A:12:ASN:ND2	2.29	0.65
26:14:887:A:N6	26:14:889:C:O4'	2.30	0.65
26:14:1774:C:OP1	63:14:3847:HOH:O	2.13	0.65
1:13:578:C:OP1	63:13:1948:HOH:O	2.13	0.65
8:7E:121:ASP:HB2	8:7E:125:ARG:NH2	2.12	0.65
19:AI:40:ILE:HG12	19:AI:41:VAL:H	1.61	0.65
26:1H:1010:A:OP2	63:1H:3912:HOH:O	2.14	0.65
26:1H:1890:A:OP2	63:1H:3910:HOH:O	2.13	0.65
26:1H:2129:C:H1'	26:1H:2160:G:H22	1.60	0.65
26:1H:2470:G:H5'	41:88:56:ARG:NH2	2.12	0.65
9:82:14:VAL:HB	9:82:66:ARG:H	1.61	0.65
26:14:219:G:OP2	63:14:3844:HOH:O	2.12	0.65
26:14:833:U:O2	40:35:55:ARG:NH1	2.28	0.65
26:14:1496:A:H8	26:14:1577:C:O2'	1.78	0.65
26:14:1537:C:O2'	26:14:1538:G:O4'	2.11	0.65
26:14:2499:C:OP1	63:14:3855:HOH:O	2.14	0.65
1:13:627:G:H2'	1:13:628:G:H8	1.61	0.65

Continued on next page...

Continued from previous page...

Atom-1	Atom-2	Interatomic distance (Å)	Clash overlap (Å)
8:7E:85:ARG:NE	8:7E:87:SER:O	2.29	0.65
26:1H:1221:C:H2'	26:1H:1222:C:H6	1.61	0.65
26:1H:2124:G:H1	26:1H:2174:C:H42	1.43	0.65
35:61:37:VAL:HG22	35:61:38:LEU:HD12	1.77	0.65
37:48:34:ILE:HD11	37:48:38:VAL:HG13	1.78	0.65
9:82:17:VAL:HA	9:82:63:ILE:HG12	1.78	0.65
10:1A:22:LYS:HE2	10:1A:90:LEU:HD13	1.79	0.65
16:7A:22:THR:HA	16:7A:33:ILE:HD12	1.79	0.65
26:14:1129:A:N6	26:14:2491:U:OP1	2.30	0.65
26:14:2121:G:N2	28:79:166:ASP:OD2	2.29	0.65
49:C5:52:SER:N	49:C5:56:PRO:HA	2.11	0.65
1:13:486:U:H2'	1:13:487:A:C8	2.32	0.65
1:13:584:G:OP1	17:8I:91:ARG:NH2	2.29	0.65
15:6I:25:THR:HG21	15:6I:70:LEU:HB2	1.78	0.65
23:2K:62:C:H2'	23:2K:63:C:H6	1.61	0.65
26:1H:36:G:N7	63:1H:4053:HOH:O	2.30	0.65
26:1H:71:A:H2	48:F8:31:HIS:HE2	1.44	0.65
26:1H:567:A:OP1	63:1H:3911:HOH:O	2.14	0.65
26:1H:946:G:OP2	63:1H:3917:HOH:O	2.14	0.65
26:1H:1416:G:O2'	26:1H:1417:C:O5'	2.15	0.65
29:11:260:ARG:HH22	29:11:266:SER:HB3	1.61	0.65
35:61:39:ALA:HB1	35:61:44:LEU:HD13	1.78	0.65
48:F8:15:GLU:H	48:F8:15:GLU:CD	1.99	0.65
1:1G:1500:A:OP1	63:1G:1814:HOH:O	2.15	0.65
26:14:1754:C:OP1	44:75:96:ARG:NH1	2.30	0.65
26:14:2624:G:N7	63:14:3982:HOH:O	2.29	0.65
1:13:939:G:H2'	1:13:940:C:C6	2.32	0.65
1:13:1095:U:OP2	63:13:1939:HOH:O	2.13	0.65
24:3K:26:U:H3'	24:3K:27:A:H5''	1.79	0.65
26:1H:1525:G:H2'	26:1H:1526:G:H8	1.60	0.65
26:1H:1992:G:N7	63:1H:4046:HOH:O	2.29	0.65
4:32:150:GLU:O	4:32:152:SER:N	2.30	0.65
24:3L:8:U:N3	24:3L:14:A:N7	2.41	0.65
48:B5:51:VAL:HG13	48:B5:81:VAL:HG23	1.79	0.65
1:13:54:C:N4	1:13:353:A:OP2	2.29	0.65
1:13:1372:U:H5''	9:8E:71:SER:HB3	1.78	0.65
24:3K:37:G:H2'	24:3K:38:A:C8	2.32	0.65
26:1H:1021:A:H8	26:1H:1021:A:H3'	1.61	0.65
26:1H:1859:A:N6	26:1H:1883:G:O2'	2.30	0.65
26:1H:1932:A:H2'	26:1H:1933:G:O4'	1.97	0.65
50:H8:7:ALA:HB3	50:H8:61:LEU:HB2	1.79	0.65

Continued on next page...

Continued from previous page...

Atom-1	Atom-2	Interatomic distance (Å)	Clash overlap (Å)
1:1G:1053:G:H4'	1:1G:1054:C:O5'	1.96	0.65
1:1G:1320:C:O2	19:AA:36:ARG:NH2	2.29	0.65
23:2L:9:G:N3	23:2L:46:G:H2'	2.12	0.65
26:14:547:A:H2'	26:14:548:A:C8	2.32	0.65
26:14:2429:G:O6	40:35:61:ARG:NH2	2.30	0.65
26:14:2448:A:OP2	63:14:3716:HOH:O	2.15	0.65
27:1J:52:A:N6	43:65:33:LYS:HG3	2.12	0.65
27:1J:103:U:O2'	50:D5:72:ARG:HG2	1.97	0.65
41:45:36:ALA:HB2	41:45:103:MET:SD	2.37	0.65
44:75:55:ASN:N	44:75:59:THR:HG22	2.11	0.65
2:1E:84:GLU:HB3	2:1E:219:VAL:HG11	1.78	0.64
10:1I:56:HIS:O	10:1I:58:ASP:N	2.29	0.64
15:6I:15:PHE:CE1	15:6I:84:LYS:HD2	2.32	0.64
26:1H:1084:A:H5'	36:38:52:PHE:HB3	1.79	0.64
26:1H:1189:A:OP2	63:1H:3913:HOH:O	2.14	0.64
26:1H:1533:C:O2	26:1H:1539:G:N2	2.30	0.64
26:1H:1591:G:H2'	26:1H:1592:C:H6	1.61	0.64
26:1H:2096:U:H3	26:1H:2193:G:H1	1.44	0.64
26:1H:2705:A:OP2	63:1H:3922:HOH:O	2.15	0.64
27:16:15:A:H4'	27:16:15:A:OP1	1.97	0.64
50:H8:139:VAL:HG13	50:H8:155:LEU:HD21	1.77	0.64
1:1G:222:U:H2'	1:1G:223:U:C6	2.32	0.64
1:1G:1179:A:H4'	9:82:103:THR:HA	1.78	0.64
26:14:1210:A:H5'	26:14:1212:G:C5'	2.27	0.64
28:79:181:PRO:HG2	28:79:184:LYS:HE2	1.80	0.64
43:65:3:ARG:HE	43:65:4:LEU:N	1.96	0.64
45:85:91:ASP:O	45:85:92:ARG:HG3	1.96	0.64
1:13:971:G:N2	1:13:1363:A:OP2	2.26	0.64
5:4E:41:VAL:HG13	5:4E:113:ALA:HB2	1.78	0.64
11:2I:17:GLY:O	11:2I:80:VAL:HA	1.96	0.64
22:1K:76:C:H2'	22:1K:77:A:C8	2.32	0.64
26:1H:583:G:N7	63:1H:4052:HOH:O	2.30	0.64
26:1H:945:A:N3	63:1H:4054:HOH:O	2.30	0.64
26:1H:1900:A:OP2	63:1H:3919:HOH:O	2.15	0.64
37:48:77:LEU:HD22	37:48:108:ALA:HB2	1.77	0.64
38:58:34:LEU:HD21	38:58:120:LEU:HB2	1.79	0.64
56:N8:39:MET:O	56:N8:40:LYS:HD2	1.97	0.64
26:14:323:G:HO2'	26:14:1205:U:H3	1.40	0.64
26:14:1604:C:OP1	63:14:3861:HOH:O	2.15	0.64
26:14:2168:G:HO2'	26:14:2169:A:C5'	2.09	0.64
1:13:501:C:H2'	1:13:502:G:C8	2.33	0.64

Continued on next page...

Continued from previous page...

Atom-1	Atom-2	Interatomic distance (Å)	Clash overlap (Å)
1:13:1239:A:H62	1:13:1299:A:H62	1.44	0.64
26:1H:49:A:N7	26:1H:120:U:H5	1.96	0.64
32:41:35:GLU:OE1	32:41:36:LYS:N	2.30	0.64
1:1G:395:C:N4	63:1G:1865:HOH:O	2.30	0.64
3:22:62:ASP:O	3:22:98:ASN:ND2	2.30	0.64
4:32:20:TYR:CD1	4:32:26:CYS:HB3	2.32	0.64
26:14:2052:G:H4'	30:29:143:ASN:O	1.96	0.64
26:14:2173:A:O2'	26:14:2174:C:OP1	2.14	0.64
33:59:6:ARG:HB2	33:59:66:GLY:HA2	1.80	0.64
54:H5:4:LEU:O	54:H5:36:VAL:HA	1.97	0.64
17:8I:76:LEU:HD21	17:8I:79:SER:HB3	1.77	0.64
26:1H:1127:A:H2'	26:1H:1128:A:H5''	1.79	0.64
26:1H:1267:U:O3'	63:1H:3925:HOH:O	2.15	0.64
26:1H:1351:C:OP2	63:1H:3914:HOH:O	2.14	0.64
26:1H:1794:U:H2'	26:1H:1795:C:H6	1.62	0.64
33:51:167:GLU:N	33:51:167:GLU:OE2	2.31	0.64
40:78:47:ASP:OD2	40:78:50:ARG:NH2	2.30	0.64
1:1G:890:G:O2'	1:1G:906:G:O6	2.13	0.64
1:1G:1041:A:OP2	63:1G:1842:HOH:O	2.14	0.64
26:14:5:A:H62	26:14:2629:A:HO2'	1.46	0.64
26:14:2128:C:H42	26:14:2160:G:H1	1.43	0.64
26:14:2250:G:C6	41:45:82:ARG:HD2	2.32	0.64
40:35:125:VAL:HG13	40:35:144:GLU:HB3	1.79	0.64
42:55:24:GLN:OE1	42:55:36:THR:HG21	1.97	0.64
46:95:53:GLU:OE1	46:95:53:GLU:N	2.22	0.64
47:A5:88:ARG:NH1	47:A5:94:ASP:OD2	2.29	0.64
1:13:67:C:H2'	1:13:68:G:C8	2.33	0.64
1:13:355:C:OP2	63:13:1949:HOH:O	2.14	0.64
7:6E:15:ASP:HB3	7:6E:20:ASP:H	1.63	0.64
1:1G:272:C:H2'	1:1G:273:A:H8	1.61	0.64
1:1G:408:A:N6	63:1G:1868:HOH:O	2.30	0.64
1:1G:977:A:O2'	1:1G:981:U:N3	2.28	0.64
3:22:11:ARG:NH2	3:22:177:THR:O	2.30	0.64
26:14:120:U:OP2	63:14:3853:HOH:O	2.14	0.64
26:14:273(C):C:H42	26:14:363(C):G:H1	1.45	0.64
26:14:690:G:O2'	29:19:43:ARG:NH1	2.30	0.64
26:14:1577:C:OP2	63:14:3858:HOH:O	2.15	0.64
26:14:1599:C:H2'	26:14:1600:C:H6	1.62	0.64
26:14:2588:G:OP2	63:14:3862:HOH:O	2.15	0.64
3:2E:123:GLN:O	3:2E:128:PHE:HB2	1.97	0.64
8:7E:34:GLU:HB3	8:7E:118:VAL:HG21	1.80	0.64

Continued on next page...

Continued from previous page...

Atom-1	Atom-2	Interatomic distance (Å)	Clash overlap (Å)
26:1H:507:A:H5''	26:1H:508:G:H3'	1.80	0.64
59:Q8:33:ASN:HA	59:Q8:36:LYS:HD2	1.79	0.64
1:1G:147:G:H1	1:1G:175:C:H42	1.44	0.64
3:22:109:PRO:HB2	3:22:115:LEU:HD12	1.79	0.64
26:14:577:G:O2'	26:14:1254:A:OP1	2.13	0.64
26:14:698:C:O2'	26:14:734:A:N6	2.31	0.64
26:14:1170:G:H2'	26:14:1171:G:H5'	1.80	0.64
26:14:1678:G:N2	26:14:1989:G:H22	1.93	0.64
26:14:1794:U:H2'	26:14:1795:C:H6	1.62	0.64
26:14:2693:A:H2'	26:14:2694:G:H8	1.63	0.64
45:85:110:VAL:HG12	45:85:114:LYS:HD3	1.80	0.64
1:13:1459:C:OP1	20:BI:31:SER:OG	2.16	0.64
10:1I:75:ILE:HG13	10:1I:76:ASN:N	2.13	0.64
11:2I:79:SER:OG	11:2I:106:LYS:NZ	2.28	0.64
28:71:59:ARG:HA	28:71:164:ARG:HA	1.80	0.64
30:21:12:THR:OG1	30:21:13:ARG:N	2.30	0.64
31:31:119:ARG:HB3	31:31:119:ARG:CZ	2.28	0.64
39:68:2:ILE:HD12	39:68:6:THR:HG21	1.80	0.64
39:68:19:ILE:HG22	39:68:43:VAL:HA	1.79	0.64
42:98:20:LEU:HD21	42:98:40:LYS:HD3	1.78	0.64
1:1G:1124:G:O2'	1:1G:1145:C:N4	2.31	0.64
2:12:16:HIS:CD2	2:12:209:ARG:HD2	2.33	0.64
28:79:14:VAL:HG22	28:79:222:VAL:HG22	1.79	0.64
32:49:125:PHE:HB3	32:49:166:ASP:HB2	1.80	0.64
23:2K:48:U:O2'	23:2K:49:C:OP2	2.14	0.64
26:1H:882:G:H1	26:1H:894:C:H42	1.44	0.64
26:1H:1022:G:OP1	38:58:69:GLN:NE2	2.31	0.64
33:51:106:THR:HG22	33:51:112:PRO:HB3	1.80	0.64
34:28:5:ILE:HG23	34:28:9:LYS:HD2	1.78	0.64
53:K8:17:SER:HB3	53:K8:67:LYS:HE3	1.80	0.64
11:2A:48:ILE:HG13	11:2A:63:LEU:HB3	1.80	0.64
26:14:270(H):C:H2'	26:14:270(I):G:C8	2.33	0.64
26:14:1170:G:O6	26:14:1178:C:N4	2.31	0.64
1:13:454:C:H3'	1:13:455:C:C5	2.32	0.64
1:13:1177:G:OP1	1:13:1177:G:H4'	1.97	0.64
2:1E:189:ASP:OD1	2:1E:189:ASP:N	2.31	0.64
9:8E:17:VAL:HG21	9:8E:80:GLY:HA3	1.78	0.64
26:1H:274:G:N2	26:1H:276:A:H61	1.96	0.64
26:1H:1417:C:OP2	63:1H:3923:HOH:O	2.15	0.64
26:1H:2292:C:P	43:A8:17:ARG:HH22	2.19	0.64
33:51:144:VAL:O	33:51:148:ILE:HG12	1.96	0.64

Continued on next page...

Continued from previous page...

Atom-1	Atom-2	Interatomic distance (Å)	Clash overlap (Å)
36:38:87:VAL:HG22	36:38:91:LYS:HB3	1.78	0.64
40:78:91:PHE:O	40:78:121:LYS:NZ	2.30	0.64
40:78:94:GLU:O	40:78:94:GLU:HG3	1.98	0.64
49:G8:28:LYS:NZ	49:G8:64:GLU:OE2	2.28	0.64
1:1G:407:G:OP1	4:32:115:ARG:NH2	2.31	0.64
1:1G:1095:U:OP1	1:1G:1108:G:N2	2.30	0.64
9:82:28:VAL:HG22	9:82:63:ILE:HB	1.80	0.64
24:3L:54:G:O2'	28:79:54:SER:OG	2.16	0.64
26:14:1315:C:OP2	63:14:3779:HOH:O	2.14	0.64
26:14:2749:A:N1	26:14:2750:A:N6	2.46	0.64
31:39:150:GLY:HA2	31:39:172:TRP:CD2	2.33	0.64
1:13:611:A:N6	1:13:629:G:H1	1.92	0.64
5:4E:33:VAL:HG11	5:4E:109:ILE:HA	1.79	0.64
26:1H:503:A:H4'	26:1H:504:U:H5''	1.80	0.64
26:1H:1520:U:H2'	26:1H:1521:G:O4'	1.98	0.64
29:11:17:THR:HG22	29:11:204:ILE:HA	1.79	0.64
50:H8:169:GLU:OE1	50:H8:170:THR:N	2.20	0.64
2:12:172:ILE:H	2:12:172:ILE:HD12	1.63	0.64
8:72:120:THR:HG23	8:72:122:ARG:H	1.63	0.64
12:3A:60:LEU:HB2	12:3A:64:TYR:HB2	1.80	0.64
26:14:1931:U:O4'	63:14:3863:HOH:O	2.15	0.64
35:69:75:LEU:HD23	35:69:76:THR:H	1.63	0.64
45:85:66:ASN:HD21	45:85:70:ARG:HE	1.46	0.64
26:1H:240:G:O6	63:1H:3887:HOH:O	2.11	0.63
26:1H:249:C:OP1	63:1H:3920:HOH:O	2.15	0.63
26:1H:1672:C:H5''	26:1H:1673:U:OP2	1.98	0.63
26:1H:2327:A:H2'	26:1H:2328:A:H8	1.63	0.63
1:1G:699:C:H2'	1:1G:700:G:H5''	1.81	0.63
8:72:86:ILE:HG12	8:72:135:CYS:HA	1.78	0.63
26:14:26:G:OP1	47:A5:80:PRO:HB3	1.98	0.63
26:14:1163:G:H2'	26:14:1164:G:H8	1.62	0.63
1:13:505:G:N7	63:13:1994:HOH:O	2.30	0.63
8:7E:46:LYS:HE3	8:7E:62:TYR:HB3	1.79	0.63
20:BI:82:SER:O	20:BI:86:ARG:HG3	1.98	0.63
26:1H:1892:C:N4	63:1H:4073:HOH:O	2.32	0.63
33:51:94:TYR:CE2	33:51:160:LYS:HB2	2.33	0.63
40:78:79:ARG:HB2	40:78:110:TYR:CD1	2.34	0.63
5:42:57:LYS:HE3	5:42:61:TYR:OH	1.99	0.63
15:6A:39:LEU:HD12	15:6A:56:LEU:HD13	1.78	0.63
26:14:1771:C:O2'	26:14:1786:A:H8	1.82	0.63
26:14:2431:U:OP1	63:14:3859:HOH:O	2.15	0.63

Continued on next page...

Continued from previous page...

Atom-1	Atom-2	Interatomic distance (Å)	Clash overlap (Å)
46:95:98:GLU:OE2	46:95:100:ARG:HG2	1.99	0.63
52:F5:80:LEU:HA	52:F5:82:LEU:HD12	1.81	0.63
4:3E:7:PRO:HB2	4:3E:10:ARG:HD2	1.81	0.63
20:BI:73:HIS:HB3	20:BI:74:LYS:HD2	1.81	0.63
26:1H:2233:U:H2'	26:1H:2234:G:C8	2.33	0.63
35:61:83:ALA:HB2	35:61:144:VAL:HG23	1.79	0.63
39:68:120:GLU:OE1	44:B8:67:SER:OG	2.16	0.63
2:12:48:MET:HA	2:12:51:LEU:HB2	1.80	0.63
2:12:163:PHE:CD1	2:12:185:ILE:HG13	2.33	0.63
4:32:150:GLU:HG2	4:32:151:LYS:HB2	1.80	0.63
26:14:797:C:OP2	31:39:62:ARG:HG3	1.98	0.63
26:14:2210:G:H3'	26:14:2211:G:C5	2.34	0.63
31:39:3:GLU:OE1	31:39:3:GLU:N	2.31	0.63
1:13:1133:G:H2'	1:13:1134:G:C8	2.34	0.63
1:13:1226:C:H4'	19:AI:80:TYR:OH	1.98	0.63
26:1H:598:G:H5'	40:78:11:GLY:HA3	1.79	0.63
26:1H:1077:A:H3'	26:1H:1078:U:H5''	1.80	0.63
26:1H:2210:G:H3'	26:1H:2211:G:C5	2.33	0.63
27:16:42:C:H4'	32:41:67:LYS:HE3	1.81	0.63
28:71:33:ALA:HB1	28:71:39:GLU:HB3	1.80	0.63
40:78:60:MET:HA	59:Q8:13:ARG:NH1	2.12	0.63
57:O8:22:ALA:HB2	57:O8:42:TRP:HZ2	1.62	0.63
1:1G:1014:A:H2'	1:1G:1015:A:C8	2.33	0.63
1:1G:1255:G:P	10:1A:45:ARG:HH22	2.21	0.63
11:2A:22:HIS:HB3	11:2A:29:ILE:HG12	1.80	0.63
23:2L:41:C:H2'	23:2L:42:C:H6	1.64	0.63
26:14:330:A:H2	26:14:1210:A:HO2'	1.44	0.63
26:14:832:G:H5'	40:35:45:LEU:HD12	1.80	0.63
26:14:2801:A:H2'	26:14:2802:G:H4'	1.81	0.63
38:15:38:HIS:CE1	38:15:39:ARG:HG3	2.33	0.63
40:35:3:LEU:HA	40:35:6:LEU:HD23	1.80	0.63
44:75:6:LEU:HD12	44:75:9:LEU:HD13	1.81	0.63
49:C5:97:ARG:HG3	49:C5:106:LEU:HD12	1.81	0.63
59:M5:51:ALA:HB1	59:M5:53:PRO:HD2	1.78	0.63
2:1E:212:GLN:NE2	2:1E:233:SER:O	2.31	0.63
10:1I:46:ARG:HG3	10:1I:64:GLU:HB3	1.78	0.63
26:1H:205:G:O5'	63:1H:3930:HOH:O	2.16	0.63
26:1H:707:G:O6	63:1H:3885:HOH:O	2.11	0.63
26:1H:1593:G:H2'	26:1H:1594:G:H8	1.64	0.63
32:41:97:ASP:O	32:41:101:ILE:HG23	1.99	0.63
40:78:15:ARG:HH12	40:78:17:LYS:HD2	1.64	0.63

Continued on next page...

Continued from previous page...

Atom-1	Atom-2	Interatomic distance (Å)	Clash overlap (Å)
13:4A:16:ASP:OD1	13:4A:16:ASP:N	2.30	0.63
26:14:1786:A:OP1	63:14:3860:HOH:O	2.15	0.63
63:14:3805:HOH:O	31:39:55:GLY:HA2	1.97	0.63
29:19:32:SER:HA	29:19:35:LYS:HE2	1.79	0.63
41:45:134:ARG:N	41:45:135:ASP:OD1	2.30	0.63
44:75:26:ASP:O	44:75:49:VAL:HG22	1.98	0.63
48:B5:27:THR:HG23	48:B5:80:ILE:HB	1.80	0.63
1:13:895:G:N7	63:13:1991:HOH:O	2.30	0.63
4:3E:88:VAL:HB	4:3E:91:SER:HB3	1.81	0.63
5:4E:126:ARG:HG3	5:4E:126:ARG:HH11	1.64	0.63
8:7E:82:HIS:NE2	8:7E:136:GLU:OE2	2.31	0.63
19:AI:41:VAL:HG11	19:AI:45:VAL:HG13	1.80	0.63
26:1H:928:G:N7	63:1H:4051:HOH:O	2.30	0.63
33:51:155:SER:HA	33:51:156:ALA:HB3	1.81	0.63
1:1G:584:G:O6	63:1G:1840:HOH:O	2.13	0.63
8:72:116:LYS:HD2	8:72:129:VAL:HG11	1.80	0.63
16:7A:34:GLU:OE1	16:7A:55:ARG:NH1	2.31	0.63
26:14:863:A:H2'	26:14:864:G:C8	2.34	0.63
29:19:69:ARG:HD3	29:19:105:ILE:HD11	1.79	0.63
1:13:575:G:O6	63:13:1944:HOH:O	2.12	0.63
26:1H:943:U:OP2	40:78:36:LYS:NZ	2.19	0.63
26:1H:1332:G:H5'	26:1H:1332:G:C8	2.34	0.63
26:1H:1864:U:H2'	26:1H:1869:G:H5''	1.81	0.63
26:1H:2154:G:H2'	26:1H:2155:G:C8	2.34	0.63
26:1H:2452:C:OP1	63:1H:3929:HOH:O	2.16	0.63
31:31:28:ILE:HD13	31:31:116:ASP:HB2	1.80	0.63
31:31:178:PRO:HB3	31:31:198:ALA:HB1	1.79	0.63
44:B8:105:LEU:HB3	44:B8:110:ILE:HG22	1.81	0.63
51:I8:37:LEU:HD21	51:I8:61:ALA:H	1.63	0.63
1:1G:1300:G:O2'	1:1G:1301:U:O5'	2.15	0.63
26:14:990:A:H5'	26:14:990:A:H8	1.63	0.63
26:14:2352:A:C2	51:E5:33:ALA:HB1	2.34	0.63
31:39:149:ASP:N	31:39:149:ASP:OD1	2.29	0.63
1:13:677:U:H3	1:13:713:G:H22	1.46	0.63
1:13:1149:C:H2'	1:13:1150:U:C6	2.34	0.63
2:1E:27:LYS:HB2	2:1E:194:PRO:HD2	1.79	0.63
6:5E:70:ASP:OD1	6:5E:70:ASP:N	2.22	0.63
10:II:50:ILE:HA	10:II:60:ARG:HG2	1.79	0.63
26:1H:1287:A:C8	42:98:107:ASP:HB2	2.34	0.63
26:1H:2150:U:H2'	26:1H:2151:G:C8	2.33	0.63
40:78:89:ALA:HA	40:78:121:LYS:HD3	1.79	0.63

Continued on next page...

Continued from previous page...

Atom-1	Atom-2	Interatomic distance (Å)	Clash overlap (Å)
41:88:54:MET:O	41:88:57:HIS:N	2.31	0.63
50:H8:108:PRO:HB2	50:H8:112:ARG:HG3	1.80	0.63
1:1G:539:A:H2'	1:1G:540:G:H8	1.63	0.63
2:12:33:TYR:HB2	2:12:43:ASP:HA	1.80	0.63
10:1A:32:ALA:HA	10:1A:75:ILE:HD11	1.80	0.63
11:2A:81:ASP:N	11:2A:81:ASP:OD1	2.30	0.63
24:3L:37:G:H21	25:4L:14:A:H62	1.47	0.63
31:39:78:ILE:HA	31:39:83:PHE:CD2	2.34	0.63
50:D5:76:LEU:H	50:D5:76:LEU:HD23	1.62	0.63
6:5E:97:PHE:O	18:9I:31:LEU:HD23	1.99	0.63
8:7E:104:ARG:HG3	8:7E:138:TRP:CG	2.34	0.63
26:1H:2751:G:C4	33:51:3:ARG:HB3	2.33	0.63
1:1G:1142:G:H3'	1:1G:1143:G:H8	1.62	0.63
26:14:2125:G:N2	26:14:2172:U:OP1	2.32	0.63
26:14:2674:G:H4'	39:25:30:ALA:HB2	1.81	0.63
30:29:37:ARG:HD2	30:29:44:TYR:OH	1.99	0.63
33:59:88:LEU:H	33:59:88:LEU:CD1	2.12	0.63
1:13:1249:C:O2'	9:8E:73:GLN:OE1	2.15	0.62
26:1H:1657:C:H2'	26:1H:1658:C:C6	2.35	0.62
26:1H:2593:U:H2'	26:1H:2594:C:H6	1.64	0.62
29:11:31:LYS:HG3	29:11:33:LEU:HD21	1.81	0.62
1:1G:402:G:O6	63:1G:1835:HOH:O	2.11	0.62
1:1G:1142:G:H3'	1:1G:1143:G:C8	2.34	0.62
1:1G:1171:G:H2'	1:1G:1172:C:C6	2.34	0.62
26:14:1047:G:H2'	26:14:1110:G:H1	1.64	0.62
28:79:212:VAL:HG21	28:79:226:PRO:HD3	1.80	0.62
42:55:51:LEU:HD22	42:55:66:VAL:HG22	1.81	0.62
1:13:4:U:C4	8:7E:102:ARG:HD2	2.34	0.62
1:13:1014:A:H4'	19:AI:14:HIS:CE1	2.33	0.62
8:7E:23:SER:HA	8:7E:61:VAL:O	1.99	0.62
26:1H:50:U:H3'	26:1H:51:G:H5'	1.79	0.62
26:1H:2105:C:H2'	26:1H:2106:G:C8	2.33	0.62
36:38:4:LYS:NZ	36:38:7:VAL:HG12	2.13	0.62
50:H8:11:GLU:O	50:H8:36:LYS:NZ	2.23	0.62
50:H8:76:LEU:HD23	50:H8:76:LEU:H	1.64	0.62
26:14:1019:U:OP1	26:14:1035:U:O2'	2.10	0.62
27:1J:46:A:H2'	27:1J:47:C:C6	2.34	0.62
32:49:97:ASP:HA	32:49:100:TRP:HB2	1.80	0.62
2:1E:187:LEU:HA	2:1E:201:ILE:O	2.00	0.62
12:3I:58:VAL:O	12:3I:65:GLU:HA	2.00	0.62
26:1H:989:G:N7	54:L8:13:ILE:HD11	2.14	0.62

Continued on next page...

Continued from previous page...

Atom-1	Atom-2	Interatomic distance (Å)	Clash overlap (Å)
26:1H:1525:G:H2'	26:1H:1526:G:C8	2.33	0.62
26:1H:1794:U:H2'	26:1H:1795:C:C6	2.33	0.62
1:1G:1028:C:N4	1:1G:1034:G:H21	1.97	0.62
10:1A:99:LYS:CD	10:1A:100:THR:H	2.12	0.62
13:4A:37:THR:HG22	13:4A:55:ARG:HE	1.63	0.62
26:14:674:G:O2'	31:39:74:ARG:HG3	1.98	0.62
26:14:2645:G:H3'	26:14:2646:C:H5'	1.79	0.62
1:13:926:G:N2	25:4K:15:A:OP2	2.33	0.62
26:1H:668:G:O2'	26:1H:669:G:OP1	2.15	0.62
26:1H:975:G:H1'	26:1H:990:A:C2	2.34	0.62
37:48:14:ALA:HB2	37:48:50:ASP:HB2	1.80	0.62
48:F8:36:LYS:HG2	48:F8:54:VAL:HB	1.80	0.62
12:3A:41:ARG:HB3	12:3A:41:ARG:HH11	1.64	0.62
26:14:1292:U:H2'	26:14:1293:C:C6	2.34	0.62
26:14:2674:G:H5'	39:25:26:LYS:HD2	1.81	0.62
38:15:13:TRP:O	38:15:135:PRO:HD2	1.99	0.62
39:25:14:THR:HG21	39:25:86:ILE:HG13	1.81	0.62
48:B5:36:LYS:HG2	48:B5:54:VAL:HB	1.81	0.62
50:D5:144:LEU:O	50:D5:174:VAL:HG21	1.98	0.62
56:J5:16:ARG:NH1	56:J5:17:ASP:OD1	2.30	0.62
11:2I:97:ALA:O	11:2I:101:SER:OG	2.18	0.62
26:1H:860:U:C5	26:1H:917:A:H2	2.16	0.62
1:1G:236:G:O2'	17:8A:4:LYS:NZ	2.32	0.62
3:22:121:ALA:HB2	3:22:198:VAL:HG21	1.81	0.62
26:14:273(F):C:H3'	26:14:274:G:H5''	1.80	0.62
26:14:2356:C:OP1	51:E5:24:LYS:NZ	2.30	0.62
28:79:214:VAL:HB	28:79:224:ILE:HG21	1.80	0.62
30:29:170:LEU:HD12	30:29:184:VAL:HB	1.82	0.62
42:55:29:LEU:HB3	42:55:75:LEU:HD21	1.81	0.62
1:13:600:C:H4'	8:7E:128:GLY:O	2.00	0.62
26:1H:32:C:O2'	26:1H:33:U:H5'	1.99	0.62
26:1H:722:A:H2'	26:1H:723:G:C8	2.35	0.62
26:1H:1047:G:H2'	26:1H:1110:G:N1	2.14	0.62
26:1H:1633:G:OP2	63:1H:3921:HOH:O	2.15	0.62
26:1H:2133:G:H2'	26:1H:2157:G:H22	1.65	0.62
26:1H:2584:U:H2'	26:1H:2585:U:H2'	1.82	0.62
63:1H:4728:HOH:O	29:11:232:PRO:HA	1.99	0.62
33:51:137:ASP:OD1	33:51:139:GLN:N	2.31	0.62
47:E8:9:TYR:H	47:E8:102:HIS:CD2	2.17	0.62
53:K8:48:HIS:H	53:K8:50:ILE:HD11	1.63	0.62
1:1G:1192:C:OP2	3:22:4:LYS:NZ	2.30	0.62

Continued on next page...

Continued from previous page...

Atom-1	Atom-2	Interatomic distance (Å)	Clash overlap (Å)
22:1L:73:C:HO2'	22:1L:74:A:H8	1.47	0.62
26:14:617:G:OP1	31:39:40:GLN:NE2	2.33	0.62
40:35:79:ARG:O	40:35:110:TYR:HB3	1.99	0.62
1:13:604:G:H2'	1:13:605:U:O4'	1.99	0.62
13:4I:3:ARG:HD3	13:4I:7:VAL:HG13	1.82	0.62
30:21:51:PHE:CE2	30:21:52:LEU:HD22	2.34	0.62
30:21:57:LYS:HA	30:21:59:VAL:HG12	1.82	0.62
35:61:78:THR:HG22	35:61:141:LYS:HE2	1.82	0.62
1:1G:973:G:H1'	10:1A:55:LYS:HG2	1.79	0.62
4:32:112:VAL:HG12	4:32:116:GLN:OE1	1.99	0.62
20:BA:72:LEU:HD23	20:BA:77:ALA:HA	1.81	0.62
21:1B:8:THR:HG23	21:1B:11:GLY:H	1.65	0.62
27:1J:28:C:H2'	27:1J:29:A:C8	2.35	0.62
27:1J:70:C:H2'	27:1J:71:C:H6	1.64	0.62
52:F5:91:LYS:HG3	52:F5:92:LYS:H	1.65	0.62
26:1H:654(O):G:N7	26:1H:654(P):G:N2	2.47	0.62
26:1H:1178:C:H4'	26:1H:1179:C:OP1	2.00	0.62
44:B8:26:ASP:O	44:B8:49:VAL:HG12	2.00	0.62
1:1G:1298:C:H4'	1:1G:1299:A:C4	2.34	0.62
2:12:158:LEU:H	2:12:158:LEU:HD12	1.64	0.62
3:22:73:PRO:HA	3:22:76:VAL:HG13	1.82	0.62
9:82:21:PRO:HA	9:82:59:PHE:HA	1.81	0.62
10:1A:63:PHE:HA	14:5A:59:ALA:H	1.65	0.62
12:3A:60:LEU:HB2	12:3A:64:TYR:CB	2.30	0.62
26:14:598:G:H1'	40:35:12:ALA:HB2	1.81	0.62
26:14:918:A:O2'	27:1J:96:G:N2	2.32	0.62
26:14:1945:G:H2'	26:14:1946:U:H6	1.64	0.62
33:59:67:LEU:HG	33:59:71:LEU:HD13	1.81	0.62
45:85:112:ARG:NH1	46:95:45:THR:HG23	2.14	0.62
1:13:652:U:O2'	1:13:653:A:O5'	2.18	0.62
1:13:1327:C:OP2	21:1F:12:LYS:NZ	2.32	0.62
2:1E:179:LYS:HA	8:7E:72:PRO:HD3	1.82	0.62
15:6I:78:TYR:CZ	15:6I:82:ILE:HD11	2.35	0.62
26:1H:2275:C:H5'	26:1H:2275:C:H6	1.65	0.62
32:41:131:TYR:O	32:41:159:VAL:HG22	1.99	0.62
1:1G:620:C:H2'	1:1G:621:A:O4'	1.98	0.62
1:1G:1278:U:O2	3:22:27:LYS:NZ	2.22	0.62
13:4A:81:LEU:HG	13:4A:86:CYS:SG	2.39	0.62
26:14:389:G:N2	40:35:71:VAL:HG12	2.15	0.62
26:14:1204:A:O2'	26:14:1205:U:OP2	2.14	0.62
33:59:94:TYR:CE2	33:59:160:LYS:HB3	2.34	0.62

Continued on next page...

Continued from previous page...

Atom-1	Atom-2	Interatomic distance (Å)	Clash overlap (Å)
1:13:590:C:H42	1:13:649:G:H1	1.47	0.62
1:13:963:G:H1	1:13:972:C:N4	1.94	0.62
1:13:1369:C:H2'	1:13:1370:G:C8	2.35	0.62
5:4E:12:LEU:HB3	5:4E:31:LEU:HB2	1.82	0.62
22:1K:72:G:O2'	22:1K:73:C:OP2	2.12	0.62
24:3K:51:G:H2'	24:3K:52:A:H8	1.64	0.62
24:3K:67:C:H2'	24:3K:68:G:C8	2.33	0.62
26:1H:446:G:OP2	63:1H:3928:HOH:O	2.16	0.62
26:1H:637:A:H2'	40:78:117:GLU:OE1	2.00	0.62
26:1H:1386:C:H2'	26:1H:1387:C:H6	1.65	0.62
26:1H:1429:G:H2'	26:1H:1430:C:C6	2.34	0.62
35:61:88:ILE:O	35:61:121:LYS:NZ	2.29	0.62
36:38:25:PHE:O	36:38:112:LEU:HA	1.99	0.62
50:H8:54:HIS:HB3	50:H8:101:PRO:HD3	1.81	0.62
22:1L:24:A:H2'	22:1L:25:G:H8	1.64	0.62
26:14:363(F):A:OP2	26:14:363(F):A:H8	1.82	0.62
26:14:2880:C:H1'	42:55:92:GLY:HA3	1.81	0.62
27:1J:83:G:H4'	54:H5:52:HIS:CG	2.35	0.62
43:65:49:VAL:HG12	43:65:73:LEU:HD23	1.82	0.62
44:75:45:PHE:CE2	44:75:74:ARG:HG3	2.35	0.62
1:13:1370:G:O6	63:13:1947:HOH:O	2.13	0.61
26:1H:2305:A:O2'	32:41:136:ARG:NH1	2.33	0.61
29:11:68:LYS:HB3	29:11:70:TRP:CZ3	2.35	0.61
57:O8:41:PRO:HD2	57:O8:46:HIS:N	2.15	0.61
1:1G:979:C:H3'	1:1G:980:C:H5''	1.81	0.61
1:1G:1321:C:N4	1:1G:1322:C:H41	1.97	0.61
10:1A:40:LEU:HG	10:1A:41:PRO:HD2	1.82	0.61
19:AA:40:ILE:HG22	19:AA:67:VAL:HG13	1.82	0.61
26:14:198:C:H5'	26:14:2244:U:OP1	2.00	0.61
26:14:1070:A:H5'	26:14:1071:G:H5''	1.80	0.61
26:14:1486:A:H2'	26:14:1487:G:C8	2.35	0.61
28:79:22:ILE:HD11	28:79:193:ILE:HD13	1.82	0.61
32:49:47:LYS:HD2	32:49:81:LYS:HB2	1.81	0.61
1:13:1432:G:O6	63:13:1950:HOH:O	2.15	0.61
9:8E:78:LYS:HE3	9:8E:101:PHE:CE1	2.34	0.61
16:7I:4:ILE:HB	16:7I:66:PRO:HB3	1.82	0.61
17:8I:67:LYS:HA	17:8I:70:ARG:NH1	2.15	0.61
36:38:73:GLY:HA3	36:38:112:LEU:HD21	1.81	0.61
40:78:75:ILE:HD12	40:78:75:ILE:H	1.64	0.61
43:A8:85:VAL:HG23	43:A8:112:PHE:HZ	1.65	0.61
52:J8:50:ARG:HG3	52:J8:59:THR:HG23	1.81	0.61

Continued on next page...

Continued from previous page...

Atom-1	Atom-2	Interatomic distance (Å)	Clash overlap (Å)
1:1G:1028:C:N4	1:1G:1033:G:H1	1.98	0.61
2:12:9:GLU:HB2	2:12:217:ARG:NH2	2.15	0.61
6:52:15:ASP:OD1	6:52:17:SER:N	2.32	0.61
26:14:54:G:O6	63:14:3856:HOH:O	2.15	0.61
26:14:2839:G:H5'	42:55:46:GLY:HA2	1.83	0.61
33:59:117:PRO:HB3	33:59:123:PHE:CE2	2.35	0.61
38:15:20:GLY:O	38:15:61:ARG:HG3	2.00	0.61
44:75:125:ARG:HB2	44:75:129:ARG:HH21	1.65	0.61
26:1H:389:G:H1	40:78:71:VAL:H	1.48	0.61
40:78:50:ARG:HD3	59:Q8:7:HIS:NE2	2.14	0.61
1:1G:1084:G:H5'	1:1G:1102:A:OP2	2.00	0.61
22:1L:15:G:H22	22:1L:22:A:H1'	1.64	0.61
24:3L:4:U:H3	24:3L:70:A:H61	1.48	0.61
26:14:993:G:OP1	45:85:50:ARG:NH2	2.33	0.61
26:14:2801:A:H2'	26:14:2802:G:C4'	2.30	0.61
4:3E:55:ALA:O	4:3E:59:ARG:HG2	2.00	0.61
26:1H:2749:A:OP1	33:51:4:ILE:HG13	2.00	0.61
27:16:90:C:OP2	41:88:16:ARG:NH2	2.33	0.61
31:31:101:LEU:HD23	31:31:102:PRO:CD	2.29	0.61
51:I8:9:SER:O	51:I8:10:THR:HG22	1.99	0.61
54:L8:35:ARG:HB3	54:L8:37:LEU:HD21	1.81	0.61
1:1G:114:U:H2'	1:1G:115:G:C8	2.35	0.61
1:1G:1157:A:H61	1:1G:1177:G:H1	1.48	0.61
30:29:7:VAL:HG12	30:29:8:LYS:H	1.65	0.61
30:29:101:ARG:CZ	30:29:171:GLU:HB2	2.30	0.61
35:69:76:THR:HG23	35:69:140:LEU:HD13	1.81	0.61
50:D5:60:GLU:HA	50:D5:66:SER:HA	1.82	0.61
1:13:1306:A:H61	1:13:1331:G:H1'	1.63	0.61
19:AI:30:LEU:HD23	19:AI:30:LEU:H	1.65	0.61
26:1H:458:G:O2'	26:1H:469:G:O6	2.16	0.61
26:1H:1021:A:H3'	26:1H:1021:A:C8	2.35	0.61
27:16:90:C:P	41:88:16:ARG:HH21	2.23	0.61
46:D8:35:LEU:HB2	46:D8:57:VAL:HG12	1.83	0.61
51:I8:11:ARG:NH1	51:I8:11:ARG:HB2	2.15	0.61
1:1G:377:G:H1	1:1G:386:C:H42	1.45	0.61
1:1G:501:C:H2'	1:1G:502:G:H8	1.65	0.61
7:62:73:MET:HA	7:62:91:VAL:HG23	1.83	0.61
9:82:112:LYS:HA	9:82:119:ALA:CB	2.30	0.61
26:14:34:C:HO2'	26:14:35:G:H8	1.48	0.61
1:13:157:G:H1	1:13:164:U:H3	1.48	0.61
1:13:1280:A:H3'	1:13:1281:U:H5'	1.83	0.61

Continued on next page...

Continued from previous page...

Atom-1	Atom-2	Interatomic distance (Å)	Clash overlap (Å)
17:8I:100:LYS:HB3	17:8I:101:ARG:HE	1.66	0.61
26:1H:1022:G:H22	26:1H:1142(A):A:H2	1.45	0.61
26:1H:2419:U:H4'	57:O8:23:THR:HG21	1.82	0.61
44:B8:50:ILE:HD11	44:B8:102:ILE:HD11	1.82	0.61
1:1G:1154:G:H2'	1:1G:1155:G:C8	2.34	0.61
1:1G:1238:A:N7	1:1G:1303:C:H1'	2.15	0.61
6:52:83:ASP:OD1	6:52:83:ASP:N	2.34	0.61
26:14:259:G:H21	26:14:621:A:H8	1.46	0.61
26:14:2032:G:H21	30:29:146:THR:HG23	1.66	0.61
35:69:63:ALA:HA	35:69:66:GLU:HG2	1.83	0.61
5:4E:110:LEU:HD13	5:4E:118:ILE:HD13	1.83	0.61
26:1H:993:G:OP1	45:C8:50:ARG:NH2	2.34	0.61
26:1H:2702:U:H6	26:1H:2702:U:H5''	1.65	0.61
46:D8:15:GLU:HG3	46:D8:16:PRO:HD2	1.81	0.61
1:1G:742:G:OP2	15:6A:35:ARG:NH2	2.34	0.61
2:12:22:LYS:HZ2	2:12:22:LYS:N	1.99	0.61
2:12:22:LYS:HE3	2:12:24:TRP:HE1	1.66	0.61
3:22:91:LEU:HD22	3:22:99:VAL:HG12	1.81	0.61
24:3L:34:U:O2'	24:3L:35:A:H3'	2.01	0.61
26:14:2794:C:N4	26:14:2804:C:H1'	2.16	0.61
31:39:3:GLU:O	31:39:19:GLU:HB3	2.00	0.61
33:59:33:LEU:HD13	33:59:75:ALA:HA	1.82	0.61
48:B5:36:LYS:HG3	48:B5:56:THR:HG23	1.82	0.61
1:13:1178:G:N2	1:13:1181:G:H8	1.99	0.61
2:1E:69:LEU:HD21	2:1E:155:LEU:HD22	1.82	0.61
26:1H:442:G:H4'	31:31:46:ARG:HG3	1.83	0.61
26:1H:2157:G:HO2'	26:1H:2158:A:P	2.23	0.61
26:1H:2309:A:H2'	26:1H:2310:A:O4'	2.01	0.61
26:1H:2795:G:H3'	26:1H:2797:U:C5'	2.30	0.61
37:48:101:TRP:HD1	37:48:101:TRP:H	1.48	0.61
9:82:4:TYR:O	9:82:18:PHE:HA	2.01	0.61
26:14:651:G:H5'	59:M5:18:ALA:HB3	1.82	0.61
31:39:170:LEU:HD22	31:39:172:TRP:HE1	1.65	0.61
44:75:6:LEU:HA	44:75:9:LEU:HD12	1.82	0.61
1:13:343:U:C2	1:13:345:C:H1'	2.36	0.61
1:13:347:G:H5''	63:13:2293:HOH:O	2.01	0.61
1:13:1348:U:N3	1:13:1374:A:H2	1.98	0.61
9:8E:17:VAL:HA	9:8E:63:ILE:HG12	1.82	0.61
26:1H:1174:A:H1'	26:1H:1178:C:H41	1.65	0.61
26:1H:2151:G:H2'	26:1H:2152:G:C8	2.36	0.61
26:1H:2709:G:O2'	63:1H:3932:HOH:O	2.16	0.61

Continued on next page...

Continued from previous page...

Atom-1	Atom-2	Interatomic distance (Å)	Clash overlap (Å)
40:78:65:ARG:HB3	63:78:303:HOH:O	2.00	0.61
43:A8:78:LEU:HD12	43:A8:108:GLY:HA2	1.83	0.61
7:62:71:PRO:HD3	7:62:103:TRP:CZ3	2.34	0.61
26:14:2528:U:O2'	26:14:2530:A:OP1	2.11	0.61
26:14:2762:G:H5'	26:14:2763:G:OP2	2.01	0.61
29:19:17:THR:O	29:19:211:ARG:NH2	2.33	0.61
29:19:242:ARG:O	63:19:301:HOH:O	2.16	0.61
31:39:63:LYS:CE	31:39:67:GLN:HB3	2.30	0.61
35:69:79:ILE:HG22	35:69:81:VAL:HG23	1.83	0.61
47:A5:72:LYS:HB3	47:A5:106:ILE:HG13	1.83	0.61
1:13:145:G:H1	1:13:177:C:N4	1.96	0.61
1:13:553:A:H5''	12:3I:24:VAL:HG21	1.81	0.61
1:13:1504:G:OP1	1:13:1507:A:H4'	2.01	0.61
2:1E:93:VAL:HG21	2:1E:97:TRP:HD1	1.64	0.61
17:8I:45:HIS:HB2	17:8I:65:ILE:HD13	1.82	0.61
26:1H:1351:C:H3'	63:1H:4004:HOH:O	2.00	0.61
27:16:44:G:H1'	27:16:47:C:N4	2.16	0.61
10:1A:28:ARG:NH2	10:1A:34:VAL:HB	2.16	0.61
26:14:2392:A:H2	26:14:2424:C:H42	1.49	0.61
26:14:2537:U:H2'	26:14:2538:C:C6	2.36	0.61
43:65:3:ARG:NH2	43:65:4:LEU:HB2	2.16	0.61
43:65:16:ASN:HD22	43:65:17:ARG:H	1.49	0.61
1:13:683:G:N7	63:13:1992:HOH:O	2.30	0.60
1:13:984:C:H42	1:13:1221:G:H1	1.49	0.60
1:13:1062:U:H2'	1:13:1063:C:C6	2.36	0.60
1:13:1359:C:OP1	14:5I:22:THR:OG1	2.18	0.60
26:1H:389:G:H1	40:78:71:VAL:HG12	1.65	0.60
26:1H:2061:G:OP2	26:1H:2502:G:H5'	2.01	0.60
26:1H:2156:G:H2'	26:1H:2157:G:N2	2.16	0.60
26:1H:2404:C:O3'	40:78:77:ARG:NH2	2.34	0.60
26:1H:2470:G:H5'	41:88:56:ARG:HH22	1.65	0.60
26:1H:2818:G:OP2	42:98:42:LYS:NZ	2.33	0.60
32:41:131:TYR:HE2	32:41:133:LEU:HD23	1.65	0.60
41:88:14:ARG:HG2	41:88:41:TRP:HH2	1.65	0.60
44:B8:60:THR:HG22	44:B8:77:PRO:HA	1.82	0.60
10:1A:44:VAL:HG22	10:1A:66:ARG:HG2	1.82	0.60
20:BA:25:ARG:O	20:BA:29:LYS:HG2	2.01	0.60
26:14:443:A:H5''	26:14:444:C:OP1	2.01	0.60
26:14:1226:G:OP1	46:95:69:LYS:NZ	2.30	0.60
26:14:2068:U:H3	26:14:2430:A:H2	1.43	0.60
27:1J:42:C:O2'	32:49:67:LYS:O	2.12	0.60

Continued on next page...

Continued from previous page...

Atom-1	Atom-2	Interatomic distance (Å)	Clash overlap (Å)
39:25:78:ARG:HH21	44:75:103:ARG:HH21	1.48	0.60
1:13:642:A:N3	8:7E:113:SER:OG	2.32	0.60
1:13:1346:A:H5''	9:8E:120:ARG:NH1	2.16	0.60
17:8I:100:LYS:HB3	17:8I:101:ARG:HH11	1.65	0.60
31:31:28:ILE:HD11	31:31:119:ARG:HH21	1.66	0.60
1:1G:1129:C:H1'	1:1G:1132:C:H41	1.65	0.60
3:22:44:GLU:HG3	3:22:52:LEU:HD21	1.83	0.60
26:14:6:A:H2'	26:14:6:A:N3	2.15	0.60
26:14:90:U:H1'	26:14:91:A:N7	2.16	0.60
26:14:2441:C:O2	63:14:3852:HOH:O	2.14	0.60
26:14:2708:G:H5'	42:55:68:ARG:HG2	1.83	0.60
31:39:11:VAL:HG23	31:39:12:LEU:H	1.66	0.60
1:13:170:U:H2'	1:13:171:A:H8	1.65	0.60
2:1E:223:ILE:O	2:1E:227:GLY:N	2.30	0.60
13:4I:11:ARG:O	13:4I:13:LYS:N	2.34	0.60
26:1H:675:A:OP1	31:31:63:LYS:HE2	2.01	0.60
26:1H:1871:A:H2'	26:1H:1872:A:C8	2.36	0.60
26:1H:2175:C:O2'	28:71:219:GLY:O	2.16	0.60
43:A8:87:PHE:CE2	43:A8:102:ALA:HB2	2.37	0.60
1:1G:1325:C:P	21:1B:15:ARG:HH21	2.25	0.60
20:BA:26:ASN:OD1	20:BA:71:THR:OG1	2.15	0.60
26:14:1582:C:HO2'	26:14:1586:A:H8	1.48	0.60
26:14:1593:G:H2'	26:14:1594:G:C8	2.36	0.60
30:29:13:ARG:NH2	44:75:77:PRO:HB3	2.16	0.60
52:F5:23:LYS:HB3	52:F5:29:GLY:CA	2.27	0.60
1:13:107:G:O6	20:BI:15:ARG:HG3	2.01	0.60
2:1E:47:THR:O	2:1E:51:LEU:N	2.32	0.60
2:1E:53:ARG:NH2	2:1E:198:ASP:O	2.34	0.60
23:2K:54:G:H2'	23:2K:55:5MU:C6	2.37	0.60
26:1H:888:C:H5''	26:1H:889:C:C5	2.37	0.60
26:1H:890:A:H3'	26:1H:892:G:H8	1.65	0.60
26:1H:2518:A:H5'	26:1H:2518:A:C8	2.35	0.60
29:11:70:TRP:CD1	29:11:70:TRP:C	2.74	0.60
50:H8:45:ASP:OD2	50:H8:49:ARG:NH1	2.34	0.60
57:O8:13:CYS:O	57:O8:21:TYR:HA	2.01	0.60
1:1G:1322:C:O2'	1:1G:1323:G:H5'	2.01	0.60
26:14:2080:G:H5'	52:F5:35:THR:O	2.02	0.60
27:1J:80:U:H2'	27:1J:81:G:N2	2.16	0.60
49:C5:42:VAL:HG13	49:C5:65:ALA:HB3	1.83	0.60
50:D5:75:ASN:O	50:D5:84:GLU:HG2	2.01	0.60
1:13:474:G:H5'	16:7I:81:ARG:HE	1.66	0.60

Continued on next page...

Continued from previous page...

Atom-1	Atom-2	Interatomic distance (Å)	Clash overlap (Å)
2:1E:168:THR:HA	2:1E:171:ALA:HB2	1.82	0.60
26:1H:880:G:H1	26:1H:897:C:N4	1.99	0.60
26:1H:1061:U:O3'	26:1H:1070:A:H4'	2.01	0.60
26:1H:1671:U:OP2	63:1H:3927:HOH:O	2.15	0.60
30:21:82:ARG:HG3	30:21:83:ASP:H	1.66	0.60
1:1G:751:U:H4'	15:6A:24:SER:HA	1.84	0.60
1:1G:1003:G:N1	1:1G:1036:G:O6	2.34	0.60
26:14:589:C:H2'	26:14:590:A:C8	2.36	0.60
26:14:2791:C:H2'	26:14:2792:G:H8	1.67	0.60
33:59:118:PRO:HG2	33:59:121:ILE:HG13	1.82	0.60
51:E5:68:GLU:HG3	51:E5:82:ARG:HG2	1.83	0.60
52:F5:86:SER:N	52:F5:87:PRO:HD2	2.15	0.60
1:13:1310:G:H1	1:13:1327:C:H42	1.49	0.60
26:1H:1188:U:H4'	46:D8:79:VAL:HG22	1.82	0.60
26:1H:1352:U:OP2	63:1H:3935:HOH:O	2.16	0.60
26:1H:1376:C:OP2	63:1H:3931:HOH:O	2.16	0.60
36:38:24:PHE:O	36:38:26:LEU:HG	2.02	0.60
48:F8:12:VAL:HG13	48:F8:27:THR:O	2.02	0.60
2:12:21:ARG:O	2:12:23:ARG:N	2.34	0.60
23:2L:54:G:H2'	23:2L:55:5MU:H6	1.67	0.60
26:14:847:U:OP2	63:14:3867:HOH:O	2.17	0.60
27:1J:46:A:H2'	27:1J:47:C:H6	1.67	0.60
30:29:12:THR:O	30:29:23:VAL:HG22	2.00	0.60
9:8E:55:ALA:HB1	9:8E:58:HIS:HB2	1.83	0.60
22:1K:18:G:H4'	22:1K:61:U:N3	2.16	0.60
26:1H:2392:A:OP2	59:Q8:31:HIS:HD2	1.83	0.60
26:1H:2593:U:H2'	26:1H:2594:C:C6	2.37	0.60
34:28:28:LYS:NZ	34:28:29:GLU:HG3	2.17	0.60
26:14:270(L):U:O2'	26:14:270(N):G:N2	2.34	0.60
32:49:107:LEU:HD11	32:49:178:PHE:HE1	1.66	0.60
50:D5:157:LEU:HD12	50:D5:161:VAL:HG11	1.84	0.60
1:13:362:G:OP2	63:13:1952:HOH:O	2.16	0.60
22:1K:61:U:H5'	22:1K:62:C:H5	1.67	0.60
26:1H:2343:C:HO2'	26:1H:2373:G:HO2'	1.48	0.60
26:1H:2679:A:H4'	30:21:165:VAL:HG11	1.83	0.60
28:71:211:SER:HB2	28:71:223:ARG:HH21	1.65	0.60
37:48:34:ILE:HG13	37:48:38:VAL:HG22	1.82	0.60
4:32:119:GLN:O	4:32:123:HIS:HD2	1.84	0.60
15:6A:75:PRO:HB2	15:6A:79:ARG:NH2	2.09	0.60
26:14:363:G:H2'	26:14:363(A):A:H8	1.65	0.60
26:14:871:U:OP1	41:45:5:ARG:NH1	2.35	0.60

Continued on next page...

Continued from previous page...

Atom-1	Atom-2	Interatomic distance (Å)	Clash overlap (Å)
30:29:49:LEU:H	30:29:49:LEU:HD12	1.67	0.60
31:39:165:ARG:HA	31:39:168:ARG:HD3	1.84	0.60
32:49:50:ALA:HA	32:49:53:LEU:HD23	1.84	0.60
49:C5:36:ALA:HA	49:C5:67:LEU:O	2.01	0.60
1:13:793:U:H5'	1:13:794:A:H5''	1.84	0.60
12:3I:47:LYS:HA	12:3I:49:ASN:H	1.66	0.60
26:1H:592:G:N2	59:Q8:4:MET:HE1	2.15	0.60
26:1H:728:G:H4'	29:11:13:ARG:HD3	1.83	0.60
26:1H:848:G:H2'	26:1H:849:A:C8	2.37	0.60
26:1H:2849:U:O4	44:B8:23:ARG:NH2	2.35	0.60
30:21:51:PHE:O	30:21:74:PRO:HB2	2.00	0.60
38:58:99:LEU:O	38:58:103:VAL:HG23	2.02	0.60
1:1G:345:C:OP2	44:75:39:ARG:NH2	2.32	0.60
8:72:20:TYR:HA	8:72:65:TYR:CZ	2.35	0.60
26:14:67:U:H2'	26:14:68:G:H8	1.65	0.60
26:14:1403:C:OP1	26:14:1522:G:N2	2.29	0.60
26:14:1800:C:OP2	29:19:183:ARG:NH2	2.34	0.60
29:19:11:PRO:O	29:19:12:SER:OG	2.17	0.60
39:25:68:GLU:OE2	39:25:78:ARG:NH1	2.35	0.60
41:45:20:ALA:HA	41:45:99:PRO:HG2	1.83	0.60
1:13:1435:G:H2'	1:13:1436:U:C6	2.36	0.60
8:7E:6:ILE:HB	8:7E:85:ARG:HH12	1.66	0.60
24:3K:46:G:O2'	24:3K:47:G:H5'	2.02	0.60
26:1H:1077:A:H3'	26:1H:1078:U:H5'	1.84	0.60
26:1H:2629:A:O2'	26:1H:2630:G:H5''	2.01	0.60
27:16:7:G:H4'	43:A8:29:PHE:CD2	2.37	0.60
31:31:29:ASN:H	31:31:112:MET:CE	2.15	0.60
33:51:4:ILE:HG23	33:51:6:ARG:N	2.13	0.60
35:61:69:LYS:HA	35:61:136:VAL:HB	1.84	0.60
37:48:125:ARG:HE	37:48:132:ARG:NH2	2.00	0.60
46:D8:65:GLY:HA3	46:D8:91:TYR:CE1	2.36	0.60
49:G8:55:TYR:HB3	49:G8:58:GLY:HA3	1.83	0.60
1:1G:1321:C:H41	1:1G:1322:C:H41	1.50	0.60
5:42:123:LEU:HD23	5:42:126:ARG:HH12	1.66	0.60
26:14:2273:A:H2'	26:14:2274:A:C8	2.37	0.60
26:14:2377:A:O3'	43:65:111:GLU:HG2	2.02	0.60
31:39:25:PRO:HB2	31:39:27:GLU:H	1.67	0.60
31:39:89:VAL:HG12	31:39:90:PHE:H	1.67	0.60
2:1E:206:ASP:O	2:1E:210:SER:OG	2.13	0.59
13:4I:8:GLU:O	13:4I:10:PRO:HD3	2.02	0.59
48:F8:49:VAL:HG12	48:F8:50:LYS:N	2.16	0.59

Continued on next page...

Continued from previous page...

Atom-1	Atom-2	Interatomic distance (Å)	Clash overlap (Å)
1:1G:963:G:H21	10:1A:55:LYS:CD	2.14	0.59
2:12:236:TYR:HB3	2:12:239:VAL:HB	1.82	0.59
19:AA:56:GLN:HG2	19:AA:57:HIS:H	1.67	0.59
26:14:21:A:H61	26:14:519:U:H3	1.50	0.59
26:14:71:A:H4'	26:14:72:U:H5''	1.84	0.59
26:14:113:G:OP1	63:14:3869:HOH:O	2.17	0.59
30:29:87:GLU:O	30:29:89:ASP:N	2.34	0.59
49:C5:49:VAL:O	49:C5:51:VAL:N	2.35	0.59
1:13:376:G:H5''	16:7I:5:ARG:HB2	1.83	0.59
10:1I:37:PRO:HA	10:1I:72:VAL:HG22	1.83	0.59
17:8I:45:HIS:O	17:8I:73:VAL:HG23	2.02	0.59
29:11:108:PRO:HG3	29:11:143:HIS:CE1	2.37	0.59
37:48:108:ALA:HB3	37:48:111:LYS:HZ2	1.66	0.59
38:58:93:THR:HG22	38:58:94:HIS:ND1	2.17	0.59
44:B8:24:PRO:HA	44:B8:49:VAL:HG13	1.84	0.59
45:C8:28:ARG:HD3	45:C8:38:THR:OG1	2.02	0.59
1:1G:581:G:OP1	15:6A:61:GLY:HA3	2.02	0.59
8:72:11:THR:HG23	8:72:14:ARG:NH1	2.17	0.59
26:14:2807:G:N2	26:14:2892:A:H62	2.00	0.59
39:25:63:VAL:HG12	39:25:106:LEU:HD11	1.82	0.59
45:85:106:PHE:HA	45:85:109:LEU:HD12	1.84	0.59
50:D5:10:ARG:NH2	50:D5:26:GLY:O	2.36	0.59
1:13:87:A:H2'	1:13:88:C:C6	2.37	0.59
1:13:110:C:H2'	1:13:111:G:O4'	2.03	0.59
26:1H:299:A:OP2	63:1H:3942:HOH:O	2.17	0.59
26:1H:1449:A:H5'	26:1H:1449(A):G:OP2	2.01	0.59
31:31:29:ASN:H	31:31:112:MET:HE1	1.67	0.59
33:51:20:ALA:HB3	33:51:23:ARG:HG2	1.84	0.59
44:B8:105:LEU:HG	44:B8:109:GLU:HB3	1.83	0.59
49:G8:85:VAL:HB	49:G8:98:VAL:HG23	1.85	0.59
1:1G:555:C:H2'	1:1G:556:C:C6	2.37	0.59
12:3A:34:ARG:HB2	12:3A:34:ARG:HH11	1.67	0.59
24:3L:52:A:H61	24:3L:64:U:H3	1.50	0.59
26:14:271(B):G:H4'	26:14:271(C):U:H5'	1.84	0.59
26:14:784:A:H5'	26:14:785:G:OP1	2.02	0.59
26:14:997:G:O2'	26:14:998:C:H5'	2.02	0.59
35:69:54:GLN:HA	35:69:57:ARG:HB3	1.83	0.59
45:85:92:ARG:NH2	46:95:10:LYS:HA	2.17	0.59
52:F5:41:ARG:HB2	52:F5:43:TYR:HE1	1.66	0.59
1:13:688:G:H2'	1:13:689:C:H6	1.67	0.59
6:5E:101:ALA:HB2	18:9I:28:GLU:HB2	1.85	0.59

Continued on next page...

Continued from previous page...

Atom-1	Atom-2	Interatomic distance (Å)	Clash overlap (Å)
11:2I:82:VAL:HG12	11:2I:108:ILE:HG13	1.84	0.59
22:1K:9:A:H4'	22:1K:10:G:OP2	2.01	0.59
24:3K:51:G:H2'	24:3K:52:A:C8	2.36	0.59
26:1H:357:A:H2'	26:1H:358:U:H6	1.65	0.59
26:1H:587:C:OP2	40:78:21:ARG:NH2	2.36	0.59
26:1H:620:G:H4'	26:1H:621:A:C5'	2.32	0.59
26:1H:2126:A:H62	26:1H:2163:C:HO2'	1.49	0.59
27:16:15:A:H5'	27:16:16:G:H8	1.67	0.59
32:41:109:VAL:O	32:41:113:ARG:HG3	2.03	0.59
34:18:20:LEU:O	34:18:24:ILE:N	2.35	0.59
41:88:139:GLU:HG3	50:H8:122:ARG:HH12	1.68	0.59
1:1G:323:U:O3'	20:BA:22:ARG:HD3	2.02	0.59
1:1G:920:U:H2'	1:1G:921:U:C6	2.37	0.59
1:1G:1368:G:O2'	1:1G:1369:C:H5'	2.03	0.59
2:12:72:GLY:HA3	2:12:81:VAL:HG21	1.83	0.59
26:14:67:U:H2'	26:14:68:G:C8	2.38	0.59
26:14:2164:C:N3	26:14:2165:G:N2	2.50	0.59
27:1J:15:A:H1'	27:1J:109:G:C8	2.37	0.59
46:95:5:VAL:HG12	46:95:37:VAL:HB	1.85	0.59
1:13:21:G:OP1	63:13:1953:HOH:O	2.17	0.59
1:13:598:U:H4'	8:7E:94:TYR:CD2	2.38	0.59
1:13:1117:G:H5''	9:8E:104:ARG:CZ	2.32	0.59
1:13:1145:C:H5''	1:13:1146:A:OP1	2.03	0.59
1:13:1226:C:OP2	13:4I:103:THR:OG1	2.16	0.59
2:1E:178:ARG:HG3	8:7E:72:PRO:HA	1.83	0.59
4:3E:31:CYS:SG	4:3E:33:MET:HB2	2.42	0.59
14:5I:23:ARG:HD2	14:5I:28:GLY:O	2.02	0.59
26:1H:1094:U:O2'	26:1H:1096:A:OP1	2.20	0.59
26:1H:2702:U:H5''	26:1H:2702:U:C6	2.37	0.59
26:1H:2705:A:OP2	63:1H:3934:HOH:O	2.16	0.59
1:1G:411:A:H62	1:1G:413:G:N2	1.99	0.59
2:12:236:TYR:HB2	2:12:239:VAL:HB	1.83	0.59
8:72:69:ARG:HD2	8:72:76:PRO:HA	1.84	0.59
8:72:121:ASP:OD1	8:72:125:ARG:NH2	2.36	0.59
12:3A:84:LEU:HD12	12:3A:105:TYR:CE2	2.37	0.59
19:AA:40:ILE:HA	19:AA:44:MET:SD	2.43	0.59
26:14:180:G:N2	26:14:214:G:N7	2.48	0.59
26:14:780:G:N2	26:14:783:A:H62	1.96	0.59
26:14:2129:C:H5''	26:14:2130:U:C5	2.38	0.59
28:79:14:VAL:HA	28:79:20:TYR:HE2	1.67	0.59
30:29:13:ARG:HH21	44:75:77:PRO:HB3	1.67	0.59

Continued on next page...

Continued from previous page...

Atom-1	Atom-2	Interatomic distance (Å)	Clash overlap (Å)
33:59:74:ASN:HA	33:59:77:LYS:HB3	1.83	0.59
1:13:578:C:OP1	63:13:1955:HOH:O	2.17	0.59
2:1E:187:LEU:HD11	2:1E:204:ASN:O	2.03	0.59
7:6E:150:ALA:HB2	11:2I:50:TYR:HE2	1.67	0.59
10:1I:77:PRO:O	10:1I:79:ARG:NH1	2.35	0.59
17:8I:29:HIS:N	17:8I:34:LYS:O	2.34	0.59
26:1H:761:A:OP1	63:1H:3941:HOH:O	2.17	0.59
26:1H:969:U:O3'	54:L8:14:GLY:HA2	2.02	0.59
26:1H:1141:U:H6	38:58:63:THR:HG1	1.51	0.59
26:1H:1676:A:OP2	63:1H:3924:HOH:O	2.15	0.59
26:1H:2172:U:H5'	26:1H:2173:A:OP2	2.02	0.59
34:18:28:LYS:HB3	34:28:2:ALA:HB3	1.85	0.59
37:48:52:ILE:HD11	37:48:76:TYR:HB2	1.85	0.59
42:98:26:LYS:HE2	42:98:70:LEU:O	2.02	0.59
43:A8:24:LEU:HD12	43:A8:41:ASP:HB2	1.83	0.59
43:A8:32:LEU:O	43:A8:62:LYS:NZ	2.35	0.59
45:C8:88:ILE:HG22	45:C8:90:VAL:HB	1.85	0.59
1:1G:1256:A:N6	1:1G:1278:U:OP2	2.36	0.59
1:1G:1325:C:OP2	21:1B:15:ARG:NH2	2.28	0.59
2:12:12:GLU:HB2	2:12:16:HIS:ND1	2.18	0.59
4:32:4:TYR:HE2	4:32:11:LEU:HD11	1.67	0.59
9:82:111:ARG:HB3	9:82:113:LYS:HE2	1.85	0.59
26:14:1516:U:H2'	26:14:1517:G:H8	1.67	0.59
1:13:1110:A:OP2	63:13:1956:HOH:O	2.17	0.59
4:3E:150:GLU:HA	4:3E:153:ARG:HG3	1.83	0.59
26:1H:1329:U:H5''	26:1H:1330:C:H5	1.67	0.59
41:88:23:GLY:O	41:88:25:ASP:HB3	2.02	0.59
1:1G:1027:C:O2'	1:1G:1035:A:N6	2.36	0.59
1:1G:1052:U:O2'	1:1G:1055:A:OP2	2.18	0.59
1:1G:1281:U:H3'	1:1G:1282:C:C5	2.37	0.59
3:22:129:ALA:H	3:22:132:ARG:HH21	1.49	0.59
14:5A:29:ARG:HD3	14:5A:40:CYS:CB	2.32	0.59
15:6A:5:LYS:O	15:6A:9:GLN:HG2	2.03	0.59
26:14:184:C:H2'	26:14:185:U:C6	2.38	0.59
26:14:673:C:H4'	31:39:82:ILE:HG12	1.85	0.59
26:14:1667:G:H2'	63:14:4374:HOH:O	2.02	0.59
44:75:64:ARG:HB2	44:75:73:GLU:HG2	1.85	0.59
7:6E:45:ASP:O	7:6E:49:ILE:HG12	2.03	0.59
13:4I:65:LYS:HD2	13:4I:69:GLU:HB3	1.84	0.59
17:8I:88:TYR:HD1	17:8I:89:LEU:HD22	1.67	0.59
23:2K:17:C:HO2'	23:2K:18:C:H5	1.50	0.59

Continued on next page...

Continued from previous page...

Atom-1	Atom-2	Interatomic distance (Å)	Clash overlap (Å)
26:1H:249:C:P	63:1H:3920:HOH:O	2.61	0.59
26:1H:270(G):C:H2'	26:1H:270(H):C:C6	2.38	0.59
26:1H:664:C:P	40:78:18:ARG:HH21	2.26	0.59
26:1H:1534:G:H2'	26:1H:1535:U:O4'	2.03	0.59
26:1H:2272:U:O4	63:1H:3926:HOH:O	2.15	0.59
31:31:39:TRP:CZ3	31:31:106:ARG:HD2	2.37	0.59
1:1G:878:G:H5'	8:72:89:PRO:HG2	1.85	0.59
2:12:22:LYS:HA	2:12:24:TRP:CD1	2.38	0.59
6:52:77:ARG:HH21	6:52:78:GLU:HG2	1.67	0.59
26:14:823:G:H2'	26:14:824:A:C8	2.37	0.59
26:14:1486:A:H2'	26:14:1487:G:H8	1.66	0.59
26:14:1784:A:H4'	26:14:1785:A:O5'	2.01	0.59
26:14:2298:A:H62	26:14:2318:G:H8	1.50	0.59
26:14:2567:G:O6	63:14:3868:HOH:O	2.17	0.59
33:59:33:LEU:HG	33:59:79:VAL:HG13	1.83	0.59
43:65:95:HIS:HA	43:65:99:LYS:HD2	1.83	0.59
50:D5:82:ARG:HG2	50:D5:82:ARG:HH11	1.67	0.59
59:M5:14:VAL:HG11	59:M5:58:ILE:HD11	1.83	0.59
1:13:148:G:H2'	1:13:149:A:C8	2.38	0.59
13:4I:79:LYS:O	13:4I:83:ASP:HB2	2.03	0.59
17:8I:11:VAL:HG12	17:8I:85:VAL:HG13	1.85	0.59
26:1H:784:A:C5	29:11:229:VAL:HG21	2.38	0.59
26:1H:1517:G:H2'	26:1H:1518:C:C6	2.38	0.59
26:1H:2163:C:H2'	26:1H:2164:C:O4'	2.01	0.59
40:78:71:VAL:HG13	40:78:72:PRO:HD3	1.83	0.59
45:C8:50:ARG:HH22	46:D8:72:VAL:HG23	1.68	0.59
1:1G:683:G:H2'	1:1G:684:A:H8	1.66	0.59
1:1G:1505:G:H4'	1:1G:1506:U:H5''	1.84	0.59
7:62:20:ASP:HB3	7:62:23:VAL:HB	1.84	0.59
15:6A:5:LYS:HE3	15:6A:5:LYS:H	1.68	0.59
26:14:2168:G:O2'	26:14:2169:A:O5'	2.13	0.59
26:14:2295:C:H41	43:65:13:ARG:NH2	2.00	0.59
29:19:65:ILE:HD11	29:19:67:PHE:CZ	2.37	0.59
45:85:69:CYS:O	45:85:74:LEU:HD12	2.03	0.59
48:B5:18:TYR:O	48:B5:21:PHE:N	2.24	0.59
51:E5:70:GLN:NE2	51:E5:72:ARG:HD2	2.16	0.59
1:13:280:C:C2	17:8I:38:ARG:HG3	2.37	0.59
4:3E:18:LYS:HD3	4:3E:31:CYS:SG	2.43	0.59
13:4I:74:VAL:O	13:4I:78:ILE:HG12	2.02	0.59
15:6I:79:ARG:NH1	15:6I:83:GLU:OE2	2.36	0.59
17:8I:82:MET:O	17:8I:86:GLU:HG2	2.03	0.59

Continued on next page...

Continued from previous page...

Atom-1	Atom-2	Interatomic distance (Å)	Clash overlap (Å)
26:1H:646:A:H2'	26:1H:647:G:O4'	2.02	0.59
26:1H:988:A:P	54:L8:11:SER:HB2	2.43	0.59
26:1H:1250:G:H5'	63:1H:4998:HOH:O	2.03	0.59
26:1H:1264:G:OP1	56:N8:19:ARG:NH2	2.25	0.59
26:1H:2331:G:H4'	51:I8:43:THR:H	1.67	0.59
26:1H:2600:A:N6	63:1H:3728:HOH:O	2.11	0.59
34:18:4:ASP:HA	34:18:7:ARG:HB2	1.84	0.59
45:C8:19:LYS:O	45:C8:22:LYS:HG3	2.02	0.59
1:1G:690:G:H2'	1:1G:691:G:O4'	2.02	0.59
1:1G:973:G:H3'	1:1G:974:A:H5''	1.84	0.59
1:1G:1007:C:N3	1:1G:1023:G:N1	2.51	0.59
1:1G:1387:G:H2'	1:1G:1388:C:H6	1.68	0.59
26:14:71:A:H5'	26:14:71:A:H8	1.66	0.59
26:14:389:G:H22	40:35:71:VAL:HG12	1.67	0.59
26:14:1568:G:OP2	29:19:63:ARG:NH2	2.30	0.59
39:25:88:ASN:O	39:25:91:LEU:N	2.36	0.59
44:75:31:SER:HB3	44:75:42:ILE:HD13	1.85	0.59
45:85:92:ARG:HH22	46:95:10:LYS:HA	1.67	0.59
1:13:1106:G:H5''	3:2E:172:ARG:HG2	1.83	0.58
2:1E:24:TRP:CZ3	2:1E:26:PRO:HA	2.38	0.58
8:7E:87:SER:HB2	8:7E:93:VAL:HB	1.85	0.58
10:1I:8:LEU:HD12	10:1I:20:ALA:HB2	1.83	0.58
26:1H:733:G:OP2	63:1H:3937:HOH:O	2.16	0.58
26:1H:1210:A:H5'	26:1H:1210:A:C8	2.38	0.58
26:1H:2735:G:H2'	26:1H:2736:G:H8	1.68	0.58
30:21:6:GLY:HA2	30:21:51:PHE:CZ	2.37	0.58
40:78:116:GLY:H	40:78:134:ALA:HB2	1.68	0.58
47:E8:9:TYR:H	47:E8:102:HIS:HD2	1.51	0.58
48:F8:49:VAL:HG12	48:F8:50:LYS:H	1.68	0.58
1:1G:1105:A:H2'	1:1G:1106:G:H8	1.68	0.58
1:1G:1321:C:H3'	1:1G:1322:C:H5''	1.85	0.58
3:22:20:SER:OG	3:22:36:ASP:OD2	2.22	0.58
13:4A:114:ARG:O	13:4A:116:THR:OG1	2.21	0.58
26:14:588:U:H2'	26:14:589:C:C6	2.37	0.58
26:14:2468:G:H3'	26:14:2476:A:C2	2.38	0.58
33:59:125:VAL:HG13	33:59:126:PRO:HD3	1.85	0.58
43:65:49:VAL:HG21	43:65:77:ALA:HB2	1.84	0.58
8:7E:9:MET:HG3	8:7E:26:VAL:HG21	1.85	0.58
37:48:108:ALA:HB3	37:48:111:LYS:NZ	2.18	0.58
1:1G:1037:C:H2'	1:1G:1038:C:C6	2.38	0.58
26:14:1062:G:N2	26:14:1077:A:N3	2.51	0.58

Continued on next page...

Continued from previous page...

Atom-1	Atom-2	Interatomic distance (Å)	Clash overlap (Å)
26:14:2351:G:OP2	59:M5:46:ARG:NH1	2.36	0.58
1:13:453:A:H4'	16:7I:72:ARG:HB2	1.84	0.58
1:13:767:A:H3'	63:13:1919:HOH:O	2.04	0.58
1:13:1262:C:H2'	1:13:1263:C:C6	2.38	0.58
26:1H:341:G:OP2	63:1H:3946:HOH:O	2.17	0.58
26:1H:958:U:H5'	41:88:14:ARG:HD3	1.86	0.58
26:1H:1109:C:O2'	26:1H:1110:G:OP1	2.15	0.58
27:16:94:C:H2'	27:16:95:U:C6	2.37	0.58
32:41:97:ASP:HA	32:41:100:TRP:HD1	1.68	0.58
34:18:24:ILE:HG23	34:18:25:ASP:N	2.18	0.58
55:M8:9:LEU:HD12	55:M8:27:THR:H	1.67	0.58
1:1G:108:G:H5'	1:1G:109:A:H5''	1.84	0.58
1:1G:537:G:H5''	12:3A:113:ARG:HH12	1.68	0.58
7:62:141:VAL:HA	7:62:142:GLU:CB	2.32	0.58
12:3A:83:VAL:HG21	12:3A:100:ILE:HD12	1.84	0.58
22:1L:5:C:H42	22:1L:69:G:H1	1.51	0.58
26:14:138:G:N2	48:B5:44:GLU:OE2	2.29	0.58
26:14:872:A:H4'	41:45:66:ILE:HD11	1.83	0.58
26:14:1050:A:H2	26:14:2751:G:H2'	1.67	0.58
26:14:1188:U:O2'	26:14:1189:A:H5'	2.02	0.58
26:14:1456:G:OP2	63:14:3865:HOH:O	2.16	0.58
28:79:10:LEU:HB3	28:79:220:PRO:HD3	1.86	0.58
46:95:77:ALA:O	46:95:79:VAL:N	2.35	0.58
49:C5:17:SER:HB2	49:C5:71:LYS:HD2	1.85	0.58
49:C5:82:PRO:HB2	49:C5:100:ALA:H	1.68	0.58
1:13:476:G:H2'	1:13:477:G:C8	2.39	0.58
1:13:992:U:H4'	1:13:993:G:O5'	2.02	0.58
1:13:1292:U:H2'	1:13:1293:G:C8	2.39	0.58
3:2E:30:ARG:NH2	14:5I:35:ARG:O	2.36	0.58
6:5E:44:GLY:HA2	6:5E:59:TYR:CZ	2.38	0.58
23:2K:24:C:H2'	23:2K:25:U:C6	2.39	0.58
26:1H:443:A:H1'	26:1H:1201:C:O4'	2.03	0.58
26:1H:1140:C:OP1	38:58:23:LEU:HB3	2.03	0.58
26:1H:1814:G:P	29:11:40:THR:HG21	2.43	0.58
26:1H:2712(A):A:OP2	63:1H:3854:HOH:O	2.17	0.58
31:31:160:ASN:OD1	31:31:163:VAL:HG23	2.04	0.58
36:38:71:LEU:HD13	36:38:72:ASP:HB2	1.85	0.58
49:G8:55:TYR:CZ	49:G8:61:ILE:HD11	2.38	0.58
58:P8:26:GLY:O	58:P8:30:VAL:HG23	2.03	0.58
1:1G:537:G:H5''	12:3A:113:ARG:NH1	2.19	0.58
1:1G:857:C:H3'	1:1G:858:G:H8	1.68	0.58

Continued on next page...

Continued from previous page...

Atom-1	Atom-2	Interatomic distance (Å)	Clash overlap (Å)
2:12:100:GLY:N	2:12:176:GLU:OE2	2.27	0.58
2:12:111:ARG:HA	2:12:111:ARG:HH11	1.68	0.58
3:22:33:LEU:HD12	3:22:36:ASP:HB3	1.85	0.58
4:32:4:TYR:CE2	4:32:11:LEU:HD11	2.38	0.58
4:32:189:PRO:HB2	4:32:194:LEU:HD21	1.84	0.58
22:1L:31:G:H1	22:1L:41:C:H42	1.50	0.58
26:14:2355:C:H1'	51:E5:39:ARG:HH21	1.69	0.58
33:59:30:LYS:HB2	33:59:79:VAL:HA	1.84	0.58
48:B5:18:TYR:O	48:B5:20:GLY:N	2.37	0.58
1:13:1239:A:H62	1:13:1299:A:N6	2.01	0.58
8:7E:34:GLU:OE1	8:7E:37:ARG:NH1	2.37	0.58
26:1H:860:U:C5	26:1H:917:A:C2	2.82	0.58
26:1H:1843:C:H5'	29:11:253:GLN:OE1	2.03	0.58
26:1H:2592:G:P	63:1H:3744:HOH:O	2.59	0.58
30:21:78:LEU:HD23	30:21:78:LEU:O	2.03	0.58
32:41:6:ALA:H	55:M8:23:GLU:HG3	1.69	0.58
36:38:12:THR:HG22	36:38:15:GLU:H	1.68	0.58
37:48:133:SER:HA	37:48:137:GLU:HG2	1.85	0.58
1:1G:1028:C:N3	1:1G:1033:G:N2	2.51	0.58
11:2A:57:THR:HG22	11:2A:59:TYR:H	1.68	0.58
22:1L:54:G:H4'	41:45:56:ARG:CZ	2.34	0.58
26:14:1138:G:H21	38:15:106:MET:HE3	1.68	0.58
26:14:1664:A:OP2	63:14:3870:HOH:O	2.17	0.58
48:B5:9:LEU:HA	53:G5:36:ARG:NH2	2.18	0.58
1:13:984:C:N4	1:13:1221:G:H1	2.00	0.58
26:1H:143:C:H5'	48:F8:35:THR:CG2	2.32	0.58
26:1H:2711:A:OP2	63:1H:3875:HOH:O	2.16	0.58
35:61:92:VAL:HG13	35:61:120:ILE:HG23	1.84	0.58
1:1G:36:C:OP1	12:3A:123:LYS:NZ	2.30	0.58
1:1G:501:C:H2'	1:1G:502:G:C8	2.39	0.58
5:42:76:ILE:HG23	5:42:142:LEU:HD13	1.86	0.58
26:14:1817:G:OP1	29:19:88:ARG:NH2	2.34	0.58
26:14:2719:G:OP2	63:14:3866:HOH:O	2.17	0.58
26:14:2784:C:O2	30:29:37:ARG:NH2	2.36	0.58
30:29:102:VAL:HB	30:29:199:ARG:O	2.03	0.58
40:35:28:GLY:O	40:35:31:ALA:N	2.36	0.58
40:35:56:SER:HB3	40:35:61:ARG:HD3	1.86	0.58
45:85:66:ASN:ND2	45:85:70:ARG:HE	2.01	0.58
50:D5:54:HIS:HB3	50:D5:101:PRO:HD3	1.84	0.58
1:13:57:G:H2'	1:13:58:C:C6	2.38	0.58
1:13:259:G:O6	63:13:1951:HOH:O	2.15	0.58

Continued on next page...

Continued from previous page...

Atom-1	Atom-2	Interatomic distance (Å)	Clash overlap (Å)
7:6E:64:GLN:HB3	7:6E:128:ALA:HB1	1.86	0.58
17:8I:28:PRO:HA	17:8I:35:VAL:HA	1.85	0.58
26:1H:607:U:OP1	31:31:102:PRO:HA	2.02	0.58
26:1H:1170:G:N2	26:1H:1180:C:N3	2.51	0.58
26:1H:2284:C:H41	57:O8:25:LYS:HZ1	1.51	0.58
31:31:116:ASP:OD2	40:78:1:MET:HB2	2.04	0.58
36:38:138:LEU:HD13	36:38:141:VAL:HG12	1.85	0.58
48:F8:55:ASN:HB2	48:F8:80:ILE:HG13	1.84	0.58
26:14:483:A:C4	49:C5:60:PHE:HE2	2.22	0.58
26:14:960:A:H61	41:45:82:ARG:NH2	2.02	0.58
26:14:1035:U:H2'	26:14:1036:G:C8	2.38	0.58
26:14:2275:C:C6	26:14:2275:C:H5'	2.38	0.58
27:1J:87:G:H3'	27:1J:88:C:O4'	2.03	0.58
30:29:76:ARG:HG2	30:29:195:LEU:HD13	1.84	0.58
41:45:27:VAL:HG11	41:45:134:ARG:HA	1.85	0.58
43:65:20:ARG:HH21	43:65:21:THR:HG1	1.46	0.58
48:B5:63:LYS:HE3	48:B5:63:LYS:N	2.18	0.58
1:13:1534:A:N6	25:4K:11:U:O2'	2.36	0.58
13:4I:23:TYR:HD2	13:4I:67:GLU:HA	1.68	0.58
13:4I:54:VAL:HG22	13:4I:57:ARG:HH22	1.68	0.58
26:1H:1156:A:C8	45:C8:51:LYS:HG2	2.38	0.58
26:1H:1728:G:N2	26:1H:1730:U:OP2	2.37	0.58
26:1H:2057:A:OP2	63:1H:3944:HOH:O	2.17	0.58
26:1H:2238:G:O3'	63:1H:3940:HOH:O	2.17	0.58
49:G8:39:VAL:O	49:G8:42:VAL:HG13	2.03	0.58
57:O8:25:LYS:HE2	57:O8:27:LYS:HD3	1.84	0.58
1:1G:1411:C:H2'	1:1G:1412:C:C6	2.38	0.58
7:62:12:LEU:HD21	7:62:28:ASN:HD21	1.67	0.58
20:BA:42:GLN:O	20:BA:45:GLN:HB3	2.04	0.58
26:14:1796:U:H2'	26:14:1797:C:C6	2.39	0.58
29:19:244:ARG:HB2	29:19:245:PRO:HD2	1.84	0.58
33:59:77:LYS:HE2	33:59:81:GLU:HB3	1.86	0.58
40:35:13:ASN:C	40:35:15:ARG:H	2.05	0.58
41:45:21:THR:HG22	41:45:23:GLY:HA3	1.86	0.58
1:13:766:A:OP2	63:13:1954:HOH:O	2.17	0.58
24:3K:49:C:O2	24:3K:60:A:H1'	2.03	0.58
25:4K:22:A:H5'	25:4K:23:A:OP2	2.04	0.58
26:1H:184:C:H2'	26:1H:185:U:H6	1.68	0.58
44:B8:26:ASP:HB3	44:B8:92:GLY:H	1.68	0.58
57:O8:25:LYS:HG2	57:O8:27:LYS:HE3	1.84	0.58
1:1G:540:G:H2'	1:1G:541:G:O4'	2.04	0.58

Continued on next page...

Continued from previous page...

Atom-1	Atom-2	Interatomic distance (Å)	Clash overlap (Å)
1:1G:1125:U:H2'	1:1G:1126:U:C5	2.38	0.58
1:1G:1179:A:OP2	9:82:93:ARG:NH2	2.37	0.58
2:12:168:THR:HG23	2:12:192:SER:HB3	1.86	0.58
3:22:32:LEU:HD22	3:22:59:ARG:HH12	1.69	0.58
5:42:81:GLU:HB3	5:42:90:VAL:HG13	1.85	0.58
13:4A:49:THR:N	13:4A:52:GLU:OE1	2.28	0.58
22:1L:17:U:H1'	22:1L:18:G:OP2	2.04	0.58
26:14:1794:U:H2'	26:14:1795:C:C6	2.39	0.58
26:14:2113:U:O4	26:14:2168:G:H4'	2.04	0.58
26:14:2250:G:N1	41:45:82:ARG:HD2	2.19	0.58
30:29:89:ASP:HB2	30:29:91:VAL:HG13	1.85	0.58
41:45:37:LEU:HD21	41:45:130:LYS:HG2	1.85	0.58
1:13:567:G:OP2	63:13:1936:HOH:O	2.16	0.58
1:13:955:U:H1'	1:13:1227:A:H61	1.69	0.58
1:13:1348:U:H4'	9:8E:120:ARG:HD2	1.84	0.58
24:3K:54:G:O6	24:3K:62:C:N4	2.36	0.58
27:16:80:U:H2'	27:16:81:G:H21	1.67	0.58
1:1G:243:A:H4'	1:1G:244:U:H5''	1.85	0.58
2:12:58:ILE:O	2:12:62:ALA:N	2.36	0.58
3:22:95:THR:O	3:22:97:LYS:N	2.37	0.58
26:14:399:G:OP2	63:14:3871:HOH:O	2.17	0.58
26:14:739:G:OP1	63:14:3872:HOH:O	2.17	0.58
29:19:10:THR:OG1	29:19:13:ARG:HB2	2.04	0.58
29:19:30:GLU:HG3	29:19:63:ARG:CZ	2.34	0.58
50:D5:27:VAL:HG12	50:D5:87:ASP:HB3	1.84	0.58
50:D5:93:ASP:HA	50:D5:130:PRO:HD2	1.85	0.58
1:13:196:A:O2'	1:13:197:A:H2'	2.04	0.57
1:13:284:G:H2'	1:13:285:G:C8	2.39	0.57
1:13:321:A:N7	1:13:328:C:C6	2.72	0.57
1:13:1152:A:H4'	10:1I:13:HIS:CD2	2.39	0.57
19:AI:25:LYS:HG3	19:AI:25:LYS:O	2.04	0.57
20:BI:45:GLN:HB2	20:BI:91:LEU:HD13	1.86	0.57
26:1H:500:G:N2	26:1H:502:A:H3'	2.19	0.57
26:1H:630:G:OP2	59:Q8:15:LYS:NZ	2.35	0.57
26:1H:1430:C:H2'	26:1H:1431:U:C6	2.39	0.57
26:1H:2287:A:C2	26:1H:2346:A:H2	2.22	0.57
32:41:35:GLU:HG3	32:41:36:LYS:HB2	1.86	0.57
35:61:31:LEU:HD21	35:61:38:LEU:HG	1.86	0.57
1:1G:464:G:N2	1:1G:467:G:N7	2.52	0.57
1:1G:1512:U:H2'	1:1G:1513:A:H8	1.69	0.57
2:12:84:GLU:OE2	2:12:212:GLN:NE2	2.36	0.57

Continued on next page...

Continued from previous page...

Atom-1	Atom-2	Interatomic distance (Å)	Clash overlap (Å)
26:14:459:U:H4'	58:L5:40:TRP:CZ3	2.38	0.57
26:14:654(C):G:N2	26:14:654(R):C:O2'	2.37	0.57
26:14:1757:U:H3	26:14:1762:A:H2	1.50	0.57
26:14:2788:C:O2'	26:14:2809:A:N3	2.36	0.57
44:75:107:ASP:N	44:75:107:ASP:OD1	2.37	0.57
1:13:191(F):U:H2'	1:13:191:G:C8	2.39	0.57
1:13:626:U:C2	1:13:627:G:C8	2.92	0.57
1:13:667:G:H4'	15:6I:51:HIS:CE1	2.40	0.57
11:2I:59:TYR:CZ	11:2I:63:LEU:HD11	2.39	0.57
26:1H:85:G:OP2	49:G8:9:LYS:HB2	2.04	0.57
26:1H:125:G:H5'	26:1H:125:G:C8	2.39	0.57
26:1H:638:G:H2'	26:1H:639:U:H6	1.69	0.57
26:1H:818:G:H5'	26:1H:839:U:OP1	2.04	0.57
26:1H:2023:G:H5'	26:1H:2617:C:H4'	1.85	0.57
26:1H:2636:U:OP1	30:21:79:ARG:HA	2.04	0.57
40:78:88:LEU:HD12	40:78:95:VAL:HG11	1.84	0.57
57:O8:25:LYS:HB2	59:Q8:34:TRP:CD1	2.39	0.57
1:1G:600:C:H2'	1:1G:601:C:C6	2.39	0.57
1:1G:1368:G:OP1	9:82:111:ARG:NH2	2.36	0.57
13:4A:82:MET:HG3	13:4A:83:ASP:H	1.69	0.57
26:14:2646:C:H2'	26:14:2647:U:O4'	2.04	0.57
27:1J:2:C:H2'	27:1J:3:C:H6	1.69	0.57
27:1J:101:A:N7	63:1J:303:HOH:O	2.31	0.57
28:79:175:VAL:O	28:79:188:ASN:ND2	2.37	0.57
33:59:26:VAL:HG11	33:59:33:LEU:HB2	1.84	0.57
40:35:96:THR:OG1	40:35:97:PRO:O	2.21	0.57
41:45:138:ASP:OD1	41:45:138:ASP:N	2.36	0.57
1:13:403:C:O3'	4:3E:122:ARG:HD2	2.04	0.57
2:1E:209:ARG:HD3	2:1E:239:VAL:HA	1.86	0.57
16:7I:13:HIS:C	16:7I:15:PRO:HD3	2.24	0.57
26:1H:528:A:OP1	63:1H:3938:HOH:O	2.16	0.57
2:12:178:ARG:NH1	2:12:196:LEU:O	2.37	0.57
7:62:145:ALA:O	7:62:147:ALA:N	2.36	0.57
13:4A:37:THR:O	13:4A:55:ARG:NH2	2.36	0.57
24:3L:18:G:N2	24:3L:56:U:H3	1.99	0.57
24:3L:60:A:H3'	24:3L:60:A:N3	2.19	0.57
26:14:71:A:H2	48:B5:31:HIS:CE1	2.21	0.57
26:14:527:C:OP1	63:14:3874:HOH:O	2.18	0.57
26:14:1165:U:H2'	26:14:1166:C:C6	2.40	0.57
30:29:121:ASN:HB3	63:29:408:HOH:O	2.04	0.57
32:49:173:LEU:HD13	32:49:178:PHE:HD2	1.69	0.57

Continued on next page...

Continued from previous page...

Atom-1	Atom-2	Interatomic distance (Å)	Clash overlap (Å)
46:95:62:LEU:HD21	46:95:95:LEU:HB2	1.86	0.57
47:A5:71:VAL:HA	47:A5:107:LEU:HD12	1.87	0.57
1:13:284:G:H2'	1:13:285:G:H8	1.70	0.57
1:13:344:A:H5''	1:13:345:C:O2	2.04	0.57
1:13:625:G:H4'	16:7I:16:HIS:CD2	2.40	0.57
1:13:631:G:O2'	1:13:632:A:O5'	2.21	0.57
4:3E:155:LEU:O	4:3E:157:LEU:N	2.37	0.57
26:1H:991:C:H2'	26:1H:992:C:C6	2.38	0.57
26:1H:2597:G:O3'	63:1H:3837:HOH:O	2.17	0.57
28:71:168:THR:O	28:71:168:THR:OG1	2.23	0.57
37:48:51:ALA:HB3	37:48:76:TYR:HD1	1.69	0.57
37:48:58:THR:HG22	37:48:59:ILE:H	1.69	0.57
56:N8:40:LYS:HG2	56:N8:47:PRO:HD2	1.84	0.57
1:1G:933:G:O6	7:62:3:ARG:NH2	2.38	0.57
1:1G:1502:A:H2	1:1G:1505:G:N1	1.99	0.57
7:62:111:ARG:NH2	7:62:122:HIS:HB3	2.19	0.57
26:14:748:G:OP2	47:A5:88:ARG:HG3	2.03	0.57
26:14:996:A:N6	26:14:1160:G:C6	2.72	0.57
26:14:1278:A:H2'	26:14:1279:G:C8	2.39	0.57
26:14:1386:C:H2'	26:14:1387:C:C6	2.39	0.57
26:14:2119:A:H62	26:14:2168:G:N2	2.02	0.57
26:14:2414:G:O2'	40:35:70:GLN:OE1	2.18	0.57
26:14:2745:C:H2'	26:14:2746:U:O4'	2.04	0.57
27:1J:104:A:H2'	27:1J:105:G:O4'	2.04	0.57
30:29:96:PHE:HD2	30:29:182:LEU:HD21	1.68	0.57
43:65:107:GLU:N	43:65:110:LEU:HD11	2.18	0.57
49:C5:82:PRO:HG3	49:C5:99:CYS:HB3	1.86	0.57
1:13:17:U:H2'	1:13:18:C:C6	2.39	0.57
1:13:266:G:H5''	1:13:267:C:H5	1.70	0.57
1:13:484:G:O2'	1:13:485:G:OP2	2.18	0.57
3:2E:3:ASN:N	3:2E:3:ASN:OD1	2.36	0.57
8:7E:10:LEU:HB3	8:7E:83:ILE:HD11	1.86	0.57
26:1H:259:G:H21	26:1H:621:A:H8	1.51	0.57
26:1H:918:A:N3	27:16:80:U:O2'	2.35	0.57
26:1H:1945:G:H2'	26:1H:1946:U:C6	2.40	0.57
27:16:101:A:OP2	63:16:306:HOH:O	2.17	0.57
32:41:173:LEU:HB3	32:41:178:PHE:HD2	1.69	0.57
42:98:9:LYS:HA	42:98:17:ARG:HE	1.69	0.57
1:1G:588:G:H1	1:1G:651:C:N4	1.97	0.57
1:1G:1251:A:HO2'	1:1G:1369:C:HO2'	1.43	0.57
10:1A:51:ARG:HB2	10:1A:60:ARG:HA	1.84	0.57

Continued on next page...

Continued from previous page...

Atom-1	Atom-2	Interatomic distance (Å)	Clash overlap (Å)
22:1L:33:RSP:H5'A	22:1L:34:U:OP2	2.03	0.57
24:3L:3:A:H2'	24:3L:4:U:O4'	2.05	0.57
26:14:2:G:N3	26:14:2:G:H2'	2.19	0.57
26:14:491:G:H2'	26:14:492:A:H8	1.69	0.57
26:14:1530:G:O6	26:14:1542:G:N2	2.37	0.57
29:19:49:ILE:CD1	29:19:52:ARG:HA	2.35	0.57
1:13:138:G:H1	1:13:225:C:H42	1.52	0.57
3:2E:91:LEU:HB2	3:2E:99:VAL:HG21	1.87	0.57
15:6I:9:GLN:HA	15:6I:12:ILE:HD12	1.87	0.57
26:1H:1591:G:H2'	26:1H:1592:C:C6	2.40	0.57
26:1H:2492:U:H2'	26:1H:2493:U:C6	2.40	0.57
46:D8:38:LEU:HD21	46:D8:55:ALA:HB1	1.86	0.57
1:1G:1132:C:H2'	1:1G:1133:G:H8	1.69	0.57
1:1G:1305:G:H22	1:1G:1331:G:C2'	2.08	0.57
1:1G:1370:G:N7	63:1G:1871:HOH:O	2.32	0.57
3:22:55:VAL:HG13	3:22:68:VAL:HG13	1.86	0.57
4:32:22:LYS:HG3	61:32:303:SF4:S3	2.45	0.57
24:3L:6:U:H3	24:3L:68:G:N2	2.02	0.57
40:35:52:GLU:OE2	40:35:55:ARG:NH2	2.37	0.57
44:75:22:PHE:CE2	44:75:49:VAL:HG11	2.40	0.57
1:13:664:G:N2	1:13:741:G:H1	2.01	0.57
26:1H:589:C:H2'	26:1H:590:A:C8	2.39	0.57
26:1H:1255:U:O2'	63:1H:3943:HOH:O	2.17	0.57
26:1H:1729:A:O2'	26:1H:1730:U:H5''	2.04	0.57
27:16:102:G:O6	63:16:305:HOH:O	2.16	0.57
30:21:116:VAL:O	30:21:117:MET:HB3	2.02	0.57
35:61:113:ARG:HD2	35:61:131:LYS:HB2	1.87	0.57
36:38:32:LEU:HD21	36:38:107:VAL:HG13	1.85	0.57
36:38:52:PHE:HB2	36:38:53:VAL:CG2	2.34	0.57
39:68:104:ARG:NH1	44:B8:36:GLU:OE1	2.36	0.57
50:H8:108:PRO:HB2	50:H8:112:ARG:HA	1.87	0.57
1:1G:1512:U:H2'	1:1G:1513:A:C8	2.40	0.57
7:62:50:ILE:HD12	7:62:61:VAL:HG11	1.87	0.57
7:62:69:VAL:HG22	7:62:135:VAL:HG22	1.85	0.57
11:2A:100:ALA:O	11:2A:102:GLY:N	2.37	0.57
13:4A:34:LEU:HD13	13:4A:41:PRO:HA	1.86	0.57
26:14:61:G:H1	26:14:93:C:H42	1.52	0.57
26:14:1224:G:N2	26:14:1227:A:OP2	2.32	0.57
26:14:1509:C:H5'	26:14:1510:A:C8	2.40	0.57
28:79:66:HIS:HB2	28:79:188:ASN:ND2	2.19	0.57
29:19:43:ARG:HH21	29:19:43:ARG:HG3	1.70	0.57

Continued on next page...

Continued from previous page...

Atom-1	Atom-2	Interatomic distance (Å)	Clash overlap (Å)
40:35:107:LYS:O	40:35:109:GLY:N	2.37	0.57
50:D5:67:LEU:HD21	50:D5:90:VAL:HG13	1.86	0.57
54:H5:40:THR:HG23	54:H5:43:ILE:HG13	1.86	0.57
1:13:97:U:H2'	1:13:99:C:C6	2.39	0.57
3:2E:74:GLY:HA2	3:2E:77:ILE:HB	1.85	0.57
6:5E:97:PHE:HD2	18:9I:31:LEU:HD21	1.69	0.57
16:7I:3:LYS:O	16:7I:21:VAL:HA	2.05	0.57
22:1K:23:G:O2'	22:1K:24:A:OP1	2.21	0.57
24:3K:2:C:H2'	24:3K:3:A:C8	2.40	0.57
26:1H:661:C:O3'	40:78:15:ARG:HG2	2.04	0.57
26:1H:1290:C:H2'	26:1H:1291:C:C6	2.39	0.57
26:1H:2378:A:O2'	43:A8:21:THR:HG21	2.05	0.57
32:41:16:ARG:O	32:41:20:ILE:HG13	2.05	0.57
32:41:37:VAL:O	32:41:94:LEU:HD23	2.05	0.57
1:1G:1162:C:N4	1:1G:1174:G:H1	2.03	0.57
10:1A:5:ARG:HG3	10:1A:73:ASP:OD1	2.05	0.57
18:9A:38:GLU:HG2	18:9A:39:VAL:N	2.19	0.57
26:14:330:A:HO2'	26:14:331:A:H8	1.52	0.57
26:14:1894:C:H2'	26:14:1895:C:H6	1.68	0.57
26:14:2575:C:OP1	30:29:144:ARG:HG3	2.04	0.57
40:35:122:PRO:HA	40:35:141:ALA:HB1	1.86	0.57
41:45:109:VAL:HA	41:45:113:GLN:HE21	1.69	0.57
49:C5:89:PHE:CE2	49:C5:91:GLU:HB3	2.39	0.57
50:D5:158:PRO:HD2	50:D5:161:VAL:HG21	1.87	0.57
1:13:49:U:C2	1:13:361:G:N2	2.73	0.57
1:13:105:G:H2'	1:13:106:C:C6	2.39	0.57
1:13:1314:C:N4	19:AI:4:SER:O	2.35	0.57
1:13:1412:C:H2'	1:13:1413:A:C8	2.40	0.57
19:AI:33:THR:OG1	19:AI:34:TRP:N	2.38	0.57
24:3K:15:G:H22	24:3K:60:A:H5''	1.69	0.57
24:3K:57:C:H2'	24:3K:58:G:C8	2.40	0.57
26:1H:404:C:O2'	26:1H:405:U:OP2	2.20	0.57
26:1H:1997:G:N7	63:1H:4082:HOH:O	2.32	0.57
26:1H:2472:G:H22	26:1H:2476:A:H62	1.53	0.57
37:48:122:ALA:O	37:48:124:ALA:N	2.38	0.57
1:1G:719:C:O2'	18:9A:49:LYS:HB3	2.04	0.57
4:32:190:ASP:HB3	4:32:192:GLU:HG3	1.86	0.57
9:82:70:LYS:O	9:82:74:ILE:HG13	2.04	0.57
17:8A:5:VAL:HG22	17:8A:60:ILE:HG12	1.86	0.57
20:BA:86:ARG:NH1	20:BA:86:ARG:HB2	2.20	0.57
26:14:1366:A:H2'	26:14:1367:A:O4'	2.05	0.57

Continued on next page...

Continued from previous page...

Atom-1	Atom-2	Interatomic distance (Å)	Clash overlap (Å)
26:14:2168:G:N2	26:14:2171:A:N1	2.52	0.57
32:49:6:ALA:HA	32:49:9:ARG:HB3	1.87	0.57
33:59:16:SER:O	33:59:18:GLU:HG2	2.05	0.57
35:69:101:LEU:HD23	35:69:101:LEU:H	1.70	0.57
1:13:276:G:O3'	17:8I:68:ARG:NH1	2.32	0.57
4:3E:36:ARG:HB3	4:3E:38:TYR:CZ	2.39	0.57
19:AI:32:LYS:HA	19:AI:50:ALA:HB3	1.87	0.57
26:1H:270(M):U:O2'	26:1H:270(N):G:O5'	2.21	0.57
26:1H:1067:A:H5''	26:1H:1068:G:N7	2.20	0.57
26:1H:2598:A:P	63:1H:3837:HOH:O	2.62	0.57
36:38:142:LEU:HD13	34:28:29:GLU:HB3	1.86	0.57
56:N8:40:LYS:CG	56:N8:47:PRO:HD2	2.35	0.57
1:1G:1248:A:N3	9:82:70:LYS:NZ	2.36	0.57
2:12:72:GLY:O	2:12:74:LYS:N	2.37	0.57
5:42:70:PRO:HB2	5:42:77:PRO:HG3	1.85	0.57
10:1A:47:PHE:HE1	10:1A:63:PHE:HB2	1.70	0.57
12:3A:105:TYR:O	12:3A:107:ALA:N	2.38	0.57
13:4A:69:GLU:HA	32:49:118:ARG:HH22	1.69	0.57
26:14:1019:U:H2'	26:14:1020:A:C8	2.39	0.57
26:14:1050:A:C2	26:14:2751:G:H2'	2.40	0.57
26:14:1257:C:H4'	31:39:83:PHE:CD1	2.40	0.57
26:14:2147:G:H2'	26:14:2148:G:H4'	1.86	0.57
26:14:2296:U:OP2	43:65:9:ARG:NH1	2.31	0.57
27:1J:11:C:H3'	27:1J:12:C:C6	2.40	0.57
39:25:70:LYS:HZ2	39:25:70:LYS:HB3	1.70	0.57
59:M5:33:ASN:C	59:M5:35:GLN:N	2.58	0.57
59:M5:37:SER:OG	59:M5:39:LYS:O	2.22	0.57
1:13:221:C:H2'	1:13:222:U:H6	1.69	0.56
2:1E:185:ILE:HG23	2:1E:199:TYR:HB2	1.86	0.56
6:5E:52:ILE:HG22	6:5E:86:ARG:HG2	1.87	0.56
22:1K:8:4SU:H6	22:1K:8:4SU:C5'	2.35	0.56
26:1H:1107:G:H2'	26:1H:1108:U:H6	1.70	0.56
30:21:18:ASP:HB3	44:B8:82:LEU:HD21	1.87	0.56
36:38:63:LEU:HB3	36:38:65:GLU:OE2	2.04	0.56
55:M8:23:GLU:CD	55:M8:24:THR:H	2.08	0.56
1:1G:298:A:O5'	1:1G:298:A:H8	1.87	0.56
1:1G:363:A:P	12:3A:33:ARG:HD2	2.45	0.56
5:42:12:LEU:HD22	5:42:13:ILE:H	1.69	0.56
12:3A:78:GLN:HG3	12:3A:80:HIS:H	1.69	0.56
26:14:456:C:C4	48:B5:69:TYR:HD2	2.23	0.56
26:14:486:C:O2'	47:A5:60:ASN:ND2	2.35	0.56

Continued on next page...

Continued from previous page...

Atom-1	Atom-2	Interatomic distance (Å)	Clash overlap (Å)
26:14:893:C:O2'	26:14:894:C:OP1	2.20	0.56
26:14:2689:U:OP2	26:14:2719:G:N2	2.37	0.56
32:49:76:SER:OG	32:49:84:LYS:N	2.37	0.56
41:45:16:ARG:O	41:45:17:LEU:HD23	2.04	0.56
49:C5:76:CYS:O	49:C5:78:ALA:N	2.37	0.56
2:1E:95:GLN:OE1	2:1E:147:LYS:NZ	2.38	0.56
22:1K:6:C:N4	22:1K:68:G:H1	2.03	0.56
26:1H:228:A:C8	26:1H:230:U:H1'	2.40	0.56
26:1H:836:G:H5''	26:1H:837:C:OP2	2.04	0.56
44:B8:7:ILE:O	44:B8:11:GLU:HG3	2.05	0.56
44:B8:125:ARG:O	44:B8:129:ARG:N	2.32	0.56
1:1G:4:U:C4	8:72:105:ARG:HD3	2.39	0.56
1:1G:1306:A:N6	1:1G:1331:G:O2'	2.39	0.56
4:32:196:LEU:H	4:32:196:LEU:HD12	1.70	0.56
18:9A:31:LEU:HD23	18:9A:31:LEU:H	1.69	0.56
26:14:528:A:C2	26:14:2042:A:H2'	2.41	0.56
26:14:639:U:H2'	26:14:640:C:C6	2.39	0.56
26:14:1678:G:H22	26:14:1989:G:N2	1.97	0.56
26:14:1899:G:N2	26:14:1902:C:H42	1.97	0.56
26:14:2115:G:N1	26:14:2117:A:N7	2.53	0.56
26:14:2689:U:P	26:14:2719:G:H22	2.27	0.56
40:35:52:GLU:O	40:35:54:GLY:N	2.38	0.56
41:45:31:ASP:N	41:45:106:VAL:O	2.38	0.56
1:13:154:C:N3	1:13:168:G:N2	2.53	0.56
1:13:323:U:H2'	1:13:324:G:O4'	2.04	0.56
1:13:1286:A:C8	1:13:1287:A:H4'	2.40	0.56
2:1E:16:HIS:ND1	2:1E:44:LEU:HD23	2.21	0.56
2:1E:237:ALA:O	2:1E:239:VAL:N	2.38	0.56
11:2I:32:ILE:HD12	11:2I:72:ALA:HB2	1.86	0.56
14:5I:4:LYS:O	14:5I:7:ILE:HG13	2.04	0.56
23:2K:24:C:H2'	23:2K:25:U:H6	1.69	0.56
24:3K:37:G:H2'	24:3K:38:A:H8	1.70	0.56
26:1H:270(H):C:H2'	26:1H:270(I):G:O4'	2.05	0.56
26:1H:273(F):C:H3'	26:1H:274:G:H5''	1.87	0.56
26:1H:1315:C:OP2	63:1H:3945:HOH:O	2.17	0.56
26:1H:2134:A:H2	26:1H:2159:G:H1'	1.70	0.56
27:16:37:C:H2'	27:16:38:C:H5'	1.87	0.56
28:71:62:VAL:HB	28:71:163:PHE:HE1	1.71	0.56
33:51:25:LYS:HE2	33:51:34:GLU:HG2	1.87	0.56
34:18:15:ALA:HA	34:18:19:GLU:HG2	1.85	0.56
36:38:130:THR:O	36:38:134:LEU:HD13	2.05	0.56

Continued on next page...

Continued from previous page...

Atom-1	Atom-2	Interatomic distance (Å)	Clash overlap (Å)
38:58:9:VAL:HG21	38:58:39:ARG:NH1	2.19	0.56
40:78:31:ALA:O	40:78:32:THR:HG22	2.05	0.56
53:K8:2:LYS:O	53:K8:6:VAL:HG23	2.05	0.56
1:1G:660:G:H1	1:1G:745:C:H42	1.54	0.56
1:1G:1423:G:H2'	1:1G:1424:C:C6	2.40	0.56
1:1G:1446:A:C2	44:75:118:ARG:HD2	2.41	0.56
12:3A:33:ARG:H	12:3A:85:ILE:HG22	1.71	0.56
15:6A:70:LEU:HG	15:6A:78:TYR:HB2	1.88	0.56
18:9A:53:ARG:HA	18:9A:56:THR:OG1	2.05	0.56
22:1L:10:G:N2	22:1L:27:A:H1'	2.20	0.56
26:14:527:C:N3	63:14:4013:HOH:O	2.33	0.56
26:14:729:G:OP2	29:19:13:ARG:NH1	2.34	0.56
26:14:1316:U:H2'	26:14:1317:A:C8	2.41	0.56
26:14:2611:U:H6	26:14:2611:U:H5'	1.70	0.56
27:1J:90:C:P	41:45:16:ARG:HH21	2.28	0.56
29:19:134:ARG:HG3	29:19:135:PHE:CD2	2.40	0.56
33:59:6:ARG:HH21	33:59:54:ARG:NH1	2.03	0.56
35:69:7:GLU:HG3	35:69:8:PRO:HD2	1.87	0.56
39:25:122:LEU:HD13	44:75:72:VAL:HG11	1.87	0.56
40:35:85:LEU:HA	40:35:88:LEU:HD23	1.87	0.56
44:75:118:ARG:NH2	44:75:121:ILE:HG21	2.19	0.56
1:13:376:G:O3'	16:7I:5:ARG:NH1	2.30	0.56
1:13:645:C:H2'	1:13:646:U:O4'	2.06	0.56
1:13:730:G:C5	1:13:731:G:H1'	2.40	0.56
2:1E:86:GLU:O	2:1E:89:GLY:N	2.38	0.56
26:1H:142:G:H2'	26:1H:143:C:C6	2.40	0.56
26:1H:634:C:H2'	26:1H:635:C:C6	2.40	0.56
26:1H:1377:G:OP2	63:1H:3951:HOH:O	2.18	0.56
26:1H:2698:U:H2'	26:1H:2699:C:C6	2.40	0.56
31:31:181:LEU:O	31:31:205:ARG:NH2	2.37	0.56
42:98:51:LEU:HD22	42:98:66:VAL:HG13	1.87	0.56
1:1G:382:A:H2'	1:1G:383:A:H8	1.69	0.56
1:1G:485:G:O2'	1:1G:486:U:O5'	2.22	0.56
1:1G:1251:A:O2'	1:1G:1369:C:O2'	2.13	0.56
26:14:247:G:H4'	26:14:386:G:C5	2.41	0.56
26:14:1115:G:H2'	26:14:1116:C:C6	2.39	0.56
26:14:1379:A:H1'	26:14:1380:G:OP1	2.05	0.56
31:39:53:THR:HG23	31:39:55:GLY:H	1.69	0.56
43:65:54:LEU:C	43:65:56:LEU:H	2.07	0.56
1:13:373:A:H2'	1:13:374:A:C8	2.40	0.56
1:13:1118:C:OP1	9:8E:9:ARG:HD3	2.05	0.56

Continued on next page...

Continued from previous page...

Atom-1	Atom-2	Interatomic distance (Å)	Clash overlap (Å)
1:13:1442:G:H2'	1:13:1443:G:H5'	1.88	0.56
4:3E:167:GLY:HA2	29:19:135:PHE:CZ	2.40	0.56
22:1K:7:G:H3'	22:1K:8:4SU:C5'	2.35	0.56
26:1H:527:C:OP1	63:1H:3949:HOH:O	2.18	0.56
26:1H:770:G:OP1	58:P8:8:ASN:ND2	2.37	0.56
36:38:27:VAL:HG13	36:38:110:GLY:N	2.20	0.56
38:58:131:GLN:H	38:58:134:ARG:HH12	1.53	0.56
43:A8:25:ARG:HD2	43:A8:88:ASP:HB2	1.87	0.56
51:I8:11:ARG:HB2	51:I8:11:ARG:HH11	1.70	0.56
1:1G:604:G:H2'	1:1G:605:U:O4'	2.05	0.56
3:22:42:LEU:O	3:22:46:GLU:HG2	2.06	0.56
5:42:34:VAL:HG12	5:42:42:GLY:HA3	1.87	0.56
10:1A:45:ARG:O	10:1A:65:LEU:N	2.38	0.56
24:3L:48:U:OP1	24:3L:48:U:H2'	2.05	0.56
26:14:484:C:P	49:C5:49:VAL:HG23	2.46	0.56
26:14:1394:U:O2	48:B5:16:LYS:NZ	2.39	0.56
26:14:1945:G:H2'	26:14:1946:U:C6	2.39	0.56
26:14:2176:A:O2'	28:79:215:THR:HG21	2.05	0.56
26:14:2275:C:H5'	26:14:2275:C:H6	1.70	0.56
1:13:1175:G:H2'	1:13:1176:A:C8	2.40	0.56
20:BI:97:ALA:O	20:BI:99:LEU:N	2.39	0.56
26:1H:274:G:H1'	26:1H:276:A:C2	2.40	0.56
26:1H:2177:C:H5''	28:71:213:TYR:CD1	2.40	0.56
26:1H:2689:U:OP2	26:1H:2719:G:N2	2.35	0.56
40:78:50:ARG:HH21	40:78:50:ARG:HG3	1.70	0.56
44:B8:57:PHE:O	44:B8:58:ASN:ND2	2.39	0.56
48:F8:49:VAL:HG11	48:F8:83:VAL:HG12	1.88	0.56
1:1G:1392:G:H21	1:1G:1502:A:H8	1.53	0.56
2:12:87:ARG:HH21	2:12:233:SER:HB3	1.69	0.56
2:12:119:GLU:OE2	2:12:153:ARG:NH2	2.38	0.56
5:42:51:VAL:O	5:42:55:VAL:HG23	2.05	0.56
6:52:15:ASP:O	6:52:19:LEU:HB2	2.06	0.56
10:1A:49:VAL:O	10:1A:60:ARG:HB2	2.05	0.56
26:14:459:U:H5''	58:L5:40:TRP:CD2	2.41	0.56
26:14:2607:G:H2'	26:14:2608:G:O4'	2.05	0.56
29:19:206:LEU:HD22	29:19:211:ARG:HG2	1.88	0.56
30:29:93:VAL:HG21	30:29:180:ASN:HA	1.88	0.56
31:39:121:GLY:O	31:39:122:LYS:HD3	2.06	0.56
31:39:122:LYS:HD2	31:39:191:ARG:HB3	1.87	0.56
41:45:66:ILE:HG22	41:45:104:PHE:CE1	2.38	0.56
52:F5:41:ARG:HB2	52:F5:43:TYR:CE1	2.41	0.56

Continued on next page...

Continued from previous page...

Atom-1	Atom-2	Interatomic distance (Å)	Clash overlap (Å)
1:13:278:G:C2	17:8I:95:TYR:HD2	2.23	0.56
1:13:1145:C:H4'	1:13:1146:A:H5'	1.87	0.56
13:4I:4:ILE:HG22	13:4I:5:ALA:H	1.71	0.56
20:BI:35:THR:HG22	20:BI:38:LYS:NZ	2.21	0.56
26:1H:1639:U:H4'	26:1H:2699:C:H4'	1.88	0.56
29:11:26:LYS:O	29:11:29:PRO:HD3	2.06	0.56
34:18:28:LYS:HB3	34:28:2:ALA:CB	2.35	0.56
1:1G:502:G:H2'	1:1G:503:C:O4'	2.06	0.56
23:2L:11:A:O5'	23:2L:11:A:H8	1.89	0.56
26:14:871:U:OP1	41:45:5:ARG:HG2	2.05	0.56
45:85:92:ARG:HG2	46:95:11:GLN:OE1	2.06	0.56
49:C5:52:SER:H	49:C5:56:PRO:HA	1.71	0.56
53:G5:65:ASN:HB3	53:G5:69:ARG:HH21	1.69	0.56
3:2E:47:LEU:HB2	3:2E:52:LEU:HD13	1.88	0.56
13:4I:93:ARG:NH1	26:1H:888:C:OP1	2.38	0.56
18:9I:22:VAL:HB	18:9I:56:THR:HA	1.87	0.56
26:1H:1671:U:OP2	63:1H:3856:HOH:O	2.17	0.56
30:21:51:PHE:HE2	30:21:52:LEU:HD22	1.69	0.56
32:41:75:LYS:HD2	32:41:77:ILE:HD13	1.87	0.56
1:1G:17:U:H2'	1:1G:18:C:C6	2.40	0.56
1:1G:197:A:H8	1:1G:198:G:C8	2.24	0.56
1:1G:429:U:H3'	4:32:9:CYS:SG	2.46	0.56
1:1G:1324:A:H4'	1:1G:1362:C:H4'	1.88	0.56
5:42:143:ARG:HG3	5:42:147:ASP:HB3	1.87	0.56
15:6A:39:LEU:HD12	15:6A:56:LEU:HB2	1.88	0.56
26:14:548:A:C6	26:14:549:G:H1'	2.40	0.56
26:14:2238:G:H2'	26:14:2238:G:N3	2.21	0.56
32:49:106:LEU:HA	32:49:110:ALA:HB3	1.87	0.56
48:B5:15:GLU:OE1	48:B5:15:GLU:N	2.32	0.56
1:13:1064:G:H4'	1:13:1065:U:OP1	2.06	0.56
12:3I:53:ARG:HG3	12:3I:53:ARG:HH11	1.71	0.56
16:7I:22:THR:HA	16:7I:33:ILE:HG13	1.88	0.56
22:1K:61:U:H5'	22:1K:62:C:C5	2.40	0.56
23:2K:73:A:C6	23:2K:74:A:C6	2.94	0.56
24:3K:15:G:O2'	24:3K:16:C:H5'	2.05	0.56
26:1H:1026:U:H1'	26:1H:1027:A:O5'	2.06	0.56
35:61:38:LEU:HD12	35:61:38:LEU:H	1.70	0.56
36:38:16:ASN:H	36:38:19:ARG:HB3	1.71	0.56
37:48:74:ALA:HA	37:48:127:ILE:HG23	1.87	0.56
39:68:64:ARG:NH1	39:68:81:ASP:OD1	2.38	0.56
43:A8:11:LYS:HD2	43:A8:15:ARG:NH2	2.21	0.56

Continued on next page...

Continued from previous page...

Atom-1	Atom-2	Interatomic distance (Å)	Clash overlap (Å)
43:A8:106:ARG:CZ	43:A8:107:GLU:HB2	2.36	0.56
45:C8:34:LYS:NZ	45:C8:37:GLU:OE1	2.30	0.56
51:I8:72:ARG:HB2	51:I8:75:LEU:HB2	1.88	0.56
1:1G:19:C:OP1	5:42:125:SER:OG	2.21	0.56
1:1G:1305:G:O2'	1:1G:1306:A:H8	1.89	0.56
10:1A:53:PRO:HA	14:5A:42:ILE:HG21	1.86	0.56
24:3L:6:U:H3	24:3L:68:G:H1	1.52	0.56
26:14:960:A:H61	41:45:82:ARG:HH21	1.52	0.56
26:14:1430:C:H2'	26:14:1431:U:C6	2.41	0.56
26:14:1963:U:O2	26:14:1963:U:H2'	2.06	0.56
26:14:2469:A:H3'	26:14:2470:G:H8	1.71	0.56
38:15:37:LYS:HE2	45:85:63:VAL:HG21	1.88	0.56
39:25:88:ASN:HB3	39:25:94:ARG:HD2	1.88	0.56
1:13:262:A:H2'	1:13:263:A:C8	2.40	0.56
4:3E:103:ASN:O	4:3E:107:ARG:HG2	2.06	0.56
26:1H:2038:G:H2'	26:1H:2039:C:H6	1.71	0.56
29:11:145:VAL:HG12	29:11:146:GLU:O	2.06	0.56
45:C8:19:LYS:HG3	45:C8:22:LYS:HE2	1.88	0.56
52:J8:41:ARG:HH11	52:J8:41:ARG:HG3	1.70	0.56
1:1G:1238:A:N3	1:1G:1241:G:O2'	2.29	0.56
26:14:270(H):C:H2'	26:14:270(I):G:H8	1.69	0.56
26:14:819:A:C4	26:14:1189:A:C2	2.94	0.56
26:14:1819:A:H4'	26:14:1820:U:O5'	2.06	0.56
26:14:2099:U:H3	26:14:2190:G:H1	1.52	0.56
26:14:2675:A:H4'	39:25:29:ASN:HD21	1.69	0.56
33:59:137:ASP:HB2	33:59:140:LYS:HE2	1.88	0.56
35:69:59:ALA:HA	35:69:62:LYS:HB3	1.87	0.56
38:15:95:PRO:O	38:15:98:VAL:HG12	2.06	0.56
50:D5:176:PRO:HG2	50:D5:178:GLU:HG2	1.88	0.56
51:E5:36:ILE:O	51:E5:36:ILE:HD13	2.06	0.56
1:13:625:G:H4'	16:7I:16:HIS:CG	2.40	0.55
1:13:872:A:C2	1:13:874:G:C6	2.94	0.55
4:3E:29:PRO:HA	4:3E:34:GLU:HG3	1.87	0.55
7:6E:149:ARG:HG2	11:2I:59:TYR:CZ	2.40	0.55
25:4K:9:G:H2'	25:4K:10:G:C8	2.41	0.55
26:1H:176:G:O2'	26:1H:177:G:H5'	2.06	0.55
26:1H:1968:G:H5'	63:1H:3879:HOH:O	2.05	0.55
34:18:17:VAL:HG11	34:18:21:LYS:HE3	1.82	0.55
41:88:79:LEU:O	41:88:80:GLU:HB2	2.06	0.55
1:1G:547:A:H5'	63:1G:1811:HOH:O	2.06	0.55
1:1G:1095:U:H2'	1:1G:1096:C:C6	2.41	0.55

Continued on next page...

Continued from previous page...

Atom-1	Atom-2	Interatomic distance (Å)	Clash overlap (Å)
1:1G:1158:C:N3	1:1G:1160:G:C8	2.75	0.55
2:12:19:HIS:CE1	2:12:204:ASN:HB3	2.40	0.55
7:62:73:MET:HB2	7:62:90:GLU:HA	1.88	0.55
17:8A:67:LYS:HA	17:8A:70:ARG:HH12	1.70	0.55
23:2L:24:C:H2'	23:2L:25:U:H6	1.70	0.55
24:3L:1:G:O2'	24:3L:2:C:O5'	2.18	0.55
26:14:99:U:H4'	26:14:102:G:H1'	1.87	0.55
26:14:226:G:H21	26:14:228:A:H62	1.53	0.55
26:14:852:G:H2'	26:14:853:G:C8	2.40	0.55
26:14:1262:A:N3	56:J5:10:LYS:HE3	2.20	0.55
26:14:2269:A:OP2	63:14:3788:HOH:O	2.18	0.55
26:14:2666:C:O2	33:59:152:ARG:NH1	2.38	0.55
27:1J:14:U:H5'	27:1J:71:C:H1'	1.87	0.55
44:75:18:ASP:OD1	44:75:18:ASP:N	2.38	0.55
44:75:22:PHE:HE2	44:75:49:VAL:HG11	1.69	0.55
50:D5:25:PRO:O	50:D5:85:HIS:HA	2.06	0.55
1:13:576:G:OP1	63:13:1958:HOH:O	2.18	0.55
1:13:692:U:O2'	1:13:694:A:N7	2.30	0.55
2:1E:154:LEU:H	2:1E:154:LEU:HD12	1.72	0.55
26:1H:265:A:C8	26:1H:266:G:H1'	2.41	0.55
26:1H:1063:G:H22	26:1H:1076:C:H1'	1.71	0.55
26:1H:1081:U:C2	26:1H:1082:U:H1'	2.42	0.55
26:1H:1101:U:H2'	26:1H:1102:C:C6	2.42	0.55
30:21:174:ASP:OD1	30:21:175:VAL:N	2.39	0.55
1:1G:713:G:H2'	1:1G:714:G:C8	2.42	0.55
1:1G:1199:U:H4'	10:1A:54:PHE:CE1	2.41	0.55
13:4A:86:CYS:SG	13:4A:88:ARG:HG3	2.46	0.55
26:14:2280:G:O2'	26:14:2388:A:N1	2.35	0.55
56:J5:20:ARG:HG2	56:J5:23:HIS:CD2	2.41	0.55
1:13:244:U:H4'	1:13:245:C:O5'	2.05	0.55
1:13:881:G:OP2	12:3I:12:ARG:NH2	2.39	0.55
1:13:1263:C:H2'	1:13:1264:C:H6	1.71	0.55
5:4E:122:GLU:HG2	5:4E:131:ILE:HD12	1.88	0.55
9:8E:33:PHE:CE2	9:8E:47:LEU:HD21	2.40	0.55
26:1H:527:C:H4'	26:1H:528:A:H5'	1.88	0.55
26:1H:1543:A:H3'	26:1H:1543:A:OP2	2.07	0.55
26:1H:1632:A:N7	63:1H:3779:HOH:O	2.33	0.55
26:1H:1826:G:H4'	29:11:242:ARG:HE	1.71	0.55
26:1H:2062:A:H5'	63:1H:4295:HOH:O	2.05	0.55
26:1H:2785:C:H2'	26:1H:2786:U:O4'	2.05	0.55
30:21:105:THR:HG21	30:21:164:ARG:CZ	2.37	0.55

Continued on next page...

Continued from previous page...

Atom-1	Atom-2	Interatomic distance (Å)	Clash overlap (Å)
31:31:178:PRO:HB3	31:31:198:ALA:CB	2.35	0.55
42:98:2:ARG:O	42:98:5:LYS:HG2	2.07	0.55
43:A8:26:LEU:HD12	43:A8:39:ILE:HD11	1.88	0.55
47:E8:35:ILE:HG23	56:N8:28:PRO:HD2	1.87	0.55
1:1G:474:G:OP2	16:7A:75:ARG:HD3	2.06	0.55
1:1G:985:C:H42	1:1G:1220:G:H1	1.55	0.55
6:52:11:ASN:HB3	6:52:14:LEU:HD13	1.88	0.55
12:3A:47:LYS:HB3	12:3A:48:PRO:HD3	1.87	0.55
26:14:1337:G:H2'	26:14:1338:G:H8	1.70	0.55
30:29:36:ARG:NH2	30:29:88:GLY:HA2	2.21	0.55
40:35:15:ARG:HB2	40:35:15:ARG:CZ	2.35	0.55
41:45:26:TYR:HD1	41:45:28:ALA:HB2	1.72	0.55
1:13:1117:G:H5''	9:8E:104:ARG:NH1	2.21	0.55
1:13:1533:C:O2'	1:13:1534:A:OP1	2.23	0.55
2:1E:22:LYS:HA	2:1E:24:TRP:CD1	2.40	0.55
5:4E:136:MET:HA	5:4E:139:LEU:HD12	1.88	0.55
12:3I:33:ARG:HG2	12:3I:60:LEU:CD1	2.36	0.55
22:1K:24:A:H2'	22:1K:25:G:C8	2.34	0.55
26:1H:248:G:H5'	26:1H:250:G:N7	2.21	0.55
26:1H:534:U:H5'	45:C8:42:ALA:HB1	1.89	0.55
28:71:22:ILE:O	28:71:26:ALA:HB2	2.06	0.55
28:71:44:HIS:CE1	28:71:214:VAL:HA	2.42	0.55
29:11:30:GLU:OE2	29:11:63:ARG:NE	2.31	0.55
32:41:38:VAL:HG22	32:41:93:THR:HA	1.87	0.55
37:48:11:GLN:H	37:48:55:VAL:HG21	1.71	0.55
42:98:9:LYS:HA	42:98:17:ARG:NE	2.20	0.55
45:C8:95:LEU:HD11	46:D8:11:GLN:O	2.05	0.55
50:H8:76:LEU:HA	50:H8:83:PRO:HA	1.87	0.55
1:1G:617:G:OP2	63:1G:1843:HOH:O	2.18	0.55
1:1G:974:A:P	14:5A:41:ARG:HH12	2.29	0.55
1:1G:1134:G:H2'	1:1G:1135:U:O4'	2.07	0.55
2:12:154:LEU:O	2:12:155:LEU:HD22	2.06	0.55
10:1A:6:ILE:HG13	10:1A:72:VAL:O	2.06	0.55
10:1A:51:ARG:H	10:1A:60:ARG:HA	1.72	0.55
23:2L:1:C:H4'	41:45:87:LYS:HZ3	1.72	0.55
26:14:139:G:H1'	26:14:140:A:C2	2.41	0.55
26:14:1022:G:C6	26:14:1140:C:C4	2.95	0.55
26:14:1071:G:C4	26:14:1089:G:H2'	2.41	0.55
26:14:1754:C:H2'	26:14:1755:A:C8	2.41	0.55
27:1J:88:C:H5'	27:1J:89:G:C6	2.41	0.55
27:1J:93:C:H2'	27:1J:94:C:H6	1.72	0.55

Continued on next page...

Continued from previous page...

Atom-1	Atom-2	Interatomic distance (Å)	Clash overlap (Å)
30:29:36:ARG:HH12	30:29:88:GLY:HA2	1.71	0.55
41:45:26:TYR:CD1	41:45:28:ALA:HB2	2.41	0.55
2:1E:60:ASP:O	2:1E:64:ARG:NE	2.40	0.55
5:4E:148:VAL:HA	5:4E:151:LEU:HD12	1.88	0.55
17:8I:67:LYS:HA	17:8I:70:ARG:HH12	1.71	0.55
18:9I:50:ILE:HD11	18:9I:70:ILE:HG21	1.88	0.55
26:1H:277:C:H3'	26:1H:278:A:O4'	2.07	0.55
26:1H:821:A:H5''	26:1H:822:U:H6	1.72	0.55
26:1H:1164:G:H2'	26:1H:1165:U:C6	2.41	0.55
26:1H:2028:U:O4	63:1H:3933:HOH:O	2.16	0.55
26:1H:2735:G:H2'	26:1H:2736:G:C8	2.42	0.55
33:51:98:LEU:HD12	33:51:125:VAL:HG23	1.88	0.55
35:61:81:VAL:HG23	35:61:143:SER:H	1.72	0.55
40:78:126:VAL:HG13	40:78:145:PRO:HG2	1.87	0.55
59:Q8:6:THR:HG23	59:Q8:64:TYR:HD2	1.70	0.55
1:1G:859:A:H2'	1:1G:860:A:H8	1.71	0.55
1:1G:1372:U:OP1	9:82:72:GLY:N	2.39	0.55
1:1G:1423:G:H2'	1:1G:1424:C:H6	1.72	0.55
2:12:231:GLU:HB3	2:12:232:PRO:HD3	1.89	0.55
4:32:150:GLU:C	4:32:152:SER:H	2.09	0.55
22:1L:18:G:H4'	22:1L:61:U:N3	2.22	0.55
26:14:587:C:O2	40:35:33:ARG:NH1	2.40	0.55
27:1J:21:G:H2'	27:1J:22:U:O4'	2.06	0.55
32:49:75:LYS:NZ	32:49:77:ILE:HD11	2.22	0.55
38:15:18:ALA:HA	38:15:21:LYS:HG3	1.88	0.55
40:35:101:VAL:HA	40:35:105:LEU:O	2.06	0.55
40:35:114:ILE:O	40:35:115:LEU:HD23	2.06	0.55
46:95:49:THR:HB	46:95:50:PRO:HD2	1.88	0.55
52:F5:85:LEU:HA	52:F5:87:PRO:HD2	1.87	0.55
1:13:89:U:H2'	1:13:90:C:O4'	2.07	0.55
4:3E:12:CYS:SG	4:3E:19:LEU:HB2	2.46	0.55
26:1H:2175:C:H1'	28:71:218:MET:HA	1.89	0.55
26:1H:2615:U:OP1	63:1H:3952:HOH:O	2.18	0.55
37:48:51:ALA:CB	37:48:76:TYR:HA	2.35	0.55
37:48:54:PRO:HD2	37:48:72:PRO:HA	1.88	0.55
34:28:17:VAL:HG13	34:28:19:GLU:H	1.72	0.55
1:1G:1378:C:H3'	1:1G:1379:G:H5''	1.89	0.55
2:12:204:ASN:HB2	2:12:210:SER:HB3	1.88	0.55
7:62:62:PHE:HA	7:62:124:LEU:CD2	2.35	0.55
24:3L:37:G:H21	25:4L:14:A:N6	2.05	0.55
26:14:800:A:H8	63:14:3760:HOH:O	1.89	0.55

Continued on next page...

Continued from previous page...

Atom-1	Atom-2	Interatomic distance (Å)	Clash overlap (Å)
26:14:1757:U:N3	26:14:1762:A:H2	2.04	0.55
26:14:2318:G:H5'	26:14:2319:G:OP2	2.06	0.55
26:14:2356:C:O3'	51:E5:20:ARG:HD2	2.07	0.55
29:19:30:GLU:HB2	29:19:35:LYS:HD3	1.88	0.55
35:69:14:ASP:OD1	35:69:15:VAL:N	2.38	0.55
42:55:69:ASP:N	42:55:69:ASP:OD1	2.40	0.55
1:13:826:C:H2'	1:13:827:U:O2	2.06	0.55
1:13:955:U:H1'	1:13:1227:A:N6	2.22	0.55
1:13:1374:A:O3'	7:6E:28:ASN:ND2	2.40	0.55
2:1E:22:LYS:H	2:1E:40:HIS:CD2	2.24	0.55
8:7E:19:VAL:HG13	8:7E:21:LYS:HG2	1.88	0.55
23:2K:47:7MG:O2'	23:2K:48:U:OP2	2.22	0.55
26:1H:141:A:C8	26:1H:1408:C:H1'	2.41	0.55
26:1H:197:A:N6	26:1H:2430:A:H2'	2.21	0.55
26:1H:617:G:OP2	31:31:43:LYS:NZ	2.32	0.55
26:1H:881:G:C5	26:1H:882:G:H1'	2.41	0.55
26:1H:1111:A:N3	26:1H:1112:G:H1'	2.21	0.55
26:1H:1210:A:H5''	26:1H:1212:G:O4'	2.06	0.55
26:1H:1831:G:H2'	26:1H:1832:C:C6	2.41	0.55
26:1H:1945:G:H2'	26:1H:1946:U:H6	1.71	0.55
26:1H:1980:G:O2'	26:1H:1982:C:OP2	2.17	0.55
26:1H:2108:C:H2'	26:1H:2109:U:O4'	2.06	0.55
42:98:48:VAL:HA	42:98:51:LEU:HB2	1.89	0.55
47:E8:29:LEU:HD12	47:E8:29:LEU:O	2.06	0.55
53:K8:59:ARG:O	53:K8:62:THR:HG23	2.06	0.55
1:1G:57:G:H2'	1:1G:58:C:C6	2.42	0.55
1:1G:176:C:H2'	1:1G:177:C:H6	1.72	0.55
6:52:82:ARG:HB2	6:52:85:VAL:HG23	1.87	0.55
10:1A:54:PHE:CD2	10:1A:55:LYS:HG3	2.42	0.55
13:4A:14:ARG:NH2	13:4A:16:ASP:OD2	2.24	0.55
26:14:1252:G:O4'	45:85:33:ARG:HD3	2.06	0.55
26:14:1810:A:H2'	26:14:1811:G:O4'	2.06	0.55
26:14:2138:C:H42	26:14:2153:G:H1	1.54	0.55
27:1J:28:C:H2'	27:1J:29:A:H8	1.71	0.55
35:69:98:ALA:HA	35:69:109:ILE:HD11	1.89	0.55
1:13:67:C:H2'	1:13:68:G:H8	1.70	0.55
1:13:136:C:H2'	1:13:137:C:H5''	1.88	0.55
1:13:1174:G:H2'	1:13:1175:G:H8	1.71	0.55
1:13:1366:C:HO2'	10:1I:60:ARG:HH12	1.52	0.55
26:1H:548:A:N3	46:D8:21:ARG:NH2	2.55	0.55
26:1H:719:C:H2'	26:1H:720:C:H6	1.72	0.55

Continued on next page...

Continued from previous page...

Atom-1	Atom-2	Interatomic distance (Å)	Clash overlap (Å)
26:1H:724:U:H2'	26:1H:725:G:O4'	2.07	0.55
45:C8:11:ARG:O	45:C8:15:LYS:HG3	2.07	0.55
49:G8:76:CYS:HB2	49:G8:82:PRO:HG3	1.88	0.55
53:K8:58:ALA:O	53:K8:62:THR:HG22	2.07	0.55
1:1G:186(D):C:H2'	1:1G:186(E):C:C6	2.41	0.55
1:1G:411:A:C5	1:1G:413:G:H1'	2.41	0.55
1:1G:511:C:H4'	4:32:43:HIS:CD2	2.42	0.55
21:1B:8:THR:HG21	21:1B:10:ARG:NH2	2.12	0.55
26:14:93:C:H5'	26:14:94:G:OP2	2.06	0.55
26:14:1952:A:C5	39:25:22:ILE:HD11	2.42	0.55
26:14:2588:G:OP2	63:14:3877:HOH:O	2.18	0.55
31:39:192:LEU:HD13	31:39:194:MET:HE1	1.87	0.55
40:35:97:PRO:O	40:35:98:GLU:HG3	2.07	0.55
1:13:222:U:H2'	1:13:223:U:C6	2.42	0.55
1:13:390:C:O3'	16:7I:28:ARG:NH2	2.37	0.55
2:1E:67:THR:HG21	2:1E:155:LEU:HD13	1.87	0.55
3:2E:130:VAL:O	3:2E:134:ILE:HG12	2.06	0.55
26:1H:1568:G:H5''	29:11:61:LEU:HD22	1.88	0.55
26:1H:2164:C:H5	26:1H:2165:G:C6	2.25	0.55
26:1H:2170:A:OP2	26:1H:2170:A:H3'	2.07	0.55
26:1H:2683:C:OP1	44:B8:53:ARG:NH2	2.35	0.55
29:11:24:ILE:HG22	29:11:27:THR:HG22	1.89	0.55
30:21:119:ARG:HB3	30:21:120:TRP:CD1	2.41	0.55
33:51:86:GLU:OE2	33:51:165:ALA:HB2	2.07	0.55
35:61:110:ASP:OD1	35:61:110:ASP:N	2.30	0.55
39:68:112:MET:HA	39:68:115:VAL:HG22	1.89	0.55
41:88:2:LEU:H	41:88:2:LEU:HD12	1.71	0.55
51:I8:70:GLN:NE2	51:I8:72:ARG:HG2	2.22	0.55
1:1G:664:G:N2	1:1G:741:G:H1	1.96	0.55
2:12:51:LEU:HD23	2:12:201:ILE:HD12	1.87	0.55
3:22:18:TRP:H	3:22:18:TRP:HE3	1.55	0.55
8:72:119:LEU:HD12	8:72:124:ALA:HA	1.87	0.55
16:7A:9:PHE:HD2	16:7A:18:ARG:HG3	1.72	0.55
20:BA:74:LYS:HE2	20:BA:75:ASN:OD1	2.07	0.55
22:1L:54:G:H1	22:1L:62:C:H42	1.54	0.55
26:14:250:G:OP2	59:M5:13:ARG:NH2	2.40	0.55
26:14:796:C:H2'	26:14:797:C:C6	2.42	0.55
26:14:1857:G:O6	63:14:3876:HOH:O	2.18	0.55
31:39:101:LEU:O	31:39:106:ARG:NH1	2.39	0.55
31:39:160:ASN:HB3	31:39:163:VAL:HB	1.88	0.55
46:95:21:ARG:HH21	46:95:91:TYR:CB	2.20	0.55

Continued on next page...

Continued from previous page...

Atom-1	Atom-2	Interatomic distance (Å)	Clash overlap (Å)
59:M5:23:VAL:HA	59:M5:48:PHE:O	2.07	0.55
1:13:864:A:H2'	1:13:865:A:C8	2.42	0.55
1:13:1226:C:H4'	1:13:1227:A:OP1	2.06	0.55
21:1F:2:GLY:O	21:1F:4:GLY:N	2.40	0.55
26:1H:270(P):C:H2'	26:1H:270(Q):C:C6	2.41	0.55
26:1H:325:G:O2'	26:1H:326:G:H5'	2.07	0.55
26:1H:759:G:OP1	63:1H:3948:HOH:O	2.18	0.55
31:31:179:GLU:OE1	31:31:179:GLU:N	2.35	0.55
32:41:66:GLN:HA	55:M8:6:HIS:CE1	2.42	0.55
33:51:10:PRO:O	33:51:11:VAL:HG13	2.07	0.55
37:48:42:ASN:O	37:48:46:ALA:HB2	2.07	0.55
38:58:130:HIS:C	38:58:134:ARG:HH22	2.11	0.55
48:F8:49:VAL:HG11	48:F8:83:VAL:CG1	2.37	0.55
57:O8:15:GLU:HG2	57:O8:16:CYS:H	1.71	0.55
59:Q8:33:ASN:OD1	59:Q8:36:LYS:HD2	2.07	0.55
1:1G:825:G:H1	1:1G:875:C:H42	1.54	0.55
1:1G:1224:G:C2	1:1G:1322:C:H4'	2.42	0.55
3:22:141:VAL:HG11	3:22:202:ILE:HD13	1.88	0.55
7:62:116:ALA:HA	7:62:119:ARG:HE	1.72	0.55
9:82:114:TYR:H	9:82:114:TYR:HD1	1.54	0.55
26:14:270(I):G:H2'	26:14:270(J):G:C8	2.40	0.55
26:14:616:A:C5	31:39:180:GLY:HA3	2.41	0.55
26:14:852:G:H2'	26:14:853:G:H8	1.70	0.55
26:14:879:G:N1	26:14:898:C:N3	2.55	0.55
26:14:1040:C:H2'	26:14:1041:C:C6	2.41	0.55
26:14:1314:C:OP1	63:14:3875:HOH:O	2.18	0.55
26:14:1324:G:C8	63:14:3926:HOH:O	2.60	0.55
26:14:2557:G:H2'	26:14:2558:C:C6	2.42	0.55
26:14:2820:A:C5	42:55:4:LEU:HD11	2.42	0.55
27:1J:16:G:H2'	27:1J:17:C:H6	1.72	0.55
35:69:123:LEU:HA	35:69:142:VAL:HG23	1.88	0.55
45:85:112:ARG:NE	46:95:47:VAL:HG21	2.22	0.55
51:E5:21:LEU:HD21	51:E5:41:ARG:NH1	2.22	0.55
2:1E:105:PHE:O	2:1E:109:SER:HB2	2.07	0.54
9:8E:28:VAL:HA	9:8E:63:ILE:O	2.07	0.54
12:3I:62:SER:HB2	12:3I:64:TYR:CD1	2.35	0.54
18:9I:54:ARG:HG3	18:9I:55:ARG:HG2	1.88	0.54
24:3K:15:G:H22	24:3K:60:A:C5'	2.20	0.54
24:3K:53:G:H2'	24:3K:54:G:C8	2.41	0.54
26:1H:65:C:H2'	26:1H:66:C:C6	2.40	0.54
26:1H:602:G:HO2'	26:1H:604:G:HO2'	1.55	0.54

Continued on next page...

Continued from previous page...

Atom-1	Atom-2	Interatomic distance (Å)	Clash overlap (Å)
26:1H:1328:G:H2'	26:1H:1330:C:C5	2.42	0.54
28:71:64:LEU:HD13	28:71:175:VAL:HA	1.89	0.54
31:31:7:TYR:O	31:31:21:ALA:HA	2.07	0.54
36:38:17:LEU:HA	36:38:22:GLY:HA3	1.90	0.54
41:88:106:VAL:HG21	41:88:114:ALA:HB1	1.87	0.54
50:H8:19:ARG:HH11	50:H8:84:GLU:HB2	1.73	0.54
1:1G:542:G:OP1	4:32:10:ARG:NH2	2.37	0.54
1:1G:707:C:H2'	1:1G:708:C:H6	1.72	0.54
1:1G:864:A:OP2	63:1G:1844:HOH:O	2.18	0.54
1:1G:1321:C:H41	1:1G:1322:C:N4	2.04	0.54
1:1G:1331:G:OP1	1:1G:1331:G:H4'	2.06	0.54
7:62:26:PHE:CD2	7:62:30:ILE:HD11	2.42	0.54
26:14:273(C):C:N4	26:14:363(C):G:H1	2.04	0.54
26:14:2298:A:H1'	26:14:2321:G:N2	2.22	0.54
29:19:146:GLU:HB2	29:19:189:CYS:HB3	1.89	0.54
43:65:26:LEU:O	43:65:88:ASP:HB2	2.07	0.54
43:65:86:ALA:O	43:65:87:PHE:HB2	2.07	0.54
48:B5:35:THR:HG23	48:B5:38:GLU:OE2	2.06	0.54
3:2E:11:ARG:O	3:2E:13:GLY:N	2.39	0.54
5:4E:51:VAL:O	5:4E:55:VAL:HG23	2.07	0.54
9:8E:9:ARG:HB3	9:8E:14:VAL:HG13	1.89	0.54
20:BI:49:ALA:HB2	20:BI:92:LEU:HD22	1.89	0.54
26:1H:1437:C:H2'	26:1H:1438:U:H6	1.72	0.54
26:1H:2188:C:N4	26:1H:2189:U:O2	2.40	0.54
26:1H:2688:U:H5	26:1H:2720:U:OP2	1.91	0.54
40:78:82:GLY:HA2	40:78:113:LYS:O	2.08	0.54
41:88:78:PRO:O	41:88:79:LEU:HB3	2.06	0.54
1:1G:625:G:H4'	16:7A:16:HIS:CD2	2.42	0.54
2:12:10:LEU:HD13	2:12:13:ALA:HB2	1.89	0.54
7:62:45:ASP:OD2	7:62:115:ARG:NH2	2.40	0.54
26:14:392:C:H5''	26:14:409:C:H5''	1.89	0.54
32:49:63:ILE:HG22	32:49:143:GLU:HB2	1.89	0.54
42:55:8:ARG:NH1	42:55:39:PRO:HB3	2.21	0.54
50:D5:16:SER:O	50:D5:20:ARG:HG3	2.07	0.54
50:D5:97:GLU:HB3	50:D5:125:LEU:HD11	1.89	0.54
1:13:343:U:N3	1:13:347:G:C6	2.75	0.54
1:13:814:A:N7	1:13:816:A:C4	2.76	0.54
1:13:1007:C:N3	1:13:1022:G:N1	2.52	0.54
1:13:1305:G:H8	1:13:1305:G:OP2	1.89	0.54
4:3E:88:VAL:O	4:3E:90:GLY:N	2.40	0.54
5:4E:71:LEU:HD22	5:4E:114:GLY:HA3	1.89	0.54

Continued on next page...

Continued from previous page...

Atom-1	Atom-2	Interatomic distance (Å)	Clash overlap (Å)
11:2I:73:MET:SD	11:2I:103:LEU:HB3	2.47	0.54
22:1K:14:A:N7	22:1K:23:G:N1	2.56	0.54
22:1K:31:G:H1	22:1K:41:C:H42	1.56	0.54
30:21:87:GLU:OE1	30:21:87:GLU:N	2.33	0.54
36:38:23:SER:HB3	36:38:68:LEU:HB2	1.88	0.54
37:48:83:GLY:HA2	37:48:99:ILE:HG12	1.89	0.54
43:A8:10:ARG:O	43:A8:14:VAL:HG13	2.07	0.54
1:1G:757:U:H2'	1:1G:758:G:O4'	2.07	0.54
8:72:25:ASP:HB3	8:72:58:TYR:HD2	1.72	0.54
26:14:30:G:H2'	26:14:31:C:C6	2.42	0.54
26:14:154:G:O6	26:14:172:C:N4	2.41	0.54
26:14:606:U:H4'	26:14:658:C:H4'	1.89	0.54
26:14:1094:U:H4'	26:14:1097:U:H5	1.72	0.54
26:14:1104:C:H2'	26:14:1105:U:C6	2.42	0.54
26:14:1181:C:H2'	26:14:1182:A:C8	2.42	0.54
28:79:29:VAL:HG13	28:79:185:LEU:HD13	1.88	0.54
38:15:111:PRO:HA	38:15:114:ARG:NH1	2.22	0.54
1:13:4:U:O4	8:7E:105:ARG:HG3	2.08	0.54
1:13:1194:U:H2'	1:13:1195:C:C6	2.43	0.54
1:13:1374:A:O2'	7:6E:28:ASN:HB3	2.07	0.54
2:1E:17:PHE:HB3	2:1E:44:LEU:HG	1.88	0.54
3:2E:18:TRP:HE3	3:2E:18:TRP:H	1.48	0.54
10:1I:34:VAL:HG13	10:1I:74:ILE:HG23	1.87	0.54
13:4I:82:MET:C	13:4I:84:ILE:H	2.11	0.54
26:1H:192:C:P	63:1H:4025:HOH:O	2.64	0.54
26:1H:638:G:H2'	26:1H:639:U:C6	2.42	0.54
26:1H:1568:G:OP1	29:11:63:ARG:NH1	2.38	0.54
29:11:30:GLU:HG3	29:11:63:ARG:CZ	2.37	0.54
30:21:9:VAL:HB	30:21:25:VAL:HG13	1.89	0.54
30:21:120:TRP:CD2	30:21:155:LYS:HG2	2.42	0.54
31:31:136:THR:HG22	31:31:166:ALA:O	2.08	0.54
33:51:83:TYR:HB3	33:51:135:GLY:H	1.72	0.54
1:1G:750:G:N2	15:6A:23:GLY:O	2.35	0.54
1:1G:1141:C:H2'	1:1G:1142:G:C8	2.41	0.54
2:12:22:LYS:HE3	2:12:24:TRP:NE1	2.22	0.54
3:22:125:GLU:HG3	3:22:190:ARG:O	2.08	0.54
5:42:6:PHE:HB2	5:42:34:VAL:HG22	1.90	0.54
26:14:1075:C:H2'	26:14:1076:C:C6	2.43	0.54
26:14:2689:U:H5''	26:14:2713:A:H2	1.73	0.54
49:C5:48:ALA:HB3	49:C5:59:GLY:CA	2.35	0.54
49:C5:90:LEU:O	49:C5:92:ASN:N	2.36	0.54

Continued on next page...

Continued from previous page...

Atom-1	Atom-2	Interatomic distance (Å)	Clash overlap (Å)
50:D5:53:ILE:HG22	50:D5:71:VAL:O	2.07	0.54
1:13:1356:G:H2'	1:13:1357:A:C8	2.42	0.54
3:2E:180:ALA:HB1	3:2E:182:ILE:HG13	1.90	0.54
12:3I:93:LEU:O	12:3I:96:VAL:HG12	2.08	0.54
15:6I:65:ARG:O	15:6I:68:ARG:HB3	2.07	0.54
16:7I:74:LEU:HD22	16:7I:79:VAL:HG21	1.88	0.54
18:9I:59:SER:H	18:9I:62:GLU:HB2	1.71	0.54
26:1H:942:G:OP2	40:78:39:LYS:HE2	2.06	0.54
26:1H:1342:A:OP2	63:1H:3953:HOH:O	2.19	0.54
26:1H:2321:G:H5''	26:1H:2322:A:OP2	2.08	0.54
36:38:39:ALA:HB3	36:38:96:PHE:CZ	2.42	0.54
36:38:141:VAL:O	36:38:142:LEU:HG	2.07	0.54
38:58:96:GLU:O	38:58:98:VAL:N	2.40	0.54
1:1G:276:G:O3'	17:8A:68:ARG:NH1	2.40	0.54
1:1G:910:C:OP2	12:3A:21:LYS:NZ	2.19	0.54
1:1G:1442:G:O2'	1:1G:1443:G:OP1	2.17	0.54
2:12:19:HIS:HE1	2:12:207:ALA:HB2	1.73	0.54
3:22:47:LEU:HD11	3:22:50:ALA:HB3	1.89	0.54
4:32:11:LEU:O	4:32:15:GLU:HB2	2.08	0.54
20:BA:89:ARG:HH11	20:BA:104:LEU:HB3	1.73	0.54
26:14:380:U:H2'	26:14:381:G:C8	2.43	0.54
26:14:746:A:N7	63:14:4014:HOH:O	2.33	0.54
26:14:2264:C:N4	51:E5:15:ASP:OD2	2.30	0.54
26:14:2689:U:H5''	26:14:2713:A:C2	2.43	0.54
27:1J:13:A:H2'	27:1J:70:C:O2'	2.07	0.54
29:19:182:LEU:H	29:19:272:ALA:HB3	1.72	0.54
31:39:79:GLY:HA2	31:39:86:GLY:HA2	1.89	0.54
32:49:71:THR:N	32:49:89:GLY:O	2.37	0.54
32:49:97:ASP:O	32:49:101:ILE:HG23	2.08	0.54
32:49:103:LEU:HD22	32:49:178:PHE:HZ	1.72	0.54
35:69:38:LEU:HD12	35:69:38:LEU:H	1.73	0.54
44:75:30:VAL:HG21	44:75:76:PHE:CZ	2.43	0.54
1:13:437:U:H5'	4:3E:155:LEU:HD21	1.90	0.54
1:13:1228:C:H2'	1:13:1229:A:C8	2.37	0.54
1:13:1308:U:OP1	13:4I:98:VAL:HG22	2.07	0.54
3:2E:40:ARG:O	3:2E:44:GLU:HG2	2.07	0.54
8:7E:4:ASP:OD2	8:7E:85:ARG:NH1	2.41	0.54
11:2I:84:VAL:HG21	11:2I:91:ARG:HD3	1.90	0.54
13:4I:17:VAL:O	13:4I:20:THR:HG22	2.07	0.54
18:9I:25:THR:HB	18:9I:42:ARG:NH2	2.23	0.54
26:1H:1026:U:O2'	26:1H:1027:A:H5''	2.07	0.54

Continued on next page...

Continued from previous page...

Atom-1	Atom-2	Interatomic distance (Å)	Clash overlap (Å)
26:1H:1252:G:N7	45:C8:36:ARG:NH1	2.54	0.54
26:1H:1359:A:C2	26:1H:1372:U:O4	2.60	0.54
26:1H:2306:C:H3'	26:1H:2307:G:H5'	1.90	0.54
26:1H:2531:A:H5'	33:51:157:TYR:CZ	2.42	0.54
30:21:201:THR:HG22	30:21:202:LYS:N	2.22	0.54
36:38:20:ALA:HB1	36:38:86:PRO:HA	1.90	0.54
37:48:84:LEU:HB2	37:48:97:GLY:HA3	1.90	0.54
54:L8:40:THR:HG23	54:L8:43:ILE:HG13	1.90	0.54
57:O8:11:LEU:HG	57:O8:51:GLU:HG3	1.89	0.54
1:1G:629:G:H2'	1:1G:630:G:H5'	1.89	0.54
12:3A:41:ARG:HD2	12:3A:42:THR:H	1.72	0.54
15:6A:81:LEU:O	15:6A:85:LEU:HB2	2.06	0.54
26:14:118:A:N3	26:14:178:G:H1'	2.23	0.54
26:14:244:A:C2	26:14:255:A:C4	2.96	0.54
26:14:1058:U:H2'	26:14:1059:G:C8	2.42	0.54
26:14:1217:C:OP1	45:85:15:LYS:NZ	2.30	0.54
26:14:2378:A:H4'	43:65:23:ARG:NH1	2.23	0.54
26:14:2859:G:O2'	26:14:2860:A:H5'	2.07	0.54
26:14:2869:G:H2'	26:14:2870:C:O4'	2.08	0.54
32:49:27:ASN:HB3	32:49:30:GLU:HG3	1.89	0.54
32:49:173:LEU:HD13	32:49:178:PHE:CD2	2.43	0.54
40:35:63:PRO:O	59:M5:13:ARG:HG2	2.07	0.54
43:65:18:ILE:C	43:65:20:ARG:HD3	2.28	0.54
49:C5:18:GLY:O	49:C5:20:TYR:N	2.38	0.54
1:13:247:G:C2	1:13:248:C:C5	2.95	0.54
1:13:601:C:O2	1:13:637:G:N2	2.35	0.54
1:13:1198:G:N7	63:13:1929:HOH:O	2.33	0.54
1:13:1454:G:H2'	1:13:1455:G:C8	2.43	0.54
3:2E:15:THR:HG23	3:2E:181:ASN:HA	1.89	0.54
3:2E:175:LEU:HD21	3:2E:201:TYR:CE1	2.42	0.54
13:4I:10:PRO:HB2	13:4I:18:ALA:HB1	1.90	0.54
26:1H:1292:U:H2'	26:1H:1293:C:C6	2.42	0.54
26:1H:2472:G:N2	26:1H:2476:A:H62	2.06	0.54
29:11:85:ASP:HB2	29:11:92:ILE:HG12	1.89	0.54
38:58:33:LEU:HD23	38:58:38:HIS:CD2	2.43	0.54
43:A8:84:GLN:OE1	43:A8:110:LEU:HD11	2.08	0.54
55:M8:37:SER:C	55:M8:39:CYS:H	2.10	0.54
1:1G:437:U:OP1	4:32:155:LEU:HD11	2.08	0.54
1:1G:860:A:C2	1:1G:861:G:H1'	2.42	0.54
10:1A:83:GLU:O	10:1A:86:MET:HB2	2.08	0.54
22:1L:33:RSP:H6	22:1L:33:RSP:H5'	1.89	0.54

Continued on next page...

Continued from previous page...

Atom-1	Atom-2	Interatomic distance (Å)	Clash overlap (Å)
23:2L:76:C:H2'	23:2L:77:A:C8	2.43	0.54
24:3L:37:G:N2	25:4L:14:A:H62	2.04	0.54
24:3L:48:U:O2'	24:3L:49:C:O4'	2.21	0.54
26:14:1178:C:H2'	26:14:1179:C:C6	2.43	0.54
26:14:1516:U:H2'	26:14:1517:G:C8	2.42	0.54
27:1J:83:G:H5'	54:H5:52:HIS:CE1	2.42	0.54
1:13:346:G:H3'	1:13:346:G:N3	2.23	0.54
1:13:609:A:H2'	1:13:610:G:H5'	1.90	0.54
1:13:1006:C:O2	1:13:1023:G:N1	2.38	0.54
4:3E:98:GLU:HG3	4:3E:103:ASN:HD21	1.73	0.54
9:8E:33:PHE:HE2	9:8E:47:LEU:HD11	1.71	0.54
12:3I:6:THR:HG23	12:3I:9:GLN:OE1	2.08	0.54
17:8I:13:ASP:OD1	17:8I:14:LYS:NZ	2.27	0.54
18:9I:34:TYR:HB3	18:9I:69:THR:HG23	1.89	0.54
20:BI:26:ASN:O	20:BI:30:LYS:HB2	2.08	0.54
26:1H:127:A:H5''	26:1H:128:C:C6	2.43	0.54
26:1H:631:A:H5''	26:1H:632:A:OP2	2.08	0.54
26:1H:919:G:H5'	27:16:81:G:H1'	1.90	0.54
26:1H:1590:U:H2'	26:1H:1591:G:C8	2.43	0.54
26:1H:2017:U:P	63:1H:3957:HOH:O	2.65	0.54
27:16:73:A:C4	27:16:104:A:C2	2.96	0.54
41:88:66:ILE:HA	41:88:104:PHE:HA	1.89	0.54
50:H8:9:TYR:CZ	50:H8:61:LEU:HD11	2.42	0.54
1:1G:8:A:C6	4:32:209:ARG:HB2	2.43	0.54
1:1G:235:C:H5'	17:8A:70:ARG:HG2	1.87	0.54
1:1G:707:C:H2'	1:1G:708:C:C6	2.43	0.54
1:1G:1297:C:H4'	1:1G:1298:C:H5'	1.89	0.54
4:32:7:PRO:HB2	4:32:10:ARG:HD2	1.89	0.54
5:42:70:PRO:HB3	5:42:144:THR:HG22	1.90	0.54
10:1A:32:ALA:HB1	10:1A:75:ILE:HG13	1.90	0.54
11:2A:84:VAL:HG23	11:2A:110:ASP:HA	1.90	0.54
13:4A:52:GLU:HA	13:4A:55:ARG:HB2	1.89	0.54
26:14:330:A:H2	26:14:1210:A:O2'	1.90	0.54
26:14:562:U:HO2'	26:14:572:A:H8	1.54	0.54
26:14:2115:G:N2	26:14:2172:U:H3	2.04	0.54
26:14:2749:A:H5''	33:59:6:ARG:NH1	2.23	0.54
30:29:24:THR:HG23	30:29:184:VAL:HG23	1.90	0.54
31:39:185:ASP:OD1	31:39:188:ARG:NH2	2.34	0.54
33:59:85:LYS:O	33:59:132:ARG:HB2	2.08	0.54
1:13:464:G:N2	1:13:474:G:O6	2.41	0.54
1:13:1139:G:H4'	1:13:1140:C:H5'	1.90	0.54

Continued on next page...

Continued from previous page...

Atom-1	Atom-2	Interatomic distance (Å)	Clash overlap (Å)
1:13:1183:A:O2'	1:13:1184:G:OP1	2.24	0.54
20:BI:33:ILE:O	20:BI:37:SER:OG	2.26	0.54
23:2K:20:G:C2	23:2K:58:A:N3	2.76	0.54
26:1H:389:G:H22	40:78:72:PRO:HD3	1.72	0.54
26:1H:400:G:N7	63:1H:4092:HOH:O	2.34	0.54
26:1H:1085:A:O2'	26:1H:1086:A:O5'	2.21	0.54
26:1H:1538:G:H2'	26:1H:1539:G:H8	1.72	0.54
50:H8:28:MET:O	50:H8:34:ASN:HA	2.08	0.54
1:1G:115:G:H1'	1:1G:116:A:N7	2.23	0.54
1:1G:1178:G:P	9:82:93:ARG:HH21	2.31	0.54
24:3L:49:C:H2'	24:3L:60:A:O2'	2.07	0.54
26:14:244:A:H4'	40:35:74:GLU:HG3	1.90	0.54
33:59:144:VAL:O	33:59:148:ILE:HG12	2.08	0.54
47:A5:110:LYS:HG3	47:A5:111:HIS:CE1	2.43	0.54
1:13:322:C:O2'	20:BI:23:ARG:HD2	2.08	0.54
2:1E:59:GLU:HB2	2:1E:221:LEU:HD13	1.88	0.54
5:4E:11:ILE:HD11	5:4E:31:LEU:HD13	1.90	0.54
22:1K:18:G:H4'	22:1K:61:U:C2	2.43	0.54
24:3K:11:C:H2'	24:3K:12:U:H6	1.72	0.54
26:1H:301:G:C4	26:1H:302:C:C5	2.96	0.54
26:1H:1799:G:O2'	26:1H:1800:C:OP2	2.21	0.54
26:1H:2476:A:H3'	26:1H:2476:A:N3	2.22	0.54
29:11:31:LYS:HD3	29:11:94:LEU:HD11	1.90	0.54
30:21:111:ARG:HG3	30:21:160:TYR:CD2	2.42	0.54
42:98:38:VAL:HB	42:98:39:PRO:HD3	1.89	0.54
42:98:50:HIS:CE1	42:98:54:LEU:HD21	2.43	0.54
56:N8:16:ARG:HD2	56:N8:17:ASP:OD1	2.08	0.54
1:1G:827:U:H5''	1:1G:828:A:OP2	2.08	0.54
1:1G:1321:C:H4'	13:4A:87:TYR:CZ	2.43	0.54
2:12:10:LEU:HA	2:12:13:ALA:HB2	1.89	0.54
2:12:35:GLU:HG3	2:12:38:GLY:O	2.08	0.54
26:14:787:U:P	63:14:3996:HOH:O	2.65	0.54
26:14:2313:C:H4'	32:49:91:ARG:HG3	1.89	0.54
26:14:2751:G:H1	33:59:2:SER:HB3	1.73	0.54
26:14:2889:C:H2'	26:14:2891:G:O4'	2.07	0.54
30:29:26:ILE:HB	30:29:182:LEU:HB3	1.90	0.54
30:29:143:ASN:HD22	30:29:147:PRO:HD2	1.73	0.54
31:39:40:GLN:HE22	31:39:182:ASN:HB2	1.73	0.54
40:35:19:VAL:HG13	40:35:21:ARG:H	1.72	0.54
42:55:53:HIS:ND1	42:55:94:TYR:OH	2.36	0.54
45:85:92:ARG:CZ	46:95:11:GLN:H	2.21	0.54

Continued on next page...

Continued from previous page...

Atom-1	Atom-2	Interatomic distance (Å)	Clash overlap (Å)
1:13:1277:C:O2'	1:13:1279:A:H1'	2.08	0.53
16:7I:19:ILE:HB	16:7I:36:ILE:O	2.08	0.53
20:BI:94:ALA:O	20:BI:96:GLY:N	2.41	0.53
26:1H:1194:A:H8	26:1H:1194:A:OP2	1.90	0.53
26:1H:1386:C:H2'	26:1H:1387:C:C6	2.44	0.53
26:1H:1416:G:H1	26:1H:1582:C:H42	1.56	0.53
26:1H:1568:G:P	29:11:63:ARG:HH12	2.30	0.53
26:1H:2133:G:H2'	26:1H:2157:G:N2	2.23	0.53
30:21:9:VAL:HG13	44:B8:3:ARG:HG2	1.90	0.53
30:21:144:ARG:HH11	30:21:144:ARG:HG3	1.73	0.53
32:41:19:LEU:HD11	32:41:172:LEU:HA	1.89	0.53
37:48:101:TRP:O	37:48:105:LEU:HB3	2.08	0.53
38:58:131:GLN:N	38:58:134:ARG:HH12	2.06	0.53
44:B8:41:ARG:NH1	44:B8:43:GLN:HG3	2.23	0.53
53:K8:15:LYS:N	53:K8:67:LYS:HE2	2.22	0.53
1:1G:526:C:OP2	12:3A:91:LYS:HE2	2.09	0.53
1:1G:992:U:H3	1:1G:1044:A:N6	2.00	0.53
1:1G:1298:C:N4	7:62:114:ARG:HB3	2.23	0.53
7:62:101:LEU:O	7:62:105:VAL:HG23	2.07	0.53
11:2A:18:ARG:HD2	11:2A:83:ILE:HD11	1.89	0.53
20:BA:49:ALA:O	20:BA:100:ILE:HG21	2.08	0.53
26:14:2306:C:H3'	26:14:2307:G:H5''	1.90	0.53
26:14:2853:C:O2'	26:14:2854:G:H5'	2.08	0.53
26:14:2875:C:H4'	44:75:5:ALA:HB2	1.90	0.53
28:79:66:HIS:HB2	28:79:188:ASN:HD21	1.74	0.53
31:39:152:GLU:OE2	31:39:191:ARG:NH1	2.41	0.53
35:69:103:ARG:H	35:69:103:ARG:HD2	1.72	0.53
44:75:34:VAL:HG21	44:75:43:GLN:HB3	1.91	0.53
52:F5:41:ARG:HD3	52:F5:43:TYR:HE1	1.73	0.53
1:13:536:C:H2'	1:13:537:G:C8	2.43	0.53
1:13:653:A:O4'	8:7E:56:LYS:HD3	2.09	0.53
1:13:749:C:H2'	1:13:750:G:H8	1.72	0.53
1:13:1511:G:H2'	1:13:1512:U:O4'	2.08	0.53
3:2E:7:PRO:O	3:2E:11:ARG:HG2	2.08	0.53
3:2E:131:ARG:NH1	5:4E:50:GLU:HG3	2.23	0.53
12:3I:71:PRO:O	12:3I:102:ARG:HD3	2.07	0.53
18:9I:66:LEU:O	18:9I:70:ILE:HG13	2.08	0.53
26:1H:86:C:H4'	26:1H:104:U:H1'	1.90	0.53
26:1H:323:G:C8	31:31:171:PRO:HG3	2.43	0.53
26:1H:1210:A:H4'	26:1H:1211:U:H5''	1.90	0.53
26:1H:1405:U:H2'	26:1H:1406:U:H6	1.70	0.53

Continued on next page...

Continued from previous page...

Atom-1	Atom-2	Interatomic distance (Å)	Clash overlap (Å)
26:1H:2315:G:OP1	32:41:36:LYS:NZ	2.40	0.53
35:61:75:LEU:HD21	35:61:105:HIS:HB3	1.90	0.53
41:88:39:PRO:HA	41:88:97:VAL:O	2.09	0.53
43:A8:88:ASP:OD1	43:A8:90:GLY:N	2.40	0.53
1:1G:1141:C:H2'	1:1G:1142:G:H8	1.72	0.53
4:32:39:PRO:O	4:32:44:GLY:HA3	2.08	0.53
8:72:29:SER:HB3	8:72:32:LYS:HG3	1.90	0.53
26:14:1260:G:H2'	26:14:1261:C:C6	2.43	0.53
26:14:2257:U:H2'	26:14:2258:C:C6	2.44	0.53
26:14:2399:G:H2'	26:14:2400:G:O4'	2.08	0.53
26:14:2534:A:O5'	26:14:2534:A:H8	1.91	0.53
26:14:2839:G:H21	42:55:92:GLY:HA2	1.72	0.53
31:39:67:GLN:HG3	31:39:67:GLN:O	2.07	0.53
44:75:30:VAL:HG22	44:75:45:PHE:HB3	1.90	0.53
52:F5:35:THR:OG1	52:F5:35:THR:O	2.25	0.53
1:13:199:G:H2'	1:13:200:G:C8	2.43	0.53
1:13:422:C:O2'	1:13:423:G:OP2	2.26	0.53
26:1H:1069:A:H4'	26:1H:1070:A:H5''	1.90	0.53
26:1H:1605:C:O3'	63:1H:3956:HOH:O	2.19	0.53
26:1H:1658:C:H2'	26:1H:1659:U:C6	2.43	0.53
26:1H:2171:A:O2'	26:1H:2172:U:O4'	2.19	0.53
33:51:56:SER:OG	33:51:57:ASP:N	2.40	0.53
1:1G:828:A:H2'	1:1G:829:G:O4'	2.08	0.53
1:1G:872:A:O2'	1:1G:873:A:H5''	2.08	0.53
1:1G:1062:U:H2'	1:1G:1063:C:C6	2.42	0.53
1:1G:1245:A:OP1	21:1B:9:ARG:NH2	2.41	0.53
1:1G:1478:C:H2'	1:1G:1479:C:C6	2.44	0.53
1:1G:1508:G:H2'	1:1G:1509:C:O4'	2.07	0.53
2:12:15:VAL:HB	2:12:16:HIS:CE1	2.42	0.53
3:22:98:ASN:HD22	3:22:98:ASN:N	2.06	0.53
4:32:61:LYS:HE2	4:32:206:PHE:CE2	2.42	0.53
24:3L:7:G:O2'	24:3L:50:G:OP2	2.26	0.53
26:14:184:C:H2'	26:14:185:U:H6	1.73	0.53
26:14:751:A:P	63:14:3809:HOH:O	2.66	0.53
26:14:1285:G:N2	26:14:1329:U:OP1	2.39	0.53
26:14:2228:G:OP2	29:19:263:ARG:NH2	2.41	0.53
26:14:2360:A:H2'	26:14:2361:A:O4'	2.08	0.53
26:14:2875:C:O2'	44:75:3:ARG:HG3	2.08	0.53
27:1J:3:C:H2'	27:1J:4:C:C6	2.43	0.53
30:29:55:ASN:O	30:29:57:LYS:N	2.40	0.53
32:49:27:ASN:OD1	32:49:28:VAL:N	2.41	0.53

Continued on next page...

Continued from previous page...

Atom-1	Atom-2	Interatomic distance (Å)	Clash overlap (Å)
38:15:133:GLN:O	38:15:134:ARG:HG3	2.08	0.53
39:25:13:ASN:ND2	39:25:97:ARG:H	2.02	0.53
43:65:36:TYR:CD1	43:65:36:TYR:N	2.76	0.53
46:95:51:VAL:HG12	46:95:52:VAL:H	1.73	0.53
1:13:524:G:H8	1:13:524:G:O5'	1.92	0.53
6:5E:23:LYS:HB2	6:5E:23:LYS:NZ	2.24	0.53
26:1H:184:C:H2'	26:1H:185:U:C6	2.42	0.53
26:1H:249:C:O5'	63:1H:3920:HOH:O	2.18	0.53
26:1H:1048:A:H5'	26:1H:1049:C:OP2	2.08	0.53
26:1H:2789:C:H2'	26:1H:2790:A:H5''	1.91	0.53
27:16:31:C:O2'	27:16:53:A:N1	2.38	0.53
38:58:32:THR:HG23	38:58:37:LYS:HB2	1.90	0.53
1:1G:416:G:H1	1:1G:427:U:H3	1.56	0.53
1:1G:1072:G:H2'	1:1G:1073:U:O4'	2.08	0.53
2:12:28:PHE:O	2:12:32:ILE:HG22	2.09	0.53
19:AA:12:ASP:OD1	19:AA:13:ASP:N	2.42	0.53
24:3L:1:G:H1	24:3L:73:C:H42	1.56	0.53
26:14:192:C:P	63:14:3817:HOH:O	2.66	0.53
26:14:397:G:H1'	26:14:2231:C:O2'	2.08	0.53
26:14:433:C:C4	26:14:434:U:O4	2.62	0.53
26:14:439:G:N7	63:14:4020:HOH:O	2.33	0.53
26:14:548:A:C5	26:14:549:G:H1'	2.44	0.53
26:14:586:A:N1	26:14:809:G:O2'	2.32	0.53
26:14:1053:C:N3	26:14:1106:G:N1	2.50	0.53
26:14:2745:C:H1'	33:59:143:GLN:HG2	1.91	0.53
45:85:65:ILE:HD11	45:85:96:ALA:HB3	1.90	0.53
1:13:323:U:H5'	20:BI:23:ARG:HB2	1.91	0.53
1:13:486:U:H2'	1:13:487:A:H8	1.73	0.53
1:13:1025:U:H4'	1:13:1026:G:O5'	2.09	0.53
1:13:1322:C:H5''	13:4I:100:GLY:HA2	1.89	0.53
9:8E:33:PHE:CE2	9:8E:47:LEU:HD11	2.43	0.53
9:8E:99:LEU:HD12	9:8E:101:PHE:CE2	2.43	0.53
21:1F:9:ARG:O	21:1F:13:ILE:HG13	2.09	0.53
26:1H:270(N):G:H5'	26:1H:270(O):U:O4	2.09	0.53
26:1H:345:A:H5'	26:1H:345:A:H8	1.73	0.53
26:1H:997:G:OP1	45:C8:93:LYS:HD2	2.09	0.53
26:1H:1332:G:N2	26:1H:1610:A:C8	2.77	0.53
26:1H:1870:C:H2'	26:1H:1871:A:O4'	2.09	0.53
27:16:43:C:H5''	55:M8:1:MET:HG2	1.91	0.53
28:71:27:HIS:ND1	28:71:182:PRO:HB2	2.24	0.53
33:51:56:SER:HB3	33:51:61:HIS:ND1	2.24	0.53

Continued on next page...

Continued from previous page...

Atom-1	Atom-2	Interatomic distance (Å)	Clash overlap (Å)
33:51:67:LEU:HG	33:51:71:LEU:HD22	1.91	0.53
35:61:77:LEU:H	35:61:77:LEU:HD12	1.73	0.53
36:38:19:ARG:HH12	36:38:86:PRO:HD3	1.73	0.53
38:58:26:LEU:O	38:58:30:ILE:HG13	2.09	0.53
1:1G:748:C:H6	1:1G:748:C:O5'	1.92	0.53
1:1G:1126:U:H1'	1:1G:1127:G:OP2	2.09	0.53
3:22:11:ARG:O	3:22:14:ILE:N	2.31	0.53
4:32:15:GLU:OE1	4:32:59:ARG:NH2	2.33	0.53
20:BA:74:LYS:HD3	20:BA:74:LYS:N	2.22	0.53
23:2L:36:A:H2'	23:2L:37:U:C6	2.43	0.53
26:14:2472:G:H1	26:14:2477:C:P	2.32	0.53
29:19:70:TRP:CD1	29:19:70:TRP:C	2.82	0.53
41:45:4:PRO:HD3	41:45:70:PRO:O	2.08	0.53
41:45:43:THR:O	41:45:46:GLN:N	2.42	0.53
43:65:74:ALA:O	43:65:78:LEU:HB2	2.08	0.53
53:G5:38:GLN:O	53:G5:43:GLN:HA	2.08	0.53
1:13:1060:C:HO2'	10:1I:56:HIS:HD1	1.44	0.53
1:13:1073:U:OP2	5:4E:57:LYS:NZ	2.38	0.53
5:4E:105:VAL:HG21	5:4E:128:PRO:HB3	1.91	0.53
13:4I:82:MET:O	13:4I:84:ILE:N	2.41	0.53
20:BI:73:HIS:H	20:BI:76:ALA:HB3	1.74	0.53
20:BI:74:LYS:H	20:BI:74:LYS:CD	2.22	0.53
23:2K:17:C:H3'	23:2K:18:C:H6	1.73	0.53
26:1H:1517:G:H2'	26:1H:1518:C:H6	1.73	0.53
34:18:2:ALA:HB2	34:28:21:LYS:CG	2.34	0.53
34:28:17:VAL:HG22	34:28:18:LEU:H	1.73	0.53
44:B8:37:GLY:O	44:B8:38:ASN:ND2	2.41	0.53
52:J8:86:SER:N	52:J8:87:PRO:HD2	2.23	0.53
1:1G:516:U:O2'	1:1G:519:C:N3	2.38	0.53
1:1G:1140:C:H2'	1:1G:1141:C:H6	1.74	0.53
1:1G:1171:G:H2'	1:1G:1172:C:H6	1.74	0.53
2:12:187:LEU:HA	2:12:201:ILE:O	2.08	0.53
7:62:132:GLY:HA3	7:62:135:VAL:HG23	1.91	0.53
9:82:2:GLU:HG2	9:82:3:GLN:HG3	1.91	0.53
26:14:221:A:N6	26:14:265:A:H8	2.06	0.53
26:14:355:G:H3'	26:14:356:G:H5''	1.91	0.53
26:14:800:A:P	63:14:3760:HOH:O	2.62	0.53
26:14:877:U:O2'	26:14:878:A:OP1	2.24	0.53
26:14:984:A:H5'	63:14:3911:HOH:O	2.09	0.53
29:19:108:PRO:HG2	29:19:111:LEU:HB2	1.89	0.53
31:39:40:GLN:HG2	31:39:184:TYR:HB2	1.89	0.53

Continued on next page...

Continued from previous page...

Atom-1	Atom-2	Interatomic distance (Å)	Clash overlap (Å)
38:15:36:GLY:HA2	38:15:49:GLY:HA2	1.90	0.53
43:65:23:ARG:HD2	43:65:86:ALA:HB2	1.91	0.53
50:D5:53:ILE:HG22	50:D5:71:VAL:HG13	1.90	0.53
1:13:22:G:H2'	1:13:23:C:C6	2.44	0.53
1:13:857:C:OP2	63:13:1957:HOH:O	2.17	0.53
1:13:895:G:H2'	1:13:896:C:C6	2.44	0.53
2:1E:115:LEU:HD11	2:1E:146:GLN:HG3	1.91	0.53
5:4E:67:VAL:O	5:4E:69:VAL:HG23	2.09	0.53
5:4E:147:ASP:OD1	5:4E:147:ASP:N	2.41	0.53
9:8E:8:GLY:O	9:8E:15:ALA:N	2.38	0.53
10:1I:54:PHE:CE2	10:1I:55:LYS:HD2	2.43	0.53
19:AI:20:LEU:O	19:AI:24:ALA:HB3	2.09	0.53
20:BI:29:LYS:O	20:BI:33:ILE:HG12	2.09	0.53
26:1H:1728:G:H3'	26:1H:1729:A:H5''	1.89	0.53
29:11:38:LYS:H	29:11:38:LYS:NZ	2.06	0.53
38:58:96:GLU:CD	38:58:96:GLU:H	2.11	0.53
40:78:5:ASP:HB3	40:78:7:ARG:HH22	1.73	0.53
1:1G:376:G:H5''	16:7A:5:ARG:HB2	1.90	0.53
1:1G:1259:C:N4	1:1G:1260:C:O2	2.41	0.53
8:72:29:SER:H	8:72:32:LYS:HB2	1.72	0.53
20:BA:33:ILE:O	20:BA:37:SER:OG	2.26	0.53
24:3L:54:G:H1	24:3L:62:C:H42	1.55	0.53
26:14:443:A:H1'	26:14:1201:C:O4'	2.08	0.53
26:14:631:A:O2'	40:35:67:MET:HB3	2.08	0.53
26:14:1084:A:H2'	26:14:1085:A:H8	1.72	0.53
26:14:1678:G:N2	26:14:1989:G:N2	2.56	0.53
26:14:2680:C:H1'	30:29:187:ALA:HB1	1.91	0.53
29:19:68:LYS:HB3	29:19:70:TRP:CH2	2.43	0.53
31:39:63:LYS:HE3	31:39:67:GLN:HB3	1.91	0.53
33:59:4:ILE:HB	33:59:6:ARG:NH1	2.24	0.53
33:59:46:GLU:OE1	33:59:51:ARG:NH1	2.41	0.53
39:25:22:ILE:HB	39:25:41:ALA:HA	1.91	0.53
39:25:78:ARG:HH21	44:75:103:ARG:NH2	2.07	0.53
50:D5:8:TYR:CD1	50:D5:62:PRO:HG3	2.29	0.53
1:13:458:C:H2'	1:13:464:G:C8	2.43	0.53
1:13:1427:U:H2'	1:13:1428:A:C8	2.43	0.53
4:3E:76:ARG:HH12	4:3E:209:ARG:NH1	2.07	0.53
10:1I:5:ARG:NH2	10:1I:99:LYS:HD2	2.24	0.53
17:8I:58:GLU:HB2	17:8I:74:LEU:HB3	1.91	0.53
18:9I:22:VAL:HG13	18:9I:42:ARG:NH1	2.20	0.53
26:1H:796:C:H2'	26:1H:797:C:C6	2.44	0.53

Continued on next page...

Continued from previous page...

Atom-1	Atom-2	Interatomic distance (Å)	Clash overlap (Å)
26:1H:844:C:H3'	26:1H:845:G:H8	1.74	0.53
26:1H:1257:C:H4'	31:31:83:PHE:CD1	2.44	0.53
28:71:197:GLU:HG2	28:71:208:PHE:HZ	1.73	0.53
31:31:165:ARG:HA	31:31:168:ARG:HD3	1.90	0.53
58:P8:18:PHE:CE1	58:P8:22:MET:HG3	2.44	0.53
1:1G:1286:A:C8	1:1G:1287:A:H4'	2.44	0.53
2:12:162:ILE:O	2:12:185:ILE:HG12	2.09	0.53
18:9A:36:ASN:HB2	18:9A:38:GLU:OE2	2.09	0.53
20:BA:40:ALA:HB2	20:BA:55:ILE:HG22	1.89	0.53
26:14:57:C:H2'	26:14:58:G:O4'	2.09	0.53
26:14:380:U:H2'	26:14:381:G:H8	1.74	0.53
26:14:395:U:O2'	26:14:396:G:C8	2.58	0.53
26:14:1416:G:HO2'	26:14:1417:C:P	2.31	0.53
26:14:2252:G:H2'	26:14:2253:G:O4'	2.08	0.53
26:14:2851:A:H2'	26:14:2852:G:C8	2.44	0.53
27:1J:88:C:H5'	27:1J:89:G:C5	2.43	0.53
29:19:72:LYS:HG3	29:19:103:ARG:NH2	2.24	0.53
33:59:99:VAL:HG22	33:59:104:GLU:HB3	1.91	0.53
35:69:54:GLN:HA	35:69:57:ARG:HE	1.74	0.53
43:65:67:ARG:NH1	43:65:67:ARG:HB2	2.24	0.53
52:F5:79:GLY:O	52:F5:80:LEU:HD13	2.09	0.53
1:13:346:G:H1'	44:B8:41:ARG:HD3	1.91	0.53
8:7E:51:VAL:HG11	8:7E:60:ARG:HB2	1.91	0.53
22:1K:58:G:OP2	41:88:60:ARG:NH2	2.41	0.53
26:1H:946:G:P	63:1H:3917:HOH:O	2.67	0.53
26:1H:1264:G:H5'	56:N8:11:THR:CG2	2.38	0.53
26:1H:1919:A:H5''	26:1H:1920:C:OP2	2.09	0.53
26:1H:2114:A:H2'	26:1H:2114:A:N3	2.24	0.53
26:1H:2306:C:H3'	26:1H:2307:G:C5'	2.38	0.53
26:1H:2689:U:H5''	26:1H:2713:A:C2	2.44	0.53
27:16:37:C:C2'	27:16:38:C:H5'	2.39	0.53
30:21:111:ARG:HA	42:98:1:MET:HE3	1.91	0.53
35:61:1:MET:O	35:61:20:ASP:HA	2.09	0.53
48:F8:36:LYS:HA	48:F8:39:ILE:HD12	1.91	0.53
1:1G:1432:G:OP1	44:75:107:ASP:HB2	2.09	0.53
3:22:199:LYS:HB3	3:22:201:TYR:HE1	1.74	0.53
26:14:848:G:H2'	26:14:849:A:H8	1.71	0.53
27:1J:2:C:H2'	27:1J:3:C:C5	2.43	0.53
29:19:253:GLN:HG2	29:19:255:LYS:HZ1	1.72	0.53
31:39:178:PRO:HG2	31:39:179:GLU:OE1	2.09	0.53
32:49:56:ALA:HB2	32:49:153:ARG:CZ	2.39	0.53

Continued on next page...

Continued from previous page...

Atom-1	Atom-2	Interatomic distance (Å)	Clash overlap (Å)
40:35:124:LYS:HE2	40:35:145:PRO:HD3	1.90	0.53
53:G5:32:LEU:HA	53:G5:53:LEU:HD13	1.91	0.53
1:13:223:U:H2'	1:13:224:C:C6	2.44	0.53
1:13:684:A:O2'	11:2I:38:ASN:HB3	2.08	0.53
1:13:984:C:H2'	1:13:985:C:H6	1.74	0.53
26:1H:698:C:O2'	26:1H:734:A:N6	2.42	0.53
26:1H:1728:G:H2'	26:1H:1731:G:O6	2.08	0.53
26:1H:2058:A:H5''	26:1H:2059:A:OP2	2.09	0.53
26:1H:2183:C:H2'	26:1H:2184:G:H8	1.74	0.53
36:38:16:ASN:HA	36:38:19:ARG:O	2.09	0.53
36:38:51:LEU:HD12	36:38:52:PHE:H	1.73	0.53
37:48:9:LYS:HD2	37:48:10:LEU:HD22	1.91	0.53
37:48:52:ILE:CD1	37:48:76:TYR:HB2	2.38	0.53
43:A8:85:VAL:HG23	43:A8:112:PHE:CZ	2.44	0.53
49:G8:96:ILE:HD12	49:G8:97:ARG:H	1.74	0.53
1:1G:1181:G:N7	1:1G:1182:G:N2	2.44	0.53
1:1G:1422:G:H2'	1:1G:1423:G:H8	1.74	0.53
9:82:87:GLN:OE1	9:82:88:TYR:N	2.41	0.53
23:2L:48:U:O2'	23:2L:49:C:OP2	2.27	0.53
26:14:1047:G:O2'	26:14:1110:G:N2	2.40	0.53
26:14:1084:A:H2'	26:14:1085:A:C8	2.44	0.53
26:14:2379:G:O2'	43:65:17:ARG:NH1	2.42	0.53
29:19:131:LEU:HD13	29:19:136:ILE:HG12	1.91	0.53
31:39:156:LEU:HA	31:39:193:VAL:HG12	1.90	0.53
43:65:52:SER:HB2	43:65:54:LEU:H	1.74	0.53
1:13:192:U:H4'	20:BI:103:GLY:HA2	1.89	0.52
1:13:1145:C:H4'	1:13:1146:A:H8	1.74	0.52
2:1E:61:LEU:HD23	2:1E:68:ILE:HD11	1.91	0.52
3:2E:11:ARG:HB3	3:2E:15:THR:HB	1.90	0.52
16:7I:19:ILE:HB	16:7I:36:ILE:HG13	1.90	0.52
26:1H:1359:A:N1	26:1H:1372:U:C4	2.77	0.52
26:1H:1366:A:C2'	26:1H:1367:A:H5'	2.39	0.52
26:1H:2017:U:OP1	63:1H:3957:HOH:O	2.19	0.52
26:1H:2182:G:H2'	26:1H:2183:C:O4'	2.10	0.52
26:1H:2232:U:P	52:J8:40:ARG:HH12	2.32	0.52
26:1H:2284:C:H41	57:O8:25:LYS:NZ	2.06	0.52
30:21:101:ARG:CZ	30:21:171:GLU:HB2	2.39	0.52
43:A8:18:ILE:O	43:A8:21:THR:HG22	2.09	0.52
44:B8:20:PRO:HD2	44:B8:86:ILE:HG23	1.91	0.52
45:C8:75:ASN:HB3	45:C8:77:SER:H	1.74	0.52
1:1G:192:U:H2'	1:1G:193:C:C6	2.44	0.52

Continued on next page...

Continued from previous page...

Atom-1	Atom-2	Interatomic distance (Å)	Clash overlap (Å)
1:1G:819:A:H5'	1:1G:820:U:H5	1.73	0.52
1:1G:1206:G:C6	1:1G:1207:G:C6	2.97	0.52
1:1G:1226:C:H2'	13:4A:103:THR:HB	1.91	0.52
1:1G:1320:C:H2'	1:1G:1321:C:C6	2.44	0.52
4:32:31:CYS:HA	61:32:303:SF4:S2	2.49	0.52
26:14:774:A:H2	26:14:787:U:O2'	1.91	0.52
26:14:1285:G:N1	26:14:1329:U:OP1	2.43	0.52
26:14:1702:G:O6	63:14:3873:HOH:O	2.18	0.52
26:14:2001:A:H2'	26:14:2002:G:C8	2.44	0.52
41:45:11:LYS:NZ	41:45:86:GLY:O	2.40	0.52
46:95:21:ARG:HH21	46:95:91:TYR:HB3	1.74	0.52
1:13:64:G:H4'	1:13:65:U:H5'	1.91	0.52
1:13:128:G:H5'	17:8I:2:PRO:O	2.09	0.52
1:13:178:C:H2'	1:13:179:A:O4'	2.08	0.52
1:13:1216:G:OP2	14:5I:1:MET:HG3	2.10	0.52
1:13:1347:G:N2	1:13:1373:G:H2'	2.25	0.52
4:3E:102:ASP:OD1	4:3E:103:ASN:N	2.43	0.52
14:5I:53:LEU:HB3	14:5I:56:VAL:HG21	1.90	0.52
26:1H:355:G:H2'	26:1H:356:G:H8	1.74	0.52
26:1H:589:C:H2'	26:1H:590:A:H8	1.73	0.52
26:1H:2756:U:H4'	26:1H:2757:A:OP1	2.08	0.52
28:71:184:LYS:HA	28:71:187:ASP:HB3	1.91	0.52
31:31:7:TYR:HD2	31:31:21:ALA:HB1	1.73	0.52
32:41:115:ARG:HB3	32:41:115:ARG:HH11	1.74	0.52
50:H8:77:ASP:OD1	50:H8:80:ARG:NH1	2.42	0.52
53:K8:50:ILE:HD12	53:K8:51:ARG:H	1.72	0.52
1:1G:1034:G:H2'	1:1G:1035:A:C8	2.44	0.52
1:1G:1422:G:H5''	39:25:48:PRO:HB3	1.90	0.52
4:32:168:ARG:NH1	4:32:169:LYS:H	1.97	0.52
8:72:113:SER:HB2	8:72:134:ILE:HD11	1.90	0.52
12:3A:55:VAL:HG23	12:3A:69:TYR:HA	1.91	0.52
26:14:382:G:OP2	63:14:3881:HOH:O	2.19	0.52
26:14:1111:A:O3'	26:14:1112:G:H4'	2.09	0.52
26:14:1893:C:C2'	26:14:1894:C:H5'	2.39	0.52
26:14:2354:G:O2'	51:E5:36:ILE:HD12	2.08	0.52
30:29:47:VAL:HG21	30:29:86:PRO:HD2	1.91	0.52
33:59:30:LYS:HD3	33:59:79:VAL:O	2.09	0.52
33:59:157:TYR:O	33:59:171:LEU:HB3	2.10	0.52
38:15:72:TYR:O	38:15:84:LYS:HA	2.09	0.52
1:13:652:U:HO2'	1:13:653:A:P	2.33	0.52
1:13:1006:C:H2'	1:13:1007:C:C6	2.44	0.52

Continued on next page...

Continued from previous page...

Atom-1	Atom-2	Interatomic distance (Å)	Clash overlap (Å)
3:2E:35:GLU:HG2	3:2E:39:ILE:HD11	1.91	0.52
5:4E:41:VAL:O	5:4E:66:MET:HA	2.09	0.52
10:1I:84:GLN:NE2	10:1I:88:LEU:HD23	2.24	0.52
26:1H:1453:A:O2'	26:1H:1454:U:H2'	2.10	0.52
26:1H:2615:U:C2	56:N8:7:PRO:HA	2.44	0.52
26:1H:2751:G:H8	26:1H:2751:G:O5'	1.93	0.52
38:58:40:PRO:O	45:C8:64:ARG:HG2	2.09	0.52
1:1G:108:G:OP1	1:1G:326:G:N2	2.42	0.52
1:1G:560:U:O2'	1:1G:561:U:OP2	2.25	0.52
1:1G:1292:U:H2'	1:1G:1293:G:C8	2.45	0.52
7:62:93:PRO:HB2	7:62:94:ARG:HE	1.73	0.52
9:82:14:VAL:O	9:82:65:VAL:HA	2.10	0.52
26:14:463:G:N2	26:14:466:A:OP2	2.37	0.52
26:14:527:C:H4'	26:14:528:A:O5'	2.10	0.52
26:14:660:G:H21	40:35:12:ALA:CA	2.19	0.52
26:14:1856:G:H2'	26:14:1857:G:H5'	1.90	0.52
26:14:1926:U:H2'	26:14:1928:A:OP2	2.08	0.52
26:14:2185:C:H2'	26:14:2186:G:C8	2.44	0.52
26:14:2776:A:OP1	26:14:2776:A:H3'	2.09	0.52
32:49:33:ARG:CZ	32:49:162:THR:HG21	2.40	0.52
40:35:110:TYR:HD1	40:35:111:ARG:HD2	1.74	0.52
52:F5:91:LYS:HG3	52:F5:92:LYS:N	2.24	0.52
1:13:271:C:H2'	1:13:272:C:H6	1.74	0.52
1:13:624:C:O3'	16:7I:10:GLY:HA2	2.10	0.52
1:13:963:G:H5'	63:13:2031:HOH:O	2.10	0.52
1:13:1250:A:H4'	9:8E:68:GLY:N	2.24	0.52
2:1E:204:ASN:OD1	2:1E:205:ASP:N	2.42	0.52
4:3E:74:GLN:O	4:3E:78:LEU:HD13	2.10	0.52
14:5I:29:ARG:HH12	14:5I:31:ARG:HB2	1.74	0.52
17:8I:31:LEU:HG	17:8I:32:TYR:CE1	2.44	0.52
26:1H:234:C:H2'	26:1H:235:U:H6	1.73	0.52
26:1H:654:A:H2'	26:1H:654(A):A:H8	1.75	0.52
26:1H:2111:C:N3	26:1H:2118:U:O2'	2.42	0.52
29:11:40:THR:OG1	29:11:41:GLY:N	2.40	0.52
39:68:107:ARG:HG3	39:68:112:MET:HE1	1.91	0.52
47:E8:14:PRO:HG2	47:E8:78:GLU:HG3	1.89	0.52
1:1G:929:G:H1	1:1G:1388:C:H42	1.57	0.52
1:1G:1016:A:HO2'	1:1G:1217:C:HO2'	1.55	0.52
1:1G:1386:G:C2	1:1G:1387:G:C8	2.96	0.52
1:1G:1414:U:H2'	1:1G:1415:G:C8	2.45	0.52
2:12:83:MET:SD	2:12:234:PRO:HB2	2.48	0.52

Continued on next page...

Continued from previous page...

Atom-1	Atom-2	Interatomic distance (Å)	Clash overlap (Å)
9:82:51:ARG:HG3	9:82:56:LEU:HB2	1.92	0.52
20:BA:67:ALA:O	20:BA:73:HIS:ND1	2.43	0.52
26:14:304:G:H2'	26:14:305:U:C6	2.44	0.52
26:14:336:C:OP1	49:C5:83:THR:HG23	2.08	0.52
26:14:576:U:H5	63:14:4438:HOH:O	1.91	0.52
26:14:833:U:O3'	59:M5:57:ARG:NH2	2.40	0.52
26:14:1069:A:H2'	26:14:1073:A:H62	1.75	0.52
26:14:1188:U:C2'	26:14:1189:A:H5'	2.39	0.52
26:14:1542:G:O6	26:14:1543:A:N6	2.43	0.52
26:14:2190:G:H2'	26:14:2191:G:H1'	1.90	0.52
26:14:2667:C:N3	33:59:110:SER:HB3	2.24	0.52
63:14:3737:HOH:O	30:29:135:HIS:CE1	2.60	0.52
27:1J:50:G:OP1	43:65:63:THR:OG1	2.21	0.52
31:39:110:LEU:HD21	31:39:181:LEU:HD22	1.90	0.52
43:65:106:ARG:H	43:65:106:ARG:HE	1.58	0.52
48:B5:49:VAL:HG21	48:B5:89:ILE:HD11	1.90	0.52
50:D5:92:SER:O	50:D5:94:GLU:HG2	2.09	0.52
1:13:418:C:H2'	1:13:419:C:C6	2.43	0.52
1:13:612:C:O2	1:13:629:G:N2	2.42	0.52
21:1F:12:LYS:O	21:1F:16:GLY:N	2.40	0.52
26:1H:1790:C:H5''	26:1H:1791:A:OP1	2.09	0.52
26:1H:2880:C:H1'	42:98:92:GLY:O	2.09	0.52
28:71:40:THR:HA	28:71:178:ALA:HB3	1.92	0.52
36:38:4:LYS:O	36:38:7:VAL:HG13	2.09	0.52
36:38:17:LEU:HB3	36:38:66:LEU:HD13	1.90	0.52
36:38:46:GLN:O	36:38:47:ASN:ND2	2.39	0.52
37:48:71:THR:HG21	37:48:111:LYS:HA	1.90	0.52
38:58:97:ARG:HA	38:58:100:GLU:HB2	1.91	0.52
49:G8:29:GLU:H	49:G8:38:ILE:HG23	1.74	0.52
50:H8:128:VAL:HB	50:H8:161:VAL:HG12	1.91	0.52
1:1G:1203:C:H2'	1:1G:1204:A:O4'	2.10	0.52
16:7A:21:VAL:HG22	16:7A:33:ILE:HB	1.90	0.52
19:AA:58:VAL:O	19:AA:60:VAL:N	2.42	0.52
23:2L:62:C:H2'	23:2L:63:C:H6	1.74	0.52
26:14:25:U:H5''	47:A5:80:PRO:HD3	1.90	0.52
26:14:1000:A:C6	26:14:1001:A:N1	2.78	0.52
26:14:1043:C:H42	26:14:1112:G:H1	1.57	0.52
26:14:1288:U:C2	26:14:1327:C:O2	2.63	0.52
26:14:2675:A:H4'	39:25:29:ASN:ND2	2.25	0.52
32:49:72:ARG:HB3	32:49:85:GLY:HA2	1.92	0.52
49:C5:19:LYS:HG3	49:C5:19:LYS:O	2.08	0.52

Continued on next page...

Continued from previous page...

Atom-1	Atom-2	Interatomic distance (Å)	Clash overlap (Å)
51:E5:53:MET:HG3	51:E5:59:LEU:CD2	2.36	0.52
59:M5:40:GLU:HA	59:M5:43:GLN:HB3	1.92	0.52
1:13:1366:C:H2'	1:13:1367:C:C6	2.43	0.52
11:2I:124:LYS:HE3	11:2I:125:PHE:CZ	2.45	0.52
12:3I:6:THR:OG1	12:3I:9:GLN:HG3	2.09	0.52
26:1H:33:U:O2'	26:1H:34:C:O2	2.21	0.52
26:1H:885:C:C4	26:1H:886:C:H1'	2.44	0.52
26:1H:1510:A:H2'	26:1H:1510:A:N3	2.25	0.52
26:1H:1678:G:N2	26:1H:1989:G:N2	2.48	0.52
26:1H:1889:A:N1	26:1H:2234:G:H1'	2.24	0.52
33:51:16:SER:O	33:51:17:VAL:HG23	2.09	0.52
36:38:19:ARG:NH1	36:38:86:PRO:HD3	2.24	0.52
37:48:78:ILE:HG12	37:48:131:ALA:HB2	1.91	0.52
40:78:2:LYS:HG3	40:78:4:SER:H	1.75	0.52
48:F8:5:TYR:CE1	53:K8:30:ARG:HG3	2.45	0.52
51:I8:24:LYS:O	51:I8:25:ARG:NH1	2.40	0.52
1:1G:186(A):C:H4'	20:BA:85:MET:HB2	1.91	0.52
1:1G:574:A:OP2	63:1G:1819:HOH:O	2.19	0.52
1:1G:942:G:C2	1:1G:1342:C:C2	2.97	0.52
10:1A:79:ARG:O	10:1A:83:GLU:HB2	2.09	0.52
22:1L:73:C:O2'	22:1L:74:A:H8	1.92	0.52
24:3L:59:A:OP1	24:3L:59:A:H3'	2.10	0.52
26:14:161:U:H5'	26:14:171:G:H21	1.74	0.52
26:14:1568:G:H5'	29:19:60:ARG:HA	1.91	0.52
26:14:1820:U:H4'	26:14:1821:A:OP2	2.10	0.52
26:14:1997:G:H5''	63:14:3964:HOH:O	2.10	0.52
35:69:128:LEU:O	35:69:137:PRO:HA	2.10	0.52
40:35:39:LYS:HB2	40:35:45:LEU:HD11	1.90	0.52
1:13:377:G:H5'	16:7I:5:ARG:NH1	2.25	0.52
1:13:688:G:H2'	1:13:689:C:C6	2.45	0.52
1:13:1217:C:OP1	14:5I:9:LYS:NZ	2.40	0.52
1:13:1342:C:O2'	9:8E:124:GLN:HG3	2.10	0.52
4:3E:112:VAL:HG12	4:3E:116:GLN:OE1	2.09	0.52
11:2I:72:ALA:HB1	11:2I:77:MET:HE3	1.92	0.52
16:7I:22:THR:OG1	16:7I:32:TYR:HA	2.09	0.52
26:1H:654(A):A:H2	26:1H:654(T):A:N1	2.07	0.52
26:1H:1710:C:H42	26:1H:1748:G:H1	1.57	0.52
26:1H:2160:G:C5	26:1H:2161:C:H1'	2.45	0.52
26:1H:2210:G:H3'	26:1H:2211:G:C8	2.45	0.52
26:1H:2376:A:H2'	26:1H:2377:A:O4'	2.09	0.52
32:41:110:ALA:HA	32:41:140:ILE:O	2.09	0.52

Continued on next page...

Continued from previous page...

Atom-1	Atom-2	Interatomic distance (Å)	Clash overlap (Å)
38:58:70:LYS:HE3	38:58:72:TYR:CE1	2.38	0.52
45:C8:75:ASN:HB3	45:C8:77:SER:N	2.25	0.52
1:1G:363:A:OP1	12:3A:33:ARG:HD2	2.10	0.52
1:1G:436:C:O3'	4:32:155:LEU:HD21	2.10	0.52
1:1G:1140:C:H2'	1:1G:1141:C:C6	2.44	0.52
1:1G:1391:U:H2'	1:1G:1392:G:C8	2.45	0.52
9:82:24:GLY:HA2	9:82:59:PHE:O	2.09	0.52
11:2A:32:ILE:HD11	11:2A:68:ALA:HB1	1.92	0.52
26:14:850:C:O3'	54:H5:49:LYS:HE2	2.10	0.52
26:14:1062:G:H1'	26:14:1088:A:C8	2.45	0.52
26:14:1257:C:H4'	31:39:83:PHE:CE1	2.45	0.52
33:59:124:GLU:OE1	33:59:133:VAL:HA	2.09	0.52
1:13:445:G:H1	1:13:489:C:H42	1.58	0.52
1:13:738:C:H2'	1:13:739:C:H6	1.74	0.52
1:13:1034:G:O2'	1:13:1035:A:H5'	2.10	0.52
2:1E:6:THR:OG1	2:1E:7:VAL:N	2.43	0.52
6:5E:22:GLU:O	6:5E:26:ILE:HG13	2.09	0.52
10:1I:34:VAL:HG13	10:1I:74:ILE:CG2	2.39	0.52
10:1I:39:PRO:HB3	10:1I:70:ARG:NH1	2.25	0.52
26:1H:552:G:H2'	26:1H:553:U:O4'	2.08	0.52
26:1H:625:G:O6	40:78:107:LYS:NZ	2.33	0.52
26:1H:1831:G:H2'	26:1H:1832:C:H6	1.74	0.52
28:71:202:GLU:OE1	28:71:203:GLY:N	2.41	0.52
31:31:64:ILE:HG23	31:31:65:TRP:CD1	2.44	0.52
37:48:128:ALA:O	37:48:132:ARG:HB3	2.10	0.52
39:68:26:LYS:HB2	39:68:30:ALA:HB2	1.91	0.52
50:H8:109:ALA:HB1	50:H8:142:SER:HB3	1.91	0.52
1:1G:1184:G:H2'	1:1G:1185:G:C8	2.41	0.52
1:1G:1297:C:OP1	13:4A:13:LYS:NZ	2.30	0.52
2:12:8:LYS:O	2:12:10:LEU:N	2.41	0.52
10:1A:7:LYS:HE3	10:1A:71:LEU:HD13	1.91	0.52
14:5A:7:ILE:HB	14:5A:23:ARG:HD3	1.92	0.52
26:14:616:A:C4	31:39:180:GLY:HA3	2.45	0.52
26:14:1441:G:H2'	26:14:1442:G:H8	1.73	0.52
26:14:1665:A:N6	63:14:4107:HOH:O	2.43	0.52
30:29:47:VAL:HG21	30:29:86:PRO:CD	2.40	0.52
31:39:155:LEU:HD23	31:39:186:ILE:HD13	1.92	0.52
33:59:91:GLY:HA3	33:59:94:TYR:HB2	1.91	0.52
46:95:62:LEU:CD2	46:95:95:LEU:HB2	2.39	0.52
1:13:129(A):G:C2	1:13:188:U:O2'	2.63	0.52
4:3E:103:ASN:OD1	4:3E:114:ARG:NH2	2.42	0.52

Continued on next page...

Continued from previous page...

Atom-1	Atom-2	Interatomic distance (Å)	Clash overlap (Å)
13:4I:3:ARG:HG3	13:4I:7:VAL:O	2.10	0.52
13:4I:25:ILE:HD11	13:4I:66:LEU:HD11	1.92	0.52
19:AI:52:TYR:HA	19:AI:56:GLN:O	2.10	0.52
24:3K:52:A:H2'	24:3K:53:G:C8	2.45	0.52
26:1H:631:A:H5'	63:1H:5135:HOH:O	2.10	0.52
26:1H:889:C:H2'	26:1H:890:A:O4'	2.08	0.52
26:1H:1035:U:H2'	26:1H:1036:G:C8	2.45	0.52
28:71:45:ALA:HB1	28:71:47:LEU:HD21	1.90	0.52
29:11:140:THR:HB	29:11:165:ILE:HD11	1.90	0.52
29:11:206:LEU:HA	29:11:211:ARG:HD3	1.91	0.52
32:41:10:LYS:O	32:41:15:VAL:HG23	2.10	0.52
32:41:80:PHE:N	32:41:80:PHE:CD1	2.78	0.52
34:18:20:LEU:HD13	34:18:24:ILE:HG21	1.92	0.52
37:48:11:GLN:OE1	37:48:17:ALA:HB1	2.09	0.52
40:78:15:ARG:HB3	40:78:15:ARG:NH1	2.21	0.52
52:J8:80:LEU:O	52:J8:81:LYS:NZ	2.33	0.52
57:O8:40:CYS:HB2	57:O8:46:HIS:CE1	2.44	0.52
1:1G:107:G:C2	1:1G:108:G:H1'	2.45	0.52
1:1G:1387:G:H2'	1:1G:1388:C:C6	2.45	0.52
3:22:70:VAL:HG12	3:22:72:LYS:H	1.74	0.52
3:22:90:GLU:H	3:22:90:GLU:CD	2.12	0.52
7:62:145:ALA:C	7:62:147:ALA:H	2.13	0.52
11:2A:67:ASP:OD2	11:2A:71:LYS:NZ	2.32	0.52
19:AA:23:ASN:N	19:AA:23:ASN:OD1	2.43	0.52
24:3L:42:G:H2'	24:3L:43:A:O4'	2.10	0.52
26:14:833:U:H2'	26:14:834:C:C6	2.45	0.52
26:14:2287:A:H2	26:14:2346:A:H2	1.58	0.52
26:14:2360:A:H8	26:14:2360:A:O5'	1.92	0.52
49:C5:20:TYR:CZ	49:C5:42:VAL:HA	2.44	0.52
1:13:209:U:H5'	1:13:210:U:OP2	2.09	0.52
1:13:595:G:H1'	1:13:596:C:H5	1.75	0.52
1:13:1238:A:H62	1:13:1301:U:H3	1.57	0.52
7:6E:152:ALA:O	7:6E:155:ARG:NH1	2.42	0.52
9:8E:5:TYR:HE2	9:8E:7:THR:HG1	1.56	0.52
63:1H:4984:HOH:O	35:61:22:LYS:HG2	2.09	0.52
29:11:96:HIS:CD2	29:11:102:LYS:HE2	2.45	0.52
29:11:124:PRO:HG2	29:11:129:ASN:ND2	2.25	0.52
31:31:24:LEU:HD23	31:31:115:ALA:HA	1.90	0.52
36:38:83:TYR:CG	36:38:84:GLU:N	2.77	0.52
41:88:135:ASP:H	41:88:138:ASP:HB2	1.74	0.52
49:G8:30:VAL:HG13	49:G8:37:VAL:HG12	1.91	0.52

Continued on next page...

Continued from previous page...

Atom-1	Atom-2	Interatomic distance (Å)	Clash overlap (Å)
8:72:120:THR:CG2	8:72:123:GLU:H	2.23	0.52
10:1A:47:PHE:CE1	10:1A:63:PHE:HB2	2.45	0.52
13:4A:78:ILE:O	13:4A:81:LEU:HB2	2.10	0.52
17:8A:97:SER:O	17:8A:98:LEU:HD23	2.09	0.52
19:AA:69:HIS:HB3	19:AA:73:GLU:OE1	2.09	0.52
26:14:481:G:OP2	49:C5:47:LYS:HB2	2.09	0.52
26:14:832:G:H21	40:35:53:GLY:HA3	1.75	0.52
26:14:1665:A:H1'	39:25:1:MET:HG3	1.90	0.52
26:14:2119:A:H3'	26:14:2119:A:N3	2.25	0.52
32:49:8:LYS:O	32:49:11:TYR:HB3	2.10	0.52
1:13:1238:A:N3	1:13:1241:G:O2'	2.33	0.51
10:1I:6:ILE:HA	10:1I:97:GLU:O	2.10	0.51
10:1I:7:LYS:O	10:1I:8:LEU:HD23	2.10	0.51
22:1K:14:A:O2'	22:1K:15:G:N7	2.42	0.51
22:1K:38:2MA:H2'	22:1K:39:A:O4'	2.11	0.51
23:2K:21:U:H3'	23:2K:22:A:H5'	1.91	0.51
26:1H:568:U:O4	63:1H:3864:HOH:O	2.19	0.51
26:1H:754:C:H2'	26:1H:755:C:C6	2.45	0.51
26:1H:2250:G:C5	41:88:83:MET:HB3	2.44	0.51
26:1H:2756:U:H1'	26:1H:2757:A:H5''	1.91	0.51
28:71:22:ILE:HD12	28:71:224:ILE:HD12	1.90	0.51
30:21:176:ILE:HB	30:21:181:LEU:HB2	1.91	0.51
36:38:30:GLN:HE22	36:38:55:LYS:HB2	1.75	0.51
41:88:12:GLN:HG2	41:88:73:PRO:HD2	1.92	0.51
45:C8:97:ASP:OD2	45:C8:101:ARG:NH2	2.33	0.51
46:D8:36:PRO:HB2	46:D8:37:VAL:HG22	1.92	0.51
1:1G:666:G:H5'	1:1G:726:C:H1'	1.92	0.51
1:1G:862:C:N4	63:1G:1881:HOH:O	2.38	0.51
1:1G:1371:G:OP1	9:82:11:LYS:HB3	2.10	0.51
4:32:90:GLY:HA3	4:32:204:ILE:HD11	1.93	0.51
4:32:101:LEU:HD23	4:32:121:VAL:HG11	1.92	0.51
26:14:71:A:C2	48:B5:31:HIS:CE1	2.98	0.51
26:14:141:A:C8	26:14:1408:C:H1'	2.44	0.51
26:14:581:C:H2'	26:14:582:G:H8	1.75	0.51
26:14:589:C:H2'	26:14:590:A:H8	1.75	0.51
26:14:654(A):A:H2	26:14:654(T):A:N7	2.07	0.51
26:14:821:A:O2'	26:14:946:G:OP2	2.25	0.51
26:14:1444(A):A:O2'	26:14:1445:C:OP1	2.26	0.51
26:14:2469:A:OP1	26:14:2469:A:H4'	2.09	0.51
30:29:116:VAL:HG23	30:29:120:TRP:HB2	1.92	0.51
32:49:91:ARG:C	32:49:91:ARG:HE	2.13	0.51

Continued on next page...

Continued from previous page...

Atom-1	Atom-2	Interatomic distance (Å)	Clash overlap (Å)
33:59:2:SER:OG	33:59:3:ARG:N	2.43	0.51
38:15:35:ARG:HB3	38:15:42:TRP:HZ3	1.74	0.51
44:75:26:ASP:OD1	44:75:120:ARG:NH2	2.38	0.51
45:85:50:ARG:HG2	45:85:53:ARG:HH21	1.75	0.51
49:C5:18:GLY:C	49:C5:20:TYR:H	2.12	0.51
53:G5:23:LYS:HA	53:G5:26:ARG:NH1	2.24	0.51
1:13:474:G:H8	1:13:474:G:O5'	1.93	0.51
1:13:807:A:H2'	1:13:808:C:C6	2.45	0.51
2:1E:92:TYR:CZ	2:1E:151:GLY:HA3	2.44	0.51
2:1E:121:LEU:HA	2:1E:124:SER:HB2	1.91	0.51
20:BI:49:ALA:HB3	20:BI:99:LEU:HG	1.92	0.51
26:1H:232:G:H5''	26:1H:232:G:C8	2.39	0.51
26:1H:787:U:H5''	26:1H:788:A:H5'	1.91	0.51
26:1H:1538:G:H2'	26:1H:1539:G:C8	2.46	0.51
26:1H:2432:A:C4	52:J8:33:LYS:HG2	2.45	0.51
27:16:44:G:H1'	27:16:47:C:H41	1.75	0.51
36:38:36:GLU:HB2	36:38:104:ILE:HB	1.92	0.51
40:78:33:ARG:HG2	40:78:40:SER:HA	1.92	0.51
44:B8:54:ARG:HA	44:B8:59:THR:HG23	1.91	0.51
50:H8:97:GLU:HB3	50:H8:125:LEU:HD11	1.93	0.51
1:1G:41:G:H2'	1:1G:42:G:H8	1.70	0.51
1:1G:1018:C:H2'	1:1G:1019:C:O4'	2.10	0.51
1:1G:1220:G:O3'	19:AA:36:ARG:HD3	2.10	0.51
2:12:137:ARG:NH1	2:12:137:ARG:O	2.43	0.51
4:32:19:LEU:HB2	4:32:21:LEU:CD1	2.40	0.51
4:32:79:PHE:O	4:32:82:ALA:N	2.43	0.51
11:2A:54:ARG:NH2	24:3L:41:C:OP1	2.43	0.51
26:14:608:A:H2'	26:14:609:A:C8	2.45	0.51
26:14:1359:A:N7	26:14:1372:U:O4	2.43	0.51
26:14:1515:C:H2'	26:14:1516:U:C6	2.45	0.51
26:14:2734:A:H2'	26:14:2735:G:O4'	2.10	0.51
49:C5:46:LYS:HB3	49:C5:61:ILE:H	1.76	0.51
1:13:313:A:H2'	1:13:314:C:H6	1.74	0.51
1:13:375:U:O3'	16:7I:6:LEU:HB2	2.10	0.51
6:5E:16:GLN:HA	6:5E:19:LEU:HB2	1.92	0.51
7:6E:113:GLU:HB2	7:6E:118:VAL:HG13	1.92	0.51
7:6E:117:ALA:O	7:6E:121:ALA:N	2.41	0.51
9:8E:59:PHE:CZ	9:8E:88:TYR:HE2	2.25	0.51
18:9I:70:ILE:O	18:9I:74:ARG:HG3	2.11	0.51
24:3K:2:C:O5'	24:3K:2:C:H6	1.92	0.51
26:1H:234:C:H2'	26:1H:235:U:C6	2.44	0.51

Continued on next page...

Continued from previous page...

Atom-1	Atom-2	Interatomic distance (Å)	Clash overlap (Å)
26:1H:844:C:H3'	26:1H:845:G:C8	2.45	0.51
26:1H:2101:G:H1	26:1H:2188:C:H42	1.57	0.51
26:1H:2124:G:H1	26:1H:2174:C:N4	2.08	0.51
26:1H:2518:A:H5'	26:1H:2518:A:H8	1.73	0.51
26:1H:2630:G:H2'	26:1H:2631:G:H8	1.75	0.51
43:A8:68:GLN:HG3	43:A8:71:ARG:NH1	2.25	0.51
44:B8:50:ILE:HD11	44:B8:102:ILE:CD1	2.39	0.51
1:1G:1320:C:H2'	1:1G:1321:C:H6	1.75	0.51
8:72:28:ALA:HB3	8:72:57:PRO:HB2	1.92	0.51
12:3A:41:ARG:HB3	12:3A:41:ARG:NH1	2.24	0.51
17:8A:18:THR:OG1	17:8A:69:LYS:NZ	2.19	0.51
23:2L:48:U:H1'	23:2L:49:C:P	2.50	0.51
26:14:1963:U:O2	26:14:1963:U:H5''	2.10	0.51
26:14:2086:U:H2'	26:14:2087:G:C8	2.46	0.51
26:14:2114:A:C5'	26:14:2117:A:H5'	2.40	0.51
26:14:2125:G:H21	26:14:2173:A:N6	2.08	0.51
26:14:2520:C:H41	26:14:2542:A:N6	2.04	0.51
29:19:137:PRO:HG2	29:19:140:THR:OG1	2.10	0.51
31:39:103:LYS:HA	31:39:106:ARG:HG3	1.93	0.51
41:45:65:PHE:O	41:45:104:PHE:HA	2.10	0.51
41:45:78:PRO:HD3	41:45:87:LYS:HB2	1.92	0.51
42:55:78:LYS:O	42:55:83:ILE:HG13	2.10	0.51
46:95:38:LEU:HD22	46:95:55:ALA:C	2.30	0.51
47:A5:29:LEU:HD21	47:A5:33:ARG:CZ	2.41	0.51
1:13:454:C:H3'	1:13:455:C:C6	2.46	0.51
1:13:1191:A:H5''	3:2E:4:LYS:NZ	2.26	0.51
1:13:1397:C:H4'	1:13:1398:A:OP2	2.10	0.51
8:7E:39:LEU:HD11	8:7E:111:ILE:HD11	1.92	0.51
13:4I:27:LYS:HA	13:4I:31:LYS:HZ3	1.76	0.51
20:BI:10:LEU:HG	20:BI:12:ALA:HB3	1.92	0.51
26:1H:83:G:O6	63:1H:3950:HOH:O	2.18	0.51
26:1H:84:A:H5''	49:G8:8:LYS:HB3	1.92	0.51
26:1H:188:G:H5''	52:J8:14:VAL:HG21	1.92	0.51
26:1H:265:A:H1'	26:1H:266:G:O4'	2.10	0.51
26:1H:831:G:N2	40:78:53:GLY:O	2.43	0.51
26:1H:960:A:H2'	26:1H:962:G:H5'	1.93	0.51
26:1H:987:G:O2'	26:1H:1000:A:N3	2.35	0.51
26:1H:1805:U:O2	29:11:50:THR:HB	2.11	0.51
26:1H:2261:C:H1'	26:1H:2388:A:N3	2.25	0.51
26:1H:2439:A:P	26:1H:2439:A:H3'	2.51	0.51
26:1H:2659:G:O6	63:1H:3958:HOH:O	2.19	0.51

Continued on next page...

Continued from previous page...

Atom-1	Atom-2	Interatomic distance (Å)	Clash overlap (Å)
26:1H:2820:A:O2'	26:1H:2821:A:OP1	2.24	0.51
30:21:201:THR:HG22	30:21:202:LYS:H	1.75	0.51
31:31:111:ALA:HB2	31:31:206:ILE:HD12	1.92	0.51
36:38:4:LYS:CG	36:38:6:ASN:HB2	2.40	0.51
36:38:15:GLU:O	36:38:16:ASN:ND2	2.42	0.51
37:48:20:ALA:O	37:48:25:PRO:HD2	2.11	0.51
40:78:64:LYS:O	59:Q8:30:ARG:NH2	2.44	0.51
53:K8:23:LYS:NZ	53:K8:27:GLU:OE2	2.37	0.51
57:O8:41:PRO:HD2	57:O8:46:HIS:H	1.75	0.51
58:P8:12:ARG:NH2	58:P8:44:PRO:HB3	2.26	0.51
1:1G:191(F):U:H2'	1:1G:191:G:C8	2.45	0.51
1:1G:570:G:H2'	1:1G:571:U:C6	2.45	0.51
1:1G:1151:A:O2'	1:1G:1152:A:O5'	2.29	0.51
1:1G:1286:A:H5'	21:1B:25:LYS:HE3	1.92	0.51
3:22:129:ALA:HB3	3:22:132:ARG:HB3	1.92	0.51
7:62:73:MET:CB	7:62:90:GLU:HA	2.40	0.51
23:2L:8:4SU:C2	23:2L:14:A:H62	2.22	0.51
26:14:274:G:H2'	26:14:275:G:O4'	2.10	0.51
26:14:1657:C:H2'	26:14:1658:C:C6	2.45	0.51
31:39:7:TYR:O	31:39:15:SER:HA	2.10	0.51
33:59:7:LEU:N	33:59:8:PRO:HD2	2.25	0.51
35:69:72:LEU:HD21	35:69:107:VAL:HG21	1.92	0.51
38:15:47:ALA:HB2	38:15:112:LEU:HD21	1.92	0.51
39:25:2:ILE:HD12	39:25:6:THR:HG21	1.92	0.51
43:65:106:ARG:HE	43:65:106:ARG:N	2.09	0.51
47:A5:65:LEU:CD1	47:A5:68:ARG:HD3	2.41	0.51
2:1E:15:VAL:HG23	2:1E:213:LEU:HD21	1.92	0.51
4:3E:22:LYS:HB2	61:3E:303:SF4:S4	2.50	0.51
11:2I:78:GLN:O	11:2I:103:LEU:HB2	2.11	0.51
26:1H:748:G:C8	47:E8:89:ALA:HB1	2.45	0.51
26:1H:2807:G:H3'	26:1H:2808:U:H5''	1.92	0.51
29:11:27:THR:O	29:11:27:THR:OG1	2.14	0.51
32:41:107:LEU:HD21	32:41:178:PHE:CD1	2.46	0.51
35:61:40:THR:O	35:61:44:LEU:HB2	2.10	0.51
40:78:59:LEU:HD11	59:Q8:10:ALA:HA	1.93	0.51
49:G8:45:VAL:HG22	49:G8:46:LYS:H	1.75	0.51
50:H8:28:MET:HB2	50:H8:37:VAL:HG11	1.92	0.51
50:H8:60:GLU:O	50:H8:61:LEU:HB3	2.10	0.51
1:1G:685:G:C2	1:1G:686:U:C4	2.98	0.51
26:14:1108:U:H2'	26:14:1109:C:O4'	2.11	0.51
26:14:2342:C:O2	26:14:2374:C:H4'	2.10	0.51

Continued on next page...

Continued from previous page...

Atom-1	Atom-2	Interatomic distance (Å)	Clash overlap (Å)
39:25:63:VAL:O	39:25:64:ARG:HG3	2.11	0.51
41:45:21:THR:CG2	41:45:23:GLY:HA3	2.41	0.51
42:55:78:LYS:O	42:55:82:GLU:HG2	2.11	0.51
44:75:15:VAL:HG23	44:75:79:HIS:CE1	2.46	0.51
1:13:90:C:H5'	1:13:91:C:OP2	2.10	0.51
1:13:371:G:O2'	1:13:373:A:N7	2.42	0.51
1:13:674:G:N2	1:13:717:C:O2	2.43	0.51
1:13:1165:C:H2'	1:13:1166:G:O4'	2.11	0.51
1:13:1176:A:H3'	1:13:1177:G:H5''	1.93	0.51
2:1E:31:TYR:O	2:1E:42:ILE:HA	2.11	0.51
10:1I:57:LYS:HD2	10:1I:60:ARG:NH2	2.26	0.51
12:3I:39:VAL:HG11	12:3I:41:ARG:HD2	1.91	0.51
14:5I:3:ARG:HG3	63:5I:202:HOH:O	2.10	0.51
14:5I:15:LYS:HG2	14:5I:16:PHE:CD2	2.46	0.51
18:9I:32:ARG:NH1	18:9I:65:ILE:HD13	2.26	0.51
26:1H:1512:G:H2'	26:1H:1513:C:C6	2.45	0.51
26:1H:2840:C:O3'	42:98:53:HIS:NE2	2.44	0.51
29:11:147:LEU:HD22	29:11:155:LEU:HD11	1.91	0.51
36:38:6:ASN:O	36:38:10:LEU:HB2	2.11	0.51
36:38:12:THR:HG22	36:38:15:GLU:N	2.26	0.51
40:78:19:VAL:HG12	63:78:305:HOH:O	2.10	0.51
41:88:11:LYS:HE2	41:88:88:GLY:O	2.11	0.51
1:1G:281:G:H8	1:1G:281:G:OP2	1.92	0.51
1:1G:1256:A:N6	1:1G:1277:C:H3'	2.26	0.51
4:32:119:GLN:O	4:32:123:HIS:CD2	2.64	0.51
9:82:26:VAL:HG22	9:82:61:ALA:N	2.26	0.51
10:1A:4:ILE:HB	10:1A:74:ILE:HD11	1.92	0.51
21:1B:2:GLY:C	21:1B:4:GLY:H	2.13	0.51
26:14:957:A:N6	26:14:2459:A:C8	2.78	0.51
26:14:1405:U:H2'	26:14:1406:U:C6	2.46	0.51
26:14:2033:A:OP1	63:14:3886:HOH:O	2.19	0.51
26:14:2336:A:H61	51:E5:43:THR:HG21	1.76	0.51
30:29:53:PRO:O	30:29:54:GLN:HB2	2.10	0.51
30:29:66:HIS:CG	30:29:67:PHE:N	2.79	0.51
32:49:20:ILE:HG23	32:49:25:TYR:HB2	1.93	0.51
32:49:66:GLN:NE2	32:49:94:LEU:HD23	2.25	0.51
35:69:120:ILE:HG22	35:69:122:GLU:H	1.75	0.51
35:69:125:GLU:OE1	35:69:141:LYS:HB2	2.11	0.51
39:25:73:ASP:OD2	44:75:32:TYR:OH	2.15	0.51
41:45:81:VAL:O	41:45:82:ARG:HG2	2.11	0.51
43:65:36:TYR:H	43:65:36:TYR:HD1	1.57	0.51

Continued on next page...

Continued from previous page...

Atom-1	Atom-2	Interatomic distance (Å)	Clash overlap (Å)
49:C5:76:CYS:HB2	49:C5:82:PRO:HG3	1.91	0.51
50:D5:26:GLY:HA3	50:D5:86:VAL:O	2.10	0.51
1:13:517:G:N1	1:13:533:A:OP2	2.36	0.51
1:13:738:C:H2'	1:13:739:C:C6	2.45	0.51
2:1E:144:ARG:HB2	2:1E:144:ARG:HH11	1.76	0.51
2:1E:155:LEU:HD11	2:1E:159:PRO:HD3	1.93	0.51
16:7I:58:TYR:O	16:7I:62:VAL:HG22	2.10	0.51
26:1H:34:C:O2'	26:1H:35:G:OP2	2.26	0.51
26:1H:818:G:H4'	26:1H:838:C:O3'	2.10	0.51
26:1H:2751:G:H1'	33:51:3:ARG:NH2	2.25	0.51
28:7I:214:VAL:HG23	28:7I:224:ILE:HD13	1.92	0.51
29:11:33:LEU:HD23	29:11:33:LEU:H	1.76	0.51
35:61:77:LEU:HD13	35:61:140:LEU:HB3	1.91	0.51
39:68:86:ILE:HG22	39:68:94:ARG:HB2	1.93	0.51
41:88:66:ILE:HD12	41:88:67:ARG:N	2.26	0.51
44:B8:20:PRO:HG2	44:B8:86:ILE:O	2.10	0.51
54:L8:3:ARG:HB2	54:L8:59:VAL:HG13	1.92	0.51
1:1G:198:G:OP2	1:1G:198:G:H8	1.93	0.51
1:1G:216:G:O2'	1:1G:217:C:O5'	2.29	0.51
1:1G:250:A:H4'	1:1G:251:G:O5'	2.11	0.51
1:1G:1053:G:H5'	1:1G:1054:C:H3'	1.92	0.51
2:12:5:ILE:HD12	2:12:59:GLU:HB2	1.93	0.51
4:32:71:SER:HB3	4:32:74:GLN:HB2	1.92	0.51
10:1A:49:VAL:HG11	14:5A:45:ARG:HG3	1.93	0.51
12:3A:27:LEU:O	12:3A:29:GLY:N	2.44	0.51
13:4A:79:LYS:HD2	13:4A:82:MET:N	2.25	0.51
15:6A:87:ILE:O	15:6A:88:ARG:HB2	2.11	0.51
26:14:39:C:H2'	26:14:40:C:C6	2.46	0.51
26:14:65:C:H2'	26:14:66:C:C6	2.46	0.51
26:14:839:U:H2'	26:14:840:C:C6	2.45	0.51
26:14:1171:G:O2'	26:14:1173:G:O4'	2.24	0.51
28:79:35:ALA:HB1	28:79:37:PHE:CE1	2.46	0.51
30:29:68:ALA:C	30:29:70:ALA:H	2.14	0.51
30:29:107:THR:O	30:29:190:GLY:HA2	2.11	0.51
33:59:139:GLN:HG3	33:59:140:LYS:N	2.25	0.51
38:15:91:LEU:HA	38:15:95:PRO:HB3	1.92	0.51
1:13:266:G:H5''	1:13:267:C:C5	2.45	0.51
1:13:836:G:H1	1:13:850:U:H3	1.59	0.51
1:13:1051:C:H2'	1:13:1052:U:C6	2.45	0.51
1:13:1347:G:H22	1:13:1374:A:P	2.33	0.51
1:13:1442:G:C6	1:13:1446:A:C6	2.99	0.51

Continued on next page...

Continued from previous page...

Atom-1	Atom-2	Interatomic distance (Å)	Clash overlap (Å)
12:3I:47:LYS:HB2	12:3I:48:PRO:HA	1.92	0.51
12:3I:53:ARG:HB3	12:3I:69:TYR:HE1	1.76	0.51
26:1H:182:A:H2	26:1H:433:C:O2	1.93	0.51
26:1H:1899:G:N2	26:1H:1902:C:C5	2.79	0.51
26:1H:2688:U:C5	26:1H:2720:U:OP2	2.64	0.51
31:31:116:ASP:O	31:31:120:GLU:HG3	2.11	0.51
44:B8:26:ASP:HB3	44:B8:92:GLY:N	2.26	0.51
50:H8:103:ARG:O	50:H8:139:VAL:N	2.40	0.51
1:1G:408:A:H2'	1:1G:409:G:O4'	2.11	0.51
1:1G:1352:C:OP1	21:1B:3:LYS:NZ	2.37	0.51
1:1G:1478:C:H2'	1:1G:1479:C:H6	1.74	0.51
6:52:11:ASN:O	6:52:14:LEU:HD22	2.11	0.51
7:62:87:VAL:N	7:62:88:PRO:HD3	2.25	0.51
10:1A:33:GLN:H	10:1A:75:ILE:HG12	1.75	0.51
10:1A:54:PHE:CG	10:1A:55:LYS:HG3	2.45	0.51
11:2A:21:ILE:HG12	11:2A:30:VAL:HG12	1.92	0.51
23:2L:15:G:N2	23:2L:22:A:N3	2.58	0.51
26:14:1412:A:H2'	26:14:1413:G:C8	2.45	0.51
26:14:1519:G:H2'	26:14:1520:U:O4'	2.11	0.51
26:14:1786:A:H2	26:14:2606:C:H1'	1.75	0.51
26:14:1812:A:O2'	29:19:45:ASN:HB3	2.11	0.51
26:14:2142:C:H2'	26:14:2143:C:C6	2.46	0.51
33:59:10:PRO:HG2	33:59:50:VAL:HG13	1.91	0.51
33:59:99:VAL:HG11	33:59:103:LEU:CA	2.40	0.51
33:59:99:VAL:HG11	33:59:103:LEU:HA	1.93	0.51
47:A5:86:LEU:HD12	47:A5:87:PRO:HD2	1.93	0.51
54:H5:30:ARG:HG3	54:H5:31:LEU:O	2.11	0.51
1:13:1:U:C2	1:13:630:G:H1'	2.45	0.51
1:13:765:G:H5''	1:13:766:A:OP1	2.11	0.51
1:13:1036:G:H3'	1:13:1037:C:C6	2.46	0.51
26:1H:1771:C:H1'	26:1H:1786:A:C8	2.46	0.51
26:1H:2572:A:N7	30:21:144:ARG:HD2	2.26	0.51
26:1H:2645:G:N2	26:1H:2767:C:OP2	2.44	0.51
36:38:62:ALA:O	36:38:63:LEU:HB2	2.10	0.51
41:88:21:THR:HG22	41:88:99:PRO:O	2.11	0.51
43:A8:88:ASP:OD1	43:A8:89:ARG:N	2.44	0.51
49:G8:34:LYS:O	49:G8:34:LYS:HD3	2.11	0.51
50:H8:9:TYR:CE1	50:H8:35:ARG:HG2	2.45	0.51
50:H8:105:VAL:N	50:H8:139:VAL:O	2.41	0.51
51:I8:53:MET:HG3	51:I8:59:LEU:HD23	1.93	0.51
1:1G:607:A:H2'	1:1G:608:A:O4'	2.11	0.51

Continued on next page...

Continued from previous page...

Atom-1	Atom-2	Interatomic distance (Å)	Clash overlap (Å)
1:1G:1243:C:OP1	21:1B:10:ARG:CZ	2.59	0.51
1:1G:1262:C:N4	1:1G:1273:G:H1	2.05	0.51
1:1G:1288:A:H4'	21:1B:13:ILE:HD13	1.92	0.51
7:62:23:VAL:O	7:62:27:ILE:HG12	2.10	0.51
8:72:44:PHE:HA	8:72:79:VAL:HG11	1.93	0.51
16:7A:43:LYS:HG2	16:7A:48:TRP:CG	2.45	0.51
16:7A:75:ARG:HG3	16:7A:80:PHE:CD2	2.46	0.51
17:8A:67:LYS:O	17:8A:69:LYS:N	2.44	0.51
18:9A:22:VAL:C	18:9A:24:ALA:H	2.13	0.51
26:14:522:G:H2'	26:14:523:C:C6	2.46	0.51
26:14:768:G:O2'	26:14:1379:A:N6	2.44	0.51
26:14:1899:G:N2	26:14:1902:C:N4	2.51	0.51
26:14:2701:C:C3'	26:14:2702:U:H5''	2.32	0.51
31:39:127:GLU:HB2	31:39:196:LEU:HD23	1.92	0.51
33:59:26:VAL:CG1	33:59:33:LEU:HB2	2.41	0.51
40:35:90:ARG:HG3	40:35:91:PHE:H	1.75	0.51
43:65:36:TYR:HA	43:65:52:SER:HB3	1.92	0.51
46:95:12:TYR:OH	46:95:22:VAL:HG23	2.11	0.51
48:B5:63:LYS:O	48:B5:63:LYS:HD2	2.11	0.51
52:F5:41:ARG:HD3	52:F5:43:TYR:CE1	2.46	0.51
1:13:199:G:H2'	1:13:200:G:H8	1.76	0.51
1:13:827:U:C5	1:13:870:U:C4	2.99	0.51
1:13:1255:G:H2'	1:13:1258:G:H21	1.76	0.51
1:13:1391:U:H2'	1:13:1392:G:H8	1.71	0.51
1:13:1525:G:OP2	11:2I:120:ARG:NH2	2.44	0.51
7:6E:102:ARG:O	7:6E:106:GLN:HG3	2.11	0.51
24:3K:9:A:O2'	24:3K:10:G:N7	2.41	0.51
26:1H:898:C:H5'	26:1H:899:A:OP2	2.10	0.51
26:1H:943:U:OP1	40:78:36:LYS:HG2	2.11	0.51
26:1H:1441:G:H2'	26:1H:1442:G:C8	2.46	0.51
26:1H:2112:G:N2	26:1H:2170:A:H61	2.09	0.51
27:16:40:U:H1'	27:16:45:A:N6	2.25	0.51
32:41:47:LYS:HG3	32:41:86:MET:HE3	1.92	0.51
32:41:56:ALA:O	32:41:60:LEU:N	2.44	0.51
39:68:113:LYS:O	39:68:117:LEU:HG	2.11	0.51
43:A8:51:ALA:HB3	43:A8:73:LEU:HG	1.92	0.51
45:C8:75:ASN:HB2	45:C8:78:THR:OG1	2.10	0.51
1:1G:247:G:OP2	17:8A:100:LYS:N	2.44	0.51
1:1G:345:C:O3'	44:75:41:ARG:NH2	2.44	0.51
1:1G:631:G:H1'	1:1G:632:A:H5'	1.92	0.51
2:12:12:GLU:OE1	2:12:16:HIS:HB2	2.11	0.51

Continued on next page...

Continued from previous page...

Atom-1	Atom-2	Interatomic distance (Å)	Clash overlap (Å)
2:12:21:ARG:HB3	2:12:39:ILE:HG12	1.93	0.51
22:1L:59:A:H4'	22:1L:60:A:OP1	2.11	0.51
26:14:320:A:H4'	26:14:322:A:C8	2.45	0.51
26:14:945:A:C4	26:14:2448:A:C2	2.99	0.51
26:14:1991:U:H2'	26:14:1992:G:H5''	1.92	0.51
26:14:2124:G:N1	28:79:217:THR:O	2.42	0.51
26:14:2485:G:H5''	41:45:46:GLN:HE21	1.76	0.51
32:49:42:GLY:O	32:49:43:LEU:HD13	2.11	0.51
38:15:99:LEU:O	38:15:103:VAL:HG23	2.11	0.51
41:45:78:PRO:HB2	41:45:79:LEU:HG	1.93	0.51
46:95:41:GLY:H	46:95:46:VAL:HG13	1.76	0.51
1:13:37:U:O2'	1:13:500:G:H4'	2.11	0.50
7:6E:150:ALA:HB2	11:2I:50:TYR:CE2	2.45	0.50
10:1I:63:PHE:HA	14:5I:59:ALA:H	1.75	0.50
13:4I:49:THR:HB	13:4I:52:GLU:HG2	1.93	0.50
14:5I:13:THR:N	14:5I:14:PRO:HD2	2.25	0.50
16:7I:71:ARG:O	16:7I:75:ARG:N	2.36	0.50
20:BI:63:ILE:HG22	20:BI:77:ALA:HB1	1.94	0.50
22:1K:6:C:O2'	22:1K:7:G:OP2	2.28	0.50
22:1K:24:A:C5	22:1K:25:G:N7	2.79	0.50
26:1H:960:A:C8	26:1H:962:G:C8	2.98	0.50
26:1H:2339:G:H2'	26:1H:2340:G:C8	2.46	0.50
26:1H:2510:C:H2'	26:1H:2511:U:C6	2.46	0.50
26:1H:2723:C:H5''	42:98:1:MET:HE2	1.92	0.50
26:1H:2785:C:O2'	30:21:64:LYS:HG2	2.11	0.50
43:A8:27:SER:HA	43:A8:88:ASP:HB3	1.92	0.50
47:E8:51:LEU:HD23	47:E8:105:VAL:HG11	1.93	0.50
48:F8:12:VAL:HG22	48:F8:17:ALA:HB2	1.92	0.50
49:G8:55:TYR:N	49:G8:56:PRO:HD3	2.26	0.50
50:H8:69:THR:HA	50:H8:90:VAL:HA	1.92	0.50
55:M8:13:ARG:NH1	55:M8:22:ILE:HG23	2.27	0.50
59:Q8:16:ILE:CD1	59:Q8:59:LYS:HG3	2.41	0.50
1:1G:8:A:C5	4:32:209:ARG:HB2	2.46	0.50
1:1G:328:C:H4'	1:1G:329:A:H5''	1.94	0.50
1:1G:960:U:H4'	1:1G:961:U:C5'	2.41	0.50
2:12:74:LYS:HD2	2:12:166:ASP:HB2	1.93	0.50
10:1A:82:ILE:HG22	10:1A:86:MET:SD	2.52	0.50
12:3A:27:LEU:HD22	12:3A:28:LYS:HB3	1.91	0.50
20:BA:46:GLU:HB2	20:BA:48:LYS:HG3	1.91	0.50
24:3L:35:A:O2'	24:3L:36:C:O5'	2.25	0.50
24:3L:77:A:O2'	26:14:2394:C:N3	2.26	0.50

Continued on next page...

Continued from previous page...

Atom-1	Atom-2	Interatomic distance (Å)	Clash overlap (Å)
26:14:132:G:H1	26:14:147:U:H3	1.59	0.50
26:14:304:G:H2'	26:14:305:U:H6	1.76	0.50
26:14:1154:G:O5'	26:14:1154:G:H8	1.94	0.50
26:14:2178:C:H4'	28:79:46:LYS:HD3	1.93	0.50
1:13:1468:A:OP1	63:13:1960:HOH:O	2.20	0.50
3:2E:188:LEU:HD13	3:2E:189:ALA:N	2.26	0.50
6:5E:23:LYS:HD3	6:5E:61:LEU:HD21	1.93	0.50
11:2I:58:PRO:HD3	11:2I:89:ALA:HB1	1.92	0.50
11:2I:86:GLY:N	11:2I:112:THR:OG1	2.30	0.50
16:7I:49:LEU:HD12	16:7I:50:LYS:N	2.26	0.50
26:1H:530:G:C5	26:1H:2022:U:H5''	2.47	0.50
26:1H:721:C:H2'	26:1H:722:A:H8	1.76	0.50
26:1H:1231:G:H2'	26:1H:1232:G:C8	2.47	0.50
26:1H:1420:U:O2'	26:1H:1421:G:OP1	2.26	0.50
26:1H:1464:C:HO2'	26:1H:1528:A:H8	1.58	0.50
26:1H:1510:A:OP1	26:1H:1511:A:H5'	2.11	0.50
26:1H:1607:C:H1'	63:1H:4260:HOH:O	2.10	0.50
26:1H:2093:G:C6	26:1H:2225:A:C8	2.99	0.50
26:1H:2177:C:H5''	28:71:213:TYR:CG	2.45	0.50
29:11:17:THR:CG2	29:11:204:ILE:HA	2.41	0.50
30:21:38:THR:OG1	30:21:40:GLU:HG2	2.11	0.50
30:21:50:GLY:HA2	30:21:77:ILE:HG12	1.92	0.50
30:21:63:LEU:HD23	30:21:63:LEU:O	2.10	0.50
52:J8:17:SER:OG	63:J8:101:HOH:O	2.19	0.50
1:1G:986:A:O2'	19:AA:55:LYS:HG3	2.12	0.50
2:12:144:ARG:HE	2:12:148:TYR:HE2	1.58	0.50
5:42:31:LEU:HD23	5:42:45:PHE:HB2	1.92	0.50
5:42:127:ASN:OD1	5:42:130:ASN:ND2	2.42	0.50
12:3A:28:LYS:HE3	12:3A:33:ARG:HH22	1.76	0.50
24:3L:55:U:H5''	24:3L:56:U:OP2	2.11	0.50
26:14:34:C:O2'	26:14:35:G:H8	1.93	0.50
26:14:972:G:OP2	26:14:974:G:H5''	2.10	0.50
26:14:987:G:O2'	26:14:1000:A:N3	2.36	0.50
26:14:1688:U:O2	26:14:1700:A:H5'	2.11	0.50
26:14:2305:A:H8	32:49:156:ASP:OD1	1.94	0.50
26:14:2542:A:OP1	26:14:2542:A:H4'	2.11	0.50
27:1J:89(A):A:C8	27:1J:90:C:H1'	2.46	0.50
31:39:34:TRP:NE1	40:35:8:PRO:HD3	2.25	0.50
50:D5:59:LEU:HB2	50:D5:61:LEU:HD23	1.93	0.50
52:F5:37:ILE:HD13	52:F5:38:SER:N	2.25	0.50
1:13:157:G:H2'	1:13:158:G:C8	2.46	0.50

Continued on next page...

Continued from previous page...

Atom-1	Atom-2	Interatomic distance (Å)	Clash overlap (Å)
1:13:509:A:H5'	4:3E:54:TYR:HD2	1.75	0.50
1:13:686:U:O4	1:13:703:G:H1'	2.12	0.50
2:1E:59:GLU:HB2	2:1E:221:LEU:CD1	2.42	0.50
9:8E:79:LEU:O	9:8E:83:ARG:HG3	2.11	0.50
17:8I:92:ARG:HG2	17:8I:92:ARG:HH11	1.77	0.50
20:BI:74:LYS:HG2	20:BI:75:ASN:H	1.76	0.50
26:1H:51:G:N3	26:1H:119:A:C2	2.79	0.50
26:1H:806:C:OP2	40:78:41:ARG:HD3	2.11	0.50
26:1H:1420:U:HO2'	26:1H:1421:G:P	2.35	0.50
26:1H:1693:U:O2'	29:11:14:ARG:NH2	2.45	0.50
26:1H:2378:A:H4'	43:A8:23:ARG:NH1	2.26	0.50
37:48:128:ALA:HB1	37:48:132:ARG:HB2	1.92	0.50
42:98:18:LEU:HD11	42:98:22:ARG:CZ	2.41	0.50
44:B8:29:ARG:NH1	44:B8:46:GLU:OE2	2.43	0.50
58:P8:5:TRP:NE1	58:P8:7:PRO:HG3	2.27	0.50
1:1G:45:U:H2'	1:1G:46:G:C8	2.45	0.50
1:1G:474:G:H2'	1:1G:475:G:C8	2.46	0.50
1:1G:892:A:O2'	1:1G:1415:G:H4'	2.12	0.50
1:1G:1489:G:H2'	1:1G:1490:C:O4'	2.11	0.50
4:32:105:VAL:HG13	4:32:110:PHE:HB2	1.92	0.50
5:42:123:LEU:HA	5:42:126:ARG:NH1	2.26	0.50
7:62:18:TYR:HD2	7:62:59:LEU:HD22	1.77	0.50
22:1L:14:A:N6	22:1L:23:G:C5	2.79	0.50
26:14:161:U:C5'	26:14:171:G:H21	2.24	0.50
26:14:194:G:H2'	26:14:195:A:O4'	2.12	0.50
26:14:432:A:H2'	26:14:433:C:O4'	2.12	0.50
26:14:458:G:O2'	58:L5:39:ARG:HD3	2.11	0.50
26:14:674:G:OP2	63:14:3885:HOH:O	2.19	0.50
26:14:751:A:H5'	47:A5:90:ARG:HA	1.93	0.50
26:14:1094:U:H4'	26:14:1097:U:C5	2.45	0.50
26:14:2025:C:OP1	30:29:149:ARG:HD3	2.12	0.50
27:1J:16:G:H2'	27:1J:17:C:C6	2.46	0.50
28:79:28:LEU:HD12	28:79:31:GLU:OE2	2.11	0.50
29:19:148:GLU:HB2	29:19:151:LYS:HD2	1.94	0.50
31:39:192:LEU:HD22	31:39:194:MET:HE2	1.93	0.50
32:49:114:ILE:HG22	32:49:117:PHE:HB2	1.92	0.50
33:59:41:MET:HB3	33:59:54:ARG:CA	2.40	0.50
35:69:93:THR:HG23	35:69:119:PRO:HG3	1.92	0.50
43:65:92:TYR:HB2	43:65:98:VAL:HG21	1.94	0.50
44:75:53:ARG:NH1	44:75:60:THR:HG23	2.26	0.50
50:D5:27:VAL:O	50:D5:87:ASP:HA	2.12	0.50

Continued on next page...

Continued from previous page...

Atom-1	Atom-2	Interatomic distance (Å)	Clash overlap (Å)
1:13:142:G:H2'	1:13:143:A:C8	2.43	0.50
1:13:1160:G:N1	1:13:1177:G:N2	2.60	0.50
2:1E:69:LEU:HD22	2:1E:91:PRO:HG2	1.93	0.50
2:1E:91:PRO:HG3	2:1E:155:LEU:HB2	1.93	0.50
2:1E:215:LEU:O	2:1E:218:ALA:HB3	2.11	0.50
5:4E:76:ILE:HG13	5:4E:93:PRO:HG3	1.93	0.50
15:6I:18:PHE:CE1	15:6I:21:ASP:HB2	2.46	0.50
20:BI:50:GLU:H	20:BI:99:LEU:HD12	1.76	0.50
26:1H:783:A:C8	26:1H:783:A:H3'	2.46	0.50
26:1H:1138:G:H21	38:58:106:MET:HE3	1.76	0.50
26:1H:2577:A:H4'	56:N8:2:ALA:O	2.11	0.50
26:1H:2792:G:C6	26:1H:2805:G:C2	2.99	0.50
26:1H:2897:U:H2'	26:1H:2898:U:H5'	1.93	0.50
32:41:11:TYR:HA	32:41:15:VAL:HB	1.94	0.50
34:18:3:LEU:H	34:18:3:LEU:HD22	1.76	0.50
36:38:50:ARG:HB2	36:38:50:ARG:HH11	1.75	0.50
39:68:90:GLN:O	39:68:91:LEU:HB2	2.12	0.50
40:78:64:LYS:HD2	59:Q8:12:LYS:HB3	1.93	0.50
41:88:139:GLU:O	41:88:140:ALA:HB3	2.11	0.50
43:A8:14:VAL:O	43:A8:18:ILE:HD13	2.10	0.50
43:A8:74:ALA:HB1	43:A8:108:GLY:HA3	1.93	0.50
44:B8:30:VAL:HG23	44:B8:83:ILE:HG23	1.92	0.50
1:1G:20:U:H2'	1:1G:21:G:O4'	2.10	0.50
1:1G:980:C:H3'	1:1G:981:U:C6	2.46	0.50
1:1G:1008:C:H42	1:1G:1021:G:H22	1.59	0.50
1:1G:1208:C:H2'	1:1G:1209:C:H6	1.75	0.50
1:1G:1226:C:N4	13:4A:104:ARG:HD2	2.26	0.50
1:1G:1242:C:O3'	21:1B:10:ARG:NH1	2.45	0.50
15:6A:16:ALA:HB1	15:6A:21:ASP:HB3	1.92	0.50
23:2L:37:U:H2'	23:2L:38:A:O4'	2.12	0.50
23:2L:48:U:H1'	23:2L:49:C:O5'	2.12	0.50
26:14:760:G:O6	63:14:3878:HOH:O	2.18	0.50
26:14:1515:C:H2'	26:14:1516:U:H6	1.76	0.50
26:14:1962:C:O2'	26:14:1964:G:OP2	2.30	0.50
26:14:2320:A:C6	26:14:2333:A:C8	2.99	0.50
32:49:60:LEU:HD12	32:49:90:LEU:HD13	1.93	0.50
35:69:62:LYS:HB2	35:69:133:HIS:NE2	2.25	0.50
40:35:8:PRO:HG2	40:35:13:ASN:ND2	2.24	0.50
1:13:636:U:H2'	1:13:637:G:C8	2.46	0.50
1:13:1079:G:C6	1:13:1080:A:N6	2.79	0.50
1:13:1113:C:H2'	1:13:1114:C:H6	1.76	0.50

Continued on next page...

Continued from previous page...

Atom-1	Atom-2	Interatomic distance (Å)	Clash overlap (Å)
2:1E:180:LEU:O	2:1E:182:ILE:HG13	2.12	0.50
3:2E:131:ARG:CZ	5:4E:50:GLU:HG3	2.42	0.50
7:6E:46:ALA:HB2	7:6E:117:ALA:HB1	1.92	0.50
20:BI:74:LYS:HD2	20:BI:74:LYS:H	1.75	0.50
26:1H:654:A:H2'	26:1H:654(A):A:C8	2.47	0.50
26:1H:722:A:H2'	26:1H:723:G:H8	1.75	0.50
26:1H:994:C:OP1	45:C8:53:ARG:NH2	2.44	0.50
26:1H:1042:G:H1	26:1H:1113:U:H3	1.59	0.50
29:11:14:ARG:HG2	29:11:15:PHE:CE2	2.47	0.50
37:48:132:ARG:HA	37:48:138:VAL:HG23	1.92	0.50
39:68:106:LEU:HD22	39:68:111:PHE:HB2	1.93	0.50
40:78:21:ARG:HD2	63:78:310:HOH:O	2.11	0.50
42:98:101:ALA:HB2	56:N8:44:THR:HB	1.92	0.50
50:H8:10:ARG:HG3	50:H8:36:LYS:HB3	1.94	0.50
50:H8:59:LEU:HD12	50:H8:60:GLU:H	1.77	0.50
57:O8:14:THR:O	57:O8:49:HIS:HA	2.12	0.50
1:1G:536:C:H2'	1:1G:537:G:C8	2.46	0.50
1:1G:677:U:H3	1:1G:713:G:N2	2.08	0.50
1:1G:855:G:OP2	1:1G:871:U:N3	2.37	0.50
1:1G:1087:G:H1	1:1G:1098:C:H42	1.59	0.50
3:22:190:ARG:NH1	3:22:191:THR:O	2.45	0.50
26:14:543:C:N4	26:14:550:G:H1	2.03	0.50
26:14:560:C:C5'	45:85:52:ARG:HH21	2.25	0.50
26:14:900:A:H3'	26:14:901:A:C8	2.43	0.50
26:14:2328:A:H2'	26:14:2329:G:C8	2.47	0.50
32:49:117:PHE:HE1	32:49:120:LEU:HD23	1.77	0.50
40:35:49:ARG:O	59:M5:57:ARG:HG3	2.12	0.50
41:45:136:ALA:HB1	41:45:138:ASP:OD1	2.12	0.50
52:F5:87:PRO:O	52:F5:91:LYS:N	2.42	0.50
56:J5:16:ARG:HG3	56:J5:17:ASP:N	2.25	0.50
1:13:278:G:OP2	17:8I:92:ARG:NH2	2.34	0.50
1:13:640:A:O2'	8:7E:115:SER:HB3	2.12	0.50
1:13:718:G:C4	11:2I:116:HIS:CD2	3.00	0.50
1:13:1177:G:H2'	1:13:1178:G:C4	2.46	0.50
2:1E:214:ILE:HG13	2:1E:215:LEU:N	2.25	0.50
3:2E:134:ILE:HD11	3:2E:153:VAL:HG21	1.93	0.50
9:8E:112:LYS:HD2	9:8E:113:LYS:N	2.26	0.50
14:5I:24:CYS:HB2	14:5I:40:CYS:HB3	1.93	0.50
26:1H:1268:A:OP2	63:1H:3962:HOH:O	2.20	0.50
26:1H:1327:C:OP2	63:1H:3960:HOH:O	2.19	0.50
26:1H:1523:U:H2'	26:1H:1524:G:O4'	2.12	0.50

Continued on next page...

Continued from previous page...

Atom-1	Atom-2	Interatomic distance (Å)	Clash overlap (Å)
30:21:37:ARG:O	30:21:45:THR:HA	2.10	0.50
30:21:54:GLN:O	30:21:55:ASN:HB2	2.12	0.50
32:41:65:GLY:HA2	55:M8:7:PRO:HB2	1.93	0.50
32:41:77:ILE:HG21	32:41:80:PHE:CD2	2.46	0.50
33:51:97:ARG:HB3	33:51:97:ARG:CZ	2.41	0.50
36:38:102:LYS:CE	36:38:103:GLY:H	2.23	0.50
37:48:60:TYR:CE1	37:48:66:THR:HB	2.42	0.50
37:48:82:ALA:HB1	37:48:99:ILE:HD13	1.92	0.50
41:88:110:THR:HG23	41:88:113:GLN:OE1	2.12	0.50
49:G8:85:VAL:O	49:G8:86:ARG:HD3	2.12	0.50
50:H8:109:ALA:N	50:H8:112:ARG:HB2	2.26	0.50
1:1G:428:G:C5	1:1G:430:A:C6	2.99	0.50
1:1G:1125:U:H2'	1:1G:1126:U:C6	2.46	0.50
1:1G:1127:G:HO2'	1:1G:1128:C:H6	1.59	0.50
9:82:71:SER:HA	9:82:74:ILE:HD12	1.93	0.50
26:14:322:A:OP2	31:39:169:ASN:HB2	2.10	0.50
26:14:908:C:OP1	41:45:22:LYS:HD2	2.12	0.50
26:14:2030:A:H2	63:14:3855:HOH:O	1.94	0.50
26:14:2697:G:H2'	26:14:2698:U:O4'	2.12	0.50
30:29:116:VAL:HG11	30:29:138:PRO:HB3	1.93	0.50
31:39:36:VAL:HG11	31:39:183:VAL:HG21	1.93	0.50
31:39:124:LEU:HG	31:39:126:VAL:HG12	1.93	0.50
38:15:59:LYS:HE2	38:15:61:ARG:NH2	2.26	0.50
41:45:91:GLU:HG3	41:45:92:GLY:N	2.25	0.50
43:65:16:ASN:H	43:65:16:ASN:ND2	2.09	0.50
43:65:28:VAL:HG11	43:65:98:VAL:HG13	1.92	0.50
45:85:66:ASN:CB	45:85:76:TYR:HB2	2.41	0.50
4:3E:107:ARG:NH2	4:3E:194:LEU:HD22	2.27	0.50
8:7E:22:GLU:O	8:7E:62:TYR:HA	2.12	0.50
10:1I:35:SER:OG	10:1I:73:ASP:HB2	2.12	0.50
17:8I:65:ILE:HG21	17:8I:69:LYS:HE2	1.93	0.50
22:1K:14:A:N7	22:1K:23:G:C2	2.79	0.50
22:1K:15:G:H22	22:1K:49:C:H42	1.58	0.50
26:1H:536:A:H2'	26:1H:537:C:C6	2.47	0.50
26:1H:664:C:H4'	26:1H:941:A:OP1	2.11	0.50
26:1H:1026:U:H4'	26:1H:1027:A:OP1	2.11	0.50
26:1H:1181:C:O2'	26:1H:1182:A:H5'	2.12	0.50
26:1H:1206:G:C6	26:1H:1207:C:C4	2.99	0.50
26:1H:2024:G:O6	63:1H:3916:HOH:O	2.14	0.50
26:1H:2299:G:O6	63:1H:3959:HOH:O	2.19	0.50
26:1H:2314:C:H2'	26:1H:2315:G:H8	1.77	0.50

Continued on next page...

Continued from previous page...

Atom-1	Atom-2	Interatomic distance (Å)	Clash overlap (Å)
26:1H:2689:U:P	26:1H:2719:G:H22	2.34	0.50
32:41:107:LEU:HD11	32:41:178:PHE:CD1	2.46	0.50
36:38:4:LYS:H	36:38:4:LYS:HD3	1.77	0.50
37:48:128:ALA:HA	37:48:131:ALA:HB3	1.94	0.50
42:98:12:ARG:HD3	42:98:16:HIS:CD2	2.47	0.50
42:98:32:GLY:HA2	42:98:116:LEU:CD1	2.42	0.50
1:1G:142:G:H2'	1:1G:143:A:C8	2.47	0.50
1:1G:1051:C:H2'	1:1G:1052:U:C6	2.47	0.50
3:22:117:ALA:HB2	3:22:200:ALA:HB2	1.93	0.50
4:32:191:ARG:O	4:32:191:ARG:HD3	2.12	0.50
8:72:109:ILE:HG22	8:72:137:VAL:HB	1.92	0.50
10:1A:28:ARG:CZ	10:1A:34:VAL:HB	2.42	0.50
18:9A:32:ARG:HA	18:9A:69:THR:HG21	1.94	0.50
23:2L:2:G:H2'	23:2L:3:C:C6	2.47	0.50
26:14:278:A:H8	26:14:278:A:O5'	1.95	0.50
26:14:1432:C:H2'	26:14:1433:U:O4'	2.09	0.50
26:14:1701:A:H5''	26:14:1702:G:OP2	2.12	0.50
26:14:2062:A:OP1	63:14:3880:HOH:O	2.19	0.50
26:14:2074:U:P	63:14:3804:HOH:O	2.69	0.50
26:14:2611:U:OP1	63:14:3884:HOH:O	2.19	0.50
26:14:2689:U:H4'	26:14:2690:C:H5'	1.94	0.50
29:19:43:ARG:HD2	29:19:43:ARG:N	2.27	0.50
32:49:44:GLY:HA2	32:49:88:ILE:HD11	1.94	0.50
44:75:3:ARG:HG2	44:75:6:LEU:HB2	1.94	0.50
50:D5:40:ASP:HB3	50:D5:43:GLU:HG3	1.93	0.50
50:D5:152:ALA:HB3	50:D5:167:PRO:HA	1.94	0.50
1:13:280:C:H4'	1:13:281:G:OP2	2.11	0.50
1:13:413:G:N2	1:13:428:G:H1'	2.26	0.50
1:13:952:U:O4	13:4I:104:ARG:HD3	2.12	0.50
4:3E:155:LEU:O	4:3E:158:ILE:N	2.34	0.50
9:8E:125:TYR:HD1	9:8E:126:SER:H	1.60	0.50
11:2I:24:SER:C	11:2I:26:ASN:H	2.14	0.50
17:8I:14:LYS:N	17:8I:14:LYS:HD2	2.27	0.50
22:1K:67:C:H2'	22:1K:68:G:O4'	2.12	0.50
24:3K:8:U:O2	24:3K:13:C:N4	2.45	0.50
26:1H:322:A:P	31:31:168:ARG:HH21	2.34	0.50
26:1H:390:A:OP2	52:J8:26:ARG:NH2	2.45	0.50
26:1H:1169:G:H1	26:1H:1180:C:H42	1.59	0.50
26:1H:2345:G:N3	26:1H:2381:C:H2'	2.27	0.50
26:1H:2636:U:H2'	26:1H:2637:U:C6	2.47	0.50
36:38:39:ALA:HB3	36:38:96:PHE:CE2	2.47	0.50

Continued on next page...

Continued from previous page...

Atom-1	Atom-2	Interatomic distance (Å)	Clash overlap (Å)
1:1G:278:G:N7	17:8A:92:ARG:NH2	2.60	0.50
3:22:47:LEU:HD21	3:22:70:VAL:HG22	1.93	0.50
5:42:41:VAL:O	5:42:67:VAL:HG12	2.12	0.50
9:82:29:ASN:HB2	9:82:65:VAL:HG12	1.94	0.50
10:1A:38:ILE:HB	10:1A:71:LEU:HB3	1.94	0.50
17:8A:45:HIS:O	17:8A:73:VAL:HG12	2.11	0.50
26:14:2068:U:N3	26:14:2430:A:H2	2.08	0.50
26:14:2343:C:O2'	26:14:2373:G:O2'	2.06	0.50
26:14:2693:A:H2'	26:14:2694:G:C8	2.45	0.50
27:1J:70:C:H2'	27:1J:71:C:C6	2.43	0.50
29:19:77:ALA:HB2	29:19:97:TYR:CG	2.47	0.50
32:49:53:LEU:HD22	32:49:87:PRO:HB2	1.94	0.50
51:E5:80:HIS:HB3	51:E5:82:ARG:HH21	1.76	0.50
1:13:200:G:H1	1:13:217:C:N4	2.03	0.50
1:13:645:C:H5''	63:13:2218:HOH:O	2.12	0.50
4:3E:108:LEU:HD23	4:3E:110:PHE:CE1	2.46	0.50
19:AI:40:ILE:HG21	19:AI:66:MET:O	2.11	0.50
20:BI:14:LYS:HA	20:BI:17:ARG:HE	1.76	0.50
26:1H:529:A:H4'	26:1H:530:G:H5'	1.94	0.50
26:1H:1101:U:H2'	26:1H:1102:C:H6	1.75	0.50
26:1H:2001:A:H2'	26:1H:2002:G:C8	2.47	0.50
27:16:71:C:C2	27:16:72:G:C8	3.00	0.50
27:16:94:C:H2'	27:16:95:U:H6	1.77	0.50
36:38:16:ASN:O	36:38:22:GLY:HA2	2.12	0.50
1:1G:373:A:N3	1:1G:374:A:C8	2.80	0.50
1:1G:592:G:H1	1:1G:647:C:H42	1.58	0.50
1:1G:717:C:H6	1:1G:717:C:H5''	1.77	0.50
1:1G:992:U:H4'	63:1G:1955:HOH:O	2.11	0.50
12:3A:70:ILE:HG21	12:3A:75:HIS:HD2	1.77	0.50
13:4A:86:CYS:O	13:4A:89:GLY:N	2.32	0.50
22:1L:14:A:O2'	22:1L:15:G:C8	2.64	0.50
26:14:55:G:H2'	26:14:56:A:H8	1.77	0.50
26:14:666:G:H5''	40:35:47:ASP:O	2.12	0.50
26:14:958:U:O2	27:1J:89(A):A:O2'	2.21	0.50
26:14:993:G:N3	46:95:89:GLN:NE2	2.41	0.50
26:14:2702:U:H6	26:14:2702:U:OP1	1.95	0.50
30:29:147:PRO:HB2	30:29:149:ARG:HG3	1.94	0.50
31:39:65:TRP:CZ3	31:39:72:ARG:HB3	2.46	0.50
40:35:95:VAL:HG13	40:35:96:THR:N	2.27	0.50
51:E5:50:ASN:O	51:E5:62:LEU:HB2	2.11	0.50
52:F5:92:LYS:HA	52:F5:95:LEU:HD22	1.94	0.50

Continued on next page...

Continued from previous page...

Atom-1	Atom-2	Interatomic distance (Å)	Clash overlap (Å)
2:1E:82:ARG:HG3	2:1E:92:TYR:CZ	2.47	0.49
9:8E:10:ARG:HG3	9:8E:75:ASP:HB3	1.94	0.49
12:3I:84:LEU:HB2	12:3I:105:TYR:CE2	2.47	0.49
24:3K:8:U:O5'	24:3K:50:G:H5'	2.12	0.49
26:1H:46:C:OP2	26:1H:215:G:H2'	2.11	0.49
26:1H:297:C:H5''	49:G8:86:ARG:CG	2.41	0.49
26:1H:713:G:H2'	26:1H:714:U:C6	2.47	0.49
26:1H:1045:A:C2	26:1H:1111:A:C5	3.00	0.49
26:1H:1366:A:H2'	26:1H:1367:A:H5'	1.94	0.49
26:1H:1639:U:O2'	26:1H:1640:C:H5'	2.11	0.49
26:1H:1796:U:H2'	26:1H:1797:C:C6	2.47	0.49
26:1H:2038:G:H2'	26:1H:2039:C:C6	2.47	0.49
30:21:65:GLY:HA2	30:21:70:ALA:CB	2.41	0.49
36:38:29:TYR:HB3	36:38:31:GLY:H	1.76	0.49
38:58:45:ASN:OD1	38:58:46:VAL:HG23	2.12	0.49
40:78:64:LYS:HA	59:Q8:13:ARG:HB3	1.94	0.49
41:88:109:VAL:HG12	41:88:110:THR:O	2.11	0.49
48:F8:65:ARG:O	48:F8:66:LEU:HD12	2.12	0.49
1:1G:861:G:N2	1:1G:872:A:H2	2.10	0.49
1:1G:1338:G:C6	1:1G:1339:A:C6	3.00	0.49
2:12:114:ARG:O	2:12:118:LEU:HG	2.12	0.49
4:32:32:ALA:HA	4:32:35:ARG:HB3	1.93	0.49
13:4A:8:GLU:CG	13:4A:9:ILE:H	2.25	0.49
17:8A:88:TYR:CE1	17:8A:92:ARG:HD2	2.47	0.49
22:1L:65:C:H2'	22:1L:66:C:C6	2.47	0.49
26:14:11:G:H2'	26:14:12:U:C6	2.47	0.49
26:14:580:C:H2'	26:14:581:C:C6	2.47	0.49
26:14:748:G:O6	47:A5:90:ARG:NH1	2.45	0.49
26:14:2582:G:OP2	63:14:3727:HOH:O	2.19	0.49
26:14:2712:U:H1'	26:14:2712(A):A:C8	2.47	0.49
26:14:2807:G:H22	26:14:2892:A:H62	1.58	0.49
30:29:14:ILE:HD11	30:29:173:VAL:HG11	1.93	0.49
31:39:167:ALA:HB1	31:39:173:VAL:HG11	1.94	0.49
33:59:24:VAL:HG11	33:59:72:ILE:HD13	1.94	0.49
33:59:26:VAL:HG13	33:59:27:LYS:H	1.76	0.49
33:59:75:ALA:O	33:59:79:VAL:HG22	2.12	0.49
35:69:110:ASP:H	35:69:130:TYR:HH	1.57	0.49
40:35:3:LEU:H	40:35:3:LEU:HD12	1.76	0.49
46:95:18:LEU:O	46:95:96:ILE:HG12	2.12	0.49
1:13:160:A:C5	1:13:344:A:N7	2.79	0.49
1:13:431:A:H2'	1:13:432:A:O4'	2.12	0.49

Continued on next page...

Continued from previous page...

Atom-1	Atom-2	Interatomic distance (Å)	Clash overlap (Å)
1:13:584:G:C5'	17:8I:91:ARG:HH21	2.25	0.49
1:13:945:G:C2	1:13:946:A:C8	3.00	0.49
1:13:1028(A):C:H42	1:13:1032(A):G:H1	1.60	0.49
1:13:1118:C:P	9:8E:104:ARG:HH11	2.35	0.49
1:13:1174:G:H2'	1:13:1175:G:C8	2.46	0.49
7:6E:18:TYR:CG	7:6E:59:LEU:HD12	2.47	0.49
8:7E:106:GLY:O	8:7E:122:ARG:NH2	2.31	0.49
13:4I:23:TYR:HB3	13:4I:67:GLU:HB2	1.93	0.49
16:7I:49:LEU:HD12	16:7I:50:LYS:H	1.77	0.49
17:8I:88:TYR:CD1	17:8I:89:LEU:HD22	2.45	0.49
23:2K:16:C:H2'	23:2K:17:C:C5	2.47	0.49
26:1H:2751:G:O5'	26:1H:2751:G:C8	2.65	0.49
29:11:68:LYS:HB3	29:11:70:TRP:CE3	2.47	0.49
33:51:86:GLU:HG3	33:51:87:LEU:H	1.78	0.49
37:48:101:TRP:CD1	37:48:101:TRP:N	2.79	0.49
40:78:68:GLN:HG2	59:Q8:12:LYS:HD3	1.93	0.49
46:D8:21:ARG:HG2	46:D8:91:TYR:CE2	2.47	0.49
50:H8:7:ALA:HB2	50:H8:59:LEU:HD13	1.92	0.49
50:H8:126:VAL:HG12	50:H8:163:LEU:HA	1.94	0.49
53:K8:15:LYS:HD3	53:K8:67:LYS:NZ	2.27	0.49
1:1G:410:G:N1	1:1G:429:U:O2	2.44	0.49
3:22:149:ALA:HA	3:22:201:TYR:O	2.12	0.49
4:32:13:ARG:C	4:32:15:GLU:H	2.16	0.49
26:14:221:A:N6	26:14:265:A:C8	2.80	0.49
26:14:483:A:O3'	49:C5:49:VAL:HG23	2.12	0.49
26:14:567:A:OP2	40:35:29:LYS:NZ	2.42	0.49
26:14:994:C:OP1	45:85:53:ARG:NH2	2.45	0.49
27:1J:116:G:H5''	43:65:55:ALA:HB2	1.93	0.49
33:59:88:LEU:H	33:59:88:LEU:HD12	1.75	0.49
43:65:53:SER:O	43:65:54:LEU:HD23	2.12	0.49
48:B5:26:TYR:HE2	48:B5:83:VAL:HG11	1.76	0.49
1:13:247:G:C2	1:13:248:C:C6	3.00	0.49
1:13:757:U:OP1	1:13:822:C:O2'	2.27	0.49
1:13:1133:G:H2'	1:13:1134:G:H8	1.74	0.49
4:3E:108:LEU:HB3	4:3E:110:PHE:CD1	2.47	0.49
10:1I:48:THR:CA	10:1I:62:HIS:HB3	2.39	0.49
26:1H:1050:A:N7	33:51:3:ARG:NH1	2.60	0.49
26:1H:1051:G:OP2	26:1H:1051:G:H8	1.95	0.49
26:1H:1466:G:H2'	26:1H:1547:C:N4	2.27	0.49
26:1H:2098:U:H2'	26:1H:2099:U:O4'	2.12	0.49
26:1H:2209:C:O2	26:1H:2216:G:C2	2.65	0.49

Continued on next page...

Continued from previous page...

Atom-1	Atom-2	Interatomic distance (Å)	Clash overlap (Å)
27:16:43:C:P	32:41:67:LYS:HZ1	2.35	0.49
27:16:78:A:H2'	27:16:79:C:O4'	2.12	0.49
28:71:14:VAL:HG23	28:71:221:SER:HB3	1.93	0.49
28:71:27:HIS:CG	28:71:182:PRO:HB2	2.47	0.49
32:41:67:LYS:HE2	55:M8:6:HIS:CE1	2.48	0.49
40:78:113:LYS:HA	40:78:129:ALA:O	2.12	0.49
53:K8:42:GLY:O	53:K8:44:LEU:N	2.45	0.49
1:1G:108:G:P	1:1G:326:G:H22	2.35	0.49
1:1G:115:G:H4'	1:1G:116:A:O5'	2.12	0.49
1:1G:407:G:O2'	4:32:116:GLN:HG3	2.12	0.49
1:1G:646:U:H2'	1:1G:647:C:C6	2.47	0.49
1:1G:714:G:H2'	1:1G:715:A:C8	2.47	0.49
1:1G:980:C:H5'	1:1G:981:U:C5	2.48	0.49
1:1G:1227:A:P	13:4A:111:LYS:HZ3	2.35	0.49
2:12:42:ILE:HG13	2:12:43:ASP:N	2.27	0.49
5:42:60:TYR:O	5:42:64:ARG:HG2	2.12	0.49
6:52:17:SER:O	6:52:21:LEU:HB2	2.13	0.49
26:14:329:G:O6	49:C5:19:LYS:HB3	2.12	0.49
26:14:579:G:H2'	26:14:580:C:H6	1.76	0.49
26:14:579:G:H2'	26:14:580:C:C6	2.46	0.49
26:14:603:A:H8	26:14:604:G:H1'	1.77	0.49
26:14:1268:A:H2'	26:14:1269:A:O4'	2.11	0.49
26:14:1384:A:N3	26:14:1405:U:H1'	2.27	0.49
26:14:1717:G:H1	26:14:1742:C:H42	1.61	0.49
26:14:1858:G:O6	63:14:3857:HOH:O	2.15	0.49
26:14:2151:G:H2'	26:14:2152:G:O4'	2.13	0.49
31:39:185:ASP:CG	31:39:188:ARG:HH21	2.14	0.49
39:25:113:LYS:NZ	63:25:301:HOH:O	2.44	0.49
40:35:126:VAL:HA	40:35:145:PRO:HG2	1.95	0.49
44:75:61:PHE:CE1	44:75:76:PHE:HB2	2.47	0.49
50:D5:44:PHE:O	50:D5:48:PHE:N	2.42	0.49
1:13:73:G:H2'	1:13:74:C:C6	2.47	0.49
1:13:429:U:O3'	4:3E:22:LYS:HE3	2.12	0.49
1:13:626:U:H2'	1:13:627:G:H8	1.76	0.49
1:13:626:U:H2'	1:13:627:G:C8	2.48	0.49
1:13:767:A:H2'	1:13:768:A:O4'	2.13	0.49
1:13:1335:C:H1'	63:13:1928:HOH:O	2.10	0.49
2:1E:97:TRP:HH2	2:1E:176:GLU:HG3	1.77	0.49
18:9I:58:LEU:HD23	18:9I:62:GLU:HB3	1.94	0.49
23:2K:20:G:H4'	23:2K:21:U:OP1	2.13	0.49
26:1H:226:G:H21	26:1H:228:A:H2	1.61	0.49

Continued on next page...

Continued from previous page...

Atom-1	Atom-2	Interatomic distance (Å)	Clash overlap (Å)
26:1H:1442:G:C2	26:1H:1550:C:O2	2.66	0.49
35:61:3:VAL:HG12	35:61:38:LEU:HA	1.94	0.49
35:61:47:LEU:O	35:61:51:ILE:HG13	2.12	0.49
36:38:16:ASN:N	36:38:19:ARG:HB3	2.28	0.49
36:38:45:LYS:O	36:38:46:GLN:HG2	2.11	0.49
41:88:51:ARG:O	41:88:55:VAL:HG13	2.13	0.49
50:H8:120:ILE:HB	50:H8:171:ILE:HA	1.94	0.49
55:M8:23:GLU:O	55:M8:25:TYR:N	2.38	0.49
58:P8:24:THR:HG23	58:P8:27:GLY:H	1.77	0.49
1:1G:87:A:H4'	1:1G:88:C:OP1	2.10	0.49
12:3A:104:VAL:O	12:3A:105:TYR:O	2.29	0.49
15:6A:33:THR:HG21	15:6A:85:LEU:HD22	1.95	0.49
26:14:1069:A:C8	26:14:1073:A:C5	3.01	0.49
26:14:2027:G:H2'	26:14:2028:U:O4'	2.13	0.49
26:14:2148:G:H2'	26:14:2149:G:C8	2.43	0.49
26:14:2377:A:H2'	26:14:2378:A:C8	2.47	0.49
26:14:2489:G:C6	26:14:2490:G:C6	3.01	0.49
26:14:2748:A:H2'	26:14:2749:A:H8	1.78	0.49
27:1J:11:C:H3'	27:1J:12:C:H6	1.77	0.49
30:29:61:ARG:HA	30:29:63:LEU:HD22	1.95	0.49
31:39:165:ARG:HB3	31:39:165:ARG:HH11	1.77	0.49
46:95:21:ARG:NH2	46:95:65:GLY:O	2.45	0.49
51:E5:72:ARG:HH21	51:E5:75:LEU:CD1	2.26	0.49
58:L5:26:GLY:O	58:L5:30:VAL:HG23	2.12	0.49
1:13:223:U:H2'	1:13:224:C:H6	1.77	0.49
1:13:674:G:H2'	1:13:675:A:C8	2.47	0.49
1:13:881:G:P	12:3I:12:ARG:HH22	2.36	0.49
1:13:976:G:OP1	14:5I:32:SER:N	2.38	0.49
17:8I:100:LYS:CB	17:8I:101:ARG:HE	2.26	0.49
20:BI:82:SER:OG	20:BI:86:ARG:HD2	2.12	0.49
26:1H:412:A:H3'	26:1H:413:C:H6	1.76	0.49
26:1H:547:A:H2'	26:1H:548:A:N7	2.27	0.49
26:1H:654(Q):C:O2'	26:1H:654(R):C:OP1	2.27	0.49
26:1H:973:A:O4'	26:1H:1188:U:C6	2.65	0.49
26:1H:1580:A:H5'	26:1H:1581:G:OP2	2.11	0.49
26:1H:1630(A):C:H2'	63:1H:3787:HOH:O	2.12	0.49
26:1H:1845:G:N7	63:1H:4105:HOH:O	2.35	0.49
26:1H:1932:A:OP2	63:1H:3964:HOH:O	2.20	0.49
26:1H:2298:A:H62	26:1H:2318:G:H8	1.59	0.49
26:1H:2438:U:O3'	26:1H:2439:A:H3'	2.13	0.49
29:11:35:LYS:NZ	29:11:35:LYS:HB3	2.21	0.49

Continued on next page...

Continued from previous page...

Atom-1	Atom-2	Interatomic distance (Å)	Clash overlap (Å)
29:11:233:HIS:HA	63:11:405:HOH:O	2.12	0.49
37:48:54:PRO:HD2	37:48:72:PRO:HB3	1.93	0.49
38:58:55:VAL:HB	38:58:126:PRO:HA	1.93	0.49
39:68:68:GLU:CD	39:68:68:GLU:H	2.16	0.49
45:C8:108:GLU:OE1	45:C8:112:ARG:NH1	2.46	0.49
50:H8:53:ILE:HG22	50:H8:71:VAL:HG13	1.94	0.49
1:1G:191(F):U:H2'	1:1G:191:G:H8	1.78	0.49
1:1G:345:C:H5'	1:1G:346:G:C5	2.47	0.49
1:1G:1216:G:H2'	1:1G:1217:C:C6	2.47	0.49
5:42:68:GLU:HG3	5:42:68:GLU:O	2.12	0.49
13:4A:40:ASN:HD22	13:4A:43:THR:HB	1.77	0.49
17:8A:66:SER:OG	17:8A:67:LYS:O	2.30	0.49
24:3L:52:A:N6	24:3L:64:U:H3	2.11	0.49
24:3L:57:C:C6	26:14:2169:A:H1'	2.47	0.49
26:14:68:G:H2'	26:14:69:C:C6	2.46	0.49
26:14:831:G:N2	40:35:53:GLY:O	2.45	0.49
26:14:1027:A:C2	26:14:2488:A:H5'	2.47	0.49
26:14:1794:U:O2'	26:14:1795:C:H5'	2.13	0.49
26:14:1938:A:OP2	63:14:3888:HOH:O	2.20	0.49
26:14:2698:U:H2'	26:14:2699:C:C6	2.48	0.49
29:19:268:ARG:HG2	29:19:268:ARG:O	2.12	0.49
32:49:66:GLN:HE21	32:49:94:LEU:HD23	1.76	0.49
48:B5:12:VAL:HG22	48:B5:27:THR:HB	1.94	0.49
53:G5:25:VAL:HG12	53:G5:60:LEU:HD23	1.93	0.49
58:L5:31:LEU:HD22	58:L5:42:LEU:HD13	1.94	0.49
1:13:46:G:H2'	1:13:366:C:H5	1.77	0.49
1:13:186:C:H2'	1:13:186(A):C:C6	2.48	0.49
1:13:503:C:O2	1:13:542:G:N2	2.38	0.49
1:13:1201:A:H5'	63:13:2010:HOH:O	2.12	0.49
17:8I:76:LEU:HD11	17:8I:79:SER:HB3	1.94	0.49
26:1H:729:G:C4	26:1H:1775:U:O2	2.66	0.49
26:1H:1448:G:H1'	26:1H:1528:A:H62	1.77	0.49
26:1H:1907:G:H2'	26:1H:1908:C:C6	2.47	0.49
26:1H:2510:C:H2'	26:1H:2511:U:H6	1.77	0.49
27:16:95:U:H2'	27:16:96:G:H8	1.76	0.49
31:31:20:LEU:HD12	31:31:21:ALA:H	1.78	0.49
32:41:41:GLN:NE2	32:41:154:GLY:O	2.41	0.49
56:N8:2:ALA:O	56:N8:3:LYS:HD2	2.12	0.49
1:1G:193:C:H2'	1:1G:194:C:H6	1.78	0.49
1:1G:804:U:H5''	1:1G:805:C:OP2	2.12	0.49
1:1G:1095:U:H5''	1:1G:1109:C:O2	2.12	0.49

Continued on next page...

Continued from previous page...

Atom-1	Atom-2	Interatomic distance (Å)	Clash overlap (Å)
26:14:335:C:H2'	26:14:336:C:H6	1.76	0.49
26:14:817:C:H5	63:14:4755:HOH:O	1.95	0.49
26:14:1198:U:H2'	26:14:1199:U:C6	2.47	0.49
26:14:1310:G:OP2	58:L5:9:ARG:NE	2.35	0.49
26:14:1914:C:H2'	26:14:1915:U:O4'	2.12	0.49
26:14:2114:A:H5''	26:14:2117:A:H5'	1.94	0.49
26:14:2785:C:H2'	26:14:2786:U:O4'	2.12	0.49
47:A5:65:LEU:HD13	47:A5:68:ARG:HD3	1.93	0.49
48:B5:83:VAL:HG22	48:B5:87:GLN:HB2	1.95	0.49
51:E5:21:LEU:HD21	51:E5:41:ARG:HH12	1.76	0.49
1:13:11:G:C5	1:13:12:U:C5	3.00	0.49
1:13:618:C:H5''	1:13:619:U:H5''	1.95	0.49
1:13:1112:C:O2	3:2E:179:ARG:HG3	2.13	0.49
1:13:1234:C:H2'	1:13:1235:U:C6	2.47	0.49
1:13:1466:C:OP2	63:13:1962:HOH:O	2.20	0.49
4:3E:173:TRP:HB3	4:3E:187:ARG:NH1	2.28	0.49
5:4E:42:GLY:HA2	5:4E:65:ASN:O	2.12	0.49
22:1K:22:A:C6	22:1K:47:7MG:C6	3.01	0.49
26:1H:723:G:H2'	26:1H:724:U:O4'	2.13	0.49
26:1H:1265:A:H8	26:1H:1265:A:OP1	1.95	0.49
26:1H:1557:C:OP2	26:1H:1558:A:O2'	2.23	0.49
26:1H:1786:A:C2	26:1H:2606:C:H1'	2.43	0.49
26:1H:2579:C:H2'	26:1H:2580:U:O4'	2.13	0.49
28:71:190:ARG:HG2	28:71:194:ARG:NH2	2.28	0.49
30:21:49:LEU:HD21	30:21:91:VAL:HG21	1.94	0.49
36:38:87:VAL:O	36:38:87:VAL:HG13	2.13	0.49
46:D8:44:LYS:C	46:D8:46:VAL:H	2.16	0.49
51:I8:10:THR:HG23	51:I8:10:THR:O	2.11	0.49
53:K8:16:LEU:O	53:K8:16:LEU:HD23	2.13	0.49
1:1G:1247:U:H2'	1:1G:1248:A:O4'	2.13	0.49
2:12:69:LEU:HB3	2:12:162:ILE:HG22	1.95	0.49
9:82:5:TYR:HA	9:82:17:VAL:O	2.11	0.49
10:1A:50:ILE:HA	10:1A:60:ARG:HB3	1.94	0.49
17:8A:83:ASP:OD1	17:8A:84:LEU:N	2.46	0.49
19:AA:58:VAL:HG22	19:AA:60:VAL:HG13	1.95	0.49
22:1L:33:RSP:S2	22:1L:33:RSP:H2'	2.52	0.49
26:14:510:C:H2'	26:14:511:U:O4'	2.13	0.49
26:14:1251:C:H5	63:14:4270:HOH:O	1.95	0.49
26:14:1414:G:H1	26:14:1588:C:H42	1.60	0.49
26:14:2130:U:HO2'	26:14:2158:A:N6	2.11	0.49
28:79:29:VAL:CG1	28:79:185:LEU:HD13	2.42	0.49

Continued on next page...

Continued from previous page...

Atom-1	Atom-2	Interatomic distance (Å)	Clash overlap (Å)
31:39:18:ARG:NH2	31:39:20:LEU:HB2	2.28	0.49
46:95:22:VAL:HG22	46:95:23:GLU:H	1.76	0.49
46:95:37:VAL:HG23	46:95:38:LEU:HD13	1.93	0.49
1:13:113:G:H2'	1:13:114:U:C6	2.48	0.49
1:13:719:C:O2'	18:9I:49:LYS:HB3	2.12	0.49
1:13:1053:G:N7	1:13:1199:U:H3'	2.28	0.49
8:7E:58:TYR:O	8:7E:59:LEU:HD23	2.13	0.49
8:7E:86:ILE:HG21	8:7E:133:LEU:HD22	1.93	0.49
9:8E:10:ARG:NH2	9:8E:105:ASP:OD2	2.45	0.49
10:1I:6:ILE:HG22	10:1I:98:ILE:HG23	1.95	0.49
11:2I:21:ILE:HD13	11:2I:94:ALA:HB1	1.94	0.49
26:1H:479:A:H4'	26:1H:480:A:OP1	2.13	0.49
26:1H:805:G:OP2	40:78:41:ARG:HG2	2.12	0.49
26:1H:1855:G:H1	26:1H:1887:C:H42	1.59	0.49
26:1H:2065:C:H2'	26:1H:2066:C:C6	2.48	0.49
29:11:48:ARG:O	29:11:50:THR:HG23	2.13	0.49
31:31:34:TRP:HD1	40:78:6:LEU:HB3	1.78	0.49
36:38:26:LEU:HB3	36:38:112:LEU:HB3	1.93	0.49
37:48:83:GLY:H	37:48:99:ILE:CG2	2.25	0.49
39:68:59:LYS:NZ	39:68:89:ASN:OD1	2.33	0.49
41:88:67:ARG:NH1	41:88:105:GLU:OE1	2.39	0.49
50:H8:10:ARG:NE	50:H8:37:VAL:O	2.43	0.49
1:1G:32:A:C2	1:1G:33:A:C4	3.01	0.49
1:1G:420:U:O2'	1:1G:423:G:O6	2.18	0.49
1:1G:1295:G:HO2'	13:4A:14:ARG:NH1	2.09	0.49
22:1L:26:U:H2'	22:1L:27:A:H8	1.78	0.49
24:3L:9:A:H5'	24:3L:11:C:OP2	2.13	0.49
26:14:270(L):U:O2	35:69:50:ARG:HD3	2.13	0.49
26:14:435:C:N3	63:14:4030:HOH:O	2.35	0.49
26:14:2262:U:OP2	51:E5:19:LYS:HD3	2.12	0.49
27:1J:48:A:O2'	43:65:95:HIS:HE1	1.95	0.49
32:49:75:LYS:HZ1	32:49:77:ILE:HD11	1.77	0.49
46:95:51:VAL:HG12	46:95:52:VAL:N	2.27	0.49
1:13:377:G:H5'	16:7I:5:ARG:HH12	1.78	0.49
1:13:390:C:O2'	16:7I:28:ARG:NH2	2.44	0.49
1:13:724:G:C2	1:13:725:G:C8	3.00	0.49
2:1E:209:ARG:NH1	2:1E:239:VAL:HG22	2.27	0.49
7:6E:61:VAL:HG12	7:6E:124:LEU:HD22	1.93	0.49
7:6E:62:PHE:HD1	7:6E:124:LEU:HD11	1.77	0.49
12:3I:24:VAL:HB	12:3I:27:LEU:HD12	1.95	0.49
13:4I:49:THR:HG22	13:4I:51:ALA:H	1.78	0.49

Continued on next page...

Continued from previous page...

Atom-1	Atom-2	Interatomic distance (Å)	Clash overlap (Å)
26:1H:2016:U:O2	56:N8:7:PRO:HG2	2.11	0.49
26:1H:2275:C:H5'	26:1H:2275:C:C6	2.45	0.49
26:1H:2691:C:H42	26:1H:2718:G:H1	1.60	0.49
63:1H:4103:HOH:O	41:88:23:GLY:HA2	2.12	0.49
30:21:103:ASP:OD1	30:21:201:THR:HG23	2.12	0.49
32:41:84:LYS:O	32:41:84:LYS:HD3	2.13	0.49
40:78:122:PRO:HA	40:78:142:GLY:HA3	1.94	0.49
53:K8:14:ARG:HG2	53:K8:63:VAL:HG13	1.94	0.49
1:1G:34:C:H2'	1:1G:35:G:C8	2.48	0.49
1:1G:91:C:H3'	1:1G:92:G:H8	1.76	0.49
1:1G:141:A:H1'	1:1G:182:U:O2	2.13	0.49
1:1G:792:A:H4'	1:1G:793:U:O5'	2.11	0.49
1:1G:1126:U:N3	1:1G:1281:U:O4'	2.46	0.49
7:62:129:GLU:OE2	7:62:131:LYS:NZ	2.46	0.49
9:82:24:GLY:O	9:82:26:VAL:HG23	2.13	0.49
10:1A:21:GLN:O	10:1A:21:GLN:HG2	2.12	0.49
13:4A:32:GLU:O	13:4A:36:LYS:N	2.40	0.49
20:BA:97:ALA:HB3	20:BA:99:LEU:HD11	1.95	0.49
24:3L:2:C:H2'	24:3L:3:A:C8	2.48	0.49
26:14:468:G:N7	58:L5:39:ARG:NH2	2.61	0.49
26:14:911:A:C5	41:45:9:TYR:CD2	3.01	0.49
30:29:32:PRO:O	30:29:34:VAL:HG23	2.13	0.49
35:69:45:LYS:HA	35:69:48:GLU:HB3	1.93	0.49
35:69:127:VAL:HA	35:69:138:ILE:O	2.12	0.49
40:35:122:PRO:CA	40:35:141:ALA:HB1	2.43	0.49
40:35:128:HIS:HA	40:35:147:LEU:HB3	1.95	0.49
41:45:3:MET:HB2	41:45:93:TYR:CD2	2.47	0.49
43:65:67:ARG:HB2	43:65:67:ARG:HH11	1.78	0.49
44:75:3:ARG:HG2	44:75:6:LEU:H	1.78	0.49
45:85:95:LEU:HD13	46:95:4:ILE:HG23	1.95	0.49
1:13:339:C:OP2	39:68:97:ARG:NH1	2.38	0.49
5:4E:151:LEU:HD21	8:7E:77:GLU:OE2	2.13	0.49
15:6I:14:GLU:HG3	15:6I:15:PHE:CD2	2.48	0.49
24:3K:18:G:H21	24:3K:59:A:H5'	1.78	0.49
26:1H:276:A:C8	26:1H:278:A:N1	2.81	0.49
26:1H:654(B):C:H2'	26:1H:654(C):G:O4'	2.13	0.49
32:41:83:ARG:H	32:41:86:MET:HE2	1.78	0.49
36:38:11:ALA:HA	36:38:58:LEU:HD22	1.94	0.49
49:G8:89:PHE:CE1	49:G8:91:GLU:HB3	2.48	0.49
50:H8:117:LEU:HD12	50:H8:118:GLN:N	2.28	0.49
1:1G:49:U:C2	1:1G:361:G:N2	2.81	0.49

Continued on next page...

Continued from previous page...

Atom-1	Atom-2	Interatomic distance (Å)	Clash overlap (Å)
1:1G:574:A:P	63:1G:1861:HOH:O	2.70	0.49
1:1G:986:A:H1'	19:AA:55:LYS:HA	1.94	0.49
1:1G:1260:C:H3'	1:1G:1260:C:H6	1.78	0.49
1:1G:1490:C:H2'	1:1G:1491:G:O4'	2.13	0.49
10:1A:54:PHE:CE1	10:1A:55:LYS:HE3	2.48	0.49
26:14:289:A:H3'	26:14:290:G:H8	1.77	0.49
26:14:952:G:C6	26:14:966:G:C6	3.01	0.49
26:14:2143:C:H42	26:14:2148:G:H1	1.60	0.49
26:14:2649:U:H3	26:14:2671:A:H61	1.59	0.49
26:14:2788:C:P	30:29:61:ARG:HH12	2.36	0.49
28:79:181:PRO:HD2	28:79:184:LYS:HD2	1.95	0.49
28:79:183:GLU:H	28:79:183:GLU:HG2	1.39	0.49
29:19:132:PRO:HG3	29:19:190:TYR:CE1	2.47	0.49
30:29:13:ARG:HA	30:29:21:VAL:O	2.13	0.49
44:75:54:ARG:HA	44:75:59:THR:HB	1.95	0.49
46:95:61:VAL:HG12	46:95:63:GLY:H	1.78	0.49
51:E5:11:ARG:O	51:E5:14:ARG:NH2	2.45	0.49
1:13:1132:C:H2'	1:13:1133:G:C8	2.42	0.48
1:13:1317:C:H5''	1:13:1318:A:OP2	2.13	0.48
1:13:1455:G:H5''	20:BI:31:SER:HB2	1.95	0.48
4:3E:36:ARG:O	4:3E:38:TYR:N	2.45	0.48
6:5E:3:ARG:HD3	6:5E:38:GLU:OE1	2.13	0.48
12:3I:10:LEU:HB3	17:8I:32:TYR:CD2	2.48	0.48
24:3K:3:A:H2'	24:3K:4:U:O4'	2.12	0.48
26:1H:739:G:P	63:1H:3870:HOH:O	2.68	0.48
26:1H:863:A:H2'	26:1H:864:G:H8	1.78	0.48
26:1H:1221:C:H2'	26:1H:1222:C:C6	2.45	0.48
26:1H:1535:U:O4	26:1H:1538:G:O2'	2.10	0.48
26:1H:1657:C:H2'	26:1H:1658:C:H6	1.76	0.48
26:1H:2287:A:C2	26:1H:2346:A:C2	3.01	0.48
26:1H:2780:G:P	38:58:118:LYS:HE2	2.53	0.48
42:98:50:HIS:O	42:98:54:LEU:HD22	2.13	0.48
55:M8:10:VAL:HG22	55:M8:11:PRO:HD2	1.95	0.48
1:1G:186(F):C:H5''	1:1G:187:C:OP2	2.12	0.48
1:1G:1170:A:C2	1:1G:1171:G:H1'	2.48	0.48
3:22:36:ASP:OD1	3:22:57:ILE:HG21	2.13	0.48
4:32:138:TYR:HE1	4:32:140:VAL:HA	1.78	0.48
7:62:102:ARG:O	7:62:106:GLN:HG2	2.14	0.48
8:72:33:GLU:HG3	8:72:48:TYR:CE2	2.47	0.48
11:2A:79:SER:OG	11:2A:106:LYS:HD2	2.13	0.48
12:3A:70:ILE:CD1	12:3A:77:LEU:HD12	2.42	0.48

Continued on next page...

Continued from previous page...

Atom-1	Atom-2	Interatomic distance (Å)	Clash overlap (Å)
26:14:14:A:H5''	26:14:15:G:OP2	2.13	0.48
26:14:68:G:H2'	26:14:69:C:O4'	2.12	0.48
26:14:270(L):U:O2	35:69:50:ARG:NH1	2.42	0.48
26:14:1418:G:H2'	26:14:1579:A:H62	1.78	0.48
26:14:2277:G:OP2	51:E5:12:ASN:ND2	2.46	0.48
26:14:2291:U:H2'	26:14:2292:C:C6	2.48	0.48
26:14:2611:U:H3'	26:14:2611:U:OP2	2.13	0.48
29:19:225:ALA:O	63:19:302:HOH:O	2.20	0.48
32:49:77:ILE:H	32:49:82:LEU:HD12	1.78	0.48
35:69:81:VAL:HG11	35:69:88:ILE:HG12	1.95	0.48
50:D5:110:GLY:O	50:D5:111:VAL:C	2.52	0.48
50:D5:156:LYS:N	50:D5:156:LYS:HD2	2.28	0.48
50:D5:176:PRO:CG	50:D5:178:GLU:HG2	2.42	0.48
51:E5:51:VAL:N	51:E5:62:LEU:HD12	2.28	0.48
1:13:600:C:H2'	1:13:601:C:C6	2.48	0.48
1:13:1095:U:H2'	1:13:1096:C:C6	2.47	0.48
1:13:1286:A:C2	21:1F:18:TYR:OH	2.66	0.48
1:13:1497:G:H2'	1:13:1498:U:H5'	1.94	0.48
1:13:1499:A:H1'	1:13:1520:G:O5'	2.13	0.48
2:1E:162:ILE:HD11	2:1E:182:ILE:HG21	1.95	0.48
4:3E:156:GLU:O	4:3E:160:GLN:HB3	2.12	0.48
14:5I:8:GLU:O	14:5I:11:LYS:N	2.44	0.48
18:9I:74:ARG:HG2	18:9I:79:LEU:HB2	1.94	0.48
24:3K:72:G:C2	24:3K:73:C:H1'	2.48	0.48
26:1H:18:C:O3'	45:C8:23:GLY:HA2	2.13	0.48
26:1H:479:A:N3	26:1H:481:G:H5''	2.27	0.48
26:1H:1022:G:O6	38:58:66:LYS:NZ	2.45	0.48
26:1H:1533:C:H3'	26:1H:1534:G:H5''	1.94	0.48
26:1H:1534:G:C2	26:1H:1535:U:C6	3.02	0.48
26:1H:2086:U:H2'	26:1H:2087:G:C8	2.48	0.48
26:1H:2428:G:N7	63:1H:4112:HOH:O	2.35	0.48
27:16:1:U:H2'	27:16:2:C:C6	2.48	0.48
27:16:42:C:O2	32:41:92:VAL:HA	2.12	0.48
29:11:218:ARG:HB3	29:11:219:PRO:HD2	1.95	0.48
31:31:28:ILE:HG22	31:31:112:MET:HE3	1.95	0.48
32:41:124:SER:HB2	32:41:131:TYR:CE1	2.48	0.48
36:38:50:ARG:O	36:38:51:LEU:HB2	2.13	0.48
38:58:108:PRO:O	38:58:113:GLY:HA3	2.12	0.48
1:1G:373:A:H2'	1:1G:374:A:H8	1.78	0.48
1:1G:1277:C:O2'	1:1G:1279:A:H8	1.96	0.48
5:42:33:VAL:HA	5:42:42:GLY:O	2.12	0.48

Continued on next page...

Continued from previous page...

Atom-1	Atom-2	Interatomic distance (Å)	Clash overlap (Å)
8:72:120:THR:HG22	8:72:123:GLU:H	1.78	0.48
9:82:63:ILE:HD11	9:82:81:ILE:HD11	1.95	0.48
10:1A:78:ASN:O	10:1A:82:ILE:N	2.39	0.48
12:3A:83:VAL:HG13	12:3A:84:LEU:N	2.27	0.48
26:14:589:C:H5''	31:39:95:ARG:NH1	2.27	0.48
26:14:1268:A:P	63:14:3748:HOH:O	2.66	0.48
26:14:1461:G:H2'	26:14:1462:C:H6	1.77	0.48
26:14:1747:G:H2'	26:14:1748:G:H8	1.78	0.48
27:1J:15:A:H3'	27:1J:16:G:H5'	1.95	0.48
33:59:104:GLU:HG3	33:59:114:VAL:HG22	1.95	0.48
35:69:27:ARG:HB2	52:F5:71:TYR:CZ	2.47	0.48
43:65:18:ILE:HA	43:65:20:ARG:HH11	1.78	0.48
48:B5:8:ILE:O	53:G5:36:ARG:NH2	2.46	0.48
51:E5:19:LYS:C	51:E5:20:ARG:HG2	2.34	0.48
1:13:241:C:C2	1:13:286:G:C2	3.01	0.48
1:13:455:C:H42	1:13:477:G:H22	1.61	0.48
1:13:590:C:OP1	8:7E:30:ARG:N	2.37	0.48
1:13:954:G:H2'	1:13:955:U:C6	2.48	0.48
1:13:1143:G:N2	1:13:1144:G:N3	2.61	0.48
16:7I:5:ARG:HE	16:7I:22:THR:HG22	1.78	0.48
17:8I:56:VAL:O	17:8I:77:VAL:HB	2.13	0.48
24:3K:34:U:O2'	24:3K:35:A:H3'	2.13	0.48
26:1H:484:C:OP2	49:G8:50:ARG:NH2	2.46	0.48
26:1H:1435:G:OP2	63:1H:3963:HOH:O	2.20	0.48
27:16:11:C:H3'	27:16:12:C:H6	1.78	0.48
28:7I:43:VAL:HB	28:7I:173:ALA:H	1.78	0.48
31:31:183:VAL:O	31:31:187:VAL:HG23	2.14	0.48
32:41:105:LYS:HD3	55:M8:26:SER:HB2	1.93	0.48
33:51:4:ILE:HG12	33:51:6:ARG:CZ	2.42	0.48
37:48:12:LEU:HD21	37:48:53:VAL:O	2.13	0.48
40:78:95:VAL:O	40:78:126:VAL:HG23	2.12	0.48
41:88:35:VAL:CG1	41:88:130:LYS:HB3	2.43	0.48
46:D8:47:VAL:HG22	46:D8:48:GLY:N	2.28	0.48
1:1G:113:G:O4'	1:1G:354:G:H4'	2.13	0.48
1:1G:164:U:H2'	1:1G:165:C:C6	2.49	0.48
1:1G:371:G:O2'	1:1G:373:A:N7	2.45	0.48
1:1G:1090:U:H4'	1:1G:1170:A:H2	1.78	0.48
1:1G:1128:C:H4'	9:82:16:ARG:NH1	2.18	0.48
1:1G:1347:G:N2	1:1G:1373:G:H2'	2.28	0.48
2:12:109:SER:HA	2:12:112:VAL:HG23	1.94	0.48
10:1A:63:PHE:HD1	14:5A:58:LYS:HA	1.78	0.48

Continued on next page...

Continued from previous page...

Atom-1	Atom-2	Interatomic distance (Å)	Clash overlap (Å)
13:4A:67:GLU:HG3	13:4A:68:GLY:H	1.78	0.48
26:14:277:C:H5''	26:14:278:A:OP2	2.13	0.48
26:14:1062:G:H2'	26:14:1063:G:H8	1.77	0.48
26:14:1204:A:N1	26:14:1241:A:H2	2.10	0.48
28:79:212:VAL:HB	28:79:224:ILE:HG13	1.95	0.48
30:29:5:LEU:HD22	30:29:5:LEU:N	2.28	0.48
30:29:169:ASN:H	30:29:201:THR:HG23	1.79	0.48
31:39:197:ASP:OD1	31:39:197:ASP:N	2.41	0.48
33:59:139:GLN:O	33:59:143:GLN:HB2	2.13	0.48
40:35:57:THR:O	40:35:60:MET:N	2.46	0.48
49:C5:39:VAL:HG23	49:C5:41:GLY:H	1.78	0.48
50:D5:99:TYR:HA	50:D5:124:ILE:O	2.13	0.48
1:13:982:U:H5''	14:5I:6:LEU:HD11	1.96	0.48
2:1E:67:THR:HB	2:1E:157:ARG:HE	1.78	0.48
3:2E:162:GLN:HG2	25:4K:25:A:H61	1.78	0.48
11:2I:33:THR:HA	11:2I:39:PRO:HA	1.93	0.48
14:5I:53:LEU:HB3	14:5I:56:VAL:CG2	2.43	0.48
18:9I:22:VAL:HG22	18:9I:42:ARG:NH2	2.29	0.48
18:9I:36:ASN:HD22	18:9I:39:VAL:HB	1.78	0.48
23:2K:45:A:H2'	23:2K:46:G:O4'	2.12	0.48
24:3K:16:C:C2	24:3K:62:C:H5''	2.48	0.48
26:1H:64:A:C4	48:F8:66:LEU:HD22	2.49	0.48
26:1H:67:U:H2'	26:1H:68:G:C8	2.48	0.48
26:1H:151:C:H2'	26:1H:152:G:H8	1.78	0.48
26:1H:617:G:OP1	31:31:40:GLN:NE2	2.47	0.48
26:1H:893:C:H5'	26:1H:894:C:OP2	2.14	0.48
26:1H:2881:C:H2'	26:1H:2882:A:H8	1.78	0.48
28:71:163:PHE:CD2	28:71:196:LEU:HD13	2.48	0.48
35:61:29:TYR:CD1	35:61:33:ARG:HD2	2.48	0.48
45:C8:49:HIS:HA	45:C8:52:ARG:HG2	1.95	0.48
51:I8:23:VAL:HG13	51:I8:38:VAL:HG22	1.94	0.48
1:1G:181:G:O2'	1:1G:183:G:O6	2.24	0.48
1:1G:438:G:H4'	4:32:123:HIS:ND1	2.29	0.48
1:1G:983:A:H2	1:1G:984:C:C6	2.30	0.48
1:1G:1239:A:O2'	1:1G:1298:C:N4	2.46	0.48
1:1G:1260:C:OP1	1:1G:1284:C:H4'	2.13	0.48
6:52:7:ASN:N	6:52:7:ASN:OD1	2.47	0.48
7:62:106:GLN:O	7:62:110:GLN:HG2	2.12	0.48
10:1A:13:HIS:O	10:1A:17:ASP:HB2	2.14	0.48
26:14:68:G:H2'	26:14:69:C:H6	1.77	0.48
26:14:125:G:H1'	58:L5:13:ALA:HB1	1.95	0.48

Continued on next page...

Continued from previous page...

Atom-1	Atom-2	Interatomic distance (Å)	Clash overlap (Å)
26:14:873:G:H1'	41:45:29:PHE:HE2	1.79	0.48
26:14:2177:C:H2'	26:14:2178:C:O4'	2.12	0.48
26:14:2461:C:H42	26:14:2489:G:H1	1.61	0.48
27:1J:7:G:H3'	27:1J:8:U:H5''	1.94	0.48
27:1J:88:C:O5'	27:1J:88:C:H6	1.96	0.48
29:19:172:TYR:CD1	29:19:186:HIS:HA	2.49	0.48
31:39:117:ARG:NH2	31:39:189:THR:O	2.43	0.48
32:49:64:THR:HB	32:49:94:LEU:HD11	1.95	0.48
40:35:59:LEU:HD21	59:M5:10:ALA:HA	1.95	0.48
50:D5:19:ARG:NH1	50:D5:84:GLU:O	2.46	0.48
59:M5:23:VAL:HG22	59:M5:47:LYS:HB3	1.95	0.48
1:13:1014:A:H4'	19:AI:14:HIS:ND1	2.28	0.48
1:13:1331:G:OP1	1:13:1331:G:H4'	2.12	0.48
4:3E:88:VAL:C	4:3E:90:GLY:H	2.15	0.48
9:8E:114:TYR:CE1	10:1I:59:SER:HA	2.48	0.48
21:1F:9:ARG:NH2	21:1F:23:PRO:HD2	2.28	0.48
23:2K:2:G:H2'	23:2K:2:G:N3	2.28	0.48
26:1H:412:A:H5''	26:1H:413:C:OP2	2.13	0.48
26:1H:534:U:H5'	45:C8:42:ALA:CB	2.43	0.48
26:1H:863:A:H2'	26:1H:864:G:C8	2.48	0.48
26:1H:881:G:H3'	26:1H:882:G:C4'	2.42	0.48
26:1H:1312:U:H4'	26:1H:1313:U:O5'	2.13	0.48
26:1H:1348:G:H5''	26:1H:1349:A:OP2	2.14	0.48
26:1H:2199:A:H5'	26:1H:2205:C:OP2	2.13	0.48
26:1H:2658:C:H5''	33:51:158:HIS:CD2	2.48	0.48
27:16:50:G:OP1	43:A8:63:THR:HG23	2.13	0.48
28:71:53:ARG:HB3	28:71:55:ASP:OD1	2.13	0.48
29:11:35:LYS:NZ	29:11:35:LYS:N	2.61	0.48
40:78:50:ARG:HD3	59:Q8:7:HIS:HE2	1.76	0.48
43:A8:36:TYR:N	43:A8:36:TYR:CD1	2.81	0.48
52:J8:30:VAL:HG23	52:J8:30:VAL:O	2.13	0.48
56:N8:36:CYS:HB2	56:N8:49:CYS:SG	2.54	0.48
1:1G:328:C:O2	1:1G:328:C:H2'	2.13	0.48
1:1G:1142:G:H2'	1:1G:1143:G:O4'	2.13	0.48
1:1G:1349:A:P	9:82:118:LYS:HZ1	2.35	0.48
2:12:231:GLU:HB3	2:12:232:PRO:CD	2.44	0.48
12:3A:83:VAL:HG22	12:3A:100:ILE:HG23	1.96	0.48
24:3L:58:G:H2'	24:3L:59:A:H5''	1.95	0.48
26:14:889:C:H2'	26:14:890:A:O4'	2.13	0.48
41:45:34:LEU:HD11	41:45:129:THR:HB	1.96	0.48
1:13:757:U:H2'	1:13:758:G:O4'	2.13	0.48

Continued on next page...

Continued from previous page...

Atom-1	Atom-2	Interatomic distance (Å)	Clash overlap (Å)
1:13:1342:C:H2'	1:13:1343:G:C8	2.47	0.48
8:7E:7:ALA:HB2	8:7E:85:ARG:HH11	1.79	0.48
9:8E:25:LYS:O	9:8E:60:ASP:HA	2.13	0.48
9:8E:112:LYS:HD2	9:8E:113:LYS:H	1.77	0.48
16:7I:72:ARG:HD3	16:7I:73:LEU:HD23	1.96	0.48
20:BI:100:ILE:HD13	20:BI:101:GLY:H	1.79	0.48
26:1H:444:C:H4'	31:31:49:ALA:HB2	1.94	0.48
26:1H:731:C:H5''	63:1H:4115:HOH:O	2.13	0.48
26:1H:946:G:P	63:1H:3736:HOH:O	2.71	0.48
26:1H:1025:G:C4	26:1H:1135:C:H1'	2.49	0.48
26:1H:1067:A:N3	26:1H:1067:A:H2'	2.29	0.48
26:1H:1582:C:H2'	26:1H:1583:A:O4'	2.13	0.48
26:1H:1717:G:H2'	26:1H:1718:G:H8	1.79	0.48
26:1H:2061:G:H3'	63:1H:3763:HOH:O	2.12	0.48
26:1H:2564:A:C2	26:1H:2647:U:H4'	2.49	0.48
26:1H:2791:C:N4	26:1H:2805:G:H1	2.00	0.48
31:31:184:TYR:O	31:31:188:ARG:HG3	2.12	0.48
33:51:28:GLY:H	33:51:79:VAL:HG11	1.77	0.48
36:38:134:LEU:O	36:38:137:GLU:HG2	2.14	0.48
50:H8:117:LEU:HD12	50:H8:118:GLN:H	1.79	0.48
1:1G:59:A:N1	63:1G:1876:HOH:O	2.35	0.48
1:1G:352:C:O2'	1:1G:354:G:OP1	2.28	0.48
1:1G:728:A:H2'	1:1G:729:A:C8	2.48	0.48
1:1G:1111:A:H2'	1:1G:1112:C:C6	2.48	0.48
1:1G:1152:A:H2'	1:1G:1153:C:O4'	2.14	0.48
2:12:149:LEU:HD22	2:12:152:PHE:HB3	1.95	0.48
8:72:23:SER:OG	8:72:24:THR:N	2.46	0.48
8:72:119:LEU:HD13	8:72:123:GLU:HB3	1.96	0.48
10:1A:45:ARG:HB3	10:1A:65:LEU:HB3	1.96	0.48
14:5A:21:TYR:HE1	14:5A:23:ARG:NE	2.11	0.48
18:9A:32:ARG:HD3	18:9A:65:ILE:CD1	2.42	0.48
26:14:1093:G:H22	26:14:1097:U:H5''	1.79	0.48
26:14:2706:G:C2	26:14:2707:G:H1'	2.49	0.48
26:14:2787:C:O3'	30:29:61:ARG:NH1	2.46	0.48
31:39:182:ASN:HD21	31:39:185:ASP:CG	2.17	0.48
32:49:39:ILE:O	32:49:91:ARG:HG2	2.13	0.48
32:49:72:ARG:HD2	32:49:85:GLY:O	2.13	0.48
33:59:33:LEU:CD1	33:59:75:ALA:HA	2.44	0.48
35:69:93:THR:O	35:69:97:ILE:HG13	2.14	0.48
43:65:28:VAL:HG22	43:65:101:LEU:HD23	1.96	0.48
43:65:34:HIS:CG	43:65:54:LEU:HD21	2.49	0.48

Continued on next page...

Continued from previous page...

Atom-1	Atom-2	Interatomic distance (Å)	Clash overlap (Å)
1:13:6:G:OP2	4:3E:85:LYS:NZ	2.34	0.48
1:13:537:G:OP1	12:3I:113:ARG:NH1	2.45	0.48
1:13:555:C:P	12:3I:20:LYS:HZ1	2.37	0.48
1:13:607:A:C2	16:7I:31:LYS:HG3	2.49	0.48
2:1E:48:MET:HA	2:1E:51:LEU:HB2	1.96	0.48
2:1E:209:ARG:HD2	2:1E:235:SER:HB2	1.96	0.48
6:5E:44:GLY:HA2	6:5E:59:TYR:CE1	2.48	0.48
16:7I:28:ARG:HD2	16:7I:29:ASP:OD1	2.14	0.48
22:1K:58:G:P	41:88:60:ARG:HH22	2.35	0.48
26:1H:442:G:H1'	31:31:48:THR:HG21	1.96	0.48
26:1H:1083:U:H2'	26:1H:1084:A:H5''	1.95	0.48
26:1H:1296:G:O2'	26:1H:1297:C:H5'	2.14	0.48
26:1H:1473:G:H2'	26:1H:1474:C:O4'	2.14	0.48
26:1H:1678:G:H22	26:1H:1989:G:H22	1.57	0.48
63:1H:3848:HOH:O	47:E8:88:ARG:HA	2.13	0.48
28:7I:26:ALA:HB1	28:7I:185:LEU:O	2.13	0.48
29:11:26:LYS:CD	29:11:29:PRO:HG3	2.34	0.48
30:21:37:ARG:HA	30:21:42:ASP:OD2	2.13	0.48
32:41:98:ARG:NH2	55:M8:1:MET:HG3	2.28	0.48
32:41:131:TYR:CE2	32:41:133:LEU:HD23	2.48	0.48
33:51:94:TYR:OH	33:51:160:LYS:HE3	2.13	0.48
36:38:72:ASP:O	36:38:73:GLY:C	2.51	0.48
40:78:90:ARG:HG2	40:78:91:PHE:CD1	2.48	0.48
43:A8:89:ARG:HG3	43:A8:92:TYR:O	2.13	0.48
44:B8:108:ARG:HA	44:B8:111:ARG:NE	2.28	0.48
1:1G:197:A:C6	1:1G:221:C:H4'	2.49	0.48
2:12:9:GLU:HB2	2:12:217:ARG:HH22	1.76	0.48
6:52:35:ALA:HB2	6:52:67:MET:HE3	1.96	0.48
6:52:96:PRO:HB3	18:9A:30:ASP:CG	2.34	0.48
7:62:94:ARG:O	7:62:98:SER:OG	2.30	0.48
11:2A:96:ARG:O	11:2A:99:GLN:HB2	2.14	0.48
13:4A:40:ASN:HB3	13:4A:43:THR:HB	1.95	0.48
13:4A:66:LEU:HA	13:4A:70:LEU:HB2	1.95	0.48
23:2L:61:U:H5''	23:2L:62:C:H5	1.78	0.48
26:14:375:C:H2'	26:14:376:C:C6	2.48	0.48
26:14:1842:G:O2'	29:19:253:GLN:OE1	2.18	0.48
26:14:2346:A:H5''	26:14:2383:G:H1'	1.96	0.48
26:14:2611:U:C4	56:J5:3:LYS:HG2	2.48	0.48
26:14:2762:G:C8	26:14:2762:G:H5''	2.49	0.48
31:39:4:VAL:HG11	31:39:17:ARG:CZ	2.43	0.48
33:59:104:GLU:HA	33:59:113:VAL:O	2.13	0.48

Continued on next page...

Continued from previous page...

Atom-1	Atom-2	Interatomic distance (Å)	Clash overlap (Å)
39:25:10:VAL:HG13	39:25:17:ARG:C	2.34	0.48
39:25:59:LYS:HB2	39:25:87:ILE:HG22	1.96	0.48
52:F5:52:ARG:CZ	52:F5:56:GLN:HA	2.43	0.48
53:G5:43:GLN:HG3	53:G5:46:GLN:HE22	1.77	0.48
1:13:984:C:H2'	1:13:985:C:C6	2.48	0.48
9:8E:77:ILE:O	9:8E:81:ILE:HG12	2.13	0.48
19:AI:51:VAL:O	19:AI:58:VAL:HG12	2.14	0.48
23:2K:48:U:H1'	23:2K:49:C:P	2.53	0.48
26:1H:34:C:O2'	26:1H:35:G:P	2.71	0.48
26:1H:71:A:H4'	26:1H:72:U:H5''	1.95	0.48
26:1H:151:C:H2'	26:1H:152:G:C8	2.49	0.48
26:1H:270(H):C:H42	26:1H:270(R):G:H1	1.61	0.48
26:1H:355:G:H2'	26:1H:356:G:C8	2.48	0.48
26:1H:654(A):A:C2	26:1H:654(T):A:N1	2.81	0.48
26:1H:1680:U:O2	26:1H:1763:G:H3'	2.13	0.48
29:11:183:ARG:NH1	29:11:269:PHE:HB2	2.28	0.48
36:38:46:GLN:HB3	36:38:48:GLY:H	1.79	0.48
36:38:58:LEU:O	36:38:62:ALA:N	2.40	0.48
37:48:138:VAL:O	37:48:139:VAL:HB	2.13	0.48
46:D8:9:GLY:O	46:D8:10:LYS:HG3	2.14	0.48
48:F8:3:THR:C	48:F8:5:TYR:H	2.07	0.48
54:L8:13:ILE:HD13	54:L8:13:ILE:HA	1.61	0.48
2:12:193:ASP:OD1	2:12:196:LEU:HG	2.14	0.48
15:6A:82:ILE:HG22	15:6A:87:ILE:HB	1.95	0.48
24:3L:51:G:H1	24:3L:65:C:H42	1.61	0.48
26:14:223:A:O2'	26:14:420:C:O2	2.30	0.48
26:14:580:C:H2'	26:14:581:C:H6	1.78	0.48
26:14:1328:G:H2'	26:14:1330:C:C5	2.48	0.48
26:14:2110:G:O2'	26:14:2120:G:H5'	2.13	0.48
26:14:2132:U:O4	28:79:6:ARG:NE	2.46	0.48
26:14:2283:C:C2	26:14:2389:G:C2	3.01	0.48
26:14:2287:A:C2	26:14:2346:A:H2	2.32	0.48
41:45:42:ILE:HD13	41:45:97:VAL:HG21	1.96	0.48
41:45:43:THR:HB	41:45:45:GLN:HG2	1.96	0.48
43:65:35:ILE:HB	43:65:97:ARG:NH2	2.28	0.48
45:85:61:TRP:CZ3	45:85:94:ASN:HB2	2.49	0.48
1:13:1151:A:H2'	1:13:1152:A:H8	1.78	0.48
1:13:1285:A:H4'	1:13:1286:A:O5'	2.13	0.48
1:13:1349:A:H2'	1:13:1350:A:H8	1.77	0.48
2:1E:166:ASP:HB3	2:1E:169:LYS:HB2	1.96	0.48
4:3E:209:ARG:HE	4:3E:209:ARG:N	2.12	0.48

Continued on next page...

Continued from previous page...

Atom-1	Atom-2	Interatomic distance (Å)	Clash overlap (Å)
5:4E:102:ALA:HB1	5:4E:106:PRO:HG2	1.94	0.48
6:5E:15:ASP:OD1	6:5E:18:GLN:N	2.39	0.48
6:5E:62:TRP:C	6:5E:63:TYR:HD1	2.16	0.48
22:1K:73:C:H4'	22:1K:74:A:OP1	2.14	0.48
26:1H:705:A:C8	26:1H:727:A:C2	3.02	0.48
26:1H:934:G:H2'	26:1H:935:C:C6	2.48	0.48
26:1H:1509:C:H2'	26:1H:1511:A:C8	2.49	0.48
26:1H:1689:A:N6	26:1H:1698:A:H2	2.07	0.48
26:1H:1693:U:H1'	29:11:14:ARG:NH2	2.29	0.48
26:1H:1717:G:H2'	26:1H:1718:G:C8	2.49	0.48
26:1H:2111:C:C4	26:1H:2145:C:C2	3.01	0.48
26:1H:2244:U:H2'	26:1H:2245:U:O4'	2.13	0.48
26:1H:2392:A:H1'	40:78:61:ARG:HD2	1.95	0.48
29:11:30:GLU:CD	29:11:63:ARG:HE	2.14	0.48
32:41:11:TYR:O	32:41:15:VAL:HB	2.14	0.48
34:18:29:GLU:HG3	34:28:6:GLU:CD	2.34	0.48
36:38:45:LYS:NZ	36:38:45:LYS:HB3	2.27	0.48
42:98:33:ARG:HG3	42:98:115:GLU:HB3	1.95	0.48
44:B8:109:GLU:O	44:B8:113:LYS:HG2	2.14	0.48
55:M8:38:LYS:HD2	55:M8:38:LYS:N	2.28	0.48
57:O8:28:ARG:HB2	57:O8:31:PRO:HD2	1.95	0.48
1:1G:295:C:H2'	1:1G:296:U:O4'	2.14	0.48
1:1G:764:C:H2'	1:1G:765:G:O4'	2.13	0.48
1:1G:778:G:H2'	1:1G:779:C:O4'	2.14	0.48
1:1G:842:C:H5'	1:1G:843:U:OP1	2.13	0.48
1:1G:1480:G:C6	1:1G:1481:U:N3	2.82	0.48
3:22:47:LEU:HD23	3:22:52:LEU:HB3	1.96	0.48
5:42:43:LEU:HB2	5:42:136:MET:SD	2.54	0.48
12:3A:59:ARG:HA	12:3A:65:GLU:H	1.79	0.48
16:7A:72:ARG:HD2	16:7A:73:LEU:HD23	1.96	0.48
25:4L:10:G:N2	25:4L:11:U:H3	2.12	0.48
26:14:71:A:H5''	26:14:73:A:C8	2.49	0.48
26:14:210:C:OP2	58:L5:29:LYS:NZ	2.43	0.48
26:14:363(B):G:H2'	26:14:363(C):G:H8	1.79	0.48
26:14:816:C:P	63:14:4017:HOH:O	2.71	0.48
26:14:1003:G:N2	26:14:1153:C:C2	2.82	0.48
26:14:1187:G:OP1	46:95:81:TYR:OH	2.31	0.48
26:14:1298:C:H5''	26:14:1299:G:OP2	2.14	0.48
26:14:1568:G:P	29:19:63:ARG:HH22	2.37	0.48
26:14:1638:C:H3'	63:14:4215:HOH:O	2.14	0.48
26:14:2583:G:OP2	63:14:3889:HOH:O	2.20	0.48

Continued on next page...

Continued from previous page...

Atom-1	Atom-2	Interatomic distance (Å)	Clash overlap (Å)
26:14:2767:C:H2'	26:14:2768:C:C6	2.49	0.48
27:1J:18:G:N2	27:1J:108:C:N3	2.62	0.48
28:79:189:ILE:O	28:79:193:ILE:HB	2.14	0.48
40:35:101:VAL:HG23	40:35:108:LYS:H	1.79	0.48
40:35:122:PRO:HB3	40:35:141:ALA:HB1	1.96	0.48
45:85:95:LEU:HD11	46:95:11:GLN:C	2.33	0.48
1:13:105:G:H2'	1:13:106:C:H6	1.78	0.48
1:13:1468:A:P	63:13:1960:HOH:O	2.71	0.48
9:8E:3:GLN:OE1	9:8E:20:ARG:NH1	2.35	0.48
10:1I:30:SER:C	10:1I:81:THR:HG23	2.34	0.48
11:2I:50:TYR:HD2	11:2I:54:ARG:HB2	1.78	0.48
23:2K:77:A:P	63:2K:203:HOH:O	2.71	0.48
24:3K:73:C:N4	24:3K:74:A:N7	2.62	0.48
26:1H:1021:A:H2'	26:1H:1023:U:H5'	1.96	0.48
26:1H:1263:U:O2'	56:N8:11:THR:HG23	2.14	0.48
26:1H:1514:U:H2'	26:1H:1515:C:C6	2.48	0.48
26:1H:2774:C:H2'	26:1H:2775:A:O4'	2.14	0.48
27:16:24:G:N7	27:16:56:G:H2'	2.29	0.48
29:11:105:ILE:HD13	29:11:106:ILE:H	1.79	0.48
30:21:5:LEU:HD12	30:21:51:PHE:HB2	1.96	0.48
41:88:72:LYS:HB3	41:88:94:VAL:HG23	1.96	0.48
46:D8:43:GLU:O	46:D8:44:LYS:HD3	2.14	0.48
51:I8:19:LYS:HD3	51:I8:19:LYS:HA	1.61	0.48
52:J8:93:GLU:N	52:J8:94:LEU:HA	2.16	0.48
1:1G:162:A:O5'	1:1G:162:A:H8	1.96	0.48
1:1G:1385:G:C2	1:1G:1386:G:C8	3.01	0.48
2:12:101:MET:HE1	2:12:108:ILE:HG21	1.94	0.48
3:22:14:ILE:O	3:22:16:ARG:N	2.46	0.48
5:42:12:LEU:HD22	5:42:13:ILE:N	2.29	0.48
5:42:78:HIS:HB3	8:72:107:LEU:HD12	1.94	0.48
24:3L:4:U:H2'	24:3L:5:C:O4'	2.14	0.48
26:14:249:C:H4'	26:14:250:G:O5'	2.14	0.48
26:14:1309:G:OP1	58:L5:9:ARG:HG3	2.13	0.48
26:14:1323:U:OP1	47:A5:84:ARG:HD2	2.13	0.48
26:14:1467:C:H2'	26:14:1468:C:H6	1.79	0.48
26:14:2152:G:N3	26:14:2152:G:H2'	2.29	0.48
26:14:2849:U:H1'	26:14:2866:U:O2	2.13	0.48
27:1J:65:C:H41	27:1J:108:C:C2'	2.27	0.48
27:1J:116:G:C5'	43:65:55:ALA:HB2	2.43	0.48
44:75:91:ARG:HD3	44:75:120:ARG:HB3	1.96	0.48
46:95:76:LYS:H	46:95:81:TYR:HB3	1.79	0.48

Continued on next page...

Continued from previous page...

Atom-1	Atom-2	Interatomic distance (Å)	Clash overlap (Å)
52:F5:56:GLN:HE21	52:F5:84:GLY:HA2	1.79	0.48
53:G5:50:ILE:HD12	53:G5:51:ARG:HG3	1.94	0.48
1:13:377:G:H1	1:13:386:C:H42	1.62	0.47
1:13:1122:U:O4	1:13:1123:A:N6	2.46	0.47
11:2I:19:ALA:HB2	11:2I:32:ILE:HG23	1.96	0.47
26:1H:76:C:HO2'	53:K8:62:THR:HG21	1.78	0.47
26:1H:484:C:OP1	49:G8:51:VAL:HG22	2.14	0.47
26:1H:489:G:N7	47:E8:49:LYS:NZ	2.56	0.47
26:1H:633:A:H2'	26:1H:634:C:H5'	1.96	0.47
26:1H:1127:A:C2'	26:1H:1128:A:H5''	2.44	0.47
26:1H:1184:G:C5	26:1H:1185:C:C5	3.01	0.47
26:1H:1773:A:OP2	63:1H:3967:HOH:O	2.20	0.47
26:1H:2129:C:O2	26:1H:2160:G:N1	2.47	0.47
36:38:4:LYS:HZ3	36:38:7:VAL:HG12	1.77	0.47
53:K8:21:LEU:HD13	53:K8:64:LEU:HA	1.95	0.47
1:1G:113:G:H2'	1:1G:114:U:H6	1.79	0.47
1:1G:791:G:C6	1:1G:792:A:N7	2.82	0.47
1:1G:1051:C:H2'	1:1G:1052:U:H6	1.78	0.47
1:1G:1152:A:H5'	10:1A:13:HIS:ND1	2.29	0.47
2:12:52:GLU:O	2:12:56:ARG:HG2	2.13	0.47
3:22:42:LEU:O	3:22:45:LYS:HG2	2.13	0.47
8:72:31:PHE:HZ	8:72:134:ILE:HD13	1.78	0.47
9:82:102:LEU:O	9:82:103:THR:OG1	2.29	0.47
11:2A:48:ILE:HD11	11:2A:64:ALA:HA	1.95	0.47
13:4A:84:ILE:HG21	19:AA:74:PHE:CE1	2.48	0.47
18:9A:22:VAL:HG12	18:9A:55:ARG:O	2.14	0.47
22:1L:1:G:P	22:1L:1:G:H8	2.37	0.47
23:2L:22:A:N6	23:2L:47:7MG:H2'	2.29	0.47
24:3L:45:C:O2'	24:3L:46:G:H5'	2.14	0.47
26:14:65:C:H2'	26:14:66:C:H6	1.79	0.47
26:14:802:A:H4'	63:14:4894:HOH:O	2.13	0.47
26:14:1036:G:OP1	33:59:59:ARG:HB2	2.14	0.47
26:14:2107:C:N3	26:14:2182:G:N2	2.45	0.47
26:14:2695:C:H2'	26:14:2696:U:C6	2.49	0.47
29:19:12:SER:CB	29:19:208:LYS:HB3	2.42	0.47
30:29:56:PRO:HD2	30:29:58:ARG:NH2	2.29	0.47
50:D5:30:ASN:HA	50:D5:89:PHE:HE1	1.79	0.47
1:13:629:G:O5'	1:13:629:G:H8	1.97	0.47
1:13:1345:U:OP1	63:13:1964:HOH:O	2.20	0.47
1:13:1409:C:H2'	1:13:1410:G:H8	1.78	0.47
9:8E:9:ARG:O	9:8E:104:ARG:HG3	2.14	0.47

Continued on next page...

Continued from previous page...

Atom-1	Atom-2	Interatomic distance (Å)	Clash overlap (Å)
13:4I:15:VAL:O	13:4I:19:LEU:HG	2.14	0.47
20:BI:58:LYS:HE3	20:BI:62:LEU:HD21	1.96	0.47
22:1K:33:RSP:H5'A	22:1K:34:U:OP2	2.13	0.47
26:1H:49:A:N6	26:1H:177:G:C4	2.82	0.47
26:1H:675:A:C8	26:1H:804:A:C6	3.02	0.47
26:1H:1493:C:N3	26:1H:2210:G:H1'	2.29	0.47
26:1H:2557:G:H2'	26:1H:2558:C:C6	2.49	0.47
27:16:44:G:C2	27:16:48:A:C2	3.01	0.47
27:16:90:C:OP1	41:88:16:ARG:HB3	2.14	0.47
33:51:52:VAL:HG12	33:51:65:HIS:CD2	2.50	0.47
37:48:73:PRO:HB2	37:48:127:ILE:CD1	2.45	0.47
44:B8:107:ASP:O	44:B8:110:ILE:HG23	2.13	0.47
1:1G:131:C:H2'	1:1G:132:C:C6	2.50	0.47
1:1G:1287:A:H2'	1:1G:1288:A:C8	2.49	0.47
1:1G:1328:C:O2'	13:4A:29:ARG:NH2	2.46	0.47
26:14:155:C:H2'	26:14:155:C:O2	2.12	0.47
26:14:182:A:N6	26:14:214:G:O6	2.47	0.47
26:14:248:G:P	63:14:3771:HOH:O	2.71	0.47
26:14:363(B):G:H2'	26:14:363(C):G:C8	2.49	0.47
26:14:479:A:N3	26:14:481:G:H5''	2.29	0.47
26:14:573:G:O2'	26:14:574:C:H3'	2.14	0.47
26:14:1019:U:H3	26:14:1142(A):A:N6	2.03	0.47
26:14:1022:G:HO2'	26:14:1023:U:P	2.31	0.47
26:14:1167:U:C2	26:14:1183:G:N2	2.81	0.47
26:14:2131:G:H5'	26:14:2133:G:H4'	1.96	0.47
26:14:2134:A:H2'	26:14:2134:A:N3	2.28	0.47
27:1J:88:C:O5'	27:1J:88:C:C6	2.67	0.47
27:1J:117:G:O5'	27:1J:117:G:H8	1.97	0.47
29:19:33:LEU:HD23	29:19:34:VAL:HG13	1.95	0.47
32:49:75:LYS:HA	32:49:84:LYS:HG3	1.96	0.47
35:69:111:PRO:C	35:69:113:ARG:H	2.16	0.47
47:A5:17:VAL:HG21	47:A5:103:ILE:HD13	1.95	0.47
49:C5:102:CYS:HG	49:C5:103:GLY:H	1.59	0.47
50:D5:48:PHE:HA	50:D5:51:ALA:HB3	1.95	0.47
1:13:1246:C:H42	1:13:1291:G:H1	1.63	0.47
1:13:1353:G:C2	1:13:1370:G:C2	3.03	0.47
1:13:1376:U:H2'	1:13:1377:A:C8	2.48	0.47
1:13:1503:A:C4	63:13:2052:HOH:O	2.56	0.47
7:6E:104:LEU:HD13	7:6E:104:LEU:HA	1.74	0.47
12:3I:53:ARG:NH1	12:3I:92:ASP:OD1	2.45	0.47
26:1H:18:C:H4'	45:C8:23:GLY:O	2.15	0.47

Continued on next page...

Continued from previous page...

Atom-1	Atom-2	Interatomic distance (Å)	Clash overlap (Å)
26:1H:94:G:H21	53:K8:47:ASN:HD21	1.61	0.47
26:1H:449:A:C6	26:1H:450:G:C5	3.02	0.47
26:1H:1077:A:H2'	26:1H:1077:A:N3	2.29	0.47
26:1H:1168:G:C2	26:1H:1182:A:C2	3.02	0.47
26:1H:1925:C:C2'	26:1H:1926:U:H5'	2.44	0.47
27:16:51:G:H2'	27:16:52:A:C8	2.50	0.47
31:31:108:LYS:O	31:31:112:MET:HG3	2.14	0.47
31:31:129:PHE:O	31:31:131:GLY:N	2.44	0.47
41:88:35:VAL:HG12	41:88:130:LYS:O	2.14	0.47
44:B8:36:GLU:HG3	44:B8:41:ARG:HE	1.78	0.47
49:G8:85:VAL:O	49:G8:97:ARG:HA	2.15	0.47
50:H8:105:VAL:HG22	50:H8:140:ASP:HA	1.96	0.47
51:I8:83:PRO:O	51:I8:84:LEU:HB2	2.13	0.47
57:O8:28:ARG:HB3	57:O8:30:THR:H	1.78	0.47
1:1G:373:A:C2	1:1G:374:A:C8	3.03	0.47
1:1G:591:U:H2'	1:1G:592:G:C8	2.49	0.47
2:12:68:ILE:HG12	2:12:161:ALA:HB3	1.96	0.47
2:12:87:ARG:NH2	2:12:233:SER:HB3	2.29	0.47
3:22:150:LYS:HG3	3:22:169:ALA:HB2	1.95	0.47
8:72:120:THR:HG23	8:72:122:ARG:N	2.29	0.47
10:1A:50:ILE:HD13	10:1A:60:ARG:HD3	1.97	0.47
15:6A:76:GLU:HA	15:6A:79:ARG:CZ	2.44	0.47
26:14:21:A:C2	26:14:520:G:C2	3.02	0.47
26:14:139:G:H1'	26:14:140:A:H2	1.78	0.47
26:14:2652:C:H42	26:14:2668:G:H22	1.62	0.47
27:1J:73:A:C4	27:1J:104:A:C2	3.03	0.47
28:79:178:ALA:HA	28:79:185:LEU:HD11	1.96	0.47
29:19:70:TRP:CH2	29:19:150:LYS:HA	2.50	0.47
30:29:39:PRO:HD3	30:29:45:THR:HG23	1.96	0.47
33:59:26:VAL:HG11	33:59:75:ALA:HB1	1.96	0.47
38:15:116:LEU:O	38:15:119:ARG:N	2.45	0.47
39:25:24:VAL:HA	39:25:39:ILE:HG22	1.95	0.47
40:35:47:ASP:HB3	40:35:50:ARG:H	1.78	0.47
43:65:93:LYS:HE2	43:65:95:HIS:HB3	1.95	0.47
46:95:46:VAL:HG23	46:95:52:VAL:HG21	1.96	0.47
46:95:99:ILE:H	46:95:99:ILE:HG13	1.50	0.47
53:G5:49:LYS:HA	53:G5:52:ASP:HB2	1.97	0.47
54:H5:8:LEU:HD23	54:H5:30:ARG:O	2.14	0.47
1:13:964:A:N3	1:13:969:A:O2'	2.35	0.47
1:13:976:G:H5'	1:13:1358:U:O2'	2.14	0.47
1:13:994:A:H2'	1:13:994:A:N3	2.29	0.47

Continued on next page...

Continued from previous page...

Atom-1	Atom-2	Interatomic distance (Å)	Clash overlap (Å)
1:13:1070:U:H2'	1:13:1071:C:H6	1.79	0.47
1:13:1352:C:N4	63:13:2043:HOH:O	2.48	0.47
1:13:1412:C:OP1	12:3I:57:LYS:NZ	2.44	0.47
3:2E:22:TRP:CH2	3:2E:32:LEU:HB3	2.49	0.47
3:2E:35:GLU:O	3:2E:39:ILE:N	2.40	0.47
5:4E:100:VAL:HG22	5:4E:115:VAL:HG12	1.96	0.47
15:6I:82:ILE:O	15:6I:86:GLY:N	2.46	0.47
26:1H:359:A:H2'	26:1H:360:G:O4'	2.15	0.47
26:1H:644:A:O2'	26:1H:645:C:H3'	2.14	0.47
26:1H:813:U:H2'	26:1H:814:C:C6	2.49	0.47
26:1H:1062:G:H8	26:1H:1062:G:O5'	1.96	0.47
26:1H:1314:C:OP1	63:1H:3731:HOH:O	2.19	0.47
26:1H:2140:C:O2	26:1H:2152:G:N2	2.47	0.47
26:1H:2199:A:H3'	26:1H:2205:C:H6	1.78	0.47
26:1H:2780:G:OP2	38:58:118:LYS:HE2	2.14	0.47
46:D8:36:PRO:CB	46:D8:37:VAL:HG22	2.45	0.47
46:D8:62:LEU:HD12	46:D8:62:LEU:HA	1.55	0.47
53:K8:18:PRO:O	53:K8:21:LEU:HB2	2.15	0.47
1:1G:280:C:N3	17:8A:39:SER:N	2.62	0.47
1:1G:969:A:H2'	1:1G:970:C:O4'	2.14	0.47
2:12:15:VAL:HB	2:12:16:HIS:ND1	2.29	0.47
3:22:113:ALA:HB2	3:22:202:ILE:HG13	1.96	0.47
3:22:121:ALA:HB1	3:22:189:ALA:HB2	1.97	0.47
12:3A:27:LEU:HG	12:3A:33:ARG:HB2	1.96	0.47
12:3A:100:ILE:HG22	12:3A:101:VAL:N	2.29	0.47
26:14:10:G:N1	26:14:2629:A:N7	2.62	0.47
26:14:55:G:H2'	26:14:56:A:C8	2.50	0.47
26:14:271(B):G:N7	26:14:421:U:H2'	2.29	0.47
26:14:680:G:N7	63:14:4042:HOH:O	2.36	0.47
26:14:1116:C:H2'	26:14:1117:G:C8	2.49	0.47
26:14:1441:G:H2'	26:14:1442:G:C8	2.48	0.47
26:14:2880:C:O2'	42:55:90:ARG:HD3	2.14	0.47
28:79:52:ARG:NE	28:79:167:LYS:HB3	2.28	0.47
39:25:102:VAL:HB	39:25:106:LEU:HD12	1.97	0.47
46:95:46:VAL:CG2	46:95:52:VAL:HG21	2.44	0.47
53:G5:37:PHE:C	53:G5:39:ALA:H	2.17	0.47
1:13:108:G:C6	20:BI:15:ARG:HD2	2.49	0.47
1:13:963:G:N2	10:1I:55:LYS:HE2	2.15	0.47
1:13:1014:A:C2	1:13:1219:U:H1'	2.49	0.47
1:13:1080:A:H5''	1:13:1081:G:OP2	2.14	0.47
1:13:1252:A:H2'	1:13:1253:G:O4'	2.15	0.47

Continued on next page...

Continued from previous page...

Atom-1	Atom-2	Interatomic distance (Å)	Clash overlap (Å)
4:3E:8:VAL:CG1	4:3E:21:LEU:HB2	2.45	0.47
5:4E:76:ILE:HD13	5:4E:91:LEU:HB3	1.95	0.47
8:7E:12:ARG:HD3	8:7E:26:VAL:HB	1.96	0.47
26:1H:558:G:P	38:58:111:PRO:HD2	2.54	0.47
26:1H:662:G:H5'	40:78:15:ARG:CA	2.37	0.47
26:1H:1705:G:C2'	26:1H:1706:U:H5'	2.45	0.47
26:1H:2125:G:H1	26:1H:2171:A:H5''	1.80	0.47
26:1H:2291:U:H2'	26:1H:2292:C:C6	2.50	0.47
26:1H:2680:C:OP2	30:21:111:ARG:NH2	2.48	0.47
31:31:24:LEU:HD21	31:31:114:VAL:HG12	1.95	0.47
31:31:64:ILE:HG23	31:31:65:TRP:NE1	2.29	0.47
33:51:157:TYR:CE1	33:51:171:LEU:HB3	2.50	0.47
46:D8:1:MET:SD	46:D8:43:GLU:HG2	2.55	0.47
54:L8:50:VAL:O	54:L8:54:VAL:HG12	2.14	0.47
1:1G:130:A:OP2	17:8A:63:ARG:NH2	2.34	0.47
1:1G:574:A:O2'	1:1G:882:C:O2'	2.26	0.47
1:1G:673:G:O3'	6:52:87:ARG:NH2	2.47	0.47
1:1G:746:A:H2'	1:1G:747:C:C6	2.49	0.47
1:1G:848:C:O5'	1:1G:848:C:H6	1.98	0.47
1:1G:1443:G:O2'	44:75:122:ASP:OD2	2.32	0.47
12:3A:27:LEU:O	12:3A:27:LEU:HD13	2.15	0.47
14:5A:17:LYS:HD2	14:5A:18:VAL:N	2.30	0.47
26:14:38:A:H2'	26:14:39:C:C6	2.50	0.47
26:14:315:G:H2'	26:14:316:C:C6	2.49	0.47
26:14:1137:G:O2'	26:14:2039:C:H5'	2.13	0.47
26:14:1450:C:H2'	26:14:1451:C:C6	2.50	0.47
26:14:1893:C:H2'	26:14:1894:C:H5'	1.95	0.47
26:14:2031:A:C6	26:14:2498:C:H1'	2.49	0.47
26:14:2054:A:H5''	26:14:2055:C:O5'	2.14	0.47
26:14:2151:G:C2	26:14:2152:G:H1'	2.50	0.47
26:14:2338:G:N2	26:14:2339:G:C4	2.83	0.47
26:14:2856:C:H2'	26:14:2857:G:O4'	2.14	0.47
27:1J:44:G:C2	27:1J:48:A:C2	3.02	0.47
32:49:16:ARG:O	32:49:20:ILE:HG13	2.14	0.47
43:65:89:ARG:O	43:65:90:GLY:C	2.53	0.47
49:C5:38:ILE:HD11	49:C5:66:PRO:HG3	1.96	0.47
59:M5:50:LEU:O	59:M5:51:ALA:HB2	2.15	0.47
1:13:114:U:H2'	1:13:115:G:C8	2.50	0.47
1:13:219:C:H2'	1:13:220:G:O4'	2.14	0.47
1:13:224:C:H2'	1:13:225:C:C6	2.50	0.47
1:13:427:U:H5'	4:3E:41:GLY:HA2	1.96	0.47

Continued on next page...

Continued from previous page...

Atom-1	Atom-2	Interatomic distance (Å)	Clash overlap (Å)
1:13:452:A:O2'	1:13:453:A:O4'	2.32	0.47
1:13:468:A:H2'	1:13:474:G:C8	2.49	0.47
1:13:1008:C:H42	1:13:1021:G:H1	1.62	0.47
1:13:1087:G:H2'	1:13:1088:G:C8	2.50	0.47
11:2I:43:SER:OG	11:2I:44:SER:N	2.48	0.47
11:2I:124:LYS:HB3	11:2I:125:PHE:CE1	2.49	0.47
22:1K:23:G:H2'	22:1K:24:A:C8	2.50	0.47
26:1H:879:G:O5'	26:1H:879:G:H8	1.98	0.47
26:1H:1570:A:H5'	29:11:37:LEU:CD2	2.36	0.47
27:16:12:C:H6	27:16:12:C:OP2	1.98	0.47
32:41:130:ASN:HB3	32:41:159:VAL:O	2.15	0.47
53:K8:64:LEU:HD21	53:K8:68:ARG:NH1	2.30	0.47
1:1G:144:G:H1	1:1G:178:C:H42	1.61	0.47
1:1G:977:A:H2'	1:1G:978:A:H5'	1.96	0.47
1:1G:1327:C:H2'	1:1G:1328:C:C6	2.49	0.47
2:12:134:GLU:O	2:12:138:LEU:HG	2.14	0.47
7:62:95:ARG:O	7:62:99:LEU:HB2	2.14	0.47
13:4A:25:ILE:HD13	13:4A:25:ILE:HA	1.74	0.47
26:14:498:G:H21	49:C5:47:LYS:HZ2	1.58	0.47
26:14:956:G:OP1	41:45:85:LYS:HA	2.15	0.47
26:14:979:G:H3'	26:14:980:A:C5'	2.43	0.47
26:14:1069:A:H4'	26:14:1070:A:H5''	1.97	0.47
26:14:1114:G:H2'	26:14:1115:G:C8	2.50	0.47
26:14:1174:A:H3'	26:14:1174:A:N3	2.30	0.47
26:14:1774:C:O5'	26:14:1774:C:H6	1.97	0.47
26:14:1857:G:C6	26:14:1858:G:N1	2.83	0.47
26:14:2292:C:OP1	43:65:17:ARG:NH2	2.48	0.47
26:14:2859:G:H4'	26:14:2860:A:OP1	2.14	0.47
35:69:62:LYS:HG3	35:69:63:ALA:N	2.29	0.47
44:75:27:THR:OG1	44:75:89:VAL:HG22	2.15	0.47
53:G5:43:GLN:HB2	53:G5:45:SER:N	2.29	0.47
1:13:145:G:N2	1:13:177:C:N3	2.49	0.47
1:13:169:C:H2'	1:13:170:U:H6	1.80	0.47
1:13:313:A:H2'	1:13:314:C:C6	2.50	0.47
1:13:359:U:H2'	1:13:360:A:C8	2.50	0.47
1:13:474:G:H5'	16:7I:81:ARG:NE	2.30	0.47
1:13:624:C:H2'	1:13:625:G:H8	1.79	0.47
1:13:791:G:C6	1:13:792:A:C2	3.03	0.47
1:13:902:G:O2'	1:13:903:G:H5'	2.14	0.47
1:13:944:G:P	63:13:1999:HOH:O	2.73	0.47
1:13:1060:C:C5	3:2E:2:GLY:HA2	2.49	0.47

Continued on next page...

Continued from previous page...

Atom-1	Atom-2	Interatomic distance (Å)	Clash overlap (Å)
1:13:1118:C:H1'	1:13:1179:A:C4	2.50	0.47
1:13:1305:G:OP2	1:13:1305:G:C8	2.66	0.47
4:3E:76:ARG:HG3	4:3E:207:TYR:CE1	2.50	0.47
4:3E:110:PHE:CE2	4:3E:148:VAL:HG23	2.48	0.47
5:4E:126:ARG:HG3	5:4E:126:ARG:NH1	2.28	0.47
7:6E:74:GLU:HG2	7:6E:91:VAL:HG22	1.95	0.47
8:7E:39:LEU:HB3	8:7E:45:ILE:HG12	1.96	0.47
18:9I:22:VAL:HG22	18:9I:42:ARG:HH22	1.77	0.47
18:9I:31:LEU:HD23	18:9I:31:LEU:H	1.79	0.47
23:2K:48:U:H1'	23:2K:49:C:O5'	2.14	0.47
26:1H:775:G:C5	26:1H:794:G:C8	3.02	0.47
26:1H:805:G:P	40:78:41:ARG:HG2	2.55	0.47
26:1H:822:U:OP2	63:1H:3917:HOH:O	2.19	0.47
26:1H:1430:C:H2'	26:1H:1431:U:H6	1.80	0.47
26:1H:2119:A:N1	26:1H:2170:A:H2'	2.30	0.47
26:1H:2124:G:H5''	28:71:174:PRO:HG3	1.97	0.47
26:1H:2260:C:C2'	26:1H:2261:C:H5'	2.44	0.47
26:1H:2646:C:OP2	26:1H:2732:G:O2'	2.18	0.47
29:11:38:LYS:H	29:11:38:LYS:HZ3	1.63	0.47
29:11:147:LEU:HD13	29:11:155:LEU:HD21	1.96	0.47
30:21:116:VAL:H	30:21:157:ALA:HB2	1.80	0.47
31:31:134:GLY:HA3	31:31:166:ALA:HB2	1.97	0.47
32:41:82:LEU:HD22	32:41:82:LEU:HA	1.68	0.47
33:51:68:THR:O	33:51:72:ILE:HG13	2.15	0.47
37:48:74:ALA:H	37:48:127:ILE:HG23	1.80	0.47
37:48:132:ARG:O	37:48:137:GLU:HA	2.14	0.47
50:H8:152:ALA:HB3	50:H8:167:PRO:O	2.15	0.47
50:H8:155:LEU:HA	50:H8:155:LEU:HD23	1.55	0.47
57:O8:40:CYS:SG	57:O8:45:LYS:HE2	2.55	0.47
59:Q8:61:LEU:O	59:Q8:63:PRO:HD3	2.15	0.47
1:1G:142:G:H2'	1:1G:143:A:H8	1.78	0.47
1:1G:450:G:N7	1:1G:481:G:C6	2.83	0.47
1:1G:865:A:O5'	1:1G:865:A:H8	1.97	0.47
1:1G:1109:C:H2'	1:1G:1110:A:O4'	2.13	0.47
1:1G:1321:C:N4	1:1G:1322:C:N4	2.63	0.47
1:1G:1326:C:OP1	21:1B:12:LYS:HE3	2.14	0.47
4:32:28:SER:HA	4:32:29:PRO:HA	1.61	0.47
4:32:31:CYS:HB2	4:32:33:MET:H	1.80	0.47
4:32:178:VAL:C	4:32:180:GLY:H	2.18	0.47
6:52:1:MET:HG2	6:52:68:PRO:HA	1.97	0.47
8:72:97:VAL:O	8:72:100:ILE:HG13	2.15	0.47

Continued on next page...

Continued from previous page...

Atom-1	Atom-2	Interatomic distance (Å)	Clash overlap (Å)
14:5A:53:LEU:HD23	14:5A:53:LEU:HA	1.61	0.47
15:6A:25:THR:HG21	15:6A:70:LEU:HB2	1.95	0.47
17:8A:56:VAL:HG21	17:8A:81:ARG:HG3	1.97	0.47
22:1L:27:A:H61	22:1L:45:C:H42	1.63	0.47
24:3L:49:C:H5''	24:3L:49:C:O2	2.15	0.47
26:14:26:G:C6	26:14:27:G:N1	2.83	0.47
26:14:131:G:OP2	63:14:3896:HOH:O	2.21	0.47
26:14:498:G:H21	49:C5:47:LYS:HZ1	1.59	0.47
26:14:662:G:H5'	40:35:15:ARG:CA	2.45	0.47
26:14:673:C:H4'	31:39:82:ILE:CG1	2.44	0.47
26:14:1812:A:H2'	26:14:1813:G:H8	1.80	0.47
26:14:2295:C:H41	43:65:13:ARG:HH22	1.62	0.47
26:14:2357:U:P	51:E5:20:ARG:HH11	2.36	0.47
26:14:2441:C:OP2	26:14:2586:C:O2'	2.27	0.47
26:14:2614:A:H3'	63:14:3791:HOH:O	2.15	0.47
26:14:2776:A:H4'	26:14:2777:G:O5'	2.15	0.47
26:14:2836:U:H2'	26:14:2837:G:C8	2.50	0.47
27:1J:116:G:H2'	27:1J:117:G:O4'	2.14	0.47
29:19:85:ASP:OD1	29:19:87:ASN:ND2	2.48	0.47
31:39:8:GLN:HB3	31:39:124:LEU:HD11	1.96	0.47
33:59:54:ARG:HB3	33:59:65:HIS:HB2	1.95	0.47
33:59:102:ALA:HB2	33:59:116:GLU:HA	1.97	0.47
35:69:4:ILE:HG23	35:69:18:VAL:HG22	1.97	0.47
43:65:77:ALA:O	43:65:80:LEU:N	2.47	0.47
44:75:5:ALA:O	44:75:8:LYS:N	2.48	0.47
1:13:243:A:H4'	1:13:244:U:H3'	1.97	0.47
1:13:1178:G:N2	1:13:1181:G:C8	2.80	0.47
2:1E:17:PHE:CD2	2:1E:44:LEU:HD21	2.50	0.47
17:8I:55:ASP:HA	17:8I:79:SER:HA	1.96	0.47
21:1F:5:ASP:O	21:1F:11:GLY:HA3	2.15	0.47
26:1H:349:G:H2'	26:1H:350:U:O4'	2.15	0.47
26:1H:616:A:C4	31:31:180:GLY:HA2	2.50	0.47
26:1H:1045:A:O5'	26:1H:1046:A:H5'	2.15	0.47
26:1H:1678:G:H21	26:1H:1989:G:H22	1.57	0.47
33:51:9:ILE:HG23	33:51:51:ARG:HB3	1.96	0.47
37:48:82:ALA:O	37:48:84:LEU:N	2.48	0.47
40:78:71:VAL:CG1	40:78:72:PRO:HD3	2.45	0.47
50:H8:165:VAL:HA	50:H8:167:PRO:HD3	1.97	0.47
1:1G:673:G:H5''	6:52:87:ARG:CZ	2.44	0.47
1:1G:1099:G:C6	1:1G:1100:C:N3	2.83	0.47
1:1G:1238:A:H2	1:1G:1241:G:N3	2.12	0.47

Continued on next page...

Continued from previous page...

Atom-1	Atom-2	Interatomic distance (Å)	Clash overlap (Å)
1:1G:1306:A:H1'	1:1G:1332:A:C6	2.49	0.47
1:1G:1443:G:H22	44:75:119:LYS:HB2	1.80	0.47
1:1G:1523:G:OP1	11:2A:123:LYS:HD2	2.15	0.47
5:42:60:TYR:HB3	5:42:64:ARG:CZ	2.44	0.47
6:52:21:LEU:HD22	6:52:21:LEU:HA	1.71	0.47
17:8A:59:ILE:CG2	17:8A:71:PHE:HB3	2.45	0.47
26:14:459:U:H2'	26:14:460:A:H8	1.80	0.47
26:14:910:A:C5	41:45:13:GLN:HG3	2.50	0.47
26:14:1019:U:H2'	26:14:1020:A:H8	1.79	0.47
26:14:1215:G:C4	26:14:1216:G:C8	3.03	0.47
26:14:1252:G:N3	45:85:33:ARG:HD2	2.30	0.47
26:14:1316:U:H2'	26:14:1317:A:H8	1.79	0.47
26:14:1751:C:H2'	26:14:1752:C:C6	2.50	0.47
26:14:2401:U:H2'	26:14:2402:C:H5''	1.96	0.47
26:14:2629:A:H1'	26:14:2895:U:O4	2.15	0.47
32:49:122:PRO:HG3	32:49:181:ARG:CZ	2.45	0.47
40:35:95:VAL:HG12	40:35:125:VAL:HA	1.95	0.47
43:65:7:TYR:CZ	43:65:91:PRO:HG3	2.50	0.47
43:65:102:ALA:O	43:65:105:ALA:N	2.48	0.47
49:C5:37:VAL:HG23	49:C5:67:LEU:HB3	1.96	0.47
53:G5:45:SER:O	53:G5:45:SER:OG	2.32	0.47
1:13:9:G:C2	1:13:26:A:C6	3.02	0.47
1:13:114:U:O2'	1:13:115:G:H5'	2.15	0.47
1:13:660:G:OP1	15:6I:5:LYS:HD3	2.15	0.47
1:13:1316:G:N2	1:13:1319:A:OP2	2.38	0.47
10:1I:3:LYS:O	10:1I:100:THR:HA	2.14	0.47
20:BI:43:LEU:HD12	20:BI:51:GLU:HB3	1.96	0.47
22:1K:14:A:O2'	22:1K:15:G:C8	2.66	0.47
23:2K:17:C:OP1	23:2K:61:U:O2'	2.26	0.47
26:1H:36:G:C5	26:1H:37:C:C5	3.03	0.47
26:1H:49:A:H4'	26:1H:50:U:H5''	1.97	0.47
26:1H:197:A:H62	26:1H:2430:A:H2'	1.79	0.47
26:1H:354:G:H2'	26:1H:355:G:H8	1.80	0.47
26:1H:547:A:H2'	26:1H:548:A:C8	2.50	0.47
26:1H:861:A:N3	27:16:79:C:O2'	2.47	0.47
26:1H:934:G:H2'	26:1H:935:C:H6	1.80	0.47
26:1H:957:A:N1	26:1H:2458:G:H4'	2.30	0.47
26:1H:1050:A:C8	26:1H:2751:G:C4	3.03	0.47
26:1H:1667:G:O2'	26:1H:1991:U:O4	2.28	0.47
26:1H:2102:U:H2'	26:1H:2103:C:C6	2.50	0.47
26:1H:2213:U:H1'	52:J8:52:ARG:CZ	2.45	0.47

Continued on next page...

Continued from previous page...

Atom-1	Atom-2	Interatomic distance (Å)	Clash overlap (Å)
26:1H:2788:C:O2'	26:1H:2809:A:N3	2.43	0.47
27:16:72:G:C4	63:16:330:HOH:O	2.66	0.47
29:11:154:LYS:HB2	29:11:155:LEU:HD12	1.97	0.47
31:31:59:TYR:CD1	31:31:78:ILE:HD11	2.50	0.47
39:68:8:LEU:N	39:68:8:LEU:HD23	2.30	0.47
43:A8:67:ARG:O	43:A8:71:ARG:HG3	2.15	0.47
48:F8:23:GLU:H	48:F8:23:GLU:HG2	1.35	0.47
52:J8:85:LEU:HD13	52:J8:85:LEU:HA	1.50	0.47
55:M8:23:GLU:HG2	55:M8:25:TYR:HD2	1.80	0.47
1:1G:1023:G:C4	1:1G:1024:G:H1'	2.50	0.47
1:1G:1328:C:OP1	21:1B:21:TYR:OH	2.31	0.47
2:12:32:ILE:HD11	2:12:34:ALA:O	2.15	0.47
2:12:137:ARG:HH12	2:12:141:GLU:HB2	1.80	0.47
5:42:103:GLY:O	5:42:106:PRO:HD2	2.14	0.47
8:72:7:ALA:O	8:72:11:THR:OG1	2.33	0.47
26:14:273(C):C:H5'	26:14:273(D):C:OP2	2.15	0.47
26:14:574:C:P	63:14:3741:HOH:O	2.70	0.47
26:14:827:U:OP2	26:14:828:U:C5	2.68	0.47
26:14:1639:U:OP1	63:14:3887:HOH:O	2.20	0.47
26:14:1753:G:N1	26:14:1756:G:C2	2.83	0.47
26:14:1959:G:H2'	26:14:1960:A:H5''	1.97	0.47
26:14:2209:C:O2	26:14:2216:G:C2	2.68	0.47
27:1J:42:C:N3	32:49:91:ARG:NH2	2.62	0.47
29:19:253:GLN:CG	29:19:255:LYS:HZ1	2.27	0.47
30:29:36:ARG:HD3	30:29:85:ASN:OD1	2.14	0.47
33:59:87:LEU:HA	33:59:163:TYR:O	2.15	0.47
33:59:153:LYS:N	33:59:154:PRO:HD3	2.30	0.47
40:35:80:TYR:CD1	40:35:111:ARG:HB2	2.50	0.47
41:45:32:TYR:HE2	41:45:109:VAL:HG23	1.79	0.47
48:B5:12:VAL:HG23	48:B5:17:ALA:HB2	1.97	0.47
52:F5:16:ASN:HB3	52:F5:37:ILE:HD11	1.96	0.47
1:13:272:C:H2'	1:13:273:A:C8	2.50	0.47
1:13:277:C:OP1	17:8I:41:LYS:HE2	2.15	0.47
1:13:947:G:OP1	13:4I:108:ARG:HB3	2.14	0.47
1:13:1003:G:H1	1:13:1037:C:H42	1.62	0.47
1:13:1012:U:H2'	1:13:1013:G:C8	2.50	0.47
1:13:1028(B):C:H41	1:13:1032(A):G:H21	1.63	0.47
1:13:1345:U:H4'	1:13:1346:A:H5'	1.96	0.47
1:13:1399:C:C2	1:13:1502:A:N6	2.82	0.47
2:1E:19:HIS:CD2	2:1E:206:ASP:HB2	2.50	0.47
10:1I:54:PHE:CE1	10:1I:55:LYS:HE3	2.50	0.47

Continued on next page...

Continued from previous page...

Atom-1	Atom-2	Interatomic distance (Å)	Clash overlap (Å)
12:3I:110:VAL:CG2	12:3I:120:TYR:HB3	2.45	0.47
26:1H:273:G:H1	26:1H:364:C:N4	2.13	0.47
26:1H:831:G:OP1	63:1H:3971:HOH:O	2.21	0.47
26:1H:1021:A:C8	26:1H:1022:G:H5'	2.49	0.47
26:1H:1486:A:H2'	26:1H:1487:G:H8	1.79	0.47
26:1H:1726:G:H2'	26:1H:1727:U:O4'	2.14	0.47
26:1H:1879:C:H2'	26:1H:1880:C:O4'	2.15	0.47
26:1H:2250:G:C6	41:88:83:MET:HB3	2.50	0.47
26:1H:2693:A:H2'	26:1H:2694:G:H8	1.80	0.47
26:1H:2808:U:H2'	26:1H:2809:A:H8	1.80	0.47
26:1H:2820:A:OP2	42:98:2:ARG:NH1	2.47	0.47
26:1H:2860:A:C8	26:1H:2861:G:H1'	2.49	0.47
27:16:12:C:O2'	51:18:74:ARG:HG2	2.15	0.47
30:21:92:THR:HG22	30:21:93:VAL:H	1.80	0.47
31:31:34:TRP:NE1	40:78:8:PRO:HD3	2.30	0.47
37:48:73:PRO:HB2	37:48:127:ILE:HD12	1.97	0.47
44:B8:26:ASP:HB2	44:B8:90:GLN:O	2.15	0.47
46:D8:21:ARG:HG2	46:D8:91:TYR:HE2	1.79	0.47
46:D8:93:GLU:O	46:D8:94:LEU:HD23	2.14	0.47
53:K8:64:LEU:HD22	53:K8:68:ARG:HD2	1.96	0.47
54:L8:9:VAL:HG21	54:L8:55:ARG:HG3	1.97	0.47
55:M8:13:ARG:CZ	55:M8:22:ILE:HG23	2.45	0.47
1:1G:359:U:H2'	1:1G:360:A:H8	1.76	0.47
1:1G:1321:C:C4	1:1G:1322:C:C5	3.03	0.47
1:1G:1353:G:N2	1:1G:1354:C:O2	2.48	0.47
3:22:37:GLN:HG2	3:22:40:ARG:NH1	2.29	0.47
9:82:84:ALA:O	9:82:87:GLN:HB3	2.15	0.47
10:1A:63:PHE:HB3	14:5A:57:ARG:O	2.14	0.47
23:2L:12:G:H1'	26:14:1923:U:O2'	2.15	0.47
26:14:91:A:H2'	26:14:92:G:H8	1.80	0.47
26:14:1025:G:C4	26:14:1135:C:H1'	2.50	0.47
26:14:1075:C:H2'	26:14:1076:C:H6	1.80	0.47
26:14:1111:A:C5'	33:59:3:ARG:HD3	2.43	0.47
26:14:1138:G:C4	26:14:1139:G:H1'	2.50	0.47
26:14:1567:A:O2'	29:19:63:ARG:NH2	2.48	0.47
26:14:1790:C:H2'	26:14:1791:A:C5	2.50	0.47
29:19:3:VAL:HG23	29:19:200:ASP:OD2	2.14	0.47
35:69:10:GLU:O	35:69:11:ASN:HB2	2.14	0.47
49:C5:39:VAL:O	49:C5:40:GLU:HB2	2.15	0.47
1:13:983:A:H5'	1:13:984:C:OP2	2.15	0.46
2:1E:166:ASP:OD2	2:1E:169:LYS:HG3	2.15	0.46

Continued on next page...

Continued from previous page...

Atom-1	Atom-2	Interatomic distance (Å)	Clash overlap (Å)
8:7E:120:THR:N	8:7E:123:GLU:HG3	2.26	0.46
9:8E:19:LEU:HD12	9:8E:84:ALA:HB3	1.97	0.46
9:8E:42:ARG:NH1	9:8E:71:SER:OG	2.47	0.46
16:7I:42:ARG:O	16:7I:44:THR:HG23	2.15	0.46
24:3K:7:G:C4	24:3K:50:G:N7	2.83	0.46
26:1H:239:U:H2'	26:1H:240:G:C8	2.50	0.46
26:1H:946:G:OP1	63:1H:3736:HOH:O	2.20	0.46
26:1H:1189:A:P	63:1H:3913:HOH:O	2.73	0.46
26:1H:1337:G:H2'	26:1H:1338:G:H8	1.80	0.46
26:1H:2394:C:H2'	26:1H:2395:C:H6	1.80	0.46
29:11:126:GLN:HG2	29:11:127:VAL:N	2.30	0.46
29:11:260:ARG:NH1	29:11:267:SER:OG	2.47	0.46
30:21:101:ARG:HB3	30:21:201:THR:OG1	2.15	0.46
34:18:5:ILE:H	34:18:5:ILE:HD12	1.79	0.46
1:1G:815:A:N7	1:1G:1509:C:O2'	2.37	0.46
1:1G:1124:G:HO2'	1:1G:1145:C:N4	2.12	0.46
1:1G:1261:A:H5'	1:1G:1283:G:O3'	2.15	0.46
2:12:5:ILE:HD13	2:12:55:PHE:HB3	1.97	0.46
2:12:78:GLN:O	2:12:94:ASN:ND2	2.48	0.46
9:82:28:VAL:CG2	9:82:63:ILE:HB	2.43	0.46
10:1A:6:ILE:HG23	10:1A:98:ILE:HG23	1.97	0.46
10:1A:38:ILE:HB	10:1A:71:LEU:O	2.15	0.46
11:2A:33:THR:HA	11:2A:39:PRO:HA	1.96	0.46
20:BA:25:ARG:HG3	20:BA:29:LYS:NZ	2.29	0.46
20:BA:64:ASP:OD2	20:BA:81:LYS:HD2	2.13	0.46
22:1L:5:C:C2'	22:1L:6:C:H5'	2.45	0.46
22:1L:69:G:H2'	22:1L:70:A:C8	2.50	0.46
26:14:29:U:H2'	26:14:30:G:C8	2.50	0.46
26:14:1170:G:C2'	26:14:1171:G:H5'	2.44	0.46
26:14:1448:G:H1'	26:14:1528:A:H62	1.80	0.46
26:14:1537:C:H2'	26:14:1538:G:C8	2.50	0.46
26:14:1970:A:P	63:14:3793:HOH:O	2.70	0.46
26:14:2287:A:N6	26:14:2344:U:N3	2.54	0.46
26:14:2419:U:H5''	59:M5:34:TRP:H	1.80	0.46
26:14:2458:G:O2'	26:14:2490:G:O6	2.23	0.46
33:59:89:ILE:HG23	33:59:129:THR:O	2.15	0.46
39:25:104:ARG:CZ	39:25:104:ARG:HB2	2.43	0.46
47:A5:47:VAL:HA	47:A5:50:VAL:HG12	1.97	0.46
50:D5:107:THR:N	50:D5:108:PRO:HD3	2.31	0.46
51:E5:12:ASN:HA	51:E5:14:ARG:NH2	2.17	0.46
1:13:250:A:H5'	1:13:250:A:H8	1.80	0.46

Continued on next page...

Continued from previous page...

Atom-1	Atom-2	Interatomic distance (Å)	Clash overlap (Å)
1:13:295:C:H2'	1:13:296:U:O4'	2.14	0.46
1:13:498:A:H4'	1:13:500:G:OP1	2.14	0.46
1:13:558:G:H2'	1:13:559:A:H2	1.80	0.46
1:13:673:G:H2'	1:13:674:G:C8	2.50	0.46
1:13:1003:G:N1	1:13:1036:G:O6	2.48	0.46
3:2E:95:THR:HB	3:2E:97:LYS:HG3	1.97	0.46
4:3E:65:ARG:HG3	4:3E:70:ILE:HG22	1.98	0.46
4:3E:96:LEU:HG	4:3E:139:ARG:HH12	1.80	0.46
4:3E:209:ARG:HE	4:3E:209:ARG:CA	2.28	0.46
7:6E:5:ARG:HH21	7:6E:8:GLU:HG2	1.81	0.46
10:1I:63:PHE:HB3	14:5I:57:ARG:O	2.15	0.46
12:3I:10:LEU:HD23	17:8I:32:TYR:CZ	2.50	0.46
23:2K:17:C:OP2	23:2K:18:C:O2'	2.20	0.46
26:1H:67:U:H2'	26:1H:68:G:H8	1.80	0.46
26:1H:330:A:O2'	26:1H:331:A:C8	2.57	0.46
26:1H:890:A:C8	26:1H:892:G:C8	3.00	0.46
26:1H:2069:G:H4'	63:1H:4282:HOH:O	2.13	0.46
26:1H:2126:A:H1'	26:1H:2162:G:H21	1.80	0.46
26:1H:2469:A:O2'	41:88:56:ARG:HG2	2.16	0.46
26:1H:2784:C:H5''	30:21:41:LYS:NZ	2.30	0.46
26:1H:2846:G:H2'	26:1H:2847:U:O4'	2.16	0.46
29:11:35:LYS:HB2	29:11:62:TYR:O	2.15	0.46
29:11:35:LYS:HA	29:11:64:ILE:HG22	1.97	0.46
31:31:177:ALA:HB1	31:31:178:PRO:HD2	1.97	0.46
37:48:117:THR:HG23	37:48:122:ALA:HB1	1.97	0.46
41:88:5:ARG:O	41:88:7:MET:N	2.48	0.46
42:98:50:HIS:NE2	42:98:54:LEU:HD21	2.30	0.46
50:H8:11:GLU:HG2	50:H8:36:LYS:HZ1	1.80	0.46
51:I8:48:GLY:N	51:I8:79:VAL:O	2.45	0.46
1:1G:144:G:H1	1:1G:178:C:N4	2.14	0.46
1:1G:719:C:C5	1:1G:720:C:C4	3.03	0.46
1:1G:837:G:H2'	1:1G:838:G:O4'	2.15	0.46
1:1G:1095:U:H2'	1:1G:1096:C:H6	1.79	0.46
1:1G:1227:A:O2'	13:4A:115:LYS:HB2	2.15	0.46
2:12:85:ALA:HB1	2:12:92:TYR:HB3	1.96	0.46
26:14:188:G:H5'	52:F5:14:VAL:HG21	1.97	0.46
26:14:511:U:H3'	26:14:512:G:H5''	1.97	0.46
26:14:859:G:O2'	26:14:916:G:O6	2.28	0.46
26:14:1830:C:O5'	26:14:1830:C:H6	1.98	0.46
26:14:2165:G:H8	26:14:2166:G:H5'	1.80	0.46
26:14:2352:A:N3	51:E5:33:ALA:HB1	2.30	0.46

Continued on next page...

Continued from previous page...

Atom-1	Atom-2	Interatomic distance (Å)	Clash overlap (Å)
33:59:95:ARG:HE	33:59:95:ARG:HB3	1.42	0.46
39:25:22:ILE:HD12	39:25:22:ILE:HA	1.49	0.46
45:85:88:ILE:HG23	45:85:90:VAL:HB	1.97	0.46
49:C5:8:LYS:HE2	49:C5:8:LYS:HB3	1.78	0.46
54:H5:37:LEU:HD13	54:H5:43:ILE:HG21	1.97	0.46
1:13:115:G:C2	1:13:289:G:N7	2.84	0.46
1:13:626:U:N3	1:13:627:G:N7	2.63	0.46
1:13:872:A:C4	1:13:874:G:N7	2.83	0.46
1:13:1244:C:H2'	1:13:1245:A:C8	2.51	0.46
1:13:1375:A:P	7:6E:28:ASN:HD22	2.38	0.46
4:3E:26:CYS:HA	61:3E:303:SF4:S3	2.55	0.46
5:4E:63:ARG:HA	5:4E:66:MET:HE2	1.98	0.46
9:8E:33:PHE:HE2	9:8E:47:LEU:HD21	1.80	0.46
15:6I:6:GLU:O	15:6I:10:LYS:HG2	2.15	0.46
16:7I:57:ARG:HH21	16:7I:79:VAL:C	2.18	0.46
26:1H:141(A):C:H2'	26:1H:142:G:O4'	2.16	0.46
26:1H:606:U:H4'	26:1H:658:C:H4'	1.98	0.46
26:1H:842:G:H2'	26:1H:843:G:O4'	2.16	0.46
26:1H:844:C:H2'	26:1H:845:G:O4'	2.15	0.46
26:1H:1021:A:C8	26:1H:1021:A:C3'	2.96	0.46
26:1H:1514:U:H2'	26:1H:1515:C:H6	1.80	0.46
26:1H:1899:G:N2	26:1H:1902:C:H5	2.13	0.46
26:1H:2402:C:O2'	26:1H:2403:C:OP1	2.33	0.46
29:11:244:ARG:HB2	29:11:245:PRO:HD2	1.97	0.46
30:21:108:SER:O	30:21:162:ALA:HA	2.15	0.46
38:58:67:LEU:HA	38:58:87:LEU:HD12	1.98	0.46
38:58:95:PRO:O	38:58:98:VAL:HG12	2.16	0.46
39:68:112:MET:H	39:68:112:MET:HG2	1.38	0.46
44:B8:70:VAL:HG12	44:B8:71:GLY:O	2.15	0.46
53:K8:15:LYS:HD3	53:K8:67:LYS:HZ1	1.80	0.46
1:1G:160:A:H2'	1:1G:161:A:O4'	2.15	0.46
1:1G:619:U:O2	4:32:135:LEU:HD22	2.15	0.46
1:1G:630:G:H2'	1:1G:631:G:H2'	1.96	0.46
1:1G:843:U:H3'	1:1G:848:C:O4'	2.15	0.46
1:1G:1189:C:H5''	1:1G:1190:G:OP2	2.15	0.46
1:1G:1329:A:H2'	1:1G:1330:U:O4'	2.16	0.46
1:1G:1349:A:H2'	1:1G:1350:A:O4'	2.16	0.46
4:32:148:VAL:HG12	4:32:152:SER:OG	2.16	0.46
9:82:99:LEU:HB3	9:82:101:PHE:CD1	2.50	0.46
13:4A:13:LYS:O	13:4A:45:VAL:HG23	2.15	0.46
22:1L:31:G:N2	22:1L:41:C:N3	2.57	0.46

Continued on next page...

Continued from previous page...

Atom-1	Atom-2	Interatomic distance (Å)	Clash overlap (Å)
22:1L:49:C:H2'	22:1L:60:A:H4'	1.96	0.46
23:2L:1:C:H4'	41:45:87:LYS:NZ	2.30	0.46
26:14:363:G:H2'	26:14:363(A):A:C8	2.47	0.46
26:14:597:U:H2'	26:14:598:G:C8	2.50	0.46
26:14:941:A:H2'	26:14:942:G:C8	2.51	0.46
26:14:957:A:C6	26:14:2459:A:C8	3.04	0.46
26:14:1055:G:N2	26:14:1085:A:O2'	2.48	0.46
26:14:1314:C:H5''	63:14:4010:HOH:O	2.15	0.46
26:14:1564:C:O2'	26:14:1565:C:H5'	2.16	0.46
26:14:1859:A:N6	26:14:1883:G:O2'	2.48	0.46
26:14:2058:A:OP1	63:14:3890:HOH:O	2.20	0.46
26:14:2107:C:H42	26:14:2182:G:H1	1.63	0.46
26:14:2269:A:P	63:14:3788:HOH:O	2.73	0.46
41:45:135:ASP:HB2	50:D5:49:ARG:HH12	1.80	0.46
42:55:38:VAL:HG22	42:55:112:ALA:HB2	1.97	0.46
42:55:103:ARG:CZ	42:55:110:PRO:HD3	2.45	0.46
43:65:5:THR:O	43:65:8:GLU:N	2.48	0.46
43:65:11:LYS:HG3	43:65:91:PRO:HD3	1.96	0.46
44:75:99:LEU:HD22	44:75:101:PHE:HE1	1.80	0.46
45:85:92:ARG:C	45:85:94:ASN:H	2.19	0.46
56:J5:31:VAL:HG13	56:J5:42:PRO:HG3	1.96	0.46
58:L5:8:ASN:C	58:L5:8:ASN:OD1	2.53	0.46
1:13:109:A:N7	1:13:326:G:H2'	2.30	0.46
1:13:636:U:H2'	1:13:637:G:H8	1.80	0.46
1:13:983:A:H1'	1:13:1049:U:O2	2.15	0.46
1:13:1409:C:H2'	1:13:1410:G:C8	2.50	0.46
3:2E:35:GLU:O	3:2E:38:ARG:N	2.48	0.46
11:2I:21:ILE:HG12	11:2I:30:VAL:CG1	2.43	0.46
23:2K:17:C:H4'	23:2K:18:C:OP2	2.16	0.46
26:1H:609(A):G:H2'	26:1H:610:C:C6	2.50	0.46
26:1H:1058:U:H2'	26:1H:1059:G:C8	2.50	0.46
26:1H:1354:A:O3'	29:11:39:LYS:HE3	2.16	0.46
26:1H:1439:A:C2	26:1H:1553:A:C5	3.04	0.46
26:1H:1508:A:H4'	26:1H:1509:C:C1'	2.45	0.46
26:1H:2876:G:O5'	44:B8:2:ASN:HA	2.15	0.46
31:31:39:TRP:O	31:31:43:LYS:HG2	2.16	0.46
31:31:129:PHE:O	31:31:142:TRP:CD1	2.68	0.46
33:51:4:ILE:HG21	33:51:6:ARG:CZ	2.45	0.46
35:61:33:ARG:O	35:61:35:LEU:N	2.49	0.46
36:38:108:LYS:HG2	36:38:109:SER:HB3	1.96	0.46
43:A8:65:VAL:O	43:A8:69:VAL:HG12	2.16	0.46

Continued on next page...

Continued from previous page...

Atom-1	Atom-2	Interatomic distance (Å)	Clash overlap (Å)
45:C8:58:ARG:HA	45:C8:61:TRP:CE3	2.50	0.46
49:G8:54:LYS:O	49:G8:55:TYR:CD2	2.69	0.46
59:Q8:16:ILE:HD13	59:Q8:59:LYS:HG3	1.96	0.46
1:1G:192:U:H2'	1:1G:193:C:H6	1.80	0.46
1:1G:197:A:H8	1:1G:198:G:N9	2.13	0.46
1:1G:695:A:H2'	1:1G:696:A:C8	2.50	0.46
1:1G:868:C:H2'	1:1G:869:G:O4'	2.15	0.46
1:1G:1251:A:H2'	1:1G:1252:A:C8	2.51	0.46
1:1G:1322:C:O2	1:1G:1322:C:H2'	2.15	0.46
2:12:82:ARG:HA	2:12:92:TYR:CE2	2.51	0.46
3:22:121:ALA:HB2	3:22:198:VAL:CG2	2.46	0.46
4:32:30:LYS:HB3	4:32:35:ARG:NH1	2.30	0.46
4:32:160:GLN:HA	4:32:163:GLU:HB2	1.96	0.46
5:42:122:GLU:O	5:42:126:ARG:NH1	2.49	0.46
8:72:8:ASP:O	8:72:12:ARG:HG3	2.15	0.46
8:72:73:ASP:OD1	8:72:75:ARG:HB2	2.15	0.46
9:82:5:TYR:HE1	9:82:16:ARG:HG2	1.80	0.46
9:82:55:ALA:C	9:82:57:GLY:H	2.17	0.46
9:82:55:ALA:O	9:82:57:GLY:N	2.48	0.46
10:1A:9:ARG:O	10:1A:95:GLU:HB3	2.15	0.46
22:1L:6:C:O2'	22:1L:7:G:H8	1.98	0.46
23:2L:54:G:H2'	23:2L:55:5MU:C6	2.49	0.46
24:3L:42:G:C6	24:3L:43:A:C5	3.03	0.46
26:14:108:U:H2'	26:14:109:G:C8	2.50	0.46
26:14:333:G:H5''	26:14:334:C:OP2	2.15	0.46
26:14:623:G:H2'	26:14:624:C:C6	2.50	0.46
26:14:637:A:OP1	40:35:133:SER:OG	2.23	0.46
26:14:1007:C:OP1	38:15:35:ARG:NH1	2.48	0.46
26:14:1048:A:H61	33:59:2:SER:HB2	1.80	0.46
26:14:1328:G:H2'	26:14:1330:C:C4	2.50	0.46
26:14:1742:C:H5'	26:14:1743:G:OP2	2.15	0.46
26:14:2233:U:H2'	26:14:2234:G:C8	2.50	0.46
26:14:2683:C:OP1	44:75:53:ARG:NH2	2.48	0.46
26:14:2861:G:C2	26:14:2862:G:C4	3.03	0.46
30:29:53:PRO:HA	30:29:74:PRO:HB3	1.97	0.46
41:45:110:THR:H	41:45:113:GLN:HE21	1.62	0.46
43:65:27:SER:HA	43:65:88:ASP:HB2	1.97	0.46
51:E5:72:ARG:HH21	51:E5:75:LEU:HD12	1.81	0.46
52:F5:67:ILE:HA	52:F5:67:ILE:HD13	1.76	0.46
59:M5:22:VAL:HB	59:M5:55:ALA:HB1	1.97	0.46
1:13:154:C:N4	1:13:167:G:H1	2.13	0.46

Continued on next page...

Continued from previous page...

Atom-1	Atom-2	Interatomic distance (Å)	Clash overlap (Å)
1:13:609:A:C2'	1:13:610:G:H5'	2.45	0.46
1:13:727:G:N2	1:13:730:G:OP2	2.41	0.46
1:13:952:U:C5	13:4I:104:ARG:NH1	2.83	0.46
2:1E:28:PHE:CD2	2:1E:190:THR:HA	2.50	0.46
2:1E:189:ASP:OD1	2:1E:205:ASP:HB3	2.14	0.46
3:2E:19:GLU:O	3:2E:40:ARG:NH2	2.48	0.46
3:2E:119:ARG:O	3:2E:123:GLN:HG3	2.16	0.46
6:5E:30:LEU:HB3	6:5E:35:ALA:HB3	1.96	0.46
10:1I:89:ASP:C	10:1I:91:PRO:HD3	2.36	0.46
12:3I:111:LYS:HD2	12:3I:111:LYS:HA	1.78	0.46
26:1H:996:A:H4'	45:C8:92:ARG:NE	2.30	0.46
26:1H:1177:A:H5'	26:1H:1178:C:OP1	2.16	0.46
26:1H:1202:C:N4	26:1H:1203:G:C6	2.84	0.46
26:1H:1410:G:H2'	26:1H:1411:C:C6	2.51	0.46
26:1H:2117:A:H2'	26:1H:2147:G:H21	1.80	0.46
26:1H:2134:A:N9	26:1H:2158:A:H2	2.14	0.46
26:1H:2211:G:O2'	26:1H:2212:A:OP1	2.31	0.46
27:16:13:A:O2'	27:16:15:A:H5''	2.16	0.46
30:21:96:PHE:O	30:21:175:VAL:HG11	2.16	0.46
32:4I:66:GLN:HA	55:M8:6:HIS:HE1	1.79	0.46
43:A8:8:GLU:O	43:A8:11:LYS:HB3	2.15	0.46
50:H8:113:ALA:N	50:H8:114:GLY:HA2	2.30	0.46
52:J8:87:PRO:HB2	52:J8:91:LYS:NZ	2.31	0.46
56:N8:40:LYS:NZ	56:N8:48:GLU:H	2.14	0.46
4:32:21:LEU:HD12	4:32:21:LEU:H	1.79	0.46
11:2A:17:GLY:N	11:2A:79:SER:O	2.48	0.46
14:5A:42:ILE:H	14:5A:42:ILE:HG12	1.45	0.46
15:6A:82:ILE:O	15:6A:86:GLY:N	2.48	0.46
19:AA:58:VAL:O	19:AA:60:VAL:HG22	2.16	0.46
26:14:303:U:H2'	26:14:304:G:C8	2.51	0.46
26:14:589:C:H5''	31:39:95:ARG:HH12	1.80	0.46
26:14:676:A:H2	26:14:802:A:H61	1.62	0.46
26:14:997:G:OP1	45:85:93:LYS:HB2	2.14	0.46
26:14:1519:G:C6	26:14:1520:U:C4	3.03	0.46
26:14:2819:G:N7	63:14:4038:HOH:O	2.35	0.46
30:29:111:ARG:HB2	30:29:160:TYR:O	2.15	0.46
31:39:102:PRO:HB2	31:39:105:VAL:HG23	1.97	0.46
41:45:21:THR:HA	41:45:98:LYS:HB2	1.98	0.46
43:65:61:ASN:OD1	43:65:64:GLU:HG2	2.15	0.46
49:C5:59:GLY:O	49:C5:60:PHE:HB2	2.14	0.46
1:13:303:A:H2'	1:13:304:U:O4'	2.15	0.46

Continued on next page...

Continued from previous page...

Atom-1	Atom-2	Interatomic distance (Å)	Clash overlap (Å)
1:13:429:U:H3'	4:3E:9:CYS:SG	2.56	0.46
1:13:580:U:H2'	1:13:581:G:O4'	2.15	0.46
1:13:954:G:H21	1:13:1227:A:H62	1.62	0.46
1:13:1027:C:H1'	1:13:1028:C:C5	2.50	0.46
1:13:1207:G:H2'	1:13:1208:C:C6	2.50	0.46
2:1E:185:ILE:HA	2:1E:199:TYR:O	2.14	0.46
4:3E:153:ARG:HB3	4:3E:181:MET:SD	2.56	0.46
13:4I:23:TYR:CD2	13:4I:67:GLU:HA	2.49	0.46
18:9I:26:LEU:HD13	18:9I:42:ARG:HD2	1.98	0.46
26:1H:1889:A:H2'	26:1H:1890:A:C8	2.50	0.46
26:1H:2022:U:O2'	26:1H:2617:C:H5'	2.15	0.46
26:1H:2287:A:H2	26:1H:2346:A:H2	1.62	0.46
27:16:95:U:H2'	27:16:96:G:C8	2.50	0.46
28:71:177:LYS:HB3	28:71:180:PHE:CZ	2.51	0.46
40:78:78:PRO:HB3	40:78:111:ARG:NH2	2.30	0.46
44:B8:41:ARG:HH12	44:B8:43:GLN:HG3	1.78	0.46
50:H8:51:ALA:HB1	50:H8:57:ILE:HD11	1.98	0.46
50:H8:63:ASP:O	50:H8:65:GLN:N	2.48	0.46
1:1G:735:C:H2'	1:1G:736:C:H6	1.81	0.46
1:1G:859:A:C4	1:1G:860:A:C8	3.03	0.46
1:1G:1305:G:HO2'	1:1G:1306:A:P	2.39	0.46
1:1G:1326:C:H2'	1:1G:1327:C:C6	2.50	0.46
4:32:158:ILE:HA	4:32:161:ASN:HB2	1.97	0.46
9:82:43:ALA:HA	9:82:74:ILE:HD13	1.97	0.46
16:7A:74:LEU:HD22	16:7A:79:VAL:HG21	1.97	0.46
19:AA:20:LEU:HD22	19:AA:20:LEU:H	1.78	0.46
26:14:191:A:H2'	26:14:192:C:C6	2.51	0.46
26:14:397:G:O2'	26:14:2231:C:H1'	2.16	0.46
26:14:480:A:H5'	49:C5:46:LYS:NZ	2.31	0.46
26:14:996:A:H2'	26:14:997:G:H8	1.80	0.46
26:14:1180:C:H2'	26:14:1181:C:C6	2.51	0.46
26:14:1664:A:OP2	63:14:3893:HOH:O	2.20	0.46
26:14:2101:G:H2'	26:14:2102:U:O4'	2.16	0.46
26:14:2296:U:H4'	26:14:2297:C:OP1	2.15	0.46
26:14:2314:C:O2'	26:14:2315:G:H5'	2.16	0.46
31:39:132:VAL:HG13	31:39:133:ASN:OD1	2.15	0.46
31:39:157:VAL:HG12	31:39:198:ALA:HB1	1.97	0.46
41:45:42:ILE:HD13	41:45:97:VAL:CG2	2.46	0.46
46:95:40:LEU:HD23	46:95:41:GLY:H	1.81	0.46
1:13:598:U:H4'	8:7E:94:TYR:CG	2.51	0.46
1:13:667:G:H4'	15:6I:51:HIS:ND1	2.31	0.46

Continued on next page...

Continued from previous page...

Atom-1	Atom-2	Interatomic distance (Å)	Clash overlap (Å)
1:13:1189:C:H5''	1:13:1190:G:OP2	2.15	0.46
1:13:1301:U:O2	1:13:1301:U:H2'	2.16	0.46
3:2E:76:VAL:HA	3:2E:83:ARG:HD3	1.96	0.46
6:5E:69:GLU:H	6:5E:69:GLU:CD	2.18	0.46
6:5E:89:MET:HG3	18:9I:76:LEU:HD21	1.96	0.46
10:1I:95:GLU:HG3	10:1I:96:ILE:N	2.31	0.46
12:3I:7:ILE:HD11	17:8I:32:TYR:HB3	1.97	0.46
24:3K:62:C:O5'	24:3K:62:C:H6	1.97	0.46
26:1H:94:G:H21	53:K8:47:ASN:ND2	2.14	0.46
26:1H:250:G:H2'	26:1H:251:A:C8	2.51	0.46
26:1H:304:G:H2'	26:1H:305:U:C6	2.51	0.46
26:1H:671:C:OP1	40:78:42:SER:O	2.34	0.46
26:1H:1082:U:H3	26:1H:1086:A:H2	1.64	0.46
26:1H:1341:U:O4	48:F8:16:LYS:NZ	2.39	0.46
26:1H:2543:G:H2'	26:1H:2544:G:C8	2.50	0.46
26:1H:2836:U:H2'	26:1H:2837:G:C8	2.51	0.46
27:16:71:C:C4	27:16:72:G:N7	2.84	0.46
29:11:199:ALA:C	29:11:201:HIS:H	2.19	0.46
36:38:36:GLU:OE2	36:38:103:GLY:HA3	2.16	0.46
38:58:99:LEU:HD23	38:58:99:LEU:HA	1.72	0.46
45:C8:17:ILE:HG23	45:C8:39:LEU:HD12	1.97	0.46
59:Q8:46:ARG:HB2	59:Q8:47:LYS:HB2	1.97	0.46
1:1G:186(A):C:H2'	1:1G:186(B):C:C6	2.51	0.46
1:1G:926:G:C6	1:1G:1505:G:C6	3.03	0.46
1:1G:1207:G:C6	1:1G:1208:C:C4	3.04	0.46
7:62:146:GLU:CD	11:2A:54:ARG:HG2	2.36	0.46
10:1A:21:GLN:HA	10:1A:24:VAL:HB	1.98	0.46
13:4A:29:ARG:HD3	13:4A:64:TRP:CE2	2.51	0.46
26:14:11:G:H1'	26:14:2801:A:O3'	2.16	0.46
26:14:755:C:H2'	26:14:756:C:C6	2.50	0.46
26:14:1075:C:H5'	50:D5:190:GLU:OE1	2.14	0.46
26:14:1480:G:C6	26:14:1482:U:C4	3.03	0.46
26:14:2286:A:H4'	26:14:2287:A:O4'	2.16	0.46
26:14:2687:U:C4	26:14:2688:U:C5	3.03	0.46
30:29:54:GLN:NE2	30:29:72:VAL:O	2.46	0.46
32:49:138:GLN:HB3	32:49:155:MET:HE1	1.97	0.46
39:25:97:ARG:HA	39:25:117:LEU:HD22	1.97	0.46
47:A5:58:ALA:O	47:A5:64:MET:HB2	2.15	0.46
50:D5:23:LYS:HB3	50:D5:38:TYR:CD2	2.51	0.46
52:F5:2:SER:O	52:F5:4:VAL:HG12	2.15	0.46
1:13:192:U:C4'	20:BI:103:GLY:HA2	2.45	0.46

Continued on next page...

Continued from previous page...

Atom-1	Atom-2	Interatomic distance (Å)	Clash overlap (Å)
1:13:657:G:N2	1:13:749:C:O2	2.38	0.46
1:13:843:U:H3'	1:13:848:C:C6	2.51	0.46
3:2E:162:GLN:HG2	25:4K:25:A:N6	2.31	0.46
4:3E:31:CYS:C	4:3E:33:MET:H	2.19	0.46
5:4E:145:LYS:HB3	5:4E:145:LYS:HE2	1.81	0.46
10:1I:46:ARG:HA	10:1I:64:GLU:HA	1.98	0.46
13:4I:11:ARG:HG2	13:4I:12:ASN:H	1.80	0.46
26:1H:821:A:O2'	26:1H:946:G:OP2	2.28	0.46
26:1H:897:C:H2'	26:1H:898:C:O4'	2.16	0.46
26:1H:1352:U:P	63:1H:4004:HOH:O	2.74	0.46
26:1H:2352:A:C4	26:1H:2366:A:C2	3.03	0.46
26:1H:2383:G:O2'	26:1H:2384:G:H5'	2.15	0.46
26:1H:2718:G:O2'	26:1H:2847:U:OP1	2.24	0.46
26:1H:2830:G:C5'	26:1H:2830:G:H8	2.28	0.46
29:11:31:LYS:C	29:11:35:LYS:HZ1	2.17	0.46
32:41:113:ARG:HH12	32:41:142:PRO:HA	1.81	0.46
38:58:78:TYR:CD1	38:58:78:TYR:N	2.84	0.46
39:68:14:THR:O	39:68:52:VAL:HG22	2.16	0.46
42:98:62:ALA:O	42:98:66:VAL:HG23	2.16	0.46
49:G8:5:MET:HE1	49:G8:32:PRO:HA	1.98	0.46
1:1G:186:C:H1'	20:BA:81:LYS:HE2	1.97	0.46
1:1G:280:C:H3'	1:1G:281:G:H5'	1.98	0.46
1:1G:562:C:H1'	12:3A:15:ARG:HD2	1.98	0.46
1:1G:852:G:C6	1:1G:853:G:N7	2.84	0.46
1:1G:1298:C:H41	7:62:114:ARG:HB3	1.79	0.46
1:1G:1323:G:H2'	1:1G:1324:A:C8	2.51	0.46
2:12:67:THR:HG21	2:12:155:LEU:HD21	1.97	0.46
6:52:2:ARG:O	6:52:66:GLU:HA	2.15	0.46
13:4A:23:TYR:CD2	13:4A:70:LEU:HD23	2.50	0.46
13:4A:46:LYS:HE3	13:4A:46:LYS:HB2	1.77	0.46
13:4A:81:LEU:HB3	13:4A:89:GLY:HA3	1.98	0.46
16:7A:19:ILE:HG22	16:7A:36:ILE:HG13	1.97	0.46
18:9A:29:PHE:HD2	18:9A:39:VAL:HG11	1.81	0.46
23:2L:47:7MG:H3'	23:2L:48:U:C5	2.51	0.46
23:2L:47:7MG:H3'	23:2L:48:U:C6	2.51	0.46
26:14:1499:C:H2'	26:14:1500:G:C8	2.51	0.46
26:14:1789:A:H2'	26:14:1790:C:O4'	2.16	0.46
26:14:2130:U:H2'	26:14:2158:A:H61	1.81	0.46
26:14:2355:C:H5''	26:14:2356:C:OP2	2.16	0.46
26:14:2601:C:H2'	26:14:2603:G:C8	2.51	0.46
26:14:2893:G:O2'	26:14:2894:G:OP2	2.29	0.46

Continued on next page...

Continued from previous page...

Atom-1	Atom-2	Interatomic distance (Å)	Clash overlap (Å)
28:79:190:ARG:HB3	28:79:194:ARG:HH12	1.80	0.46
33:59:6:ARG:HH21	33:59:54:ARG:HH12	1.62	0.46
44:75:62:THR:HG22	44:75:75:ILE:HG12	1.98	0.46
46:95:7:THR:HG23	46:95:22:VAL:HG21	1.98	0.46
49:C5:67:LEU:HD12	49:C5:67:LEU:HA	1.66	0.46
1:13:443:C:H42	1:13:491:G:H1	1.62	0.46
1:13:1128:C:O2'	1:13:1130:A:N7	2.42	0.46
5:4E:6:PHE:CD1	5:4E:36:ASP:HB3	2.51	0.46
6:5E:86:ARG:O	6:5E:87:ARG:HG2	2.16	0.46
7:6E:13:GLN:O	7:6E:24:THR:HG21	2.16	0.46
8:7E:86:ILE:HG12	8:7E:135:CYS:HA	1.98	0.46
20:BI:30:LYS:HA	20:BI:33:ILE:HG12	1.98	0.46
26:1H:357:A:H2'	26:1H:358:U:C6	2.48	0.46
26:1H:533:G:H5'	45:C8:24:TYR:CE1	2.51	0.46
26:1H:644:A:C2	26:1H:646:A:C4	3.04	0.46
26:1H:822:U:P	63:1H:4009:HOH:O	2.74	0.46
26:1H:1080:A:H2	37:48:126:MET:HG3	1.81	0.46
26:1H:1515:C:H2'	26:1H:1516:U:H6	1.81	0.46
27:16:104:A:OP1	50:H8:72:ARG:NH2	2.39	0.46
30:21:50:GLY:HA2	30:21:77:ILE:HA	1.97	0.46
33:51:130:ARG:HE	33:51:130:ARG:HB3	1.45	0.46
36:38:50:ARG:HH22	36:38:96:PHE:HE1	1.64	0.46
54:L8:10:LYS:NZ	63:L8:102:HOH:O	2.49	0.46
1:1G:300:A:H1'	1:1G:565:U:O2	2.16	0.46
1:1G:756:C:H2'	1:1G:757:U:O4'	2.16	0.46
1:1G:975:A:C4'	1:1G:976:G:H5''	2.38	0.46
1:1G:1059:C:O2	10:1A:53:PRO:HG3	2.15	0.46
1:1G:1178:G:O2'	1:1G:1180:A:N7	2.37	0.46
1:1G:1240:U:OP2	7:62:116:ALA:N	2.40	0.46
1:1G:1258:G:H2'	1:1G:1259:C:H6	1.80	0.46
1:1G:1357:A:N7	1:1G:1358:U:C5	2.84	0.46
2:12:18:GLY:H	2:12:42:ILE:HG22	1.81	0.46
2:12:120:ALA:O	2:12:124:SER:HB2	2.16	0.46
3:22:84:ILE:O	3:22:88:ARG:NH2	2.49	0.46
4:32:98:GLU:OE2	4:32:103:ASN:ND2	2.46	0.46
6:52:45:LEU:HD23	6:52:57:GLN:HB3	1.98	0.46
13:4A:33:ALA:HB1	13:4A:56:LEU:HD21	1.98	0.46
16:7A:21:VAL:HG11	16:7A:59:TRP:CD1	2.51	0.46
22:1L:75:C:H2'	22:1L:76:C:H5'	1.98	0.46
26:14:528:A:O2'	26:14:529:A:H5'	2.16	0.46
26:14:780:G:N2	26:14:783:A:N6	2.58	0.46

Continued on next page...

Continued from previous page...

Atom-1	Atom-2	Interatomic distance (Å)	Clash overlap (Å)
26:14:1386:C:C2	26:14:1387:C:C5	3.04	0.46
26:14:1973:G:H2'	26:14:1974:C:C6	2.51	0.46
26:14:2309:A:C6	26:14:2310:A:C6	3.04	0.46
26:14:2320:A:N6	26:14:2333:A:H2'	2.31	0.46
26:14:2400:G:H3'	26:14:2401:U:H6	1.81	0.46
26:14:2403:C:N3	26:14:2415:G:C2	2.84	0.46
33:59:86:GLU:HB2	33:59:87:LEU:H	1.64	0.46
33:59:149:ARG:HG3	33:59:162:ILE:O	2.16	0.46
42:55:85:PRO:O	42:55:88:ARG:HB2	2.16	0.46
56:J5:33:CYS:SG	56:J5:40:LYS:HB3	2.56	0.46
1:13:272:C:H2'	1:13:273:A:H8	1.80	0.46
1:13:509:A:C8	1:13:509:A:H3'	2.51	0.46
1:13:967:C:H5''	63:13:2036:HOH:O	2.16	0.46
1:13:1137:C:O2	1:13:1138:G:N2	2.49	0.46
9:8E:5:TYR:CE1	9:8E:16:ARG:HG2	2.47	0.46
10:1I:30:SER:O	10:1I:81:THR:HG23	2.16	0.46
20:BI:32:ALA:O	20:BI:36:LEU:HB2	2.15	0.46
26:1H:757:U:H2'	26:1H:758:C:O4'	2.16	0.46
26:1H:1038:C:H2'	26:1H:1039:G:O4'	2.16	0.46
26:1H:1050:A:H2'	26:1H:1051:G:O4'	2.15	0.46
26:1H:1439:A:C2	26:1H:1553:A:C4	3.04	0.46
26:1H:1818:U:OP2	29:11:157:ARG:NH2	2.47	0.46
26:1H:1970:A:H4'	63:1H:4402:HOH:O	2.14	0.46
26:1H:2053:G:OP1	30:21:144:ARG:HD3	2.16	0.46
26:1H:2148:G:H2'	26:1H:2149:G:H8	1.81	0.46
26:1H:2189:U:H2'	26:1H:2190:G:C8	2.51	0.46
26:1H:2377:A:H2'	26:1H:2378:A:C8	2.51	0.46
27:16:15:A:H1'	27:16:109:G:C4	2.51	0.46
29:11:26:LYS:HD2	29:11:29:PRO:CG	2.39	0.46
32:41:77:ILE:HD12	32:41:77:ILE:HA	1.72	0.46
32:41:101:ILE:HG12	32:41:105:LYS:HE2	1.98	0.46
33:51:20:ALA:HB1	33:51:21:PRO:HD2	1.97	0.46
36:38:4:LYS:HD3	36:38:4:LYS:N	2.30	0.46
36:38:60:ARG:HA	36:38:60:ARG:HE	1.79	0.46
40:78:121:LYS:HE2	40:78:121:LYS:HB3	1.77	0.46
47:E8:92:ARG:NH1	47:E8:94:ASP:OD1	2.49	0.46
52:J8:17:SER:HA	63:J8:107:HOH:O	2.16	0.46
56:N8:31:VAL:HB	56:N8:42:PRO:HG3	1.98	0.46
56:N8:39:MET:C	56:N8:40:LYS:HD2	2.35	0.46
1:1G:64:G:H4'	1:1G:65:U:O5'	2.16	0.46
1:1G:187:C:H2'	1:1G:188:U:O4'	2.16	0.46

Continued on next page...

Continued from previous page...

Atom-1	Atom-2	Interatomic distance (Å)	Clash overlap (Å)
1:1G:353:A:H5'	1:1G:353:A:C8	2.44	0.46
1:1G:753:A:OP1	15:6A:69:TYR:OH	2.29	0.46
6:52:97:PHE:HB2	18:9A:32:ARG:HE	1.81	0.46
8:72:21:LYS:HG2	8:72:23:SER:O	2.16	0.46
9:82:46:ALA:HA	9:82:78:LYS:HB2	1.98	0.46
9:82:50:LEU:HB3	9:82:56:LEU:HA	1.97	0.46
12:3A:59:ARG:CZ	12:3A:59:ARG:HB2	2.46	0.46
15:6A:69:TYR:CE1	15:6A:73:GLU:HG3	2.50	0.46
17:8A:88:TYR:CZ	17:8A:92:ARG:HD2	2.50	0.46
26:14:404:C:P	63:14:3920:HOH:O	2.74	0.46
26:14:587:C:OP2	40:35:21:ARG:NH2	2.49	0.46
26:14:1021:A:H8	26:14:1021:A:H3'	1.81	0.46
26:14:1028:A:N6	26:14:1125:G:H2'	2.30	0.46
26:14:1048:A:H5'	26:14:1049:C:OP2	2.16	0.46
26:14:1266:G:O4'	47:A5:15:ARG:NH2	2.48	0.46
26:14:1774:C:P	63:14:3774:HOH:O	2.71	0.46
26:14:1796:U:H2'	26:14:1797:C:H6	1.81	0.46
26:14:2105:C:H2'	26:14:2106:G:O4'	2.15	0.46
26:14:2335:A:C8	26:14:2337:G:C5	3.04	0.46
26:14:2504:U:P	63:14:3901:HOH:O	2.74	0.46
26:14:2645:G:C3'	26:14:2646:C:H5'	2.45	0.46
26:14:2851:A:H2'	26:14:2852:G:H8	1.81	0.46
28:79:194:ARG:HA	28:79:197:GLU:HG3	1.98	0.46
30:29:100:GLU:O	30:29:172:VAL:HG23	2.16	0.46
43:65:3:ARG:HE	43:65:3:ARG:C	2.19	0.46
59:M5:29:LYS:HG2	59:M5:29:LYS:O	2.16	0.46
1:13:157:G:H2'	1:13:158:G:H8	1.81	0.45
1:13:1135:U:H2'	1:13:1137:C:C4	2.51	0.45
1:13:1318:A:H2'	1:13:1319:A:H5''	1.97	0.45
2:1E:19:HIS:HB3	2:1E:20:GLU:HG2	1.97	0.45
3:2E:73:PRO:HG3	3:2E:105:GLU:HA	1.97	0.45
4:3E:57:ARG:HG3	4:3E:202:LEU:HD22	1.99	0.45
11:2I:82:VAL:HG21	11:2I:98:LEU:HD12	1.98	0.45
14:5I:29:ARG:NH1	14:5I:31:ARG:HB2	2.31	0.45
15:6I:71:GLN:O	15:6I:71:GLN:HG2	2.16	0.45
22:1K:4:U:H2'	22:1K:5:C:C6	2.50	0.45
26:1H:102:G:OP1	53:K8:7:ARG:NH2	2.49	0.45
26:1H:176:G:C2'	26:1H:177:G:H5'	2.46	0.45
26:1H:444:C:H2'	26:1H:445:C:H6	1.81	0.45
26:1H:638:G:C5	26:1H:651:G:C2	3.04	0.45
26:1H:821:A:H5''	26:1H:822:U:C6	2.50	0.45

Continued on next page...

Continued from previous page...

Atom-1	Atom-2	Interatomic distance (Å)	Clash overlap (Å)
26:1H:1441:G:H2'	26:1H:1442:G:H8	1.81	0.45
26:1H:1567:A:H5'	29:11:58:HIS:ND1	2.31	0.45
26:1H:1633:G:O6	63:1H:3954:HOH:O	2.19	0.45
26:1H:1637:A:H4'	26:1H:2711:A:O2'	2.16	0.45
26:1H:2199:A:H3'	26:1H:2205:C:C6	2.51	0.45
26:1H:2210:G:H5'	26:1H:2211:G:N7	2.32	0.45
26:1H:2308:G:H2'	26:1H:2308:G:N3	2.31	0.45
26:1H:2477:C:H2'	26:1H:2529:G:O6	2.17	0.45
26:1H:2516:G:C6	26:1H:2517:C:N4	2.84	0.45
36:38:36:GLU:CB	36:38:104:ILE:HB	2.46	0.45
34:28:16:THR:HB	34:28:20:LEU:HB2	1.97	0.45
39:68:68:GLU:OE2	39:68:78:ARG:NH1	2.47	0.45
1:1G:115:G:C2	1:1G:289:G:N7	2.84	0.45
1:1G:1535:C:N4	25:4L:9:G:H1	2.14	0.45
2:12:170:GLU:HA	2:12:172:ILE:HD12	1.99	0.45
4:32:162:LEU:HA	4:32:165:MET:HB3	1.98	0.45
4:32:173:TRP:CD1	4:32:174:LEU:HG	2.51	0.45
23:2L:46:G:H5''	23:2L:47:7MG:OP1	2.15	0.45
26:14:2:G:N2	26:14:2900:A:H2	2.14	0.45
26:14:893:C:HO2'	26:14:894:C:P	2.37	0.45
26:14:984:A:H5''	26:14:985:C:H5	1.80	0.45
26:14:1098:A:H3'	26:14:1099:G:C5'	2.46	0.45
26:14:1510:A:H2'	26:14:1511:A:C8	2.51	0.45
26:14:2588:G:OP1	63:14:3894:HOH:O	2.20	0.45
26:14:2684:U:O4	63:14:3728:HOH:O	2.20	0.45
26:14:2749:A:C6	26:14:2750:A:N6	2.85	0.45
48:B5:57:LEU:HD21	48:B5:78:LYS:HB3	1.97	0.45
59:M5:49:VAL:O	59:M5:50:LEU:HG	2.16	0.45
1:13:57:G:C5	1:13:58:C:C4	3.04	0.45
1:13:1177:G:C6	1:13:1181:G:N7	2.85	0.45
1:13:1191:A:H2'	1:13:1192:C:C6	2.51	0.45
5:4E:69:VAL:O	5:4E:71:LEU:HD23	2.16	0.45
11:2I:18:ARG:HG3	11:2I:33:THR:OG1	2.15	0.45
12:3I:85:ILE:HA	12:3I:85:ILE:HD13	1.55	0.45
13:4I:108:ARG:N	13:4I:108:ARG:HD2	2.31	0.45
17:8I:90:ILE:O	17:8I:93:GLN:HB3	2.17	0.45
26:1H:988:A:H8	26:1H:988:A:O5'	1.98	0.45
26:1H:1203:G:H3'	26:1H:1204:A:H5''	1.98	0.45
26:1H:1478:G:H1'	26:1H:1557:C:O2'	2.16	0.45
26:1H:2224:G:H4'	26:1H:2226:C:C2	2.51	0.45
26:1H:2392:A:C8	40:78:61:ARG:HD3	2.51	0.45

Continued on next page...

Continued from previous page...

Atom-1	Atom-2	Interatomic distance (Å)	Clash overlap (Å)
29:11:35:LYS:HB3	29:11:35:LYS:HZ2	1.82	0.45
33:51:118:PRO:HD2	33:51:121:ILE:HG21	1.98	0.45
36:38:131:MET:H	36:38:131:MET:HG3	1.45	0.45
40:78:13:ASN:OD1	40:78:15:ARG:HG3	2.15	0.45
43:A8:15:ARG:NE	43:A8:88:ASP:OD2	2.48	0.45
43:A8:56:LEU:O	43:A8:58:LEU:HD13	2.16	0.45
45:C8:52:ARG:HA	45:C8:55:ARG:HG3	1.97	0.45
47:E8:23:LEU:HD22	56:N8:25:LEU:HD13	1.98	0.45
47:E8:64:MET:O	47:E8:65:LEU:HB2	2.16	0.45
49:G8:68:HIS:HB3	49:G8:71:LYS:HG2	1.98	0.45
1:1G:216:G:O2'	1:1G:217:C:O4'	2.33	0.45
1:1G:340:U:H2'	1:1G:341:C:C6	2.50	0.45
1:1G:518:C:H4'	1:1G:519:C:H5''	1.98	0.45
1:1G:678:U:H2'	1:1G:679:C:C6	2.51	0.45
1:1G:788:U:H2'	1:1G:789:U:O4'	2.16	0.45
1:1G:1323:G:H2'	1:1G:1324:A:H8	1.82	0.45
1:1G:1498:U:O2'	1:1G:1499:A:OP2	2.32	0.45
3:22:191:THR:OG1	3:22:192:THR:N	2.48	0.45
7:62:60:LYS:HD2	7:62:60:LYS:HA	1.81	0.45
16:7A:47:ASP:HB2	16:7A:50:LYS:NZ	2.31	0.45
26:14:951:C:O2'	26:14:952:G:H5'	2.17	0.45
26:14:1001:A:H2'	26:14:1002:G:O4'	2.16	0.45
26:14:1812:A:H2'	26:14:1813:G:C8	2.51	0.45
26:14:2238:G:N7	63:14:4036:HOH:O	2.35	0.45
26:14:2718:G:C6	26:14:2719:G:C5	3.04	0.45
27:1J:52:A:O2'	27:1J:53:A:N7	2.44	0.45
29:19:66:ASP:HB3	29:19:105:ILE:HD12	1.98	0.45
33:59:60:ARG:O	33:59:63:SER:OG	2.33	0.45
33:59:121:ILE:HD11	33:59:140:LYS:HE3	1.97	0.45
43:65:62:LYS:HA	43:65:65:VAL:HB	1.98	0.45
45:85:65:ILE:HD11	45:85:96:ALA:CB	2.47	0.45
1:13:48:C:H6	1:13:365:U:O4	1.99	0.45
1:13:403:C:OP1	4:3E:137:SER:OG	2.28	0.45
1:13:652:U:H1'	1:13:653:A:C2	2.50	0.45
1:13:724:G:O2'	1:13:725:G:H5'	2.17	0.45
1:13:942:G:C2	1:13:1342:C:C2	3.05	0.45
1:13:1059:C:O2'	10:1I:53:PRO:HD3	2.16	0.45
1:13:1225:A:N6	63:13:2054:HOH:O	2.49	0.45
1:13:1497:G:C2'	1:13:1498:U:H5'	2.46	0.45
2:1E:141:GLU:O	2:1E:145:LEU:HG	2.17	0.45
4:3E:99:SER:O	4:3E:140:VAL:HG22	2.17	0.45

Continued on next page...

Continued from previous page...

Atom-1	Atom-2	Interatomic distance (Å)	Clash overlap (Å)
15:6I:82:ILE:HG23	15:6I:87:ILE:HB	1.98	0.45
20:BI:34:LYS:HB2	20:BI:34:LYS:HE3	1.56	0.45
24:3K:16:C:H1'	24:3K:62:C:H5'	1.97	0.45
26:1H:459:U:H5''	58:P8:40:TRP:CD2	2.51	0.45
26:1H:652:C:N4	26:1H:653:A:N6	2.65	0.45
26:1H:847:U:P	63:1H:3739:HOH:O	2.69	0.45
26:1H:2492:U:H2'	26:1H:2493:U:H6	1.81	0.45
29:11:9:TYR:CZ	29:11:13:ARG:HG2	2.51	0.45
32:41:98:ARG:O	32:41:101:ILE:HD13	2.15	0.45
35:61:7:GLU:HA	35:61:15:VAL:HG22	1.99	0.45
38:58:22:THR:OG1	38:58:23:LEU:N	2.49	0.45
38:58:65:LYS:HB2	38:58:65:LYS:HE3	1.68	0.45
42:98:94:TYR:O	42:98:117:VAL:HG12	2.17	0.45
45:C8:50:ARG:HH12	46:D8:72:VAL:HG23	1.80	0.45
58:P8:12:ARG:HH21	58:P8:44:PRO:HB3	1.81	0.45
1:1G:25:C:H2'	1:1G:26:A:C8	2.51	0.45
1:1G:428:G:O4'	1:1G:430:A:C8	2.70	0.45
1:1G:967:C:H2'	1:1G:968:A:N7	2.30	0.45
1:1G:1402:C:H2'	1:1G:1403:C:O4'	2.16	0.45
1:1G:1424:C:H2'	1:1G:1425:U:O4'	2.16	0.45
2:12:44:LEU:H	2:12:44:LEU:HG	1.50	0.45
4:32:153:ARG:HD3	4:32:181:MET:SD	2.56	0.45
7:62:18:TYR:HE1	7:62:44:TYR:HE1	1.63	0.45
9:82:77:ILE:O	9:82:81:ILE:HG12	2.16	0.45
26:14:8:A:H2	26:14:2896:C:H42	1.65	0.45
26:14:117:G:C6	26:14:119:A:C6	3.05	0.45
26:14:273(F):C:H3'	26:14:274:G:C5'	2.45	0.45
26:14:832:G:N2	40:35:53:GLY:HA3	2.31	0.45
26:14:1188:U:H4'	46:95:79:VAL:HG22	1.99	0.45
26:14:1939:U:OP1	26:14:2604:U:O2'	2.31	0.45
30:29:31:CYS:HB2	30:29:49:LEU:HD23	1.97	0.45
31:39:53:THR:O	31:39:56:GLU:N	2.49	0.45
33:59:107:VAL:O	33:59:152:ARG:NH2	2.49	0.45
35:69:27:ARG:HD3	52:F5:71:TYR:CE2	2.52	0.45
38:15:7:LYS:O	38:15:9:VAL:HG22	2.16	0.45
40:35:65:ARG:HB3	63:35:305:HOH:O	2.16	0.45
41:45:21:THR:HG21	41:45:101:ARG:CD	2.47	0.45
43:65:16:ASN:C	43:65:18:ILE:H	2.19	0.45
53:G5:32:LEU:O	53:G5:36:ARG:N	2.49	0.45
58:L5:12:ARG:NH2	58:L5:44:PRO:HB3	2.31	0.45
1:13:21:G:H2'	1:13:22:G:C8	2.51	0.45

Continued on next page...

Continued from previous page...

Atom-1	Atom-2	Interatomic distance (Å)	Clash overlap (Å)
1:13:545:C:O2'	1:13:549:C:OP1	2.33	0.45
1:13:803:G:H2'	1:13:804:U:O4'	2.17	0.45
1:13:953:G:H5'	1:13:965:A:H61	1.82	0.45
1:13:1503:A:N3	63:13:2052:HOH:O	2.49	0.45
2:1E:55:PHE:HD1	2:1E:58:ILE:HD12	1.81	0.45
4:3E:50:ARG:CZ	4:3E:50:ARG:HB2	2.44	0.45
4:3E:98:GLU:HG2	4:3E:189:PRO:HG2	1.98	0.45
4:3E:150:GLU:H	4:3E:150:GLU:CD	2.20	0.45
5:4E:80:ILE:HG12	5:4E:81:GLU:N	2.31	0.45
8:7E:95:VAL:CG1	8:7E:99:GLU:HB2	2.47	0.45
14:5I:8:GLU:HA	14:5I:11:LYS:HD2	1.98	0.45
15:6I:62:GLN:HG3	15:6I:65:ARG:NH2	2.32	0.45
22:1K:46:G:H5''	22:1K:47:7MG:OP2	2.16	0.45
23:2K:8:4SU:O5'	23:2K:8:4SU:H6	2.17	0.45
26:1H:74:A:C5'	26:1H:74:A:H8	2.29	0.45
26:1H:658:C:H2'	26:1H:659:C:C6	2.52	0.45
26:1H:945:A:P	63:1H:3860:HOH:O	2.73	0.45
26:1H:1001:A:H2'	26:1H:1002:G:O4'	2.17	0.45
26:1H:1473:G:H8	26:1H:1473:G:O5'	1.98	0.45
26:1H:1800:C:OP1	29:11:266:SER:OG	2.22	0.45
26:1H:2098:U:C4	26:1H:2099:U:C5	3.03	0.45
26:1H:2280:G:C2'	26:1H:2281:C:H5'	2.47	0.45
30:21:143:ASN:HB2	30:21:147:PRO:HD2	1.99	0.45
32:41:167:GLU:O	32:41:170:ARG:HB3	2.16	0.45
33:51:122:THR:HB	33:51:134:SER:HB2	1.99	0.45
35:61:133:HIS:HB2	35:61:134:PRO:HD2	1.98	0.45
36:38:14:LYS:NZ	36:38:17:LEU:HD23	2.31	0.45
40:78:112:LEU:O	40:78:128:HIS:HB2	2.17	0.45
41:88:95:ALA:O	41:88:97:VAL:HG23	2.17	0.45
49:G8:52:SER:H	49:G8:56:PRO:HA	1.80	0.45
1:1G:222:U:C2	1:1G:223:U:C5	3.04	0.45
1:1G:578:C:OP1	63:1G:1845:HOH:O	2.21	0.45
1:1G:1207:G:H2'	1:1G:1208:C:C6	2.51	0.45
1:1G:1333:A:H2'	1:1G:1334:G:O4'	2.17	0.45
3:22:6:HIS:CE1	3:22:8:ILE:HB	2.52	0.45
6:52:33:TYR:OH	6:52:78:GLU:HG3	2.16	0.45
15:6A:39:LEU:CD1	15:6A:56:LEU:HB2	2.46	0.45
26:14:212:G:H2'	26:14:213:A:O4'	2.16	0.45
26:14:340:A:C8	26:14:341:G:C8	3.05	0.45
26:14:629:G:H5''	26:14:650:C:O2'	2.16	0.45
26:14:659:C:H2'	26:14:660:G:H8	1.82	0.45

Continued on next page...

Continued from previous page...

Atom-1	Atom-2	Interatomic distance (Å)	Clash overlap (Å)
26:14:975:G:C5	26:14:976:C:C5	3.05	0.45
26:14:1520:U:H2'	26:14:1521:G:O4'	2.17	0.45
26:14:1966:A:H4'	26:14:1967:C:OP1	2.16	0.45
26:14:2462:U:H2'	26:14:2463:C:C6	2.51	0.45
31:39:47:GLY:O	31:39:94:PRO:HA	2.16	0.45
31:39:64:ILE:O	31:39:65:TRP:HD1	1.99	0.45
31:39:131:GLY:H	31:39:142:TRP:HD1	1.62	0.45
31:39:169:ASN:O	31:39:169:ASN:ND2	2.50	0.45
33:59:149:ARG:HE	33:59:154:PRO:CB	2.29	0.45
35:69:100:ALA:O	35:69:104:GLN:HB3	2.16	0.45
41:45:38:GLU:OE2	41:45:128:LYS:HD2	2.17	0.45
43:65:33:LYS:HB3	43:65:34:HIS:CD2	2.51	0.45
45:85:49:HIS:HA	45:85:52:ARG:CB	2.46	0.45
47:A5:29:LEU:O	47:A5:29:LEU:HG	2.16	0.45
52:F5:92:LYS:O	52:F5:93:GLU:C	2.55	0.45
53:G5:43:GLN:HG3	53:G5:46:GLN:OE1	2.16	0.45
1:13:224:C:H2'	1:13:225:C:H6	1.81	0.45
1:13:797:C:C2'	1:13:798:G:H5'	2.46	0.45
1:13:872:A:C5	1:13:874:G:C8	3.05	0.45
1:13:946:A:N7	63:13:2014:HOH:O	2.36	0.45
1:13:1037:C:H2'	1:13:1038:C:C6	2.51	0.45
1:13:1143:G:C2	1:13:1144:G:C4	3.05	0.45
2:1E:12:GLU:N	2:1E:12:GLU:OE1	2.49	0.45
10:1I:54:PHE:O	10:1I:55:LYS:HG3	2.17	0.45
10:1I:80:LYS:HE3	1:1G:1163:C:H5''	1.98	0.45
11:2I:112:THR:O	11:2I:114:VAL:HG23	2.17	0.45
23:2K:53:G:C6	23:2K:54:G:C5	3.05	0.45
24:3K:35:A:C2	24:3K:36:C:C2	3.04	0.45
26:1H:356:G:H2'	26:1H:357:A:H8	1.81	0.45
26:1H:527:C:OP2	26:1H:2779:U:C5	2.69	0.45
26:1H:527:C:OP2	26:1H:2779:U:H5	1.99	0.45
26:1H:686:G:H8	58:P8:6:GLN:O	2.00	0.45
26:1H:860:U:H1'	26:1H:2268:A:H5'	1.99	0.45
26:1H:890:A:H2'	26:1H:892:G:O4'	2.17	0.45
26:1H:1061:U:H4'	26:1H:1070:A:C1'	2.29	0.45
26:1H:1268:A:H2'	26:1H:1269:A:O4'	2.17	0.45
26:1H:1454:U:H5'	42:98:63:ARG:CZ	2.47	0.45
26:1H:2849:U:OP2	44:B8:95:ARG:NH1	2.50	0.45
32:41:28:VAL:O	32:41:31:VAL:HG13	2.17	0.45
33:51:4:ILE:HG12	33:51:6:ARG:CD	2.46	0.45
36:38:16:ASN:HA	36:38:19:ARG:HB3	1.97	0.45

Continued on next page...

Continued from previous page...

Atom-1	Atom-2	Interatomic distance (Å)	Clash overlap (Å)
36:38:63:LEU:HD23	36:38:63:LEU:HA	1.86	0.45
39:68:77:ILE:HG12	39:68:78:ARG:N	2.31	0.45
40:78:37:GLY:O	40:78:40:SER:N	2.50	0.45
42:98:101:ALA:HA	56:N8:44:THR:HG21	1.98	0.45
42:98:105:ARG:C	42:98:107:ASP:H	2.19	0.45
44:B8:107:ASP:C	44:B8:111:ARG:CZ	2.85	0.45
48:F8:39:ILE:O	48:F8:43:VAL:HG23	2.15	0.45
1:1G:567:G:H1'	63:1G:1893:HOH:O	2.17	0.45
1:1G:1103:C:C4	1:1G:1104:G:N7	2.84	0.45
1:1G:1157:A:H2	1:1G:1180:A:C6	2.34	0.45
3:22:18:TRP:NE1	14:5A:55:GLY:N	2.64	0.45
3:22:29:TYR:OH	14:5A:54:PRO:HD2	2.16	0.45
7:62:16:LEU:CD2	9:82:42:ARG:HA	2.47	0.45
10:1A:56:HIS:O	10:1A:58:ASP:N	2.50	0.45
16:7A:43:LYS:HG2	16:7A:48:TRP:CD2	2.52	0.45
17:8A:81:ARG:HD3	17:8A:84:LEU:HD23	1.97	0.45
23:2L:32:G:C5	23:2L:33:OMC:C5	3.05	0.45
23:2L:41:C:C2	23:2L:42:C:C5	3.04	0.45
26:14:529:A:H4'	26:14:530:G:H5'	1.98	0.45
26:14:975:G:H1'	26:14:990:A:C2	2.52	0.45
26:14:1105:U:H2'	26:14:1106:G:H8	1.81	0.45
26:14:1485:G:H1	26:14:1504:C:N4	2.14	0.45
26:14:1759:A:H4'	26:14:2715:C:O4'	2.17	0.45
26:14:2113:U:H3'	26:14:2114:A:C4'	2.37	0.45
26:14:2129:C:H5'	26:14:2130:U:OP2	2.17	0.45
26:14:2231:C:OP1	52:F5:42:GLN:HA	2.16	0.45
26:14:2314:C:H5'	32:49:38:VAL:HG11	1.98	0.45
26:14:2507:C:H5''	26:14:2573:C:N4	2.31	0.45
29:19:39:LYS:O	29:19:40:THR:HG23	2.16	0.45
31:39:25:PRO:HB2	31:39:27:GLU:N	2.30	0.45
39:25:106:LEU:HD22	39:25:111:PHE:HB2	1.98	0.45
45:85:52:ARG:NH1	45:85:55:ARG:HD2	2.32	0.45
46:95:52:VAL:HG12	46:95:55:ALA:HB3	1.97	0.45
49:C5:98:VAL:HA	49:C5:104:GLY:HA2	1.98	0.45
52:F5:53:VAL:HG22	52:F5:54:ALA:H	1.81	0.45
1:13:401:C:O2'	1:13:621:A:N3	2.47	0.45
1:13:827:U:C5	1:13:870:U:C5	3.04	0.45
1:13:1087:G:H2'	1:13:1088:G:H8	1.82	0.45
1:13:1443:G:H22	44:B8:119:LYS:HG3	1.81	0.45
2:1E:165:VAL:O	2:1E:187:LEU:HD12	2.16	0.45
7:6E:38:LEU:O	7:6E:42:ILE:HG13	2.17	0.45

Continued on next page...

Continued from previous page...

Atom-1	Atom-2	Interatomic distance (Å)	Clash overlap (Å)
8:7E:64:LYS:HB3	8:7E:79:VAL:HG21	1.99	0.45
11:2I:82:VAL:CG1	11:2I:108:ILE:HG13	2.46	0.45
12:3I:114:LYS:HB3	12:3I:114:LYS:HE2	1.87	0.45
14:5I:6:LEU:HD12	14:5I:23:ARG:HH22	1.82	0.45
16:7I:4:ILE:HA	16:7I:20:VAL:O	2.17	0.45
18:9I:52:PRO:O	18:9I:56:THR:HG23	2.16	0.45
26:1H:207:A:H2'	26:1H:208:C:O4'	2.17	0.45
26:1H:247:G:O2'	26:1H:250:G:N7	2.44	0.45
26:1H:639:U:H2'	26:1H:640:C:C6	2.51	0.45
26:1H:654(T):A:H2'	26:1H:654(U):A:O4'	2.17	0.45
26:1H:1047:G:H2'	26:1H:1110:G:H1	1.78	0.45
26:1H:1204:A:H61	26:1H:1240:U:H2'	1.81	0.45
26:1H:1678:G:H8	26:1H:1678:G:O5'	1.99	0.45
26:1H:2210:G:H3'	26:1H:2211:G:C4	2.52	0.45
26:1H:2786:U:O2'	30:21:62:PRO:HA	2.17	0.45
27:16:15:A:H1'	27:16:109:G:N9	2.32	0.45
29:11:237:GLU:O	29:11:238:GLY:C	2.55	0.45
30:21:2:LYS:HA	30:21:84:PHE:CD1	2.51	0.45
31:31:39:TRP:HB2	31:31:101:LEU:HD12	1.99	0.45
31:31:181:LEU:HA	31:31:181:LEU:HD23	1.79	0.45
33:51:12:PRO:HG2	33:51:13:LYS:HG2	1.97	0.45
33:51:125:VAL:HG13	33:51:131:VAL:HB	1.97	0.45
37:48:83:GLY:H	37:48:99:ILE:HG21	1.79	0.45
47:E8:12:ILE:HG12	47:E8:13:SER:H	1.82	0.45
52:J8:83:GLU:C	52:J8:85:LEU:H	2.20	0.45
1:1G:128:G:H5'	17:8A:2:PRO:HA	1.99	0.45
1:1G:940:C:H2'	1:1G:941:G:C8	2.52	0.45
1:1G:980:C:H3'	1:1G:981:U:H6	1.82	0.45
1:1G:1134:G:C2	1:1G:1135:U:H1'	2.52	0.45
1:1G:1274:G:H2'	1:1G:1275:A:C8	2.51	0.45
1:1G:1453:G:H21	1:1G:1453:G:P	2.39	0.45
2:12:73:THR:HG21	2:12:97:TRP:N	2.32	0.45
3:22:175:LEU:HD21	3:22:201:TYR:CE2	2.52	0.45
9:82:26:VAL:HG13	9:82:61:ALA:O	2.17	0.45
9:82:112:LYS:HG2	9:82:119:ALA:HB2	1.97	0.45
13:4A:15:VAL:O	13:4A:19:LEU:HG	2.17	0.45
20:BA:11:SER:HA	20:BA:13:LEU:CD2	2.46	0.45
21:1B:12:LYS:HB3	21:1B:17:THR:O	2.17	0.45
26:14:783:A:OP2	63:19:302:HOH:O	2.21	0.45
26:14:832:G:H5'	40:35:45:LEU:CD1	2.45	0.45
26:14:929:G:H8	26:14:929:G:O5'	2.00	0.45

Continued on next page...

Continued from previous page...

Atom-1	Atom-2	Interatomic distance (Å)	Clash overlap (Å)
26:14:1028:A:H2'	26:14:1029:A:C8	2.52	0.45
26:14:1814:G:H5''	29:19:54:ARG:HH12	1.82	0.45
26:14:2418:A:H2'	26:14:2419:U:O4'	2.17	0.45
27:1J:75:G:H2'	27:1J:76:G:O4'	2.17	0.45
29:19:44:ASN:OD1	29:19:46:GLN:HG3	2.16	0.45
31:39:25:PRO:HA	31:39:27:GLU:HB2	1.98	0.45
31:39:68:LYS:HD3	31:39:68:LYS:HA	1.65	0.45
31:39:89:VAL:O	31:39:90:PHE:C	2.55	0.45
33:59:10:PRO:HD2	33:59:50:VAL:H	1.81	0.45
33:59:124:GLU:OE1	33:59:124:GLU:N	2.49	0.45
39:25:107:ARG:HB3	39:25:107:ARG:HH11	1.82	0.45
43:65:16:ASN:ND2	43:65:16:ASN:N	2.64	0.45
45:85:60:LEU:HA	45:85:63:VAL:HG12	1.99	0.45
46:95:19:LYS:HA	46:95:94:LEU:O	2.17	0.45
50:D5:112:ARG:O	50:D5:113:ALA:HB3	2.17	0.45
1:13:455:C:N4	1:13:477:G:H22	2.15	0.45
1:13:468:A:O2'	16:7I:82:GLN:HG2	2.17	0.45
1:13:587:G:N2	1:13:755:G:C5	2.85	0.45
1:13:590:C:N4	1:13:649:G:H1	2.13	0.45
2:1E:11:LEU:HD23	2:1E:213:LEU:HG	1.98	0.45
2:1E:69:LEU:HB3	2:1E:162:ILE:HG23	1.97	0.45
3:2E:16:ARG:HD2	3:2E:16:ARG:HA	1.69	0.45
3:2E:125:GLU:HG2	3:2E:190:ARG:O	2.17	0.45
7:6E:50:ILE:O	7:6E:54:THR:HG23	2.16	0.45
18:9I:73:ALA:HB1	18:9I:79:LEU:HG	1.97	0.45
19:AI:41:VAL:HB	19:AI:42:PRO:O	2.17	0.45
26:1H:443:A:N7	31:31:45:ARG:HG2	2.32	0.45
26:1H:900:A:H3'	26:1H:901:A:H8	1.80	0.45
26:1H:1047:G:N2	26:1H:1110:G:H2'	2.32	0.45
26:1H:1344:G:H4'	26:1H:1384:A:C5	2.52	0.45
26:1H:2287:A:H2	26:1H:2346:A:C2	2.35	0.45
26:1H:2591:C:OP2	29:11:238:GLY:O	2.34	0.45
26:1H:2795:G:H3'	26:1H:2797:U:H5''	1.97	0.45
34:28:16:THR:OG1	34:28:21:LYS:HE2	2.17	0.45
50:H8:51:ALA:CB	50:H8:57:ILE:HD11	2.47	0.45
57:O8:40:CYS:SG	57:O8:45:LYS:HD3	2.57	0.45
1:1G:108:G:H5'	1:1G:109:A:C5'	2.45	0.45
1:1G:750:G:N3	15:6A:23:GLY:HA3	2.32	0.45
1:1G:1084:G:C5	1:1G:1085:U:C4	3.04	0.45
1:1G:1533:C:O2'	1:1G:1534:A:OP1	2.30	0.45
14:5A:17:LYS:NZ	14:5A:18:VAL:HG13	2.32	0.45

Continued on next page...

Continued from previous page...

Atom-1	Atom-2	Interatomic distance (Å)	Clash overlap (Å)
22:1L:33:RSP:H5'	22:1L:33:RSP:C6	2.46	0.45
24:3L:74:A:H5''	24:3L:74:A:H8	1.82	0.45
26:14:84:A:N6	26:14:102:G:O2'	2.39	0.45
26:14:365:C:OP2	63:14:3895:HOH:O	2.21	0.45
26:14:452:G:OP2	63:14:3897:HOH:O	2.21	0.45
26:14:531:C:H4'	26:14:532:A:H5''	1.98	0.45
26:14:747:U:O2	26:14:2014:A:H1'	2.16	0.45
26:14:900:A:H2'	26:14:900:A:N3	2.32	0.45
26:14:1408:C:C2	26:14:1595:G:N2	2.85	0.45
26:14:1467:C:H42	26:14:1525:G:H1	1.63	0.45
26:14:1542:G:N7	26:14:1543:A:C5	2.85	0.45
26:14:2119:A:N6	26:14:2168:G:N2	2.65	0.45
28:79:42:GLU:H	28:79:42:GLU:HG3	1.54	0.45
29:19:48:ARG:O	29:19:50:THR:HG23	2.17	0.45
30:29:120:TRP:CG	30:29:155:LYS:HB3	2.51	0.45
35:69:58:LEU:O	35:69:62:LYS:N	2.49	0.45
40:35:146:VAL:HG22	40:35:147:LEU:HD23	1.97	0.45
44:75:6:LEU:O	44:75:10:VAL:HG23	2.16	0.45
47:A5:73:ALA:O	47:A5:106:ILE:HG12	2.16	0.45
51:E5:43:THR:HG23	51:E5:43:THR:O	2.16	0.45
1:13:1298:C:P	7:6E:114:ARG:HH22	2.39	0.45
1:13:1349:A:H2'	1:13:1350:A:C8	2.51	0.45
2:1E:79:ASP:N	2:1E:81:VAL:HG22	2.32	0.45
17:8I:100:LYS:HG2	17:8I:101:ARG:HE	1.81	0.45
26:1H:710:G:N7	63:1H:4104:HOH:O	2.36	0.45
26:1H:1013:C:O2'	26:1H:1014:U:H5'	2.17	0.45
26:1H:1259:G:H2'	26:1H:1260:G:C8	2.51	0.45
26:1H:2110:G:C6	26:1H:2120:G:C8	3.05	0.45
26:1H:2143:C:N4	26:1H:2144:U:O2	2.50	0.45
27:16:31:C:H2'	27:16:32:C:H6	1.82	0.45
29:11:3:VAL:HG13	29:11:17:THR:HG23	1.98	0.45
31:31:53:THR:O	31:31:55:GLY:N	2.49	0.45
31:31:134:GLY:CA	31:31:166:ALA:HB2	2.47	0.45
32:41:109:VAL:HG22	55:M8:33:VAL:HG21	1.99	0.45
37:48:78:ILE:CG1	37:48:131:ALA:HB2	2.47	0.45
48:F8:26:TYR:O	48:F8:81:VAL:HG13	2.17	0.45
50:H8:29:TYR:OH	50:H8:87:ASP:HB3	2.17	0.45
50:H8:154:ASP:OD1	50:H8:154:ASP:N	2.48	0.45
52:J8:7:ILE:HG12	52:J8:62:VAL:HG12	1.98	0.45
1:1G:186(C):G:C6	1:1G:191(E):G:N1	2.85	0.45
1:1G:232:G:H2'	1:1G:233:C:O4'	2.17	0.45

Continued on next page...

Continued from previous page...

Atom-1	Atom-2	Interatomic distance (Å)	Clash overlap (Å)
1:1G:692:U:OP2	11:2A:26:ASN:ND2	2.49	0.45
1:1G:1206:G:H4'	3:22:192:THR:O	2.16	0.45
4:32:110:PHE:HD1	4:32:110:PHE:H	1.65	0.45
5:42:30:ALA:O	5:42:45:PHE:HA	2.17	0.45
8:72:44:PHE:HA	8:72:79:VAL:CG1	2.47	0.45
12:3A:70:ILE:HG21	12:3A:75:HIS:CD2	2.51	0.45
19:AA:11:VAL:HG22	19:AA:12:ASP:N	2.32	0.45
20:BA:85:MET:H	20:BA:85:MET:HG2	1.47	0.45
22:1L:23:G:HO2'	22:1L:24:A:P	2.40	0.45
26:14:286:C:H2'	26:14:287:C:C6	2.52	0.45
26:14:854:G:H2'	26:14:855:G:C8	2.51	0.45
26:14:1204:A:N1	26:14:1241:A:C2	2.84	0.45
26:14:1268:A:H5'	63:14:4136:HOH:O	2.17	0.45
26:14:2317:C:H2'	26:14:2318:G:O4'	2.17	0.45
26:14:2494:G:C4	26:14:2495:G:C8	3.05	0.45
26:14:2516:G:C5	26:14:2517:C:C4	3.04	0.45
26:14:2823:A:OP1	30:29:113:PHE:HB2	2.16	0.45
27:1J:9:G:H5'	43:65:25:ARG:HH12	1.82	0.45
29:19:246:PRO:O	29:19:254:THR:HG22	2.17	0.45
30:29:32:PRO:HA	30:29:90:THR:HA	1.98	0.45
30:29:41:LYS:NZ	30:29:42:ASP:OD2	2.41	0.45
32:49:124:SER:HB2	32:49:131:TYR:CE1	2.52	0.45
32:49:145:THR:O	32:49:146:TYR:HB3	2.17	0.45
38:15:41:ASP:O	45:85:64:ARG:NH2	2.50	0.45
40:35:13:ASN:C	40:35:15:ARG:N	2.70	0.45
43:65:14:VAL:O	43:65:18:ILE:HG13	2.17	0.45
45:85:48:ALA:O	45:85:52:ARG:HB2	2.17	0.45
45:85:52:ARG:HH11	45:85:52:ARG:HG2	1.80	0.45
45:85:108:GLU:OE1	45:85:112:ARG:NH1	2.45	0.45
1:13:1002:G:C2	1:13:1003:G:H1'	2.51	0.45
1:13:1240:U:O2'	7:6E:38:LEU:HG	2.17	0.45
1:13:1313:U:OP1	19:AI:6:LYS:HB3	2.17	0.45
1:13:1315:U:H2'	1:13:1316:G:O4'	2.16	0.45
5:4E:78:HIS:CE1	5:4E:142:LEU:HD23	2.52	0.45
8:7E:14:ARG:HG3	8:7E:83:ILE:HG23	1.99	0.45
9:8E:99:LEU:HD12	9:8E:101:PHE:HE2	1.81	0.45
23:2K:26:C:H2'	23:2K:27:G:O4'	2.17	0.45
26:1H:247:G:H4'	26:1H:386:G:C5	2.52	0.45
26:1H:581:C:OP1	45:C8:33:ARG:HG3	2.17	0.45
26:1H:602:G:N2	26:1H:655:A:C8	2.83	0.45
26:1H:782:A:C2	29:11:226:MET:HG2	2.52	0.45

Continued on next page...

Continued from previous page...

Atom-1	Atom-2	Interatomic distance (Å)	Clash overlap (Å)
26:1H:895:U:H4'	26:1H:896:A:OP1	2.16	0.45
26:1H:1036:G:H1	26:1H:1119:C:H42	1.64	0.45
26:1H:1070:A:N6	26:1H:1096:A:N1	2.65	0.45
26:1H:1107:G:H2'	26:1H:1108:U:C6	2.49	0.45
26:1H:1316:U:H2'	26:1H:1317:A:C8	2.52	0.45
26:1H:2516:G:O2'	26:1H:2517:C:H5'	2.16	0.45
26:1H:2881:C:H2'	26:1H:2882:A:C8	2.52	0.45
27:16:15:A:OP1	27:16:15:A:C4'	2.64	0.45
31:31:155:LEU:HB2	31:31:189:THR:HG21	1.99	0.45
32:41:107:LEU:HA	32:41:107:LEU:HD23	1.65	0.45
33:51:94:TYR:CD1	33:51:107:VAL:HA	2.52	0.45
36:38:24:PHE:CE2	36:38:88:ALA:HB2	2.51	0.45
37:48:68:VAL:O	37:48:69:THR:OG1	2.33	0.45
43:A8:62:LYS:HB2	43:A8:97:ARG:HD2	1.99	0.45
43:A8:106:ARG:NH2	43:A8:107:GLU:HB2	2.32	0.45
44:B8:111:ARG:HD3	44:B8:111:ARG:H	1.81	0.45
46:D8:85:LYS:HB2	46:D8:85:LYS:NZ	2.31	0.45
50:H8:92:SER:O	50:H8:130:PRO:HG2	2.17	0.45
55:M8:23:GLU:C	55:M8:25:TYR:H	2.17	0.45
57:O8:44:ARG:HH11	57:O8:44:ARG:H	1.65	0.45
1:1G:1275:A:C6	1:1G:1276:G:C6	3.05	0.45
1:1G:1329:A:O2'	13:4A:24:GLY:HA2	2.16	0.45
1:1G:1343:G:H2'	1:1G:1344:C:C6	2.52	0.45
7:62:70:LYS:HG2	7:62:96:GLN:OE1	2.17	0.45
8:72:68:ARG:HD3	8:72:69:ARG:H	1.81	0.45
8:72:123:GLU:O	8:72:127:LEU:HB2	2.17	0.45
12:3A:27:LEU:HD23	12:3A:33:ARG:CZ	2.47	0.45
13:4A:53:VAL:O	13:4A:57:ARG:N	2.28	0.45
13:4A:78:ILE:HG23	13:4A:92:HIS:ND1	2.32	0.45
24:3L:15:G:O2'	24:3L:16:C:H5'	2.17	0.45
26:14:686:G:H1	58:L5:16:HIS:CD2	2.35	0.45
26:14:1021:A:H3'	26:14:1021:A:C8	2.52	0.45
26:14:1336:A:H2'	26:14:1337:G:C8	2.52	0.45
26:14:1431:U:H2'	26:14:1432:C:C6	2.51	0.45
26:14:1600:C:O2'	26:14:1601:G:H5'	2.17	0.45
26:14:1623:G:N7	63:14:4045:HOH:O	2.36	0.45
26:14:1691:C:O2'	26:14:1692:U:H5'	2.17	0.45
26:14:2118:U:O2'	26:14:2145:C:N3	2.50	0.45
26:14:2346:A:H5''	26:14:2383:G:C1'	2.47	0.45
26:14:2472:G:N1	26:14:2477:C:OP1	2.48	0.45
31:39:38:ARG:HB3	31:39:99:TYR:OH	2.16	0.45

Continued on next page...

Continued from previous page...

Atom-1	Atom-2	Interatomic distance (Å)	Clash overlap (Å)
31:39:141:ALA:O	31:39:144:LYS:HB2	2.17	0.45
33:59:4:ILE:HD11	33:59:7:LEU:HD23	1.99	0.45
39:25:2:ILE:HG13	39:25:8:LEU:HD11	1.98	0.45
43:65:30:ARG:HD2	43:65:97:ARG:HD3	1.99	0.45
50:D5:110:GLY:HA3	50:D5:145:GLU:HA	1.99	0.45
1:13:265:G:N2	1:13:267:C:H5'	2.32	0.45
1:13:458:C:H2'	1:13:464:G:O4'	2.16	0.45
1:13:497:U:O2	1:13:497:U:H2'	2.15	0.45
1:13:571:U:O2	1:13:918:A:H5'	2.17	0.45
1:13:589:C:H42	1:13:650:G:H1	1.64	0.45
1:13:1015:A:H2'	1:13:1016:A:H8	1.79	0.45
1:13:1171:G:O2'	1:13:1172:C:H5'	2.16	0.45
1:13:1203:C:H2'	1:13:1204:A:O4'	2.17	0.45
1:13:1414:U:H2'	1:13:1415:G:H8	1.82	0.45
3:2E:58:GLU:O	3:2E:59:ARG:HG3	2.16	0.45
8:7E:6:ILE:HD13	8:7E:85:ARG:HH22	1.82	0.45
8:7E:104:ARG:HB3	8:7E:107:LEU:HB3	1.99	0.45
10:1I:53:PRO:O	14:5I:41:ARG:NH2	2.49	0.45
12:3I:86:ARG:HB2	12:3I:101:VAL:HG23	1.98	0.45
14:5I:27:CYS:SG	14:5I:28:GLY:N	2.90	0.45
20:BI:55:ILE:HD13	20:BI:55:ILE:HA	1.77	0.45
22:1K:22:A:C5	22:1K:47:7MG:C6	3.05	0.45
26:1H:189:G:OP2	52:J8:14:VAL:HG11	2.17	0.45
26:1H:304:G:H2'	26:1H:305:U:H6	1.82	0.45
26:1H:462:C:C4	26:1H:463:G:N7	2.84	0.45
26:1H:579:G:H2'	26:1H:580:C:C6	2.52	0.45
26:1H:978:G:C2	26:1H:986:C:N3	2.85	0.45
26:1H:2183:C:O5'	26:1H:2183:C:H6	2.00	0.45
26:1H:2687:U:C4	26:1H:2688:U:C5	3.04	0.45
26:1H:2865:U:C4	26:1H:2866:U:C4	3.04	0.45
29:11:14:ARG:HG2	29:11:15:PHE:CD2	2.52	0.45
29:11:123:ALA:HB3	29:11:131:LEU:HG	1.98	0.45
30:21:29:GLY:N	30:21:51:PHE:HE1	2.15	0.45
34:18:1:MET:HB3	34:18:5:ILE:HG21	1.99	0.45
35:61:131:LYS:HB3	35:61:132:PRO:HA	1.99	0.45
37:48:9:LYS:HA	37:48:9:LYS:HD3	1.50	0.45
38:58:38:HIS:CE1	38:58:39:ARG:HG3	2.52	0.45
41:88:101:ARG:HG3	41:88:102:VAL:N	2.32	0.45
44:B8:64:ARG:HB2	44:B8:73:GLU:HG2	1.98	0.45
1:1G:6:G:C4	5:42:119:LEU:HD11	2.52	0.45
1:1G:8:A:N6	4:32:209:ARG:HB2	2.32	0.45

Continued on next page...

Continued from previous page...

Atom-1	Atom-2	Interatomic distance (Å)	Clash overlap (Å)
1:1G:1510:U:H2'	1:1G:1511:G:C8	2.52	0.45
2:12:32:ILE:HD13	2:12:40:HIS:HB3	1.99	0.45
4:32:30:LYS:HB3	4:32:35:ARG:HH11	1.81	0.45
5:42:71:LEU:HD21	5:42:115:VAL:HG22	1.98	0.45
7:62:16:LEU:HD22	9:82:42:ARG:HA	1.99	0.45
7:62:93:PRO:CB	7:62:94:ARG:HE	2.30	0.45
10:1A:6:ILE:CG2	10:1A:98:ILE:HG23	2.47	0.45
12:3A:60:LEU:HA	12:3A:60:LEU:HD13	1.60	0.45
24:3L:18:G:H5'	24:3L:59:A:H2	1.82	0.45
24:3L:22:A:C6	24:3L:49:C:N3	2.85	0.45
25:4L:21:A:N6	25:4L:22:A:C6	2.85	0.45
26:14:328:U:H4'	49:C5:68:HIS:CD2	2.52	0.45
26:14:589:C:O3'	31:39:95:ARG:NH1	2.50	0.45
26:14:702:G:C2	26:14:731:C:C2	3.05	0.45
26:14:712:G:H2'	26:14:713:G:O4'	2.17	0.45
26:14:732:C:N4	26:14:733:G:C6	2.85	0.45
26:14:1138:G:O2'	38:15:106:MET:HG3	2.17	0.45
26:14:1190:G:OP1	40:35:32:THR:HA	2.16	0.45
26:14:1728:G:C2	26:14:1730:U:OP2	2.69	0.45
26:14:1856:G:C2'	26:14:1857:G:H5'	2.47	0.45
26:14:2131:G:H21	26:14:2157:G:H1'	1.81	0.45
26:14:2686:G:C2	26:14:2724:C:O2	2.70	0.45
27:1J:31:C:N4	43:65:32:LEU:HD23	2.32	0.45
29:19:273:ARG:HG2	29:19:274:ARG:N	2.31	0.45
30:29:26:ILE:HG22	30:29:28:ALA:N	2.31	0.45
30:29:201:THR:O	30:29:202:LYS:HD3	2.17	0.45
40:35:46:LYS:HB3	40:35:46:LYS:HE3	1.71	0.45
40:35:88:LEU:C	40:35:90:ARG:H	2.20	0.45
50:D5:105:VAL:O	50:D5:108:PRO:HG3	2.17	0.45
1:13:428:G:C5	1:13:430:A:C6	3.05	0.44
1:13:542:G:O3'	4:3E:14:ARG:NH2	2.44	0.44
1:13:1023:G:H2'	1:13:1024:G:H4'	1.98	0.44
1:13:1128:C:H5''	1:13:1129:C:OP2	2.17	0.44
1:13:1248:A:N3	9:8E:70:LYS:HE2	2.31	0.44
1:13:1492:A:OP1	12:3I:47:LYS:N	2.45	0.44
2:1E:17:PHE:N	2:1E:17:PHE:CD1	2.85	0.44
2:1E:44:LEU:HD12	2:1E:44:LEU:H	1.82	0.44
3:2E:15:THR:HG23	3:2E:181:ASN:H	1.82	0.44
4:3E:93:PHE:HA	4:3E:96:LEU:HD22	1.98	0.44
6:5E:82:ARG:HB2	6:5E:85:VAL:HG23	2.00	0.44
12:3I:5:PRO:HG2	12:3I:10:LEU:HD11	1.99	0.44

Continued on next page...

Continued from previous page...

Atom-1	Atom-2	Interatomic distance (Å)	Clash overlap (Å)
26:1H:606:U:OP1	31:31:104:LYS:HD2	2.16	0.44
26:1H:1077:A:N1	26:1H:1088:A:N6	2.57	0.44
26:1H:1443:G:N2	26:1H:1549:C:C2	2.85	0.44
26:1H:2056:G:O6	56:N8:2:ALA:HB3	2.17	0.44
28:71:193:ILE:HG21	28:71:227:HIS:HE1	1.81	0.44
29:11:226:MET:HB3	29:11:230:ASP:HB2	1.99	0.44
30:21:11:MET:HG2	30:21:24:THR:HA	2.00	0.44
30:21:131:ALA:CB	30:21:135:HIS:HE1	2.31	0.44
31:31:197:ASP:O	31:31:198:ALA:HB3	2.17	0.44
36:38:125:LEU:HD11	34:28:20:LEU:HD21	1.99	0.44
37:48:123:ALA:HA	37:48:126:MET:CB	2.45	0.44
34:28:28:LYS:HZ3	34:28:29:GLU:HG3	1.81	0.44
38:58:5:VAL:HA	38:58:6:PRO:HD3	1.83	0.44
48:F8:9:LEU:O	53:K8:36:ARG:HD2	2.18	0.44
55:M8:37:SER:OG	55:M8:42:PHE:HB3	2.17	0.44
1:1G:406:G:C4	1:1G:495:A:C6	3.05	0.44
1:1G:956:U:C2	1:1G:1225:A:H2	2.35	0.44
13:4A:79:LYS:O	13:4A:82:MET:HG2	2.16	0.44
22:1L:54:G:H4'	41:45:56:ARG:NH2	2.32	0.44
23:2L:44:A:H2'	23:2L:45:A:C8	2.52	0.44
23:2L:51:U:H2'	23:2L:52:C:C6	2.52	0.44
26:14:430:G:H5''	26:14:431:U:OP2	2.17	0.44
26:14:1015:G:C6	26:14:1148:A:C6	3.06	0.44
26:14:1582:C:O2'	26:14:1586:A:C8	2.69	0.44
26:14:1968:G:P	63:14:3725:HOH:O	2.67	0.44
26:14:2056:G:H2'	26:14:2056:G:N3	2.32	0.44
26:14:2744:G:N2	33:59:143:GLN:OE1	2.50	0.44
26:14:2748:A:H2'	26:14:2749:A:C8	2.51	0.44
31:39:9:ILE:O	31:39:128:ALA:HB2	2.16	0.44
31:39:30:PRO:O	31:39:32:LEU:N	2.50	0.44
40:35:114:ILE:N	40:35:114:ILE:HD12	2.32	0.44
48:B5:63:LYS:HA	48:B5:72:LYS:HA	1.99	0.44
58:L5:47:ARG:NH1	58:L5:47:ARG:HB2	2.32	0.44
1:13:263:A:OP2	20:BI:79:ARG:NH1	2.50	0.44
1:13:297:G:H4'	1:13:557:G:H4'	2.00	0.44
1:13:411:A:O2'	1:13:413:G:H5'	2.17	0.44
1:13:1014:A:H2'	1:13:1015:A:C8	2.51	0.44
1:13:1043:C:H2'	1:13:1044:A:O4'	2.17	0.44
1:13:1178:G:OP2	9:8E:93:ARG:NH1	2.38	0.44
1:13:1304:G:C6	1:13:1305:G:N1	2.85	0.44
1:13:1363:A:H1'	1:13:1365:G:N7	2.32	0.44

Continued on next page...

Continued from previous page...

Atom-1	Atom-2	Interatomic distance (Å)	Clash overlap (Å)
1:13:1424:C:H42	1:13:1476:G:H1	1.65	0.44
1:13:1455:G:H5'	20:BI:32:ALA:HB2	1.98	0.44
8:7E:29:SER:HB3	8:7E:32:LYS:HE3	2.00	0.44
18:9I:35:ARG:O	18:9I:37:VAL:HG23	2.17	0.44
18:9I:50:ILE:CD1	18:9I:70:ILE:HG21	2.48	0.44
19:AI:15:LEU:HD23	19:AI:15:LEU:H	1.83	0.44
23:2K:17:C:O2'	23:2K:18:C:H5	1.99	0.44
26:1H:1252:G:N3	45:C8:33:ARG:HD2	2.33	0.44
26:1H:1387:C:C2	26:1H:1388:G:C8	3.06	0.44
26:1H:1799:G:H5'	26:1H:1819:A:N6	2.31	0.44
26:1H:2134:A:C2	26:1H:2159:G:H1'	2.51	0.44
26:1H:2334:G:C2	43:A8:12:PHE:CD1	3.05	0.44
28:7I:42:GLU:OE2	28:7I:217:THR:HA	2.18	0.44
31:31:36:VAL:HG11	31:31:183:VAL:HG11	2.00	0.44
32:41:83:ARG:HA	32:41:83:ARG:HD3	1.57	0.44
33:51:23:ARG:HD3	33:51:34:GLU:OE1	2.18	0.44
33:51:157:TYR:H	33:51:170:ARG:HA	1.82	0.44
38:58:43:THR:HB	38:58:46:VAL:HB	1.99	0.44
40:78:62:LEU:O	59:Q8:13:ARG:HD3	2.17	0.44
44:B8:16:ARG:NH2	44:B8:19:LEU:HD21	2.32	0.44
45:C8:8:VAL:HG23	45:C8:11:ARG:HH21	1.82	0.44
45:C8:47:TYR:CD1	45:C8:47:TYR:C	2.91	0.44
52:J8:53:VAL:HG12	52:J8:54:ALA:H	1.82	0.44
52:J8:93:GLU:HB2	52:J8:94:LEU:O	2.17	0.44
1:1G:35:G:C2	1:1G:550:G:N3	2.85	0.44
1:1G:324:G:N1	1:1G:327:A:OP2	2.50	0.44
1:1G:1347:G:N7	9:82:107:ARG:NH1	2.64	0.44
2:12:166:ASP:CG	2:12:169:LYS:HB2	2.36	0.44
5:42:70:PRO:HD2	5:42:142:LEU:HB2	1.99	0.44
7:62:93:PRO:HB2	7:62:94:ARG:NE	2.32	0.44
12:3A:70:ILE:HD13	12:3A:75:HIS:CD2	2.52	0.44
14:5A:9:LYS:H	14:5A:9:LYS:HG2	1.47	0.44
14:5A:12:ARG:HB2	14:5A:14:PRO:HD3	1.99	0.44
16:7A:15:PRO:O	16:7A:16:HIS:ND1	2.50	0.44
22:1L:5:C:O2'	22:1L:6:C:H5'	2.18	0.44
24:3L:26:U:H3'	24:3L:27:A:H5''	1.98	0.44
26:14:122:G:O6	63:14:3900:HOH:O	2.21	0.44
26:14:676:A:H1'	26:14:2443:C:H1'	1.98	0.44
26:14:1017:G:H5'	26:14:1018:C:OP2	2.18	0.44
26:14:2052:G:O4'	30:29:142:GLY:HA3	2.17	0.44
26:14:2213:U:H5'	52:F5:52:ARG:NH2	2.32	0.44

Continued on next page...

Continued from previous page...

Atom-1	Atom-2	Interatomic distance (Å)	Clash overlap (Å)
31:39:182:ASN:O	31:39:186:ILE:HG12	2.17	0.44
31:39:184:TYR:CE2	31:39:188:ARG:HD3	2.52	0.44
35:69:79:ILE:HG21	35:69:142:VAL:HG12	1.99	0.44
35:69:111:PRO:C	35:69:113:ARG:N	2.71	0.44
35:69:128:LEU:HD13	35:69:128:LEU:HA	1.68	0.44
40:35:41:ARG:N	40:35:41:ARG:HD2	2.31	0.44
42:55:33:ARG:HA	42:55:115:GLU:HA	1.99	0.44
46:95:19:LYS:HE3	46:95:19:LYS:HB3	1.65	0.44
1:13:101:A:N7	63:13:1905:HOH:O	2.50	0.44
1:13:554:C:H2'	1:13:555:C:H6	1.82	0.44
1:13:703:G:H8	1:13:703:G:O5'	2.01	0.44
1:13:742:G:H5'	15:6I:58:MET:HE3	1.98	0.44
1:13:1190:G:OP1	3:2E:5:ILE:N	2.43	0.44
1:13:1405:G:O4'	1:13:1519:A:H4'	2.17	0.44
1:13:1533:C:H1'	1:13:1534:A:P	2.57	0.44
4:3E:90:GLY:O	4:3E:93:PHE:HB3	2.18	0.44
8:7E:104:ARG:HG3	8:7E:138:TRP:CD1	2.52	0.44
11:2I:54:ARG:H	11:2I:54:ARG:HG2	1.56	0.44
26:1H:120:U:P	63:1H:3783:HOH:O	2.73	0.44
26:1H:271(A):C:O2'	26:1H:271(B):G:H5'	2.17	0.44
26:1H:297:C:H5''	49:G8:86:ARG:HG2	1.99	0.44
26:1H:336:C:OP1	49:G8:83:THR:HG23	2.18	0.44
26:1H:455:C:N3	26:1H:473:G:H5'	2.32	0.44
26:1H:2033:A:OP1	63:1H:3933:HOH:O	2.20	0.44
29:11:29:PRO:C	29:11:30:GLU:HG2	2.31	0.44
32:41:109:VAL:HG21	55:M8:14:ILE:HD13	1.98	0.44
33:51:4:ILE:HG21	33:51:6:ARG:HE	1.82	0.44
36:38:25:PHE:CZ	36:38:84:GLU:HA	2.52	0.44
36:38:27:VAL:HG12	36:38:28:ASN:N	2.32	0.44
36:38:138:LEU:HG	34:28:22:GLN:HG2	1.99	0.44
38:58:96:GLU:C	38:58:98:VAL:H	2.20	0.44
43:A8:68:GLN:HG3	43:A8:71:ARG:HH12	1.81	0.44
44:B8:107:ASP:H	44:B8:110:ILE:HG23	1.82	0.44
53:K8:15:LYS:HA	53:K8:67:LYS:HZ1	1.82	0.44
1:1G:1022:G:C5	1:1G:1023:G:C8	3.06	0.44
1:1G:1217:C:H2'	1:1G:1218:C:C6	2.52	0.44
1:1G:1237:C:H5''	1:1G:1238:A:O4'	2.17	0.44
1:1G:1453:G:O2'	1:1G:1454:G:P	2.75	0.44
2:12:47:THR:HG23	2:12:202:PRO:O	2.18	0.44
7:62:143:ARG:HD2	7:62:143:ARG:C	2.37	0.44
10:1A:28:ARG:HH12	10:1A:34:VAL:H	1.64	0.44

Continued on next page...

Continued from previous page...

Atom-1	Atom-2	Interatomic distance (Å)	Clash overlap (Å)
13:4A:81:LEU:HD23	13:4A:89:GLY:HA2	1.99	0.44
26:14:300:A:H2'	26:14:334:C:H1'	1.99	0.44
26:14:459:U:H2'	26:14:460:A:C8	2.53	0.44
26:14:729:G:C8	29:19:208:LYS:HD2	2.52	0.44
26:14:1086:A:H4'	26:14:1103:A:H61	1.83	0.44
26:14:1331:A:HO2'	26:14:1332:G:H8	1.64	0.44
26:14:1418:G:H2'	26:14:1579:A:N6	2.32	0.44
26:14:1599:C:H2'	26:14:1600:C:C6	2.49	0.44
26:14:2012:G:OP1	47:A5:11:ARG:NH2	2.39	0.44
26:14:2308:G:H3'	26:14:2310:A:OP2	2.17	0.44
26:14:2313:C:H2'	26:14:2314:C:C6	2.52	0.44
26:14:2885:C:N3	26:14:2886:G:H1'	2.32	0.44
27:1J:90:C:H6	27:1J:90:C:H5''	1.83	0.44
32:49:135:LEU:HD13	32:49:155:MET:HG3	1.99	0.44
33:59:52:VAL:HG21	33:59:69:ARG:HA	1.99	0.44
35:69:4:ILE:HA	35:69:17:GLN:O	2.18	0.44
43:65:106:ARG:HA	43:65:110:LEU:HD11	1.98	0.44
43:65:109:GLY:O	43:65:110:LEU:HD12	2.17	0.44
44:75:36:GLU:HG2	44:75:37:GLY:N	2.31	0.44
49:C5:31:LEU:HD13	49:C5:36:ALA:HB3	1.98	0.44
50:D5:99:TYR:HB3	50:D5:123:ASP:HB3	1.98	0.44
52:F5:91:LYS:O	52:F5:92:LYS:C	2.54	0.44
1:13:637:G:H2'	1:13:638:G:H8	1.82	0.44
1:13:684:A:C6	1:13:685:G:C6	3.06	0.44
1:13:1236:A:OP1	21:1F:3:LYS:HE3	2.18	0.44
1:13:1365:G:C6	1:13:1366:C:C4	3.05	0.44
1:13:1510:U:H2'	1:13:1511:G:C8	2.52	0.44
2:1E:55:PHE:HD1	2:1E:55:PHE:HA	1.65	0.44
7:6E:85:TYR:CE2	7:6E:154:TYR:HE2	2.35	0.44
10:1I:30:SER:O	10:1I:80:LYS:HB3	2.17	0.44
12:3I:86:ARG:HB2	12:3I:101:VAL:CG2	2.47	0.44
17:8I:100:LYS:CG	17:8I:101:ARG:HE	2.31	0.44
22:1K:33:RSP:H2'	22:1K:33:RSP:S2	2.57	0.44
24:3K:73:C:H3'	24:3K:74:A:H5''	1.98	0.44
26:1H:154:G:H2'	26:1H:155:C:C6	2.52	0.44
26:1H:883:G:H2'	26:1H:884:C:H4'	1.98	0.44
26:1H:1782:C:H3'	63:1H:3745:HOH:O	2.16	0.44
26:1H:2447:G:N2	26:1H:2450:A:OP2	2.51	0.44
26:1H:2680:C:H5'	30:21:189:PRO:HA	1.99	0.44
29:11:108:PRO:HD2	29:11:111:LEU:HG	2.00	0.44
35:61:120:ILE:HD11	35:61:126:TYR:CE2	2.52	0.44

Continued on next page...

Continued from previous page...

Atom-1	Atom-2	Interatomic distance (Å)	Clash overlap (Å)
36:38:85:ASP:OD1	36:38:87:VAL:HG12	2.18	0.44
37:48:21:PRO:HB2	37:48:22:PRO:HD3	1.98	0.44
37:48:58:THR:H	37:48:66:THR:HG21	1.82	0.44
37:48:108:ALA:O	37:48:111:LYS:HG2	2.16	0.44
39:68:98:VAL:HG11	39:68:114:ILE:HG23	2.00	0.44
44:B8:120:ARG:HA	44:B8:123:GLN:HG2	1.99	0.44
48:F8:35:THR:HG23	48:F8:38:GLU:HB3	1.98	0.44
48:F8:36:LYS:HE2	48:F8:54:VAL:O	2.18	0.44
51:I8:75:LEU:HD23	51:I8:75:LEU:HA	1.75	0.44
57:O8:51:GLU:HG2	57:O8:52:VAL:N	2.32	0.44
59:Q8:54:GLU:O	59:Q8:58:ILE:HD13	2.17	0.44
1:1G:10:A:O2'	1:1G:507:C:O2'	2.30	0.44
1:1G:583:A:H2'	1:1G:584:G:O4'	2.18	0.44
1:1G:775:G:C2'	1:1G:776:G:H5'	2.47	0.44
1:1G:926:G:H3'	1:1G:1505:G:H21	1.81	0.44
1:1G:1206:G:P	3:22:190:ARG:NH2	2.90	0.44
1:1G:1260:C:P	1:1G:1284:C:H4'	2.58	0.44
1:1G:1509:C:H2'	1:1G:1510:U:O4'	2.17	0.44
5:42:7:GLU:HG2	5:42:8:GLU:N	2.32	0.44
8:72:54:ASP:N	8:72:54:ASP:OD1	2.50	0.44
9:82:16:ARG:O	9:82:63:ILE:HG23	2.16	0.44
9:82:95:LYS:O	9:82:95:LYS:HG2	2.17	0.44
10:1A:76:ASN:OD1	10:1A:76:ASN:N	2.45	0.44
12:3A:34:ARG:H	12:3A:34:ARG:HG3	1.64	0.44
23:2L:45:A:H5''	23:2L:46:G:OP2	2.17	0.44
24:3L:35:A:HO2'	24:3L:36:C:P	2.40	0.44
26:14:128:C:H2'	26:14:129:C:C6	2.53	0.44
26:14:144:C:H2'	26:14:145:G:H8	1.82	0.44
26:14:185:U:H4'	26:14:218:A:H4'	1.99	0.44
26:14:855:G:H5''	26:14:856:C:OP2	2.16	0.44
26:14:1149:G:H2'	26:14:1150:C:C6	2.52	0.44
26:14:1183:G:O3'	54:H5:29:ARG:NH2	2.50	0.44
26:14:1568:G:OP1	29:19:63:ARG:NH1	2.39	0.44
26:14:2415:G:C2	26:14:2416:C:C2	3.05	0.44
26:14:2719:G:HO2'	26:14:2720:U:H6	1.65	0.44
29:19:166:GLN:HB3	29:19:174:ILE:HG22	2.00	0.44
31:39:107:LYS:HE2	31:39:205:ARG:HD2	1.98	0.44
31:39:129:PHE:HA	31:39:142:TRP:NE1	2.33	0.44
32:49:60:LEU:O	32:49:64:THR:HG23	2.18	0.44
33:59:9:ILE:CG2	33:59:51:ARG:HG3	2.47	0.44
41:45:23:GLY:HA2	41:45:101:ARG:NH1	2.32	0.44

Continued on next page...

Continued from previous page...

Atom-1	Atom-2	Interatomic distance (Å)	Clash overlap (Å)
47:A5:65:LEU:HD12	47:A5:68:ARG:NH1	2.33	0.44
1:13:1059:C:O3'	14:5I:45:ARG:NH2	2.51	0.44
2:1E:131:PRO:HD2	2:1E:134:GLU:HB3	1.99	0.44
3:2E:8:ILE:HD12	3:2E:8:ILE:HA	1.86	0.44
4:3E:126:ILE:HG22	4:3E:127:THR:N	2.33	0.44
8:7E:25:ASP:OD1	8:7E:60:ARG:HG3	2.18	0.44
26:1H:71:A:OP1	26:1H:72:U:H2'	2.18	0.44
26:1H:1012:U:O4	38:58:25:ARG:HA	2.17	0.44
26:1H:1105:U:H2'	26:1H:1106:G:H8	1.82	0.44
26:1H:1316:U:H2'	26:1H:1317:A:H8	1.80	0.44
26:1H:1444:G:C2	26:1H:1548:C:N3	2.86	0.44
26:1H:1486:A:H2'	26:1H:1487:G:C8	2.52	0.44
26:1H:1537:C:H2'	26:1H:1538:G:H4'	1.99	0.44
26:1H:1753:G:N1	26:1H:1756:G:C2	2.86	0.44
26:1H:2125:G:N1	26:1H:2171:A:H5''	2.32	0.44
26:1H:2712:U:OP1	26:1H:2714:G:H4'	2.18	0.44
26:1H:2714:G:P	63:1H:4232:HOH:O	2.75	0.44
32:41:129:GLY:O	32:41:161:THR:HB	2.17	0.44
32:41:165:THR:HG22	32:41:167:GLU:N	2.30	0.44
39:68:64:ARG:O	39:68:82:ASN:HA	2.17	0.44
45:C8:102:GLU:HG3	46:D8:2:PHE:CZ	2.53	0.44
1:1G:272:C:H2'	1:1G:273:A:C8	2.48	0.44
1:1G:626:U:C2	1:1G:627:G:C8	3.06	0.44
1:1G:1008:C:H42	1:1G:1021:G:H1	1.65	0.44
1:1G:1255:G:OP1	10:1A:45:ARG:NH2	2.47	0.44
1:1G:1399:C:H4'	1:1G:1400:C:H5''	1.99	0.44
7:62:26:PHE:O	7:62:30:ILE:HG13	2.17	0.44
7:62:38:LEU:O	7:62:42:ILE:HG13	2.17	0.44
7:62:70:LYS:CG	7:62:96:GLN:HB3	2.48	0.44
11:2A:17:GLY:HA3	11:2A:77:MET:SD	2.58	0.44
12:3A:85:ILE:HD12	12:3A:85:ILE:HA	1.61	0.44
15:6A:70:LEU:HD11	15:6A:77:ARG:HG3	1.99	0.44
20:BA:23:ARG:NH2	20:BA:27:LYS:HD2	2.33	0.44
20:BA:75:ASN:HA	20:BA:78:ALA:HB3	1.99	0.44
26:14:1056:G:H5''	26:14:1057:A:H5'	1.98	0.44
26:14:1204:A:HO2'	26:14:1205:U:P	2.38	0.44
26:14:1372:U:H2'	26:14:1373:A:O4'	2.18	0.44
26:14:2688:U:C5	26:14:2720:U:OP2	2.70	0.44
28:79:35:ALA:HB1	28:79:37:PHE:CD1	2.53	0.44
30:29:57:LYS:HD3	30:29:57:LYS:HA	1.53	0.44
31:39:170:LEU:HD13	31:39:172:TRP:CZ2	2.52	0.44

Continued on next page...

Continued from previous page...

Atom-1	Atom-2	Interatomic distance (Å)	Clash overlap (Å)
32:49:135:LEU:HB2	32:49:155:MET:HG2	1.99	0.44
40:35:47:ASP:OD2	40:35:50:ARG:NH1	2.51	0.44
41:45:10:ARG:HA	41:45:10:ARG:NH1	2.21	0.44
41:45:33:GLY:N	41:45:132:VAL:O	2.40	0.44
42:55:33:ARG:HD3	42:55:113:LEU:HD11	1.98	0.44
50:D5:28:MET:HG2	50:D5:37:VAL:HG11	1.99	0.44
50:D5:98:MET:CE	50:D5:100:VAL:HG22	2.47	0.44
50:D5:119:GLU:H	50:D5:119:GLU:HG3	1.50	0.44
1:13:353:A:H5'	1:13:353:A:C8	2.45	0.44
1:13:616:G:C2	1:13:617:G:N7	2.86	0.44
1:13:820:U:H4'	1:13:821:G:OP2	2.16	0.44
1:13:1229:A:C2	1:13:1230:C:C4	3.06	0.44
8:7E:45:ILE:HG22	8:7E:63:LEU:HA	2.00	0.44
10:1I:48:THR:O	14:5I:34:TYR:OH	2.36	0.44
22:1K:56:PSU:H6	22:1K:56:PSU:O5'	2.01	0.44
24:3K:72:G:H1'	26:1H:1851:U:O2'	2.16	0.44
26:1H:155:C:H5'	26:1H:161:U:OP2	2.17	0.44
26:1H:533:G:H5'	45:C8:24:TYR:CD1	2.53	0.44
26:1H:1006:C:C2	26:1H:1138:G:N2	2.86	0.44
26:1H:1068:G:H4'	26:1H:1096:A:C2	2.53	0.44
26:1H:1657:C:OP2	30:21:136:ARG:HG3	2.18	0.44
26:1H:1728:G:H3'	26:1H:1729:A:C5'	2.46	0.44
26:1H:1790:C:H2'	26:1H:1791:A:C5	2.53	0.44
26:1H:1814:G:OP1	29:11:40:THR:HG21	2.18	0.44
26:1H:2314:C:H2'	26:1H:2315:G:C8	2.52	0.44
26:1H:2592:G:C6	26:1H:2593:U:N3	2.85	0.44
37:48:71:THR:C	37:48:73:PRO:HD3	2.37	0.44
41:88:66:ILE:HD12	41:88:67:ARG:H	1.83	0.44
44:B8:9:LEU:O	44:B8:11:GLU:N	2.51	0.44
1:1G:12:U:H4'	1:1G:526:C:O2'	2.18	0.44
1:1G:1515:C:H2'	1:1G:1516:G:C8	2.53	0.44
2:12:213:LEU:HD23	2:12:214:ILE:HD13	1.98	0.44
3:22:120:VAL:HG21	3:22:137:ALA:HB2	1.98	0.44
4:32:57:ARG:HH21	4:32:205:GLU:HG2	1.82	0.44
4:32:168:ARG:HH11	4:32:169:LYS:N	1.98	0.44
5:42:121:LYS:HA	5:42:121:LYS:HZ2	1.82	0.44
5:42:137:GLU:OE1	5:42:141:GLN:NE2	2.50	0.44
10:1A:78:ASN:C	10:1A:80:LYS:N	2.71	0.44
23:2L:20:G:C4	23:2L:58:A:C2	3.06	0.44
26:14:28:A:C2	26:14:513:A:C8	3.04	0.44
26:14:275:G:N2	26:14:276:A:C8	2.84	0.44

Continued on next page...

Continued from previous page...

Atom-1	Atom-2	Interatomic distance (Å)	Clash overlap (Å)
26:14:861:A:C2	26:14:917:A:C4	3.06	0.44
26:14:1312:U:H4'	26:14:1313:U:O5'	2.18	0.44
26:14:1568:G:P	29:19:63:ARG:HH12	2.39	0.44
26:14:2273:A:H2'	26:14:2274:A:H8	1.79	0.44
26:14:2331:G:O2'	51:E5:43:THR:HG22	2.18	0.44
26:14:2400:G:H3'	26:14:2401:U:C6	2.52	0.44
26:14:2469:A:H3'	26:14:2470:G:C8	2.50	0.44
26:14:2766:G:H5''	26:14:2767:C:OP2	2.17	0.44
27:1J:12:C:H6	27:1J:12:C:OP2	2.00	0.44
29:19:43:ARG:CG	29:19:43:ARG:NH2	2.75	0.44
30:29:51:PHE:CD2	30:29:52:LEU:HB2	2.53	0.44
31:39:38:ARG:HH21	31:39:99:TYR:HE2	1.65	0.44
33:59:119:GLU:O	33:59:121:ILE:HG12	2.17	0.44
38:15:4:TYR:CD2	45:85:100:VAL:HG11	2.53	0.44
41:45:21:THR:HG21	41:45:101:ARG:HD2	1.98	0.44
43:65:89:ARG:O	43:65:92:TYR:N	2.50	0.44
45:85:92:ARG:NH1	46:95:11:GLN:H	2.14	0.44
52:F5:88:LYS:HB3	52:F5:88:LYS:HE2	1.61	0.44
1:13:191(F):U:H2'	1:13:191:G:H8	1.82	0.44
1:13:232:G:H2'	1:13:233:C:H6	1.83	0.44
1:13:437:U:C5'	4:3E:155:LEU:HD21	2.48	0.44
1:13:1135:U:H2'	1:13:1137:C:N3	2.33	0.44
3:2E:133:ALA:O	3:2E:136:GLN:HG3	2.18	0.44
3:2E:188:LEU:HD22	3:2E:188:LEU:HA	1.82	0.44
4:3E:64:LEU:O	4:3E:67:ILE:HB	2.18	0.44
6:5E:26:ILE:O	6:5E:30:LEU:HD12	2.16	0.44
8:7E:95:VAL:HG12	8:7E:96:GLY:O	2.17	0.44
9:8E:42:ARG:HE	9:8E:42:ARG:HB2	1.56	0.44
13:4I:39:ILE:HD12	13:4I:56:LEU:HG	2.00	0.44
24:3K:45:C:C2'	24:3K:46:G:H5'	2.48	0.44
26:1H:758:C:O2	26:1H:1981:A:H2	2.01	0.44
26:1H:1095:A:H2'	26:1H:1095:A:N3	2.33	0.44
26:1H:2016:U:H1'	56:N8:6:VAL:HG13	1.98	0.44
26:1H:2751:G:C8	26:1H:2751:G:P	3.11	0.44
31:31:136:THR:HA	31:31:166:ALA:O	2.18	0.44
32:41:51:ARG:CZ	32:41:51:ARG:HB2	2.48	0.44
33:51:157:TYR:O	33:51:158:HIS:CG	2.70	0.44
36:38:27:VAL:HG13	36:38:109:SER:C	2.38	0.44
36:38:65:GLU:HB3	36:38:66:LEU:HD12	1.99	0.44
37:48:52:ILE:HD12	37:48:53:VAL:H	1.82	0.44
37:48:122:ALA:O	37:48:125:ARG:N	2.51	0.44

Continued on next page...

Continued from previous page...

Atom-1	Atom-2	Interatomic distance (Å)	Clash overlap (Å)
38:58:35:ARG:O	38:58:42:TRP:HZ3	2.00	0.44
42:98:67:LEU:CD2	42:98:76:VAL:HG21	2.45	0.44
49:G8:87:LYS:NZ	49:G8:89:PHE:HA	2.33	0.44
53:K8:42:GLY:C	53:K8:44:LEU:H	2.21	0.44
53:K8:47:ASN:HB2	53:K8:48:HIS:H	1.55	0.44
57:O8:43:CYS:HB2	57:O8:44:ARG:NH1	2.33	0.44
1:1G:27:G:H8	1:1G:27:G:O5'	2.01	0.44
2:12:5:ILE:HG13	2:12:221:LEU:HD22	1.99	0.44
2:12:74:LYS:HE2	2:12:76:GLN:HG3	2.00	0.44
4:32:61:LYS:HE2	4:32:206:PHE:HE2	1.83	0.44
6:52:53:ALA:HB3	6:52:86:ARG:HD3	2.00	0.44
7:62:93:PRO:CD	7:62:94:ARG:HH21	2.17	0.44
20:BA:35:THR:O	20:BA:38:LYS:HB3	2.17	0.44
22:1L:1:G:HO2'	22:1L:2:C:P	2.40	0.44
26:14:254:G:N7	59:M5:5:LYS:HE2	2.32	0.44
26:14:270(F):U:H3	26:14:270(T):G:H1	1.66	0.44
26:14:581:C:H2'	26:14:582:G:C8	2.53	0.44
26:14:783:A:P	63:19:302:HOH:O	2.76	0.44
26:14:1535:U:C4	26:14:1536:A:C6	3.05	0.44
26:14:1757:U:C2	26:14:1762:A:H2	2.36	0.44
26:14:2109:U:H3	26:14:2180:U:H3	1.66	0.44
26:14:2552:U:C2	26:14:2554:U:H5'	2.53	0.44
26:14:2852:G:H2'	26:14:2853:C:C6	2.52	0.44
30:29:34:VAL:HG12	30:29:64:LYS:HE3	1.99	0.44
31:39:46:ARG:C	31:39:48:THR:H	2.20	0.44
39:25:68:GLU:H	39:25:68:GLU:CD	2.21	0.44
40:35:97:PRO:HD3	40:35:126:VAL:HB	1.99	0.44
41:45:19:GLY:O	41:45:99:PRO:HD2	2.17	0.44
45:85:28:ARG:NH1	45:85:38:THR:OG1	2.48	0.44
50:D5:104:PHE:HE2	50:D5:119:GLU:HA	1.83	0.44
51:E5:50:ASN:C	51:E5:62:LEU:HD12	2.38	0.44
1:13:93:U:H2'	1:13:95:G:H5''	2.00	0.44
1:13:292:G:N7	1:13:293:G:H1'	2.33	0.44
1:13:357:G:O2'	35:69:89:TYR:O	2.33	0.44
1:13:390:C:H2'	1:13:391:G:C8	2.52	0.44
1:13:401:C:H2'	1:13:402:G:C8	2.53	0.44
1:13:552:U:O4	1:13:553:A:N6	2.50	0.44
1:13:794:A:C6	1:13:795:C:C4	3.05	0.44
1:13:871:U:OP1	63:13:1963:HOH:O	2.20	0.44
1:13:980:C:H5''	1:13:981:U:OP2	2.17	0.44
1:13:1216:G:OP2	14:5I:1:MET:HA	2.18	0.44

Continued on next page...

Continued from previous page...

Atom-1	Atom-2	Interatomic distance (Å)	Clash overlap (Å)
2:1E:5:ILE:HG13	2:1E:6:THR:N	2.32	0.44
2:1E:28:PHE:HD2	2:1E:190:THR:HG23	1.82	0.44
2:1E:149:LEU:HD22	2:1E:152:PHE:HD2	1.83	0.44
4:3E:98:GLU:O	4:3E:103:ASN:ND2	2.51	0.44
11:2I:59:TYR:O	11:2I:63:LEU:HD12	2.18	0.44
14:5I:6:LEU:CD1	14:5I:23:ARG:HH22	2.31	0.44
26:1H:141:A:H8	26:1H:1408:C:H1'	1.82	0.44
26:1H:1070:A:N7	26:1H:1096:A:H2'	2.33	0.44
26:1H:1171:G:C5	26:1H:1174:A:N6	2.85	0.44
26:1H:1906:G:H8	26:1H:1929:G:H2'	1.83	0.44
26:1H:2168:G:O2'	26:1H:2169:A:N3	2.49	0.44
26:1H:2602:A:OP2	26:1H:2603:G:H5''	2.17	0.44
33:5I:129:THR:O	33:5I:129:THR:OG1	2.32	0.44
37:48:123:ALA:O	37:48:127:ILE:HG12	2.18	0.44
48:F8:11:PRO:HD3	53:K8:37:PHE:CD2	2.52	0.44
48:F8:18:TYR:O	48:F8:20:GLY:N	2.51	0.44
50:H8:48:PHE:HE1	50:H8:71:VAL:HG11	1.83	0.44
58:P8:5:TRP:HA	58:P8:5:TRP:CE3	2.51	0.44
1:1G:81:G:O2'	1:1G:82:U:O5'	2.32	0.44
1:1G:690:G:C6	1:1G:691:G:C6	3.05	0.44
1:1G:1243:C:OP1	21:1B:10:ARG:NE	2.50	0.44
1:1G:1298:C:H4'	1:1G:1299:A:C5	2.52	0.44
2:12:7:VAL:HG13	2:12:8:LYS:HD3	2.00	0.44
2:12:17:PHE:HE2	2:12:44:LEU:HB3	1.80	0.44
2:12:91:PRO:HD3	2:12:155:LEU:HD23	1.98	0.44
3:22:11:ARG:HB2	3:22:11:ARG:HH11	1.83	0.44
5:42:39:GLY:H	5:42:71:LEU:HD12	1.83	0.44
20:BA:45:GLN:HA	20:BA:91:LEU:HD22	1.99	0.44
26:14:667:U:O2	59:M5:2:PRO:HD2	2.18	0.44
26:14:1042:G:H2'	26:14:1043:C:O4'	2.16	0.44
26:14:1392:A:N6	26:14:1393:A:N6	2.65	0.44
26:14:1754:C:P	44:75:96:ARG:HH12	2.41	0.44
26:14:2392:A:H2	26:14:2424:C:N4	2.15	0.44
26:14:2726:U:O2'	26:14:2727:G:H8	2.00	0.44
26:14:2865:U:C4	26:14:2866:U:C4	3.06	0.44
27:1J:9:G:P	43:65:25:ARG:HH22	2.40	0.44
27:1J:90:C:OP2	41:45:16:ARG:NH2	2.51	0.44
29:19:147:LEU:HD23	29:19:155:LEU:HD21	1.99	0.44
33:59:4:ILE:HB	33:59:6:ARG:CZ	2.48	0.44
35:69:140:LEU:HD12	35:69:141:LYS:N	2.28	0.44
43:65:61:ASN:O	43:65:65:VAL:HG23	2.17	0.44

Continued on next page...

Continued from previous page...

Atom-1	Atom-2	Interatomic distance (Å)	Clash overlap (Å)
1:13:91:C:N4	1:13:92:G:O6	2.51	0.44
1:13:735:C:H2'	1:13:736:C:C6	2.46	0.44
1:13:1051:C:H2'	1:13:1052:U:H6	1.83	0.44
1:13:1144:G:H21	1:13:1146:A:N6	2.15	0.44
1:13:1402:C:H2'	1:13:1403:C:O4'	2.18	0.44
2:1E:36:ARG:O	2:1E:41:ILE:HD11	2.18	0.44
2:1E:74:LYS:HD2	2:1E:74:LYS:HA	1.74	0.44
7:6E:79:ARG:CZ	7:6E:84:ASN:HD22	2.30	0.44
16:7I:80:PHE:N	16:7I:80:PHE:CD1	2.84	0.44
19:AI:15:LEU:HA	19:AI:18:LYS:CG	2.45	0.44
19:AI:18:LYS:HG3	19:AI:31:ILE:HD12	1.99	0.44
23:2K:70:C:H2'	23:2K:71:G:O4'	2.17	0.44
26:1H:164:U:H5'	26:1H:165:U:OP2	2.18	0.44
26:1H:309:G:N3	26:1H:329:G:O2'	2.49	0.44
26:1H:526:A:N6	26:1H:2626:C:H4'	2.32	0.44
26:1H:775:G:C4	26:1H:794:G:C8	3.06	0.44
26:1H:880:G:C6	26:1H:881:G:N7	2.86	0.44
26:1H:1359:A:N1	26:1H:1372:U:O4	2.51	0.44
26:1H:1432:C:H2'	26:1H:1433:U:O4'	2.18	0.44
26:1H:1589:C:H2'	26:1H:1590:U:C6	2.53	0.44
27:16:20:C:H2'	27:16:21:G:O4'	2.18	0.44
28:7I:7:TYR:CE1	28:7I:220:PRO:HB3	2.53	0.44
29:11:92:ILE:HD12	29:11:104:TYR:CE1	2.53	0.44
29:11:223:GLY:HA2	29:11:231:HIS:CD2	2.52	0.44
31:31:129:PHE:C	31:31:131:GLY:H	2.21	0.44
36:38:25:PHE:CE1	36:38:84:GLU:HA	2.53	0.44
49:G8:83:THR:HG22	49:G8:84:ARG:HG2	1.99	0.44
51:I8:23:VAL:HB	51:I8:26:TYR:HE1	1.83	0.44
51:I8:42:GLY:O	51:I8:57:PHE:CD2	2.71	0.44
1:1G:4:U:C5	8:72:102:ARG:HG3	2.52	0.44
1:1G:199:G:H2'	1:1G:200:G:H8	1.83	0.44
1:1G:298:A:H5''	1:1G:299:G:OP2	2.17	0.44
1:1G:430:A:H2'	1:1G:431:A:H8	1.83	0.44
1:1G:1105:A:H2'	1:1G:1106:G:C8	2.49	0.44
3:22:20:SER:HB2	3:22:40:ARG:NH2	2.28	0.44
3:22:59:ARG:HB3	3:22:64:VAL:HA	1.99	0.44
3:22:111:LEU:HG	3:22:141:VAL:HG13	1.99	0.44
7:62:42:ILE:HG23	7:62:117:ALA:HB2	2.00	0.44
8:72:136:GLU:HG3	8:72:136:GLU:O	2.18	0.44
17:8A:45:HIS:ND1	17:8A:65:ILE:HG21	2.33	0.44
19:AA:7:LYS:HA	19:AA:8:GLY:O	2.18	0.44

Continued on next page...

Continued from previous page...

Atom-1	Atom-2	Interatomic distance (Å)	Clash overlap (Å)
26:14:243:U:OP1	59:M5:6:THR:OG1	2.26	0.44
26:14:602:G:OP2	26:14:602:G:H8	2.01	0.44
26:14:1116:C:H2'	26:14:1117:G:H8	1.82	0.44
26:14:2303:G:C2'	26:14:2304:G:H5'	2.47	0.44
26:14:2342:C:O2'	26:14:2374:C:H5''	2.18	0.44
29:19:30:GLU:HG3	29:19:63:ARG:NH2	2.33	0.44
32:49:40:ASN:HB2	32:49:91:ARG:HG3	2.00	0.44
32:49:176:LEU:HA	32:49:176:LEU:HD23	1.76	0.44
35:69:93:THR:CG2	35:69:119:PRO:HG3	2.48	0.44
40:35:6:LEU:HD13	40:35:6:LEU:HA	1.86	0.44
42:55:1:MET:HE2	42:55:1:MET:HB3	1.91	0.44
45:85:47:TYR:HA	45:85:50:ARG:NH2	2.33	0.44
48:B5:14:SER:O	48:B5:17:ALA:N	2.51	0.44
48:B5:18:TYR:C	48:B5:20:GLY:N	2.70	0.44
48:B5:32:PRO:HA	48:B5:77:LYS:HB2	1.99	0.44
50:D5:15:PRO:HB2	50:D5:19:ARG:NH2	2.32	0.44
56:J5:45:VAL:HG22	56:J5:51:TYR:HD2	1.82	0.44
1:13:128:G:HO2'	17:8I:3:LYS:HZ3	1.59	0.43
1:13:269:C:H2'	1:13:270:A:H8	1.82	0.43
1:13:721:G:C6	1:13:733:A:C2	3.06	0.43
1:13:760:G:H2'	1:13:761:G:H5'	2.00	0.43
1:13:1153:C:H2'	1:13:1154:G:O4'	2.17	0.43
1:13:1347:G:N2	1:13:1374:A:OP2	2.46	0.43
2:1E:23:ARG:HB3	2:1E:23:ARG:NH1	2.33	0.43
7:6E:92:SER:HB2	7:6E:95:ARG:HB3	2.00	0.43
23:2K:33:OMC:HM23	23:2K:33:OMC:H1'	1.76	0.43
26:1H:31:C:P	63:1H:3973:HOH:O	2.76	0.43
26:1H:958:U:OP2	41:88:14:ARG:NH1	2.51	0.43
26:1H:1071:G:H22	26:1H:1091:G:H8	1.64	0.43
26:1H:1073:A:OP2	26:1H:1094:U:N3	2.43	0.43
26:1H:1145:C:H2'	26:1H:1146:C:H6	1.83	0.43
26:1H:1321:A:H2'	26:1H:1322:A:O4'	2.17	0.43
26:1H:1748:G:H2'	26:1H:1749:A:C8	2.53	0.43
26:1H:2126:A:H4'	26:1H:2127:G:OP1	2.17	0.43
26:1H:2684:U:C4	26:1H:2685:G:N7	2.86	0.43
27:16:24:G:C2	27:16:56:G:C2	3.06	0.43
30:21:173:VAL:N	30:21:183:LEU:O	2.51	0.43
31:31:78:ILE:HA	31:31:83:PHE:CD2	2.53	0.43
36:38:4:LYS:HZ2	36:38:7:VAL:HG12	1.81	0.43
36:38:142:LEU:HD12	36:38:143:GLN:HG3	1.99	0.43
37:48:54:PRO:HD2	37:48:72:PRO:CA	2.48	0.43

Continued on next page...

Continued from previous page...

Atom-1	Atom-2	Interatomic distance (Å)	Clash overlap (Å)
37:48:110:GLN:O	37:48:113:PRO:HD2	2.18	0.43
44:B8:42:ILE:HG21	44:B8:84:GLN:NE2	2.33	0.43
1:1G:630:G:C4	1:1G:631:G:N7	2.86	0.43
1:1G:1205:U:O3'	3:22:190:ARG:NH2	2.51	0.43
1:1G:1243:C:O5'	1:1G:1243:C:H6	2.00	0.43
3:22:89:GLU:C	3:22:91:LEU:H	2.21	0.43
4:32:31:CYS:HB2	4:32:33:MET:O	2.18	0.43
7:62:65:ALA:HB1	7:62:127:ALA:HB3	2.01	0.43
10:1A:4:ILE:HG23	10:1A:100:THR:HG23	1.99	0.43
12:3A:27:LEU:C	12:3A:29:GLY:N	2.72	0.43
15:6A:43:LEU:HA	15:6A:43:LEU:HD23	1.74	0.43
26:14:91:A:C4	26:14:92:G:C8	3.06	0.43
26:14:705:A:H1'	29:19:9:TYR:CE2	2.53	0.43
26:14:862:G:OP2	63:14:3882:HOH:O	2.19	0.43
26:14:1105:U:H2'	26:14:1106:G:C8	2.53	0.43
26:14:2130:U:O2'	26:14:2134:A:H1'	2.18	0.43
26:14:2162:G:H3'	26:14:2164:C:C5	2.53	0.43
26:14:2485:G:H5''	41:45:46:GLN:NE2	2.32	0.43
28:79:190:ARG:HB3	28:79:194:ARG:NH1	2.33	0.43
30:29:116:VAL:HG21	30:29:122:PHE:CE2	2.53	0.43
31:39:148:LEU:HA	31:39:148:LEU:HD23	1.65	0.43
35:69:52:ARG:HA	35:69:55:ALA:HB3	2.00	0.43
42:55:97:VAL:HB	42:55:114:VAL:HG22	2.00	0.43
49:C5:82:PRO:CB	49:C5:100:ALA:H	2.30	0.43
1:13:22:G:H2'	1:13:23:C:H6	1.80	0.43
1:13:348:G:C2	1:13:349:A:C8	3.05	0.43
1:13:444:C:H2'	1:13:445:G:H8	1.83	0.43
1:13:956:U:H2'	1:13:957:U:O4'	2.18	0.43
2:1E:164:VAL:HG23	2:1E:186:ALA:HB2	2.00	0.43
4:3E:19:LEU:HB3	4:3E:21:LEU:CD2	2.47	0.43
5:4E:34:VAL:O	5:4E:42:GLY:N	2.51	0.43
13:4I:27:LYS:O	13:4I:31:LYS:HD3	2.18	0.43
22:1K:75:C:H2'	22:1K:76:C:C5'	2.48	0.43
23:2K:2:G:H5''	23:2K:3:C:OP2	2.18	0.43
23:2K:21:U:O2	23:2K:21:U:H2'	2.17	0.43
24:3K:8:U:C4	24:3K:14:A:N7	2.86	0.43
26:1H:565:C:H4'	26:1H:1253:A:N6	2.32	0.43
26:1H:604:G:OP2	40:78:90:ARG:NH2	2.50	0.43
26:1H:669:G:C2	26:1H:801:G:C6	3.06	0.43
26:1H:764:A:O4'	29:11:213:ARG:HG3	2.18	0.43
26:1H:928:G:C8	63:1H:4051:HOH:O	2.70	0.43

Continued on next page...

Continued from previous page...

Atom-1	Atom-2	Interatomic distance (Å)	Clash overlap (Å)
26:1H:1918:A:O2'	26:1H:1920:C:N4	2.51	0.43
26:1H:2239:G:P	63:1H:3940:HOH:O	2.76	0.43
26:1H:2400:G:H1	26:1H:2416:C:H42	1.66	0.43
27:16:3:C:H2'	27:16:4:C:H6	1.83	0.43
27:16:7:G:O5'	43:A8:29:PHE:CE2	2.70	0.43
28:71:6:ARG:O	28:71:10:LEU:HD13	2.19	0.43
36:38:56:ASN:HA	36:38:60:ARG:CG	2.48	0.43
37:48:112:MET:HE2	37:48:118:THR:HA	2.00	0.43
46:D8:36:PRO:HA	46:D8:37:VAL:HA	1.64	0.43
50:H8:81:ARG:HE	50:H8:81:ARG:HB2	1.34	0.43
55:M8:23:GLU:CD	55:M8:24:THR:N	2.71	0.43
1:1G:948:C:OP2	13:4A:106:ASN:HB2	2.18	0.43
1:1G:1123:A:H4'	10:1A:36:GLY:CA	2.38	0.43
2:12:107:THR:O	2:12:110:GLN:HB2	2.18	0.43
4:32:31:CYS:C	4:32:33:MET:H	2.22	0.43
7:62:70:LYS:O	7:62:138:LYS:HD3	2.17	0.43
9:82:95:LYS:HZ3	9:82:96:LEU:N	2.16	0.43
12:3A:60:LEU:HB2	12:3A:64:TYR:HB3	1.98	0.43
13:4A:78:ILE:O	13:4A:79:LYS:HD3	2.18	0.43
13:4A:84:ILE:HG21	19:AA:74:PHE:CD1	2.53	0.43
20:BA:10:LEU:O	20:BA:12:ALA:N	2.50	0.43
21:1B:10:ARG:HA	21:1B:13:ILE:HD12	1.98	0.43
26:14:403:U:H3'	63:14:3783:HOH:O	2.17	0.43
26:14:528:A:C2	26:14:2043:C:H4'	2.53	0.43
26:14:1110:G:O3'	33:59:3:ARG:NH1	2.50	0.43
26:14:1525:G:H2'	26:14:1526:G:C8	2.52	0.43
26:14:1729:A:H1'	26:14:1730:U:C6	2.53	0.43
26:14:2056:G:C2	26:14:2057:A:C8	3.06	0.43
26:14:2629:A:H4'	26:14:2630:G:H5'	2.00	0.43
26:14:2637:U:C4	26:14:2638:G:C6	3.06	0.43
26:14:2652:C:H2'	26:14:2653:U:O4'	2.18	0.43
26:14:2659:G:N2	26:14:2662:A:OP2	2.51	0.43
29:19:39:LYS:HG2	29:19:40:THR:H	1.83	0.43
30:29:5:LEU:HD21	30:29:49:LEU:HB2	1.99	0.43
31:39:120:GLU:HG3	31:39:122:LYS:HG2	2.00	0.43
31:39:122:LYS:HB3	31:39:191:ARG:HB2	2.00	0.43
31:39:126:VAL:HG11	31:39:142:TRP:HH2	1.83	0.43
33:59:74:ASN:HA	33:59:77:LYS:CB	2.48	0.43
41:45:29:PHE:HB3	41:45:30:GLY:H	1.63	0.43
47:A5:4:LYS:NZ	47:A5:6:ILE:HD11	2.33	0.43
52:F5:71:TYR:O	52:F5:74:VAL:HG12	2.18	0.43

Continued on next page...

Continued from previous page...

Atom-1	Atom-2	Interatomic distance (Å)	Clash overlap (Å)
59:M5:8:LYS:HB3	59:M5:12:LYS:HE3	1.99	0.43
1:13:191(C):G:H2'	1:13:191(D):U:O4'	2.18	0.43
1:13:329:A:C5	1:13:332:G:C6	3.07	0.43
1:13:948:C:N4	63:13:2064:HOH:O	2.51	0.43
1:13:958:A:C6	1:13:959:A:C6	3.07	0.43
1:13:1206:G:C6	1:13:1207:G:C5	3.07	0.43
5:4E:110:LEU:HD13	5:4E:118:ILE:HG21	2.00	0.43
13:4I:14:ARG:HG2	13:4I:15:VAL:H	1.83	0.43
18:9I:22:VAL:CG1	18:9I:42:ARG:HH12	2.23	0.43
26:1H:125:G:H5'	26:1H:125:G:H8	1.82	0.43
26:1H:540:G:H2'	26:1H:541:C:H6	1.82	0.43
26:1H:989:G:OP1	26:1H:1157:G:O2'	2.29	0.43
26:1H:1153:C:C4	26:1H:1154:G:C5	3.06	0.43
26:1H:1174:A:C1'	26:1H:1178:C:H41	2.29	0.43
26:1H:1364:G:C8	52:J8:2:SER:N	2.86	0.43
26:1H:1526:G:H2'	26:1H:1527:G:O4'	2.18	0.43
26:1H:1710:C:N4	26:1H:1748:G:H1	2.16	0.43
26:1H:1799:G:H5'	26:1H:1819:A:H61	1.83	0.43
26:1H:1830:C:H42	26:1H:1975:G:H1	1.66	0.43
26:1H:1922:G:O2'	26:1H:1923:U:H5'	2.17	0.43
26:1H:2341:G:H2'	26:1H:2342:C:C6	2.54	0.43
26:1H:2525:G:H1	26:1H:2538:C:H42	1.67	0.43
26:1H:2634:G:H8	26:1H:2634:G:H5''	1.83	0.43
28:71:7:TYR:HA	28:71:10:LEU:HB2	2.00	0.43
29:11:70:TRP:CH2	29:11:150:LYS:HA	2.54	0.43
29:11:146:GLU:HB2	29:11:189:CYS:HB3	2.00	0.43
30:21:51:PHE:CD2	30:21:52:LEU:HB2	2.53	0.43
32:41:6:ALA:HB3	32:41:104:GLU:OE2	2.18	0.43
35:61:75:LEU:HD21	35:61:105:HIS:CG	2.53	0.43
37:48:95:LYS:HD2	37:48:98:ARG:HG3	2.01	0.43
34:28:28:LYS:HZ2	34:28:29:GLU:HG3	1.83	0.43
40:78:61:ARG:CB	40:78:61:ARG:HH11	2.32	0.43
43:A8:101:LEU:HD12	43:A8:101:LEU:O	2.17	0.43
1:1G:619:U:N3	4:32:134:ASP:OD1	2.47	0.43
1:1G:718:G:O6	18:9A:74:ARG:NH1	2.51	0.43
1:1G:1027:C:H1'	1:1G:1035:A:H61	1.83	0.43
1:1G:1077:G:N1	1:1G:1081:G:C6	2.86	0.43
1:1G:1188:A:H2'	1:1G:1189:C:O4'	2.17	0.43
1:1G:1245:A:H2'	1:1G:1246:C:C6	2.52	0.43
1:1G:1368:G:H5''	9:82:112:LYS:HB3	1.99	0.43
7:62:113:GLU:OE1	7:62:122:HIS:ND1	2.51	0.43

Continued on next page...

Continued from previous page...

Atom-1	Atom-2	Interatomic distance (Å)	Clash overlap (Å)
13:4A:68:GLY:HA2	13:4A:71:ARG:NE	2.32	0.43
17:8A:45:HIS:CD2	17:8A:47:PRO:HD3	2.53	0.43
19:AA:61:TYR:HE2	19:AA:63:THR:HG23	1.81	0.43
20:BA:49:ALA:HB2	20:BA:92:LEU:HD22	2.00	0.43
23:2L:41:C:O2'	23:2L:42:C:H5'	2.17	0.43
26:14:297:C:N4	26:14:298:G:C6	2.86	0.43
26:14:968:G:H2'	26:14:969:U:C6	2.53	0.43
26:14:1021:A:C2	26:14:1023:U:C2	3.06	0.43
26:14:1187:G:H5''	46:95:81:TYR:HE1	1.79	0.43
26:14:1341:U:OP1	26:14:1397:U:N3	2.50	0.43
26:14:1388:G:H4'	26:14:1525:G:O2'	2.18	0.43
26:14:1582:C:O2'	26:14:1586:A:H8	2.00	0.43
26:14:2295:C:OP1	43:65:10:ARG:NH1	2.48	0.43
26:14:2295:C:N4	43:65:13:ARG:HH22	2.16	0.43
26:14:2815:C:H5'	56:J5:29:THR:HG21	2.00	0.43
32:49:28:VAL:O	32:49:31:VAL:HB	2.19	0.43
33:59:26:VAL:HG13	33:59:27:LYS:N	2.34	0.43
35:69:48:GLU:HG3	35:69:49:ALA:N	2.34	0.43
45:85:72:HIS:ND1	45:85:72:HIS:N	2.67	0.43
50:D5:191:VAL:O	50:D5:194:PRO:HD2	2.18	0.43
1:13:177:C:P	20:BI:65:LYS:HZ3	2.38	0.43
1:13:373:A:N3	1:13:374:A:C8	2.86	0.43
1:13:1053:G:O5'	1:13:1054:C:H3'	2.18	0.43
1:13:1176:A:N6	1:13:1177:G:C6	2.86	0.43
1:13:1434:A:H2'	1:13:1435:G:O4'	2.18	0.43
1:13:1469:G:H2'	1:13:1470:G:H8	1.82	0.43
2:1E:163:PHE:HA	2:1E:185:ILE:O	2.17	0.43
2:1E:223:ILE:H	2:1E:223:ILE:HG12	1.44	0.43
5:4E:80:ILE:HG23	5:4E:91:LEU:HD23	2.00	0.43
6:5E:35:ALA:HA	6:5E:67:MET:HB3	2.00	0.43
12:3I:66:VAL:HG22	12:3I:67:THR:H	1.84	0.43
13:4I:66:LEU:HD23	13:4I:66:LEU:HA	1.56	0.43
24:3K:18:G:H4'	24:3K:19:G:OP1	2.17	0.43
26:1H:302:C:H2'	26:1H:303:U:C6	2.54	0.43
26:1H:900:A:N3	26:1H:900:A:H2'	2.32	0.43
26:1H:984:A:OP1	63:1H:3976:HOH:O	2.21	0.43
26:1H:1093:G:H5''	26:1H:1094:U:OP2	2.19	0.43
26:1H:1207:C:H2'	26:1H:1208:C:H6	1.83	0.43
26:1H:1253:A:N6	63:1H:4035:HOH:O	2.28	0.43
26:1H:1429:G:H2'	26:1H:1430:C:H6	1.80	0.43
26:1H:2006:C:O5'	26:1H:2006:C:H6	2.02	0.43

Continued on next page...

Continued from previous page...

Atom-1	Atom-2	Interatomic distance (Å)	Clash overlap (Å)
26:1H:2212:A:H1'	26:1H:2215:G:C4	2.53	0.43
26:1H:2309:A:C6	26:1H:2310:A:N7	2.86	0.43
27:16:91:C:H5''	50:H8:79:ARG:NH2	2.33	0.43
35:61:81:VAL:HG23	35:61:143:SER:O	2.19	0.43
39:68:29:ASN:OD1	39:68:29:ASN:N	2.51	0.43
40:78:90:ARG:HG2	40:78:91:PHE:HD1	1.82	0.43
41:88:38:GLU:CD	41:88:128:LYS:HD2	2.38	0.43
48:F8:34:ALA:HA	48:F8:38:GLU:OE1	2.18	0.43
48:F8:70:LEU:HD13	48:F8:70:LEU:HA	1.87	0.43
56:N8:40:LYS:HZ3	56:N8:47:PRO:HB2	1.83	0.43
1:1G:12:U:O2'	1:1G:526:C:H4'	2.18	0.43
1:1G:198:G:H2'	1:1G:199:G:C8	2.53	0.43
1:1G:236:G:H2'	1:1G:237:C:O4'	2.18	0.43
1:1G:259:G:H2'	1:1G:260:G:O4'	2.19	0.43
2:12:36:ARG:H	2:12:41:ILE:HD13	1.84	0.43
5:42:47:LYS:HE2	5:42:47:LYS:HB2	1.65	0.43
8:72:21:LYS:O	8:72:63:LEU:HD23	2.18	0.43
8:72:44:PHE:CD1	8:72:80:ILE:HG13	2.52	0.43
8:72:72:PRO:O	8:72:73:ASP:HB3	2.18	0.43
12:3A:6:THR:H	12:3A:6:THR:HG23	1.53	0.43
12:3A:69:TYR:CG	12:3A:90:VAL:HG21	2.53	0.43
13:4A:92:HIS:HE2	13:4A:98:VAL:HG21	1.84	0.43
20:BA:24:LEU:HD13	20:BA:24:LEU:HA	1.59	0.43
20:BA:39:LYS:HB3	20:BA:39:LYS:HE2	1.83	0.43
22:1L:61:U:H5'	22:1L:62:C:H5	1.81	0.43
24:3L:57:C:H1'	26:14:2169:A:C8	2.54	0.43
26:14:76:C:O3'	53:G5:59:ARG:HG3	2.18	0.43
26:14:921:G:C5	26:14:922:U:C4	3.07	0.43
26:14:959:A:C6	26:14:960:A:N1	2.87	0.43
26:14:1005:C:C2	26:14:1143:A:C5	3.06	0.43
26:14:1420:U:O2'	26:14:1421:G:OP1	2.36	0.43
26:14:2612:C:OP2	63:14:3903:HOH:O	2.21	0.43
26:14:2656:U:H3	26:14:2665:A:H2	1.67	0.43
26:14:2695:C:H2'	26:14:2696:U:H6	1.84	0.43
26:14:2864:G:OP1	44:75:119:LYS:HD3	2.18	0.43
28:79:57:ASN:ND2	28:79:59:ARG:HD2	2.33	0.43
29:19:206:LEU:HD23	29:19:206:LEU:HA	1.69	0.43
30:29:27:LEU:HA	30:29:180:ASN:O	2.18	0.43
30:29:49:LEU:O	30:29:78:LEU:HA	2.18	0.43
30:29:182:LEU:O	30:29:183:LEU:HD12	2.19	0.43
31:39:82:ILE:H	31:39:82:ILE:HG13	1.26	0.43

Continued on next page...

Continued from previous page...

Atom-1	Atom-2	Interatomic distance (Å)	Clash overlap (Å)
32:49:6:ALA:O	32:49:9:ARG:N	2.51	0.43
32:49:112:PRO:HA	32:49:117:PHE:CD2	2.54	0.43
33:59:11:VAL:HB	33:59:13:LYS:CG	2.48	0.43
40:35:29:LYS:CG	40:35:30:THR:N	2.81	0.43
40:35:57:THR:HB	40:35:60:MET:HB2	1.99	0.43
41:45:35:VAL:HA	41:45:101:ARG:O	2.18	0.43
43:65:10:ARG:O	43:65:14:VAL:HG23	2.18	0.43
48:B5:5:TYR:CE2	53:G5:30:ARG:HB2	2.53	0.43
49:C5:82:PRO:HB2	49:C5:83:THR:O	2.18	0.43
1:13:192:U:H1'	20:BI:103:GLY:O	2.19	0.43
1:13:232:G:C5	1:13:233:C:C5	3.06	0.43
1:13:255:G:H1'	17:8I:16:GLN:OE1	2.19	0.43
1:13:868:C:H2'	1:13:869:G:O4'	2.18	0.43
1:13:1011:G:H2'	1:13:1012:U:O4'	2.18	0.43
7:6E:16:LEU:HD13	9:8E:44:VAL:HG22	2.00	0.43
12:3I:85:ILE:HG23	12:3I:98:TYR:HB3	1.99	0.43
18:9I:38:GLU:HA	18:9I:41:LYS:HE3	2.00	0.43
26:1H:402:A:N6	26:1H:403:U:O4	2.51	0.43
26:1H:556:G:H2'	26:1H:557:U:C6	2.53	0.43
26:1H:592:G:H21	59:Q8:4:MET:CE	2.20	0.43
26:1H:1142(A):A:O2'	26:1H:1143:A:H5''	2.18	0.43
26:1H:1203:G:OP2	26:1H:1204:A:H2'	2.18	0.43
26:1H:1304:C:O2'	26:1H:1305:C:H5'	2.19	0.43
26:1H:1359:A:N6	26:1H:1372:U:H3	2.16	0.43
26:1H:1373:A:H2'	26:1H:1374:G:O4'	2.19	0.43
26:1H:1387:C:O2	26:1H:1388:G:C8	2.71	0.43
26:1H:1435:G:O5'	26:1H:1435:G:H8	2.01	0.43
26:1H:1532:C:O2	26:1H:1540:G:N2	2.52	0.43
26:1H:1588:C:H2'	26:1H:1589:C:H6	1.84	0.43
26:1H:1639:U:H5''	63:1H:4014:HOH:O	2.18	0.43
26:1H:2001:A:H2'	26:1H:2002:G:O4'	2.18	0.43
26:1H:2450:A:C2	26:1H:2451:A:C4	3.06	0.43
26:1H:2462:U:H1'	26:1H:2491:U:O4	2.18	0.43
26:1H:2505:G:O6	26:1H:2576:G:H2'	2.19	0.43
29:11:232:PRO:HB2	29:11:247:ALA:HB3	1.99	0.43
30:21:78:LEU:O	30:21:79:ARG:HB2	2.19	0.43
32:41:45:GLU:H	32:41:45:GLU:HG2	1.48	0.43
36:38:32:LEU:HB2	36:38:33:PRO:HD3	1.99	0.43
37:48:27:LEU:HD12	37:48:34:ILE:HD13	1.99	0.43
49:G8:46:LYS:HG2	49:G8:60:PHE:CD2	2.53	0.43
50:H8:98:MET:HE3	50:H8:98:MET:HB2	1.85	0.43

Continued on next page...

Continued from previous page...

Atom-1	Atom-2	Interatomic distance (Å)	Clash overlap (Å)
50:H8:141:VAL:HG12	50:H8:143:GLY:H	1.83	0.43
51:I8:37:LEU:HD21	51:I8:61:ALA:N	2.32	0.43
54:L8:26:LEU:HD21	54:L8:46:ASN:HB3	1.99	0.43
1:1G:332:G:C2	1:1G:333:G:C8	3.06	0.43
1:1G:1130:A:H1'	1:1G:1146:A:C2	2.53	0.43
1:1G:1281:U:H3'	1:1G:1282:C:H5	1.79	0.43
2:12:16:HIS:HB3	2:12:210:SER:OG	2.18	0.43
2:12:32:ILE:HD12	2:12:41:ILE:O	2.18	0.43
2:12:118:LEU:O	2:12:122:PHE:N	2.51	0.43
3:22:85:ARG:HD2	3:22:85:ARG:H	1.83	0.43
4:32:101:LEU:HD23	4:32:121:VAL:CG1	2.48	0.43
6:52:21:LEU:O	6:52:24:GLU:HB2	2.18	0.43
8:72:11:THR:HG23	8:72:14:ARG:HH12	1.81	0.43
8:72:64:LYS:HG2	8:72:79:VAL:HG21	2.00	0.43
10:1A:30:SER:OG	10:1A:81:THR:HA	2.18	0.43
12:3A:27:LEU:HD21	12:3A:30:ALA:HB3	2.01	0.43
15:6A:76:GLU:OE2	15:6A:79:ARG:NH1	2.51	0.43
24:3L:49:C:H6	24:3L:50:G:OP1	2.00	0.43
26:14:10:G:N3	26:14:2801:A:H5'	2.33	0.43
26:14:1335:U:C2	26:14:1336:A:C8	3.06	0.43
26:14:1474:C:H5'	26:14:1475:G:OP2	2.18	0.43
26:14:2064:C:H2'	26:14:2065:C:C6	2.53	0.43
26:14:2820:A:O5'	42:55:4:LEU:HD23	2.18	0.43
26:14:2880:C:O2	42:55:93:GLY:N	2.45	0.43
28:79:46:LYS:HG2	28:79:169:GLY:O	2.18	0.43
33:59:93:GLY:C	33:59:94:TYR:HD1	2.21	0.43
41:45:43:THR:CB	41:45:45:GLN:HG2	2.47	0.43
43:65:34:HIS:CD2	43:65:54:LEU:HD21	2.53	0.43
43:65:103:GLU:O	43:65:106:ARG:HD3	2.19	0.43
49:C5:17:SER:O	49:C5:21:LYS:HB2	2.18	0.43
1:13:32:A:C2	1:13:33:A:C4	3.07	0.43
1:13:429:U:H1'	1:13:430:A:H5''	1.99	0.43
1:13:658:G:C6	1:13:659:U:C4	3.06	0.43
1:13:926:G:C6	1:13:1505:G:C5	3.07	0.43
1:13:1104:G:H4'	2:1E:111:ARG:NH1	2.34	0.43
1:13:1128:C:C5	1:13:1139:G:C2	3.07	0.43
3:2E:131:ARG:HH22	3:2E:135:LYS:NZ	2.17	0.43
12:3I:84:LEU:HB2	12:3I:105:TYR:HE2	1.83	0.43
17:8I:18:THR:OG1	17:8I:69:LYS:NZ	2.38	0.43
22:1K:15:G:N2	22:1K:49:C:H42	2.16	0.43
24:3K:68:G:C4	24:3K:69:G:C8	3.07	0.43

Continued on next page...

Continued from previous page...

Atom-1	Atom-2	Interatomic distance (Å)	Clash overlap (Å)
26:1H:141:A:H8	26:1H:1595:G:H21	1.62	0.43
26:1H:142:G:H2'	26:1H:143:C:H6	1.82	0.43
26:1H:155:C:H42	26:1H:171:G:H1	1.65	0.43
26:1H:817:C:H4'	26:1H:932:G:C5	2.54	0.43
26:1H:858:U:O2	26:1H:2268:A:H2'	2.19	0.43
26:1H:1070:A:C8	26:1H:1096:A:H2'	2.52	0.43
26:1H:1239:G:H2'	26:1H:1240:U:O4'	2.18	0.43
26:1H:1404:C:O2'	26:1H:1405:U:H5'	2.18	0.43
26:1H:1778:U:P	63:1H:4301:HOH:O	2.76	0.43
26:1H:2065:C:H2'	26:1H:2066:C:H6	1.84	0.43
26:1H:2136:C:P	26:1H:2160:G:H4'	2.59	0.43
26:1H:2441:C:H1'	63:1H:4259:HOH:O	2.18	0.43
26:1H:2488:A:H2'	26:1H:2489:G:O4'	2.18	0.43
26:1H:2852:G:H2'	26:1H:2853:C:O4'	2.19	0.43
27:16:18:G:H1	27:16:65:C:H42	1.65	0.43
28:71:211:SER:HB2	28:71:223:ARG:NH2	2.33	0.43
31:31:129:PHE:HA	31:31:142:TRP:NE1	2.34	0.43
44:B8:57:PHE:CE1	44:B8:79:HIS:HB2	2.53	0.43
44:B8:107:ASP:OD1	44:B8:109:GLU:HB2	2.18	0.43
1:1G:376:G:O3'	16:7A:5:ARG:NH1	2.38	0.43
1:1G:500:G:H2'	1:1G:501:C:C6	2.53	0.43
1:1G:579:G:C6	1:1G:580:U:C4	3.07	0.43
1:1G:669:U:H2'	1:1G:670:G:C8	2.54	0.43
1:1G:676:A:H1'	11:2A:115:PRO:HB3	2.00	0.43
1:1G:690:G:H22	11:2A:55:LYS:HE2	1.83	0.43
1:1G:828:A:C2	1:1G:859:A:O4'	2.72	0.43
1:1G:1057:G:C6	1:1G:1204:A:C2	3.07	0.43
1:1G:1103:C:N3	1:1G:1104:G:C8	2.85	0.43
1:1G:1129:C:H1'	1:1G:1132:C:N4	2.32	0.43
1:1G:1181:G:C2	1:1G:1182:G:H1'	2.54	0.43
1:1G:1378:C:H3'	1:1G:1379:G:C5'	2.47	0.43
2:12:114:ARG:HA	2:12:117:GLU:HG3	2.00	0.43
2:12:217:ARG:HA	2:12:220:ASP:HB2	1.99	0.43
3:22:148:GLY:HA3	3:22:172:ARG:O	2.18	0.43
4:32:120:LEU:HD13	4:32:120:LEU:HA	1.47	0.43
7:62:15:ASP:HB3	7:62:20:ASP:H	1.82	0.43
13:4A:106:ASN:OD1	13:4A:106:ASN:N	2.50	0.43
14:5A:27:CYS:O	14:5A:29:ARG:HG2	2.17	0.43
17:8A:17:LYS:HG2	17:8A:47:PRO:HA	2.01	0.43
17:8A:63:ARG:HG2	17:8A:64:PRO:N	2.33	0.43
26:14:182:A:H2'	26:14:183:C:O4'	2.18	0.43

Continued on next page...

Continued from previous page...

Atom-1	Atom-2	Interatomic distance (Å)	Clash overlap (Å)
26:14:792:G:N3	26:14:2072:G:O2'	2.44	0.43
26:14:1036:G:H8	26:14:1036:G:O5'	2.02	0.43
26:14:1048:A:N6	33:59:2:SER:HB2	2.33	0.43
26:14:1160:G:H2'	26:14:1160:G:N3	2.34	0.43
26:14:1728:G:N1	26:14:1730:U:OP2	2.51	0.43
26:14:2321:G:N3	26:14:2321:G:H2'	2.33	0.43
26:14:2818:G:OP2	42:55:42:LYS:NZ	2.52	0.43
26:14:2846:G:H2'	26:14:2847:U:O4'	2.19	0.43
28:79:10:LEU:HD12	28:79:32:LEU:HD23	1.99	0.43
28:79:11:LEU:HD12	28:79:220:PRO:HB2	2.00	0.43
33:59:93:GLY:HA2	33:59:95:ARG:HH22	1.84	0.43
39:25:13:ASN:O	39:25:15:GLY:N	2.51	0.43
40:35:111:ARG:HB3	40:35:128:HIS:CG	2.53	0.43
47:A5:39:THR:HG22	47:A5:44:ALA:HB2	2.00	0.43
50:D5:62:PRO:O	50:D5:63:ASP:HB3	2.19	0.43
53:G5:23:LYS:HA	53:G5:26:ARG:HH12	1.83	0.43
54:H5:30:ARG:HG2	54:H5:33:GLN:HB3	2.01	0.43
1:13:181:G:N2	1:13:195:A:C4	2.87	0.43
1:13:198:G:C2	1:13:199:G:C8	3.06	0.43
4:3E:173:TRP:HB2	4:3E:187:ARG:HG3	2.00	0.43
4:3E:202:LEU:HD23	4:3E:202:LEU:HA	1.78	0.43
9:8E:127:LYS:O	9:8E:127:LYS:HG2	2.18	0.43
13:4I:14:ARG:HB3	13:4I:17:VAL:HG12	1.99	0.43
16:7I:20:VAL:CG1	16:7I:22:THR:HB	2.48	0.43
26:1H:205:G:P	63:1H:3986:HOH:O	2.77	0.43
26:1H:848:G:H2'	26:1H:849:A:H8	1.81	0.43
26:1H:1394:U:H4'	26:1H:1603:A:H4'	2.00	0.43
26:1H:1526:G:C6	26:1H:1527:G:C2	3.06	0.43
26:1H:2285:C:N4	57:O8:27:LYS:HE2	2.33	0.43
26:1H:2290:G:H2'	26:1H:2291:U:O4'	2.19	0.43
26:1H:2317:C:H2'	26:1H:2318:G:O4'	2.18	0.43
26:1H:2740:A:H2'	26:1H:2741:A:C8	2.53	0.43
27:16:3:C:H2'	27:16:4:C:C6	2.53	0.43
27:16:29:A:H2'	27:16:30:C:C6	2.53	0.43
29:11:132:PRO:HD3	29:11:190:TYR:CZ	2.54	0.43
30:21:2:LYS:HE3	30:21:200:GLU:OE1	2.19	0.43
30:21:197:ILE:HD11	30:21:199:ARG:NE	2.34	0.43
33:51:23:ARG:HD2	33:51:25:LYS:HZ1	1.83	0.43
33:51:54:ARG:HG3	33:51:56:SER:O	2.18	0.43
35:61:129:THR:HG22	35:61:137:PRO:HB3	1.99	0.43
36:38:102:LYS:HA	36:38:102:LYS:HD2	1.66	0.43

Continued on next page...

Continued from previous page...

Atom-1	Atom-2	Interatomic distance (Å)	Clash overlap (Å)
37:48:52:ILE:HG13	37:48:76:TYR:HB2	2.00	0.43
38:58:103:VAL:O	38:58:106:MET:N	2.40	0.43
44:B8:58:ASN:C	44:B8:58:ASN:HD22	2.22	0.43
50:H8:5:LEU:HD21	50:H8:43:GLU:HB3	1.99	0.43
51:I8:49:LYS:O	51:I8:50:ASN:HB2	2.19	0.43
52:J8:58:ILE:HG13	52:J8:87:PRO:HD3	2.01	0.43
54:L8:10:LYS:HB3	54:L8:53:LEU:HD23	2.01	0.43
1:1G:6:G:O2'	1:1G:7:G:O5'	2.31	0.43
1:1G:147:G:H21	1:1G:148:G:H1'	1.83	0.43
1:1G:254:G:OP1	17:8A:67:LYS:O	2.36	0.43
1:1G:862:C:O2'	1:1G:874:G:H5''	2.18	0.43
1:1G:1071:C:H2'	1:1G:1072:G:H8	1.84	0.43
1:1G:1113:C:H2'	1:1G:1114:C:H6	1.82	0.43
1:1G:1228:C:H4'	13:4A:116:THR:HA	2.00	0.43
5:42:102:ALA:HB2	5:42:120:THR:OG1	2.18	0.43
22:1L:6:C:N4	22:1L:68:G:H1	2.12	0.43
24:3L:9:A:C2	24:3L:47:G:C2	3.07	0.43
26:14:61:G:H5'	53:G5:50:ILE:HD13	2.01	0.43
26:14:724:U:H2'	26:14:725:G:O4'	2.18	0.43
26:14:780:G:C2	26:14:782:A:C2	3.06	0.43
26:14:1011:G:N3	26:14:1151:G:C2	2.86	0.43
26:14:1041:C:H2'	26:14:1042:G:C8	2.54	0.43
26:14:1131:G:C2	26:14:1132:A:C5	3.07	0.43
26:14:1152:C:H4'	45:85:77:SER:HA	2.00	0.43
26:14:1169:G:H8	26:14:1169:G:O5'	2.02	0.43
26:14:1239:G:H2'	26:14:1240:U:O4'	2.19	0.43
26:14:1636:C:H2'	26:14:1637:A:C8	2.53	0.43
26:14:2037:G:H2'	26:14:2038:G:H8	1.80	0.43
26:14:2365:G:H4'	51:E5:60:PHE:CZ	2.53	0.43
26:14:2655:G:N2	26:14:2665:A:OP2	2.50	0.43
33:59:6:ARG:HH21	33:59:54:ARG:CZ	2.31	0.43
35:69:8:PRO:HB3	35:69:15:VAL:HG22	1.99	0.43
35:69:123:LEU:HA	35:69:142:VAL:CG2	2.48	0.43
35:69:131:LYS:HA	35:69:135:GLU:HG2	1.99	0.43
41:45:57:HIS:ND1	41:45:117:ALA:HB2	2.33	0.43
46:95:40:LEU:HA	46:95:46:VAL:O	2.19	0.43
47:A5:79:GLY:HA3	47:A5:100:THR:HG22	2.00	0.43
48:B5:57:LEU:CD2	48:B5:78:LYS:HB3	2.48	0.43
50:D5:17:ALA:O	50:D5:20:ARG:HB2	2.18	0.43
50:D5:98:MET:HE3	50:D5:98:MET:HB2	1.82	0.43
50:D5:126:VAL:HG12	50:D5:163:LEU:HA	2.00	0.43

Continued on next page...

Continued from previous page...

Atom-1	Atom-2	Interatomic distance (Å)	Clash overlap (Å)
1:13:57:G:H2'	1:13:58:C:H6	1.82	0.43
1:13:209:U:O2'	1:13:216:G:C2	2.72	0.43
1:13:758:G:O6	63:13:1959:HOH:O	2.18	0.43
1:13:1443:G:N7	44:B8:118:ARG:HG3	2.34	0.43
2:1E:70:PHE:HB2	2:1E:92:TYR:CB	2.49	0.43
2:1E:112:VAL:HG22	2:1E:153:ARG:HA	2.01	0.43
4:3E:65:ARG:HD2	4:3E:70:ILE:O	2.18	0.43
8:7E:87:SER:OG	8:7E:93:VAL:N	2.44	0.43
24:3K:73:C:C3'	24:3K:74:A:H5''	2.49	0.43
26:1H:286:C:H2'	26:1H:287:C:C6	2.54	0.43
26:1H:300:A:N3	26:1H:319:C:H1'	2.34	0.43
26:1H:492:A:H2'	26:1H:493:G:O4'	2.19	0.43
26:1H:725:G:C6	26:1H:726:G:N1	2.87	0.43
26:1H:868:U:C4	26:1H:869:G:N7	2.86	0.43
26:1H:932:G:H4'	26:1H:933:A:O5'	2.19	0.43
26:1H:1283:G:OP2	63:1H:3977:HOH:O	2.21	0.43
26:1H:1323:U:H2'	26:1H:1324:G:H5'	2.00	0.43
26:1H:1553:A:HO2'	26:1H:1554:A:H8	1.64	0.43
26:1H:2228:G:OP2	29:11:263:ARG:NH2	2.51	0.43
26:1H:2439:A:H4'	26:1H:2440:C:O5'	2.19	0.43
26:1H:2636:U:H2'	26:1H:2637:U:H6	1.83	0.43
28:71:32:LEU:HB3	28:71:220:PRO:HD2	2.01	0.43
29:11:154:LYS:C	29:11:155:LEU:HD12	2.38	0.43
32:41:44:GLY:C	32:41:46:ALA:H	2.22	0.43
32:41:52:ILE:HD13	32:41:52:ILE:HA	1.77	0.43
36:38:117:LEU:HD22	34:28:24:ILE:HD11	2.01	0.43
41:88:17:LEU:HB3	41:88:39:PRO:HB2	2.01	0.43
54:L8:7:LYS:HD2	54:L8:34:GLU:OE2	2.19	0.43
1:1G:434:U:H2'	1:1G:435:C:C6	2.54	0.43
1:1G:519:C:H2'	1:1G:520:A:O4'	2.18	0.43
1:1G:529:G:HO2'	1:1G:533:A:N6	2.17	0.43
1:1G:994:A:H2'	1:1G:994:A:N3	2.33	0.43
1:1G:1328:C:O2'	13:4A:29:ARG:NE	2.44	0.43
1:1G:1466:C:H2'	1:1G:1467:G:O4'	2.19	0.43
3:22:152:ILE:HG12	3:22:167:TRP:HB2	2.01	0.43
12:3A:82:VAL:N	12:3A:106:ASP:OD2	2.48	0.43
20:BA:26:ASN:O	20:BA:30:LYS:HB2	2.19	0.43
22:1L:65:C:H2'	22:1L:66:C:H6	1.84	0.43
26:14:92:G:H2'	26:14:93:C:C6	2.54	0.43
26:14:574:C:P	63:14:3792:HOH:O	2.72	0.43
26:14:842:G:N2	26:14:937:U:O2	2.51	0.43

Continued on next page...

Continued from previous page...

Atom-1	Atom-2	Interatomic distance (Å)	Clash overlap (Å)
26:14:1259:G:H2'	26:14:1260:G:C8	2.54	0.43
26:14:1913:A:H4'	26:14:1914:C:H5''	2.00	0.43
26:14:2115:G:H1'	26:14:2171:A:H61	1.84	0.43
26:14:2124:G:N2	26:14:2175:C:O2	2.52	0.43
26:14:2567:G:H2'	26:14:2568:C:C6	2.54	0.43
26:14:2582:G:H3'	63:14:3727:HOH:O	2.18	0.43
26:14:2632:A:O2'	26:14:2811:G:O2'	2.32	0.43
26:14:2709:G:H1'	63:14:4700:HOH:O	2.17	0.43
26:14:2791:C:OP1	26:14:2893:G:N2	2.49	0.43
1:13:255:G:C5	1:13:256:U:C5	3.07	0.43
1:13:328:C:H4'	1:13:329:A:C5'	2.49	0.43
1:13:737:A:O2'	1:13:738:C:H5'	2.18	0.43
2:1E:20:GLU:HG3	2:1E:191:ASP:N	2.33	0.43
19:AI:5:LEU:CB	19:AI:10:PHE:HE1	2.31	0.43
23:2K:10:G:N2	23:2K:27:G:H1'	2.33	0.43
26:1H:828:U:H4'	26:1H:831:G:N1	2.34	0.43
26:1H:880:G:C2	26:1H:881:G:C8	3.07	0.43
26:1H:1014:U:H2'	26:1H:1015:G:C8	2.54	0.43
26:1H:1021:A:H8	26:1H:1022:G:H5''	1.83	0.43
26:1H:1257:C:O2'	31:31:83:PHE:HA	2.18	0.43
26:1H:1516:U:H2'	26:1H:1517:G:H8	1.84	0.43
26:1H:1639:U:OP1	63:1H:3968:HOH:O	2.20	0.43
26:1H:2356:C:H2'	26:1H:2357:U:O4'	2.19	0.43
26:1H:2479:G:O5'	26:1H:2479:G:H8	2.02	0.43
26:1H:2577:A:OP2	56:N8:2:ALA:N	2.52	0.43
26:1H:2854:G:H2'	26:1H:2855:C:C6	2.54	0.43
29:11:182:LEU:O	29:11:271:ILE:HG12	2.19	0.43
32:41:51:ARG:HB2	32:41:51:ARG:NH1	2.34	0.43
36:38:16:ASN:H	36:38:19:ARG:CB	2.31	0.43
37:48:51:ALA:HB3	37:48:76:TYR:CD1	2.50	0.43
41:88:118:LEU:HA	41:88:118:LEU:HD23	1.76	0.43
44:B8:16:ARG:HB2	44:B8:18:ASP:OD1	2.19	0.43
44:B8:87:ASP:OD1	44:B8:87:ASP:N	2.50	0.43
46:D8:37:VAL:HB	46:D8:51:VAL:HG23	2.01	0.43
52:J8:15:ALA:O	52:J8:40:ARG:HG3	2.19	0.43
1:1G:15:G:H8	1:1G:1396:A:HO2'	1.67	0.43
1:1G:109:A:N7	1:1G:326:G:H2'	2.33	0.43
1:1G:448:A:H2'	1:1G:449:C:O2	2.18	0.43
1:1G:574:A:H5''	1:1G:575:G:OP2	2.18	0.43
3:22:18:TRP:HE1	14:5A:56:VAL:H	1.65	0.43
4:32:25:ARG:NH2	4:32:30:LYS:HB2	2.34	0.43

Continued on next page...

Continued from previous page...

Atom-1	Atom-2	Interatomic distance (Å)	Clash overlap (Å)
5:42:80:ILE:HG22	8:72:104:ARG:NH1	2.34	0.43
8:72:54:ASP:HB2	8:72:56:LYS:HD3	2.01	0.43
8:72:86:ILE:HD11	8:72:136:GLU:HG2	2.00	0.43
9:82:112:LYS:HD3	9:82:113:LYS:N	2.33	0.43
10:1A:40:LEU:HB3	10:1A:69:ASN:HB3	2.01	0.43
20:BA:89:ARG:HE	20:BA:104:LEU:HD23	1.83	0.43
22:1L:6:C:O2'	22:1L:7:G:OP2	2.28	0.43
26:14:53:A:OP2	63:14:3898:HOH:O	2.21	0.43
26:14:108:U:H2'	26:14:109:G:H8	1.83	0.43
26:14:1248:G:OP1	45:85:2:PRO:HD2	2.19	0.43
26:14:1818:U:O4	29:19:154:LYS:HD3	2.19	0.43
26:14:2146:C:H4'	26:14:2147:G:C8	2.54	0.43
27:1J:30:C:H2'	27:1J:31:C:H5'	2.01	0.43
32:49:99:MET:O	32:49:103:LEU:HG	2.17	0.43
33:59:94:TYR:CZ	33:59:160:LYS:HD2	2.54	0.43
38:15:62:VAL:CG2	38:15:66:LYS:HD2	2.47	0.43
38:15:111:PRO:HA	38:15:114:ARG:CZ	2.49	0.43
39:25:119:PRO:HB2	44:75:68:TYR:CZ	2.54	0.43
48:B5:9:LEU:CA	53:G5:36:ARG:HH21	2.28	0.43
1:13:245:C:C2	1:13:284:G:C2	3.07	0.43
1:13:302:G:C6	1:13:303:A:C5	3.07	0.43
1:13:413:G:H21	1:13:428:G:H1'	1.84	0.43
1:13:452:A:H1'	16:7I:72:ARG:NH1	2.33	0.43
1:13:745:C:H2'	1:13:746:A:C8	2.54	0.43
1:13:1028(A):C:N4	1:13:1032(A):G:H1	2.17	0.43
8:7E:8:ASP:OD1	8:7E:12:ARG:HD2	2.17	0.43
10:1I:5:ARG:HH21	10:1I:99:LYS:HD2	1.84	0.43
12:3I:123:LYS:H	12:3I:123:LYS:HG2	1.58	0.43
13:4I:60:VAL:HG13	13:4I:64:TRP:HE1	1.84	0.43
17:8I:10:VAL:HG13	17:8I:19:VAL:HB	2.01	0.43
23:2K:62:C:H2'	23:2K:63:C:C6	2.49	0.43
26:1H:996:A:O3'	45:C8:92:ARG:HG2	2.18	0.43
26:1H:1026:U:O2	26:1H:1027:A:H3'	2.19	0.43
26:1H:2070:G:C2	26:1H:2442:C:C2	3.07	0.43
26:1H:2471:C:O2	26:1H:2479:G:N2	2.41	0.43
26:1H:2695:C:H2'	26:1H:2696:U:H6	1.84	0.43
30:21:67:PHE:O	30:21:69:LYS:N	2.49	0.43
36:38:9:LEU:HD13	36:38:10:LEU:HD13	2.01	0.43
37:48:143:GLU:O	37:48:145:LYS:N	2.52	0.43
42:98:60:LEU:O	42:98:64:ARG:HG3	2.19	0.43
42:98:96:ARG:HH22	42:98:117:VAL:HG23	1.84	0.43

Continued on next page...

Continued from previous page...

Atom-1	Atom-2	Interatomic distance (Å)	Clash overlap (Å)
44:B8:90:GLN:HG3	44:B8:91:ARG:N	2.33	0.43
44:B8:97:ALA:HB1	44:B8:98:LYS:HZ1	1.84	0.43
50:H8:59:LEU:HD12	50:H8:60:GLU:N	2.34	0.43
51:I8:41:ARG:NE	51:I8:41:ARG:HA	2.33	0.43
53:K8:18:PRO:HA	53:K8:21:LEU:HD12	2.01	0.43
56:N8:49:CYS:SG	56:N8:49:CYS:O	2.76	0.43
1:1G:45:U:H2'	1:1G:46:G:H8	1.84	0.43
1:1G:238:G:C6	1:1G:239:U:C4	3.07	0.43
1:1G:630:G:O2'	1:1G:631:G:H5'	2.19	0.43
1:1G:758:G:H5'	1:1G:880:C:H1'	2.01	0.43
1:1G:958:A:H5''	1:1G:959:A:OP2	2.19	0.43
1:1G:991:U:O4	1:1G:1212:U:O2'	2.31	0.43
1:1G:1333:A:C8	1:1G:1334:G:C8	3.06	0.43
1:1G:1423:G:P	39:25:49:ARG:HH22	2.40	0.43
6:52:35:ALA:HB1	6:52:65:VAL:HG11	2.00	0.43
8:72:110:ALA:O	8:72:121:ASP:N	2.52	0.43
18:9A:37:VAL:HB	18:9A:79:LEU:HD21	2.01	0.43
22:1L:55:5MU:H71	22:1L:55:5MU:OP2	2.18	0.43
23:2L:17:C:H3'	23:2L:18:C:H2'	2.01	0.43
23:2L:24:C:C2	23:2L:25:U:C5	3.07	0.43
26:14:271(A):C:H1'	26:14:272:G:H1'	2.01	0.43
26:14:341:G:N1	26:14:342:G:C5	2.87	0.43
26:14:341:G:C6	26:14:342:G:C5	3.07	0.43
26:14:455:C:N3	26:14:472:A:H2'	2.34	0.43
26:14:1132:A:H2'	26:14:1133:U:C6	2.54	0.43
26:14:1182:A:H2'	26:14:1183:G:O4'	2.19	0.43
26:14:2267:A:H3'	63:14:3746:HOH:O	2.18	0.43
26:14:2335:A:C8	26:14:2337:G:N7	2.87	0.43
26:14:2853:C:H2'	26:14:2854:G:C8	2.54	0.43
27:1J:10:C:C4	27:1J:11:C:C5	3.07	0.43
27:1J:91:C:OP1	41:45:19:GLY:HA2	2.18	0.43
31:39:174:VAL:HG11	31:39:188:ARG:HH22	1.84	0.43
38:15:30:ILE:HG23	38:15:52:VAL:HG11	2.01	0.43
38:15:128:HIS:CD2	38:15:128:HIS:H	2.36	0.43
43:65:21:THR:HB	43:65:23:ARG:CG	2.46	0.43
46:95:33:VAL:HG13	46:95:35:LEU:HD22	2.01	0.43
49:C5:97:ARG:CZ	49:C5:106:LEU:HG	2.49	0.43
56:J5:46:CYS:SG	56:J5:48:GLU:HG2	2.58	0.43
1:13:25:C:H2'	1:13:26:A:C8	2.54	0.42
1:13:201:C:N4	1:13:209:U:H1'	2.33	0.42
1:13:540:G:H2'	1:13:541:G:O4'	2.19	0.42

Continued on next page...

Continued from previous page...

Atom-1	Atom-2	Interatomic distance (Å)	Clash overlap (Å)
1:13:1032(B):G:N3	1:13:1033:G:H1'	2.34	0.42
1:13:1097:C:O2'	1:13:1169:A:N3	2.43	0.42
2:1E:11:LEU:HD12	2:1E:11:LEU:HA	1.72	0.42
3:2E:23:TYR:HA	10:1I:11:PHE:CE2	2.54	0.42
6:5E:27:GLN:HA	6:5E:30:LEU:HD13	2.00	0.42
12:3I:5:PRO:HG2	12:3I:10:LEU:CD1	2.48	0.42
13:4I:18:ALA:HA	13:4I:21:TYR:HD2	1.84	0.42
20:BI:64:ASP:HA	20:BI:67:ALA:HB3	2.00	0.42
26:1H:191:A:H2'	26:1H:192:C:C6	2.54	0.42
26:1H:607:U:N3	26:1H:621:A:C2	2.76	0.42
26:1H:950:G:C5	26:1H:951:C:C4	3.07	0.42
26:1H:986:C:C2'	26:1H:987:G:H5'	2.49	0.42
26:1H:2212:A:H1'	26:1H:2215:G:C5	2.54	0.42
26:1H:2280:G:H2'	26:1H:2281:C:H5'	2.00	0.42
26:1H:2824:C:H2'	26:1H:2825:C:O4'	2.19	0.42
30:21:34:VAL:HG22	30:21:48:GLN:HB3	2.01	0.42
38:58:15:LEU:C	38:58:16:ILE:HG13	2.39	0.42
40:78:15:ARG:HH12	40:78:17:LYS:CD	2.30	0.42
48:F8:11:PRO:HG2	48:F8:13:LEU:HD21	2.01	0.42
50:H8:131:ARG:HE	50:H8:131:ARG:HB2	1.41	0.42
53:K8:8:LYS:HD2	53:K8:8:LYS:HA	1.86	0.42
1:1G:44:G:H2'	1:1G:45:U:O4'	2.18	0.42
1:1G:749:C:H2'	1:1G:750:G:H8	1.84	0.42
1:1G:1137:C:O2	1:1G:1138:G:N2	2.51	0.42
1:1G:1258:G:H2'	1:1G:1259:C:C6	2.54	0.42
11:2A:31:THR:HB	11:2A:42:TRP:HB3	2.01	0.42
19:AA:11:VAL:HG11	19:AA:16:LEU:HD22	1.99	0.42
20:BA:72:LEU:HD21	20:BA:80:ARG:HG3	2.00	0.42
23:2L:41:C:H2'	23:2L:42:C:C6	2.47	0.42
26:14:7:G:H4'	38:15:13:TRP:HH2	1.84	0.42
26:14:240:G:H1'	26:14:257:A:H61	1.83	0.42
26:14:990:A:N6	26:14:1186:G:H1'	2.34	0.42
26:14:1142(A):A:H4'	38:15:25:ARG:HH22	1.84	0.42
26:14:1482:U:H3	26:14:1512:G:H1	1.67	0.42
26:14:1802:A:N1	26:14:1822:G:H1'	2.34	0.42
26:14:2156:G:N7	26:14:2157:G:N2	2.67	0.42
26:14:2163:C:O2	26:14:2163:C:H2'	2.17	0.42
26:14:2165:G:H3'	26:14:2166:G:H5'	2.01	0.42
26:14:2432:A:H2'	26:14:2433:A:C8	2.54	0.42
26:14:2895:U:C5	26:14:2896:C:H5	2.37	0.42
29:19:183:ARG:HG2	29:19:184:LYS:O	2.19	0.42

Continued on next page...

Continued from previous page...

Atom-1	Atom-2	Interatomic distance (Å)	Clash overlap (Å)
30:29:117:MET:HA	30:29:122:PHE:N	2.34	0.42
32:49:82:LEU:HD22	32:49:82:LEU:HA	1.86	0.42
32:49:170:ARG:HA	32:49:170:ARG:HD2	1.89	0.42
50:D5:29:TYR:CE2	50:D5:87:ASP:HB2	2.53	0.42
50:D5:166:SER:O	50:D5:169:GLU:HB2	2.18	0.42
1:13:108:G:P	1:13:326:G:H22	2.42	0.42
1:13:265:G:H5'	17:8I:64:PRO:O	2.18	0.42
1:13:877:C:H5''	8:7E:88:LYS:HD3	2.01	0.42
1:13:994:A:N7	1:13:1216:G:H4'	2.33	0.42
1:13:1002:G:H2'	1:13:1003:G:O4'	2.19	0.42
1:13:1469:G:H2'	1:13:1470:G:C8	2.54	0.42
3:2E:111:LEU:HG	3:2E:144:SER:HB3	2.01	0.42
10:1I:58:ASP:O	10:1I:59:SER:C	2.56	0.42
12:3I:10:LEU:HB3	17:8I:32:TYR:CE2	2.54	0.42
13:4I:54:VAL:HG13	13:4I:57:ARG:NH2	2.34	0.42
14:5I:9:LYS:HE2	14:5I:9:LYS:HB2	1.67	0.42
17:8I:68:ARG:HG3	17:8I:68:ARG:O	2.19	0.42
26:1H:271:G:H1	26:1H:366:C:H42	1.66	0.42
26:1H:394:A:O2'	26:1H:395:U:H5'	2.19	0.42
26:1H:524:U:H2'	26:1H:525:U:C6	2.54	0.42
26:1H:591:C:N4	63:1H:4298:HOH:O	2.51	0.42
26:1H:635:C:O2'	26:1H:639:U:OP1	2.26	0.42
26:1H:654(O):G:C8	26:1H:654(P):G:N2	2.87	0.42
26:1H:957:A:OP1	41:88:77:LYS:HB2	2.18	0.42
26:1H:1153:C:N4	26:1H:1154:G:C6	2.87	0.42
26:1H:1359:A:N3	26:1H:1359:A:O4'	2.52	0.42
26:1H:1378:A:OP1	58:P8:10:ARG:NH2	2.52	0.42
26:1H:1396:U:O2	26:1H:1396:U:H2'	2.19	0.42
26:1H:1624:G:H2'	26:1H:1625:C:H6	1.84	0.42
26:1H:1753:G:C2	26:1H:1756:G:C2	3.07	0.42
26:1H:2028:U:H2'	26:1H:2029:G:O4'	2.19	0.42
26:1H:2886:G:O2'	56:N8:31:VAL:HG22	2.19	0.42
27:16:55:U:H2'	27:16:56:G:H8	1.84	0.42
31:31:108:LYS:HB3	31:31:108:LYS:HE2	1.67	0.42
31:31:126:VAL:O	31:31:196:LEU:HD22	2.19	0.42
32:41:96:ARG:O	32:41:97:ASP:HB2	2.19	0.42
38:58:115:ARG:O	38:58:118:LYS:HB2	2.18	0.42
40:78:15:ARG:HH11	40:78:15:ARG:CB	2.26	0.42
44:B8:52:ILE:HG12	44:B8:61:PHE:HB3	2.01	0.42
46:D8:82:ARG:N	46:D8:82:ARG:HD2	2.33	0.42
48:F8:57:LEU:N	48:F8:57:LEU:HD23	2.33	0.42

Continued on next page...

Continued from previous page...

Atom-1	Atom-2	Interatomic distance (Å)	Clash overlap (Å)
50:H8:132:ASN:OD1	50:H8:132:ASN:N	2.51	0.42
53:K8:16:LEU:O	53:K8:21:LEU:HG	2.19	0.42
55:M8:9:LEU:HD12	55:M8:27:THR:N	2.33	0.42
55:M8:16:CYS:C	55:M8:18:CYS:H	2.23	0.42
1:1G:447:G:O6	1:1G:485:G:C8	2.71	0.42
1:1G:458:C:H2'	1:1G:464:G:C8	2.55	0.42
1:1G:458:C:H2'	1:1G:464:G:H8	1.83	0.42
1:1G:521:G:O5'	12:3A:73:GLU:HG2	2.18	0.42
1:1G:591:U:OP2	8:72:30:ARG:HD3	2.18	0.42
1:1G:855:G:H5''	1:1G:871:U:O4	2.19	0.42
1:1G:1080:A:OP1	5:42:14:ARG:NH2	2.52	0.42
1:1G:1126:U:H4'	1:1G:1127:G:C5	2.54	0.42
1:1G:1288:A:C4	1:1G:1289:A:C8	3.07	0.42
1:1G:1306:A:C6	1:1G:1307:U:C2	3.07	0.42
1:1G:1385:G:C6	1:1G:1386:G:N7	2.87	0.42
5:42:42:GLY:HA2	5:42:65:ASN:O	2.19	0.42
6:52:16:GLN:H	6:52:16:GLN:HG2	1.56	0.42
6:52:72:VAL:HG13	6:52:73:ASN:H	1.85	0.42
14:5A:37:PHE:CZ	14:5A:53:LEU:HD13	2.55	0.42
24:3L:4:U:O2	24:3L:70:A:N1	2.52	0.42
26:14:13:A:N1	26:14:525:U:H2'	2.34	0.42
26:14:313:C:H5'	63:14:4753:HOH:O	2.18	0.42
26:14:389:G:H22	40:35:72:PRO:HD3	1.83	0.42
26:14:901:A:H2'	26:14:901:A:N3	2.34	0.42
26:14:1187:G:H8	26:14:1187:G:O5'	2.02	0.42
26:14:1188:U:C4'	46:95:79:VAL:HG22	2.49	0.42
26:14:1260:G:H2'	26:14:1261:C:H6	1.82	0.42
26:14:1652:A:OP1	42:55:8:ARG:NH1	2.52	0.42
26:14:2094:G:OP1	35:69:22:LYS:HD2	2.20	0.42
26:14:2131:G:N2	26:14:2157:G:H1'	2.34	0.42
26:14:2482:G:C2'	26:14:2483:C:H5'	2.49	0.42
26:14:2500:U:H5''	26:14:2501:C:OP2	2.19	0.42
32:49:16:ARG:N	32:49:17:PRO:HD2	2.34	0.42
38:15:67:LEU:HD12	38:15:67:LEU:HA	1.82	0.42
42:55:103:ARG:NH2	42:55:110:PRO:HD3	2.34	0.42
43:65:17:ARG:HD2	43:65:17:ARG:O	2.20	0.42
44:75:54:ARG:HG2	44:75:59:THR:HG21	2.01	0.42
45:85:106:PHE:O	45:85:109:LEU:N	2.49	0.42
48:B5:12:VAL:HG12	48:B5:29:TRP:CD2	2.54	0.42
1:13:99:C:H2'	1:13:101:A:C8	2.54	0.42
1:13:247:G:C6	1:13:278:G:C2	3.08	0.42

Continued on next page...

Continued from previous page...

Atom-1	Atom-2	Interatomic distance (Å)	Clash overlap (Å)
1:13:392:G:H5'	16:7I:12:LYS:HD2	2.01	0.42
1:13:475:G:H2'	1:13:476:G:O4'	2.20	0.42
5:4E:105:VAL:HB	5:4E:106:PRO:HD3	2.01	0.42
7:6E:71:PRO:HG3	7:6E:103:TRP:CZ3	2.55	0.42
8:7E:98:LYS:H	8:7E:98:LYS:HG3	1.54	0.42
8:7E:115:SER:C	8:7E:116:LYS:HE2	2.40	0.42
9:8E:48:GLU:N	9:8E:49:PRO:HD2	2.35	0.42
12:3I:9:GLN:O	12:3I:13:LYS:HG2	2.19	0.42
19:AI:5:LEU:HD13	19:AI:10:PHE:CE1	2.55	0.42
19:AI:10:PHE:CD1	19:AI:10:PHE:N	2.87	0.42
26:1H:26:G:C6	26:1H:27:G:N1	2.86	0.42
26:1H:289:A:C4	26:1H:353:G:N2	2.87	0.42
26:1H:971:C:H2'	26:1H:972:G:O4'	2.20	0.42
26:1H:1006:C:H1'	38:58:106:MET:CE	2.47	0.42
26:1H:1068:G:H4'	26:1H:1096:A:H2	1.83	0.42
26:1H:1221:C:C2	26:1H:1222:C:C5	3.07	0.42
26:1H:1280:G:N2	26:1H:1291:C:C2	2.87	0.42
26:1H:1638:C:O2	26:1H:2698:U:O2'	2.37	0.42
26:1H:1878:G:H2'	26:1H:1879:C:C6	2.54	0.42
26:1H:1914:C:H2'	26:1H:1915:U:O4'	2.19	0.42
26:1H:2048:G:C2	26:1H:2621:A:C2	3.08	0.42
26:1H:2094:G:H2'	26:1H:2095:C:O4'	2.18	0.42
26:1H:2335:A:C8	26:1H:2337:G:C5	3.08	0.42
26:1H:2712:U:O2'	26:1H:2713:A:H5'	2.20	0.42
27:16:66:A:C6	27:16:108:C:C6	3.08	0.42
27:16:71:C:N3	27:16:72:G:C8	2.87	0.42
30:21:80:GLU:H	30:21:80:GLU:HG3	1.65	0.42
30:21:128:SER:OG	30:21:129:HIS:N	2.52	0.42
31:31:114:VAL:HG21	31:31:202:PHE:CZ	2.55	0.42
36:38:42:GLN:HG3	36:38:42:GLN:O	2.19	0.42
36:38:91:LYS:NZ	36:38:94:VAL:HB	2.34	0.42
37:48:120:LEU:HD12	37:48:120:LEU:HA	1.77	0.42
42:98:116:LEU:H	42:98:116:LEU:HD12	1.84	0.42
44:B8:26:ASP:CB	44:B8:91:ARG:HA	2.49	0.42
49:G8:54:LYS:O	49:G8:55:TYR:CG	2.73	0.42
53:K8:52:ASP:N	53:K8:52:ASP:OD1	2.43	0.42
1:1G:1133:G:N2	1:1G:1141:C:C2	2.84	0.42
1:1G:1191:A:H8	1:1G:1191:A:O5'	2.01	0.42
3:22:29:TYR:HD2	14:5A:36:PHE:CZ	2.36	0.42
4:32:73:ARG:O	4:32:77:ASN:ND2	2.36	0.42
10:1A:78:ASN:HB2	10:1A:81:THR:HG23	2.01	0.42

Continued on next page...

Continued from previous page...

Atom-1	Atom-2	Interatomic distance (Å)	Clash overlap (Å)
22:1L:41:C:H2'	22:1L:42:G:C8	2.54	0.42
24:3L:1:G:H22	24:3L:73:C:H42	1.68	0.42
26:14:107:C:H2'	26:14:108:U:H6	1.84	0.42
26:14:581:C:C2	26:14:582:G:C8	3.07	0.42
26:14:975:G:C4	26:14:976:C:C5	3.07	0.42
26:14:1399:C:O2'	26:14:1400:G:H5'	2.19	0.42
26:14:1850:G:H2'	26:14:1851:U:O4'	2.19	0.42
26:14:1957:C:H5''	63:14:3983:HOH:O	2.18	0.42
26:14:2287:A:H2	26:14:2346:A:C2	2.36	0.42
26:14:2549:G:O6	63:14:3891:HOH:O	2.20	0.42
26:14:2861:G:O2'	26:14:2862:G:H5'	2.19	0.42
27:1J:73:A:H3'	27:1J:74:U:H6	1.84	0.42
31:39:10:PRO:HD2	31:39:13:SER:OG	2.20	0.42
39:25:4:PRO:O	39:25:5:GLN:HB2	2.19	0.42
41:45:16:ARG:HE	41:45:16:ARG:HB3	1.43	0.42
43:65:87:PHE:CZ	43:65:102:ALA:HB2	2.54	0.42
45:85:65:ILE:HD13	45:85:65:ILE:HA	1.84	0.42
45:85:112:ARG:CZ	46:95:47:VAL:HG21	2.48	0.42
47:A5:13:SER:HA	47:A5:99:ARG:HB2	2.01	0.42
47:A5:110:LYS:HA	47:A5:110:LYS:HD2	1.54	0.42
48:B5:80:ILE:HD13	48:B5:80:ILE:O	2.19	0.42
52:F5:57:GLU:O	52:F5:58:ILE:HD13	2.19	0.42
52:F5:95:LEU:HD12	52:F5:95:LEU:HA	1.83	0.42
56:J5:35:GLU:OE1	56:J5:35:GLU:N	2.52	0.42
1:13:246:A:C4	1:13:282:A:N6	2.88	0.42
1:13:256:U:C2	1:13:257:G:C8	3.08	0.42
1:13:405:U:OP2	4:3E:3:ARG:NH2	2.52	0.42
1:13:723:U:H5''	1:13:724:G:OP2	2.19	0.42
1:13:939:G:C6	1:13:940:C:N4	2.87	0.42
1:13:1459:C:P	20:BI:31:SER:HG	2.42	0.42
2:1E:120:ALA:O	2:1E:124:SER:OG	2.27	0.42
4:3E:108:LEU:HB3	4:3E:110:PHE:CE1	2.54	0.42
5:4E:72:GLN:N	5:4E:72:GLN:OE1	2.52	0.42
9:8E:27:THR:HB	9:8E:62:TYR:HA	2.00	0.42
9:8E:33:PHE:HE1	9:8E:37:PHE:HD2	1.66	0.42
12:3I:59:ARG:HA	12:3I:65:GLU:HA	2.01	0.42
18:9I:76:LEU:N	18:9I:76:LEU:HD23	2.34	0.42
24:3K:7:G:N3	24:3K:50:G:C8	2.87	0.42
26:1H:202:U:C4	63:1H:3877:HOH:O	2.57	0.42
26:1H:272:G:H2'	26:1H:273:G:O4'	2.20	0.42
26:1H:478:A:C6	26:1H:480:A:C6	3.07	0.42

Continued on next page...

Continued from previous page...

Atom-1	Atom-2	Interatomic distance (Å)	Clash overlap (Å)
26:1H:624:C:O5'	26:1H:624:C:H6	2.03	0.42
26:1H:637:A:O5'	40:78:116:GLY:HA3	2.19	0.42
26:1H:1516:U:H2'	26:1H:1517:G:C8	2.54	0.42
26:1H:2061:G:H2'	26:1H:2501:C:O2'	2.19	0.42
26:1H:2121:G:H2'	26:1H:2122:U:O4'	2.18	0.42
29:11:93:ALA:HB3	29:11:105:ILE:HG22	2.00	0.42
32:41:51:ARG:H	32:41:51:ARG:HG3	1.56	0.42
35:61:73:GLU:HG3	35:61:136:VAL:HG23	2.00	0.42
40:78:64:LYS:HD2	59:Q8:12:LYS:HD2	2.00	0.42
41:88:48:GLU:HG3	41:88:48:GLU:O	2.19	0.42
41:88:51:ARG:NH2	41:88:52:VAL:HG23	2.34	0.42
42:98:87:TYR:CD1	42:98:90:ARG:HD2	2.55	0.42
44:B8:105:LEU:HD12	44:B8:105:LEU:HA	1.76	0.42
50:H8:95:PRO:HB2	50:H8:127:LYS:HD3	2.02	0.42
56:N8:3:LYS:HZ3	56:N8:3:LYS:HG3	1.59	0.42
57:O8:11:LEU:HD23	57:O8:26:ASN:HB3	2.01	0.42
1:1G:622:A:C8	1:1G:623:C:C6	3.07	0.42
1:1G:854:G:C2	1:1G:855:G:C8	3.07	0.42
1:1G:891:U:OP2	63:1G:1848:HOH:O	2.22	0.42
1:1G:973:G:H1'	10:1A:55:LYS:CG	2.48	0.42
1:1G:1037:C:H2'	1:1G:1038:C:H6	1.81	0.42
1:1G:1356:G:H2'	1:1G:1357:A:C8	2.54	0.42
10:1A:78:ASN:C	10:1A:80:LYS:H	2.23	0.42
12:3A:15:ARG:HD3	12:3A:15:ARG:HA	1.79	0.42
12:3A:89:ARG:HE	12:3A:89:ARG:HB3	1.65	0.42
14:5A:29:ARG:HG3	14:5A:29:ARG:O	2.20	0.42
19:AA:39:THR:HA	19:AA:70:LYS:HD3	2.00	0.42
26:14:39:C:H2'	26:14:40:C:H6	1.84	0.42
26:14:654(A):A:C2	26:14:654(T):A:N7	2.88	0.42
26:14:740:U:O4'	26:14:1981:A:C4	2.72	0.42
26:14:944:G:H5''	26:14:945:A:O5'	2.20	0.42
26:14:1465:G:C4	26:14:1466:G:C8	3.07	0.42
26:14:1632:A:N7	26:14:1633:G:C6	2.88	0.42
26:14:2068:U:N3	26:14:2430:A:C2	2.79	0.42
26:14:2600:A:H2'	26:14:2601:C:C6	2.55	0.42
26:14:2652:C:N4	26:14:2668:G:H1	2.08	0.42
26:14:2688:U:H5	26:14:2720:U:OP2	2.02	0.42
29:19:231:HIS:ND1	29:19:232:PRO:N	2.68	0.42
31:39:150:GLY:HA2	31:39:172:TRP:CG	2.54	0.42
32:49:5:VAL:HG12	32:49:7:LEU:N	2.23	0.42
32:49:44:GLY:C	32:49:46:ALA:H	2.23	0.42

Continued on next page...

Continued from previous page...

Atom-1	Atom-2	Interatomic distance (Å)	Clash overlap (Å)
32:49:125:PHE:HB3	32:49:166:ASP:CB	2.48	0.42
35:69:92:VAL:HB	35:69:120:ILE:HB	2.01	0.42
40:35:90:ARG:HG3	40:35:91:PHE:N	2.34	0.42
41:45:68:ILE:HD13	41:45:103:MET:HG2	2.01	0.42
49:C5:98:VAL:HG13	49:C5:103:GLY:O	2.19	0.42
50:D5:144:LEU:HD21	50:D5:150:LEU:HB2	2.01	0.42
1:13:468:A:OP1	16:7I:75:ARG:NH2	2.48	0.42
1:13:624:C:H2'	1:13:625:G:C8	2.54	0.42
1:13:843:U:H5''	1:13:848:C:C5	2.54	0.42
1:13:875:C:O2'	8:7E:14:ARG:NH1	2.53	0.42
1:13:914:A:C4	1:13:915:A:C8	3.07	0.42
4:3E:8:VAL:HG11	4:3E:21:LEU:HB2	2.01	0.42
5:4E:10:MET:HE2	5:4E:10:MET:HB2	1.80	0.42
6:5E:21:LEU:HD13	6:5E:21:LEU:HA	1.81	0.42
7:6E:15:ASP:OD1	7:6E:16:LEU:N	2.52	0.42
9:8E:92:TYR:HD1	9:8E:92:TYR:HA	1.73	0.42
12:3I:28:LYS:HB2	12:3I:33:ARG:NH1	2.34	0.42
12:3I:53:ARG:HH12	12:3I:92:ASP:CG	2.21	0.42
13:4I:3:ARG:HE	13:4I:3:ARG:HB2	1.57	0.42
15:6I:3:ILE:HG21	15:6I:34:LEU:HG	2.02	0.42
16:7I:5:ARG:HH21	16:7I:22:THR:CG2	2.32	0.42
26:1H:17:G:H2'	26:1H:18:C:C6	2.55	0.42
26:1H:91:A:H2'	26:1H:92:G:O4'	2.20	0.42
26:1H:469:G:H2'	26:1H:470:A:H5''	2.02	0.42
26:1H:481:G:C4	26:1H:507:A:C2	3.08	0.42
26:1H:851:U:O2	26:1H:928:G:C2	2.73	0.42
26:1H:1259:G:H2'	26:1H:1260:G:H8	1.83	0.42
26:1H:1488:G:C5	26:1H:1489:U:C5	3.07	0.42
26:1H:1811:G:H2'	26:1H:1812:A:O4'	2.19	0.42
26:1H:1899:G:H21	26:1H:1902:C:H5	1.67	0.42
26:1H:2027:G:C5	26:1H:2028:U:C5	3.07	0.42
26:1H:2607:G:H2'	26:1H:2608:G:O4'	2.19	0.42
26:1H:2830:G:C5'	26:1H:2830:G:C8	3.02	0.42
26:1H:2887:U:H2'	26:1H:2888:C:C6	2.55	0.42
29:11:28:GLU:N	29:11:29:PRO:CD	2.83	0.42
29:11:132:PRO:HD3	29:11:190:TYR:CE2	2.55	0.42
29:11:172:TYR:CD1	29:11:186:HIS:HA	2.54	0.42
40:78:60:MET:HA	59:Q8:13:ARG:HH11	1.83	0.42
49:G8:40:GLU:HA	49:G8:41:GLY:HA2	1.66	0.42
1:1G:113:G:H2'	1:1G:114:U:C6	2.54	0.42
1:1G:135:C:O2	16:7A:1:MET:HB3	2.19	0.42

Continued on next page...

Continued from previous page...

Atom-1	Atom-2	Interatomic distance (Å)	Clash overlap (Å)
1:1G:613:C:O5'	1:1G:613:C:H6	2.02	0.42
1:1G:939:G:H5'	7:62:102:ARG:CZ	2.50	0.42
1:1G:991:U:O2	1:1G:993:G:C8	2.73	0.42
1:1G:1055:A:N7	1:1G:1206:G:N2	2.68	0.42
1:1G:1217:C:OP1	14:5A:9:LYS:HD2	2.19	0.42
2:12:87:ARG:HE	2:12:233:SER:CB	2.32	0.42
4:32:187:ARG:NH2	4:32:190:ASP:HB2	2.34	0.42
5:42:101:ILE:O	5:42:120:THR:OG1	2.35	0.42
8:72:12:ARG:NH1	8:72:27:PRO:HD2	2.35	0.42
9:82:86:VAL:HG23	9:82:96:LEU:HD22	2.01	0.42
13:4A:81:LEU:HB3	13:4A:89:GLY:CA	2.49	0.42
18:9A:53:ARG:HH21	18:9A:60:ALA:N	2.17	0.42
26:14:26:G:C6	26:14:27:G:C6	3.08	0.42
26:14:128:C:H2'	26:14:129:C:H6	1.85	0.42
26:14:853:G:H2'	26:14:854:G:H8	1.84	0.42
26:14:878:A:N1	26:14:900:A:N7	2.67	0.42
26:14:2504:U:OP2	63:14:3901:HOH:O	2.21	0.42
26:14:2888:C:H2'	26:14:2889:C:C6	2.55	0.42
30:29:12:THR:C	30:29:23:VAL:HG22	2.40	0.42
41:45:101:ARG:HG3	41:45:102:VAL:N	2.35	0.42
45:85:20:LEU:HD12	45:85:20:LEU:HA	1.89	0.42
46:95:1:MET:HB3	46:95:42:GLY:HA3	2.02	0.42
48:B5:12:VAL:CG2	48:B5:27:THR:HB	2.50	0.42
48:B5:24:GLY:O	48:B5:83:VAL:HG12	2.20	0.42
49:C5:62:GLU:CD	49:C5:63:LYS:H	2.23	0.42
50:D5:111:VAL:H	50:D5:145:GLU:HG2	1.84	0.42
1:13:176:C:H2'	1:13:177:C:H6	1.84	0.42
1:13:437:U:C4	1:13:438:G:C6	3.07	0.42
1:13:452:A:H2'	1:13:453:A:C8	2.55	0.42
1:13:685:G:O2'	1:13:686:U:H5'	2.20	0.42
1:13:866:C:O5'	1:13:866:C:H6	2.02	0.42
1:13:911:U:H2'	1:13:912:C:C6	2.54	0.42
1:13:953:G:H2'	1:13:954:G:O4'	2.19	0.42
1:13:970:C:H42	9:8E:128:ARG:C	2.22	0.42
1:13:1037:C:H2'	1:13:1038:C:H6	1.85	0.42
1:13:1256:A:OP2	3:2E:26:LYS:NZ	2.44	0.42
2:1E:153:ARG:HE	2:1E:153:ARG:HB3	1.62	0.42
4:3E:196:LEU:HD23	4:3E:196:LEU:HA	1.90	0.42
4:3E:196:LEU:C	4:3E:198:VAL:H	2.23	0.42
5:4E:68:GLU:O	5:4E:70:PRO:HD3	2.20	0.42
7:6E:51:GLN:HG2	7:6E:58:PRO:HD3	2.01	0.42

Continued on next page...

Continued from previous page...

Atom-1	Atom-2	Interatomic distance (Å)	Clash overlap (Å)
7:6E:149:ARG:O	7:6E:149:ARG:HG3	2.20	0.42
10:1I:6:ILE:CG2	10:1I:98:ILE:HG23	2.49	0.42
13:4I:50:GLU:H	13:4I:50:GLU:HG2	1.46	0.42
20:BI:50:GLU:HA	20:BI:100:ILE:HB	2.01	0.42
23:2K:73:A:N6	23:2K:74:A:C6	2.88	0.42
26:1H:274:G:N3	26:1H:276:A:N1	2.67	0.42
26:1H:654(O):G:C8	26:1H:654(P):G:C2	3.08	0.42
26:1H:958:U:O2	27:16:89(A):A:H4'	2.20	0.42
26:1H:1034:G:H2'	26:1H:1035:U:O4'	2.18	0.42
26:1H:1278:A:OP1	42:98:36:THR:HG22	2.19	0.42
26:1H:1401:G:H2'	26:1H:1402:C:C6	2.54	0.42
26:1H:1433:U:O2	26:1H:1561:G:C2	2.72	0.42
26:1H:1467:C:N4	26:1H:1525:G:H1	2.13	0.42
26:1H:1683:C:H42	26:1H:1705:G:H1	1.66	0.42
26:1H:1968:G:P	63:1H:3879:HOH:O	2.76	0.42
26:1H:2000:G:C2'	26:1H:2001:A:H5'	2.49	0.42
26:1H:2556:C:H2'	26:1H:2557:G:O4'	2.19	0.42
26:1H:2774:C:OP2	63:1H:3972:HOH:O	2.21	0.42
26:1H:2801:A:H2'	26:1H:2802:G:O4'	2.20	0.42
46:D8:24:LYS:HD3	46:D8:90:PRO:HB2	2.01	0.42
53:K8:7:ARG:O	53:K8:11:GLU:HB2	2.19	0.42
53:K8:14:ARG:HG2	53:K8:63:VAL:CG1	2.50	0.42
53:K8:35:LEU:HD13	53:K8:35:LEU:HA	1.88	0.42
58:P8:23:ARG:CZ	58:P8:23:ARG:HB2	2.49	0.42
1:1G:106:C:C2'	1:1G:107:G:H5'	2.50	0.42
1:1G:424:G:H2'	1:1G:425:G:H8	1.84	0.42
1:1G:536:C:H2'	1:1G:537:G:H8	1.85	0.42
1:1G:1317:C:H5''	1:1G:1318:A:OP2	2.20	0.42
1:1G:1345:U:O5'	63:1G:1847:HOH:O	2.21	0.42
2:12:98:LEU:HD23	2:12:98:LEU:HA	1.71	0.42
4:32:178:VAL:O	4:32:179:GLU:HB3	2.19	0.42
17:8A:81:ARG:CD	17:8A:84:LEU:HD23	2.49	0.42
20:BA:86:ARG:O	20:BA:90:GLN:HB2	2.19	0.42
26:14:218:A:H2	26:14:235:U:H4'	1.82	0.42
26:14:860:U:H1'	26:14:2268:A:H5'	2.02	0.42
26:14:868:U:C4	26:14:869:G:N7	2.87	0.42
26:14:957:A:N1	26:14:2459:A:H8	2.18	0.42
26:14:1133:U:O2	26:14:1137:G:H5''	2.19	0.42
26:14:1471:A:OP2	26:14:1521:G:N1	2.47	0.42
26:14:1504:C:H2'	26:14:1505:C:C6	2.53	0.42
26:14:1614:A:H2	63:14:3721:HOH:O	2.02	0.42

Continued on next page...

Continued from previous page...

Atom-1	Atom-2	Interatomic distance (Å)	Clash overlap (Å)
26:14:2093:G:C6	26:14:2225:A:C8	3.08	0.42
26:14:2114:A:C6	26:14:2119:A:N1	2.88	0.42
26:14:2275:C:O2'	41:45:83:MET:HA	2.20	0.42
26:14:2536:G:C6	26:14:2537:U:C4	3.07	0.42
26:14:2577:A:O4'	56:J5:3:LYS:HB2	2.19	0.42
26:14:2872:G:C4	26:14:2873:A:C2	3.07	0.42
28:79:45:ALA:HA	28:79:211:SER:O	2.18	0.42
29:19:31:LYS:HZ3	29:19:33:LEU:HB3	1.83	0.42
30:29:10:GLY:HA3	44:75:8:LYS:HE2	2.00	0.42
30:29:174:ASP:HB3	30:29:183:LEU:HD22	2.02	0.42
31:39:64:ILE:C	31:39:65:TRP:CD1	2.93	0.42
31:39:107:LYS:HA	31:39:107:LYS:HD3	1.65	0.42
31:39:110:LEU:CD1	31:39:205:ARG:HE	2.33	0.42
31:39:178:PRO:HB2	31:39:201:VAL:HG11	2.01	0.42
40:35:71:VAL:CG1	40:35:72:PRO:HD3	2.50	0.42
40:35:124:LYS:HA	40:35:143:GLY:O	2.19	0.42
45:85:68:ALA:O	45:85:71:GLN:HB2	2.19	0.42
49:C5:31:LEU:HD22	49:C5:34:LYS:HD3	2.00	0.42
1:13:269:C:H2'	1:13:270:A:C8	2.55	0.42
1:13:313:A:C4	1:13:314:C:C5	3.08	0.42
1:13:457:C:O2'	1:13:458:C:H5'	2.19	0.42
1:13:589:C:N4	1:13:650:G:H1	2.18	0.42
2:1E:187:LEU:HD22	2:1E:203:GLY:H	1.84	0.42
4:3E:43:HIS:ND1	4:3E:46:LYS:HE3	2.34	0.42
5:4E:10:MET:HB3	5:4E:32:VAL:HG13	2.01	0.42
6:5E:23:LYS:HB2	6:5E:23:LYS:HZ3	1.84	0.42
7:6E:50:ILE:HB	7:6E:58:PRO:HB3	2.01	0.42
8:7E:121:ASP:O	8:7E:125:ARG:HB2	2.20	0.42
10:1I:49:VAL:CG2	14:5I:41:ARG:HB2	2.45	0.42
10:1I:90:LEU:N	10:1I:91:PRO:HD3	2.35	0.42
12:3I:11:VAL:HG13	17:8I:29:HIS:CD2	2.55	0.42
15:6I:43:LEU:HD12	15:6I:56:LEU:HD13	2.02	0.42
22:1K:8:4SU:H6	22:1K:8:4SU:H5''	2.02	0.42
25:4K:7:G:H2'	25:4K:8:A:N9	2.35	0.42
25:4K:25:A:H4'	25:4K:26:A:OP1	2.20	0.42
26:1H:1332:G:N2	26:1H:1610:A:H8	2.17	0.42
26:1H:1443:G:C2	26:1H:1549:C:N3	2.88	0.42
32:4I:41:GLN:O	32:4I:89:GLY:HA3	2.19	0.42
32:4I:118:ARG:HA	32:4I:118:ARG:HD3	1.91	0.42
42:98:51:LEU:HD23	42:98:51:LEU:HA	1.77	0.42
44:B8:5:ALA:O	44:B8:6:LEU:C	2.58	0.42

Continued on next page...

Continued from previous page...

Atom-1	Atom-2	Interatomic distance (Å)	Clash overlap (Å)
47:E8:86:LEU:HD12	47:E8:87:PRO:HD2	2.01	0.42
50:H8:6:LYS:HE3	50:H8:8:TYR:CE2	2.54	0.42
58:P8:8:ASN:OD1	58:P8:8:ASN:C	2.57	0.42
1:1G:27:G:H2'	1:1G:28:G:O4'	2.19	0.42
1:1G:737:A:H2'	1:1G:738:C:C6	2.54	0.42
1:1G:833:U:H2'	1:1G:834:C:H6	1.85	0.42
1:1G:1170:A:N1	1:1G:1171:G:H1'	2.35	0.42
2:12:95:GLN:HG3	2:12:147:LYS:O	2.20	0.42
8:72:29:SER:O	8:72:32:LYS:HB2	2.19	0.42
20:BA:50:GLU:HA	20:BA:100:ILE:CG2	2.49	0.42
22:1L:8:4SU:H2'	22:1L:8:4SU:O2	2.20	0.42
26:14:89:G:O5'	26:14:90:U:H5''	2.20	0.42
26:14:620:G:H8	26:14:622:G:O6	2.01	0.42
26:14:991:C:N3	26:14:1164:G:C6	2.87	0.42
26:14:1387:C:O2	26:14:1387:C:H2'	2.20	0.42
26:14:1815:A:C5	26:14:1817:G:C6	3.08	0.42
26:14:2018:G:H2'	26:14:2019:A:O4'	2.20	0.42
26:14:2287:A:C2	26:14:2346:A:C2	3.07	0.42
26:14:2331:G:H5'	51:E5:44:ARG:HG3	2.01	0.42
26:14:2506:U:C2	26:14:2585:U:O4	2.73	0.42
26:14:2589:A:OP1	63:14:3902:HOH:O	2.21	0.42
26:14:2638:G:OP2	30:29:82:ARG:NH2	2.53	0.42
26:14:2808:U:H5''	26:14:2891:G:O6	2.19	0.42
27:1J:87:G:H3'	27:1J:88:C:C6	2.55	0.42
30:29:120:TRP:CD1	30:29:155:LYS:HB3	2.55	0.42
40:35:138:LEU:HB3	40:35:144:GLU:OE2	2.19	0.42
53:G5:16:LEU:O	53:G5:21:LEU:HG	2.19	0.42
1:13:52:G:O2'	1:13:53:A:H5'	2.20	0.42
1:13:116:A:H61	1:13:313:A:H1'	1.85	0.42
1:13:130:A:P	17:8I:63:ARG:HH21	2.42	0.42
1:13:133:U:H1'	1:13:230:G:N2	2.35	0.42
1:13:179:A:H2'	1:13:180:U:H6	1.85	0.42
1:13:191:G:H1'	20:BI:105:SER:HA	2.02	0.42
1:13:543:C:P	4:3E:14:ARG:HH21	2.43	0.42
1:13:660:G:C2	1:13:746:A:C2	3.08	0.42
1:13:674:G:H2'	1:13:675:A:H8	1.84	0.42
1:13:773:G:H1	1:13:806:C:H42	1.67	0.42
1:13:835:U:OP2	18:9I:60:ALA:HB3	2.20	0.42
1:13:1157:A:C8	1:13:1181:G:C6	3.07	0.42
1:13:1158:C:C2	1:13:1160:G:C8	3.08	0.42
1:13:1321:C:C5	1:13:1322:C:C2	3.08	0.42

Continued on next page...

Continued from previous page...

Atom-1	Atom-2	Interatomic distance (Å)	Clash overlap (Å)
1:13:1416:G:C6	1:13:1417:G:C5	3.08	0.42
5:4E:87:SER:HB3	5:4E:125:SER:O	2.19	0.42
9:8E:19:LEU:HD23	9:8E:19:LEU:HA	1.87	0.42
12:3I:85:ILE:HG23	12:3I:85:ILE:HD12	1.67	0.42
18:9I:36:ASN:HD22	18:9I:39:VAL:CB	2.33	0.42
26:1H:1127:A:O2'	26:1H:2518:A:OP1	2.31	0.42
26:1H:1142(A):A:C5	26:1H:1144:G:C5	3.08	0.42
26:1H:1682:G:H2'	26:1H:1683:C:C6	2.55	0.42
26:1H:1929:G:H4'	26:1H:1930:G:OP1	2.19	0.42
26:1H:2170:A:H5''	26:1H:2171:A:OP1	2.19	0.42
26:1H:2371:G:O2'	57:O8:45:LYS:HB3	2.19	0.42
26:1H:2402:C:H5	26:1H:2415:G:H22	1.68	0.42
26:1H:2789:C:H1'	26:1H:2892:A:C2	2.45	0.42
27:16:41:U:O4	32:41:72:ARG:HG3	2.19	0.42
32:41:33:ARG:NH1	32:41:162:THR:HG21	2.35	0.42
33:51:13:LYS:HD3	33:51:13:LYS:HA	1.86	0.42
33:51:94:TYR:HE2	33:51:160:LYS:HB2	1.81	0.42
34:28:17:VAL:C	34:28:19:GLU:N	2.72	0.42
38:58:39:ARG:O	38:58:41:ASP:N	2.53	0.42
45:C8:69:CYS:SG	45:C8:79:PHE:CD2	3.04	0.42
46:D8:49:THR:O	46:D8:50:PRO:C	2.58	0.42
48:F8:15:GLU:N	48:F8:15:GLU:OE2	2.50	0.42
49:G8:89:PHE:HD1	49:G8:90:LEU:H	1.66	0.42
51:I8:31:VAL:HG21	51:I8:61:ALA:HB2	2.02	0.42
53:K8:47:ASN:C	53:K8:49:LYS:H	2.22	0.42
57:O8:27:LYS:NZ	57:O8:27:LYS:HB2	2.34	0.42
1:1G:257:G:H2'	1:1G:258:G:C8	2.54	0.42
1:1G:275:G:H5'	17:8A:14:LYS:HB3	2.02	0.42
1:1G:408:A:O5'	1:1G:408:A:H8	2.03	0.42
1:1G:411:A:N6	1:1G:413:G:H21	2.08	0.42
1:1G:562:C:H4'	1:1G:563:A:O5'	2.20	0.42
1:1G:652:U:HO2'	1:1G:653:A:P	2.43	0.42
1:1G:718:G:H1'	11:2A:116:HIS:HA	2.02	0.42
1:1G:731:G:OP1	1:1G:766:A:H1'	2.19	0.42
1:1G:953:G:C6	1:1G:954:G:C5	3.08	0.42
1:1G:1079:G:H5''	5:42:45:PHE:HE2	1.85	0.42
1:1G:1178:G:N2	1:1G:1180:A:H3'	2.35	0.42
1:1G:1304:G:N2	1:1G:1332:A:OP2	2.46	0.42
1:1G:1343:G:H2'	1:1G:1344:C:H6	1.85	0.42
4:32:207:TYR:O	4:32:209:ARG:N	2.53	0.42
7:62:137:LYS:HE3	7:62:137:LYS:HB3	1.76	0.42

Continued on next page...

Continued from previous page...

Atom-1	Atom-2	Interatomic distance (Å)	Clash overlap (Å)
7:62:146:GLU:OE1	11:2A:54:ARG:HG2	2.20	0.42
9:82:48:GLU:O	9:82:51:ARG:N	2.50	0.42
12:3A:28:LYS:HE3	12:3A:33:ARG:NH2	2.35	0.42
17:8A:27:PHE:CZ	17:8A:36:ILE:HD11	2.55	0.42
26:14:43:G:H1'	26:14:438:G:N2	2.35	0.42
26:14:139:G:N2	26:14:1596:A:H4'	2.35	0.42
26:14:601:C:P	31:39:108:LYS:HZ1	2.40	0.42
26:14:881:G:OP2	26:14:881:G:H8	2.03	0.42
26:14:960:A:C8	26:14:962:G:C8	3.07	0.42
26:14:1061:U:H4'	26:14:1070:A:H1'	2.01	0.42
26:14:1113:U:H5'	33:59:2:SER:N	2.34	0.42
26:14:1138:G:H21	38:15:106:MET:CE	2.33	0.42
26:14:1833:U:O2'	26:14:1969:A:N1	2.38	0.42
26:14:2210:G:H5'	26:14:2211:G:C6	2.55	0.42
26:14:2688:U:H1'	26:14:2721:A:N6	2.34	0.42
26:14:2867:G:OP2	44:75:119:LYS:NZ	2.39	0.42
28:79:213:TYR:CE1	28:79:221:SER:HB2	2.55	0.42
29:19:222:ARG:HH11	29:19:222:ARG:HD2	1.72	0.42
35:69:14:ASP:O	35:69:17:GLN:HB2	2.20	0.42
39:25:49:ARG:HA	39:25:53:LYS:NZ	2.35	0.42
42:55:29:LEU:HD12	42:55:29:LEU:HA	1.77	0.42
43:65:21:THR:C	43:65:23:ARG:N	2.73	0.42
47:A5:28:SER:HA	47:A5:70:TYR:HA	2.02	0.42
50:D5:128:VAL:HG22	50:D5:129:SER:O	2.20	0.42
53:G5:62:THR:O	53:G5:65:ASN:HB2	2.19	0.42
54:H5:4:LEU:HD11	54:H5:39:ASP:OD1	2.20	0.42
1:13:352:C:P	63:13:1978:HOH:O	2.78	0.42
1:13:352:C:O2'	1:13:354:G:OP1	2.33	0.42
1:13:417:C:H42	1:13:426:G:H1	1.68	0.42
1:13:711:G:O2'	1:13:712:A:H5'	2.20	0.42
1:13:1269:A:H2	1:13:1312:G:N3	2.17	0.42
6:5E:24:GLU:HA	6:5E:27:GLN:HG2	2.02	0.42
7:6E:120:ILE:O	7:6E:124:LEU:HB2	2.19	0.42
9:8E:7:THR:O	9:8E:83:ARG:HD2	2.20	0.42
16:7I:20:VAL:HG21	16:7I:32:TYR:CD2	2.55	0.42
16:7I:57:ARG:O	16:7I:61:SER:N	2.46	0.42
22:1K:77:A:HO3'	26:1H:2585:U:H5	1.65	0.42
26:1H:43:G:H2'	26:1H:44:A:O4'	2.20	0.42
26:1H:493:G:H2'	26:1H:494:G:O4'	2.20	0.42
26:1H:628:G:H2'	26:1H:629:G:C8	2.54	0.42
26:1H:761:A:C5	63:1H:3936:HOH:O	2.71	0.42

Continued on next page...

Continued from previous page...

Atom-1	Atom-2	Interatomic distance (Å)	Clash overlap (Å)
26:1H:1080:A:C2	37:48:126:MET:HG3	2.53	0.42
26:1H:1309:G:OP1	58:P8:9:ARG:HG3	2.19	0.42
26:1H:1426:G:H2'	26:1H:1427:A:C8	2.54	0.42
26:1H:1726:G:C6	26:1H:1727:U:C4	3.08	0.42
26:1H:2031:A:C6	26:1H:2498:C:H1'	2.55	0.42
26:1H:2160:G:N7	26:1H:2161:C:H1'	2.35	0.42
26:1H:2171:A:H2'	26:1H:2172:U:H6	1.84	0.42
26:1H:2392:A:H2	26:1H:2424:C:H42	1.68	0.42
26:1H:2776:A:H4'	26:1H:2777:G:H5''	2.01	0.42
28:71:10:LEU:HD21	28:71:34:THR:OG1	2.20	0.42
29:11:38:LYS:NZ	29:11:38:LYS:N	2.67	0.42
31:31:20:LEU:HD12	31:31:21:ALA:N	2.35	0.42
33:51:4:ILE:HG12	33:51:6:ARG:HD3	2.01	0.42
33:51:27:LYS:HA	33:51:32:GLU:HA	2.02	0.42
37:48:76:TYR:C	37:48:78:ILE:H	2.22	0.42
44:B8:105:LEU:O	44:B8:107:ASP:OD1	2.38	0.42
46:D8:6:LYS:O	46:D8:6:LYS:HG3	2.19	0.42
48:F8:37:THR:O	48:F8:40:LYS:HB3	2.20	0.42
49:G8:3:VAL:HG12	49:G8:4:LYS:H	1.85	0.42
57:O8:41:PRO:CD	57:O8:47:THR:H	2.33	0.42
58:P8:30:VAL:O	58:P8:34:ARG:HG3	2.20	0.42
1:1G:750:G:C2	15:6A:23:GLY:HA3	2.55	0.42
1:1G:785:G:O6	63:1G:1846:HOH:O	2.21	0.42
1:1G:960:U:H4'	1:1G:961:U:H5'	2.02	0.42
1:1G:1011:G:C2	1:1G:1019:C:O2	2.73	0.42
1:1G:1206:G:H5''	3:22:190:ARG:HH22	1.83	0.42
1:1G:1250:A:C2	1:1G:1287:A:C6	3.07	0.42
4:32:108:LEU:HD21	4:32:183:GLY:HA3	2.02	0.42
9:82:26:VAL:HG22	9:82:61:ALA:H	1.84	0.42
12:3A:83:VAL:CG2	12:3A:100:ILE:HD12	2.49	0.42
13:4A:29:ARG:HD3	13:4A:64:TRP:CZ2	2.54	0.42
23:2L:73:A:C6	23:2L:74:A:C6	3.07	0.42
26:14:571:A:H5'	26:14:2030:A:N7	2.34	0.42
26:14:1444(A):A:HO2'	26:14:1445:C:P	2.43	0.42
26:14:1550:C:OP1	26:14:1727:U:O2'	2.21	0.42
26:14:2360:A:OP1	59:M5:50:LEU:HB2	2.20	0.42
26:14:2370:G:C6	26:14:2371:G:C6	3.07	0.42
26:14:2795:G:H21	26:14:2802:G:N2	2.18	0.42
26:14:2855:C:H2'	26:14:2856:C:H6	1.84	0.42
26:14:2885:C:H5''	26:14:2886:G:OP2	2.20	0.42
27:1J:88:C:H4'	27:1J:89:G:OP2	2.18	0.42

Continued on next page...

Continued from previous page...

Atom-1	Atom-2	Interatomic distance (Å)	Clash overlap (Å)
28:79:64:LEU:HD12	28:79:175:VAL:HA	2.02	0.42
29:19:146:GLU:CB	29:19:189:CYS:HB3	2.49	0.42
29:19:254:THR:N	29:19:255:LYS:HZ2	2.18	0.42
30:29:52:LEU:O	30:29:75:VAL:HG23	2.20	0.42
31:39:34:TRP:CE3	40:35:8:PRO:HB3	2.54	0.42
45:85:92:ARG:NH1	46:95:11:GLN:O	2.53	0.42
49:C5:17:SER:HB2	49:C5:71:LYS:HE2	2.01	0.42
1:13:277:C:P	17:8I:68:ARG:HH12	2.43	0.42
1:13:440:A:H5''	1:13:442:C:OP2	2.20	0.42
1:13:710:G:H5''	6:5E:54:LYS:NZ	2.35	0.42
1:13:1176:A:N6	1:13:1177:G:C5	2.87	0.42
1:13:1179:A:H8	1:13:1179:A:O5'	2.02	0.42
1:13:1460:A:H2'	1:13:1461:G:O4'	2.19	0.42
1:13:1486:G:H2'	1:13:1487:G:C1'	2.49	0.42
7:6E:16:LEU:HD21	9:8E:45:ALA:HB2	2.02	0.42
7:6E:70:LYS:HE2	7:6E:97:GLN:HA	2.02	0.42
12:3I:77:LEU:HD21	12:3I:107:ALA:HA	2.01	0.42
12:3I:91:LYS:O	12:3I:91:LYS:HG3	2.19	0.42
17:8I:41:LYS:HD2	17:8I:88:TYR:HE2	1.85	0.42
23:2K:48:U:HO2'	23:2K:49:C:P	2.39	0.42
26:1H:57:C:H2'	26:1H:58:G:O4'	2.20	0.42
26:1H:185:U:H4'	26:1H:218:A:H4'	2.02	0.42
26:1H:545:G:H2'	26:1H:546:C:H5''	2.02	0.42
26:1H:823:G:H2'	26:1H:824:A:C8	2.54	0.42
26:1H:1332:G:H21	26:1H:1610:A:H8	1.66	0.42
26:1H:1581:G:C6	26:1H:1582:C:C4	3.07	0.42
26:1H:1935:G:H1'	26:1H:1964:G:N2	2.35	0.42
26:1H:2030:A:H4'	26:1H:2031:A:C8	2.55	0.42
26:1H:2314:C:H5''	32:41:38:VAL:HG11	2.00	0.42
26:1H:2456:C:O5'	26:1H:2456:C:H6	2.03	0.42
26:1H:2751:G:C8	26:1H:2751:G:OP1	2.73	0.42
28:71:13:LYS:HD2	28:71:13:LYS:HA	1.78	0.42
28:71:58:VAL:N	28:71:165:ASN:OD1	2.51	0.42
31:31:65:TRP:CH2	31:31:72:ARG:HD2	2.55	0.42
31:31:93:LYS:HD2	31:31:93:LYS:HA	1.86	0.42
33:51:52:VAL:O	33:51:65:HIS:NE2	2.49	0.42
33:51:71:LEU:HD12	33:51:71:LEU:HA	1.87	0.42
41:88:21:THR:HG21	41:88:101:ARG:N	2.34	0.42
43:A8:5:THR:O	43:A8:8:GLU:HG3	2.19	0.42
53:K8:41:ILE:CG2	53:K8:44:LEU:HB2	2.49	0.42
59:Q8:31:HIS:O	59:Q8:36:LYS:NZ	2.52	0.42

Continued on next page...

Continued from previous page...

Atom-1	Atom-2	Interatomic distance (Å)	Clash overlap (Å)
1:1G:442:C:H2'	1:1G:443:C:C6	2.55	0.42
1:1G:1090:U:H4'	1:1G:1170:A:C2	2.54	0.42
1:1G:1162:C:N3	1:1G:1175:G:C2	2.88	0.42
1:1G:1256:A:H62	1:1G:1277:C:H3'	1.84	0.42
11:2A:69:ALA:O	11:2A:73:MET:HG3	2.19	0.42
22:1L:9:A:H2	22:1L:24:A:N6	2.13	0.42
24:3L:51:G:H1	24:3L:65:C:N4	2.17	0.42
26:14:28:A:C5	26:14:29:U:C5	3.08	0.42
26:14:252:G:P	40:35:50:ARG:HH21	2.43	0.42
26:14:270(P):C:H2'	26:14:270(Q):C:C6	2.54	0.42
26:14:442:G:C6	26:14:444:C:C4	3.07	0.42
26:14:1144:G:C6	26:14:1145:C:C4	3.08	0.42
26:14:1160:G:C6	26:14:1161:C:C4	3.08	0.42
26:14:1449(A):G:H2'	26:14:1450:C:C6	2.54	0.42
26:14:1491:G:O2'	26:14:1492:G:H5'	2.20	0.42
26:14:2318:G:N2	43:65:3:ARG:HB2	2.35	0.42
26:14:2425:A:H4'	26:14:2426:A:C5'	2.49	0.42
26:14:2563:U:O2	26:14:2565:A:H8	2.02	0.42
26:14:2599:G:OP2	29:19:236:GLY:N	2.52	0.42
26:14:2640:G:H1	26:14:2774:C:H42	1.68	0.42
26:14:2751:G:N2	33:59:2:SER:HB3	2.30	0.42
27:1J:76:G:H5''	50:D5:15:PRO:HG2	2.01	0.42
29:19:44:ASN:C	29:19:44:ASN:HD22	2.21	0.42
31:39:36:VAL:O	31:39:40:GLN:HB2	2.20	0.42
31:39:51:THR:HG23	31:39:92:PRO:HG2	2.02	0.42
40:35:138:LEU:HD22	40:35:138:LEU:HA	1.85	0.42
43:65:16:ASN:C	43:65:18:ILE:N	2.73	0.42
44:75:53:ARG:HH12	44:75:60:THR:HG23	1.84	0.42
50:D5:109:ALA:O	50:D5:110:GLY:O	2.38	0.42
1:13:158:G:C5	1:13:159:G:N7	2.88	0.41
1:13:181:G:N2	1:13:183:G:H22	2.19	0.41
1:13:237:C:H5''	17:8I:25:ARG:CZ	2.50	0.41
1:13:444:C:H2'	1:13:445:G:C8	2.54	0.41
1:13:948:C:OP1	13:4I:109:THR:OG1	2.38	0.41
1:13:1320:C:OP1	19:AI:70:LYS:HE3	2.20	0.41
1:13:1336:C:H1'	1:13:1337:G:C6	2.55	0.41
1:13:1346:A:C4	7:6E:10:ARG:NH2	2.88	0.41
5:4E:20:GLN:HG2	5:4E:21:ALA:H	1.85	0.41
7:6E:77:SER:OG	7:6E:84:ASN:OD1	2.30	0.41
7:6E:154:TYR:HD1	7:6E:154:TYR:HA	1.57	0.41
9:8E:25:LYS:HE2	9:8E:60:ASP:HB3	2.01	0.41

Continued on next page...

Continued from previous page...

Atom-1	Atom-2	Interatomic distance (Å)	Clash overlap (Å)
9:8E:59:PHE:CZ	9:8E:88:TYR:CE2	3.08	0.41
12:3I:89:ARG:HD2	12:3I:91:LYS:HA	2.02	0.41
26:1H:24:G:C6	26:1H:25:U:C4	3.08	0.41
26:1H:49:A:H5''	26:1H:51:G:O4'	2.20	0.41
26:1H:218:A:H2	26:1H:235:U:H4'	1.85	0.41
26:1H:412:A:H3'	26:1H:413:C:C6	2.55	0.41
26:1H:618:G:H2'	26:1H:618(A):C:O4'	2.20	0.41
26:1H:996:A:OP2	45:C8:94:ASN:ND2	2.51	0.41
26:1H:1144:G:C6	26:1H:1145:C:N4	2.87	0.41
26:1H:1177:A:H4'	26:1H:1178:C:O5'	2.18	0.41
26:1H:1284:A:H2'	26:1H:1285:G:O4'	2.20	0.41
26:1H:1322:A:OP1	47:E8:11:ARG:HG3	2.20	0.41
26:1H:1354:A:H2'	26:1H:1355:G:O4'	2.20	0.41
26:1H:1501:C:O4'	29:11:100:GLY:HA2	2.20	0.41
26:1H:1535:U:C6	26:1H:1537:C:N3	2.88	0.41
26:1H:1680:U:C4	26:1H:1681:G:C6	3.08	0.41
26:1H:2169:A:C8	26:1H:2170:A:N7	2.88	0.41
26:1H:2630:G:H2'	26:1H:2631:G:C8	2.53	0.41
26:1H:2712:U:H1'	26:1H:2712(A):A:C8	2.55	0.41
26:1H:2751:G:H8	26:1H:2751:G:P	2.43	0.41
29:11:31:LYS:HB3	29:11:34:VAL:HG22	2.02	0.41
30:21:117:MET:O	30:21:118:LYS:HB3	2.20	0.41
35:61:60:GLU:HB3	35:61:61:ARG:NH2	2.34	0.41
40:78:15:ARG:O	40:78:16:ARG:C	2.59	0.41
42:98:104:ARG:HD2	42:98:107:ASP:OD2	2.20	0.41
43:A8:48:LEU:HD23	43:A8:82:ILE:HD11	2.02	0.41
44:B8:88:ILE:HD13	44:B8:91:ARG:NE	2.35	0.41
45:C8:110:VAL:O	45:C8:114:LYS:HG3	2.20	0.41
52:J8:58:ILE:CG1	52:J8:87:PRO:HD3	2.50	0.41
55:M8:13:ARG:O	55:M8:30:GLU:HA	2.20	0.41
1:1G:160:A:H1'	1:1G:344:A:C5	2.55	0.41
1:1G:625:G:H4'	16:7A:16:HIS:CG	2.55	0.41
1:1G:1205:U:H4'	3:22:195:VAL:HG13	2.02	0.41
1:1G:1213:A:C6	1:1G:1215:G:C4	3.08	0.41
1:1G:1321:C:C3'	1:1G:1322:C:H5''	2.48	0.41
1:1G:1368:G:C5'	9:82:112:LYS:HB3	2.50	0.41
2:12:22:LYS:HA	2:12:24:TRP:HD1	1.82	0.41
3:22:134:ILE:HD12	3:22:151:VAL:HG11	2.02	0.41
4:32:31:CYS:O	4:32:32:ALA:HB3	2.20	0.41
5:42:13:ILE:HA	5:42:29:GLY:O	2.20	0.41
10:1A:89:ASP:C	10:1A:91:PRO:HD3	2.40	0.41

Continued on next page...

Continued from previous page...

Atom-1	Atom-2	Interatomic distance (Å)	Clash overlap (Å)
12:3A:32:PHE:HB3	12:3A:84:LEU:HD21	2.02	0.41
14:5A:29:ARG:HD3	14:5A:40:CYS:SG	2.60	0.41
26:14:2:G:H21	26:14:3:U:H5	1.68	0.41
26:14:312:G:H2'	26:14:312:G:N3	2.35	0.41
26:14:922:U:H2'	26:14:923:C:C6	2.55	0.41
26:14:923:C:H2'	26:14:924:C:C6	2.55	0.41
26:14:1176:G:H2'	26:14:1177:A:N3	2.35	0.41
26:14:1239:G:N7	63:14:3826:HOH:O	2.52	0.41
26:14:1783:A:H5'	26:14:2608:G:H4'	2.02	0.41
26:14:2875:C:C4'	44:75:5:ALA:HB2	2.49	0.41
27:1J:73:A:OP2	63:1J:302:HOH:O	2.22	0.41
29:19:85:ASP:HB2	29:19:92:ILE:HG12	2.01	0.41
33:59:6:ARG:CB	33:59:66:GLY:HA2	2.47	0.41
38:15:135:PRO:O	38:15:137:LYS:HE2	2.19	0.41
39:25:88:ASN:O	39:25:90:GLN:N	2.52	0.41
40:35:80:TYR:CE1	40:35:111:ARG:HB2	2.54	0.41
41:45:41:TRP:HB3	41:45:94:VAL:HB	2.01	0.41
49:C5:15:VAL:HG12	49:C5:72:VAL:HG12	2.01	0.41
53:G5:63:VAL:HA	53:G5:66:GLU:OE1	2.20	0.41
59:M5:14:VAL:CG1	59:M5:22:VAL:HG13	2.50	0.41
1:13:158:G:C4	1:13:159:G:C8	3.08	0.41
1:13:522:C:H2'	1:13:523:A:O4'	2.21	0.41
1:13:920:U:H2'	1:13:921:U:C6	2.54	0.41
1:13:1028:C:O2	1:13:1028:C:H2'	2.19	0.41
1:13:1049:U:O2'	14:5I:2:ALA:HB3	2.20	0.41
1:13:1178:G:H21	1:13:1181:G:H8	1.63	0.41
1:13:1289:A:C8	1:13:1290:G:C8	3.08	0.41
1:13:1313:U:H5	19:AI:4:SER:HB3	1.85	0.41
2:1E:115:LEU:HD13	2:1E:145:LEU:HB2	2.01	0.41
4:3E:104:VAL:O	4:3E:107:ARG:N	2.53	0.41
5:4E:110:LEU:CD1	5:4E:118:ILE:HG21	2.51	0.41
6:5E:82:ARG:HE	6:5E:82:ARG:HB3	1.52	0.41
15:6I:69:TYR:CE1	15:6I:73:GLU:HG3	2.55	0.41
17:8I:9:VAL:O	17:8I:21:VAL:HA	2.20	0.41
24:3K:6:U:H3	24:3K:68:G:H22	1.66	0.41
24:3K:10:G:C6	24:3K:11:C:N4	2.88	0.41
26:1H:307:G:H21	26:1H:330:A:N6	2.18	0.41
26:1H:754:C:H2'	26:1H:755:C:H6	1.85	0.41
26:1H:758:C:O2'	26:1H:1981:A:N3	2.47	0.41
26:1H:884:C:O2'	26:1H:885:C:OP1	2.31	0.41
26:1H:1144:G:C6	26:1H:1145:C:C4	3.08	0.41

Continued on next page...

Continued from previous page...

Atom-1	Atom-2	Interatomic distance (Å)	Clash overlap (Å)
26:1H:1164:G:C2	26:1H:1165:U:C2	3.08	0.41
26:1H:1268:A:C2	26:1H:2013:A:C4	3.08	0.41
26:1H:1449(A):G:H2'	26:1H:1450:C:C6	2.54	0.41
26:1H:2210:G:H3'	26:1H:2211:G:N7	2.34	0.41
26:1H:2515:C:O2	26:1H:2570:G:C2	2.74	0.41
29:11:61:LEU:HA	29:11:61:LEU:HD13	1.68	0.41
29:11:98:VAL:C	29:11:100:GLY:H	2.24	0.41
33:51:83:TYR:CB	33:51:135:GLY:H	2.32	0.41
43:A8:26:LEU:O	43:A8:26:LEU:HD23	2.19	0.41
50:H8:6:LYS:HE3	50:H8:8:TYR:HE2	1.84	0.41
51:I8:67:VAL:HG12	51:I8:81:VAL:HG22	2.02	0.41
1:1G:66:G:C2	1:1G:67:C:C6	3.08	0.41
1:1G:413:G:O2'	1:1G:428:G:N2	2.53	0.41
1:1G:572:A:H5'	63:1G:1810:HOH:O	2.20	0.41
1:1G:739:C:OP1	15:6A:2:PRO:HD3	2.20	0.41
1:1G:1126:U:C5	1:1G:1281:U:C6	3.08	0.41
1:1G:1127:G:O2'	1:1G:1128:C:H5'	2.20	0.41
3:22:9:GLY:HA3	14:5A:49:HIS:HA	2.03	0.41
13:4A:56:LEU:HD23	13:4A:56:LEU:HA	1.78	0.41
20:BA:75:ASN:O	20:BA:79:ARG:HB2	2.19	0.41
20:BA:92:LEU:HA	20:BA:92:LEU:HD23	1.79	0.41
26:14:142:G:H5''	26:14:1598:C:O2'	2.19	0.41
26:14:374:A:C2	26:14:401:A:C4	3.08	0.41
26:14:495:G:N3	47:A5:61:ASN:ND2	2.67	0.41
26:14:654(C):G:H22	26:14:654(R):C:C1'	2.27	0.41
26:14:853:G:H2'	26:14:854:G:C8	2.54	0.41
26:14:992:C:OP1	45:85:47:TYR:OH	2.35	0.41
26:14:1291:C:H2'	26:14:1292:U:C6	2.56	0.41
26:14:1337:G:H2'	26:14:1338:G:C8	2.52	0.41
26:14:2130:U:O2'	26:14:2158:A:N6	2.53	0.41
26:14:2459:A:C5	26:14:2460:U:C5	3.09	0.41
29:19:43:ARG:N	29:19:43:ARG:CD	2.83	0.41
29:19:246:PRO:HD2	29:19:255:LYS:HD3	2.02	0.41
35:69:82:ARG:O	35:69:89:TYR:HD2	2.03	0.41
40:35:1:MET:HB2	40:35:5:ASP:OD2	2.19	0.41
44:75:121:ILE:O	44:75:124:ASP:HB2	2.20	0.41
45:85:86:ALA:HB2	45:85:116:ALA:HB3	2.02	0.41
1:13:134:A:H61	16:7I:25:ARG:NH1	2.18	0.41
1:13:408:A:H2'	1:13:409:G:O4'	2.20	0.41
1:13:467:G:H3'	1:13:467:G:OP2	2.19	0.41
1:13:713:G:H2'	1:13:714:G:C8	2.55	0.41

Continued on next page...

Continued from previous page...

Atom-1	Atom-2	Interatomic distance (Å)	Clash overlap (Å)
1:13:824:C:H4'	8:7E:1:MET:HB2	2.01	0.41
1:13:924:C:O2'	1:13:1502:A:N6	2.53	0.41
1:13:1100:C:H3'	63:13:2235:HOH:O	2.19	0.41
1:13:1157:A:O2'	1:13:1158:C:H5''	2.20	0.41
4:3E:162:LEU:HA	4:3E:165:MET:CB	2.50	0.41
7:6E:35:LYS:H	7:6E:35:LYS:HG3	1.68	0.41
8:7E:80:ILE:H	8:7E:80:ILE:HG12	1.54	0.41
10:1I:19:SER:O	10:1I:23:ILE:HG13	2.21	0.41
10:1I:47:PHE:CE1	14:5I:37:PHE:HE2	2.39	0.41
12:3I:8:ASN:HA	12:3I:11:VAL:HG23	2.02	0.41
15:6I:57:LEU:HA	15:6I:57:LEU:HD23	1.85	0.41
22:1K:35:I:H8	22:1K:35:I:OP1	2.03	0.41
26:1H:500:G:H22	26:1H:502:A:H3'	1.86	0.41
26:1H:918:A:O2'	27:16:96:G:N2	2.50	0.41
26:1H:1174:A:C8	26:1H:1175:U:H4'	2.55	0.41
26:1H:1182:A:H2'	26:1H:1183:G:O4'	2.20	0.41
26:1H:1263:U:C4	26:1H:1264:G:C6	3.07	0.41
26:1H:1437:C:C2	26:1H:1438:U:C5	3.08	0.41
26:1H:1696:G:C6	26:1H:1697:G:C4	3.08	0.41
26:1H:2114:A:N1	26:1H:2171:A:H2	2.17	0.41
26:1H:2505:G:H2'	26:1H:2576:G:O6	2.20	0.41
26:1H:2725:A:C4	26:1H:2727:G:C8	3.08	0.41
28:7I:41:VAL:HG22	28:7I:216:THR:HG22	2.02	0.41
31:3I:34:TRP:CA	40:78:6:LEU:HD12	2.50	0.41
33:5I:54:ARG:HH21	33:5I:62:LYS:HG2	1.85	0.41
33:5I:141:VAL:H	33:5I:141:VAL:HG23	1.59	0.41
33:5I:167:GLU:N	33:5I:167:GLU:CD	2.72	0.41
35:6I:75:LEU:HD11	35:6I:105:HIS:ND1	2.35	0.41
36:38:26:LEU:HA	36:38:112:LEU:HA	2.02	0.41
41:88:2:LEU:HB3	41:88:69:PHE:CE1	2.55	0.41
48:F8:68:ARG:O	48:F8:68:ARG:HG3	2.19	0.41
49:G8:19:LYS:HE2	49:G8:19:LYS:HB3	1.60	0.41
51:I8:23:VAL:HG13	51:I8:38:VAL:CG2	2.50	0.41
55:M8:14:ILE:HG22	55:M8:21:VAL:HB	2.01	0.41
1:1G:277:C:OP1	17:8A:41:LYS:HE3	2.21	0.41
1:1G:396:G:O2'	1:1G:398:C:OP1	2.17	0.41
1:1G:426:G:OP1	4:32:36:ARG:NH2	2.49	0.41
1:1G:596:C:H2'	1:1G:597:G:H8	1.85	0.41
1:1G:984:C:H2'	1:1G:985:C:H6	1.84	0.41
1:1G:1004:A:C2	1:1G:1024:G:C8	3.08	0.41
1:1G:1055:A:H5''	1:1G:1056:U:OP2	2.19	0.41

Continued on next page...

Continued from previous page...

Atom-1	Atom-2	Interatomic distance (Å)	Clash overlap (Å)
1:1G:1133:G:C2	1:1G:1134:G:C4	3.08	0.41
1:1G:1414:U:H2'	1:1G:1415:G:H8	1.83	0.41
1:1G:1453:G:H2'	20:BA:39:LYS:NZ	2.35	0.41
1:1G:1465:C:H2'	1:1G:1466:C:O4'	2.21	0.41
5:42:148:VAL:HG13	5:42:152:ARG:HE	1.84	0.41
7:62:62:PHE:HD1	7:62:124:LEU:HD21	1.85	0.41
7:62:142:GLU:OE1	7:62:142:GLU:N	2.53	0.41
9:82:22:GLY:HA3	9:82:60:ASP:OD2	2.20	0.41
11:2A:109:VAL:HG12	18:9A:86:VAL:HG22	2.03	0.41
19:AA:14:HIS:CE1	19:AA:15:LEU:HG	2.54	0.41
26:14:142:G:H2'	26:14:143:C:C6	2.55	0.41
26:14:282:A:C6	26:14:284:U:C2	3.08	0.41
26:14:533:G:H2'	26:14:534:U:O4'	2.20	0.41
26:14:860:U:C2	26:14:2268:A:C8	3.08	0.41
26:14:1252:G:C1'	45:85:33:ARG:HH11	2.33	0.41
26:14:1425:G:O2'	26:14:1426:G:H5'	2.19	0.41
26:14:1447:G:H1'	26:14:1545(A):A:H1'	2.03	0.41
26:14:1461:G:H2'	26:14:1462:C:C6	2.56	0.41
26:14:1636:C:P	63:14:4124:HOH:O	2.78	0.41
26:14:1814:G:C6	26:14:1815:A:C6	3.08	0.41
26:14:2028:U:H2'	26:14:2029:G:O4'	2.20	0.41
26:14:2057:A:H2'	26:14:2058:A:C8	2.56	0.41
26:14:2392:A:C8	40:35:61:ARG:HD2	2.55	0.41
26:14:2652:C:N4	26:14:2668:G:H22	2.18	0.41
27:1J:1:U:C4	27:1J:2:C:N4	2.87	0.41
27:1J:72:G:O2'	27:1J:104:A:N6	2.52	0.41
27:1J:115:G:H8	27:1J:115:G:OP2	2.03	0.41
28:79:213:TYR:OH	28:79:223:ARG:NH1	2.53	0.41
29:19:37:LEU:N	29:19:37:LEU:HD12	2.35	0.41
30:29:7:VAL:HG12	30:29:8:LYS:N	2.35	0.41
30:29:65:GLY:N	30:29:73:GLU:OE2	2.54	0.41
31:39:52:LYS:HA	31:39:56:GLU:OE2	2.21	0.41
31:39:164:ARG:HA	31:39:175:THR:OG1	2.21	0.41
32:49:117:PHE:CG	32:49:117:PHE:O	2.69	0.41
38:15:96:GLU:H	38:15:96:GLU:CD	2.21	0.41
59:M5:22:VAL:HG11	59:M5:58:ILE:HG12	2.02	0.41
1:13:672:U:H2'	1:13:673:G:C8	2.55	0.41
1:13:919:A:O2'	1:13:920:U:H5'	2.20	0.41
1:13:965:A:C2	1:13:969:A:C2	3.07	0.41
1:13:1148:U:H2'	1:13:1149:C:O4'	2.21	0.41
1:13:1286:A:H8	1:13:1287:A:H4'	1.83	0.41

Continued on next page...

Continued from previous page...

Atom-1	Atom-2	Interatomic distance (Å)	Clash overlap (Å)
11:2I:50:TYR:CD2	11:2I:54:ARG:HB2	2.56	0.41
11:2I:77:MET:HE2	11:2I:77:MET:HB2	2.00	0.41
16:7I:36:ILE:O	16:7I:36:ILE:HG13	2.20	0.41
23:2K:52:C:H2'	23:2K:53:G:O4'	2.20	0.41
26:1H:182:A:H2'	26:1H:183:C:C6	2.56	0.41
26:1H:280:C:C2	26:1H:361:G:N2	2.88	0.41
26:1H:1063:G:H21	37:48:91:PRO:HG3	1.84	0.41
26:1H:1319:G:C6	26:1H:1320:C:N4	2.88	0.41
26:1H:1818:U:O4	29:11:154:LYS:HE3	2.21	0.41
26:1H:2243:U:H2'	26:1H:2244:U:C6	2.55	0.41
26:1H:2590:A:H2'	26:1H:2591:C:C6	2.54	0.41
34:18:20:LEU:C	34:18:24:ILE:HG22	2.40	0.41
38:58:128:HIS:HB2	38:58:129:PRO:HD2	2.02	0.41
42:98:87:TYR:HD1	42:98:90:ARG:HD2	1.86	0.41
44:B8:95:ARG:HA	44:B8:95:ARG:HD2	1.83	0.41
47:E8:16:LYS:O	47:E8:19:LEU:HB2	2.21	0.41
49:G8:88:LYS:HB2	49:G8:88:LYS:HZ2	1.85	0.41
50:H8:44:PHE:CE2	50:H8:86:VAL:HG11	2.56	0.41
1:1G:111:G:O6	1:1G:330:C:N4	2.53	0.41
1:1G:637:G:H2'	1:1G:638:G:C8	2.56	0.41
1:1G:669:U:H2'	1:1G:670:G:H8	1.85	0.41
1:1G:685:G:N2	1:1G:686:U:C4	2.89	0.41
1:1G:800:G:H8	1:1G:800:G:O5'	2.03	0.41
1:1G:838:G:H1	1:1G:842:C:H1'	1.85	0.41
1:1G:1342:C:H2'	1:1G:1343:G:C8	2.55	0.41
2:12:17:PHE:CZ	2:12:44:LEU:HA	2.56	0.41
2:12:97:TRP:CZ2	2:12:101:MET:HB2	2.53	0.41
3:22:47:LEU:HA	3:22:47:LEU:HD12	1.86	0.41
4:32:31:CYS:HB2	4:32:33:MET:N	2.35	0.41
4:32:177:ASP:HB3	4:32:182:LYS:HG3	2.03	0.41
12:3A:84:LEU:HB3	12:3A:104:VAL:HG21	2.02	0.41
22:1L:6:C:N3	22:1L:68:G:N2	2.51	0.41
26:14:370:G:H4'	26:14:371:A:OP2	2.19	0.41
26:14:565:C:H4'	26:14:1253:A:C6	2.55	0.41
26:14:813:U:H2'	26:14:814:C:C6	2.56	0.41
26:14:1000:A:C6	26:14:1001:A:C6	3.08	0.41
26:14:1709:U:H2'	26:14:1710:C:C6	2.56	0.41
26:14:1992:G:C8	26:14:1992:G:O5'	2.74	0.41
27:1J:87:G:H3'	27:1J:88:C:H6	1.84	0.41
29:19:132:PRO:HD3	29:19:190:TYR:CZ	2.54	0.41
31:39:34:TRP:CE2	40:35:8:PRO:HD3	2.55	0.41

Continued on next page...

Continued from previous page...

Atom-1	Atom-2	Interatomic distance (Å)	Clash overlap (Å)
32:49:60:LEU:HD13	32:49:68:PRO:CB	2.50	0.41
35:69:27:ARG:HB2	52:F5:71:TYR:OH	2.20	0.41
39:25:120:GLU:OE2	39:25:122:LEU:HD21	2.19	0.41
40:35:57:THR:O	40:35:59:LEU:N	2.53	0.41
40:35:71:VAL:HG12	40:35:72:PRO:HD3	2.02	0.41
40:35:122:PRO:CB	40:35:141:ALA:HB1	2.51	0.41
42:55:79:LEU:O	42:55:79:LEU:HD22	2.20	0.41
44:75:23:ARG:HB2	44:75:24:PRO:HD2	2.02	0.41
45:85:91:ASP:OD1	45:85:96:ALA:HB2	2.21	0.41
46:95:27:ALA:HB1	46:95:61:VAL:HG21	2.02	0.41
46:95:35:LEU:C	46:95:37:VAL:HG13	2.41	0.41
47:A5:23:LEU:HD12	47:A5:23:LEU:HA	1.74	0.41
48:B5:27:THR:HA	48:B5:79:ALA:O	2.20	0.41
52:F5:64:ALA:HA	52:F5:67:ILE:HG12	2.03	0.41
59:M5:23:VAL:HG23	59:M5:48:PHE:O	2.19	0.41
1:13:452:A:H1'	16:7I:72:ARG:HH12	1.85	0.41
1:13:562:C:H1'	12:3I:15:ARG:HD2	2.03	0.41
1:13:1098:C:C2	1:13:1099:G:C8	3.09	0.41
1:13:1217:C:P	14:5I:9:LYS:HZ3	2.43	0.41
1:13:1313:U:P	19:AI:6:LYS:HB3	2.61	0.41
5:4E:10:MET:HE3	5:4E:32:VAL:HG22	2.01	0.41
22:1K:58:G:C2'	22:1K:59:A:H5'	2.50	0.41
26:1H:273(A):G:C2	26:1H:364:C:N3	2.89	0.41
26:1H:336:C:H5''	49:G8:6:HIS:CD2	2.55	0.41
26:1H:993:G:C4	26:1H:994:C:C5	3.08	0.41
26:1H:1075:C:H6	26:1H:1075:C:O5'	2.03	0.41
26:1H:1515:C:H2'	26:1H:1516:U:C6	2.56	0.41
26:1H:1537:C:H42	26:1H:1538:G:H21	1.68	0.41
26:1H:1628:G:H2'	26:1H:1629:U:C6	2.55	0.41
26:1H:1906:G:C8	26:1H:1929:G:H2'	2.55	0.41
26:1H:2138:C:H3'	26:1H:2139:C:H5''	2.03	0.41
26:1H:2259:G:C2	26:1H:2282:G:C6	3.09	0.41
26:1H:2439:A:H5'	26:1H:2439:A:C8	2.56	0.41
26:1H:2675:A:H4'	39:68:29:ASN:ND2	2.35	0.41
26:1H:2818:G:N2	26:1H:2829:C:C2	2.89	0.41
26:1H:2851:A:C6	26:1H:2852:G:C5	3.09	0.41
30:21:52:LEU:HD12	30:21:52:LEU:HA	1.76	0.41
30:21:61:ARG:HB3	30:21:61:ARG:HH11	1.86	0.41
31:31:103:LYS:HA	31:31:106:ARG:HG3	2.02	0.41
36:38:59:ILE:HG13	36:38:60:ARG:N	2.36	0.41
38:58:10:GLU:CD	38:58:10:GLU:H	2.24	0.41

Continued on next page...

Continued from previous page...

Atom-1	Atom-2	Interatomic distance (Å)	Clash overlap (Å)
41:88:116:GLU:CD	41:88:119:ARG:HH21	2.22	0.41
46:D8:35:LEU:HA	46:D8:35:LEU:HD23	1.63	0.41
54:L8:28:LEU:HA	54:L8:33:GLN:OE1	2.20	0.41
55:M8:36:CYS:SG	55:M8:38:LYS:N	2.93	0.41
57:O8:27:LYS:O	57:O8:28:ARG:HD2	2.20	0.41
1:1G:191:G:C6	1:1G:192:U:C4	3.09	0.41
1:1G:711:G:O2'	1:1G:712:A:H5'	2.20	0.41
1:1G:811:C:N4	63:1G:1908:HOH:O	2.52	0.41
1:1G:1153:C:P	10:1A:13:HIS:HE1	2.44	0.41
2:12:63:MET:CG	2:12:225:ALA:HB1	2.45	0.41
2:12:145:LEU:CD1	2:12:149:LEU:HD12	2.50	0.41
7:62:38:LEU:HD22	7:62:42:ILE:HD11	2.03	0.41
13:4A:83:ASP:CG	13:4A:84:ILE:N	2.73	0.41
23:2L:52:C:H2'	23:2L:53:G:O4'	2.21	0.41
24:3L:74:A:H5''	24:3L:74:A:C8	2.56	0.41
26:14:539:G:H1	26:14:554:U:H3	1.67	0.41
26:14:574:C:H1'	26:14:2055:C:C6	2.56	0.41
26:14:620:G:H4'	26:14:621:A:H5''	2.03	0.41
26:14:1684:C:C2	26:14:1705:G:N2	2.88	0.41
26:14:1786:A:H4'	26:14:1787:A:OP2	2.20	0.41
26:14:1788:C:C2	26:14:1789:A:C8	3.08	0.41
26:14:2027:G:O6	63:14:3775:HOH:O	2.22	0.41
26:14:2104:G:N2	26:14:2186:G:C2	2.89	0.41
26:14:2132:U:O2	28:79:8:ARG:NH1	2.54	0.41
27:1J:19:G:H2'	27:1J:20:C:O4'	2.20	0.41
32:49:64:THR:HB	32:49:94:LEU:HD21	2.03	0.41
32:49:96:ARG:C	32:49:98:ARG:H	2.23	0.41
35:69:2:LYS:HB3	35:69:2:LYS:HE3	1.86	0.41
35:69:140:LEU:HD13	35:69:140:LEU:HA	1.83	0.41
39:25:111:PHE:HB3	39:25:114:ILE:HG13	2.02	0.41
40:35:146:VAL:HG13	40:35:147:LEU:N	2.36	0.41
45:85:25:TRP:CD1	45:85:25:TRP:C	2.94	0.41
45:85:97:ASP:OD1	45:85:98:LEU:N	2.53	0.41
46:95:98:GLU:OE2	46:95:100:ARG:NH1	2.53	0.41
50:D5:29:TYR:HA	50:D5:33:LEU:O	2.20	0.41
1:13:474:G:H2'	1:13:475:G:C8	2.55	0.41
1:13:828:A:C5	1:13:859:A:C8	3.08	0.41
1:13:1002:G:C6	1:13:1003:G:C4	3.08	0.41
1:13:1207:G:H2'	1:13:1208:C:H6	1.86	0.41
1:13:1284:C:H3'	1:13:1285:A:C8	2.55	0.41
1:13:1329:A:OP1	13:4I:29:ARG:HB2	2.20	0.41

Continued on next page...

Continued from previous page...

Atom-1	Atom-2	Interatomic distance (Å)	Clash overlap (Å)
3:2E:14:ILE:O	3:2E:16:ARG:N	2.54	0.41
5:4E:6:PHE:CE1	5:4E:36:ASP:HB3	2.56	0.41
7:6E:65:ALA:HB2	7:6E:128:ALA:HB2	2.02	0.41
8:7E:27:PRO:HG3	8:7E:58:TYR:CE1	2.56	0.41
8:7E:33:GLU:HA	8:7E:36:LEU:HD12	2.03	0.41
17:8I:67:LYS:O	17:8I:68:ARG:HB3	2.20	0.41
20:BI:89:ARG:HH21	20:BI:104:LEU:HD11	1.86	0.41
22:1K:50:G:O2'	22:1K:51:G:H5'	2.20	0.41
26:1H:38:A:H2'	26:1H:39:C:C6	2.54	0.41
26:1H:198:C:H5'	26:1H:2244:U:OP1	2.20	0.41
26:1H:274:G:H8	26:1H:274:G:H3'	1.85	0.41
26:1H:340:A:H2'	26:1H:341:G:O4'	2.20	0.41
26:1H:459:U:H2'	26:1H:460:A:H8	1.85	0.41
26:1H:810:U:P	63:1H:4165:HOH:O	2.78	0.41
26:1H:881:G:H3'	26:1H:882:G:O4'	2.20	0.41
26:1H:1547:C:H2'	26:1H:1548:C:H6	1.86	0.41
26:1H:2147:G:N7	26:1H:2148:G:H1'	2.35	0.41
26:1H:2272:U:H5''	26:1H:2273:A:OP1	2.20	0.41
26:1H:2374:C:H42	26:1H:2379:G:H1	1.68	0.41
26:1H:2805:G:N2	26:1H:2807:G:C2	2.89	0.41
29:11:68:LYS:HD3	29:11:70:TRP:CH2	2.55	0.41
30:21:87:GLU:H	30:21:87:GLU:CD	2.21	0.41
30:21:111:ARG:H	30:21:111:ARG:HG2	1.34	0.41
30:21:120:TRP:CE3	30:21:155:LYS:HG2	2.55	0.41
31:31:133:ASN:HA	31:31:162:LEU:HD22	2.02	0.41
43:A8:111:GLU:O	43:A8:112:PHE:HD1	2.03	0.41
45:C8:90:VAL:HG22	46:D8:39:LEU:HB3	2.01	0.41
46:D8:52:VAL:O	46:D8:52:VAL:CG2	2.68	0.41
47:E8:71:VAL:HA	47:E8:107:LEU:HD12	2.03	0.41
48:F8:9:LEU:HB2	48:F8:29:TRP:O	2.20	0.41
49:G8:49:VAL:HG21	49:G8:55:TYR:CE2	2.55	0.41
50:H8:104:PHE:HA	50:H8:139:VAL:HB	2.01	0.41
53:K8:37:PHE:H	53:K8:37:PHE:HD1	1.68	0.41
1:1G:246:A:C4	1:1G:279:A:N6	2.89	0.41
1:1G:578:C:O4'	1:1G:729:A:H1'	2.20	0.41
1:1G:718:G:H5'	11:2A:117:ASN:ND2	2.36	0.41
1:1G:720:C:H5''	18:9A:52:PRO:HA	2.02	0.41
1:1G:779:C:H2'	1:1G:780:A:O4'	2.20	0.41
1:1G:1053:G:O6	1:1G:1199:U:H2'	2.19	0.41
1:1G:1157:A:O4'	1:1G:1158:C:C5	2.74	0.41
1:1G:1324:A:C4'	1:1G:1362:C:H4'	2.50	0.41

Continued on next page...

Continued from previous page...

Atom-1	Atom-2	Interatomic distance (Å)	Clash overlap (Å)
2:12:61:LEU:HD23	2:12:68:ILE:HD11	2.01	0.41
2:12:144:ARG:HH21	2:12:148:TYR:HD2	1.67	0.41
6:52:10:LEU:HB2	6:52:59:TYR:HB3	2.02	0.41
7:62:62:PHE:HA	7:62:124:LEU:HD23	2.02	0.41
9:82:107:ARG:H	9:82:107:ARG:HG3	1.55	0.41
12:3A:76:ASN:C	12:3A:77:LEU:HD23	2.41	0.41
13:4A:36:LYS:HD2	13:4A:59:TYR:OH	2.21	0.41
16:7A:53:VAL:O	16:7A:57:ARG:HG3	2.19	0.41
20:BA:23:ARG:HH22	20:BA:27:LYS:HD2	1.86	0.41
22:1L:23:G:O2'	22:1L:24:A:OP1	2.28	0.41
24:3L:71:U:H2'	24:3L:72:G:O4'	2.20	0.41
26:14:59:U:O2'	26:14:73:A:H2'	2.20	0.41
26:14:142:G:H2'	26:14:143:C:H6	1.84	0.41
26:14:189:G:P	52:F5:39:LYS:HE2	2.61	0.41
26:14:309:G:O3'	49:C5:18:GLY:HA3	2.21	0.41
26:14:1085:A:O2'	26:14:1086:A:OP1	2.34	0.41
26:14:1378:A:O2'	26:14:1379:A:H3'	2.21	0.41
26:14:1525:G:C2	26:14:1526:G:C4	3.08	0.41
26:14:1894:C:O2'	26:14:1895:C:H5'	2.21	0.41
26:14:2005:A:H5''	63:14:4066:HOH:O	2.19	0.41
26:14:2426:A:H3'	26:14:2427:C:H5'	2.02	0.41
26:14:2584:U:C5	26:14:2585:U:C5	3.08	0.41
26:14:2761:G:H1'	33:59:143:GLN:OE1	2.21	0.41
26:14:2850:A:C2	26:14:2851:A:C4	3.08	0.41
27:1J:11:C:OP2	27:1J:12:C:N4	2.33	0.41
27:1J:13:A:O2'	27:1J:14:U:H3'	2.21	0.41
28:79:10:LEU:HD21	28:79:34:THR:OG1	2.20	0.41
29:19:65:ILE:HG21	29:19:65:ILE:HD13	1.77	0.41
32:49:53:LEU:HD12	32:49:53:LEU:O	2.21	0.41
33:59:30:LYS:HB2	33:59:79:VAL:CA	2.49	0.41
33:59:149:ARG:HE	33:59:154:PRO:HB2	1.85	0.41
35:69:107:VAL:HG12	35:69:109:ILE:HG23	2.03	0.41
40:35:19:VAL:HG13	40:35:21:ARG:N	2.36	0.41
42:55:80:PHE:O	42:55:84:ALA:HB3	2.20	0.41
47:A5:45:TYR:CZ	47:A5:49:LYS:HD2	2.55	0.41
52:F5:46:LEU:HD12	52:F5:46:LEU:HA	1.80	0.41
1:13:510:A:P	63:13:1933:HOH:O	2.74	0.41
1:13:645:C:P	63:13:1985:HOH:O	2.79	0.41
1:13:672:U:H2'	1:13:673:G:H8	1.86	0.41
1:13:703:G:O5'	1:13:703:G:C8	2.73	0.41
1:13:1001:G:C6	1:13:1002:G:N7	2.89	0.41

Continued on next page...

Continued from previous page...

Atom-1	Atom-2	Interatomic distance (Å)	Clash overlap (Å)
1:13:1038:C:C2'	1:13:1039:C:H5'	2.51	0.41
1:13:1139:G:H22	1:13:1143:G:H1	1.69	0.41
1:13:1452:C:O2'	1:13:1453:G:OP2	2.22	0.41
2:1E:156:LYS:HD3	2:1E:156:LYS:HA	1.73	0.41
13:4I:15:VAL:HB	13:4I:41:PRO:O	2.21	0.41
14:5I:19:ARG:O	14:5I:20:ALA:C	2.58	0.41
17:8I:48:GLU:O	17:8I:50:LYS:HG3	2.19	0.41
17:8I:100:LYS:HB3	17:8I:101:ARG:NH1	2.34	0.41
26:1H:244:A:H4'	40:78:74:GLU:HB2	2.03	0.41
26:1H:363:G:O2'	26:1H:363(A):A:H5'	2.19	0.41
26:1H:425:G:H2'	26:1H:426:C:H6	1.86	0.41
26:1H:517:C:OP1	56:N8:16:ARG:NH2	2.47	0.41
26:1H:573:G:O2'	26:1H:574:C:H3'	2.20	0.41
26:1H:686:G:N2	26:1H:788:A:H61	2.19	0.41
26:1H:888:C:H5''	26:1H:889:C:H5	1.80	0.41
26:1H:1120:G:H2'	26:1H:1121:C:O4'	2.21	0.41
26:1H:2003:G:H2'	26:1H:2004:G:O5'	2.21	0.41
26:1H:2176:A:O2'	26:1H:2177:C:H5'	2.20	0.41
26:1H:2688:U:H1'	26:1H:2721:A:N6	2.35	0.41
26:1H:2795:G:H2'	26:1H:2798:C:H5''	2.02	0.41
26:1H:2830:G:H8	26:1H:2830:G:H5''	1.85	0.41
27:16:24:G:N1	27:16:56:G:N2	2.69	0.41
32:41:113:ARG:HD3	32:41:140:ILE:O	2.21	0.41
34:18:22:GLN:HG3	36:38:139:VAL:O	2.20	0.41
42:98:118:GLU:OE1	42:98:118:GLU:HA	2.20	0.41
49:G8:12:THR:O	49:G8:75:ILE:HB	2.20	0.41
49:G8:42:VAL:CG2	49:G8:43:ASN:N	2.84	0.41
50:H8:46:LYS:HE2	50:H8:47:VAL:HG23	2.02	0.41
55:M8:35:VAL:O	55:M8:35:VAL:HG12	2.21	0.41
1:1G:87:A:C6	1:1G:88:C:N3	2.89	0.41
1:1G:147:G:H1	1:1G:175:C:N4	2.14	0.41
1:1G:531:U:H4'	1:1G:532:A:OP1	2.21	0.41
1:1G:849:C:H2'	1:1G:850:U:O4'	2.21	0.41
1:1G:1086:U:O5'	1:1G:1086:U:H6	2.03	0.41
1:1G:1250:A:OP1	9:82:67:GLY:N	2.50	0.41
1:1G:1272:G:H8	1:1G:1272:G:O5'	2.04	0.41
1:1G:1298:C:O2'	1:1G:1299:A:OP2	2.36	0.41
3:22:134:ILE:HD13	3:22:134:ILE:HA	1.83	0.41
4:32:13:ARG:HD2	4:32:38:TYR:O	2.21	0.41
9:82:48:GLU:HG2	9:82:101:PHE:CE2	2.55	0.41
11:2A:21:ILE:HA	11:2A:30:VAL:HG12	2.02	0.41

Continued on next page...

Continued from previous page...

Atom-1	Atom-2	Interatomic distance (Å)	Clash overlap (Å)
11:2A:57:THR:HG22	11:2A:59:TYR:N	2.34	0.41
11:2A:86:GLY:H	11:2A:112:THR:HG23	1.86	0.41
13:4A:54:VAL:O	13:4A:58:GLU:HB3	2.21	0.41
16:7A:74:LEU:HD23	16:7A:74:LEU:HA	1.68	0.41
25:4L:19:C:OP1	63:4L:201:HOH:O	2.22	0.41
26:14:140:A:H8	26:14:1408:C:HO2'	1.61	0.41
26:14:492:A:H2'	26:14:493:G:O4'	2.20	0.41
26:14:513:A:C2	26:14:514:A:C5	3.09	0.41
26:14:635:C:H2'	26:14:636:G:O4'	2.21	0.41
26:14:817:C:H2'	26:14:818:G:O4'	2.20	0.41
26:14:971:C:H3'	26:14:971:C:C6	2.56	0.41
26:14:1060:U:O2	26:14:1088:A:H8	2.04	0.41
26:14:1164:G:C2	26:14:1165:U:C2	3.09	0.41
26:14:1187:G:P	63:14:3798:HOH:O	2.75	0.41
26:14:2016:U:H1'	56:J5:6:VAL:HG13	2.03	0.41
26:14:2257:U:O2'	26:14:2258:C:H5'	2.21	0.41
26:14:2324:C:H5''	26:14:2325:G:H5'	2.02	0.41
26:14:2581:G:C6	26:14:2610:C:C2	3.09	0.41
27:1J:3:C:H42	27:1J:117:G:H22	1.69	0.41
27:1J:63:G:H2'	27:1J:64:C:C6	2.55	0.41
27:1J:66:A:C2	27:1J:108:C:C4	3.09	0.41
29:19:68:LYS:HB3	29:19:70:TRP:CZ3	2.56	0.41
29:19:263:ARG:HE	29:19:263:ARG:HB2	1.44	0.41
31:39:110:LEU:O	31:39:114:VAL:HG23	2.21	0.41
32:49:96:ARG:HE	32:49:96:ARG:HB3	1.35	0.41
32:49:180:PHE:HB3	32:49:181:ARG:HH21	1.85	0.41
35:69:121:LYS:HD2	35:69:121:LYS:HA	1.83	0.41
40:35:78:PRO:HA	40:35:110:TYR:CD2	2.56	0.41
43:65:39:ILE:HD13	43:65:39:ILE:HA	1.96	0.41
44:75:113:LYS:HA	44:75:113:LYS:HD2	1.86	0.41
45:85:74:LEU:HD13	45:85:79:PHE:HB2	2.03	0.41
49:C5:49:VAL:O	49:C5:49:VAL:HG22	2.19	0.41
51:E5:21:LEU:HD11	51:E5:41:ARG:HH11	1.85	0.41
1:13:200:G:H2'	1:13:201:C:O4'	2.20	0.41
1:13:221:C:H2'	1:13:222:U:C6	2.54	0.41
1:13:450:G:N7	1:13:481:G:C6	2.89	0.41
1:13:600:C:OP1	8:7E:97:VAL:HG12	2.20	0.41
1:13:1228:C:H5'	13:4I:115:LYS:H	1.86	0.41
1:13:1240:U:OP2	7:6E:116:ALA:N	2.54	0.41
1:13:1525:G:O6	63:13:1968:HOH:O	2.21	0.41
3:2E:17:ASP:O	3:2E:54:ARG:NH2	2.54	0.41

Continued on next page...

Continued from previous page...

Atom-1	Atom-2	Interatomic distance (Å)	Clash overlap (Å)
8:7E:77:GLU:HG2	8:7E:78:GLN:O	2.20	0.41
19:AI:42:PRO:O	19:AI:44:MET:N	2.54	0.41
22:1K:75:C:H42	26:1H:2508:G:H5'	1.85	0.41
23:2K:2:G:C2	23:2K:3:C:C5	3.09	0.41
24:3K:54:G:H2'	24:3K:55:U:H5'	2.02	0.41
26:1H:270(G):C:H2'	26:1H:270(H):C:H6	1.82	0.41
26:1H:515:A:H1'	26:1H:581:C:H1'	2.03	0.41
26:1H:625:G:N7	40:78:107:LYS:NZ	2.61	0.41
26:1H:795:C:H2'	26:1H:796:C:C6	2.55	0.41
26:1H:1346:G:H2'	26:1H:1347:G:H8	1.85	0.41
26:1H:1497:U:H3'	26:1H:1498:C:H6	1.85	0.41
26:1H:1530:G:C5	26:1H:1531:C:C4	3.09	0.41
26:1H:1732:A:H2'	26:1H:1733:G:C8	2.56	0.41
26:1H:1826:G:H2'	26:1H:1827:C:O4'	2.21	0.41
26:1H:2747:G:O6	26:1H:2755:C:H5''	2.20	0.41
29:11:129:ASN:O	29:11:193:VAL:HG13	2.20	0.41
37:48:75:SER:O	37:48:79:ARG:HG2	2.21	0.41
38:58:86:PRO:HG2	38:58:89:LYS:HB2	2.03	0.41
44:B8:107:ASP:H	44:B8:110:ILE:CG2	2.34	0.41
45:C8:50:ARG:NH2	46:D8:72:VAL:HG23	2.34	0.41
54:L8:26:LEU:HD21	54:L8:46:ASN:CB	2.51	0.41
1:1G:110:C:H2'	1:1G:111:G:O4'	2.19	0.41
1:1G:243:A:C2	1:1G:245:C:C2	3.09	0.41
1:1G:272:C:C2	1:1G:273:A:C8	3.08	0.41
1:1G:1312:G:H2'	1:1G:1313:U:O4'	2.21	0.41
1:1G:1386:G:O2'	1:1G:1387:G:H5'	2.21	0.41
6:52:19:LEU:HD21	6:52:59:TYR:CE2	2.55	0.41
7:62:143:ARG:NH1	24:3L:42:G:OP1	2.54	0.41
12:3A:26:ALA:O	12:3A:27:LEU:HB3	2.19	0.41
13:4A:53:VAL:O	13:4A:56:LEU:N	2.54	0.41
13:4A:96:LEU:O	13:4A:110:ARG:NE	2.52	0.41
15:6A:32:LEU:HD13	15:6A:62:GLN:HB3	2.03	0.41
16:7A:56:ALA:O	16:7A:60:LEU:HG	2.20	0.41
16:7A:74:LEU:O	16:7A:79:VAL:HG23	2.21	0.41
25:4L:14:A:H2'	25:4L:14:A:N3	2.35	0.41
26:14:235:U:H2'	26:14:236:C:C6	2.56	0.41
26:14:263:C:H2'	26:14:264:C:O4'	2.20	0.41
26:14:341:G:C4	26:14:342:G:C8	3.09	0.41
26:14:410:G:H2'	63:14:3742:HOH:O	2.21	0.41
26:14:419:C:H2'	26:14:420:C:O4'	2.20	0.41
26:14:1044:G:H2'	26:14:1045:A:H5''	2.03	0.41

Continued on next page...

Continued from previous page...

Atom-1	Atom-2	Interatomic distance (Å)	Clash overlap (Å)
26:14:1059:G:H3'	26:14:1060:U:H2'	2.01	0.41
26:14:1332:G:N2	26:14:1609:A:H2'	2.35	0.41
26:14:2018:G:P	56:J5:9:LYS:HZ3	2.44	0.41
26:14:2085:C:H2'	26:14:2086:U:O4'	2.21	0.41
26:14:2319:G:N1	26:14:2334:G:OP2	2.53	0.41
26:14:2557:G:H2'	26:14:2558:C:H6	1.85	0.41
29:19:92:ILE:HD12	29:19:104:TYR:CD1	2.55	0.41
30:29:56:PRO:HD2	30:29:58:ARG:CZ	2.51	0.41
31:39:31:HIS:O	31:39:31:HIS:CG	2.74	0.41
31:39:176:LEU:HD12	31:39:176:LEU:HA	1.78	0.41
33:59:149:ARG:HA	33:59:162:ILE:HG21	2.03	0.41
35:69:63:ALA:O	35:69:66:GLU:HB2	2.21	0.41
35:69:65:ALA:O	35:69:69:LYS:N	2.53	0.41
38:15:34:LEU:HD12	38:15:34:LEU:HA	1.81	0.41
39:25:44:LYS:O	39:25:45:GLU:HG3	2.21	0.41
40:35:88:LEU:HB2	40:35:91:PHE:HE1	1.85	0.41
45:85:17:ILE:HG23	45:85:39:LEU:HD12	2.03	0.41
49:C5:40:GLU:N	49:C5:40:GLU:OE2	2.54	0.41
49:C5:43:ASN:HB3	49:C5:64:GLU:HA	2.02	0.41
52:F5:17:SER:HB2	63:F5:203:HOH:O	2.20	0.41
53:G5:37:PHE:O	53:G5:41:ILE:HG12	2.21	0.41
1:13:27:G:C5	1:13:557:G:C2	3.09	0.41
1:13:34:C:H2'	1:13:35:G:C8	2.56	0.41
1:13:131:C:O2	1:13:131:C:H2'	2.21	0.41
1:13:134:A:H1'	1:13:325:A:C5	2.56	0.41
1:13:148:G:C2	1:13:149:A:C5	3.08	0.41
1:13:246:A:C6	1:13:279:A:C2	3.09	0.41
1:13:376:G:H5''	16:7I:5:ARG:HD2	2.02	0.41
1:13:454:C:H3'	1:13:455:C:H5	1.82	0.41
1:13:509:A:OP2	63:13:1965:HOH:O	2.21	0.41
1:13:606:G:O2'	1:13:632:A:N6	2.47	0.41
1:13:651:C:H2'	1:13:652:U:C6	2.56	0.41
1:13:1068:G:N7	1:13:1094:G:H2'	2.36	0.41
1:13:1084:G:C5	1:13:1085:U:C4	3.08	0.41
1:13:1099:G:H2'	1:13:1100:C:C6	2.56	0.41
1:13:1103:C:OP1	63:13:1969:HOH:O	2.22	0.41
1:13:1190:G:H5''	3:2E:176:HIS:CE1	2.56	0.41
1:13:1408:A:C5	1:13:1409:C:C5	3.09	0.41
2:1E:20:GLU:O	2:1E:40:HIS:HD2	2.04	0.41
2:1E:98:LEU:HB2	2:1E:101:MET:HG3	2.01	0.41
3:2E:11:ARG:O	3:2E:14:ILE:N	2.52	0.41

Continued on next page...

Continued from previous page...

Atom-1	Atom-2	Interatomic distance (Å)	Clash overlap (Å)
4:3E:82:ALA:O	4:3E:89:THR:HA	2.19	0.41
5:4E:11:ILE:HG12	5:4E:31:LEU:HB3	2.02	0.41
15:6I:26:GLU:H	15:6I:26:GLU:HG2	1.31	0.41
15:6I:82:ILE:O	15:6I:85:LEU:N	2.49	0.41
19:AI:6:LYS:HA	19:AI:6:LYS:HD2	1.73	0.41
19:AI:41:VAL:HG12	19:AI:44:MET:CB	2.43	0.41
20:BI:45:GLN:HG3	20:BI:91:LEU:HD22	2.02	0.41
22:1K:9:A:H61	22:1K:23:G:H3'	1.86	0.41
24:3K:57:C:H2'	24:3K:58:G:H8	1.84	0.41
26:1H:35:G:H2'	26:1H:36:G:O4'	2.20	0.41
26:1H:140:A:C8	26:1H:1408:C:O2'	2.70	0.41
26:1H:270(V):G:H2'	26:1H:270(W):G:O4'	2.21	0.41
26:1H:415:A:H2'	26:1H:416:C:O4'	2.19	0.41
26:1H:447:A:C8	26:1H:473:G:C6	3.09	0.41
26:1H:448:U:O4	26:1H:583:G:H1'	2.21	0.41
26:1H:501:A:O5'	26:1H:501:A:H8	2.04	0.41
26:1H:695:G:OP1	26:1H:1380:G:O2'	2.38	0.41
26:1H:729:G:C4	26:1H:1775:U:C2	3.08	0.41
26:1H:911:A:H2'	41:88:9:TYR:OH	2.20	0.41
26:1H:1027:A:C2	26:1H:2488:A:H5'	2.56	0.41
26:1H:1045:A:H1'	26:1H:1047:G:C2	2.56	0.41
26:1H:1437:C:H2'	26:1H:1438:U:C6	2.55	0.41
26:1H:1494:A:H2'	26:1H:1495:A:C8	2.56	0.41
26:1H:1625:C:H5''	26:1H:1626:G:OP2	2.21	0.41
26:1H:1644:C:H2'	26:1H:1645:G:H5'	2.03	0.41
26:1H:1686:C:H2'	26:1H:1687:G:O4'	2.20	0.41
26:1H:1697:G:OP2	26:1H:1698:A:O2'	2.20	0.41
26:1H:1820:U:O2	29:11:202:LYS:HB3	2.20	0.41
26:1H:1830:C:C2'	26:1H:1831:G:H5'	2.51	0.41
26:1H:2138:C:O2	26:1H:2154:G:N2	2.54	0.41
26:1H:2275:C:O2'	41:88:85:LYS:HA	2.21	0.41
26:1H:2311:A:H1'	32:41:88:ILE:HD13	2.03	0.41
26:1H:2766:G:C2	26:1H:2767:C:C6	3.08	0.41
27:16:24:G:C2	27:16:56:G:N2	2.89	0.41
28:71:46:LYS:O	28:71:210:ARG:HB2	2.21	0.41
29:11:29:PRO:HG2	29:11:30:GLU:HA	2.03	0.41
29:11:71:ASP:OD1	29:11:71:ASP:N	2.49	0.41
30:21:49:LEU:HD12	30:21:49:LEU:HA	1.67	0.41
32:41:91:ARG:HD2	32:41:91:ARG:C	2.42	0.41
33:51:107:VAL:HG21	33:51:152:ARG:HB2	2.03	0.41
35:61:33:ARG:HB2	35:61:35:LEU:CD2	2.50	0.41

Continued on next page...

Continued from previous page...

Atom-1	Atom-2	Interatomic distance (Å)	Clash overlap (Å)
35:61:124:GLY:H	35:61:142:VAL:CG2	2.32	0.41
34:28:3:LEU:O	34:28:7:ARG:HB2	2.21	0.41
39:68:7:TYR:CZ	39:68:44:LYS:HG3	2.56	0.41
40:78:100:LEU:HD12	40:78:105:LEU:HD13	2.03	0.41
45:C8:112:ARG:HG2	45:C8:112:ARG:HH11	1.86	0.41
46:D8:16:PRO:HA	46:D8:96:ILE:HG22	2.03	0.41
50:H8:108:PRO:CB	50:H8:113:ALA:H	2.34	0.41
50:H8:109:ALA:H	50:H8:112:ARG:CG	2.34	0.41
53:K8:33:MET:O	53:K8:37:PHE:HD1	2.03	0.41
56:N8:36:CYS:SG	56:N8:37:LYS:N	2.93	0.41
57:O8:35:GLU:HB2	57:O8:51:GLU:HB2	2.02	0.41
58:P8:15:THR:HG22	58:P8:16:HIS:CE1	2.56	0.41
1:1G:176:C:O2'	1:1G:177:C:H5'	2.20	0.41
1:1G:189:U:O2'	17:8A:63:ARG:NH2	2.54	0.41
1:1G:257:G:H2'	1:1G:258:G:H8	1.86	0.41
1:1G:706:A:H1'	11:2A:31:THR:HG21	2.02	0.41
1:1G:842:C:H4'	1:1G:848:C:C2	2.55	0.41
1:1G:918:A:H2'	1:1G:919:A:O4'	2.21	0.41
1:1G:991:U:C5	1:1G:1212:U:H1'	2.56	0.41
1:1G:998(A):C:H2'	1:1G:999:U:O4'	2.21	0.41
1:1G:1250:A:H4'	9:82:68:GLY:N	2.31	0.41
1:1G:1354:C:H3'	1:1G:1354:C:C6	2.55	0.41
1:1G:1382:C:O2'	24:3L:35:A:N7	2.51	0.41
2:12:74:LYS:O	2:12:78:GLN:HB2	2.20	0.41
2:12:140:HIS:O	2:12:143:GLU:HB3	2.21	0.41
2:12:174:VAL:HG13	2:12:184:VAL:HG11	2.03	0.41
2:12:189:ASP:HB3	2:12:203:GLY:O	2.21	0.41
4:32:13:ARG:HB3	4:32:38:TYR:O	2.21	0.41
4:32:15:GLU:OE2	4:32:63:LYS:HD3	2.20	0.41
4:32:88:VAL:HG22	5:42:96:PRO:HB2	2.03	0.41
5:42:10:MET:HE2	5:42:10:MET:HB3	1.85	0.41
5:42:93:PRO:HG2	8:72:105:ARG:NE	2.36	0.41
8:72:97:VAL:HA	8:72:100:ILE:HD11	2.02	0.41
9:82:83:ARG:HA	9:82:86:VAL:HB	2.02	0.41
10:1A:54:PHE:CE2	10:1A:55:LYS:HG3	2.56	0.41
13:4A:81:LEU:HD21	13:4A:88:ARG:NH2	2.36	0.41
16:7A:43:LYS:HD3	16:7A:48:TRP:CE2	2.55	0.41
19:AA:74:PHE:CD1	19:AA:74:PHE:N	2.89	0.41
20:BA:50:GLU:HA	20:BA:100:ILE:HG21	2.02	0.41
22:1L:76:C:H2'	22:1L:77:A:C8	2.56	0.41
26:14:28:A:O2'	26:14:583:G:H5'	2.21	0.41

Continued on next page...

Continued from previous page...

Atom-1	Atom-2	Interatomic distance (Å)	Clash overlap (Å)
26:14:51:G:N3	26:14:119:A:C2	2.89	0.41
26:14:64:A:O3'	48:B5:71:GLY:HA3	2.21	0.41
26:14:139:G:N2	26:14:141:A:N1	2.67	0.41
26:14:447:A:C8	26:14:473:G:C6	3.08	0.41
26:14:680:G:C8	63:14:4042:HOH:O	2.71	0.41
26:14:686:G:OP1	58:L5:11:LYS:HE2	2.21	0.41
26:14:789:A:H3'	63:14:3778:HOH:O	2.21	0.41
26:14:835:A:N6	26:14:836:G:C6	2.88	0.41
26:14:875:G:N2	26:14:903:C:C2	2.89	0.41
26:14:1000:A:N6	26:14:1155:A:C8	2.89	0.41
26:14:1011:G:O2'	26:14:1013:C:O4'	2.32	0.41
26:14:1022:G:N2	26:14:1142(A):A:H2	2.13	0.41
26:14:1063:G:C2	26:14:1076:C:C2	3.08	0.41
26:14:1154:G:OP1	45:85:58:ARG:HD3	2.20	0.41
26:14:1366:A:C2	26:14:1367:A:H1'	2.56	0.41
26:14:1420:U:HO2'	26:14:1421:G:P	2.44	0.41
26:14:1668:A:H4'	26:14:1669:A:O5'	2.21	0.41
26:14:1716:U:H1'	26:14:1746:G:N2	2.34	0.41
26:14:1973:G:H2'	26:14:1974:C:H6	1.86	0.41
26:14:2640:G:H8	26:14:2640:G:O5'	2.03	0.41
26:14:2720:U:N3	26:14:2873:A:C2	2.85	0.41
26:14:2853:C:H2'	26:14:2854:G:H8	1.86	0.41
27:1J:15:A:H1'	27:1J:109:G:C4	2.55	0.41
27:1J:29:A:OP2	43:65:31:SER:HB2	2.20	0.41
29:19:146:GLU:OE2	29:19:151:LYS:N	2.52	0.41
29:19:213:ARG:HA	29:19:213:ARG:HD2	1.85	0.41
30:29:10:GLY:O	30:29:24:THR:HA	2.20	0.41
30:29:111:ARG:HD2	30:29:160:TYR:CD2	2.56	0.41
31:39:134:GLY:HA2	31:39:166:ALA:HB2	2.03	0.41
31:39:152:GLU:HA	31:39:190:GLU:OE2	2.21	0.41
32:49:66:GLN:HE22	32:49:94:LEU:HA	1.86	0.41
32:49:95:ARG:HG2	32:49:96:ARG:H	1.85	0.41
33:59:11:VAL:HB	33:59:13:LYS:HG3	2.03	0.41
33:59:58:GLU:O	33:59:62:LYS:HG3	2.21	0.41
35:69:1:MET:HE2	35:69:1:MET:H3	1.86	0.41
39:25:35:VAL:HG11	39:25:103:ALA:HB3	2.03	0.41
41:45:75:THR:HG21	41:45:85:LYS:CE	2.48	0.41
42:55:75:LEU:O	42:55:75:LEU:HD22	2.20	0.41
42:55:87:TYR:HE1	42:55:117:VAL:HG13	1.86	0.41
43:65:69:VAL:O	43:65:72:ALA:HB3	2.21	0.41
47:A5:12:ILE:HG13	47:A5:42:ARG:NH1	2.36	0.41

Continued on next page...

Continued from previous page...

Atom-1	Atom-2	Interatomic distance (Å)	Clash overlap (Å)
50:D5:19:ARG:HE	50:D5:19:ARG:HB2	1.48	0.41
1:13:104:G:C2	1:13:105:G:C8	3.09	0.41
1:13:161:A:H2'	1:13:162:A:C8	2.56	0.41
1:13:253:U:OP2	17:8I:67:LYS:NZ	2.44	0.41
1:13:438:G:H5'	4:3E:123:HIS:HB3	2.03	0.41
1:13:506:G:P	63:13:2002:HOH:O	2.79	0.41
1:13:575:G:H4'	1:13:576:G:O5'	2.21	0.41
1:13:591:U:H2'	1:13:592:G:C8	2.56	0.41
1:13:684:A:N6	1:13:685:G:C6	2.89	0.41
1:13:748:C:H4'	1:13:749:C:O5'	2.21	0.41
1:13:986:A:H2'	1:13:987:G:O4'	2.21	0.41
1:13:1131:G:H2'	1:13:1132:C:C6	2.56	0.41
1:13:1178:G:C8	1:13:1178:G:H3'	2.56	0.41
2:1E:71:VAL:HB	2:1E:164:VAL:HG13	2.03	0.41
4:3E:160:GLN:HA	4:3E:163:GLU:HB3	2.03	0.41
12:3I:97:ARG:HB2	12:3I:98:TYR:CE1	2.56	0.41
13:4I:12:ASN:HB2	13:4I:46:LYS:NZ	2.36	0.41
20:BI:14:LYS:HA	20:BI:17:ARG:HH21	1.86	0.41
22:1K:38:2MA:HM23	25:4K:19:C:C5	2.55	0.41
24:3K:7:G:H4'	24:3K:8:U:OP2	2.21	0.41
26:1H:99:U:C6	26:1H:102:G:C2	3.09	0.41
26:1H:449:A:N6	26:1H:450:G:C6	2.89	0.41
26:1H:453:C:H5''	63:1H:3800:HOH:O	2.21	0.41
26:1H:572:A:H5''	26:1H:573:G:OP2	2.21	0.41
26:1H:774:A:H2	26:1H:787:U:HO2'	1.68	0.41
26:1H:780:G:N2	26:1H:783:A:N6	2.62	0.41
26:1H:950:G:C6	26:1H:951:C:C4	3.09	0.41
26:1H:1079:C:O2	37:48:129:GLY:HA3	2.21	0.41
26:1H:1188:U:C4'	46:D8:79:VAL:HG22	2.50	0.41
26:1H:1466:G:H2'	26:1H:1547:C:C4	2.56	0.41
26:1H:1468:C:H2'	26:1H:1469:A:C8	2.56	0.41
26:1H:1641:A:H2'	26:1H:1642:G:O4'	2.21	0.41
26:1H:2630:G:H1	26:1H:2788:C:H42	1.69	0.41
30:21:144:ARG:HB3	30:21:145:LYS:H	1.62	0.41
37:48:111:LYS:HE2	37:48:127:ILE:CG1	2.41	0.41
39:68:7:TYR:CE1	39:68:20:MET:HE3	2.56	0.41
44:B8:32:TYR:CE1	44:B8:76:PHE:HD2	2.38	0.41
45:C8:79:PHE:O	45:C8:79:PHE:HD1	2.03	0.41
47:E8:82:LEU:HD23	47:E8:82:LEU:HA	1.66	0.41
52:J8:23:LYS:HB3	52:J8:29:GLY:HA3	2.02	0.41
1:1G:4:U:O2	1:1G:4:U:O4'	2.39	0.41

Continued on next page...

Continued from previous page...

Atom-1	Atom-2	Interatomic distance (Å)	Clash overlap (Å)
1:1G:321:A:H62	1:1G:328:C:H1'	1.86	0.41
1:1G:451:A:OP1	1:1G:481:G:N2	2.44	0.41
1:1G:464:G:C6	1:1G:466:C:H5'	2.56	0.41
1:1G:656:C:O2	15:6A:28:GLN:NE2	2.51	0.41
1:1G:1095:U:OP2	1:1G:1108:G:N1	2.49	0.41
1:1G:1422:G:H2'	1:1G:1423:G:C8	2.54	0.41
1:1G:1481:U:H2'	1:1G:1482:G:C8	2.56	0.41
2:12:52:GLU:HG2	2:12:53:ARG:N	2.32	0.41
2:12:84:GLU:O	2:12:219:VAL:HG21	2.20	0.41
4:32:24:GLU:OE1	4:32:24:GLU:HA	2.20	0.41
4:32:116:GLN:NE2	4:32:157:LEU:HD11	2.36	0.41
6:52:5:GLU:HB3	6:52:62:TRP:NE1	2.36	0.41
15:6A:8:LYS:O	15:6A:12:ILE:HG13	2.21	0.41
26:14:290:G:H2'	26:14:291:C:O4'	2.21	0.41
26:14:339:U:H6	26:14:339:U:O5'	2.03	0.41
26:14:867:C:C5	26:14:868:U:C5	3.09	0.41
26:14:1592:C:O5'	26:14:1592:C:H6	2.04	0.41
26:14:1904:G:H2'	26:14:1905:C:O4'	2.21	0.41
26:14:2210:G:H3'	26:14:2211:G:C4	2.56	0.41
26:14:2256:G:H2'	26:14:2257:U:O4'	2.21	0.41
27:1J:14:U:H5'	27:1J:71:C:C1'	2.50	0.41
29:19:16:MET:HG3	29:19:206:LEU:O	2.21	0.41
29:19:238:GLY:O	29:19:239:ARG:C	2.59	0.41
30:29:39:PRO:CD	30:29:45:THR:HG23	2.50	0.41
31:39:9:ILE:O	31:39:9:ILE:HG22	2.21	0.41
31:39:170:LEU:HD13	31:39:172:TRP:CE2	2.56	0.41
39:25:25:LEU:HD23	39:25:25:LEU:HA	1.71	0.41
41:45:43:THR:OG1	41:45:45:GLN:HG2	2.21	0.41
41:45:103:MET:HE1	41:45:125:LEU:HD13	2.03	0.41
45:85:49:HIS:HA	45:85:52:ARG:HB3	2.02	0.41
47:A5:64:MET:HE2	47:A5:109:GLU:HG3	2.02	0.41
49:C5:48:ALA:CB	49:C5:59:GLY:HA3	2.45	0.41
1:13:144:G:N2	1:13:179:A:H1'	2.36	0.40
1:13:243:A:H5''	1:13:244:U:H3'	2.03	0.40
1:13:321:A:N7	1:13:328:C:H6	2.19	0.40
1:13:509:A:P	63:13:1993:HOH:O	2.78	0.40
1:13:590:C:C4	1:13:591:U:C5	3.09	0.40
1:13:647:C:O2'	1:13:648:A:H5'	2.21	0.40
1:13:750:G:N3	15:6I:23:GLY:HA3	2.36	0.40
4:3E:158:ILE:HG22	4:3E:181:MET:HE2	2.03	0.40
10:1I:8:LEU:O	10:1I:69:ASN:HA	2.21	0.40

Continued on next page...

Continued from previous page...

Atom-1	Atom-2	Interatomic distance (Å)	Clash overlap (Å)
13:4I:93:ARG:HD2	26:1H:887:A:H5'	2.03	0.40
15:6I:66:LEU:HD12	15:6I:66:LEU:HA	1.76	0.40
16:7I:71:ARG:HG3	16:7I:72:ARG:N	2.36	0.40
16:7I:74:LEU:HA	16:7I:77:ALA:HB3	2.03	0.40
22:1K:31:G:H1	22:1K:41:C:N4	2.17	0.40
22:1K:33:RSP:H6	22:1K:33:RSP:H5'	2.03	0.40
23:2K:25:U:O2	26:1H:1923:U:H5''	2.21	0.40
23:2K:37:U:H2'	23:2K:38:A:O4'	2.22	0.40
26:1H:228:A:N9	26:1H:230:U:H1'	2.37	0.40
26:1H:574:C:P	63:1H:3746:HOH:O	2.68	0.40
26:1H:978:G:C2	26:1H:986:C:C2	3.09	0.40
26:1H:1352:U:O2	26:1H:1570:A:H2	2.04	0.40
26:1H:1467:C:N3	26:1H:1525:G:N2	2.52	0.40
26:1H:1945:G:C4	26:1H:1946:U:C5	3.09	0.40
26:1H:2029:G:H2'	26:1H:2031:A:OP1	2.21	0.40
26:1H:2774:C:P	63:1H:3972:HOH:O	2.78	0.40
26:1H:2846:G:C5	26:1H:2847:U:C4	3.08	0.40
29:11:39:LYS:HB2	29:11:39:LYS:HE2	1.88	0.40
32:41:99:MET:HE2	32:41:99:MET:HB3	1.92	0.40
37:48:54:PRO:HD2	37:48:72:PRO:CB	2.51	0.40
40:78:63:PRO:HB2	59:Q8:30:ARG:NH2	2.17	0.40
44:B8:48:ILE:O	44:B8:63:VAL:HA	2.21	0.40
53:K8:17:SER:CB	53:K8:67:LYS:HE3	2.48	0.40
1:1G:328:C:H4'	1:1G:329:A:C5'	2.50	0.40
1:1G:602:A:H2'	1:1G:603:U:O4'	2.22	0.40
1:1G:693:G:H2'	1:1G:694:A:C8	2.56	0.40
1:1G:867:G:H2'	1:1G:868:C:H6	1.86	0.40
1:1G:994:A:N7	1:1G:1216:G:H4'	2.36	0.40
1:1G:1294:G:H2'	1:1G:1295:G:C8	2.55	0.40
1:1G:1446:A:OP1	1:1G:1446:A:H4'	2.21	0.40
2:12:30:ARG:HB2	2:12:46:LYS:HE2	2.03	0.40
2:12:80:ILE:HD13	2:12:212:GLN:HA	2.02	0.40
3:22:44:GLU:HA	3:22:52:LEU:HD11	2.04	0.40
5:42:74:GLY:HA3	5:42:116:THR:OG1	2.21	0.40
6:52:9:VAL:HA	6:52:59:TYR:O	2.22	0.40
7:62:50:ILE:HB	7:62:58:PRO:HG3	2.03	0.40
17:8A:82:MET:HA	17:8A:85:VAL:HG23	2.02	0.40
23:2L:38:A:H2'	23:2L:39:A:C8	2.55	0.40
26:14:456:C:C2	48:B5:69:TYR:CE2	3.09	0.40
26:14:1204:A:H2	26:14:1241:A:N1	2.19	0.40
26:14:1246:A:OP2	40:35:15:ARG:HD3	2.20	0.40

Continued on next page...

Continued from previous page...

Atom-1	Atom-2	Interatomic distance (Å)	Clash overlap (Å)
26:14:1936:A:C8	26:14:1940:U:O2	2.74	0.40
26:14:2076:U:O5'	26:14:2076:U:H6	2.04	0.40
28:79:13:LYS:HD2	28:79:32:LEU:CD2	2.51	0.40
28:79:213:TYR:CD1	28:79:221:SER:HB2	2.56	0.40
29:19:3:VAL:CG1	29:19:17:THR:HB	2.51	0.40
33:59:9:ILE:HB	33:59:49:VAL:HB	2.03	0.40
33:59:152:ARG:H	33:59:152:ARG:HG3	1.57	0.40
35:69:129:THR:HA	35:69:136:VAL:O	2.21	0.40
40:35:47:ASP:OD1	40:35:49:ARG:NE	2.39	0.40
40:35:84:ASN:N	40:35:84:ASN:OD1	2.54	0.40
41:45:29:PHE:HB3	41:45:65:PHE:CD2	2.56	0.40
44:75:13:ARG:H	44:75:13:ARG:HD2	1.85	0.40
50:D5:5:LEU:O	50:D5:59:LEU:HA	2.21	0.40
50:D5:108:PRO:HB3	50:D5:142:SER:HA	2.03	0.40
58:L5:19:ARG:HG2	58:L5:19:ARG:HH11	1.84	0.40
1:13:347:G:H2'	1:13:348:G:O4'	2.20	0.40
1:13:457:C:H6	1:13:458:C:C5	2.38	0.40
1:13:663:A:H2'	1:13:664:G:O4'	2.21	0.40
1:13:790:A:C6	1:13:791:G:C6	3.09	0.40
1:13:1024:G:H5'	1:13:1025:U:OP2	2.22	0.40
1:13:1399:C:C4	1:13:1401:G:C2	3.10	0.40
2:1E:86:GLU:C	2:1E:89:GLY:H	2.23	0.40
6:5E:23:LYS:O	6:5E:26:ILE:HB	2.20	0.40
7:6E:15:ASP:HB3	7:6E:19:GLY:H	1.85	0.40
13:4I:3:ARG:NE	13:4I:9:ILE:HD11	2.36	0.40
16:7I:5:ARG:HH21	16:7I:22:THR:HG23	1.85	0.40
16:7I:75:ARG:CZ	16:7I:75:ARG:HB2	2.51	0.40
20:BI:26:ASN:HB2	20:BI:71:THR:OG1	2.20	0.40
21:1F:2:GLY:C	21:1F:4:GLY:H	2.24	0.40
26:1H:59:U:O2'	26:1H:73:A:H2'	2.20	0.40
26:1H:598:G:H1'	40:78:12:ALA:HB2	2.03	0.40
26:1H:875:G:N2	26:1H:903:C:C2	2.90	0.40
26:1H:881:G:C4	26:1H:882:G:H1'	2.56	0.40
26:1H:1045:A:H4'	26:1H:1047:G:N9	2.35	0.40
26:1H:1355:G:O5'	26:1H:1355:G:H8	2.05	0.40
26:1H:1468:C:O2'	26:1H:1469:A:H5'	2.21	0.40
26:1H:2205:C:H2'	26:1H:2206:C:H6	1.86	0.40
26:1H:2274:A:C5	26:1H:2276:G:C8	3.10	0.40
26:1H:2313:C:C2'	26:1H:2314:C:H5'	2.51	0.40
26:1H:2667:C:H2'	26:1H:2668:G:O4'	2.21	0.40
26:1H:2735:G:O2'	26:1H:2736:G:H5'	2.21	0.40

Continued on next page...

Continued from previous page...

Atom-1	Atom-2	Interatomic distance (Å)	Clash overlap (Å)
26:1H:2875:C:H2'	26:1H:2876:G:O4'	2.21	0.40
27:16:117:G:C6	27:16:118:G:N7	2.90	0.40
29:11:34:VAL:C	29:11:35:LYS:HZ2	2.24	0.40
30:21:31:CYS:SG	30:21:51:PHE:HD1	2.44	0.40
31:31:34:TRP:CH2	40:78:8:PRO:HB3	2.56	0.40
32:41:37:VAL:HG21	32:41:103:LEU:HG	2.03	0.40
33:51:8:PRO:HG2	33:51:69:ARG:NH2	2.36	0.40
35:61:11:ASN:O	35:61:12:LEU:HB2	2.21	0.40
36:38:100:ASN:HA	36:38:101:PRO:HA	1.88	0.40
37:48:128:ALA:HB1	37:48:132:ARG:CB	2.51	0.40
38:58:13:TRP:O	38:58:135:PRO:HD2	2.20	0.40
42:98:22:ARG:HG2	42:98:69:ASP:HB3	2.02	0.40
43:A8:106:ARG:H	43:A8:106:ARG:HG3	1.68	0.40
47:E8:59:VAL:HG12	47:E8:60:ASN:N	2.36	0.40
50:H8:98:MET:O	50:H8:125:LEU:HA	2.21	0.40
56:N8:41:PRO:HA	56:N8:42:PRO:HD3	1.86	0.40
59:Q8:23:VAL:O	59:Q8:23:VAL:HG12	2.20	0.40
59:Q8:33:ASN:O	59:Q8:36:LYS:HB2	2.20	0.40
1:1G:821:G:H4'	63:1G:2039:HOH:O	2.20	0.40
1:1G:973:G:OP1	10:1A:57:LYS:NZ	2.32	0.40
1:1G:1008:C:N4	1:1G:1021:G:H22	2.19	0.40
1:1G:1017:G:H2'	1:1G:1018:C:C6	2.56	0.40
1:1G:1206:G:O2'	3:22:193:TYR:HA	2.20	0.40
1:1G:1340:A:C2	1:1G:1341:U:C2	3.09	0.40
4:32:89:THR:H	5:42:97:GLY:HA3	1.86	0.40
5:42:136:MET:HA	5:42:139:LEU:HD12	2.04	0.40
12:3A:33:ARG:N	12:3A:85:ILE:HG22	2.36	0.40
20:BA:63:ILE:HG21	20:BA:81:LYS:HG3	2.04	0.40
26:14:224:G:N7	26:14:420:C:H4'	2.37	0.40
26:14:654(A):A:H5''	26:14:654(B):C:OP2	2.21	0.40
26:14:817:C:O2'	26:14:839:U:OP1	2.32	0.40
26:14:948:G:C6	26:14:949:C:C4	3.09	0.40
26:14:1472:A:H2'	26:14:1473:G:O4'	2.21	0.40
26:14:1509:C:H5'	26:14:1510:A:N9	2.36	0.40
26:14:1607:C:H4'	26:14:1608:A:O5'	2.20	0.40
26:14:2177:C:H5''	28:79:213:TYR:HB2	2.02	0.40
26:14:2520:C:N4	26:14:2542:A:H62	2.09	0.40
26:14:2873:A:C8	42:55:5:LYS:HA	2.57	0.40
27:1J:63:G:C2	27:1J:64:C:C2	3.09	0.40
28:79:19:ILE:HG12	28:79:223:ARG:HG2	2.03	0.40
29:19:253:GLN:CB	29:19:255:LYS:HZ1	2.34	0.40

Continued on next page...

Continued from previous page...

Atom-1	Atom-2	Interatomic distance (Å)	Clash overlap (Å)
30:29:18:ASP:OD2	44:75:33:LYS:NZ	2.39	0.40
31:39:113:ALA:HB1	31:39:186:ILE:HG21	2.02	0.40
50:D5:193:GLU:H	50:D5:194:PRO:CD	2.28	0.40
53:G5:53:LEU:O	53:G5:57:ILE:HG13	2.21	0.40
1:13:7:G:H5'	1:13:298:A:O4'	2.21	0.40
1:13:115:G:H4'	1:13:116:A:O5'	2.20	0.40
1:13:124:G:H2'	1:13:125:U:O4'	2.21	0.40
1:13:247:G:O6	1:13:278:G:N1	2.53	0.40
1:13:1150:U:O2	10:1I:39:PRO:HG2	2.21	0.40
1:13:1521:G:H2'	1:13:1522:U:C6	2.56	0.40
3:2E:188:LEU:HD11	3:2E:195:VAL:HG13	2.04	0.40
5:4E:80:ILE:HG13	8:7E:104:ARG:NH2	2.37	0.40
5:4E:142:LEU:HD23	5:4E:142:LEU:HA	1.87	0.40
6:5E:100:ASN:HB2	18:9I:28:GLU:HA	2.04	0.40
13:4I:4:ILE:O	13:4I:5:ALA:C	2.60	0.40
24:3K:73:C:C4	24:3K:74:A:C8	3.10	0.40
26:1H:6:A:C2	26:1H:7:G:C4	3.09	0.40
26:1H:10:G:O2'	26:1H:2801:A:N3	2.43	0.40
26:1H:94:G:H2'	26:1H:95:G:O4'	2.21	0.40
26:1H:459:U:H4'	58:P8:40:TRP:CZ3	2.57	0.40
26:1H:706:A:OP2	63:1H:3982:HOH:O	2.22	0.40
26:1H:811:U:H3'	40:78:22:GLY:HA2	2.03	0.40
26:1H:944:G:H5''	26:1H:945:A:O5'	2.21	0.40
26:1H:1359:A:H2	26:1H:1372:U:O4	2.05	0.40
26:1H:1382:G:C2'	26:1H:1383:C:H5'	2.52	0.40
26:1H:1525:G:C2	26:1H:1526:G:C4	3.10	0.40
26:1H:1864:U:C2'	26:1H:1869:G:H5''	2.51	0.40
26:1H:2101:G:C6	26:1H:2102:U:N3	2.89	0.40
26:1H:2271:G:C6	26:1H:2272:U:C4	3.10	0.40
26:1H:2298:A:H2'	26:1H:2299:G:O4'	2.22	0.40
26:1H:2468:G:O4'	26:1H:2468:G:N3	2.53	0.40
27:16:6:C:H2'	27:16:7:G:O4'	2.21	0.40
30:21:21:VAL:HG12	30:21:185:LYS:HD3	2.03	0.40
30:21:92:THR:HG22	30:21:93:VAL:N	2.36	0.40
30:21:197:ILE:HD11	30:21:199:ARG:HE	1.85	0.40
32:41:59:GLU:O	32:41:63:ILE:HD13	2.21	0.40
33:51:62:LYS:HE3	33:51:62:LYS:HB2	1.77	0.40
33:51:87:LEU:HB2	33:51:131:VAL:HG13	2.03	0.40
33:51:125:VAL:HG12	33:51:128:PRO:HA	2.03	0.40
36:38:105:PRO:O	36:38:106:GLN:HB3	2.21	0.40
37:48:99:ILE:HG13	37:48:138:VAL:HG11	2.02	0.40

Continued on next page...

Continued from previous page...

Atom-1	Atom-2	Interatomic distance (Å)	Clash overlap (Å)
38:58:33:LEU:HD23	38:58:38:HIS:HD2	1.87	0.40
38:58:134:ARG:N	38:58:134:ARG:HD3	2.35	0.40
40:78:114:ILE:HD11	40:78:130:PHE:CD2	2.57	0.40
53:K8:66:GLU:HG2	53:K8:67:LYS:N	2.34	0.40
59:Q8:36:LYS:HB3	59:Q8:41:ILE:HG22	2.02	0.40
1:1G:28:G:C6	1:1G:29:G:C5	3.09	0.40
1:1G:439:A:H2'	1:1G:440:A:O4'	2.21	0.40
1:1G:488:C:H6	1:1G:488:C:O5'	2.05	0.40
1:1G:513:C:H2'	1:1G:514:C:H6	1.87	0.40
1:1G:940:C:H2'	1:1G:941:G:H8	1.85	0.40
1:1G:976:G:C8	1:1G:1358:U:C2	3.10	0.40
1:1G:1003:G:H21	1:1G:1005:A:P	2.45	0.40
1:1G:1014:A:H2'	1:1G:1015:A:C5	2.56	0.40
1:1G:1021:G:H8	1:1G:1021:G:OP2	2.04	0.40
1:1G:1157:A:O4'	1:1G:1158:C:C6	2.75	0.40
1:1G:1170:A:N6	1:1G:1171:G:N3	2.69	0.40
1:1G:1216:G:H2'	1:1G:1217:C:H6	1.85	0.40
1:1G:1265:G:H2'	1:1G:1266:G:O4'	2.21	0.40
1:1G:1325:C:H5''	21:1B:17:THR:HG21	2.03	0.40
2:12:178:ARG:NH2	8:72:74:PRO:HG3	2.36	0.40
4:32:49:ARG:O	4:32:50:ARG:C	2.60	0.40
13:4A:65:LYS:HG3	13:4A:69:GLU:CD	2.42	0.40
18:9A:41:LYS:HD3	18:9A:41:LYS:O	2.22	0.40
19:AA:16:LEU:HA	19:AA:19:VAL:HG23	2.02	0.40
25:4L:11:U:H6	25:4L:11:U:H2'	1.65	0.40
26:14:7:G:N2	26:14:8:A:C4	2.89	0.40
26:14:298:G:H5''	26:14:299:A:OP1	2.22	0.40
26:14:456:C:C2	48:B5:69:TYR:HE2	2.39	0.40
26:14:840:C:H42	26:14:938:G:H1	1.68	0.40
26:14:911:A:H2'	41:45:9:TYR:OH	2.21	0.40
26:14:996:A:N3	26:14:997:G:C8	2.89	0.40
26:14:1069:A:H2	26:14:1094:U:O2	2.04	0.40
26:14:1615:C:C5	26:14:1617:C:C4	3.10	0.40
26:14:1807:G:O6	63:14:3899:HOH:O	2.21	0.40
26:14:2355:C:C4'	51:E5:36:ILE:HD11	2.51	0.40
26:14:2475:C:H5''	26:14:2476:A:H5''	2.03	0.40
26:14:2817:G:C4	26:14:2830:G:N2	2.89	0.40
28:79:39:GLU:HB2	28:79:178:ALA:HB3	2.02	0.40
29:19:102:LYS:C	29:19:103:ARG:HG2	2.42	0.40
40:35:88:LEU:HD12	40:35:88:LEU:O	2.20	0.40
43:65:38:GLN:HB3	43:65:47:THR:CG2	2.52	0.40

Continued on next page...

Continued from previous page...

Atom-1	Atom-2	Interatomic distance (Å)	Clash overlap (Å)
43:65:110:LEU:HD13	43:65:112:PHE:CE1	2.57	0.40
46:95:22:VAL:HG22	46:95:23:GLU:N	2.37	0.40
46:95:82:ARG:O	46:95:83:ARG:HD2	2.21	0.40
1:13:143:A:H5'	1:13:144:G:H5'	2.04	0.40
1:13:163:C:H6	1:13:163:C:H5''	1.87	0.40
1:13:186(C):G:H2'	1:13:186(D):C:C6	2.56	0.40
1:13:691:G:H2'	1:13:692:U:C6	2.56	0.40
1:13:715:A:H2'	1:13:716:A:C8	2.57	0.40
1:13:827:U:C5	1:13:872:A:N1	2.89	0.40
1:13:942:G:C2	1:13:943:U:C6	3.10	0.40
2:1E:11:LEU:C	2:1E:14:GLY:H	2.24	0.40
3:2E:32:LEU:CD1	3:2E:59:ARG:HD3	2.51	0.40
7:6E:8:GLU:HG2	7:6E:8:GLU:H	1.70	0.40
19:AI:22:LEU:HA	19:AI:25:LYS:HB3	2.04	0.40
19:AI:43:GLU:H	19:AI:43:GLU:CD	2.24	0.40
26:1H:214:G:OP1	26:1H:214:G:H4'	2.21	0.40
26:1H:234:C:C2	26:1H:235:U:C5	3.10	0.40
26:1H:517:C:OP2	56:N8:13:LYS:HE2	2.21	0.40
26:1H:829:A:N7	26:1H:2247:A:O2'	2.47	0.40
26:1H:1174:A:N9	26:1H:1178:C:N4	2.70	0.40
26:1H:1406:U:H2'	26:1H:1407:C:H6	1.83	0.40
26:1H:1496:A:H2	63:1H:3748:HOH:O	2.04	0.40
26:1H:1496:A:H5'	26:1H:1497:U:OP1	2.22	0.40
26:1H:2542:A:H4'	26:1H:2543:G:C8	2.56	0.40
26:1H:2741:A:H2'	26:1H:2742:C:O4'	2.21	0.40
26:1H:2820:A:C4	42:98:4:LEU:HD11	2.57	0.40
31:31:64:ILE:HA	31:31:64:ILE:HD13	1.80	0.40
32:41:67:LYS:CE	55:M8:6:HIS:CE1	3.05	0.40
33:51:40:GLU:HB2	33:51:41:MET:HE3	2.04	0.40
35:61:100:ALA:O	35:61:104:GLN:N	2.53	0.40
37:48:136:VAL:O	37:48:137:GLU:C	2.59	0.40
40:78:75:ILE:H	40:78:75:ILE:CD1	2.29	0.40
42:98:40:LYS:HZ2	42:98:40:LYS:HG3	1.70	0.40
46:D8:30:GLY:N	46:D8:61:VAL:O	2.54	0.40
46:D8:35:LEU:N	46:D8:57:VAL:O	2.49	0.40
49:G8:74:PRO:O	49:G8:82:PRO:HD2	2.20	0.40
50:H8:124:ILE:HD12	50:H8:125:LEU:H	1.86	0.40
50:H8:153:SER:HB3	50:H8:167:PRO:HB3	2.02	0.40
52:J8:91:LYS:O	52:J8:92:LYS:C	2.60	0.40
57:O8:9:LEU:HD13	57:O8:11:LEU:HD22	2.03	0.40
57:O8:25:LYS:HB2	59:Q8:34:TRP:HD1	1.83	0.40

Continued on next page...

Continued from previous page...

Atom-1	Atom-2	Interatomic distance (Å)	Clash overlap (Å)
1:1G:38:G:H4'	1:1G:547:A:N6	2.37	0.40
1:1G:224:C:H2'	1:1G:225:C:C6	2.57	0.40
1:1G:407:G:C2	1:1G:436:C:C2	3.09	0.40
1:1G:789:U:H2'	1:1G:791:G:N7	2.36	0.40
1:1G:947:G:H2'	1:1G:948:C:O4'	2.21	0.40
1:1G:981:U:H5''	1:1G:982:U:H5''	2.04	0.40
1:1G:1055:A:H62	1:1G:1200:C:H42	1.70	0.40
1:1G:1191:A:OP1	3:22:4:LYS:HE2	2.22	0.40
1:1G:1199:U:H4'	10:1A:54:PHE:CD1	2.56	0.40
1:1G:1239:A:H4'	1:1G:1240:U:C5'	2.52	0.40
6:52:25:ILE:HD12	6:52:82:ARG:HD2	2.03	0.40
17:8A:44:ALA:HA	17:8A:71:PHE:O	2.21	0.40
22:1L:1:G:O2'	22:1L:2:C:P	2.80	0.40
22:1L:10:G:H8	22:1L:10:G:O5'	2.04	0.40
26:14:22:C:H2'	26:14:23:G:O4'	2.21	0.40
26:14:82:G:N1	26:14:103:A:OP2	2.47	0.40
26:14:273(F):C:N3	26:14:363:G:C6	2.90	0.40
26:14:864:G:C6	26:14:865:C:N4	2.89	0.40
26:14:914:C:N3	26:14:915:C:H1'	2.36	0.40
26:14:993:G:C5	26:14:994:C:C5	3.10	0.40
26:14:1360:A:N6	26:14:1371:G:O2'	2.52	0.40
26:14:1498:C:O4'	26:14:1577:C:H4'	2.21	0.40
26:14:1784:A:H5''	63:14:4037:HOH:O	2.21	0.40
26:14:2228:G:C5	26:14:2229:C:C4	3.09	0.40
26:14:2467:C:H4'	41:45:123:HIS:CD2	2.55	0.40
26:14:2756:U:O4'	26:14:2757:A:H8	2.04	0.40
26:14:2820:A:C6	42:55:4:LEU:HD11	2.56	0.40
32:49:107:LEU:HD23	32:49:107:LEU:HA	1.81	0.40
32:49:151:ALA:HB3	32:49:153:ARG:NH1	2.37	0.40
35:69:133:HIS:HB2	35:69:134:PRO:HD3	2.03	0.40
49:C5:12:THR:HB	49:C5:75:ILE:HD12	2.03	0.40
52:F5:85:LEU:CA	52:F5:87:PRO:HD2	2.52	0.40
58:L5:10:ARG:O	58:L5:14:LYS:HG3	2.20	0.40
1:13:151:A:H2'	1:13:151:A:N3	2.35	0.40
1:13:160:A:C6	1:13:344:A:N7	2.89	0.40
1:13:195:A:N7	1:13:196:A:N1	2.69	0.40
1:13:881:G:P	12:3I:12:ARG:NH2	2.94	0.40
1:13:1074:G:O2'	1:13:1101:A:N1	2.45	0.40
2:1E:20:GLU:HG3	2:1E:191:ASP:H	1.87	0.40
6:5E:45:LEU:HD12	6:5E:59:TYR:HD2	1.86	0.40
7:6E:59:LEU:HD23	7:6E:59:LEU:O	2.22	0.40

Continued on next page...

Continued from previous page...

Atom-1	Atom-2	Interatomic distance (Å)	Clash overlap (Å)
8:7E:95:VAL:HG13	8:7E:99:GLU:HB2	2.04	0.40
11:2I:124:LYS:HB2	11:2I:124:LYS:HE2	1.67	0.40
12:3I:37:CYS:O	12:3I:79:GLU:O	2.40	0.40
16:7I:50:LYS:HD3	16:7I:51:VAL:N	2.37	0.40
26:1H:61:G:H5'	53:K8:50:ILE:HD13	2.03	0.40
26:1H:68:G:H2'	26:1H:69:C:O4'	2.22	0.40
26:1H:365:C:H2'	26:1H:366:C:O4'	2.22	0.40
26:1H:443:A:H3'	31:31:45:ARG:NH2	2.37	0.40
26:1H:447:A:C4	26:1H:473:G:N7	2.90	0.40
26:1H:570:G:C6	26:1H:2030:A:C2	3.10	0.40
26:1H:654(C):G:N3	26:1H:654(S):G:N1	2.70	0.40
26:1H:674:G:O2'	31:31:74:ARG:HD3	2.22	0.40
26:1H:779:U:OP1	29:11:49:ILE:HG13	2.22	0.40
26:1H:998:C:H2'	26:1H:999:U:O4'	2.21	0.40
26:1H:1260:G:C6	26:1H:1261:C:C4	3.10	0.40
26:1H:2067:G:O2'	26:1H:2069:G:H5''	2.22	0.40
26:1H:2502:G:H5''	26:1H:2503:A:H5''	2.03	0.40
27:16:17:C:H2'	27:16:18:G:O4'	2.21	0.40
27:16:88:C:H2'	27:16:89:G:O4'	2.21	0.40
29:11:54:ARG:O	29:11:218:ARG:HD3	2.21	0.40
30:21:110:GLY:HA2	30:21:161:GLY:HA3	2.03	0.40
31:31:11:VAL:O	31:31:12:LEU:HD12	2.22	0.40
33:51:136:ILE:O	33:51:136:ILE:HG12	2.20	0.40
35:61:62:LYS:HD2	35:61:133:HIS:CD2	2.56	0.40
40:78:83:VAL:CG1	40:78:112:LEU:HD21	2.51	0.40
41:88:32:TYR:O	41:88:105:GLU:HA	2.22	0.40
42:98:44:LEU:HD23	42:98:44:LEU:HA	1.81	0.40
44:B8:39:ARG:HG2	44:B8:40:THR:H	1.86	0.40
47:E8:14:PRO:HG2	47:E8:78:GLU:CG	2.50	0.40
49:G8:54:LYS:HB3	49:G8:54:LYS:NZ	2.36	0.40
49:G8:87:LYS:HD3	49:G8:89:PHE:HB3	2.03	0.40
58:P8:18:PHE:CD1	58:P8:18:PHE:C	2.94	0.40
58:P8:22:MET:HE3	58:P8:22:MET:HB3	1.88	0.40
59:Q8:37:SER:O	59:Q8:40:GLU:N	2.54	0.40
1:1G:4:U:O4	8:72:105:ARG:HA	2.21	0.40
1:1G:617:G:H4'	16:7A:44:THR:HB	2.03	0.40
1:1G:683:G:C6	1:1G:684:A:C6	3.10	0.40
1:1G:983:A:H3'	1:1G:983:A:N3	2.37	0.40
1:1G:1318:A:C2	19:AA:37:ARG:HD2	2.57	0.40
5:42:69:VAL:O	5:42:71:LEU:N	2.48	0.40
5:42:91:LEU:HD23	5:42:120:THR:HG22	2.03	0.40

Continued on next page...

Continued from previous page...

Atom-1	Atom-2	Interatomic distance (Å)	Clash overlap (Å)
6:52:67:MET:HB2	6:52:68:PRO:HD2	2.04	0.40
7:62:12:LEU:HD21	7:62:28:ASN:ND2	2.35	0.40
7:62:12:LEU:HD23	7:62:12:LEU:HA	1.89	0.40
10:1A:44:VAL:HG11	10:1A:46:ARG:HE	1.86	0.40
11:2A:21:ILE:HG12	11:2A:30:VAL:CG1	2.52	0.40
12:3A:66:VAL:HG11	12:3A:98:TYR:HE1	1.86	0.40
12:3A:117:ARG:HB2	12:3A:122:THR:O	2.22	0.40
21:1B:5:ASP:O	21:1B:8:THR:HG22	2.21	0.40
21:1B:6:ARG:O	21:1B:12:LYS:HG2	2.21	0.40
23:2L:44:A:H2'	23:2L:45:A:H8	1.85	0.40
26:14:337:C:H2'	26:14:338:G:O4'	2.21	0.40
26:14:341:G:C6	26:14:342:G:N7	2.90	0.40
26:14:540:G:C5	26:14:541:C:C5	3.09	0.40
26:14:878:A:C5	26:14:879:G:H1'	2.56	0.40
26:14:887:A:H5''	26:14:888:C:O4'	2.21	0.40
26:14:912:C:O2	26:14:912:C:H2'	2.20	0.40
26:14:1389:G:H2'	26:14:1390:U:O4'	2.21	0.40
26:14:1628:G:H2'	26:14:1629:U:C6	2.57	0.40
26:14:1647:G:OP2	26:14:1647:G:H3'	2.21	0.40
26:14:2062:A:N6	26:14:2503:A:H62	2.19	0.40
26:14:2111:C:H2'	26:14:2169:A:N1	2.36	0.40
26:14:2136:C:H2'	26:14:2137:C:O4'	2.21	0.40
26:14:2404:C:O3'	40:35:77:ARG:NH2	2.53	0.40
26:14:2469:A:C2	26:14:2470:G:C5	3.10	0.40
27:1J:23:G:C2	27:1J:24:G:O6	2.75	0.40
29:19:13:ARG:HD2	29:19:16:MET:HE3	2.04	0.40
30:29:64:LYS:HE3	30:29:64:LYS:HB3	1.70	0.40
31:39:68:LYS:HD2	31:39:68:LYS:O	2.21	0.40
32:49:144:ILE:HA	32:49:148:MET:SD	2.61	0.40
35:69:138:ILE:HG12	35:69:139:GLN:N	2.36	0.40
38:15:35:ARG:HB3	38:15:42:TRP:CZ3	2.55	0.40
38:15:97:ARG:HA	38:15:100:GLU:HB2	2.04	0.40
40:35:82:GLY:HA3	40:35:115:LEU:HD11	2.03	0.40
46:95:14:VAL:HB	46:95:96:ILE:HG21	2.03	0.40
50:D5:97:GLU:HG2	50:D5:125:LEU:HD11	2.03	0.40
51:E5:46:LYS:HA	51:E5:47:PRO:HD3	1.86	0.40
56:J5:52:TYR:CD2	56:J5:53:ALA:N	2.90	0.40

All (2) symmetry-related close contacts are listed below. The label for Atom-2 includes the symmetry operator and encoded unit-cell translations to be applied.

Atom-1	Atom-2	Interatomic distance (Å)	Clash overlap (Å)
46:D8:45:THR:CG2	63:1H:4620:HOH:O[4_465]	1.38	0.82
63:1H:4955:HOH:O	63:C8:206:HOH:O[4_565]	2.19	0.01

5.3 Torsion angles [i](#)

5.3.1 Protein backbone [i](#)

In the following table, the Percentiles column shows the percent Ramachandran outliers of the chain as a percentile score with respect to all X-ray entries followed by that with respect to entries of similar resolution.

The Analysed column shows the number of residues for which the backbone conformation was analysed, and the total number of residues.

Mol	Chain	Analysed	Favoured	Allowed	Outliers	Percentiles	
2	12	235/256 (92%)	183 (78%)	47 (20%)	5 (2%)	5	27
2	1E	227/256 (89%)	171 (75%)	54 (24%)	2 (1%)	14	45
3	22	191/239 (80%)	149 (78%)	41 (22%)	1 (0%)	25	57
3	2E	203/239 (85%)	169 (83%)	33 (16%)	1 (0%)	25	57
4	32	206/209 (99%)	168 (82%)	34 (16%)	4 (2%)	6	29
4	3E	205/209 (98%)	172 (84%)	31 (15%)	2 (1%)	13	43
5	42	149/162 (92%)	132 (89%)	17 (11%)	0	100	100
5	4E	147/162 (91%)	128 (87%)	18 (12%)	1 (1%)	19	51
6	52	99/101 (98%)	93 (94%)	6 (6%)	0	100	100
6	5E	99/101 (98%)	88 (89%)	11 (11%)	0	100	100
7	62	134/156 (86%)	108 (81%)	24 (18%)	2 (2%)	8	34
7	6E	152/156 (97%)	139 (91%)	13 (9%)	0	100	100
8	72	136/138 (99%)	120 (88%)	16 (12%)	0	100	100
8	7E	136/138 (99%)	116 (85%)	20 (15%)	0	100	100
9	82	122/128 (95%)	104 (85%)	17 (14%)	1 (1%)	16	47
9	8E	124/128 (97%)	100 (81%)	22 (18%)	2 (2%)	8	33
10	1A	97/105 (92%)	79 (81%)	18 (19%)	0	100	100
10	1I	97/105 (92%)	83 (86%)	13 (13%)	1 (1%)	13	43
11	2A	111/129 (86%)	94 (85%)	16 (14%)	1 (1%)	14	45
11	2I	109/129 (84%)	94 (86%)	15 (14%)	0	100	100

Continued on next page...

Continued from previous page...

Mol	Chain	Analysed	Favoured	Allowed	Outliers	Percentiles	
12	3A	119/132 (90%)	91 (76%)	23 (19%)	5 (4%)	2	14
12	3I	120/132 (91%)	101 (84%)	19 (16%)	0	100	100
13	4A	109/126 (86%)	84 (77%)	24 (22%)	1 (1%)	14	45
13	4I	117/126 (93%)	91 (78%)	25 (21%)	1 (1%)	14	45
14	5A	55/61 (90%)	38 (69%)	15 (27%)	2 (4%)	3	16
14	5I	59/61 (97%)	48 (81%)	9 (15%)	2 (3%)	3	17
15	6A	85/89 (96%)	77 (91%)	8 (9%)	0	100	100
15	6I	85/89 (96%)	72 (85%)	13 (15%)	0	100	100
16	7A	82/88 (93%)	71 (87%)	11 (13%)	0	100	100
16	7I	81/88 (92%)	73 (90%)	8 (10%)	0	100	100
17	8A	97/105 (92%)	87 (90%)	10 (10%)	0	100	100
17	8I	98/105 (93%)	88 (90%)	10 (10%)	0	100	100
18	9A	65/88 (74%)	56 (86%)	9 (14%)	0	100	100
18	9I	65/88 (74%)	57 (88%)	6 (9%)	2 (3%)	3	19
19	AA	56/93 (60%)	44 (79%)	12 (21%)	0	100	100
19	AI	78/93 (84%)	57 (73%)	15 (19%)	6 (8%)	1	4
20	BA	96/106 (91%)	79 (82%)	14 (15%)	3 (3%)	3	19
20	BI	96/106 (91%)	75 (78%)	17 (18%)	4 (4%)	2	14
21	1B	22/27 (82%)	16 (73%)	5 (23%)	1 (4%)	2	12
21	1F	22/27 (82%)	19 (86%)	2 (9%)	1 (4%)	2	12
28	7I	130/229 (57%)	114 (88%)	16 (12%)	0	100	100
28	79	126/229 (55%)	107 (85%)	19 (15%)	0	100	100
29	11	271/276 (98%)	231 (85%)	37 (14%)	3 (1%)	12	40
29	19	271/276 (98%)	234 (86%)	37 (14%)	0	100	100
30	21	201/206 (98%)	149 (74%)	44 (22%)	8 (4%)	2	14
30	29	201/206 (98%)	145 (72%)	50 (25%)	6 (3%)	3	20
31	31	200/210 (95%)	169 (84%)	28 (14%)	3 (2%)	8	34
31	39	204/210 (97%)	152 (74%)	46 (22%)	6 (3%)	3	20
32	41	177/182 (97%)	150 (85%)	26 (15%)	1 (1%)	22	54
32	49	177/182 (97%)	142 (80%)	32 (18%)	3 (2%)	7	32
33	51	169/180 (94%)	125 (74%)	35 (21%)	9 (5%)	1	10

Continued on next page...

Continued from previous page...

Mol	Chain	Analysed	Favoured	Allowed	Outliers	Percentiles	
33	59	169/180 (94%)	108 (64%)	54 (32%)	7 (4%)	2	14
34	18	28/125 (22%)	20 (71%)	7 (25%)	1 (4%)	3	16
34	28	28/125 (22%)	23 (82%)	4 (14%)	1 (4%)	3	16
35	61	143/148 (97%)	104 (73%)	35 (24%)	4 (3%)	4	21
35	69	143/148 (97%)	109 (76%)	30 (21%)	4 (3%)	4	21
36	38	141/173 (82%)	65 (46%)	54 (38%)	22 (16%)	0	0
37	48	140/147 (95%)	75 (54%)	57 (41%)	8 (6%)	1	9
38	15	135/140 (96%)	115 (85%)	20 (15%)	0	100	100
38	58	135/140 (96%)	108 (80%)	25 (18%)	2 (2%)	8	34
39	25	120/122 (98%)	108 (90%)	11 (9%)	1 (1%)	16	47
39	68	120/122 (98%)	110 (92%)	10 (8%)	0	100	100
40	35	146/150 (97%)	95 (65%)	43 (30%)	8 (6%)	1	9
40	78	145/150 (97%)	112 (77%)	32 (22%)	1 (1%)	19	51
41	45	136/141 (96%)	98 (72%)	33 (24%)	5 (4%)	2	15
41	88	139/141 (99%)	116 (84%)	21 (15%)	2 (1%)	9	36
42	55	116/118 (98%)	103 (89%)	13 (11%)	0	100	100
42	98	116/118 (98%)	100 (86%)	16 (14%)	0	100	100
43	65	108/112 (96%)	82 (76%)	22 (20%)	4 (4%)	2	15
43	A8	109/112 (97%)	87 (80%)	22 (20%)	0	100	100
44	75	132/146 (90%)	110 (83%)	22 (17%)	0	100	100
44	B8	134/146 (92%)	105 (78%)	29 (22%)	0	100	100
45	85	115/118 (98%)	96 (84%)	19 (16%)	0	100	100
45	C8	113/118 (96%)	93 (82%)	18 (16%)	2 (2%)	7	31
46	95	98/101 (97%)	71 (72%)	21 (21%)	6 (6%)	1	8
46	D8	99/101 (98%)	84 (85%)	15 (15%)	0	100	100
47	A5	109/113 (96%)	97 (89%)	12 (11%)	0	100	100
47	E8	110/113 (97%)	95 (86%)	15 (14%)	0	100	100
48	B5	92/96 (96%)	79 (86%)	13 (14%)	0	100	100
48	F8	93/96 (97%)	81 (87%)	11 (12%)	1 (1%)	12	40
49	C5	104/110 (94%)	66 (64%)	31 (30%)	7 (7%)	1	6
49	G8	103/110 (94%)	73 (71%)	30 (29%)	0	100	100

Continued on next page...

Continued from previous page...

Mol	Chain	Analysed	Favoured	Allowed	Outliers	Percentiles	
50	D5	198/206 (96%)	136 (69%)	54 (27%)	8 (4%)	2	14
50	H8	161/206 (78%)	123 (76%)	32 (20%)	6 (4%)	2	15
51	E5	76/85 (89%)	65 (86%)	11 (14%)	0	100	100
51	I8	79/85 (93%)	63 (80%)	15 (19%)	1 (1%)	10	37
52	F5	92/98 (94%)	81 (88%)	9 (10%)	2 (2%)	5	26
52	J8	91/98 (93%)	79 (87%)	12 (13%)	0	100	100
53	G5	64/72 (89%)	58 (91%)	5 (8%)	1 (2%)	8	33
53	K8	67/72 (93%)	57 (85%)	8 (12%)	2 (3%)	3	20
54	H5	56/60 (93%)	52 (93%)	4 (7%)	0	100	100
54	L8	56/60 (93%)	54 (96%)	2 (4%)	0	100	100
55	M8	46/71 (65%)	24 (52%)	20 (44%)	2 (4%)	2	13
56	J5	54/60 (90%)	47 (87%)	7 (13%)	0	100	100
56	N8	48/60 (80%)	42 (88%)	6 (12%)	0	100	100
57	O8	43/54 (80%)	26 (60%)	16 (37%)	1 (2%)	5	25
58	L5	45/49 (92%)	42 (93%)	3 (7%)	0	100	100
58	P8	45/49 (92%)	43 (96%)	2 (4%)	0	100	100
59	M5	62/65 (95%)	49 (79%)	12 (19%)	1 (2%)	8	33
59	Q8	62/65 (95%)	47 (76%)	13 (21%)	2 (3%)	3	18
All	All	11677/12957 (90%)	9408 (81%)	2067 (18%)	202 (2%)	7	32

All (202) Ramachandran outliers are listed below:

Mol	Chain	Res	Type
13	4I	12	ASN
30	21	78	LEU
30	21	83	ASP
33	51	10	PRO
34	18	25	ASP
36	38	29	TYR
36	38	37	THR
36	38	38	HIS
36	38	104	ILE
36	38	105	PRO
37	48	123	ALA
37	48	144	VAL
45	C8	93	LYS

Continued on next page...

Continued from previous page...

Mol	Chain	Res	Type
48	F8	4	ALA
50	H8	53	ILE
50	H8	60	GLU
4	32	153	ARG
12	3A	27	LEU
12	3A	105	TYR
12	3A	106	ASP
20	BA	74	LYS
20	BA	75	ASN
31	39	28	ILE
31	39	124	LEU
33	59	86	GLU
33	59	87	LEU
40	35	36	LYS
41	45	87	LYS
49	C5	56	PRO
50	D5	53	ILE
50	D5	182	LYS
50	D5	193	GLU
59	M5	34	TRP
4	3E	156	GLU
14	5I	17	LYS
18	9I	22	VAL
19	AI	41	VAL
20	BI	46	GLU
20	BI	74	LYS
30	21	60	ASN
36	38	63	LEU
36	38	67	GLY
36	38	88	ALA
34	28	18	LEU
38	58	22	THR
53	K8	47	ASN
55	M8	24	THR
2	12	9	GLU
2	12	22	LYS
4	32	34	GLU
11	2A	101	SER
13	4A	84	ILE
14	5A	17	LYS
21	1B	3	LYS
31	39	25	PRO

Continued on next page...

Continued from previous page...

Mol	Chain	Res	Type
31	39	27	GLU
33	59	159	GLU
40	35	15	ARG
40	35	53	GLY
40	35	58	THR
40	35	108	LYS
41	45	30	GLY
46	95	78	LYS
46	95	79	VAL
49	C5	29	GLU
49	C5	57	GLN
50	D5	180	VAL
52	F5	92	LYS
9	8E	111	ARG
10	1I	57	LYS
14	5I	14	PRO
20	BI	95	ALA
21	1F	3	LYS
29	11	99	ASP
30	21	82	ARG
31	31	130	ALA
33	51	13	LYS
35	61	134	PRO
36	38	21	GLN
36	38	45	LYS
36	38	46	GLN
36	38	51	LEU
36	38	89	ALA
36	38	99	SER
37	48	122	ALA
40	78	15	ARG
41	88	6	ARG
41	88	134	ARG
50	H8	6	LYS
50	H8	52	SER
55	M8	25	TYR
57	O8	32	ASN
59	Q8	35	GLN
59	Q8	36	LYS
2	12	8	LYS
7	62	145	ALA
7	62	146	GLU

Continued on next page...

Continued from previous page...

Mol	Chain	Res	Type
30	29	51	PHE
30	29	54	GLN
33	59	126	PRO
35	69	78	THR
40	35	142	GLY
43	65	89	ARG
46	95	99	ILE
2	1E	238	LEU
19	AI	81	ARG
29	11	238	GLY
30	21	54	GLN
35	61	12	LEU
36	38	98	LYS
36	38	102	LYS
36	38	119	ALA
37	48	91	PRO
2	12	73	THR
3	22	90	GLU
9	82	56	LEU
20	BA	73	HIS
30	29	71	GLY
31	39	48	THR
32	49	117	PHE
33	59	98	LEU
35	69	77	LEU
39	25	14	THR
43	65	87	PHE
46	95	44	LYS
46	95	77	ALA
49	C5	17	SER
50	D5	60	GLU
50	D5	108	PRO
50	D5	109	ALA
3	2E	12	LEU
19	AI	7	LYS
19	AI	43	GLU
30	21	118	LYS
30	21	130	GLY
32	41	117	PHE
33	51	12	PRO
33	51	84	SER
33	51	155	SER

Continued on next page...

Continued from previous page...

Mol	Chain	Res	Type
33	51	164	TYR
36	38	62	ALA
36	38	70	GLU
36	38	120	LYS
37	48	139	VAL
38	58	96	GLU
45	C8	51	LYS
51	I8	9	SER
53	K8	43	GLN
4	32	28	SER
12	3A	28	LYS
14	5A	30	ALA
31	39	21	ALA
32	49	4	ASP
40	35	35	HIS
40	35	56	SER
41	45	59	ARG
43	65	17	ARG
43	65	62	LYS
49	C5	19	LYS
49	C5	55	TYR
50	D5	191	VAL
52	F5	93	GLU
53	G5	47	ASN
4	3E	25	ARG
9	8E	112	LYS
18	9I	21	LYS
20	BI	98	PRO
31	31	25	PRO
31	31	54	ARG
33	51	137	ASP
33	51	138	LYS
33	51	153	LYS
37	48	72	PRO
50	H8	64	GLY
2	12	74	LYS
33	59	41	MET
35	69	75	LEU
41	45	23	GLY
19	AI	9	VAL
30	29	88	GLY
29	11	36	PRO

Continued on next page...

Continued from previous page...

Mol	Chain	Res	Type
30	21	72	VAL
30	29	61	ARG
35	69	16	GLY
46	95	50	PRO
2	1E	208	ILE
5	4E	115	VAL
36	38	73	GLY
37	48	138	VAL
50	H8	111	VAL
30	29	52	LEU
33	59	169	VAL
49	C5	58	GLY
36	38	69	PRO
12	3A	63	GLY
32	49	5	VAL
35	61	34	GLY
35	61	133	HIS
41	45	78	PRO
19	AI	42	PRO
4	32	29	PRO
37	48	13	PRO

5.3.2 Protein sidechains ⓘ

In the following table, the Percentiles column shows the percent sidechain outliers of the chain as a percentile score with respect to all X-ray entries followed by that with respect to entries of similar resolution.

The Analysed column shows the number of residues for which the sidechain conformation was analysed, and the total number of residues.

Mol	Chain	Analysed	Rotameric	Outliers	Percentiles	
2	12	205/220 (93%)	155 (76%)	50 (24%)	0	2
2	1E	200/220 (91%)	146 (73%)	54 (27%)	0	1
3	22	153/188 (81%)	114 (74%)	39 (26%)	0	2
3	2E	159/188 (85%)	126 (79%)	33 (21%)	1	4
4	32	180/181 (99%)	143 (79%)	37 (21%)	1	4
4	3E	178/181 (98%)	145 (82%)	33 (18%)	1	6
5	42	116/123 (94%)	84 (72%)	32 (28%)	0	1
5	4E	115/123 (94%)	92 (80%)	23 (20%)	1	5

Continued on next page...

Continued from previous page...

Mol	Chain	Analysed	Rotameric	Outliers	Percentiles	
6	52	90/90 (100%)	77 (86%)	13 (14%)	2	12
6	5E	90/90 (100%)	74 (82%)	16 (18%)	1	6
7	62	114/127 (90%)	89 (78%)	25 (22%)	1	4
7	6E	125/127 (98%)	102 (82%)	23 (18%)	1	6
8	72	119/119 (100%)	101 (85%)	18 (15%)	2	10
8	7E	119/119 (100%)	94 (79%)	25 (21%)	1	4
9	82	95/99 (96%)	69 (73%)	26 (27%)	0	1
9	8E	97/99 (98%)	69 (71%)	28 (29%)	0	1
10	1A	89/92 (97%)	67 (75%)	22 (25%)	0	2
10	1I	89/92 (97%)	68 (76%)	21 (24%)	0	3
11	2A	85/99 (86%)	66 (78%)	19 (22%)	1	3
11	2I	84/99 (85%)	61 (73%)	23 (27%)	0	1
12	3A	102/109 (94%)	81 (79%)	21 (21%)	1	4
12	3I	103/109 (94%)	80 (78%)	23 (22%)	1	3
13	4A	90/101 (89%)	63 (70%)	27 (30%)	0	1
13	4I	93/101 (92%)	72 (77%)	21 (23%)	1	3
14	5A	47/50 (94%)	32 (68%)	15 (32%)	0	0
14	5I	50/50 (100%)	41 (82%)	9 (18%)	1	6
15	6A	79/80 (99%)	67 (85%)	12 (15%)	2	10
15	6I	79/80 (99%)	66 (84%)	13 (16%)	2	8
16	7A	72/74 (97%)	59 (82%)	13 (18%)	1	6
16	7I	72/74 (97%)	55 (76%)	17 (24%)	0	3
17	8A	94/97 (97%)	80 (85%)	14 (15%)	2	11
17	8I	95/97 (98%)	77 (81%)	18 (19%)	1	6
18	9A	58/77 (75%)	47 (81%)	11 (19%)	1	6
18	9I	58/77 (75%)	48 (83%)	10 (17%)	1	7
19	AA	52/80 (65%)	41 (79%)	11 (21%)	1	4
19	AI	70/80 (88%)	52 (74%)	18 (26%)	0	1
20	BA	76/82 (93%)	58 (76%)	18 (24%)	0	2
20	BI	75/82 (92%)	54 (72%)	21 (28%)	0	1
21	1B	19/22 (86%)	18 (95%)	1 (5%)	19	47

Continued on next page...

Continued from previous page...

Mol	Chain	Analysed	Rotameric	Outliers	Percentiles	
21	1F	19/22 (86%)	17 (90%)	2 (10%)	5	21
28	71	110/181 (61%)	82 (74%)	28 (26%)	0	2
28	79	107/181 (59%)	97 (91%)	10 (9%)	7	26
29	11	214/218 (98%)	170 (79%)	44 (21%)	1	4
29	19	214/218 (98%)	163 (76%)	51 (24%)	0	2
30	21	165/166 (99%)	119 (72%)	46 (28%)	0	1
30	29	165/166 (99%)	129 (78%)	36 (22%)	1	4
31	31	161/166 (97%)	122 (76%)	39 (24%)	0	2
31	39	163/166 (98%)	119 (73%)	44 (27%)	0	1
32	41	153/156 (98%)	117 (76%)	36 (24%)	0	3
32	49	153/156 (98%)	111 (72%)	42 (28%)	0	1
33	51	142/148 (96%)	100 (70%)	42 (30%)	0	1
33	59	142/148 (96%)	105 (74%)	37 (26%)	0	1
34	18	26/90 (29%)	18 (69%)	8 (31%)	0	1
34	28	26/90 (29%)	13 (50%)	13 (50%)	0	0
35	61	122/124 (98%)	90 (74%)	32 (26%)	0	1
35	69	122/124 (98%)	84 (69%)	38 (31%)	0	1
36	38	115/135 (85%)	64 (56%)	51 (44%)	0	0
37	48	106/111 (96%)	67 (63%)	39 (37%)	0	0
38	15	116/119 (98%)	89 (77%)	27 (23%)	0	3
38	58	116/119 (98%)	88 (76%)	28 (24%)	0	2
39	25	100/100 (100%)	78 (78%)	22 (22%)	1	3
39	68	100/100 (100%)	89 (89%)	11 (11%)	5	20
40	35	115/116 (99%)	82 (71%)	33 (29%)	0	1
40	78	114/116 (98%)	77 (68%)	37 (32%)	0	0
41	45	109/111 (98%)	79 (72%)	30 (28%)	0	1
41	88	109/111 (98%)	93 (85%)	16 (15%)	2	11
42	55	101/101 (100%)	82 (81%)	19 (19%)	1	6
42	98	101/101 (100%)	77 (76%)	24 (24%)	0	2
43	65	87/88 (99%)	59 (68%)	28 (32%)	0	0
43	A8	87/88 (99%)	57 (66%)	30 (34%)	0	0

Continued on next page...

Continued from previous page...

Mol	Chain	Analysed	Rotameric	Outliers	Percentiles	
44	75	117/127 (92%)	85 (73%)	32 (27%)	0	1
44	B8	119/127 (94%)	87 (73%)	32 (27%)	0	1
45	85	93/94 (99%)	77 (83%)	16 (17%)	1	7
45	C8	92/94 (98%)	73 (79%)	19 (21%)	1	4
46	95	82/82 (100%)	66 (80%)	16 (20%)	1	5
46	D8	82/82 (100%)	58 (71%)	24 (29%)	0	1
47	A5	91/92 (99%)	68 (75%)	23 (25%)	0	2
47	E8	91/92 (99%)	75 (82%)	16 (18%)	1	7
48	B5	75/78 (96%)	59 (79%)	16 (21%)	1	4
48	F8	75/78 (96%)	60 (80%)	15 (20%)	1	5
49	C5	81/91 (89%)	58 (72%)	23 (28%)	0	1
49	G8	82/91 (90%)	66 (80%)	16 (20%)	1	5
50	D5	173/179 (97%)	129 (75%)	44 (25%)	0	2
50	H8	147/179 (82%)	112 (76%)	35 (24%)	0	2
51	E5	62/67 (92%)	51 (82%)	11 (18%)	1	7
51	I8	62/67 (92%)	48 (77%)	14 (23%)	1	3
52	F5	79/83 (95%)	53 (67%)	26 (33%)	0	0
52	J8	78/83 (94%)	61 (78%)	17 (22%)	1	4
53	G5	62/67 (92%)	43 (69%)	19 (31%)	0	1
53	K8	63/67 (94%)	44 (70%)	19 (30%)	0	1
54	H5	50/52 (96%)	43 (86%)	7 (14%)	3	12
54	L8	50/52 (96%)	38 (76%)	12 (24%)	0	2
55	M8	42/63 (67%)	30 (71%)	12 (29%)	0	1
56	J5	48/52 (92%)	38 (79%)	10 (21%)	1	4
56	N8	44/52 (85%)	34 (77%)	10 (23%)	0	3
57	O8	44/52 (85%)	29 (66%)	15 (34%)	0	0
58	L5	40/42 (95%)	34 (85%)	6 (15%)	2	10
58	P8	38/42 (90%)	34 (90%)	4 (10%)	5	21
59	M5	54/55 (98%)	40 (74%)	14 (26%)	0	1
59	Q8	54/55 (98%)	41 (76%)	13 (24%)	0	2
All	All	9836/10671 (92%)	7504 (76%)	2332 (24%)	0	2

All (2332) residues with a non-rotameric sidechain are listed below:

Mol	Chain	Res	Type
2	1E	5	ILE
2	1E	7	VAL
2	1E	9	GLU
2	1E	10	LEU
2	1E	11	LEU
2	1E	17	PHE
2	1E	21	ARG
2	1E	23	ARG
2	1E	28	PHE
2	1E	31	TYR
2	1E	35	GLU
2	1E	36	ARG
2	1E	42	ILE
2	1E	44	LEU
2	1E	50	GLU
2	1E	51	LEU
2	1E	55	PHE
2	1E	69	LEU
2	1E	71	VAL
2	1E	73	THR
2	1E	74	LYS
2	1E	80	ILE
2	1E	93	VAL
2	1E	96	ARG
2	1E	108	ILE
2	1E	109	SER
2	1E	118	LEU
2	1E	122	PHE
2	1E	127	ILE
2	1E	136	VAL
2	1E	144	ARG
2	1E	156	LYS
2	1E	160	ASP
2	1E	162	ILE
2	1E	163	PHE
2	1E	170	GLU
2	1E	172	ILE
2	1E	178	ARG
2	1E	185	ILE
2	1E	187	LEU
2	1E	189	ASP
2	1E	190	THR

Continued on next page...

Continued from previous page...

Mol	Chain	Res	Type
2	1E	195	ASP
2	1E	197	VAL
2	1E	200	ILE
2	1E	205	ASP
2	1E	211	ILE
2	1E	214	ILE
2	1E	219	VAL
2	1E	221	LEU
2	1E	222	ILE
2	1E	223	ILE
2	1E	224	GLN
2	1E	230	VAL
3	2E	3	ASN
3	2E	5	ILE
3	2E	8	ILE
3	2E	16	ARG
3	2E	18	TRP
3	2E	21	ARG
3	2E	31	HIS
3	2E	32	LEU
3	2E	36	ASP
3	2E	49	SER
3	2E	52	LEU
3	2E	54	ARG
3	2E	63	ASN
3	2E	76	VAL
3	2E	79	ARG
3	2E	95	THR
3	2E	98	ASN
3	2E	104	GLN
3	2E	116	VAL
3	2E	127	ARG
3	2E	128	PHE
3	2E	131	ARG
3	2E	132	ARG
3	2E	136	GLN
3	2E	138	VAL
3	2E	140	ARG
3	2E	154	SER
3	2E	166	GLU
3	2E	170	GLN
3	2E	184	TYR

Continued on next page...

Continued from previous page...

Mol	Chain	Res	Type
3	2E	192	THR
3	2E	202	ILE
3	2E	206	GLU
4	3E	3	ARG
4	3E	10	ARG
4	3E	13	ARG
4	3E	15	GLU
4	3E	17	VAL
4	3E	46	LYS
4	3E	50	ARG
4	3E	58	LEU
4	3E	59	ARG
4	3E	60	GLU
4	3E	64	LEU
4	3E	66	ARG
4	3E	76	ARG
4	3E	96	LEU
4	3E	108	LEU
4	3E	114	ARG
4	3E	122	ARG
4	3E	127	THR
4	3E	132	ARG
4	3E	135	LEU
4	3E	141	ARG
4	3E	151	LYS
4	3E	154	ASN
4	3E	155	LEU
4	3E	160	GLN
4	3E	175	SER
4	3E	176	LEU
4	3E	184	LYS
4	3E	188	LEU
4	3E	190	ASP
4	3E	191	ARG
4	3E	200	GLU
4	3E	209	ARG
5	4E	10	MET
5	4E	11	ILE
5	4E	16	THR
5	4E	18	ARG
5	4E	19	MET
5	4E	31	LEU

Continued on next page...

Continued from previous page...

Mol	Chain	Res	Type
5	4E	41	VAL
5	4E	47	LYS
5	4E	63	ARG
5	4E	64	ARG
5	4E	68	GLU
5	4E	71	LEU
5	4E	72	GLN
5	4E	75	THR
5	4E	79	GLU
5	4E	87	SER
5	4E	92	LYS
5	4E	112	LEU
5	4E	116	THR
5	4E	147	ASP
5	4E	148	VAL
5	4E	152	ARG
5	4E	153	LYS
6	5E	21	LEU
6	5E	23	LYS
6	5E	32	ASN
6	5E	36	ARG
6	5E	37	VAL
6	5E	43	LEU
6	5E	57	GLN
6	5E	70	ASP
6	5E	71	ARG
6	5E	72	VAL
6	5E	86	ARG
6	5E	87	ARG
6	5E	89	MET
6	5E	91	VAL
6	5E	92	LYS
6	5E	96	PRO
7	6E	21	VAL
7	6E	22	LEU
7	6E	30	ILE
7	6E	37	ASN
7	6E	38	LEU
7	6E	52	GLU
7	6E	54	THR
7	6E	63	LYS
7	6E	73	MET

Continued on next page...

Continued from previous page...

Mol	Chain	Res	Type
7	6E	78	ARG
7	6E	80	VAL
7	6E	90	GLU
7	6E	96	GLN
7	6E	97	GLN
7	6E	104	LEU
7	6E	113	GLU
7	6E	115	ARG
7	6E	124	LEU
7	6E	126	ASP
7	6E	143	ARG
7	6E	149	ARG
7	6E	154	TYR
7	6E	155	ARG
8	7E	1	MET
8	7E	3	THR
8	7E	18	ARG
8	7E	23	SER
8	7E	26	VAL
8	7E	36	LEU
8	7E	45	ILE
8	7E	49	GLU
8	7E	52	ASP
8	7E	56	LYS
8	7E	63	LEU
8	7E	67	PRO
8	7E	68	ARG
8	7E	80	ILE
8	7E	83	ILE
8	7E	84	ARG
8	7E	85	ARG
8	7E	107	LEU
8	7E	109	ILE
8	7E	112	LEU
8	7E	118	VAL
8	7E	123	GLU
8	7E	127	LEU
8	7E	129	VAL
8	7E	137	VAL
9	8E	9	ARG
9	8E	10	ARG
9	8E	16	ARG

Continued on next page...

Continued from previous page...

Mol	Chain	Res	Type
9	8E	20	ARG
9	8E	33	PHE
9	8E	34	ASN
9	8E	35	GLU
9	8E	38	GLN
9	8E	40	LEU
9	8E	42	ARG
9	8E	44	VAL
9	8E	47	LEU
9	8E	51	ARG
9	8E	53	VAL
9	8E	54	ASP
9	8E	75	ASP
9	8E	79	LEU
9	8E	91	ASP
9	8E	92	TYR
9	8E	99	LEU
9	8E	105	ASP
9	8E	108	VAL
9	8E	112	LYS
9	8E	113	LYS
9	8E	114	TYR
9	8E	118	LYS
9	8E	121	ARG
9	8E	125	TYR
10	1I	14	LYS
10	1I	21	GLN
10	1I	22	LYS
10	1I	34	VAL
10	1I	40	LEU
10	1I	43	ARG
10	1I	44	VAL
10	1I	49	VAL
10	1I	57	LYS
10	1I	59	SER
10	1I	62	HIS
10	1I	63	PHE
10	1I	66	ARG
10	1I	74	ILE
10	1I	75	ILE
10	1I	80	LYS
10	1I	84	GLN

Continued on next page...

Continued from previous page...

Mol	Chain	Res	Type
10	1I	92	THR
10	1I	95	GLU
10	1I	96	ILE
10	1I	98	ILE
11	2I	16	SER
11	2I	18	ARG
11	2I	28	THR
11	2I	29	ILE
11	2I	30	VAL
11	2I	32	ILE
11	2I	51	LYS
11	2I	54	ARG
11	2I	62	GLN
11	2I	70	LYS
11	2I	71	LYS
11	2I	75	TYR
11	2I	81	ASP
11	2I	82	VAL
11	2I	84	VAL
11	2I	87	THR
11	2I	91	ARG
11	2I	96	ARG
11	2I	106	LYS
11	2I	109	VAL
11	2I	120	ARG
11	2I	123	LYS
11	2I	124	LYS
12	3I	7	ILE
12	3I	8	ASN
12	3I	11	VAL
12	3I	18	VAL
12	3I	19	ARG
12	3I	20	LYS
12	3I	22	SER
12	3I	33	ARG
12	3I	34	ARG
12	3I	44	THR
12	3I	46	LYS
12	3I	55	VAL
12	3I	60	LEU
12	3I	62	SER
12	3I	64	TYR

Continued on next page...

Continued from previous page...

Mol	Chain	Res	Type
12	3I	67	THR
12	3I	79	GLU
12	3I	102	ARG
12	3I	112	ASP
12	3I	115	LYS
12	3I	116	SER
12	3I	123	LYS
12	3I	126	LYS
13	4I	3	ARG
13	4I	17	VAL
13	4I	32	GLU
13	4I	34	LEU
13	4I	35	GLU
13	4I	44	ARG
13	4I	45	VAL
13	4I	46	LYS
13	4I	48	LEU
13	4I	50	GLU
13	4I	56	LEU
13	4I	64	TRP
13	4I	67	GLU
13	4I	70	LEU
13	4I	83	ASP
13	4I	96	LEU
13	4I	102	ARG
13	4I	104	ARG
13	4I	106	ASN
13	4I	108	ARG
13	4I	109	THR
14	5I	4	LYS
14	5I	6	LEU
14	5I	22	THR
14	5I	32	SER
14	5I	33	VAL
14	5I	35	ARG
14	5I	41	ARG
14	5I	44	LEU
14	5I	56	VAL
15	6I	6	GLU
15	6I	17	ARG
15	6I	24	SER
15	6I	26	GLU

Continued on next page...

Continued from previous page...

Mol	Chain	Res	Type
15	6I	31	LEU
15	6I	41	GLU
15	6I	47	LYS
15	6I	64	ARG
15	6I	66	LEU
15	6I	67	LEU
15	6I	68	ARG
15	6I	76	GLU
15	6I	88	ARG
16	7I	1	MET
16	7I	4	ILE
16	7I	6	LEU
16	7I	8	ARG
16	7I	11	SER
16	7I	18	ARG
16	7I	20	VAL
16	7I	21	VAL
16	7I	22	THR
16	7I	27	LYS
16	7I	28	ARG
16	7I	43	LYS
16	7I	45	THR
16	7I	47	ASP
16	7I	50	LYS
16	7I	72	ARG
16	7I	80	PHE
17	8I	4	LYS
17	8I	7	THR
17	8I	12	SER
17	8I	24	GLU
17	8I	38	ARG
17	8I	43	LEU
17	8I	48	GLU
17	8I	52	LYS
17	8I	60	ILE
17	8I	62	SER
17	8I	68	ARG
17	8I	74	LEU
17	8I	81	ARG
17	8I	89	LEU
17	8I	92	ARG
17	8I	96	GLU

Continued on next page...

Continued from previous page...

Mol	Chain	Res	Type
17	8I	98	LEU
17	8I	101	ARG
18	9I	22	VAL
18	9I	28	GLU
18	9I	32	ARG
18	9I	36	ASN
18	9I	42	ARG
18	9I	54	ARG
18	9I	68	LYS
18	9I	76	LEU
18	9I	84	LYS
18	9I	86	VAL
19	AI	5	LEU
19	AI	6	LYS
19	AI	10	PHE
19	AI	20	LEU
19	AI	22	LEU
19	AI	25	LYS
19	AI	27	GLU
19	AI	29	ARG
19	AI	31	ILE
19	AI	33	THR
19	AI	36	ARG
19	AI	37	ARG
19	AI	39	THR
19	AI	41	VAL
19	AI	45	VAL
19	AI	48	THR
19	AI	71	LEU
19	AI	77	THR
20	BI	11	SER
20	BI	13	LEU
20	BI	15	ARG
20	BI	17	ARG
20	BI	18	GLN
20	BI	24	LEU
20	BI	30	LYS
20	BI	34	LYS
20	BI	36	LEU
20	BI	37	SER
20	BI	42	GLN
20	BI	50	GLU

Continued on next page...

Continued from previous page...

Mol	Chain	Res	Type
20	BI	55	ILE
20	BI	56	MET
20	BI	57	ARG
20	BI	64	ASP
20	BI	70	SER
20	BI	74	LYS
20	BI	75	ASN
20	BI	100	ILE
20	BI	105	SER
21	1F	8	THR
21	1F	10	ARG
28	71	6	ARG
28	71	8	ARG
28	71	13	LYS
28	71	19	ILE
28	71	21	THR
28	71	24	GLU
28	71	30	LYS
28	71	52	ARG
28	71	55	ASP
28	71	59	ARG
28	71	64	LEU
28	71	66	HIS
28	71	68	LEU
28	71	165	ASN
28	71	168	THR
28	71	171	ILE
28	71	177	LYS
28	71	185	LEU
28	71	187	ASP
28	71	188	ASN
28	71	189	ILE
28	71	202	GLU
28	71	205	LYS
28	71	211	SER
28	71	212	VAL
28	71	213	TYR
28	71	222	VAL
28	71	227	HIS
29	11	13	ARG
29	11	17	THR
29	11	26	LYS

Continued on next page...

Continued from previous page...

Mol	Chain	Res	Type
29	11	27	THR
29	11	28	GLU
29	11	29	PRO
29	11	31	LYS
29	11	32	SER
29	11	33	LEU
29	11	35	LYS
29	11	37	LEU
29	11	38	LYS
29	11	39	LYS
29	11	43	ARG
29	11	46	GLN
29	11	61	LEU
29	11	64	ILE
29	11	65	ILE
29	11	94	LEU
29	11	101	GLU
29	11	103	ARG
29	11	105	ILE
29	11	106	ILE
29	11	113	VAL
29	11	116	GLN
29	11	117	VAL
29	11	126	GLN
29	11	136	ILE
29	11	141	VAL
29	11	142	VAL
29	11	154	LYS
29	11	162	SER
29	11	165	ILE
29	11	192	THR
29	11	193	VAL
29	11	200	ASP
29	11	212	SER
29	11	228	PRO
29	11	229	VAL
29	11	239	ARG
29	11	242	ARG
29	11	257	LEU
29	11	261	LYS
29	11	271	ILE
30	21	12	THR

Continued on next page...

Continued from previous page...

Mol	Chain	Res	Type
30	21	14	ILE
30	21	16	ARG
30	21	21	VAL
30	21	26	ILE
30	21	40	GLU
30	21	41	LYS
30	21	47	VAL
30	21	48	GLN
30	21	52	LEU
30	21	54	GLN
30	21	57	LYS
30	21	60	ASN
30	21	61	ARG
30	21	63	LEU
30	21	64	LYS
30	21	66	HIS
30	21	78	LEU
30	21	80	GLU
30	21	82	ARG
30	21	84	PHE
30	21	87	GLU
30	21	95	ILE
30	21	101	ARG
30	21	107	THR
30	21	111	ARG
30	21	113	PHE
30	21	116	VAL
30	21	118	LYS
30	21	119	ARG
30	21	136	ARG
30	21	138	PRO
30	21	144	ARG
30	21	146	THR
30	21	149	ARG
30	21	163	GLU
30	21	169	ASN
30	21	175	VAL
30	21	179	GLU
30	21	181	LEU
30	21	188	VAL
30	21	195	LEU
30	21	196	VAL

Continued on next page...

Continued from previous page...

Mol	Chain	Res	Type
30	21	197	ILE
30	21	202	LYS
30	21	203	LYS
31	31	13	SER
31	31	17	ARG
31	31	27	GLU
31	31	28	ILE
31	31	32	LEU
31	31	33	LEU
31	31	43	LYS
31	31	56	GLU
31	31	64	ILE
31	31	78	ILE
31	31	82	ILE
31	31	88	VAL
31	31	98	SER
31	31	101	LEU
31	31	106	ARG
31	31	107	LYS
31	31	112	MET
31	31	116	ASP
31	31	117	ARG
31	31	127	GLU
31	31	137	LYS
31	31	152	GLU
31	31	153	SER
31	31	156	LEU
31	31	158	THR
31	31	161	GLU
31	31	162	LEU
31	31	168	ARG
31	31	170	LEU
31	31	174	VAL
31	31	175	THR
31	31	181	LEU
31	31	183	VAL
31	31	188	ARG
31	31	189	THR
31	31	194	MET
31	31	196	LEU
31	31	205	ARG
31	31	206	ILE

Continued on next page...

Continued from previous page...

Mol	Chain	Res	Type
32	41	3	LEU
32	41	14	GLU
32	41	19	LEU
32	41	21	ARG
32	41	28	VAL
32	41	31	VAL
32	41	43	LEU
32	41	45	GLU
32	41	47	LYS
32	41	48	GLU
32	41	51	ARG
32	41	52	ILE
32	41	53	LEU
32	41	58	GLN
32	41	62	LEU
32	41	67	LYS
32	41	70	VAL
32	41	76	SER
32	41	77	ILE
32	41	80	PHE
32	41	82	LEU
32	41	83	ARG
32	41	90	LEU
32	41	94	LEU
32	41	96	ARG
32	41	101	ILE
32	41	108	ASN
32	41	115	ARG
32	41	116	ASP
32	41	126	ASP
32	41	130	ASN
32	41	136	ARG
32	41	139	LEU
32	41	150	ASP
32	41	155	MET
32	41	168	GLU
33	51	2	SER
33	51	4	ILE
33	51	7	LEU
33	51	9	ILE
33	51	11	VAL
33	51	37	VAL

Continued on next page...

Continued from previous page...

Mol	Chain	Res	Type
33	51	41	MET
33	51	45	VAL
33	51	51	ARG
33	51	61	HIS
33	51	63	SER
33	51	64	LEU
33	51	68	THR
33	51	71	LEU
33	51	80	SER
33	51	81	GLU
33	51	83	TYR
33	51	84	SER
33	51	97	ARG
33	51	98	LEU
33	51	99	VAL
33	51	104	GLU
33	51	105	LEU
33	51	110	SER
33	51	121	ILE
33	51	129	THR
33	51	130	ARG
33	51	132	ARG
33	51	133	VAL
33	51	134	SER
33	51	136	ILE
33	51	137	ASP
33	51	138	LYS
33	51	139	GLN
33	51	140	LYS
33	51	152	ARG
33	51	155	SER
33	51	159	GLU
33	51	160	LYS
33	51	167	GLU
33	51	169	VAL
33	51	171	LEU
34	18	3	LEU
34	18	9	LYS
34	18	10	GLU
34	18	14	GLN
34	18	17	VAL
34	18	18	LEU

Continued on next page...

Continued from previous page...

Mol	Chain	Res	Type
34	18	19	GLU
34	18	28	LYS
35	61	1	MET
35	61	9	LEU
35	61	10	GLU
35	61	12	LEU
35	61	25	TYR
35	61	38	LEU
35	61	50	ARG
35	61	54	GLN
35	61	57	ARG
35	61	60	GLU
35	61	62	LYS
35	61	66	GLU
35	61	72	LEU
35	61	77	LEU
35	61	81	VAL
35	61	82	ARG
35	61	85	GLU
35	61	92	VAL
35	61	99	GLU
35	61	101	LEU
35	61	110	ASP
35	61	111	PRO
35	61	116	LEU
35	61	117	GLU
35	61	118	LYS
35	61	127	VAL
35	61	135	GLU
35	61	136	VAL
35	61	139	GLN
35	61	140	LEU
35	61	142	VAL
35	61	144	VAL
36	38	4	LYS
36	38	7	VAL
36	38	9	LEU
36	38	10	LEU
36	38	13	LEU
36	38	14	LYS
36	38	16	ASN
36	38	18	GLU

Continued on next page...

Continued from previous page...

Mol	Chain	Res	Type
36	38	26	LEU
36	38	32	LEU
36	38	36	GLU
36	38	38	HIS
36	38	41	ARG
36	38	44	LEU
36	38	45	LYS
36	38	50	ARG
36	38	51	LEU
36	38	52	PHE
36	38	53	VAL
36	38	56	ASN
36	38	58	LEU
36	38	59	ILE
36	38	60	ARG
36	38	63	LEU
36	38	64	LYS
36	38	65	GLU
36	38	68	LEU
36	38	71	LEU
36	38	74	LEU
36	38	84	GLU
36	38	92	THR
36	38	93	LEU
36	38	96	PHE
36	38	98	LYS
36	38	99	SER
36	38	102	LYS
36	38	109	SER
36	38	111	LEU
36	38	112	LEU
36	38	117	LEU
36	38	120	LYS
36	38	122	VAL
36	38	127	GLU
36	38	128	LEU
36	38	130	THR
36	38	131	MET
36	38	134	LEU
36	38	137	GLU
36	38	138	LEU
36	38	139	VAL

Continued on next page...

Continued from previous page...

Mol	Chain	Res	Type
36	38	141	VAL
37	48	9	LYS
37	48	10	LEU
37	48	11	GLN
37	48	16	LYS
37	48	23	VAL
37	48	29	GLN
37	48	34	ILE
37	48	38	VAL
37	48	42	ASN
37	48	47	ASN
37	48	48	MET
37	48	52	ILE
37	48	57	ILE
37	48	58	THR
37	48	60	TYR
37	48	63	ARG
37	48	65	PHE
37	48	75	SER
37	48	77	LEU
37	48	79	ARG
37	48	80	LYS
37	48	85	GLU
37	48	86	LYS
37	48	89	HIS
37	48	96	VAL
37	48	98	ARG
37	48	100	THR
37	48	101	TRP
37	48	102	GLU
37	48	105	LEU
37	48	106	GLU
37	48	109	LYS
37	48	112	MET
37	48	115	LEU
37	48	120	LEU
37	48	121	GLU
37	48	130	SER
37	48	133	SER
37	48	139	VAL
34	28	1	MET
34	28	3	LEU

Continued on next page...

Continued from previous page...

Mol	Chain	Res	Type
34	28	4	ASP
34	28	6	GLU
34	28	7	ARG
34	28	8	ILE
34	28	10	GLU
34	28	13	SER
34	28	16	THR
34	28	18	LEU
34	28	20	LEU
34	28	21	LYS
34	28	27	LEU
38	58	1	MET
38	58	7	LYS
38	58	8	GLN
38	58	10	GLU
38	58	12	ARG
38	58	14	VAL
38	58	15	LEU
38	58	34	LEU
38	58	43	THR
38	58	48	MET
38	58	58	ASP
38	58	60	ILE
38	58	61	ARG
38	58	65	LYS
38	58	67	LEU
38	58	89	LYS
38	58	90	MET
38	58	97	ARG
38	58	99	LEU
38	58	112	LEU
38	58	115	ARG
38	58	119	ARG
38	58	128	HIS
38	58	130	HIS
38	58	131	GLN
38	58	133	GLN
38	58	134	ARG
38	58	137	LYS
39	68	8	LEU
39	68	23	ARG
39	68	24	VAL

Continued on next page...

Continued from previous page...

Mol	Chain	Res	Type
39	68	28	SER
39	68	38	VAL
39	68	47	ILE
39	68	70	LYS
39	68	91	LEU
39	68	94	ARG
39	68	98	VAL
39	68	112	MET
40	78	1	MET
40	78	3	LEU
40	78	5	ASP
40	78	10	PRO
40	78	15	ARG
40	78	21	ARG
40	78	27	HIS
40	78	33	ARG
40	78	36	LYS
40	78	40	SER
40	78	41	ARG
40	78	45	LEU
40	78	46	LYS
40	78	49	ARG
40	78	56	SER
40	78	57	THR
40	78	58	THR
40	78	61	ARG
40	78	68	GLN
40	78	75	ILE
40	78	77	ARG
40	78	79	ARG
40	78	81	GLN
40	78	90	ARG
40	78	95	VAL
40	78	99	LEU
40	78	100	LEU
40	78	105	LEU
40	78	106	LEU
40	78	112	LEU
40	78	115	LEU
40	78	126	VAL
40	78	133	SER
40	78	135	LEU

Continued on next page...

Continued from previous page...

Mol	Chain	Res	Type
40	78	144	GLU
40	78	146	VAL
40	78	147	LEU
41	88	1	MET
41	88	5	ARG
41	88	10	ARG
41	88	14	ARG
41	88	18	LYS
41	88	25	ASP
41	88	42	ILE
41	88	45	GLN
41	88	52	VAL
41	88	55	VAL
41	88	59	ARG
41	88	67	ARG
41	88	75	THR
41	88	81	VAL
41	88	83	MET
41	88	110	THR
42	98	1	MET
42	98	6	SER
42	98	24	GLN
42	98	27	SER
42	98	28	LEU
42	98	29	LEU
42	98	34	ILE
42	98	35	THR
42	98	36	THR
42	98	37	THR
42	98	40	LYS
42	98	44	LEU
42	98	45	ARG
42	98	53	HIS
42	98	54	LEU
42	98	59	ASP
42	98	65	LEU
42	98	79	LEU
42	98	91	GLN
42	98	95	THR
42	98	105	ARG
42	98	113	LEU
42	98	114	VAL

Continued on next page...

Continued from previous page...

Mol	Chain	Res	Type
42	98	118	GLU
43	A8	4	LEU
43	A8	8	GLU
43	A8	14	VAL
43	A8	27	SER
43	A8	30	ARG
43	A8	32	LEU
43	A8	35	ILE
43	A8	36	TYR
43	A8	43	GLU
43	A8	49	VAL
43	A8	50	SER
43	A8	54	LEU
43	A8	56	LEU
43	A8	58	LEU
43	A8	61	ASN
43	A8	64	GLU
43	A8	69	VAL
43	A8	73	LEU
43	A8	80	LEU
43	A8	83	LYS
43	A8	88	ASP
43	A8	89	ARG
43	A8	93	LYS
43	A8	95	HIS
43	A8	97	ARG
43	A8	98	VAL
43	A8	101	LEU
43	A8	106	ARG
43	A8	107	GLU
43	A8	110	LEU
44	B8	1	MET
44	B8	14	TYR
44	B8	16	ARG
44	B8	21	GLU
44	B8	27	THR
44	B8	30	VAL
44	B8	33	LYS
44	B8	38	ASN
44	B8	42	ILE
44	B8	50	ILE
44	B8	58	ASN

Continued on next page...

Continued from previous page...

Mol	Chain	Res	Type
44	B8	64	ARG
44	B8	65	LYS
44	B8	86	ILE
44	B8	87	ASP
44	B8	88	ILE
44	B8	89	VAL
44	B8	95	ARG
44	B8	96	ARG
44	B8	98	LYS
44	B8	99	LEU
44	B8	102	ILE
44	B8	105	LEU
44	B8	106	SER
44	B8	108	ARG
44	B8	110	ILE
44	B8	111	ARG
44	B8	112	ARG
44	B8	115	ARG
44	B8	118	ARG
44	B8	128	GLU
44	B8	136	GLN
45	C8	5	LYS
45	C8	20	LEU
45	C8	27	LEU
45	C8	30	LYS
45	C8	51	LYS
45	C8	52	ARG
45	C8	70	ARG
45	C8	71	GLN
45	C8	74	LEU
45	C8	79	PHE
45	C8	83	LEU
45	C8	88	ILE
45	C8	89	GLU
45	C8	92	ARG
45	C8	93	LYS
45	C8	97	ASP
45	C8	100	VAL
45	C8	104	GLN
45	C8	112	ARG
46	D8	6	LYS
46	D8	7	THR

Continued on next page...

Continued from previous page...

Mol	Chain	Res	Type
46	D8	13	ARG
46	D8	18	LEU
46	D8	19	LYS
46	D8	20	LEU
46	D8	21	ARG
46	D8	25	LEU
46	D8	32	THR
46	D8	35	LEU
46	D8	37	VAL
46	D8	38	LEU
46	D8	40	LEU
46	D8	44	LYS
46	D8	46	VAL
46	D8	47	VAL
46	D8	51	VAL
46	D8	52	VAL
46	D8	57	VAL
46	D8	62	LEU
46	D8	78	LYS
46	D8	79	VAL
46	D8	89	GLN
46	D8	99	ILE
47	E8	11	ARG
47	E8	12	ILE
47	E8	17	VAL
47	E8	20	VAL
47	E8	39	THR
47	E8	42	ARG
47	E8	51	LEU
47	E8	66	GLU
47	E8	70	TYR
47	E8	76	VAL
47	E8	77	ASP
47	E8	88	ARG
47	E8	92	ARG
47	E8	96	ILE
47	E8	107	LEU
47	E8	109	GLU
48	F8	12	VAL
48	F8	23	GLU
48	F8	27	THR
48	F8	30	VAL

Continued on next page...

Continued from previous page...

Mol	Chain	Res	Type
48	F8	35	THR
48	F8	38	GLU
48	F8	53	LYS
48	F8	54	VAL
48	F8	68	ARG
48	F8	72	LYS
48	F8	76	ARG
48	F8	80	ILE
48	F8	81	VAL
48	F8	83	VAL
48	F8	89	ILE
49	G8	6	HIS
49	G8	14	LEU
49	G8	31	LEU
49	G8	38	ILE
49	G8	42	VAL
49	G8	55	TYR
49	G8	63	LYS
49	G8	67	LEU
49	G8	75	ILE
49	G8	82	PRO
49	G8	86	ARG
49	G8	87	LYS
49	G8	88	LYS
49	G8	89	PHE
49	G8	90	LEU
49	G8	99	CYS
50	H8	2	GLU
50	H8	11	GLU
50	H8	13	GLU
50	H8	14	LYS
50	H8	16	SER
50	H8	35	ARG
50	H8	40	ASP
50	H8	42	VAL
50	H8	46	LYS
50	H8	59	LEU
50	H8	61	LEU
50	H8	67	LEU
50	H8	77	ASP
50	H8	80	ARG
50	H8	81	ARG

Continued on next page...

Continued from previous page...

Mol	Chain	Res	Type
50	H8	82	ARG
50	H8	86	VAL
50	H8	87	ASP
50	H8	94	GLU
50	H8	103	ARG
50	H8	105	VAL
50	H8	116	VAL
50	H8	119	GLU
50	H8	121	HIS
50	H8	126	VAL
50	H8	127	LYS
50	H8	128	VAL
50	H8	131	ARG
50	H8	132	ASN
50	H8	154	ASP
50	H8	157	LEU
50	H8	158	PRO
50	H8	169	GLU
50	H8	170	THR
50	H8	171	ILE
51	I8	9	SER
51	I8	11	ARG
51	I8	31	VAL
51	I8	36	ILE
51	I8	37	LEU
51	I8	41	ARG
51	I8	49	LYS
51	I8	64	ASP
51	I8	67	VAL
51	I8	68	GLU
51	I8	70	GLN
51	I8	74	ARG
51	I8	77	ARG
51	I8	82	ARG
52	J8	4	VAL
52	J8	30	VAL
52	J8	33	LYS
52	J8	34	THR
52	J8	41	ARG
52	J8	46	LEU
52	J8	50	ARG
52	J8	61	ARG

Continued on next page...

Continued from previous page...

Mol	Chain	Res	Type
52	J8	65	SER
52	J8	68	PRO
52	J8	74	VAL
52	J8	78	LYS
52	J8	81	LYS
52	J8	82	LEU
52	J8	83	GLU
52	J8	93	GLU
52	J8	94	LEU
53	K8	3	LEU
53	K8	17	SER
53	K8	19	VAL
53	K8	24	LEU
53	K8	32	LEU
53	K8	35	LEU
53	K8	41	ILE
53	K8	44	LEU
53	K8	45	SER
53	K8	47	ASN
53	K8	48	HIS
53	K8	50	ILE
53	K8	51	ARG
53	K8	53	LEU
53	K8	55	ARG
53	K8	62	THR
53	K8	64	LEU
53	K8	66	GLU
53	K8	67	LYS
54	L8	4	LEU
54	L8	8	LEU
54	L8	9	VAL
54	L8	11	SER
54	L8	13	ILE
54	L8	28	LEU
54	L8	31	LEU
54	L8	32	GLN
54	L8	37	LEU
54	L8	40	THR
54	L8	58	VAL
54	L8	59	VAL
55	M8	5	ILE
55	M8	6	HIS

Continued on next page...

Continued from previous page...

Mol	Chain	Res	Type
55	M8	10	VAL
55	M8	23	GLU
55	M8	27	THR
55	M8	31	ILE
55	M8	34	GLU
55	M8	36	CYS
55	M8	38	LYS
55	M8	39	CYS
55	M8	43	TYR
55	M8	44	THR
56	N8	3	LYS
56	N8	11	THR
56	N8	16	ARG
56	N8	26	THR
56	N8	29	THR
56	N8	31	VAL
56	N8	35	GLU
56	N8	40	LYS
56	N8	44	THR
56	N8	49	CYS
57	O8	9	LEU
57	O8	10	LEU
57	O8	11	LEU
57	O8	12	GLU
57	O8	17	LYS
57	O8	19	ARG
57	O8	24	GLU
57	O8	34	LEU
57	O8	36	LEU
57	O8	37	ARG
57	O8	39	TYR
57	O8	40	CYS
57	O8	42	TRP
57	O8	44	ARG
57	O8	52	VAL
58	P8	1	MET
58	P8	8	ASN
58	P8	32	LYS
58	P8	43	THR
59	Q8	6	THR
59	Q8	8	LYS
59	Q8	14	VAL

Continued on next page...

Continued from previous page...

Mol	Chain	Res	Type
59	Q8	15	LYS
59	Q8	19	SER
59	Q8	29	LYS
59	Q8	34	TRP
59	Q8	35	GLN
59	Q8	37	SER
59	Q8	41	ILE
59	Q8	46	ARG
59	Q8	52	LYS
59	Q8	62	LEU
2	12	4	GLU
2	12	19	HIS
2	12	20	GLU
2	12	22	LYS
2	12	23	ARG
2	12	24	TRP
2	12	27	LYS
2	12	30	ARG
2	12	32	ILE
2	12	33	TYR
2	12	37	ASN
2	12	42	ILE
2	12	44	LEU
2	12	45	GLN
2	12	48	MET
2	12	49	GLU
2	12	52	GLU
2	12	55	PHE
2	12	56	ARG
2	12	58	ILE
2	12	75	LYS
2	12	76	GLN
2	12	80	ILE
2	12	94	ASN
2	12	106	LYS
2	12	107	THR
2	12	116	GLU
2	12	121	LEU
2	12	129	GLU
2	12	130	ARG
2	12	137	ARG
2	12	142	LEU

Continued on next page...

Continued from previous page...

Mol	Chain	Res	Type
2	12	144	ARG
2	12	145	LEU
2	12	147	LYS
2	12	150	SER
2	12	153	ARG
2	12	155	LEU
2	12	163	PHE
2	12	165	VAL
2	12	169	LYS
2	12	172	ILE
2	12	179	LYS
2	12	187	LEU
2	12	192	SER
2	12	196	LEU
2	12	204	ASN
2	12	206	ASP
2	12	221	LEU
2	12	233	SER
3	22	3	ASN
3	22	5	ILE
3	22	11	ARG
3	22	14	ILE
3	22	22	TRP
3	22	28	GLN
3	22	29	TYR
3	22	34	LEU
3	22	40	ARG
3	22	48	TYR
3	22	54	ARG
3	22	55	VAL
3	22	59	ARG
3	22	75	VAL
3	22	84	ILE
3	22	85	ARG
3	22	86	VAL
3	22	88	ARG
3	22	94	LEU
3	22	98	ASN
3	22	103	VAL
3	22	108	ASN
3	22	115	LEU
3	22	119	ARG

Continued on next page...

Continued from previous page...

Mol	Chain	Res	Type
3	22	120	VAL
3	22	131	ARG
3	22	139	GLN
3	22	141	VAL
3	22	154	SER
3	22	167	TRP
3	22	172	ARG
3	22	179	ARG
3	22	181	ASN
3	22	191	THR
3	22	193	TYR
3	22	195	VAL
3	22	196	LEU
3	22	198	VAL
3	22	202	ILE
4	32	3	ARG
4	32	12	CYS
4	32	14	ARG
4	32	17	VAL
4	32	21	LEU
4	32	30	LYS
4	32	39	PRO
4	32	45	GLN
4	32	52	SER
4	32	53	ASP
4	32	59	ARG
4	32	61	LYS
4	32	64	LEU
4	32	73	ARG
4	32	76	ARG
4	32	83	SER
4	32	89	THR
4	32	94	LEU
4	32	96	LEU
4	32	118	ARG
4	32	120	LEU
4	32	122	ARG
4	32	127	THR
4	32	135	LEU
4	32	137	SER
4	32	148	VAL
4	32	150	GLU

Continued on next page...

Continued from previous page...

Mol	Chain	Res	Type
4	32	151	LYS
4	32	155	LEU
4	32	161	ASN
4	32	168	ARG
4	32	187	ARG
4	32	190	ASP
4	32	191	ARG
4	32	192	GLU
4	32	200	GLU
4	32	205	GLU
5	42	6	PHE
5	42	10	MET
5	42	12	LEU
5	42	13	ILE
5	42	14	ARG
5	42	16	THR
5	42	25	ARG
5	42	26	PHE
5	42	41	VAL
5	42	47	LYS
5	42	66	MET
5	42	68	GLU
5	42	75	THR
5	42	78	HIS
5	42	79	GLU
5	42	81	GLU
5	42	83	GLU
5	42	87	SER
5	42	90	VAL
5	42	91	LEU
5	42	100	VAL
5	42	101	ILE
5	42	112	LEU
5	42	115	VAL
5	42	118	ILE
5	42	121	LYS
5	42	126	ARG
5	42	144	THR
5	42	145	LYS
5	42	150	ARG
5	42	151	LEU
5	42	152	ARG

Continued on next page...

Continued from previous page...

Mol	Chain	Res	Type
6	52	3	ARG
6	52	7	ASN
6	52	14	LEU
6	52	16	GLN
6	52	21	LEU
6	52	25	ILE
6	52	45	LEU
6	52	46	ARG
6	52	54	LYS
6	52	72	VAL
6	52	78	GLU
6	52	83	ASP
6	52	93	SER
7	62	5	ARG
7	62	8	GLU
7	62	9	VAL
7	62	38	LEU
7	62	45	ASP
7	62	52	GLU
7	62	54	THR
7	62	66	VAL
7	62	67	GLU
7	62	70	LYS
7	62	72	ARG
7	62	76	ARG
7	62	94	ARG
7	62	98	SER
7	62	114	ARG
7	62	118	VAL
7	62	120	ILE
7	62	124	LEU
7	62	131	LYS
7	62	137	LYS
7	62	138	LYS
7	62	142	GLU
7	62	144	MET
7	62	146	GLU
7	62	149	ARG
8	72	1	MET
8	72	2	LEU
8	72	11	THR
8	72	23	SER

Continued on next page...

Continued from previous page...

Mol	Chain	Res	Type
8	72	25	ASP
8	72	56	LYS
8	72	68	ARG
8	72	77	GLU
8	72	82	HIS
8	72	91	ARG
8	72	97	VAL
8	72	99	GLU
8	72	102	ARG
8	72	109	ILE
8	72	119	LEU
8	72	121	ASP
8	72	127	LEU
8	72	129	VAL
9	82	10	ARG
9	82	12	GLU
9	82	18	PHE
9	82	19	LEU
9	82	20	ARG
9	82	27	THR
9	82	28	VAL
9	82	34	ASN
9	82	35	GLU
9	82	42	ARG
9	82	47	LEU
9	82	54	ASP
9	82	56	LEU
9	82	62	TYR
9	82	78	LYS
9	82	79	LEU
9	82	85	LEU
9	82	87	GLN
9	82	89	ASN
9	82	95	LYS
9	82	99	LEU
9	82	104	ARG
9	82	110	GLU
9	82	113	LYS
9	82	114	TYR
9	82	117	HIS
10	1A	6	ILE
10	1A	13	HIS

Continued on next page...

Continued from previous page...

Mol	Chain	Res	Type
10	1A	16	LEU
10	1A	17	ASP
10	1A	22	LYS
10	1A	33	GLN
10	1A	45	ARG
10	1A	47	PHE
10	1A	49	VAL
10	1A	57	LYS
10	1A	62	HIS
10	1A	65	LEU
10	1A	70	ARG
10	1A	74	ILE
10	1A	76	ASN
10	1A	79	ARG
10	1A	80	LYS
10	1A	85	LEU
10	1A	86	MET
10	1A	87	THR
10	1A	92	THR
10	1A	96	ILE
11	2A	24	SER
11	2A	29	ILE
11	2A	31	THR
11	2A	41	THR
11	2A	48	ILE
11	2A	54	ARG
11	2A	63	LEU
11	2A	79	SER
11	2A	80	VAL
11	2A	81	ASP
11	2A	84	VAL
11	2A	93	GLN
11	2A	96	ARG
11	2A	99	GLN
11	2A	103	LEU
11	2A	104	GLN
11	2A	105	VAL
11	2A	109	VAL
11	2A	122	LYS
12	3A	7	ILE
12	3A	18	VAL
12	3A	20	LYS

Continued on next page...

Continued from previous page...

Mol	Chain	Res	Type
12	3A	23	LYS
12	3A	24	VAL
12	3A	27	LEU
12	3A	34	ARG
12	3A	41	ARG
12	3A	42	THR
12	3A	47	LYS
12	3A	50	SER
12	3A	54	LYS
12	3A	60	LEU
12	3A	64	TYR
12	3A	66	VAL
12	3A	75	HIS
12	3A	83	VAL
12	3A	102	ARG
12	3A	106	ASP
12	3A	118	SER
12	3A	122	THR
13	4A	8	GLU
13	4A	12	ASN
13	4A	13	LYS
13	4A	16	ASP
13	4A	17	VAL
13	4A	22	ILE
13	4A	34	LEU
13	4A	35	GLU
13	4A	37	THR
13	4A	39	ILE
13	4A	47	ASP
13	4A	48	LEU
13	4A	55	ARG
13	4A	56	LEU
13	4A	58	GLU
13	4A	64	TRP
13	4A	66	LEU
13	4A	80	ARG
13	4A	81	LEU
13	4A	82	MET
13	4A	83	ASP
13	4A	88	ARG
13	4A	91	ARG
13	4A	94	ARG

Continued on next page...

Continued from previous page...

Mol	Chain	Res	Type
13	4A	103	THR
13	4A	106	ASN
13	4A	108	ARG
14	5A	6	LEU
14	5A	9	LYS
14	5A	11	LYS
14	5A	12	ARG
14	5A	17	LYS
14	5A	18	VAL
14	5A	22	THR
14	5A	24	CYS
14	5A	26	ARG
14	5A	29	ARG
14	5A	33	VAL
14	5A	37	PHE
14	5A	42	ILE
14	5A	44	LEU
14	5A	50	LYS
15	6A	3	ILE
15	6A	4	THR
15	6A	5	LYS
15	6A	7	GLU
15	6A	17	ARG
15	6A	22	THR
15	6A	27	VAL
15	6A	41	GLU
15	6A	45	VAL
15	6A	66	LEU
15	6A	79	ARG
15	6A	84	LYS
16	7A	2	VAL
16	7A	6	LEU
16	7A	11	SER
16	7A	22	THR
16	7A	27	LYS
16	7A	45	THR
16	7A	47	ASP
16	7A	53	VAL
16	7A	55	ARG
16	7A	61	SER
16	7A	62	VAL
16	7A	65	GLN

Continued on next page...

Continued from previous page...

Mol	Chain	Res	Type
16	7A	67	THR
17	8A	12	SER
17	8A	14	LYS
17	8A	16	GLN
17	8A	26	GLN
17	8A	31	LEU
17	8A	49	GLU
17	8A	52	LYS
17	8A	60	ILE
17	8A	68	ARG
17	8A	81	ARG
17	8A	85	VAL
17	8A	87	LYS
17	8A	91	ARG
17	8A	99	SER
18	9A	23	LYS
18	9A	26	LEU
18	9A	29	PHE
18	9A	32	ARG
18	9A	44	LEU
18	9A	47	THR
18	9A	53	ARG
18	9A	55	ARG
18	9A	58	LEU
18	9A	65	ILE
18	9A	84	LYS
19	AA	7	LYS
19	AA	14	HIS
19	AA	20	LEU
19	AA	21	GLU
19	AA	23	ASN
19	AA	34	TRP
19	AA	37	ARG
19	AA	41	VAL
19	AA	60	VAL
19	AA	63	THR
19	AA	65	ASN
20	BA	10	LEU
20	BA	13	LEU
20	BA	15	ARG
20	BA	24	LEU
20	BA	37	SER

Continued on next page...

Continued from previous page...

Mol	Chain	Res	Type
20	BA	41	ILE
20	BA	53	LEU
20	BA	55	ILE
20	BA	56	MET
20	BA	60	GLU
20	BA	72	LEU
20	BA	73	HIS
20	BA	74	LYS
20	BA	85	MET
20	BA	86	ARG
20	BA	89	ARG
20	BA	90	GLN
20	BA	99	LEU
21	1B	10	ARG
28	79	8	ARG
28	79	10	LEU
28	79	42	GLU
28	79	172	HIS
28	79	183	GLU
28	79	193	ILE
28	79	205	LYS
28	79	212	VAL
28	79	216	THR
28	79	224	ILE
29	19	13	ARG
29	19	18	VAL
29	19	23	GLU
29	19	27	THR
29	19	28	GLU
29	19	31	LYS
29	19	33	LEU
29	19	37	LEU
29	19	40	THR
29	19	43	ARG
29	19	44	ASN
29	19	45	ASN
29	19	49	ILE
29	19	54	ARG
29	19	64	ILE
29	19	65	ILE
29	19	68	LYS
29	19	87	ASN

Continued on next page...

Continued from previous page...

Mol	Chain	Res	Type
29	19	88	ARG
29	19	94	LEU
29	19	98	VAL
29	19	99	ASP
29	19	103	ARG
29	19	105	ILE
29	19	111	LEU
29	19	138	VAL
29	19	147	LEU
29	19	155	LEU
29	19	157	ARG
29	19	162	SER
29	19	169	GLU
29	19	171	ASP
29	19	173	VAL
29	19	182	LEU
29	19	192	THR
29	19	193	VAL
29	19	204	ILE
29	19	211	ARG
29	19	212	SER
29	19	226	MET
29	19	242	ARG
29	19	244	ARG
29	19	253	GLN
29	19	255	LYS
29	19	257	LEU
29	19	260	ARG
29	19	262	ARG
29	19	266	SER
29	19	267	SER
29	19	268	ARG
29	19	271	ILE
30	29	5	LEU
30	29	11	MET
30	29	12	THR
30	29	25	VAL
30	29	27	LEU
30	29	33	VAL
30	29	41	LYS
30	29	42	ASP
30	29	45	THR

Continued on next page...

Continued from previous page...

Mol	Chain	Res	Type
30	29	54	GLN
30	29	57	LYS
30	29	59	VAL
30	29	63	LEU
30	29	66	HIS
30	29	67	PHE
30	29	73	GLU
30	29	75	VAL
30	29	76	ARG
30	29	79	ARG
30	29	80	GLU
30	29	82	ARG
30	29	91	VAL
30	29	93	VAL
30	29	111	ARG
30	29	118	LYS
30	29	144	ARG
30	29	154	LYS
30	29	167	VAL
30	29	170	LEU
30	29	175	VAL
30	29	182	LEU
30	29	188	VAL
30	29	200	GLU
30	29	201	THR
30	29	202	LYS
30	29	203	LYS
31	39	4	VAL
31	39	8	GLN
31	39	11	VAL
31	39	15	SER
31	39	18	ARG
31	39	19	GLU
31	39	20	LEU
31	39	29	ASN
31	39	46	ARG
31	39	50	SER
31	39	53	THR
31	39	62	ARG
31	39	66	PRO
31	39	67	GLN
31	39	68	LYS

Continued on next page...

Continued from previous page...

Mol	Chain	Res	Type
31	39	72	ARG
31	39	74	ARG
31	39	82	ILE
31	39	88	VAL
31	39	98	SER
31	39	110	LEU
31	39	123	LEU
31	39	125	LEU
31	39	137	LYS
31	39	140	LEU
31	39	144	LYS
31	39	152	GLU
31	39	153	SER
31	39	154	VAL
31	39	155	LEU
31	39	158	THR
31	39	165	ARG
31	39	169	ASN
31	39	174	VAL
31	39	175	THR
31	39	187	VAL
31	39	192	LEU
31	39	193	VAL
31	39	194	MET
31	39	195	ASP
31	39	197	ASP
31	39	203	GLN
31	39	204	ASN
31	39	205	ARG
32	49	3	LEU
32	49	7	LEU
32	49	14	GLU
32	49	19	LEU
32	49	26	GLN
32	49	28	VAL
32	49	33	ARG
32	49	39	ILE
32	49	40	ASN
32	49	43	LEU
32	49	47	LYS
32	49	53	LEU
32	49	60	LEU

Continued on next page...

Continued from previous page...

Mol	Chain	Res	Type
32	49	62	LEU
32	49	67	LYS
32	49	75	LYS
32	49	76	SER
32	49	80	PHE
32	49	82	LEU
32	49	88	ILE
32	49	91	ARG
32	49	96	ARG
32	49	104	GLU
32	49	109	VAL
32	49	111	LEU
32	49	114	ILE
32	49	116	ASP
32	49	123	ASN
32	49	130	ASN
32	49	133	LEU
32	49	136	ARG
32	49	139	LEU
32	49	140	ILE
32	49	148	MET
32	49	150	ASP
32	49	153	ARG
32	49	156	ASP
32	49	159	VAL
32	49	164	GLU
32	49	166	ASP
32	49	176	LEU
32	49	181	ARG
33	59	6	ARG
33	59	9	ILE
33	59	13	LYS
33	59	23	ARG
33	59	32	GLU
33	59	41	MET
33	59	42	ARG
33	59	51	ARG
33	59	54	ARG
33	59	56	SER
33	59	59	ARG
33	59	70	THR
33	59	81	GLU

Continued on next page...

Continued from previous page...

Mol	Chain	Res	Type
33	59	83	TYR
33	59	85	LYS
33	59	86	GLU
33	59	88	LEU
33	59	89	ILE
33	59	95	ARG
33	59	97	ARG
33	59	98	LEU
33	59	101	ARG
33	59	103	LEU
33	59	104	GLU
33	59	105	LEU
33	59	116	GLU
33	59	125	VAL
33	59	127	GLU
33	59	129	THR
33	59	131	VAL
33	59	137	ASP
33	59	139	GLN
33	59	143	GLN
33	59	148	ILE
33	59	152	ARG
33	59	158	HIS
33	59	171	LEU
35	69	1	MET
35	69	2	LYS
35	69	4	ILE
35	69	9	LEU
35	69	10	GLU
35	69	27	ARG
35	69	37	VAL
35	69	38	LEU
35	69	40	THR
35	69	41	GLU
35	69	47	LEU
35	69	48	GLU
35	69	56	LYS
35	69	58	LEU
35	69	61	ARG
35	69	68	LEU
35	69	69	LYS
35	69	75	LEU

Continued on next page...

Continued from previous page...

Mol	Chain	Res	Type
35	69	76	THR
35	69	77	LEU
35	69	78	THR
35	69	85	GLU
35	69	93	THR
35	69	101	LEU
35	69	103	ARG
35	69	105	HIS
35	69	109	ILE
35	69	114	LEU
35	69	117	GLU
35	69	122	GLU
35	69	125	GLU
35	69	128	LEU
35	69	129	THR
35	69	130	TYR
35	69	133	HIS
35	69	138	ILE
35	69	140	LEU
35	69	141	LYS
38	15	5	VAL
38	15	9	VAL
38	15	12	ARG
38	15	15	LEU
38	15	28	THR
38	15	29	LYS
38	15	32	THR
38	15	33	LEU
38	15	34	LEU
38	15	38	HIS
38	15	41	ASP
38	15	42	TRP
38	15	43	THR
38	15	48	MET
38	15	58	ASP
38	15	59	LYS
38	15	61	ARG
38	15	67	LEU
38	15	68	GLU
38	15	69	GLN
38	15	85	ILE
38	15	93	THR

Continued on next page...

Continued from previous page...

Mol	Chain	Res	Type
38	15	94	HIS
38	15	127	ASP
38	15	133	GLN
38	15	134	ARG
38	15	136	GLU
39	25	5	GLN
39	25	8	LEU
39	25	14	THR
39	25	17	ARG
39	25	22	ILE
39	25	23	ARG
39	25	24	VAL
39	25	26	LYS
39	25	32	TYR
39	25	47	ILE
39	25	49	ARG
39	25	53	LYS
39	25	58	VAL
39	25	78	ARG
39	25	80	ASP
39	25	87	ILE
39	25	89	ASN
39	25	96	THR
39	25	97	ARG
39	25	107	ARG
39	25	114	ILE
39	25	120	GLU
40	35	1	MET
40	35	5	ASP
40	35	21	ARG
40	35	30	THR
40	35	35	HIS
40	35	36	LYS
40	35	41	ARG
40	35	45	LEU
40	35	52	GLU
40	35	62	LEU
40	35	67	MET
40	35	75	ILE
40	35	76	LYS
40	35	77	ARG
40	35	83	VAL

Continued on next page...

Continued from previous page...

Mol	Chain	Res	Type
40	35	85	LEU
40	35	86	LYS
40	35	87	ASP
40	35	88	LEU
40	35	91	PHE
40	35	95	VAL
40	35	96	THR
40	35	98	GLU
40	35	99	LEU
40	35	105	LEU
40	35	111	ARG
40	35	112	LEU
40	35	121	LYS
40	35	123	LEU
40	35	124	LYS
40	35	138	LEU
40	35	144	GLU
40	35	147	LEU
41	45	3	MET
41	45	10	ARG
41	45	14	ARG
41	45	16	ARG
41	45	18	LYS
41	45	21	THR
41	45	32	TYR
41	45	38	GLU
41	45	45	GLN
41	45	51	ARG
41	45	56	ARG
41	45	58	PHE
41	45	60	ARG
41	45	63	LYS
41	45	79	LEU
41	45	83	MET
41	45	85	LYS
41	45	89	ASN
41	45	90	VAL
41	45	91	GLU
41	45	103	MET
41	45	105	GLU
41	45	106	VAL
41	45	110	THR

Continued on next page...

Continued from previous page...

Mol	Chain	Res	Type
41	45	118	LEU
41	45	129	THR
41	45	132	VAL
41	45	134	ARG
41	45	135	ASP
41	45	138	ASP
42	55	1	MET
42	55	18	LEU
42	55	23	ASN
42	55	24	GLN
42	55	27	SER
42	55	28	LEU
42	55	29	LEU
42	55	35	THR
42	55	44	LEU
42	55	64	ARG
42	55	65	LEU
42	55	67	LEU
42	55	69	ASP
42	55	75	LEU
42	55	79	LEU
42	55	96	ARG
42	55	97	VAL
42	55	102	GLU
42	55	105	ARG
43	65	3	ARG
43	65	12	PHE
43	65	13	ARG
43	65	14	VAL
43	65	16	ASN
43	65	17	ARG
43	65	18	ILE
43	65	20	ARG
43	65	23	ARG
43	65	26	LEU
43	65	27	SER
43	65	30	ARG
43	65	36	TYR
43	65	40	ILE
43	65	42	ASP
43	65	52	SER
43	65	59	LYS

Continued on next page...

Continued from previous page...

Mol	Chain	Res	Type
43	65	62	LYS
43	65	69	VAL
43	65	78	LEU
43	65	85	VAL
43	65	89	ARG
43	65	95	HIS
43	65	106	ARG
43	65	107	GLU
43	65	110	LEU
43	65	111	GLU
43	65	112	PHE
44	75	2	ASN
44	75	8	LYS
44	75	13	ARG
44	75	17	THR
44	75	18	ASP
44	75	19	LEU
44	75	21	GLU
44	75	28	VAL
44	75	36	GLU
44	75	41	ARG
44	75	49	VAL
44	75	51	ARG
44	75	62	THR
44	75	64	ARG
44	75	85	LYS
44	75	86	ILE
44	75	88	ILE
44	75	89	VAL
44	75	93	ARG
44	75	96	ARG
44	75	105	LEU
44	75	106	SER
44	75	112	ARG
44	75	113	LYS
44	75	115	ARG
44	75	118	ARG
44	75	120	ARG
44	75	123	GLN
44	75	124	ASP
44	75	132	LYS
44	75	133	GLU

Continued on next page...

Continued from previous page...

Mol	Chain	Res	Type
44	75	134	GLU
45	85	5	LYS
45	85	8	VAL
45	85	12	ARG
45	85	20	LEU
45	85	27	LEU
45	85	31	SER
45	85	52	ARG
45	85	59	ARG
45	85	64	ARG
45	85	69	CYS
45	85	72	HIS
45	85	74	LEU
45	85	92	ARG
45	85	97	ASP
45	85	104	GLN
45	85	114	LYS
46	95	7	THR
46	95	18	LEU
46	95	19	LYS
46	95	35	LEU
46	95	40	LEU
46	95	44	LYS
46	95	66	ARG
46	95	71	LEU
46	95	75	PHE
46	95	79	VAL
46	95	85	LYS
46	95	89	GLN
46	95	93	GLU
46	95	95	LEU
46	95	98	GLU
46	95	99	ILE
47	A5	1	MET
47	A5	11	ARG
47	A5	18	ARG
47	A5	23	LEU
47	A5	31	GLU
47	A5	39	THR
47	A5	51	LEU
47	A5	52	GLU
47	A5	59	VAL

Continued on next page...

Continued from previous page...

Mol	Chain	Res	Type
47	A5	63	ASP
47	A5	65	LEU
47	A5	67	ASP
47	A5	70	TYR
47	A5	76	VAL
47	A5	78	GLU
47	A5	84	ARG
47	A5	88	ARG
47	A5	95	ILE
47	A5	96	ILE
47	A5	100	THR
47	A5	103	ILE
47	A5	107	LEU
47	A5	110	LYS
48	B5	27	THR
48	B5	30	VAL
48	B5	35	THR
48	B5	36	LYS
48	B5	40	LYS
48	B5	48	LYS
48	B5	52	VAL
48	B5	53	LYS
48	B5	63	LYS
48	B5	68	ARG
48	B5	69	TYR
48	B5	75	ASP
48	B5	76	ARG
48	B5	80	ILE
48	B5	81	VAL
48	B5	88	LYS
49	C5	2	ARG
49	C5	19	LYS
49	C5	23	ARG
49	C5	24	VAL
49	C5	29	GLU
49	C5	31	LEU
49	C5	37	VAL
49	C5	40	GLU
49	C5	43	ASN
49	C5	46	LYS
49	C5	52	SER
49	C5	55	TYR

Continued on next page...

Continued from previous page...

Mol	Chain	Res	Type
49	C5	57	GLN
49	C5	61	ILE
49	C5	63	LYS
49	C5	75	ILE
49	C5	85	VAL
49	C5	86	ARG
49	C5	89	PHE
49	C5	90	LEU
49	C5	91	GLU
49	C5	96	ILE
49	C5	99	CYS
50	D5	2	GLU
50	D5	4	ARG
50	D5	5	LEU
50	D5	6	LYS
50	D5	8	TYR
50	D5	16	SER
50	D5	18	LEU
50	D5	19	ARG
50	D5	24	LEU
50	D5	28	MET
50	D5	59	LEU
50	D5	61	LEU
50	D5	67	LEU
50	D5	70	LEU
50	D5	71	VAL
50	D5	73	GLN
50	D5	76	LEU
50	D5	77	ASP
50	D5	81	ARG
50	D5	82	ARG
50	D5	87	ASP
50	D5	88	PHE
50	D5	89	PHE
50	D5	91	LEU
50	D5	97	GLU
50	D5	98	MET
50	D5	111	VAL
50	D5	112	ARG
50	D5	119	GLU
50	D5	120	ILE
50	D5	122	ARG

Continued on next page...

Continued from previous page...

Mol	Chain	Res	Type
50	D5	126	VAL
50	D5	132	ASN
50	D5	148	ASP
50	D5	150	LEU
50	D5	157	LEU
50	D5	170	THR
50	D5	174	VAL
50	D5	175	VAL
50	D5	180	VAL
50	D5	182	LYS
50	D5	183	LEU
50	D5	185	GLU
50	D5	197	ILE
51	E5	9	SER
51	E5	11	ARG
51	E5	12	ASN
51	E5	19	LYS
51	E5	20	ARG
51	E5	23	VAL
51	E5	32	ARG
51	E5	36	ILE
51	E5	43	THR
51	E5	63	VAL
51	E5	82	ARG
52	F5	3	LYS
52	F5	4	VAL
52	F5	11	ARG
52	F5	17	SER
52	F5	25	LYS
52	F5	26	ARG
52	F5	35	THR
52	F5	37	ILE
52	F5	38	SER
52	F5	39	LYS
52	F5	40	ARG
52	F5	41	ARG
52	F5	42	GLN
52	F5	46	LEU
52	F5	51	VAL
52	F5	52	ARG
52	F5	59	THR
52	F5	75	GLU

Continued on next page...

Continued from previous page...

Mol	Chain	Res	Type
52	F5	76	ARG
52	F5	78	LYS
52	F5	80	LEU
52	F5	82	LEU
52	F5	89	GLU
52	F5	90	ILE
52	F5	91	LYS
52	F5	92	LYS
53	G5	5	GLU
53	G5	10	LEU
53	G5	12	GLU
53	G5	15	LYS
53	G5	24	LEU
53	G5	32	LEU
53	G5	35	LEU
53	G5	41	ILE
53	G5	44	LEU
53	G5	45	SER
53	G5	47	ASN
53	G5	48	HIS
53	G5	50	ILE
53	G5	53	LEU
53	G5	60	LEU
53	G5	62	THR
53	G5	65	ASN
53	G5	66	GLU
53	G5	67	LYS
54	H5	23	LEU
54	H5	24	LYS
54	H5	37	LEU
54	H5	40	THR
54	H5	53	LEU
54	H5	54	VAL
54	H5	59	VAL
56	J5	16	ARG
56	J5	23	HIS
56	J5	25	LEU
56	J5	26	THR
56	J5	29	THR
56	J5	35	GLU
56	J5	36	CYS
56	J5	48	GLU

Continued on next page...

Continued from previous page...

Mol	Chain	Res	Type
56	J5	51	TYR
56	J5	55	ARG
58	L5	3	ARG
58	L5	4	THR
58	L5	8	ASN
58	L5	29	LYS
58	L5	33	ARG
58	L5	43	THR
59	M5	4	MET
59	M5	6	THR
59	M5	8	LYS
59	M5	25	MET
59	M5	30	ARG
59	M5	31	HIS
59	M5	35	GLN
59	M5	52	LYS
59	M5	56	GLU
59	M5	57	ARG
59	M5	58	ILE
59	M5	59	LYS
59	M5	60	LEU
59	M5	62	LEU

Sometimes sidechains can be flipped to improve hydrogen bonding and reduce clashes. All (23) such sidechains are listed below:

Mol	Chain	Res	Type
10	1I	84	GLN
13	4I	12	ASN
30	21	135	HIS
36	38	30	GLN
40	78	84	ASN
44	B8	55	ASN
44	B8	58	ASN
57	O8	46	HIS
3	22	98	ASN
12	3A	75	HIS
16	7A	16	HIS
28	79	44	HIS
29	19	44	ASN
30	29	35	GLN
30	29	135	HIS
31	39	40	GLN

Continued on next page...

Continued from previous page...

Mol	Chain	Res	Type
31	39	169	ASN
32	49	66	GLN
33	59	139	GLN
41	45	89	ASN
41	45	113	GLN
43	65	95	HIS
47	A5	111	HIS

5.3.3 RNA ⓘ

Mol	Chain	Analysed	Backbone Outliers	Pucker Outliers
1	13	1511/1522 (99%)	381 (25%)	36 (2%)
1	1G	1508/1522 (99%)	380 (25%)	37 (2%)
22	1K	67/77 (87%)	31 (46%)	5 (7%)
22	1L	70/77 (90%)	28 (40%)	6 (8%)
23	2K	76/77 (98%)	19 (25%)	2 (2%)
23	2L	76/77 (98%)	18 (23%)	1 (1%)
24	3K	68/77 (88%)	36 (52%)	4 (5%)
24	3L	70/77 (90%)	37 (52%)	3 (4%)
25	4K	20/27 (74%)	14 (70%)	1 (5%)
25	4L	15/27 (55%)	9 (60%)	0
26	14	2892/2917 (99%)	722 (24%)	51 (1%)
26	1H	2893/2917 (99%)	705 (24%)	67 (2%)
27	16	121/122 (99%)	28 (23%)	2 (1%)
27	1J	121/122 (99%)	32 (26%)	1 (0%)
All	All	9508/9638 (98%)	2440 (25%)	216 (2%)

All (2440) RNA backbone outliers are listed below:

Mol	Chain	Res	Type
1	13	2	U
1	13	3	G
1	13	4	U
1	13	5	U
1	13	6	G
1	13	8	A
1	13	9	G
1	13	26	A
1	13	31	G
1	13	32	A
1	13	33	A

Continued on next page...

Continued from previous page...

Mol	Chain	Res	Type
1	13	39	G
1	13	48	C
1	13	49	U
1	13	50	A
1	13	51	A
1	13	59	A
1	13	60	A
1	13	61	G
1	13	65	U
1	13	66	G
1	13	78	G
1	13	79	G
1	13	82	U
1	13	84	U
1	13	85	U
1	13	86	U
1	13	87	A
1	13	89	U
1	13	90	C
1	13	91	C
1	13	92	G
1	13	93	U
1	13	95	G
1	13	101	A
1	13	108	G
1	13	111	G
1	13	116	A
1	13	121	C
1	13	129(A)	G
1	13	130	A
1	13	131	C
1	13	137	C
1	13	143	A
1	13	144	G
1	13	147	G
1	13	151	A
1	13	153	C
1	13	158	G
1	13	161	A
1	13	163	C
1	13	164	U
1	13	172	A

Continued on next page...

Continued from previous page...

Mol	Chain	Res	Type
1	13	173	U
1	13	174	C
1	13	180	U
1	13	182	U
1	13	186(D)	C
1	13	186(F)	C
1	13	188	U
1	13	189	U
1	13	190	G
1	13	191(A)	G
1	13	195	A
1	13	199	G
1	13	201	C
1	13	209	U
1	13	210	U
1	13	216	G
1	13	220	G
1	13	222	U
1	13	226	G
1	13	231	G
1	13	245	C
1	13	247	G
1	13	250	A
1	13	251	G
1	13	258	G
1	13	262	A
1	13	266	G
1	13	267	C
1	13	281	G
1	13	289	G
1	13	321	A
1	13	328	C
1	13	329	A
1	13	330	C
1	13	332	G
1	13	342	C
1	13	343	U
1	13	344	A
1	13	345	C
1	13	346	G
1	13	347	G
1	13	349	A

Continued on next page...

Continued from previous page...

Mol	Chain	Res	Type
1	13	352	C
1	13	353	A
1	13	354	G
1	13	357	G
1	13	367	U
1	13	372	C
1	13	373	A
1	13	382	A
1	13	384	G
1	13	388	G
1	13	390	C
1	13	397	A
1	13	398	C
1	13	406	G
1	13	412	A
1	13	413	G
1	13	414	A
1	13	415	A
1	13	422	C
1	13	423	G
1	13	424	G
1	13	429	U
1	13	430	A
1	13	438	G
1	13	440	A
1	13	448	A
1	13	452	A
1	13	455	C
1	13	458	C
1	13	465	A
1	13	466	C
1	13	467	G
1	13	474	G
1	13	485	G
1	13	491	G
1	13	496	A
1	13	497	U
1	13	505	G
1	13	509	A
1	13	510	A
1	13	511	C
1	13	518	C

Continued on next page...

Continued from previous page...

Mol	Chain	Res	Type
1	13	519	C
1	13	521	G
1	13	524	G
1	13	527	G
1	13	532	A
1	13	533	A
1	13	536	C
1	13	547	A
1	13	559	A
1	13	561	U
1	13	562	C
1	13	572	A
1	13	573	A
1	13	576	G
1	13	577	G
1	13	596	C
1	13	607	A
1	13	610	G
1	13	620	C
1	13	626	U
1	13	629	G
1	13	630	G
1	13	632	A
1	13	639	G
1	13	648	A
1	13	653	A
1	13	654	G
1	13	659	U
1	13	665	A
1	13	666	G
1	13	687	A
1	13	688	G
1	13	702	A
1	13	703	G
1	13	704	A
1	13	723	U
1	13	724	G
1	13	747	C
1	13	748	C
1	13	749	C
1	13	753	A
1	13	755	G

Continued on next page...

Continued from previous page...

Mol	Chain	Res	Type
1	13	760	G
1	13	764	C
1	13	774	G
1	13	777	A
1	13	787	A
1	13	788	U
1	13	792	A
1	13	793	U
1	13	794	A
1	13	798	G
1	13	802	A
1	13	813	U
1	13	815	A
1	13	817	C
1	13	819	A
1	13	828	A
1	13	836	G
1	13	842	C
1	13	843	U
1	13	848	C
1	13	855	G
1	13	858	G
1	13	859	A
1	13	870	U
1	13	871	U
1	13	872	A
1	13	885	G
1	13	889	A
1	13	890	G
1	13	902	G
1	13	914	A
1	13	922	G
1	13	926	G
1	13	927	G
1	13	931	C
1	13	933	G
1	13	934	C
1	13	936	C
1	13	955	U
1	13	958	A
1	13	960	U
1	13	968	A

Continued on next page...

Continued from previous page...

Mol	Chain	Res	Type
1	13	969	A
1	13	971	G
1	13	974	A
1	13	975	A
1	13	976	G
1	13	977	A
1	13	980	C
1	13	982	U
1	13	991	U
1	13	992	U
1	13	993	G
1	13	997	U
1	13	999	U
1	13	1002	G
1	13	1004	A
1	13	1008	C
1	13	1009	G
1	13	1012	U
1	13	1021	G
1	13	1023	G
1	13	1024	G
1	13	1025	U
1	13	1026	G
1	13	1028	C
1	13	1028(A)	C
1	13	1028(B)	C
1	13	1029	G
1	13	1030	C
1	13	1031	G
1	13	1032(A)	G
1	13	1032(B)	G
1	13	1035	A
1	13	1037	C
1	13	1039	C
1	13	1041	A
1	13	1042	G
1	13	1046	A
1	13	1054	C
1	13	1055	A
1	13	1064	G
1	13	1065	U
1	13	1066	C

Continued on next page...

Continued from previous page...

Mol	Chain	Res	Type
1	13	1081	G
1	13	1094	G
1	13	1095	U
1	13	1101	A
1	13	1114	C
1	13	1124	G
1	13	1125	U
1	13	1126	U
1	13	1127	G
1	13	1129	C
1	13	1131	G
1	13	1132	C
1	13	1133	G
1	13	1136	U
1	13	1137	C
1	13	1138	G
1	13	1139	G
1	13	1144	G
1	13	1146	A
1	13	1151	A
1	13	1152	A
1	13	1154	G
1	13	1157	A
1	13	1158	C
1	13	1159	U
1	13	1160	G
1	13	1171	G
1	13	1177	G
1	13	1178	G
1	13	1181	G
1	13	1184	G
1	13	1188	A
1	13	1189	C
1	13	1190	G
1	13	1196	U
1	13	1197	G
1	13	1201	A
1	13	1212	U
1	13	1213	A
1	13	1214	C
1	13	1218	C
1	13	1219	U

Continued on next page...

Continued from previous page...

Mol	Chain	Res	Type
1	13	1223	C
1	13	1226	C
1	13	1227	A
1	13	1238	A
1	13	1240	U
1	13	1241	G
1	13	1253	G
1	13	1256	A
1	13	1257	U
1	13	1258	G
1	13	1262	C
1	13	1272	G
1	13	1273	G
1	13	1278	U
1	13	1279	A
1	13	1280	A
1	13	1281	U
1	13	1285	A
1	13	1286	A
1	13	1287	A
1	13	1290	G
1	13	1291	G
1	13	1299	A
1	13	1300	G
1	13	1301	U
1	13	1303	C
1	13	1305	G
1	13	1317	C
1	13	1320	C
1	13	1322	C
1	13	1323	G
1	13	1327	C
1	13	1331	G
1	13	1335	C
1	13	1336	C
1	13	1337	G
1	13	1338	G
1	13	1340	A
1	13	1346	A
1	13	1347	G
1	13	1350	A
1	13	1353	G

Continued on next page...

Continued from previous page...

Mol	Chain	Res	Type
1	13	1362(A)	C
1	13	1363	A
1	13	1364	U
1	13	1368	G
1	13	1373	G
1	13	1381	U
1	13	1382	C
1	13	1401	G
1	13	1406	U
1	13	1419	G
1	13	1422	G
1	13	1442	G
1	13	1443	G
1	13	1446	A
1	13	1447	G
1	13	1450	U
1	13	1452	C
1	13	1453	G
1	13	1487	G
1	13	1492	A
1	13	1497	G
1	13	1499	A
1	13	1502	A
1	13	1503	A
1	13	1504	G
1	13	1506	U
1	13	1507	A
1	13	1517	G
1	13	1520	G
1	13	1529	G
1	13	1530	G
1	13	1534	A
1	13	1535	C
1	13	1536	C
22	1K	2	C
22	1K	3	A
22	1K	4	U
22	1K	6	C
22	1K	7	G
22	1K	8	4SU
22	1K	9	A
22	1K	11	C

Continued on next page...

Continued from previous page...

Mol	Chain	Res	Type
22	1K	13	C
22	1K	15	G
22	1K	19	G
22	1K	23	G
22	1K	24	A
22	1K	30	C
22	1K	35	I
22	1K	41	C
22	1K	42	G
22	1K	47	7MG
22	1K	50	G
22	1K	57	C
22	1K	61	U
22	1K	63	C
22	1K	64	U
22	1K	65	C
22	1K	69	G
22	1K	70	A
22	1K	73	C
22	1K	74	A
22	1K	75	C
22	1K	76	C
22	1K	77	A
23	2K	2	G
23	2K	6	G
23	2K	8	4SU
23	2K	9	G
23	2K	16	C
23	2K	17	C
23	2K	18	C
23	2K	19	G
23	2K	20	G
23	2K	21	U
23	2K	32	G
23	2K	35	C
23	2K	48	U
23	2K	49	C
23	2K	53	G
23	2K	54	G
23	2K	57	C
23	2K	69	C
23	2K	77	A

Continued on next page...

Continued from previous page...

Mol	Chain	Res	Type
24	3K	4	U
24	3K	7	G
24	3K	8	U
24	3K	9	A
24	3K	10	G
24	3K	11	C
24	3K	13	C
24	3K	14	A
24	3K	15	G
24	3K	19	G
24	3K	24	A
24	3K	26	U
24	3K	27	A
24	3K	33	C
24	3K	34	U
24	3K	35	A
24	3K	36	C
24	3K	37	G
24	3K	38	A
24	3K	44	G
24	3K	45	C
24	3K	46	G
24	3K	47	G
24	3K	48	U
24	3K	49	C
24	3K	56	U
24	3K	57	C
24	3K	58	G
24	3K	59	A
24	3K	60	A
24	3K	63	C
24	3K	68	G
24	3K	72	G
24	3K	73	C
24	3K	74	A
24	3K	77	A
25	4K	8	A
25	4K	11	U
25	4K	12	A
25	4K	13	A
25	4K	14	A
25	4K	15	A

Continued on next page...

Continued from previous page...

Mol	Chain	Res	Type
25	4K	18	G
25	4K	19	C
25	4K	20	G
25	4K	22	A
25	4K	23	A
25	4K	24	A
25	4K	25	A
25	4K	26	A
26	1H	6	A
26	1H	12	U
26	1H	13	A
26	1H	15	G
26	1H	34	C
26	1H	35	G
26	1H	46	C
26	1H	51	G
26	1H	54	G
26	1H	56	A
26	1H	63	U
26	1H	64	A
26	1H	71	A
26	1H	72	U
26	1H	74	A
26	1H	75	G
26	1H	85	G
26	1H	95	G
26	1H	101	G
26	1H	102	G
26	1H	114	U
26	1H	118	A
26	1H	119	A
26	1H	120	U
26	1H	125	G
26	1H	138	G
26	1H	140	A
26	1H	155	C
26	1H	163	U
26	1H	164	U
26	1H	165	U
26	1H	171	G
26	1H	181	A
26	1H	188	G

Continued on next page...

Continued from previous page...

Mol	Chain	Res	Type
26	1H	196	A
26	1H	197	A
26	1H	199	A
26	1H	213	A
26	1H	214	G
26	1H	215	G
26	1H	216	A
26	1H	222	A
26	1H	223	A
26	1H	224	G
26	1H	227	A
26	1H	228	A
26	1H	229	A
26	1H	232	G
26	1H	233	A
26	1H	248	G
26	1H	252	G
26	1H	269	U
26	1H	270(G)	C
26	1H	270(K)	C
26	1H	270(L)	U
26	1H	270(M)	U
26	1H	270(N)	G
26	1H	270(O)	U
26	1H	271(C)	U
26	1H	271	G
26	1H	273(E)	U
26	1H	274	G
26	1H	275	G
26	1H	277	C
26	1H	278	A
26	1H	291	C
26	1H	295	G
26	1H	299	A
26	1H	311	A
26	1H	321	G
26	1H	323	G
26	1H	324	A
26	1H	329	G
26	1H	330	A
26	1H	331	A
26	1H	335	C

Continued on next page...

Continued from previous page...

Mol	Chain	Res	Type
26	1H	345	A
26	1H	352	G
26	1H	354	G
26	1H	364	C
26	1H	372	G
26	1H	375	C
26	1H	380	U
26	1H	386	G
26	1H	396	G
26	1H	405	U
26	1H	406	G
26	1H	407	G
26	1H	411	G
26	1H	412	A
26	1H	413	C
26	1H	428	A
26	1H	444	C
26	1H	448	U
26	1H	449	A
26	1H	455	C
26	1H	466	A
26	1H	470	A
26	1H	471	A
26	1H	478	A
26	1H	481	G
26	1H	482	A
26	1H	501	A
26	1H	505	A
26	1H	508	G
26	1H	509	C
26	1H	510	C
26	1H	529	A
26	1H	530	G
26	1H	531	C
26	1H	532	A
26	1H	533	G
26	1H	545	G
26	1H	546	C
26	1H	548	A
26	1H	549	G
26	1H	563	G
26	1H	564	C

Continued on next page...

Continued from previous page...

Mol	Chain	Res	Type
26	1H	570	G
26	1H	571	A
26	1H	573	G
26	1H	575	A
26	1H	577	G
26	1H	586	A
26	1H	587	C
26	1H	588	U
26	1H	603	A
26	1H	607	U
26	1H	613	U
26	1H	614	U
26	1H	615	G
26	1H	617	G
26	1H	621	A
26	1H	622	G
26	1H	627	A
26	1H	631	A
26	1H	637	A
26	1H	645	C
26	1H	646	A
26	1H	653	A
26	1H	654	A
26	1H	654(A)	A
26	1H	654(O)	G
26	1H	654(P)	G
26	1H	654(R)	C
26	1H	654(S)	G
26	1H	654(T)	A
26	1H	654(V)	A
26	1H	656	G
26	1H	664	C
26	1H	669	G
26	1H	676	A
26	1H	686	G
26	1H	699	A
26	1H	702	G
26	1H	715	G
26	1H	717	G
26	1H	726	G
26	1H	730	C
26	1H	738	G

Continued on next page...

Continued from previous page...

Mol	Chain	Res	Type
26	1H	747	U
26	1H	752	A
26	1H	753	C
26	1H	762	U
26	1H	764	A
26	1H	765	G
26	1H	776	G
26	1H	777	A
26	1H	782	A
26	1H	784	A
26	1H	785	G
26	1H	790	C
26	1H	791	C
26	1H	792	G
26	1H	801	G
26	1H	805	G
26	1H	810	U
26	1H	812	C
26	1H	813	U
26	1H	824	A
26	1H	827	U
26	1H	828	U
26	1H	836	G
26	1H	845	G
26	1H	847	U
26	1H	859	G
26	1H	860	U
26	1H	866	A
26	1H	878	A
26	1H	880	G
26	1H	881	G
26	1H	882	G
26	1H	884	C
26	1H	885	C
26	1H	886	C
26	1H	887	A
26	1H	888	C
26	1H	893	C
26	1H	895	U
26	1H	896	A
26	1H	897	C
26	1H	898	C

Continued on next page...

Continued from previous page...

Mol	Chain	Res	Type
26	1H	899	A
26	1H	900	A
26	1H	901	A
26	1H	902	C
26	1H	904	C
26	1H	906	G
26	1H	907	U
26	1H	910	A
26	1H	917	A
26	1H	918	A
26	1H	919	G
26	1H	925	C
26	1H	932	G
26	1H	940	G
26	1H	941	A
26	1H	945	A
26	1H	946	G
26	1H	953	A
26	1H	958	U
26	1H	959	A
26	1H	961	C
26	1H	962	G
26	1H	974	G
26	1H	974(A)	C
26	1H	975	G
26	1H	983	A
26	1H	995	C
26	1H	996	A
26	1H	1005	C
26	1H	1009	A
26	1H	1011	G
26	1H	1012	U
26	1H	1013	C
26	1H	1016	G
26	1H	1020	A
26	1H	1021	A
26	1H	1022	G
26	1H	1023	U
26	1H	1025	G
26	1H	1026	U
26	1H	1027	A
26	1H	1028	A

Continued on next page...

Continued from previous page...

Mol	Chain	Res	Type
26	1H	1033	U
26	1H	1040	C
26	1H	1044	G
26	1H	1045	A
26	1H	1047	G
26	1H	1049	C
26	1H	1050	A
26	1H	1053	C
26	1H	1057	A
26	1H	1058	U
26	1H	1059	G
26	1H	1060	U
26	1H	1061	U
26	1H	1062	G
26	1H	1066	U
26	1H	1067	A
26	1H	1068	G
26	1H	1070	A
26	1H	1071	G
26	1H	1074	G
26	1H	1076	C
26	1H	1077	A
26	1H	1078	U
26	1H	1079	C
26	1H	1082	U
26	1H	1083	U
26	1H	1084	A
26	1H	1085	A
26	1H	1086	A
26	1H	1087	G
26	1H	1088	A
26	1H	1090	U
26	1H	1093	G
26	1H	1095	A
26	1H	1096	A
26	1H	1097	U
26	1H	1104	C
26	1H	1109	C
26	1H	1110	G
26	1H	1112	G
26	1H	1121	C
26	1H	1126	A

Continued on next page...

Continued from previous page...

Mol	Chain	Res	Type
26	1H	1128	A
26	1H	1129	A
26	1H	1130	U
26	1H	1135	C
26	1H	1136	G
26	1H	1138	G
26	1H	1139	G
26	1H	1142	U
26	1H	1142(A)	A
26	1H	1143	A
26	1H	1149	G
26	1H	1155	A
26	1H	1171	G
26	1H	1174	A
26	1H	1175	U
26	1H	1176	G
26	1H	1177	A
26	1H	1178	C
26	1H	1179	C
26	1H	1195	G
26	1H	1204	A
26	1H	1205	U
26	1H	1210	A
26	1H	1211	U
26	1H	1218	C
26	1H	1220	A
26	1H	1225	C
26	1H	1229(A)	G
26	1H	1237	A
26	1H	1244	G
26	1H	1250	G
26	1H	1253	A
26	1H	1256	G
26	1H	1265	A
26	1H	1267	U
26	1H	1271	G
26	1H	1272	A
26	1H	1273	U
26	1H	1274	A
26	1H	1275	A
26	1H	1278	A
26	1H	1287	A

Continued on next page...

Continued from previous page...

Mol	Chain	Res	Type
26	1H	1300	U
26	1H	1301	A
26	1H	1302	A
26	1H	1303	G
26	1H	1319	G
26	1H	1329	U
26	1H	1332	G
26	1H	1344	G
26	1H	1345	C
26	1H	1348	G
26	1H	1349	A
26	1H	1352	U
26	1H	1358	G
26	1H	1359	A
26	1H	1360	A
26	1H	1365	A
26	1H	1368	G
26	1H	1370	C
26	1H	1380	G
26	1H	1384	A
26	1H	1385	G
26	1H	1386	C
26	1H	1395	A
26	1H	1403	C
26	1H	1416	G
26	1H	1417	C
26	1H	1420	U
26	1H	1421	G
26	1H	1428	C
26	1H	1437	C
26	1H	1444(A)	A
26	1H	1449	A
26	1H	1449(A)	G
26	1H	1453	A
26	1H	1455	G
26	1H	1458	C
26	1H	1459	G
26	1H	1460	A
26	1H	1461	G
26	1H	1467	C
26	1H	1471	A
26	1H	1478	G

Continued on next page...

Continued from previous page...

Mol	Chain	Res	Type
26	1H	1483	G
26	1H	1493	C
26	1H	1494	A
26	1H	1496	A
26	1H	1497	U
26	1H	1507	A
26	1H	1509	C
26	1H	1510	A
26	1H	1511	A
26	1H	1522	G
26	1H	1524	G
26	1H	1526	G
26	1H	1534	G
26	1H	1535	U
26	1H	1536	A
26	1H	1537	C
26	1H	1538	G
26	1H	1543	A
26	1H	1544	C
26	1H	1545	A
26	1H	1548	C
26	1H	1554	A
26	1H	1558	A
26	1H	1559	G
26	1H	1560	G
26	1H	1566	A
26	1H	1569	A
26	1H	1578	U
26	1H	1580	A
26	1H	1585	C
26	1H	1586	A
26	1H	1608	A
26	1H	1609	A
26	1H	1610	A
26	1H	1616	A
26	1H	1617	C
26	1H	1618	A
26	1H	1625	C
26	1H	1647	G
26	1H	1648	C
26	1H	1651	G
26	1H	1654	A

Continued on next page...

Continued from previous page...

Mol	Chain	Res	Type
26	1H	1658	C
26	1H	1669	A
26	1H	1672	C
26	1H	1674	G
26	1H	1681	G
26	1H	1694	C
26	1H	1695	G
26	1H	1699	G
26	1H	1728	G
26	1H	1729	A
26	1H	1730	U
26	1H	1731	G
26	1H	1733	G
26	1H	1734	C
26	1H	1746	G
26	1H	1756	G
26	1H	1758	G
26	1H	1762	A
26	1H	1763	G
26	1H	1764	G
26	1H	1765	C
26	1H	1773	A
26	1H	1775	U
26	1H	1776	G
26	1H	1779	U
26	1H	1782	C
26	1H	1786	A
26	1H	1791	A
26	1H	1799	G
26	1H	1800	C
26	1H	1801	G
26	1H	1802	A
26	1H	1808	U
26	1H	1811	G
26	1H	1816	G
26	1H	1829	A
26	1H	1835	G
26	1H	1839	G
26	1H	1847	A
26	1H	1859	A
26	1H	1869	G
26	1H	1870	C

Continued on next page...

Continued from previous page...

Mol	Chain	Res	Type
26	1H	1889	A
26	1H	1900	A
26	1H	1906	G
26	1H	1913	A
26	1H	1914	C
26	1H	1919	A
26	1H	1923	U
26	1H	1926	U
26	1H	1929	G
26	1H	1930	G
26	1H	1931	U
26	1H	1937	A
26	1H	1938	A
26	1H	1941	C
26	1H	1945	G
26	1H	1955	U
26	1H	1960	A
26	1H	1961	C
26	1H	1963	U
26	1H	1967	C
26	1H	1969	A
26	1H	1970	A
26	1H	1971	A
26	1H	1972	A
26	1H	1982	C
26	1H	1993	U
26	1H	2004	G
26	1H	2006	C
26	1H	2023	G
26	1H	2031	A
26	1H	2033	A
26	1H	2035	G
26	1H	2043	C
26	1H	2049	G
26	1H	2052	G
26	1H	2054	A
26	1H	2055	C
26	1H	2056	G
26	1H	2060	A
26	1H	2061	G
26	1H	2062	A
26	1H	2066	C

Continued on next page...

Continued from previous page...

Mol	Chain	Res	Type
26	1H	2069	G
26	1H	2096	U
26	1H	2098	U
26	1H	2099	U
26	1H	2108	C
26	1H	2111	C
26	1H	2112	G
26	1H	2113	U
26	1H	2114	A
26	1H	2115	G
26	1H	2116	G
26	1H	2117	A
26	1H	2119	A
26	1H	2125	G
26	1H	2126	A
26	1H	2127	G
26	1H	2128	C
26	1H	2131	G
26	1H	2132	U
26	1H	2133	G
26	1H	2134	A
26	1H	2135	A
26	1H	2136	C
26	1H	2139	C
26	1H	2144	U
26	1H	2145	C
26	1H	2147	G
26	1H	2148	G
26	1H	2151	G
26	1H	2156	G
26	1H	2157	G
26	1H	2158	A
26	1H	2161	C
26	1H	2162	G
26	1H	2165	G
26	1H	2166	G
26	1H	2168	G
26	1H	2169	A
26	1H	2170	A
26	1H	2171	A
26	1H	2172	U
26	1H	2173	A

Continued on next page...

Continued from previous page...

Mol	Chain	Res	Type
26	1H	2174	C
26	1H	2176	A
26	1H	2181	G
26	1H	2183	C
26	1H	2185	C
26	1H	2186	G
26	1H	2189	U
26	1H	2190	G
26	1H	2192	G
26	1H	2198	A
26	1H	2205	C
26	1H	2209	C
26	1H	2210	G
26	1H	2211	G
26	1H	2212	A
26	1H	2213	U
26	1H	2215	G
26	1H	2225	A
26	1H	2238	G
26	1H	2239	G
26	1H	2240	C
26	1H	2253	G
26	1H	2261	C
26	1H	2267	A
26	1H	2268	A
26	1H	2273	A
26	1H	2275	C
26	1H	2279	G
26	1H	2283	C
26	1H	2286	A
26	1H	2287	A
26	1H	2288	A
26	1H	2298	A
26	1H	2307	G
26	1H	2308	G
26	1H	2309	A
26	1H	2310	A
26	1H	2312	U
26	1H	2314	C
26	1H	2315	G
26	1H	2320	A
26	1H	2321	G

Continued on next page...

Continued from previous page...

Mol	Chain	Res	Type
26	1H	2325	G
26	1H	2326	C
26	1H	2327	A
26	1H	2334	G
26	1H	2336	A
26	1H	2343	C
26	1H	2347	C
26	1H	2350	C
26	1H	2376	A
26	1H	2377	A
26	1H	2379	G
26	1H	2383	G
26	1H	2385	C
26	1H	2388	A
26	1H	2395	C
26	1H	2402	C
26	1H	2403	C
26	1H	2406	U
26	1H	2410	G
26	1H	2414	G
26	1H	2422	A
26	1H	2424	C
26	1H	2425	A
26	1H	2429	G
26	1H	2430	A
26	1H	2435	A
26	1H	2439	A
26	1H	2440	C
26	1H	2441	C
26	1H	2445	G
26	1H	2448	A
26	1H	2449	U
26	1H	2453	A
26	1H	2459	A
26	1H	2468	G
26	1H	2469	A
26	1H	2470	G
26	1H	2476	A
26	1H	2482	G
26	1H	2502	G
26	1H	2505	G
26	1H	2518	A

Continued on next page...

Continued from previous page...

Mol	Chain	Res	Type
26	1H	2520	C
26	1H	2529	G
26	1H	2554	U
26	1H	2566	A
26	1H	2567	G
26	1H	2573	C
26	1H	2582	G
26	1H	2585	U
26	1H	2599	G
26	1H	2601	C
26	1H	2602	A
26	1H	2609	U
26	1H	2611	U
26	1H	2612	C
26	1H	2613	U
26	1H	2615	U
26	1H	2629	A
26	1H	2632	A
26	1H	2634	G
26	1H	2636	U
26	1H	2641	G
26	1H	2654	A
26	1H	2656	U
26	1H	2663	G
26	1H	2665	A
26	1H	2673	G
26	1H	2676	C
26	1H	2679	A
26	1H	2686	G
26	1H	2689	U
26	1H	2697	G
26	1H	2702	U
26	1H	2703	C
26	1H	2705	A
26	1H	2707	G
26	1H	2712(A)	A
26	1H	2713	A
26	1H	2714	G
26	1H	2718	G
26	1H	2726	U
26	1H	2733	A
26	1H	2744	G

Continued on next page...

Continued from previous page...

Mol	Chain	Res	Type
26	1H	2750	A
26	1H	2756	U
26	1H	2757	A
26	1H	2758	A
26	1H	2764	A
26	1H	2765	A
26	1H	2766	G
26	1H	2777	G
26	1H	2778	A
26	1H	2779	U
26	1H	2781	A
26	1H	2782	G
26	1H	2789	C
26	1H	2790	A
26	1H	2791	C
26	1H	2793	G
26	1H	2794	C
26	1H	2795	G
26	1H	2797	U
26	1H	2798	C
26	1H	2801	A
26	1H	2802	G
26	1H	2803	C
26	1H	2804	C
26	1H	2807	G
26	1H	2808	U
26	1H	2816	C
26	1H	2820	A
26	1H	2821	A
26	1H	2830	G
26	1H	2833	G
26	1H	2834	G
26	1H	2835	A
26	1H	2850	A
26	1H	2865	U
26	1H	2866	U
26	1H	2872	G
26	1H	2891	G
26	1H	2892	A
26	1H	2894	G
26	1H	2898	U
27	16	0	A

Continued on next page...

Continued from previous page...

Mol	Chain	Res	Type
27	16	3	C
27	16	8	U
27	16	12	C
27	16	13	A
27	16	14	U
27	16	15	A
27	16	25	A
27	16	33	G
27	16	38	C
27	16	40	U
27	16	42	C
27	16	45	A
27	16	47	C
27	16	51	G
27	16	56	G
27	16	60	C
27	16	65	C
27	16	66	A
27	16	72	G
27	16	73	A
27	16	74	U
27	16	81	G
27	16	82	G
27	16	85	G
27	16	89	G
27	16	105	G
27	16	109	G
1	1G	2	U
1	1G	3	G
1	1G	4	U
1	1G	5	U
1	1G	6	G
1	1G	9	G
1	1G	10	A
1	1G	22	G
1	1G	32	A
1	1G	39	G
1	1G	47	C
1	1G	48	C
1	1G	51	A
1	1G	54	C
1	1G	65	U

Continued on next page...

Continued from previous page...

Mol	Chain	Res	Type
1	1G	76	G
1	1G	80	G
1	1G	81	G
1	1G	82	U
1	1G	88	C
1	1G	90	C
1	1G	91	C
1	1G	92	G
1	1G	101	A
1	1G	105	G
1	1G	115	G
1	1G	116	A
1	1G	121	C
1	1G	127	G
1	1G	129	U
1	1G	131	C
1	1G	135	C
1	1G	144	G
1	1G	155	C
1	1G	162	A
1	1G	163	C
1	1G	173	U
1	1G	174	C
1	1G	182	U
1	1G	186	C
1	1G	186(F)	C
1	1G	190	G
1	1G	191(A)	G
1	1G	191(D)	U
1	1G	195	A
1	1G	196	A
1	1G	197	A
1	1G	198	G
1	1G	208	U
1	1G	209	U
1	1G	210	U
1	1G	216	G
1	1G	247	G
1	1G	250	A
1	1G	251	G
1	1G	266	G
1	1G	267	C

Continued on next page...

Continued from previous page...

Mol	Chain	Res	Type
1	1G	281	G
1	1G	289	G
1	1G	290	C
1	1G	298	A
1	1G	321	A
1	1G	328	C
1	1G	329	A
1	1G	332	G
1	1G	346	G
1	1G	347	G
1	1G	350	G
1	1G	351	G
1	1G	352	C
1	1G	353	A
1	1G	354	G
1	1G	363	A
1	1G	366	C
1	1G	367	U
1	1G	372	C
1	1G	373	A
1	1G	397	A
1	1G	398	C
1	1G	406	G
1	1G	409	G
1	1G	411	A
1	1G	412	A
1	1G	413	G
1	1G	414	A
1	1G	419	C
1	1G	421	U
1	1G	422	C
1	1G	423	G
1	1G	424	G
1	1G	429	U
1	1G	430	A
1	1G	439	A
1	1G	452	A
1	1G	453	A
1	1G	465	A
1	1G	466	C
1	1G	467	G
1	1G	475	G

Continued on next page...

Continued from previous page...

Mol	Chain	Res	Type
1	1G	484	G
1	1G	485	G
1	1G	486	U
1	1G	496	A
1	1G	497	U
1	1G	504	C
1	1G	505	G
1	1G	510	A
1	1G	511	C
1	1G	517	G
1	1G	518	C
1	1G	527	G
1	1G	529	G
1	1G	530	G
1	1G	531	U
1	1G	532	A
1	1G	533	A
1	1G	536	C
1	1G	547	A
1	1G	559	A
1	1G	561	U
1	1G	562	C
1	1G	564	C
1	1G	572	A
1	1G	573	A
1	1G	576	G
1	1G	577	G
1	1G	581	G
1	1G	601	C
1	1G	607	A
1	1G	614	A
1	1G	615	C
1	1G	618	C
1	1G	619	U
1	1G	629	G
1	1G	631	G
1	1G	632	A
1	1G	651	C
1	1G	653	A
1	1G	663	A
1	1G	665	A
1	1G	687	A

Continued on next page...

Continued from previous page...

Mol	Chain	Res	Type
1	1G	688	G
1	1G	700	G
1	1G	702	A
1	1G	721	G
1	1G	723	U
1	1G	724	G
1	1G	725	G
1	1G	729	A
1	1G	731	G
1	1G	749	C
1	1G	750	G
1	1G	753	A
1	1G	755	G
1	1G	760	G
1	1G	766	A
1	1G	769	G
1	1G	776	G
1	1G	777	A
1	1G	787	A
1	1G	792	A
1	1G	793	U
1	1G	794	A
1	1G	816	A
1	1G	817	C
1	1G	820	U
1	1G	821	G
1	1G	827	U
1	1G	828	A
1	1G	842	C
1	1G	843	U
1	1G	848	C
1	1G	853	G
1	1G	857	C
1	1G	858	G
1	1G	859	A
1	1G	862	C
1	1G	867	G
1	1G	873	A
1	1G	874	G
1	1G	885	G
1	1G	889	A
1	1G	914	A

Continued on next page...

Continued from previous page...

Mol	Chain	Res	Type
1	1G	916	G
1	1G	926	G
1	1G	927	G
1	1G	934	C
1	1G	935	A
1	1G	936	C
1	1G	941	G
1	1G	942	G
1	1G	944	G
1	1G	953	G
1	1G	954	G
1	1G	958	A
1	1G	960	U
1	1G	961	U
1	1G	966	G
1	1G	968	A
1	1G	969	A
1	1G	971	G
1	1G	972	C
1	1G	974	A
1	1G	975	A
1	1G	976	G
1	1G	977	A
1	1G	978	A
1	1G	980	C
1	1G	981	U
1	1G	982	U
1	1G	983	A
1	1G	991	U
1	1G	992	U
1	1G	993	G
1	1G	995	C
1	1G	996	A
1	1G	1001	G
1	1G	1002	G
1	1G	1003	G
1	1G	1004	A
1	1G	1005	A
1	1G	1006	C
1	1G	1008	C
1	1G	1021	G
1	1G	1022	G

Continued on next page...

Continued from previous page...

Mol	Chain	Res	Type
1	1G	1023	G
1	1G	1024	G
1	1G	1025	U
1	1G	1028	C
1	1G	1028(B)	C
1	1G	1029	G
1	1G	1030	C
1	1G	1031	G
1	1G	1032(A)	G
1	1G	1032(B)	G
1	1G	1033	G
1	1G	1035	A
1	1G	1036	G
1	1G	1037	C
1	1G	1039	C
1	1G	1040	U
1	1G	1042	G
1	1G	1046	A
1	1G	1050	G
1	1G	1051	C
1	1G	1053	G
1	1G	1054	C
1	1G	1055	A
1	1G	1056	U
1	1G	1064	G
1	1G	1071	C
1	1G	1085	U
1	1G	1086	U
1	1G	1088	G
1	1G	1092	A
1	1G	1094	G
1	1G	1095	U
1	1G	1096	C
1	1G	1098	C
1	1G	1099	G
1	1G	1101	A
1	1G	1106	G
1	1G	1107	C
1	1G	1113	C
1	1G	1117	G
1	1G	1124	G
1	1G	1125	U

Continued on next page...

Continued from previous page...

Mol	Chain	Res	Type
1	1G	1126	U
1	1G	1127	G
1	1G	1128	C
1	1G	1129	C
1	1G	1135	U
1	1G	1137	C
1	1G	1139	G
1	1G	1140	C
1	1G	1143	G
1	1G	1144	G
1	1G	1145	C
1	1G	1146	A
1	1G	1147	C
1	1G	1157	A
1	1G	1158	C
1	1G	1159	U
1	1G	1160	G
1	1G	1171	G
1	1G	1181	G
1	1G	1183	A
1	1G	1188	A
1	1G	1189	C
1	1G	1196	U
1	1G	1197	G
1	1G	1198	G
1	1G	1200	C
1	1G	1201	A
1	1G	1202	G
1	1G	1210	C
1	1G	1211	U
1	1G	1212	U
1	1G	1213	A
1	1G	1214	C
1	1G	1219	U
1	1G	1223	C
1	1G	1225	A
1	1G	1232	U
1	1G	1238	A
1	1G	1240	U
1	1G	1241	G
1	1G	1256	A
1	1G	1257	U

Continued on next page...

Continued from previous page...

Mol	Chain	Res	Type
1	1G	1258	G
1	1G	1260	C
1	1G	1267	C
1	1G	1268	A
1	1G	1274	G
1	1G	1276	G
1	1G	1279	A
1	1G	1280	A
1	1G	1286	A
1	1G	1287	A
1	1G	1288	A
1	1G	1295	G
1	1G	1297	C
1	1G	1299	A
1	1G	1300	G
1	1G	1301	U
1	1G	1305	G
1	1G	1306	A
1	1G	1317	C
1	1G	1318	A
1	1G	1319	A
1	1G	1320	C
1	1G	1322	C
1	1G	1323	G
1	1G	1324	A
1	1G	1331	G
1	1G	1335	C
1	1G	1336	C
1	1G	1338	G
1	1G	1344	C
1	1G	1346	A
1	1G	1347	G
1	1G	1354	C
1	1G	1362(A)	C
1	1G	1363	A
1	1G	1364	U
1	1G	1369	C
1	1G	1370	G
1	1G	1379	G
1	1G	1397	C
1	1G	1398	A
1	1G	1401	G

Continued on next page...

Continued from previous page...

Mol	Chain	Res	Type
1	1G	1419	G
1	1G	1442	G
1	1G	1443	G
1	1G	1446	A
1	1G	1449	C
1	1G	1450	U
1	1G	1451	A
1	1G	1452	C
1	1G	1453	G
1	1G	1454	G
1	1G	1469	G
1	1G	1482	G
1	1G	1492	A
1	1G	1494	G
1	1G	1497	G
1	1G	1499	A
1	1G	1502	A
1	1G	1503	A
1	1G	1504	G
1	1G	1506	U
1	1G	1507	A
1	1G	1517	G
1	1G	1519	A
1	1G	1520	G
1	1G	1529	G
1	1G	1530	G
1	1G	1533	C
1	1G	1534	A
1	1G	1535	C
22	1L	2	C
22	1L	3	A
22	1L	6	C
22	1L	7	G
22	1L	8	4SU
22	1L	9	A
22	1L	15	G
22	1L	16	C
22	1L	17	U
22	1L	18	G
22	1L	19	G
22	1L	23	G
22	1L	24	A

Continued on next page...

Continued from previous page...

Mol	Chain	Res	Type
22	1L	32	G
22	1L	35	I
22	1L	42	G
22	1L	47	7MG
22	1L	50	G
22	1L	60	A
22	1L	61	U
22	1L	64	U
22	1L	69	G
22	1L	70	A
22	1L	73	C
22	1L	74	A
22	1L	75	C
22	1L	76	C
22	1L	77	A
23	2L	4	G
23	2L	6	G
23	2L	8	4SU
23	2L	16	C
23	2L	18	C
23	2L	19	G
23	2L	20	G
23	2L	21	U
23	2L	22	A
23	2L	32	G
23	2L	45	A
23	2L	47	7MG
23	2L	48	U
23	2L	49	C
23	2L	57	C
23	2L	61	U
23	2L	68	C
23	2L	77	A
24	3L	2	C
24	3L	8	U
24	3L	9	A
24	3L	10	G
24	3L	11	C
24	3L	13	C
24	3L	15	G
24	3L	16	C
24	3L	17	U

Continued on next page...

Continued from previous page...

Mol	Chain	Res	Type
24	3L	18	G
24	3L	19	G
24	3L	24	A
24	3L	26	U
24	3L	27	A
24	3L	32	G
24	3L	33	C
24	3L	34	U
24	3L	35	A
24	3L	36	C
24	3L	37	G
24	3L	39	A
24	3L	44	G
24	3L	45	C
24	3L	46	G
24	3L	47	G
24	3L	48	U
24	3L	49	C
24	3L	51	G
24	3L	53	G
24	3L	56	U
24	3L	57	C
24	3L	59	A
24	3L	60	A
24	3L	70	A
24	3L	73	C
24	3L	74	A
24	3L	77	A
25	4L	9	G
25	4L	10	G
25	4L	11	U
25	4L	14	A
25	4L	15	A
25	4L	19	C
25	4L	20	G
25	4L	22	A
25	4L	23	A
26	14	2	G
26	14	3	U
26	14	4	C
26	14	5	A
26	14	6	A

Continued on next page...

Continued from previous page...

Mol	Chain	Res	Type
26	14	11	G
26	14	13	A
26	14	14	A
26	14	15	G
26	14	35	G
26	14	46	C
26	14	48	G
26	14	49	A
26	14	50	U
26	14	51	G
26	14	55	G
26	14	58	G
26	14	60	G
26	14	71	A
26	14	72	U
26	14	74	A
26	14	75	G
26	14	84	A
26	14	90	U
26	14	93	C
26	14	95	G
26	14	101	G
26	14	102	G
26	14	103	A
26	14	118	A
26	14	119	A
26	14	120	U
26	14	129	C
26	14	138	G
26	14	139	G
26	14	140	A
26	14	152	G
26	14	154	G
26	14	155	C
26	14	161	U
26	14	162	U
26	14	172	C
26	14	173	G
26	14	174	C
26	14	175	G
26	14	181	A
26	14	196	A

Continued on next page...

Continued from previous page...

Mol	Chain	Res	Type
26	14	199	A
26	14	205	G
26	14	213	A
26	14	214	G
26	14	215	G
26	14	216	A
26	14	221	A
26	14	222	A
26	14	225	A
26	14	229	A
26	14	233	A
26	14	248	G
26	14	249	C
26	14	252	G
26	14	267	C
26	14	270(K)	C
26	14	270(M)	U
26	14	270(N)	G
26	14	270(O)	U
26	14	270(P)	C
26	14	271(C)	U
26	14	271	G
26	14	273(C)	C
26	14	273(D)	C
26	14	273(F)	C
26	14	274	G
26	14	275	G
26	14	276	A
26	14	277	C
26	14	278	A
26	14	279	C
26	14	283	A
26	14	289	A
26	14	290	G
26	14	294	A
26	14	310	A
26	14	311	A
26	14	324	A
26	14	329	G
26	14	330	A
26	14	331	A
26	14	334	C

Continued on next page...

Continued from previous page...

Mol	Chain	Res	Type
26	14	346	A
26	14	352	G
26	14	356	G
26	14	357	A
26	14	363	G
26	14	363(A)	A
26	14	363(E)	U
26	14	363(F)	A
26	14	372	G
26	14	386	G
26	14	396	G
26	14	399	G
26	14	405	U
26	14	406	G
26	14	407	G
26	14	409	C
26	14	411	G
26	14	412	A
26	14	428	A
26	14	436	C
26	14	443	A
26	14	444	C
26	14	452	G
26	14	455	C
26	14	457	A
26	14	462	C
26	14	463	G
26	14	464	U
26	14	470	A
26	14	471	A
26	14	478	A
26	14	480	A
26	14	481	G
26	14	505	A
26	14	507	A
26	14	509	C
26	14	512	G
26	14	528	A
26	14	530	G
26	14	531	C
26	14	532	A
26	14	533	G

Continued on next page...

Continued from previous page...

Mol	Chain	Res	Type
26	14	543	C
26	14	546	C
26	14	548	A
26	14	549	G
26	14	556	G
26	14	563	G
26	14	568	U
26	14	573	G
26	14	574	C
26	14	575	A
26	14	584	C
26	14	603	A
26	14	607	U
26	14	609(A)	G
26	14	614	U
26	14	615	G
26	14	617	G
26	14	620	G
26	14	621	A
26	14	622	G
26	14	627	A
26	14	634	C
26	14	637	A
26	14	645	C
26	14	646	A
26	14	651	G
26	14	654	A
26	14	654(A)	A
26	14	654(B)	C
26	14	654(C)	G
26	14	654(S)	G
26	14	654(T)	A
26	14	654(U)	A
26	14	662	G
26	14	668	G
26	14	669	G
26	14	686	G
26	14	709	U
26	14	717	G
26	14	722	A
26	14	730	C
26	14	739	G

Continued on next page...

Continued from previous page...

Mol	Chain	Res	Type
26	14	740	U
26	14	749	C
26	14	751	A
26	14	752	A
26	14	753	C
26	14	765	G
26	14	771	G
26	14	775	G
26	14	776	G
26	14	782	A
26	14	784	A
26	14	785	G
26	14	790	C
26	14	792	G
26	14	800	A
26	14	805	G
26	14	812	C
26	14	819	A
26	14	827	U
26	14	828	U
26	14	831	G
26	14	832	G
26	14	844	C
26	14	846	C
26	14	855	G
26	14	856	C
26	14	859	G
26	14	866	A
26	14	877	U
26	14	878	A
26	14	880	G
26	14	881	G
26	14	882	G
26	14	883	G
26	14	885	C
26	14	886	C
26	14	887	A
26	14	888	C
26	14	889	C
26	14	892	G
26	14	894	C
26	14	896	A

Continued on next page...

Continued from previous page...

Mol	Chain	Res	Type
26	14	897	C
26	14	898	C
26	14	899	A
26	14	901	A
26	14	910	A
26	14	911	A
26	14	917	A
26	14	919	G
26	14	924	C
26	14	925	C
26	14	932	G
26	14	935	C
26	14	938	G
26	14	941	A
26	14	945	A
26	14	946	G
26	14	958	U
26	14	959	A
26	14	961	C
26	14	963	U
26	14	972	G
26	14	973	A
26	14	974	G
26	14	974(A)	C
26	14	980	A
26	14	983	A
26	14	986	C
26	14	990	A
26	14	996	A
26	14	999	U
26	14	1005	C
26	14	1012	U
26	14	1013	C
26	14	1015	G
26	14	1016	G
26	14	1017	G
26	14	1022	G
26	14	1023	U
26	14	1025	G
26	14	1026	U
26	14	1028	A
26	14	1033	U

Continued on next page...

Continued from previous page...

Mol	Chain	Res	Type
26	14	1037	G
26	14	1038	C
26	14	1044	G
26	14	1045	A
26	14	1046	A
26	14	1048	A
26	14	1051	G
26	14	1054	A
26	14	1056	G
26	14	1060	U
26	14	1061	U
26	14	1062	G
26	14	1063	G
26	14	1066	U
26	14	1067	A
26	14	1070	A
26	14	1071	G
26	14	1072	C
26	14	1073	A
26	14	1075	C
26	14	1079	C
26	14	1080	A
26	14	1086	A
26	14	1087	G
26	14	1088	A
26	14	1090	U
26	14	1093	G
26	14	1095	A
26	14	1096	A
26	14	1099	G
26	14	1105	U
26	14	1111	A
26	14	1112	G
26	14	1113	U
26	14	1114	G
26	14	1122	G
26	14	1126	A
26	14	1130	U
26	14	1131	G
26	14	1135	C
26	14	1136	G
26	14	1138	G

Continued on next page...

Continued from previous page...

Mol	Chain	Res	Type
26	14	1139	G
26	14	1142(A)	A
26	14	1143	A
26	14	1151	G
26	14	1159	U
26	14	1170	G
26	14	1171	G
26	14	1173	G
26	14	1174	A
26	14	1175	U
26	14	1177	A
26	14	1178	C
26	14	1189	A
26	14	1204	A
26	14	1205	U
26	14	1206	G
26	14	1212	G
26	14	1220	A
26	14	1232	G
26	14	1236	G
26	14	1248	G
26	14	1252	G
26	14	1253	A
26	14	1256	G
26	14	1271	G
26	14	1272	A
26	14	1278	A
26	14	1284	A
26	14	1298	C
26	14	1300	U
26	14	1301	A
26	14	1303	G
26	14	1313	U
26	14	1320	C
26	14	1321	A
26	14	1328	G
26	14	1329	U
26	14	1345	C
26	14	1348	G
26	14	1349	A
26	14	1352	U
26	14	1359	A

Continued on next page...

Continued from previous page...

Mol	Chain	Res	Type
26	14	1360	A
26	14	1365	A
26	14	1368	G
26	14	1370	C
26	14	1380	G
26	14	1383	C
26	14	1384	A
26	14	1385	G
26	14	1386	C
26	14	1403	C
26	14	1405	U
26	14	1406	U
26	14	1407	C
26	14	1416	G
26	14	1417	C
26	14	1419	A
26	14	1421	G
26	14	1427	A
26	14	1428	C
26	14	1444(A)	A
26	14	1445	C
26	14	1449	A
26	14	1449(A)	G
26	14	1454	U
26	14	1455	G
26	14	1458	C
26	14	1459	G
26	14	1460	A
26	14	1467	C
26	14	1471	A
26	14	1474	C
26	14	1475	G
26	14	1478	G
26	14	1482	U
26	14	1483	G
26	14	1490	A
26	14	1492	G
26	14	1493	C
26	14	1494	A
26	14	1508	A
26	14	1509	C
26	14	1510	A

Continued on next page...

Continued from previous page...

Mol	Chain	Res	Type
26	14	1522	G
26	14	1534	G
26	14	1535	U
26	14	1537	C
26	14	1540	G
26	14	1543	A
26	14	1544	C
26	14	1558	A
26	14	1559	G
26	14	1560	G
26	14	1566	A
26	14	1569	A
26	14	1578	U
26	14	1583	A
26	14	1585	C
26	14	1586	A
26	14	1588	C
26	14	1589	C
26	14	1593	G
26	14	1599	C
26	14	1608	A
26	14	1609	A
26	14	1610	A
26	14	1616	A
26	14	1644	C
26	14	1647	G
26	14	1648	C
26	14	1654	A
26	14	1674	G
26	14	1675	C
26	14	1678	G
26	14	1680	U
26	14	1696	G
26	14	1700	A
26	14	1701	A
26	14	1718	G
26	14	1725	G
26	14	1728	G
26	14	1729	A
26	14	1741	C
26	14	1743	G
26	14	1756	G

Continued on next page...

Continued from previous page...

Mol	Chain	Res	Type
26	14	1762	A
26	14	1763	G
26	14	1764	G
26	14	1773	A
26	14	1780	A
26	14	1781	C
26	14	1782	C
26	14	1791	A
26	14	1800	C
26	14	1801	G
26	14	1816	G
26	14	1820	U
26	14	1829	A
26	14	1830	C
26	14	1835	G
26	14	1836	C
26	14	1847	A
26	14	1859	A
26	14	1878	G
26	14	1886	C
26	14	1888	G
26	14	1889	A
26	14	1894	C
26	14	1896	G
26	14	1906	G
26	14	1913	A
26	14	1919	A
26	14	1929	G
26	14	1930	G
26	14	1931	U
26	14	1936	A
26	14	1938	A
26	14	1940	U
26	14	1944	U
26	14	1955	U
26	14	1960	A
26	14	1963	U
26	14	1967	C
26	14	1970	A
26	14	1971	A
26	14	1972	A
26	14	1993	U

Continued on next page...

Continued from previous page...

Mol	Chain	Res	Type
26	14	2023	G
26	14	2027	G
26	14	2031	A
26	14	2033	A
26	14	2039	C
26	14	2043	C
26	14	2049	G
26	14	2054	A
26	14	2055	C
26	14	2056	G
26	14	2060	A
26	14	2061	G
26	14	2062	A
26	14	2063	C
26	14	2069	G
26	14	2074	U
26	14	2076	U
26	14	2080	G
26	14	2082	A
26	14	2085	C
26	14	2097	C
26	14	2100	G
26	14	2102	U
26	14	2108	C
26	14	2110	G
26	14	2111	C
26	14	2114	A
26	14	2115	G
26	14	2116	G
26	14	2117	A
26	14	2118	U
26	14	2120	G
26	14	2122	U
26	14	2124	G
26	14	2125	G
26	14	2126	A
26	14	2127	G
26	14	2128	C
26	14	2129	C
26	14	2131	G
26	14	2132	U
26	14	2133	G

Continued on next page...

Continued from previous page...

Mol	Chain	Res	Type
26	14	2134	A
26	14	2135	A
26	14	2136	C
26	14	2137	C
26	14	2144	U
26	14	2145	C
26	14	2146	C
26	14	2147	G
26	14	2148	G
26	14	2150	U
26	14	2151	G
26	14	2153	G
26	14	2157	G
26	14	2158	A
26	14	2161	C
26	14	2162	G
26	14	2164	C
26	14	2166	G
26	14	2168	G
26	14	2169	A
26	14	2170	A
26	14	2172	U
26	14	2173	A
26	14	2174	C
26	14	2176	A
26	14	2189	U
26	14	2191	G
26	14	2192	G
26	14	2198	A
26	14	2207	C
26	14	2210	G
26	14	2211	G
26	14	2212	A
26	14	2213	U
26	14	2215	G
26	14	2225	A
26	14	2226	C
26	14	2234	G
26	14	2235	G
26	14	2238	G
26	14	2239	G
26	14	2240	C

Continued on next page...

Continued from previous page...

Mol	Chain	Res	Type
26	14	2245	U
26	14	2246	G
26	14	2261	C
26	14	2267	A
26	14	2269	A
26	14	2273	A
26	14	2275	C
26	14	2276	G
26	14	2278	A
26	14	2280	G
26	14	2283	C
26	14	2287	A
26	14	2288	A
26	14	2289	G
26	14	2293	C
26	14	2298	A
26	14	2305	A
26	14	2307	G
26	14	2308	G
26	14	2310	A
26	14	2311	A
26	14	2312	U
26	14	2318	G
26	14	2319	G
26	14	2321	G
26	14	2324	C
26	14	2325	G
26	14	2326	C
26	14	2327	A
26	14	2329	G
26	14	2334	G
26	14	2336	A
26	14	2342	C
26	14	2346	A
26	14	2347	C
26	14	2350	C
26	14	2354	G
26	14	2355	C
26	14	2357	U
26	14	2383	G
26	14	2385	C
26	14	2388	A

Continued on next page...

Continued from previous page...

Mol	Chain	Res	Type
26	14	2389	G
26	14	2392	A
26	14	2396	G
26	14	2401	U
26	14	2402	C
26	14	2406	U
26	14	2411	A
26	14	2413	G
26	14	2414	G
26	14	2418	A
26	14	2422	A
26	14	2426	A
26	14	2429	G
26	14	2430	A
26	14	2431	U
26	14	2435	A
26	14	2439	A
26	14	2440	C
26	14	2441	C
26	14	2448	A
26	14	2468	G
26	14	2469	A
26	14	2470	G
26	14	2475	C
26	14	2476	A
26	14	2477	C
26	14	2483	C
26	14	2492	U
26	14	2498	C
26	14	2501	C
26	14	2502	G
26	14	2505	G
26	14	2512	C
26	14	2513	G
26	14	2518	A
26	14	2525	G
26	14	2532	G
26	14	2542	A
26	14	2543	G
26	14	2544	G
26	14	2554	U
26	14	2555	U

Continued on next page...

Continued from previous page...

Mol	Chain	Res	Type
26	14	2563	U
26	14	2564	A
26	14	2566	A
26	14	2567	G
26	14	2573	C
26	14	2578	G
26	14	2582	G
26	14	2601	C
26	14	2602	A
26	14	2609	U
26	14	2610	C
26	14	2611	U
26	14	2612	C
26	14	2630	G
26	14	2636	U
26	14	2646	C
26	14	2654	A
26	14	2665	A
26	14	2667	C
26	14	2673	G
26	14	2689	U
26	14	2690	C
26	14	2702	U
26	14	2703	C
26	14	2707	G
26	14	2712(A)	A
26	14	2713	A
26	14	2714	G
26	14	2726	U
26	14	2733	A
26	14	2739	U
26	14	2742	C
26	14	2744	G
26	14	2748	A
26	14	2750	A
26	14	2751	G
26	14	2752	C
26	14	2757	A
26	14	2758	A
26	14	2761	G
26	14	2762	G
26	14	2764	A

Continued on next page...

Continued from previous page...

Mol	Chain	Res	Type
26	14	2765	A
26	14	2766	G
26	14	2777	G
26	14	2778	A
26	14	2779	U
26	14	2780	G
26	14	2790	A
26	14	2791	C
26	14	2793	G
26	14	2794	C
26	14	2795	G
26	14	2797	U
26	14	2798	C
26	14	2799	A
26	14	2801	A
26	14	2802	G
26	14	2805	G
26	14	2808	U
26	14	2810	A
26	14	2818	G
26	14	2820	A
26	14	2821	A
26	14	2825	C
26	14	2833	G
26	14	2834	G
26	14	2835	A
26	14	2859	G
26	14	2860	A
26	14	2861	G
26	14	2872	G
26	14	2874	C
26	14	2876	G
26	14	2879	C
26	14	2883	A
26	14	2885	C
26	14	2886	G
26	14	2889	C
26	14	2892	A
26	14	2893	G
26	14	2894	G
26	14	2895	U
26	14	2896	C

Continued on next page...

Continued from previous page...

Mol	Chain	Res	Type
26	14	2897	U
26	14	2898	U
26	14	2902	C
27	1J	0	A
27	1J	2	C
27	1J	7	G
27	1J	8	U
27	1J	13	A
27	1J	15	A
27	1J	16	G
27	1J	22	U
27	1J	25	A
27	1J	28	C
27	1J	29	A
27	1J	33	G
27	1J	43	C
27	1J	44	G
27	1J	45	A
27	1J	47	C
27	1J	51	G
27	1J	56	G
27	1J	58	A
27	1J	67	G
27	1J	73	A
27	1J	74	U
27	1J	81	G
27	1J	86	G
27	1J	88	C
27	1J	89	G
27	1J	89(A)	A
27	1J	90	C
27	1J	108	C
27	1J	109	G
27	1J	116	G
27	1J	119	A

All (216) RNA pucker outliers are listed below:

Mol	Chain	Res	Type
1	13	2	U
1	13	31	G
1	13	49	U

Continued on next page...

Continued from previous page...

Mol	Chain	Res	Type
1	13	84	U
1	13	85	U
1	13	89	U
1	13	115	G
1	13	173	U
1	13	181	G
1	13	244	U
1	13	266	G
1	13	422	C
1	13	428	G
1	13	429	U
1	13	484	G
1	13	509	A
1	13	535	A
1	13	560	U
1	13	628	G
1	13	687	A
1	13	703	G
1	13	748	C
1	13	793	U
1	13	871	U
1	13	913	A
1	13	992	U
1	13	1025	U
1	13	1064	G
1	13	1065	U
1	13	1183	A
1	13	1285	A
1	13	1336	C
1	13	1363	A
1	13	1452	C
1	13	1498	U
1	13	1533	C
22	1K	1	G
22	1K	23	G
22	1K	29	U
22	1K	73	C
22	1K	74	A
23	2K	48	U
23	2K	61	U
24	3K	7	G
24	3K	8	U

Continued on next page...

Continued from previous page...

Mol	Chain	Res	Type
24	3K	34	U
24	3K	59	A
25	4K	18	G
26	1H	125	G
26	1H	195	A
26	1H	196	A
26	1H	222	A
26	1H	232	G
26	1H	270(M)	U
26	1H	271(B)	G
26	1H	310	A
26	1H	345	A
26	1H	404	C
26	1H	508	G
26	1H	528	A
26	1H	587	C
26	1H	620	G
26	1H	645	C
26	1H	654(Q)	C
26	1H	668	G
26	1H	746	A
26	1H	752	A
26	1H	764	A
26	1H	776	G
26	1H	800	A
26	1H	827	U
26	1H	858	U
26	1H	881	G
26	1H	895	U
26	1H	960	A
26	1H	974	G
26	1H	974(A)	C
26	1H	1022	G
26	1H	1026	U
26	1H	1046	A
26	1H	1057	A
26	1H	1085	A
26	1H	1109	C
26	1H	1128	A
26	1H	1177	A
26	1H	1178	C
26	1H	1210	A

Continued on next page...

Continued from previous page...

Mol	Chain	Res	Type
26	1H	1396	U
26	1H	1416	G
26	1H	1420	U
26	1H	1493	C
26	1H	1508	A
26	1H	1558	A
26	1H	1608	A
26	1H	1609	A
26	1H	1653	G
26	1H	1694	C
26	1H	1757	U
26	1H	1799	G
26	1H	1858	G
26	1H	1899	G
26	1H	1984	G
26	1H	1992	G
26	1H	2060	A
26	1H	2157	G
26	1H	2171	A
26	1H	2172	U
26	1H	2210	G
26	1H	2422	A
26	1H	2439	A
26	1H	2448	A
26	1H	2481	G
26	1H	2566	A
26	1H	2702	U
26	1H	2756	U
27	16	44	G
27	16	108	C
1	1G	2	U
1	1G	64	G
1	1G	80	G
1	1G	87	A
1	1G	89	U
1	1G	115	G
1	1G	197	A
1	1G	209	U
1	1G	250	A
1	1G	266	G
1	1G	345	C
1	1G	412	A

Continued on next page...

Continued from previous page...

Mol	Chain	Res	Type
1	1G	429	U
1	1G	485	G
1	1G	509	A
1	1G	535	A
1	1G	560	U
1	1G	628	G
1	1G	687	A
1	1G	748	C
1	1G	793	U
1	1G	913	A
1	1G	974	A
1	1G	991	U
1	1G	992	U
1	1G	1053	G
1	1G	1126	U
1	1G	1127	G
1	1G	1145	C
1	1G	1157	A
1	1G	1285	A
1	1G	1300	G
1	1G	1305	G
1	1G	1442	G
1	1G	1453	G
1	1G	1498	U
1	1G	1533	C
22	1L	1	G
22	1L	17	U
22	1L	23	G
22	1L	46	G
22	1L	73	C
22	1L	74	A
23	2L	48	U
24	3L	7	G
24	3L	8	U
24	3L	34	U
26	14	34	C
26	14	49	A
26	14	71	A
26	14	101	G
26	14	128	C
26	14	270(M)	U
26	14	278	A

Continued on next page...

Continued from previous page...

Mol	Chain	Res	Type
26	14	310	A
26	14	503	A
26	14	528	A
26	14	627	A
26	14	752	A
26	14	764	A
26	14	774	A
26	14	776	G
26	14	784	A
26	14	827	U
26	14	858	U
26	14	877	U
26	14	888	C
26	14	893	C
26	14	960	A
26	14	971	C
26	14	974	G
26	14	998	C
26	14	1022	G
26	14	1085	A
26	14	1379	A
26	14	1396	U
26	14	1420	U
26	14	1444(A)	A
26	14	1558	A
26	14	1608	A
26	14	1609	A
26	14	1762	A
26	14	1819	A
26	14	1963	U
26	14	1992	G
26	14	2107	C
26	14	2173	A
26	14	2238	G
26	14	2275	C
26	14	2335	A
26	14	2406	U
26	14	2439	A
26	14	2629	A
26	14	2689	U
26	14	2756	U
26	14	2776	A

Continued on next page...

Continued from previous page...

Mol	Chain	Res	Type
26	14	2859	G
26	14	2893	G
27	1J	88	C

5.4 Non-standard residues in protein, DNA, RNA chains [i](#)

22 non-standard protein/DNA/RNA residues are modelled in this entry.

In the following table, the Counts columns list the number of bonds (or angles) for which Mogul statistics could be retrieved, the number of bonds (or angles) that are observed in the model and the number of bonds (or angles) that are defined in the Chemical Component Dictionary. The Link column lists molecule types, if any, to which the group is linked. The Z score for a bond length (or angle) is the number of standard deviations the observed value is removed from the expected value. A bond length (or angle) with $|Z| > 2$ is considered an outlier worth inspection. RMSZ is the root-mean-square of all Z scores of the bond lengths (or angles).

Mol	Type	Chain	Res	Link	Bond lengths			Bond angles		
					Counts	RMSZ	# $ Z > 2$	Counts	RMSZ	# $ Z > 2$
22	2MA	1K	38	22	19,25,26	2.79	5 (26%)	21,37,40	1.96	3 (14%)
23	4SU	2L	8	23	18,21,22	1.72	3 (16%)	26,30,33	2.46	4 (15%)
23	PSU	2L	56	23	18,21,22	1.35	2 (11%)	22,30,33	1.46	2 (9%)
22	7MG	1L	47	22	22,26,27	3.09	6 (27%)	29,39,42	2.81	10 (34%)
23	5MU	2K	55	23	19,22,23	3.88	5 (26%)	28,32,35	3.68	8 (28%)
22	PSU	1K	56	22	18,21,22	1.26	1 (5%)	22,30,33	1.56	4 (18%)
23	PSU	2K	56	23	18,21,22	1.23	2 (11%)	22,30,33	2.04	4 (18%)
23	7MG	2K	47	23	22,26,27	3.01	7 (31%)	29,39,42	2.75	10 (34%)
22	4SU	1K	8	22	18,21,22	1.79	5 (27%)	26,30,33	2.70	8 (30%)
22	2MA	1L	38	22	19,25,26	3.22	6 (31%)	21,37,40	2.06	4 (19%)
22	5MU	1K	55	22	19,22,23	3.97	5 (26%)	28,32,35	3.10	8 (28%)
23	5MU	2L	55	23	19,22,23	3.79	5 (26%)	28,32,35	3.33	9 (32%)
22	7MG	1K	47	22	22,26,27	3.08	6 (27%)	29,39,42	2.81	10 (34%)
22	4SU	1L	8	22	18,21,22	1.86	3 (16%)	26,30,33	2.23	6 (23%)
22	RSP	1L	33	22	17,21,22	4.02	7 (41%)	22,30,33	0.97	1 (4%)
22	PSU	1L	56	22	18,21,22	1.13	1 (5%)	22,30,33	1.83	3 (13%)
23	OMC	2L	33	23	19,22,23	1.85	3 (15%)	26,31,34	1.06	2 (7%)
23	4SU	2K	8	23	18,21,22	1.91	5 (27%)	26,30,33	2.71	8 (30%)
23	OMC	2K	33	23	19,22,23	1.73	4 (21%)	26,31,34	0.92	0
23	7MG	2L	47	23	22,26,27	3.02	5 (22%)	29,39,42	2.84	10 (34%)

Mol	Type	Chain	Res	Link	Bond lengths			Bond angles		
					Counts	RMSZ	# Z > 2	Counts	RMSZ	# Z > 2
22	RSP	1K	33	22	17,21,22	3.97	7 (41%)	22,30,33	0.92	1 (4%)
22	5MU	1L	55	22	19,22,23	3.82	5 (26%)	28,32,35	3.13	9 (32%)

In the following table, the Chirals column lists the number of chiral outliers, the number of chiral centers analysed, the number of these observed in the model and the number defined in the Chemical Component Dictionary. Similar counts are reported in the Torsion and Rings columns. '-' means no outliers of that kind were identified.

Mol	Type	Chain	Res	Link	Chirals	Torsions	Rings
22	2MA	1K	38	22	-	0/3/25/26	0/3/3/3
23	4SU	2L	8	23	-	0/7/25/26	0/2/2/2
23	PSU	2L	56	23	-	0/7/25/26	0/2/2/2
22	7MG	1L	47	22	-	2/7/37/38	0/3/3/3
23	5MU	2K	55	23	-	0/7/25/26	0/2/2/2
22	PSU	1K	56	22	-	0/7/25/26	0/2/2/2
23	PSU	2K	56	23	-	0/7/25/26	0/2/2/2
23	7MG	2K	47	23	-	2/7/37/38	0/3/3/3
22	4SU	1K	8	22	-	2/7/25/26	0/2/2/2
22	2MA	1L	38	22	-	0/3/25/26	0/3/3/3
22	5MU	1K	55	22	-	0/7/25/26	0/2/2/2
23	5MU	2L	55	23	-	0/7/25/26	0/2/2/2
22	7MG	1K	47	22	-	2/7/37/38	0/3/3/3
22	4SU	1L	8	22	-	3/7/25/26	0/2/2/2
22	RSP	1L	33	22	-	3/7/25/26	0/2/2/2
22	PSU	1L	56	22	-	0/7/25/26	0/2/2/2
23	OMC	2L	33	23	-	0/9/27/28	0/2/2/2
23	4SU	2K	8	23	-	0/7/25/26	0/2/2/2
23	OMC	2K	33	23	-	1/9/27/28	0/2/2/2
23	7MG	2L	47	23	-	2/7/37/38	0/3/3/3
22	RSP	1K	33	22	-	3/7/25/26	0/2/2/2
22	5MU	1L	55	22	-	0/7/25/26	0/2/2/2

All (98) bond length outliers are listed below:

Mol	Chain	Res	Type	Atoms	Z	Observed(Å)	Ideal(Å)
22	1K	55	5MU	C2-N1	12.82	1.59	1.38
23	2K	55	5MU	C2-N1	12.76	1.58	1.38
22	1L	33	RSP	C2-N3	12.50	1.49	1.36
22	1L	55	5MU	C2-N1	12.12	1.57	1.38
23	2L	55	5MU	C2-N1	11.90	1.57	1.38

Continued on next page...

Continued from previous page...

Mol	Chain	Res	Type	Atoms	Z	Observed(Å)	Ideal(Å)
22	1K	33	RSP	C2-N3	11.59	1.48	1.36
22	1K	47	7MG	C5-N7	9.23	1.46	1.35
22	1L	38	2MA	C4-N3	9.01	1.49	1.35
23	2K	47	7MG	C5-N7	8.84	1.45	1.35
22	1L	47	7MG	C5-N7	8.83	1.45	1.35
23	2L	47	7MG	C5-N7	8.20	1.45	1.35
22	1L	47	7MG	C4-N9	-7.61	1.28	1.37
23	2L	47	7MG	C4-N9	-7.56	1.28	1.37
22	1K	38	2MA	C4-N3	7.23	1.47	1.35
23	2K	47	7MG	C4-N9	-6.99	1.29	1.37
22	1K	47	7MG	C4-N9	-6.58	1.30	1.37
22	1K	33	RSP	C6-C5	6.35	1.49	1.35
22	1K	47	7MG	C4-N3	6.22	1.49	1.34
22	1L	38	2MA	C2-N1	6.20	1.45	1.34
22	1L	55	5MU	C4-N3	-6.14	1.27	1.38
22	1K	55	5MU	C2-N3	6.14	1.48	1.38
23	2L	55	5MU	C4-N3	-6.14	1.27	1.38
22	1L	33	RSP	C6-C5	6.02	1.49	1.35
23	2L	47	7MG	C4-N3	5.94	1.48	1.34
23	2K	47	7MG	C4-N3	5.80	1.48	1.34
22	1L	38	2MA	C2-N3	5.80	1.44	1.34
22	1L	55	5MU	C2-N3	5.76	1.48	1.38
23	2K	55	5MU	C4-N3	-5.74	1.28	1.38
22	1L	47	7MG	C4-N3	5.72	1.47	1.34
23	2L	55	5MU	C2-N3	5.72	1.48	1.38
22	1K	38	2MA	C2-N1	5.71	1.44	1.34
22	1K	33	RSP	C4-N4	5.66	1.47	1.33
23	2K	8	4SU	C5-C4	5.65	1.49	1.42
22	1K	55	5MU	C6-N1	5.63	1.47	1.38
23	2L	55	5MU	C6-N1	5.63	1.47	1.38
22	1K	55	5MU	C4-N3	-5.53	1.28	1.38
22	1L	33	RSP	C4-N3	5.51	1.45	1.34
23	2L	8	4SU	C5-C4	5.50	1.49	1.42
22	1K	55	5MU	C4-C5	5.48	1.53	1.44
22	1L	55	5MU	C6-N1	5.45	1.47	1.38
23	2K	55	5MU	C4-C5	5.44	1.53	1.44
23	2K	55	5MU	C2-N3	5.40	1.47	1.38
23	2K	55	5MU	C6-N1	5.27	1.47	1.38
22	1L	8	4SU	C5-C4	5.23	1.49	1.42
22	1L	38	2MA	C6-N1	5.16	1.43	1.33
22	1K	33	RSP	C4-N3	5.09	1.44	1.34
22	1K	38	2MA	C2-N3	5.08	1.43	1.34

Continued on next page...

Continued from previous page...

Mol	Chain	Res	Type	Atoms	Z	Observed(Å)	Ideal(Å)
22	1L	55	5MU	C4-C5	5.04	1.53	1.44
23	2L	55	5MU	C4-C5	4.88	1.52	1.44
22	1L	33	RSP	C4-N4	4.86	1.45	1.33
23	2L	33	OMC	C2-N3	4.86	1.46	1.36
23	2L	33	OMC	C4-N4	4.53	1.44	1.33
22	1K	56	PSU	C6-C5	4.50	1.40	1.35
23	2L	56	PSU	C6-C5	4.46	1.40	1.35
23	2K	33	OMC	C2-N3	4.43	1.45	1.36
23	2L	47	7MG	C5-C4	-4.41	1.23	1.38
22	1L	8	4SU	C2-N1	4.28	1.45	1.38
22	1K	8	4SU	C5-C4	4.25	1.48	1.42
22	1L	47	7MG	C5-C4	-4.17	1.24	1.38
23	2K	33	OMC	C4-N4	4.15	1.43	1.33
22	1K	47	7MG	C5-C4	-4.08	1.24	1.38
22	1K	38	2MA	C6-N1	4.00	1.41	1.33
23	2K	56	PSU	C6-C5	3.97	1.40	1.35
23	2K	8	4SU	C2-N1	3.96	1.44	1.38
22	1L	56	PSU	C6-C5	3.94	1.39	1.35
23	2K	47	7MG	C5-C4	-3.89	1.25	1.38
22	1K	8	4SU	C2-N1	3.88	1.44	1.38
23	2L	33	OMC	C5-C4	3.48	1.50	1.42
23	2K	33	OMC	C5-C4	3.42	1.50	1.42
22	1L	33	RSP	C6-N1	3.40	1.46	1.38
22	1K	33	RSP	C6-N1	3.38	1.46	1.38
23	2L	47	7MG	C2-N2	3.24	1.41	1.34
22	1K	33	RSP	C2-S2	-3.18	1.59	1.67
23	2L	8	4SU	C2-N1	3.05	1.43	1.38
22	1L	8	4SU	C6-N1	3.04	1.45	1.38
22	1K	47	7MG	C2-N2	3.04	1.41	1.34
22	1K	33	RSP	C5-C4	2.99	1.49	1.42
22	1L	47	7MG	C2-N2	2.98	1.41	1.34
22	1L	33	RSP	C2-S2	-2.81	1.60	1.67
23	2L	8	4SU	C6-N1	2.70	1.44	1.38
22	1K	8	4SU	C6-N1	2.69	1.44	1.38
23	2K	47	7MG	C2-N2	2.68	1.40	1.34
22	1K	8	4SU	C4-N3	2.65	1.40	1.37
22	1K	8	4SU	C2-N3	2.53	1.42	1.38
23	2K	8	4SU	C6-N1	2.52	1.44	1.38
23	2K	8	4SU	C2-N3	2.42	1.42	1.38
22	1L	47	7MG	C6-N1	-2.35	1.34	1.38
22	1K	47	7MG	C6-N1	-2.31	1.34	1.38
22	1L	33	RSP	C5-C4	2.31	1.48	1.42

Continued on next page...

Continued from previous page...

Mol	Chain	Res	Type	Atoms	Z	Observed(Å)	Ideal(Å)
23	2K	47	7MG	C6-N1	-2.28	1.34	1.38
23	2K	47	7MG	C8-N9	2.23	1.47	1.46
23	2L	56	PSU	C2-N1	2.21	1.39	1.36
23	2K	8	4SU	C4-N3	2.07	1.39	1.37
22	1L	38	2MA	CM2-C2	2.03	1.55	1.49
22	1K	38	2MA	CM2-C2	2.03	1.55	1.49
23	2K	33	OMC	C6-N1	2.01	1.42	1.38
23	2K	56	PSU	C4-C5	-2.00	1.38	1.44
22	1L	38	2MA	C5-N7	-2.00	1.32	1.39

All (124) bond angle outliers are listed below:

Mol	Chain	Res	Type	Atoms	Z	Observed(°)	Ideal(°)
23	2K	55	5MU	C5-C4-N3	12.77	126.21	115.31
23	2L	55	5MU	C5-C4-N3	10.91	124.63	115.31
22	1K	55	5MU	C5-C4-N3	9.76	123.64	115.31
22	1L	55	5MU	C5-C4-N3	9.67	123.57	115.31
23	2K	8	4SU	C4-N3-C2	-8.50	119.08	127.34
23	2L	8	4SU	C4-N3-C2	-8.33	119.24	127.34
23	2K	55	5MU	C5-C6-N1	-7.39	115.74	123.34
23	2K	55	5MU	C4-N3-C2	-7.33	117.86	127.35
22	1K	8	4SU	C4-N3-C2	-7.26	120.28	127.34
23	2L	47	7MG	C4-C5-N7	7.14	115.44	105.53
23	2L	8	4SU	C5-C4-N3	7.01	121.19	114.69
22	1L	47	7MG	C4-C5-N7	6.97	115.20	105.53
23	2K	47	7MG	C4-C5-N7	6.90	115.11	105.53
22	1K	47	7MG	C4-C5-N7	6.89	115.09	105.53
23	2L	55	5MU	C4-N3-C2	-6.77	118.59	127.35
22	1K	8	4SU	C5-C4-S4	-6.64	115.92	124.47
23	2K	47	7MG	CM7-N7-C5	6.56	143.33	126.40
22	1L	8	4SU	C4-N3-C2	-6.50	121.02	127.34
22	1L	38	2MA	C2-N3-C4	6.42	120.73	115.52
23	2L	55	5MU	C5-C6-N1	-6.36	116.80	123.34
22	1K	38	2MA	C1'-N9-C4	-6.22	115.70	126.64
22	1L	55	5MU	C6-C5-C4	6.18	123.20	118.03
22	1L	55	5MU	C5-C6-N1	-6.15	117.01	123.34
22	1L	55	5MU	C4-N3-C2	-6.15	119.39	127.35
22	1K	47	7MG	CM7-N7-C5	6.13	142.22	126.40
22	1K	8	4SU	C5-C4-N3	6.08	120.32	114.69
22	1K	55	5MU	C4-N3-C2	-5.98	119.61	127.35
23	2L	47	7MG	CM7-N7-C5	5.92	141.69	126.40
22	1L	8	4SU	C5-C4-N3	5.85	120.11	114.69

Continued on next page...

Continued from previous page...

Mol	Chain	Res	Type	Atoms	Z	Observed(°)	Ideal(°)
22	1L	47	7MG	CM7-N7-C5	5.85	141.49	126.40
23	2K	55	5MU	O4-C4-C5	-5.84	118.13	124.90
23	2K	8	4SU	C5-C4-S4	-5.73	117.08	124.47
22	1K	55	5MU	C5-C6-N1	-5.70	117.48	123.34
22	1L	47	7MG	C5-C4-N9	5.65	113.68	106.35
22	1K	55	5MU	C6-C5-C4	5.63	122.74	118.03
23	2L	55	5MU	C6-C5-C4	5.59	122.70	118.03
23	2K	8	4SU	C5-C4-N3	5.45	119.75	114.69
23	2L	55	5MU	O4-C4-C5	-5.31	118.75	124.90
23	2L	47	7MG	C5-C4-N9	5.20	113.10	106.35
23	2K	47	7MG	C5-C4-N9	5.20	113.09	106.35
23	2K	56	PSU	N1-C2-N3	5.15	120.97	115.13
23	2K	47	7MG	C6-C5-N7	-5.07	123.94	131.91
23	2L	47	7MG	C6-C5-N7	-5.06	123.95	131.91
22	1K	47	7MG	C5-C6-N1	5.01	119.81	110.99
22	1K	55	5MU	O4-C4-C5	-5.00	119.11	124.90
23	2K	55	5MU	C5M-C5-C6	-4.99	116.18	122.85
22	1L	47	7MG	C5-C6-N1	4.92	119.67	110.99
23	2K	55	5MU	C6-C5-C4	4.92	122.15	118.03
22	1K	47	7MG	C5-C4-N9	4.85	112.65	106.35
22	1L	47	7MG	C6-C5-N7	-4.84	124.30	131.91
23	2L	47	7MG	C5-C6-N1	4.76	119.38	110.99
22	1K	47	7MG	C6-C5-N7	-4.70	124.52	131.91
22	1L	56	PSU	C4-N3-C2	-4.61	119.70	126.34
22	1L	56	PSU	N1-C2-N3	4.51	120.24	115.13
22	1L	38	2MA	C1'-N9-C4	-4.51	118.72	126.64
23	2K	56	PSU	C4-N3-C2	-4.49	119.88	126.34
22	1K	38	2MA	C2-N3-C4	4.42	119.11	115.52
22	1L	55	5MU	O4-C4-C5	-4.37	119.84	124.90
22	1K	47	7MG	C5-C4-N3	-4.35	119.83	128.13
23	2K	47	7MG	C5-C6-N1	4.26	118.49	110.99
22	1K	55	5MU	C5M-C5-C6	-4.21	117.22	122.85
23	2K	8	4SU	N3-C2-N1	4.17	120.42	114.89
23	2L	47	7MG	C2-N3-C4	4.16	119.72	112.30
22	1L	55	5MU	C5M-C5-C6	-4.16	117.29	122.85
22	1L	47	7MG	C5-C4-N3	-4.16	120.20	128.13
22	1K	47	7MG	C2-N3-C4	4.12	119.64	112.30
23	2K	47	7MG	C5-C4-N3	-4.09	120.33	128.13
23	2L	47	7MG	C5-C4-N3	-4.07	120.38	128.13
23	2L	56	PSU	C4-N3-C2	-4.06	120.49	126.34
22	1K	56	PSU	N1-C2-N3	3.91	119.56	115.13
22	1L	47	7MG	C2-N3-C4	3.88	119.22	112.30

Continued on next page...

Continued from previous page...

Mol	Chain	Res	Type	Atoms	Z	Observed(°)	Ideal(°)
23	2K	56	PSU	C6-N1-C2	-3.83	118.76	122.68
23	2L	55	5MU	C5M-C5-C6	-3.81	117.76	122.85
22	1L	8	4SU	C1'-N1-C2	3.76	124.38	117.57
23	2L	8	4SU	N3-C2-N1	3.68	119.78	114.89
22	1K	8	4SU	S4-C4-N3	3.60	123.76	120.21
22	1K	8	4SU	N3-C2-N1	3.56	119.62	114.89
22	1L	8	4SU	N3-C2-N1	3.51	119.55	114.89
23	2K	47	7MG	C2-N3-C4	3.49	118.52	112.30
22	1L	38	2MA	N3-C2-N1	-3.43	119.47	125.73
23	2L	8	4SU	C5-C4-S4	-3.38	120.11	124.47
22	1K	56	PSU	C4-N3-C2	-3.31	121.57	126.34
23	2L	56	PSU	N1-C2-N3	3.18	118.74	115.13
22	1K	47	7MG	N9-C8-N7	-3.16	98.86	103.38
22	1L	47	7MG	C2-N1-C6	-3.14	119.37	125.10
23	2L	47	7MG	O6-C6-C5	-3.13	119.86	127.54
23	2K	8	4SU	C1'-N1-C2	3.10	123.19	117.57
22	1K	56	PSU	C6-N1-C2	-3.10	119.52	122.68
22	1K	8	4SU	C1'-N1-C2	3.09	123.17	117.57
23	2L	47	7MG	N9-C8-N7	-3.04	99.03	103.38
23	2K	8	4SU	S4-C4-N3	3.00	123.17	120.21
23	2K	56	PSU	O2-C2-N1	-2.99	119.50	122.79
22	1L	55	5MU	C6-N1-C2	-2.97	118.29	121.30
22	1L	8	4SU	C5-C4-S4	-2.90	120.73	124.47
22	1L	47	7MG	O6-C6-C5	-2.89	120.44	127.54
23	2L	55	5MU	N3-C2-N1	2.85	118.67	114.89
22	1K	55	5MU	C6-N1-C2	-2.82	118.44	121.30
22	1K	38	2MA	N3-C2-N1	-2.82	120.59	125.73
22	1L	56	PSU	O2-C2-N1	-2.79	119.72	122.79
22	1L	55	5MU	N3-C2-N1	2.74	118.53	114.89
22	1L	47	7MG	N9-C8-N7	-2.74	99.46	103.38
22	1K	47	7MG	O6-C6-C5	-2.74	120.83	127.54
22	1K	47	7MG	C2-N1-C6	-2.72	120.15	125.10
23	2L	55	5MU	O2-C2-N1	-2.70	119.20	122.79
23	2L	47	7MG	C2-N1-C6	-2.68	120.21	125.10
23	2K	8	4SU	O2-C2-N1	-2.67	119.23	122.79
23	2L	55	5MU	C6-N1-C2	-2.66	118.60	121.30
22	1L	33	RSP	C1'-N1-C2	2.64	124.29	118.44
23	2K	55	5MU	C5M-C5-C4	2.64	121.67	118.77
23	2K	47	7MG	C2-N1-C6	-2.64	120.29	125.10
22	1K	56	PSU	O2-C2-N1	-2.59	119.94	122.79
22	1K	8	4SU	C6-N1-C2	-2.53	117.76	120.99
23	2K	47	7MG	O6-C6-C5	-2.45	121.54	127.54

Continued on next page...

Continued from previous page...

Mol	Chain	Res	Type	Atoms	Z	Observed(°)	Ideal(°)
22	1K	55	5MU	N3-C2-N1	2.41	118.09	114.89
23	2K	47	7MG	N9-C8-N7	-2.40	99.94	103.38
22	1L	8	4SU	O2-C2-N3	-2.37	117.08	121.50
23	2K	55	5MU	O4-C4-N3	-2.33	115.65	120.12
22	1L	55	5MU	O2-C2-N1	-2.32	119.70	122.79
23	2L	33	OMC	N4-C4-N3	2.30	122.01	117.97
22	1L	38	2MA	CM2-C2-N3	2.27	120.69	117.16
23	2L	33	OMC	C1'-N1-C2	2.19	123.32	118.42
22	1K	33	RSP	S2-C2-N3	-2.15	117.77	121.49
22	1K	8	4SU	C6-C5-C4	-2.04	118.19	119.95
23	2K	8	4SU	C1'-N1-C6	-2.00	116.48	120.84

There are no chirality outliers.

All (20) torsion outliers are listed below:

Mol	Chain	Res	Type	Atoms
22	1K	33	RSP	C3'-C4'-C5'-O5'
23	2K	33	OMC	C1'-C2'-O2'-CM2
23	2K	47	7MG	C2'-C1'-N9-C8
22	1L	33	RSP	C3'-C4'-C5'-O5'
22	1K	8	4SU	O4'-C4'-C5'-O5'
22	1K	33	RSP	O4'-C4'-C5'-O5'
22	1K	8	4SU	C3'-C4'-C5'-O5'
22	1L	33	RSP	O4'-C4'-C5'-O5'
22	1L	8	4SU	C2'-C1'-N1-C6
22	1L	8	4SU	C2'-C1'-N1-C2
23	2L	47	7MG	C4'-C5'-O5'-P
22	1K	47	7MG	C2'-C1'-N9-C8
22	1L	47	7MG	C2'-C1'-N9-C8
23	2L	47	7MG	C3'-C4'-C5'-O5'
22	1L	8	4SU	O4'-C4'-C5'-O5'
22	1K	33	RSP	C2'-C1'-N1-C2
22	1K	47	7MG	O4'-C1'-N9-C8
22	1L	33	RSP	C2'-C1'-N1-C2
22	1L	47	7MG	O4'-C1'-N9-C8
23	2K	47	7MG	C2'-C1'-N9-C4

There are no ring outliers.

17 monomers are involved in 34 short contacts:

Mol	Chain	Res	Type	Clashes	Symm-Clashes
22	1K	38	2MA	2	0
23	2L	8	4SU	1	0
23	2K	55	5MU	3	0
22	1K	56	PSU	1	0
23	2K	47	7MG	1	0
22	1K	8	4SU	4	0
23	2L	55	5MU	2	0
22	1K	47	7MG	3	0
22	1L	8	4SU	1	0
22	1L	33	RSP	4	0
22	1L	56	PSU	1	0
23	2L	33	OMC	1	0
23	2K	8	4SU	1	0
23	2K	33	OMC	1	0
23	2L	47	7MG	4	0
22	1K	33	RSP	3	0
22	1L	55	5MU	1	0

5.5 Carbohydrates [i](#)

There are no oligosaccharides in this entry.

5.6 Ligand geometry [i](#)

Of 1768 ligands modelled in this entry, 1766 are monoatomic - leaving 2 for Mogul analysis.

In the following table, the Counts columns list the number of bonds (or angles) for which Mogul statistics could be retrieved, the number of bonds (or angles) that are observed in the model and the number of bonds (or angles) that are defined in the Chemical Component Dictionary. The Link column lists molecule types, if any, to which the group is linked. The Z score for a bond length (or angle) is the number of standard deviations the observed value is removed from the expected value. A bond length (or angle) with $|Z| > 2$ is considered an outlier worth inspection. RMSZ is the root-mean-square of all Z scores of the bond lengths (or angles).

Mol	Type	Chain	Res	Link	Bond lengths			Bond angles		
					Counts	RMSZ	$\# Z > 2$	Counts	RMSZ	$\# Z > 2$
61	SF4	32	303	4	0,12,12	-	-	-		
61	SF4	3E	303	4	0,12,12	-	-	-		

In the following table, the Chirals column lists the number of chiral outliers, the number of chiral centers analysed, the number of these observed in the model and the number defined in the Chemical Component Dictionary. Similar counts are reported in the Torsion and Rings columns. '-' means no outliers of that kind were identified.

Mol	Type	Chain	Res	Link	Chirals	Torsions	Rings
61	SF4	32	303	4	-	-	0/6/5/5
61	SF4	3E	303	4	-	-	0/6/5/5

There are no bond length outliers.

There are no bond angle outliers.

There are no chirality outliers.

There are no torsion outliers.

There are no ring outliers.

2 monomers are involved in 4 short contacts:

Mol	Chain	Res	Type	Clashes	Symm-Clashes
61	32	303	SF4	2	0
61	3E	303	SF4	2	0

5.7 Other polymers [i](#)

There are no such residues in this entry.

5.8 Polymer linkage issues [i](#)

The following chains have linkage breaks:

Mol	Chain	Number of breaks
24	3L	1
24	3K	1
32	41	1
29	11	1

All chain breaks are listed below:

Model	Chain	Residue-1	Atom-1	Residue-2	Atom-2	Distance (Å)
1	3L	49:C	O3'	50:G	P	6.50
1	3K	49:C	O3'	50:G	P	5.32
1	41	140:ILE	C	141:PHE	N	1.19
1	11	239:ARG	C	240:ALA	N	1.09

6 Fit of model and data

6.1 Protein, DNA and RNA chains

In the following table, the column labelled ‘#RSRZ> 2’ contains the number (and percentage) of RSRZ outliers, followed by percent RSRZ outliers for the chain as percentile scores relative to all X-ray entries and entries of similar resolution. The OWAB column contains the minimum, median, 95th percentile and maximum values of the occupancy-weighted average B-factor per residue. The column labelled ‘Q< 0.9’ lists the number of (and percentage) of residues with an average occupancy less than 0.9.

Mol	Chain	Analysed	<RSRZ>	#RSRZ>2	OWAB(Å ²)	Q<0.9
1	13	1512/1522 (99%)	-0.89	6 (0%) 89 80	68, 110, 180, 220	0
1	1G	1509/1522 (99%)	-0.86	7 (0%) 87 77	79, 125, 182, 224	0
2	12	237/256 (92%)	-0.50	1 (0%) 89 80	110, 137, 164, 180	0
2	1E	231/256 (90%)	-0.49	0 100 100	117, 151, 171, 180	0
3	22	195/239 (81%)	-0.42	2 (1%) 79 65	131, 151, 166, 176	0
3	2E	205/239 (85%)	-0.65	0 100 100	93, 117, 147, 162	0
4	32	208/209 (99%)	-0.41	0 100 100	100, 122, 143, 147	0
4	3E	207/209 (99%)	-0.34	2 (0%) 79 65	92, 115, 134, 144	0
5	42	151/162 (93%)	-0.30	1 (0%) 84 72	107, 128, 149, 167	0
5	4E	149/162 (91%)	-0.41	2 (1%) 74 59	88, 109, 128, 132	0
6	52	101/101 (100%)	-0.72	0 100 100	92, 111, 129, 141	0
6	5E	101/101 (100%)	-0.58	0 100 100	91, 114, 128, 142	0
7	62	138/156 (88%)	-0.45	2 (1%) 73 58	121, 135, 148, 154	0
7	6E	154/156 (98%)	-0.02	8 (5%) 34 22	111, 129, 154, 163	0
8	72	138/138 (100%)	-0.42	2 (1%) 73 58	112, 131, 143, 149	0
8	7E	138/138 (100%)	-0.45	0 100 100	98, 117, 128, 140	0
9	82	124/128 (96%)	-0.27	2 (1%) 70 55	122, 161, 175, 190	0
9	8E	126/128 (98%)	-0.32	0 100 100	95, 145, 164, 171	0
10	1A	99/105 (94%)	-0.40	0 100 100	118, 138, 151, 153	0
10	1I	99/105 (94%)	-0.19	0 100 100	92, 124, 144, 148	0
11	2A	113/129 (87%)	-0.32	1 (0%) 81 67	92, 116, 131, 143	0
11	2I	111/129 (86%)	0.22	3 (2%) 56 40	86, 114, 135, 142	0
12	3A	121/132 (91%)	0.29	9 (7%) 22 15	91, 113, 134, 148	0
12	3I	122/132 (92%)	-0.08	6 (4%) 36 23	77, 88, 113, 138	0

Continued on next page...

Continued from previous page...

Mol	Chain	Analysed	<RSRZ>	#RSRZ>2	OWAB(Å ²)	Q<0.9
13	4A	111/126 (88%)	-0.30	4 (3%) 46 31	129, 155, 169, 174	0
13	4I	119/126 (94%)	-0.54	1 (0%) 82 69	86, 130, 147, 152	0
14	5A	57/61 (93%)	0.06	2 (3%) 47 32	138, 150, 162, 166	0
14	5I	61/61 (100%)	-0.68	0 100 100	94, 106, 121, 134	0
15	6A	87/89 (97%)	-0.58	0 100 100	96, 120, 138, 142	0
15	6I	87/89 (97%)	-0.59	0 100 100	91, 107, 128, 137	0
16	7A	84/88 (95%)	-0.59	0 100 100	99, 112, 133, 156	0
16	7I	83/88 (94%)	-0.42	0 100 100	104, 118, 149, 162	0
17	8A	99/105 (94%)	-0.41	0 100 100	101, 118, 129, 136	0
17	8I	100/105 (95%)	-0.39	0 100 100	97, 113, 127, 139	0
18	9A	67/88 (76%)	-0.76	0 100 100	100, 119, 136, 138	0
18	9I	67/88 (76%)	-0.55	0 100 100	97, 115, 138, 144	0
19	AA	62/93 (66%)	0.20	4 (6%) 26 17	146, 161, 169, 172	0
19	AI	80/93 (86%)	-0.37	0 100 100	106, 125, 148, 154	0
20	BA	98/106 (92%)	-0.60	1 (1%) 79 65	97, 119, 146, 163	0
20	BI	98/106 (92%)	-0.22	0 100 100	114, 127, 156, 162	0
21	1B	24/27 (88%)	-0.30	0 100 100	128, 147, 157, 166	0
21	1F	24/27 (88%)	-0.76	0 100 100	106, 116, 128, 142	0
22	1K	65/77 (84%)	-0.43	2 (3%) 51 36	89, 150, 178, 186	0
22	1L	67/77 (87%)	-0.55	0 100 100	112, 160, 182, 187	0
23	2K	72/77 (93%)	-0.69	0 100 100	78, 109, 139, 149	0
23	2L	72/77 (93%)	-0.53	1 (1%) 73 58	86, 125, 159, 170	0
24	3K	73/77 (94%)	0.36	3 (4%) 42 28	85, 166, 185, 189	0
24	3L	74/77 (96%)	0.15	0 100 100	92, 168, 183, 186	0
25	4K	21/27 (77%)	0.55	2 (9%) 15 10	82, 143, 200, 201	0
25	4L	17/27 (62%)	0.51	0 100 100	104, 151, 206, 207	0
26	14	2895/2917 (99%)	-1.00	4 (0%) 92 90	61, 95, 202, 230	0
26	1H	2895/2917 (99%)	-1.08	2 (0%) 92 90	54, 83, 192, 225	0
27	16	122/122 (100%)	-1.30	0 100 100	79, 104, 129, 209	0
27	1J	122/122 (100%)	-0.95	1 (0%) 82 69	101, 133, 153, 192	0
28	7I	134/229 (58%)	-0.22	2 (1%) 71 57	146, 186, 200, 206	0

Continued on next page...

Continued from previous page...

Mol	Chain	Analysed	<RSRZ>	#RSRZ>2	OWAB(Å ²)	Q<0.9
28	79	130/229 (56%)	0.25	5 (3%) 44 30	156, 231, 253, 258	0
29	11	273/276 (98%)	-0.43	2 (0%) 84 72	50, 76, 93, 102	0
29	19	273/276 (98%)	-0.25	7 (2%) 57 41	60, 83, 99, 121	0
30	21	203/206 (98%)	-0.03	4 (1%) 64 49	60, 94, 134, 148	0
30	29	203/206 (98%)	-0.46	3 (1%) 71 57	68, 100, 138, 150	0
31	31	202/210 (96%)	-0.46	1 (0%) 87 77	57, 88, 123, 137	0
31	39	206/210 (98%)	-0.54	1 (0%) 87 77	68, 110, 156, 176	0
32	41	179/182 (98%)	-0.62	1 (0%) 85 75	94, 115, 147, 155	0
32	49	179/182 (98%)	-0.18	1 (0%) 85 75	123, 143, 167, 181	0
33	51	171/180 (95%)	-0.16	1 (0%) 85 75	88, 113, 128, 137	0
33	59	171/180 (95%)	0.30	13 (7%) 21 14	107, 169, 188, 196	0
34	18	30/125 (24%)	-0.30	0 100 100	150, 157, 161, 162	0
34	28	30/125 (24%)	-0.24	0 100 100	151, 160, 165, 168	0
35	61	145/148 (97%)	-0.46	1 (0%) 84 72	88, 137, 156, 159	0
35	69	145/148 (97%)	-0.36	0 100 100	91, 129, 147, 155	0
36	38	143/173 (82%)	0.28	6 (4%) 41 27	154, 174, 183, 187	0
37	48	142/147 (96%)	-0.33	0 100 100	197, 208, 212, 214	0
38	15	137/140 (97%)	-0.23	2 (1%) 71 57	89, 114, 144, 154	0
38	58	137/140 (97%)	-0.10	1 (0%) 84 72	77, 98, 134, 147	0
39	25	122/122 (100%)	-0.02	2 (1%) 70 55	78, 96, 115, 129	0
39	68	122/122 (100%)	0.00	3 (2%) 58 42	70, 87, 104, 111	0
40	35	148/150 (98%)	-0.22	2 (1%) 73 58	71, 113, 146, 164	0
40	78	147/150 (98%)	-0.28	1 (0%) 84 72	62, 91, 113, 122	0
41	45	138/141 (97%)	-0.19	5 (3%) 46 31	82, 113, 133, 154	0
41	88	141/141 (100%)	-0.51	0 100 100	68, 89, 110, 140	0
42	55	118/118 (100%)	-0.68	0 100 100	69, 90, 109, 126	0
42	98	118/118 (100%)	-0.31	2 (1%) 69 53	74, 91, 111, 125	0
43	65	110/112 (98%)	-0.56	1 (0%) 81 67	97, 125, 144, 149	0
43	A8	111/112 (99%)	-0.77	0 100 100	82, 100, 120, 131	0
44	75	134/146 (91%)	-0.17	4 (2%) 52 37	89, 104, 145, 170	0
44	B8	136/146 (93%)	-0.23	4 (2%) 54 38	82, 98, 151, 167	0

Continued on next page...

Continued from previous page...

Mol	Chain	Analysed	<RSRZ>	#RSRZ>2	OWAB(Å ²)	Q<0.9
45	85	117/118 (99%)	-0.26	0 100 100	76, 103, 136, 146	0
45	C8	115/118 (97%)	-0.32	1 (0%) 81 67	63, 87, 118, 127	0
46	95	100/101 (99%)	0.07	2 (2%) 64 49	79, 128, 146, 159	0
46	D8	101/101 (100%)	-0.02	3 (2%) 52 37	65, 108, 129, 137	0
47	A5	111/113 (98%)	-0.11	1 (0%) 81 67	72, 86, 115, 139	0
47	E8	112/113 (99%)	-0.63	2 (1%) 67 52	66, 80, 115, 146	0
48	B5	94/96 (97%)	-0.39	0 100 100	78, 94, 116, 128	0
48	F8	95/96 (98%)	-0.39	0 100 100	64, 80, 103, 116	0
49	C5	106/110 (96%)	0.58	12 (11%) 11 8	96, 119, 155, 170	0
49	G8	105/110 (95%)	0.10	4 (3%) 44 30	81, 101, 128, 143	0
50	D5	200/206 (97%)	-0.54	0 100 100	108, 141, 189, 200	0
50	H8	165/206 (80%)	-0.66	0 100 100	95, 126, 172, 180	0
51	E5	78/85 (91%)	-0.31	1 (1%) 74 59	82, 100, 115, 125	0
51	I8	81/85 (95%)	-0.22	5 (6%) 28 18	66, 85, 109, 130	0
52	F5	94/98 (95%)	0.12	3 (3%) 50 35	72, 93, 125, 131	0
52	J8	93/98 (94%)	-0.40	1 (1%) 77 62	66, 83, 126, 132	0
53	G5	66/72 (91%)	-0.34	1 (1%) 71 57	90, 114, 135, 157	0
53	K8	69/72 (95%)	-0.29	1 (1%) 73 58	71, 91, 108, 129	0
54	H5	58/60 (96%)	-0.34	0 100 100	88, 108, 134, 144	0
54	L8	58/60 (96%)	-0.60	0 100 100	73, 89, 119, 129	0
55	M8	48/71 (67%)	-0.53	0 100 100	118, 153, 165, 170	0
56	J5	56/60 (93%)	-0.42	0 100 100	67, 93, 142, 145	0
56	N8	50/60 (83%)	-0.35	1 (2%) 64 49	61, 92, 140, 144	0
57	O8	45/54 (83%)	0.13	1 (2%) 62 46	121, 140, 153, 158	0
58	L5	47/49 (95%)	-0.44	0 100 100	64, 71, 95, 101	0
58	P8	47/49 (95%)	-0.65	1 (2%) 63 48	56, 64, 86, 99	0
59	M5	64/65 (98%)	-0.19	2 (3%) 51 36	79, 90, 104, 135	0
59	Q8	64/65 (98%)	-0.42	0 100 100	65, 81, 97, 110	0
All	All	21409/22595 (94%)	-0.59	198 (0%) 81 67	50, 110, 180, 258	0

All (198) RSRZ outliers are listed below:

Mol	Chain	Res	Type	RSRZ
56	N8	2	ALA	9.4
44	75	106	SER	6.3
7	6E	81	GLY	6.3
29	19	274	ARG	6.0
12	3A	19	ARG	5.7
49	C5	53	PRO	5.7
49	C5	29	GLU	5.5
49	G8	106	LEU	5.3
1	13	85	U	5.2
41	45	90	VAL	5.2
33	59	105	LEU	5.0
49	C5	107	ASP	4.5
51	I8	5	LYS	4.3
1	13	86	U	4.2
13	4A	117	VAL	4.1
49	C5	58	GLY	4.1
45	C8	116	ALA	4.1
28	79	176	GLY	3.9
12	3I	28	LYS	3.9
33	59	131	VAL	3.8
7	6E	82	GLY	3.8
29	19	5	LYS	3.8
7	6E	80	VAL	3.7
49	G8	2	ARG	3.7
11	2I	25	TYR	3.7
29	19	27	THR	3.7
12	3A	21	LYS	3.6
33	59	99	VAL	3.6
12	3A	55	VAL	3.6
12	3I	64	TYR	3.6
46	D8	101	GLY	3.6
44	75	50	ILE	3.6
49	C5	50	ARG	3.5
49	C5	44	ILE	3.5
30	21	195	LEU	3.4
33	59	98	LEU	3.4
12	3A	29	GLY	3.3
1	1G	887	G	3.2
28	71	208	PHE	3.2
1	1G	888	G	3.2
14	5A	39	LEU	3.2
51	E5	7	LEU	3.2
7	6E	85	TYR	3.1

Continued on next page...

Continued from previous page...

Mol	Chain	Res	Type	RSRZ
12	3A	28	LYS	3.1
1	1G	886	G	3.1
49	C5	59	GLY	3.1
46	D8	38	LEU	3.1
53	K8	69	ARG	3.1
44	B8	106	SER	3.0
29	19	26	LYS	3.0
44	B8	104	ASN	3.0
7	6E	83	ALA	3.0
33	59	114	VAL	3.0
33	59	107	VAL	3.0
41	45	2	LEU	3.0
30	21	151	TYR	2.9
36	38	77	PRO	2.9
33	59	115	VAL	2.9
1	13	84	U	2.9
24	3K	13	C	2.9
26	1H	888	C	2.9
53	G5	43	GLN	2.9
3	22	198	VAL	2.9
38	15	84	LYS	2.8
1	1G	912	C	2.8
49	C5	45	VAL	2.8
11	2I	126	ARG	2.8
7	62	146	GLU	2.8
7	62	87	VAL	2.8
49	C5	47	LYS	2.7
22	1K	77	A	2.7
25	4K	13	A	2.7
44	B8	70	VAL	2.7
44	75	101	PHE	2.6
33	59	113	VAL	2.6
41	45	91	GLU	2.6
42	98	7	GLY	2.6
32	49	3	LEU	2.6
33	59	96	ALA	2.6
38	15	46	VAL	2.6
46	D8	37	VAL	2.6
33	59	103	LEU	2.6
1	1G	913	A	2.6
26	14	888	C	2.6
9	82	50	LEU	2.5

Continued on next page...

Continued from previous page...

Mol	Chain	Res	Type	RSRZ
13	4A	95	GLY	2.5
39	25	41	ALA	2.5
12	3I	18	VAL	2.5
1	1G	915	A	2.5
47	E8	96	ILE	2.5
4	3E	176	LEU	2.5
39	68	81	ASP	2.5
35	61	116	LEU	2.5
13	4I	118	ALA	2.5
38	58	92	ALA	2.5
23	2L	40	C	2.5
19	AA	62	ILE	2.4
57	O8	9	LEU	2.4
4	3E	110	PHE	2.4
7	6E	86	GLN	2.4
25	4K	14	A	2.4
7	6E	149	ARG	2.4
32	41	25	TYR	2.4
33	51	44	VAL	2.4
41	45	103	MET	2.4
49	C5	61	ILE	2.4
47	A5	111	HIS	2.4
24	3K	71	U	2.4
12	3I	27	LEU	2.4
52	F5	77	ALA	2.4
59	M5	34	TRP	2.4
26	14	1026	U	2.4
28	79	193	ILE	2.3
30	21	78	LEU	2.3
42	98	113	LEU	2.3
52	J8	91	LYS	2.3
36	38	28	ASN	2.3
36	38	27	VAL	2.3
30	29	149	ARG	2.3
12	3A	23	LYS	2.3
52	F5	85	LEU	2.3
12	3I	29	GLY	2.3
40	35	20	GLY	2.3
7	6E	103	TRP	2.3
36	38	63	LEU	2.3
51	I8	4	LYS	2.3
5	42	109	ILE	2.3

Continued on next page...

Continued from previous page...

Mol	Chain	Res	Type	RSRZ
46	95	36	PRO	2.3
5	4E	13	ILE	2.3
30	21	90	THR	2.3
47	E8	92	ARG	2.3
12	3A	26	ALA	2.3
52	F5	17	SER	2.3
8	72	86	ILE	2.3
29	11	105	ILE	2.3
1	13	345	C	2.3
1	13	1536	C	2.3
49	G8	3	VAL	2.3
3	22	162	GLN	2.2
24	3K	35	A	2.2
29	19	273	ARG	2.2
14	5A	38	GLY	2.2
49	G8	105	ALA	2.2
31	31	66	PRO	2.2
30	29	151	TYR	2.2
51	I8	7	LEU	2.2
39	68	84	ALA	2.2
33	59	100	GLY	2.2
28	79	189	ILE	2.2
40	78	17	LYS	2.2
2	12	102	LEU	2.2
28	79	41	VAL	2.2
39	68	52	VAL	2.2
46	95	81	TYR	2.2
51	I8	84	LEU	2.2
12	3A	68	ALA	2.1
44	B8	109	GLU	2.1
28	71	196	LEU	2.1
49	C5	22	GLY	2.1
5	4E	24	ARG	2.1
31	39	72	ARG	2.1
29	19	181	GLU	2.1
26	14	2902	C	2.1
39	25	27	GLY	2.1
12	3I	19	ARG	2.1
13	4A	111	LYS	2.1
33	59	172	LYS	2.1
58	P8	47	ARG	2.1
36	38	107	VAL	2.1

Continued on next page...

Continued from previous page...

Mol	Chain	Res	Type	RSRZ
59	M5	16	ILE	2.1
20	BA	9	ASN	2.1
1	13	968	A	2.1
44	75	102	ILE	2.1
9	82	115	GLY	2.1
49	C5	57	GLN	2.1
8	72	133	LEU	2.1
29	11	111	LEU	2.1
36	38	9	LEU	2.1
19	AA	67	VAL	2.1
11	2A	126	ARG	2.0
43	65	82	ILE	2.0
33	59	106	THR	2.0
40	35	47	ASP	2.0
30	29	203	LYS	2.0
13	4A	107	ALA	2.0
29	19	2	ALA	2.0
51	I8	6	GLY	2.0
11	2I	87	THR	2.0
12	3A	64	TYR	2.0
28	79	40	THR	2.0
22	1K	74	A	2.0
26	14	2015	A	2.0
41	45	79	LEU	2.0
19	AA	9	VAL	2.0
19	AA	60	VAL	2.0
26	1H	1130	U	2.0
1	1G	883	C	2.0
27	1J	88	C	2.0

6.2 Non-standard residues in protein, DNA, RNA chains ⓘ

In the following table, the Atoms column lists the number of modelled atoms in the group and the number defined in the chemical component dictionary. The B-factors column lists the minimum, median, 95th percentile and maximum values of B factors of atoms in the group. The column labelled 'Q< 0.9' lists the number of atoms with occupancy less than 0.9.

Mol	Type	Chain	Res	Atoms	RSCC	RSR	B-factors(Å ²)	Q<0.9
22	7MG	1K	47	24/25	0.69	0.12	142,157,163,168	0
22	7MG	1L	47	24/25	0.74	0.08	159,163,169,177	0
22	4SU	1L	8	20/21	0.75	0.09	157,161,167,167	0
22	4SU	1K	8	20/21	0.83	0.09	142,150,156,156	0

Continued on next page...

Continued from previous page...

Mol	Type	Chain	Res	Atoms	RSCC	RSR	B-factors(\AA^2)	Q<0.9
23	PSU	2L	56	20/21	0.83	0.08	129,138,140,146	0
22	PSU	1L	56	20/21	0.85	0.06	140,148,154,154	0
23	5MU	2L	55	21/22	0.86	0.08	132,143,146,149	0
22	PSU	1K	56	20/21	0.86	0.07	116,128,139,144	0
22	RSP	1K	33	20/21	0.88	0.10	110,117,134,144	0
22	5MU	1L	55	21/22	0.88	0.06	137,142,147,154	0
23	4SU	2K	8	20/21	0.89	0.11	95,103,109,110	0
22	RSP	1L	33	20/21	0.90	0.08	126,132,145,149	0
23	PSU	2K	56	20/21	0.90	0.05	106,112,123,129	0
22	5MU	1K	55	21/22	0.90	0.06	119,130,139,146	0
23	7MG	2L	47	24/25	0.91	0.07	132,141,148,149	0
22	2MA	1L	38	23/24	0.92	0.08	104,116,119,122	0
23	7MG	2K	47	24/25	0.92	0.07	107,113,121,124	0
23	5MU	2K	55	21/22	0.93	0.06	109,116,123,133	0
23	4SU	2L	8	20/21	0.93	0.07	122,130,137,140	0
22	2MA	1K	38	23/24	0.95	0.06	83,88,93,97	0
23	OMC	2L	33	21/22	0.96	0.08	102,111,118,124	0
23	OMC	2K	33	21/22	0.97	0.08	83,88,93,95	0

6.3 Carbohydrates [i](#)

There are no monosaccharides in this entry.

6.4 Ligands [i](#)

In the following table, the Atoms column lists the number of modelled atoms in the group and the number defined in the chemical component dictionary. The B-factors column lists the minimum, median, 95th percentile and maximum values of B factors of atoms in the group. The column labelled 'Q< 0.9' lists the number of atoms with occupancy less than 0.9.

Mol	Type	Chain	Res	Atoms	RSCC	RSR	B-factors(\AA^2)	Q<0.9
60	MG	13	1722	1/1	0.24	0.33	124,124,124,124	0
60	MG	1K	102	1/1	0.33	0.24	134,134,134,134	0
60	MG	1H	3259	1/1	0.42	0.21	174,174,174,174	0
60	MG	14	3212	1/1	0.42	0.28	89,89,89,89	0
60	MG	1G	1690	1/1	0.43	0.26	109,109,109,109	0
60	MG	1H	3221	1/1	0.44	0.20	107,107,107,107	0
60	MG	1H	3239	1/1	0.45	0.24	114,114,114,114	0
60	MG	1G	1672	1/1	0.48	0.26	110,110,110,110	0
60	MG	1J	203	1/1	0.49	0.21	128,128,128,128	0
60	MG	1G	1647	1/1	0.50	0.31	104,104,104,104	0

Continued on next page...

Continued from previous page...

Mol	Type	Chain	Res	Atoms	RSCC	RSR	B-factors(\AA^2)	Q<0.9
60	MG	14	3203	1/1	0.50	0.23	97,97,97,97	0
60	MG	45	201	1/1	0.50	0.20	111,111,111,111	0
60	MG	14	3256	1/1	0.51	0.29	108,108,108,108	0
60	MG	14	3132	1/1	0.52	0.21	138,138,138,138	0
60	MG	14	3250	1/1	0.53	0.27	110,110,110,110	0
60	MG	13	1724	1/1	0.53	0.25	107,107,107,107	0
60	MG	1H	3267	1/1	0.54	0.26	90,90,90,90	0
60	MG	14	3236	1/1	0.54	0.35	103,103,103,103	0
60	MG	14	3262	1/1	0.56	0.23	96,96,96,96	0
60	MG	1H	3219	1/1	0.56	0.41	100,100,100,100	0
60	MG	1G	1668	1/1	0.56	0.20	107,107,107,107	0
60	MG	13	1702	1/1	0.57	0.29	105,105,105,105	0
60	MG	14	3209	1/1	0.58	0.27	95,95,95,95	0
60	MG	14	3012	1/1	0.59	0.25	107,107,107,107	0
60	MG	13	1634	1/1	0.59	0.26	113,113,113,113	0
60	MG	13	1662	1/1	0.59	0.23	98,98,98,98	0
60	MG	1H	3264	1/1	0.59	0.24	93,93,93,93	0
60	MG	14	3268	1/1	0.59	0.23	105,105,105,105	0
60	MG	14	3211	1/1	0.59	0.20	116,116,116,116	0
60	MG	1H	3230	1/1	0.59	0.22	112,112,112,112	0
60	MG	14	3221	1/1	0.60	0.21	98,98,98,98	0
60	MG	13	1696	1/1	0.60	0.25	104,104,104,104	0
60	MG	14	3226	1/1	0.61	0.19	100,100,100,100	0
60	MG	1G	1637	1/1	0.61	0.18	146,146,146,146	0
60	MG	1H	3103	1/1	0.61	0.20	98,98,98,98	0
60	MG	13	1700	1/1	0.61	0.18	108,108,108,108	0
60	MG	1H	3224	1/1	0.62	0.24	80,80,80,80	0
60	MG	1H	3229	1/1	0.62	0.21	117,117,117,117	0
60	MG	13	1677	1/1	0.62	0.17	94,94,94,94	0
60	MG	14	3246	1/1	0.63	0.27	110,110,110,110	0
60	MG	1H	3285	1/1	0.63	0.23	96,96,96,96	0
60	MG	1G	1648	1/1	0.63	0.36	99,99,99,99	0
60	MG	1G	1667	1/1	0.63	0.20	121,121,121,121	0
60	MG	13	1658	1/1	0.63	0.27	96,96,96,96	0
60	MG	14	3298	1/1	0.63	0.21	117,117,117,117	0
60	MG	14	3140	1/1	0.63	0.39	97,97,97,97	0
60	MG	1G	1670	1/1	0.63	0.19	105,105,105,105	0
60	MG	1H	3213	1/1	0.64	0.30	112,112,112,112	0
60	MG	1H	3227	1/1	0.64	0.21	108,108,108,108	0
60	MG	14	3257	1/1	0.64	0.21	111,111,111,111	0
60	MG	14	3069	1/1	0.64	0.20	100,100,100,100	0
60	MG	1H	3139	1/1	0.64	0.16	85,85,85,85	0

Continued on next page...

Continued from previous page...

Mol	Type	Chain	Res	Atoms	RSCC	RSR	B-factors(\AA^2)	Q<0.9
60	MG	1H	3164	1/1	0.64	0.18	106,106,106,106	0
60	MG	14	3147	1/1	0.64	0.17	74,74,74,74	0
60	MG	1G	1680	1/1	0.64	0.16	124,124,124,124	0
60	MG	14	3241	1/1	0.65	0.18	103,103,103,103	0
60	MG	13	1664	1/1	0.65	0.29	94,94,94,94	0
60	MG	14	3074	1/1	0.65	0.23	105,105,105,105	0
60	MG	14	3009	1/1	0.65	0.24	84,84,84,84	0
60	MG	13	1674	1/1	0.65	0.24	102,102,102,102	0
60	MG	14	3231	1/1	0.66	0.25	94,94,94,94	0
60	MG	1H	3250	1/1	0.66	0.18	102,102,102,102	0
60	MG	1H	3320	1/1	0.66	0.28	92,92,92,92	0
60	MG	13	1686	1/1	0.66	0.19	113,113,113,113	0
60	MG	14	3249	1/1	0.67	0.28	99,99,99,99	0
60	MG	14	3100	1/1	0.67	0.12	88,88,88,88	0
60	MG	1L	101	1/1	0.67	0.16	124,124,124,124	0
60	MG	1H	3187	1/1	0.67	0.12	88,88,88,88	0
60	MG	1G	1689	1/1	0.67	0.30	104,104,104,104	0
60	MG	14	3157	1/1	0.67	0.30	93,93,93,93	0
60	MG	14	3182	1/1	0.67	0.18	101,101,101,101	0
60	MG	14	3337	1/1	0.67	0.23	105,105,105,105	0
60	MG	1H	3183	1/1	0.67	0.19	80,80,80,80	0
60	MG	1G	1696	1/1	0.67	0.23	118,118,118,118	0
60	MG	14	3073	1/1	0.68	0.25	110,110,110,110	0
60	MG	1H	3176	1/1	0.68	0.19	106,106,106,106	0
60	MG	1H	3646	1/1	0.68	0.17	99,99,99,99	0
60	MG	N8	101	1/1	0.68	0.17	92,92,92,92	0
60	MG	1H	3192	1/1	0.68	0.21	99,99,99,99	0
60	MG	13	1725	1/1	0.68	0.31	110,110,110,110	0
60	MG	14	3023	1/1	0.68	0.20	64,64,64,64	0
60	MG	14	3240	1/1	0.68	0.22	93,93,93,93	0
60	MG	14	3030	1/1	0.68	0.14	104,104,104,104	0
60	MG	1H	3315	1/1	0.68	0.23	92,92,92,92	0
60	MG	2K	102	1/1	0.69	0.20	106,106,106,106	0
60	MG	3E	301	1/1	0.69	0.21	127,127,127,127	0
60	MG	1H	3290	1/1	0.69	0.15	85,85,85,85	0
60	MG	1H	3193	1/1	0.69	0.34	93,93,93,93	0
60	MG	14	3270	1/1	0.69	0.31	103,103,103,103	0
60	MG	1H	3197	1/1	0.69	0.15	91,91,91,91	0
60	MG	14	3302	1/1	0.69	0.14	99,99,99,99	0
60	MG	13	1698	1/1	0.69	0.26	98,98,98,98	0
60	MG	16	212	1/1	0.69	0.22	102,102,102,102	0
60	MG	1G	1671	1/1	0.69	0.21	96,96,96,96	0

Continued on next page...

Continued from previous page...

Mol	Type	Chain	Res	Atoms	RSCC	RSR	B-factors(\AA^2)	Q<0.9
60	MG	1H	3262	1/1	0.70	0.31	94,94,94,94	0
60	MG	1H	3635	1/1	0.70	0.29	115,115,115,115	0
60	MG	14	3107	1/1	0.70	0.22	75,75,75,75	0
60	MG	1G	1643	1/1	0.70	0.33	96,96,96,96	0
60	MG	1G	1693	1/1	0.70	0.21	103,103,103,103	0
60	MG	14	3146	1/1	0.70	0.26	91,91,91,91	0
60	MG	14	3549	1/1	0.70	0.23	119,119,119,119	0
60	MG	13	1717	1/1	0.70	0.19	121,121,121,121	0
60	MG	13	1687	1/1	0.70	0.33	114,114,114,114	0
60	MG	14	3251	1/1	0.71	0.18	88,88,88,88	0
60	MG	14	3142	1/1	0.71	0.20	93,93,93,93	0
60	MG	14	3191	1/1	0.71	0.32	99,99,99,99	0
60	MG	14	3344	1/1	0.71	0.21	97,97,97,97	0
60	MG	13	1655	1/1	0.71	0.19	91,91,91,91	0
60	MG	1H	3237	1/1	0.71	0.24	79,79,79,79	0
60	MG	13	1668	1/1	0.71	0.41	91,91,91,91	0
60	MG	13	1721	1/1	0.72	0.14	94,94,94,94	0
60	MG	14	3201	1/1	0.72	0.18	113,113,113,113	0
60	MG	2K	103	1/1	0.72	0.15	110,110,110,110	0
60	MG	14	3079	1/1	0.72	0.22	112,112,112,112	0
60	MG	2K	104	1/1	0.72	0.20	88,88,88,88	0
60	MG	16	211	1/1	0.72	0.11	97,97,97,97	0
60	MG	14	3124	1/1	0.72	0.30	89,89,89,89	0
60	MG	1H	3286	1/1	0.72	0.25	89,89,89,89	0
60	MG	13	1675	1/1	0.72	0.30	81,81,81,81	0
60	MG	1G	1610	1/1	0.72	0.17	122,122,122,122	0
60	MG	1G	1632	1/1	0.72	0.21	93,93,93,93	0
60	MG	1H	3113	1/1	0.72	0.17	47,47,47,47	0
60	MG	14	3055	1/1	0.72	0.16	84,84,84,84	0
60	MG	1G	1681	1/1	0.72	0.29	104,104,104,104	0
60	MG	1G	1673	1/1	0.73	0.26	97,97,97,97	0
60	MG	1H	3296	1/1	0.73	0.13	92,92,92,92	0
60	MG	1H	3189	1/1	0.73	0.22	97,97,97,97	0
60	MG	1G	1687	1/1	0.73	0.14	110,110,110,110	0
60	MG	1H	3165	1/1	0.73	0.23	99,99,99,99	0
60	MG	1G	1646	1/1	0.73	0.20	103,103,103,103	0
60	MG	13	1704	1/1	0.73	0.27	91,91,91,91	0
60	MG	1H	3194	1/1	0.73	0.37	98,98,98,98	0
60	MG	1G	1652	1/1	0.73	0.24	98,98,98,98	0
60	MG	13	1701	1/1	0.73	0.40	102,102,102,102	0
60	MG	1H	3185	1/1	0.73	0.21	86,86,86,86	0
60	MG	31	302	1/1	0.73	0.27	90,90,90,90	0

Continued on next page...

Continued from previous page...

Mol	Type	Chain	Res	Atoms	RSCC	RSR	B-factors(\AA^2)	Q<0.9
60	MG	1H	3238	1/1	0.73	0.27	99,99,99,99	0
60	MG	35	201	1/1	0.73	0.15	87,87,87,87	0
60	MG	13	1644	1/1	0.73	0.47	102,102,102,102	0
60	MG	1G	1663	1/1	0.74	0.27	101,101,101,101	0
60	MG	14	3006	1/1	0.74	0.20	86,86,86,86	0
60	MG	14	3248	1/1	0.74	0.26	95,95,95,95	0
60	MG	16	208	1/1	0.74	0.18	104,104,104,104	0
60	MG	1H	3163	1/1	0.74	0.21	101,101,101,101	0
60	MG	13	1747	1/1	0.74	0.20	107,107,107,107	0
60	MG	14	3181	1/1	0.74	0.23	88,88,88,88	0
60	MG	13	1692	1/1	0.74	0.21	99,99,99,99	0
60	MG	14	3259	1/1	0.74	0.28	100,100,100,100	0
60	MG	1H	3196	1/1	0.74	0.24	83,83,83,83	0
60	MG	1H	3095	1/1	0.74	0.14	94,94,94,94	0
60	MG	3E	302	1/1	0.74	0.34	95,95,95,95	0
60	MG	1H	3246	1/1	0.74	0.19	98,98,98,98	0
60	MG	1H	3318	1/1	0.74	0.14	114,114,114,114	0
60	MG	14	3327	1/1	0.74	0.17	100,100,100,100	0
60	MG	14	3086	1/1	0.74	0.21	63,63,63,63	0
60	MG	13	1667	1/1	0.74	0.21	84,84,84,84	0
60	MG	1H	3328	1/1	0.74	0.15	96,96,96,96	0
60	MG	1H	3114	1/1	0.74	0.14	57,57,57,57	0
60	MG	13	1685	1/1	0.74	0.23	85,85,85,85	0
60	MG	14	3133	1/1	0.74	0.12	107,107,107,107	0
60	MG	1H	3249	1/1	0.75	0.21	96,96,96,96	0
60	MG	1H	3098	1/1	0.75	0.23	74,74,74,74	0
60	MG	1H	3258	1/1	0.75	0.36	88,88,88,88	0
60	MG	5E	202	1/1	0.75	0.18	104,104,104,104	0
60	MG	1H	3236	1/1	0.75	0.22	92,92,92,92	0
60	MG	13	1642	1/1	0.75	0.14	100,100,100,100	0
60	MG	14	3077	1/1	0.75	0.36	103,103,103,103	0
60	MG	14	3148	1/1	0.75	0.32	87,87,87,87	0
60	MG	1H	3014	1/1	0.75	0.18	92,92,92,92	0
60	MG	14	3245	1/1	0.75	0.17	101,101,101,101	0
60	MG	14	3343	1/1	0.75	0.17	94,94,94,94	0
60	MG	5E	201	1/1	0.75	0.14	114,114,114,114	0
60	MG	14	3094	1/1	0.75	0.15	96,96,96,96	0
60	MG	16	202	1/1	0.75	0.22	101,101,101,101	0
60	MG	1H	3156	1/1	0.75	0.16	101,101,101,101	0
60	MG	14	3112	1/1	0.75	0.20	91,91,91,91	0
60	MG	1H	3094	1/1	0.76	0.23	87,87,87,87	0
60	MG	14	3165	1/1	0.76	0.25	92,92,92,92	0

Continued on next page...

Continued from previous page...

Mol	Type	Chain	Res	Atoms	RSCC	RSR	B-factors(\AA^2)	Q<0.9
60	MG	1H	3160	1/1	0.76	0.19	87,87,87,87	0
60	MG	14	3035	1/1	0.76	0.19	85,85,85,85	0
60	MG	16	209	1/1	0.76	0.16	108,108,108,108	0
60	MG	1H	3317	1/1	0.76	0.23	95,95,95,95	0
60	MG	14	3102	1/1	0.76	0.24	82,82,82,82	0
60	MG	14	3243	1/1	0.76	0.24	82,82,82,82	0
60	MG	1H	3231	1/1	0.76	0.17	90,90,90,90	0
60	MG	1G	1661	1/1	0.76	0.22	104,104,104,104	0
60	MG	13	1652	1/1	0.77	0.22	94,94,94,94	0
60	MG	1H	3260	1/1	0.77	0.19	178,178,178,178	0
60	MG	13	1732	1/1	0.77	0.27	97,97,97,97	0
60	MG	14	3084	1/1	0.77	0.18	102,102,102,102	0
60	MG	1H	3244	1/1	0.77	0.20	97,97,97,97	0
60	MG	1G	1653	1/1	0.77	0.26	108,108,108,108	0
60	MG	14	3294	1/1	0.77	0.19	100,100,100,100	0
60	MG	13	1645	1/1	0.77	0.30	98,98,98,98	0
60	MG	14	3034	1/1	0.77	0.20	80,80,80,80	0
60	MG	1H	3143	1/1	0.77	0.20	72,72,72,72	0
60	MG	1H	3154	1/1	0.77	0.26	100,100,100,100	0
60	MG	14	3338	1/1	0.77	0.16	111,111,111,111	0
60	MG	14	3341	1/1	0.77	0.26	91,91,91,91	0
60	MG	14	3183	1/1	0.77	0.22	94,94,94,94	0
60	MG	14	3184	1/1	0.77	0.27	93,93,93,93	0
60	MG	14	3188	1/1	0.77	0.25	82,82,82,82	0
60	MG	14	3122	1/1	0.77	0.21	79,79,79,79	0
60	MG	29	302	1/1	0.77	0.16	85,85,85,85	0
60	MG	1H	3251	1/1	0.77	0.38	88,88,88,88	0
60	MG	1H	3092	1/1	0.77	0.17	80,80,80,80	0
60	MG	1G	1641	1/1	0.78	0.16	103,103,103,103	0
60	MG	1H	3083	1/1	0.78	0.16	80,80,80,80	0
60	MG	1H	3135	1/1	0.78	0.27	77,77,77,77	0
60	MG	1H	3091	1/1	0.78	0.24	91,91,91,91	0
60	MG	14	3219	1/1	0.78	0.29	102,102,102,102	0
60	MG	13	1697	1/1	0.78	0.24	97,97,97,97	0
60	MG	1G	1649	1/1	0.78	0.23	108,108,108,108	0
60	MG	13	1688	1/1	0.78	0.22	89,89,89,89	0
60	MG	14	3323	1/1	0.78	0.12	91,91,91,91	0
60	MG	13	1718	1/1	0.78	0.14	127,127,127,127	0
60	MG	14	3334	1/1	0.78	0.16	117,117,117,117	0
60	MG	13	1689	1/1	0.78	0.17	97,97,97,97	0
60	MG	14	3081	1/1	0.78	0.34	77,77,77,77	0
60	MG	88	201	1/1	0.78	0.17	84,84,84,84	0

Continued on next page...

Continued from previous page...

Mol	Type	Chain	Res	Atoms	RSCC	RSR	B-factors(\AA^2)	Q<0.9
60	MG	4L	102	1/1	0.78	0.25	108,108,108,108	0
60	MG	13	1683	1/1	0.78	0.29	81,81,81,81	0
60	MG	1H	3105	1/1	0.78	0.26	80,80,80,80	0
60	MG	13	1650	1/1	0.78	0.24	96,96,96,96	0
60	MG	1J	204	1/1	0.78	0.17	116,116,116,116	0
60	MG	1H	3210	1/1	0.78	0.34	76,76,76,76	0
60	MG	14	3108	1/1	0.78	0.16	66,66,66,66	0
60	MG	14	3028	1/1	0.78	0.16	89,89,89,89	0
60	MG	1H	3655	1/1	0.79	0.18	107,107,107,107	0
60	MG	32	301	1/1	0.79	0.19	102,102,102,102	0
60	MG	1H	3121	1/1	0.79	0.14	88,88,88,88	0
60	MG	1G	1650	1/1	0.79	0.17	94,94,94,94	0
60	MG	1H	3206	1/1	0.79	0.18	105,105,105,105	0
60	MG	1H	3269	1/1	0.79	0.41	102,102,102,102	0
60	MG	14	3279	1/1	0.79	0.19	90,90,90,90	0
60	MG	14	3210	1/1	0.79	0.40	84,84,84,84	0
60	MG	13	1676	1/1	0.79	0.13	99,99,99,99	0
60	MG	13	1670	1/1	0.79	0.20	102,102,102,102	0
60	MG	13	1681	1/1	0.79	0.19	97,97,97,97	0
60	MG	1H	3147	1/1	0.79	0.21	86,86,86,86	0
60	MG	1H	3101	1/1	0.79	0.27	76,76,76,76	0
60	MG	1H	3190	1/1	0.79	0.14	92,92,92,92	0
60	MG	1H	3256	1/1	0.79	0.30	102,102,102,102	0
60	MG	14	3339	1/1	0.79	0.12	112,112,112,112	0
60	MG	14	3144	1/1	0.79	0.17	72,72,72,72	0
60	MG	14	3063	1/1	0.79	0.30	104,104,104,104	0
60	MG	1H	3048	1/1	0.79	0.18	67,67,67,67	0
60	MG	1G	1640	1/1	0.79	0.15	95,95,95,95	0
60	MG	13	1728	1/1	0.79	0.23	94,94,94,94	0
60	MG	1H	3597	1/1	0.79	0.20	103,103,103,103	0
60	MG	1G	1645	1/1	0.79	0.19	105,105,105,105	0
60	MG	13	1620	1/1	0.79	0.12	72,72,72,72	0
60	MG	13	1669	1/1	0.79	0.17	97,97,97,97	0
60	MG	1H	3112	1/1	0.80	0.26	104,104,104,104	0
60	MG	1H	3280	1/1	0.80	0.34	78,78,78,78	0
60	MG	14	3269	1/1	0.80	0.15	104,104,104,104	0
60	MG	13	1671	1/1	0.80	0.14	98,98,98,98	0
60	MG	14	3223	1/1	0.80	0.13	97,97,97,97	0
60	MG	1H	3084	1/1	0.80	0.19	102,102,102,102	0
60	MG	1H	3209	1/1	0.80	0.20	82,82,82,82	0
60	MG	1H	3232	1/1	0.80	0.35	88,88,88,88	0
60	MG	14	3309	1/1	0.80	0.16	77,77,77,77	0

Continued on next page...

Continued from previous page...

Mol	Type	Chain	Res	Atoms	RSCC	RSR	B-factors(\AA^2)	Q<0.9
60	MG	14	3238	1/1	0.80	0.24	101,101,101,101	0
60	MG	13	1627	1/1	0.80	0.19	83,83,83,83	0
60	MG	1H	3037	1/1	0.80	0.14	87,87,87,87	0
60	MG	13	1632	1/1	0.80	0.22	88,88,88,88	0
60	MG	1H	3142	1/1	0.80	0.17	72,72,72,72	0
60	MG	1H	3242	1/1	0.80	0.23	88,88,88,88	0
60	MG	14	3247	1/1	0.80	0.21	95,95,95,95	0
60	MG	1H	3111	1/1	0.80	0.14	89,89,89,89	0
60	MG	14	3121	1/1	0.80	0.26	96,96,96,96	0
60	MG	14	3060	1/1	0.80	0.29	85,85,85,85	0
60	MG	14	3061	1/1	0.80	0.18	89,89,89,89	0
60	MG	1G	1621	1/1	0.80	0.19	108,108,108,108	0
60	MG	1G	1655	1/1	0.80	0.17	114,114,114,114	0
60	MG	1G	1660	1/1	0.80	0.21	93,93,93,93	0
60	MG	14	3260	1/1	0.80	0.22	91,91,91,91	0
60	MG	14	3029	1/1	0.81	0.18	85,85,85,85	0
60	MG	14	3155	1/1	0.81	0.24	97,97,97,97	0
60	MG	14	3228	1/1	0.81	0.33	92,92,92,92	0
60	MG	13	1679	1/1	0.81	0.22	90,90,90,90	0
60	MG	1G	1659	1/1	0.81	0.17	97,97,97,97	0
60	MG	1H	3253	1/1	0.81	0.32	100,100,100,100	0
60	MG	1H	3065	1/1	0.81	0.18	66,66,66,66	0
60	MG	14	3315	1/1	0.81	0.22	87,87,87,87	0
60	MG	1H	3270	1/1	0.81	0.30	100,100,100,100	0
60	MG	14	3326	1/1	0.81	0.15	91,91,91,91	0
60	MG	1G	1754	1/1	0.81	0.11	135,135,135,135	0
60	MG	13	1806	1/1	0.81	0.19	107,107,107,107	0
60	MG	14	3190	1/1	0.81	0.18	81,81,81,81	0
60	MG	14	3068	1/1	0.81	0.22	70,70,70,70	0
60	MG	1H	3167	1/1	0.81	0.22	77,77,77,77	0
60	MG	13	1659	1/1	0.81	0.15	121,121,121,121	0
60	MG	14	3208	1/1	0.81	0.22	89,89,89,89	0
60	MG	1H	3261	1/1	0.81	0.30	102,102,102,102	0
60	MG	13	1656	1/1	0.81	0.18	110,110,110,110	0
60	MG	1G	1634	1/1	0.81	0.17	106,106,106,106	0
60	MG	14	3080	1/1	0.81	0.15	77,77,77,77	0
60	MG	1H	3263	1/1	0.81	0.22	83,83,83,83	0
60	MG	39	302	1/1	0.81	0.22	90,90,90,90	0
60	MG	14	3220	1/1	0.81	0.12	92,92,92,92	0
60	MG	1G	1654	1/1	0.81	0.18	109,109,109,109	0
60	MG	1H	3326	1/1	0.82	0.12	98,98,98,98	0
60	MG	88	202	1/1	0.82	0.12	107,107,107,107	0

Continued on next page...

Continued from previous page...

Mol	Type	Chain	Res	Atoms	RSCC	RSR	B-factors(\AA^2)	Q<0.9
60	MG	14	3305	1/1	0.82	0.09	97,97,97,97	0
60	MG	13	1605	1/1	0.82	0.18	95,95,95,95	0
60	MG	14	3128	1/1	0.82	0.16	101,101,101,101	0
60	MG	1H	3353	1/1	0.82	0.16	89,89,89,89	0
60	MG	14	3193	1/1	0.82	0.13	100,100,100,100	0
60	MG	1H	3274	1/1	0.82	0.21	90,90,90,90	0
60	MG	14	3333	1/1	0.82	0.13	110,110,110,110	0
60	MG	14	3139	1/1	0.82	0.17	77,77,77,77	0
60	MG	1H	3191	1/1	0.82	0.30	79,79,79,79	0
60	MG	13	1643	1/1	0.82	0.18	82,82,82,82	0
60	MG	1H	3060	1/1	0.82	0.17	90,90,90,90	0
60	MG	1H	3172	1/1	0.82	0.12	74,74,74,74	0
60	MG	14	3093	1/1	0.82	0.16	98,98,98,98	0
60	MG	1H	3148	1/1	0.82	0.13	83,83,83,83	0
60	MG	14	3547	1/1	0.82	0.19	96,96,96,96	0
60	MG	14	3150	1/1	0.82	0.21	94,94,94,94	0
60	MG	14	3058	1/1	0.82	0.21	88,88,88,88	0
60	MG	13	1606	1/1	0.82	0.21	131,131,131,131	0
60	MG	14	3161	1/1	0.82	0.24	73,73,73,73	0
60	MG	1H	3106	1/1	0.82	0.19	89,89,89,89	0
60	MG	1H	3136	1/1	0.82	0.23	80,80,80,80	0
60	MG	13	1636	1/1	0.82	0.35	99,99,99,99	0
60	MG	55	202	1/1	0.82	0.23	91,91,91,91	0
60	MG	1H	3066	1/1	0.83	0.26	87,87,87,87	0
60	MG	14	3185	1/1	0.83	0.14	78,78,78,78	0
60	MG	1H	3220	1/1	0.83	0.16	97,97,97,97	0
60	MG	1H	3079	1/1	0.83	0.21	87,87,87,87	0
60	MG	13	1653	1/1	0.83	0.14	99,99,99,99	0
60	MG	14	3192	1/1	0.83	0.14	100,100,100,100	0
60	MG	1H	3169	1/1	0.83	0.24	82,82,82,82	0
60	MG	1H	3316	1/1	0.83	0.38	95,95,95,95	0
60	MG	1H	3120	1/1	0.83	0.14	101,101,101,101	0
60	MG	14	3288	1/1	0.83	0.19	106,106,106,106	0
60	MG	14	3027	1/1	0.83	0.26	89,89,89,89	0
60	MG	1H	3195	1/1	0.83	0.19	86,86,86,86	0
60	MG	1G	1662	1/1	0.83	0.14	118,118,118,118	0
60	MG	14	3304	1/1	0.83	0.17	94,94,94,94	0
60	MG	14	3125	1/1	0.83	0.51	93,93,93,93	0
60	MG	14	3308	1/1	0.83	0.17	92,92,92,92	0
60	MG	1G	1617	1/1	0.83	0.12	98,98,98,98	0
60	MG	14	3215	1/1	0.83	0.35	95,95,95,95	0
60	MG	1G	1666	1/1	0.83	0.17	96,96,96,96	0

Continued on next page...

Continued from previous page...

Mol	Type	Chain	Res	Atoms	RSCC	RSR	B-factors(\AA^2)	Q<0.9
60	MG	1G	1618	1/1	0.83	0.20	97,97,97,97	0
60	MG	13	1680	1/1	0.83	0.31	89,89,89,89	0
60	MG	14	3330	1/1	0.83	0.09	105,105,105,105	0
60	MG	1H	3323	1/1	0.83	0.09	110,110,110,110	0
60	MG	13	1657	1/1	0.83	0.16	129,129,129,129	0
60	MG	14	3336	1/1	0.83	0.16	104,104,104,104	0
60	MG	1H	3234	1/1	0.83	0.31	82,82,82,82	0
60	MG	1G	1638	1/1	0.83	0.16	92,92,92,92	0
60	MG	14	3235	1/1	0.83	0.31	101,101,101,101	0
60	MG	1H	3199	1/1	0.83	0.21	94,94,94,94	0
60	MG	1H	3204	1/1	0.83	0.15	93,93,93,93	0
60	MG	1H	3158	1/1	0.83	0.22	72,72,72,72	0
60	MG	1H	3186	1/1	0.83	0.23	92,92,92,92	0
60	MG	14	3156	1/1	0.83	0.17	74,74,74,74	0
60	MG	13	1619	1/1	0.83	0.30	66,66,66,66	0
60	MG	1G	1692	1/1	0.83	0.13	88,88,88,88	0
60	MG	13	1678	1/1	0.83	0.10	86,86,86,86	0
60	MG	14	3180	1/1	0.83	0.08	97,97,97,97	0
60	MG	16	207	1/1	0.83	0.14	95,95,95,95	0
60	MG	1G	1750	1/1	0.83	0.11	136,136,136,136	0
60	MG	55	201	1/1	0.83	0.10	74,74,74,74	0
60	MG	1H	3217	1/1	0.83	0.11	84,84,84,84	0
60	MG	14	3172	1/1	0.84	0.20	89,89,89,89	0
60	MG	1H	3283	1/1	0.84	0.22	99,99,99,99	0
60	MG	13	1638	1/1	0.84	0.15	86,86,86,86	0
60	MG	1H	3181	1/1	0.84	0.21	85,85,85,85	0
60	MG	1H	3100	1/1	0.84	0.20	76,76,76,76	0
60	MG	1H	3255	1/1	0.84	0.13	97,97,97,97	0
60	MG	1H	3309	1/1	0.84	0.15	117,117,117,117	0
60	MG	13	1684	1/1	0.84	0.32	90,90,90,90	0
60	MG	13	1665	1/1	0.84	0.28	106,106,106,106	0
60	MG	1H	3058	1/1	0.84	0.19	78,78,78,78	0
60	MG	13	1666	1/1	0.84	0.31	84,84,84,84	0
60	MG	1H	3108	1/1	0.84	0.21	78,78,78,78	0
60	MG	1G	1657	1/1	0.84	0.15	113,113,113,113	0
60	MG	1G	1613	1/1	0.84	0.14	100,100,100,100	0
60	MG	1H	3140	1/1	0.84	0.11	74,74,74,74	0
60	MG	1H	3110	1/1	0.84	0.12	92,92,92,92	0
60	MG	1H	3240	1/1	0.84	0.11	75,75,75,75	0
60	MG	1H	3168	1/1	0.84	0.11	72,72,72,72	0
60	MG	13	1617	1/1	0.84	0.40	82,82,82,82	0
60	MG	14	3538	1/1	0.84	0.17	101,101,101,101	0

Continued on next page...

Continued from previous page...

Mol	Type	Chain	Res	Atoms	RSCC	RSR	B-factors(\AA^2)	Q<0.9
60	MG	1H	3245	1/1	0.84	0.22	94,94,94,94	0
60	MG	14	3263	1/1	0.84	0.15	69,69,69,69	0
60	MG	14	3589	1/1	0.84	0.09	120,120,120,120	0
60	MG	14	3598	1/1	0.84	0.17	129,129,129,129	0
60	MG	1J	201	1/1	0.84	0.10	117,117,117,117	0
60	MG	14	3218	1/1	0.84	0.16	74,74,74,74	0
60	MG	1H	3222	1/1	0.84	0.31	83,83,83,83	0
60	MG	14	3096	1/1	0.84	0.28	73,73,73,73	0
60	MG	13	1707	1/1	0.84	0.14	103,103,103,103	0
60	MG	14	3222	1/1	0.84	0.07	90,90,90,90	0
60	MG	14	3293	1/1	0.84	0.15	95,95,95,95	0
60	MG	1H	3669	1/1	0.84	0.21	104,104,104,104	0
60	MG	14	3166	1/1	0.84	0.10	92,92,92,92	0
60	MG	1H	3203	1/1	0.85	0.28	74,74,74,74	0
60	MG	14	3145	1/1	0.85	0.20	92,92,92,92	0
60	MG	1H	3076	1/1	0.85	0.31	70,70,70,70	0
60	MG	2I	301	1/1	0.85	0.15	68,68,68,68	0
60	MG	1H	3182	1/1	0.85	0.17	102,102,102,102	0
60	MG	13	1647	1/1	0.85	0.17	97,97,97,97	0
60	MG	1H	3150	1/1	0.85	0.11	70,70,70,70	0
60	MG	1H	3321	1/1	0.85	0.19	90,90,90,90	0
60	MG	1G	1656	1/1	0.85	0.17	96,96,96,96	0
60	MG	14	3160	1/1	0.85	0.17	92,92,92,92	0
60	MG	13	1649	1/1	0.85	0.19	84,84,84,84	0
60	MG	13	1705	1/1	0.85	0.14	89,89,89,89	0
60	MG	1G	1615	1/1	0.85	0.15	89,89,89,89	0
60	MG	13	1641	1/1	0.85	0.28	82,82,82,82	0
60	MG	14	3335	1/1	0.85	0.14	82,82,82,82	0
60	MG	14	3178	1/1	0.85	0.30	70,70,70,70	0
60	MG	14	3020	1/1	0.85	0.11	68,68,68,68	0
60	MG	1H	3031	1/1	0.85	0.20	73,73,73,73	0
60	MG	14	3104	1/1	0.85	0.10	66,66,66,66	0
60	MG	1H	3034	1/1	0.85	0.16	77,77,77,77	0
60	MG	13	1716	1/1	0.85	0.13	111,111,111,111	0
60	MG	13	1633	1/1	0.85	0.15	90,90,90,90	0
60	MG	14	3533	1/1	0.85	0.16	99,99,99,99	0
60	MG	14	3186	1/1	0.85	0.20	87,87,87,87	0
60	MG	1G	1636	1/1	0.85	0.17	129,129,129,129	0
60	MG	13	1616	1/1	0.85	0.17	116,116,116,116	0
60	MG	13	1628	1/1	0.85	0.25	86,86,86,86	0
60	MG	14	3052	1/1	0.85	0.14	82,82,82,82	0
60	MG	13	1621	1/1	0.85	0.20	63,63,63,63	0

Continued on next page...

Continued from previous page...

Mol	Type	Chain	Res	Atoms	RSCC	RSR	B-factors(\AA^2)	Q<0.9
60	MG	1J	202	1/1	0.85	0.20	102,102,102,102	0
60	MG	14	3197	1/1	0.85	0.13	85,85,85,85	0
60	MG	14	3129	1/1	0.85	0.20	82,82,82,82	0
60	MG	14	3130	1/1	0.85	0.17	80,80,80,80	0
60	MG	16	203	1/1	0.85	0.13	94,94,94,94	0
60	MG	16	204	1/1	0.85	0.11	85,85,85,85	0
60	MG	13	1646	1/1	0.85	0.21	87,87,87,87	0
60	MG	1H	3071	1/1	0.85	0.15	68,68,68,68	0
60	MG	1H	3313	1/1	0.85	0.11	87,87,87,87	0
60	MG	14	3115	1/1	0.86	0.16	102,102,102,102	0
60	MG	14	3118	1/1	0.86	0.18	81,81,81,81	0
60	MG	1G	1658	1/1	0.86	0.15	118,118,118,118	0
60	MG	16	210	1/1	0.86	0.10	96,96,96,96	0
60	MG	1H	3122	1/1	0.86	0.17	73,73,73,73	0
60	MG	1H	3257	1/1	0.86	0.14	97,97,97,97	0
60	MG	14	3167	1/1	0.86	0.08	84,84,84,84	0
60	MG	14	3213	1/1	0.86	0.28	90,90,90,90	0
60	MG	14	3168	1/1	0.86	0.12	102,102,102,102	0
60	MG	14	3261	1/1	0.86	0.17	96,96,96,96	0
60	MG	14	3169	1/1	0.86	0.27	87,87,87,87	0
60	MG	13	1651	1/1	0.86	0.18	98,98,98,98	0
60	MG	1G	1624	1/1	0.86	0.15	97,97,97,97	0
60	MG	1G	1631	1/1	0.86	0.18	104,104,104,104	0
60	MG	1G	1745	1/1	0.86	0.24	108,108,108,108	0
60	MG	13	1618	1/1	0.86	0.20	93,93,93,93	0
60	MG	1H	3312	1/1	0.86	0.20	76,76,76,76	0
60	MG	14	3095	1/1	0.86	0.28	70,70,70,70	0
60	MG	1H	3052	1/1	0.86	0.31	82,82,82,82	0
60	MG	14	3295	1/1	0.86	0.16	101,101,101,101	0
60	MG	14	3098	1/1	0.86	0.18	93,93,93,93	0
60	MG	13	1814	1/1	0.86	0.08	111,111,111,111	0
60	MG	14	3303	1/1	0.86	0.16	97,97,97,97	0
60	MG	4L	101	1/1	0.86	0.20	104,104,104,104	0
60	MG	29	303	1/1	0.86	0.15	100,100,100,100	0
60	MG	1G	1606	1/1	0.86	0.23	101,101,101,101	0
60	MG	13	1818	1/1	0.86	0.11	116,116,116,116	0
60	MG	13	1708	1/1	0.86	0.15	119,119,119,119	0
60	MG	14	3010	1/1	0.86	0.34	76,76,76,76	0
60	MG	14	3198	1/1	0.86	0.10	85,85,85,85	0
60	MG	1H	3298	1/1	0.87	0.13	82,82,82,82	0
60	MG	14	3044	1/1	0.87	0.30	80,80,80,80	0
60	MG	1H	3303	1/1	0.87	0.28	88,88,88,88	0

Continued on next page...

Continued from previous page...

Mol	Type	Chain	Res	Atoms	RSCC	RSR	B-factors(\AA^2)	Q<0.9
60	MG	14	3284	1/1	0.87	0.24	86,86,86,86	0
60	MG	14	3200	1/1	0.87	0.17	117,117,117,117	0
60	MG	14	3053	1/1	0.87	0.20	71,71,71,71	0
60	MG	14	3131	1/1	0.87	0.12	97,97,97,97	0
60	MG	13	1637	1/1	0.87	0.13	93,93,93,93	0
60	MG	1H	3109	1/1	0.87	0.20	71,71,71,71	0
60	MG	14	3138	1/1	0.87	0.10	66,66,66,66	0
60	MG	1H	3141	1/1	0.87	0.13	92,92,92,92	0
60	MG	1H	3020	1/1	0.87	0.19	62,62,62,62	0
60	MG	1H	3171	1/1	0.87	0.10	67,67,67,67	0
60	MG	11	304	1/1	0.87	0.20	97,97,97,97	0
60	MG	14	3216	1/1	0.87	0.28	82,82,82,82	0
60	MG	14	3313	1/1	0.87	0.24	81,81,81,81	0
60	MG	1H	3024	1/1	0.87	0.14	89,89,89,89	0
60	MG	1H	3145	1/1	0.87	0.20	80,80,80,80	0
60	MG	1G	1694	1/1	0.87	0.16	106,106,106,106	0
60	MG	13	1699	1/1	0.87	0.18	96,96,96,96	0
60	MG	1G	1728	1/1	0.87	0.15	120,120,120,120	0
60	MG	1H	3096	1/1	0.87	0.17	84,84,84,84	0
60	MG	98	201	1/1	0.87	0.22	69,69,69,69	0
60	MG	1H	3070	1/1	0.87	0.22	66,66,66,66	0
60	MG	13	1654	1/1	0.87	0.15	96,96,96,96	0
60	MG	1H	3211	1/1	0.87	0.18	90,90,90,90	0
60	MG	13	1719	1/1	0.87	0.12	97,97,97,97	0
60	MG	1H	3514	1/1	0.87	0.13	109,109,109,109	0
60	MG	1H	3216	1/1	0.87	0.05	100,100,100,100	0
60	MG	1H	3047	1/1	0.87	0.11	63,63,63,63	0
60	MG	1G	1620	1/1	0.87	0.15	105,105,105,105	0
60	MG	14	3170	1/1	0.87	0.21	82,82,82,82	0
60	MG	14	3011	1/1	0.87	0.15	91,91,91,91	0
60	MG	1H	3218	1/1	0.87	0.18	89,89,89,89	0
60	MG	13	1731	1/1	0.87	0.43	95,95,95,95	0
60	MG	1G	1625	1/1	0.87	0.25	86,86,86,86	0
60	MG	14	3110	1/1	0.87	0.11	81,81,81,81	0
60	MG	14	3024	1/1	0.87	0.23	62,62,62,62	0
60	MG	14	3252	1/1	0.87	0.22	90,90,90,90	0
60	MG	1G	1626	1/1	0.87	0.15	99,99,99,99	0
60	MG	14	3116	1/1	0.87	0.35	75,75,75,75	0
60	MG	14	3117	1/1	0.87	0.18	85,85,85,85	0
60	MG	1H	3162	1/1	0.87	0.26	85,85,85,85	0
60	MG	14	3189	1/1	0.87	0.22	76,76,76,76	0
60	MG	13	1715	1/1	0.87	0.14	100,100,100,100	0

Continued on next page...

Continued from previous page...

Mol	Type	Chain	Res	Atoms	RSCC	RSR	B-factors(\AA^2)	Q<0.9
60	MG	1G	1669	1/1	0.87	0.35	90,90,90,90	0
60	MG	14	3267	1/1	0.87	0.18	89,89,89,89	0
60	MG	1H	3138	1/1	0.87	0.09	66,66,66,66	0
60	MG	13	1820	1/1	0.88	0.23	101,101,101,101	0
60	MG	1H	3023	1/1	0.88	0.18	75,75,75,75	0
60	MG	14	3163	1/1	0.88	0.20	80,80,80,80	0
60	MG	14	3106	1/1	0.88	0.18	54,54,54,54	0
60	MG	13	1723	1/1	0.88	0.24	80,80,80,80	0
60	MG	14	3225	1/1	0.88	0.24	92,92,92,92	0
60	MG	1H	3322	1/1	0.88	0.19	88,88,88,88	0
60	MG	1G	1679	1/1	0.88	0.07	119,119,119,119	0
60	MG	1H	3188	1/1	0.88	0.10	84,84,84,84	0
60	MG	14	3319	1/1	0.88	0.25	78,78,78,78	0
60	MG	14	3321	1/1	0.88	0.28	76,76,76,76	0
60	MG	14	3322	1/1	0.88	0.12	92,92,92,92	0
60	MG	1H	3282	1/1	0.88	0.17	83,83,83,83	0
60	MG	1G	1686	1/1	0.88	0.10	101,101,101,101	0
60	MG	14	3045	1/1	0.88	0.15	63,63,63,63	0
60	MG	1H	3252	1/1	0.88	0.22	68,68,68,68	0
60	MG	14	3332	1/1	0.88	0.11	90,90,90,90	0
60	MG	14	3119	1/1	0.88	0.14	83,83,83,83	0
60	MG	1H	3027	1/1	0.88	0.19	66,66,66,66	0
60	MG	1H	3144	1/1	0.88	0.28	80,80,80,80	0
60	MG	14	3056	1/1	0.88	0.24	75,75,75,75	0
60	MG	1H	3524	1/1	0.88	0.13	96,96,96,96	0
60	MG	1G	1601	1/1	0.88	0.26	98,98,98,98	0
60	MG	1H	3590	1/1	0.88	0.18	88,88,88,88	0
60	MG	1H	3102	1/1	0.88	0.10	86,86,86,86	0
60	MG	1G	1710	1/1	0.88	0.10	106,106,106,106	0
60	MG	1G	1611	1/1	0.88	0.17	111,111,111,111	0
60	MG	14	3345	1/1	0.88	0.34	87,87,87,87	0
60	MG	1H	3029	1/1	0.88	0.21	91,91,91,91	0
60	MG	14	3134	1/1	0.88	0.24	93,93,93,93	0
60	MG	1H	3640	1/1	0.88	0.09	127,127,127,127	0
60	MG	1H	3085	1/1	0.88	0.16	79,79,79,79	0
60	MG	14	3550	1/1	0.88	0.12	114,114,114,114	0
60	MG	14	3199	1/1	0.88	0.10	100,100,100,100	0
60	MG	1H	3134	1/1	0.88	0.14	53,53,53,53	0
60	MG	1H	3308	1/1	0.88	0.13	94,94,94,94	0
60	MG	14	3143	1/1	0.88	0.10	78,78,78,78	0
60	MG	1H	3061	1/1	0.88	0.21	72,72,72,72	0
60	MG	1G	1622	1/1	0.88	0.12	101,101,101,101	0

Continued on next page...

Continued from previous page...

Mol	Type	Chain	Res	Atoms	RSCC	RSR	B-factors(\AA^2)	Q<0.9
60	MG	13	1729	1/1	0.88	0.28	90,90,90,90	0
60	MG	1H	3241	1/1	0.88	0.28	87,87,87,87	0
60	MG	29	305	1/1	0.88	0.13	110,110,110,110	0
60	MG	16	206	1/1	0.88	0.08	86,86,86,86	0
60	MG	1G	1629	1/1	0.88	0.20	97,97,97,97	0
60	MG	13	1691	1/1	0.88	0.21	107,107,107,107	0
60	MG	13	1604	1/1	0.88	0.18	80,80,80,80	0
60	MG	1H	3223	1/1	0.88	0.18	69,69,69,69	0
60	MG	13	1693	1/1	0.89	0.09	86,86,86,86	0
60	MG	1H	3228	1/1	0.89	0.21	82,82,82,82	0
60	MG	1G	1619	1/1	0.89	0.12	103,103,103,103	0
60	MG	1H	3166	1/1	0.89	0.08	99,99,99,99	0
60	MG	1H	3272	1/1	0.89	0.25	68,68,68,68	0
60	MG	14	3239	1/1	0.89	0.14	89,89,89,89	0
60	MG	14	3126	1/1	0.89	0.29	82,82,82,82	0
60	MG	13	1635	1/1	0.89	0.15	81,81,81,81	0
60	MG	1H	3035	1/1	0.89	0.15	85,85,85,85	0
60	MG	1H	3022	1/1	0.89	0.16	60,60,60,60	0
60	MG	14	3078	1/1	0.89	0.09	90,90,90,90	0
60	MG	13	1639	1/1	0.89	0.08	83,83,83,83	0
60	MG	1G	1665	1/1	0.89	0.14	74,74,74,74	0
60	MG	13	1755	1/1	0.89	0.20	105,105,105,105	0
60	MG	14	3083	1/1	0.89	0.13	68,68,68,68	0
60	MG	1H	3075	1/1	0.89	0.13	59,59,59,59	0
60	MG	14	3194	1/1	0.89	0.14	89,89,89,89	0
60	MG	1H	3180	1/1	0.89	0.22	76,76,76,76	0
60	MG	14	3340	1/1	0.89	0.29	88,88,88,88	0
60	MG	14	3092	1/1	0.89	0.25	81,81,81,81	0
60	MG	1H	3010	1/1	0.89	0.16	80,80,80,80	0
60	MG	11	302	1/1	0.89	0.27	80,80,80,80	0
60	MG	1H	3379	1/1	0.89	0.14	94,94,94,94	0
60	MG	1H	3053	1/1	0.89	0.17	56,56,56,56	0
60	MG	1H	3057	1/1	0.89	0.15	81,81,81,81	0
60	MG	14	3543	1/1	0.89	0.21	93,93,93,93	0
60	MG	1H	3527	1/1	0.89	0.09	111,111,111,111	0
60	MG	1H	3184	1/1	0.89	0.13	92,92,92,92	0
60	MG	1H	3595	1/1	0.89	0.14	108,108,108,108	0
60	MG	14	3105	1/1	0.89	0.24	64,64,64,64	0
60	MG	14	3597	1/1	0.89	0.16	107,107,107,107	0
60	MG	14	3273	1/1	0.89	0.13	71,71,71,71	0
60	MG	1G	1682	1/1	0.89	0.13	107,107,107,107	0
60	MG	14	3214	1/1	0.89	0.16	84,84,84,84	0

Continued on next page...

Continued from previous page...

Mol	Type	Chain	Res	Atoms	RSCC	RSR	B-factors(\AA^2)	Q<0.9
60	MG	14	3158	1/1	0.89	0.19	80,80,80,80	0
60	MG	1H	3201	1/1	0.89	0.18	85,85,85,85	0
60	MG	1H	3601	1/1	0.89	0.17	95,95,95,95	0
60	MG	14	3109	1/1	0.89	0.18	77,77,77,77	0
60	MG	1H	3627	1/1	0.89	0.14	105,105,105,105	0
60	MG	1H	3310	1/1	0.89	0.15	84,84,84,84	0
60	MG	25	202	1/1	0.89	0.17	120,120,120,120	0
60	MG	1H	3311	1/1	0.89	0.24	89,89,89,89	0
60	MG	1G	1612	1/1	0.89	0.12	131,131,131,131	0
60	MG	1H	3013	1/1	0.89	0.12	67,67,67,67	0
60	MG	1H	3650	1/1	0.89	0.16	99,99,99,99	0
60	MG	1H	3056	1/1	0.90	0.11	57,57,57,57	0
60	MG	1H	3088	1/1	0.90	0.08	71,71,71,71	0
60	MG	14	3008	1/1	0.90	0.15	96,96,96,96	0
60	MG	1H	3159	1/1	0.90	0.16	77,77,77,77	0
60	MG	1H	3090	1/1	0.90	0.22	75,75,75,75	0
60	MG	13	1794	1/1	0.90	0.06	137,137,137,137	0
60	MG	14	3275	1/1	0.90	0.17	89,89,89,89	0
60	MG	13	1625	1/1	0.90	0.18	77,77,77,77	0
60	MG	88	203	1/1	0.90	0.15	73,73,73,73	0
60	MG	14	3286	1/1	0.90	0.20	79,79,79,79	0
60	MG	14	3195	1/1	0.90	0.17	85,85,85,85	0
60	MG	1H	3125	1/1	0.90	0.13	91,91,91,91	0
60	MG	1H	3327	1/1	0.90	0.20	81,81,81,81	0
60	MG	1H	3266	1/1	0.90	0.16	75,75,75,75	0
60	MG	1G	1602	1/1	0.90	0.16	82,82,82,82	0
60	MG	13	1626	1/1	0.90	0.14	104,104,104,104	0
60	MG	1G	1607	1/1	0.90	0.07	96,96,96,96	0
60	MG	14	3032	1/1	0.90	0.18	63,63,63,63	0
60	MG	1G	1609	1/1	0.90	0.18	99,99,99,99	0
60	MG	13	1672	1/1	0.90	0.15	83,83,83,83	0
60	MG	14	3036	1/1	0.90	0.18	71,71,71,71	0
60	MG	14	3039	1/1	0.90	0.20	70,70,70,70	0
60	MG	1H	3007	1/1	0.90	0.13	79,79,79,79	0
60	MG	1H	3009	1/1	0.90	0.15	86,86,86,86	0
60	MG	1H	3068	1/1	0.90	0.15	73,73,73,73	0
60	MG	1H	3278	1/1	0.90	0.21	86,86,86,86	0
60	MG	1H	3170	1/1	0.90	0.08	67,67,67,67	0
60	MG	1H	3202	1/1	0.90	0.06	82,82,82,82	0
60	MG	13	1648	1/1	0.90	0.13	101,101,101,101	0
60	MG	1H	3604	1/1	0.90	0.10	115,115,115,115	0
60	MG	1H	3605	1/1	0.90	0.11	112,112,112,112	0

Continued on next page...

Continued from previous page...

Mol	Type	Chain	Res	Atoms	RSCC	RSR	B-factors(\AA^2)	Q<0.9
60	MG	1H	3011	1/1	0.90	0.13	86,86,86,86	0
60	MG	1H	3205	1/1	0.90	0.18	78,78,78,78	0
60	MG	1H	3637	1/1	0.90	0.10	112,112,112,112	0
60	MG	14	3227	1/1	0.90	0.14	86,86,86,86	0
60	MG	1H	3243	1/1	0.90	0.23	81,81,81,81	0
60	MG	14	3229	1/1	0.90	0.36	91,91,91,91	0
60	MG	14	3230	1/1	0.90	0.21	94,94,94,94	0
60	MG	14	3152	1/1	0.90	0.15	104,104,104,104	0
60	MG	14	3233	1/1	0.90	0.12	103,103,103,103	0
60	MG	14	3234	1/1	0.90	0.13	85,85,85,85	0
60	MG	1H	3174	1/1	0.90	0.13	75,75,75,75	0
60	MG	1G	1688	1/1	0.90	0.28	102,102,102,102	0
60	MG	14	3403	1/1	0.90	0.08	115,115,115,115	0
60	MG	14	3237	1/1	0.90	0.16	96,96,96,96	0
60	MG	1H	3175	1/1	0.90	0.08	82,82,82,82	0
60	MG	1H	3073	1/1	0.90	0.22	91,91,91,91	0
60	MG	1H	3304	1/1	0.90	0.08	79,79,79,79	0
60	MG	1H	3306	1/1	0.90	0.16	90,90,90,90	0
60	MG	1H	3307	1/1	0.90	0.16	83,83,83,83	0
60	MG	14	3554	1/1	0.90	0.12	108,108,108,108	0
60	MG	14	3566	1/1	0.90	0.15	117,117,117,117	0
60	MG	14	3570	1/1	0.90	0.09	108,108,108,108	0
60	MG	14	3244	1/1	0.90	0.14	85,85,85,85	0
60	MG	1H	3179	1/1	0.90	0.07	92,92,92,92	0
60	MG	1G	1697	1/1	0.90	0.11	109,109,109,109	0
60	MG	14	3606	1/1	0.90	0.19	102,102,102,102	0
60	MG	1G	1707	1/1	0.90	0.10	117,117,117,117	0
60	MG	1G	1639	1/1	0.90	0.05	142,142,142,142	0
60	MG	1G	1719	1/1	0.90	0.07	118,118,118,118	0
60	MG	13	1601	1/1	0.90	0.17	71,71,71,71	0
60	MG	29	301	1/1	0.90	0.21	55,55,55,55	0
60	MG	1G	1738	1/1	0.90	0.08	99,99,99,99	0
60	MG	13	1608	1/1	0.90	0.13	78,78,78,78	0
60	MG	14	3255	1/1	0.90	0.25	103,103,103,103	0
60	MG	1H	3049	1/1	0.90	0.24	79,79,79,79	0
60	MG	1H	3080	1/1	0.90	0.13	80,80,80,80	0
60	MG	1H	3082	1/1	0.90	0.15	96,96,96,96	0
60	MG	13	1630	1/1	0.90	0.10	108,108,108,108	0
60	MG	2L	101	1/1	0.90	0.17	84,84,84,84	0
60	MG	13	1613	1/1	0.90	0.15	92,92,92,92	0
60	MG	M5	101	1/1	0.90	0.13	98,98,98,98	0
60	MG	14	3297	1/1	0.91	0.10	86,86,86,86	0

Continued on next page...

Continued from previous page...

Mol	Type	Chain	Res	Atoms	RSCC	RSR	B-factors(\AA^2)	Q<0.9
60	MG	13	1607	1/1	0.91	0.08	83,83,83,83	0
60	MG	14	3301	1/1	0.91	0.07	85,85,85,85	0
60	MG	13	1673	1/1	0.91	0.18	78,78,78,78	0
60	MG	1G	1642	1/1	0.91	0.10	100,100,100,100	0
60	MG	31	301	1/1	0.91	0.10	81,81,81,81	0
60	MG	13	1750	1/1	0.91	0.14	101,101,101,101	0
60	MG	1G	1717	1/1	0.91	0.08	100,100,100,100	0
60	MG	13	1663	1/1	0.91	0.07	95,95,95,95	0
60	MG	14	3310	1/1	0.91	0.14	92,92,92,92	0
60	MG	1H	3155	1/1	0.91	0.11	87,87,87,87	0
60	MG	14	3153	1/1	0.91	0.31	81,81,81,81	0
60	MG	14	3224	1/1	0.91	0.29	86,86,86,86	0
60	MG	14	3320	1/1	0.91	0.23	83,83,83,83	0
60	MG	1H	3591	1/1	0.91	0.06	119,119,119,119	0
60	MG	1H	3594	1/1	0.91	0.08	122,122,122,122	0
60	MG	1H	3087	1/1	0.91	0.21	86,86,86,86	0
60	MG	1G	1751	1/1	0.91	0.05	164,164,164,164	0
60	MG	1G	1651	1/1	0.91	0.17	89,89,89,89	0
60	MG	1G	1766	1/1	0.91	0.12	107,107,107,107	0
60	MG	1H	3026	1/1	0.91	0.17	74,74,74,74	0
60	MG	13	1766	1/1	0.91	0.09	113,113,113,113	0
60	MG	1G	1604	1/1	0.91	0.17	90,90,90,90	0
60	MG	1H	3115	1/1	0.91	0.12	59,59,59,59	0
60	MG	1H	3028	1/1	0.91	0.12	98,98,98,98	0
60	MG	1G	1608	1/1	0.91	0.12	106,106,106,106	0
60	MG	1H	3621	1/1	0.91	0.07	100,100,100,100	0
60	MG	14	3171	1/1	0.91	0.13	91,91,91,91	0
60	MG	13	1640	1/1	0.91	0.11	84,84,84,84	0
60	MG	14	3177	1/1	0.91	0.24	74,74,74,74	0
60	MG	14	3342	1/1	0.91	0.11	106,106,106,106	0
60	MG	1H	3093	1/1	0.91	0.19	80,80,80,80	0
60	MG	1H	3225	1/1	0.91	0.09	89,89,89,89	0
60	MG	1H	3124	1/1	0.91	0.08	88,88,88,88	0
60	MG	1H	3644	1/1	0.91	0.17	106,106,106,106	0
60	MG	14	3415	1/1	0.91	0.10	81,81,81,81	0
60	MG	14	3521	1/1	0.91	0.07	111,111,111,111	0
60	MG	14	3022	1/1	0.91	0.17	103,103,103,103	0
60	MG	13	1713	1/1	0.91	0.16	92,92,92,92	0
60	MG	13	1682	1/1	0.91	0.21	89,89,89,89	0
60	MG	14	3546	1/1	0.91	0.15	83,83,83,83	0
60	MG	13	1727	1/1	0.91	0.15	90,90,90,90	0
60	MG	14	3187	1/1	0.91	0.10	93,93,93,93	0

Continued on next page...

Continued from previous page...

Mol	Type	Chain	Res	Atoms	RSCC	RSR	B-factors(\AA^2)	Q<0.9
60	MG	1H	3097	1/1	0.91	0.16	84,84,84,84	0
60	MG	16	201	1/1	0.91	0.13	89,89,89,89	0
60	MG	1H	3036	1/1	0.91	0.12	94,94,94,94	0
60	MG	14	3120	1/1	0.91	0.23	70,70,70,70	0
60	MG	14	3578	1/1	0.91	0.12	105,105,105,105	0
60	MG	1H	3099	1/1	0.91	0.16	79,79,79,79	0
60	MG	13	1690	1/1	0.91	0.17	86,86,86,86	0
60	MG	1H	3268	1/1	0.91	0.06	81,81,81,81	0
60	MG	1G	1674	1/1	0.91	0.12	95,95,95,95	0
60	MG	1G	1628	1/1	0.91	0.12	90,90,90,90	0
60	MG	14	3041	1/1	0.91	0.17	64,64,64,64	0
60	MG	1H	3043	1/1	0.91	0.22	88,88,88,88	0
60	MG	1G	1630	1/1	0.91	0.06	100,100,100,100	0
60	MG	1J	208	1/1	0.91	0.05	121,121,121,121	0
60	MG	13	1624	1/1	0.91	0.14	103,103,103,103	0
60	MG	1H	3077	1/1	0.91	0.10	51,51,51,51	0
60	MG	14	3204	1/1	0.91	0.13	76,76,76,76	0
60	MG	14	3206	1/1	0.91	0.30	80,80,80,80	0
60	MG	1G	1633	1/1	0.91	0.10	100,100,100,100	0
60	MG	13	1661	1/1	0.91	0.11	78,78,78,78	0
60	MG	1H	3208	1/1	0.91	0.18	80,80,80,80	0
60	MG	14	3290	1/1	0.91	0.10	103,103,103,103	0
60	MG	1H	3018	1/1	0.91	0.19	56,56,56,56	0
60	MG	16	216	1/1	0.91	0.06	113,113,113,113	0
60	MG	75	201	1/1	0.91	0.14	91,91,91,91	0
60	MG	1H	3281	1/1	0.91	0.30	93,93,93,93	0
60	MG	1G	1695	1/1	0.92	0.15	108,108,108,108	0
60	MG	13	1603	1/1	0.92	0.11	79,79,79,79	0
60	MG	1H	3069	1/1	0.92	0.17	65,65,65,65	0
60	MG	14	3059	1/1	0.92	0.09	79,79,79,79	0
60	MG	14	3306	1/1	0.92	0.20	89,89,89,89	0
60	MG	1G	1698	1/1	0.92	0.11	101,101,101,101	0
60	MG	1H	3598	1/1	0.92	0.07	123,123,123,123	0
60	MG	14	3062	1/1	0.92	0.17	70,70,70,70	0
60	MG	14	3312	1/1	0.92	0.11	99,99,99,99	0
60	MG	13	1805	1/1	0.92	0.07	171,171,171,171	0
60	MG	14	3065	1/1	0.92	0.13	72,72,72,72	0
60	MG	14	3318	1/1	0.92	0.10	102,102,102,102	0
60	MG	1H	3314	1/1	0.92	0.12	91,91,91,91	0
60	MG	2K	107	1/1	0.92	0.10	106,106,106,106	0
60	MG	14	3071	1/1	0.92	0.11	63,63,63,63	0
60	MG	14	3072	1/1	0.92	0.12	93,93,93,93	0

Continued on next page...

Continued from previous page...

Mol	Type	Chain	Res	Atoms	RSCC	RSR	B-factors(\AA^2)	Q<0.9
60	MG	1G	1727	1/1	0.92	0.08	125,125,125,125	0
60	MG	1H	3609	1/1	0.92	0.20	80,80,80,80	0
60	MG	1H	3618	1/1	0.92	0.12	110,110,110,110	0
60	MG	14	3328	1/1	0.92	0.08	105,105,105,105	0
60	MG	13	1730	1/1	0.92	0.24	94,94,94,94	0
60	MG	1H	3008	1/1	0.92	0.16	72,72,72,72	0
60	MG	1H	3634	1/1	0.92	0.09	109,109,109,109	0
60	MG	13	1615	1/1	0.92	0.14	75,75,75,75	0
60	MG	14	3159	1/1	0.92	0.14	84,84,84,84	0
60	MG	14	3082	1/1	0.92	0.10	67,67,67,67	0
60	MG	1G	1761	1/1	0.92	0.05	143,143,143,143	0
60	MG	1H	3212	1/1	0.92	0.32	78,78,78,78	0
60	MG	14	3164	1/1	0.92	0.09	78,78,78,78	0
60	MG	1H	3639	1/1	0.92	0.08	105,105,105,105	0
60	MG	14	3087	1/1	0.92	0.15	79,79,79,79	0
60	MG	14	3088	1/1	0.92	0.23	60,60,60,60	0
60	MG	14	3090	1/1	0.92	0.12	64,64,64,64	0
60	MG	1H	3149	1/1	0.92	0.18	92,92,92,92	0
60	MG	1H	3129	1/1	0.92	0.22	79,79,79,79	0
60	MG	1H	3293	1/1	0.92	0.11	96,96,96,96	0
60	MG	1H	3649	1/1	0.92	0.20	92,92,92,92	0
60	MG	14	3417	1/1	0.92	0.07	143,143,143,143	0
60	MG	14	3422	1/1	0.92	0.10	93,93,93,93	0
60	MG	14	3493	1/1	0.92	0.10	98,98,98,98	0
60	MG	14	3502	1/1	0.92	0.07	103,103,103,103	0
60	MG	14	3515	1/1	0.92	0.12	100,100,100,100	0
60	MG	14	3005	1/1	0.92	0.14	83,83,83,83	0
60	MG	14	3097	1/1	0.92	0.11	69,69,69,69	0
60	MG	1G	1616	1/1	0.92	0.18	87,87,87,87	0
60	MG	1H	3324	1/1	0.92	0.09	109,109,109,109	0
60	MG	14	3545	1/1	0.92	0.18	96,96,96,96	0
60	MG	1H	3131	1/1	0.92	0.15	83,83,83,83	0
60	MG	1H	3658	1/1	0.92	0.15	107,107,107,107	0
60	MG	1H	3667	1/1	0.92	0.12	98,98,98,98	0
60	MG	1H	3133	1/1	0.92	0.16	71,71,71,71	0
60	MG	1H	3300	1/1	0.92	0.13	86,86,86,86	0
60	MG	1H	3302	1/1	0.92	0.21	88,88,88,88	0
60	MG	1H	3059	1/1	0.92	0.29	77,77,77,77	0
60	MG	14	3577	1/1	0.92	0.13	111,111,111,111	0
60	MG	1H	3437	1/1	0.92	0.06	128,128,128,128	0
60	MG	14	3585	1/1	0.92	0.11	114,114,114,114	0
60	MG	1H	3485	1/1	0.92	0.19	89,89,89,89	0

Continued on next page...

Continued from previous page...

Mol	Type	Chain	Res	Atoms	RSCC	RSR	B-factors(\AA^2)	Q<0.9
60	MG	14	3593	1/1	0.92	0.18	100,100,100,100	0
60	MG	14	3594	1/1	0.92	0.10	106,106,106,106	0
60	MG	1H	3504	1/1	0.92	0.07	109,109,109,109	0
60	MG	1H	3178	1/1	0.92	0.12	122,122,122,122	0
60	MG	14	3599	1/1	0.92	0.11	96,96,96,96	0
60	MG	1H	3517	1/1	0.92	0.08	61,61,61,61	0
60	MG	1H	3078	1/1	0.92	0.13	57,57,57,57	0
60	MG	1H	3039	1/1	0.92	0.11	66,66,66,66	0
60	MG	14	3196	1/1	0.92	0.16	108,108,108,108	0
60	MG	1H	3544	1/1	0.92	0.08	108,108,108,108	0
60	MG	1H	3568	1/1	0.92	0.18	66,66,66,66	0
60	MG	16	220	1/1	0.92	0.14	111,111,111,111	0
60	MG	14	3123	1/1	0.92	0.09	92,92,92,92	0
60	MG	14	3287	1/1	0.92	0.17	83,83,83,83	0
60	MG	14	3040	1/1	0.92	0.11	68,68,68,68	0
60	MG	1H	3577	1/1	0.92	0.06	123,123,123,123	0
60	MG	1K	101	1/1	0.92	0.11	91,91,91,91	0
60	MG	11	305	1/1	0.92	0.17	48,48,48,48	0
60	MG	14	3207	1/1	0.92	0.14	92,92,92,92	0
60	MG	14	3296	1/1	0.92	0.08	93,93,93,93	0
60	MG	14	3049	1/1	0.92	0.12	89,89,89,89	0
60	MG	13	1612	1/1	0.92	0.11	85,85,85,85	0
60	MG	C5	201	1/1	0.92	0.19	92,92,92,92	0
60	MG	13	1775	1/1	0.92	0.07	119,119,119,119	0
60	MG	1H	3030	1/1	0.93	0.14	74,74,74,74	0
60	MG	14	3316	1/1	0.93	0.12	150,150,150,150	0
60	MG	11	301	1/1	0.93	0.21	62,62,62,62	0
60	MG	1H	3573	1/1	0.93	0.12	122,122,122,122	0
60	MG	1H	3207	1/1	0.93	0.07	62,62,62,62	0
60	MG	1G	1724	1/1	0.93	0.05	143,143,143,143	0
60	MG	1H	3579	1/1	0.93	0.08	112,112,112,112	0
60	MG	1H	3582	1/1	0.93	0.09	99,99,99,99	0
60	MG	14	3324	1/1	0.93	0.17	85,85,85,85	0
60	MG	14	3325	1/1	0.93	0.07	97,97,97,97	0
60	MG	1G	1730	1/1	0.93	0.08	109,109,109,109	0
60	MG	1H	3265	1/1	0.93	0.11	63,63,63,63	0
60	MG	1G	1741	1/1	0.93	0.15	106,106,106,106	0
60	MG	14	3329	1/1	0.93	0.12	103,103,103,103	0
60	MG	1H	3017	1/1	0.93	0.11	53,53,53,53	0
60	MG	14	3331	1/1	0.93	0.06	94,94,94,94	0
60	MG	1H	3032	1/1	0.93	0.11	67,67,67,67	0
60	MG	1H	3161	1/1	0.93	0.20	71,71,71,71	0

Continued on next page...

Continued from previous page...

Mol	Type	Chain	Res	Atoms	RSCC	RSR	B-factors(\AA^2)	Q<0.9
60	MG	1G	1753	1/1	0.93	0.06	127,127,127,127	0
60	MG	13	1631	1/1	0.93	0.12	77,77,77,77	0
60	MG	2K	101	1/1	0.93	0.13	89,89,89,89	0
60	MG	1G	1762	1/1	0.93	0.07	123,123,123,123	0
60	MG	13	1816	1/1	0.93	0.09	126,126,126,126	0
60	MG	13	1817	1/1	0.93	0.09	121,121,121,121	0
60	MG	1H	3038	1/1	0.93	0.34	84,84,84,84	0
60	MG	1H	3118	1/1	0.93	0.08	73,73,73,73	0
60	MG	2L	102	1/1	0.93	0.07	127,127,127,127	0
60	MG	1H	3617	1/1	0.93	0.16	91,91,91,91	0
60	MG	1H	3319	1/1	0.93	0.12	93,93,93,93	0
60	MG	1H	3063	1/1	0.93	0.09	51,51,51,51	0
60	MG	13	1706	1/1	0.93	0.12	87,87,87,87	0
60	MG	14	3404	1/1	0.93	0.05	111,111,111,111	0
60	MG	14	3408	1/1	0.93	0.08	107,107,107,107	0
60	MG	14	3411	1/1	0.93	0.07	81,81,81,81	0
60	MG	14	3173	1/1	0.93	0.14	65,65,65,65	0
60	MG	14	3175	1/1	0.93	0.10	78,78,78,78	0
60	MG	14	3176	1/1	0.93	0.16	78,78,78,78	0
60	MG	14	3479	1/1	0.93	0.10	113,113,113,113	0
60	MG	1H	3012	1/1	0.93	0.12	90,90,90,90	0
60	MG	14	3495	1/1	0.93	0.11	110,110,110,110	0
60	MG	1H	3146	1/1	0.93	0.22	67,67,67,67	0
60	MG	14	3513	1/1	0.93	0.08	111,111,111,111	0
60	MG	14	3254	1/1	0.93	0.05	110,110,110,110	0
60	MG	1G	1664	1/1	0.93	0.09	101,101,101,101	0
60	MG	1H	3067	1/1	0.93	0.10	75,75,75,75	0
60	MG	1H	3325	1/1	0.93	0.23	87,87,87,87	0
60	MG	14	3541	1/1	0.93	0.09	113,113,113,113	0
60	MG	14	3258	1/1	0.93	0.17	76,76,76,76	0
60	MG	14	3016	1/1	0.93	0.10	67,67,67,67	0
60	MG	14	3017	1/1	0.93	0.14	73,73,73,73	0
60	MG	14	3018	1/1	0.93	0.13	77,77,77,77	0
60	MG	1H	3287	1/1	0.93	0.15	81,81,81,81	0
60	MG	1H	3641	1/1	0.93	0.08	111,111,111,111	0
60	MG	14	3552	1/1	0.93	0.07	132,132,132,132	0
60	MG	14	3264	1/1	0.93	0.15	68,68,68,68	0
60	MG	14	3555	1/1	0.93	0.06	120,120,120,120	0
60	MG	13	1787	1/1	0.93	0.09	99,99,99,99	0
60	MG	1H	3292	1/1	0.93	0.07	96,96,96,96	0
60	MG	14	3572	1/1	0.93	0.10	119,119,119,119	0
60	MG	14	3111	1/1	0.93	0.17	84,84,84,84	0

Continued on next page...

Continued from previous page...

Mol	Type	Chain	Res	Atoms	RSCC	RSR	B-factors(\AA^2)	Q<0.9
60	MG	1H	3198	1/1	0.93	0.13	92,92,92,92	0
60	MG	1H	3126	1/1	0.93	0.25	80,80,80,80	0
60	MG	1H	3417	1/1	0.93	0.09	95,95,95,95	0
60	MG	1H	3422	1/1	0.93	0.10	96,96,96,96	0
60	MG	14	3031	1/1	0.93	0.07	89,89,89,89	0
60	MG	1H	3002	1/1	0.93	0.17	49,49,49,49	0
60	MG	1H	3668	1/1	0.93	0.14	97,97,97,97	0
60	MG	1H	3439	1/1	0.93	0.10	96,96,96,96	0
60	MG	1H	3469	1/1	0.93	0.11	85,85,85,85	0
60	MG	14	3037	1/1	0.93	0.32	71,71,71,71	0
60	MG	1G	1683	1/1	0.93	0.13	101,101,101,101	0
60	MG	1H	3299	1/1	0.93	0.11	83,83,83,83	0
60	MG	1H	3495	1/1	0.93	0.08	94,94,94,94	0
60	MG	14	3127	1/1	0.93	0.10	76,76,76,76	0
60	MG	1H	3153	1/1	0.93	0.30	81,81,81,81	0
60	MG	14	3299	1/1	0.93	0.10	94,94,94,94	0
60	MG	1H	3301	1/1	0.93	0.10	99,99,99,99	0
60	MG	1H	3516	1/1	0.93	0.06	126,126,126,126	0
60	MG	1H	3130	1/1	0.93	0.13	87,87,87,87	0
60	MG	1G	1635	1/1	0.93	0.17	81,81,81,81	0
60	MG	1H	3016	1/1	0.93	0.16	70,70,70,70	0
60	MG	1H	3132	1/1	0.93	0.09	79,79,79,79	0
60	MG	14	3135	1/1	0.93	0.12	81,81,81,81	0
60	MG	14	3057	1/1	0.93	0.12	69,69,69,69	0
60	MG	1H	3532	1/1	0.93	0.07	117,117,117,117	0
60	MG	1H	3537	1/1	0.93	0.07	93,93,93,93	0
60	MG	1H	3233	1/1	0.93	0.10	84,84,84,84	0
60	MG	1G	1731	1/1	0.94	0.24	93,93,93,93	0
60	MG	1G	1735	1/1	0.94	0.09	113,113,113,113	0
60	MG	14	3070	1/1	0.94	0.11	57,57,57,57	0
60	MG	1G	1737	1/1	0.94	0.07	112,112,112,112	0
60	MG	1H	3572	1/1	0.94	0.09	95,95,95,95	0
60	MG	16	219	1/1	0.94	0.14	104,104,104,104	0
60	MG	13	1802	1/1	0.94	0.17	103,103,103,103	0
60	MG	13	1757	1/1	0.94	0.06	120,120,120,120	0
60	MG	13	1742	1/1	0.94	0.16	103,103,103,103	0
60	MG	11	303	1/1	0.94	0.22	89,89,89,89	0
60	MG	6I	101	1/1	0.94	0.07	110,110,110,110	0
60	MG	1H	3587	1/1	0.94	0.06	79,79,79,79	0
60	MG	1H	3291	1/1	0.94	0.04	88,88,88,88	0
60	MG	13	1807	1/1	0.94	0.06	110,110,110,110	0
60	MG	13	1712	1/1	0.94	0.09	113,113,113,113	0

Continued on next page...

Continued from previous page...

Mol	Type	Chain	Res	Atoms	RSCC	RSR	B-factors(\AA^2)	Q<0.9
60	MG	14	3085	1/1	0.94	0.18	90,90,90,90	0
60	MG	1H	3295	1/1	0.94	0.06	85,85,85,85	0
60	MG	1H	3116	1/1	0.94	0.20	74,74,74,74	0
60	MG	1H	3055	1/1	0.94	0.16	55,55,55,55	0
60	MG	13	1694	1/1	0.94	0.10	79,79,79,79	0
60	MG	1H	3366	1/1	0.94	0.07	99,99,99,99	0
60	MG	1H	3369	1/1	0.94	0.06	88,88,88,88	0
60	MG	1H	3378	1/1	0.94	0.07	95,95,95,95	0
60	MG	14	3174	1/1	0.94	0.31	84,84,84,84	0
60	MG	14	3379	1/1	0.94	0.08	72,72,72,72	0
60	MG	14	3381	1/1	0.94	0.06	118,118,118,118	0
60	MG	1H	3611	1/1	0.94	0.06	120,120,120,120	0
60	MG	13	1789	1/1	0.94	0.06	109,109,109,109	0
60	MG	14	3253	1/1	0.94	0.14	86,86,86,86	0
60	MG	1H	3404	1/1	0.94	0.07	63,63,63,63	0
60	MG	14	3413	1/1	0.94	0.08	68,68,68,68	0
60	MG	1H	3200	1/1	0.94	0.07	69,69,69,69	0
60	MG	14	3416	1/1	0.94	0.11	61,61,61,61	0
60	MG	14	3179	1/1	0.94	0.12	92,92,92,92	0
60	MG	14	3099	1/1	0.94	0.14	90,90,90,90	0
60	MG	13	1793	1/1	0.94	0.14	118,118,118,118	0
60	MG	14	3101	1/1	0.94	0.06	112,112,112,112	0
60	MG	14	3014	1/1	0.94	0.17	73,73,73,73	0
60	MG	1H	3631	1/1	0.94	0.10	113,113,113,113	0
60	MG	14	3509	1/1	0.94	0.21	90,90,90,90	0
60	MG	1H	3123	1/1	0.94	0.14	77,77,77,77	0
60	MG	13	1710	1/1	0.94	0.07	94,94,94,94	0
60	MG	1H	3440	1/1	0.94	0.06	97,97,97,97	0
60	MG	1H	3443	1/1	0.94	0.09	117,117,117,117	0
60	MG	1H	3462	1/1	0.94	0.09	74,74,74,74	0
60	MG	1H	3468	1/1	0.94	0.16	73,73,73,73	0
60	MG	14	3026	1/1	0.94	0.17	52,52,52,52	0
60	MG	1G	1676	1/1	0.94	0.06	91,91,91,91	0
60	MG	14	3274	1/1	0.94	0.09	70,70,70,70	0
60	MG	1H	3177	1/1	0.94	0.37	82,82,82,82	0
60	MG	14	3276	1/1	0.94	0.17	77,77,77,77	0
60	MG	14	3277	1/1	0.94	0.09	84,84,84,84	0
60	MG	14	3278	1/1	0.94	0.13	85,85,85,85	0
60	MG	1H	3645	1/1	0.94	0.15	94,94,94,94	0
60	MG	1H	3473	1/1	0.94	0.10	95,95,95,95	0
60	MG	14	3565	1/1	0.94	0.08	125,125,125,125	0
60	MG	1H	3482	1/1	0.94	0.07	90,90,90,90	0

Continued on next page...

Continued from previous page...

Mol	Type	Chain	Res	Atoms	RSCC	RSR	B-factors(\AA^2)	Q<0.9
60	MG	14	3567	1/1	0.94	0.07	104,104,104,104	0
60	MG	14	3569	1/1	0.94	0.21	97,97,97,97	0
60	MG	13	1823	1/1	0.94	0.05	124,124,124,124	0
60	MG	1G	1623	1/1	0.94	0.25	86,86,86,86	0
60	MG	14	3576	1/1	0.94	0.15	101,101,101,101	0
60	MG	1H	3653	1/1	0.94	0.05	122,122,122,122	0
60	MG	1H	3151	1/1	0.94	0.25	82,82,82,82	0
60	MG	14	3580	1/1	0.94	0.07	103,103,103,103	0
60	MG	1H	3500	1/1	0.94	0.07	100,100,100,100	0
60	MG	14	3202	1/1	0.94	0.04	90,90,90,90	0
60	MG	14	3591	1/1	0.94	0.05	120,120,120,120	0
60	MG	1H	3660	1/1	0.94	0.06	124,124,124,124	0
60	MG	1G	1691	1/1	0.94	0.10	101,101,101,101	0
60	MG	14	3205	1/1	0.94	0.25	85,85,85,85	0
60	MG	1H	3081	1/1	0.94	0.13	78,78,78,78	0
60	MG	14	3300	1/1	0.94	0.09	98,98,98,98	0
60	MG	14	3603	1/1	0.94	0.06	116,116,116,116	0
60	MG	1H	3506	1/1	0.94	0.07	119,119,119,119	0
60	MG	1H	3127	1/1	0.94	0.09	57,57,57,57	0
60	MG	13	1799	1/1	0.94	0.06	104,104,104,104	0
60	MG	1H	3004	1/1	0.94	0.12	71,71,71,71	0
60	MG	1H	3157	1/1	0.94	0.13	68,68,68,68	0
60	MG	1H	3104	1/1	0.94	0.28	75,75,75,75	0
60	MG	14	3307	1/1	0.94	0.11	90,90,90,90	0
60	MG	1H	3064	1/1	0.94	0.11	64,64,64,64	0
60	MG	1G	1709	1/1	0.94	0.06	81,81,81,81	0
60	MG	1H	3533	1/1	0.94	0.06	117,117,117,117	0
60	MG	1H	3005	1/1	0.94	0.18	64,64,64,64	0
60	MG	1H	3086	1/1	0.94	0.17	79,79,79,79	0
60	MG	1H	3552	1/1	0.94	0.13	98,98,98,98	0
60	MG	1H	3041	1/1	0.94	0.12	53,53,53,53	0
60	MG	14	3317	1/1	0.94	0.09	102,102,102,102	0
60	MG	1H	3571	1/1	0.94	0.07	106,106,106,106	0
60	MG	16	215	1/1	0.94	0.06	101,101,101,101	0
60	MG	14	3066	1/1	0.94	0.11	73,73,73,73	0
60	MG	14	3067	1/1	0.94	0.17	59,59,59,59	0
60	MG	14	3013	1/1	0.95	0.14	64,64,64,64	0
60	MG	1H	3003	1/1	0.95	0.13	68,68,68,68	0
60	MG	13	1779	1/1	0.95	0.04	105,105,105,105	0
60	MG	1H	3599	1/1	0.95	0.09	105,105,105,105	0
60	MG	41	201	1/1	0.95	0.11	86,86,86,86	0
60	MG	14	3019	1/1	0.95	0.13	83,83,83,83	0

Continued on next page...

Continued from previous page...

Mol	Type	Chain	Res	Atoms	RSCC	RSR	B-factors(\AA^2)	Q<0.9
60	MG	1H	3427	1/1	0.95	0.05	104,104,104,104	0
60	MG	1H	3603	1/1	0.95	0.19	85,85,85,85	0
60	MG	1H	3305	1/1	0.95	0.07	85,85,85,85	0
60	MG	13	1782	1/1	0.95	0.16	101,101,101,101	0
60	MG	1H	3607	1/1	0.95	0.04	156,156,156,156	0
60	MG	P8	101	1/1	0.95	0.18	75,75,75,75	0
60	MG	Q8	401	1/1	0.95	0.18	87,87,87,87	0
60	MG	1H	3107	1/1	0.95	0.07	77,77,77,77	0
60	MG	1H	3006	1/1	0.95	0.08	59,59,59,59	0
60	MG	1H	3612	1/1	0.95	0.07	124,124,124,124	0
60	MG	1G	1677	1/1	0.95	0.12	79,79,79,79	0
60	MG	1H	3616	1/1	0.95	0.10	97,97,97,97	0
60	MG	1H	3042	1/1	0.95	0.10	78,78,78,78	0
60	MG	1H	3271	1/1	0.95	0.05	74,74,74,74	0
60	MG	13	1751	1/1	0.95	0.07	88,88,88,88	0
60	MG	14	3136	1/1	0.95	0.15	75,75,75,75	0
60	MG	1H	3471	1/1	0.95	0.13	73,73,73,73	0
60	MG	1G	1685	1/1	0.95	0.08	121,121,121,121	0
60	MG	1H	3089	1/1	0.95	0.12	76,76,76,76	0
60	MG	14	3042	1/1	0.95	0.12	84,84,84,84	0
60	MG	1H	3633	1/1	0.95	0.18	96,96,96,96	0
60	MG	14	3346	1/1	0.95	0.25	81,81,81,81	0
60	MG	14	3370	1/1	0.95	0.07	107,107,107,107	0
60	MG	1H	3476	1/1	0.95	0.07	61,61,61,61	0
60	MG	14	3046	1/1	0.95	0.17	80,80,80,80	0
60	MG	14	3398	1/1	0.95	0.12	90,90,90,90	0
60	MG	14	3048	1/1	0.95	0.10	79,79,79,79	0
60	MG	1H	3276	1/1	0.95	0.11	64,64,64,64	0
60	MG	14	3050	1/1	0.95	0.10	68,68,68,68	0
60	MG	14	3051	1/1	0.95	0.11	55,55,55,55	0
60	MG	14	3412	1/1	0.95	0.08	59,59,59,59	0
60	MG	1H	3214	1/1	0.95	0.10	63,63,63,63	0
60	MG	1H	3215	1/1	0.95	0.06	71,71,71,71	0
60	MG	1H	3499	1/1	0.95	0.14	82,82,82,82	0
60	MG	1H	3137	1/1	0.95	0.08	82,82,82,82	0
60	MG	1H	3642	1/1	0.95	0.15	99,99,99,99	0
60	MG	14	3444	1/1	0.95	0.12	72,72,72,72	0
60	MG	14	3445	1/1	0.95	0.05	98,98,98,98	0
60	MG	14	3446	1/1	0.95	0.06	95,95,95,95	0
60	MG	14	3456	1/1	0.95	0.06	87,87,87,87	0
60	MG	14	3473	1/1	0.95	0.07	97,97,97,97	0
60	MG	1H	3503	1/1	0.95	0.06	91,91,91,91	0

Continued on next page...

Continued from previous page...

Mol	Type	Chain	Res	Atoms	RSCC	RSR	B-factors(\AA^2)	Q<0.9
60	MG	14	3487	1/1	0.95	0.06	123,123,123,123	0
60	MG	1H	3046	1/1	0.95	0.07	59,59,59,59	0
60	MG	1H	3025	1/1	0.95	0.07	68,68,68,68	0
60	MG	14	3499	1/1	0.95	0.08	87,87,87,87	0
60	MG	1H	3647	1/1	0.95	0.12	96,96,96,96	0
60	MG	14	3508	1/1	0.95	0.06	99,99,99,99	0
60	MG	14	3162	1/1	0.95	0.30	79,79,79,79	0
60	MG	14	3510	1/1	0.95	0.08	92,92,92,92	0
60	MG	1G	1702	1/1	0.95	0.04	123,123,123,123	0
60	MG	13	1808	1/1	0.95	0.11	104,104,104,104	0
60	MG	1G	1708	1/1	0.95	0.05	121,121,121,121	0
60	MG	14	3526	1/1	0.95	0.05	97,97,97,97	0
60	MG	14	3528	1/1	0.95	0.26	85,85,85,85	0
60	MG	14	3529	1/1	0.95	0.07	97,97,97,97	0
60	MG	13	1810	1/1	0.95	0.05	114,114,114,114	0
60	MG	1H	3651	1/1	0.95	0.06	107,107,107,107	0
60	MG	1H	3050	1/1	0.95	0.19	63,63,63,63	0
60	MG	1H	3289	1/1	0.95	0.14	102,102,102,102	0
60	MG	1H	3656	1/1	0.95	0.15	79,79,79,79	0
60	MG	1H	3526	1/1	0.95	0.06	102,102,102,102	0
60	MG	1H	3074	1/1	0.95	0.08	77,77,77,77	0
60	MG	1G	1729	1/1	0.95	0.08	112,112,112,112	0
60	MG	1H	3662	1/1	0.95	0.17	93,93,93,93	0
60	MG	14	3271	1/1	0.95	0.08	79,79,79,79	0
60	MG	14	3272	1/1	0.95	0.16	79,79,79,79	0
60	MG	14	3075	1/1	0.95	0.13	65,65,65,65	0
60	MG	14	3563	1/1	0.95	0.07	112,112,112,112	0
60	MG	1H	3666	1/1	0.95	0.13	108,108,108,108	0
60	MG	1H	3119	1/1	0.95	0.06	56,56,56,56	0
60	MG	1G	1736	1/1	0.95	0.05	136,136,136,136	0
60	MG	13	1788	1/1	0.95	0.10	92,92,92,92	0
60	MG	13	1741	1/1	0.95	0.06	104,104,104,104	0
60	MG	1H	3538	1/1	0.95	0.07	101,101,101,101	0
60	MG	14	3573	1/1	0.95	0.13	93,93,93,93	0
60	MG	14	3282	1/1	0.95	0.13	87,87,87,87	0
60	MG	14	3283	1/1	0.95	0.13	75,75,75,75	0
60	MG	1H	3539	1/1	0.95	0.12	97,97,97,97	0
60	MG	1G	1748	1/1	0.95	0.05	123,123,123,123	0
60	MG	1H	3294	1/1	0.95	0.14	73,73,73,73	0
60	MG	14	3587	1/1	0.95	0.08	113,113,113,113	0
60	MG	13	1611	1/1	0.95	0.04	96,96,96,96	0
60	MG	16	205	1/1	0.95	0.12	81,81,81,81	0

Continued on next page...

Continued from previous page...

Mol	Type	Chain	Res	Atoms	RSCC	RSR	B-factors(\AA^2)	Q<0.9
60	MG	1H	3558	1/1	0.95	0.05	110,110,110,110	0
60	MG	1G	1755	1/1	0.95	0.04	135,135,135,135	0
60	MG	14	3091	1/1	0.95	0.11	84,84,84,84	0
60	MG	1G	1757	1/1	0.95	0.05	134,134,134,134	0
60	MG	1G	1759	1/1	0.95	0.07	106,106,106,106	0
60	MG	1H	3561	1/1	0.95	0.14	88,88,88,88	0
60	MG	1H	3333	1/1	0.95	0.12	60,60,60,60	0
60	MG	1H	3342	1/1	0.95	0.09	54,54,54,54	0
60	MG	1H	3349	1/1	0.95	0.12	62,62,62,62	0
60	MG	2A	201	1/1	0.95	0.09	95,95,95,95	0
60	MG	13	1609	1/1	0.95	0.15	73,73,73,73	0
60	MG	1H	3355	1/1	0.95	0.05	91,91,91,91	0
60	MG	13	1797	1/1	0.95	0.06	113,113,113,113	0
60	MG	1H	3580	1/1	0.95	0.08	105,105,105,105	0
60	MG	16	217	1/1	0.95	0.11	105,105,105,105	0
60	MG	14	3002	1/1	0.95	0.10	72,72,72,72	0
60	MG	39	301	1/1	0.95	0.11	103,103,103,103	0
60	MG	1H	3015	1/1	0.95	0.18	56,56,56,56	0
60	MG	13	1771	1/1	0.95	0.11	110,110,110,110	0
60	MG	13	1726	1/1	0.95	0.10	96,96,96,96	0
60	MG	1H	3388	1/1	0.95	0.05	104,104,104,104	0
60	MG	14	3314	1/1	0.95	0.15	90,90,90,90	0
60	MG	1H	3592	1/1	0.95	0.18	84,84,84,84	0
60	MG	1H	3402	1/1	0.95	0.09	77,77,77,77	0
60	MG	1H	3128	1/1	0.95	0.05	75,75,75,75	0
60	MG	14	3114	1/1	0.95	0.10	85,85,85,85	0
60	MG	1H	3441	1/1	0.96	0.05	86,86,86,86	0
60	MG	1H	3442	1/1	0.96	0.12	92,92,92,92	0
60	MG	1H	3277	1/1	0.96	0.10	78,78,78,78	0
60	MG	14	3149	1/1	0.96	0.07	91,91,91,91	0
60	MG	1H	3574	1/1	0.96	0.06	91,91,91,91	0
60	MG	1H	3449	1/1	0.96	0.06	58,58,58,58	0
60	MG	1G	1732	1/1	0.96	0.05	100,100,100,100	0
60	MG	14	3154	1/1	0.96	0.08	77,77,77,77	0
60	MG	14	3353	1/1	0.96	0.06	83,83,83,83	0
60	MG	14	3356	1/1	0.96	0.05	106,106,106,106	0
60	MG	14	3363	1/1	0.96	0.07	79,79,79,79	0
60	MG	1H	3578	1/1	0.96	0.08	97,97,97,97	0
60	MG	1H	3452	1/1	0.96	0.07	80,80,80,80	0
60	MG	14	3064	1/1	0.96	0.13	65,65,65,65	0
60	MG	14	3385	1/1	0.96	0.08	101,101,101,101	0
60	MG	1H	3458	1/1	0.96	0.12	96,96,96,96	0

Continued on next page...

Continued from previous page...

Mol	Type	Chain	Res	Atoms	RSCC	RSR	B-factors(\AA^2)	Q<0.9
60	MG	14	3399	1/1	0.96	0.04	133,133,133,133	0
60	MG	1H	3581	1/1	0.96	0.08	96,96,96,96	0
60	MG	1H	3459	1/1	0.96	0.10	92,92,92,92	0
60	MG	1G	1742	1/1	0.96	0.05	100,100,100,100	0
60	MG	1H	3584	1/1	0.96	0.09	94,94,94,94	0
60	MG	1G	1747	1/1	0.96	0.16	96,96,96,96	0
60	MG	1H	3586	1/1	0.96	0.06	122,122,122,122	0
60	MG	1G	1749	1/1	0.96	0.19	84,84,84,84	0
60	MG	1H	3461	1/1	0.96	0.09	68,68,68,68	0
60	MG	13	1720	1/1	0.96	0.07	108,108,108,108	0
60	MG	14	3419	1/1	0.96	0.04	126,126,126,126	0
60	MG	14	3421	1/1	0.96	0.10	96,96,96,96	0
60	MG	13	1803	1/1	0.96	0.04	143,143,143,143	0
60	MG	14	3425	1/1	0.96	0.11	100,100,100,100	0
60	MG	14	3431	1/1	0.96	0.10	75,75,75,75	0
60	MG	14	3441	1/1	0.96	0.07	92,92,92,92	0
60	MG	13	1804	1/1	0.96	0.05	114,114,114,114	0
60	MG	1H	3470	1/1	0.96	0.11	98,98,98,98	0
60	MG	13	1744	1/1	0.96	0.05	116,116,116,116	0
60	MG	14	3448	1/1	0.96	0.09	77,77,77,77	0
60	MG	14	3449	1/1	0.96	0.06	73,73,73,73	0
60	MG	14	3451	1/1	0.96	0.07	87,87,87,87	0
60	MG	14	3266	1/1	0.96	0.14	102,102,102,102	0
60	MG	14	3459	1/1	0.96	0.06	97,97,97,97	0
60	MG	14	3463	1/1	0.96	0.07	92,92,92,92	0
60	MG	14	3468	1/1	0.96	0.06	117,117,117,117	0
60	MG	14	3472	1/1	0.96	0.05	88,88,88,88	0
60	MG	1G	1758	1/1	0.96	0.06	137,137,137,137	0
60	MG	14	3475	1/1	0.96	0.06	104,104,104,104	0
60	MG	14	3477	1/1	0.96	0.06	110,110,110,110	0
60	MG	1H	3596	1/1	0.96	0.05	109,109,109,109	0
60	MG	14	3480	1/1	0.96	0.06	111,111,111,111	0
60	MG	14	3483	1/1	0.96	0.06	108,108,108,108	0
60	MG	14	3486	1/1	0.96	0.08	107,107,107,107	0
60	MG	13	1660	1/1	0.96	0.08	94,94,94,94	0
60	MG	1H	3152	1/1	0.96	0.08	83,83,83,83	0
60	MG	1G	1763	1/1	0.96	0.04	123,123,123,123	0
60	MG	1G	1765	1/1	0.96	0.05	117,117,117,117	0
60	MG	14	3501	1/1	0.96	0.05	103,103,103,103	0
60	MG	1H	3478	1/1	0.96	0.11	87,87,87,87	0
60	MG	14	3503	1/1	0.96	0.05	101,101,101,101	0
60	MG	14	3505	1/1	0.96	0.05	98,98,98,98	0

Continued on next page...

Continued from previous page...

Mol	Type	Chain	Res	Atoms	RSCC	RSR	B-factors(\AA^2)	Q<0.9
60	MG	1H	3600	1/1	0.96	0.04	122,122,122,122	0
60	MG	52	201	1/1	0.96	0.10	125,125,125,125	0
60	MG	14	3089	1/1	0.96	0.13	75,75,75,75	0
60	MG	14	3512	1/1	0.96	0.07	98,98,98,98	0
60	MG	1H	3480	1/1	0.96	0.09	95,95,95,95	0
60	MG	1H	3054	1/1	0.96	0.11	45,45,45,45	0
60	MG	14	3518	1/1	0.96	0.06	124,124,124,124	0
60	MG	14	3520	1/1	0.96	0.12	91,91,91,91	0
60	MG	11	306	1/1	0.96	0.05	95,95,95,95	0
60	MG	14	3523	1/1	0.96	0.03	140,140,140,140	0
60	MG	14	3280	1/1	0.96	0.10	74,74,74,74	0
60	MG	14	3281	1/1	0.96	0.11	64,64,64,64	0
60	MG	13	1749	1/1	0.96	0.07	112,112,112,112	0
60	MG	14	3532	1/1	0.96	0.07	80,80,80,80	0
60	MG	1H	3491	1/1	0.96	0.09	79,79,79,79	0
60	MG	14	3534	1/1	0.96	0.09	110,110,110,110	0
60	MG	1H	3606	1/1	0.96	0.04	112,112,112,112	0
60	MG	1H	3362	1/1	0.96	0.07	75,75,75,75	0
60	MG	14	3542	1/1	0.96	0.07	97,97,97,97	0
60	MG	1H	3033	1/1	0.96	0.07	79,79,79,79	0
60	MG	13	1610	1/1	0.96	0.09	88,88,88,88	0
60	MG	14	3007	1/1	0.96	0.12	78,78,78,78	0
60	MG	14	3291	1/1	0.96	0.16	68,68,68,68	0
60	MG	14	3548	1/1	0.96	0.05	104,104,104,104	0
60	MG	14	3292	1/1	0.96	0.14	72,72,72,72	0
60	MG	1H	3373	1/1	0.96	0.08	68,68,68,68	0
60	MG	14	3551	1/1	0.96	0.08	125,125,125,125	0
60	MG	1H	3615	1/1	0.96	0.06	103,103,103,103	0
60	MG	I8	101	1/1	0.96	0.07	94,94,94,94	0
60	MG	14	3103	1/1	0.96	0.22	81,81,81,81	0
60	MG	14	3556	1/1	0.96	0.13	112,112,112,112	0
60	MG	14	3557	1/1	0.96	0.06	93,93,93,93	0
60	MG	13	1703	1/1	0.96	0.09	74,74,74,74	0
60	MG	13	1709	1/1	0.96	0.06	89,89,89,89	0
60	MG	1H	3510	1/1	0.96	0.07	106,106,106,106	0
60	MG	1H	3382	1/1	0.96	0.07	72,72,72,72	0
60	MG	1H	3384	1/1	0.96	0.10	53,53,53,53	0
60	MG	1G	1603	1/1	0.96	0.09	95,95,95,95	0
60	MG	14	3571	1/1	0.96	0.04	108,108,108,108	0
60	MG	1H	3629	1/1	0.96	0.12	103,103,103,103	0
60	MG	1H	3630	1/1	0.96	0.04	141,141,141,141	0
60	MG	14	3574	1/1	0.96	0.10	87,87,87,87	0

Continued on next page...

Continued from previous page...

Mol	Type	Chain	Res	Atoms	RSCC	RSR	B-factors(\AA^2)	Q<0.9
60	MG	13	1695	1/1	0.96	0.11	88,88,88,88	0
60	MG	14	3113	1/1	0.96	0.06	64,64,64,64	0
60	MG	1H	3518	1/1	0.96	0.08	102,102,102,102	0
60	MG	14	3579	1/1	0.96	0.13	100,100,100,100	0
60	MG	1H	3391	1/1	0.96	0.15	92,92,92,92	0
60	MG	14	3582	1/1	0.96	0.06	118,118,118,118	0
60	MG	13	1763	1/1	0.96	0.05	112,112,112,112	0
60	MG	14	3025	1/1	0.96	0.04	89,89,89,89	0
60	MG	14	3588	1/1	0.96	0.07	124,124,124,124	0
60	MG	14	3311	1/1	0.96	0.23	87,87,87,87	0
60	MG	13	1796	1/1	0.96	0.07	97,97,97,97	0
60	MG	1H	3528	1/1	0.96	0.12	112,112,112,112	0
60	MG	1H	3409	1/1	0.96	0.06	93,93,93,93	0
60	MG	14	3595	1/1	0.96	0.15	96,96,96,96	0
60	MG	14	3596	1/1	0.96	0.14	95,95,95,95	0
60	MG	1H	3411	1/1	0.96	0.06	76,76,76,76	0
60	MG	1H	3412	1/1	0.96	0.07	61,61,61,61	0
60	MG	1H	3643	1/1	0.96	0.10	111,111,111,111	0
60	MG	14	3600	1/1	0.96	0.07	122,122,122,122	0
60	MG	13	1819	1/1	0.96	0.11	103,103,103,103	0
60	MG	13	1602	1/1	0.96	0.17	68,68,68,68	0
60	MG	14	3607	1/1	0.96	0.14	98,98,98,98	0
60	MG	1H	3542	1/1	0.96	0.04	127,127,127,127	0
60	MG	1H	3424	1/1	0.96	0.05	110,110,110,110	0
60	MG	1H	3545	1/1	0.96	0.08	84,84,84,84	0
60	MG	1H	3547	1/1	0.96	0.05	110,110,110,110	0
60	MG	1J	205	1/1	0.96	0.05	113,113,113,113	0
60	MG	13	1768	1/1	0.96	0.07	100,100,100,100	0
60	MG	1H	3555	1/1	0.96	0.15	93,93,93,93	0
60	MG	1H	3557	1/1	0.96	0.09	104,104,104,104	0
60	MG	14	3043	1/1	0.96	0.33	67,67,67,67	0
60	MG	1G	1627	1/1	0.96	0.11	117,117,117,117	0
60	MG	1H	3226	1/1	0.96	0.07	74,74,74,74	0
60	MG	13	1827	1/1	0.96	0.08	112,112,112,112	0
60	MG	1H	3567	1/1	0.96	0.10	70,70,70,70	0
60	MG	1G	1716	1/1	0.96	0.07	98,98,98,98	0
60	MG	13	1800	1/1	0.96	0.15	103,103,103,103	0
60	MG	14	3141	1/1	0.96	0.08	72,72,72,72	0
60	MG	1H	3664	1/1	0.96	0.13	97,97,97,97	0
60	MG	1G	1720	1/1	0.96	0.06	127,127,127,127	0
60	MG	1H	3569	1/1	0.96	0.06	85,85,85,85	0
60	MG	F5	101	1/1	0.96	0.17	92,92,92,92	0

Continued on next page...

Continued from previous page...

Mol	Type	Chain	Res	Atoms	RSCC	RSR	B-factors(\AA^2)	Q<0.9
60	MG	1G	1726	1/1	0.96	0.06	108,108,108,108	0
60	MG	14	3432	1/1	0.97	0.05	71,71,71,71	0
60	MG	14	3436	1/1	0.97	0.09	86,86,86,86	0
60	MG	13	1786	1/1	0.97	0.07	100,100,100,100	0
60	MG	1H	3072	1/1	0.97	0.09	60,60,60,60	0
60	MG	1H	3235	1/1	0.97	0.06	58,58,58,58	0
60	MG	14	3076	1/1	0.97	0.07	71,71,71,71	0
60	MG	1H	3045	1/1	0.97	0.11	63,63,63,63	0
60	MG	1G	1644	1/1	0.97	0.07	95,95,95,95	0
60	MG	13	1762	1/1	0.97	0.04	115,115,115,115	0
60	MG	14	3452	1/1	0.97	0.04	108,108,108,108	0
60	MG	14	3455	1/1	0.97	0.05	78,78,78,78	0
60	MG	1H	3019	1/1	0.97	0.10	50,50,50,50	0
60	MG	1H	3588	1/1	0.97	0.05	97,97,97,97	0
60	MG	1H	3589	1/1	0.97	0.15	83,83,83,83	0
60	MG	14	3467	1/1	0.97	0.05	105,105,105,105	0
60	MG	13	1614	1/1	0.97	0.08	97,97,97,97	0
60	MG	13	1764	1/1	0.97	0.06	80,80,80,80	0
60	MG	13	1811	1/1	0.97	0.04	95,95,95,95	0
60	MG	1H	3593	1/1	0.97	0.04	104,104,104,104	0
60	MG	14	3476	1/1	0.97	0.04	93,93,93,93	0
60	MG	16	214	1/1	0.97	0.07	102,102,102,102	0
60	MG	14	3285	1/1	0.97	0.09	81,81,81,81	0
60	MG	2K	106	1/1	0.97	0.08	100,100,100,100	0
60	MG	14	3481	1/1	0.97	0.08	88,88,88,88	0
60	MG	1G	1764	1/1	0.97	0.05	121,121,121,121	0
60	MG	14	3484	1/1	0.97	0.15	83,83,83,83	0
60	MG	14	3485	1/1	0.97	0.05	108,108,108,108	0
60	MG	1H	3383	1/1	0.97	0.12	77,77,77,77	0
60	MG	14	3289	1/1	0.97	0.09	84,84,84,84	0
60	MG	14	3489	1/1	0.97	0.04	104,104,104,104	0
60	MG	14	3490	1/1	0.97	0.12	92,92,92,92	0
60	MG	14	3492	1/1	0.97	0.05	73,73,73,73	0
60	MG	1H	3275	1/1	0.97	0.06	79,79,79,79	0
60	MG	14	3494	1/1	0.97	0.09	103,103,103,103	0
60	MG	13	1790	1/1	0.97	0.13	89,89,89,89	0
60	MG	1H	3001	1/1	0.97	0.07	57,57,57,57	0
60	MG	1H	3392	1/1	0.97	0.06	63,63,63,63	0
60	MG	1H	3394	1/1	0.97	0.05	72,72,72,72	0
60	MG	1H	3511	1/1	0.97	0.05	84,84,84,84	0
60	MG	14	3504	1/1	0.97	0.05	89,89,89,89	0
60	MG	1H	3512	1/1	0.97	0.18	93,93,93,93	0

Continued on next page...

Continued from previous page...

Mol	Type	Chain	Res	Atoms	RSCC	RSR	B-factors(\AA^2)	Q<0.9
60	MG	1H	3395	1/1	0.97	0.05	76,76,76,76	0
60	MG	1H	3515	1/1	0.97	0.13	94,94,94,94	0
60	MG	13	1791	1/1	0.97	0.04	127,127,127,127	0
60	MG	14	3511	1/1	0.97	0.08	113,113,113,113	0
60	MG	14	3003	1/1	0.97	0.10	83,83,83,83	0
60	MG	14	3004	1/1	0.97	0.13	82,82,82,82	0
60	MG	21	302	1/1	0.97	0.08	75,75,75,75	0
60	MG	1H	3279	1/1	0.97	0.07	68,68,68,68	0
60	MG	13	1792	1/1	0.97	0.05	102,102,102,102	0
60	MG	1H	3521	1/1	0.97	0.08	88,88,88,88	0
60	MG	78	201	1/1	0.97	0.17	80,80,80,80	0
60	MG	14	3525	1/1	0.97	0.04	92,92,92,92	0
60	MG	1H	3522	1/1	0.97	0.13	90,90,90,90	0
60	MG	14	3527	1/1	0.97	0.06	74,74,74,74	0
60	MG	1H	3614	1/1	0.97	0.09	96,96,96,96	0
60	MG	13	1629	1/1	0.97	0.11	74,74,74,74	0
60	MG	14	3531	1/1	0.97	0.17	68,68,68,68	0
60	MG	88	204	1/1	0.97	0.28	83,83,83,83	0
60	MG	1G	1675	1/1	0.97	0.03	130,130,130,130	0
60	MG	14	3015	1/1	0.97	0.06	68,68,68,68	0
60	MG	14	3535	1/1	0.97	0.06	100,100,100,100	0
60	MG	14	3536	1/1	0.97	0.12	82,82,82,82	0
60	MG	14	3537	1/1	0.97	0.09	88,88,88,88	0
60	MG	13	1767	1/1	0.97	0.06	94,94,94,94	0
60	MG	14	3539	1/1	0.97	0.09	82,82,82,82	0
60	MG	98	202	1/1	0.97	0.14	110,110,110,110	0
60	MG	1G	1678	1/1	0.97	0.04	87,87,87,87	0
60	MG	1H	3415	1/1	0.97	0.05	80,80,80,80	0
60	MG	14	3544	1/1	0.97	0.10	96,96,96,96	0
60	MG	13	1795	1/1	0.97	0.08	108,108,108,108	0
60	MG	1H	3531	1/1	0.97	0.04	101,101,101,101	0
60	MG	1H	3622	1/1	0.97	0.05	111,111,111,111	0
60	MG	1H	3626	1/1	0.97	0.18	78,78,78,78	0
60	MG	1G	1684	1/1	0.97	0.07	134,134,134,134	0
60	MG	13	1822	1/1	0.97	0.08	110,110,110,110	0
60	MG	13	1754	1/1	0.97	0.08	83,83,83,83	0
60	MG	1H	3534	1/1	0.97	0.05	105,105,105,105	0
60	MG	14	3553	1/1	0.97	0.12	94,94,94,94	0
60	MG	1H	3254	1/1	0.97	0.23	71,71,71,71	0
60	MG	1H	3632	1/1	0.97	0.03	119,119,119,119	0
60	MG	1H	3432	1/1	0.97	0.06	109,109,109,109	0
60	MG	1H	3433	1/1	0.97	0.07	109,109,109,109	0

Continued on next page...

Continued from previous page...

Mol	Type	Chain	Res	Atoms	RSCC	RSR	B-factors(\AA^2)	Q<0.9
60	MG	14	3558	1/1	0.97	0.14	103,103,103,103	0
60	MG	14	3560	1/1	0.97	0.08	104,104,104,104	0
60	MG	14	3033	1/1	0.97	0.11	80,80,80,80	0
60	MG	14	3564	1/1	0.97	0.08	94,94,94,94	0
60	MG	1H	3541	1/1	0.97	0.07	94,94,94,94	0
60	MG	1H	3434	1/1	0.97	0.06	117,117,117,117	0
60	MG	13	1826	1/1	0.97	0.12	98,98,98,98	0
60	MG	14	3232	1/1	0.97	0.03	108,108,108,108	0
60	MG	13	1748	1/1	0.97	0.07	134,134,134,134	0
60	MG	14	3038	1/1	0.97	0.11	47,47,47,47	0
60	MG	1G	1614	1/1	0.97	0.04	81,81,81,81	0
60	MG	14	3137	1/1	0.97	0.14	69,69,69,69	0
60	MG	1H	3546	1/1	0.97	0.07	103,103,103,103	0
60	MG	1H	3117	1/1	0.97	0.06	63,63,63,63	0
60	MG	13	1622	1/1	0.97	0.10	68,68,68,68	0
60	MG	1G	1706	1/1	0.97	0.12	120,120,120,120	0
60	MG	1H	3554	1/1	0.97	0.03	113,113,113,113	0
60	MG	14	3242	1/1	0.97	0.10	67,67,67,67	0
60	MG	14	3581	1/1	0.97	0.05	124,124,124,124	0
60	MG	13	1758	1/1	0.97	0.05	109,109,109,109	0
60	MG	13	1780	1/1	0.97	0.04	109,109,109,109	0
60	MG	14	3586	1/1	0.97	0.15	91,91,91,91	0
60	MG	1H	3445	1/1	0.97	0.07	72,72,72,72	0
60	MG	14	3352	1/1	0.97	0.06	64,64,64,64	0
60	MG	1G	1711	1/1	0.97	0.05	95,95,95,95	0
60	MG	1G	1712	1/1	0.97	0.04	107,107,107,107	0
60	MG	1H	3648	1/1	0.97	0.07	109,109,109,109	0
60	MG	14	3369	1/1	0.97	0.05	66,66,66,66	0
60	MG	1H	3560	1/1	0.97	0.05	110,110,110,110	0
60	MG	14	3372	1/1	0.97	0.08	90,90,90,90	0
60	MG	14	3374	1/1	0.97	0.06	74,74,74,74	0
60	MG	14	3377	1/1	0.97	0.06	65,65,65,65	0
60	MG	1G	1718	1/1	0.97	0.05	102,102,102,102	0
60	MG	13	1759	1/1	0.97	0.07	83,83,83,83	0
60	MG	14	3601	1/1	0.97	0.10	102,102,102,102	0
60	MG	14	3602	1/1	0.97	0.04	111,111,111,111	0
60	MG	14	3383	1/1	0.97	0.06	84,84,84,84	0
60	MG	14	3384	1/1	0.97	0.06	73,73,73,73	0
60	MG	1H	3564	1/1	0.97	0.07	71,71,71,71	0
60	MG	14	3387	1/1	0.97	0.08	70,70,70,70	0
60	MG	14	3389	1/1	0.97	0.09	88,88,88,88	0
60	MG	14	3393	1/1	0.97	0.16	74,74,74,74	0

Continued on next page...

Continued from previous page...

Mol	Type	Chain	Res	Atoms	RSCC	RSR	B-factors(\AA^2)	Q<0.9
60	MG	1H	3652	1/1	0.97	0.11	95,95,95,95	0
60	MG	1H	3450	1/1	0.97	0.05	94,94,94,94	0
60	MG	1J	206	1/1	0.97	0.04	109,109,109,109	0
60	MG	14	3400	1/1	0.97	0.04	109,109,109,109	0
60	MG	1H	3654	1/1	0.97	0.10	91,91,91,91	0
60	MG	13	1783	1/1	0.97	0.08	104,104,104,104	0
60	MG	14	3407	1/1	0.97	0.06	95,95,95,95	0
60	MG	29	304	1/1	0.97	0.07	71,71,71,71	0
60	MG	1H	3329	1/1	0.97	0.07	74,74,74,74	0
60	MG	1H	3657	1/1	0.97	0.12	105,105,105,105	0
60	MG	1H	3330	1/1	0.97	0.08	61,61,61,61	0
60	MG	25	201	1/1	0.97	0.03	121,121,121,121	0
60	MG	1H	3332	1/1	0.97	0.06	67,67,67,67	0
60	MG	1G	1733	1/1	0.97	0.04	106,106,106,106	0
60	MG	1H	3297	1/1	0.97	0.06	89,89,89,89	0
60	MG	1H	3464	1/1	0.97	0.08	69,69,69,69	0
60	MG	1H	3576	1/1	0.97	0.06	93,93,93,93	0
60	MG	1H	3467	1/1	0.97	0.06	92,92,92,92	0
60	MG	1G	1740	1/1	0.97	0.13	100,100,100,100	0
60	MG	13	1784	1/1	0.97	0.03	131,131,131,131	0
60	MG	1H	3343	1/1	0.97	0.06	71,71,71,71	0
60	MG	1H	3426	1/1	0.98	0.04	101,101,101,101	0
60	MG	1H	3335	1/1	0.98	0.04	57,57,57,57	0
60	MG	1H	3428	1/1	0.98	0.08	76,76,76,76	0
60	MG	14	3447	1/1	0.98	0.07	64,64,64,64	0
60	MG	1H	3519	1/1	0.98	0.04	88,88,88,88	0
60	MG	1H	3430	1/1	0.98	0.04	109,109,109,109	0
60	MG	14	3450	1/1	0.98	0.05	51,51,51,51	0
60	MG	1G	1700	1/1	0.98	0.04	78,78,78,78	0
60	MG	1G	1701	1/1	0.98	0.03	81,81,81,81	0
60	MG	14	3453	1/1	0.98	0.05	78,78,78,78	0
60	MG	14	3454	1/1	0.98	0.03	69,69,69,69	0
60	MG	1H	3431	1/1	0.98	0.07	96,96,96,96	0
60	MG	1G	1605	1/1	0.98	0.09	111,111,111,111	0
60	MG	14	3458	1/1	0.98	0.04	98,98,98,98	0
60	MG	14	3047	1/1	0.98	0.21	85,85,85,85	0
60	MG	14	3461	1/1	0.98	0.07	76,76,76,76	0
60	MG	14	3462	1/1	0.98	0.09	63,63,63,63	0
60	MG	1H	3619	1/1	0.98	0.03	127,127,127,127	0
60	MG	14	3465	1/1	0.98	0.04	84,84,84,84	0
60	MG	1H	3620	1/1	0.98	0.16	84,84,84,84	0
60	MG	1H	3523	1/1	0.98	0.05	104,104,104,104	0

Continued on next page...

Continued from previous page...

Mol	Type	Chain	Res	Atoms	RSCC	RSR	B-factors(\AA^2)	Q<0.9
60	MG	14	3469	1/1	0.98	0.08	91,91,91,91	0
60	MG	13	1736	1/1	0.98	0.04	87,87,87,87	0
60	MG	1H	3623	1/1	0.98	0.13	83,83,83,83	0
60	MG	1H	3624	1/1	0.98	0.09	96,96,96,96	0
60	MG	1G	1714	1/1	0.98	0.05	94,94,94,94	0
60	MG	1G	1715	1/1	0.98	0.10	102,102,102,102	0
60	MG	14	3478	1/1	0.98	0.09	55,55,55,55	0
60	MG	1H	3625	1/1	0.98	0.12	93,93,93,93	0
60	MG	1H	3525	1/1	0.98	0.09	97,97,97,97	0
60	MG	13	1824	1/1	0.98	0.06	96,96,96,96	0
60	MG	14	3482	1/1	0.98	0.06	67,67,67,67	0
60	MG	1H	3628	1/1	0.98	0.17	75,75,75,75	0
60	MG	13	1769	1/1	0.98	0.04	81,81,81,81	0
60	MG	1G	1722	1/1	0.98	0.11	97,97,97,97	0
60	MG	1G	1723	1/1	0.98	0.04	125,125,125,125	0
60	MG	1H	3435	1/1	0.98	0.04	103,103,103,103	0
60	MG	14	3488	1/1	0.98	0.05	100,100,100,100	0
60	MG	1G	1725	1/1	0.98	0.05	110,110,110,110	0
60	MG	1H	3529	1/1	0.98	0.08	88,88,88,88	0
60	MG	1H	3436	1/1	0.98	0.06	75,75,75,75	0
60	MG	1H	3350	1/1	0.98	0.06	66,66,66,66	0
60	MG	1H	3351	1/1	0.98	0.04	57,57,57,57	0
60	MG	1H	3062	1/1	0.98	0.07	71,71,71,71	0
60	MG	14	3497	1/1	0.98	0.04	105,105,105,105	0
60	MG	14	3498	1/1	0.98	0.04	118,118,118,118	0
60	MG	1H	3636	1/1	0.98	0.03	121,121,121,121	0
60	MG	14	3500	1/1	0.98	0.06	114,114,114,114	0
60	MG	1H	3535	1/1	0.98	0.12	78,78,78,78	0
60	MG	13	1753	1/1	0.98	0.09	91,91,91,91	0
60	MG	1G	1734	1/1	0.98	0.06	90,90,90,90	0
60	MG	1H	3356	1/1	0.98	0.05	104,104,104,104	0
60	MG	1H	3360	1/1	0.98	0.04	68,68,68,68	0
60	MG	14	3507	1/1	0.98	0.05	90,90,90,90	0
60	MG	1H	3540	1/1	0.98	0.17	77,77,77,77	0
60	MG	1H	3284	1/1	0.98	0.03	93,93,93,93	0
60	MG	1G	1739	1/1	0.98	0.07	119,119,119,119	0
60	MG	1H	3446	1/1	0.98	0.04	63,63,63,63	0
60	MG	1H	3543	1/1	0.98	0.08	116,116,116,116	0
60	MG	1H	3448	1/1	0.98	0.06	65,65,65,65	0
60	MG	1G	1743	1/1	0.98	0.08	100,100,100,100	0
60	MG	14	3517	1/1	0.98	0.11	80,80,80,80	0
60	MG	1G	1744	1/1	0.98	0.05	143,143,143,143	0

Continued on next page...

Continued from previous page...

Mol	Type	Chain	Res	Atoms	RSCC	RSR	B-factors(\AA^2)	Q<0.9
60	MG	14	3519	1/1	0.98	0.04	98,98,98,98	0
60	MG	1H	3364	1/1	0.98	0.07	80,80,80,80	0
60	MG	1G	1746	1/1	0.98	0.08	96,96,96,96	0
60	MG	14	3522	1/1	0.98	0.03	108,108,108,108	0
60	MG	1H	3365	1/1	0.98	0.05	85,85,85,85	0
60	MG	14	3524	1/1	0.98	0.03	107,107,107,107	0
60	MG	1H	3451	1/1	0.98	0.06	59,59,59,59	0
60	MG	1H	3548	1/1	0.98	0.05	100,100,100,100	0
60	MG	1H	3549	1/1	0.98	0.05	106,106,106,106	0
60	MG	13	1773	1/1	0.98	0.07	99,99,99,99	0
60	MG	1G	1752	1/1	0.98	0.11	147,147,147,147	0
60	MG	1H	3454	1/1	0.98	0.03	86,86,86,86	0
60	MG	1H	3457	1/1	0.98	0.03	97,97,97,97	0
60	MG	1H	3044	1/1	0.98	0.08	68,68,68,68	0
60	MG	1G	1756	1/1	0.98	0.03	128,128,128,128	0
60	MG	1H	3370	1/1	0.98	0.05	59,59,59,59	0
60	MG	1H	3559	1/1	0.98	0.11	91,91,91,91	0
60	MG	13	1798	1/1	0.98	0.04	91,91,91,91	0
60	MG	1G	1760	1/1	0.98	0.05	110,110,110,110	0
60	MG	1H	3659	1/1	0.98	0.06	97,97,97,97	0
60	MG	1H	3377	1/1	0.98	0.04	102,102,102,102	0
60	MG	14	3217	1/1	0.98	0.14	72,72,72,72	0
60	MG	1H	3661	1/1	0.98	0.05	97,97,97,97	0
60	MG	1H	3562	1/1	0.98	0.07	85,85,85,85	0
60	MG	1H	3563	1/1	0.98	0.03	105,105,105,105	0
60	MG	1H	3665	1/1	0.98	0.11	83,83,83,83	0
60	MG	1H	3463	1/1	0.98	0.11	75,75,75,75	0
60	MG	32	302	1/1	0.98	0.03	126,126,126,126	0
60	MG	1H	3565	1/1	0.98	0.05	94,94,94,94	0
60	MG	1H	3288	1/1	0.98	0.05	84,84,84,84	0
60	MG	1H	3465	1/1	0.98	0.04	87,87,87,87	0
60	MG	1H	3466	1/1	0.98	0.09	80,80,80,80	0
60	MG	1H	3570	1/1	0.98	0.12	71,71,71,71	0
60	MG	13	1812	1/1	0.98	0.04	117,117,117,117	0
60	MG	1H	3173	1/1	0.98	0.03	74,74,74,74	0
60	MG	13	1813	1/1	0.98	0.05	113,113,113,113	0
60	MG	13	1737	1/1	0.98	0.09	90,90,90,90	0
60	MG	14	3355	1/1	0.98	0.05	67,67,67,67	0
60	MG	14	3559	1/1	0.98	0.05	120,120,120,120	0
60	MG	13	1815	1/1	0.98	0.05	103,103,103,103	0
60	MG	14	3562	1/1	0.98	0.10	99,99,99,99	0
60	MG	14	3359	1/1	0.98	0.05	79,79,79,79	0

Continued on next page...

Continued from previous page...

Mol	Type	Chain	Res	Atoms	RSCC	RSR	B-factors(\AA^2)	Q<0.9
60	MG	13	1776	1/1	0.98	0.04	71,71,71,71	0
60	MG	14	3368	1/1	0.98	0.05	76,76,76,76	0
60	MG	1H	3475	1/1	0.98	0.10	78,78,78,78	0
60	MG	1H	3051	1/1	0.98	0.10	71,71,71,71	0
60	MG	14	3568	1/1	0.98	0.04	78,78,78,78	0
60	MG	13	1801	1/1	0.98	0.14	97,97,97,97	0
60	MG	13	1740	1/1	0.98	0.04	108,108,108,108	0
60	MG	14	3376	1/1	0.98	0.05	63,63,63,63	0
60	MG	16	213	1/1	0.98	0.03	84,84,84,84	0
60	MG	1H	3481	1/1	0.98	0.04	81,81,81,81	0
60	MG	14	3380	1/1	0.98	0.04	82,82,82,82	0
60	MG	14	3575	1/1	0.98	0.06	101,101,101,101	0
60	MG	1H	3398	1/1	0.98	0.04	55,55,55,55	0
60	MG	14	3382	1/1	0.98	0.04	94,94,94,94	0
60	MG	1H	3247	1/1	0.98	0.07	75,75,75,75	0
60	MG	1H	3486	1/1	0.98	0.08	71,71,71,71	0
60	MG	1H	3489	1/1	0.98	0.12	87,87,87,87	0
60	MG	14	3386	1/1	0.98	0.04	87,87,87,87	0
60	MG	1H	3403	1/1	0.98	0.06	74,74,74,74	0
60	MG	14	3583	1/1	0.98	0.03	116,116,116,116	0
60	MG	14	3584	1/1	0.98	0.04	108,108,108,108	0
60	MG	14	3388	1/1	0.98	0.05	90,90,90,90	0
60	MG	1H	3494	1/1	0.98	0.08	92,92,92,92	0
60	MG	14	3392	1/1	0.98	0.04	82,82,82,82	0
60	MG	1H	3248	1/1	0.98	0.06	83,83,83,83	0
60	MG	14	3395	1/1	0.98	0.04	105,105,105,105	0
60	MG	14	3590	1/1	0.98	0.05	108,108,108,108	0
60	MG	14	3396	1/1	0.98	0.03	106,106,106,106	0
60	MG	14	3592	1/1	0.98	0.07	106,106,106,106	0
60	MG	14	3397	1/1	0.98	0.04	100,100,100,100	0
60	MG	1H	3496	1/1	0.98	0.04	104,104,104,104	0
60	MG	1H	3497	1/1	0.98	0.06	86,86,86,86	0
60	MG	14	3021	1/1	0.98	0.07	78,78,78,78	0
60	MG	14	3401	1/1	0.98	0.05	93,93,93,93	0
60	MG	1H	3498	1/1	0.98	0.07	70,70,70,70	0
60	MG	1H	3406	1/1	0.98	0.04	55,55,55,55	0
60	MG	14	3406	1/1	0.98	0.16	88,88,88,88	0
60	MG	1H	3273	1/1	0.98	0.04	71,71,71,71	0
60	MG	1H	3501	1/1	0.98	0.04	98,98,98,98	0
60	MG	14	3409	1/1	0.98	0.04	119,119,119,119	0
60	MG	14	3410	1/1	0.98	0.04	115,115,115,115	0
60	MG	1H	3502	1/1	0.98	0.04	74,74,74,74	0

Continued on next page...

Continued from previous page...

Mol	Type	Chain	Res	Atoms	RSCC	RSR	B-factors(\AA^2)	Q<0.9
60	MG	13	1623	1/1	0.98	0.06	91,91,91,91	0
60	MG	13	1781	1/1	0.98	0.08	100,100,100,100	0
60	MG	14	3414	1/1	0.98	0.05	69,69,69,69	0
60	MG	1H	3414	1/1	0.98	0.07	84,84,84,84	0
60	MG	1H	3509	1/1	0.98	0.04	96,96,96,96	0
60	MG	13	1821	1/1	0.98	0.06	102,102,102,102	0
60	MG	1J	207	1/1	0.98	0.05	116,116,116,116	0
60	MG	13	1734	1/1	0.98	0.04	87,87,87,87	0
60	MG	14	3420	1/1	0.98	0.11	100,100,100,100	0
60	MG	1H	3419	1/1	0.98	0.05	87,87,87,87	0
60	MG	1H	3513	1/1	0.98	0.04	93,93,93,93	0
60	MG	14	3423	1/1	0.98	0.04	87,87,87,87	0
60	MG	1H	3608	1/1	0.98	0.04	102,102,102,102	0
60	MG	14	3427	1/1	0.98	0.05	60,60,60,60	0
60	MG	14	3428	1/1	0.98	0.09	96,96,96,96	0
60	MG	14	3429	1/1	0.98	0.04	90,90,90,90	0
60	MG	14	3430	1/1	0.98	0.11	102,102,102,102	0
60	MG	14	3265	1/1	0.98	0.04	81,81,81,81	0
60	MG	4K	101	1/1	0.98	0.04	101,101,101,101	0
60	MG	45	202	1/1	0.98	0.15	97,97,97,97	0
60	MG	14	3435	1/1	0.98	0.06	96,96,96,96	0
60	MG	14	3151	1/1	0.98	0.05	98,98,98,98	0
60	MG	14	3438	1/1	0.98	0.05	96,96,96,96	0
60	MG	14	3439	1/1	0.98	0.04	74,74,74,74	0
60	MG	E5	101	1/1	0.98	0.14	95,95,95,95	0
60	MG	14	3440	1/1	0.98	0.05	89,89,89,89	0
60	MG	1H	3334	1/1	0.98	0.05	57,57,57,57	0
60	MG	1H	3390	1/1	0.99	0.03	91,91,91,91	0
60	MG	13	1752	1/1	0.99	0.05	99,99,99,99	0
60	MG	1H	3663	1/1	0.99	0.06	91,91,91,91	0
60	MG	13	1743	1/1	0.99	0.04	82,82,82,82	0
60	MG	1G	1767	1/1	0.99	0.03	107,107,107,107	0
60	MG	1H	3336	1/1	0.99	0.04	64,64,64,64	0
60	MG	1H	3337	1/1	0.99	0.04	67,67,67,67	0
60	MG	1H	3396	1/1	0.99	0.04	82,82,82,82	0
60	MG	1H	3566	1/1	0.99	0.12	71,71,71,71	0
60	MG	1H	3472	1/1	0.99	0.03	70,70,70,70	0
60	MG	1H	3397	1/1	0.99	0.04	68,68,68,68	0
60	MG	1H	3338	1/1	0.99	0.06	52,52,52,52	0
60	MG	1H	3399	1/1	0.99	0.04	75,75,75,75	0
60	MG	14	3491	1/1	0.99	0.04	89,89,89,89	0
60	MG	1H	3477	1/1	0.99	0.03	57,57,57,57	0

Continued on next page...

Continued from previous page...

Mol	Type	Chain	Res	Atoms	RSCC	RSR	B-factors(\AA^2)	Q<0.9
60	MG	14	3001	1/1	0.99	0.04	54,54,54,54	0
60	MG	1H	3401	1/1	0.99	0.03	88,88,88,88	0
60	MG	1H	3479	1/1	0.99	0.03	69,69,69,69	0
60	MG	14	3496	1/1	0.99	0.04	89,89,89,89	0
60	MG	1H	3339	1/1	0.99	0.04	52,52,52,52	0
60	MG	1H	3575	1/1	0.99	0.03	100,100,100,100	0
60	MG	1H	3340	1/1	0.99	0.03	57,57,57,57	0
60	MG	1H	3341	1/1	0.99	0.04	64,64,64,64	0
60	MG	14	3347	1/1	0.99	0.07	67,67,67,67	0
60	MG	14	3348	1/1	0.99	0.04	69,69,69,69	0
60	MG	14	3349	1/1	0.99	0.03	61,61,61,61	0
60	MG	14	3350	1/1	0.99	0.03	84,84,84,84	0
60	MG	14	3351	1/1	0.99	0.04	66,66,66,66	0
60	MG	14	3506	1/1	0.99	0.02	84,84,84,84	0
60	MG	1H	3483	1/1	0.99	0.03	61,61,61,61	0
60	MG	1H	3484	1/1	0.99	0.05	49,49,49,49	0
60	MG	14	3354	1/1	0.99	0.04	107,107,107,107	0
60	MG	1H	3405	1/1	0.99	0.03	67,67,67,67	0
60	MG	13	1733	1/1	0.99	0.04	69,69,69,69	0
60	MG	14	3357	1/1	0.99	0.04	61,61,61,61	0
60	MG	14	3358	1/1	0.99	0.04	72,72,72,72	0
60	MG	14	3514	1/1	0.99	0.04	104,104,104,104	0
60	MG	1H	3487	1/1	0.99	0.04	56,56,56,56	0
60	MG	14	3516	1/1	0.99	0.02	119,119,119,119	0
60	MG	14	3361	1/1	0.99	0.03	62,62,62,62	0
60	MG	14	3362	1/1	0.99	0.04	73,73,73,73	0
60	MG	1H	3583	1/1	0.99	0.02	98,98,98,98	0
60	MG	14	3364	1/1	0.99	0.03	80,80,80,80	0
60	MG	14	3365	1/1	0.99	0.03	57,57,57,57	0
60	MG	14	3367	1/1	0.99	0.04	63,63,63,63	0
60	MG	1H	3488	1/1	0.99	0.04	81,81,81,81	0
60	MG	16	218	1/1	0.99	0.04	92,92,92,92	0
60	MG	1H	3585	1/1	0.99	0.03	110,110,110,110	0
60	MG	1H	3407	1/1	0.99	0.04	78,78,78,78	0
60	MG	14	3373	1/1	0.99	0.04	65,65,65,65	0
60	MG	1H	3490	1/1	0.99	0.05	91,91,91,91	0
60	MG	14	3375	1/1	0.99	0.04	66,66,66,66	0
60	MG	14	3530	1/1	0.99	0.07	81,81,81,81	0
60	MG	1H	3408	1/1	0.99	0.04	70,70,70,70	0
60	MG	1H	3492	1/1	0.99	0.03	69,69,69,69	0
60	MG	1H	3493	1/1	0.99	0.02	98,98,98,98	0
60	MG	13	1809	1/1	0.99	0.07	94,94,94,94	0

Continued on next page...

Continued from previous page...

Mol	Type	Chain	Res	Atoms	RSCC	RSR	B-factors(\AA^2)	Q<0.9
60	MG	1H	3410	1/1	0.99	0.04	58,58,58,58	0
60	MG	1H	3344	1/1	0.99	0.04	55,55,55,55	0
60	MG	1H	3346	1/1	0.99	0.03	59,59,59,59	0
60	MG	1H	3413	1/1	0.99	0.06	59,59,59,59	0
60	MG	1H	3348	1/1	0.99	0.03	60,60,60,60	0
60	MG	14	3540	1/1	0.99	0.05	91,91,91,91	0
60	MG	13	1745	1/1	0.99	0.03	75,75,75,75	0
60	MG	1H	3416	1/1	0.99	0.05	98,98,98,98	0
60	MG	13	1770	1/1	0.99	0.06	78,78,78,78	0
60	MG	1H	3418	1/1	0.99	0.06	109,109,109,109	0
60	MG	14	3390	1/1	0.99	0.05	106,106,106,106	0
60	MG	14	3391	1/1	0.99	0.04	76,76,76,76	0
60	MG	13	1756	1/1	0.99	0.04	86,86,86,86	0
60	MG	1H	3602	1/1	0.99	0.03	105,105,105,105	0
60	MG	14	3394	1/1	0.99	0.03	105,105,105,105	0
60	MG	1H	3505	1/1	0.99	0.03	96,96,96,96	0
60	MG	1G	1699	1/1	0.99	0.03	95,95,95,95	0
60	MG	1H	3420	1/1	0.99	0.04	94,94,94,94	0
60	MG	1H	3507	1/1	0.99	0.07	70,70,70,70	0
60	MG	I8	102	1/1	0.99	0.09	70,70,70,70	0
60	MG	1G	1703	1/1	0.99	0.03	100,100,100,100	0
60	MG	1G	1704	1/1	0.99	0.05	113,113,113,113	0
60	MG	1G	1705	1/1	0.99	0.07	108,108,108,108	0
60	MG	1H	3508	1/1	0.99	0.05	92,92,92,92	0
60	MG	14	3405	1/1	0.99	0.09	95,95,95,95	0
60	MG	1H	3421	1/1	0.99	0.03	66,66,66,66	0
60	MG	14	3561	1/1	0.99	0.06	89,89,89,89	0
60	MG	1H	3352	1/1	0.99	0.05	64,64,64,64	0
60	MG	1H	3040	1/1	0.99	0.04	66,66,66,66	0
60	MG	1H	3610	1/1	0.99	0.03	107,107,107,107	0
60	MG	1H	3425	1/1	0.99	0.03	78,78,78,78	0
60	MG	13	1772	1/1	0.99	0.03	109,109,109,109	0
60	MG	1G	1713	1/1	0.99	0.03	127,127,127,127	0
60	MG	1H	3613	1/1	0.99	0.10	79,79,79,79	0
60	MG	13	1746	1/1	0.99	0.03	86,86,86,86	0
60	MG	1H	3358	1/1	0.99	0.03	72,72,72,72	0
60	MG	1H	3429	1/1	0.99	0.03	80,80,80,80	0
60	MG	14	3054	1/1	0.99	0.10	85,85,85,85	0
60	MG	14	3418	1/1	0.99	0.09	91,91,91,91	0
60	MG	1H	3359	1/1	0.99	0.03	84,84,84,84	0
60	MG	13	1774	1/1	0.99	0.08	71,71,71,71	0
60	MG	1H	3361	1/1	0.99	0.04	63,63,63,63	0

Continued on next page...

Continued from previous page...

Mol	Type	Chain	Res	Atoms	RSCC	RSR	B-factors(Å ²)	Q<0.9
60	MG	1G	1721	1/1	0.99	0.06	127,127,127,127	0
60	MG	1H	3520	1/1	0.99	0.05	87,87,87,87	0
60	MG	14	3424	1/1	0.99	0.03	77,77,77,77	0
60	MG	13	1738	1/1	0.99	0.05	79,79,79,79	0
60	MG	14	3426	1/1	0.99	0.03	91,91,91,91	0
60	MG	1H	3363	1/1	0.99	0.05	78,78,78,78	0
60	MG	2K	105	1/1	0.99	0.04	78,78,78,78	0
60	MG	1H	3021	1/1	0.99	0.05	66,66,66,66	0
60	MG	13	1739	1/1	0.99	0.03	93,93,93,93	0
60	MG	1H	3438	1/1	0.99	0.04	59,59,59,59	0
60	MG	1H	3367	1/1	0.99	0.09	70,70,70,70	0
60	MG	14	3433	1/1	0.99	0.04	83,83,83,83	0
60	MG	14	3434	1/1	0.99	0.05	77,77,77,77	0
60	MG	1H	3368	1/1	0.99	0.04	49,49,49,49	0
60	MG	13	1777	1/1	0.99	0.04	90,90,90,90	0
60	MG	14	3437	1/1	0.99	0.02	83,83,83,83	0
60	MG	1H	3530	1/1	0.99	0.06	83,83,83,83	0
60	MG	13	1778	1/1	0.99	0.04	82,82,82,82	0
60	MG	1H	3371	1/1	0.99	0.05	60,60,60,60	0
60	MG	1H	3444	1/1	0.99	0.03	71,71,71,71	0
60	MG	14	3442	1/1	0.99	0.03	64,64,64,64	0
60	MG	14	3443	1/1	0.99	0.05	71,71,71,71	0
60	MG	1H	3372	1/1	0.99	0.04	59,59,59,59	0
60	MG	13	1760	1/1	0.99	0.03	73,73,73,73	0
60	MG	1H	3536	1/1	0.99	0.04	70,70,70,70	0
60	MG	1H	3447	1/1	0.99	0.06	62,62,62,62	0
60	MG	1H	3638	1/1	0.99	0.02	101,101,101,101	0
60	MG	14	3604	1/1	0.99	0.07	86,86,86,86	0
60	MG	14	3605	1/1	0.99	0.12	97,97,97,97	0
60	MG	1H	3374	1/1	0.99	0.06	64,64,64,64	0
60	MG	1H	3375	1/1	0.99	0.05	73,73,73,73	0
60	MG	1H	3376	1/1	0.99	0.03	59,59,59,59	0
60	MG	13	1761	1/1	0.99	0.04	97,97,97,97	0
60	MG	13	1711	1/1	0.99	0.07	71,71,71,71	0
60	MG	1H	3453	1/1	0.99	0.07	57,57,57,57	0
60	MG	13	1735	1/1	0.99	0.06	87,87,87,87	0
60	MG	1H	3455	1/1	0.99	0.02	61,61,61,61	0
60	MG	14	3457	1/1	0.99	0.02	92,92,92,92	0
60	MG	1H	3456	1/1	0.99	0.15	70,70,70,70	0
60	MG	1H	3381	1/1	0.99	0.03	63,63,63,63	0
60	MG	14	3460	1/1	0.99	0.05	62,62,62,62	0
60	MG	13	1714	1/1	0.99	0.04	103,103,103,103	0

Continued on next page...

Continued from previous page...

Mol	Type	Chain	Res	Atoms	RSCC	RSR	B-factors(\AA^2)	Q<0.9
60	MG	13	1825	1/1	0.99	0.17	88,88,88,88	0
60	MG	1H	3550	1/1	0.99	0.15	83,83,83,83	0
60	MG	14	3464	1/1	0.99	0.03	59,59,59,59	0
60	MG	1H	3551	1/1	0.99	0.03	110,110,110,110	0
60	MG	14	3466	1/1	0.99	0.03	91,91,91,91	0
60	MG	1H	3460	1/1	0.99	0.03	54,54,54,54	0
60	MG	1H	3553	1/1	0.99	0.03	62,62,62,62	0
60	MG	13	1765	1/1	0.99	0.05	73,73,73,73	0
60	MG	14	3470	1/1	0.99	0.04	65,65,65,65	0
60	MG	14	3471	1/1	0.99	0.03	81,81,81,81	0
60	MG	1H	3385	1/1	0.99	0.04	63,63,63,63	0
60	MG	1H	3556	1/1	0.99	0.10	78,78,78,78	0
60	MG	14	3474	1/1	0.99	0.03	111,111,111,111	0
60	MG	1H	3386	1/1	0.99	0.04	56,56,56,56	0
60	MG	13	1785	1/1	0.99	0.02	126,126,126,126	0
60	MG	1H	3389	1/1	0.99	0.03	79,79,79,79	0
61	SF4	3E	303	8/8	0.99	0.03	84,96,103,108	0
61	SF4	32	303	8/8	0.99	0.03	102,118,124,127	0
62	ZN	5A	101	1/1	0.99	0.03	135,135,135,135	0
60	MG	1H	3423	1/1	1.00	0.03	74,74,74,74	0
60	MG	1H	3474	1/1	1.00	0.05	59,59,59,59	0
60	MG	1H	3345	1/1	1.00	0.03	52,52,52,52	0
60	MG	14	3371	1/1	1.00	0.03	75,75,75,75	0
60	MG	14	3402	1/1	1.00	0.02	67,67,67,67	0
60	MG	1H	3331	1/1	1.00	0.03	64,64,64,64	0
60	MG	1H	3357	1/1	1.00	0.09	78,78,78,78	0
60	MG	14	3360	1/1	1.00	0.03	65,65,65,65	0
60	MG	1H	3347	1/1	1.00	0.06	60,60,60,60	0
60	MG	1H	3400	1/1	1.00	0.03	83,83,83,83	0
60	MG	1H	3354	1/1	1.00	0.03	66,66,66,66	0
60	MG	14	3378	1/1	1.00	0.10	59,59,59,59	0
60	MG	1H	3393	1/1	1.00	0.05	56,56,56,56	0
60	MG	1H	3380	1/1	1.00	0.02	63,63,63,63	0
60	MG	14	3366	1/1	1.00	0.02	55,55,55,55	0
62	ZN	5I	101	1/1	1.00	0.03	98,98,98,98	0
60	MG	1H	3387	1/1	1.00	0.02	52,52,52,52	0

6.5 Other polymers

There are no such residues in this entry.