



Full wwPDB X-ray Structure Validation Report ⓘ

Jun 16, 2024 – 08:25 PM EDT

PDB ID : 3E9M
Title : Crystal Structure of an oxidoreductase from *Enterococcus faecalis*
Authors : Damodharan, L.; Burley, S.K.; Swaminathan, S.; New York SGX Research Center for Structural Genomics (NYSGXRC)
Deposited on : 2008-08-22
Resolution : 2.70 Å(reported)

This is a Full wwPDB X-ray Structure Validation Report for a publicly released PDB entry.

We welcome your comments at validation@mail.wwpdb.org

A user guide is available at

<https://www.wwpdb.org/validation/2017/XrayValidationReportHelp>

with specific help available everywhere you see the ⓘ symbol.

The types of validation reports are described at

<http://www.wwpdb.org/validation/2017/FAQs#types>.

The following versions of software and data (see [references ⓘ](#)) were used in the production of this report:

MolProbity	:	4.02b-467
Mogul	:	2022.3.0, CSD as543be (2022)
Xtriage (Phenix)	:	1.20.1
EDS	:	2.37.1
Percentile statistics	:	20191225.v01 (using entries in the PDB archive December 25th 2019)
Refmac	:	5.8.0158
CCP4	:	7.0.044 (Gargrove)
Ideal geometry (proteins)	:	Engh & Huber (2001)
Ideal geometry (DNA, RNA)	:	Parkinson et al. (1996)
Validation Pipeline (wwPDB-VP)	:	2.37.1

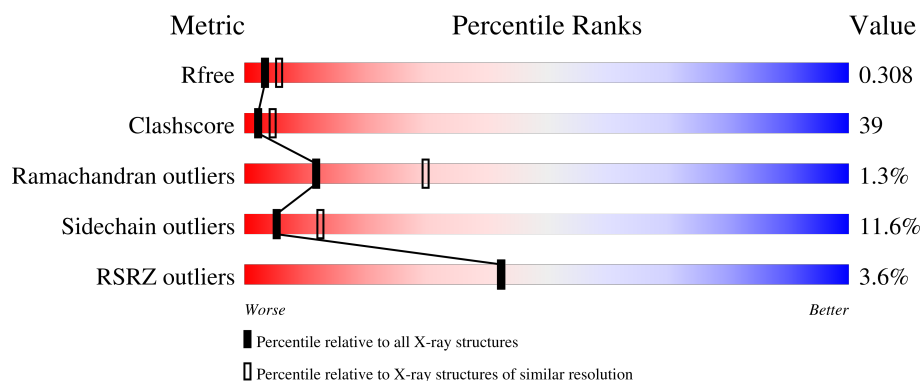
1 Overall quality at a glance

The following experimental techniques were used to determine the structure:

X-RAY DIFFRACTION

The reported resolution of this entry is 2.70 Å.

Percentile scores (ranging between 0-100) for global validation metrics of the entry are shown in the following graphic. The table shows the number of entries on which the scores are based.



Metric	Whole archive (#Entries)	Similar resolution (#Entries, resolution range(Å))
R_{free}	130704	2808 (2.70-2.70)
Clashscore	141614	3122 (2.70-2.70)
Ramachandran outliers	138981	3069 (2.70-2.70)
Sidechain outliers	138945	3069 (2.70-2.70)
RSRZ outliers	127900	2737 (2.70-2.70)

The table below summarises the geometric issues observed across the polymeric chains and their fit to the electron density. The red, orange, yellow and green segments of the lower bar indicate the fraction of residues that contain outliers for ≥ 3 , 2, 1 and 0 types of geometric quality criteria respectively. A grey segment represents the fraction of residues that are not modelled. The numeric value for each fraction is indicated below the corresponding segment, with a dot representing fractions $\leq 5\%$. The upper red bar (where present) indicates the fraction of residues that have poor fit to the electron density. The numeric value is given above the bar.

Mol	Chain	Length	Quality of chain
1	A	330	<div> <div>2%</div> <div>47%</div> <div>42%</div> <div>7%</div> <div>• •</div> </div>
1	B	330	<div> <div>7%</div> <div>36%</div> <div>53%</div> <div>8%</div> <div>•</div> </div>
1	C	330	<div> <div>%</div> <div>49%</div> <div>41%</div> <div>6%</div> <div>•</div> </div>
1	D	330	<div> <div>4%</div> <div>39%</div> <div>47%</div> <div>10%</div> <div>•</div> </div>

2 Entry composition

There is only 1 type of molecule in this entry. The entry contains 9967 atoms, of which 0 are hydrogens and 0 are deuteriums.

In the tables below, the ZeroOcc column contains the number of atoms modelled with zero occupancy, the AltConf column contains the number of residues with at least one atom in alternate conformation and the Trace column contains the number of residues modelled with at most 2 atoms.

- Molecule 1 is a protein called Oxidoreductase, Gfo/Idh/MocA family.

Mol	Chain	Residues	Atoms						ZeroOcc	AltConf	Trace
1	A	321	Total	C	N	O	S	Se	0	0	0
			2505	1602	410	483	5	5			
1	B	318	Total	C	N	O	S	Se	0	0	0
			2483	1592	406	475	5	5			
1	C	318	Total	C	N	O	S	Se	0	0	0
			2490	1598	406	476	5	5			
1	D	319	Total	C	N	O	S	Se	0	0	0
			2489	1591	408	480	5	5			

There are 40 discrepancies between the modelled and reference sequences:

Chain	Residue	Modelled	Actual	Comment	Reference
A	-1	MSE	-	expression tag	UNP Q837L0
A	0	SER	-	expression tag	UNP Q837L0
A	1	LEU	-	expression tag	UNP Q837L0
A	322	GLY	-	expression tag	UNP Q837L0
A	323	HIS	-	expression tag	UNP Q837L0
A	324	HIS	-	expression tag	UNP Q837L0
A	325	HIS	-	expression tag	UNP Q837L0
A	326	HIS	-	expression tag	UNP Q837L0
A	327	HIS	-	expression tag	UNP Q837L0
A	328	HIS	-	expression tag	UNP Q837L0
B	-1	MSE	-	expression tag	UNP Q837L0
B	0	SER	-	expression tag	UNP Q837L0
B	1	LEU	-	expression tag	UNP Q837L0
B	322	GLY	-	expression tag	UNP Q837L0
B	323	HIS	-	expression tag	UNP Q837L0
B	324	HIS	-	expression tag	UNP Q837L0
B	325	HIS	-	expression tag	UNP Q837L0
B	326	HIS	-	expression tag	UNP Q837L0
B	327	HIS	-	expression tag	UNP Q837L0
B	328	HIS	-	expression tag	UNP Q837L0
C	-1	MSE	-	expression tag	UNP Q837L0

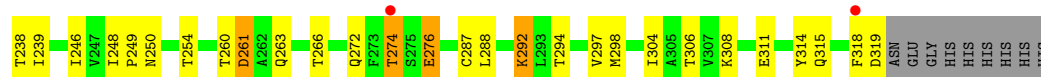
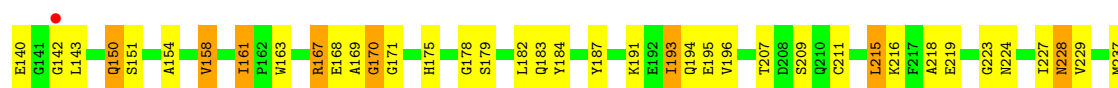
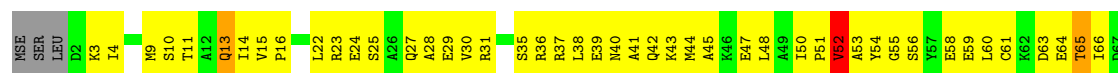
Continued on next page...

Continued from previous page...

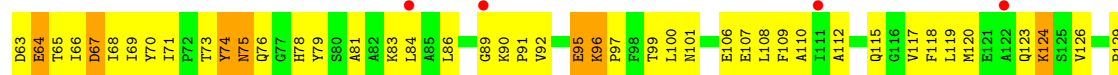
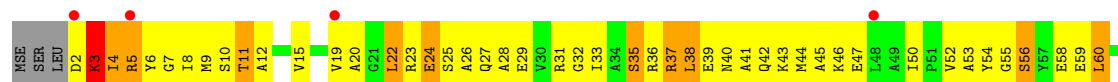
Chain	Residue	Modelled	Actual	Comment	Reference
C	0	SER	-	expression tag	UNP Q837L0
C	1	LEU	-	expression tag	UNP Q837L0
C	322	GLY	-	expression tag	UNP Q837L0
C	323	HIS	-	expression tag	UNP Q837L0
C	324	HIS	-	expression tag	UNP Q837L0
C	325	HIS	-	expression tag	UNP Q837L0
C	326	HIS	-	expression tag	UNP Q837L0
C	327	HIS	-	expression tag	UNP Q837L0
C	328	HIS	-	expression tag	UNP Q837L0
D	-1	MSE	-	expression tag	UNP Q837L0
D	0	SER	-	expression tag	UNP Q837L0
D	1	LEU	-	expression tag	UNP Q837L0
D	322	GLY	-	expression tag	UNP Q837L0
D	323	HIS	-	expression tag	UNP Q837L0
D	324	HIS	-	expression tag	UNP Q837L0
D	325	HIS	-	expression tag	UNP Q837L0
D	326	HIS	-	expression tag	UNP Q837L0
D	327	HIS	-	expression tag	UNP Q837L0
D	328	HIS	-	expression tag	UNP Q837L0



• Molecule 1: Oxidoreductase, Gfo/Idh/MocA family



• Molecule 1: Oxidoreductase, Gfo/Idh/MocA family



4 Data and refinement statistics

Property	Value	Source
Space group	P 1 21 1	Depositor
Cell constants a, b, c, α , β , γ	57.92Å 146.93Å 80.53Å 90.00° 100.84° 90.00°	Depositor
Resolution (Å)	37.12 – 2.70 37.11 – 2.58	Depositor EDS
% Data completeness (in resolution range)	90.6 (37.12-2.70) 92.9 (37.11-2.58)	Depositor EDS
R_{merge}	0.07	Depositor
R_{sym}	(Not available)	Depositor
$\langle I/\sigma(I) \rangle$ ¹	4.52 (at 2.58Å)	Xtriage
Refinement program	CNS 1.1	Depositor
R, R_{free}	0.233 , 0.294 0.247 , 0.308	Depositor DCC
R_{free} test set	1744 reflections (4.23%)	wwPDB-VP
Wilson B-factor (Å ²)	35.3	Xtriage
Anisotropy	0.348	Xtriage
Bulk solvent k_{sol} (e/Å ³), B_{sol} (Å ²)	0.33 , 41.6	EDS
L-test for twinning ²	$\langle L \rangle = 0.47$, $\langle L^2 \rangle = 0.30$	Xtriage
Estimated twinning fraction	No twinning to report.	Xtriage
F_o, F_c correlation	0.90	EDS
Total number of atoms	9967	wwPDB-VP
Average B, all atoms (Å ²)	38.0	wwPDB-VP

Xtriage's analysis on translational NCS is as follows: *The analyses of the Patterson function reveals a significant off-origin peak that is 60.51 % of the origin peak, indicating pseudo-translational symmetry. The chance of finding a peak of this or larger height randomly in a structure without pseudo-translational symmetry is equal to 1.5047e-05. The detected translational NCS is most likely also responsible for the elevated intensity ratio.*

¹Intensities estimated from amplitudes.

²Theoretical values of $\langle |L| \rangle$, $\langle L^2 \rangle$ for acentric reflections are 0.5, 0.333 respectively for untwinned datasets, and 0.375, 0.2 for perfectly twinned datasets.

5 Model quality

5.1 Standard geometry

The Z score for a bond length (or angle) is the number of standard deviations the observed value is removed from the expected value. A bond length (or angle) with $|Z| > 5$ is considered an outlier worth inspection. RMSZ is the root-mean-square of all Z scores of the bond lengths (or angles).

Mol	Chain	Bond lengths		Bond angles	
		RMSZ	# Z >5	RMSZ	# Z >5
1	A	0.49	1/2552 (0.0%)	0.80	3/3455 (0.1%)
1	B	0.46	0/2531	0.75	5/3426 (0.1%)
1	C	0.47	0/2539	0.75	1/3437 (0.0%)
1	D	0.43	0/2536	0.77	6/3434 (0.2%)
All	All	0.46	1/10158 (0.0%)	0.77	15/13752 (0.1%)

Chiral center outliers are detected by calculating the chiral volume of a chiral center and verifying if the center is modelled as a planar moiety or with the opposite hand. A planarity outlier is detected by checking planarity of atoms in a peptide group, atoms in a mainchain group or atoms of a sidechain that are expected to be planar.

Mol	Chain	#Chirality outliers	#Planarity outliers
1	A	0	1

All (1) bond length outliers are listed below:

Mol	Chain	Res	Type	Atoms	Z	Observed(Å)	Ideal(Å)
1	A	5	ARG	NE-CZ	5.76	1.40	1.33

All (15) bond angle outliers are listed below:

Mol	Chain	Res	Type	Atoms	Z	Observed(°)	Ideal(°)
1	A	5	ARG	NE-CZ-NH1	-7.67	116.47	120.30
1	A	320	ASN	CA-C-N	-6.92	101.97	117.20
1	D	275	SER	N-CA-C	-6.15	94.39	111.00
1	D	3	LYS	N-CA-C	6.11	127.51	111.00
1	D	272	GLN	N-CA-C	5.72	126.45	111.00
1	B	52	VAL	N-CA-C	-5.44	96.31	111.00
1	B	50	ILE	N-CA-C	-5.35	96.56	111.00
1	A	1	LEU	CA-CB-CG	5.29	127.47	115.30
1	D	144	GLY	N-CA-C	-5.28	99.89	113.10
1	D	75	ASN	N-CA-C	5.23	125.13	111.00
1	B	97	PRO	N-CA-C	-5.15	98.70	112.10

Continued on next page...

Continued from previous page...

Mol	Chain	Res	Type	Atoms	Z	Observed(°)	Ideal(°)
1	B	98	PHE	CB-CA-C	5.12	120.65	110.40
1	D	36	ARG	NE-CZ-NH2	-5.10	117.75	120.30
1	B	271	GLU	N-CA-C	-5.04	97.39	111.00
1	C	52	VAL	N-CA-C	5.01	124.52	111.00

There are no chirality outliers.

All (1) planarity outliers are listed below:

Mol	Chain	Res	Type	Group
1	A	5	ARG	Sidechain

5.2 Too-close contacts [i](#)

In the following table, the Non-H and H(model) columns list the number of non-hydrogen atoms and hydrogen atoms in the chain respectively. The H(added) column lists the number of hydrogen atoms added and optimized by MolProbity. The Clashes column lists the number of clashes within the asymmetric unit, whereas Symm-Clashes lists symmetry-related clashes.

Mol	Chain	Non-H	H(model)	H(added)	Clashes	Symm-Clashes
1	A	2505	0	2479	164	0
1	B	2483	0	2458	231	0
1	C	2490	0	2465	163	0
1	D	2489	0	2459	225	0
All	All	9967	0	9861	772	0

The all-atom clashscore is defined as the number of clashes found per 1000 atoms (including hydrogen atoms). The all-atom clashscore for this structure is 39.

All (772) close contacts within the same asymmetric unit are listed below, sorted by their clash magnitude.

Atom-1	Atom-2	Interatomic distance (Å)	Clash overlap (Å)
1:D:8:ILE:HB	1:D:33:ILE:HD12	1.27	1.10
1:D:298:MSE:HE2	1:D:298:MSE:HA	1.37	1.07
1:D:99:THR:HG22	1:D:101:ASN:H	1.19	1.06
1:C:182:LEU:HD11	1:C:306:THR:HG23	1.40	1.03
1:C:24:GLU:OE2	1:C:274:THR:HB	1.56	1.03
1:A:217:PHE:HB2	1:A:221:THR:HG23	1.41	1.02
1:C:65:THR:HG22	1:C:66:ILE:HD12	1.44	0.99
1:A:36:ARG:HH11	1:A:36:ARG:HG3	1.28	0.98

Continued on next page...

Continued from previous page...

Atom-1	Atom-2	Interatomic distance (Å)	Clash overlap (Å)
1:D:274:THR:HG23	1:D:275:SER:H	1.25	0.98
1:C:13:GLN:NE2	1:C:13:GLN:H	1.64	0.96
1:B:90:LYS:HB3	1:B:91:PRO:HD2	1.46	0.95
1:D:5:ARG:HG2	1:D:67:ASP:OD1	1.66	0.94
1:D:37:ARG:HG2	1:D:40:ASN:HB2	1.47	0.93
1:B:33:ILE:HG23	1:B:41:ALA:HB1	1.51	0.93
1:D:2:ASP:O	1:D:3:LYS:HG2	1.70	0.91
1:A:4:ILE:HD12	1:A:67:ASP:HB2	1.51	0.91
1:D:75:ASN:HD22	1:D:170:GLY:HA2	1.36	0.91
1:A:44:MSE:HE2	1:A:48:LEU:HD11	1.51	0.91
1:D:3:LYS:HG3	1:D:4:ILE:H	1.36	0.91
1:A:193:ILE:HD11	1:A:215:LEU:HD22	1.52	0.90
1:B:31:ARG:HD3	1:B:65:THR:HG23	1.53	0.90
1:C:167:ARG:HG3	1:C:318:PHE:CD2	2.06	0.89
1:A:61:CYS:HB3	1:A:88:GLN:HG2	1.53	0.89
1:B:33:ILE:HG22	1:B:53:ALA:HA	1.55	0.88
1:B:37:ARG:O	1:B:40:ASN:HB2	1.72	0.88
1:C:123:GLN:HG3	1:C:126:VAL:HG22	1.54	0.88
1:D:120:MSE:HE1	1:D:283:HIS:HD2	1.39	0.88
1:B:90:LYS:HB3	1:B:91:PRO:CD	2.03	0.87
1:A:163:TRP:CZ3	1:A:170:GLY:HA3	2.09	0.87
1:B:86:LEU:HB3	1:B:111:ILE:HD11	1.57	0.86
1:D:3:LYS:CG	1:D:4:ILE:H	1.87	0.86
1:B:282:ASN:HA	1:B:285:ASN:HD22	1.41	0.86
1:B:48:LEU:HB2	1:B:50:ILE:CD1	2.06	0.85
1:C:99:THR:HG23	1:C:101:ASN:H	1.40	0.85
1:A:135:LYS:O	1:A:139:GLN:HG2	1.76	0.84
1:A:123:GLN:HG2	1:A:298:MSE:SE	2.28	0.84
1:D:31:ARG:HD3	1:D:65:THR:O	1.78	0.83
1:D:129:PRO:HB2	1:D:271:GLU:HG2	1.61	0.83
1:D:99:THR:HG22	1:D:101:ASN:N	1.94	0.82
1:D:166:SER:OG	1:D:169:ALA:HB3	1.79	0.82
1:B:31:ARG:HA	1:B:51:PRO:HD3	1.61	0.82
1:B:273:PHE:O	1:B:274:THR:HG22	1.80	0.81
1:D:8:ILE:HB	1:D:33:ILE:CD1	2.06	0.81
1:C:191:LYS:HE3	1:C:219:GLU:HB2	1.63	0.81
1:D:3:LYS:HG3	1:D:4:ILE:N	1.95	0.81
1:D:163:TRP:CZ3	1:D:170:GLY:HA3	2.14	0.81
1:C:209:SER:O	1:C:229:VAL:HG22	1.80	0.80
1:C:179:SER:O	1:C:183:GLN:HG3	1.81	0.80
1:D:9:MSE:HE2	1:D:71:ILE:HG13	1.63	0.80

Continued on next page...

Continued from previous page...

Atom-1	Atom-2	Interatomic distance (Å)	Clash overlap (Å)
1:D:60:LEU:HD22	1:D:66:ILE:HD13	1.64	0.80
1:B:111:ILE:HG12	1:B:111:ILE:O	1.80	0.80
1:C:35:SER:HB3	1:C:41:ALA:HB2	1.63	0.79
1:A:4:ILE:HD11	1:A:68:ILE:HG22	1.63	0.79
1:C:13:GLN:NE2	1:C:13:GLN:N	2.30	0.79
1:D:123:GLN:NE2	1:D:180:TYR:HA	1.98	0.79
1:C:13:GLN:N	1:C:13:GLN:HE21	1.79	0.79
1:D:3:LYS:CG	1:D:4:ILE:N	2.45	0.79
1:C:56:SER:OG	1:C:59:GLU:HG2	1.82	0.79
1:C:22:LEU:HD13	1:C:30:VAL:HG23	1.65	0.78
1:C:167:ARG:HG3	1:C:318:PHE:HD2	1.47	0.78
1:C:31:ARG:NH1	1:C:65:THR:HG21	1.99	0.78
1:B:7:GLY:HA2	1:B:32:GLY:HA3	1.66	0.78
1:D:9:MSE:HE3	1:D:81:ALA:HB1	1.65	0.78
1:A:36:ARG:HG3	1:A:36:ARG:NH1	1.99	0.78
1:D:58:GLU:OE2	1:D:84:LEU:HD11	1.83	0.78
1:D:39:GLU:CD	1:D:39:GLU:H	1.87	0.77
1:B:22:LEU:HD12	1:B:281:ILE:HD13	1.67	0.77
1:A:171:GLY:HA3	1:A:175:HIS:ND1	1.99	0.77
1:A:13:GLN:CD	1:A:13:GLN:H	1.86	0.77
1:A:42:GLN:HA	1:A:45:ALA:HB3	1.67	0.77
1:B:294:THR:HG22	1:B:295:SER:H	1.50	0.77
1:C:3:LYS:HD3	1:C:29:GLU:OE2	1.85	0.77
1:B:48:LEU:HB2	1:B:50:ILE:HD11	1.67	0.76
1:D:298:MSE:HA	1:D:298:MSE:CE	2.14	0.76
1:C:272:GLN:HA	1:C:272:GLN:HE21	1.51	0.76
1:C:143:LEU:HD11	1:C:246:ILE:HG13	1.66	0.76
1:A:43:LYS:O	1:A:47:GLU:HG2	1.85	0.75
1:C:9:MSE:HE3	1:C:69:ILE:HG21	1.67	0.75
1:C:135:LYS:O	1:C:139:GLN:HG2	1.87	0.75
1:D:7:GLY:O	1:D:69:ILE:HD12	1.86	0.75
1:B:281:ILE:HG22	1:B:285:ASN:HD21	1.51	0.75
1:A:99:THR:HG23	1:A:101:ASN:H	1.51	0.74
1:D:209:SER:O	1:D:229:VAL:HG22	1.87	0.74
1:D:38:LEU:HD12	1:D:55:GLY:HA3	1.69	0.74
1:C:98:PHE:CD1	1:C:121:GLU:HB2	2.23	0.73
1:D:319:ASP:O	1:D:320:ASN:HB2	1.88	0.73
1:B:212:ASN:HD21	1:B:224:ASN:HD21	1.37	0.73
1:B:274:THR:HG21	1:B:279:TYR:CE2	2.23	0.73
1:B:9:MSE:CE	1:B:81:ALA:HB1	2.19	0.73
1:D:20:ALA:O	1:D:24:GLU:HG2	1.88	0.73

Continued on next page...

Continued from previous page...

Atom-1	Atom-2	Interatomic distance (Å)	Clash overlap (Å)
1:D:123:GLN:HG3	1:D:180:TYR:CE1	2.23	0.73
1:A:311:GLU:O	1:A:315:GLN:HG3	1.88	0.73
1:B:109:PHE:CD1	1:B:119:LEU:HD23	2.22	0.73
1:C:4:ILE:HD11	1:C:288:LEU:HD13	1.71	0.73
1:C:123:GLN:HG2	1:C:298:MSE:SE	2.39	0.73
1:D:9:MSE:HE2	1:D:71:ILE:CG1	2.18	0.73
1:C:31:ARG:HG2	1:C:31:ARG:HH11	1.52	0.72
1:D:8:ILE:HD13	1:D:15:VAL:HG13	1.71	0.72
1:B:272:GLN:HB3	1:B:273:PHE:CD1	2.24	0.72
1:A:124:LYS:HE3	1:A:277:PHE:CE1	2.25	0.72
1:B:96:LYS:HA	1:B:97:PRO:C	2.09	0.72
1:B:8:ILE:HD13	1:B:15:VAL:HG13	1.72	0.72
1:D:71:ILE:HD13	1:D:92:VAL:HG13	1.70	0.72
1:B:11:THR:HA	1:B:44:MSE:HE1	1.72	0.71
1:B:120:MSE:HE3	1:B:295:SER:CB	2.20	0.71
1:C:11:THR:HG22	1:C:11:THR:O	1.90	0.71
1:D:60:LEU:HD22	1:D:66:ILE:CD1	2.20	0.71
1:D:120:MSE:HE2	1:D:295:SER:CB	2.20	0.71
1:D:63:ASP:OD1	1:D:65:THR:N	2.22	0.71
1:A:44:MSE:HE2	1:A:48:LEU:CD1	2.20	0.71
1:B:170:GLY:O	1:B:175:HIS:HB3	1.90	0.71
1:B:33:ILE:HD11	1:B:44:MSE:CE	2.21	0.71
1:D:71:ILE:N	1:D:71:ILE:HD12	2.05	0.71
1:C:171:GLY:HA3	1:C:175:HIS:ND1	2.04	0.70
1:C:193:ILE:HD13	1:C:195:GLU:H	1.56	0.70
1:D:73:THR:O	1:D:78:HIS:HE1	1.73	0.70
1:D:191:LYS:NZ	1:D:219:GLU:HB3	2.06	0.70
1:B:8:ILE:HD13	1:B:15:VAL:CG1	2.21	0.70
1:C:63:ASP:HB3	1:C:66:ILE:HD13	1.72	0.70
1:B:9:MSE:O	1:B:57:TYR:CE1	2.46	0.69
1:C:91:PRO:HG3	1:C:117:VAL:HG22	1.74	0.69
1:B:50:ILE:H	1:B:50:ILE:HD12	1.57	0.69
1:D:2:ASP:O	1:D:3:LYS:CG	2.39	0.69
1:D:120:MSE:CE	1:D:295:SER:HB2	2.23	0.69
1:D:171:GLY:HA3	1:D:175:HIS:ND1	2.08	0.69
1:B:99:THR:HG23	1:B:101:ASN:H	1.57	0.68
1:C:314:TYR:HD1	1:C:318:PHE:CE2	2.10	0.68
1:B:50:ILE:HD12	1:B:50:ILE:N	2.09	0.68
1:B:99:THR:CG2	1:B:101:ASN:H	2.07	0.68
1:B:7:GLY:O	1:B:69:ILE:HG23	1.94	0.68
1:B:274:THR:HG21	1:B:279:TYR:CZ	2.29	0.68

Continued on next page...

Continued from previous page...

Atom-1	Atom-2	Interatomic distance (Å)	Clash overlap (Å)
1:B:305:ALA:O	1:B:309:ILE:HG13	1.93	0.68
1:D:75:ASN:ND2	1:D:170:GLY:HA2	2.07	0.68
1:A:161:ILE:HD11	1:A:163:TRP:CH2	2.29	0.68
1:D:99:THR:HG21	1:D:101:ASN:O	1.92	0.68
1:A:13:GLN:H	1:A:13:GLN:NE2	1.91	0.68
1:A:14:ILE:HD11	1:A:277:PHE:HZ	1.59	0.67
1:D:191:LYS:HZ3	1:D:219:GLU:HB3	1.59	0.67
1:D:27:GLN:O	1:D:27:GLN:HG3	1.93	0.67
1:B:91:PRO:HG3	1:B:118:PHE:H	1.59	0.67
1:D:215:LEU:HD11	1:D:225:ILE:HG13	1.77	0.67
1:C:136:ALA:O	1:C:140:GLU:HG2	1.94	0.67
1:D:120:MSE:HE1	1:D:283:HIS:CD2	2.27	0.67
1:D:168:GLU:CD	1:D:168:GLU:H	1.98	0.67
1:C:272:GLN:HA	1:C:272:GLN:NE2	2.10	0.67
1:B:237:MSE:CE	1:B:251:PHE:CB	2.73	0.67
1:A:61:CYS:CB	1:A:88:GLN:HG2	2.24	0.67
1:C:193:ILE:HD13	1:C:194:GLN:N	2.10	0.66
1:D:123:GLN:HG3	1:D:180:TYR:CZ	2.29	0.66
1:D:274:THR:HG23	1:D:275:SER:O	1.95	0.66
1:D:22:LEU:O	1:D:25:SER:HB3	1.94	0.66
1:C:63:ASP:OD1	1:C:65:THR:HB	1.96	0.66
1:A:31:ARG:NH1	1:A:65:THR:HG21	2.10	0.66
1:D:84:LEU:HD23	1:D:84:LEU:O	1.96	0.66
1:A:4:ILE:HD11	1:A:68:ILE:CG2	2.24	0.66
1:B:73:THR:O	1:B:78:HIS:HE1	1.78	0.66
1:D:3:LYS:HG3	1:D:4:ILE:HG13	1.78	0.66
1:B:272:GLN:HB3	1:B:273:PHE:HD1	1.60	0.65
1:C:96:LYS:HA	1:C:97:PRO:C	2.16	0.65
1:D:26:ALA:H	1:D:282:ASN:HD21	1.44	0.65
1:B:169:ALA:C	1:B:171:GLY:H	2.00	0.65
1:B:15:VAL:O	1:B:19:VAL:HG23	1.96	0.65
1:A:5:ARG:NE	1:A:65:THR:O	2.30	0.65
1:C:107:GLU:O	1:C:111:ILE:HG12	1.96	0.65
1:B:38:LEU:O	1:B:42:GLN:HG3	1.97	0.65
1:D:117:VAL:N	1:D:293:LEU:HD21	2.11	0.65
1:B:31:ARG:HA	1:B:51:PRO:CD	2.26	0.64
1:A:24:GLU:OE1	1:A:274:THR:HB	1.96	0.64
1:B:45:ALA:HA	1:B:50:ILE:HD13	1.79	0.64
1:D:63:ASP:OD1	1:D:65:THR:HG22	1.96	0.64
1:B:294:THR:HG22	1:B:295:SER:N	2.11	0.64
1:A:31:ARG:HG2	1:A:31:ARG:HH11	1.61	0.64

Continued on next page...

Continued from previous page...

Atom-1	Atom-2	Interatomic distance (Å)	Clash overlap (Å)
1:D:195:GLU:HB2	1:D:216:LYS:HB3	1.80	0.64
1:B:15:VAL:N	1:B:16:PRO:HD2	2.12	0.64
1:B:19:VAL:HG21	1:B:48:LEU:HD13	1.78	0.64
1:B:104:GLU:O	1:B:108:LEU:HD13	1.97	0.64
1:B:246:ILE:HA	1:B:258:TYR:O	1.97	0.64
1:B:86:LEU:CD2	1:B:117:VAL:HG11	2.27	0.64
1:C:96:LYS:C	1:C:96:LYS:HD2	2.19	0.64
1:A:161:ILE:HD11	1:A:163:TRP:CZ2	2.33	0.63
1:B:109:PHE:O	1:B:112:ALA:HB3	1.99	0.63
1:D:31:ARG:NE	1:D:65:THR:OG1	2.31	0.63
1:A:212:ASN:ND2	1:D:148:TRP:HE1	1.97	0.63
1:D:54:TYR:HD2	1:D:60:LEU:CA	2.12	0.63
1:A:5:ARG:CZ	1:A:65:THR:O	2.47	0.63
1:B:182:LEU:O	1:B:186:GLN:HG3	1.98	0.63
1:C:215:LEU:HD12	1:C:223:GLY:HA3	1.81	0.63
1:C:193:ILE:HD11	1:C:195:GLU:O	1.99	0.63
1:C:31:ARG:NH1	1:C:52:VAL:HG21	2.13	0.63
1:C:78:HIS:HD2	1:C:97:PRO:O	1.81	0.63
1:C:191:LYS:CE	1:C:219:GLU:HB2	2.29	0.62
1:D:274:THR:HG21	1:D:279:TYR:CZ	2.34	0.62
1:B:9:MSE:HE1	1:B:81:ALA:HB1	1.81	0.62
1:C:191:LYS:HD3	1:C:218:ALA:O	1.98	0.62
1:D:136:ALA:O	1:D:140:GLU:HG2	1.99	0.62
1:A:123:GLN:HG3	1:A:126:VAL:HG22	1.80	0.62
1:B:206:ALA:O	1:B:318:PHE:CE2	2.52	0.62
1:A:290:ASP:HB2	1:A:292:LYS:HD3	1.81	0.62
1:B:33:ILE:HD11	1:B:44:MSE:HE3	1.80	0.62
1:C:193:ILE:CD1	1:C:195:GLU:H	2.12	0.62
1:B:22:LEU:HD23	1:B:30:VAL:HB	1.81	0.62
1:A:33:ILE:HD13	1:A:44:MSE:HG2	1.81	0.62
1:B:237:MSE:CE	1:B:251:PHE:HB3	2.29	0.62
1:B:290:ASP:C	1:B:291:LYS:HG2	2.19	0.62
1:D:120:MSE:HE3	1:D:295:SER:HB2	1.82	0.62
1:A:255:ASP:HB2	1:A:271:GLU:O	1.99	0.61
1:B:94:LEU:HB3	1:B:98:PHE:HD2	1.63	0.61
1:D:302:LEU:O	1:D:306:THR:HG23	1.99	0.61
1:D:54:TYR:CD2	1:D:60:LEU:HA	2.35	0.61
1:D:68:ILE:HA	1:D:91:PRO:HG2	1.82	0.61
1:A:319:ASP:O	1:A:320:ASN:HB2	2.00	0.61
1:A:78:HIS:HD2	1:A:97:PRO:O	1.84	0.61
1:B:68:ILE:HD12	1:B:91:PRO:O	2.00	0.61

Continued on next page...

Continued from previous page...

Atom-1	Atom-2	Interatomic distance (Å)	Clash overlap (Å)
1:B:133:LYS:HE3	1:B:269:TRP:CE2	2.35	0.61
1:A:136:ALA:O	1:A:140:GLU:HG2	2.01	0.61
1:C:30:VAL:HG11	1:C:50:ILE:HG12	1.83	0.61
1:B:135:LYS:HE2	1:B:187:TYR:O	2.01	0.60
1:B:311:GLU:OE2	1:B:311:GLU:HA	2.01	0.60
1:B:31:ARG:HD3	1:B:65:THR:CG2	2.27	0.60
1:D:54:TYR:CD2	1:D:60:LEU:N	2.69	0.60
1:D:163:TRP:HZ3	1:D:170:GLY:HA3	1.62	0.60
1:A:152:VAL:HG13	1:A:226:PHE:HD1	1.67	0.60
1:B:120:MSE:HE2	1:B:298:MSE:HB2	1.82	0.60
1:C:86:LEU:HD13	1:C:112:ALA:HB2	1.82	0.60
1:D:124:LYS:HG2	1:D:180:TYR:OH	2.01	0.60
1:C:68:ILE:HD12	1:C:288:LEU:HD11	1.83	0.60
1:A:61:CYS:HB3	1:A:88:GLN:CG	2.30	0.60
1:A:212:ASN:HD22	1:D:148:TRP:HE1	1.50	0.60
1:A:1:LEU:HD12	1:A:1:LEU:N	2.16	0.60
1:A:11:THR:HG21	1:A:40:ASN:O	2.02	0.60
1:C:78:HIS:CD2	1:C:97:PRO:O	2.54	0.60
1:D:38:LEU:HD12	1:D:55:GLY:CA	2.31	0.60
1:A:191:LYS:HE3	1:A:219:GLU:HB2	1.84	0.59
1:B:114:GLU:HG2	1:B:115:GLN:N	2.15	0.59
1:B:120:MSE:HE1	1:B:283:HIS:CD2	2.37	0.59
1:A:35:SER:HB3	1:A:37:ARG:O	2.02	0.59
1:B:82:ALA:O	1:B:86:LEU:HB2	2.01	0.59
1:C:13:GLN:H	1:C:13:GLN:CD	2.00	0.59
1:C:195:GLU:HB3	1:C:216:LYS:HB3	1.84	0.59
1:D:12:ALA:O	1:D:15:VAL:HG23	2.02	0.59
1:A:96:LYS:HA	1:A:97:PRO:C	2.23	0.59
1:A:311:GLU:OE1	1:A:311:GLU:HA	2.01	0.59
1:B:9:MSE:HE1	1:B:81:ALA:CA	2.33	0.59
1:B:143:LEU:HD22	1:B:244:GLY:C	2.22	0.59
1:B:115:GLN:O	1:B:116:GLY:C	2.41	0.59
1:D:78:HIS:HD2	1:D:97:PRO:O	1.85	0.59
1:D:149:VAL:O	1:D:223:GLY:HA2	2.03	0.59
1:D:248:ILE:HD12	1:D:248:ILE:N	2.18	0.59
1:D:275:SER:HB3	1:D:278:THR:CG2	2.32	0.59
1:A:4:ILE:HD12	1:A:67:ASP:CB	2.31	0.59
1:D:179:SER:HB2	1:D:183:GLN:NE2	2.18	0.59
1:D:109:PHE:HA	1:D:119:LEU:HD23	1.84	0.59
1:C:68:ILE:HG13	1:C:91:PRO:HB2	1.85	0.58
1:C:99:THR:HG21	1:C:101:ASN:O	2.03	0.58

Continued on next page...

Continued from previous page...

Atom-1	Atom-2	Interatomic distance (Å)	Clash overlap (Å)
1:D:158:VAL:HG13	1:D:158:VAL:O	2.03	0.58
1:B:86:LEU:HD22	1:B:111:ILE:CD1	2.32	0.58
1:D:96:LYS:HD3	1:D:180:TYR:CE1	2.38	0.58
1:D:227:ILE:HD12	1:D:227:ILE:N	2.19	0.58
1:B:290:ASP:O	1:B:291:LYS:HG2	2.03	0.58
1:C:75:ASN:OD1	1:C:170:GLY:HA2	2.04	0.58
1:A:222:LEU:HD11	1:D:200:ALA:HA	1.84	0.58
1:A:315:GLN:O	1:A:319:ASP:HB3	2.03	0.58
1:C:39:GLU:H	1:C:39:GLU:CD	2.07	0.58
1:D:124:LYS:HD2	1:D:277:PHE:CE1	2.39	0.58
1:A:34:ALA:HB2	1:A:54:TYR:HB2	1.86	0.58
1:B:274:THR:HG21	1:B:279:TYR:OH	2.04	0.58
1:B:123:GLN:NE2	1:B:298:MSE:SE	2.87	0.58
1:D:35:SER:HB2	1:D:41:ALA:HB2	1.86	0.58
1:C:31:ARG:HH11	1:C:65:THR:HG21	1.70	0.57
1:D:86:LEU:HD13	1:D:112:ALA:HB2	1.85	0.57
1:A:31:ARG:HD3	1:A:65:THR:CG2	2.34	0.57
1:B:215:LEU:HD11	1:B:225:ILE:HG13	1.86	0.57
1:D:22:LEU:HD13	1:D:281:ILE:HD13	1.86	0.57
1:D:228:ASN:HD21	1:D:231:LEU:H	1.51	0.57
1:A:101:ASN:C	1:A:101:ASN:HD22	2.08	0.57
1:B:84:LEU:HD13	1:B:84:LEU:C	2.24	0.57
1:C:215:LEU:HD12	1:C:223:GLY:CA	2.35	0.57
1:A:218:ALA:O	1:A:219:GLU:HB2	2.04	0.57
1:B:9:MSE:HE2	1:B:81:ALA:HB1	1.85	0.57
1:C:43:LYS:O	1:C:47:GLU:HG3	2.04	0.57
1:A:121:GLU:OE1	1:A:303:THR:HG23	2.05	0.57
1:D:63:ASP:CG	1:D:65:THR:HG22	2.25	0.57
1:D:274:THR:HG23	1:D:275:SER:N	2.08	0.57
1:C:25:SER:HB3	1:C:28:ALA:HB3	1.86	0.56
1:C:169:ALA:O	1:C:170:GLY:C	2.43	0.56
1:D:6:TYR:HE2	1:D:28:ALA:HB1	1.71	0.56
1:D:63:ASP:OD2	1:D:65:THR:HG22	2.05	0.56
1:B:17:ARG:HD2	1:B:277:PHE:HE2	1.70	0.56
1:B:120:MSE:HE1	1:B:283:HIS:HD2	1.70	0.56
1:C:35:SER:O	1:C:36:ARG:HB2	2.06	0.56
1:B:90:LYS:CB	1:B:91:PRO:CD	2.78	0.56
1:B:102:ALA:O	1:B:106:GLU:HG2	2.05	0.56
1:B:120:MSE:HE3	1:B:295:SER:HB2	1.86	0.56
1:B:228:ASN:HD21	1:B:231:LEU:H	1.51	0.56
1:B:300:LYS:O	1:B:304:ILE:HG12	2.05	0.56

Continued on next page...

Continued from previous page...

Atom-1	Atom-2	Interatomic distance (Å)	Clash overlap (Å)
1:D:163:TRP:CE3	1:D:170:GLY:HA3	2.39	0.56
1:B:237:MSE:HE2	1:B:251:PHE:CD2	2.41	0.56
1:B:213:LEU:N	1:B:213:LEU:HD22	2.20	0.56
1:B:33:ILE:HD11	1:B:44:MSE:HE2	1.86	0.56
1:B:249:PRO:O	1:B:254:THR:HB	2.05	0.56
1:C:249:PRO:O	1:C:254:THR:HB	2.05	0.56
1:A:16:PRO:HD3	1:A:44:MSE:HE1	1.88	0.55
1:B:91:PRO:HB3	1:B:118:PHE:HB3	1.86	0.55
1:A:99:THR:HG21	1:A:101:ASN:O	2.06	0.55
1:B:99:THR:HG21	1:B:101:ASN:O	2.06	0.55
1:B:260:THR:HG23	1:B:266:THR:HG22	1.88	0.55
1:C:178:GLY:HA2	1:C:227:ILE:HD11	1.87	0.55
1:D:78:HIS:CD2	1:D:97:PRO:O	2.59	0.55
1:A:146:ILE:O	1:A:221:THR:HB	2.06	0.55
1:B:6:TYR:HA	1:B:68:ILE:O	2.07	0.55
1:B:125:SER:OG	1:B:184:TYR:HD1	1.88	0.55
1:A:149:VAL:HA	1:A:238:THR:O	2.06	0.55
1:B:7:GLY:HA2	1:B:32:GLY:CA	2.36	0.55
1:C:60:LEU:HD11	1:C:66:ILE:HG12	1.87	0.55
1:D:54:TYR:HD2	1:D:60:LEU:N	2.04	0.55
1:B:68:ILE:HD12	1:B:91:PRO:C	2.27	0.55
1:C:158:VAL:O	1:C:161:ILE:HG23	2.07	0.55
1:A:4:ILE:HG21	1:A:285:ASN:OD1	2.07	0.55
1:A:66:ILE:N	1:A:66:ILE:HD12	2.21	0.54
1:D:54:TYR:CD2	1:D:60:LEU:CA	2.91	0.54
1:D:5:ARG:HA	1:D:29:GLU:O	2.07	0.54
1:B:136:ALA:O	1:B:140:GLU:HG2	2.08	0.54
1:D:4:ILE:HG22	1:D:6:TYR:CE2	2.42	0.54
1:B:113:GLN:HA	1:B:293:LEU:HD23	1.87	0.54
1:C:98:PHE:HD1	1:C:121:GLU:HB2	1.70	0.54
1:A:25:SER:OG	1:A:28:ALA:HB3	2.07	0.54
1:B:124:LYS:HE2	1:B:277:PHE:CZ	2.42	0.54
1:D:120:MSE:HE2	1:D:295:SER:OG	2.06	0.54
1:A:13:GLN:O	1:A:16:PRO:HD2	2.08	0.54
1:D:106:GLU:OE2	1:D:110:ALA:HB2	2.07	0.54
1:D:75:ASN:HD22	1:D:170:GLY:CA	2.15	0.54
1:A:51:PRO:O	1:A:52:VAL:O	2.25	0.54
1:A:179:SER:O	1:A:183:GLN:HG3	2.08	0.54
1:D:35:SER:HB3	1:D:37:ARG:O	2.08	0.54
1:B:14:ILE:C	1:B:14:ILE:HD12	2.28	0.54
1:C:239:ILE:HD12	1:C:239:ILE:N	2.23	0.54

Continued on next page...

Continued from previous page...

Atom-1	Atom-2	Interatomic distance (Å)	Clash overlap (Å)
1:A:99:THR:CG2	1:A:101:ASN:H	2.19	0.53
1:C:207:THR:HA	1:C:318:PHE:CZ	2.43	0.53
1:C:99:THR:CG2	1:C:101:ASN:O	2.57	0.53
1:A:96:LYS:HA	1:A:98:PHE:N	2.23	0.53
1:C:14:ILE:HD11	1:C:72:PRO:HB2	1.90	0.53
1:C:260:THR:OG1	1:C:266:THR:HB	2.09	0.53
1:A:249:PRO:O	1:A:254:THR:HB	2.09	0.53
1:B:237:MSE:HE1	1:B:251:PHE:CB	2.38	0.53
1:B:293:LEU:H	1:B:293:LEU:HD12	1.73	0.53
1:C:311:GLU:OE1	1:C:311:GLU:HA	2.09	0.53
1:D:96:LYS:HE2	1:D:180:TYR:HE1	1.74	0.53
1:B:202:TYR:HB3	1:B:208:ASP:HA	1.90	0.53
1:A:287:CYS:O	1:A:292:LYS:HG2	2.09	0.53
1:B:31:ARG:CZ	1:B:65:THR:HG21	2.39	0.53
1:C:9:MSE:O	1:C:10:SER:HB2	2.08	0.53
1:C:61:CYS:HB3	1:C:88:GLN:HG2	1.91	0.53
1:B:228:ASN:ND2	1:B:231:LEU:H	2.07	0.53
1:D:99:THR:CG2	1:D:101:ASN:O	2.57	0.52
1:B:94:LEU:HB3	1:B:98:PHE:CD2	2.44	0.52
1:A:3:LYS:HB3	1:A:27:GLN:O	2.09	0.52
1:A:48:LEU:HB2	1:A:50:ILE:HG13	1.92	0.52
1:A:78:HIS:CD2	1:A:97:PRO:O	2.61	0.52
1:B:94:LEU:HD23	1:B:98:PHE:CD2	2.45	0.52
1:C:42:GLN:HG2	1:C:53:ALA:CB	2.40	0.52
1:C:154:ALA:HB2	1:C:228:ASN:ND2	2.25	0.52
1:C:154:ALA:CB	1:C:228:ASN:ND2	2.72	0.52
1:A:212:ASN:HD21	1:D:224:ASN:HB2	1.75	0.52
1:B:188:VAL:HG23	1:B:189:LEU:HD13	1.91	0.52
1:C:54:TYR:O	1:C:56:SER:N	2.42	0.52
1:C:96:LYS:HA	1:C:98:PHE:N	2.25	0.52
1:B:45:ALA:O	1:B:48:LEU:O	2.28	0.52
1:A:161:ILE:HG23	1:A:161:ILE:O	2.09	0.52
1:B:19:VAL:HG21	1:B:48:LEU:CD1	2.40	0.52
1:C:64:GLU:N	1:C:64:GLU:OE1	2.42	0.52
1:A:22:LEU:HD22	1:A:30:VAL:HG23	1.91	0.52
1:B:114:GLU:O	1:B:115:GLN:HB2	2.10	0.52
1:D:91:PRO:HA	1:D:117:VAL:HG22	1.91	0.52
1:B:61:CYS:SG	1:B:85:ALA:HA	2.48	0.52
1:C:22:LEU:HD13	1:C:30:VAL:CG2	2.39	0.52
1:C:45:ALA:O	1:C:48:LEU:O	2.28	0.52
1:D:191:LYS:HD3	1:D:219:GLU:HB2	1.92	0.52

Continued on next page...

Continued from previous page...

Atom-1	Atom-2	Interatomic distance (Å)	Clash overlap (Å)
1:A:36:ARG:NH1	1:A:36:ARG:CG	2.71	0.52
1:A:99:THR:HG23	1:A:101:ASN:N	2.24	0.52
1:D:63:ASP:OD1	1:D:64:GLU:N	2.43	0.52
1:B:33:ILE:CG2	1:B:41:ALA:HB1	2.32	0.51
1:B:292:LYS:NZ	1:B:292:LYS:HB3	2.26	0.51
1:D:10:SER:OG	1:D:11:THR:N	2.43	0.51
1:D:191:LYS:HZ3	1:D:221:THR:CG2	2.23	0.51
1:A:319:ASP:O	1:A:320:ASN:CB	2.59	0.51
1:A:112:ALA:HA	1:A:117:VAL:HG12	1.93	0.51
1:D:275:SER:O	1:D:278:THR:HG22	2.11	0.51
1:A:311:GLU:OE1	1:A:311:GLU:CA	2.59	0.51
1:B:281:ILE:HG22	1:B:285:ASN:ND2	2.22	0.51
1:D:272:GLN:HG3	1:D:273:PHE:H	1.74	0.51
1:A:4:ILE:CD1	1:A:67:ASP:HB2	2.31	0.51
1:A:191:LYS:CE	1:A:219:GLU:HB2	2.40	0.51
1:C:182:LEU:HD11	1:C:306:THR:CG2	2.29	0.51
1:C:86:LEU:O	1:C:115:GLN:HG3	2.10	0.51
1:D:32:GLY:HA2	1:D:52:VAL:HB	1.93	0.51
1:D:37:ARG:CG	1:D:40:ASN:HB2	2.32	0.51
1:B:9:MSE:HE1	1:B:81:ALA:CB	2.40	0.50
1:B:158:VAL:HG21	1:B:164:PHE:CD2	2.46	0.50
1:C:151:SER:HA	1:C:237:MSE:HA	1.92	0.50
1:A:63:ASP:OD1	1:A:65:THR:HB	2.10	0.50
1:C:38:LEU:O	1:C:41:ALA:HB3	2.11	0.50
1:A:167:ARG:O	1:A:167:ARG:HD3	2.11	0.50
1:B:11:THR:HA	1:B:44:MSE:CE	2.41	0.50
1:B:255:ASP:HB2	1:B:271:GLU:O	2.11	0.50
1:D:202:TYR:HB3	1:D:208:ASP:HA	1.94	0.50
1:B:237:MSE:HE2	1:B:251:PHE:CG	2.47	0.50
1:D:118:PHE:HA	1:D:293:LEU:O	2.11	0.50
1:D:275:SER:HB3	1:D:278:THR:HB	1.93	0.50
1:A:31:ARG:HH11	1:A:65:THR:HG21	1.75	0.50
1:B:284:VAL:O	1:B:288:LEU:HG	2.11	0.50
1:D:54:TYR:HD2	1:D:60:LEU:HA	1.71	0.50
1:D:186:GLN:CD	1:D:193:ILE:HG13	2.32	0.50
1:C:163:TRP:CZ3	1:C:170:GLY:HA3	2.46	0.50
1:D:53:ALA:O	1:D:54:TYR:CD1	2.65	0.50
1:D:226:PHE:CZ	1:D:228:ASN:HB2	2.46	0.50
1:C:35:SER:O	1:C:36:ARG:CB	2.59	0.50
1:D:167:ARG:HG3	1:D:167:ARG:HH11	1.76	0.50
1:A:99:THR:CG2	1:A:101:ASN:O	2.60	0.50

Continued on next page...

Continued from previous page...

Atom-1	Atom-2	Interatomic distance (Å)	Clash overlap (Å)
1:B:47:GLU:C	1:B:48:LEU:HD23	2.33	0.50
1:B:86:LEU:HD21	1:B:117:VAL:HG11	1.94	0.50
1:D:96:LYS:HE2	1:D:180:TYR:CE1	2.47	0.50
1:D:146:ILE:N	1:D:146:ILE:HD12	2.27	0.50
1:B:86:LEU:HD23	1:B:117:VAL:HG11	1.93	0.49
1:B:212:ASN:ND2	1:B:224:ASN:HD21	2.06	0.49
1:C:31:ARG:NH1	1:C:31:ARG:HG2	2.24	0.49
1:C:14:ILE:HD11	1:C:72:PRO:CB	2.42	0.49
1:A:13:GLN:NE2	1:A:13:GLN:N	2.59	0.49
1:A:232:LYS:O	1:A:232:LYS:HG2	2.11	0.49
1:B:143:LEU:CD2	1:B:259:TYR:HE2	2.26	0.49
1:B:17:ARG:CD	1:B:277:PHE:HE2	2.26	0.49
1:C:91:PRO:HG3	1:C:117:VAL:CG2	2.39	0.49
1:D:53:ALA:O	1:D:54:TYR:HD1	1.96	0.49
1:A:86:LEU:HD13	1:A:112:ALA:HB2	1.95	0.49
1:B:69:ILE:HG22	1:B:71:ILE:CD1	2.41	0.49
1:B:170:GLY:O	1:B:175:HIS:CB	2.59	0.49
1:B:300:LYS:HE2	1:B:301:GLU:OE2	2.13	0.49
1:D:237:MSE:HE3	1:D:251:PHE:CD2	2.47	0.49
1:B:125:SER:OG	1:B:184:TYR:CD1	2.66	0.49
1:C:4:ILE:HG22	1:C:27:GLN:O	2.12	0.49
1:C:178:GLY:O	1:C:182:LEU:HG	2.13	0.49
1:D:123:GLN:OE1	1:D:126:VAL:HG13	2.12	0.49
1:B:113:GLN:HA	1:B:293:LEU:CD2	2.43	0.49
1:D:38:LEU:HD23	1:D:42:GLN:HE21	1.77	0.49
1:D:142:GLY:C	1:D:143:LEU:HD12	2.33	0.49
1:D:319:ASP:O	1:D:320:ASN:CB	2.57	0.49
1:A:101:ASN:HD22	1:A:102:ALA:N	2.09	0.49
1:A:292:LYS:NZ	1:A:292:LYS:HB3	2.28	0.49
1:B:96:LYS:CA	1:B:97:PRO:C	2.80	0.49
1:C:42:GLN:HA	1:C:45:ALA:HB3	1.94	0.49
1:D:22:LEU:HD13	1:D:281:ILE:HG21	1.94	0.49
1:A:18:PHE:CE2	1:A:22:LEU:HD12	2.48	0.49
1:B:86:LEU:HD22	1:B:111:ILE:HD13	1.94	0.49
1:B:169:ALA:O	1:B:171:GLY:N	2.43	0.49
1:B:289:GLN:O	1:B:291:LYS:HD3	2.13	0.49
1:B:308:LYS:O	1:B:312:SER:HB2	2.12	0.49
1:D:290:ASP:O	1:D:291:LYS:HG2	2.12	0.49
1:B:28:ALA:HB2	1:B:285:ASN:OD1	2.13	0.48
1:B:96:LYS:HD2	1:B:96:LYS:C	2.33	0.48
1:B:178:GLY:O	1:B:181:PRO:HD2	2.13	0.48

Continued on next page...

Continued from previous page...

Atom-1	Atom-2	Interatomic distance (Å)	Clash overlap (Å)
1:B:277:PHE:O	1:B:281:ILE:HG13	2.12	0.48
1:C:287:CYS:O	1:C:292:LYS:HG2	2.12	0.48
1:A:158:VAL:HG13	1:A:158:VAL:O	2.12	0.48
1:A:259:TYR:CD2	1:A:260:THR:N	2.81	0.48
1:D:272:GLN:HG3	1:D:273:PHE:N	2.28	0.48
1:A:172:GLY:HA3	1:A:207:THR:HB	1.94	0.48
1:A:195:GLU:HB3	1:A:216:LYS:HB3	1.94	0.48
1:B:9:MSE:SE	1:B:71:ILE:HD12	2.63	0.48
1:B:133:LYS:HE3	1:B:269:TRP:CD2	2.48	0.48
1:B:169:ALA:C	1:B:171:GLY:N	2.65	0.48
1:C:78:HIS:HB3	1:C:94:LEU:HD21	1.95	0.48
1:A:231:LEU:HG	1:D:147:LEU:HD12	1.95	0.48
1:A:239:ILE:N	1:A:239:ILE:HD12	2.28	0.48
1:B:48:LEU:HB2	1:B:50:ILE:HD12	1.90	0.48
1:C:75:ASN:CB	1:C:170:GLY:HA2	2.44	0.48
1:D:143:LEU:HB3	1:D:241:GLY:HA3	1.95	0.48
1:A:203:GLN:O	1:A:206:ALA:HB3	2.14	0.48
1:C:38:LEU:O	1:C:42:GLN:HG3	2.13	0.48
1:D:66:ILE:O	1:D:90:LYS:HE3	2.13	0.48
1:D:167:ARG:HG3	1:D:167:ARG:NH1	2.27	0.48
1:B:37:ARG:HB3	1:B:40:ASN:HB2	1.95	0.48
1:C:249:PRO:O	1:C:250:ASN:C	2.52	0.48
1:D:89:GLY:O	1:D:117:VAL:HG21	2.14	0.48
1:A:5:ARG:CZ	1:A:65:THR:HA	2.44	0.48
1:A:22:LEU:HD13	1:A:30:VAL:HG22	1.96	0.48
1:A:238:THR:C	1:A:239:ILE:HD12	2.34	0.48
1:B:237:MSE:HE1	1:B:251:PHE:HB2	1.96	0.48
1:D:123:GLN:HE22	1:D:180:TYR:HA	1.75	0.48
1:D:260:THR:OG1	1:D:266:THR:HB	2.14	0.48
1:A:150:GLN:O	1:A:237:MSE:HA	2.14	0.48
1:B:226:PHE:CZ	1:B:228:ASN:HB2	2.49	0.48
1:B:259:TYR:O	1:B:266:THR:HA	2.14	0.48
1:C:97:PRO:O	1:C:98:PHE:C	2.52	0.48
1:A:315:GLN:O	1:A:320:ASN:OD1	2.31	0.48
1:B:96:LYS:HA	1:B:98:PHE:N	2.29	0.48
1:B:111:ILE:O	1:B:111:ILE:CG1	2.57	0.48
1:C:60:LEU:CD1	1:C:66:ILE:HG12	2.43	0.48
1:D:96:LYS:HA	1:D:97:PRO:C	2.34	0.48
1:A:130:ILE:HG23	1:A:131:THR:N	2.29	0.47
1:B:69:ILE:HG22	1:B:71:ILE:HD13	1.96	0.47
1:B:86:LEU:HB3	1:B:111:ILE:CD1	2.38	0.47

Continued on next page...

Continued from previous page...

Atom-1	Atom-2	Interatomic distance (Å)	Clash overlap (Å)
1:C:4:ILE:HD11	1:C:288:LEU:CD1	2.41	0.47
1:D:60:LEU:CD1	1:D:69:ILE:HD13	2.44	0.47
1:D:71:ILE:N	1:D:71:ILE:CD1	2.75	0.47
1:B:86:LEU:HD22	1:B:111:ILE:HD11	1.97	0.47
1:D:186:GLN:CG	1:D:193:ILE:HG13	2.44	0.47
1:D:4:ILE:HG22	1:D:4:ILE:O	2.13	0.47
1:D:19:VAL:O	1:D:23:ARG:HG2	2.13	0.47
1:D:99:THR:HG22	1:D:100:LEU:N	2.28	0.47
1:D:191:LYS:NZ	1:D:221:THR:CG2	2.78	0.47
1:D:6:TYR:CE2	1:D:28:ALA:HB1	2.50	0.47
1:A:318:PHE:O	1:A:319:ASP:HB2	2.15	0.47
1:B:99:THR:CG2	1:B:101:ASN:O	2.62	0.47
1:C:37:ARG:HD2	1:C:40:ASN:HB2	1.95	0.47
1:D:182:LEU:HD13	1:D:193:ILE:CD1	2.45	0.47
1:A:99:THR:HG23	1:A:100:LEU:N	2.29	0.47
1:D:10:SER:HB2	1:D:73:THR:HG22	1.97	0.47
1:A:276:GLU:OE1	1:A:276:GLU:N	2.40	0.47
1:B:30:VAL:HG22	1:B:31:ARG:N	2.29	0.47
1:B:64:GLU:H	1:B:64:GLU:CD	2.18	0.47
1:C:58:GLU:OE1	1:C:58:GLU:N	2.43	0.47
1:C:75:ASN:ND2	1:C:97:PRO:HD2	2.30	0.47
1:C:215:LEU:CD1	1:C:223:GLY:HA3	2.44	0.47
1:C:238:THR:C	1:C:239:ILE:HD12	2.35	0.47
1:B:123:GLN:HG3	1:B:180:TYR:CZ	2.50	0.46
1:D:99:THR:CG2	1:D:100:LEU:N	2.77	0.46
1:D:228:ASN:ND2	1:D:231:LEU:H	2.12	0.46
1:B:46:LYS:HB2	1:B:46:LYS:NZ	2.30	0.46
1:B:237:MSE:CE	1:B:251:PHE:CG	2.98	0.46
1:C:15:VAL:N	1:C:16:PRO:HD2	2.30	0.46
1:D:38:LEU:HD23	1:D:42:GLN:NE2	2.30	0.46
1:D:91:PRO:CA	1:D:117:VAL:HG22	2.45	0.46
1:D:109:PHE:CD1	1:D:119:LEU:HD23	2.50	0.46
1:C:315:GLN:OE1	1:C:319:ASP:HB2	2.16	0.46
1:A:92:VAL:HG12	1:A:93:LEU:N	2.30	0.46
1:B:23:ARG:HD3	1:B:29:GLU:OE1	2.16	0.46
1:B:24:GLU:HB3	1:B:278:THR:OG1	2.15	0.46
1:B:34:ALA:HA	1:B:54:TYR:O	2.16	0.46
1:D:9:MSE:HE2	1:D:71:ILE:HG12	1.95	0.46
1:D:52:VAL:HG12	1:D:53:ALA:N	2.31	0.46
1:A:4:ILE:HD13	1:A:288:LEU:HD13	1.97	0.46
1:A:30:VAL:HG12	1:A:50:ILE:HG23	1.96	0.46

Continued on next page...

Continued from previous page...

Atom-1	Atom-2	Interatomic distance (Å)	Clash overlap (Å)
1:C:314:TYR:CD1	1:C:318:PHE:CE2	2.97	0.46
1:A:96:LYS:C	1:A:96:LYS:HD2	2.36	0.46
1:A:123:GLN:HG3	1:A:123:GLN:O	2.15	0.46
1:C:31:ARG:HH11	1:C:31:ARG:CG	2.25	0.46
1:A:222:LEU:HD12	1:D:210:GLN:HG3	1.98	0.46
1:D:44:MSE:HA	1:D:47:GLU:HB2	1.98	0.46
1:D:60:LEU:HD11	1:D:69:ILE:HD13	1.98	0.46
1:D:95:GLU:CG	1:D:96:LYS:H	2.28	0.46
1:D:158:VAL:O	1:D:158:VAL:CG1	2.63	0.46
1:D:286:GLN:HE21	1:D:286:GLN:HB3	1.51	0.46
1:A:165:TYR:HA	1:A:207:THR:OG1	2.16	0.46
1:B:184:TYR:CE2	1:B:188:VAL:HG11	2.50	0.46
1:B:117:VAL:HG22	1:B:118:PHE:N	2.30	0.46
1:C:66:ILE:HD12	1:C:66:ILE:N	2.30	0.46
1:C:99:THR:HG23	1:C:100:LEU:N	2.30	0.46
1:C:154:ALA:CB	1:C:228:ASN:HD21	2.29	0.46
1:D:9:MSE:HB2	1:D:69:ILE:HD11	1.98	0.46
1:D:109:PHE:HA	1:D:119:LEU:CD2	2.46	0.46
1:C:191:LYS:HE3	1:C:219:GLU:CB	2.42	0.46
1:D:35:SER:CB	1:D:37:ARG:O	2.64	0.46
1:D:148:TRP:HA	1:D:222:LEU:O	2.16	0.46
1:D:274:THR:CG2	1:D:275:SER:H	2.04	0.46
1:B:275:SER:OG	1:B:278:THR:N	2.49	0.45
1:A:18:PHE:HE2	1:A:22:LEU:HD12	1.80	0.45
1:A:63:ASP:HB3	1:A:66:ILE:HD13	1.98	0.45
1:A:164:PHE:O	1:A:171:GLY:O	2.33	0.45
1:A:191:LYS:CD	1:A:221:THR:HG21	2.46	0.45
1:B:58:GLU:OE1	1:B:58:GLU:N	2.47	0.45
1:D:201:THR:O	1:D:208:ASP:HA	2.16	0.45
1:D:249:PRO:O	1:D:254:THR:HB	2.17	0.45
1:B:63:ASP:OD1	1:B:65:THR:N	2.42	0.45
1:B:149:VAL:O	1:B:223:GLY:HA2	2.17	0.45
1:C:276:GLU:H	1:C:276:GLU:HG3	1.41	0.45
1:B:143:LEU:HD23	1:B:259:TYR:HE2	1.81	0.45
1:C:167:ARG:HG3	1:C:318:PHE:CE2	2.48	0.45
1:A:19:VAL:HG13	1:A:30:VAL:HG21	1.98	0.45
1:D:74:TYR:HD1	1:D:74:TYR:H	1.64	0.45
1:B:110:ALA:C	1:B:112:ALA:H	2.20	0.45
1:B:150:GLN:O	1:B:150:GLN:HG3	2.16	0.45
1:D:225:ILE:HG22	1:D:227:ILE:CD1	2.45	0.45
1:B:17:ARG:NH1	1:B:276:GLU:OE1	2.49	0.45

Continued on next page...

Continued from previous page...

Atom-1	Atom-2	Interatomic distance (Å)	Clash overlap (Å)
1:D:86:LEU:O	1:D:115:GLN:HG3	2.17	0.45
1:B:134:VAL:O	1:B:138:ILE:HD13	2.17	0.45
1:B:228:ASN:HD21	1:B:231:LEU:N	2.14	0.45
1:D:63:ASP:HB3	1:D:66:ILE:HD12	1.98	0.45
1:A:224:ASN:HB2	1:D:212:ASN:HD21	1.82	0.45
1:A:237:MSE:HE3	1:A:251:PHE:CD2	2.51	0.45
1:B:143:LEU:HB2	1:B:146:ILE:HD11	1.99	0.45
1:B:275:SER:HG	1:B:278:THR:CB	2.30	0.45
1:C:168:GLU:H	1:C:168:GLU:CD	2.18	0.45
1:D:43:LYS:O	1:D:47:GLU:HG3	2.17	0.45
1:D:58:GLU:HA	1:D:84:LEU:HD21	1.98	0.45
1:A:290:ASP:HB2	1:A:292:LYS:CD	2.47	0.45
1:B:23:ARG:NH2	1:B:30:VAL:CG1	2.80	0.45
1:C:22:LEU:HD21	1:C:29:GLU:N	2.32	0.45
1:C:318:PHE:CD1	1:C:318:PHE:N	2.82	0.45
1:D:67:ASP:O	1:D:91:PRO:HD2	2.17	0.45
1:D:79:TYR:O	1:D:83:LYS:HB2	2.17	0.45
1:A:217:PHE:CB	1:A:221:THR:HG23	2.30	0.44
1:C:11:THR:O	1:C:11:THR:CG2	2.60	0.44
1:C:11:THR:HG23	1:C:44:MSE:HE3	1.99	0.44
1:C:150:GLN:HA	1:C:224:ASN:O	2.16	0.44
1:C:167:ARG:CG	1:C:318:PHE:CE2	3.01	0.44
1:D:96:LYS:HD3	1:D:180:TYR:HE1	1.79	0.44
1:A:92:VAL:CG1	1:A:93:LEU:N	2.80	0.44
1:B:87:SER:O	1:B:88:GLN:HB3	2.18	0.44
1:B:143:LEU:HD22	1:B:244:GLY:CA	2.47	0.44
1:B:149:VAL:HG12	1:B:239:ILE:HG23	1.98	0.44
1:B:294:THR:CG2	1:B:295:SER:H	2.26	0.44
1:D:9:MSE:HE1	1:D:81:ALA:O	2.17	0.44
1:D:75:ASN:HB2	1:D:169:ALA:O	2.17	0.44
1:A:210:GLN:OE1	1:D:147:LEU:HB3	2.17	0.44
1:C:31:ARG:HH12	1:C:52:VAL:HG21	1.80	0.44
1:A:130:ILE:HG21	1:A:254:THR:HG23	1.98	0.44
1:B:59:GLU:C	1:B:59:GLU:CD	2.75	0.44
1:D:311:GLU:O	1:D:315:GLN:HB2	2.18	0.44
1:B:22:LEU:HD12	1:B:281:ILE:HG21	1.99	0.44
1:C:167:ARG:CG	1:C:318:PHE:CD2	2.92	0.44
1:C:193:ILE:HD13	1:C:194:GLN:H	1.80	0.44
1:D:33:ILE:HG21	1:D:45:ALA:HB2	2.00	0.44
1:D:73:THR:O	1:D:78:HIS:CE1	2.61	0.44
1:B:15:VAL:N	1:B:16:PRO:CD	2.81	0.44

Continued on next page...

Continued from previous page...

Atom-1	Atom-2	Interatomic distance (Å)	Clash overlap (Å)
1:B:173:ALA:HB3	1:B:208:ASP:OD1	2.17	0.44
1:C:65:THR:HG22	1:C:66:ILE:CD1	2.32	0.44
1:C:219:GLU:OE2	1:C:219:GLU:HA	2.17	0.44
1:C:261:ASP:OD2	1:C:263:GLN:HG3	2.17	0.44
1:A:222:LEU:CD1	1:D:210:GLN:HG3	2.47	0.44
1:B:194:GLN:NE2	1:B:218:ALA:HA	2.33	0.44
1:C:42:GLN:HG2	1:C:53:ALA:HB3	2.00	0.44
1:D:158:VAL:HG11	1:D:164:PHE:CD2	2.53	0.44
1:B:9:MSE:HE1	1:B:81:ALA:HA	2.00	0.44
1:B:50:ILE:CD1	1:B:50:ILE:H	2.28	0.44
1:C:137:THR:O	1:C:142:GLY:N	2.51	0.44
1:D:106:GLU:C	1:D:106:GLU:CD	2.76	0.44
1:A:14:ILE:O	1:A:14:ILE:HG13	2.18	0.44
1:A:107:GLU:O	1:A:110:ALA:HB3	2.18	0.44
1:A:191:LYS:HE3	1:A:219:GLU:CB	2.48	0.44
1:B:127:PHE:HE2	1:B:297:VAL:HG21	1.83	0.44
1:C:107:GLU:O	1:C:111:ILE:CG1	2.66	0.44
1:D:3:LYS:CG	1:D:4:ILE:HG13	2.43	0.44
1:D:178:GLY:O	1:D:182:LEU:HD23	2.17	0.44
1:B:275:SER:OG	1:B:278:THR:CB	2.66	0.43
1:D:183:GLN:HG3	1:D:306:THR:HG21	2.00	0.43
1:A:31:ARG:HD3	1:A:65:THR:HG21	1.98	0.43
1:A:31:ARG:NH1	1:A:31:ARG:HG2	2.31	0.43
1:B:109:PHE:CE1	1:B:119:LEU:HD23	2.52	0.43
1:D:150:GLN:HA	1:D:224:ASN:O	2.17	0.43
1:A:86:LEU:O	1:A:115:GLN:HG3	2.17	0.43
1:B:4:ILE:HG22	1:B:6:TYR:CE2	2.54	0.43
1:B:137:THR:HG22	1:B:142:GLY:HA3	1.99	0.43
1:A:15:VAL:O	1:A:19:VAL:HG23	2.18	0.43
1:B:35:SER:OG	1:B:41:ALA:N	2.51	0.43
1:B:158:VAL:HG21	1:B:164:PHE:CG	2.53	0.43
1:B:273:PHE:O	1:B:274:THR:CG2	2.61	0.43
1:B:228:ASN:CG	1:B:229:VAL:N	2.72	0.43
1:C:74:TYR:CD2	1:C:76:GLN:OE1	2.72	0.43
1:C:76:GLN:OE1	1:C:76:GLN:N	2.46	0.43
1:D:274:THR:CG2	1:D:279:TYR:CZ	3.00	0.43
1:A:86:LEU:HD22	1:A:117:VAL:CG1	2.49	0.43
1:A:178:GLY:HA2	1:A:227:ILE:HD11	2.00	0.43
1:A:200:ALA:O	1:D:216:LYS:NZ	2.52	0.43
1:B:181:PRO:HB2	1:B:225:ILE:HD13	1.99	0.43
1:B:261:ASP:HB2	1:C:113:GLN:OE1	2.18	0.43

Continued on next page...

Continued from previous page...

Atom-1	Atom-2	Interatomic distance (Å)	Clash overlap (Å)
1:C:161:ILE:O	1:C:161:ILE:HG12	2.18	0.43
1:A:129:PRO:HA	1:A:132:GLN:HG2	2.01	0.43
1:C:91:PRO:CG	1:C:117:VAL:HG22	2.47	0.43
1:D:228:ASN:ND2	1:D:231:LEU:HG	2.33	0.43
1:A:172:GLY:CA	1:A:207:THR:HB	2.49	0.43
1:A:99:THR:HG22	1:A:307:VAL:HG11	2.00	0.43
1:B:152:VAL:O	1:B:235:SER:HA	2.19	0.43
1:B:195:GLU:HG2	1:B:216:LYS:HB3	2.01	0.43
1:D:56:SER:OG	1:D:59:GLU:HG2	2.18	0.43
1:D:246:ILE:HA	1:D:258:TYR:O	2.19	0.43
1:A:163:TRP:CE3	1:A:170:GLY:HA3	2.52	0.42
1:B:71:ILE:HB	1:B:94:LEU:HD12	2.00	0.42
1:C:31:ARG:HG2	1:C:31:ARG:O	2.19	0.42
1:C:187:TYR:CE1	1:C:297:VAL:HG13	2.53	0.42
1:B:114:GLU:HG2	1:B:115:GLN:HG3	2.01	0.42
1:B:120:MSE:CE	1:B:295:SER:CB	2.95	0.42
1:B:143:LEU:HD21	1:B:259:TYR:CE2	2.54	0.42
1:C:31:ARG:CG	1:C:31:ARG:O	2.67	0.42
1:C:229:VAL:HG23	1:C:229:VAL:O	2.19	0.42
1:D:96:LYS:CE	1:D:180:TYR:HE1	2.32	0.42
1:A:208:ASP:OD2	1:A:208:ASP:N	2.39	0.42
1:B:260:THR:OG1	1:B:266:THR:HG22	2.20	0.42
1:C:56:SER:HG	1:C:59:GLU:HG2	1.84	0.42
1:D:117:VAL:O	1:D:117:VAL:HG13	2.19	0.42
1:D:300:LYS:O	1:D:304:ILE:HG12	2.19	0.42
1:B:7:GLY:CA	1:B:32:GLY:HA3	2.45	0.42
1:D:201:THR:OG1	1:D:210:GLN:HG2	2.19	0.42
1:A:35:SER:HB2	1:A:41:ALA:HB2	2.00	0.42
1:B:118:PHE:CD2	1:B:288:LEU:HD21	2.55	0.42
1:C:75:ASN:OD1	1:C:170:GLY:CA	2.68	0.42
1:C:130:ILE:HG23	1:C:131:THR:N	2.34	0.42
1:D:38:LEU:CD2	1:D:42:GLN:HE21	2.32	0.42
1:A:149:VAL:HG12	1:A:239:ILE:HA	2.02	0.42
1:B:252:TRP:CZ2	1:B:253:LYS:HE2	2.55	0.42
1:B:275:SER:C	1:B:277:PHE:N	2.69	0.42
1:A:161:ILE:HA	1:A:162:PRO:HD2	1.89	0.42
1:A:275:SER:HB3	1:A:278:THR:OG1	2.20	0.42
1:B:23:ARG:NH2	1:B:30:VAL:HG12	2.33	0.42
1:D:96:LYS:CD	1:D:180:TYR:CE1	3.02	0.42
1:D:165:TYR:C	1:D:207:THR:HG23	2.39	0.42
1:A:172:GLY:HA3	1:A:208:ASP:OD2	2.19	0.42

Continued on next page...

Continued from previous page...

Atom-1	Atom-2	Interatomic distance (Å)	Clash overlap (Å)
1:B:12:ALA:O	1:B:15:VAL:HG23	2.19	0.42
1:B:143:LEU:CD2	1:B:259:TYR:CE2	3.02	0.42
1:C:207:THR:HA	1:C:318:PHE:HZ	1.85	0.42
1:A:130:ILE:CG2	1:A:131:THR:N	2.82	0.42
1:A:239:ILE:N	1:A:239:ILE:CD1	2.83	0.42
1:D:183:GLN:CG	1:D:306:THR:HG21	2.50	0.42
1:D:274:THR:CG2	1:D:279:TYR:OH	2.68	0.42
1:A:22:LEU:HD22	1:A:30:VAL:CG2	2.50	0.42
1:A:191:LYS:HD3	1:A:218:ALA:O	2.20	0.42
1:A:12:ALA:HB3	1:A:15:VAL:HG23	2.01	0.41
1:B:123:GLN:NE2	1:B:183:GLN:OE1	2.53	0.41
1:A:270:SER:C	1:A:271:GLU:HG2	2.39	0.41
1:B:37:ARG:NE	1:B:39:GLU:OE1	2.53	0.41
1:B:79:TYR:CD1	1:B:108:LEU:HD11	2.55	0.41
1:B:267:VAL:HG12	1:B:268:LYS:N	2.35	0.41
1:D:181:PRO:O	1:D:185:LEU:HG	2.20	0.41
1:A:177:SER:O	1:A:181:PRO:HD2	2.21	0.41
1:D:166:SER:HG	1:D:169:ALA:HB3	1.82	0.41
1:D:168:GLU:CD	1:D:168:GLU:N	2.71	0.41
1:C:51:PRO:HB2	1:C:52:VAL:HG23	2.02	0.41
1:A:143:LEU:HD11	1:A:246:ILE:HG13	2.02	0.41
1:C:126:VAL:HG23	1:C:127:PHE:CD1	2.56	0.41
1:D:107:GLU:O	1:D:108:LEU:C	2.59	0.41
1:C:22:LEU:CD1	1:C:30:VAL:HG23	2.44	0.41
1:C:23:ARG:HG3	1:C:23:ARG:HH11	1.85	0.41
1:C:129:PRO:HA	1:C:132:GLN:HG2	2.02	0.41
1:D:6:TYR:OH	1:D:285:ASN:OD1	2.29	0.41
1:A:70:TYR:OH	1:A:95:GLU:OE2	2.28	0.41
1:A:294:THR:CG2	1:A:295:SER:N	2.82	0.41
1:A:300:LYS:HG2	1:A:304:ILE:HD12	2.02	0.41
1:A:33:ILE:CD1	1:A:44:MSE:HG2	2.49	0.41
1:A:37:ARG:HB2	1:A:40:ASN:HB2	2.03	0.41
1:A:91:PRO:HG3	1:A:117:VAL:CG2	2.51	0.41
1:B:14:ILE:HD11	1:B:72:PRO:HB2	2.03	0.41
1:B:101:ASN:OD1	1:B:104:GLU:HG3	2.20	0.41
1:B:260:THR:CG2	1:B:266:THR:HG22	2.50	0.41
1:C:86:LEU:HD11	1:C:119:LEU:HD22	2.03	0.41
1:C:218:ALA:O	1:C:219:GLU:HB2	2.21	0.41
1:C:248:ILE:HA	1:C:249:PRO:HD3	1.87	0.41
1:D:145:GLU:H	1:D:145:GLU:HG2	1.61	0.41
1:D:275:SER:HB3	1:D:278:THR:CB	2.50	0.41

Continued on next page...

Continued from previous page...

Atom-1	Atom-2	Interatomic distance (Å)	Clash overlap (Å)
1:B:28:ALA:O	1:B:29:GLU:OE2	2.38	0.41
1:B:255:ASP:OD2	1:B:255:ASP:C	2.59	0.41
1:D:42:GLN:HA	1:D:45:ALA:HB3	2.03	0.41
1:D:297:VAL:O	1:D:299:THR:HG23	2.21	0.41
1:A:1:LEU:HD12	1:A:1:LEU:H3	1.86	0.40
1:B:245:GLN:O	1:B:259:TYR:HA	2.21	0.40
1:C:70:TYR:HA	1:C:93:LEU:HB3	2.02	0.40
1:C:131:THR:HG1	1:C:184:TYR:HE1	1.68	0.40
1:C:304:ILE:HG22	1:C:308:LYS:HE3	2.01	0.40
1:D:195:GLU:HB2	1:D:216:LYS:CB	2.49	0.40
1:B:189:LEU:O	1:B:191:LYS:HG3	2.21	0.40
1:C:96:LYS:HD2	1:C:96:LYS:O	2.20	0.40
1:C:154:ALA:HB1	1:C:228:ASN:HD21	1.86	0.40
1:D:38:LEU:O	1:D:41:ALA:N	2.55	0.40
1:D:54:TYR:CE2	1:D:60:LEU:HA	2.56	0.40
1:D:138:ILE:HD13	1:D:189:LEU:HD23	2.03	0.40
1:B:84:LEU:HD13	1:B:84:LEU:O	2.21	0.40
1:B:106:GLU:HA	1:B:304:ILE:HD11	2.03	0.40
1:B:146:ILE:HA	1:B:241:GLY:HA2	2.04	0.40
1:D:298:MSE:CE	1:D:302:LEU:HD23	2.52	0.40
1:B:64:GLU:OE1	1:B:64:GLU:N	2.51	0.40
1:C:95:GLU:OE1	1:C:122:ALA:HB3	2.21	0.40
1:C:196:VAL:HG13	1:C:196:VAL:O	2.21	0.40
1:D:70:TYR:C	1:D:71:ILE:HD12	2.42	0.40
1:A:184:TYR:CE2	1:A:237:MSE:SE	3.25	0.40
1:C:22:LEU:O	1:C:25:SER:HB3	2.22	0.40

There are no symmetry-related clashes.

5.3 Torsion angles

5.3.1 Protein backbone

In the following table, the Percentiles column shows the percent Ramachandran outliers of the chain as a percentile score with respect to all X-ray entries followed by that with respect to entries of similar resolution.

The Analysed column shows the number of residues for which the backbone conformation was analysed, and the total number of residues.

Mol	Chain	Analysed	Favoured	Allowed	Outliers	Percentiles	
1	A	319/330 (97%)	296 (93%)	19 (6%)	4 (1%)	12	30
1	B	316/330 (96%)	288 (91%)	24 (8%)	4 (1%)	12	30
1	C	316/330 (96%)	273 (86%)	40 (13%)	3 (1%)	17	40
1	D	317/330 (96%)	272 (86%)	40 (13%)	5 (2%)	9	24
All	All	1268/1320 (96%)	1129 (89%)	123 (10%)	16 (1%)	12	30

All (16) Ramachandran outliers are listed below:

Mol	Chain	Res	Type
1	A	52	VAL
1	A	320	ASN
1	B	51	PRO
1	B	116	GLY
1	D	142	GLY
1	B	3	LYS
1	C	55	GLY
1	C	170	GLY
1	D	3	LYS
1	A	251	PHE
1	A	317	TRP
1	D	4	ILE
1	D	299	THR
1	C	52	VAL
1	B	90	LYS
1	D	196	VAL

5.3.2 Protein sidechains ⓘ

In the following table, the Percentiles column shows the percent sidechain outliers of the chain as a percentile score with respect to all X-ray entries followed by that with respect to entries of similar resolution.

The Analysed column shows the number of residues for which the sidechain conformation was analysed, and the total number of residues.

Mol	Chain	Analysed	Rotameric	Outliers	Percentiles	
1	A	266/270 (98%)	230 (86%)	36 (14%)	4	9
1	B	263/270 (97%)	234 (89%)	29 (11%)	6	14
1	C	264/270 (98%)	242 (92%)	22 (8%)	11	25
1	D	264/270 (98%)	228 (86%)	36 (14%)	3	8

Continued on next page...

Continued from previous page...

Mol	Chain	Analysed	Rotameric	Outliers	Percentiles
All	All	1057/1080 (98%)	934 (88%)	123 (12%)	5 12

All (123) residues with a non-rotameric sidechain are listed below:

Mol	Chain	Res	Type
1	A	1	LEU
1	A	4	ILE
1	A	11	THR
1	A	13	GLN
1	A	29	GLU
1	A	35	SER
1	A	44	MSE
1	A	64	GLU
1	A	65	THR
1	A	74	TYR
1	A	80	SER
1	A	96	LYS
1	A	99	THR
1	A	101	ASN
1	A	113	GLN
1	A	117	VAL
1	A	123	GLN
1	A	124	LYS
1	A	150	GLN
1	A	167	ARG
1	A	182	LEU
1	A	211	CYS
1	A	215	LEU
1	A	221	THR
1	A	228	ASN
1	A	232	LYS
1	A	266	THR
1	A	271	GLU
1	A	272	GLN
1	A	274	THR
1	A	278	THR
1	A	286	GLN
1	A	292	LYS
1	A	306	THR
1	A	311	GLU
1	A	321	GLU
1	B	4	ILE

Continued on next page...

Continued from previous page...

Mol	Chain	Res	Type
1	B	24	GLU
1	B	33	ILE
1	B	35	SER
1	B	37	ARG
1	B	46	LYS
1	B	56	SER
1	B	64	GLU
1	B	65	THR
1	B	74	TYR
1	B	86	LEU
1	B	88	GLN
1	B	91	PRO
1	B	96	LYS
1	B	98	PHE
1	B	99	THR
1	B	111	ILE
1	B	114	GLU
1	B	130	ILE
1	B	139	GLN
1	B	167	ARG
1	B	197	THR
1	B	219	GLU
1	B	276	GLU
1	B	278	THR
1	B	280	GLU
1	B	287	CYS
1	B	291	LYS
1	B	292	LYS
1	C	13	GLN
1	C	65	THR
1	C	74	TYR
1	C	80	SER
1	C	96	LYS
1	C	99	THR
1	C	108	LEU
1	C	111	ILE
1	C	117	VAL
1	C	150	GLN
1	C	158	VAL
1	C	161	ILE
1	C	167	ARG
1	C	193	ILE

Continued on next page...

Continued from previous page...

Mol	Chain	Res	Type
1	C	211	CYS
1	C	215	LEU
1	C	228	ASN
1	C	261	ASP
1	C	274	THR
1	C	276	GLU
1	C	292	LYS
1	C	294	THR
1	D	3	LYS
1	D	5	ARG
1	D	11	THR
1	D	22	LEU
1	D	24	GLU
1	D	35	SER
1	D	37	ARG
1	D	38	LEU
1	D	46	LYS
1	D	50	ILE
1	D	56	SER
1	D	60	LEU
1	D	64	GLU
1	D	67	ASP
1	D	74	TYR
1	D	76	GLN
1	D	95	GLU
1	D	96	LYS
1	D	124	LYS
1	D	145	GLU
1	D	158	VAL
1	D	167	ARG
1	D	182	LEU
1	D	201	THR
1	D	213	LEU
1	D	219	GLU
1	D	221	THR
1	D	263	GLN
1	D	266	THR
1	D	274	THR
1	D	276	GLU
1	D	286	GLN
1	D	290	ASP
1	D	291	LYS

Continued on next page...

Continued from previous page...

Mol	Chain	Res	Type
1	D	292	LYS
1	D	315	GLN

Sometimes sidechains can be flipped to improve hydrogen bonding and reduce clashes. All (44) such sidechains are listed below:

Mol	Chain	Res	Type
1	A	13	GLN
1	A	78	HIS
1	A	88	GLN
1	A	101	ASN
1	A	113	GLN
1	A	139	GLN
1	A	212	ASN
1	A	272	GLN
1	A	286	GLN
1	B	27	GLN
1	B	78	HIS
1	B	88	GLN
1	B	113	GLN
1	B	115	GLN
1	B	123	GLN
1	B	139	GLN
1	B	157	ASN
1	B	194	GLN
1	B	224	ASN
1	B	228	ASN
1	B	282	ASN
1	B	285	ASN
1	C	13	GLN
1	C	78	HIS
1	C	113	GLN
1	C	139	GLN
1	C	204	GLN
1	C	210	GLN
1	C	228	ASN
1	C	272	GLN
1	C	286	GLN
1	D	27	GLN
1	D	42	GLN
1	D	75	ASN
1	D	78	HIS
1	D	88	GLN

Continued on next page...

Continued from previous page...

Mol	Chain	Res	Type
1	D	113	GLN
1	D	212	ASN
1	D	224	ASN
1	D	228	ASN
1	D	282	ASN
1	D	286	GLN
1	D	289	GLN
1	D	315	GLN

5.3.3 RNA [i](#)

There are no RNA molecules in this entry.

5.4 Non-standard residues in protein, DNA, RNA chains [i](#)

There are no non-standard protein/DNA/RNA residues in this entry.

5.5 Carbohydrates [i](#)

There are no monosaccharides in this entry.

5.6 Ligand geometry [i](#)

There are no ligands in this entry.

5.7 Other polymers [i](#)

There are no such residues in this entry.

5.8 Polymer linkage issues [i](#)

There are no chain breaks in this entry.

6 Fit of model and data ⓘ

6.1 Protein, DNA and RNA chains ⓘ

In the following table, the column labelled ‘#RSRZ > 2’ contains the number (and percentage) of RSRZ outliers, followed by percent RSRZ outliers for the chain as percentile scores relative to all X-ray entries and entries of similar resolution. The OWAB column contains the minimum, median, 95th percentile and maximum values of the occupancy-weighted average B-factor per residue. The column labelled ‘Q < 0.9’ lists the number of (and percentage) of residues with an average occupancy less than 0.9.

Mol	Chain	Analysed	<RSRZ>	#RSRZ>2	OWAB(Å ²)	Q<0.9
1	A	316/330 (95%)	0.04	7 (2%) 62 63	17, 32, 57, 76	0
1	B	313/330 (94%)	0.49	22 (7%) 16 14	15, 42, 71, 74	0
1	C	313/330 (94%)	-0.13	3 (0%) 82 83	10, 28, 45, 54	0
1	D	314/330 (95%)	0.37	13 (4%) 37 36	17, 40, 69, 87	0
All	All	1256/1320 (95%)	0.19	45 (3%) 42 42	10, 35, 66, 87	0

All (45) RSRZ outliers are listed below:

Mol	Chain	Res	Type	RSRZ
1	B	32	GLY	4.5
1	A	1	LEU	4.4
1	B	110	ALA	4.3
1	D	273	PHE	3.7
1	B	113	GLN	3.6
1	A	320	ASN	3.5
1	D	84	LEU	3.2
1	B	40	ASN	3.1
1	C	142	GLY	3.0
1	B	91	PRO	2.9
1	A	204	GLN	2.8
1	B	4	ILE	2.7
1	A	274	THR	2.7
1	B	27	GLN	2.6
1	D	48	LEU	2.6
1	C	318	PHE	2.6
1	B	64	GLU	2.5
1	A	321	GLU	2.5
1	C	274	THR	2.5
1	D	320	ASN	2.5
1	B	273	PHE	2.5

Continued on next page...

Continued from previous page...

Mol	Chain	Res	Type	RSRZ
1	D	19	VAL	2.5
1	A	169	ALA	2.4
1	B	106	GLU	2.4
1	B	2	ASP	2.4
1	B	30	VAL	2.4
1	B	6	TYR	2.4
1	B	21	GLY	2.4
1	D	2	ASP	2.3
1	D	89	GLY	2.3
1	B	88	GLN	2.3
1	D	203	GLN	2.2
1	B	107	GLU	2.2
1	D	220	GLY	2.2
1	B	203	GLN	2.1
1	A	55	GLY	2.1
1	B	46	LYS	2.1
1	B	286	GLN	2.1
1	D	122	ALA	2.1
1	D	111	ILE	2.1
1	D	5	ARG	2.1
1	B	87	SER	2.1
1	D	204	GLN	2.0
1	B	23	ARG	2.0
1	B	122	ALA	2.0

6.2 Non-standard residues in protein, DNA, RNA chains [i](#)

There are no non-standard protein/DNA/RNA residues in this entry.

6.3 Carbohydrates [i](#)

There are no monosaccharides in this entry.

6.4 Ligands [i](#)

There are no ligands in this entry.

6.5 Other polymers [i](#)

There are no such residues in this entry.