



Full wwPDB EM Validation Report ⓘ

Sep 17, 2024 – 02:17 PM EDT

PDB ID : 8DFT
EMDB ID : EMD-27413
Title : Cryo-EM structure of conjugative pili from *Pyrobaculum calidifontis*
Authors : Beltran, L.C.; Egelman, E.H.
Deposited on : 2022-06-22
Resolution : 4.10 Å(reported)

This is a Full wwPDB EM Validation Report for a publicly released PDB entry.

We welcome your comments at validation@mail.wwpdb.org

A user guide is available at

<https://www.wwpdb.org/validation/2017/EMValidationReportHelp>

with specific help available everywhere you see the ⓘ symbol.

The types of validation reports are described at

<http://www.wwpdb.org/validation/2017/FAQs#types>.

The following versions of software and data (see [references ⓘ](#)) were used in the production of this report:

EMDB validation analysis : 0.0.1.dev112
Mogul : 2022.3.0, CSD as543be (2022)
MolProbity : 4.02b-467
buster-report : 1.1.7 (2018)
Percentile statistics : 20231227.v01 (using entries in the PDB archive December 27th 2023)
MapQ : 1.9.13
Ideal geometry (proteins) : Engh & Huber (2001)
Ideal geometry (DNA, RNA) : Parkinson et al. (1996)
Validation Pipeline (wwPDB-VP) : 2.38.3

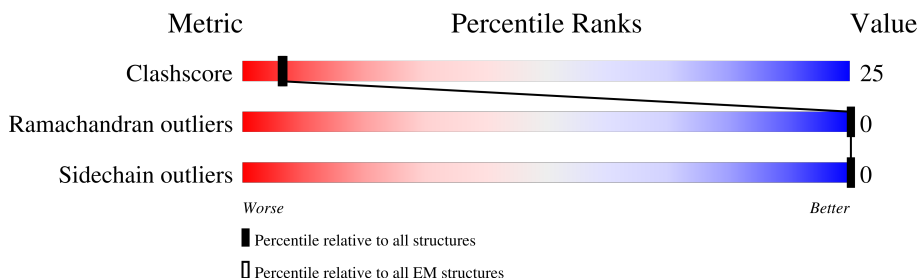
1 Overall quality at a glance

The following experimental techniques were used to determine the structure:

ELECTRON MICROSCOPY

The reported resolution of this entry is 4.10 Å.

Percentile scores (ranging between 0-100) for global validation metrics of the entry are shown in the following graphic. The table shows the number of entries on which the scores are based.



Metric	Whole archive (#Entries)	EM structures (#Entries)
Clashscore	210492	15764
Ramachandran outliers	207382	16835
Sidechain outliers	206894	16415

The table below summarises the geometric issues observed across the polymeric chains and their fit to the map. The red, orange, yellow and green segments of the bar indicate the fraction of residues that contain outliers for ≥ 3 , 2, 1 and 0 types of geometric quality criteria respectively. A grey segment represents the fraction of residues that are not modelled. The numeric value for each fraction is indicated below the corresponding segment, with a dot representing fractions $\leq 5\%$. The upper red bar (where present) indicates the fraction of residues that have poor fit to the EM map (all-atom inclusion $< 40\%$). The numeric value is given above the bar.

Mol	Chain	Length	Quality of chain
1	A	112	<div> <div>17%</div> <div>72%</div> <div>28%</div> </div>
1	B	112	<div> <div>20%</div> <div>72%</div> <div>28%</div> </div>
1	C	112	<div> <div>17%</div> <div>73%</div> <div>27%</div> </div>
1	D	112	<div> <div>20%</div> <div>71%</div> <div>29%</div> </div>
1	E	112	<div> <div>19%</div> <div>71%</div> <div>29%</div> </div>
1	F	112	<div> <div>22%</div> <div>72%</div> <div>28%</div> </div>
1	G	112	<div> <div>19%</div> <div>66%</div> <div>34%</div> </div>
1	H	112	<div> <div>21%</div> <div>71%</div> <div>29%</div> </div>

Continued on next page...

Continued from previous page...

Mol	Chain	Length	Quality of chain
1	I	112	
1	J	112	
1	K	112	
1	L	112	
1	M	112	
1	N	112	
1	O	112	
1	P	112	
1	Q	112	
1	R	112	
1	S	112	
1	T	112	

The following table lists non-polymeric compounds, carbohydrate monomers and non-standard residues in protein, DNA, RNA chains that are outliers for geometric or electron-density-fit criteria:

Mol	Type	Chain	Res	Chirality	Geometry	Clashes	Electron density
2	TT0	A	200	-	-	X	-
2	TT0	B	200	-	-	X	-
2	TT0	C	200	-	-	X	-
2	TT0	D	200	-	-	X	-
2	TT0	E	200	-	-	X	-
2	TT0	F	200	-	-	X	-
2	TT0	G	200	-	-	X	-
2	TT0	H	200	-	-	X	-
2	TT0	I	200	-	-	X	-
2	TT0	J	200	-	-	X	-
2	TT0	K	200	-	-	X	-
2	TT0	L	200	-	-	X	-
2	TT0	M	200	-	-	X	-
2	TT0	N	200	-	-	X	-
2	TT0	O	200	-	-	X	-
2	TT0	P	200	-	-	X	-
2	TT0	Q	200	-	-	X	-

Continued on next page...

Continued from previous page...

Mol	Type	Chain	Res	Chirality	Geometry	Clashes	Electron density
2	TT0	R	200	-	-	X	-
2	TT0	S	200	-	-	X	-
2	TT0	T	200	-	-	X	-

2 Entry composition

There are 2 unique types of molecules in this entry. The entry contains 18740 atoms, of which 0 are hydrogens and 0 are deuteriums.

In the tables below, the AltConf column contains the number of residues with at least one atom in alternate conformation and the Trace column contains the number of residues modelled with at most 2 atoms.

- Molecule 1 is a protein called Pilin protein.

Mol	Chain	Residues	Atoms					AltConf	Trace
1	A	112	Total	C	N	O	S	0	0
			845	568	131	144	2		
1	B	112	Total	C	N	O	S	0	0
			845	568	131	144	2		
1	C	112	Total	C	N	O	S	0	0
			845	568	131	144	2		
1	D	112	Total	C	N	O	S	0	0
			845	568	131	144	2		
1	E	112	Total	C	N	O	S	0	0
			845	568	131	144	2		
1	F	112	Total	C	N	O	S	0	0
			845	568	131	144	2		
1	G	112	Total	C	N	O	S	0	0
			845	568	131	144	2		
1	H	112	Total	C	N	O	S	0	0
			845	568	131	144	2		
1	I	112	Total	C	N	O	S	0	0
			845	568	131	144	2		
1	J	112	Total	C	N	O	S	0	0
			845	568	131	144	2		
1	K	112	Total	C	N	O	S	0	0
			845	568	131	144	2		
1	L	112	Total	C	N	O	S	0	0
			845	568	131	144	2		
1	M	112	Total	C	N	O	S	0	0
			845	568	131	144	2		
1	N	112	Total	C	N	O	S	0	0
			845	568	131	144	2		
1	O	112	Total	C	N	O	S	0	0
			845	568	131	144	2		
1	P	112	Total	C	N	O	S	0	0
			845	568	131	144	2		
1	Q	112	Total	C	N	O	S	0	0
			845	568	131	144	2		

Continued on next page...

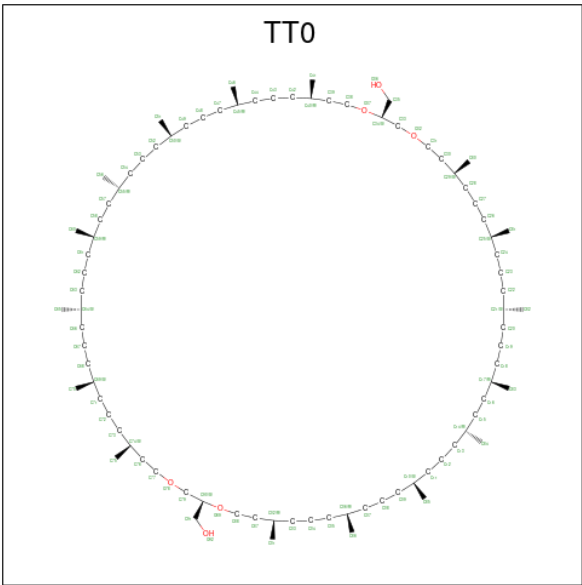
Continued from previous page...

Mol	Chain	Residues	Atoms					AltConf	Trace
1	R	112	Total 845	C 568	N 131	O 144	S 2	0	0
1	S	112	Total 845	C 568	N 131	O 144	S 2	0	0
1	T	112	Total 845	C 568	N 131	O 144	S 2	0	0

There are 20 discrepancies between the modelled and reference sequences:

Chain	Residue	Modelled	Actual	Comment	Reference
A	129	ALA	GLY	conflict	UNP A3MU74
B	129	ALA	GLY	conflict	UNP A3MU74
C	129	ALA	GLY	conflict	UNP A3MU74
D	129	ALA	GLY	conflict	UNP A3MU74
E	129	ALA	GLY	conflict	UNP A3MU74
F	129	ALA	GLY	conflict	UNP A3MU74
G	129	ALA	GLY	conflict	UNP A3MU74
H	129	ALA	GLY	conflict	UNP A3MU74
I	129	ALA	GLY	conflict	UNP A3MU74
J	129	ALA	GLY	conflict	UNP A3MU74
K	129	ALA	GLY	conflict	UNP A3MU74
L	129	ALA	GLY	conflict	UNP A3MU74
M	129	ALA	GLY	conflict	UNP A3MU74
N	129	ALA	GLY	conflict	UNP A3MU74
O	129	ALA	GLY	conflict	UNP A3MU74
P	129	ALA	GLY	conflict	UNP A3MU74
Q	129	ALA	GLY	conflict	UNP A3MU74
R	129	ALA	GLY	conflict	UNP A3MU74
S	129	ALA	GLY	conflict	UNP A3MU74
T	129	ALA	GLY	conflict	UNP A3MU74

- Molecule 2 is [(2 {S},7 {S},11 {S},15 {S},19 {R},22 {R},26 {S},30 {R},34 {R},38 {S},43 {S},47 {S},51 {S},55 {R},58 {R},62 {S},66 {R},70 {R})-38-(hydroxymethyl)-7,11,15,19,22,26,30,34,43,47,51,55,58,62,66,70-hexadecamethyl-1,4,37,40-tetraoxacyclodoheptacont-2-yl]methanol (three-letter code: TT0) (formula: C₈₆H₁₇₂O₆) (labeled as "Ligand of Interest" by depositor).



Mol	Chain	Residues	Atoms			AltConf
2	A	1	Total	C	O	0
			92	86	6	
2	B	1	Total	C	O	0
			92	86	6	
2	C	1	Total	C	O	0
			92	86	6	
2	D	1	Total	C	O	0
			92	86	6	
2	E	1	Total	C	O	0
			92	86	6	
2	F	1	Total	C	O	0
			92	86	6	
2	G	1	Total	C	O	0
			92	86	6	
2	H	1	Total	C	O	0
			92	86	6	
2	I	1	Total	C	O	0
			92	86	6	
2	J	1	Total	C	O	0
			92	86	6	
2	K	1	Total	C	O	0
			92	86	6	
2	L	1	Total	C	O	0
			92	86	6	
2	M	1	Total	C	O	0
			92	86	6	
2	N	1	Total	C	O	0
			92	86	6	

Continued on next page...

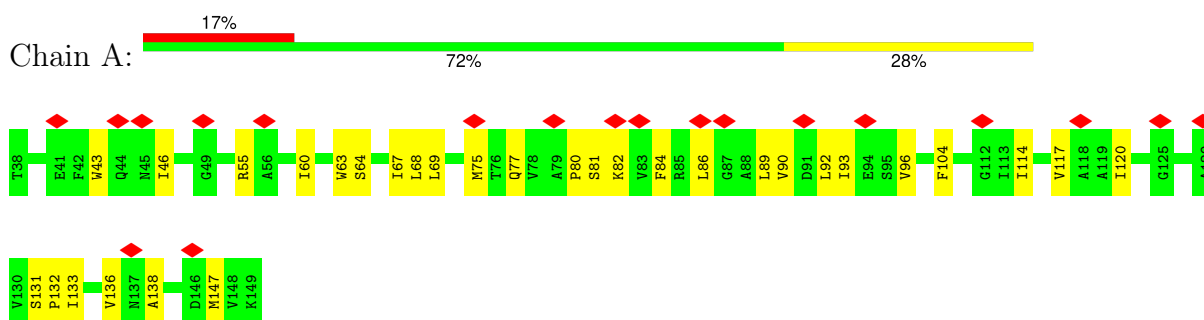
Continued from previous page...

Mol	Chain	Residues	Atoms			AltConf
2	O	1	Total	C	O	0
			92	86	6	
2	P	1	Total	C	O	0
			92	86	6	
2	Q	1	Total	C	O	0
			92	86	6	
2	R	1	Total	C	O	0
			92	86	6	
2	S	1	Total	C	O	0
			92	86	6	
2	T	1	Total	C	O	0
			92	86	6	

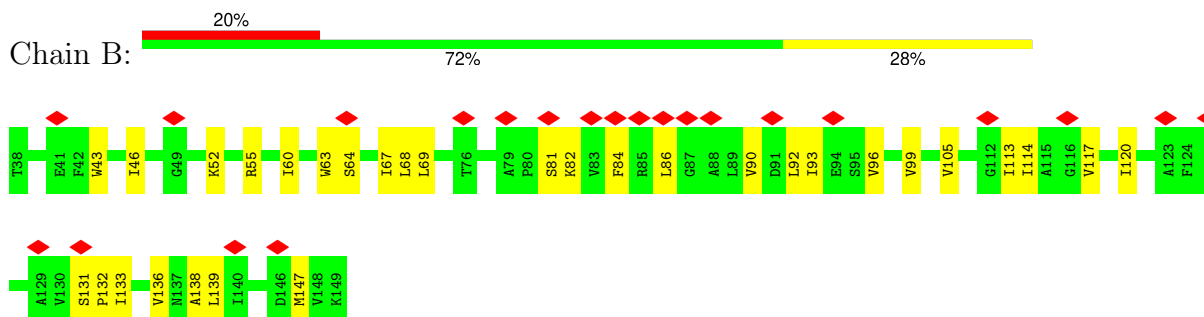
3 Residue-property plots [i](#)

These plots are drawn for all protein, RNA, DNA and oligosaccharide chains in the entry. The first graphic for a chain summarises the proportions of the various outlier classes displayed in the second graphic. The second graphic shows the sequence view annotated by issues in geometry and atom inclusion in map density. Residues are color-coded according to the number of geometric quality criteria for which they contain at least one outlier: green = 0, yellow = 1, orange = 2 and red = 3 or more. A red diamond above a residue indicates a poor fit to the EM map for this residue (all-atom inclusion < 40%). Stretches of 2 or more consecutive residues without any outlier are shown as a green connector. Residues present in the sample, but not in the model, are shown in grey.

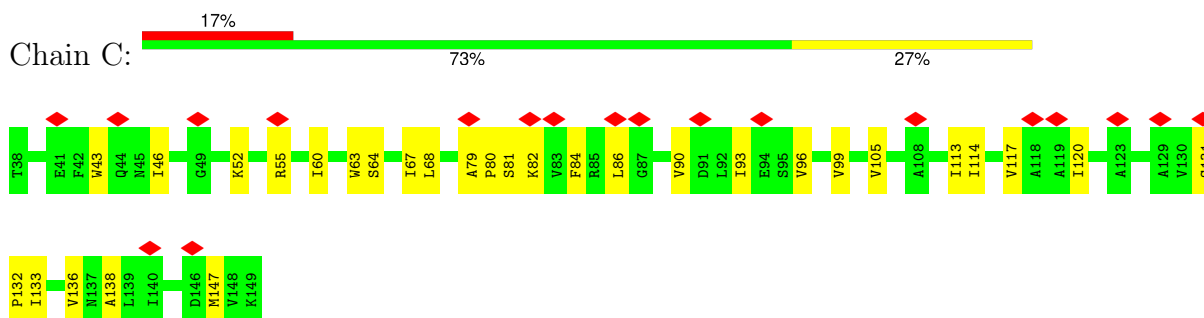
- Molecule 1: Pilin protein



- Molecule 1: Pilin protein

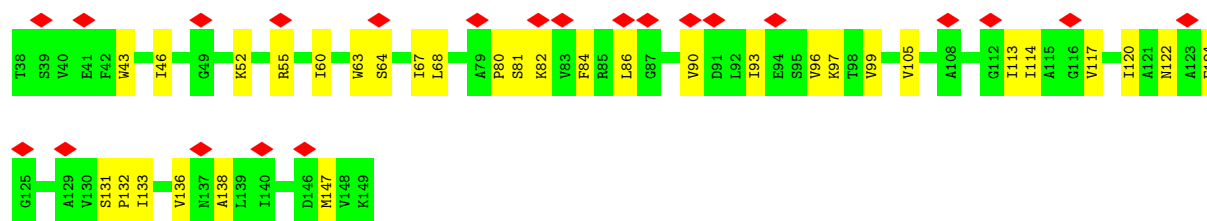


- Molecule 1: Pilin protein

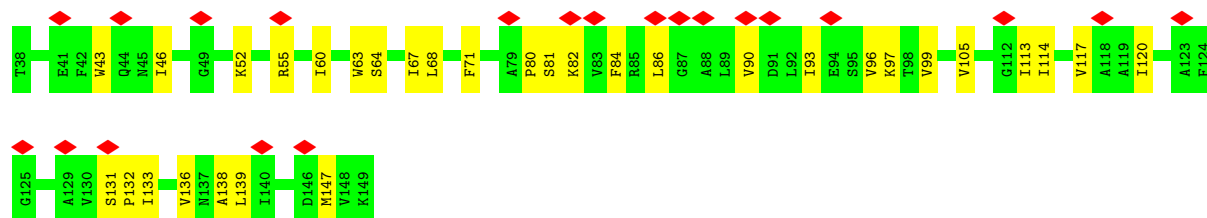


- Molecule 1: Pilin protein

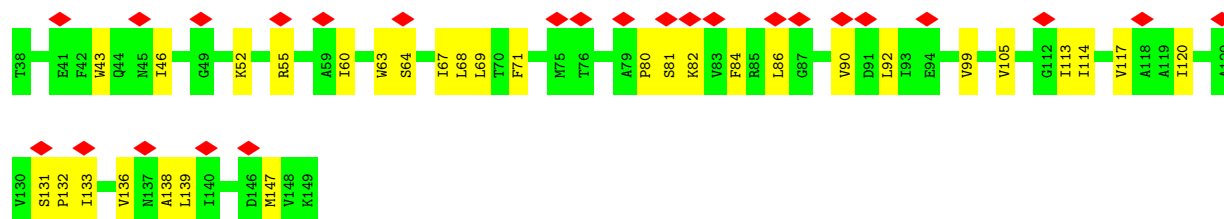




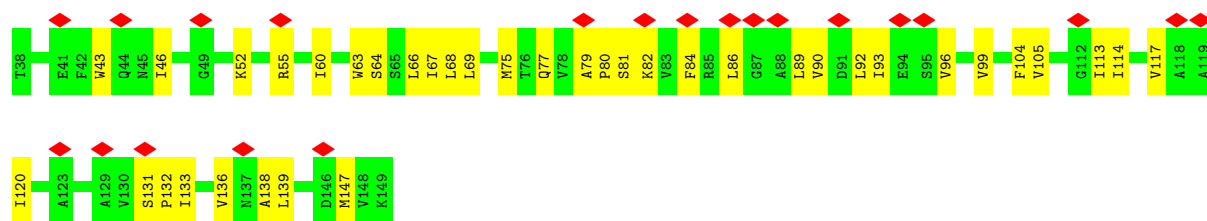
• Molecule 1: Pilin protein



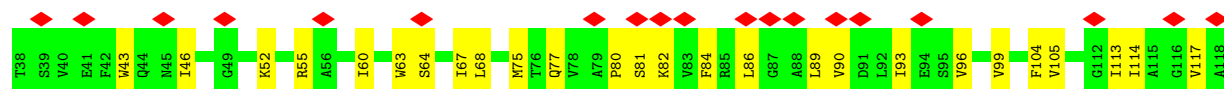
• Molecule 1: Pilin protein



• Molecule 1: Pilin protein



• Molecule 1: Pilin protein

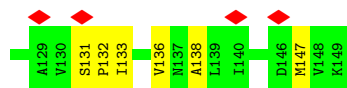
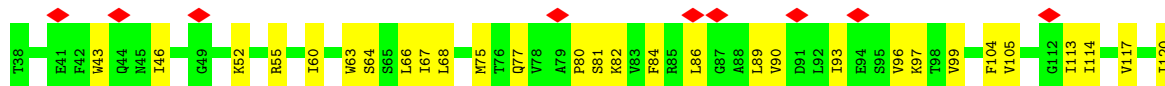




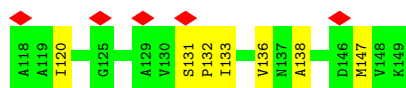
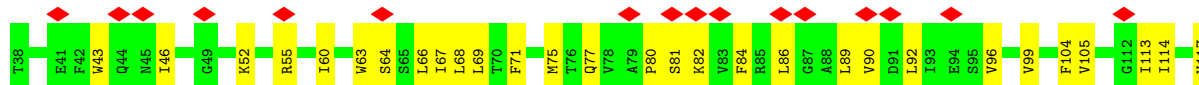
- Molecule 1: Pilin protein



- Molecule 1: Pilin protein



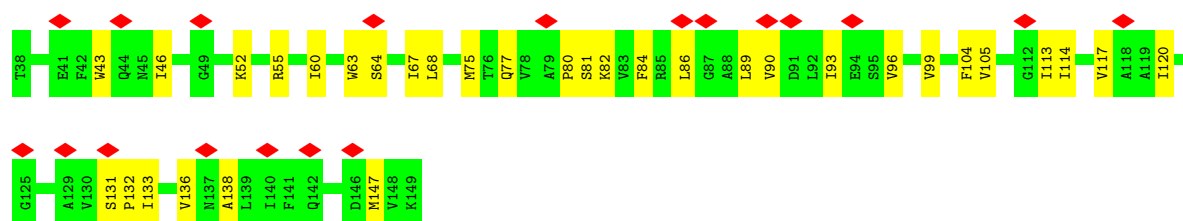
- Molecule 1: Pilin protein



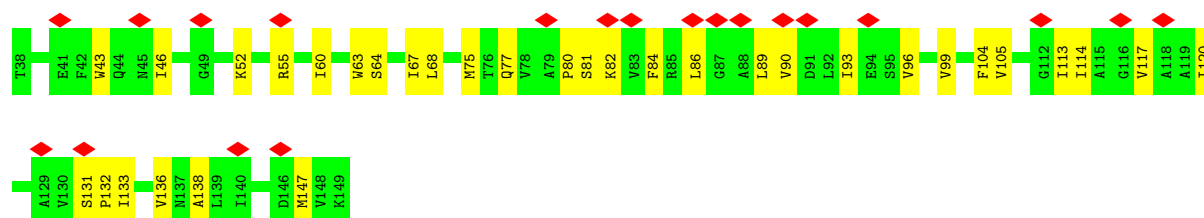
- Molecule 1: Pilin protein



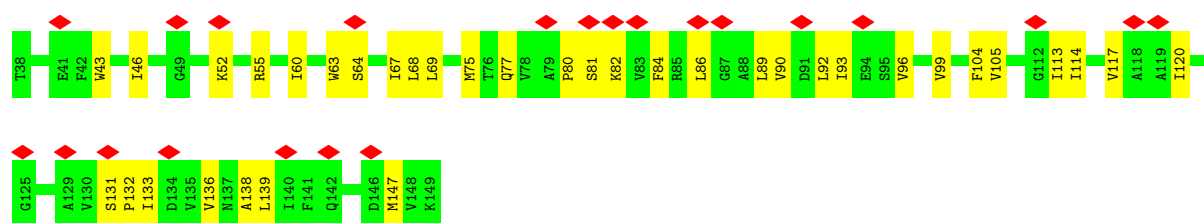
- Molecule 1: Pilin protein



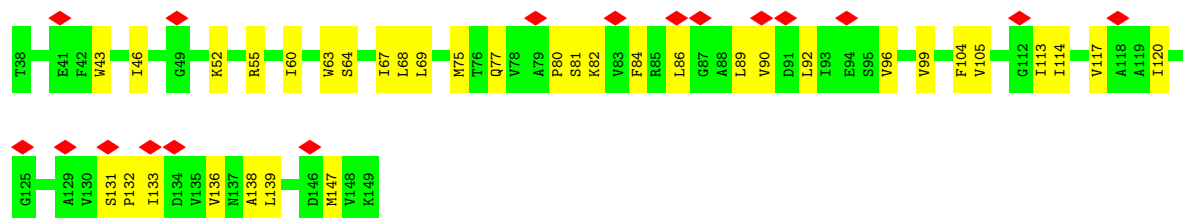
- Molecule 1: Pilin protein



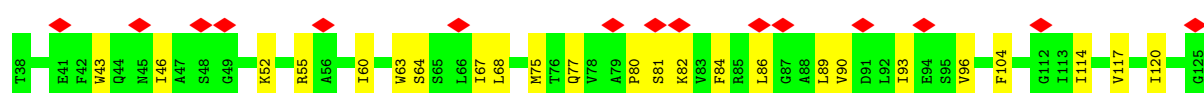
- Molecule 1: Pilin protein

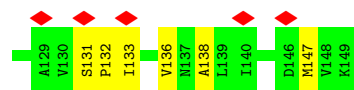


- Molecule 1: Pilin protein

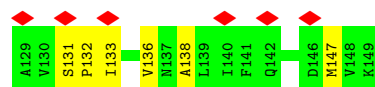
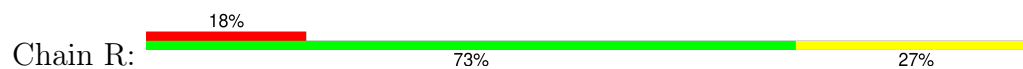


- Molecule 1: Pilin protein

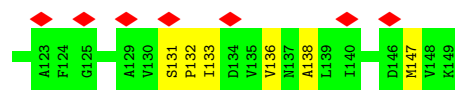
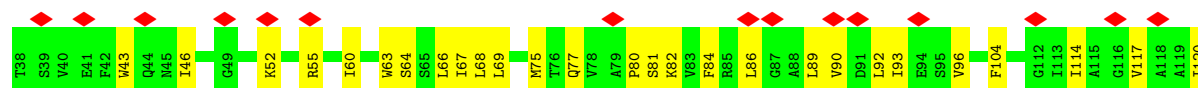




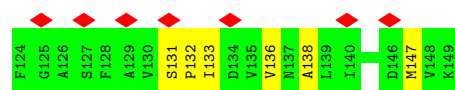
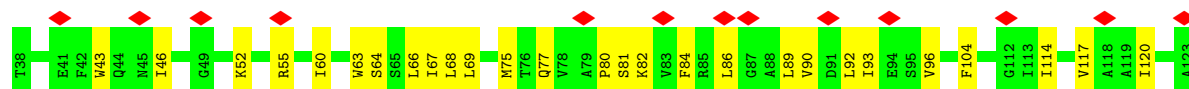
• Molecule 1: Pilin protein



• Molecule 1: Pilin protein



• Molecule 1: Pilin protein



4 Experimental information

Property	Value	Source
EM reconstruction method	HELICAL	Depositor
Imposed symmetry	HELICAL, twist=74.206°, rise=5.001 Å, axial sym=C1	Depositor
Number of segments used	71981	Depositor
Resolution determination method	FSC 0.143 CUT-OFF	Depositor
CTF correction method	PHASE FLIPPING ONLY	Depositor
Microscope	FEI TITAN	Depositor
Voltage (kV)	300	Depositor
Electron dose ($e^-/\text{Å}^2$)	50	Depositor
Minimum defocus (nm)	1200	Depositor
Maximum defocus (nm)	2200	Depositor
Magnification	Not provided	
Image detector	GATAN K3 (6k x 4k)	Depositor
Maximum map value	0.558	Depositor
Minimum map value	-0.285	Depositor
Average map value	0.004	Depositor
Map value standard deviation	0.027	Depositor
Recommended contour level	0.202	Depositor
Map size (Å)	345.6, 345.6, 345.6	wwPDB
Map dimensions	320, 320, 320	wwPDB
Map angles (°)	90.0, 90.0, 90.0	wwPDB
Pixel spacing (Å)	1.08, 1.08, 1.08	Depositor

5 Model quality

5.1 Standard geometry

Bond lengths and bond angles in the following residue types are not validated in this section: TT0

The Z score for a bond length (or angle) is the number of standard deviations the observed value is removed from the expected value. A bond length (or angle) with $|Z| > 5$ is considered an outlier worth inspection. RMSZ is the root-mean-square of all Z scores of the bond lengths (or angles).

Mol	Chain	Bond lengths		Bond angles	
		RMSZ	# Z >5	RMSZ	# Z >5
1	A	0.27	0/864	0.47	0/1180
1	B	0.27	0/864	0.47	0/1180
1	C	0.27	0/864	0.47	0/1180
1	D	0.27	0/864	0.47	0/1180
1	E	0.27	0/864	0.47	0/1180
1	F	0.27	0/864	0.47	0/1180
1	G	0.27	0/864	0.47	0/1180
1	H	0.27	0/864	0.47	0/1180
1	I	0.27	0/864	0.47	0/1180
1	J	0.27	0/864	0.47	0/1180
1	K	0.27	0/864	0.47	0/1180
1	L	0.27	0/864	0.47	0/1180
1	M	0.27	0/864	0.47	0/1180
1	N	0.27	0/864	0.47	0/1180
1	O	0.27	0/864	0.47	0/1180
1	P	0.27	0/864	0.47	0/1180
1	Q	0.27	0/864	0.47	0/1180
1	R	0.27	0/864	0.47	0/1180
1	S	0.27	0/864	0.47	0/1180
1	T	0.27	0/864	0.47	0/1180
All	All	0.27	0/17280	0.47	0/23600

There are no bond length outliers.

There are no bond angle outliers.

There are no chirality outliers.

There are no planarity outliers.

5.2 Too-close contacts

In the following table, the Non-H and H(model) columns list the number of non-hydrogen atoms and hydrogen atoms in the chain respectively. The H(added) column lists the number of hydrogen atoms added and optimized by MolProbity. The Clashes column lists the number of clashes within the asymmetric unit, whereas Symm-Clashes lists symmetry-related clashes.

Mol	Chain	Non-H	H(model)	H(added)	Clashes	Symm-Clashes
1	A	845	0	887	32	0
1	B	845	0	887	31	0
1	C	845	0	887	33	0
1	D	845	0	887	35	0
1	E	845	0	887	34	0
1	F	845	0	887	32	0
1	G	845	0	887	41	0
1	H	845	0	887	40	0
1	I	845	0	887	39	0
1	J	845	0	887	39	0
1	K	845	0	887	40	0
1	L	845	0	887	39	0
1	M	845	0	887	41	0
1	N	845	0	887	39	0
1	O	845	0	887	40	0
1	P	845	0	887	38	0
1	Q	845	0	887	33	0
1	R	845	0	887	33	0
1	S	845	0	887	35	0
1	T	845	0	887	32	0
2	A	92	0	0	24	0
2	B	92	0	0	25	0
2	C	92	0	0	25	0
2	D	92	0	0	25	0
2	E	92	0	0	25	0
2	F	92	0	0	25	0
2	G	92	0	0	28	0
2	H	92	0	0	28	0
2	I	92	0	0	28	0
2	J	92	0	0	28	0
2	K	92	0	0	28	0
2	L	92	0	0	28	0
2	M	92	0	0	28	0
2	N	92	0	0	28	0
2	O	92	0	0	28	0
2	P	92	0	0	28	0
2	Q	92	0	0	24	0

Continued on next page...

Continued from previous page...

Mol	Chain	Non-H	H(model)	H(added)	Clashes	Symm-Clashes
2	R	92	0	0	23	0
2	S	92	0	0	23	0
2	T	92	0	0	23	0
All	All	18740	0	17740	905	0

The all-atom clashscore is defined as the number of clashes found per 1000 atoms (including hydrogen atoms). The all-atom clashscore for this structure is 25.

All (905) close contacts within the same asymmetric unit are listed below, sorted by their clash magnitude.

Atom-1	Atom-2	Interatomic distance (Å)	Clash overlap (Å)
1:G:68:LEU:HD11	2:G:200:TT0:C75	1.65	1.27
1:K:68:LEU:HD11	2:K:200:TT0:C75	1.65	1.27
1:O:68:LEU:HD11	2:O:200:TT0:C75	1.65	1.27
1:T:68:LEU:HD11	2:T:200:TT0:C75	1.65	1.27
1:A:68:LEU:HD11	2:A:200:TT0:C75	1.65	1.27
1:E:68:LEU:HD11	2:E:200:TT0:C75	1.65	1.27
1:R:68:LEU:HD11	2:R:200:TT0:C75	1.65	1.27
1:C:68:LEU:HD11	2:C:200:TT0:C75	1.65	1.26
1:I:68:LEU:HD11	2:I:200:TT0:C75	1.65	1.26
1:M:68:LEU:HD11	2:M:200:TT0:C75	1.65	1.26
1:J:68:LEU:HD11	2:J:200:TT0:C75	1.65	1.26
1:N:68:LEU:HD11	2:N:200:TT0:C75	1.65	1.26
1:D:68:LEU:HD11	2:D:200:TT0:C75	1.65	1.25
1:L:68:LEU:HD11	2:L:200:TT0:C75	1.65	1.25
1:S:68:LEU:HD11	2:S:200:TT0:C75	1.65	1.25
1:B:68:LEU:HD11	2:B:200:TT0:C75	1.65	1.25
1:P:68:LEU:HD11	2:P:200:TT0:C75	1.65	1.25
1:F:68:LEU:HD11	2:F:200:TT0:C75	1.65	1.25
1:Q:68:LEU:HD11	2:Q:200:TT0:C75	1.65	1.24
1:H:68:LEU:HD11	2:H:200:TT0:C75	1.65	1.24
2:O:200:TT0:C60	1:S:75:MET:HE2	1.72	1.19
2:G:200:TT0:C60	1:L:75:MET:HE2	1.73	1.18
2:F:200:TT0:C60	1:K:75:MET:CE	2.26	1.14
2:K:200:TT0:C60	1:P:75:MET:CE	2.26	1.14
2:C:200:TT0:C60	1:H:75:MET:CE	2.26	1.14
1:A:75:MET:CE	2:L:200:TT0:C60	2.26	1.14
2:P:200:TT0:C60	1:T:75:MET:CE	2.26	1.14
2:H:200:TT0:C60	1:M:75:MET:CE	2.26	1.14
2:O:200:TT0:C60	1:S:75:MET:CE	2.26	1.14
2:M:200:TT0:C60	1:Q:75:MET:CE	2.26	1.13

Continued on next page...

Continued from previous page...

Atom-1	Atom-2	Interatomic distance (Å)	Clash overlap (Å)
2:G:200:TT0:C60	1:L:75:MET:CE	2.26	1.13
2:P:200:TT0:C60	1:T:75:MET:HE2	1.78	1.13
2:B:200:TT0:C60	1:G:75:MET:CE	2.26	1.13
2:J:200:TT0:C60	1:O:75:MET:CE	2.26	1.13
2:D:200:TT0:C60	1:I:75:MET:CE	2.26	1.12
2:I:200:TT0:C60	1:N:75:MET:CE	2.26	1.12
2:E:200:TT0:C60	1:J:75:MET:CE	2.26	1.12
2:N:200:TT0:C60	1:R:75:MET:CE	2.26	1.12
2:H:200:TT0:C60	1:M:75:MET:HE1	1.78	1.11
2:M:200:TT0:C60	1:Q:75:MET:HE1	1.82	1.08
1:A:75:MET:HE2	2:L:200:TT0:C60	1.83	1.07
2:I:200:TT0:C60	1:N:75:MET:HE1	1.85	1.07
2:B:200:TT0:C60	1:G:75:MET:HE1	1.83	1.06
2:J:200:TT0:C60	1:O:75:MET:HE2	1.85	1.06
1:C:68:LEU:CD1	2:C:200:TT0:C75	2.35	1.05
1:H:68:LEU:CD1	2:H:200:TT0:C75	2.35	1.05
1:M:68:LEU:CD1	2:M:200:TT0:C75	2.35	1.05
1:A:68:LEU:CD1	2:A:200:TT0:C75	2.35	1.05
2:F:200:TT0:C60	1:K:75:MET:HE1	1.85	1.05
2:C:200:TT0:C60	1:H:75:MET:HE2	1.83	1.04
1:D:68:LEU:CD1	2:D:200:TT0:C75	2.35	1.04
1:L:68:LEU:CD1	2:L:200:TT0:C75	2.35	1.04
1:Q:68:LEU:CD1	2:Q:200:TT0:C75	2.35	1.04
1:F:68:LEU:CD1	2:F:200:TT0:C75	2.35	1.04
1:G:68:LEU:CD1	2:G:200:TT0:C75	2.35	1.04
1:K:68:LEU:CD1	2:K:200:TT0:C75	2.35	1.04
2:K:200:TT0:C60	1:P:75:MET:HE2	1.83	1.04
1:P:68:LEU:CD1	2:P:200:TT0:C75	2.35	1.04
2:D:200:TT0:C60	1:I:75:MET:HE2	1.86	1.04
1:I:68:LEU:CD1	2:I:200:TT0:C75	2.35	1.04
2:N:200:TT0:C60	1:R:75:MET:HE2	1.86	1.04
1:T:68:LEU:CD1	2:T:200:TT0:C75	2.35	1.04
1:B:68:LEU:CD1	2:B:200:TT0:C75	2.35	1.04
1:R:68:LEU:CD1	2:R:200:TT0:C75	2.35	1.03
2:E:200:TT0:C60	1:J:75:MET:HE2	1.86	1.03
1:N:68:LEU:CD1	2:N:200:TT0:C75	2.35	1.03
1:J:68:LEU:CD1	2:J:200:TT0:C75	2.35	1.03
1:S:68:LEU:CD1	2:S:200:TT0:C75	2.35	1.03
1:E:68:LEU:CD1	2:E:200:TT0:C75	2.35	1.03
1:O:68:LEU:CD1	2:O:200:TT0:C75	2.35	1.03
2:D:200:TT0:C60	1:I:75:MET:HE1	1.89	1.03

Continued on next page...

Continued from previous page...

Atom-1	Atom-2	Interatomic distance (Å)	Clash overlap (Å)
2:N:200:TT0:C60	1:R:75:MET:HE1	1.89	1.02
2:E:200:TT0:C60	1:J:75:MET:HE1	1.89	1.02
2:F:200:TT0:C60	1:K:75:MET:HE2	1.90	1.01
2:C:200:TT0:C60	1:H:75:MET:HE1	1.91	1.00
2:J:200:TT0:C60	1:O:75:MET:HE1	1.90	1.00
2:I:200:TT0:C60	1:N:75:MET:HE2	1.90	0.99
2:B:200:TT0:C60	1:G:75:MET:HE2	1.91	0.98
1:A:75:MET:HE1	2:L:200:TT0:C60	1.91	0.97
2:K:200:TT0:C60	1:P:75:MET:HE1	1.91	0.97
2:M:200:TT0:C60	1:Q:75:MET:HE2	1.92	0.97
2:H:200:TT0:C60	1:M:75:MET:HE2	1.96	0.95
2:P:200:TT0:C60	1:T:75:MET:HE1	1.97	0.93
2:G:200:TT0:C60	1:L:75:MET:HE1	2.02	0.85
2:O:200:TT0:C60	1:S:75:MET:HE1	2.03	0.85
1:E:68:LEU:HD11	2:E:200:TT0:C74	2.06	0.85
1:S:68:LEU:HD11	2:S:200:TT0:C74	2.06	0.85
1:T:68:LEU:HD11	2:T:200:TT0:C74	2.06	0.85
1:P:68:LEU:HD11	2:P:200:TT0:C74	2.06	0.84
1:D:68:LEU:HD11	2:D:200:TT0:C74	2.06	0.84
1:I:68:LEU:HD11	2:I:200:TT0:C74	2.06	0.84
1:Q:68:LEU:HD11	2:Q:200:TT0:C74	2.06	0.84
1:J:68:LEU:HD11	2:J:200:TT0:C74	2.06	0.84
1:A:68:LEU:HD11	2:A:200:TT0:C74	2.06	0.84
1:K:68:LEU:HD11	2:K:200:TT0:C74	2.06	0.84
1:M:68:LEU:HD11	2:M:200:TT0:C74	2.06	0.84
1:O:68:LEU:HD11	2:O:200:TT0:C74	2.06	0.84
1:F:68:LEU:HD11	2:F:200:TT0:C74	2.06	0.84
1:N:68:LEU:HD11	2:N:200:TT0:C74	2.06	0.84
1:H:68:LEU:HD11	2:H:200:TT0:C74	2.06	0.84
1:L:68:LEU:HD11	2:L:200:TT0:C74	2.06	0.84
1:G:68:LEU:HD11	2:G:200:TT0:C74	2.06	0.83
1:R:68:LEU:HD11	2:R:200:TT0:C74	2.06	0.83
1:C:68:LEU:HD11	2:C:200:TT0:C74	2.06	0.83
1:B:68:LEU:HD11	2:B:200:TT0:C74	2.06	0.83
1:R:46:ILE:HD11	2:R:200:TT0:C40	2.21	0.71
1:B:46:ILE:HD11	2:B:200:TT0:C40	2.21	0.71
1:E:46:ILE:HD11	2:E:200:TT0:C40	2.21	0.71
1:T:46:ILE:HD11	2:T:200:TT0:C40	2.21	0.71
1:J:46:ILE:HD11	2:J:200:TT0:C40	2.21	0.70
1:N:46:ILE:HD11	2:N:200:TT0:C40	2.21	0.70
1:Q:46:ILE:HD11	2:Q:200:TT0:C40	2.21	0.70

Continued on next page...

Continued from previous page...

Atom-1	Atom-2	Interatomic distance (Å)	Clash overlap (Å)
1:S:46:ILE:HD11	2:S:200:TT0:C40	2.21	0.70
1:A:46:ILE:HD11	2:A:200:TT0:C40	2.21	0.70
1:P:46:ILE:HD11	2:P:200:TT0:C40	2.21	0.70
1:I:46:ILE:HD11	2:I:200:TT0:C40	2.21	0.70
1:O:46:ILE:HD11	2:O:200:TT0:C40	2.21	0.70
1:D:46:ILE:HD11	2:D:200:TT0:C40	2.21	0.70
1:F:46:ILE:HD11	2:F:200:TT0:C40	2.21	0.70
1:G:46:ILE:HD11	2:G:200:TT0:C40	2.21	0.70
1:L:46:ILE:HD11	2:L:200:TT0:C40	2.21	0.70
1:C:46:ILE:HD11	2:C:200:TT0:C40	2.21	0.69
1:K:46:ILE:HD11	2:K:200:TT0:C40	2.21	0.69
1:M:46:ILE:HD11	2:M:200:TT0:C40	2.21	0.69
1:H:46:ILE:HD11	2:H:200:TT0:C40	2.21	0.69
2:B:200:TT0:C48	2:G:200:TT0:C86	2.72	0.68
2:G:200:TT0:C48	2:L:200:TT0:C86	2.72	0.68
2:A:200:TT0:C86	2:L:200:TT0:C48	2.72	0.68
2:N:200:TT0:C48	2:R:200:TT0:C86	2.72	0.68
2:C:200:TT0:C48	2:H:200:TT0:C86	2.72	0.68
2:F:200:TT0:C48	2:K:200:TT0:C86	2.72	0.68
2:I:200:TT0:C48	2:N:200:TT0:C86	2.72	0.68
2:P:200:TT0:C48	2:T:200:TT0:C86	2.72	0.68
2:E:200:TT0:C48	2:J:200:TT0:C86	2.72	0.68
2:J:200:TT0:C48	2:O:200:TT0:C86	2.72	0.68
2:K:200:TT0:C48	2:P:200:TT0:C86	2.72	0.68
2:D:200:TT0:C48	2:I:200:TT0:C86	2.72	0.67
2:H:200:TT0:C48	2:M:200:TT0:C86	2.72	0.67
2:O:200:TT0:C48	2:S:200:TT0:C86	2.72	0.67
2:M:200:TT0:C48	2:Q:200:TT0:C86	2.72	0.67
1:I:81:SER:HB3	1:I:84:PHE:HD2	1.66	0.61
1:Q:81:SER:HB3	1:Q:84:PHE:HD2	1.66	0.61
1:N:81:SER:HB3	1:N:84:PHE:HD2	1.66	0.60
1:E:81:SER:HB3	1:E:84:PHE:HD2	1.66	0.60
1:M:81:SER:HB3	1:M:84:PHE:HD2	1.66	0.60
1:S:81:SER:HB3	1:S:84:PHE:HD2	1.66	0.60
1:D:81:SER:HB3	1:D:84:PHE:HD2	1.66	0.60
1:T:81:SER:HB3	1:T:84:PHE:HD2	1.66	0.60
1:A:81:SER:HB3	1:A:84:PHE:HD2	1.66	0.60
1:P:81:SER:HB3	1:P:84:PHE:HD2	1.66	0.60
1:R:81:SER:HB3	1:R:84:PHE:HD2	1.66	0.60
1:J:81:SER:HB3	1:J:84:PHE:HD2	1.66	0.59
1:E:46:ILE:HD11	2:E:200:TT0:C39	2.33	0.59

Continued on next page...

Continued from previous page...

Atom-1	Atom-2	Interatomic distance (Å)	Clash overlap (Å)
1:H:81:SER:HB3	1:H:84:PHE:HD2	1.66	0.59
1:R:46:ILE:HD11	2:R:200:TT0:C39	2.33	0.59
1:D:46:ILE:HD11	2:D:200:TT0:C39	2.33	0.59
1:O:81:SER:HB3	1:O:84:PHE:HD2	1.66	0.59
1:S:46:ILE:HD11	2:S:200:TT0:C39	2.33	0.59
1:F:46:ILE:HD11	2:F:200:TT0:C39	2.33	0.59
1:L:81:SER:HB3	1:L:84:PHE:HD2	1.66	0.59
1:J:46:ILE:HD11	2:J:200:TT0:C39	2.33	0.59
1:K:81:SER:HB3	1:K:84:PHE:HD2	1.66	0.59
1:B:81:SER:HB3	1:B:84:PHE:HD2	1.66	0.59
1:C:46:ILE:HD11	2:C:200:TT0:C39	2.33	0.59
1:F:81:SER:HB3	1:F:84:PHE:HD2	1.66	0.59
1:I:46:ILE:HD11	2:I:200:TT0:C39	2.33	0.58
1:K:46:ILE:HD11	2:K:200:TT0:C39	2.33	0.58
1:N:46:ILE:HD11	2:N:200:TT0:C39	2.33	0.58
1:H:46:ILE:HD11	2:H:200:TT0:C39	2.33	0.58
1:Q:46:ILE:HD11	2:Q:200:TT0:C39	2.33	0.58
1:C:81:SER:HB3	1:C:84:PHE:HD2	1.66	0.58
1:A:46:ILE:HD11	2:A:200:TT0:C39	2.33	0.58
1:M:46:ILE:HD11	2:M:200:TT0:C39	2.33	0.58
1:O:46:ILE:HD11	2:O:200:TT0:C39	2.33	0.58
1:B:46:ILE:HD11	2:B:200:TT0:C39	2.33	0.58
1:G:81:SER:HB3	1:G:84:PHE:HD2	1.66	0.58
1:G:46:ILE:HD11	2:G:200:TT0:C39	2.33	0.58
1:L:46:ILE:HD11	2:L:200:TT0:C39	2.33	0.58
1:T:46:ILE:HD11	2:T:200:TT0:C39	2.33	0.58
1:P:46:ILE:HD11	2:P:200:TT0:C39	2.33	0.57
2:J:200:TT0:C88	2:J:200:TT0:C77	2.85	0.55
2:N:200:TT0:C65	2:N:200:TT0:C68	2.85	0.55
2:I:200:TT0:C03	2:I:200:TT0:C73	2.85	0.55
2:N:200:TT0:C03	2:N:200:TT0:C73	2.85	0.55
2:O:200:TT0:C03	2:O:200:TT0:C73	2.85	0.55
2:R:200:TT0:C88	2:R:200:TT0:C77	2.85	0.55
2:T:200:TT0:C70	2:T:200:TT0:C66	2.85	0.55
2:D:200:TT0:C03	2:D:200:TT0:C73	2.85	0.55
2:E:200:TT0:C77	2:E:200:TT0:C88	2.85	0.55
2:I:200:TT0:C65	2:I:200:TT0:C68	2.85	0.55
2:J:200:TT0:C03	2:J:200:TT0:C73	2.85	0.55
2:O:200:TT0:C88	2:O:200:TT0:C77	2.85	0.55
2:S:200:TT0:C03	2:S:200:TT0:C73	2.85	0.55
2:S:200:TT0:C88	2:S:200:TT0:C77	2.85	0.55

Continued on next page...

Continued from previous page...

Atom-1	Atom-2	Interatomic distance (Å)	Clash overlap (Å)
2:C:200:TT0:C65	2:C:200:TT0:C68	2.85	0.55
2:C:200:TT0:C87	2:C:200:TT0:C76	2.85	0.55
2:E:200:TT0:C68	2:E:200:TT0:C65	2.85	0.55
2:G:200:TT0:C87	2:G:200:TT0:C76	2.85	0.55
2:M:200:TT0:C87	2:M:200:TT0:C76	2.85	0.55
2:O:200:TT0:C77	2:O:200:TT0:C87	2.86	0.55
2:R:200:TT0:C03	2:R:200:TT0:C73	2.85	0.55
2:R:200:TT0:C70	2:R:200:TT0:C66	2.85	0.55
2:S:200:TT0:C77	2:S:200:TT0:C87	2.86	0.55
2:A:200:TT0:C74	2:A:200:TT0:C03	2.85	0.54
2:B:200:TT0:C76	2:B:200:TT0:C01	2.85	0.54
2:E:200:TT0:C77	2:E:200:TT0:C87	2.85	0.54
2:E:200:TT0:C03	2:E:200:TT0:C73	2.85	0.54
2:F:200:TT0:C28	2:F:200:TT0:C81	2.86	0.54
2:I:200:TT0:C88	2:I:200:TT0:C77	2.85	0.54
2:J:200:TT0:C77	2:J:200:TT0:C87	2.86	0.54
2:J:200:TT0:C87	2:J:200:TT0:C76	2.85	0.54
2:L:200:TT0:C70	2:L:200:TT0:C66	2.85	0.54
2:L:200:TT0:C76	2:L:200:TT0:C01	2.86	0.54
2:L:200:TT0:C76	2:L:200:TT0:C87	2.85	0.54
2:N:200:TT0:C88	2:N:200:TT0:C77	2.85	0.54
2:O:200:TT0:C28	2:O:200:TT0:C81	2.86	0.54
2:P:200:TT0:C70	2:P:200:TT0:C66	2.85	0.54
2:Q:200:TT0:C87	2:Q:200:TT0:C77	2.85	0.54
2:R:200:TT0:C65	2:R:200:TT0:C68	2.85	0.54
2:S:200:TT0:C70	2:S:200:TT0:C66	2.85	0.54
2:S:200:TT0:C81	2:S:200:TT0:C28	2.86	0.54
2:A:200:TT0:C70	2:A:200:TT0:C66	2.85	0.54
2:A:200:TT0:C76	2:A:200:TT0:C01	2.86	0.54
2:B:200:TT0:C74	2:B:200:TT0:C03	2.85	0.54
2:C:200:TT0:C76	2:C:200:TT0:C01	2.86	0.54
2:E:200:TT0:C28	2:E:200:TT0:C81	2.86	0.54
2:G:200:TT0:C74	2:G:200:TT0:C03	2.85	0.54
2:G:200:TT0:C76	2:G:200:TT0:C01	2.86	0.54
2:J:200:TT0:C28	2:J:200:TT0:C81	2.86	0.54
2:K:200:TT0:C73	2:K:200:TT0:C03	2.85	0.54
2:K:200:TT0:C88	2:K:200:TT0:C77	2.85	0.54
2:L:200:TT0:C74	2:L:200:TT0:C03	2.86	0.54
2:M:200:TT0:C03	2:M:200:TT0:C73	2.85	0.54
2:Q:200:TT0:C68	2:Q:200:TT0:C65	2.85	0.54
2:S:200:TT0:C87	2:S:200:TT0:C76	2.85	0.54

Continued on next page...

Continued from previous page...

Atom-1	Atom-2	Interatomic distance (Å)	Clash overlap (Å)
2:A:200:TT0:C88	2:A:200:TT0:C77	2.85	0.54
2:D:200:TT0:C87	2:D:200:TT0:C77	2.85	0.54
2:D:200:TT0:C77	2:D:200:TT0:C88	2.85	0.54
2:F:200:TT0:C73	2:F:200:TT0:C03	2.85	0.54
2:F:200:TT0:C88	2:F:200:TT0:C77	2.85	0.54
2:H:200:TT0:C03	2:H:200:TT0:C73	2.85	0.54
2:H:200:TT0:C65	2:H:200:TT0:C68	2.85	0.54
2:H:200:TT0:C77	2:H:200:TT0:C87	2.85	0.54
2:J:200:TT0:C68	2:J:200:TT0:C65	2.85	0.54
2:K:200:TT0:C73	2:K:200:TT0:C01	2.85	0.54
2:L:200:TT0:C77	2:L:200:TT0:C88	2.85	0.54
2:M:200:TT0:C87	2:M:200:TT0:C77	2.86	0.54
2:N:200:TT0:C70	2:N:200:TT0:C66	2.85	0.54
2:O:200:TT0:C70	2:O:200:TT0:C66	2.85	0.54
2:P:200:TT0:C74	2:P:200:TT0:C03	2.85	0.54
2:P:200:TT0:C01	2:P:200:TT0:C73	2.85	0.54
2:P:200:TT0:C01	2:P:200:TT0:C76	2.86	0.54
2:P:200:TT0:C73	2:P:200:TT0:C03	2.85	0.54
2:P:200:TT0:C81	2:P:200:TT0:C28	2.86	0.54
2:Q:200:TT0:C03	2:Q:200:TT0:C73	2.85	0.54
2:S:200:TT0:C73	2:S:200:TT0:C01	2.85	0.54
2:T:200:TT0:C73	2:T:200:TT0:C01	2.85	0.54
2:A:200:TT0:C76	2:A:200:TT0:C87	2.85	0.54
2:C:200:TT0:C70	2:C:200:TT0:C66	2.85	0.54
2:D:200:TT0:C70	2:D:200:TT0:C66	2.85	0.54
2:G:200:TT0:C70	2:G:200:TT0:C66	2.85	0.54
2:G:200:TT0:C77	2:G:200:TT0:C88	2.85	0.54
2:H:200:TT0:C66	2:H:200:TT0:C70	2.85	0.54
2:I:200:TT0:C74	2:I:200:TT0:C03	2.85	0.54
2:K:200:TT0:C74	2:K:200:TT0:C03	2.85	0.54
2:N:200:TT0:C74	2:N:200:TT0:C03	2.85	0.54
2:P:200:TT0:C88	2:P:200:TT0:C77	2.85	0.54
2:R:200:TT0:C28	2:R:200:TT0:C81	2.85	0.54
2:T:200:TT0:C74	2:T:200:TT0:C03	2.86	0.54
2:T:200:TT0:C28	2:T:200:TT0:C81	2.86	0.54
2:A:200:TT0:C01	2:A:200:TT0:C73	2.85	0.54
2:C:200:TT0:C87	2:C:200:TT0:C77	2.85	0.54
2:F:200:TT0:C73	2:F:200:TT0:C01	2.85	0.54
2:I:200:TT0:C77	2:I:200:TT0:C87	2.86	0.54
2:K:200:TT0:C70	2:K:200:TT0:C66	2.85	0.54
2:K:200:TT0:C81	2:K:200:TT0:C28	2.86	0.54

Continued on next page...

Continued from previous page...

Atom-1	Atom-2	Interatomic distance (Å)	Clash overlap (Å)
2:M:200:TT0:C76	2:M:200:TT0:C01	2.86	0.54
2:N:200:TT0:C87	2:N:200:TT0:C76	2.85	0.54
2:P:200:TT0:C76	2:P:200:TT0:C87	2.85	0.54
2:T:200:TT0:C01	2:T:200:TT0:C76	2.86	0.54
2:D:200:TT0:C65	2:D:200:TT0:C68	2.85	0.54
2:F:200:TT0:C74	2:F:200:TT0:C03	2.85	0.54
2:F:200:TT0:C01	2:F:200:TT0:C76	2.86	0.54
2:H:200:TT0:C28	2:H:200:TT0:C81	2.86	0.54
2:H:200:TT0:C76	2:H:200:TT0:C01	2.86	0.54
2:N:200:TT0:C81	2:N:200:TT0:C28	2.86	0.54
2:Q:200:TT0:C22	2:Q:200:TT0:C81	2.85	0.54
2:T:200:TT0:C88	2:T:200:TT0:C77	2.85	0.54
2:B:200:TT0:C88	2:B:200:TT0:C77	2.85	0.54
2:C:200:TT0:C74	2:C:200:TT0:C03	2.85	0.54
2:C:200:TT0:C03	2:C:200:TT0:C73	2.85	0.54
2:C:200:TT0:C81	2:C:200:TT0:C22	2.85	0.54
2:D:200:TT0:C74	2:D:200:TT0:C03	2.85	0.54
2:E:200:TT0:C73	2:E:200:TT0:C01	2.85	0.54
2:H:200:TT0:C74	2:H:200:TT0:C03	2.85	0.54
2:H:200:TT0:C87	2:H:200:TT0:C76	2.85	0.54
2:J:200:TT0:C70	2:J:200:TT0:C66	2.85	0.54
2:L:200:TT0:C01	2:L:200:TT0:C73	2.85	0.54
2:M:200:TT0:C66	2:M:200:TT0:C70	2.85	0.54
2:N:200:TT0:C77	2:N:200:TT0:C87	2.85	0.54
2:O:200:TT0:C73	2:O:200:TT0:C01	2.85	0.54
2:Q:200:TT0:C81	2:Q:200:TT0:C28	2.86	0.54
2:R:200:TT0:C76	2:R:200:TT0:C01	2.86	0.54
2:R:200:TT0:C76	2:R:200:TT0:C87	2.85	0.54
2:T:200:TT0:C73	2:T:200:TT0:C03	2.85	0.54
2:T:200:TT0:C65	2:T:200:TT0:C68	2.85	0.54
2:A:200:TT0:C03	2:A:200:TT0:C73	2.85	0.54
2:B:200:TT0:C76	2:B:200:TT0:C87	2.85	0.54
2:B:200:TT0:C81	2:B:200:TT0:C28	2.86	0.54
2:C:200:TT0:C77	2:C:200:TT0:C88	2.85	0.54
2:D:200:TT0:C87	2:D:200:TT0:C76	2.85	0.54
2:E:200:TT0:C74	2:E:200:TT0:C03	2.85	0.54
2:F:200:TT0:C77	2:F:200:TT0:C87	2.85	0.54
2:F:200:TT0:C76	2:F:200:TT0:C87	2.85	0.54
2:F:200:TT0:C70	2:F:200:TT0:C66	2.85	0.54
2:G:200:TT0:C03	2:G:200:TT0:C73	2.85	0.54
2:K:200:TT0:C01	2:K:200:TT0:C76	2.86	0.54

Continued on next page...

Continued from previous page...

Atom-1	Atom-2	Interatomic distance (Å)	Clash overlap (Å)
2:L:200:TT0:C03	2:L:200:TT0:C73	2.85	0.54
2:R:200:TT0:C74	2:R:200:TT0:C03	2.85	0.54
2:A:200:TT0:C28	2:A:200:TT0:C81	2.86	0.54
2:B:200:TT0:C01	2:B:200:TT0:C73	2.85	0.54
2:B:200:TT0:C03	2:B:200:TT0:C73	2.85	0.54
2:B:200:TT0:C68	2:B:200:TT0:C65	2.85	0.54
2:B:200:TT0:C70	2:B:200:TT0:C66	2.85	0.54
2:E:200:TT0:C81	2:E:200:TT0:C22	2.85	0.54
2:F:200:TT0:C65	2:F:200:TT0:C68	2.85	0.54
2:G:200:TT0:C01	2:G:200:TT0:C73	2.85	0.54
2:I:200:TT0:C70	2:I:200:TT0:C66	2.85	0.54
2:M:200:TT0:C22	2:M:200:TT0:C81	2.85	0.54
2:N:200:TT0:C73	2:N:200:TT0:C01	2.85	0.54
2:P:200:TT0:C65	2:P:200:TT0:C68	2.85	0.54
2:Q:200:TT0:C87	2:Q:200:TT0:C76	2.85	0.54
2:Q:200:TT0:C77	2:Q:200:TT0:C88	2.85	0.54
2:Q:200:TT0:C76	2:Q:200:TT0:C01	2.86	0.54
2:R:200:TT0:C77	2:R:200:TT0:C87	2.85	0.54
2:C:200:TT0:C81	2:C:200:TT0:C28	2.86	0.54
2:D:200:TT0:C73	2:D:200:TT0:C01	2.85	0.54
2:D:200:TT0:C81	2:D:200:TT0:C28	2.86	0.54
2:E:200:TT0:C87	2:E:200:TT0:C76	2.85	0.54
2:E:200:TT0:C70	2:E:200:TT0:C66	2.85	0.54
2:I:200:TT0:C73	2:I:200:TT0:C01	2.85	0.54
2:I:200:TT0:C87	2:I:200:TT0:C76	2.85	0.54
2:I:200:TT0:C81	2:I:200:TT0:C28	2.86	0.54
2:J:200:TT0:C73	2:J:200:TT0:C01	2.85	0.54
2:K:200:TT0:C77	2:K:200:TT0:C87	2.86	0.54
2:M:200:TT0:C73	2:M:200:TT0:C01	2.85	0.54
2:O:200:TT0:C01	2:O:200:TT0:C76	2.86	0.54
2:R:200:TT0:C73	2:R:200:TT0:C01	2.85	0.54
2:S:200:TT0:C76	2:S:200:TT0:C01	2.86	0.54
2:T:200:TT0:C76	2:T:200:TT0:C87	2.85	0.54
2:C:200:TT0:C01	2:C:200:TT0:C73	2.85	0.53
2:H:200:TT0:C73	2:H:200:TT0:C01	2.85	0.53
2:M:200:TT0:C74	2:M:200:TT0:C03	2.85	0.53
2:O:200:TT0:C87	2:O:200:TT0:C76	2.85	0.53
2:P:200:TT0:C77	2:P:200:TT0:C87	2.85	0.53
2:Q:200:TT0:C74	2:Q:200:TT0:C03	2.85	0.53
2:Q:200:TT0:C73	2:Q:200:TT0:C01	2.85	0.53
2:S:200:TT0:C74	2:S:200:TT0:C03	2.85	0.53

Continued on next page...

Continued from previous page...

Atom-1	Atom-2	Interatomic distance (Å)	Clash overlap (Å)
2:B:200:TT0:C77	2:B:200:TT0:C87	2.85	0.53
2:D:200:TT0:C76	2:D:200:TT0:C01	2.86	0.53
2:G:200:TT0:C68	2:G:200:TT0:C65	2.85	0.53
2:M:200:TT0:C77	2:M:200:TT0:C88	2.85	0.53
2:M:200:TT0:C65	2:M:200:TT0:C68	2.85	0.53
2:N:200:TT0:C76	2:N:200:TT0:C01	2.86	0.53
2:T:200:TT0:C77	2:T:200:TT0:C87	2.85	0.53
2:E:200:TT0:C01	2:E:200:TT0:C76	2.86	0.53
2:G:200:TT0:C28	2:G:200:TT0:C81	2.86	0.53
2:H:200:TT0:C77	2:H:200:TT0:C88	2.85	0.53
2:H:200:TT0:C81	2:H:200:TT0:C22	2.85	0.53
2:L:200:TT0:C28	2:L:200:TT0:C81	2.86	0.53
2:O:200:TT0:C74	2:O:200:TT0:C03	2.85	0.53
2:Q:200:TT0:C70	2:Q:200:TT0:C66	2.85	0.53
2:A:200:TT0:C77	2:A:200:TT0:C87	2.85	0.53
2:G:200:TT0:C87	2:G:200:TT0:C77	2.86	0.53
2:J:200:TT0:C81	2:J:200:TT0:C22	2.85	0.53
2:A:200:TT0:C65	2:A:200:TT0:C68	2.85	0.53
2:J:200:TT0:C74	2:J:200:TT0:C03	2.85	0.53
2:J:200:TT0:C76	2:J:200:TT0:C01	2.86	0.53
2:K:200:TT0:C76	2:K:200:TT0:C87	2.85	0.53
2:L:200:TT0:C87	2:L:200:TT0:C77	2.86	0.53
2:S:200:TT0:C68	2:S:200:TT0:C65	2.85	0.53
1:J:105:VAL:HG11	1:O:89:LEU:HD22	1.91	0.53
2:K:200:TT0:C65	2:K:200:TT0:C68	2.85	0.53
1:O:105:VAL:HG11	1:S:89:LEU:HD22	1.91	0.53
1:E:105:VAL:HG11	1:J:89:LEU:HD22	1.91	0.53
1:N:105:VAL:HG11	1:R:89:LEU:HD22	1.91	0.53
2:I:200:TT0:C01	2:I:200:TT0:C76	2.86	0.53
2:M:200:TT0:C81	2:M:200:TT0:C28	2.85	0.53
1:C:43:TRP:CH2	2:H:200:TT0:C18	2.92	0.53
1:I:105:VAL:HG11	1:N:89:LEU:HD22	1.91	0.53
1:J:43:TRP:CH2	2:O:200:TT0:C18	2.92	0.53
2:O:200:TT0:C81	2:O:200:TT0:C22	2.85	0.53
2:A:200:TT0:C18	1:L:43:TRP:CH2	2.92	0.53
1:E:43:TRP:CH2	2:J:200:TT0:C18	2.92	0.53
1:K:105:VAL:HG11	1:P:89:LEU:HD22	1.91	0.53
2:L:200:TT0:C68	2:L:200:TT0:C65	2.85	0.53
1:M:43:TRP:CH2	2:Q:200:TT0:C18	2.92	0.53
1:N:43:TRP:CH2	2:R:200:TT0:C18	2.92	0.53
2:R:200:TT0:C81	2:R:200:TT0:C22	2.85	0.53

Continued on next page...

Continued from previous page...

Atom-1	Atom-2	Interatomic distance (Å)	Clash overlap (Å)
1:D:105:VAL:HG11	1:I:89:LEU:HD22	1.91	0.52
2:O:200:TT0:C65	2:O:200:TT0:C68	2.85	0.52
1:D:43:TRP:CH2	2:I:200:TT0:C18	2.92	0.52
1:F:105:VAL:HG11	1:K:89:LEU:HD22	1.91	0.52
1:H:43:TRP:CH2	2:M:200:TT0:C18	2.92	0.52
1:B:43:TRP:CH2	2:G:200:TT0:C18	2.92	0.52
1:G:43:TRP:CH2	2:L:200:TT0:C18	2.92	0.52
1:O:43:TRP:CH2	2:S:200:TT0:C18	2.92	0.52
1:P:43:TRP:CH2	2:T:200:TT0:C18	2.92	0.52
1:P:105:VAL:HG11	1:T:89:LEU:HD22	1.91	0.52
2:S:200:TT0:C81	2:S:200:TT0:C22	2.85	0.52
1:I:43:TRP:CH2	2:N:200:TT0:C18	2.92	0.52
2:P:200:TT0:C81	2:P:200:TT0:C22	2.85	0.52
2:T:200:TT0:C81	2:T:200:TT0:C22	2.85	0.52
2:A:200:TT0:C76	2:A:200:TT0:C88	2.88	0.52
2:A:200:TT0:C81	2:A:200:TT0:C22	2.85	0.52
1:F:43:TRP:CH2	2:K:200:TT0:C18	2.92	0.52
1:K:43:TRP:CH2	2:P:200:TT0:C18	2.92	0.52
2:Q:200:TT0:C76	2:Q:200:TT0:C88	2.88	0.52
2:L:200:TT0:C76	2:L:200:TT0:C88	2.88	0.52
2:M:200:TT0:C76	2:M:200:TT0:C88	2.88	0.52
2:F:200:TT0:C81	2:F:200:TT0:C22	2.85	0.52
2:H:200:TT0:C76	2:H:200:TT0:C88	2.88	0.52
2:N:200:TT0:C88	2:N:200:TT0:C76	2.88	0.52
2:N:200:TT0:C81	2:N:200:TT0:C22	2.85	0.52
2:I:200:TT0:C88	2:I:200:TT0:C76	2.88	0.52
2:K:200:TT0:C81	2:K:200:TT0:C22	2.85	0.52
1:M:105:VAL:HG11	1:Q:89:LEU:HD22	1.91	0.52
2:R:200:TT0:C88	2:R:200:TT0:C76	2.88	0.52
1:A:89:LEU:HD22	1:L:105:VAL:HG11	1.91	0.51
1:B:105:VAL:HG11	1:G:89:LEU:HD22	1.91	0.51
2:G:200:TT0:C76	2:G:200:TT0:C88	2.88	0.51
2:C:200:TT0:C76	2:C:200:TT0:C88	2.88	0.51
2:D:200:TT0:C88	2:D:200:TT0:C76	2.88	0.51
1:G:105:VAL:HG11	1:L:89:LEU:HD22	1.91	0.51
1:H:105:VAL:HG11	1:M:89:LEU:HD22	1.91	0.51
2:T:200:TT0:C76	2:T:200:TT0:C88	2.88	0.51
2:B:200:TT0:C81	2:B:200:TT0:C22	2.85	0.51
1:C:105:VAL:HG11	1:H:89:LEU:HD22	1.91	0.51
2:L:200:TT0:C81	2:L:200:TT0:C22	2.85	0.51
2:E:200:TT0:C88	2:E:200:TT0:C76	2.88	0.51

Continued on next page...

Continued from previous page...

Atom-1	Atom-2	Interatomic distance (Å)	Clash overlap (Å)
2:B:200:TT0:C76	2:B:200:TT0:C88	2.88	0.51
2:P:200:TT0:C76	2:P:200:TT0:C88	2.88	0.51
2:I:200:TT0:C81	2:I:200:TT0:C22	2.85	0.51
2:F:200:TT0:C88	2:F:200:TT0:C76	2.88	0.51
1:H:131:SER:OG	1:H:131:SER:O	2.29	0.51
2:J:200:TT0:C88	2:J:200:TT0:C76	2.88	0.51
1:B:131:SER:O	1:B:131:SER:OG	2.29	0.51
1:C:131:SER:OG	1:C:131:SER:O	2.29	0.50
2:K:200:TT0:C88	2:K:200:TT0:C76	2.88	0.50
1:G:131:SER:O	1:G:131:SER:OG	2.29	0.50
1:H:60:ILE:HG22	2:H:200:TT0:C84	2.42	0.50
1:A:60:ILE:HG22	2:A:200:TT0:C84	2.41	0.50
1:C:60:ILE:HG22	2:C:200:TT0:C84	2.41	0.50
2:G:200:TT0:C81	2:G:200:TT0:C22	2.85	0.50
1:K:131:SER:OG	1:K:131:SER:O	2.29	0.50
2:D:200:TT0:C81	2:D:200:TT0:C22	2.85	0.50
2:O:200:TT0:C88	2:O:200:TT0:C76	2.88	0.50
1:J:60:ILE:HG22	2:J:200:TT0:C84	2.41	0.50
1:L:131:SER:O	1:L:131:SER:OG	2.29	0.50
1:M:60:ILE:HG22	2:M:200:TT0:C84	2.41	0.50
1:L:60:ILE:HG22	2:L:200:TT0:C84	2.41	0.50
2:S:200:TT0:C88	2:S:200:TT0:C76	2.88	0.50
1:B:60:ILE:HG22	2:B:200:TT0:C84	2.41	0.50
1:E:60:ILE:HG22	2:E:200:TT0:C84	2.42	0.50
1:G:60:ILE:HG22	2:G:200:TT0:C84	2.41	0.50
1:O:60:ILE:HG22	2:O:200:TT0:C84	2.42	0.50
1:A:131:SER:O	1:A:131:SER:OG	2.29	0.50
1:D:60:ILE:HG22	2:D:200:TT0:C84	2.41	0.49
1:F:60:ILE:HG22	2:F:200:TT0:C84	2.42	0.49
1:R:60:ILE:HG22	2:R:200:TT0:C84	2.42	0.49
1:R:131:SER:O	1:R:131:SER:OG	2.29	0.49
1:H:86:LEU:O	1:H:90:VAL:HG23	2.13	0.49
1:K:60:ILE:HG22	2:K:200:TT0:C84	2.41	0.49
1:I:60:ILE:HG22	2:I:200:TT0:C84	2.41	0.49
1:Q:60:ILE:HG22	2:Q:200:TT0:C84	2.41	0.49
1:E:86:LEU:O	1:E:90:VAL:HG23	2.13	0.49
1:N:131:SER:O	1:N:131:SER:OG	2.29	0.49
1:S:60:ILE:HG22	2:S:200:TT0:C84	2.41	0.49
1:T:60:ILE:HG22	2:T:200:TT0:C84	2.41	0.49
1:C:86:LEU:O	1:C:90:VAL:HG23	2.13	0.49
1:J:86:LEU:O	1:J:90:VAL:HG23	2.13	0.49

Continued on next page...

Continued from previous page...

Atom-1	Atom-2	Interatomic distance (Å)	Clash overlap (Å)
1:L:86:LEU:O	1:L:90:VAL:HG23	2.13	0.49
1:M:86:LEU:O	1:M:90:VAL:HG23	2.13	0.49
1:N:60:ILE:HG22	2:N:200:TT0:C84	2.41	0.49
1:P:86:LEU:O	1:P:90:VAL:HG23	2.13	0.49
1:A:86:LEU:O	1:A:90:VAL:HG23	2.13	0.49
1:J:131:SER:O	1:J:131:SER:OG	2.29	0.49
1:P:60:ILE:HG22	2:P:200:TT0:C84	2.41	0.49
1:R:86:LEU:O	1:R:90:VAL:HG23	2.13	0.49
1:I:131:SER:OG	1:I:131:SER:O	2.29	0.49
1:D:131:SER:OG	1:D:131:SER:O	2.29	0.48
1:M:131:SER:O	1:M:131:SER:OG	2.29	0.48
1:T:43:TRP:HA	1:T:46:ILE:HG22	1.95	0.48
1:T:86:LEU:O	1:T:90:VAL:HG23	2.13	0.48
1:N:86:LEU:O	1:N:90:VAL:HG23	2.13	0.48
1:O:86:LEU:O	1:O:90:VAL:HG23	2.13	0.48
1:Q:131:SER:O	1:Q:131:SER:OG	2.29	0.48
1:A:43:TRP:HA	1:A:46:ILE:HG22	1.95	0.48
1:B:86:LEU:O	1:B:90:VAL:HG23	2.13	0.48
1:C:43:TRP:HA	1:C:46:ILE:HG22	1.95	0.48
1:Q:86:LEU:O	1:Q:90:VAL:HG23	2.13	0.48
1:S:43:TRP:HA	1:S:46:ILE:HG22	1.95	0.48
1:D:43:TRP:HA	1:D:46:ILE:HG22	1.95	0.48
1:D:86:LEU:O	1:D:90:VAL:HG23	2.13	0.48
1:F:86:LEU:O	1:F:90:VAL:HG23	2.13	0.48
1:H:43:TRP:HA	1:H:46:ILE:HG22	1.95	0.48
1:L:43:TRP:HA	1:L:46:ILE:HG22	1.95	0.48
1:P:43:TRP:HA	1:P:46:ILE:HG22	1.95	0.48
1:R:43:TRP:HA	1:R:46:ILE:HG22	1.95	0.48
1:G:86:LEU:O	1:G:90:VAL:HG23	2.13	0.48
1:E:131:SER:O	1:E:131:SER:OG	2.29	0.48
1:K:86:LEU:O	1:K:90:VAL:HG23	2.13	0.48
1:S:86:LEU:O	1:S:90:VAL:HG23	2.13	0.48
1:G:43:TRP:HA	1:G:46:ILE:HG22	1.95	0.48
1:M:43:TRP:HA	1:M:46:ILE:HG22	1.95	0.48
1:E:43:TRP:HA	1:E:46:ILE:HG22	1.95	0.47
1:N:43:TRP:HA	1:N:46:ILE:HG22	1.95	0.47
1:O:43:TRP:HA	1:O:46:ILE:HG22	1.95	0.47
1:B:43:TRP:HA	1:B:46:ILE:HG22	1.95	0.47
1:F:43:TRP:HA	1:F:46:ILE:HG22	1.95	0.47
1:Q:43:TRP:HA	1:Q:46:ILE:HG22	1.95	0.47
1:I:86:LEU:O	1:I:90:VAL:HG23	2.13	0.47

Continued on next page...

Continued from previous page...

Atom-1	Atom-2	Interatomic distance (Å)	Clash overlap (Å)
1:K:43:TRP:HA	1:K:46:ILE:HG22	1.95	0.47
2:O:200:TT0:C65	2:O:200:TT0:C83	2.93	0.47
2:S:200:TT0:C65	2:S:200:TT0:C83	2.93	0.47
2:F:200:TT0:C65	2:F:200:TT0:C83	2.93	0.47
1:I:43:TRP:HA	1:I:46:ILE:HG22	1.95	0.47
2:J:200:TT0:C65	2:J:200:TT0:C83	2.93	0.47
2:K:200:TT0:C65	2:K:200:TT0:C83	2.93	0.47
2:B:200:TT0:C65	2:B:200:TT0:C83	2.93	0.47
2:E:200:TT0:C65	2:E:200:TT0:C83	2.93	0.47
2:G:200:TT0:C65	2:G:200:TT0:C83	2.93	0.47
2:P:200:TT0:C65	2:P:200:TT0:C83	2.93	0.47
2:M:200:TT0:C65	2:M:200:TT0:C83	2.93	0.47
2:Q:200:TT0:C65	2:Q:200:TT0:C83	2.93	0.47
2:T:200:TT0:C65	2:T:200:TT0:C83	2.93	0.47
2:H:200:TT0:C65	2:H:200:TT0:C83	2.93	0.47
2:L:200:TT0:C65	2:L:200:TT0:C83	2.93	0.47
2:D:200:TT0:C65	2:D:200:TT0:C83	2.93	0.47
1:F:64:SER:O	1:F:67:ILE:HG22	2.15	0.47
1:O:113:ILE:HB	1:S:96:VAL:HG23	1.97	0.47
2:C:200:TT0:C65	2:C:200:TT0:C83	2.93	0.46
2:I:200:TT0:C65	2:I:200:TT0:C83	2.93	0.46
1:J:43:TRP:HA	1:J:46:ILE:HG22	1.95	0.46
1:K:64:SER:O	1:K:67:ILE:HG22	2.16	0.46
2:A:200:TT0:C65	2:A:200:TT0:C83	2.93	0.46
1:C:64:SER:O	1:C:67:ILE:HG22	2.16	0.46
1:F:113:ILE:HB	1:K:96:VAL:HG23	1.97	0.46
1:G:64:SER:O	1:G:67:ILE:HG22	2.15	0.46
1:H:64:SER:O	1:H:67:ILE:HG22	2.16	0.46
1:J:113:ILE:HB	1:O:96:VAL:HG23	1.97	0.46
1:K:113:ILE:HB	1:P:96:VAL:HG23	1.97	0.46
1:P:64:SER:O	1:P:67:ILE:HG22	2.16	0.46
1:P:113:ILE:HB	1:T:96:VAL:HG23	1.97	0.46
1:T:64:SER:O	1:T:67:ILE:HG22	2.16	0.46
1:M:64:SER:O	1:M:67:ILE:HG22	2.15	0.46
1:E:113:ILE:HB	1:J:96:VAL:HG23	1.97	0.46
2:N:200:TT0:C65	2:N:200:TT0:C83	2.93	0.46
1:Q:64:SER:O	1:Q:67:ILE:HG22	2.15	0.46
1:B:82:LYS:HD3	1:B:82:LYS:N	2.31	0.46
1:L:64:SER:O	1:L:67:ILE:HG22	2.15	0.46
2:R:200:TT0:C65	2:R:200:TT0:C83	2.93	0.46
1:N:82:LYS:HD3	1:N:82:LYS:N	2.31	0.46

Continued on next page...

Continued from previous page...

Atom-1	Atom-2	Interatomic distance (Å)	Clash overlap (Å)
1:Q:82:LYS:HD3	1:Q:82:LYS:N	2.31	0.46
1:A:82:LYS:HD3	1:A:82:LYS:N	2.31	0.46
1:C:82:LYS:HD3	1:C:82:LYS:N	2.31	0.46
1:T:82:LYS:HD3	1:T:82:LYS:N	2.31	0.46
1:B:64:SER:O	1:B:67:ILE:HG22	2.16	0.46
1:G:82:LYS:HD3	1:G:82:LYS:N	2.31	0.46
1:N:113:ILE:HB	1:R:96:VAL:HG23	1.97	0.46
1:S:64:SER:O	1:S:67:ILE:HG22	2.16	0.46
1:E:64:SER:O	1:E:67:ILE:HG22	2.16	0.46
1:K:82:LYS:HD3	1:K:82:LYS:N	2.31	0.46
1:E:82:LYS:HD3	1:E:82:LYS:N	2.31	0.45
2:G:200:TT0:C47	2:L:200:TT0:C86	2.95	0.45
1:I:64:SER:O	1:I:67:ILE:HG22	2.16	0.45
1:M:82:LYS:HD3	1:M:82:LYS:N	2.31	0.45
1:N:64:SER:O	1:N:67:ILE:HG22	2.16	0.45
1:O:64:SER:O	1:O:67:ILE:HG22	2.15	0.45
1:R:64:SER:O	1:R:67:ILE:HG22	2.16	0.45
2:F:200:TT0:C47	2:K:200:TT0:C86	2.95	0.45
1:I:82:LYS:N	1:I:82:LYS:HD3	2.31	0.45
1:I:113:ILE:HB	1:N:96:VAL:HG23	1.97	0.45
1:J:64:SER:O	1:J:67:ILE:HG22	2.16	0.45
1:J:82:LYS:HD3	1:J:82:LYS:N	2.31	0.45
2:P:200:TT0:C47	2:T:200:TT0:C86	2.95	0.45
1:A:96:VAL:HG23	1:L:113:ILE:HB	1.97	0.45
2:A:200:TT0:C86	2:L:200:TT0:C47	2.95	0.45
1:B:113:ILE:HB	1:G:96:VAL:HG23	1.97	0.45
1:D:64:SER:O	1:D:67:ILE:HG22	2.16	0.45
1:D:82:LYS:N	1:D:82:LYS:HD3	2.31	0.45
1:F:82:LYS:HD3	1:F:82:LYS:N	2.31	0.45
1:G:113:ILE:HB	1:L:96:VAL:HG23	1.97	0.45
1:H:113:ILE:HB	1:M:96:VAL:HG23	1.97	0.45
2:K:200:TT0:C47	2:P:200:TT0:C86	2.95	0.45
1:M:113:ILE:HB	1:Q:96:VAL:HG23	1.97	0.45
1:S:52:LYS:HB2	1:S:52:LYS:HE2	1.77	0.45
2:H:200:TT0:C47	2:M:200:TT0:C86	2.95	0.45
1:A:64:SER:O	1:A:67:ILE:HG22	2.16	0.45
2:B:200:TT0:C47	2:G:200:TT0:C86	2.95	0.45
1:C:113:ILE:HB	1:H:96:VAL:HG23	1.97	0.45
2:C:200:TT0:C47	2:H:200:TT0:C86	2.95	0.45
2:O:200:TT0:C47	2:S:200:TT0:C86	2.95	0.45
1:S:82:LYS:HD3	1:S:82:LYS:N	2.31	0.45

Continued on next page...

Continued from previous page...

Atom-1	Atom-2	Interatomic distance (Å)	Clash overlap (Å)
1:D:113:ILE:HB	1:I:96:VAL:HG23	1.97	0.45
1:O:82:LYS:HD3	1:O:82:LYS:N	2.31	0.45
1:H:82:LYS:HD3	1:H:82:LYS:N	2.31	0.45
2:J:200:TT0:C47	2:O:200:TT0:C86	2.95	0.45
1:R:82:LYS:HD3	1:R:82:LYS:N	2.31	0.45
2:E:200:TT0:C47	2:J:200:TT0:C86	2.95	0.45
2:M:200:TT0:C47	2:Q:200:TT0:C86	2.95	0.45
1:C:114:ILE:HD12	1:C:114:ILE:HA	1.84	0.45
1:L:52:LYS:HB2	1:L:52:LYS:HE2	1.77	0.45
1:L:82:LYS:HD3	1:L:82:LYS:N	2.31	0.45
1:P:82:LYS:HD3	1:P:82:LYS:N	2.31	0.45
2:D:200:TT0:C47	2:I:200:TT0:C86	2.95	0.44
2:I:200:TT0:C47	2:N:200:TT0:C86	2.95	0.44
1:K:52:LYS:HB2	1:K:52:LYS:HE2	1.77	0.44
2:N:200:TT0:C47	2:R:200:TT0:C86	2.95	0.44
1:D:64:SER:HB2	2:D:200:TT0:C85	2.49	0.43
1:E:64:SER:HB2	2:E:200:TT0:C85	2.49	0.43
1:F:64:SER:HB2	2:F:200:TT0:C85	2.48	0.43
1:H:52:LYS:HB2	1:H:52:LYS:HE2	1.77	0.43
1:R:64:SER:HB2	2:R:200:TT0:C85	2.49	0.43
1:S:64:SER:HB2	2:S:200:TT0:C85	2.49	0.43
1:F:117:VAL:O	1:F:120:ILE:HG22	2.19	0.43
1:H:55:ARG:NH1	1:H:138:ALA:O	2.52	0.43
1:M:55:ARG:NH1	1:M:138:ALA:O	2.52	0.43
1:O:55:ARG:NH1	1:O:138:ALA:O	2.52	0.43
1:Q:55:ARG:NH1	1:Q:138:ALA:O	2.52	0.43
1:Q:64:SER:HB2	2:Q:200:TT0:C85	2.49	0.43
1:R:55:ARG:NH1	1:R:138:ALA:O	2.51	0.43
1:S:55:ARG:NH1	1:S:138:ALA:O	2.52	0.43
1:C:55:ARG:NH1	1:C:138:ALA:O	2.52	0.43
1:D:52:LYS:HB2	1:D:52:LYS:HE2	1.77	0.43
1:E:55:ARG:NH1	1:E:138:ALA:O	2.52	0.43
1:J:55:ARG:NH1	1:J:138:ALA:O	2.52	0.43
1:K:117:VAL:O	1:K:120:ILE:HG22	2.19	0.43
1:O:64:SER:HB2	2:O:200:TT0:C85	2.49	0.43
1:S:117:VAL:O	1:S:120:ILE:HG22	2.19	0.43
1:A:114:ILE:HD12	1:A:114:ILE:HA	1.84	0.43
1:B:117:VAL:O	1:B:120:ILE:HG22	2.19	0.43
1:E:117:VAL:O	1:E:120:ILE:HG22	2.19	0.43
1:G:117:VAL:O	1:G:120:ILE:HG22	2.19	0.43
1:H:117:VAL:O	1:H:120:ILE:HG22	2.19	0.43

Continued on next page...

Continued from previous page...

Atom-1	Atom-2	Interatomic distance (Å)	Clash overlap (Å)
1:M:117:VAL:O	1:M:120:ILE:HG22	2.19	0.43
1:Q:117:VAL:O	1:Q:120:ILE:HG22	2.19	0.43
1:R:117:VAL:O	1:R:120:ILE:HG22	2.19	0.43
1:C:117:VAL:O	1:C:120:ILE:HG22	2.19	0.43
1:J:64:SER:HB2	2:J:200:TT0:C85	2.49	0.43
1:K:64:SER:HB2	2:K:200:TT0:C85	2.49	0.43
1:N:55:ARG:NH1	1:N:138:ALA:O	2.52	0.43
1:G:52:LYS:HB2	1:G:52:LYS:HE2	1.77	0.43
1:L:64:SER:HB2	2:L:200:TT0:C85	2.48	0.43
1:L:117:VAL:O	1:L:120:ILE:HG22	2.19	0.43
1:M:64:SER:HB2	2:M:200:TT0:C85	2.49	0.43
1:N:117:VAL:O	1:N:120:ILE:HG22	2.19	0.43
1:T:117:VAL:O	1:T:120:ILE:HG22	2.19	0.43
1:B:55:ARG:NH1	1:B:138:ALA:O	2.52	0.43
1:H:64:SER:HB2	2:H:200:TT0:C85	2.49	0.43
1:N:64:SER:HB2	2:N:200:TT0:C85	2.48	0.43
1:O:52:LYS:HB2	1:O:52:LYS:HE2	1.77	0.43
1:A:55:ARG:NH1	1:A:138:ALA:O	2.52	0.43
1:B:99:VAL:HG23	1:G:77:GLN:OE1	2.19	0.43
1:C:64:SER:HB2	2:C:200:TT0:C85	2.49	0.43
1:E:114:ILE:HD12	1:E:114:ILE:HA	1.84	0.43
1:G:64:SER:HB2	2:G:200:TT0:C85	2.49	0.43
1:I:99:VAL:HG23	1:N:77:GLN:OE1	2.19	0.43
1:J:117:VAL:O	1:J:120:ILE:HG22	2.19	0.43
1:L:55:ARG:NH1	1:L:138:ALA:O	2.52	0.43
1:M:99:VAL:HG23	1:Q:77:GLN:OE1	2.19	0.43
1:P:64:SER:HB2	2:P:200:TT0:C85	2.49	0.43
1:P:117:VAL:O	1:P:120:ILE:HG22	2.19	0.43
1:Q:86:LEU:CD2	1:R:80:PRO:HB2	2.49	0.43
1:T:55:ARG:NH1	1:T:138:ALA:O	2.52	0.43
1:T:64:SER:HB2	2:T:200:TT0:C85	2.49	0.43
1:A:64:SER:HB2	2:A:200:TT0:C85	2.49	0.43
1:A:117:VAL:O	1:A:120:ILE:HG22	2.19	0.43
1:E:86:LEU:CD2	1:F:80:PRO:HB2	2.49	0.43
1:G:55:ARG:NH1	1:G:138:ALA:O	2.52	0.43
1:I:64:SER:HB2	2:I:200:TT0:C85	2.49	0.43
1:I:117:VAL:O	1:I:120:ILE:HG22	2.19	0.43
1:M:52:LYS:HB2	1:M:52:LYS:HE2	1.77	0.43
1:N:86:LEU:CD2	1:O:80:PRO:HB2	2.49	0.43
1:R:86:LEU:CD2	1:S:80:PRO:HB2	2.49	0.43
1:A:80:PRO:HB2	1:P:86:LEU:CD2	2.49	0.42

Continued on next page...

Continued from previous page...

Atom-1	Atom-2	Interatomic distance (Å)	Clash overlap (Å)
1:G:99:VAL:HG23	1:L:77:GLN:OE1	2.19	0.42
1:I:55:ARG:NH1	1:I:138:ALA:O	2.52	0.42
1:I:86:LEU:CD2	1:J:80:PRO:HB2	2.49	0.42
1:J:99:VAL:HG23	1:O:77:GLN:OE1	2.19	0.42
1:M:86:LEU:CD2	1:N:80:PRO:HB2	2.49	0.42
1:O:117:VAL:O	1:O:120:ILE:HG22	2.19	0.42
1:P:55:ARG:NH1	1:P:138:ALA:O	2.52	0.42
1:S:86:LEU:CD2	1:T:80:PRO:HB2	2.49	0.42
1:D:86:LEU:CD2	1:E:80:PRO:HB2	2.49	0.42
1:D:114:ILE:HD12	1:D:114:ILE:HA	1.84	0.42
1:H:114:ILE:HD12	1:H:114:ILE:HA	1.84	0.42
1:J:133:ILE:HA	1:J:136:VAL:HG12	2.01	0.42
1:D:99:VAL:HG23	1:I:77:GLN:OE1	2.19	0.42
1:F:99:VAL:HG23	1:K:77:GLN:OE1	2.19	0.42
1:I:63:TRP:HE1	1:I:147:MET:HB2	1.85	0.42
1:K:55:ARG:NH1	1:K:138:ALA:O	2.52	0.42
1:O:133:ILE:HA	1:O:136:VAL:HG12	2.01	0.42
1:R:52:LYS:HB2	1:R:52:LYS:HE2	1.77	0.42
1:A:86:LEU:CD2	1:Q:80:PRO:HB2	2.49	0.42
1:B:86:LEU:CD2	1:C:80:PRO:HB2	2.49	0.42
1:D:55:ARG:NH1	1:D:138:ALA:O	2.52	0.42
1:D:63:TRP:HE1	1:D:147:MET:HB2	1.85	0.42
1:D:117:VAL:O	1:D:120:ILE:HG22	2.19	0.42
1:F:55:ARG:NH1	1:F:138:ALA:O	2.52	0.42
1:H:63:TRP:HE1	1:H:147:MET:HB2	1.85	0.42
1:O:86:LEU:CD2	1:P:80:PRO:HB2	2.49	0.42
1:T:52:LYS:HB2	1:T:52:LYS:HE2	1.77	0.42
1:B:64:SER:HB2	2:B:200:TT0:C85	2.48	0.42
1:B:64:SER:HA	1:B:67:ILE:HG22	2.02	0.42
1:C:63:TRP:HE1	1:C:147:MET:HB2	1.85	0.42
1:E:133:ILE:HA	1:E:136:VAL:HG12	2.01	0.42
1:J:86:LEU:CD2	1:K:80:PRO:HB2	2.49	0.42
1:K:99:VAL:HG23	1:P:77:GLN:OE1	2.19	0.42
1:Q:52:LYS:HE2	1:Q:52:LYS:HB2	1.77	0.42
1:S:133:ILE:HA	1:S:136:VAL:HG12	2.01	0.42
1:C:99:VAL:HG23	1:H:77:GLN:OE1	2.19	0.42
1:E:99:VAL:HG23	1:J:77:GLN:OE1	2.19	0.42
1:F:133:ILE:HA	1:F:136:VAL:HG12	2.01	0.42
1:J:63:TRP:HE1	1:J:147:MET:HB2	1.85	0.42
1:N:64:SER:HA	1:N:67:ILE:HG22	2.02	0.42
1:N:133:ILE:HA	1:N:136:VAL:HG12	2.01	0.42

Continued on next page...

Continued from previous page...

Atom-1	Atom-2	Interatomic distance (Å)	Clash overlap (Å)
1:R:133:ILE:HA	1:R:136:VAL:HG12	2.01	0.42
1:T:64:SER:HA	1:T:67:ILE:HG22	2.02	0.42
1:A:64:SER:HA	1:A:67:ILE:HG22	2.02	0.42
1:F:64:SER:HA	1:F:67:ILE:HG22	2.02	0.42
1:F:86:LEU:CD2	1:G:80:PRO:HB2	2.49	0.42
1:H:99:VAL:HG23	1:M:77:GLN:OE1	2.19	0.42
1:J:64:SER:HA	1:J:67:ILE:HG22	2.02	0.42
1:K:133:ILE:HA	1:K:136:VAL:HG12	2.01	0.42
1:N:99:VAL:HG23	1:R:77:GLN:OE1	2.19	0.42
1:O:63:TRP:HE1	1:O:147:MET:HB2	1.85	0.42
1:A:133:ILE:HA	1:A:136:VAL:HG12	2.01	0.42
1:F:52:LYS:HB2	1:F:52:LYS:HE2	1.77	0.42
1:K:86:LEU:CD2	1:L:80:PRO:HB2	2.49	0.42
1:M:63:TRP:HE1	1:M:147:MET:HB2	1.85	0.42
1:N:63:TRP:HE1	1:N:147:MET:HB2	1.85	0.42
1:B:63:TRP:HE1	1:B:147:MET:HB2	1.85	0.42
1:E:63:TRP:HE1	1:E:147:MET:HB2	1.85	0.42
1:H:64:SER:HA	1:H:67:ILE:HG22	2.02	0.42
1:H:86:LEU:CD2	1:I:80:PRO:HB2	2.49	0.42
1:I:133:ILE:HA	1:I:136:VAL:HG12	2.01	0.42
1:L:86:LEU:CD2	1:M:80:PRO:HB2	2.49	0.42
1:M:133:ILE:HA	1:M:136:VAL:HG12	2.01	0.42
1:Q:114:ILE:CG2	1:Q:132:PRO:HB3	2.50	0.42
1:Q:133:ILE:HA	1:Q:136:VAL:HG12	2.01	0.42
1:A:63:TRP:HE1	1:A:147:MET:HB2	1.85	0.42
1:D:114:ILE:CG2	1:D:132:PRO:HB3	2.50	0.42
1:F:131:SER:O	1:F:131:SER:OG	2.29	0.42
1:M:114:ILE:CG2	1:M:132:PRO:HB3	2.50	0.42
1:A:77:GLN:OE1	1:L:99:VAL:HG23	2.19	0.41
1:A:114:ILE:CG2	1:A:132:PRO:HB3	2.50	0.41
1:B:114:ILE:CG2	1:B:132:PRO:HB3	2.50	0.41
1:D:64:SER:HA	1:D:67:ILE:HG22	2.02	0.41
1:G:64:SER:HA	1:G:67:ILE:HG22	2.02	0.41
1:K:64:SER:HA	1:K:67:ILE:HG22	2.02	0.41
1:O:99:VAL:HG23	1:S:77:GLN:OE1	2.19	0.41
1:P:63:TRP:HE1	1:P:147:MET:HB2	1.85	0.41
1:P:99:VAL:HG23	1:T:77:GLN:OE1	2.19	0.41
1:P:131:SER:O	1:P:131:SER:OG	2.29	0.41
1:P:133:ILE:HA	1:P:136:VAL:HG12	2.01	0.41
1:Q:64:SER:HA	1:Q:67:ILE:HG22	2.02	0.41
1:H:114:ILE:CG2	1:H:132:PRO:HB3	2.50	0.41

Continued on next page...

Continued from previous page...

Atom-1	Atom-2	Interatomic distance (Å)	Clash overlap (Å)
1:H:133:ILE:HA	1:H:136:VAL:HG12	2.01	0.41
1:L:64:SER:HA	1:L:67:ILE:HG22	2.02	0.41
1:S:131:SER:O	1:S:131:SER:OG	2.29	0.41
1:T:63:TRP:HE1	1:T:147:MET:HB2	1.85	0.41
1:C:86:LEU:CD2	1:D:80:PRO:HB2	2.49	0.41
1:E:64:SER:HA	1:E:67:ILE:HG22	2.02	0.41
1:G:63:TRP:HE1	1:G:147:MET:HB2	1.85	0.41
1:G:86:LEU:CD2	1:H:80:PRO:HB2	2.49	0.41
1:L:114:ILE:CG2	1:L:132:PRO:HB3	2.50	0.41
1:Q:63:TRP:HE1	1:Q:147:MET:HB2	1.85	0.41
1:T:131:SER:O	1:T:131:SER:OG	2.29	0.41
1:D:133:ILE:HA	1:D:136:VAL:HG12	2.01	0.41
1:I:64:SER:HA	1:I:67:ILE:HG22	2.02	0.41
1:L:63:TRP:HE1	1:L:147:MET:HB2	1.85	0.41
1:L:133:ILE:HA	1:L:136:VAL:HG12	2.01	0.41
1:N:114:ILE:CG2	1:N:132:PRO:HB3	2.50	0.41
1:R:64:SER:HA	1:R:67:ILE:HG22	2.02	0.41
1:R:114:ILE:CG2	1:R:132:PRO:HB3	2.50	0.41
1:S:64:SER:HA	1:S:67:ILE:HG22	2.02	0.41
1:T:133:ILE:HA	1:T:136:VAL:HG12	2.01	0.41
1:B:52:LYS:HB2	1:B:52:LYS:HE2	1.77	0.41
1:B:139:LEU:HD22	1:G:66:LEU:HD21	2.03	0.41
1:I:114:ILE:CG2	1:I:132:PRO:HB3	2.50	0.41
1:P:64:SER:HA	1:P:67:ILE:HG22	2.02	0.41
1:C:79:ALA:HA	1:C:80:PRO:HD3	1.96	0.41
1:F:90:VAL:HG11	1:G:84:PHE:CD1	2.56	0.41
1:G:114:ILE:CG2	1:G:132:PRO:HB3	2.50	0.41
1:K:90:VAL:HG11	1:L:84:PHE:CD1	2.56	0.41
1:O:64:SER:HA	1:O:67:ILE:HG22	2.02	0.41
1:C:114:ILE:CG2	1:C:132:PRO:HB3	2.50	0.41
1:C:133:ILE:HA	1:C:136:VAL:HG12	2.01	0.41
1:D:97:LYS:HZ2	1:E:71:PHE:HE2	1.68	0.41
1:I:114:ILE:HD12	1:I:114:ILE:HA	1.84	0.41
1:J:90:VAL:HG11	1:K:84:PHE:CD1	2.56	0.41
1:O:90:VAL:HG11	1:P:84:PHE:CD1	2.56	0.41
1:O:131:SER:O	1:O:131:SER:OG	2.29	0.41
1:R:63:TRP:HE1	1:R:147:MET:HB2	1.85	0.41
1:S:63:TRP:HE1	1:S:147:MET:HB2	1.85	0.41
1:T:114:ILE:CG2	1:T:132:PRO:HB3	2.50	0.41
1:A:104:PHE:HD1	1:L:120:ILE:HD11	1.86	0.41
1:E:120:ILE:HD11	1:J:104:PHE:HD1	1.86	0.41

Continued on next page...

Continued from previous page...

Atom-1	Atom-2	Interatomic distance (Å)	Clash overlap (Å)
1:I:52:LYS:HA	1:I:55:ARG:HG2	2.03	0.41
1:J:114:ILE:HD12	1:J:114:ILE:HA	1.84	0.41
1:K:63:TRP:HE1	1:K:147:MET:HB2	1.85	0.41
1:M:64:SER:HA	1:M:67:ILE:HG22	2.02	0.41
1:M:90:VAL:HG11	1:N:84:PHE:CD1	2.56	0.41
1:O:120:ILE:HD11	1:S:104:PHE:HD1	1.86	0.41
1:A:84:PHE:CD1	1:P:90:VAL:HG11	2.56	0.41
1:A:93:ILE:HA	1:A:96:VAL:HG12	2.03	0.41
1:B:69:LEU:HD12	1:B:92:LEU:HG	2.03	0.41
1:B:120:ILE:HD11	1:G:104:PHE:HD1	1.86	0.41
1:C:52:LYS:HB2	1:C:52:LYS:HE2	1.77	0.41
1:C:64:SER:HA	1:C:67:ILE:HG22	2.02	0.41
1:F:63:TRP:HE1	1:F:147:MET:HB2	1.85	0.41
1:F:69:LEU:HD12	1:F:92:LEU:HG	2.03	0.41
1:F:139:LEU:HD22	1:K:66:LEU:HD21	2.03	0.41
1:G:139:LEU:HD22	1:L:66:LEU:HD21	2.03	0.41
1:H:90:VAL:HG11	1:I:84:PHE:CD1	2.56	0.41
1:H:120:ILE:HD11	1:M:104:PHE:HD1	1.86	0.41
1:P:69:LEU:HD12	1:P:92:LEU:HG	2.03	0.41
1:P:114:ILE:CG2	1:P:132:PRO:HB3	2.50	0.41
1:Q:90:VAL:HG11	1:R:84:PHE:CD1	2.56	0.41
1:R:93:ILE:HA	1:R:96:VAL:HG12	2.03	0.41
1:T:69:LEU:HD12	1:T:92:LEU:HG	2.03	0.41
1:B:93:ILE:HA	1:B:96:VAL:HG12	2.03	0.41
1:B:133:ILE:HA	1:B:136:VAL:HG12	2.01	0.41
1:C:93:ILE:HA	1:C:96:VAL:HG12	2.03	0.41
1:E:90:VAL:HG11	1:F:84:PHE:CD1	2.56	0.41
1:F:120:ILE:HD11	1:K:104:PHE:CD1	2.56	0.41
1:G:69:LEU:HD12	1:G:92:LEU:HG	2.03	0.41
1:G:93:ILE:HA	1:G:96:VAL:HG12	2.03	0.41
1:J:120:ILE:HD11	1:O:104:PHE:CD1	2.57	0.41
1:K:69:LEU:HD12	1:K:92:LEU:HG	2.03	0.41
1:L:93:ILE:HA	1:L:96:VAL:HG12	2.03	0.41
1:M:52:LYS:HA	1:M:55:ARG:HG2	2.03	0.41
1:N:93:ILE:HA	1:N:96:VAL:HG12	2.03	0.41
1:O:139:LEU:HD22	1:S:66:LEU:HD21	2.03	0.41
1:P:52:LYS:HE2	1:P:52:LYS:HB2	1.77	0.41
1:P:139:LEU:HD22	1:T:66:LEU:HD21	2.03	0.41
1:S:114:ILE:CG2	1:S:132:PRO:HB3	2.50	0.41
1:B:120:ILE:HD11	1:G:104:PHE:CD1	2.57	0.40
1:D:93:ILE:HA	1:D:96:VAL:HG12	2.03	0.40

Continued on next page...

Continued from previous page...

Atom-1	Atom-2	Interatomic distance (Å)	Clash overlap (Å)
1:D:120:ILE:HD11	1:I:104:PHE:HD1	1.86	0.40
1:E:139:LEU:HD22	1:J:66:LEU:HD21	2.03	0.40
1:G:133:ILE:HA	1:G:136:VAL:HG12	2.01	0.40
1:H:93:ILE:HA	1:H:96:VAL:HG12	2.03	0.40
1:I:93:ILE:HA	1:I:96:VAL:HG12	2.03	0.40
1:J:97:LYS:HZ2	1:K:71:PHE:HE2	1.68	0.40
1:K:114:ILE:CG2	1:K:132:PRO:HB3	2.50	0.40
1:M:114:ILE:HD12	1:M:114:ILE:HA	1.84	0.40
1:B:90:VAL:HG11	1:C:84:PHE:CD1	2.56	0.40
1:C:90:VAL:HG11	1:D:84:PHE:CD1	2.56	0.40
1:D:120:ILE:HD11	1:I:104:PHE:CD1	2.57	0.40
1:E:52:LYS:HA	1:E:55:ARG:HG2	2.03	0.40
1:F:114:ILE:CG2	1:F:132:PRO:HB3	2.50	0.40
1:I:120:ILE:HD11	1:N:104:PHE:CD1	2.57	0.40
1:J:52:LYS:HB2	1:J:52:LYS:HE2	1.77	0.40
1:M:120:ILE:HD11	1:Q:104:PHE:HD1	1.86	0.40
1:N:120:ILE:HD11	1:R:104:PHE:HD1	1.86	0.40
1:O:69:LEU:HD12	1:O:92:LEU:HG	2.03	0.40
1:O:114:ILE:CG2	1:O:132:PRO:HB3	2.50	0.40
1:P:120:ILE:HD11	1:T:104:PHE:HD1	1.86	0.40
1:S:90:VAL:HG11	1:T:84:PHE:CD1	2.56	0.40
1:E:97:LYS:HZ2	1:F:71:PHE:HE2	1.68	0.40
1:G:90:VAL:HG11	1:H:84:PHE:CD1	2.56	0.40
1:I:120:ILE:HD11	1:N:104:PHE:HD1	1.86	0.40
1:J:114:ILE:CG2	1:J:132:PRO:HB3	2.50	0.40
1:L:69:LEU:HD12	1:L:92:LEU:HG	2.03	0.40
1:M:93:ILE:HA	1:M:96:VAL:HG12	2.03	0.40
1:N:52:LYS:HA	1:N:55:ARG:HG2	2.03	0.40
1:N:120:ILE:HD11	1:R:104:PHE:CD1	2.57	0.40
1:Q:93:ILE:HA	1:Q:96:VAL:HG12	2.03	0.40
1:S:69:LEU:HD12	1:S:92:LEU:HG	2.03	0.40
1:A:69:LEU:HD12	1:A:92:LEU:HG	2.03	0.40
1:C:120:ILE:HD11	1:H:104:PHE:HD1	1.86	0.40
1:D:90:VAL:HG11	1:E:84:PHE:CD1	2.56	0.40
1:E:93:ILE:HA	1:E:96:VAL:HG12	2.03	0.40
1:J:93:ILE:HA	1:J:96:VAL:HG12	2.03	0.40
1:K:120:ILE:HD11	1:P:104:PHE:HD1	1.86	0.40
1:M:120:ILE:HD11	1:Q:104:PHE:CD1	2.57	0.40
1:N:90:VAL:HG11	1:O:84:PHE:CD1	2.56	0.40
1:Q:52:LYS:HA	1:Q:55:ARG:HG2	2.03	0.40
1:R:90:VAL:HG11	1:S:84:PHE:CD1	2.56	0.40

Continued on next page...

Continued from previous page...

Atom-1	Atom-2	Interatomic distance (Å)	Clash overlap (Å)
2:A:200:TT0:O32	2:A:200:TT0:C38	2.70	0.40
1:C:120:ILE:HD11	1:H:104:PHE:CD1	2.57	0.40
1:D:52:LYS:HA	1:D:55:ARG:HG2	2.03	0.40
1:D:122:ASN:C	1:D:124:PHE:H	2.25	0.40
1:E:114:ILE:CG2	1:E:132:PRO:HB3	2.50	0.40
1:G:79:ALA:HA	1:G:80:PRO:HD3	1.96	0.40
1:H:120:ILE:HD11	1:M:104:PHE:CD1	2.57	0.40
1:K:86:LEU:HD23	1:L:81:SER:HB2	2.04	0.40
1:L:90:VAL:HG11	1:M:84:PHE:CD1	2.56	0.40
1:O:93:ILE:HA	1:O:96:VAL:HG12	2.03	0.40
1:O:120:ILE:HD11	1:S:104:PHE:CD1	2.57	0.40
2:Q:200:TT0:O32	2:Q:200:TT0:C38	2.70	0.40
1:S:93:ILE:HA	1:S:96:VAL:HG12	2.03	0.40
1:T:93:ILE:HA	1:T:96:VAL:HG12	2.03	0.40

There are no symmetry-related clashes.

5.3 Torsion angles [i](#)

5.3.1 Protein backbone [i](#)

In the following table, the Percentiles column shows the percent Ramachandran outliers of the chain as a percentile score with respect to all PDB entries followed by that with respect to all EM entries.

The Analysed column shows the number of residues for which the backbone conformation was analysed, and the total number of residues.

Mol	Chain	Analysed	Favoured	Allowed	Outliers	Percentiles	
1	A	110/112 (98%)	107 (97%)	3 (3%)	0	100	100
1	B	110/112 (98%)	107 (97%)	3 (3%)	0	100	100
1	C	110/112 (98%)	107 (97%)	3 (3%)	0	100	100
1	D	110/112 (98%)	107 (97%)	3 (3%)	0	100	100
1	E	110/112 (98%)	107 (97%)	3 (3%)	0	100	100
1	F	110/112 (98%)	107 (97%)	3 (3%)	0	100	100
1	G	110/112 (98%)	107 (97%)	3 (3%)	0	100	100
1	H	110/112 (98%)	107 (97%)	3 (3%)	0	100	100
1	I	110/112 (98%)	107 (97%)	3 (3%)	0	100	100

Continued on next page...

Continued from previous page...

Mol	Chain	Analysed	Favoured	Allowed	Outliers	Percentiles	
1	J	110/112 (98%)	107 (97%)	3 (3%)	0	100	100
1	K	110/112 (98%)	107 (97%)	3 (3%)	0	100	100
1	L	110/112 (98%)	107 (97%)	3 (3%)	0	100	100
1	M	110/112 (98%)	107 (97%)	3 (3%)	0	100	100
1	N	110/112 (98%)	107 (97%)	3 (3%)	0	100	100
1	O	110/112 (98%)	107 (97%)	3 (3%)	0	100	100
1	P	110/112 (98%)	107 (97%)	3 (3%)	0	100	100
1	Q	110/112 (98%)	107 (97%)	3 (3%)	0	100	100
1	R	110/112 (98%)	107 (97%)	3 (3%)	0	100	100
1	S	110/112 (98%)	107 (97%)	3 (3%)	0	100	100
1	T	110/112 (98%)	107 (97%)	3 (3%)	0	100	100
All	All	2200/2240 (98%)	2140 (97%)	60 (3%)	0	100	100

There are no Ramachandran outliers to report.

5.3.2 Protein sidechains [i](#)

In the following table, the Percentiles column shows the percent sidechain outliers of the chain as a percentile score with respect to all PDB entries followed by that with respect to all EM entries.

The Analysed column shows the number of residues for which the sidechain conformation was analysed, and the total number of residues.

Mol	Chain	Analysed	Rotameric	Outliers	Percentiles	
1	A	89/89 (100%)	89 (100%)	0	100	100
1	B	89/89 (100%)	89 (100%)	0	100	100
1	C	89/89 (100%)	89 (100%)	0	100	100
1	D	89/89 (100%)	89 (100%)	0	100	100
1	E	89/89 (100%)	89 (100%)	0	100	100
1	F	89/89 (100%)	89 (100%)	0	100	100
1	G	89/89 (100%)	89 (100%)	0	100	100
1	H	89/89 (100%)	89 (100%)	0	100	100
1	I	89/89 (100%)	89 (100%)	0	100	100
1	J	89/89 (100%)	89 (100%)	0	100	100

Continued on next page...

Continued from previous page...

Mol	Chain	Analysed	Rotameric	Outliers	Percentiles	
1	K	89/89 (100%)	89 (100%)	0	100	100
1	L	89/89 (100%)	89 (100%)	0	100	100
1	M	89/89 (100%)	89 (100%)	0	100	100
1	N	89/89 (100%)	89 (100%)	0	100	100
1	O	89/89 (100%)	89 (100%)	0	100	100
1	P	89/89 (100%)	89 (100%)	0	100	100
1	Q	89/89 (100%)	89 (100%)	0	100	100
1	R	89/89 (100%)	89 (100%)	0	100	100
1	S	89/89 (100%)	89 (100%)	0	100	100
1	T	89/89 (100%)	89 (100%)	0	100	100
All	All	1780/1780 (100%)	1780 (100%)	0	100	100

There are no protein residues with a non-rotameric sidechain to report.

Sometimes sidechains can be flipped to improve hydrogen bonding and reduce clashes. There are no such sidechains identified.

5.3.3 RNA ⓘ

There are no RNA molecules in this entry.

5.4 Non-standard residues in protein, DNA, RNA chains ⓘ

There are no non-standard protein/DNA/RNA residues in this entry.

5.5 Carbohydrates ⓘ

There are no oligosaccharides in this entry.

5.6 Ligand geometry ⓘ

20 ligands are modelled in this entry.

In the following table, the Counts columns list the number of bonds (or angles) for which Mogul statistics could be retrieved, the number of bonds (or angles) that are observed in the model and the number of bonds (or angles) that are defined in the Chemical Component Dictionary. The Link column lists molecule types, if any, to which the group is linked. The Z score for a bond

length (or angle) is the number of standard deviations the observed value is removed from the expected value. A bond length (or angle) with $|Z| > 2$ is considered an outlier worth inspection. RMSZ is the root-mean-square of all Z scores of the bond lengths (or angles).

Mol	Type	Chain	Res	Link	Bond lengths			Bond angles		
					Counts	RMSZ	# Z > 2	Counts	RMSZ	# Z > 2
2	TT0	M	200	-	92,92,92	0.94	1 (1%)	106,110,110	0.85	2 (1%)
2	TT0	C	200	-	92,92,92	0.94	1 (1%)	106,110,110	0.85	1 (0%)
2	TT0	S	200	-	92,92,92	0.94	1 (1%)	106,110,110	0.85	1 (0%)
2	TT0	G	200	-	92,92,92	0.94	1 (1%)	106,110,110	0.85	2 (1%)
2	TT0	H	200	-	92,92,92	0.94	1 (1%)	106,110,110	0.85	2 (1%)
2	TT0	K	200	-	92,92,92	0.94	1 (1%)	106,110,110	0.85	2 (1%)
2	TT0	I	200	-	92,92,92	0.94	1 (1%)	106,110,110	0.85	1 (0%)
2	TT0	A	200	-	92,92,92	0.94	1 (1%)	106,110,110	0.85	2 (1%)
2	TT0	J	200	-	92,92,92	0.94	1 (1%)	106,110,110	0.85	1 (0%)
2	TT0	T	200	-	92,92,92	0.94	1 (1%)	106,110,110	0.85	1 (0%)
2	TT0	D	200	-	92,92,92	0.94	1 (1%)	106,110,110	0.85	1 (0%)
2	TT0	N	200	-	92,92,92	0.94	1 (1%)	106,110,110	0.85	2 (1%)
2	TT0	R	200	-	92,92,92	0.94	1 (1%)	106,110,110	0.85	1 (0%)
2	TT0	L	200	-	92,92,92	0.94	1 (1%)	106,110,110	0.85	1 (0%)
2	TT0	E	200	-	92,92,92	0.94	1 (1%)	106,110,110	0.85	1 (0%)
2	TT0	F	200	-	92,92,92	0.94	1 (1%)	106,110,110	0.85	2 (1%)
2	TT0	O	200	-	92,92,92	0.94	1 (1%)	106,110,110	0.85	1 (0%)
2	TT0	Q	200	-	92,92,92	0.94	1 (1%)	106,110,110	0.85	2 (1%)
2	TT0	B	200	-	92,92,92	0.94	1 (1%)	106,110,110	0.85	1 (0%)
2	TT0	P	200	-	92,92,92	0.94	1 (1%)	106,110,110	0.85	2 (1%)

In the following table, the Chirals column lists the number of chiral outliers, the number of chiral centers analysed, the number of these observed in the model and the number defined in the Chemical Component Dictionary. Similar counts are reported in the Torsion and Rings columns. '-' means no outliers of that kind were identified.

Mol	Type	Chain	Res	Link	Chirals	Torsions	Rings
2	TT0	M	200	-	-	59/112/112/112	0/0/0/0
2	TT0	C	200	-	-	59/112/112/112	0/0/0/0
2	TT0	S	200	-	-	59/112/112/112	0/0/0/0
2	TT0	G	200	-	-	59/112/112/112	0/0/0/0
2	TT0	H	200	-	-	59/112/112/112	0/0/0/0
2	TT0	K	200	-	-	59/112/112/112	0/0/0/0

Continued on next page...

Continued from previous page...

Mol	Type	Chain	Res	Link	Chirals	Torsions	Rings
2	TT0	I	200	-	-	59/112/112/112	0/0/0/0
2	TT0	A	200	-	-	59/112/112/112	0/0/0/0
2	TT0	J	200	-	-	59/112/112/112	0/0/0/0
2	TT0	T	200	-	-	59/112/112/112	0/0/0/0
2	TT0	D	200	-	-	59/112/112/112	0/0/0/0
2	TT0	N	200	-	-	59/112/112/112	0/0/0/0
2	TT0	R	200	-	-	59/112/112/112	0/0/0/0
2	TT0	L	200	-	-	59/112/112/112	0/0/0/0
2	TT0	E	200	-	-	59/112/112/112	0/0/0/0
2	TT0	F	200	-	-	59/112/112/112	0/0/0/0
2	TT0	O	200	-	-	59/112/112/112	0/0/0/0
2	TT0	Q	200	-	-	59/112/112/112	0/0/0/0
2	TT0	B	200	-	-	59/112/112/112	0/0/0/0
2	TT0	P	200	-	-	59/112/112/112	0/0/0/0

All (20) bond length outliers are listed below:

Mol	Chain	Res	Type	Atoms	Z	Observed(Å)	Ideal(Å)
2	I	200	TT0	C76-C77	2.21	1.58	1.50
2	M	200	TT0	C76-C77	2.21	1.58	1.50
2	O	200	TT0	C76-C77	2.21	1.58	1.50
2	P	200	TT0	C76-C77	2.20	1.58	1.50
2	E	200	TT0	C76-C77	2.20	1.58	1.50
2	B	200	TT0	C76-C77	2.20	1.58	1.50
2	C	200	TT0	C76-C77	2.20	1.58	1.50
2	G	200	TT0	C76-C77	2.20	1.58	1.50
2	S	200	TT0	C76-C77	2.20	1.58	1.50
2	D	200	TT0	C76-C77	2.20	1.58	1.50
2	F	200	TT0	C76-C77	2.20	1.58	1.50
2	K	200	TT0	C76-C77	2.20	1.58	1.50
2	A	200	TT0	C76-C77	2.20	1.58	1.50
2	J	200	TT0	C76-C77	2.19	1.58	1.50
2	R	200	TT0	C76-C77	2.19	1.58	1.50
2	H	200	TT0	C76-C77	2.19	1.58	1.50
2	L	200	TT0	C76-C77	2.19	1.58	1.50
2	N	200	TT0	C76-C77	2.18	1.58	1.50
2	Q	200	TT0	C76-C77	2.18	1.58	1.50
2	T	200	TT0	C76-C77	2.17	1.58	1.50

All (29) bond angle outliers are listed below:

Mol	Chain	Res	Type	Atoms	Z	Observed(°)	Ideal(°)
2	F	200	TT0	C48-C49-C50	-2.08	109.06	115.97
2	B	200	TT0	C48-C49-C50	-2.08	109.06	115.97
2	N	200	TT0	C48-C49-C50	-2.08	109.06	115.97
2	Q	200	TT0	C48-C49-C50	-2.08	109.07	115.97
2	E	200	TT0	C48-C49-C50	-2.07	109.07	115.97
2	O	200	TT0	C48-C49-C50	-2.07	109.07	115.97
2	D	200	TT0	C48-C49-C50	-2.07	109.08	115.97
2	C	200	TT0	C48-C49-C50	-2.07	109.08	115.97
2	L	200	TT0	C48-C49-C50	-2.07	109.09	115.97
2	A	200	TT0	C48-C49-C50	-2.07	109.09	115.97
2	I	200	TT0	C48-C49-C50	-2.07	109.09	115.97
2	M	200	TT0	C48-C49-C50	-2.07	109.09	115.97
2	K	200	TT0	C48-C49-C50	-2.07	109.10	115.97
2	H	200	TT0	C48-C49-C50	-2.06	109.11	115.97
2	P	200	TT0	C48-C49-C50	-2.06	109.11	115.97
2	G	200	TT0	C48-C49-C50	-2.06	109.11	115.97
2	R	200	TT0	C48-C49-C50	-2.06	109.11	115.97
2	S	200	TT0	C48-C49-C50	-2.06	109.12	115.97
2	J	200	TT0	C48-C49-C50	-2.06	109.12	115.97
2	T	200	TT0	C48-C49-C50	-2.06	109.13	115.97
2	G	200	TT0	C23-C24-C25	-2.01	109.28	115.97
2	N	200	TT0	C23-C24-C25	-2.01	109.29	115.97
2	H	200	TT0	C23-C24-C25	-2.01	109.30	115.97
2	Q	200	TT0	C23-C24-C25	-2.01	109.30	115.97
2	K	200	TT0	C23-C24-C25	-2.00	109.31	115.97
2	P	200	TT0	C23-C24-C25	-2.00	109.31	115.97
2	A	200	TT0	C23-C24-C25	-2.00	109.31	115.97
2	F	200	TT0	C23-C24-C25	-2.00	109.32	115.97
2	M	200	TT0	C23-C24-C25	-2.00	109.32	115.97

There are no chirality outliers.

All (1180) torsion outliers are listed below:

Mol	Chain	Res	Type	Atoms
2	A	200	TT0	C01-C02-C87-C88
2	A	200	TT0	C80-C29-C30-C31
2	A	200	TT0	C57-C58-C59-C60
2	A	200	TT0	C72-C73-C74-C75
2	A	200	TT0	O89-C90-C91-O92
2	B	200	TT0	C01-C02-C87-C88
2	B	200	TT0	C80-C29-C30-C31

Continued on next page...

Continued from previous page...

Mol	Chain	Res	Type	Atoms
2	B	200	TT0	C57-C58-C59-C60
2	B	200	TT0	C72-C73-C74-C75
2	B	200	TT0	O89-C90-C91-O92
2	C	200	TT0	C01-C02-C87-C88
2	C	200	TT0	C80-C29-C30-C31
2	C	200	TT0	C57-C58-C59-C60
2	C	200	TT0	C72-C73-C74-C75
2	C	200	TT0	O89-C90-C91-O92
2	D	200	TT0	C01-C02-C87-C88
2	D	200	TT0	C80-C29-C30-C31
2	D	200	TT0	C57-C58-C59-C60
2	D	200	TT0	C72-C73-C74-C75
2	D	200	TT0	O89-C90-C91-O92
2	E	200	TT0	C01-C02-C87-C88
2	E	200	TT0	C80-C29-C30-C31
2	E	200	TT0	C57-C58-C59-C60
2	E	200	TT0	C72-C73-C74-C75
2	E	200	TT0	O89-C90-C91-O92
2	F	200	TT0	C01-C02-C87-C88
2	F	200	TT0	C80-C29-C30-C31
2	F	200	TT0	C57-C58-C59-C60
2	F	200	TT0	C72-C73-C74-C75
2	F	200	TT0	O89-C90-C91-O92
2	G	200	TT0	C01-C02-C87-C88
2	G	200	TT0	C80-C29-C30-C31
2	G	200	TT0	C57-C58-C59-C60
2	G	200	TT0	C72-C73-C74-C75
2	G	200	TT0	O89-C90-C91-O92
2	H	200	TT0	C01-C02-C87-C88
2	H	200	TT0	C80-C29-C30-C31
2	H	200	TT0	C57-C58-C59-C60
2	H	200	TT0	C72-C73-C74-C75
2	H	200	TT0	O89-C90-C91-O92
2	I	200	TT0	C01-C02-C87-C88
2	I	200	TT0	C80-C29-C30-C31
2	I	200	TT0	C57-C58-C59-C60
2	I	200	TT0	C72-C73-C74-C75
2	I	200	TT0	O89-C90-C91-O92
2	J	200	TT0	C01-C02-C87-C88
2	J	200	TT0	C80-C29-C30-C31
2	J	200	TT0	C57-C58-C59-C60
2	J	200	TT0	C72-C73-C74-C75

Continued on next page...

Continued from previous page...

Mol	Chain	Res	Type	Atoms
2	J	200	TT0	O89-C90-C91-O92
2	K	200	TT0	C01-C02-C87-C88
2	K	200	TT0	C80-C29-C30-C31
2	K	200	TT0	C57-C58-C59-C60
2	K	200	TT0	C72-C73-C74-C75
2	K	200	TT0	O89-C90-C91-O92
2	L	200	TT0	C01-C02-C87-C88
2	L	200	TT0	C80-C29-C30-C31
2	L	200	TT0	C57-C58-C59-C60
2	L	200	TT0	C72-C73-C74-C75
2	L	200	TT0	O89-C90-C91-O92
2	M	200	TT0	C01-C02-C87-C88
2	M	200	TT0	C80-C29-C30-C31
2	M	200	TT0	C57-C58-C59-C60
2	M	200	TT0	C72-C73-C74-C75
2	M	200	TT0	O89-C90-C91-O92
2	N	200	TT0	C01-C02-C87-C88
2	N	200	TT0	C80-C29-C30-C31
2	N	200	TT0	C57-C58-C59-C60
2	N	200	TT0	C72-C73-C74-C75
2	N	200	TT0	O89-C90-C91-O92
2	O	200	TT0	C01-C02-C87-C88
2	O	200	TT0	C80-C29-C30-C31
2	O	200	TT0	C57-C58-C59-C60
2	O	200	TT0	C72-C73-C74-C75
2	O	200	TT0	O89-C90-C91-O92
2	P	200	TT0	C01-C02-C87-C88
2	P	200	TT0	C80-C29-C30-C31
2	P	200	TT0	C57-C58-C59-C60
2	P	200	TT0	C72-C73-C74-C75
2	P	200	TT0	O89-C90-C91-O92
2	Q	200	TT0	C01-C02-C87-C88
2	Q	200	TT0	C80-C29-C30-C31
2	Q	200	TT0	C57-C58-C59-C60
2	Q	200	TT0	C72-C73-C74-C75
2	Q	200	TT0	O89-C90-C91-O92
2	R	200	TT0	C01-C02-C87-C88
2	R	200	TT0	C80-C29-C30-C31
2	R	200	TT0	C57-C58-C59-C60
2	R	200	TT0	C72-C73-C74-C75
2	R	200	TT0	O89-C90-C91-O92
2	S	200	TT0	C01-C02-C87-C88

Continued on next page...

Continued from previous page...

Mol	Chain	Res	Type	Atoms
2	S	200	TT0	C80-C29-C30-C31
2	S	200	TT0	C57-C58-C59-C60
2	S	200	TT0	C72-C73-C74-C75
2	S	200	TT0	O89-C90-C91-O92
2	T	200	TT0	C01-C02-C87-C88
2	T	200	TT0	C80-C29-C30-C31
2	T	200	TT0	C57-C58-C59-C60
2	T	200	TT0	C72-C73-C74-C75
2	T	200	TT0	O89-C90-C91-O92
2	A	200	TT0	C61-C62-C63-C64
2	B	200	TT0	C61-C62-C63-C64
2	C	200	TT0	C61-C62-C63-C64
2	D	200	TT0	C61-C62-C63-C64
2	E	200	TT0	C61-C62-C63-C64
2	F	200	TT0	C61-C62-C63-C64
2	G	200	TT0	C61-C62-C63-C64
2	H	200	TT0	C61-C62-C63-C64
2	I	200	TT0	C61-C62-C63-C64
2	J	200	TT0	C61-C62-C63-C64
2	K	200	TT0	C61-C62-C63-C64
2	L	200	TT0	C61-C62-C63-C64
2	M	200	TT0	C61-C62-C63-C64
2	N	200	TT0	C61-C62-C63-C64
2	O	200	TT0	C61-C62-C63-C64
2	P	200	TT0	C61-C62-C63-C64
2	Q	200	TT0	C61-C62-C63-C64
2	R	200	TT0	C61-C62-C63-C64
2	S	200	TT0	C61-C62-C63-C64
2	T	200	TT0	C61-C62-C63-C64
2	A	200	TT0	C90-C79-O78-C77
2	B	200	TT0	C90-C79-O78-C77
2	C	200	TT0	C90-C79-O78-C77
2	D	200	TT0	C90-C79-O78-C77
2	E	200	TT0	C90-C79-O78-C77
2	F	200	TT0	C90-C79-O78-C77
2	G	200	TT0	C90-C79-O78-C77
2	H	200	TT0	C90-C79-O78-C77
2	I	200	TT0	C90-C79-O78-C77
2	J	200	TT0	C90-C79-O78-C77
2	K	200	TT0	C90-C79-O78-C77
2	L	200	TT0	C90-C79-O78-C77
2	M	200	TT0	C90-C79-O78-C77

Continued on next page...

Continued from previous page...

Mol	Chain	Res	Type	Atoms
2	N	200	TT0	C90-C79-O78-C77
2	O	200	TT0	C90-C79-O78-C77
2	P	200	TT0	C90-C79-O78-C77
2	Q	200	TT0	C90-C79-O78-C77
2	R	200	TT0	C90-C79-O78-C77
2	S	200	TT0	C90-C79-O78-C77
2	T	200	TT0	C90-C79-O78-C77
2	A	200	TT0	C08-C09-C10-C85
2	A	200	TT0	C83-C17-C18-C19
2	A	200	TT0	C41-C40-C42-C43
2	A	200	TT0	C48-C49-C50-C51
2	A	200	TT0	C56-C55-C57-C58
2	A	200	TT0	C60-C59-C61-C62
2	A	200	TT0	C65-C64-C66-C67
2	B	200	TT0	C08-C09-C10-C85
2	B	200	TT0	C83-C17-C18-C19
2	B	200	TT0	C41-C40-C42-C43
2	B	200	TT0	C48-C49-C50-C51
2	B	200	TT0	C56-C55-C57-C58
2	B	200	TT0	C60-C59-C61-C62
2	B	200	TT0	C65-C64-C66-C67
2	C	200	TT0	C08-C09-C10-C85
2	C	200	TT0	C83-C17-C18-C19
2	C	200	TT0	C41-C40-C42-C43
2	C	200	TT0	C48-C49-C50-C51
2	C	200	TT0	C56-C55-C57-C58
2	C	200	TT0	C60-C59-C61-C62
2	C	200	TT0	C65-C64-C66-C67
2	D	200	TT0	C08-C09-C10-C85
2	D	200	TT0	C83-C17-C18-C19
2	D	200	TT0	C41-C40-C42-C43
2	D	200	TT0	C48-C49-C50-C51
2	D	200	TT0	C56-C55-C57-C58
2	D	200	TT0	C60-C59-C61-C62
2	D	200	TT0	C65-C64-C66-C67
2	E	200	TT0	C08-C09-C10-C85
2	E	200	TT0	C83-C17-C18-C19
2	E	200	TT0	C41-C40-C42-C43
2	E	200	TT0	C48-C49-C50-C51
2	E	200	TT0	C56-C55-C57-C58
2	E	200	TT0	C60-C59-C61-C62
2	E	200	TT0	C65-C64-C66-C67

Continued on next page...

Continued from previous page...

Mol	Chain	Res	Type	Atoms
2	F	200	TT0	C08-C09-C10-C85
2	F	200	TT0	C83-C17-C18-C19
2	F	200	TT0	C41-C40-C42-C43
2	F	200	TT0	C48-C49-C50-C51
2	F	200	TT0	C56-C55-C57-C58
2	F	200	TT0	C60-C59-C61-C62
2	F	200	TT0	C65-C64-C66-C67
2	G	200	TT0	C08-C09-C10-C85
2	G	200	TT0	C83-C17-C18-C19
2	G	200	TT0	C41-C40-C42-C43
2	G	200	TT0	C48-C49-C50-C51
2	G	200	TT0	C56-C55-C57-C58
2	G	200	TT0	C60-C59-C61-C62
2	G	200	TT0	C65-C64-C66-C67
2	H	200	TT0	C08-C09-C10-C85
2	H	200	TT0	C83-C17-C18-C19
2	H	200	TT0	C41-C40-C42-C43
2	H	200	TT0	C48-C49-C50-C51
2	H	200	TT0	C56-C55-C57-C58
2	H	200	TT0	C60-C59-C61-C62
2	H	200	TT0	C65-C64-C66-C67
2	I	200	TT0	C08-C09-C10-C85
2	I	200	TT0	C83-C17-C18-C19
2	I	200	TT0	C41-C40-C42-C43
2	I	200	TT0	C48-C49-C50-C51
2	I	200	TT0	C56-C55-C57-C58
2	I	200	TT0	C60-C59-C61-C62
2	I	200	TT0	C65-C64-C66-C67
2	J	200	TT0	C08-C09-C10-C85
2	J	200	TT0	C83-C17-C18-C19
2	J	200	TT0	C41-C40-C42-C43
2	J	200	TT0	C48-C49-C50-C51
2	J	200	TT0	C56-C55-C57-C58
2	J	200	TT0	C60-C59-C61-C62
2	J	200	TT0	C65-C64-C66-C67
2	K	200	TT0	C08-C09-C10-C85
2	K	200	TT0	C83-C17-C18-C19
2	K	200	TT0	C41-C40-C42-C43
2	K	200	TT0	C48-C49-C50-C51
2	K	200	TT0	C56-C55-C57-C58
2	K	200	TT0	C60-C59-C61-C62
2	K	200	TT0	C65-C64-C66-C67

Continued on next page...

Continued from previous page...

Mol	Chain	Res	Type	Atoms
2	L	200	TT0	C08-C09-C10-C85
2	L	200	TT0	C83-C17-C18-C19
2	L	200	TT0	C41-C40-C42-C43
2	L	200	TT0	C48-C49-C50-C51
2	L	200	TT0	C56-C55-C57-C58
2	L	200	TT0	C60-C59-C61-C62
2	L	200	TT0	C65-C64-C66-C67
2	M	200	TT0	C08-C09-C10-C85
2	M	200	TT0	C83-C17-C18-C19
2	M	200	TT0	C41-C40-C42-C43
2	M	200	TT0	C48-C49-C50-C51
2	M	200	TT0	C56-C55-C57-C58
2	M	200	TT0	C60-C59-C61-C62
2	M	200	TT0	C65-C64-C66-C67
2	N	200	TT0	C08-C09-C10-C85
2	N	200	TT0	C83-C17-C18-C19
2	N	200	TT0	C41-C40-C42-C43
2	N	200	TT0	C48-C49-C50-C51
2	N	200	TT0	C56-C55-C57-C58
2	N	200	TT0	C60-C59-C61-C62
2	N	200	TT0	C65-C64-C66-C67
2	O	200	TT0	C08-C09-C10-C85
2	O	200	TT0	C83-C17-C18-C19
2	O	200	TT0	C41-C40-C42-C43
2	O	200	TT0	C48-C49-C50-C51
2	O	200	TT0	C56-C55-C57-C58
2	O	200	TT0	C60-C59-C61-C62
2	O	200	TT0	C65-C64-C66-C67
2	P	200	TT0	C08-C09-C10-C85
2	P	200	TT0	C83-C17-C18-C19
2	P	200	TT0	C41-C40-C42-C43
2	P	200	TT0	C48-C49-C50-C51
2	P	200	TT0	C56-C55-C57-C58
2	P	200	TT0	C60-C59-C61-C62
2	P	200	TT0	C65-C64-C66-C67
2	Q	200	TT0	C08-C09-C10-C85
2	Q	200	TT0	C83-C17-C18-C19
2	Q	200	TT0	C41-C40-C42-C43
2	Q	200	TT0	C48-C49-C50-C51
2	Q	200	TT0	C56-C55-C57-C58
2	Q	200	TT0	C60-C59-C61-C62
2	Q	200	TT0	C65-C64-C66-C67

Continued on next page...

Continued from previous page...

Mol	Chain	Res	Type	Atoms
2	R	200	TT0	C08-C09-C10-C85
2	R	200	TT0	C83-C17-C18-C19
2	R	200	TT0	C41-C40-C42-C43
2	R	200	TT0	C48-C49-C50-C51
2	R	200	TT0	C56-C55-C57-C58
2	R	200	TT0	C60-C59-C61-C62
2	R	200	TT0	C65-C64-C66-C67
2	S	200	TT0	C08-C09-C10-C85
2	S	200	TT0	C83-C17-C18-C19
2	S	200	TT0	C41-C40-C42-C43
2	S	200	TT0	C48-C49-C50-C51
2	S	200	TT0	C56-C55-C57-C58
2	S	200	TT0	C60-C59-C61-C62
2	S	200	TT0	C65-C64-C66-C67
2	T	200	TT0	C08-C09-C10-C85
2	T	200	TT0	C83-C17-C18-C19
2	T	200	TT0	C41-C40-C42-C43
2	T	200	TT0	C48-C49-C50-C51
2	T	200	TT0	C56-C55-C57-C58
2	T	200	TT0	C60-C59-C61-C62
2	T	200	TT0	C65-C64-C66-C67
2	A	200	TT0	C06-C07-C08-C09
2	B	200	TT0	C06-C07-C08-C09
2	C	200	TT0	C06-C07-C08-C09
2	D	200	TT0	C06-C07-C08-C09
2	E	200	TT0	C06-C07-C08-C09
2	F	200	TT0	C06-C07-C08-C09
2	G	200	TT0	C06-C07-C08-C09
2	H	200	TT0	C06-C07-C08-C09
2	I	200	TT0	C06-C07-C08-C09
2	J	200	TT0	C06-C07-C08-C09
2	K	200	TT0	C06-C07-C08-C09
2	L	200	TT0	C06-C07-C08-C09
2	M	200	TT0	C06-C07-C08-C09
2	N	200	TT0	C06-C07-C08-C09
2	O	200	TT0	C06-C07-C08-C09
2	P	200	TT0	C06-C07-C08-C09
2	Q	200	TT0	C06-C07-C08-C09
2	R	200	TT0	C06-C07-C08-C09
2	S	200	TT0	C06-C07-C08-C09
2	T	200	TT0	C06-C07-C08-C09
2	A	200	TT0	C26-C27-C28-C29

Continued on next page...

Continued from previous page...

Mol	Chain	Res	Type	Atoms
2	A	200	TT0	C40-C42-C43-C44
2	B	200	TT0	C26-C27-C28-C29
2	B	200	TT0	C40-C42-C43-C44
2	C	200	TT0	C26-C27-C28-C29
2	C	200	TT0	C40-C42-C43-C44
2	D	200	TT0	C26-C27-C28-C29
2	D	200	TT0	C40-C42-C43-C44
2	E	200	TT0	C26-C27-C28-C29
2	E	200	TT0	C40-C42-C43-C44
2	F	200	TT0	C26-C27-C28-C29
2	F	200	TT0	C40-C42-C43-C44
2	G	200	TT0	C26-C27-C28-C29
2	G	200	TT0	C40-C42-C43-C44
2	H	200	TT0	C26-C27-C28-C29
2	H	200	TT0	C40-C42-C43-C44
2	I	200	TT0	C26-C27-C28-C29
2	I	200	TT0	C40-C42-C43-C44
2	J	200	TT0	C26-C27-C28-C29
2	J	200	TT0	C40-C42-C43-C44
2	K	200	TT0	C26-C27-C28-C29
2	K	200	TT0	C40-C42-C43-C44
2	L	200	TT0	C26-C27-C28-C29
2	L	200	TT0	C40-C42-C43-C44
2	M	200	TT0	C26-C27-C28-C29
2	M	200	TT0	C40-C42-C43-C44
2	N	200	TT0	C26-C27-C28-C29
2	N	200	TT0	C40-C42-C43-C44
2	O	200	TT0	C26-C27-C28-C29
2	O	200	TT0	C40-C42-C43-C44
2	P	200	TT0	C26-C27-C28-C29
2	P	200	TT0	C40-C42-C43-C44
2	Q	200	TT0	C26-C27-C28-C29
2	Q	200	TT0	C40-C42-C43-C44
2	R	200	TT0	C26-C27-C28-C29
2	R	200	TT0	C40-C42-C43-C44
2	S	200	TT0	C26-C27-C28-C29
2	S	200	TT0	C40-C42-C43-C44
2	T	200	TT0	C26-C27-C28-C29
2	T	200	TT0	C40-C42-C43-C44
2	R	200	TT0	C22-C23-C24-C25
2	C	200	TT0	C02-C03-C04-C05
2	C	200	TT0	C22-C23-C24-C25

Continued on next page...

Continued from previous page...

Mol	Chain	Res	Type	Atoms
2	D	200	TT0	C02-C03-C04-C05
2	E	200	TT0	C22-C23-C24-C25
2	G	200	TT0	C22-C23-C24-C25
2	H	200	TT0	C02-C03-C04-C05
2	K	200	TT0	C02-C03-C04-C05
2	K	200	TT0	C22-C23-C24-C25
2	L	200	TT0	C22-C23-C24-C25
2	M	200	TT0	C22-C23-C24-C25
2	O	200	TT0	C02-C03-C04-C05
2	P	200	TT0	C02-C03-C04-C05
2	Q	200	TT0	C02-C03-C04-C05
2	R	200	TT0	C02-C03-C04-C05
2	A	200	TT0	C02-C03-C04-C05
2	A	200	TT0	C22-C23-C24-C25
2	B	200	TT0	C02-C03-C04-C05
2	B	200	TT0	C22-C23-C24-C25
2	D	200	TT0	C22-C23-C24-C25
2	E	200	TT0	C02-C03-C04-C05
2	F	200	TT0	C02-C03-C04-C05
2	F	200	TT0	C22-C23-C24-C25
2	G	200	TT0	C02-C03-C04-C05
2	H	200	TT0	C22-C23-C24-C25
2	I	200	TT0	C02-C03-C04-C05
2	I	200	TT0	C22-C23-C24-C25
2	J	200	TT0	C02-C03-C04-C05
2	J	200	TT0	C22-C23-C24-C25
2	L	200	TT0	C02-C03-C04-C05
2	M	200	TT0	C02-C03-C04-C05
2	N	200	TT0	C02-C03-C04-C05
2	N	200	TT0	C22-C23-C24-C25
2	O	200	TT0	C22-C23-C24-C25
2	P	200	TT0	C22-C23-C24-C25
2	Q	200	TT0	C22-C23-C24-C25
2	S	200	TT0	C02-C03-C04-C05
2	S	200	TT0	C22-C23-C24-C25
2	T	200	TT0	C02-C03-C04-C05
2	T	200	TT0	C22-C23-C24-C25
2	A	200	TT0	C74-C76-C77-O78
2	B	200	TT0	C74-C76-C77-O78
2	C	200	TT0	C74-C76-C77-O78
2	D	200	TT0	C74-C76-C77-O78
2	E	200	TT0	C74-C76-C77-O78

Continued on next page...

Continued from previous page...

Mol	Chain	Res	Type	Atoms
2	F	200	TT0	C74-C76-C77-O78
2	G	200	TT0	C74-C76-C77-O78
2	H	200	TT0	C74-C76-C77-O78
2	I	200	TT0	C74-C76-C77-O78
2	J	200	TT0	C74-C76-C77-O78
2	K	200	TT0	C74-C76-C77-O78
2	L	200	TT0	C74-C76-C77-O78
2	M	200	TT0	C74-C76-C77-O78
2	N	200	TT0	C74-C76-C77-O78
2	O	200	TT0	C74-C76-C77-O78
2	P	200	TT0	C74-C76-C77-O78
2	Q	200	TT0	C74-C76-C77-O78
2	R	200	TT0	C74-C76-C77-O78
2	S	200	TT0	C74-C76-C77-O78
2	T	200	TT0	C74-C76-C77-O78
2	A	200	TT0	O37-C38-C39-C40
2	B	200	TT0	O37-C38-C39-C40
2	C	200	TT0	O37-C38-C39-C40
2	D	200	TT0	O37-C38-C39-C40
2	E	200	TT0	O37-C38-C39-C40
2	F	200	TT0	O37-C38-C39-C40
2	G	200	TT0	O37-C38-C39-C40
2	H	200	TT0	O37-C38-C39-C40
2	I	200	TT0	O37-C38-C39-C40
2	J	200	TT0	O37-C38-C39-C40
2	K	200	TT0	O37-C38-C39-C40
2	L	200	TT0	O37-C38-C39-C40
2	M	200	TT0	O37-C38-C39-C40
2	N	200	TT0	O37-C38-C39-C40
2	O	200	TT0	O37-C38-C39-C40
2	P	200	TT0	O37-C38-C39-C40
2	Q	200	TT0	O37-C38-C39-C40
2	R	200	TT0	O37-C38-C39-C40
2	S	200	TT0	O37-C38-C39-C40
2	T	200	TT0	O37-C38-C39-C40
2	E	200	TT0	C07-C08-C09-C10
2	F	200	TT0	C07-C08-C09-C10
2	G	200	TT0	C07-C08-C09-C10
2	I	200	TT0	C07-C08-C09-C10
2	J	200	TT0	C07-C08-C09-C10
2	K	200	TT0	C07-C08-C09-C10
2	L	200	TT0	C07-C08-C09-C10

Continued on next page...

Continued from previous page...

Mol	Chain	Res	Type	Atoms
2	M	200	TT0	C07-C08-C09-C10
2	O	200	TT0	C07-C08-C09-C10
2	S	200	TT0	C07-C08-C09-C10
2	A	200	TT0	C07-C08-C09-C10
2	B	200	TT0	C07-C08-C09-C10
2	C	200	TT0	C07-C08-C09-C10
2	D	200	TT0	C07-C08-C09-C10
2	H	200	TT0	C07-C08-C09-C10
2	N	200	TT0	C07-C08-C09-C10
2	P	200	TT0	C07-C08-C09-C10
2	Q	200	TT0	C07-C08-C09-C10
2	R	200	TT0	C07-C08-C09-C10
2	T	200	TT0	C07-C08-C09-C10
2	A	200	TT0	C16-C17-C18-C19
2	A	200	TT0	C53-C54-C55-C57
2	A	200	TT0	C58-C59-C61-C62
2	B	200	TT0	C16-C17-C18-C19
2	B	200	TT0	C53-C54-C55-C57
2	B	200	TT0	C57-C58-C59-C61
2	B	200	TT0	C58-C59-C61-C62
2	C	200	TT0	C16-C17-C18-C19
2	C	200	TT0	C53-C54-C55-C57
2	C	200	TT0	C58-C59-C61-C62
2	D	200	TT0	C16-C17-C18-C19
2	D	200	TT0	C53-C54-C55-C57
2	D	200	TT0	C58-C59-C61-C62
2	E	200	TT0	C16-C17-C18-C19
2	E	200	TT0	C53-C54-C55-C57
2	E	200	TT0	C57-C58-C59-C61
2	E	200	TT0	C58-C59-C61-C62
2	F	200	TT0	C16-C17-C18-C19
2	F	200	TT0	C53-C54-C55-C57
2	F	200	TT0	C58-C59-C61-C62
2	G	200	TT0	C16-C17-C18-C19
2	G	200	TT0	C53-C54-C55-C57
2	G	200	TT0	C58-C59-C61-C62
2	H	200	TT0	C16-C17-C18-C19
2	H	200	TT0	C53-C54-C55-C57
2	H	200	TT0	C57-C58-C59-C61
2	H	200	TT0	C58-C59-C61-C62
2	I	200	TT0	C16-C17-C18-C19
2	I	200	TT0	C53-C54-C55-C57

Continued on next page...

Continued from previous page...

Mol	Chain	Res	Type	Atoms
2	I	200	TT0	C58-C59-C61-C62
2	J	200	TT0	C16-C17-C18-C19
2	J	200	TT0	C53-C54-C55-C57
2	J	200	TT0	C57-C58-C59-C61
2	J	200	TT0	C58-C59-C61-C62
2	K	200	TT0	C16-C17-C18-C19
2	K	200	TT0	C53-C54-C55-C57
2	K	200	TT0	C58-C59-C61-C62
2	L	200	TT0	C16-C17-C18-C19
2	L	200	TT0	C53-C54-C55-C57
2	L	200	TT0	C58-C59-C61-C62
2	M	200	TT0	C16-C17-C18-C19
2	M	200	TT0	C53-C54-C55-C57
2	M	200	TT0	C57-C58-C59-C61
2	M	200	TT0	C58-C59-C61-C62
2	N	200	TT0	C16-C17-C18-C19
2	N	200	TT0	C53-C54-C55-C57
2	N	200	TT0	C58-C59-C61-C62
2	O	200	TT0	C16-C17-C18-C19
2	O	200	TT0	C53-C54-C55-C57
2	O	200	TT0	C57-C58-C59-C61
2	O	200	TT0	C58-C59-C61-C62
2	P	200	TT0	C16-C17-C18-C19
2	P	200	TT0	C53-C54-C55-C57
2	P	200	TT0	C58-C59-C61-C62
2	Q	200	TT0	C16-C17-C18-C19
2	Q	200	TT0	C53-C54-C55-C57
2	Q	200	TT0	C57-C58-C59-C61
2	Q	200	TT0	C58-C59-C61-C62
2	R	200	TT0	C16-C17-C18-C19
2	R	200	TT0	C53-C54-C55-C57
2	R	200	TT0	C58-C59-C61-C62
2	S	200	TT0	C16-C17-C18-C19
2	S	200	TT0	C53-C54-C55-C57
2	S	200	TT0	C58-C59-C61-C62
2	T	200	TT0	C16-C17-C18-C19
2	T	200	TT0	C53-C54-C55-C57
2	T	200	TT0	C58-C59-C61-C62
2	A	200	TT0	C53-C54-C55-C56
2	B	200	TT0	C53-C54-C55-C56
2	C	200	TT0	C53-C54-C55-C56
2	D	200	TT0	C53-C54-C55-C56

Continued on next page...

Continued from previous page...

Mol	Chain	Res	Type	Atoms
2	E	200	TT0	C53-C54-C55-C56
2	F	200	TT0	C53-C54-C55-C56
2	G	200	TT0	C53-C54-C55-C56
2	H	200	TT0	C53-C54-C55-C56
2	I	200	TT0	C53-C54-C55-C56
2	J	200	TT0	C53-C54-C55-C56
2	K	200	TT0	C53-C54-C55-C56
2	L	200	TT0	C53-C54-C55-C56
2	M	200	TT0	C53-C54-C55-C56
2	N	200	TT0	C53-C54-C55-C56
2	O	200	TT0	C53-C54-C55-C56
2	P	200	TT0	C53-C54-C55-C56
2	Q	200	TT0	C53-C54-C55-C56
2	R	200	TT0	C53-C54-C55-C56
2	S	200	TT0	C53-C54-C55-C56
2	T	200	TT0	C53-C54-C55-C56
2	A	200	TT0	C52-C53-C54-C55
2	B	200	TT0	C52-C53-C54-C55
2	C	200	TT0	C52-C53-C54-C55
2	D	200	TT0	C52-C53-C54-C55
2	F	200	TT0	C52-C53-C54-C55
2	G	200	TT0	C52-C53-C54-C55
2	H	200	TT0	C52-C53-C54-C55
2	J	200	TT0	C52-C53-C54-C55
2	L	200	TT0	C52-C53-C54-C55
2	M	200	TT0	C52-C53-C54-C55
2	N	200	TT0	C52-C53-C54-C55
2	O	200	TT0	C52-C53-C54-C55
2	P	200	TT0	C52-C53-C54-C55
2	Q	200	TT0	C52-C53-C54-C55
2	R	200	TT0	C52-C53-C54-C55
2	S	200	TT0	C52-C53-C54-C55
2	T	200	TT0	C52-C53-C54-C55
2	E	200	TT0	C52-C53-C54-C55
2	I	200	TT0	C52-C53-C54-C55
2	K	200	TT0	C52-C53-C54-C55
2	A	200	TT0	C57-C58-C59-C61
2	A	200	TT0	C72-C73-C74-C76
2	B	200	TT0	C72-C73-C74-C76
2	C	200	TT0	C57-C58-C59-C61
2	C	200	TT0	C72-C73-C74-C76
2	D	200	TT0	C57-C58-C59-C61

Continued on next page...

Continued from previous page...

Mol	Chain	Res	Type	Atoms
2	D	200	TT0	C72-C73-C74-C76
2	E	200	TT0	C72-C73-C74-C76
2	F	200	TT0	C57-C58-C59-C61
2	F	200	TT0	C72-C73-C74-C76
2	G	200	TT0	C57-C58-C59-C61
2	G	200	TT0	C72-C73-C74-C76
2	H	200	TT0	C72-C73-C74-C76
2	I	200	TT0	C57-C58-C59-C61
2	I	200	TT0	C72-C73-C74-C76
2	J	200	TT0	C72-C73-C74-C76
2	K	200	TT0	C57-C58-C59-C61
2	K	200	TT0	C72-C73-C74-C76
2	L	200	TT0	C57-C58-C59-C61
2	L	200	TT0	C72-C73-C74-C76
2	M	200	TT0	C72-C73-C74-C76
2	N	200	TT0	C57-C58-C59-C61
2	N	200	TT0	C72-C73-C74-C76
2	O	200	TT0	C72-C73-C74-C76
2	P	200	TT0	C57-C58-C59-C61
2	P	200	TT0	C72-C73-C74-C76
2	Q	200	TT0	C72-C73-C74-C76
2	R	200	TT0	C57-C58-C59-C61
2	R	200	TT0	C72-C73-C74-C76
2	S	200	TT0	C57-C58-C59-C61
2	S	200	TT0	C72-C73-C74-C76
2	T	200	TT0	C57-C58-C59-C61
2	T	200	TT0	C72-C73-C74-C76
2	A	200	TT0	C33-C34-C35-O36
2	A	200	TT0	C79-C90-C91-O92
2	B	200	TT0	C33-C34-C35-O36
2	B	200	TT0	C79-C90-C91-O92
2	C	200	TT0	C33-C34-C35-O36
2	C	200	TT0	C79-C90-C91-O92
2	D	200	TT0	C33-C34-C35-O36
2	D	200	TT0	C79-C90-C91-O92
2	E	200	TT0	C33-C34-C35-O36
2	E	200	TT0	C79-C90-C91-O92
2	F	200	TT0	C33-C34-C35-O36
2	F	200	TT0	C79-C90-C91-O92
2	G	200	TT0	C33-C34-C35-O36
2	G	200	TT0	C79-C90-C91-O92
2	H	200	TT0	C33-C34-C35-O36

Continued on next page...

Continued from previous page...

Mol	Chain	Res	Type	Atoms
2	H	200	TT0	C79-C90-C91-O92
2	I	200	TT0	C33-C34-C35-O36
2	I	200	TT0	C79-C90-C91-O92
2	J	200	TT0	C33-C34-C35-O36
2	J	200	TT0	C79-C90-C91-O92
2	K	200	TT0	C33-C34-C35-O36
2	K	200	TT0	C79-C90-C91-O92
2	L	200	TT0	C33-C34-C35-O36
2	L	200	TT0	C79-C90-C91-O92
2	M	200	TT0	C33-C34-C35-O36
2	M	200	TT0	C79-C90-C91-O92
2	N	200	TT0	C33-C34-C35-O36
2	N	200	TT0	C79-C90-C91-O92
2	O	200	TT0	C33-C34-C35-O36
2	O	200	TT0	C79-C90-C91-O92
2	P	200	TT0	C33-C34-C35-O36
2	P	200	TT0	C79-C90-C91-O92
2	Q	200	TT0	C33-C34-C35-O36
2	Q	200	TT0	C79-C90-C91-O92
2	R	200	TT0	C33-C34-C35-O36
2	R	200	TT0	C79-C90-C91-O92
2	S	200	TT0	C33-C34-C35-O36
2	S	200	TT0	C79-C90-C91-O92
2	T	200	TT0	C33-C34-C35-O36
2	T	200	TT0	C79-C90-C91-O92
2	A	200	TT0	C42-C43-C44-C45
2	B	200	TT0	C42-C43-C44-C45
2	C	200	TT0	C42-C43-C44-C45
2	D	200	TT0	C42-C43-C44-C45
2	F	200	TT0	C42-C43-C44-C45
2	G	200	TT0	C42-C43-C44-C45
2	H	200	TT0	C42-C43-C44-C45
2	I	200	TT0	C42-C43-C44-C45
2	J	200	TT0	C42-C43-C44-C45
2	K	200	TT0	C42-C43-C44-C45
2	M	200	TT0	C42-C43-C44-C45
2	N	200	TT0	C42-C43-C44-C45
2	O	200	TT0	C42-C43-C44-C45
2	P	200	TT0	C42-C43-C44-C45
2	Q	200	TT0	C42-C43-C44-C45
2	R	200	TT0	C42-C43-C44-C45
2	T	200	TT0	C42-C43-C44-C45

Continued on next page...

Continued from previous page...

Mol	Chain	Res	Type	Atoms
2	E	200	TT0	C42-C43-C44-C45
2	L	200	TT0	C42-C43-C44-C45
2	S	200	TT0	C42-C43-C44-C45
2	A	200	TT0	O37-C34-C35-O36
2	B	200	TT0	O37-C34-C35-O36
2	C	200	TT0	O37-C34-C35-O36
2	D	200	TT0	O37-C34-C35-O36
2	E	200	TT0	O37-C34-C35-O36
2	F	200	TT0	O37-C34-C35-O36
2	G	200	TT0	O37-C34-C35-O36
2	H	200	TT0	O37-C34-C35-O36
2	J	200	TT0	O37-C34-C35-O36
2	K	200	TT0	O37-C34-C35-O36
2	M	200	TT0	O37-C34-C35-O36
2	N	200	TT0	O37-C34-C35-O36
2	O	200	TT0	O37-C34-C35-O36
2	P	200	TT0	O37-C34-C35-O36
2	Q	200	TT0	O37-C34-C35-O36
2	R	200	TT0	O37-C34-C35-O36
2	S	200	TT0	O37-C34-C35-O36
2	T	200	TT0	O37-C34-C35-O36
2	A	200	TT0	C62-C63-C64-C66
2	B	200	TT0	C62-C63-C64-C66
2	C	200	TT0	C62-C63-C64-C66
2	D	200	TT0	C62-C63-C64-C66
2	E	200	TT0	C62-C63-C64-C66
2	F	200	TT0	C62-C63-C64-C66
2	G	200	TT0	C62-C63-C64-C66
2	H	200	TT0	C62-C63-C64-C66
2	I	200	TT0	C62-C63-C64-C66
2	J	200	TT0	C62-C63-C64-C66
2	K	200	TT0	C62-C63-C64-C66
2	L	200	TT0	C62-C63-C64-C66
2	M	200	TT0	C62-C63-C64-C66
2	N	200	TT0	C62-C63-C64-C66
2	O	200	TT0	C62-C63-C64-C66
2	P	200	TT0	C62-C63-C64-C66
2	Q	200	TT0	C62-C63-C64-C66
2	R	200	TT0	C62-C63-C64-C66
2	S	200	TT0	C62-C63-C64-C66
2	T	200	TT0	C62-C63-C64-C66
2	H	200	TT0	O78-C79-C90-O89

Continued on next page...

Continued from previous page...

Mol	Chain	Res	Type	Atoms
2	I	200	TT0	O78-C79-C90-O89
2	J	200	TT0	O78-C79-C90-O89
2	S	200	TT0	O78-C79-C90-O89
2	A	200	TT0	C62-C63-C64-C65
2	B	200	TT0	C62-C63-C64-C65
2	C	200	TT0	C62-C63-C64-C65
2	D	200	TT0	C62-C63-C64-C65
2	E	200	TT0	C62-C63-C64-C65
2	F	200	TT0	C62-C63-C64-C65
2	G	200	TT0	C62-C63-C64-C65
2	H	200	TT0	C62-C63-C64-C65
2	I	200	TT0	C62-C63-C64-C65
2	J	200	TT0	C62-C63-C64-C65
2	K	200	TT0	C62-C63-C64-C65
2	L	200	TT0	C62-C63-C64-C65
2	M	200	TT0	C62-C63-C64-C65
2	N	200	TT0	C62-C63-C64-C65
2	O	200	TT0	C62-C63-C64-C65
2	P	200	TT0	C62-C63-C64-C65
2	Q	200	TT0	C62-C63-C64-C65
2	R	200	TT0	C62-C63-C64-C65
2	S	200	TT0	C62-C63-C64-C65
2	T	200	TT0	C62-C63-C64-C65
2	A	200	TT0	C30-C31-O32-C33
2	B	200	TT0	C30-C31-O32-C33
2	C	200	TT0	C30-C31-O32-C33
2	D	200	TT0	C30-C31-O32-C33
2	E	200	TT0	C30-C31-O32-C33
2	F	200	TT0	C30-C31-O32-C33
2	G	200	TT0	C30-C31-O32-C33
2	H	200	TT0	C30-C31-O32-C33
2	I	200	TT0	C30-C31-O32-C33
2	J	200	TT0	C30-C31-O32-C33
2	K	200	TT0	C30-C31-O32-C33
2	L	200	TT0	C30-C31-O32-C33
2	M	200	TT0	C30-C31-O32-C33
2	N	200	TT0	C30-C31-O32-C33
2	O	200	TT0	C30-C31-O32-C33
2	P	200	TT0	C30-C31-O32-C33
2	Q	200	TT0	C30-C31-O32-C33
2	R	200	TT0	C30-C31-O32-C33
2	S	200	TT0	C30-C31-O32-C33

Continued on next page...

Continued from previous page...

Mol	Chain	Res	Type	Atoms
2	T	200	TT0	C30-C31-O32-C33
2	B	200	TT0	C45-C47-C48-C49
2	E	200	TT0	C45-C47-C48-C49
2	G	200	TT0	C45-C47-C48-C49
2	I	200	TT0	C45-C47-C48-C49
2	O	200	TT0	C45-C47-C48-C49
2	P	200	TT0	C45-C47-C48-C49
2	R	200	TT0	C45-C47-C48-C49
2	T	200	TT0	C45-C47-C48-C49
2	A	200	TT0	C45-C47-C48-C49
2	K	200	TT0	C45-C47-C48-C49
2	Q	200	TT0	C45-C47-C48-C49
2	S	200	TT0	C45-C47-C48-C49
2	C	200	TT0	C45-C47-C48-C49
2	D	200	TT0	C45-C47-C48-C49
2	F	200	TT0	C45-C47-C48-C49
2	H	200	TT0	C45-C47-C48-C49
2	J	200	TT0	C45-C47-C48-C49
2	L	200	TT0	C45-C47-C48-C49
2	M	200	TT0	C45-C47-C48-C49
2	N	200	TT0	C45-C47-C48-C49
2	A	200	TT0	C13-C14-C15-C16
2	A	200	TT0	C39-C40-C42-C43
2	B	200	TT0	C13-C14-C15-C16
2	B	200	TT0	C39-C40-C42-C43
2	C	200	TT0	C13-C14-C15-C16
2	C	200	TT0	C39-C40-C42-C43
2	D	200	TT0	C13-C14-C15-C16
2	D	200	TT0	C39-C40-C42-C43
2	E	200	TT0	C13-C14-C15-C16
2	E	200	TT0	C39-C40-C42-C43
2	F	200	TT0	C13-C14-C15-C16
2	F	200	TT0	C39-C40-C42-C43
2	G	200	TT0	C13-C14-C15-C16
2	G	200	TT0	C39-C40-C42-C43
2	H	200	TT0	C13-C14-C15-C16
2	H	200	TT0	C39-C40-C42-C43
2	I	200	TT0	C13-C14-C15-C16
2	I	200	TT0	C39-C40-C42-C43
2	J	200	TT0	C13-C14-C15-C16
2	J	200	TT0	C39-C40-C42-C43
2	K	200	TT0	C13-C14-C15-C16

Continued on next page...

Continued from previous page...

Mol	Chain	Res	Type	Atoms
2	K	200	TT0	C39-C40-C42-C43
2	L	200	TT0	C13-C14-C15-C16
2	L	200	TT0	C39-C40-C42-C43
2	M	200	TT0	C13-C14-C15-C16
2	M	200	TT0	C39-C40-C42-C43
2	N	200	TT0	C13-C14-C15-C16
2	N	200	TT0	C39-C40-C42-C43
2	O	200	TT0	C13-C14-C15-C16
2	O	200	TT0	C39-C40-C42-C43
2	P	200	TT0	C13-C14-C15-C16
2	P	200	TT0	C39-C40-C42-C43
2	Q	200	TT0	C13-C14-C15-C16
2	Q	200	TT0	C39-C40-C42-C43
2	R	200	TT0	C13-C14-C15-C16
2	R	200	TT0	C39-C40-C42-C43
2	S	200	TT0	C13-C14-C15-C16
2	S	200	TT0	C39-C40-C42-C43
2	T	200	TT0	C13-C14-C15-C16
2	T	200	TT0	C39-C40-C42-C43
2	B	200	TT0	C50-C52-C53-C54
2	K	200	TT0	C50-C52-C53-C54
2	M	200	TT0	C50-C52-C53-C54
2	P	200	TT0	C50-C52-C53-C54
2	Q	200	TT0	C50-C52-C53-C54
2	R	200	TT0	C50-C52-C53-C54
2	A	200	TT0	C50-C52-C53-C54
2	C	200	TT0	C50-C52-C53-C54
2	E	200	TT0	C50-C52-C53-C54
2	F	200	TT0	C50-C52-C53-C54
2	G	200	TT0	C50-C52-C53-C54
2	H	200	TT0	C50-C52-C53-C54
2	J	200	TT0	C50-C52-C53-C54
2	L	200	TT0	C50-C52-C53-C54
2	N	200	TT0	C50-C52-C53-C54
2	S	200	TT0	C50-C52-C53-C54
2	T	200	TT0	C50-C52-C53-C54
2	D	200	TT0	C50-C52-C53-C54
2	I	200	TT0	C50-C52-C53-C54
2	O	200	TT0	C50-C52-C53-C54
2	A	200	TT0	O78-C79-C90-O89
2	B	200	TT0	O78-C79-C90-O89
2	C	200	TT0	O78-C79-C90-O89

Continued on next page...

Continued from previous page...

Mol	Chain	Res	Type	Atoms
2	D	200	TT0	O78-C79-C90-O89
2	E	200	TT0	O78-C79-C90-O89
2	F	200	TT0	O78-C79-C90-O89
2	G	200	TT0	O78-C79-C90-O89
2	K	200	TT0	O78-C79-C90-O89
2	L	200	TT0	O78-C79-C90-O89
2	M	200	TT0	O78-C79-C90-O89
2	N	200	TT0	O78-C79-C90-O89
2	O	200	TT0	O78-C79-C90-O89
2	P	200	TT0	O78-C79-C90-O89
2	Q	200	TT0	O78-C79-C90-O89
2	R	200	TT0	O78-C79-C90-O89
2	T	200	TT0	O78-C79-C90-O89
2	A	200	TT0	O78-C79-C90-C91
2	B	200	TT0	O78-C79-C90-C91
2	C	200	TT0	O78-C79-C90-C91
2	D	200	TT0	O78-C79-C90-C91
2	E	200	TT0	O78-C79-C90-C91
2	F	200	TT0	O78-C79-C90-C91
2	G	200	TT0	O78-C79-C90-C91
2	H	200	TT0	O78-C79-C90-C91
2	I	200	TT0	O78-C79-C90-C91
2	J	200	TT0	O78-C79-C90-C91
2	K	200	TT0	O78-C79-C90-C91
2	L	200	TT0	O78-C79-C90-C91
2	M	200	TT0	O78-C79-C90-C91
2	N	200	TT0	O78-C79-C90-C91
2	O	200	TT0	O78-C79-C90-C91
2	P	200	TT0	O78-C79-C90-C91
2	Q	200	TT0	O78-C79-C90-C91
2	R	200	TT0	O78-C79-C90-C91
2	S	200	TT0	O78-C79-C90-C91
2	T	200	TT0	O78-C79-C90-C91
2	A	200	TT0	C84-C14-C15-C16
2	B	200	TT0	C84-C14-C15-C16
2	C	200	TT0	C84-C14-C15-C16
2	D	200	TT0	C84-C14-C15-C16
2	E	200	TT0	C84-C14-C15-C16
2	F	200	TT0	C84-C14-C15-C16
2	G	200	TT0	C84-C14-C15-C16
2	H	200	TT0	C84-C14-C15-C16
2	I	200	TT0	C84-C14-C15-C16

Continued on next page...

Continued from previous page...

Mol	Chain	Res	Type	Atoms
2	J	200	TT0	C84-C14-C15-C16
2	K	200	TT0	C84-C14-C15-C16
2	L	200	TT0	C84-C14-C15-C16
2	M	200	TT0	C84-C14-C15-C16
2	N	200	TT0	C84-C14-C15-C16
2	O	200	TT0	C84-C14-C15-C16
2	P	200	TT0	C84-C14-C15-C16
2	Q	200	TT0	C84-C14-C15-C16
2	R	200	TT0	C84-C14-C15-C16
2	S	200	TT0	C84-C14-C15-C16
2	T	200	TT0	C84-C14-C15-C16
2	A	200	TT0	C04-C05-C06-C07
2	A	200	TT0	C54-C55-C57-C58
2	B	200	TT0	C04-C05-C06-C07
2	B	200	TT0	C54-C55-C57-C58
2	C	200	TT0	C04-C05-C06-C07
2	C	200	TT0	C54-C55-C57-C58
2	D	200	TT0	C04-C05-C06-C07
2	D	200	TT0	C54-C55-C57-C58
2	E	200	TT0	C04-C05-C06-C07
2	E	200	TT0	C54-C55-C57-C58
2	F	200	TT0	C04-C05-C06-C07
2	F	200	TT0	C54-C55-C57-C58
2	G	200	TT0	C04-C05-C06-C07
2	G	200	TT0	C54-C55-C57-C58
2	H	200	TT0	C04-C05-C06-C07
2	H	200	TT0	C54-C55-C57-C58
2	I	200	TT0	C04-C05-C06-C07
2	I	200	TT0	C54-C55-C57-C58
2	J	200	TT0	C04-C05-C06-C07
2	J	200	TT0	C54-C55-C57-C58
2	K	200	TT0	C04-C05-C06-C07
2	K	200	TT0	C54-C55-C57-C58
2	L	200	TT0	C04-C05-C06-C07
2	L	200	TT0	C54-C55-C57-C58
2	M	200	TT0	C04-C05-C06-C07
2	M	200	TT0	C54-C55-C57-C58
2	N	200	TT0	C04-C05-C06-C07
2	N	200	TT0	C54-C55-C57-C58
2	O	200	TT0	C04-C05-C06-C07
2	O	200	TT0	C54-C55-C57-C58
2	P	200	TT0	C04-C05-C06-C07

Continued on next page...

Continued from previous page...

Mol	Chain	Res	Type	Atoms
2	P	200	TT0	C54-C55-C57-C58
2	Q	200	TT0	C04-C05-C06-C07
2	Q	200	TT0	C54-C55-C57-C58
2	R	200	TT0	C04-C05-C06-C07
2	R	200	TT0	C54-C55-C57-C58
2	S	200	TT0	C04-C05-C06-C07
2	S	200	TT0	C54-C55-C57-C58
2	T	200	TT0	C04-C05-C06-C07
2	T	200	TT0	C54-C55-C57-C58
2	B	200	TT0	C17-C18-C19-C20
2	H	200	TT0	C17-C18-C19-C20
2	N	200	TT0	C17-C18-C19-C20
2	A	200	TT0	C17-C18-C19-C20
2	C	200	TT0	C17-C18-C19-C20
2	D	200	TT0	C17-C18-C19-C20
2	E	200	TT0	C17-C18-C19-C20
2	F	200	TT0	C17-C18-C19-C20
2	I	200	TT0	C17-C18-C19-C20
2	J	200	TT0	C17-C18-C19-C20
2	L	200	TT0	C17-C18-C19-C20
2	M	200	TT0	C17-C18-C19-C20
2	O	200	TT0	C17-C18-C19-C20
2	P	200	TT0	C17-C18-C19-C20
2	Q	200	TT0	C17-C18-C19-C20
2	R	200	TT0	C17-C18-C19-C20
2	T	200	TT0	C17-C18-C19-C20
2	G	200	TT0	C17-C18-C19-C20
2	S	200	TT0	C17-C18-C19-C20
2	K	200	TT0	C17-C18-C19-C20
2	B	200	TT0	C64-C66-C67-C68
2	F	200	TT0	C64-C66-C67-C68
2	O	200	TT0	C64-C66-C67-C68
2	P	200	TT0	C64-C66-C67-C68
2	Q	200	TT0	C64-C66-C67-C68
2	A	200	TT0	C64-C66-C67-C68
2	C	200	TT0	C64-C66-C67-C68
2	E	200	TT0	C64-C66-C67-C68
2	G	200	TT0	C64-C66-C67-C68
2	H	200	TT0	C64-C66-C67-C68
2	I	200	TT0	C64-C66-C67-C68
2	J	200	TT0	C64-C66-C67-C68
2	K	200	TT0	C64-C66-C67-C68

Continued on next page...

Continued from previous page...

Mol	Chain	Res	Type	Atoms
2	L	200	TT0	C64-C66-C67-C68
2	M	200	TT0	C64-C66-C67-C68
2	N	200	TT0	C64-C66-C67-C68
2	R	200	TT0	C64-C66-C67-C68
2	S	200	TT0	C64-C66-C67-C68
2	T	200	TT0	C64-C66-C67-C68
2	D	200	TT0	C64-C66-C67-C68
2	A	200	TT0	C05-C06-C07-C08
2	A	200	TT0	C48-C49-C50-C52
2	B	200	TT0	C05-C06-C07-C08
2	B	200	TT0	C48-C49-C50-C52
2	C	200	TT0	C05-C06-C07-C08
2	C	200	TT0	C48-C49-C50-C52
2	D	200	TT0	C05-C06-C07-C08
2	D	200	TT0	C48-C49-C50-C52
2	E	200	TT0	C05-C06-C07-C08
2	E	200	TT0	C48-C49-C50-C52
2	F	200	TT0	C05-C06-C07-C08
2	F	200	TT0	C48-C49-C50-C52
2	G	200	TT0	C05-C06-C07-C08
2	G	200	TT0	C48-C49-C50-C52
2	H	200	TT0	C05-C06-C07-C08
2	H	200	TT0	C48-C49-C50-C52
2	I	200	TT0	C05-C06-C07-C08
2	I	200	TT0	C48-C49-C50-C52
2	J	200	TT0	C05-C06-C07-C08
2	J	200	TT0	C48-C49-C50-C52
2	K	200	TT0	C05-C06-C07-C08
2	K	200	TT0	C48-C49-C50-C52
2	L	200	TT0	C05-C06-C07-C08
2	L	200	TT0	C48-C49-C50-C52
2	M	200	TT0	C05-C06-C07-C08
2	M	200	TT0	C48-C49-C50-C52
2	N	200	TT0	C05-C06-C07-C08
2	N	200	TT0	C48-C49-C50-C52
2	O	200	TT0	C05-C06-C07-C08
2	O	200	TT0	C48-C49-C50-C52
2	P	200	TT0	C05-C06-C07-C08
2	P	200	TT0	C48-C49-C50-C52
2	Q	200	TT0	C05-C06-C07-C08
2	Q	200	TT0	C48-C49-C50-C52
2	R	200	TT0	C05-C06-C07-C08

Continued on next page...

Continued from previous page...

Mol	Chain	Res	Type	Atoms
2	R	200	TT0	C48-C49-C50-C52
2	S	200	TT0	C05-C06-C07-C08
2	S	200	TT0	C48-C49-C50-C52
2	T	200	TT0	C05-C06-C07-C08
2	T	200	TT0	C48-C49-C50-C52
2	E	200	TT0	C34-C33-O32-C31
2	N	200	TT0	C34-C33-O32-C31
2	O	200	TT0	C34-C33-O32-C31
2	I	200	TT0	O37-C34-C35-O36
2	L	200	TT0	O37-C34-C35-O36
2	A	200	TT0	C34-C33-O32-C31
2	B	200	TT0	C34-C33-O32-C31
2	C	200	TT0	C34-C33-O32-C31
2	D	200	TT0	C34-C33-O32-C31
2	F	200	TT0	C34-C33-O32-C31
2	G	200	TT0	C34-C33-O32-C31
2	H	200	TT0	C34-C33-O32-C31
2	I	200	TT0	C34-C33-O32-C31
2	J	200	TT0	C34-C33-O32-C31
2	K	200	TT0	C34-C33-O32-C31
2	L	200	TT0	C34-C33-O32-C31
2	M	200	TT0	C34-C33-O32-C31
2	P	200	TT0	C34-C33-O32-C31
2	Q	200	TT0	C34-C33-O32-C31
2	R	200	TT0	C34-C33-O32-C31
2	S	200	TT0	C34-C33-O32-C31
2	T	200	TT0	C34-C33-O32-C31
2	J	200	TT0	C18-C19-C20-C21
2	N	200	TT0	C18-C19-C20-C21
2	P	200	TT0	C18-C19-C20-C21
2	E	200	TT0	C18-C19-C20-C21
2	L	200	TT0	C18-C19-C20-C21
2	M	200	TT0	C18-C19-C20-C21
2	O	200	TT0	C18-C19-C20-C21
2	R	200	TT0	C18-C19-C20-C21
2	A	200	TT0	C18-C19-C20-C21
2	B	200	TT0	C18-C19-C20-C21
2	C	200	TT0	C18-C19-C20-C21
2	D	200	TT0	C18-C19-C20-C21
2	F	200	TT0	C18-C19-C20-C21
2	G	200	TT0	C18-C19-C20-C21
2	H	200	TT0	C18-C19-C20-C21

Continued on next page...

Continued from previous page...

Mol	Chain	Res	Type	Atoms
2	I	200	TT0	C18-C19-C20-C21
2	K	200	TT0	C18-C19-C20-C21
2	Q	200	TT0	C18-C19-C20-C21
2	S	200	TT0	C18-C19-C20-C21
2	T	200	TT0	C18-C19-C20-C21
2	A	200	TT0	C87-C88-O89-C90
2	B	200	TT0	C87-C88-O89-C90
2	C	200	TT0	C87-C88-O89-C90
2	D	200	TT0	C87-C88-O89-C90
2	E	200	TT0	C87-C88-O89-C90
2	F	200	TT0	C87-C88-O89-C90
2	G	200	TT0	C87-C88-O89-C90
2	H	200	TT0	C87-C88-O89-C90
2	I	200	TT0	C87-C88-O89-C90
2	J	200	TT0	C87-C88-O89-C90
2	K	200	TT0	C87-C88-O89-C90
2	L	200	TT0	C87-C88-O89-C90
2	M	200	TT0	C87-C88-O89-C90
2	N	200	TT0	C87-C88-O89-C90
2	O	200	TT0	C87-C88-O89-C90
2	P	200	TT0	C87-C88-O89-C90
2	Q	200	TT0	C87-C88-O89-C90
2	R	200	TT0	C87-C88-O89-C90
2	S	200	TT0	C87-C88-O89-C90
2	T	200	TT0	C87-C88-O89-C90
2	A	200	TT0	C63-C64-C66-C67
2	B	200	TT0	C63-C64-C66-C67
2	C	200	TT0	C63-C64-C66-C67
2	D	200	TT0	C63-C64-C66-C67
2	E	200	TT0	C63-C64-C66-C67
2	F	200	TT0	C63-C64-C66-C67
2	G	200	TT0	C63-C64-C66-C67
2	H	200	TT0	C63-C64-C66-C67
2	I	200	TT0	C63-C64-C66-C67
2	J	200	TT0	C63-C64-C66-C67
2	K	200	TT0	C63-C64-C66-C67
2	L	200	TT0	C63-C64-C66-C67
2	M	200	TT0	C63-C64-C66-C67
2	N	200	TT0	C63-C64-C66-C67
2	O	200	TT0	C63-C64-C66-C67
2	P	200	TT0	C63-C64-C66-C67
2	Q	200	TT0	C63-C64-C66-C67

Continued on next page...

Continued from previous page...

Mol	Chain	Res	Type	Atoms
2	R	200	TT0	C63-C64-C66-C67
2	S	200	TT0	C63-C64-C66-C67
2	T	200	TT0	C63-C64-C66-C67
2	A	200	TT0	C14-C15-C16-C17
2	B	200	TT0	C14-C15-C16-C17
2	C	200	TT0	C14-C15-C16-C17
2	D	200	TT0	C14-C15-C16-C17
2	E	200	TT0	C14-C15-C16-C17
2	F	200	TT0	C14-C15-C16-C17
2	G	200	TT0	C14-C15-C16-C17
2	H	200	TT0	C14-C15-C16-C17
2	I	200	TT0	C14-C15-C16-C17
2	J	200	TT0	C14-C15-C16-C17
2	K	200	TT0	C14-C15-C16-C17
2	L	200	TT0	C14-C15-C16-C17
2	M	200	TT0	C14-C15-C16-C17
2	N	200	TT0	C14-C15-C16-C17
2	O	200	TT0	C14-C15-C16-C17
2	P	200	TT0	C14-C15-C16-C17
2	Q	200	TT0	C14-C15-C16-C17
2	R	200	TT0	C14-C15-C16-C17
2	S	200	TT0	C14-C15-C16-C17
2	T	200	TT0	C14-C15-C16-C17
2	A	200	TT0	C29-C30-C31-O32
2	B	200	TT0	C29-C30-C31-O32
2	C	200	TT0	C29-C30-C31-O32
2	D	200	TT0	C29-C30-C31-O32
2	E	200	TT0	C29-C30-C31-O32
2	F	200	TT0	C29-C30-C31-O32
2	G	200	TT0	C29-C30-C31-O32
2	H	200	TT0	C29-C30-C31-O32
2	I	200	TT0	C29-C30-C31-O32
2	J	200	TT0	C29-C30-C31-O32
2	K	200	TT0	C29-C30-C31-O32
2	L	200	TT0	C29-C30-C31-O32
2	M	200	TT0	C29-C30-C31-O32
2	N	200	TT0	C29-C30-C31-O32
2	O	200	TT0	C29-C30-C31-O32
2	P	200	TT0	C29-C30-C31-O32
2	Q	200	TT0	C29-C30-C31-O32
2	R	200	TT0	C29-C30-C31-O32
2	S	200	TT0	C29-C30-C31-O32

Continued on next page...

Continued from previous page...

Mol	Chain	Res	Type	Atoms
2	T	200	TT0	C29-C30-C31-O32
2	A	200	TT0	C08-C09-C10-C11
2	B	200	TT0	C08-C09-C10-C11
2	C	200	TT0	C08-C09-C10-C11
2	D	200	TT0	C08-C09-C10-C11
2	E	200	TT0	C08-C09-C10-C11
2	F	200	TT0	C08-C09-C10-C11
2	G	200	TT0	C08-C09-C10-C11
2	H	200	TT0	C08-C09-C10-C11
2	I	200	TT0	C08-C09-C10-C11
2	J	200	TT0	C08-C09-C10-C11
2	K	200	TT0	C08-C09-C10-C11
2	L	200	TT0	C08-C09-C10-C11
2	M	200	TT0	C08-C09-C10-C11
2	N	200	TT0	C08-C09-C10-C11
2	O	200	TT0	C08-C09-C10-C11
2	P	200	TT0	C08-C09-C10-C11
2	Q	200	TT0	C08-C09-C10-C11
2	R	200	TT0	C08-C09-C10-C11
2	S	200	TT0	C08-C09-C10-C11
2	T	200	TT0	C08-C09-C10-C11
2	A	200	TT0	C04-C05-C06-C86
2	B	200	TT0	C04-C05-C06-C86
2	C	200	TT0	C04-C05-C06-C86
2	D	200	TT0	C04-C05-C06-C86
2	E	200	TT0	C04-C05-C06-C86
2	F	200	TT0	C04-C05-C06-C86
2	G	200	TT0	C04-C05-C06-C86
2	H	200	TT0	C04-C05-C06-C86
2	I	200	TT0	C04-C05-C06-C86
2	J	200	TT0	C04-C05-C06-C86
2	K	200	TT0	C04-C05-C06-C86
2	L	200	TT0	C04-C05-C06-C86
2	M	200	TT0	C04-C05-C06-C86
2	N	200	TT0	C04-C05-C06-C86
2	O	200	TT0	C04-C05-C06-C86
2	P	200	TT0	C04-C05-C06-C86
2	Q	200	TT0	C04-C05-C06-C86
2	R	200	TT0	C04-C05-C06-C86
2	S	200	TT0	C04-C05-C06-C86
2	T	200	TT0	C04-C05-C06-C86
2	A	200	TT0	C79-C90-O89-C88

Continued on next page...

Continued from previous page...


Mol	Chain	Res	Type	Atoms
2	B	200	TT0	C79-C90-O89-C88
2	C	200	TT0	C79-C90-O89-C88
2	D	200	TT0	C79-C90-O89-C88
2	E	200	TT0	C79-C90-O89-C88
2	F	200	TT0	C79-C90-O89-C88
2	G	200	TT0	C79-C90-O89-C88
2	H	200	TT0	C79-C90-O89-C88
2	I	200	TT0	C79-C90-O89-C88
2	J	200	TT0	C79-C90-O89-C88
2	K	200	TT0	C79-C90-O89-C88
2	L	200	TT0	C79-C90-O89-C88
2	M	200	TT0	C79-C90-O89-C88
2	N	200	TT0	C79-C90-O89-C88
2	O	200	TT0	C79-C90-O89-C88
2	P	200	TT0	C79-C90-O89-C88
2	Q	200	TT0	C79-C90-O89-C88
2	R	200	TT0	C79-C90-O89-C88
2	S	200	TT0	C79-C90-O89-C88
2	T	200	TT0	C79-C90-O89-C88
2	A	200	TT0	C69-C71-C72-C73
2	B	200	TT0	C69-C71-C72-C73
2	C	200	TT0	C69-C71-C72-C73
2	D	200	TT0	C69-C71-C72-C73
2	E	200	TT0	C69-C71-C72-C73
2	F	200	TT0	C69-C71-C72-C73
2	G	200	TT0	C69-C71-C72-C73
2	H	200	TT0	C69-C71-C72-C73
2	I	200	TT0	C69-C71-C72-C73
2	J	200	TT0	C69-C71-C72-C73
2	K	200	TT0	C69-C71-C72-C73
2	L	200	TT0	C69-C71-C72-C73
2	M	200	TT0	C69-C71-C72-C73
2	N	200	TT0	C69-C71-C72-C73
2	O	200	TT0	C69-C71-C72-C73
2	P	200	TT0	C69-C71-C72-C73
2	Q	200	TT0	C69-C71-C72-C73
2	R	200	TT0	C69-C71-C72-C73
2	S	200	TT0	C69-C71-C72-C73
2	T	200	TT0	C69-C71-C72-C73


There are no ring outliers.

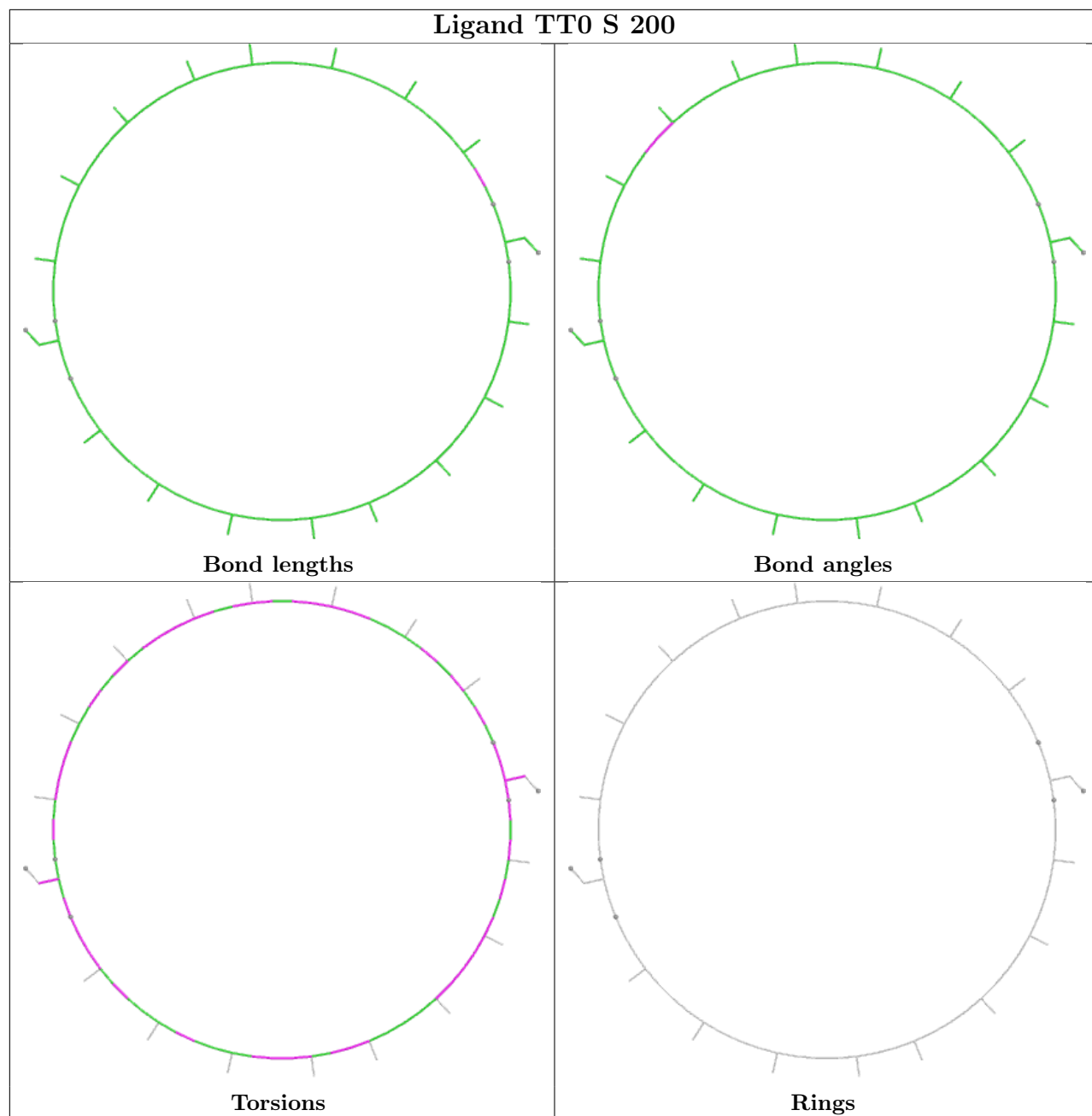
20 monomers are involved in 492 short contacts:


Mol	Chain	Res	Type	Clashes	Symm-Clashes
2	M	200	TT0	28	0
2	C	200	TT0	25	0
2	S	200	TT0	23	0
2	G	200	TT0	28	0
2	H	200	TT0	28	0
2	K	200	TT0	28	0
2	I	200	TT0	28	0
2	A	200	TT0	24	0
2	J	200	TT0	28	0
2	T	200	TT0	23	0
2	D	200	TT0	25	0
2	N	200	TT0	28	0
2	R	200	TT0	23	0
2	L	200	TT0	28	0
2	E	200	TT0	25	0
2	F	200	TT0	25	0
2	O	200	TT0	28	0
2	Q	200	TT0	24	0
2	B	200	TT0	25	0
2	P	200	TT0	28	0


The following is a two-dimensional graphical depiction of Mogul quality analysis of bond lengths, bond angles, torsion angles, and ring geometry for all instances of the Ligand of Interest. In addition, ligands with molecular weight > 250 and outliers as shown on the validation Tables will also be included. For torsion angles, if less than 5% of the Mogul distribution of torsion angles is within 10 degrees of the torsion angle in question, then that torsion angle is considered an outlier. Any bond that is central to one or more torsion angles identified as an outlier by Mogul will be highlighted in the graph. For rings, the root-mean-square deviation (RMSD) between the ring in question and similar rings identified by Mogul is calculated over all ring torsion angles. If the average RMSD is greater than 60 degrees and the minimal RMSD between the ring in question and any Mogul-identified rings is also greater than 60 degrees, then that ring is considered an outlier. The outliers are highlighted in purple. The color gray indicates Mogul did not find sufficient equivalents in the CSD to analyse the geometry.




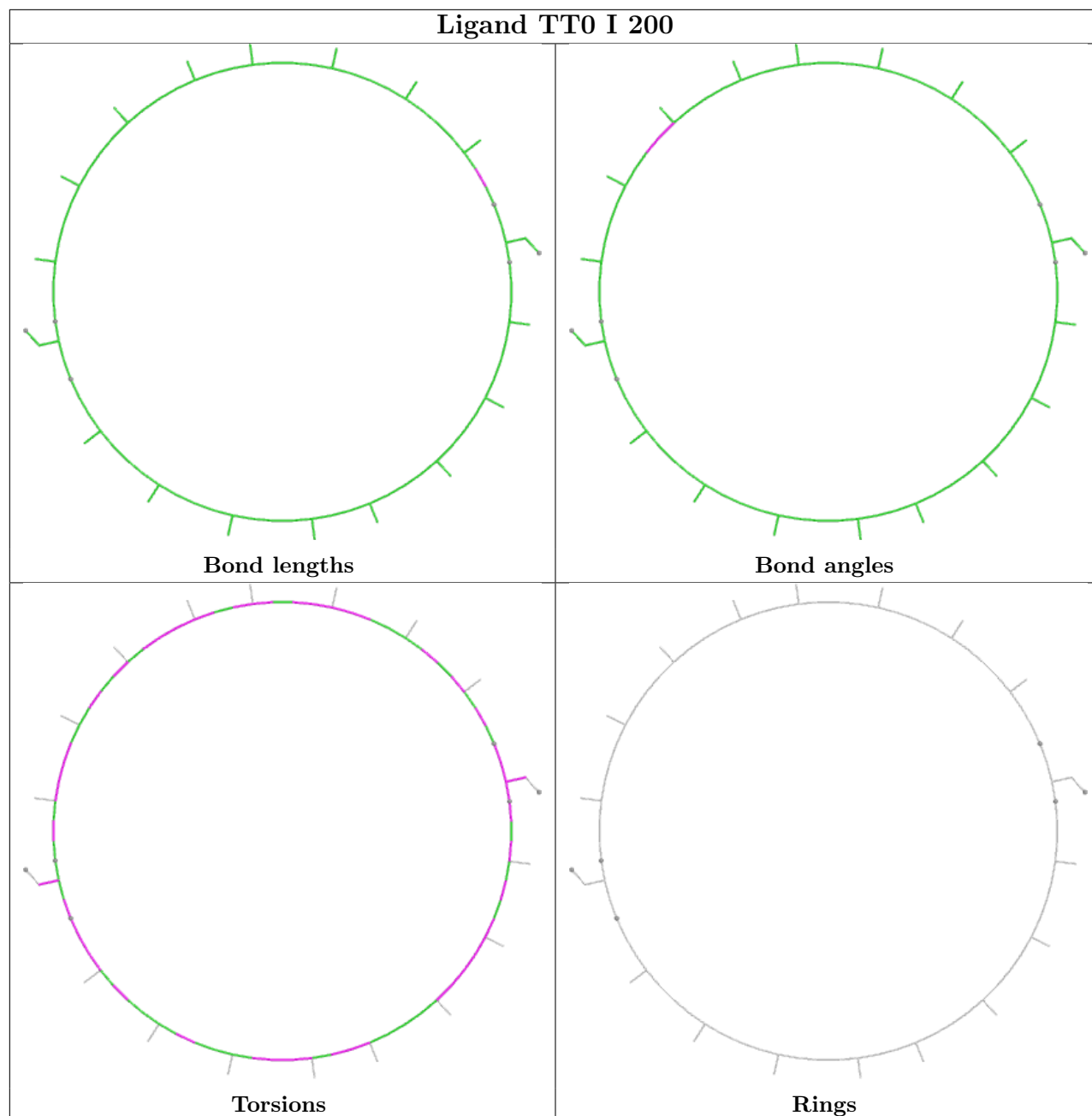





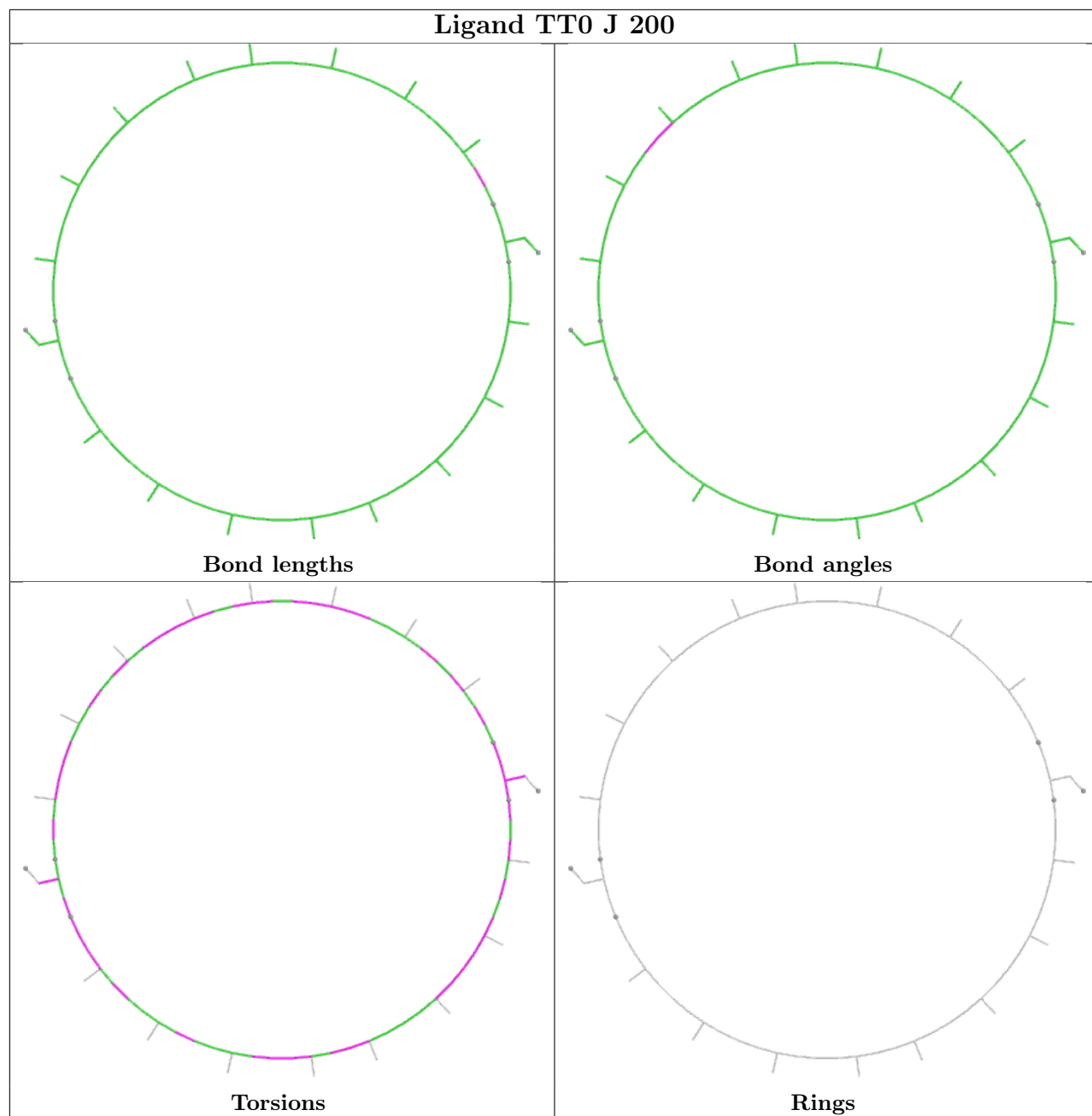


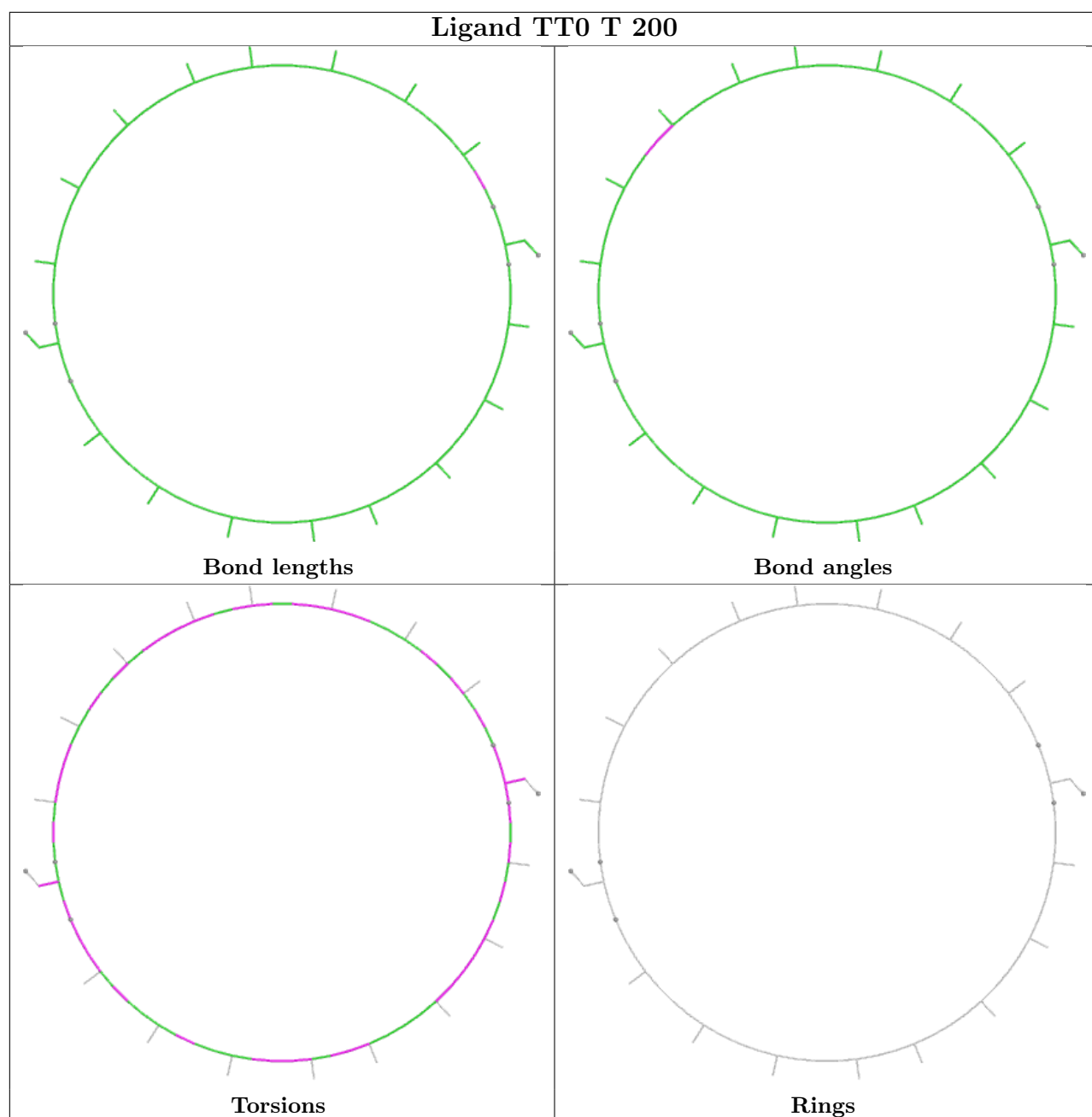





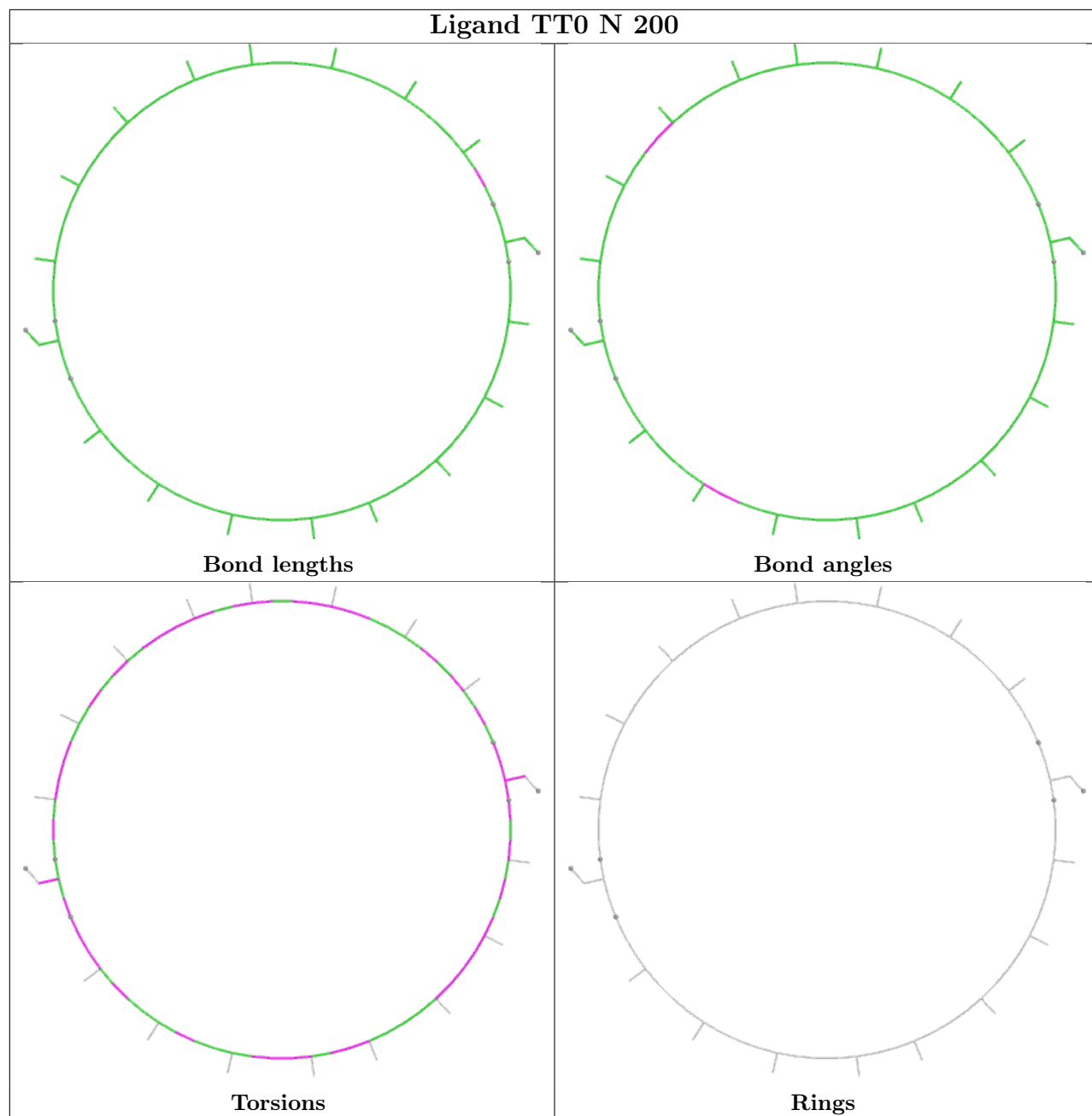





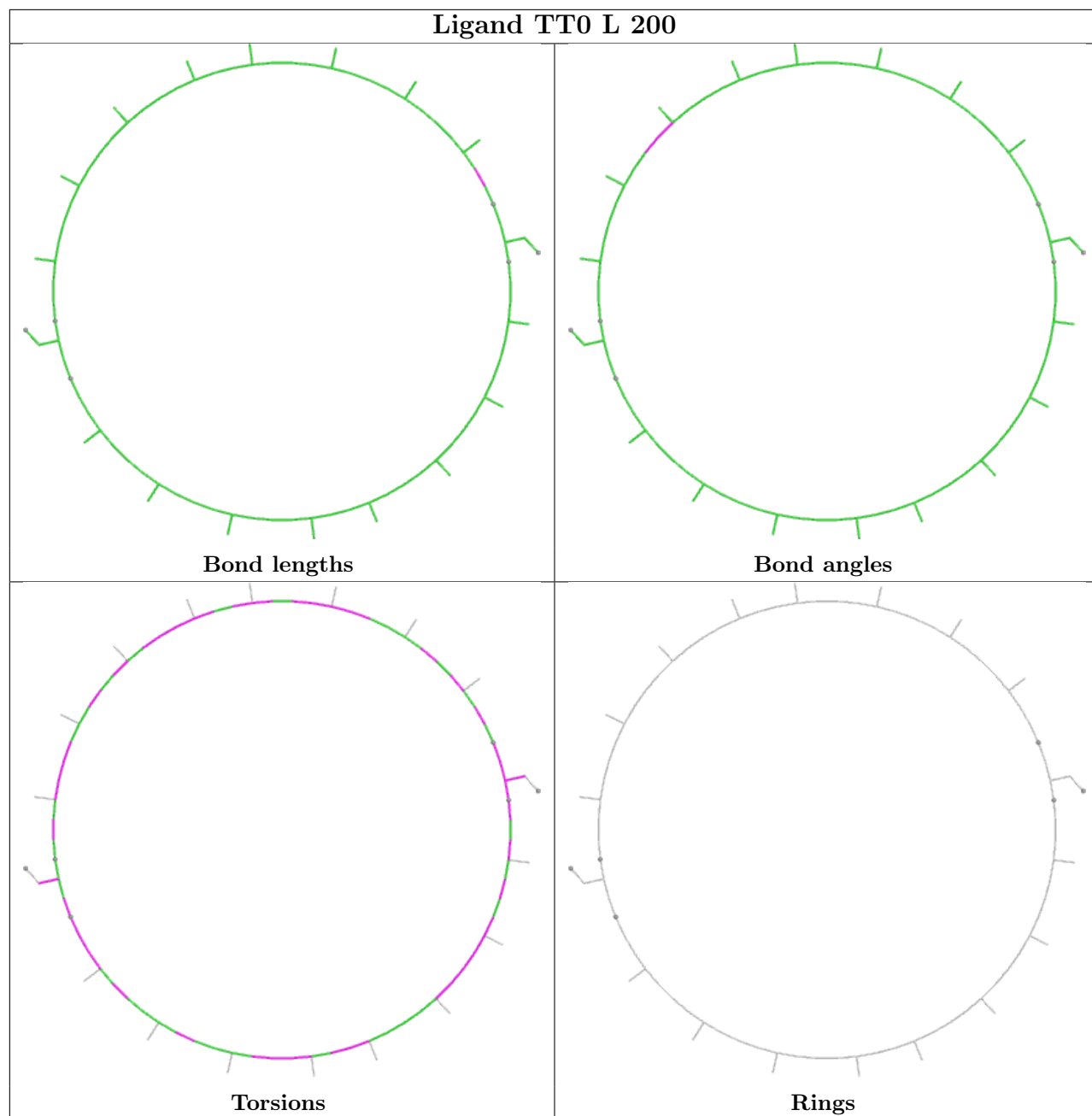








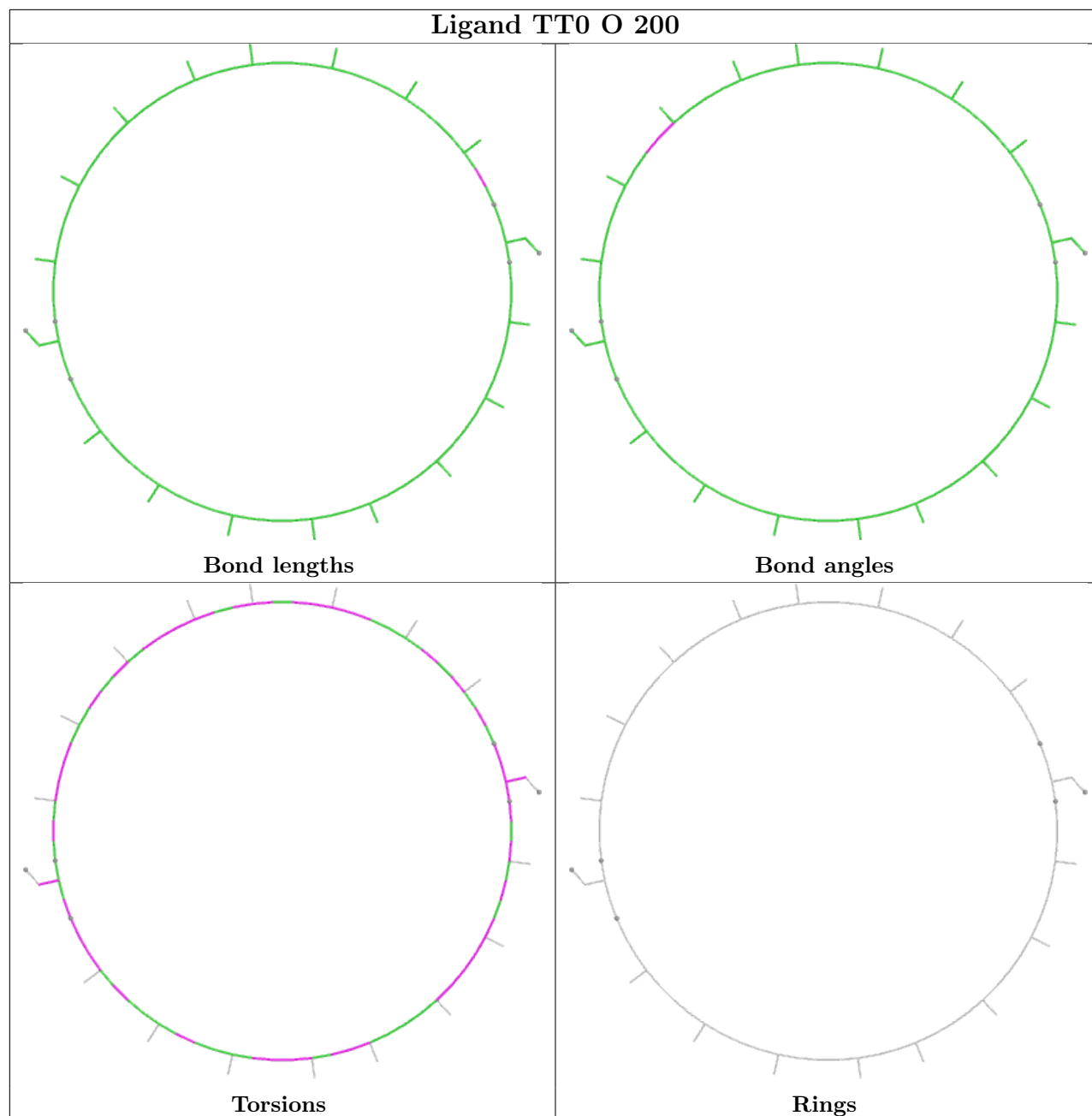


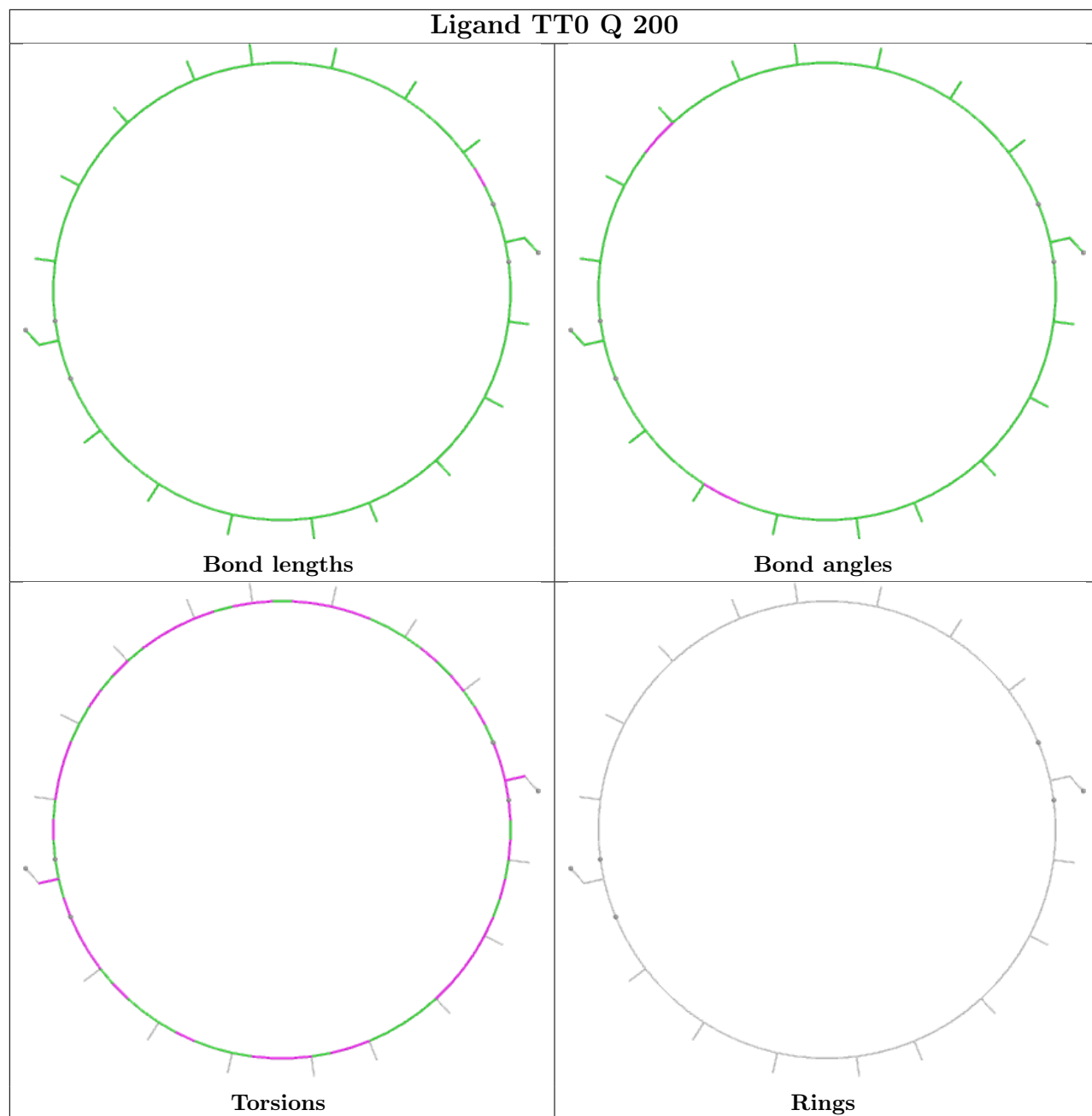


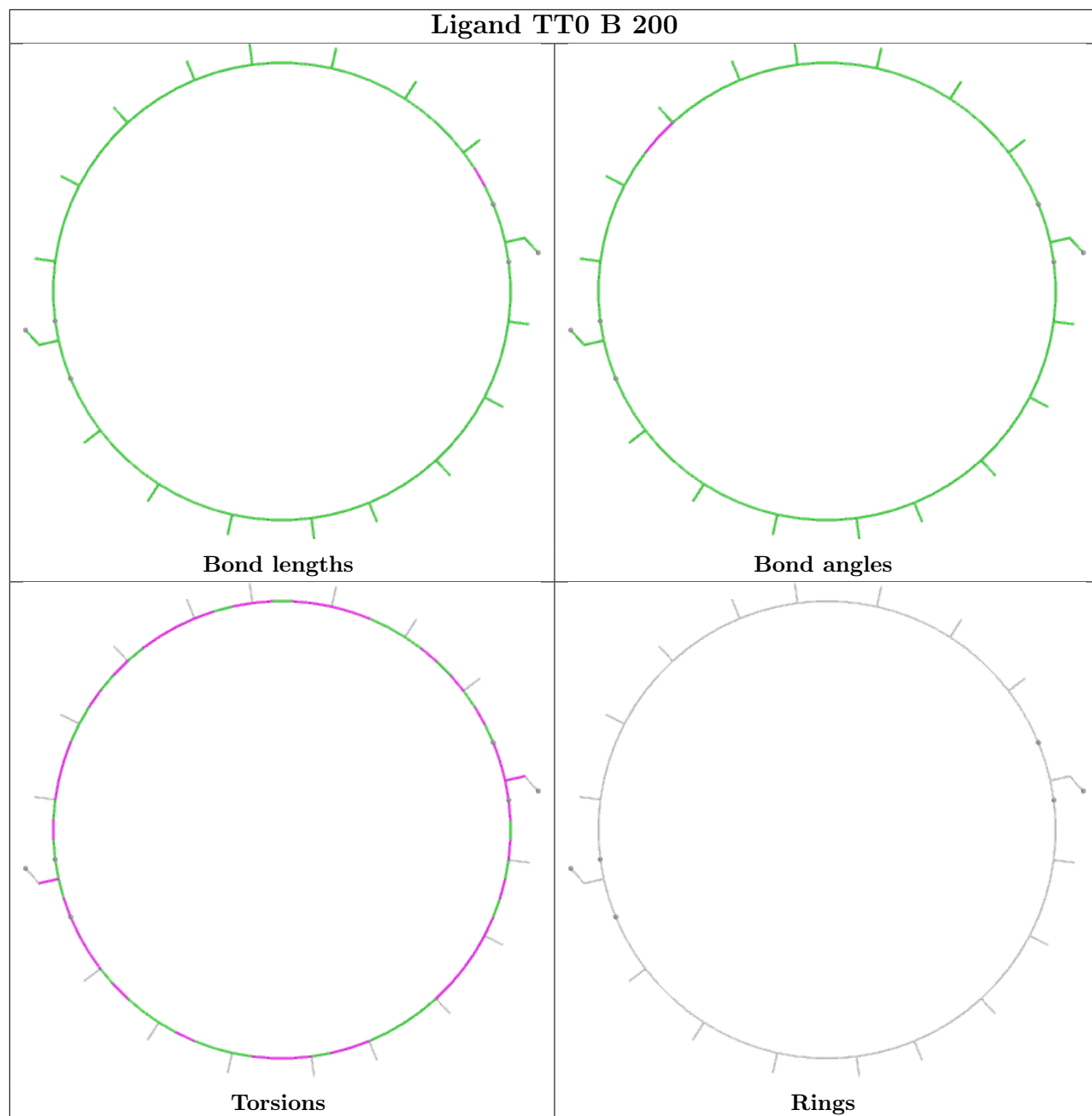


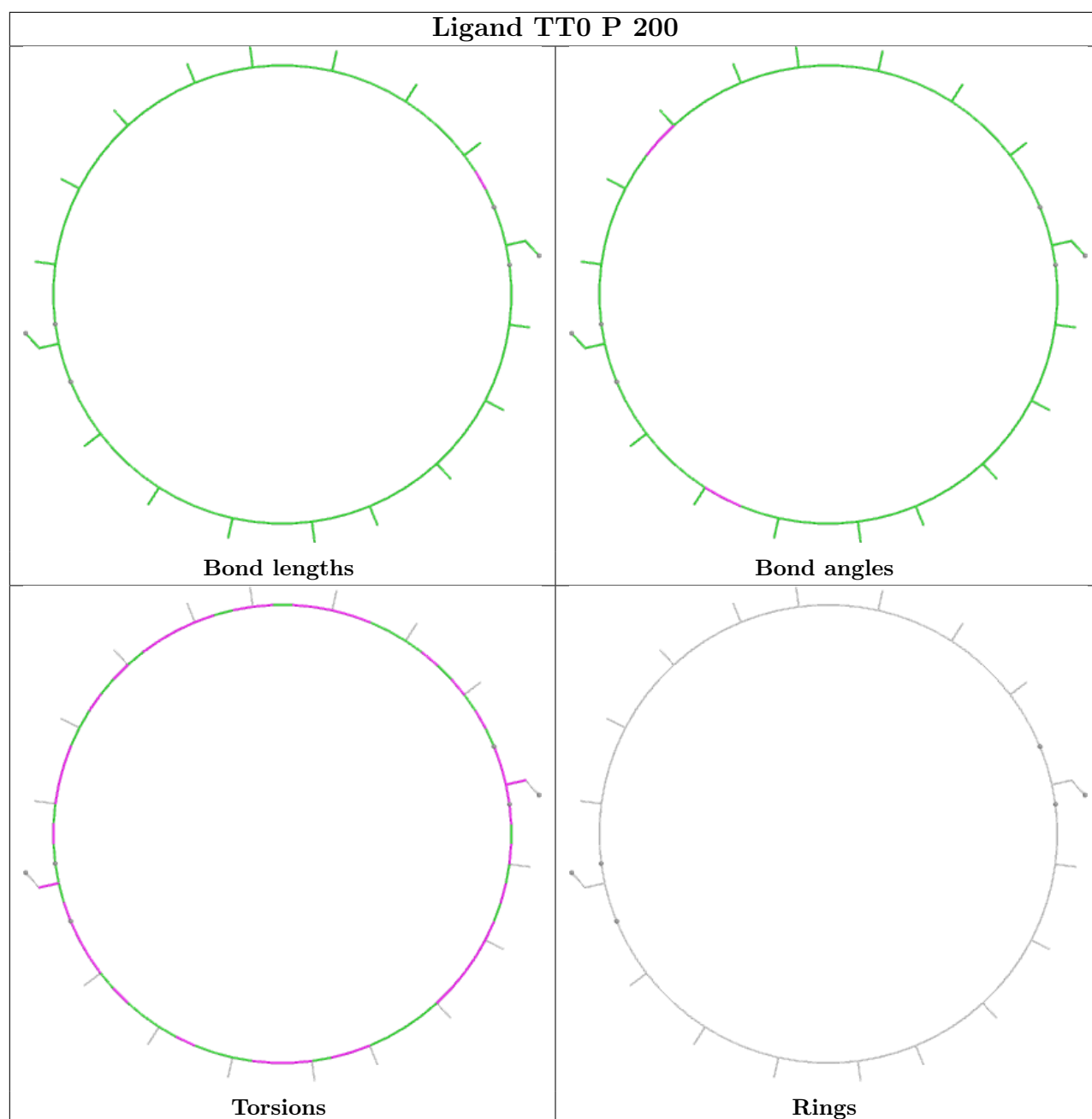












5.7 Other polymers [i](#)

There are no such residues in this entry.

5.8 Polymer linkage issues [i](#)

There are no chain breaks in this entry.


6 Map visualisation [i](#)

This section contains visualisations of the EMDB entry EMD-27413. These allow visual inspection of the internal detail of the map and identification of artifacts.


Images derived from a raw map, generated by summing the deposited half-maps, are presented below the corresponding image components of the primary map to allow further visual inspection and comparison with those of the primary map.

6.1 Orthogonal projections [i](#)


6.1.1 Primary map



X

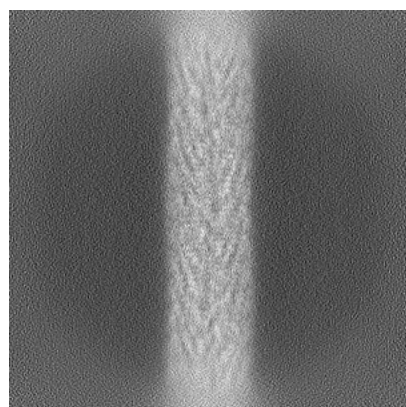


Y




Z


6.1.2 Raw map



X



Y

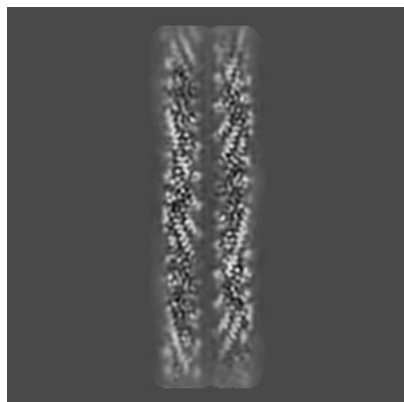


Z


The images above show the map projected in three orthogonal directions.

6.2 Central slices [i](#)

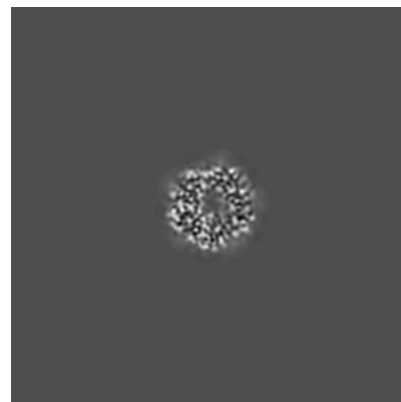
6.2.1 Primary map



X Index: 160

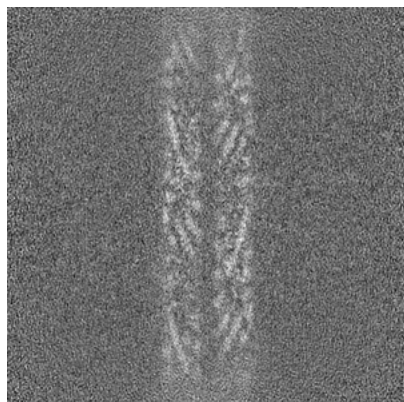


Y Index: 160

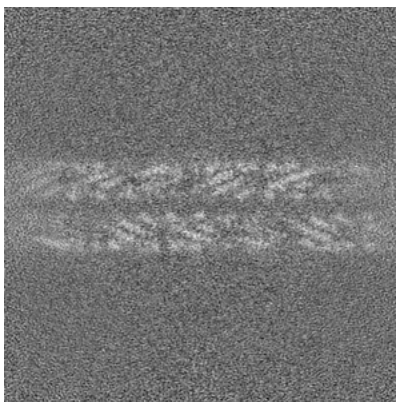


Z Index: 160

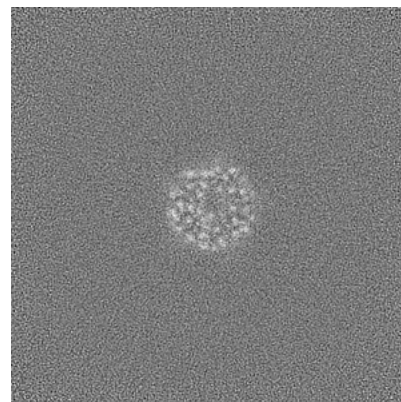
6.2.2 Raw map



X Index: 160



Y Index: 160




Z Index: 160


The images above show central slices of the map in three orthogonal directions.

6.3 Largest variance slices [i](#)

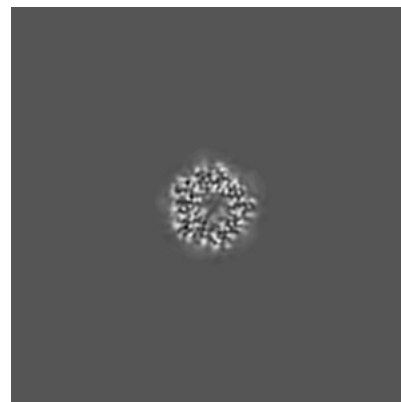
6.3.1 Primary map



X Index: 145




Y Index: 144




Z Index: 203


6.3.2 Raw map



X Index: 0



Y Index: 0




Z Index: 0


The images above show the largest variance slices of the map in three orthogonal directions.

6.4 Orthogonal standard-deviation projections (False-color) [i](#)


6.4.1 Primary map



X




Y




Z

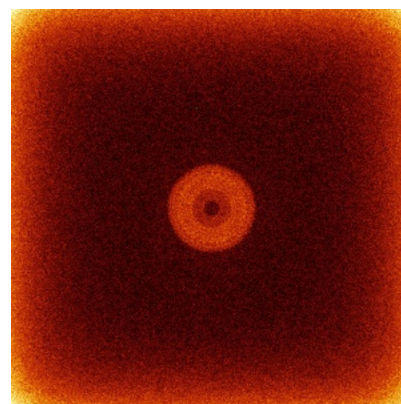
6.4.2 Raw map



X



Y




Z

The images above show the map standard deviation projections with false color in three orthogonal directions. Minimum values are shown in green, max in blue, and dark to light orange shades represent small to large values respectively.


6.5 Orthogonal surface views [i](#)

6.5.1 Primary map



The images above show the 3D surface view of the map at the recommended contour level 0.202. These images, in conjunction with the slice images, may facilitate assessment of whether an appropriate contour level has been provided.

6.5.2 Raw map



These images show the 3D surface of the raw map. The raw map's contour level was selected so that its surface encloses the same volume as the primary map does at its recommended contour level.

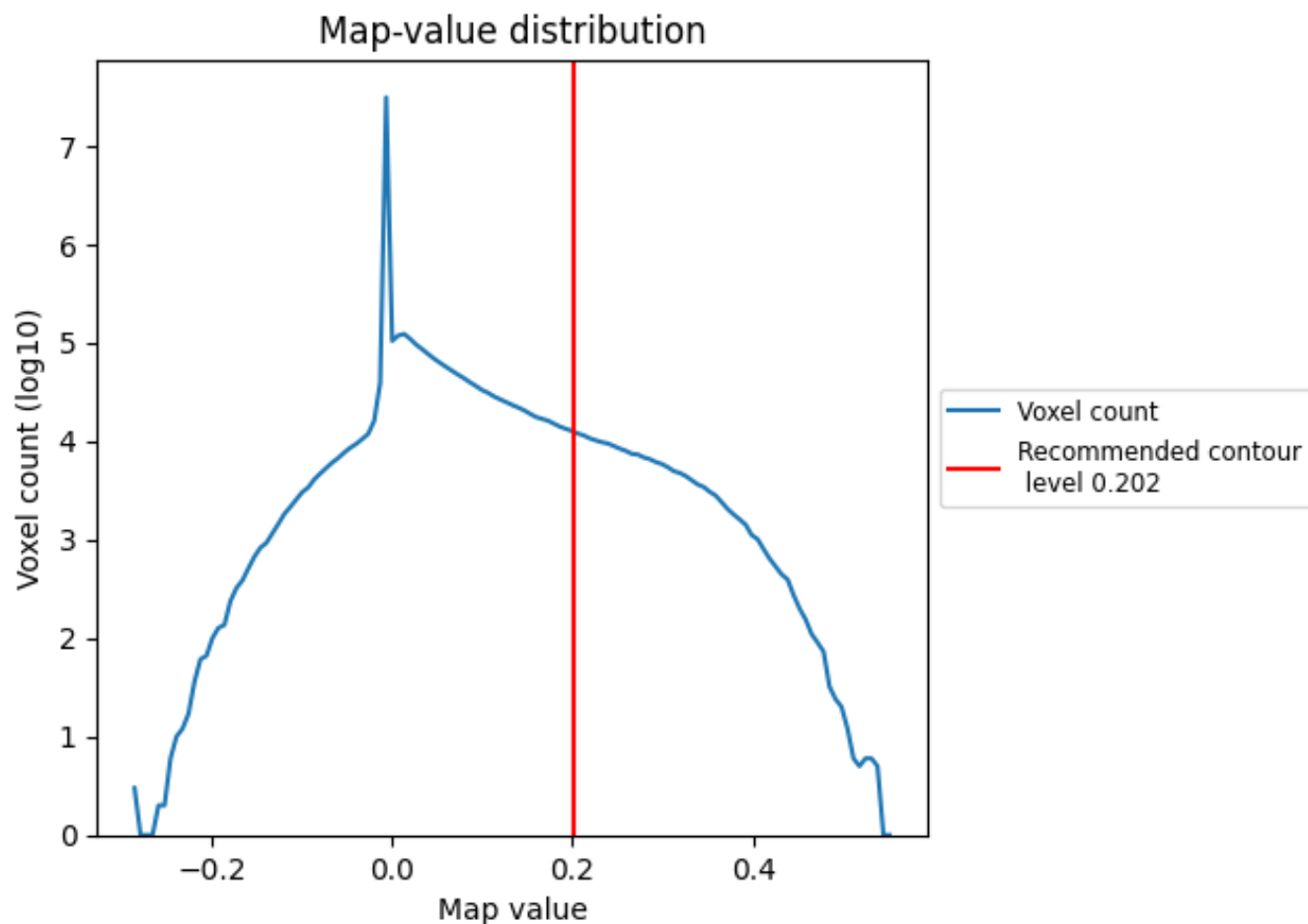
6.6 Mask visualisation [i](#)

This section was not generated. No masks/segmentation were deposited.

7 Map analysis [i](#)

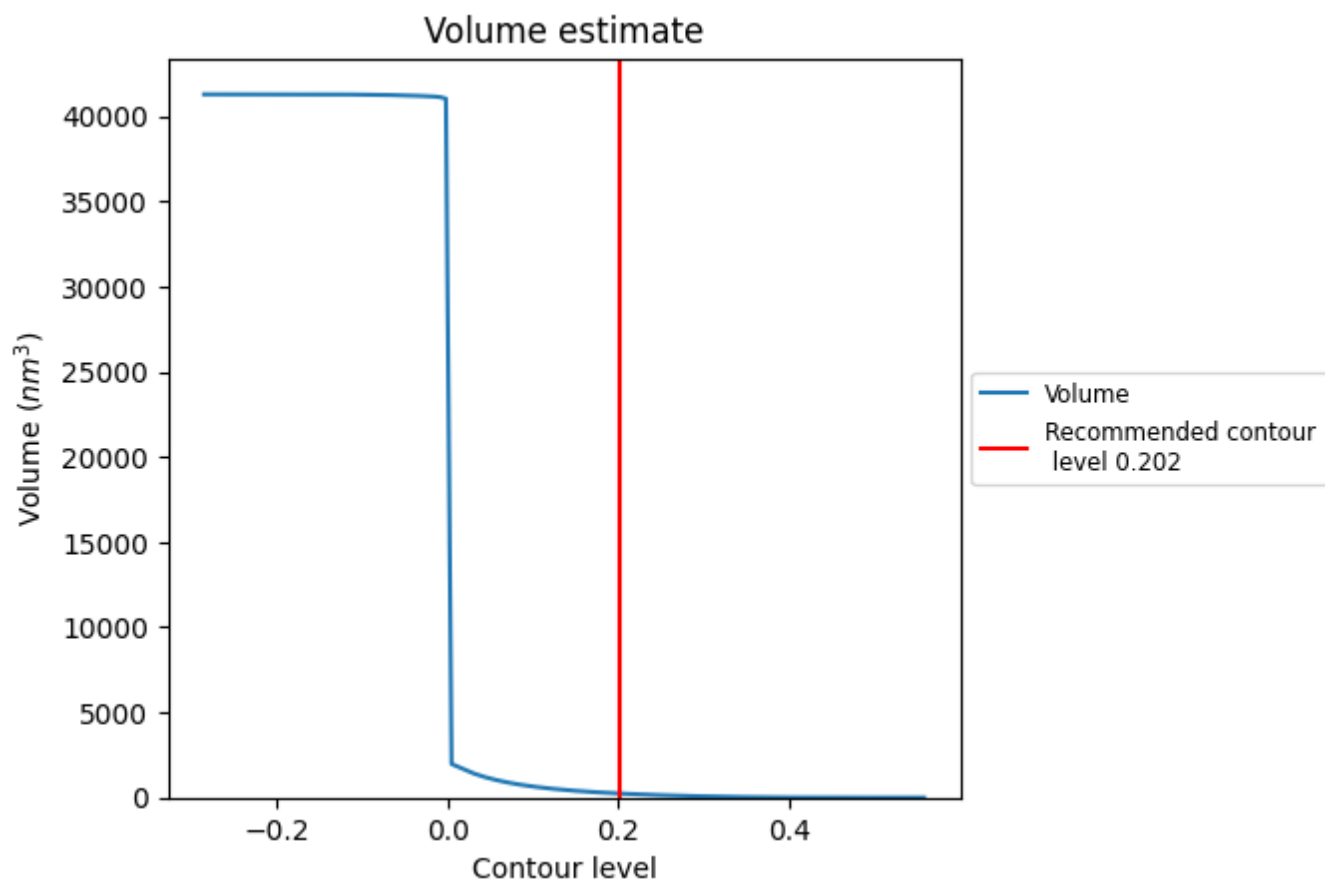
This section contains the results of statistical analysis of the map.

7.1 Map-value distribution [i](#)



The map-value distribution is plotted in 128 intervals along the x-axis. The y-axis is logarithmic. A spike in this graph at zero usually indicates that the volume has been masked.

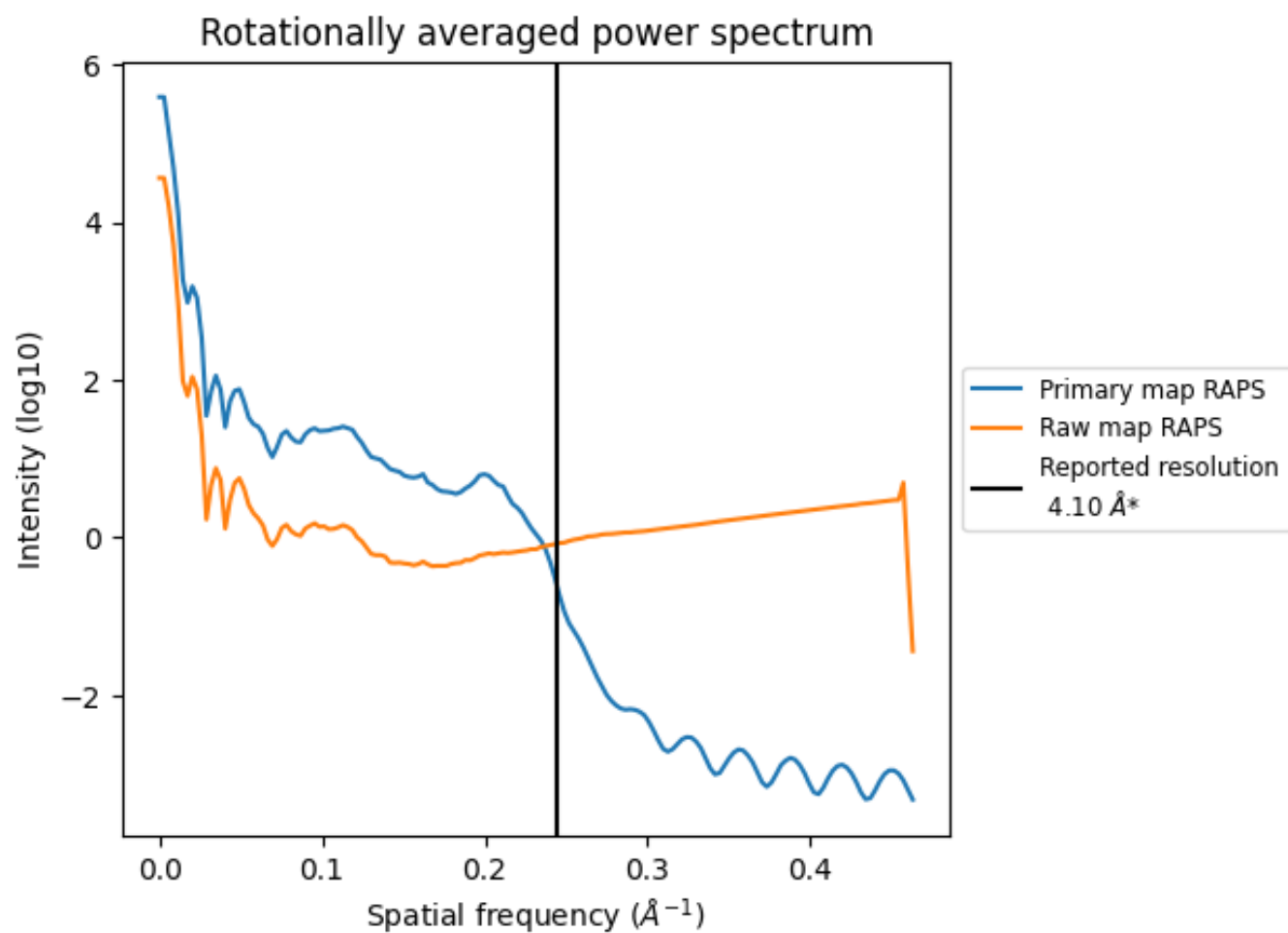
7.2 Volume estimate [i](#)



The volume at the recommended contour level is 237 nm³; this corresponds to an approximate mass of 214 kDa.

The volume estimate graph shows how the enclosed volume varies with the contour level. The recommended contour level is shown as a vertical line and the intersection between the line and the curve gives the volume of the enclosed surface at the given level.

7.3 Rotationally averaged power spectrum ⓘ

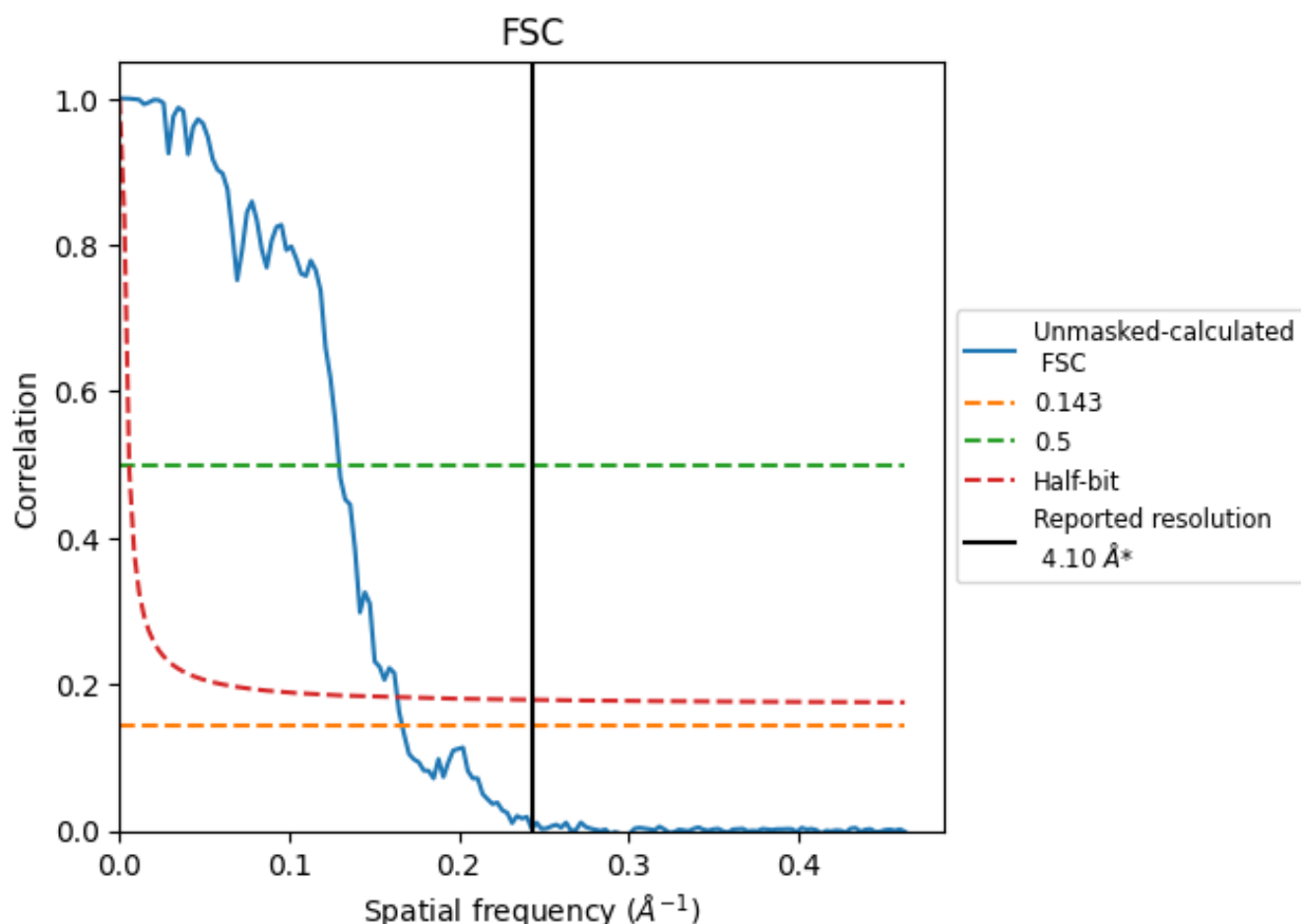


*Reported resolution corresponds to spatial frequency of 0.244 Å⁻¹

8 Fourier-Shell correlation [i](#)

Fourier-Shell Correlation (FSC) is the most commonly used method to estimate the resolution of single-particle and subtomogram-averaged maps. The shape of the curve depends on the imposed symmetry, mask and whether or not the two 3D reconstructions used were processed from a common reference. The reported resolution is shown as a black line. A curve is displayed for the half-bit criterion in addition to lines showing the 0.143 gold standard cut-off and 0.5 cut-off.

8.1 FSC [i](#)



*Reported resolution corresponds to spatial frequency of 0.244 \AA^{-1}

8.2 Resolution estimates [i](#)


Resolution estimate (Å)	Estimation criterion (FSC cut-off)		
	0.143	0.5	Half-bit
Reported by author	4.10	-	-
Author-provided FSC curve	-	-	-
Unmasked-calculated*	6.00	7.72	6.11

*Resolution estimate based on FSC curve calculated by comparison of deposited half-maps. The value from deposited half-maps intersecting FSC 0.143 CUT-OFF 6.00 differs from the reported value 4.1 by more than 10 %

9 Map-model fit [i](#)


This section contains information regarding the fit between EMDB map EMD-27413 and PDB model 8DFT. Per-residue inclusion information can be found in section [3](#) on page [9](#).

9.1 Map-model overlay [i](#)



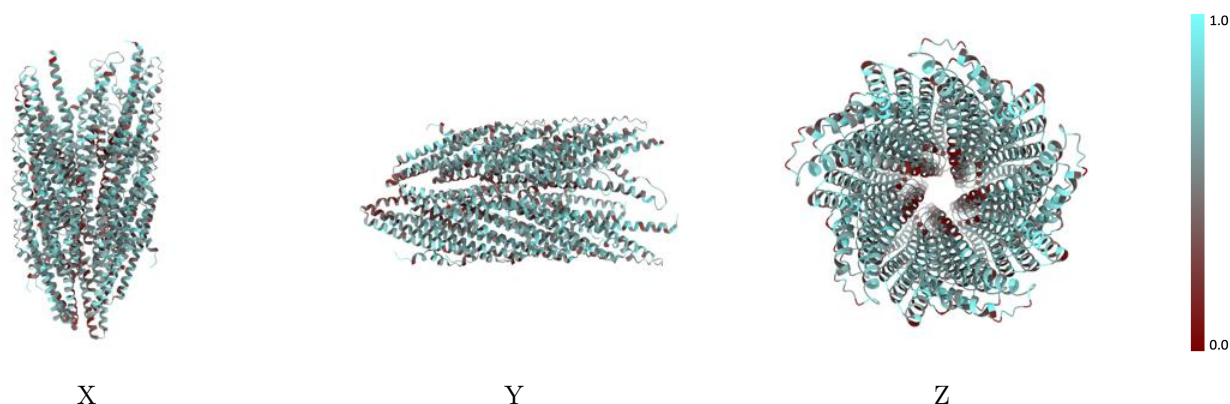
The images above show the 3D surface view of the map at the recommended contour level 0.202 at 50% transparency in yellow overlaid with a ribbon representation of the model coloured in blue. These images allow for the visual assessment of the quality of fit between the atomic model and the map.

9.2 Q-score mapped to coordinate model [i](#)



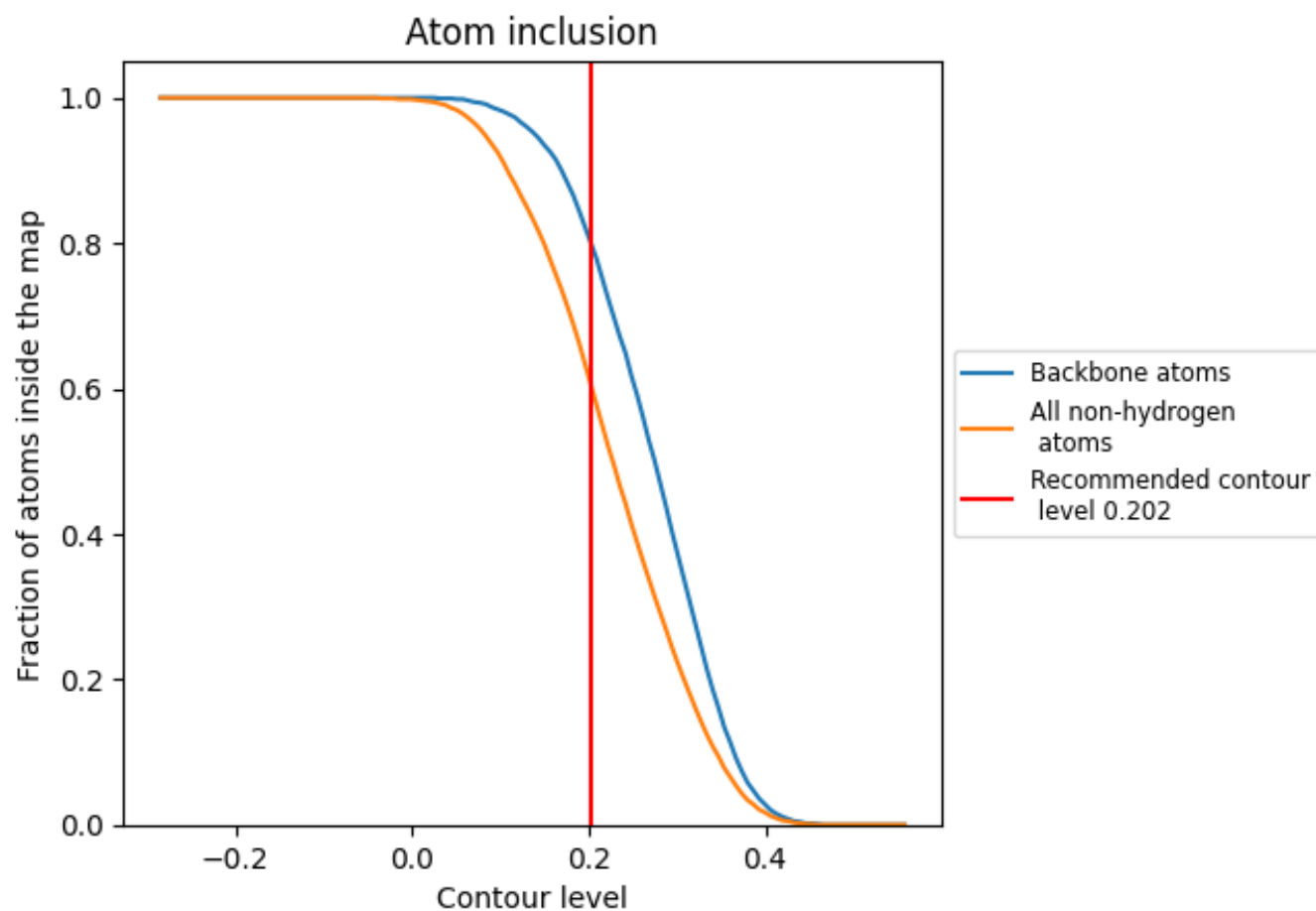
The images above show the model with each residue coloured according to its Q-score. This shows their resolvability in the map with higher Q-score values reflecting better resolvability. Please note: Q-score is calculating the resolvability of atoms, and thus high values are only expected at resolutions at which atoms can be resolved. Low Q-score values may therefore be expected for many entries.

9.3 Atom inclusion mapped to coordinate model [i](#)



The images above show the model with each residue coloured according to its atom inclusion. This shows to what extent they are inside the map at the recommended contour level (0.202).

9.4 Atom inclusion [i](#)



At the recommended contour level, 80% of all backbone atoms, 61% of all non-hydrogen atoms, are inside the map.

9.5 Map-model fit summary ⓘ

The table lists the average atom inclusion at the recommended contour level (0.202) and Q-score for the entire model and for each chain.

Chain	Atom inclusion	Q-score
All	<div></div> 0.6070	<div></div> 0.3840
A	<div></div> 0.6180	<div></div> 0.3900
B	<div></div> 0.5940	<div></div> 0.3820
C	<div></div> 0.5960	<div></div> 0.3860
D	<div></div> 0.6050	<div></div> 0.3840
E	<div></div> 0.6170	<div></div> 0.3830
F	<div></div> 0.6040	<div></div> 0.3820
G	<div></div> 0.5920	<div></div> 0.3810
H	<div></div> 0.5930	<div></div> 0.3830
I	<div></div> 0.6060	<div></div> 0.3790
J	<div></div> 0.6070	<div></div> 0.3830
K	<div></div> 0.6130	<div></div> 0.3850
L	<div></div> 0.6070	<div></div> 0.3860
M	<div></div> 0.6140	<div></div> 0.3890
N	<div></div> 0.6140	<div></div> 0.3860
O	<div></div> 0.6090	<div></div> 0.3830
P	<div></div> 0.6050	<div></div> 0.3890
Q	<div></div> 0.5940	<div></div> 0.3810
R	<div></div> 0.6210	<div></div> 0.3870
S	<div></div> 0.6170	<div></div> 0.3780
T	<div></div> 0.6130	<div></div> 0.3800

