



## Full wwPDB EM Validation Report ⓘ

Oct 21, 2024 – 01:01 PM JST

PDB ID : 7CAI  
EMDB ID : EMD-30332  
Title : SARS-CoV-2 S trimer with two RBDs in the open state and complexed with two H014 Fab  
Authors : Zhe, L.; Cao, L.; Deng, Y.; Sun, Y.; Wang, N.; Xie, L.; Wang, Y.; Rao, Z.; Qin, C.; Wang, X.  
Deposited on : 2020-06-08  
Resolution : 3.49 Å(reported)

This is a Full wwPDB EM Validation Report for a publicly released PDB entry.

We welcome your comments at [validation@mail.wwpdb.org](mailto:validation@mail.wwpdb.org)

A user guide is available at

<https://www.wwpdb.org/validation/2017/EMValidationReportHelp>  
with specific help available everywhere you see the ⓘ symbol.

The types of validation reports are described at

<http://www.wwpdb.org/validation/2017/FAQs#types>.

---

The following versions of software and data (see [references ⓘ](#)) were used in the production of this report:

EMDB validation analysis : 0.0.1.dev113  
Mogul : 1.8.5 (274361), CSD as541be (2020)  
MolProbity : 4.02b-467  
buster-report : 1.1.7 (2018)  
Percentile statistics : 20231227.v01 (using entries in the PDB archive December 27th 2023)  
MapQ : 1.9.13  
Ideal geometry (proteins) : Engh & Huber (2001)  
Ideal geometry (DNA, RNA) : Parkinson et al. (1996)  
Validation Pipeline (wwPDB-VP) : 2.39

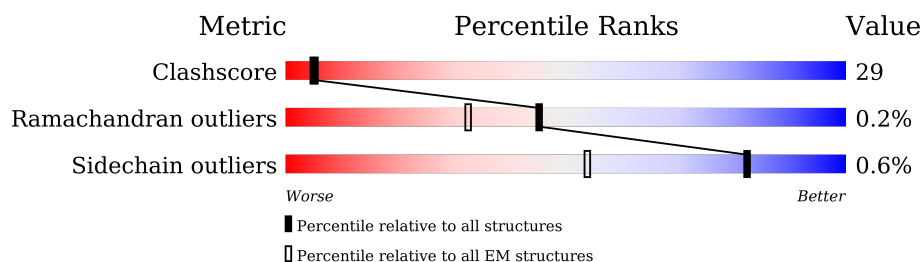
# 1 Overall quality at a glance

The following experimental techniques were used to determine the structure:

*ELECTRON MICROSCOPY*

The reported resolution of this entry is 3.49 Å.

Percentile scores (ranging between 0-100) for global validation metrics of the entry are shown in the following graphic. The table shows the number of entries on which the scores are based.



Metric	Whole archive (#Entries)	EM structures (#Entries)
Clashscore	210492	15764
Ramachandran outliers	207382	16835
Sidechain outliers	206894	16415

The table below summarises the geometric issues observed across the polymeric chains and their fit to the map. The red, orange, yellow and green segments of the bar indicate the fraction of residues that contain outliers for  $\geq 3$ , 2, 1 and 0 types of geometric quality criteria respectively. A grey segment represents the fraction of residues that are not modelled. The numeric value for each fraction is indicated below the corresponding segment, with a dot representing fractions  $\leq 5\%$ . The upper red bar (where present) indicates the fraction of residues that have poor fit to the EM map (all-atom inclusion  $< 40\%$ ). The numeric value is given above the bar.

Mol	Chain	Length	Quality of chain
1	A	1208	
1	B	1208	
1	C	1208	
2	D	210	
2	F	210	
3	E	223	
3	G	223	
4	H	2	

*Continued on next page...*

*Continued from previous page...*

Mol	Chain	Length	Quality of chain
4	I	2	 100%
4	J	2	 50% 50%
4	K	2	 100%
4	L	2	 100%
4	M	2	 50% 50%
4	N	2	 100%
4	O	2	 50% 100%
4	P	2	 100%
4	Q	2	 50% 50%
4	R	2	 50% 50%
4	S	2	 50% 50%
4	T	2	 50% 50%
4	U	2	 50% 50%
4	V	2	 50% 100%

## 2 Entry composition

There are 5 unique types of molecules in this entry. The entry contains 31266 atoms, of which 0 are hydrogens and 0 are deuteriums.

In the tables below, the AltConf column contains the number of residues with at least one atom in alternate conformation and the Trace column contains the number of residues modelled with at most 2 atoms.

- Molecule 1 is a protein called Spike glycoprotein.

Mol	Chain	Residues	Atoms					AltConf	Trace
1	A	1023	Total	C	N	O	S	0	0
			7993	5104	1330	1523	36		
1	B	1023	Total	C	N	O	S	0	0
			7995	5107	1331	1523	34		
1	C	1023	Total	C	N	O	S	0	0
			8000	5110	1331	1523	36		

There are 24 discrepancies between the modelled and reference sequences:

Chain	Residue	Modelled	Actual	Comment	Reference
A	682	GLY	ARG	engineered mutation	UNP P0DTC2
A	683	SER	ARG	engineered mutation	UNP P0DTC2
A	685	SER	ARG	engineered mutation	UNP P0DTC2
A	835	MET	LYS	engineered mutation	UNP P0DTC2
A	844	MET	ILE	engineered mutation	UNP P0DTC2
A	846	TYR	ALA	engineered mutation	UNP P0DTC2
A	986	PRO	LYS	engineered mutation	UNP P0DTC2
A	987	PRO	VAL	engineered mutation	UNP P0DTC2
B	682	GLY	ARG	engineered mutation	UNP P0DTC2
B	683	SER	ARG	engineered mutation	UNP P0DTC2
B	685	SER	ARG	engineered mutation	UNP P0DTC2
B	835	MET	LYS	engineered mutation	UNP P0DTC2
B	844	MET	ILE	engineered mutation	UNP P0DTC2
B	846	TYR	ALA	engineered mutation	UNP P0DTC2
B	986	PRO	LYS	engineered mutation	UNP P0DTC2
B	987	PRO	VAL	engineered mutation	UNP P0DTC2
C	682	GLY	ARG	engineered mutation	UNP P0DTC2
C	683	SER	ARG	engineered mutation	UNP P0DTC2
C	685	SER	ARG	engineered mutation	UNP P0DTC2
C	835	MET	LYS	engineered mutation	UNP P0DTC2
C	844	MET	ILE	engineered mutation	UNP P0DTC2
C	846	TYR	ALA	engineered mutation	UNP P0DTC2
C	986	PRO	LYS	engineered mutation	UNP P0DTC2
C	987	PRO	VAL	engineered mutation	UNP P0DTC2

- Molecule 2 is a protein called Light chain of H014 Fab.

Mol	Chain	Residues	Atoms					AltConf	Trace
2	D	207	Total	C	N	O	S	1	0
			1611	1019	264	324	4		
2	F	207	Total	C	N	O	S	1	0
			1611	1019	264	324	4		

- Molecule 3 is a protein called Heavy chain of H014 Fab.

Mol	Chain	Residues	Atoms					AltConf	Trace
3	E	214	Total	C	N	O	S	0	0
			1608	1025	257	320	6		
3	G	214	Total	C	N	O	S	0	0
			1608	1025	257	320	6		

- Molecule 4 is an oligosaccharide called 2-acetamido-2-deoxy-beta-D-glucopyranose-(1-4)-2-acetamido-2-deoxy-beta-D-glucopyranose.



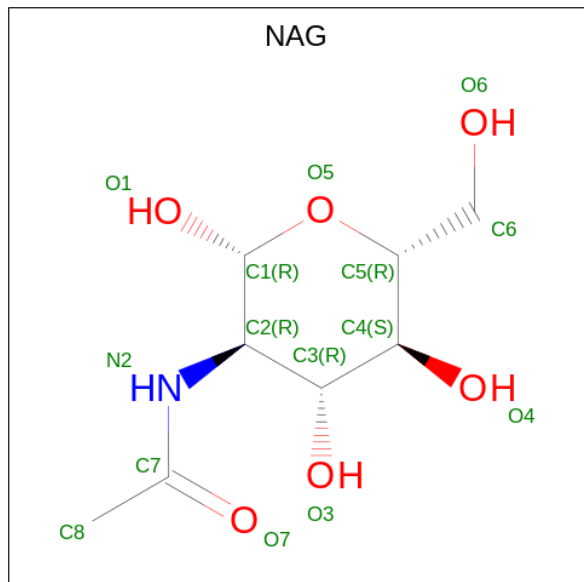
Mol	Chain	Residues	Atoms				AltConf	Trace
4	H	2	Total	C	N	O	0	0
			28	16	2	10		
4	I	2	Total	C	N	O	0	0
			28	16	2	10		
4	J	2	Total	C	N	O	0	0
			28	16	2	10		
4	K	2	Total	C	N	O	0	0
			28	16	2	10		
4	L	2	Total	C	N	O	0	0
			28	16	2	10		
4	M	2	Total	C	N	O	0	0
			28	16	2	10		
4	N	2	Total	C	N	O	0	0
			28	16	2	10		
4	O	2	Total	C	N	O	0	0
			28	16	2	10		
4	P	2	Total	C	N	O	0	0
			28	16	2	10		
4	Q	2	Total	C	N	O	0	0
			28	16	2	10		

*Continued on next page...*

Continued from previous page...

Mol	Chain	Residues	Atoms				AltConf	Trace
4	R	2	Total	C	N	O	0	0
			28	16	2	10		
4	S	2	Total	C	N	O	0	0
			28	16	2	10		
4	T	2	Total	C	N	O	0	0
			28	16	2	10		
4	U	2	Total	C	N	O	0	0
			28	16	2	10		
4	V	2	Total	C	N	O	0	0
			28	16	2	10		

- Molecule 5 is 2-acetamido-2-deoxy-beta-D-glucopyranose (three-letter code: NAG) (formula:  $C_8H_{15}NO_6$ ) (labeled as "Ligand of Interest" by depositor).



Mol	Chain	Residues	Atoms				AltConf
5	A	1	Total	C	N	O	0
			14	8	1	5	
5	A	1	Total	C	N	O	0
			14	8	1	5	
5	A	1	Total	C	N	O	0
			14	8	1	5	
5	A	1	Total	C	N	O	0
			14	8	1	5	
5	A	1	Total	C	N	O	0
			14	8	1	5	
5	A	1	Total	C	N	O	0
			14	8	1	5	

Continued on next page...

*Continued from previous page...*

Mol	Chain	Residues	Atoms				AltConf
5	A	1	Total	C	N	O	0
			14	8	1	5	
5	A	1	Total	C	N	O	0
			14	8	1	5	
5	A	1	Total	C	N	O	0
			14	8	1	5	
5	A	1	Total	C	N	O	0
			14	8	1	5	
5	B	1	Total	C	N	O	0
			14	8	1	5	
5	B	1	Total	C	N	O	0
			14	8	1	5	
5	B	1	Total	C	N	O	0
			14	8	1	5	
5	B	1	Total	C	N	O	0
			14	8	1	5	
5	B	1	Total	C	N	O	0
			14	8	1	5	
5	B	1	Total	C	N	O	0
			14	8	1	5	
5	B	1	Total	C	N	O	0
			14	8	1	5	
5	B	1	Total	C	N	O	0
			14	8	1	5	
5	B	1	Total	C	N	O	0
			14	8	1	5	
5	C	1	Total	C	N	O	0
			14	8	1	5	
5	C	1	Total	C	N	O	0
			14	8	1	5	
5	C	1	Total	C	N	O	0
			14	8	1	5	
5	C	1	Total	C	N	O	0
			14	8	1	5	
5	C	1	Total	C	N	O	0
			14	8	1	5	
5	C	1	Total	C	N	O	0
			14	8	1	5	

*Continued on next page...*

*Continued from previous page...*

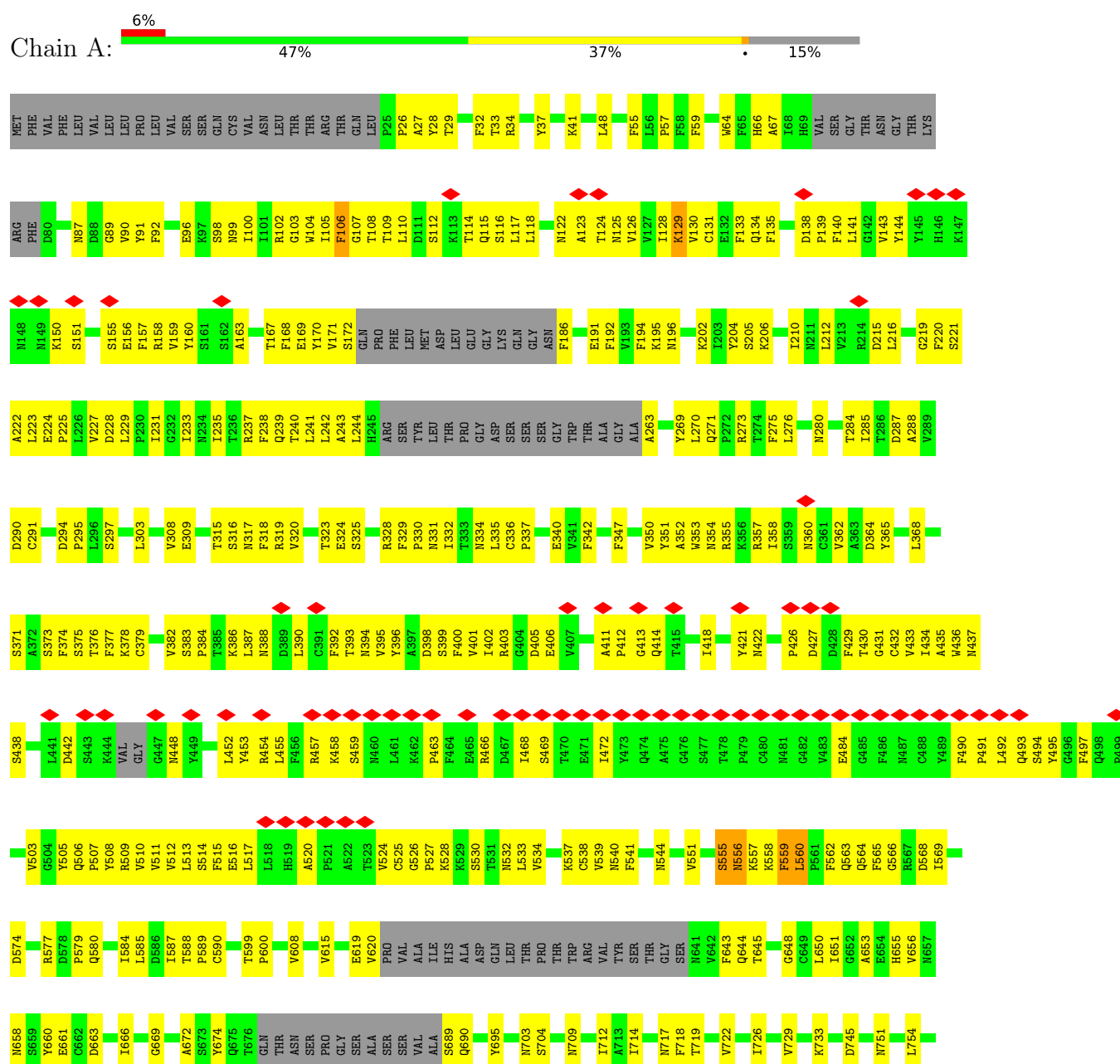
Mol	Chain	Residues	Atoms				AltConf
5	C	1	Total	C	N	O	0
			14	8	1	5	
5	C	1	Total	C	N	O	0
			14	8	1	5	
5	C	1	Total	C	N	O	0
			14	8	1	5	

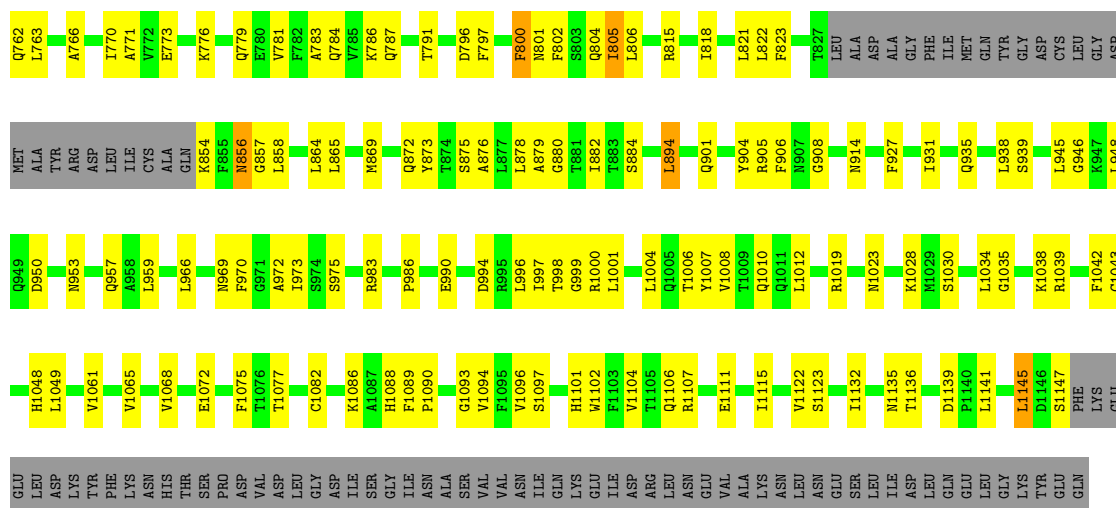


### 3 Residue-property plots

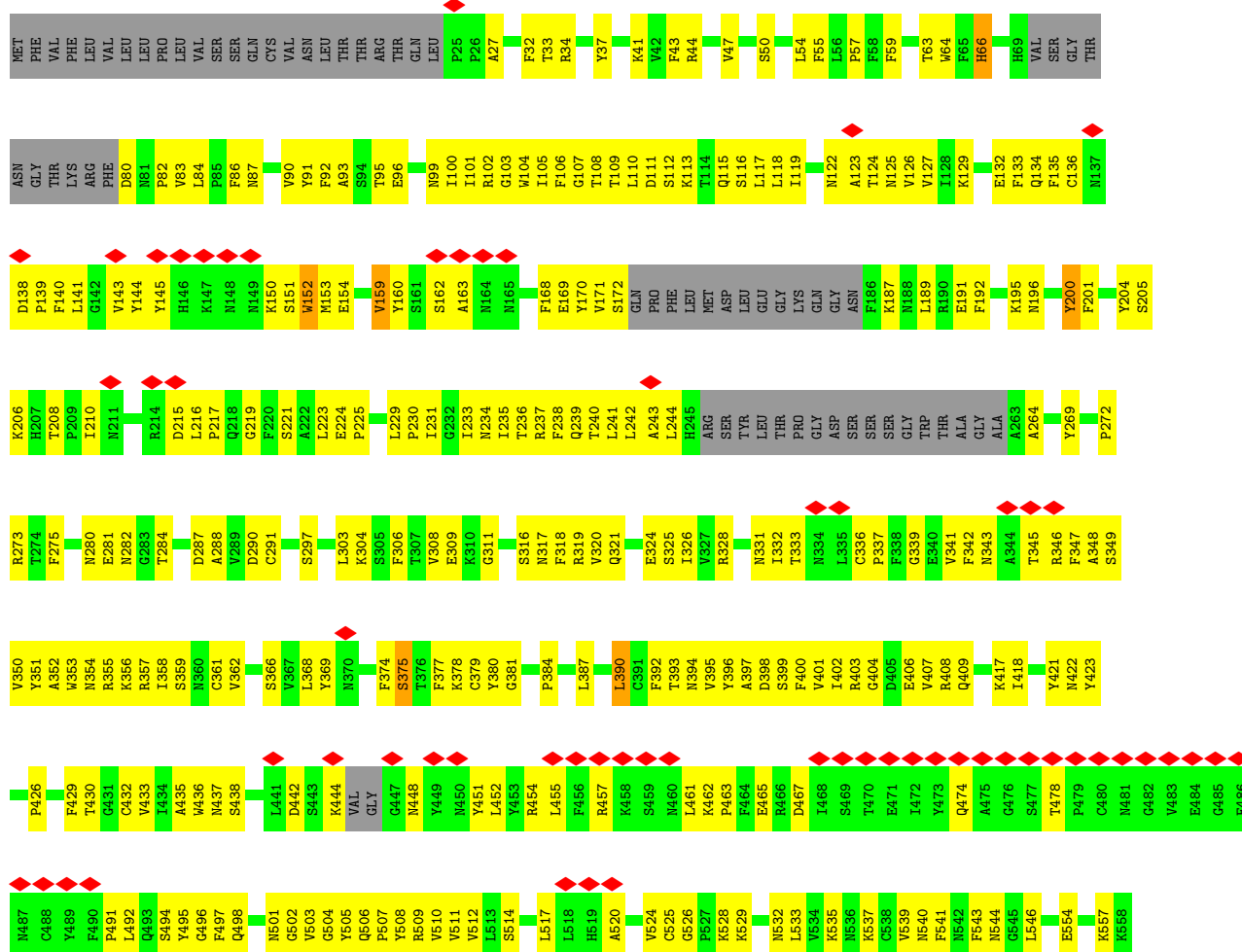
These plots are drawn for all protein, RNA, DNA and oligosaccharide chains in the entry. The first graphic for a chain summarises the proportions of the various outlier classes displayed in the second graphic. The second graphic shows the sequence view annotated by issues in geometry and atom inclusion in map density. Residues are color-coded according to the number of geometric quality criteria for which they contain at least one outlier: green = 0, yellow = 1, orange = 2 and red = 3 or more. A red diamond above a residue indicates a poor fit to the EM map for this residue (all-atom inclusion < 40%). Stretches of 2 or more consecutive residues without any outlier are shown as a green connector. Residues present in the sample, but not in the model, are shown in grey.

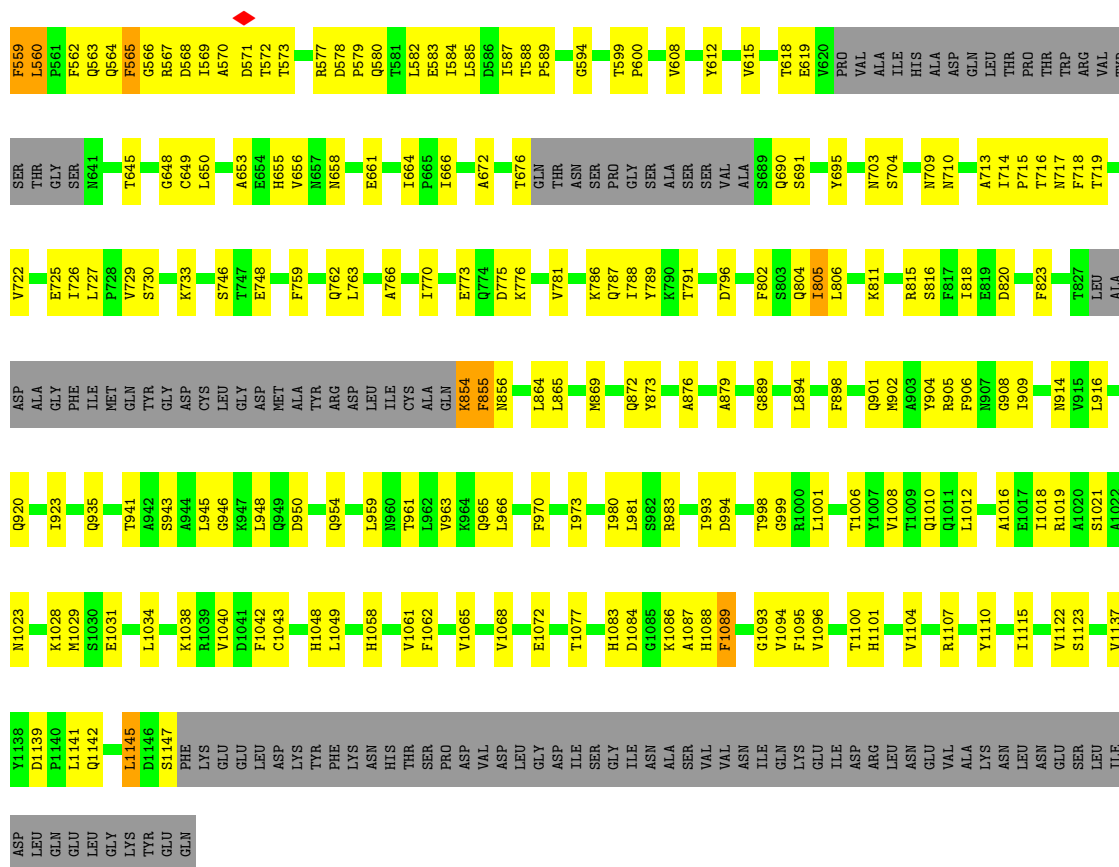
#### • Molecule 1: Spike glycoprotein



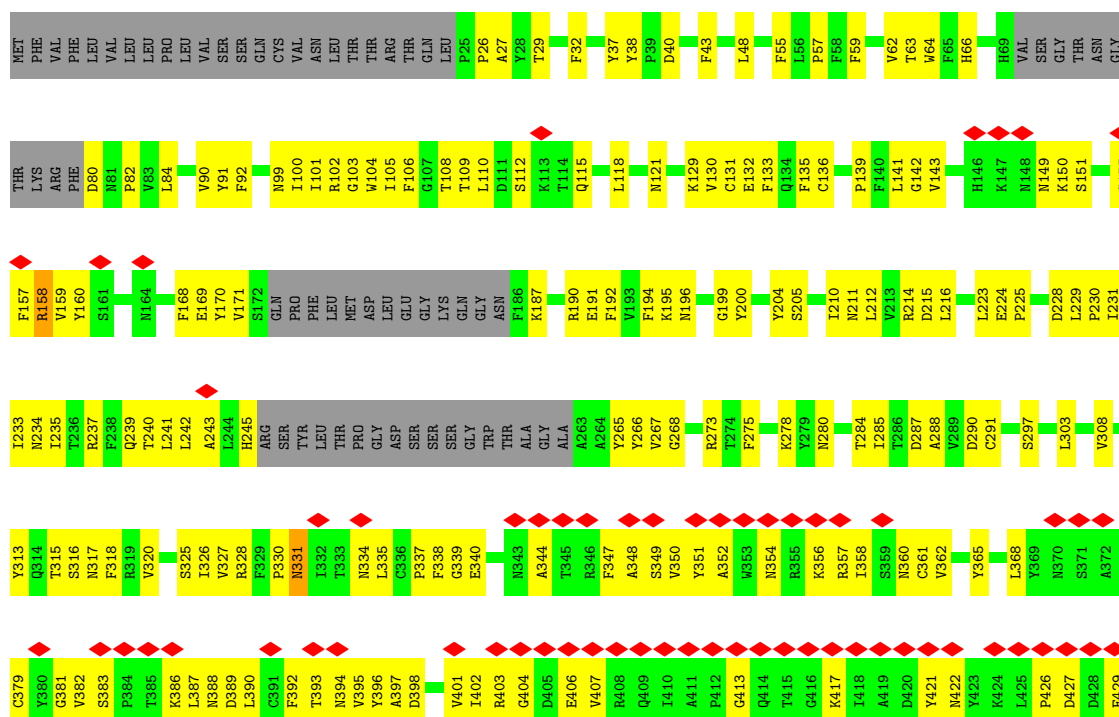


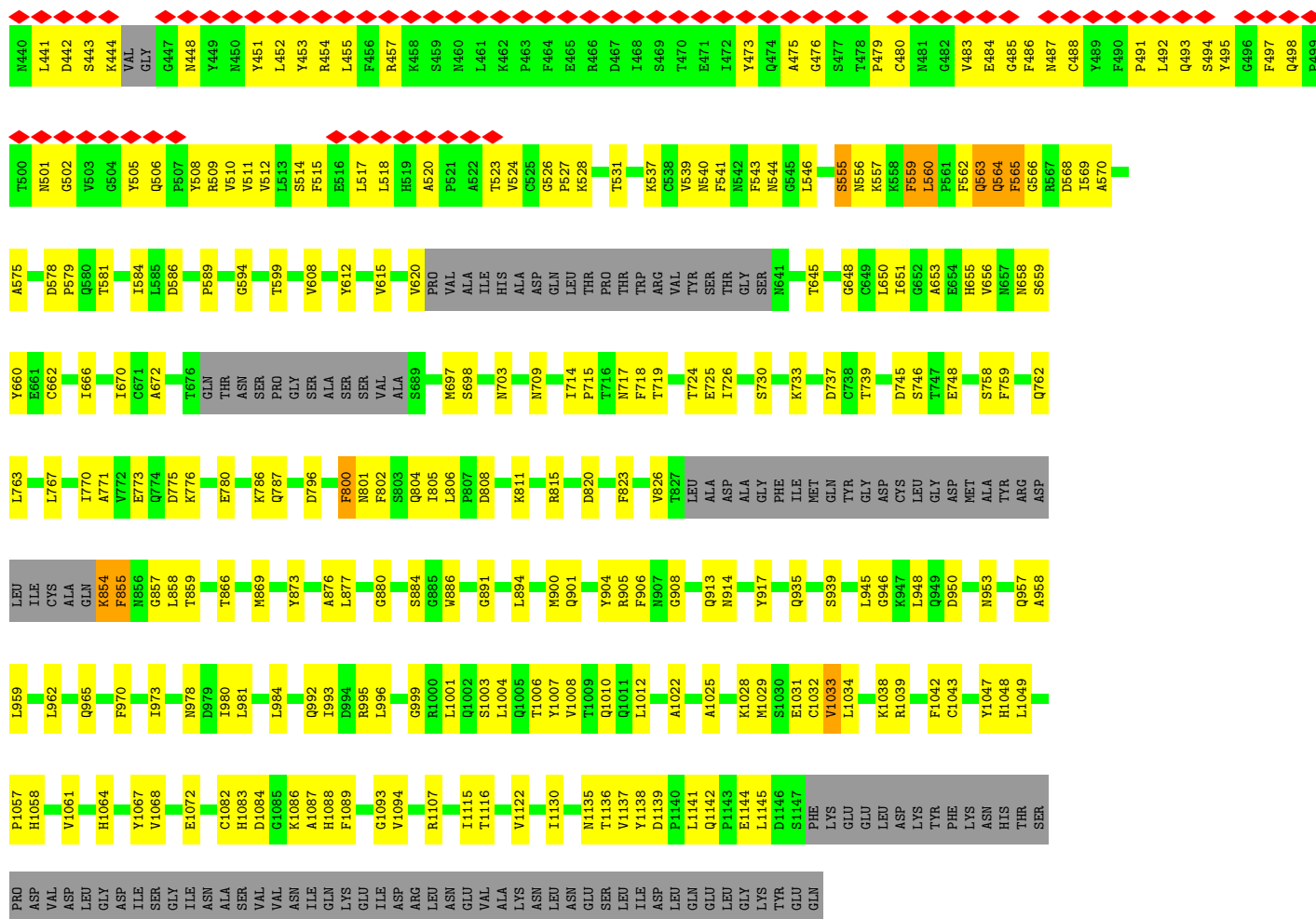
### • Molecule 1: Spike glycoprotein



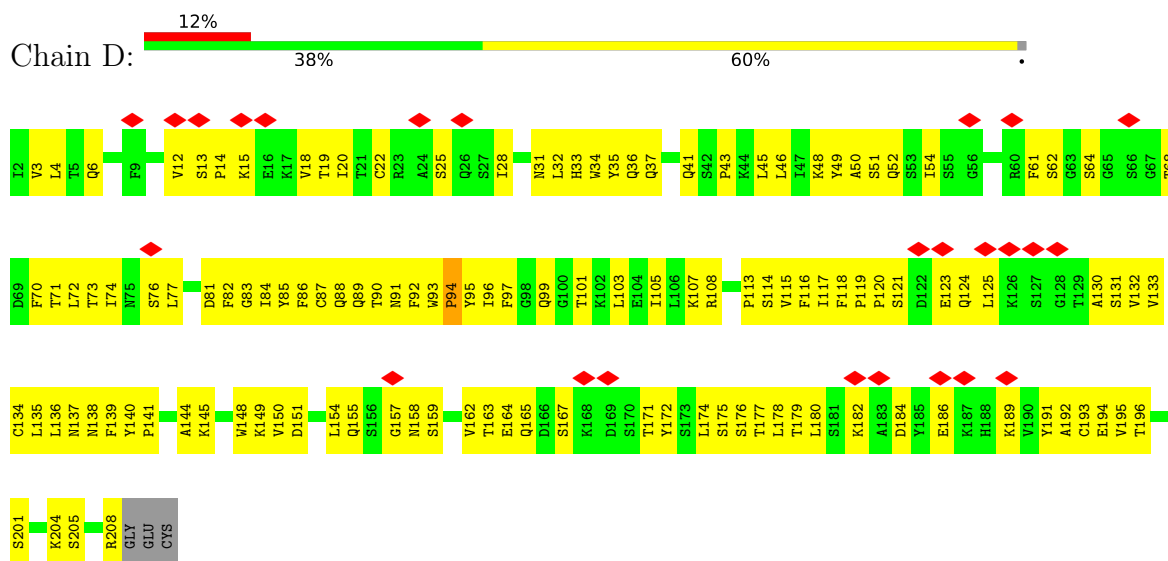


### • Molecule 1: Spike glycoprotein



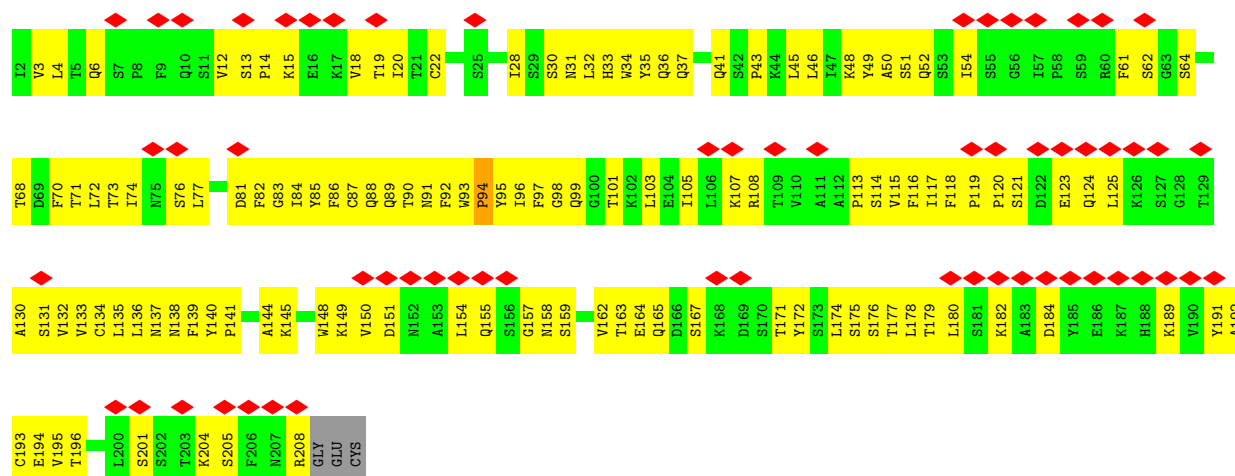


• Molecule 2: Light chain of H014 Fab

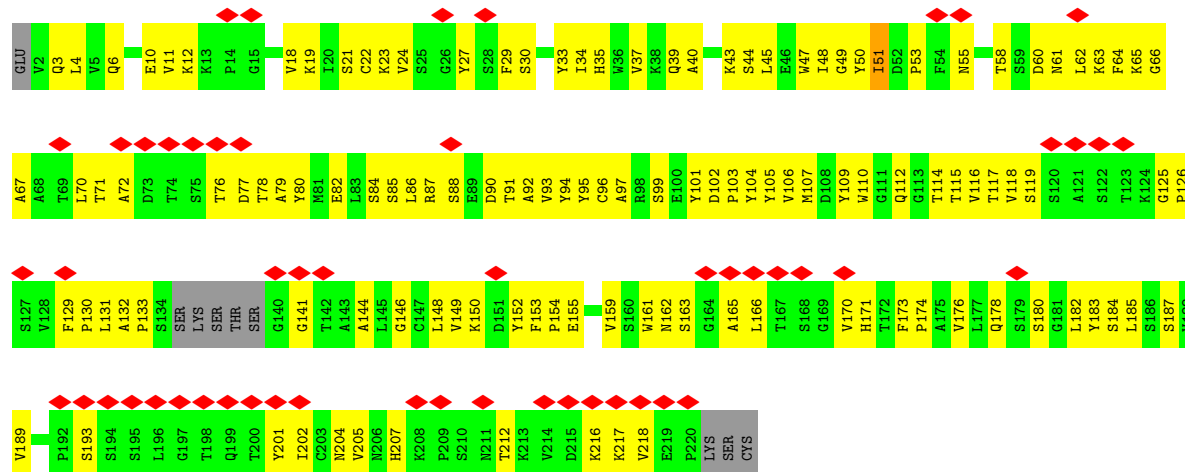


• Molecule 2: Light chain of H014 Fab

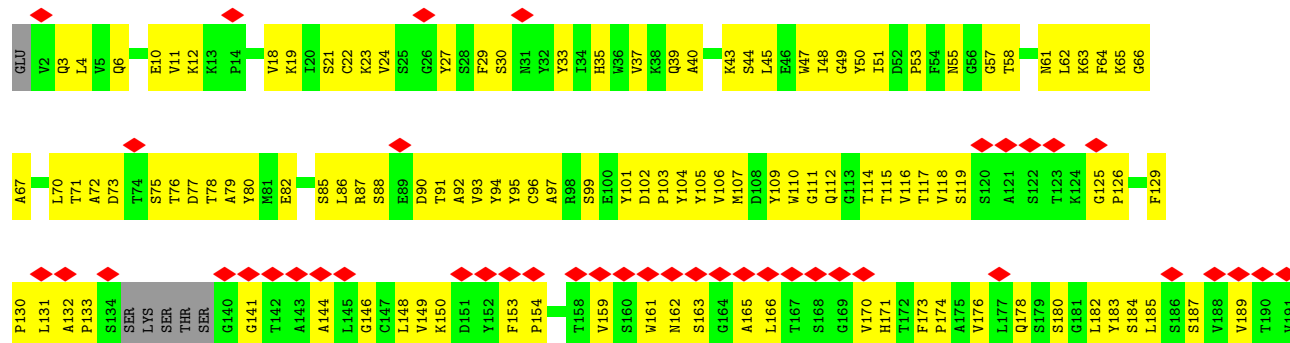
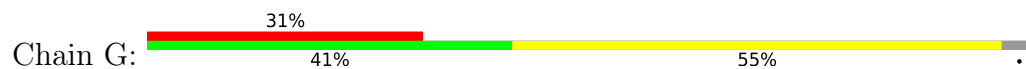




• Molecule 3: Heavy chain of H014 Fab



• Molecule 3: Heavy chain of H014 Fab





- Molecule 4: 2-acetamido-2-deoxy-beta-D-glucopyranose-(1-4)-2-acetamido-2-deoxy-beta-D-glucopyranose



- Molecule 4: 2-acetamido-2-deoxy-beta-D-glucopyranose-(1-4)-2-acetamido-2-deoxy-beta-D-glucopyranose



- Molecule 4: 2-acetamido-2-deoxy-beta-D-glucopyranose-(1-4)-2-acetamido-2-deoxy-beta-D-glucopyranose



- Molecule 4: 2-acetamido-2-deoxy-beta-D-glucopyranose-(1-4)-2-acetamido-2-deoxy-beta-D-glucopyranose



- Molecule 4: 2-acetamido-2-deoxy-beta-D-glucopyranose-(1-4)-2-acetamido-2-deoxy-beta-D-glucopyranose



- Molecule 4: 2-acetamido-2-deoxy-beta-D-glucopyranose-(1-4)-2-acetamido-2-deoxy-beta-D-glucopyranose





- Molecule 4: 2-acetamido-2-deoxy-beta-D-glucopyranose-(1-4)-2-acetamido-2-deoxy-beta-D-glucopyranose

Chain N:  100%



- Molecule 4: 2-acetamido-2-deoxy-beta-D-glucopyranose-(1-4)-2-acetamido-2-deoxy-beta-D-glucopyranose

Chain O:  50% 100%



- Molecule 4: 2-acetamido-2-deoxy-beta-D-glucopyranose-(1-4)-2-acetamido-2-deoxy-beta-D-glucopyranose

Chain P:  100%



- Molecule 4: 2-acetamido-2-deoxy-beta-D-glucopyranose-(1-4)-2-acetamido-2-deoxy-beta-D-glucopyranose

Chain Q:  50% 50%



- Molecule 4: 2-acetamido-2-deoxy-beta-D-glucopyranose-(1-4)-2-acetamido-2-deoxy-beta-D-glucopyranose

Chain R:  100% 50% 50%



- Molecule 4: 2-acetamido-2-deoxy-beta-D-glucopyranose-(1-4)-2-acetamido-2-deoxy-beta-D-glucopyranose

Chain S:  50% 50%



- Molecule 4: 2-acetamido-2-deoxy-beta-D-glucopyranose-(1-4)-2-acetamido-2-deoxy-beta-D-glucopyranose



- Molecule 4: 2-acetamido-2-deoxy-beta-D-glucopyranose-(1-4)-2-acetamido-2-deoxy-beta-D-glucopyranose



- Molecule 4: 2-acetamido-2-deoxy-beta-D-glucopyranose-(1-4)-2-acetamido-2-deoxy-beta-D-glucopyranose





## 4 Experimental information

Property	Value	Source
EM reconstruction method	SINGLE PARTICLE	Depositor
Imposed symmetry	POINT, Not provided	
Number of particles used	136519	Depositor
Resolution determination method	FSC 0.143 CUT-OFF	Depositor
CTF correction method	PHASE FLIPPING AND AMPLITUDE CORRECTION	Depositor
Microscope	FEI TITAN KRIOS	Depositor
Voltage (kV)	300	Depositor
Electron dose ( $e^-/\text{\AA}^2$ )	60	Depositor
Minimum defocus (nm)	Not provided	
Maximum defocus (nm)	Not provided	
Magnification	Not provided	
Image detector	GATAN K2 QUANTUM (4k x 4k)	Depositor
Maximum map value	0.060	Depositor
Minimum map value	-0.026	Depositor
Average map value	0.000	Depositor
Map value standard deviation	0.001	Depositor
Recommended contour level	0.0065	Depositor
Map size (Å)	416.0, 416.0, 416.0	wwPDB
Map dimensions	400, 400, 400	wwPDB
Map angles (°)	90.0, 90.0, 90.0	wwPDB
Pixel spacing (Å)	1.04, 1.04, 1.04	Depositor

## 5 Model quality ⓘ

### 5.1 Standard geometry ⓘ

Bond lengths and bond angles in the following residue types are not validated in this section: NAG

The Z score for a bond length (or angle) is the number of standard deviations the observed value is removed from the expected value. A bond length (or angle) with  $|Z| > 5$  is considered an outlier worth inspection. RMSZ is the root-mean-square of all Z scores of the bond lengths (or angles).

Mol	Chain	Bond lengths		Bond angles	
		RMSZ	$\# Z  > 5$	RMSZ	$\# Z  > 5$
1	A	0.63	0/8178	0.63	2/11131 (0.0%)
1	B	0.65	2/8180 (0.0%)	0.64	2/11133 (0.0%)
1	C	0.63	1/8185 (0.0%)	0.62	2/11139 (0.0%)
2	D	0.34	0/1648	0.57	0/2237
2	F	0.34	0/1648	0.57	0/2237
3	E	0.34	0/1650	0.56	1/2253 (0.0%)
3	G	0.34	0/1650	0.56	1/2253 (0.0%)
All	All	0.59	3/31139 (0.0%)	0.62	8/42383 (0.0%)

Chiral center outliers are detected by calculating the chiral volume of a chiral center and verifying if the center is modelled as a planar moiety or with the opposite hand. A planarity outlier is detected by checking planarity of atoms in a peptide group, atoms in a mainchain group or atoms of a sidechain that are expected to be planar.

Mol	Chain	#Chirality outliers	#Planarity outliers
1	A	0	5
1	B	0	6
1	C	0	4
2	D	0	1
2	F	0	1
3	E	0	1
3	G	0	1
All	All	0	19

All (3) bond length outliers are listed below:

Mol	Chain	Res	Type	Atoms	Z	Observed(Å)	Ideal(Å)
1	B	336	CYS	C-N	12.72	1.58	1.34
1	B	320	VAL	C-N	-5.60	1.21	1.34
1	C	320	VAL	C-N	-5.14	1.22	1.34

All (8) bond angle outliers are listed below:

Mol	Chain	Res	Type	Atoms	Z	Observed(°)	Ideal(°)
1	A	805	ILE	C-N-CA	-6.78	104.74	121.70
1	B	390	LEU	CA-CB-CG	6.50	130.26	115.30
1	C	984	LEU	C-N-CA	6.26	137.35	121.70
3	G	51	ILE	C-N-CA	-6.14	106.36	121.70
3	E	51	ILE	C-N-CA	-6.12	106.41	121.70
1	B	805	ILE	C-N-CA	-6.00	106.69	121.70
1	A	894	LEU	CB-CG-CD2	-5.25	102.07	111.00
1	C	1082	CYS	CA-CB-SG	5.04	123.07	114.00

There are no chirality outliers.

All (19) planarity outliers are listed below:

Mol	Chain	Res	Type	Group
1	A	1145	LEU	Peptide
1	A	129	LYS	Peptide
1	A	156	GLU	Peptide
1	A	210	ILE	Peptide
1	A	66	HIS	Peptide
1	B	1145	LEU	Peptide
1	B	152	TRP	Peptide
1	B	159	VAL	Peptide
1	B	200	TYR	Peptide
1	B	565	PHE	Peptide
1	B	66	HIS	Peptide
1	C	1144	GLU	Peptide
1	C	158	ARG	Peptide
1	C	331	ASN	Peptide
1	C	66	HIS	Peptide
2	D	94	PRO	Peptide
3	E	62	LEU	Peptide
2	F	94	PRO	Peptide
3	G	62	LEU	Peptide

## 5.2 Too-close contacts

In the following table, the Non-H and H(model) columns list the number of non-hydrogen atoms and hydrogen atoms in the chain respectively. The H(added) column lists the number of hydrogen atoms added and optimized by MolProbity. The Clashes column lists the number of clashes within the asymmetric unit, whereas Symm-Clashes lists symmetry-related clashes.

Mol	Chain	Non-H	H(model)	H(added)	Clashes	Symm-Clashes
1	A	7993	0	7758	444	0
1	B	7995	0	7761	466	0
1	C	8000	0	7777	421	0
2	D	1611	0	1557	150	0
2	F	1611	0	1557	153	0
3	E	1608	0	1559	142	0
3	G	1608	0	1559	142	0
4	H	28	0	25	0	0
4	I	28	0	25	0	0
4	J	28	0	25	1	0
4	K	28	0	25	1	0
4	L	28	0	25	0	0
4	M	28	0	25	2	0
4	N	28	0	25	1	0
4	O	28	0	25	0	0
4	P	28	0	25	0	0
4	Q	28	0	25	0	0
4	R	28	0	25	0	0
4	S	28	0	25	0	0
4	T	28	0	25	1	0
4	U	28	0	25	0	0
4	V	28	0	25	0	0
5	A	140	0	130	4	0
5	B	140	0	128	7	0
5	C	140	0	130	4	0
All	All	31266	0	30291	1787	0

The all-atom clashscore is defined as the number of clashes found per 1000 atoms (including hydrogen atoms). The all-atom clashscore for this structure is 29.

All (1787) close contacts within the same asymmetric unit are listed below, sorted by their clash magnitude.

Atom-1	Atom-2	Interatomic distance (Å)	Clash overlap (Å)
1:A:559:PHE:HZ	1:A:565:PHE:C	1.19	1.42
1:A:560:LEU:HB2	1:A:563:GLN:CD	1.39	1.39
1:A:560:LEU:CB	1:A:563:GLN:OE1	1.74	1.34
1:A:559:PHE:CZ	1:A:565:PHE:C	2.11	1.24
1:A:856:ASN:O	1:A:858:LEU:N	1.74	1.17
1:A:559:PHE:HZ	1:A:566:GLY:N	1.45	1.13
1:A:589:PRO:HD3	1:C:855:PHE:HE1	1.15	1.10
1:A:856:ASN:OD1	1:A:966:LEU:CD1	1.97	1.10
1:A:559:PHE:CZ	1:A:566:GLY:N	2.20	1.09

*Continued on next page...*

*Continued from previous page...*

Atom-1	Atom-2	Interatomic distance (Å)	Clash overlap (Å)
1:A:589:PRO:HD3	1:C:855:PHE:CE1	1.88	1.08
1:A:560:LEU:HB2	1:A:563:GLN:OE1	0.88	1.04
1:B:99:ASN:O	1:B:102:ARG:NH1	1.98	0.97
1:B:856:ASN:OD1	1:B:966:LEU:HD13	1.65	0.96
1:B:901:GLN:HE21	1:B:905:ARG:HE	1.13	0.95
1:C:351:TYR:HA	1:C:422:ASN:HB2	1.47	0.94
2:D:148:TRP:HE1	2:D:176:SER:HG	1.04	0.93
1:B:856:ASN:OD1	1:B:966:LEU:CD1	2.15	0.93
1:A:555:SER:OG	1:A:584:ILE:O	1.86	0.92
1:C:901:GLN:HE21	1:C:905:ARG:HE	1.13	0.91
1:A:901:GLN:HE21	1:A:905:ARG:HE	1.11	0.91
1:A:139:PRO:HB3	1:A:159:VAL:HG13	1.51	0.91
1:B:454:ARG:HD3	1:B:457:ARG:HB2	1.52	0.90
1:B:103:GLY:HA3	1:B:241:LEU:HB2	1.53	0.89
1:A:559:PHE:HE2	1:A:564:GLN:O	1.55	0.89
1:B:559:PHE:HE2	1:B:564:GLN:O	1.56	0.89
1:A:559:PHE:HE2	1:A:564:GLN:C	1.75	0.88
1:A:559:PHE:CE1	1:C:43:PHE:HB3	2.07	0.88
1:A:452:LEU:HD21	1:A:492:LEU:HB3	1.54	0.88
1:A:324:GLU:HG2	1:A:325:SER:H	1.38	0.88
1:A:559:PHE:CZ	1:A:565:PHE:O	2.26	0.88
1:C:857:GLY:O	1:C:859:THR:HG23	1.73	0.88
1:B:115:GLN:HB2	1:B:233:ILE:HD11	1.57	0.87
1:A:41:LYS:O	1:B:563:GLN:HG2	1.74	0.87
2:F:36:GLN:NE2	2:F:81:ASP:O	2.07	0.87
2:D:36:GLN:NE2	2:D:81:ASP:O	2.07	0.86
1:B:804:GLN:OE1	1:B:935:GLN:NE2	2.08	0.86
1:A:856:ASN:OD1	1:A:966:LEU:HD13	1.75	0.86
1:C:804:GLN:OE1	1:C:935:GLN:NE2	2.08	0.86
1:A:856:ASN:C	1:A:858:LEU:H	1.77	0.85
1:A:559:PHE:HB2	1:A:584:ILE:HD12	1.58	0.85
1:B:650:LEU:HD21	1:B:653:ALA:HB3	1.57	0.85
3:G:12:LYS:HG3	3:G:18:VAL:HB	1.60	0.84
1:A:560:LEU:CB	1:A:563:GLN:CD	2.32	0.84
1:A:559:PHE:CE2	1:A:564:GLN:O	2.32	0.83
3:E:12:LYS:HG3	3:E:18:VAL:HB	1.60	0.83
1:A:37:TYR:OH	1:A:195:LYS:NZ	2.11	0.83
3:E:6:GLN:NE2	3:E:96:CYS:SG	2.51	0.83
1:B:43:PHE:CD2	1:C:559:PHE:CE1	2.67	0.83
1:A:560:LEU:N	1:A:563:GLN:OE1	2.11	0.83
1:A:658:ASN:ND2	1:A:660:TYR:OH	2.12	0.83

*Continued on next page...*

*Continued from previous page...*

Atom-1	Atom-2	Interatomic distance (Å)	Clash overlap (Å)
3:G:6:GLN:NE2	3:G:96:CYS:SG	2.51	0.83
1:A:559:PHE:HZ	1:A:565:PHE:O	1.59	0.82
1:B:381:GLY:HA3	1:B:430:THR:HG23	1.60	0.82
1:C:143:VAL:HG11	1:C:245:HIS:CE1	2.14	0.82
1:A:1135:ASN:OD1	1:A:1136:THR:N	2.12	0.82
1:A:374:PHE:HA	1:A:436:TRP:HB3	1.61	0.81
1:A:1072:GLU:HG2	1:C:894:LEU:HD21	1.62	0.81
1:B:567:ARG:NH1	1:B:571:ASP:O	2.13	0.81
1:B:454:ARG:NH2	1:B:467:ASP:O	2.12	0.81
2:F:28:ILE:HG21	2:F:68:THR:HA	1.62	0.81
1:B:375:SER:HA	2:F:92:PHE:H	1.44	0.81
1:A:726:ILE:HD13	1:A:945:LEU:HD23	1.61	0.81
2:D:28:ILE:HG21	2:D:68:THR:HA	1.62	0.81
1:C:37:TYR:OH	1:C:195:LYS:NZ	2.12	0.81
1:B:452:LEU:HD21	1:B:492:LEU:HB3	1.63	0.80
1:A:426:PRO:HG3	1:A:463:PRO:HB3	1.63	0.80
2:F:117:ILE:HD13	2:F:205:SER:HA	1.63	0.80
1:B:375:SER:N	1:B:435:ALA:O	2.14	0.80
3:E:35:HIS:HB2	3:E:97:ALA:HB3	1.64	0.80
1:B:421:TYR:HD1	1:B:457:ARG:HB3	1.45	0.80
1:C:360:ASN:H	1:C:523:THR:HB	1.45	0.79
2:D:117:ILE:HD13	2:D:205:SER:HA	1.63	0.79
1:A:115:GLN:HB2	1:A:233:ILE:HG12	1.61	0.79
1:C:315:THR:HG22	1:C:316:SER:H	1.45	0.79
1:C:726:ILE:HG12	1:C:1061:VAL:HG22	1.64	0.79
1:A:377:PHE:HE2	1:A:384:PRO:HB3	1.46	0.79
1:B:37:TYR:OH	1:B:195:LYS:NZ	2.12	0.79
1:A:406:GLU:OE2	1:A:495:TYR:OH	2.00	0.79
1:A:650:LEU:HD21	1:A:653:ALA:HB3	1.65	0.78
3:G:10:GLU:HB2	3:G:116:VAL:HG13	1.65	0.78
1:B:66:HIS:N	1:B:80:ASP:OD2	2.16	0.78
1:A:935:GLN:O	1:A:939:SER:OG	1.99	0.78
1:A:225:PRO:HD2	1:B:562:PHE:CE2	2.19	0.78
1:A:745:ASP:OD1	1:B:319:ARG:NH1	2.16	0.78
1:C:650:LEU:HD21	1:C:653:ALA:HB3	1.65	0.78
1:A:331:ASN:H	1:A:580:GLN:HG2	1.48	0.78
1:A:347:PHE:HB2	1:A:401:VAL:HG23	1.66	0.78
1:B:152:TRP:O	1:B:154:GLU:N	2.15	0.78
3:G:35:HIS:HB2	3:G:97:ALA:HB3	1.64	0.78
1:B:559:PHE:CE2	1:B:564:GLN:O	2.37	0.78
1:B:676:THR:HG21	1:B:691:SER:H	1.47	0.78

*Continued on next page...*

*Continued from previous page...*

Atom-1	Atom-2	Interatomic distance (Å)	Clash overlap (Å)
1:B:351:TYR:HA	1:B:422:ASN:HB2	1.66	0.77
1:B:1043:CYS:HB3	1:B:1048:HIS:CD2	2.19	0.77
1:A:100:ILE:HG23	1:A:243:ALA:HB3	1.65	0.77
1:A:104:TRP:HB3	1:A:106:PHE:CE1	2.19	0.77
1:C:564:GLN:OE1	1:C:564:GLN:HA	1.84	0.77
1:B:448:ASN:HB3	1:B:497:PHE:HB2	1.67	0.77
3:E:86:LEU:HB3	3:E:118:VAL:HG11	1.67	0.77
1:A:802:PHE:HD1	1:A:805:ILE:HD11	1.49	0.77
1:A:328:ARG:NH1	1:A:580:GLN:OE1	2.18	0.76
3:G:86:LEU:HB3	3:G:118:VAL:HG11	1.67	0.76
1:A:129:LYS:HB3	1:A:131:CYS:H	1.50	0.76
1:A:560:LEU:CA	1:A:563:GLN:OE1	2.33	0.76
2:D:150:VAL:HG13	2:D:191:TYR:HE1	1.51	0.76
3:E:10:GLU:HB2	3:E:116:VAL:HG13	1.65	0.76
3:G:66:GLY:HA2	3:G:85:SER:HB2	1.67	0.76
1:B:324:GLU:HG2	1:B:325:SER:H	1.48	0.76
1:C:212:LEU:HG	1:C:214:ARG:H	1.51	0.76
2:F:150:VAL:HG13	2:F:191:TYR:HE1	1.51	0.76
1:A:196:ASN:HD21	1:A:235:ILE:HD12	1.50	0.76
1:B:339:GLY:O	1:B:343:ASN:N	2.12	0.76
1:B:421:TYR:HB3	1:B:454:ARG:HD2	1.68	0.75
1:C:155:SER:HB3	5:C:1302:NAG:H4	1.68	0.75
1:A:856:ASN:OD1	1:A:966:LEU:HD12	1.85	0.75
1:B:133:PHE:HD2	1:B:163:ALA:HA	1.51	0.75
1:C:390:LEU:HD11	1:C:518:LEU:HD21	1.68	0.75
1:A:375:SER:HA	2:D:91:ASN:HB2	1.67	0.75
3:E:130:PRO:HB3	3:E:218:VAL:HA	1.68	0.75
1:C:802:PHE:HD1	1:C:805:ILE:HD11	1.49	0.75
3:E:66:GLY:HA2	3:E:85:SER:HB2	1.67	0.75
2:F:32:LEU:HB3	2:F:50:ALA:HB2	1.69	0.75
1:B:746:SER:OG	1:B:748:GLU:OE1	2.03	0.75
1:A:804:GLN:OE1	1:A:935:GLN:NE2	2.19	0.74
1:B:107:GLY:H	1:B:235:ILE:HG23	1.51	0.74
1:C:99:ASN:O	1:C:102:ARG:NH2	2.19	0.74
1:B:587:ILE:HG22	1:B:588:THR:H	1.50	0.74
1:A:34:ARG:NH2	1:A:219:GLY:O	2.19	0.74
1:A:442:ASP:HB3	1:A:448:ASN:HD22	1.52	0.74
1:A:457:ARG:NH1	1:A:459:SER:OG	2.20	0.74
1:B:374:PHE:HA	1:B:436:TRP:HB3	1.69	0.74
1:C:273:ARG:NH1	1:C:290:ASP:OD2	2.20	0.74
1:A:171:VAL:HG13	5:A:1302:NAG:H61	1.68	0.74

*Continued on next page...*

*Continued from previous page...*

Atom-1	Atom-2	Interatomic distance (Å)	Clash overlap (Å)
1:B:374:PHE:O	2:F:93:TRP:N	2.20	0.74
1:B:139:PRO:HB2	1:B:241:LEU:HD22	1.70	0.74
1:B:406:GLU:HA	1:B:409:GLN:HB2	1.68	0.74
1:C:560:LEU:HB2	1:C:563:GLN:HB2	1.70	0.74
1:A:273:ARG:NH1	1:A:290:ASP:OD2	2.21	0.74
1:C:452:LEU:HA	1:C:494:SER:HA	1.69	0.74
1:C:786:LYS:NZ	1:C:891:GLY:O	2.15	0.74
2:D:32:LEU:HB3	2:D:50:ALA:HB2	1.69	0.73
2:D:132:VAL:HB	2:D:178:LEU:HB3	1.70	0.73
3:G:130:PRO:HB3	3:G:218:VAL:HA	1.68	0.73
1:C:331:ASN:OD1	5:C:1304:NAG:N2	2.22	0.73
2:D:108:ARG:NH2	2:D:172:TYR:OH	2.22	0.73
1:C:115:GLN:HB3	1:C:233:ILE:HG12	1.69	0.73
1:B:122:ASN:OD1	1:B:125:ASN:HB2	1.89	0.73
1:C:498:GLN:OE1	1:C:501:ASN:ND2	2.22	0.73
1:C:104:TRP:HB3	1:C:106:PHE:CE1	2.23	0.72
1:A:99:ASN:O	1:A:102:ARG:NE	2.21	0.72
1:B:901:GLN:NE2	1:B:905:ARG:HE	1.87	0.72
1:B:43:PHE:HD1	1:C:563:GLN:OE1	1.73	0.72
1:C:215:ASP:OD1	1:C:216:LEU:N	2.20	0.72
2:F:149:LYS:HB2	2:F:192:ALA:HB3	1.71	0.72
1:C:725:GLU:OE1	1:C:1064:HIS:NE2	2.21	0.72
2:F:114[B]:SER:HB2	2:F:137:ASN:HB2	1.71	0.72
2:F:132:VAL:HB	2:F:178:LEU:HB3	1.70	0.72
2:D:149:LYS:HB2	2:D:192:ALA:HB3	1.71	0.72
2:F:108:ARG:NH2	2:F:172:TYR:OH	2.22	0.72
1:B:811:LYS:NZ	1:B:820:ASP:OD2	2.23	0.72
1:B:200:TYR:HE1	1:B:230:PRO:HB3	1.55	0.72
1:B:426:PRO:HG3	1:B:463:PRO:HB3	1.72	0.72
1:B:855:PHE:HB3	1:C:589:PRO:HB3	1.72	0.72
2:D:93:TRP:CG	2:D:94:PRO:HD2	2.25	0.72
1:B:100:ILE:HG23	1:B:243:ALA:HB3	1.72	0.71
1:C:376:THR:HG22	1:C:435:ALA:HB3	1.72	0.71
1:C:452:LEU:HD21	1:C:492:LEU:HB3	1.72	0.71
1:B:143:VAL:HG13	1:B:151:SER:HB2	1.71	0.71
1:C:854:LYS:HD2	1:C:854:LYS:O	1.90	0.71
2:F:48:LYS:N	2:F:52:GLN:O	2.23	0.71
1:A:375:SER:N	1:A:435:ALA:O	2.22	0.71
1:B:963:VAL:HG11	1:C:570:ALA:HB1	1.71	0.71
3:E:47:TRP:O	3:E:61:ASN:ND2	2.24	0.71
3:G:47:TRP:O	3:G:61:ASN:ND2	2.24	0.71

*Continued on next page...*



*Continued from previous page...*

Atom-1	Atom-2	Interatomic distance (Å)	Clash overlap (Å)
1:B:350:VAL:HB	1:B:402:ILE:HG22	1.73	0.71
2:D:136:LEU:HB2	2:D:174:LEU:HB3	1.72	0.71
1:A:329:PHE:H	1:A:530:SER:HB3	1.55	0.71
2:F:35:TYR:OH	2:F:88:GLN:NE2	2.24	0.71
2:D:48:LYS:N	2:D:52:GLN:O	2.23	0.71
1:C:344:ALA:HB3	1:C:347:PHE:HE1	1.54	0.70
1:B:43:PHE:CD1	1:C:563:GLN:OE1	2.44	0.70
1:B:66:HIS:O	1:B:80:ASP:HB3	1.90	0.70
2:F:136:LEU:HB2	2:F:174:LEU:HB3	1.71	0.70
2:F:93:TRP:CG	2:F:94:PRO:HD2	2.25	0.70
1:C:401:VAL:HG22	1:C:509:ARG:HG2	1.72	0.70
2:D:35:TYR:OH	2:D:88:GLN:NE2	2.24	0.70
1:C:337:PRO:HD2	1:C:358:ILE:HG23	1.72	0.70
2:D:4:LEU:HD23	2:D:89:GLN:HB2	1.74	0.70
3:E:6:GLN:HB2	3:E:112:GLN:HE22	1.56	0.70
3:G:6:GLN:HB2	3:G:112:GLN:HE22	1.56	0.70
1:A:430:THR:HG21	1:A:517:LEU:HG	1.74	0.70
1:B:110:LEU:O	1:B:134:GLN:NE2	2.25	0.70
1:B:855:PHE:HB3	1:C:589:PRO:CB	2.21	0.70
3:E:40:ALA:HB3	3:E:43:LYS:HD2	1.74	0.70
1:A:411:ALA:HB3	1:A:414:GLN:HG3	1.73	0.70
1:A:973:ILE:HD12	1:A:983:ARG:HH21	1.57	0.70
1:C:656:VAL:HG12	1:C:658:ASN:H	1.56	0.70
1:A:350:VAL:HB	1:A:402:ILE:HG22	1.74	0.69
1:A:726:ILE:HG22	1:A:948:LEU:HD13	1.72	0.69
3:G:40:ALA:HB3	3:G:43:LYS:HD2	1.74	0.69
1:C:287:ASP:OD1	1:C:288:ALA:N	2.25	0.69
1:B:187:LYS:O	1:B:210:ILE:N	2.23	0.69
1:B:303:LEU:HD12	1:B:308:VAL:HG22	1.73	0.69
3:G:40:ALA:HA	3:G:92:ALA:HA	1.75	0.69
1:B:661:GLU:O	1:B:695:TYR:OH	2.09	0.69
1:B:134:GLN:NE2	1:B:135:PHE:H	1.90	0.69
2:F:4:LEU:HD23	2:F:89:GLN:HB2	1.74	0.69
1:A:125:ASN:ND2	1:A:172:SER:O	2.26	0.69
1:B:703:ASN:OD1	1:B:704:SER:N	2.25	0.69
1:C:555:SER:HB3	1:C:586:ASP:OD1	1.93	0.69
1:B:961:THR:O	1:B:965:GLN:HG2	1.93	0.68
3:E:40:ALA:HA	3:E:92:ALA:HA	1.74	0.68
1:A:104:TRP:HB3	1:A:106:PHE:HE1	1.57	0.68
1:A:108:THR:O	1:A:237:ARG:NH2	2.26	0.68
3:E:161:TRP:HE1	3:E:187:SER:HG	1.41	0.68

*Continued on next page...*

*Continued from previous page...*

Atom-1	Atom-2	Interatomic distance (Å)	Clash overlap (Å)
2:F:82:PHE:HA	2:F:103:LEU:HD23	1.76	0.68
1:B:717:ASN:OD1	1:B:718:PHE:N	2.26	0.68
1:B:941:THR:HG22	1:B:943:SER:H	1.58	0.68
1:B:139:PRO:HB3	1:B:159:VAL:HG13	1.74	0.68
1:B:856:ASN:OD1	1:B:966:LEU:HD11	1.93	0.68
1:A:589:PRO:CD	1:C:855:PHE:HE1	2.01	0.68
3:E:91:THR:HG23	3:E:117:THR:HA	1.76	0.68
1:B:281:GLU:HB2	5:B:1303:NAG:H81	1.76	0.68
1:C:486:PHE:HB2	3:G:72:ALA:O	1.93	0.67
3:G:35:HIS:O	3:G:97:ALA:N	2.23	0.67
1:B:438:SER:HB2	1:B:442:ASP:HB2	1.76	0.67
1:C:388:ASN:O	1:C:528:LYS:NZ	2.28	0.67
1:A:280:ASN:OD1	1:A:284:THR:N	2.27	0.67
1:A:405:ASP:OD1	3:E:104:TYR:OH	2.13	0.67
1:B:1100:THR:HG1	1:B:1101:HIS:HD1	1.40	0.67
1:A:131:CYS:HB3	1:A:163:ALA:HB1	1.76	0.67
1:A:398:ASP:O	1:A:511:VAL:HA	1.95	0.67
1:A:908:GLY:O	1:A:1038:LYS:NZ	2.24	0.67
1:B:104:TRP:HB3	1:B:106:PHE:CE1	2.30	0.67
1:C:763:LEU:HD22	1:C:1008:VAL:HG21	1.75	0.67
2:D:82:PHE:HA	2:D:103:LEU:HD23	1.76	0.67
3:E:35:HIS:N	3:E:97:ALA:O	2.28	0.67
3:G:161:TRP:HE1	3:G:187:SER:HG	1.43	0.67
1:A:365:TYR:HB3	1:A:527:PRO:HG3	1.77	0.67
1:A:396:TYR:O	1:A:514:SER:N	2.22	0.67
1:B:105:ILE:HD12	1:B:241:LEU:HD21	1.77	0.67
3:G:58:THR:HG21	3:G:70:LEU:HB2	1.77	0.67
3:G:91:THR:HG23	3:G:117:THR:HA	1.76	0.67
1:A:815:ARG:HD2	1:A:823:PHE:CE2	2.30	0.67
1:A:1139:ASP:OD1	1:A:1141:LEU:N	2.25	0.67
1:B:34:ARG:NH2	1:B:219:GLY:O	2.28	0.67
1:A:559:PHE:HB2	1:A:584:ILE:CD1	2.23	0.66
1:A:914:ASN:ND2	1:A:1111:GLU:OE2	2.27	0.66
1:C:854:LYS:HA	1:C:858:LEU:O	1.94	0.66
1:C:375:SER:H	1:C:436:TRP:HA	1.60	0.66
1:B:1019:ARG:NH2	1:B:1023:ASN:OD1	2.25	0.66
3:E:58:THR:HG21	3:E:70:LEU:HB2	1.77	0.66
2:F:114[A]:SER:HB3	2:F:137:ASN:HB2	1.78	0.66
1:A:656:VAL:HG12	1:A:658:ASN:H	1.59	0.66
1:B:396:TYR:HB2	1:B:514:SER:HB2	1.78	0.66
1:C:438:SER:HB3	1:C:509:ARG:HG3	1.78	0.66

*Continued on next page...*

*Continued from previous page...*

Atom-1	Atom-2	Interatomic distance (Å)	Clash overlap (Å)
1:C:484:GLU:O	3:G:75:SER:OG	2.13	0.66
3:G:35:HIS:N	3:G:97:ALA:O	2.28	0.66
1:A:324:GLU:HG2	1:A:325:SER:N	2.11	0.66
1:B:375:SER:HA	2:F:92:PHE:N	2.09	0.66
1:C:357:ARG:NH2	1:C:394:ASN:OD1	2.29	0.66
1:C:811:LYS:NZ	1:C:820:ASP:OD2	2.25	0.66
3:G:102:ASP:OD1	3:G:103:PRO:HD2	1.96	0.66
1:A:379:CYS:HA	1:A:432:CYS:HA	1.78	0.66
1:B:1094:VAL:HG13	1:B:1107:ARG:HG2	1.78	0.65
2:D:184:ASP:O	2:D:191:TYR:OH	2.14	0.65
2:F:31:ASN:O	2:F:90:THR:OG1	2.14	0.65
2:F:184:ASP:O	2:F:191:TYR:OH	2.14	0.65
1:A:371:SER:HB3	5:A:1305:NAG:H3	1.78	0.65
1:B:869:MET:O	1:B:872:GLN:N	2.23	0.65
1:C:858:LEU:HD23	1:C:959:LEU:HD22	1.77	0.65
1:A:374:PHE:HD2	1:A:377:PHE:HB2	1.61	0.65
1:A:703:ASN:OD1	1:A:704:SER:N	2.29	0.65
1:B:43:PHE:CD2	1:C:559:PHE:HE1	2.15	0.65
3:E:102:ASP:OD1	3:E:103:PRO:HD2	1.96	0.65
1:A:384:PRO:HA	1:A:387:LEU:HG	1.79	0.65
1:B:96:GLU:HB3	1:B:99:ASN:H	1.61	0.65
1:B:215:ASP:OD1	1:B:216:LEU:N	2.27	0.65
2:D:3:VAL:HA	2:D:96:ILE:HD12	1.79	0.65
1:A:383:SER:HB2	1:A:386:LYS:HG2	1.77	0.65
1:C:365:TYR:HD1	1:C:368:LEU:HD12	1.61	0.65
2:F:32:LEU:HD13	2:F:70:PHE:CG	2.32	0.65
1:B:403:ARG:HB3	1:B:406:GLU:HG3	1.79	0.65
1:C:290:ASP:OD1	1:C:291:CYS:N	2.30	0.65
1:C:328:ARG:HE	1:C:578:ASP:CG	2.00	0.65
3:E:35:HIS:ND1	3:E:50:TYR:HB3	2.12	0.65
3:G:99:SER:OG	3:G:106:VAL:N	2.29	0.65
1:A:559:PHE:CE2	1:A:564:GLN:C	2.66	0.65
1:B:396:TYR:O	1:B:514:SER:N	2.30	0.65
1:C:786:LYS:HG3	1:C:787:GLN:H	1.61	0.65
2:D:32:LEU:HD13	2:D:70:PHE:CG	2.32	0.65
3:G:35:HIS:ND1	3:G:50:TYR:HB3	2.12	0.65
1:A:530:SER:OG	1:A:580:GLN:NE2	2.29	0.64
1:B:348:ALA:HB1	1:B:352:ALA:O	1.98	0.64
1:B:854:LYS:HB3	1:B:854:LYS:HZ3	1.61	0.64
1:B:973:ILE:HD12	1:B:983:ARG:HD3	1.79	0.64
1:C:196:ASN:HD21	1:C:235:ILE:HD12	1.62	0.64

*Continued on next page...*

*Continued from previous page...*

Atom-1	Atom-2	Interatomic distance (Å)	Clash overlap (Å)
3:E:99:SER:OG	3:E:106:VAL:N	2.29	0.64
3:G:117:THR:HG21	3:G:153:PHE:CZ	2.33	0.64
2:F:32:LEU:O	2:F:50:ALA:N	2.30	0.64
2:F:148:TRP:NE1	2:F:176:SER:OG	2.26	0.64
1:B:236:THR:HG21	4:M:1:NAG:H5	1.80	0.64
1:B:357:ARG:HA	1:B:395:VAL:O	1.98	0.64
1:B:377:PHE:HE2	1:B:384:PRO:HB3	1.61	0.64
1:B:786:LYS:HG3	1:B:787:GLN:H	1.62	0.64
2:D:32:LEU:O	2:D:50:ALA:N	2.30	0.64
3:G:114:THR:HG22	3:G:116:VAL:HG23	1.80	0.64
1:B:63:THR:HG22	1:B:64:TRP:H	1.63	0.64
1:B:122:ASN:HB2	5:B:1302:NAG:N2	2.12	0.64
1:C:103:GLY:HA3	1:C:241:LEU:HB2	1.78	0.64
3:E:114:THR:HG22	3:E:116:VAL:HG23	1.80	0.64
3:E:117:THR:HG21	3:E:153:PHE:CZ	2.33	0.64
1:C:555:SER:OG	1:C:584:ILE:O	2.14	0.64
3:E:12:LYS:HB2	3:E:118:VAL:HG22	1.80	0.64
2:F:136:LEU:HD21	2:F:195:VAL:HG21	1.80	0.64
1:A:422:ASN:HB3	1:A:454:ARG:HB3	1.80	0.64
2:F:3:VAL:HA	2:F:96:ILE:HD12	1.78	0.64
1:B:133:PHE:CE1	1:B:160:TYR:HB2	2.33	0.63
2:D:118:PHE:N	2:D:133:VAL:O	2.31	0.63
2:F:77:LEU:HD13	2:F:105:ILE:HG12	1.79	0.63
1:B:908:GLY:O	1:B:1038:LYS:NZ	2.28	0.63
2:D:118:PHE:HB2	2:D:133:VAL:HB	1.80	0.63
1:C:908:GLY:O	1:C:1038:LYS:NZ	2.25	0.63
2:F:118:PHE:HB2	2:F:133:VAL:HB	1.80	0.63
1:A:215:ASP:OD1	1:A:216:LEU:N	2.28	0.63
1:A:709:ASN:OD1	1:A:709:ASN:N	2.31	0.63
1:B:287:ASP:OD1	1:B:288:ALA:N	2.31	0.63
2:D:77:LEU:HD13	2:D:105:ILE:HG12	1.79	0.63
1:A:717:ASN:OD1	1:A:718:PHE:N	2.29	0.63
1:A:791:THR:HG21	1:A:806:LEU:HD13	1.81	0.63
1:B:618:THR:OG1	1:B:619:GLU:OE1	2.16	0.63
1:A:141:LEU:O	1:A:244:LEU:N	2.22	0.63
1:A:815:ARG:HD2	1:A:823:PHE:HE2	1.63	0.63
1:C:442:ASP:O	1:C:448:ASN:ND2	2.31	0.63
1:C:544:ASN:HD21	1:C:579:PRO:HB3	1.63	0.63
1:C:946:GLY:O	1:C:950:ASP:N	2.31	0.63
1:A:856:ASN:O	1:A:858:LEU:CD1	2.47	0.63
2:D:37:GLN:N	2:D:84:ILE:O	2.31	0.63

*Continued on next page...*

*Continued from previous page...*

Atom-1	Atom-2	Interatomic distance (Å)	Clash overlap (Å)
2:D:88:GLN:HE21	2:D:97:PHE:HE1	1.47	0.63
1:C:105:ILE:HG13	1:C:241:LEU:HD11	1.80	0.63
1:A:118:LEU:HD23	1:A:129:LYS:HE2	1.80	0.63
1:B:134:GLN:HE21	1:B:135:PHE:H	1.45	0.63
1:C:334:ASN:OD1	1:C:335:LEU:N	2.30	0.63
1:C:1086:LYS:HD2	1:C:1122:VAL:HG11	1.81	0.63
1:A:1043:CYS:HB3	1:A:1048:HIS:CD2	2.34	0.62
1:B:559:PHE:CZ	1:B:566:GLY:CA	2.79	0.62
1:B:855:PHE:HD2	1:C:589:PRO:HG3	1.63	0.62
2:F:130:ALA:O	2:F:180:LEU:N	2.29	0.62
1:B:722:VAL:HG22	1:B:1065:VAL:HG22	1.81	0.62
1:C:200:TYR:HE1	1:C:230:PRO:HB3	1.62	0.62
2:D:114[A]:SER:HB3	2:D:137:ASN:HB2	1.81	0.62
2:F:93:TRP:CD1	2:F:94:PRO:HD2	2.35	0.62
3:G:12:LYS:HB2	3:G:118:VAL:HG22	1.80	0.62
3:E:159:VAL:HG21	3:E:185:LEU:HD11	1.82	0.62
1:A:357:ARG:NH2	1:A:394:ASN:OD1	2.32	0.62
3:E:35:HIS:O	3:E:97:ALA:N	2.23	0.62
1:A:342:PHE:HE1	1:A:511:VAL:HG11	1.63	0.62
2:D:130:ALA:O	2:D:180:LEU:N	2.29	0.62
2:D:136:LEU:HD12	2:D:174:LEU:HD23	1.82	0.62
2:F:88:GLN:HE21	2:F:97:PHE:HE1	1.47	0.62
2:D:136:LEU:HD21	2:D:195:VAL:HG21	1.80	0.62
2:D:155:GLN:NE2	2:D:157:GLY:O	2.33	0.62
1:A:394:ASN:ND2	1:A:516:GLU:OE1	2.31	0.62
1:B:1093:GLY:HA2	1:B:1107:ARG:HG3	1.81	0.62
1:C:485:GLY:N	1:C:488:CYS:O	2.32	0.62
1:C:901:GLN:O	1:C:904:TYR:N	2.32	0.62
3:G:159:VAL:HG21	3:G:185:LEU:HD11	1.82	0.62
1:B:349:SER:HB2	1:B:351:TYR:CE1	2.35	0.62
1:B:390:LEU:HD21	1:B:517:LEU:HD22	1.81	0.62
1:B:462:LYS:N	1:B:465:GLU:OE1	2.24	0.62
1:C:1093:GLY:HA2	1:C:1107:ARG:HG3	1.82	0.62
1:A:112:SER:HB2	1:A:133:PHE:O	2.00	0.61
1:A:880:GLY:O	1:A:884:SER:OG	2.14	0.61
1:C:327:VAL:O	1:C:531:THR:N	2.30	0.61
2:D:93:TRP:CD1	2:D:94:PRO:HD2	2.35	0.61
1:B:144:TYR:N	1:B:151:SER:O	2.33	0.61
1:B:345:THR:HG22	1:B:346:ARG:HG2	1.82	0.61
2:F:48:LYS:HG2	2:F:49:TYR:CD2	2.35	0.61
2:F:136:LEU:HD12	2:F:174:LEU:HD23	1.82	0.61

*Continued on next page...*

*Continued from previous page...*

Atom-1	Atom-2	Interatomic distance (Å)	Clash overlap (Å)
1:A:29:THR:OG1	1:A:215:ASP:OD2	2.18	0.61
1:A:105:ILE:C	1:A:106:PHE:HD1	2.04	0.61
1:B:90:VAL:HG12	1:B:91:TYR:O	2.00	0.61
2:F:180:LEU:HB3	2:F:184:ASP:HB2	1.83	0.61
1:A:287:ASP:OD1	1:A:288:ALA:N	2.32	0.61
1:A:1093:GLY:HA2	1:A:1107:ARG:HG3	1.82	0.61
1:B:27:ALA:HB3	1:B:64:TRP:HE3	1.65	0.61
1:B:533:LEU:HD11	1:B:585:LEU:HD11	1.83	0.61
2:D:33:HIS:HB3	2:D:45:LEU:HD11	1.82	0.61
2:F:12:VAL:HG12	2:F:13:SER:H	1.66	0.61
1:B:319:ARG:O	1:B:321:GLN:NE2	2.30	0.61
1:C:935:GLN:O	1:C:939:SER:N	2.30	0.61
3:G:166:LEU:HD21	3:G:189:VAL:HG11	1.82	0.61
1:A:48:LEU:HB3	1:A:276:LEU:HD11	1.82	0.61
2:D:48:LYS:HG2	2:D:49:TYR:CD2	2.35	0.61
2:F:33:HIS:HB3	2:F:45:LEU:HD11	1.82	0.61
1:A:873:TYR:O	1:A:876:ALA:N	2.33	0.61
1:A:901:GLN:HE21	1:A:905:ARG:NE	1.91	0.61
1:B:34:ARG:NH1	1:B:217:PRO:O	2.32	0.61
1:B:855:PHE:HD2	1:C:589:PRO:CG	2.14	0.61
3:G:18:VAL:HG21	3:G:116:VAL:HG11	1.83	0.61
3:G:18:VAL:H	3:G:86:LEU:HD11	1.66	0.61
3:G:86:LEU:HB3	3:G:118:VAL:CG1	2.31	0.61
1:A:722:VAL:HG22	1:A:1065:VAL:HG22	1.83	0.61
1:B:290:ASP:OD1	1:B:291:CYS:N	2.33	0.60
1:C:347:PHE:HB2	1:C:401:VAL:HG23	1.81	0.60
3:E:18:VAL:H	3:E:86:LEU:HD11	1.66	0.60
2:F:155:GLN:NE2	2:F:157:GLY:O	2.33	0.60
1:B:398:ASP:OD2	1:B:423:TYR:OH	2.18	0.60
1:A:106:PHE:HD2	1:A:235:ILE:HD13	1.66	0.60
1:A:559:PHE:CE1	1:C:43:PHE:CB	2.83	0.60
1:B:324:GLU:HG2	1:B:325:SER:N	2.15	0.60
1:B:442:ASP:HB3	1:B:451:TYR:HE2	1.66	0.60
1:B:528:LYS:HG3	1:B:529:LYS:H	1.65	0.60
2:D:180:LEU:HB3	2:D:184:ASP:HB2	1.83	0.60
1:C:555:SER:HB3	1:C:586:ASP:CG	2.22	0.60
2:F:33:HIS:NE2	3:G:105:TYR:O	2.35	0.60
3:G:141:GLY:O	3:G:193:SER:N	2.31	0.60
1:A:354:ASN:HB2	1:A:399:SER:HB3	1.84	0.60
1:B:802:PHE:HD1	1:B:805:ILE:HD11	1.66	0.60
1:C:479:PRO:O	3:G:19:LYS:NZ	2.32	0.60

*Continued on next page...*

*Continued from previous page...*

Atom-1	Atom-2	Interatomic distance (Å)	Clash overlap (Å)
2:D:31:ASN:O	2:D:90:THR:OG1	2.14	0.60
1:A:41:LYS:O	1:B:563:GLN:CG	2.47	0.60
1:B:709:ASN:N	1:B:709:ASN:OD1	2.35	0.60
2:D:33:HIS:NE2	3:E:105:TYR:O	2.35	0.60
1:A:303:LEU:HD12	1:A:308:VAL:HG22	1.84	0.60
2:D:118:PHE:HE2	2:D:135:LEU:HD12	1.66	0.60
1:C:501:ASN:HB3	1:C:505:TYR:HB2	1.82	0.59
3:E:55:ASN:OD1	3:E:101:TYR:OH	2.09	0.59
3:E:166:LEU:HD21	3:E:189:VAL:HG11	1.82	0.59
1:A:455:LEU:N	1:A:491:PRO:O	2.30	0.59
1:C:526:GLY:O	1:C:528:LYS:N	2.32	0.59
2:D:12:VAL:HG12	2:D:13:SER:H	1.66	0.59
2:D:149:LYS:NZ	2:D:194:GLU:OE1	2.20	0.59
2:F:35:TYR:HB2	2:F:86:PHE:HB2	1.84	0.59
1:A:129:LYS:HD2	1:A:131:CYS:HB2	1.83	0.59
1:C:645:THR:OG1	1:C:648:GLY:N	2.27	0.59
2:D:35:TYR:HB2	2:D:86:PHE:HB2	1.84	0.59
3:E:86:LEU:HB3	3:E:118:VAL:CG1	2.31	0.59
2:F:118:PHE:N	2:F:133:VAL:O	2.31	0.59
1:A:337:PRO:HB2	1:A:340:GLU:HB2	1.82	0.59
1:C:149:ASN:OD1	1:C:150:LYS:N	2.35	0.59
3:E:18:VAL:HG21	3:E:116:VAL:HG11	1.83	0.59
2:F:37:GLN:N	2:F:84:ILE:O	2.31	0.59
1:A:568:ASP:HB2	1:A:574:ASP:HB2	1.84	0.59
2:D:162:VAL:HG21	2:D:175:SER:HB2	1.83	0.59
2:F:118:PHE:HE2	2:F:135:LEU:HD12	1.66	0.59
1:A:134:GLN:O	1:A:160:TYR:HB2	2.03	0.59
1:A:229:LEU:HB3	1:A:231:ILE:HG23	1.85	0.59
1:A:122:ASN:OD1	1:A:125:ASN:HB2	2.02	0.59
1:A:329:PHE:HD2	1:A:528:LYS:HA	1.68	0.59
1:A:914:ASN:ND2	1:B:1123:SER:OG	2.29	0.59
1:B:309:GLU:OE1	1:B:309:GLU:N	2.28	0.59
1:C:110:LEU:O	1:C:135:PHE:HB2	2.02	0.59
3:G:161:TRP:HB3	3:G:166:LEU:HD23	1.85	0.59
1:A:532:ASN:OD1	1:A:533:LEU:N	2.31	0.59
1:A:559:PHE:CE1	1:A:566:GLY:CA	2.86	0.59
1:B:726:ILE:HD13	1:B:945:LEU:HD23	1.83	0.59
1:B:855:PHE:HD2	1:C:589:PRO:HD3	1.68	0.59
3:E:161:TRP:HB3	3:E:166:LEU:HD23	1.84	0.59
1:A:191:GLU:O	1:A:205:SER:HA	2.02	0.58
1:C:422:ASN:HB3	1:C:454:ARG:HB3	1.85	0.58

*Continued on next page...*



*Continued from previous page...*

Atom-1	Atom-2	Interatomic distance (Å)	Clash overlap (Å)
2:F:37:GLN:NE2	2:F:41:GLN:O	2.36	0.58
1:B:111:ASP:OD1	1:B:113:LYS:N	2.29	0.58
1:B:200:TYR:CE1	1:B:230:PRO:HB3	2.37	0.58
1:C:335:LEU:HD23	1:C:362:VAL:HB	1.85	0.58
2:F:34:TRP:CD2	2:F:72:LEU:HB2	2.38	0.58
2:D:34:TRP:CD2	2:D:72:LEU:HB2	2.38	0.58
3:E:162:ASN:HB3	3:E:165:ALA:HB3	1.84	0.58
1:A:431:GLY:HA2	1:A:515:PHE:CE2	2.37	0.58
1:A:904:TYR:OH	1:B:1094:VAL:HG12	2.03	0.58
1:B:105:ILE:HG13	1:B:241:LEU:HD11	1.86	0.58
1:C:57:PRO:HB3	1:C:273:ARG:CZ	2.33	0.58
2:D:6:GLN:O	2:D:99:GLN:NE2	2.37	0.58
2:D:37:GLN:NE2	2:D:41:GLN:O	2.36	0.58
1:C:100:ILE:HG23	1:C:243:ALA:HB3	1.85	0.58
3:E:10:GLU:HB3	3:E:12:LYS:HE2	1.85	0.58
2:F:6:GLN:O	2:F:99:GLN:NE2	2.36	0.58
2:F:162:VAL:HG21	2:F:175:SER:HB2	1.83	0.58
3:G:10:GLU:HB3	3:G:12:LYS:HE2	1.85	0.58
1:A:556:ASN:N	1:A:556:ASN:OD1	2.37	0.58
1:A:784:GLN:NE2	1:A:1030:SER:OG	2.37	0.58
1:B:133:PHE:HB3	1:B:162:SER:O	2.04	0.58
1:C:143:VAL:HA	1:C:151:SER:HA	1.86	0.58
1:B:855:PHE:CD2	1:C:589:PRO:HG3	2.38	0.58
1:C:104:TRP:HB3	1:C:106:PHE:HE1	1.69	0.58
1:C:204:TYR:HB3	1:C:223:LEU:HB3	1.86	0.58
1:C:421:TYR:HD1	1:C:457:ARG:HB3	1.68	0.58
1:A:387:LEU:HD22	1:A:392:PHE:HZ	1.69	0.58
1:B:438:SER:CB	1:B:442:ASP:HB2	2.34	0.58
1:B:461:LEU:HB3	1:B:465:GLU:HB3	1.86	0.58
1:B:714:ILE:HD11	1:B:1094:VAL:HG21	1.84	0.58
2:F:135:LEU:HD13	3:G:173:PHE:CE2	2.38	0.58
1:B:557:LYS:O	1:B:584:ILE:HG21	2.04	0.58
1:C:429:PHE:HZ	1:C:514:SER:HG	1.51	0.58
1:C:1072:GLU:OE1	1:C:1072:GLU:N	2.37	0.58
2:F:149:LYS:NZ	2:F:194:GLU:OE1	2.21	0.58
1:A:560:LEU:HB2	1:A:563:GLN:CG	2.30	0.57
1:B:122:ASN:ND2	1:B:127:VAL:HG21	2.18	0.57
1:B:191:GLU:O	1:B:205:SER:HA	2.04	0.57
1:C:402:ILE:HD11	1:C:407:VAL:HG22	1.86	0.57
1:C:374:PHE:HA	1:C:436:TRP:HB3	1.86	0.57
2:D:120:PRO:HB2	2:D:125:LEU:HG	1.86	0.57

*Continued on next page...*



*Continued from previous page...*

Atom-1	Atom-2	Interatomic distance (Å)	Clash overlap (Å)
1:C:328:ARG:NE	1:C:578:ASP:OD1	2.37	0.57
1:A:191:GLU:O	1:A:192:PHE:HD1	1.88	0.57
1:C:105:ILE:C	1:C:106:PHE:HD1	2.08	0.57
1:C:726:ILE:HD13	1:C:945:LEU:HD23	1.86	0.57
1:C:1028:LYS:NZ	1:C:1042:PHE:O	2.38	0.57
1:B:387:LEU:HB3	1:B:392:PHE:HZ	1.69	0.57
2:D:48:LYS:HD3	2:D:54:ILE:HD13	1.86	0.57
2:D:135:LEU:HD13	3:E:173:PHE:CE2	2.38	0.57
3:E:33:TYR:O	3:E:99:SER:N	2.36	0.57
3:E:141:GLY:O	3:E:193:SER:N	2.30	0.57
3:G:162:ASN:HB3	3:G:165:ALA:HB3	1.84	0.57
1:A:328:ARG:NH2	1:A:533:LEU:HB2	2.19	0.57
1:B:337:PRO:HD2	1:B:358:ILE:HG23	1.85	0.57
1:B:426:PRO:HB2	1:B:429:PHE:HB2	1.87	0.57
1:C:873:TYR:O	1:C:876:ALA:N	2.38	0.57
1:A:557:LYS:O	1:A:584:ILE:HG21	2.05	0.57
1:B:855:PHE:N	1:B:855:PHE:CD1	2.73	0.57
1:C:80:ASP:O	1:C:265:TYR:OH	2.22	0.57
1:A:96:GLU:HB3	1:A:99:ASN:H	1.69	0.57
3:G:33:TYR:O	3:G:99:SER:N	2.36	0.57
1:A:57:PRO:HG2	1:A:271:GLN:OE1	2.05	0.57
2:D:91:ASN:O	2:D:95:TYR:HE1	1.88	0.57
2:F:91:ASN:O	2:F:95:TYR:HE1	1.88	0.57
1:A:67:ALA:HB3	1:A:263:ALA:HB3	1.85	0.56
1:A:394:ASN:HB3	1:A:396:TYR:HE2	1.70	0.56
1:B:126:VAL:H	1:B:172:SER:HB2	1.69	0.56
1:B:159:VAL:HB	1:B:160:TYR:HD2	1.70	0.56
1:C:746:SER:OG	1:C:748:GLU:OE1	2.16	0.56
1:A:290:ASP:O	1:A:297:SER:HB3	2.05	0.56
1:B:394:ASN:HB3	1:B:396:TYR:HE2	1.70	0.56
1:B:1018:ILE:O	1:B:1021:SER:N	2.38	0.56
2:F:14:PRO:HG2	2:F:107:LYS:HB3	1.87	0.56
1:B:280:ASN:OD1	1:B:284:THR:N	2.38	0.56
1:B:559:PHE:HE2	1:B:564:GLN:C	2.08	0.56
1:B:854:LYS:HD2	1:B:854:LYS:O	2.05	0.56
1:C:330:PRO:HG3	1:C:579:PRO:HB2	1.87	0.56
1:C:759:PHE:HD2	1:C:1001:LEU:HD21	1.71	0.56
3:E:23:LYS:NZ	3:E:76:THR:O	2.36	0.56
2:F:48:LYS:HD3	2:F:54:ILE:HD13	1.86	0.56
1:A:206:LYS:HE2	1:A:221:SER:OG	2.05	0.56
1:A:666:ILE:HD11	1:A:672:ALA:HB2	1.88	0.56

*Continued on next page...*

*Continued from previous page...*

Atom-1	Atom-2	Interatomic distance (Å)	Clash overlap (Å)
2:F:120:PRO:HB2	2:F:125:LEU:HG	1.86	0.56
1:A:396:TYR:HB2	1:A:514:SER:HB2	1.86	0.56
1:B:122:ASN:HB2	5:B:1302:NAG:HN2	1.71	0.56
1:A:454:ARG:NH2	1:A:469:SER:O	2.29	0.56
1:A:763:LEU:O	1:A:766:ALA:N	2.38	0.56
2:F:18:VAL:HG13	2:F:74:ILE:HB	1.87	0.56
1:A:90:VAL:HG12	1:A:91:TYR:O	2.05	0.56
1:B:290:ASP:O	1:B:297:SER:HB3	2.06	0.56
1:B:311:GLY:HA2	1:B:664:ILE:HG23	1.86	0.56
1:B:379:CYS:HA	1:B:432:CYS:HA	1.87	0.56
2:D:18:VAL:HG13	2:D:74:ILE:HB	1.87	0.56
1:C:229:LEU:HB3	1:C:231:ILE:HG23	1.86	0.56
1:C:1004:LEU:O	1:C:1007:TYR:N	2.39	0.56
2:D:14:PRO:HG2	2:D:107:LYS:HB3	1.87	0.56
2:D:114[B]:SER:HB2	2:D:137:ASN:HB2	1.87	0.56
1:A:323:THR:HG21	1:A:537:LYS:HE3	1.88	0.56
1:A:342:PHE:HB2	5:A:1305:NAG:H82	1.87	0.56
1:B:108:THR:O	1:B:237:ARG:NH2	2.39	0.56
1:C:1006:THR:O	1:C:1010:GLN:HG2	2.06	0.56
1:C:1043:CYS:HB3	1:C:1048:HIS:CD2	2.40	0.56
1:A:202:LYS:HD3	1:A:204:TYR:OH	2.06	0.56
1:B:171:VAL:HG12	1:B:172:SER:N	2.20	0.56
1:B:331:ASN:HD21	5:B:1304:NAG:C7	2.19	0.56
1:C:141:LEU:O	1:C:243:ALA:HA	2.06	0.56
1:C:280:ASN:OD1	1:C:284:THR:N	2.35	0.56
1:C:498:GLN:H	1:C:501:ASN:ND2	2.04	0.56
1:C:953:ASN:O	1:C:957:GLN:N	2.29	0.56
3:G:162:ASN:HD22	3:G:166:LEU:HB2	1.71	0.56
1:A:1106:GLN:NE2	1:A:1111:GLU:OE1	2.38	0.55
2:F:140:TYR:CD1	2:F:141:PRO:HA	2.41	0.55
1:A:27:ALA:HB3	1:A:64:TRP:HE3	1.71	0.55
1:B:452:LEU:HA	1:B:494:SER:HA	1.87	0.55
1:C:659:SER:HB2	1:C:698:SER:HB2	1.87	0.55
2:D:140:TYR:CD1	2:D:141:PRO:HA	2.41	0.55
1:A:1089:PHE:CE2	1:C:914:ASN:HA	2.42	0.55
1:A:204:TYR:HB3	1:A:223:LEU:HB3	1.88	0.55
1:A:365:TYR:CD1	1:A:368:LEU:HD12	2.42	0.55
1:B:422:ASN:HB3	1:B:454:ARG:CB	2.36	0.55
2:F:37:GLN:NE2	3:G:39:GLN:OE1	2.35	0.55
1:B:763:LEU:HD22	1:B:1008:VAL:HG21	1.88	0.55
1:C:344:ALA:HB3	1:C:347:PHE:CE1	2.39	0.55

*Continued on next page...*

*Continued from previous page...*

Atom-1	Atom-2	Interatomic distance (Å)	Clash overlap (Å)
1:C:717:ASN:OD1	1:C:718:PHE:N	2.39	0.55
1:A:331:ASN:N	1:A:580:GLN:HG2	2.20	0.55
1:B:106:PHE:N	1:B:116:SER:OG	2.40	0.55
1:B:398:ASP:O	1:B:511:VAL:HA	2.05	0.55
2:D:115:VAL:HG11	2:D:204:LYS:HB2	1.89	0.55
2:D:125:LEU:HD22	2:D:182:LYS:HG3	1.89	0.55
2:F:148:TRP:CD1	2:F:159:SER:HB2	2.41	0.55
3:G:23:LYS:NZ	3:G:76:THR:O	2.36	0.55
1:A:347:PHE:CE2	1:A:509:ARG:HG2	2.41	0.55
1:A:975:SER:O	1:A:1000:ARG:NH2	2.40	0.55
1:C:1141:LEU:HG	1:C:1145:LEU:HD11	1.88	0.55
3:E:162:ASN:HD22	3:E:166:LEU:HB2	1.72	0.55
1:A:331:ASN:OD1	5:A:1304:NAG:N2	2.40	0.55
1:B:347:PHE:CE2	1:B:509:ARG:HD3	2.42	0.55
1:B:898:PHE:O	1:B:901:GLN:N	2.33	0.55
2:D:148:TRP:CD1	2:D:159:SER:HB2	2.41	0.55
1:B:136:CYS:HB3	1:B:138:ASP:H	1.72	0.55
1:C:57:PRO:HB3	1:C:273:ARG:NH1	2.21	0.55
1:C:1047:TYR:HD2	1:C:1067:TYR:HD2	1.54	0.55
2:D:32:LEU:HG	2:D:88:GLN:O	2.07	0.55
1:A:497:PHE:CZ	1:A:507:PRO:HB3	2.42	0.55
1:C:139:PRO:HB3	1:C:159:VAL:HG13	1.89	0.55
1:A:114:THR:OG1	1:A:115:GLN:N	2.40	0.54
1:B:1006:THR:O	1:B:1010:GLN:HG2	2.07	0.54
1:C:666:ILE:HD11	1:C:672:ALA:HB2	1.89	0.54
2:D:158:ASN:O	2:D:179:THR:OG1	2.22	0.54
1:A:894:LEU:HD13	1:B:715:PRO:HD3	1.88	0.54
1:B:233:ILE:HG22	1:B:234:ASN:H	1.72	0.54
1:C:108:THR:O	1:C:237:ARG:NH2	2.40	0.54
1:B:86:PHE:HB3	1:B:236:THR:HA	1.90	0.54
1:B:341:VAL:HG22	1:B:356:LYS:HD3	1.89	0.54
1:B:560:LEU:HB2	1:B:563:GLN:HB2	1.90	0.54
1:C:796:ASP:OD1	1:C:796:ASP:N	2.38	0.54
2:F:32:LEU:HG	2:F:88:GLN:O	2.07	0.54
1:A:437:ASN:HA	1:A:508:TYR:HD1	1.73	0.54
1:A:587:ILE:HG22	1:A:588:THR:H	1.71	0.54
1:B:532:ASN:OD1	1:B:533:LEU:N	2.34	0.54
1:B:759:PHE:O	1:B:763:LEU:HG	2.07	0.54
1:C:29:THR:OG1	1:C:215:ASP:OD2	2.12	0.54
1:C:318:PHE:HZ	1:C:615:VAL:HG11	1.72	0.54
1:C:557:LYS:O	1:C:584:ILE:HG21	2.08	0.54

*Continued on next page...*

*Continued from previous page...*

Atom-1	Atom-2	Interatomic distance (Å)	Clash overlap (Å)
2:D:158:ASN:HB3	2:D:179:THR:O	2.08	0.54
2:D:167:SER:HG	2:D:171:THR:HG1	1.53	0.54
1:B:117:LEU:HD21	1:B:119:ILE:HD11	1.90	0.54
1:B:123:ALA:O	1:B:124:THR:OG1	2.23	0.54
1:B:349:SER:HB3	1:B:452:LEU:H	1.72	0.54
1:C:130:VAL:HB	1:C:233:ILE:HD11	1.89	0.54
3:E:131:LEU:N	3:E:146:GLY:O	2.40	0.54
1:B:676:THR:HG21	1:B:691:SER:N	2.20	0.54
1:C:90:VAL:HG12	1:C:91:TYR:N	2.23	0.54
1:A:452:LEU:HA	1:A:494:SER:HA	1.90	0.54
1:B:543:PHE:N	1:B:546:LEU:O	2.32	0.54
1:C:826:VAL:HB	1:C:1057:PRO:HG2	1.89	0.54
2:F:77:LEU:HD22	2:F:103:LEU:HD21	1.90	0.54
1:B:873:TYR:O	1:B:876:ALA:N	2.41	0.54
2:D:138:ASN:HA	2:D:171:THR:HB	1.90	0.54
1:C:439:ASN:HA	1:C:443:SER:OG	2.08	0.54
3:E:86:LEU:HD22	3:E:118:VAL:HG21	1.90	0.54
1:B:544:ASN:OD1	1:B:579:PRO:HG3	2.08	0.54
1:C:118:LEU:HD22	1:C:133:PHE:HZ	1.72	0.54
1:C:422:ASN:HB3	1:C:454:ARG:CB	2.38	0.54
1:C:719:THR:HG22	1:C:1068:VAL:O	2.08	0.54
2:D:37:GLN:NE2	3:E:39:GLN:OE1	2.35	0.54
1:B:105:ILE:C	1:B:106:PHE:HD1	2.11	0.53
1:B:349:SER:OG	1:B:451:TYR:HA	2.08	0.53
1:C:191:GLU:O	1:C:205:SER:HA	2.08	0.53
1:C:556:ASN:N	1:C:556:ASN:OD1	2.41	0.53
1:C:815:ARG:HD2	1:C:823:PHE:HE2	1.73	0.53
3:E:148:LEU:HD11	3:E:184:SER:HB3	1.90	0.53
1:A:714:ILE:HD11	1:A:1094:VAL:HG21	1.90	0.53
1:A:1123:SER:OG	1:C:914:ASN:ND2	2.34	0.53
1:B:404:GLY:HA2	1:B:508:TYR:CD2	2.43	0.53
1:C:90:VAL:HG12	1:C:91:TYR:H	1.72	0.53
2:D:64:SER:OG	2:D:71:THR:OG1	2.27	0.53
1:A:1072:GLU:HG2	1:C:894:LEU:CD2	2.35	0.53
1:C:187:LYS:O	1:C:210:ILE:N	2.29	0.53
2:D:12:VAL:HB	2:D:77:LEU:HD11	1.89	0.53
2:F:35:TYR:HE2	2:F:88:GLN:HG3	1.74	0.53
3:G:133:PRO:HA	3:G:144:ALA:O	2.09	0.53
1:A:116:SER:HG	1:A:135:PHE:HZ	1.54	0.53
1:B:392:PHE:HB2	1:B:524:VAL:HB	1.90	0.53
1:C:90:VAL:HG12	1:C:91:TYR:O	2.07	0.53

*Continued on next page...*

*Continued from previous page...*

Atom-1	Atom-2	Interatomic distance (Å)	Clash overlap (Å)
3:E:133:PRO:HA	3:E:144:ALA:O	2.08	0.53
1:A:534:VAL:HG11	1:A:537:LYS:HE2	1.89	0.53
1:A:540:ASN:OD1	1:A:541:PHE:N	2.41	0.53
1:A:1102:TRP:HB2	1:A:1135:ASN:ND2	2.22	0.53
1:C:105:ILE:HG12	1:C:118:LEU:HD13	1.90	0.53
2:F:115:VAL:HG11	2:F:204:LYS:HB2	1.89	0.53
2:F:138:ASN:HA	2:F:171:THR:HB	1.90	0.53
2:F:162:VAL:HG22	3:G:176:VAL:HA	1.91	0.53
1:A:328:ARG:HG2	1:A:579:PRO:HD2	1.90	0.53
2:F:121:SER:HB3	3:G:130:PRO:O	2.09	0.53
2:F:158:ASN:HB3	2:F:179:THR:O	2.08	0.53
1:B:141:LEU:N	1:B:242:LEU:O	2.42	0.53
1:B:733:LYS:HD2	1:B:775:ASP:OD1	2.08	0.53
2:F:125:LEU:HD22	2:F:182:LYS:HG3	1.89	0.53
3:G:39:GLN:O	3:G:93:VAL:N	2.25	0.53
3:G:170:VAL:HG22	3:G:189:VAL:HB	1.90	0.53
1:A:130:VAL:HG21	1:A:167:THR:OG1	2.09	0.53
1:A:140:PHE:HB2	1:A:244:LEU:HG	1.91	0.53
1:C:350:VAL:HG13	1:C:422:ASN:ND2	2.23	0.53
2:D:77:LEU:HD22	2:D:103:LEU:HD21	1.90	0.53
2:F:64:SER:OG	2:F:71:THR:OG1	2.27	0.53
2:F:149:LYS:HE2	2:F:154:LEU:HD23	1.91	0.53
1:A:1089:PHE:HE2	1:C:914:ASN:HA	1.73	0.53
1:B:1115:ILE:HG22	1:B:1137:VAL:HG13	1.90	0.53
1:C:599:THR:HB	1:C:608:VAL:HG12	1.91	0.53
1:A:324:GLU:CG	1:A:325:SER:H	2.17	0.53
1:A:994:ASP:O	1:A:998:THR:N	2.34	0.53
1:B:645:THR:OG1	1:B:648:GLY:O	2.16	0.53
1:C:157:PHE:HB3	1:C:160:TYR:OH	2.09	0.53
2:D:115:VAL:HA	2:D:135:LEU:O	2.09	0.53
2:F:115:VAL:HA	2:F:135:LEU:O	2.09	0.53
1:A:1090:PRO:HG2	1:C:913:GLN:HE22	1.74	0.52
2:D:35:TYR:HE2	2:D:88:GLN:HG3	1.74	0.52
3:G:131:LEU:N	3:G:146:GLY:O	2.40	0.52
1:B:349:SER:HB2	1:B:351:TYR:CD1	2.45	0.52
1:B:378:LYS:O	1:B:433:VAL:N	2.42	0.52
1:C:403:ARG:NH2	1:C:406:GLU:OE2	2.42	0.52
3:E:39:GLN:O	3:E:93:VAL:N	2.25	0.52
1:A:27:ALA:O	1:A:64:TRP:HB3	2.08	0.52
1:A:360:ASN:ND2	1:C:230:PRO:HG3	2.24	0.52
1:B:709:ASN:ND2	5:B:1309:NAG:O7	2.39	0.52

*Continued on next page...*

*Continued from previous page...*

Atom-1	Atom-2	Interatomic distance (Å)	Clash overlap (Å)
1:C:121:ASN:ND2	1:C:190:ARG:HH22	2.06	0.52
1:C:1139:ASP:OD1	1:C:1141:LEU:N	2.39	0.52
1:A:1006:THR:HG21	1:C:762:GLN:HE22	1.73	0.52
1:A:1123:SER:CB	1:C:914:ASN:HD22	2.22	0.52
1:B:474:GLN:NE2	1:B:478:THR:O	2.43	0.52
2:F:118:PHE:CD1	3:G:131:LEU:HB3	2.44	0.52
2:F:167:SER:HG	2:F:171:THR:HG1	1.56	0.52
3:G:148:LEU:HD11	3:G:184:SER:HB3	1.90	0.52
1:A:138:ASP:O	1:A:140:PHE:HD1	1.92	0.52
1:B:587:ILE:HG22	1:B:588:THR:N	2.22	0.52
1:C:970:PHE:CD2	1:C:999:GLY:HA3	2.45	0.52
2:D:121:SER:HB3	3:E:130:PRO:O	2.09	0.52
2:F:12:VAL:HB	2:F:77:LEU:HD11	1.89	0.52
1:A:90:VAL:HG12	1:A:91:TYR:N	2.25	0.52
1:A:106:PHE:N	1:A:106:PHE:CD1	2.77	0.52
1:A:818:ILE:O	1:A:821:LEU:N	2.40	0.52
1:B:568:ASP:OD1	1:B:569:ILE:N	2.39	0.52
2:F:132:VAL:O	2:F:178:LEU:N	2.26	0.52
3:G:86:LEU:HD22	3:G:118:VAL:HG21	1.90	0.52
2:D:118:PHE:CD1	3:E:131:LEU:HB3	2.44	0.52
2:F:135:LEU:HD13	3:G:173:PHE:HE2	1.74	0.52
1:A:376:THR:HB	3:E:103:PRO:HB3	1.92	0.52
1:A:997:ILE:O	1:A:1001:LEU:N	2.41	0.52
1:B:200:TYR:OH	1:C:394:ASN:ND2	2.43	0.52
1:B:1139:ASP:CG	1:B:1142:GLN:H	2.13	0.52
1:C:303:LEU:HD12	1:C:308:VAL:HG22	1.92	0.52
1:C:802:PHE:CD1	1:C:805:ILE:HD11	2.39	0.52
2:D:195:VAL:O	2:D:201:SER:HA	2.10	0.52
1:A:564:GLN:OE1	1:A:577:ARG:NH2	2.43	0.52
1:B:855:PHE:HD2	1:C:589:PRO:CD	2.22	0.52
2:D:162:VAL:HG22	3:E:176:VAL:HA	1.91	0.52
3:G:55:ASN:OD1	3:G:101:TYR:OH	2.09	0.52
1:A:126:VAL:N	1:A:172:SER:HB2	2.25	0.52
1:B:229:LEU:HB3	1:B:231:ILE:HG23	1.92	0.52
1:B:762:GLN:HE22	1:C:1006:THR:HG21	1.74	0.52
1:B:1100:THR:OG1	1:B:1101:HIS:N	2.43	0.52
1:B:1139:ASP:OD1	1:B:1141:LEU:N	2.35	0.52
1:C:448:ASN:H	1:C:497:PHE:H	1.58	0.52
1:C:566:GLY:N	1:C:575:ALA:O	2.30	0.52
3:E:97:ALA:HB1	3:E:107:MET:HB2	1.92	0.52
2:F:105:ILE:HB	2:F:108:ARG:NH1	2.24	0.52

*Continued on next page...*

*Continued from previous page...*

Atom-1	Atom-2	Interatomic distance (Å)	Clash overlap (Å)
3:G:87:ARG:H	3:G:90:ASP:HB2	1.75	0.52
1:A:587:ILE:HG22	1:A:588:THR:N	2.25	0.51
1:B:796:ASP:OD1	1:B:796:ASP:N	2.42	0.51
1:C:334:ASN:O	1:C:362:VAL:N	2.42	0.51
2:D:120:PRO:HD3	2:D:132:VAL:HG22	1.92	0.51
2:D:149:LYS:HE2	2:D:154:LEU:HD23	1.91	0.51
1:A:351:TYR:HA	1:A:422:ASN:HB2	1.92	0.51
1:B:27:ALA:HB3	1:B:64:TRP:CE3	2.45	0.51
1:B:676:THR:HG21	1:B:690:GLN:HA	1.92	0.51
1:C:381:GLY:HA3	1:C:430:THR:HA	1.92	0.51
1:C:560:LEU:HD12	1:C:562:PHE:HE1	1.74	0.51
2:D:164:GLU:HG3	2:D:174:LEU:HD13	1.93	0.51
1:A:379:CYS:HB3	1:A:382:VAL:O	2.10	0.51
1:A:797:PHE:CZ	1:A:882:ILE:HG21	2.45	0.51
1:A:905:ARG:HD3	1:A:1049:LEU:O	2.10	0.51
1:C:109:THR:O	1:C:110:LEU:HB2	2.11	0.51
2:D:105:ILE:HB	2:D:108:ARG:NH1	2.25	0.51
1:B:331:ASN:O	1:B:333:THR:N	2.44	0.51
1:B:710:ASN:O	1:B:1077:THR:HG22	2.09	0.51
1:B:725:GLU:OE2	1:B:1028:LYS:HE3	2.10	0.51
1:C:1032:CYS:SG	1:C:1048:HIS:NE2	2.84	0.51
3:E:35:HIS:HA	3:E:50:TYR:HA	1.92	0.51
3:E:170:VAL:HG22	3:E:189:VAL:HB	1.90	0.51
1:A:330:PRO:HD3	1:A:544:ASN:OD1	2.10	0.51
1:A:562:PHE:CD2	1:C:225:PRO:HD2	2.45	0.51
1:A:645:THR:OG1	1:A:648:GLY:N	2.24	0.51
1:A:1039:ARG:NE	1:C:1031:GLU:OE2	2.38	0.51
1:B:112:SER:OG	1:B:133:PHE:HA	2.11	0.51
1:B:136:CYS:N	1:B:139:PRO:HG3	2.25	0.51
1:B:328:ARG:NH1	1:B:580:GLN:OE1	2.43	0.51
3:E:154:PRO:HD2	3:E:207:HIS:CE1	2.46	0.51
2:F:195:VAL:O	2:F:201:SER:HA	2.10	0.51
1:A:328:ARG:HH21	1:A:533:LEU:HD12	1.75	0.51
1:A:329:PHE:O	1:A:580:GLN:NE2	2.41	0.51
1:A:559:PHE:CZ	1:C:43:PHE:HB3	2.45	0.51
1:C:40:ASP:N	1:C:40:ASP:OD1	2.43	0.51
1:C:121:ASN:HD22	1:C:190:ARG:HH22	1.58	0.51
1:C:129:LYS:HD2	1:C:131:CYS:SG	2.50	0.51
1:C:142:GLY:O	1:C:151:SER:HB2	2.10	0.51
1:C:190:ARG:HE	1:C:192:PHE:HZ	1.59	0.51
1:C:347:PHE:HE2	1:C:509:ARG:HB3	1.75	0.51

*Continued on next page...*



*Continued from previous page...*

Atom-1	Atom-2	Interatomic distance (Å)	Clash overlap (Å)
1:C:403:ARG:HD2	1:C:505:TYR:CD1	2.45	0.51
1:C:540:ASN:OD1	1:C:541:PHE:N	2.44	0.51
1:C:714:ILE:HD11	1:C:1094:VAL:HG21	1.93	0.51
3:G:18:VAL:HG12	3:G:86:LEU:HD21	1.92	0.51
3:G:154:PRO:HD2	3:G:207:HIS:CE1	2.46	0.51
1:A:32:PHE:HA	1:A:59:PHE:CE1	2.46	0.51
1:A:107:GLY:H	1:A:235:ILE:HG23	1.76	0.51
1:A:143:VAL:HG13	1:A:151:SER:HB2	1.93	0.51
1:A:856:ASN:O	1:A:858:LEU:HD12	2.10	0.51
1:B:347:PHE:HE2	1:B:509:ARG:HB3	1.76	0.51
3:E:18:VAL:HG12	3:E:86:LEU:HD21	1.92	0.51
1:A:387:LEU:HD22	1:A:392:PHE:CZ	2.45	0.51
1:A:457:ARG:HG2	1:A:458:LYS:N	2.26	0.51
1:B:406:GLU:HG2	1:B:418:ILE:HG13	1.93	0.51
1:B:1084:ASP:HB2	1:B:1086:LYS:HZ3	1.76	0.51
1:C:331:ASN:OD1	1:C:331:ASN:N	2.42	0.51
3:G:35:HIS:HA	3:G:50:TYR:HA	1.92	0.51
1:A:402:ILE:HG12	1:A:510:VAL:HG21	1.91	0.51
1:A:973:ILE:HD12	1:A:983:ARG:NH2	2.26	0.51
1:B:37:TYR:HA	1:B:223:LEU:H	1.75	0.51
1:B:90:VAL:HG12	1:B:91:TYR:N	2.26	0.51
1:B:455:LEU:N	1:B:491:PRO:O	2.43	0.51
1:B:599:THR:OG1	1:B:600:PRO:O	2.29	0.51
2:D:18:VAL:N	2:D:74:ILE:O	2.38	0.51
2:D:61:PHE:CD1	2:D:74:ILE:HG12	2.46	0.51
4:N:1:NAG:O3	4:N:2:NAG:O5	2.19	0.51
1:A:1102:TRP:HB2	1:A:1135:ASN:HD22	1.76	0.51
1:B:101:ILE:HG12	1:B:242:LEU:CD2	2.41	0.51
1:B:1095:PHE:CE1	1:B:1104:VAL:HB	2.46	0.51
1:C:38:TYR:CE1	1:C:285:ILE:HG13	2.46	0.51
1:C:645:THR:HG1	1:C:648:GLY:H	1.55	0.51
1:C:901:GLN:NE2	1:C:905:ARG:HE	1.95	0.51
1:C:978:ASN:O	1:C:981:LEU:N	2.44	0.51
1:B:348:ALA:HB2	1:B:354:ASN:CG	2.32	0.50
1:C:317:ASN:ND2	1:C:594:GLY:HA2	2.26	0.50
1:C:737:ASP:OD1	1:C:739:THR:N	2.42	0.50
2:F:31:ASN:OD1	2:F:90:THR:HG21	2.11	0.50
2:F:34:TRP:O	2:F:45:LEU:HD12	2.11	0.50
1:A:422:ASN:ND2	1:A:453:TYR:HB2	2.25	0.50
1:A:856:ASN:O	1:A:858:LEU:HD13	2.10	0.50
1:B:361:CYS:SG	1:B:524:VAL:HG22	2.51	0.50

*Continued on next page...*



*Continued from previous page...*

Atom-1	Atom-2	Interatomic distance (Å)	Clash overlap (Å)
1:B:726:ILE:HG12	1:B:1061:VAL:HG22	1.92	0.50
1:C:381:GLY:HA3	1:C:430:THR:HG23	1.93	0.50
1:C:403:ARG:HD2	1:C:505:TYR:HD1	1.76	0.50
1:C:724:THR:HG23	1:C:1061:VAL:HG13	1.93	0.50
2:D:132:VAL:O	2:D:178:LEU:N	2.26	0.50
2:F:120:PRO:HD3	2:F:132:VAL:HG22	1.92	0.50
1:A:762:GLN:HE22	1:B:1006:THR:HG21	1.76	0.50
1:B:347:PHE:HB2	1:B:401:VAL:HG23	1.92	0.50
1:B:559:PHE:HB2	1:B:584:ILE:HD12	1.93	0.50
2:D:31:ASN:OD1	2:D:90:THR:HG21	2.10	0.50
3:E:87:ARG:H	3:E:90:ASP:HB2	1.75	0.50
3:G:11:VAL:HG22	3:G:117:THR:HB	1.93	0.50
1:A:141:LEU:HB3	1:A:243:ALA:HA	1.94	0.50
1:A:324:GLU:OE1	1:A:324:GLU:N	2.44	0.50
1:A:452:LEU:HD21	1:A:492:LEU:CB	2.34	0.50
1:A:712:ILE:O	1:A:1075:PHE:N	2.41	0.50
1:B:240:THR:O	1:B:241:LEU:HD23	2.12	0.50
1:C:398:ASP:O	1:C:511:VAL:HA	2.12	0.50
3:G:97:ALA:HB1	3:G:107:MET:HB2	1.92	0.50
3:G:162:ASN:N	3:G:202:ILE:O	2.36	0.50
1:A:568:ASP:OD1	1:A:569:ILE:N	2.39	0.50
1:B:33:THR:OG1	1:B:219:GLY:O	2.29	0.50
1:B:100:ILE:HA	1:B:102:ARG:NH1	2.26	0.50
1:B:105:ILE:HD13	1:B:135:PHE:CD2	2.46	0.50
2:F:124:GLN:HG3	3:G:129:PHE:CD1	2.47	0.50
1:A:91:TYR:CG	1:A:92:PHE:N	2.79	0.50
1:A:726:ILE:HG12	1:A:1061:VAL:HG22	1.94	0.50
1:C:133:PHE:CE2	1:C:135:PHE:HE1	2.30	0.50
2:F:164:GLU:HG3	2:F:174:LEU:HD13	1.93	0.50
1:A:352:ALA:HB2	1:A:468:ILE:HG22	1.94	0.50
1:A:1097:SER:OG	1:A:1101:HIS:O	2.24	0.50
1:B:118:LEU:HD23	1:B:129:LYS:HE2	1.94	0.50
1:B:855:PHE:CD2	1:C:589:PRO:HD3	2.44	0.50
1:B:864:LEU:HG	1:B:865:LEU:HD12	1.93	0.50
1:C:365:TYR:HA	1:C:368:LEU:HG	1.94	0.50
1:C:802:PHE:O	1:C:805:ILE:N	2.44	0.50
2:D:124:GLN:HG3	3:E:129:PHE:CD1	2.47	0.50
3:G:30:SER:HA	3:G:53:PRO:HB2	1.93	0.50
1:B:399:SER:HA	1:B:511:VAL:HG22	1.93	0.50
1:C:347:PHE:CE2	1:C:509:ARG:HB3	2.47	0.50
1:C:800:PHE:N	1:C:800:PHE:HD1	2.09	0.50

*Continued on next page...*

*Continued from previous page...*

Atom-1	Atom-2	Interatomic distance (Å)	Clash overlap (Å)
1:C:999:GLY:O	1:C:1003:SER:N	2.45	0.50
2:F:12:VAL:HG12	2:F:13:SER:N	2.26	0.50
2:F:22:CYS:HB2	2:F:34:TRP:CH2	2.47	0.50
3:G:12:LYS:O	3:G:119:SER:N	2.45	0.50
1:A:822:LEU:HD21	1:A:938:LEU:HD13	1.94	0.50
1:C:800:PHE:N	1:C:800:PHE:CD1	2.80	0.50
3:E:171:HIS:CG	3:E:173:PHE:HE1	2.29	0.50
3:G:12:LYS:HB3	3:G:86:LEU:HD13	1.94	0.50
1:A:559:PHE:CZ	1:A:566:GLY:CA	2.92	0.49
1:B:204:TYR:HB3	1:B:223:LEU:HB3	1.94	0.49
1:C:395:VAL:HA	1:C:514:SER:O	2.12	0.49
2:D:32:LEU:HD22	2:D:70:PHE:HB3	1.94	0.49
3:E:11:VAL:HG22	3:E:117:THR:HB	1.93	0.49
1:A:158:ARG:O	1:A:158:ARG:HG3	2.12	0.49
1:B:318:PHE:HZ	1:B:615:VAL:HG11	1.77	0.49
1:B:377:PHE:CE2	1:B:384:PRO:HB3	2.46	0.49
1:B:417:LYS:HA	1:B:421:TYR:CD2	2.47	0.49
1:B:676:THR:OG1	1:B:690:GLN:HG2	2.12	0.49
1:B:729:VAL:HG13	1:B:781:VAL:HG21	1.94	0.49
1:C:360:ASN:N	1:C:523:THR:HB	2.22	0.49
2:D:135:LEU:HD13	3:E:173:PHE:HE2	1.74	0.49
2:F:123:GLU:HG2	3:G:129:PHE:HE1	1.77	0.49
3:G:102:ASP:HB3	3:G:104:TYR:H	1.77	0.49
3:G:171:HIS:CG	3:G:173:PHE:HE1	2.29	0.49
1:B:196:ASN:HD21	1:B:235:ILE:HD12	1.77	0.49
2:D:12:VAL:HG12	2:D:13:SER:N	2.26	0.49
3:E:18:VAL:N	3:E:86:LEU:HD11	2.26	0.49
1:A:227:VAL:HG12	1:A:228:ASP:N	2.28	0.49
1:A:1086:LYS:HD2	1:A:1122:VAL:HG11	1.93	0.49
1:B:43:PHE:HD1	1:C:563:GLN:CD	2.15	0.49
1:B:136:CYS:H	1:B:139:PRO:HG3	1.77	0.49
1:B:422:ASN:HB3	1:B:454:ARG:HB3	1.95	0.49
1:C:315:THR:HG22	1:C:316:SER:N	2.22	0.49
3:E:12:LYS:HB3	3:E:86:LEU:HD13	1.94	0.49
1:A:864:LEU:HG	1:A:865:LEU:HD12	1.93	0.49
1:A:914:ASN:HD22	1:B:1123:SER:CB	2.24	0.49
1:B:408:ARG:HD3	3:G:102:ASP:HA	1.94	0.49
2:F:61:PHE:CD1	2:F:74:ILE:HG12	2.46	0.49
1:A:503:VAL:HA	1:A:506:GLN:HG3	1.92	0.49
1:A:858:LEU:HD23	1:A:959:LEU:HD22	1.95	0.49
1:C:356:LYS:O	1:C:397:ALA:N	2.32	0.49

*Continued on next page...*

*Continued from previous page...*

Atom-1	Atom-2	Interatomic distance (Å)	Clash overlap (Å)
1:C:377:PHE:CD1	1:C:434:ILE:HG12	2.48	0.49
1:C:886:TRP:HB2	1:C:1034:LEU:O	2.12	0.49
1:C:1115:ILE:HG22	1:C:1137:VAL:HG13	1.93	0.49
2:D:34:TRP:O	2:D:45:LEU:HD12	2.11	0.49
2:D:123:GLU:HG2	3:E:129:PHE:HE1	1.76	0.49
3:E:102:ASP:HB3	3:E:104:TYR:H	1.77	0.49
3:E:159:VAL:HG13	3:E:205:VAL:HG22	1.95	0.49
2:F:32:LEU:HD22	2:F:70:PHE:HB3	1.94	0.49
3:G:88:SER:HA	3:G:118:VAL:O	2.12	0.49
1:A:290:ASP:OD1	1:A:291:CYS:N	2.45	0.49
1:A:355:ARG:HB2	1:A:466:ARG:HH22	1.78	0.49
1:A:431:GLY:HA3	1:A:513:LEU:O	2.12	0.49
1:A:802:PHE:CD1	1:A:805:ILE:HD11	2.38	0.49
1:B:106:PHE:HB3	1:B:235:ILE:HG21	1.94	0.49
1:C:240:THR:O	1:C:241:LEU:HD23	2.12	0.49
1:C:387:LEU:HD21	1:C:432:CYS:SG	2.52	0.49
1:C:801:ASN:ND2	4:T:1:NAG:O7	2.45	0.49
2:D:95:TYR:HH	3:E:105:TYR:HE2	1.60	0.49
3:E:12:LYS:O	3:E:119:SER:N	2.45	0.49
3:E:30:SER:HA	3:E:53:PRO:HB2	1.93	0.49
2:F:18:VAL:N	2:F:74:ILE:O	2.38	0.49
1:B:318:PHE:CZ	1:B:615:VAL:HG11	2.48	0.49
1:C:192:PHE:HD2	1:C:194:PHE:HZ	1.59	0.49
2:F:19:THR:HA	2:F:73:THR:HA	1.95	0.49
1:A:126:VAL:O	1:A:172:SER:N	2.46	0.49
1:B:393:THR:OG1	1:B:394:ASN:N	2.45	0.49
1:C:375:SER:N	1:C:435:ALA:O	2.45	0.49
1:C:377:PHE:HD1	1:C:434:ILE:HG12	1.77	0.49
1:C:403:ARG:HA	1:C:497:PHE:HE1	1.78	0.49
2:D:119:PRO:HG2	3:E:132:ALA:HB3	1.95	0.49
3:E:66:GLY:O	3:E:84:SER:OG	2.18	0.49
3:G:18:VAL:N	3:G:86:LEU:HD11	2.26	0.49
1:B:331:ASN:C	1:B:333:THR:H	2.16	0.49
1:B:588:THR:HG23	1:B:589:PRO:HD2	1.95	0.49
1:C:476:GLY:N	1:C:487:ASN:HB3	2.28	0.49
2:F:49:TYR:C	2:F:51:SER:H	2.17	0.49
1:A:27:ALA:HB3	1:A:64:TRP:CE3	2.47	0.48
1:A:901:GLN:O	1:A:904:TYR:N	2.36	0.48
1:B:43:PHE:HB2	1:C:563:GLN:CD	2.33	0.48
1:B:109:THR:O	1:B:110:LEU:HB2	2.13	0.48
1:B:353:TRP:CZ3	1:B:355:ARG:HD2	2.48	0.48

*Continued on next page...*

*Continued from previous page...*

Atom-1	Atom-2	Interatomic distance (Å)	Clash overlap (Å)
1:B:421:TYR:CD1	1:B:457:ARG:HB3	2.35	0.48
1:B:1016:ALA:HA	1:B:1019:ARG:HB3	1.95	0.48
1:C:64:TRP:HD1	1:C:266:TYR:CE2	2.31	0.48
1:C:275:PHE:CD1	1:C:290:ASP:HA	2.48	0.48
1:C:662:CYS:HB2	1:C:697:MET:SD	2.53	0.48
3:G:48:ILE:O	3:G:61:ASN:N	2.46	0.48
1:A:106:PHE:HD1	1:A:106:PHE:N	2.12	0.48
1:A:559:PHE:HE1	1:A:566:GLY:CA	2.26	0.48
1:B:802:PHE:CD1	1:B:805:ILE:HD11	2.46	0.48
1:C:808:ASP:OD2	1:C:811:LYS:HG2	2.13	0.48
3:E:48:ILE:O	3:E:61:ASN:N	2.46	0.48
1:A:442:ASP:HB3	1:A:448:ASN:ND2	2.23	0.48
1:C:55:PHE:CD2	1:C:275:PHE:CD2	3.01	0.48
1:C:578:ASP:HB3	1:C:581:THR:O	2.12	0.48
1:C:612:TYR:HE1	1:C:651:ILE:HD12	1.78	0.48
1:C:709:ASN:N	1:C:709:ASN:OD1	2.45	0.48
1:C:758:SER:O	1:C:762:GLN:N	2.45	0.48
2:D:22:CYS:HB2	2:D:34:TRP:CH2	2.47	0.48
2:D:86:PHE:HE1	3:E:44:SER:HB2	1.79	0.48
2:D:162:VAL:O	2:D:174:LEU:HD11	2.13	0.48
1:A:191:GLU:C	1:A:192:PHE:HD1	2.17	0.48
1:A:560:LEU:O	1:A:563:GLN:HB2	2.14	0.48
1:B:559:PHE:CE1	1:B:566:GLY:CA	2.96	0.48
1:B:856:ASN:CG	1:B:966:LEU:CD1	2.82	0.48
1:C:318:PHE:CZ	1:C:615:VAL:HG11	2.49	0.48
1:C:413:GLY:H	1:C:427:ASP:HA	1.78	0.48
3:G:19:LYS:HA	3:G:82:GLU:HA	1.96	0.48
1:A:559:PHE:CE1	1:A:566:GLY:N	2.78	0.48
1:B:224:GLU:OE1	1:B:224:GLU:N	2.43	0.48
1:B:656:VAL:HG12	1:B:658:ASN:H	1.79	0.48
1:C:455:LEU:N	1:C:491:PRO:O	2.42	0.48
2:D:49:TYR:C	2:D:51:SER:H	2.16	0.48
3:E:4:LEU:HD21	3:E:27:TYR:OH	2.13	0.48
3:E:163:SER:N	3:E:204:ASN:OD1	2.46	0.48
2:F:35:TYR:N	2:F:86:PHE:O	2.47	0.48
2:F:162:VAL:O	2:F:174:LEU:HD11	2.13	0.48
1:A:406:GLU:HB3	1:A:418:ILE:HG13	1.96	0.48
1:A:773:GLU:O	1:A:776:LYS:N	2.46	0.48
1:B:41:LYS:O	1:C:563:GLN:HA	2.13	0.48
1:B:106:PHE:N	1:B:106:PHE:CD1	2.82	0.48
1:B:408:ARG:HD2	3:G:101:TYR:HD2	1.79	0.48

*Continued on next page...*

*Continued from previous page...*

Atom-1	Atom-2	Interatomic distance (Å)	Clash overlap (Å)
1:B:914:ASN:HA	1:C:1089:PHE:HE2	1.78	0.48
1:C:1084:ASP:HB2	1:C:1086:LYS:HZ3	1.79	0.48
3:G:4:LEU:HD21	3:G:27:TYR:OH	2.13	0.48
3:G:163:SER:N	3:G:204:ASN:OD1	2.47	0.48
4:K:1:NAG:O4	4:K:2:NAG:O7	2.32	0.48
1:A:155:SER:O	1:A:157:PHE:HB2	2.12	0.48
1:A:946:GLY:O	1:A:950:ASP:N	2.45	0.48
1:A:319:ARG:HH12	1:C:745:ASP:CG	2.17	0.48
1:B:402:ILE:HD11	1:B:407:VAL:HG22	1.96	0.48
1:B:619:GLU:OE1	1:B:619:GLU:N	2.38	0.48
1:C:759:PHE:CD2	1:C:1001:LEU:HD21	2.49	0.48
1:C:759:PHE:O	1:C:763:LEU:HG	2.14	0.48
3:E:35:HIS:CD2	3:E:99:SER:HB3	2.49	0.48
3:E:88:SER:HA	3:E:118:VAL:O	2.12	0.48
2:F:95:TYR:HH	3:G:105:TYR:HE2	1.59	0.48
3:G:35:HIS:CD2	3:G:99:SER:HB3	2.49	0.48
1:A:106:PHE:CD2	1:A:235:ILE:HD13	2.48	0.48
1:C:1116:THR:HG22	1:C:1138:TYR:HD2	1.78	0.48
2:D:189:LYS:O	2:D:208:ARG:N	2.31	0.48
1:A:876:ALA:O	1:A:880:GLY:N	2.47	0.47
1:B:324:GLU:OE1	1:B:324:GLU:N	2.47	0.47
1:B:537:LYS:O	1:B:539:VAL:HG13	2.13	0.47
1:C:239:GLN:HG2	1:C:240:THR:O	2.14	0.47
1:C:361:CYS:SG	1:C:524:VAL:HG22	2.54	0.47
1:C:403:ARG:HD3	1:C:495:TYR:CD1	2.49	0.47
3:G:159:VAL:HG13	3:G:205:VAL:HG22	1.94	0.47
1:A:150:LYS:O	1:A:151:SER:OG	2.30	0.47
1:A:224:GLU:HB2	1:B:562:PHE:CE1	2.49	0.47
1:A:587:ILE:CG2	1:A:588:THR:H	2.27	0.47
1:A:689:SER:OG	1:A:690:GLN:N	2.46	0.47
1:B:106:PHE:O	1:B:116:SER:OG	2.25	0.47
1:B:362:VAL:HA	1:B:525:CYS:O	2.14	0.47
1:C:1135:ASN:OD1	1:C:1136:THR:N	2.46	0.47
2:D:19:THR:HA	2:D:73:THR:HA	1.95	0.47
2:D:35:TYR:N	2:D:86:PHE:O	2.47	0.47
3:E:12:LYS:HE3	3:E:18:VAL:HA	1.96	0.47
3:E:202:ILE:HG12	3:E:217:LYS:HA	1.96	0.47
2:F:86:PHE:HE1	3:G:44:SER:HB2	1.79	0.47
1:A:770:ILE:HD11	1:A:1012:LEU:HD23	1.95	0.47
1:A:894:LEU:HD22	1:B:713:ALA:O	2.15	0.47
1:A:914:ASN:HA	1:B:1089:PHE:HE2	1.79	0.47

*Continued on next page...*

*Continued from previous page...*

Atom-1	Atom-2	Interatomic distance (Å)	Clash overlap (Å)
1:B:904:TYR:CZ	1:C:1107:ARG:HD3	2.49	0.47
1:C:568:ASP:OD1	1:C:569:ILE:N	2.39	0.47
3:E:162:ASN:N	3:E:202:ILE:O	2.36	0.47
1:A:117:LEU:HD12	1:A:118:LEU:H	1.79	0.47
1:A:457:ARG:HG2	1:A:458:LYS:H	1.79	0.47
1:B:433:VAL:HA	1:B:512:VAL:HG22	1.96	0.47
1:C:215:ASP:HA	1:C:266:TYR:OH	2.14	0.47
1:C:436:TRP:NE1	1:C:509:ARG:HD2	2.29	0.47
1:A:106:PHE:HB3	1:A:235:ILE:CG2	2.44	0.47
1:A:421:TYR:HD1	1:A:457:ARG:HB3	1.80	0.47
1:A:661:GLU:O	1:A:695:TYR:OH	2.31	0.47
1:A:763:LEU:HD22	1:A:1008:VAL:HG21	1.95	0.47
1:B:105:ILE:HD13	1:B:135:PHE:CG	2.49	0.47
1:C:726:ILE:HG22	1:C:948:LEU:HD13	1.95	0.47
2:F:119:PRO:HG2	3:G:132:ALA:HB3	1.95	0.47
1:A:562:PHE:CD2	1:A:562:PHE:C	2.87	0.47
1:C:118:LEU:HD23	1:C:129:LYS:NZ	2.29	0.47
1:C:231:ILE:HD12	1:C:233:ILE:HD12	1.96	0.47
1:C:473:TYR:HE2	1:C:475:ALA:HB2	1.77	0.47
2:D:117:ILE:HD12	2:D:193:CYS:HB2	1.97	0.47
3:E:19:LYS:HA	3:E:82:GLU:HA	1.96	0.47
1:A:90:VAL:HG12	1:A:91:TYR:H	1.78	0.47
1:A:105:ILE:HD12	1:A:241:LEU:HD21	1.96	0.47
1:A:329:PHE:HA	1:A:544:ASN:OD1	2.14	0.47
1:A:484:GLU:OE2	1:A:490:PHE:HB2	2.15	0.47
1:A:856:ASN:OD1	1:A:966:LEU:HD11	2.07	0.47
1:A:1001:LEU:O	1:A:1004:LEU:N	2.47	0.47
1:A:1019:ARG:NH2	1:A:1023:ASN:OD1	2.47	0.47
1:B:339:GLY:O	1:B:342:PHE:N	2.48	0.47
1:B:905:ARG:HD3	1:B:1049:LEU:O	2.15	0.47
1:C:884:SER:HA	1:C:894:LEU:O	2.15	0.47
1:C:981:LEU:HD21	1:C:993:ILE:HD11	1.96	0.47
3:E:166:LEU:HD22	3:E:201:TYR:HD1	1.78	0.47
2:F:33:HIS:CE1	3:G:106:VAL:HG12	2.50	0.47
2:F:37:GLN:O	2:F:84:ILE:N	2.45	0.47
3:G:12:LYS:HE3	3:G:18:VAL:HA	1.96	0.47
1:A:1004:LEU:O	1:A:1007:TYR:N	2.47	0.47
1:B:1084:ASP:HB2	1:B:1086:LYS:NZ	2.30	0.47
1:C:475:ALA:N	1:C:487:ASN:O	2.29	0.47
2:D:116:PHE:HB3	2:D:118:PHE:CZ	2.50	0.47
3:G:178:GLN:HG2	3:G:182:LEU:O	2.15	0.47

*Continued on next page...*

*Continued from previous page...*

Atom-1	Atom-2	Interatomic distance (Å)	Clash overlap (Å)
1:A:538:CYS:HA	1:A:551:VAL:HG22	1.96	0.47
1:A:655:HIS:CD2	1:A:656:VAL:H	2.33	0.47
1:A:953:ASN:O	1:A:957:GLN:N	2.35	0.47
1:B:206:LYS:HG3	1:B:221:SER:OG	2.15	0.47
1:B:497:PHE:CD1	1:B:507:PRO:HB3	2.50	0.47
1:B:981:LEU:HD21	1:B:993:ILE:HD11	1.96	0.47
2:D:45:LEU:HB2	3:E:107:MET:O	2.15	0.47
2:D:85:TYR:HE2	2:D:103:LEU:HB2	1.79	0.47
3:E:126:PRO:HD3	3:E:207:HIS:HB2	1.97	0.47
2:F:6:GLN:NE2	2:F:87:CYS:SG	2.88	0.47
2:F:85:TYR:HE2	2:F:103:LEU:HB2	1.79	0.47
3:G:95:TYR:CB	3:G:110:TRP:HE3	2.28	0.47
1:A:394:ASN:HB3	1:A:396:TYR:CE2	2.49	0.47
1:A:800:PHE:N	1:A:800:PHE:HD1	2.13	0.47
1:C:129:LYS:HB3	1:C:131:CYS:SG	2.55	0.47
1:C:211:ASN:O	1:C:212:LEU:HB2	2.15	0.47
1:C:338:PHE:CE1	1:C:358:ILE:HG21	2.50	0.47
1:C:349:SER:HB3	1:C:452:LEU:H	1.78	0.47
1:C:1088:HIS:ND1	1:C:1122:VAL:HG22	2.30	0.47
2:D:6:GLN:NE2	2:D:87:CYS:SG	2.88	0.47
2:D:132:VAL:HG21	2:D:191:TYR:CD2	2.50	0.47
3:E:71:THR:OG1	3:E:80:TYR:HB2	2.15	0.47
2:F:45:LEU:HB2	3:G:107:MET:O	2.15	0.47
2:F:132:VAL:HG21	2:F:191:TYR:CD2	2.50	0.47
3:G:166:LEU:HD22	3:G:201:TYR:HD1	1.78	0.47
1:B:44:ARG:HB3	1:B:47:VAL:CG1	2.45	0.46
1:B:273:ARG:NH1	1:B:290:ASP:OD2	2.48	0.46
1:B:406:GLU:HB3	1:B:418:ILE:HG21	1.97	0.46
1:B:452:LEU:CD2	1:B:492:LEU:HB3	2.40	0.46
1:B:789:TYR:HA	1:C:703:ASN:O	2.16	0.46
1:B:916:LEU:HD12	1:B:923:ILE:HD12	1.96	0.46
1:C:1087:ALA:HB1	1:C:1089:PHE:HE1	1.80	0.46
2:F:117:ILE:HD12	2:F:193:CYS:HB2	1.97	0.46
1:B:287:ASP:HB3	1:B:306:PHE:HE2	1.79	0.46
1:B:540:ASN:OD1	1:B:541:PHE:N	2.48	0.46
1:C:133:PHE:HD2	1:C:160:TYR:CG	2.33	0.46
1:C:560:LEU:HD12	1:C:562:PHE:CE1	2.49	0.46
3:E:117:THR:HG21	3:E:153:PHE:HZ	1.80	0.46
3:G:71:THR:OG1	3:G:80:TYR:HB2	2.15	0.46
1:A:805:ILE:HD12	1:A:878:LEU:HD11	1.97	0.46
1:A:970:PHE:CD2	1:A:999:GLY:HA3	2.50	0.46

*Continued on next page...*



*Continued from previous page...*

Atom-1	Atom-2	Interatomic distance (Å)	Clash overlap (Å)
1:C:389:ASP:HA	1:C:528:LYS:HZ1	1.79	0.46
3:G:61:ASN:OD1	3:G:63:LYS:HD3	2.16	0.46
1:A:329:PHE:H	1:A:530:SER:CB	2.26	0.46
1:A:413:GLY:H	1:A:427:ASP:CG	2.19	0.46
1:B:82:PRO:HG2	1:B:84:LEU:HD11	1.97	0.46
1:C:659:SER:CB	1:C:698:SER:HB2	2.45	0.46
1:C:958:ALA:O	1:C:962:LEU:N	2.43	0.46
3:E:61:ASN:OD1	3:E:63:LYS:HD3	2.15	0.46
2:F:117:ILE:HA	2:F:133:VAL:O	2.15	0.46
2:F:139:PHE:O	2:F:172:TYR:HB2	2.16	0.46
1:A:89:GLY:HA3	1:A:270:LEU:HD12	1.96	0.46
1:A:315:THR:OG1	1:A:316:SER:N	2.48	0.46
1:B:143:VAL:HB	1:B:244:LEU:O	2.16	0.46
1:B:403:ARG:HD2	1:B:505:TYR:HD1	1.79	0.46
1:B:578:ASP:HB3	1:B:583:GLU:HG2	1.98	0.46
1:B:906:PHE:O	1:B:909:ILE:N	2.46	0.46
1:B:1089:PHE:N	1:B:1089:PHE:CD1	2.82	0.46
1:C:84:LEU:HD22	1:C:267:VAL:HG21	1.97	0.46
1:C:92:PHE:HZ	1:C:101:ILE:HG21	1.81	0.46
1:C:441:LEU:HD22	1:C:509:ARG:NH2	2.31	0.46
1:C:1088:HIS:CE1	1:C:1122:VAL:HG22	2.50	0.46
2:D:33:HIS:CE1	3:E:106:VAL:HG12	2.50	0.46
2:D:37:GLN:OE1	2:D:43:PRO:HG3	2.15	0.46
2:D:120:PRO:HG3	2:D:131:SER:N	2.31	0.46
3:E:178:GLN:HG2	3:E:182:LEU:O	2.15	0.46
1:A:225:PRO:CD	1:B:562:PHE:CE2	2.96	0.46
1:A:815:ARG:NH1	1:A:823:PHE:CD2	2.84	0.46
1:A:1088:HIS:CE1	1:A:1122:VAL:HG22	2.51	0.46
1:B:140:PHE:HB2	1:B:244:LEU:HG	1.96	0.46
1:B:316:SER:OG	1:B:317:ASN:N	2.47	0.46
1:B:408:ARG:HD3	3:G:102:ASP:CA	2.46	0.46
1:B:577:ARG:HG3	1:B:583:GLU:O	2.16	0.46
1:B:773:GLU:O	1:B:776:LYS:N	2.49	0.46
1:B:854:LYS:NZ	1:B:854:LYS:CB	2.78	0.46
1:C:451:TYR:HB2	1:C:497:PHE:HE2	1.79	0.46
2:D:37:GLN:O	2:D:84:ILE:N	2.45	0.46
2:D:124:GLN:HG3	3:E:129:PHE:CG	2.50	0.46
2:F:116:PHE:HB3	2:F:118:PHE:CZ	2.50	0.46
2:F:120:PRO:HG3	2:F:131:SER:N	2.31	0.46
2:F:134:CYS:N	2:F:176:SER:O	2.44	0.46
3:G:91:THR:OG1	3:G:118:VAL:N	2.38	0.46

*Continued on next page...*



*Continued from previous page...*

Atom-1	Atom-2	Interatomic distance (Å)	Clash overlap (Å)
3:G:202:ILE:HG12	3:G:217:LYS:HA	1.96	0.46
1:A:393:THR:OG1	1:A:516:GLU:HB3	2.15	0.46
1:A:1107:ARG:HD3	1:C:904:TYR:CZ	2.50	0.46
1:B:309:GLU:H	1:B:309:GLU:CD	2.17	0.46
1:B:901:GLN:O	1:B:904:TYR:N	2.32	0.46
1:B:1028:LYS:NZ	1:B:1042:PHE:O	2.48	0.46
1:B:1087:ALA:HB1	1:B:1089:PHE:HE1	1.81	0.46
1:C:379:CYS:HA	1:C:432:CYS:HA	1.98	0.46
1:C:442:ASP:HB3	1:C:451:TYR:HE2	1.80	0.46
3:E:91:THR:OG1	3:E:118:VAL:N	2.38	0.46
2:F:62:SER:OG	2:F:73:THR:HB	2.16	0.46
1:A:360:ASN:HD22	1:C:230:PRO:HG3	1.81	0.46
1:B:495:TYR:HD2	1:B:497:PHE:CZ	2.34	0.46
1:B:543:PHE:O	1:B:546:LEU:N	2.41	0.46
1:C:733:LYS:NZ	1:C:775:ASP:OD2	2.39	0.46
3:E:95:TYR:CB	3:E:110:TRP:HE3	2.28	0.46
1:A:894:LEU:HD21	1:B:1072:GLU:HG3	1.97	0.46
1:B:437:ASN:HA	1:B:508:TYR:HA	1.98	0.46
1:B:546:LEU:HD21	1:B:573:THR:HG21	1.98	0.46
1:C:91:TYR:HB3	1:C:268:GLY:H	1.80	0.46
2:D:151:ASP:OD1	2:D:189:LYS:N	2.49	0.46
3:G:65:LYS:HE3	3:G:67:ALA:HA	1.98	0.46
1:A:144:TYR:O	1:A:151:SER:HA	2.16	0.46
1:A:295:PRO:HB2	1:A:608:VAL:HG21	1.96	0.46
1:A:393:THR:HB	1:A:520:ALA:HB3	1.98	0.46
1:A:398:ASP:N	1:A:512:VAL:O	2.49	0.46
1:B:854:LYS:HB3	1:B:854:LYS:NZ	2.29	0.46
1:B:901:GLN:HE21	1:B:905:ARG:NE	1.96	0.46
1:C:564:GLN:HB3	1:C:565:PHE:CD1	2.51	0.46
1:C:620:VAL:HG21	1:C:651:ILE:HD11	1.97	0.46
2:D:139:PHE:O	2:D:172:TYR:HB2	2.16	0.46
2:F:20:ILE:HD12	2:F:74:ILE:HD12	1.98	0.46
2:F:37:GLN:OE1	2:F:43:PRO:HG3	2.15	0.46
2:F:151:ASP:OD1	2:F:189:LYS:N	2.49	0.46
1:A:275:PHE:CD1	1:A:290:ASP:HA	2.50	0.45
1:A:433:VAL:HG22	1:A:512:VAL:HG22	1.98	0.45
1:B:418:ILE:HD12	1:B:422:ASN:HD21	1.81	0.45
2:F:124:GLN:HG3	3:G:129:PHE:CG	2.51	0.45
1:A:412:PRO:HG2	3:E:55:ASN:HD21	1.81	0.45
1:B:392:PHE:HB3	1:B:395:VAL:HG22	1.99	0.45
1:B:435:ALA:HA	1:B:510:VAL:HG22	1.98	0.45

*Continued on next page...*

*Continued from previous page...*

Atom-1	Atom-2	Interatomic distance (Å)	Clash overlap (Å)
1:B:502:GLY:O	1:B:506:GLN:HG3	2.16	0.45
3:E:154:PRO:HD2	3:E:207:HIS:HE1	1.81	0.45
3:G:126:PRO:HD3	3:G:207:HIS:HB2	1.97	0.45
1:A:796:ASP:OD1	1:A:796:ASP:N	2.47	0.45
1:B:375:SER:H	1:B:436:TRP:HA	1.82	0.45
1:B:612:TYR:HB2	1:B:649:CYS:HB3	1.98	0.45
1:C:143:VAL:HG11	1:C:245:HIS:HE1	1.73	0.45
1:C:433:VAL:HG13	1:C:512:VAL:HG22	1.99	0.45
2:D:144:ALA:HB1	2:D:195:VAL:HG13	1.97	0.45
1:A:144:TYR:H	1:A:151:SER:HA	1.80	0.45
1:A:320:VAL:HG21	1:A:619:GLU:HG2	1.98	0.45
1:B:91:TYR:CG	1:B:92:PHE:N	2.84	0.45
1:C:136:CYS:O	1:C:139:PRO:HD3	2.17	0.45
1:C:612:TYR:CE1	1:C:651:ILE:HD12	2.50	0.45
1:C:767:LEU:HD23	1:C:770:ILE:HD12	1.97	0.45
3:G:162:ASN:OD1	3:G:202:ILE:N	2.48	0.45
1:A:240:THR:O	1:A:241:LEU:HD23	2.16	0.45
1:A:336:CYS:O	1:A:364:ASP:HB2	2.17	0.45
1:A:378:LYS:O	1:A:433:VAL:N	2.46	0.45
1:A:436:TRP:O	1:A:509:ARG:N	2.25	0.45
1:B:442:ASP:CG	1:B:509:ARG:HH21	2.20	0.45
1:C:393:THR:O	1:C:523:THR:OG1	2.21	0.45
1:C:473:TYR:CE2	1:C:475:ALA:HB2	2.51	0.45
2:F:135:LEU:HD22	3:G:173:PHE:HD2	1.81	0.45
2:F:144:ALA:HB1	2:F:195:VAL:HG13	1.97	0.45
3:G:117:THR:HG21	3:G:153:PHE:HZ	1.80	0.45
1:A:144:TYR:N	1:A:151:SER:O	2.49	0.45
1:A:497:PHE:CD1	1:A:507:PRO:HD3	2.52	0.45
1:A:786:LYS:HG3	1:A:787:GLN:N	2.32	0.45
1:A:800:PHE:N	1:A:800:PHE:CD1	2.84	0.45
1:B:578:ASP:O	1:B:582:LEU:HA	2.17	0.45
1:C:866:THR:O	1:C:869:MET:N	2.50	0.45
2:D:117:ILE:HA	2:D:133:VAL:O	2.15	0.45
1:A:128:ILE:O	1:A:129:LYS:HG3	2.16	0.45
1:A:237:ARG:O	1:A:238:PHE:HB3	2.17	0.45
1:A:403:ARG:HD2	1:A:505:TYR:HD1	1.80	0.45
1:A:786:LYS:HG3	1:A:787:GLN:H	1.80	0.45
1:A:806:LEU:HD23	1:A:806:LEU:HA	1.77	0.45
1:B:1088:HIS:CE1	1:B:1122:VAL:HG22	2.52	0.45
1:C:389:ASP:HA	1:C:528:LYS:NZ	2.32	0.45
1:C:435:ALA:HA	1:C:509:ARG:O	2.17	0.45

*Continued on next page...*

*Continued from previous page...*

Atom-1	Atom-2	Interatomic distance (Å)	Clash overlap (Å)
1:C:565:PHE:CD1	1:C:565:PHE:N	2.85	0.45
1:C:666:ILE:HD12	1:C:670:ILE:HG22	1.98	0.45
2:D:135:LEU:HD22	3:E:173:PHE:CD2	2.52	0.45
1:A:55:PHE:CD2	1:A:275:PHE:CD2	3.05	0.45
1:A:126:VAL:H	1:A:172:SER:HB2	1.82	0.45
1:A:231:ILE:HD12	1:A:233:ILE:HD12	1.99	0.45
1:A:342:PHE:CD1	1:A:511:VAL:HG21	2.52	0.45
1:A:797:PHE:HD2	1:A:802:PHE:CD2	2.35	0.45
1:B:32:PHE:HA	1:B:59:PHE:CE1	2.52	0.45
1:B:231:ILE:HD12	1:B:233:ILE:HD12	1.98	0.45
1:B:560:LEU:CB	1:B:563:GLN:HB2	2.46	0.45
1:B:904:TYR:OH	1:C:1094:VAL:HG12	2.16	0.45
1:C:401:VAL:HG21	1:C:451:TYR:CZ	2.52	0.45
2:F:32:LEU:HD13	2:F:70:PHE:CD2	2.52	0.45
1:A:87:ASN:ND2	1:A:269:TYR:CD1	2.85	0.45
1:B:83:VAL:C	1:B:84:LEU:HD12	2.38	0.45
1:C:404:GLY:HA2	1:C:508:TYR:CD2	2.52	0.45
2:D:20:ILE:HD12	2:D:74:ILE:HD12	1.98	0.45
2:D:62:SER:OG	2:D:73:THR:HB	2.16	0.45
2:D:135:LEU:HD22	3:E:173:PHE:HD2	1.81	0.45
2:F:155:GLN:HG2	2:F:178:LEU:HD11	1.99	0.45
1:A:914:ASN:HA	1:B:1089:PHE:CE2	2.52	0.45
1:B:273:ARG:HA	1:B:273:ARG:HD3	1.75	0.45
1:B:350:VAL:HA	1:B:400:PHE:CD2	2.52	0.45
1:B:770:ILE:HD11	1:B:1012:LEU:HD23	1.99	0.45
1:B:902:MET:HE1	1:B:1049:LEU:HD13	1.99	0.45
1:B:946:GLY:O	1:B:950:ASP:N	2.34	0.45
1:C:266:TYR:O	1:C:267:VAL:HG23	2.17	0.45
2:D:113:PRO:HB3	2:D:139:PHE:CD2	2.52	0.45
2:D:145:LYS:HB2	2:D:196:THR:HB	1.99	0.45
2:F:115:VAL:CG1	2:F:204:LYS:HB2	2.47	0.45
3:G:29:PHE:HE1	3:G:79:ALA:HB2	1.82	0.45
3:G:153:PHE:HB2	3:G:182:LEU:HD22	1.99	0.45
3:G:162:ASN:ND2	3:G:166:LEU:HB2	2.32	0.45
1:A:316:SER:O	1:A:317:ASN:ND2	2.49	0.44
1:A:330:PRO:HG3	1:A:544:ASN:HD21	1.83	0.44
1:B:587:ILE:CG2	1:B:588:THR:H	2.25	0.44
1:C:515:PHE:HE2	1:C:517:LEU:HD23	1.80	0.44
1:C:1084:ASP:HB2	1:C:1086:LYS:NZ	2.32	0.44
2:D:32:LEU:HD13	2:D:70:PHE:CD2	2.52	0.44
2:D:150:VAL:HG13	2:D:191:TYR:CE1	2.42	0.44

*Continued on next page...*

*Continued from previous page...*

Atom-1	Atom-2	Interatomic distance (Å)	Clash overlap (Å)
3:E:149:VAL:N	3:E:185:LEU:O	2.49	0.44
3:E:153:PHE:HB2	3:E:182:LEU:HD22	1.99	0.44
2:F:105:ILE:O	2:F:140:TYR:OH	2.26	0.44
1:A:347:PHE:HB3	1:A:400:PHE:HA	2.00	0.44
1:A:395:VAL:HG21	1:A:524:VAL:HG11	1.98	0.44
1:B:87:ASN:ND2	1:B:269:TYR:CG	2.85	0.44
1:B:1089:PHE:N	1:B:1089:PHE:HD1	2.15	0.44
1:C:158:ARG:HG3	1:C:158:ARG:O	2.16	0.44
1:C:362:VAL:HG13	1:C:527:PRO:HG3	1.99	0.44
1:C:894:LEU:HA	1:C:894:LEU:HD23	1.73	0.44
3:E:176:VAL:O	3:E:183:TYR:HA	2.17	0.44
2:F:113:PRO:HB3	2:F:139:PHE:CD2	2.52	0.44
3:G:154:PRO:HD2	3:G:207:HIS:HE1	1.82	0.44
1:A:133:PHE:HB3	1:A:163:ALA:HA	1.99	0.44
1:B:127:VAL:HG22	1:B:171:VAL:HA	1.98	0.44
1:B:326:ILE:HG23	1:B:532:ASN:O	2.18	0.44
1:B:959:LEU:O	1:B:963:VAL:N	2.47	0.44
1:C:141:LEU:HB3	1:C:243:ALA:HA	1.99	0.44
1:C:349:SER:OG	1:C:451:TYR:HA	2.18	0.44
1:C:1089:PHE:N	1:C:1089:PHE:CD1	2.84	0.44
2:D:33:HIS:HB2	2:D:88:GLN:HB2	1.99	0.44
3:E:86:LEU:HA	3:E:90:ASP:OD2	2.17	0.44
1:A:191:GLU:C	1:A:192:PHE:CD1	2.90	0.44
1:A:1030:SER:O	1:A:1034:LEU:HB2	2.16	0.44
1:A:1035:GLY:HA3	1:B:1040:VAL:HG21	1.99	0.44
1:B:100:ILE:HA	1:B:102:ARG:HH12	1.81	0.44
1:B:645:THR:OG1	1:B:648:GLY:N	2.23	0.44
1:B:781:VAL:O	1:B:1029:MET:HG2	2.17	0.44
1:C:27:ALA:HB3	1:C:64:TRP:HE3	1.82	0.44
1:C:398:ASP:HB2	1:C:512:VAL:HB	2.00	0.44
3:E:29:PHE:HE1	3:E:79:ALA:HB2	1.82	0.44
3:E:65:LYS:HE3	3:E:67:ALA:HA	1.98	0.44
2:F:145:LYS:HB2	2:F:196:THR:HB	1.99	0.44
1:A:168:PHE:CG	1:A:169:GLU:N	2.86	0.44
1:A:192:PHE:HD2	1:A:194:PHE:HZ	1.66	0.44
1:A:869:MET:O	1:A:872:GLN:N	2.44	0.44
1:B:136:CYS:O	1:B:139:PRO:HD3	2.18	0.44
1:C:99:ASN:OD1	1:C:102:ARG:NE	2.45	0.44
1:C:101:ILE:HG12	1:C:242:LEU:CD2	2.47	0.44
2:D:85:TYR:H	2:D:101:THR:H	1.66	0.44
3:E:178:GLN:HG3	3:E:180:SER:H	1.83	0.44

*Continued on next page...*

*Continued from previous page...*

Atom-1	Atom-2	Interatomic distance (Å)	Clash overlap (Å)
2:F:135:LEU:HD22	3:G:173:PHE:CD2	2.52	0.44
1:A:129:LYS:HD2	1:A:131:CYS:SG	2.57	0.44
1:A:318:PHE:CZ	1:A:615:VAL:HG11	2.53	0.44
1:A:544:ASN:ND2	1:A:579:PRO:HG3	2.33	0.44
1:A:1089:PHE:N	1:A:1089:PHE:CD1	2.84	0.44
1:B:95:THR:OG1	1:B:264:ALA:HB3	2.17	0.44
1:B:342:PHE:HE1	1:B:511:VAL:HG11	1.82	0.44
1:C:435:ALA:HB2	1:C:510:VAL:HG22	1.99	0.44
1:A:402:ILE:O	1:A:507:PRO:HA	2.16	0.44
1:A:1145:LEU:O	1:A:1147:SER:N	2.51	0.44
1:B:236:THR:HG21	4:M:1:NAG:C5	2.47	0.44
1:B:945:LEU:HD23	1:B:945:LEU:HA	1.77	0.44
1:C:348:ALA:H	1:C:354:ASN:ND2	2.16	0.44
1:C:437:ASN:HA	1:C:508:TYR:HA	1.99	0.44
1:C:502:GLY:O	1:C:506:GLN:HG3	2.18	0.44
1:C:537:LYS:O	1:C:539:VAL:HG13	2.18	0.44
3:E:92:ALA:HB3	3:E:94:TYR:CZ	2.53	0.44
3:G:48:ILE:HA	3:G:61:ASN:HB2	1.99	0.44
1:A:558:LYS:NZ	5:C:1303:NAG:H62	2.33	0.44
1:A:562:PHE:CD2	1:A:562:PHE:O	2.70	0.44
1:A:1088:HIS:C	1:A:1089:PHE:HD1	2.21	0.44
1:B:417:LYS:HA	1:B:421:TYR:HD2	1.83	0.44
1:B:546:LEU:HD22	1:B:565:PHE:CE1	2.53	0.44
1:B:759:PHE:CD2	1:B:1001:LEU:HD21	2.53	0.44
1:C:106:PHE:N	1:C:106:PHE:CD1	2.86	0.44
3:E:93:VAL:HG22	3:E:115:THR:HG22	2.00	0.44
3:E:162:ASN:ND2	3:E:166:LEU:HB2	2.32	0.44
2:F:163:THR:O	2:F:165:GLN:HG3	2.18	0.44
1:B:168:PHE:CD2	1:B:169:GLU:N	2.86	0.44
1:B:350:VAL:HA	1:B:400:PHE:HD2	1.82	0.44
1:B:380:TYR:HA	3:G:57:GLY:HA3	1.98	0.44
1:B:1031:GLU:OE2	1:C:1039:ARG:NE	2.47	0.44
1:B:1088:HIS:C	1:B:1089:PHE:HD1	2.20	0.44
1:C:430:THR:HG21	1:C:517:LEU:HD11	1.98	0.44
1:C:992:GLN:O	1:C:995:ARG:N	2.41	0.44
2:D:115:VAL:CG1	2:D:204:LYS:HB2	2.47	0.44
3:E:48:ILE:HG23	3:E:49:GLY:H	1.83	0.44
3:E:60:ASP:OD2	3:E:65:LYS:NZ	2.38	0.44
2:F:61:PHE:HD1	2:F:74:ILE:HG12	1.83	0.44
2:F:158:ASN:O	2:F:179:THR:OG1	2.22	0.44
3:G:154:PRO:O	3:G:207:HIS:NE2	2.51	0.44

*Continued on next page...*

*Continued from previous page...*

Atom-1	Atom-2	Interatomic distance (Å)	Clash overlap (Å)
1:A:222:ALA:HB2	1:A:285:ILE:HB	2.00	0.43
1:B:115:GLN:HA	1:B:132:GLU:HG2	1.99	0.43
1:B:655:HIS:CD2	1:B:656:VAL:H	2.36	0.43
1:B:856:ASN:CG	1:B:966:LEU:HD11	2.38	0.43
1:C:448:ASN:HB3	1:C:497:PHE:HB2	2.00	0.43
1:C:886:TRP:HH2	1:C:904:TYR:HB3	1.83	0.43
1:C:1083:HIS:HB2	1:C:1088:HIS:CD2	2.53	0.43
3:E:48:ILE:HA	3:E:61:ASN:HB2	1.99	0.43
3:G:92:ALA:HB3	3:G:94:TYR:CZ	2.53	0.43
3:G:176:VAL:O	3:G:183:TYR:HA	2.17	0.43
3:G:178:GLN:HG3	3:G:180:SER:H	1.83	0.43
1:A:108:THR:OG1	1:A:109:THR:N	2.50	0.43
1:A:472:ILE:HA	1:A:491:PRO:HD3	1.99	0.43
1:A:927:PHE:HE1	1:A:1065:VAL:HG21	1.82	0.43
1:B:394:ASN:HB3	1:B:396:TYR:CE2	2.53	0.43
1:B:437:ASN:HB3	1:B:508:TYR:CE1	2.54	0.43
1:B:560:LEU:HD22	1:B:560:LEU:HA	1.75	0.43
1:C:29:THR:O	1:C:62:VAL:HG22	2.18	0.43
1:C:395:VAL:HG22	1:C:515:PHE:HB3	1.99	0.43
2:D:116:PHE:HD1	3:E:144:ALA:HB1	1.83	0.43
2:D:163:THR:O	2:D:165:GLN:HG3	2.18	0.43
3:E:125:GLY:HA3	3:E:212:THR:OG1	2.19	0.43
2:F:118:PHE:CD2	3:G:131:LEU:HD13	2.53	0.43
2:F:125:LEU:O	2:F:182:LYS:HD2	2.18	0.43
1:A:106:PHE:HB3	1:A:235:ILE:HG21	2.00	0.43
1:A:186:PHE:HB2	1:A:212:LEU:O	2.19	0.43
1:A:334:ASN:C	1:A:335:LEU:HD12	2.39	0.43
1:A:378:LYS:HE2	3:E:33:TYR:CE1	2.54	0.43
1:A:434:ILE:N	1:A:511:VAL:O	2.43	0.43
1:B:503:VAL:CG2	2:F:30:SER:HB2	2.48	0.43
1:B:716:THR:HA	1:B:1110:TYR:HB3	2.01	0.43
1:B:805:ILE:HG22	1:B:818:ILE:HD12	2.00	0.43
1:C:32:PHE:HA	1:C:59:PHE:CD1	2.54	0.43
1:C:645:THR:OG1	1:C:648:GLY:O	2.30	0.43
2:D:118:PHE:CD2	3:E:131:LEU:HD13	2.53	0.43
2:D:155:GLN:HG2	2:D:178:LEU:HD11	1.99	0.43
2:F:33:HIS:HB2	2:F:88:GLN:HB2	1.98	0.43
1:A:108:THR:OG1	1:A:114:THR:HB	2.18	0.43
1:A:123:ALA:O	1:A:124:THR:OG1	2.28	0.43
1:A:393:THR:HG23	1:A:517:LEU:O	2.18	0.43
1:A:398:ASP:OD2	1:A:514:SER:OG	2.36	0.43

*Continued on next page...*

*Continued from previous page...*

Atom-1	Atom-2	Interatomic distance (Å)	Clash overlap (Å)
1:A:525:CYS:SG	1:A:526:GLY:N	2.91	0.43
1:A:533:LEU:HD11	1:A:585:LEU:HD11	2.00	0.43
1:A:751:ASN:O	1:A:754:LEU:N	2.51	0.43
1:B:815:ARG:HD2	1:B:823:PHE:HE2	1.83	0.43
1:C:108:THR:HG23	1:C:234:ASN:O	2.18	0.43
1:C:436:TRP:HE1	1:C:509:ARG:HD2	1.84	0.43
1:C:656:VAL:HG12	1:C:658:ASN:N	2.30	0.43
1:C:658:ASN:ND2	1:C:660:TYR:OH	2.46	0.43
1:C:776:LYS:HE2	1:C:780:GLU:OE2	2.18	0.43
1:C:1088:HIS:C	1:C:1089:PHE:HD1	2.20	0.43
2:D:134:CYS:N	2:D:176:SER:O	2.44	0.43
3:E:33:TYR:N	3:E:99:SER:O	2.52	0.43
2:F:118:PHE:O	2:F:133:VAL:N	2.37	0.43
2:F:165:GLN:OE1	3:G:174:PRO:HB2	2.18	0.43
3:G:125:GLY:HA3	3:G:212:THR:OG1	2.18	0.43
1:A:239:GLN:HG2	1:A:240:THR:O	2.18	0.43
1:A:329:PHE:N	1:A:530:SER:HB3	2.28	0.43
1:B:43:PHE:HE1	1:B:282:ASN:O	2.01	0.43
1:B:169:GLU:HG3	1:B:170:TYR:N	2.33	0.43
1:B:359:SER:HA	1:B:524:VAL:HG23	2.01	0.43
1:C:64:TRP:CD1	1:C:266:TYR:CE2	3.06	0.43
1:C:317:ASN:HD22	1:C:594:GLY:HA2	1.83	0.43
2:D:125:LEU:O	2:D:182:LYS:HD2	2.18	0.43
2:F:135:LEU:HD23	2:F:175:SER:HA	2.00	0.43
3:G:48:ILE:HG23	3:G:49:GLY:H	1.83	0.43
3:G:93:VAL:HG22	3:G:115:THR:HG22	2.00	0.43
1:A:353:TRP:O	1:A:466:ARG:NE	2.52	0.43
1:A:388:ASN:HA	1:A:527:PRO:HD2	2.00	0.43
1:A:1006:THR:O	1:A:1010:GLN:HG2	2.18	0.43
1:B:324:GLU:CG	1:B:325:SER:H	2.27	0.43
1:B:714:ILE:HD12	1:B:1096:VAL:HG11	1.99	0.43
1:B:970:PHE:CD2	1:B:999:GLY:HA3	2.53	0.43
1:C:560:LEU:CB	1:C:563:GLN:HB2	2.45	0.43
3:E:162:ASN:OD1	3:E:202:ILE:N	2.48	0.43
3:G:159:VAL:HG22	3:G:205:VAL:HG13	2.01	0.43
1:A:398:ASP:HB2	1:A:512:VAL:HB	2.00	0.43
1:B:393:THR:HG21	1:B:520:ALA:HB3	2.00	0.43
1:B:914:ASN:HA	1:C:1089:PHE:CE2	2.54	0.43
1:B:1049:LEU:HA	1:B:1049:LEU:HD23	1.76	0.43
1:C:112:SER:OG	1:C:132:GLU:O	2.37	0.43
1:C:515:PHE:CE2	1:C:517:LEU:HD23	2.54	0.43

*Continued on next page...*



*Continued from previous page...*

Atom-1	Atom-2	Interatomic distance (Å)	Clash overlap (Å)
2:D:36:GLN:HB2	2:D:46:LEU:HD11	2.01	0.43
2:D:165:GLN:OE1	3:E:174:PRO:HB2	2.18	0.43
2:F:88:GLN:NE2	2:F:97:PHE:HE1	2.15	0.43
1:A:220:PHE:HE2	1:A:285:ILE:HG22	1.83	0.43
1:A:904:TYR:CZ	1:B:1107:ARG:HD3	2.54	0.43
1:A:996:LEU:HD23	1:A:996:LEU:HA	1.83	0.43
1:B:43:PHE:HB2	1:C:563:GLN:HG2	2.01	0.43
1:B:133:PHE:HE1	1:B:160:TYR:HB2	1.83	0.43
1:B:402:ILE:HD12	1:B:406:GLU:C	2.39	0.43
1:C:900:MET:HA	1:C:917:TYR:OH	2.19	0.43
2:D:135:LEU:HD23	2:D:175:SER:HA	2.00	0.43
3:E:6:GLN:HB2	3:E:112:GLN:NE2	2.30	0.43
3:E:152:TYR:OH	3:E:155:GLU:OE2	2.28	0.43
2:F:36:GLN:HB2	2:F:46:LEU:HD11	2.01	0.43
2:F:116:PHE:HD1	3:G:144:ALA:HB1	1.83	0.43
2:F:133:VAL:HG22	2:F:177:THR:HG22	2.01	0.43
3:G:86:LEU:HA	3:G:90:ASP:OD2	2.18	0.43
1:A:565:PHE:O	1:C:43:PHE:N	2.43	0.43
1:B:133:PHE:CD2	1:B:163:ALA:HA	2.42	0.43
1:B:676:THR:CG2	1:B:691:SER:H	2.24	0.43
1:C:773:GLU:O	1:C:776:LYS:N	2.52	0.43
2:D:133:VAL:HG22	2:D:177:THR:HG22	2.01	0.43
2:F:88:GLN:HG2	2:F:97:PHE:CE1	2.54	0.43
1:A:379:CYS:HB2	1:A:384:PRO:HD3	2.00	0.43
1:A:455:LEU:HD22	1:A:493:GLN:OE1	2.18	0.43
1:A:875:SER:O	1:A:879:ALA:N	2.52	0.43
1:B:983:ARG:HA	1:C:382:VAL:HA	2.00	0.43
1:C:192:PHE:HB3	1:C:194:PHE:CE1	2.54	0.43
1:C:393:THR:HG21	1:C:520:ALA:HB3	2.00	0.43
1:C:877:LEU:HD13	1:C:1029:MET:SD	2.59	0.43
1:C:1145:LEU:H	1:C:1145:LEU:HD12	1.84	0.43
2:F:85:TYR:H	2:F:101:THR:H	1.66	0.43
1:A:104:TRP:CH2	1:A:192:PHE:HE2	2.37	0.42
1:A:733:LYS:HE3	1:A:771:ALA:O	2.19	0.42
1:B:106:PHE:HB3	1:B:235:ILE:CG2	2.49	0.42
1:B:280:ASN:ND2	1:B:284:THR:HB	2.34	0.42
1:B:317:ASN:HD22	1:B:594:GLY:HA2	1.84	0.42
1:B:348:ALA:O	1:B:400:PHE:HA	2.19	0.42
1:B:599:THR:HB	1:B:608:VAL:HG12	2.01	0.42
1:B:791:THR:HG21	1:B:806:LEU:HD22	2.00	0.42
1:C:485:GLY:HA3	3:G:73:ASP:OD1	2.19	0.42

*Continued on next page...*



*Continued from previous page...*

Atom-1	Atom-2	Interatomic distance (Å)	Clash overlap (Å)
3:E:24:VAL:HB	3:E:77:ASP:HB3	2.01	0.42
2:F:4:LEU:HD22	2:F:22:CYS:SG	2.59	0.42
1:B:43:PHE:HA	1:C:563:GLN:NE2	2.34	0.42
1:B:63:THR:HG22	1:B:64:TRP:N	2.30	0.42
1:B:1072:GLU:OE1	1:B:1072:GLU:N	2.48	0.42
3:E:87:ARG:HG3	3:E:90:ASP:H	1.85	0.42
1:A:109:THR:O	1:A:110:LEU:HB2	2.20	0.42
1:A:139:PRO:HB3	1:A:159:VAL:CG1	2.36	0.42
1:A:374:PHE:O	2:D:92:PHE:N	2.51	0.42
1:A:375:SER:OG	1:A:436:TRP:HA	2.20	0.42
1:B:224:GLU:H	1:B:224:GLU:CD	2.23	0.42
1:C:361:CYS:O	1:C:524:VAL:HA	2.19	0.42
2:D:36:GLN:HE21	2:D:83:GLY:HA3	1.84	0.42
3:E:126:PRO:HG3	3:E:205:VAL:HG12	2.01	0.42
3:G:33:TYR:N	3:G:99:SER:O	2.52	0.42
3:G:126:PRO:HG3	3:G:205:VAL:HG12	2.01	0.42
3:G:149:VAL:N	3:G:185:LEU:O	2.49	0.42
1:A:133:PHE:CD1	1:A:160:TYR:HB2	2.55	0.42
1:A:452:LEU:CD2	1:A:492:LEU:HB3	2.39	0.42
1:A:927:PHE:CZ	1:A:931:ILE:HD11	2.54	0.42
1:B:50:SER:HB2	1:B:304:LYS:HE3	2.02	0.42
1:B:54:LEU:HD23	1:B:272:PRO:HA	2.01	0.42
1:B:233:ILE:HG22	1:B:234:ASN:N	2.33	0.42
1:C:91:TYR:CG	1:C:92:PHE:N	2.88	0.42
1:C:733:LYS:HE3	1:C:771:ALA:O	2.19	0.42
3:E:154:PRO:O	3:E:207:HIS:NE2	2.51	0.42
2:F:90:THR:O	2:F:91:ASN:OD1	2.37	0.42
1:A:33:THR:OG1	1:A:219:GLY:O	2.37	0.42
1:A:393:THR:CB	1:A:520:ALA:HB3	2.49	0.42
1:A:801:ASN:ND2	4:J:1:NAG:O7	2.53	0.42
1:A:894:LEU:HD23	1:A:894:LEU:HA	1.80	0.42
1:B:150:LYS:O	1:B:151:SER:OG	2.29	0.42
1:B:325:SER:HA	1:B:540:ASN:O	2.19	0.42
1:B:454:ARG:CZ	1:B:492:LEU:HD21	2.49	0.42
1:B:570:ALA:O	1:B:571:ASP:HB3	2.19	0.42
1:B:570:ALA:HB3	1:B:572:THR:HG23	2.00	0.42
1:B:733:LYS:NZ	1:B:775:ASP:OD2	2.32	0.42
1:B:1095:PHE:HE1	1:B:1104:VAL:HB	1.84	0.42
1:C:121:ASN:HD22	1:C:190:ARG:NH2	2.17	0.42
1:C:199:GLY:O	1:C:230:PRO:HA	2.19	0.42
1:C:426:PRO:HD2	1:C:429:PHE:CD1	2.55	0.42

*Continued on next page...*

*Continued from previous page...*

Atom-1	Atom-2	Interatomic distance (Å)	Clash overlap (Å)
2:D:88:GLN:HG2	2:D:97:PHE:CE1	2.54	0.42
2:D:150:VAL:HG21	2:D:155:GLN:OE1	2.20	0.42
2:F:115:VAL:HG13	2:F:134:CYS:SG	2.60	0.42
3:G:4:LEU:HD22	3:G:22:CYS:SG	2.59	0.42
3:G:35:HIS:HD2	3:G:99:SER:HB3	1.85	0.42
1:A:57:PRO:HB3	1:A:273:ARG:NH1	2.34	0.42
1:B:122:ASN:OD1	1:B:122:ASN:N	2.53	0.42
1:B:331:ASN:ND2	5:B:1304:NAG:C7	2.82	0.42
1:B:452:LEU:HD12	1:B:494:SER:HB2	2.01	0.42
1:C:453:TYR:CZ	1:C:493:GLN:HB3	2.55	0.42
1:C:906:PHE:HD1	1:C:906:PHE:HA	1.70	0.42
2:D:4:LEU:HD22	2:D:22:CYS:SG	2.59	0.42
2:D:31:ASN:OD1	2:D:49:TYR:HA	2.20	0.42
2:D:61:PHE:HD1	2:D:74:ILE:HG12	1.83	0.42
3:E:53:PRO:HA	3:E:72:ALA:HB1	2.02	0.42
2:F:31:ASN:CG	2:F:90:THR:HG21	2.40	0.42
1:A:719:THR:HG22	1:A:1068:VAL:O	2.20	0.42
1:A:986:PRO:O	1:A:990:GLU:HG2	2.19	0.42
1:A:1049:LEU:HD23	1:A:1049:LEU:HA	1.78	0.42
1:B:239:GLN:HG2	1:B:240:THR:O	2.19	0.42
1:B:894:LEU:HD13	1:C:715:PRO:HD3	2.02	0.42
1:C:392:PHE:CD2	1:C:395:VAL:HG21	2.55	0.42
1:C:442:ASP:O	1:C:444:LYS:HG3	2.19	0.42
1:C:559:PHE:HZ	1:C:566:GLY:CA	2.33	0.42
3:E:4:LEU:HD22	3:E:22:CYS:SG	2.59	0.42
3:E:126:PRO:HA	3:E:150:LYS:O	2.20	0.42
1:B:726:ILE:HG22	1:B:948:LEU:HD13	2.02	0.42
1:C:290:ASP:O	1:C:297:SER:HB3	2.20	0.42
1:C:655:HIS:CD2	1:C:656:VAL:N	2.88	0.42
1:C:1022:ALA:O	1:C:1025:ALA:N	2.52	0.42
3:E:21:SER:HB2	3:E:78:THR:HG21	2.02	0.42
3:E:176:VAL:HG12	3:E:184:SER:O	2.19	0.42
2:F:120:PRO:HG2	2:F:130:ALA:HB1	2.01	0.42
3:G:176:VAL:HG12	3:G:184:SER:O	2.19	0.42
1:A:438:SER:OG	1:A:507:PRO:HG2	2.19	0.42
1:A:599:THR:OG1	1:A:600:PRO:O	2.25	0.42
1:B:144:TYR:CD2	1:B:152:TRP:HD1	2.38	0.42
1:B:719:THR:HG22	1:B:1068:VAL:O	2.19	0.42
1:B:727:LEU:HD12	1:B:1062:PHE:HE2	1.84	0.42
1:B:889:GLY:HA3	1:B:1034:LEU:HD23	2.02	0.42
2:D:136:LEU:N	2:D:174:LEU:O	2.53	0.42

*Continued on next page...*

*Continued from previous page...*

Atom-1	Atom-2	Interatomic distance (Å)	Clash overlap (Å)
2:D:144:ALA:N	2:D:164:GLU:OE2	2.53	0.42
3:E:47:TRP:HZ2	3:E:50:TYR:CD2	2.38	0.42
3:G:24:VAL:HB	3:G:77:ASP:HB3	2.01	0.42
3:G:53:PRO:HA	3:G:72:ALA:HB1	2.02	0.42
1:A:109:THR:O	1:A:237:ARG:NH2	2.52	0.42
1:A:330:PRO:HD2	1:A:362:VAL:HG21	2.02	0.42
1:A:1082:CYS:N	1:A:1132:ILE:HD11	2.35	0.42
1:B:92:PHE:CG	1:B:93:ALA:N	2.88	0.42
1:B:189:LEU:N	1:B:208:THR:O	2.53	0.42
1:C:29:THR:HG23	1:C:62:VAL:CG2	2.50	0.42
1:C:204:TYR:CE2	1:C:225:PRO:HB3	2.55	0.42
1:C:543:PHE:O	1:C:546:LEU:N	2.51	0.42
1:C:726:ILE:CG2	1:C:948:LEU:HD13	2.50	0.42
1:C:730:SER:O	1:C:1058:HIS:HB3	2.19	0.42
1:C:996:LEU:HA	1:C:996:LEU:HD23	1.80	0.42
2:D:48:LYS:O	2:D:52:GLN:HB2	2.20	0.42
3:E:92:ALA:HB3	3:E:94:TYR:CE2	2.55	0.42
2:F:31:ASN:OD1	2:F:49:TYR:HA	2.20	0.42
3:G:47:TRP:HZ2	3:G:50:TYR:CD2	2.38	0.42
3:G:126:PRO:HA	3:G:150:LYS:O	2.20	0.42
1:A:373:SER:OG	2:D:93:TRP:HB2	2.19	0.41
1:A:643:PHE:CG	1:A:644:GLN:N	2.88	0.41
1:B:138:ASP:N	1:B:139:PRO:HD3	2.34	0.41
1:B:433:VAL:HG22	1:B:512:VAL:HG22	2.02	0.41
1:B:876:ALA:O	1:B:879:ALA:N	2.53	0.41
1:C:200:TYR:HA	1:C:229:LEU:O	2.20	0.41
1:C:340:GLU:O	1:C:344:ALA:HB2	2.20	0.41
1:C:438:SER:HB2	1:C:442:ASP:HB2	2.02	0.41
2:D:90:THR:O	2:D:91:ASN:OD1	2.37	0.41
3:E:35:HIS:HD2	3:E:99:SER:HB3	1.85	0.41
2:F:144:ALA:N	2:F:164:GLU:OE2	2.53	0.41
2:F:150:VAL:HG21	2:F:155:GLN:OE1	2.20	0.41
1:A:426:PRO:HD2	1:A:429:PHE:HB2	2.02	0.41
1:A:560:LEU:HD12	1:A:562:PHE:CE1	2.55	0.41
1:A:562:PHE:CD1	1:C:224:GLU:HB2	2.55	0.41
1:C:339:GLY:HA2	5:C:1305:NAG:C7	2.50	0.41
1:C:347:PHE:CE2	1:C:509:ARG:HD3	2.55	0.41
2:D:120:PRO:HG2	2:D:130:ALA:HB1	2.00	0.41
2:F:48:LYS:O	2:F:52:GLN:HB2	2.20	0.41
1:A:452:LEU:HG	1:A:493:GLN:C	2.40	0.41
1:A:786:LYS:HG3	1:A:787:GLN:HG3	2.02	0.41

*Continued on next page...*

*Continued from previous page...*

Atom-1	Atom-2	Interatomic distance (Å)	Clash overlap (Å)
1:A:1028:LYS:NZ	1:A:1042:PHE:O	2.54	0.41
1:B:57:PRO:HB3	1:B:273:ARG:NH1	2.35	0.41
1:B:342:PHE:O	1:B:347:PHE:HZ	2.03	0.41
1:B:366:SER:HA	1:B:369:TYR:CE2	2.55	0.41
1:B:618:THR:HG1	1:B:619:GLU:H	1.66	0.41
1:B:815:ARG:HD2	1:B:823:PHE:CE2	2.55	0.41
1:C:170:TYR:CG	1:C:171:VAL:N	2.87	0.41
1:C:229:LEU:HD23	1:C:229:LEU:HA	1.81	0.41
1:C:349:SER:HB2	1:C:351:TYR:CE2	2.56	0.41
3:E:106:VAL:O	3:E:106:VAL:HG23	2.20	0.41
1:A:103:GLY:HA3	1:A:241:LEU:HB2	2.03	0.41
1:A:294:ASP:HB2	1:A:295:PRO:HD2	2.02	0.41
1:A:537:LYS:O	1:A:539:VAL:HG13	2.21	0.41
1:A:714:ILE:HD12	1:A:1096:VAL:HG11	2.02	0.41
1:B:117:LEU:HD22	1:B:201:PHE:CE2	2.55	0.41
1:B:904:TYR:HD1	1:B:904:TYR:HA	1.69	0.41
1:C:106:PHE:HB3	1:C:235:ILE:CG2	2.49	0.41
1:C:143:VAL:HA	1:C:151:SER:CA	2.49	0.41
1:C:275:PHE:HD1	1:C:290:ASP:HA	1.85	0.41
1:C:451:TYR:O	1:C:494:SER:OG	2.24	0.41
1:C:905:ARG:HD3	1:C:1049:LEU:O	2.20	0.41
2:D:115:VAL:HG13	2:D:134:CYS:SG	2.60	0.41
3:E:171:HIS:ND1	3:E:173:PHE:HE1	2.19	0.41
3:G:37:VAL:HG11	3:G:45:LEU:HB3	2.02	0.41
3:G:48:ILE:HD12	3:G:64:PHE:HE2	1.86	0.41
1:A:37:TYR:HA	1:A:223:LEU:H	1.86	0.41
1:A:387:LEU:HA	1:A:390:LEU:HB3	2.03	0.41
1:A:643:PHE:CD1	1:A:655:HIS:HB2	2.55	0.41
1:A:1104:VAL:HG12	1:A:1115:ILE:HG12	2.03	0.41
1:B:43:PHE:HB2	1:C:563:GLN:CG	2.51	0.41
1:B:854:LYS:HZ3	1:B:854:LYS:CB	2.27	0.41
1:B:920:GLN:OE1	1:C:1130:ILE:HD12	2.21	0.41
1:C:486:PHE:CD2	3:G:71:THR:HB	2.56	0.41
1:C:965:GLN:HG3	1:C:1003:SER:OG	2.21	0.41
2:D:31:ASN:CG	2:D:90:THR:HG21	2.40	0.41
1:A:144:TYR:H	1:A:151:SER:CA	2.34	0.41
1:A:390:LEU:HD21	1:A:517:LEU:CD2	2.51	0.41
1:A:457:ARG:HH12	1:A:459:SER:HG	1.63	0.41
1:B:191:GLU:C	1:B:192:PHE:HD1	2.24	0.41
1:B:362:VAL:HG13	1:B:526:GLY:HA2	2.02	0.41
1:B:950:ASP:O	1:B:954:GLN:HG3	2.20	0.41

*Continued on next page...*

*Continued from previous page...*

Atom-1	Atom-2	Interatomic distance (Å)	Clash overlap (Å)
1:C:26:PRO:HB2	1:C:63:THR:HG23	2.03	0.41
1:C:815:ARG:HD2	1:C:823:PHE:CE2	2.53	0.41
3:E:37:VAL:HG11	3:E:45:LEU:HB3	2.02	0.41
3:G:171:HIS:ND1	3:G:173:PHE:HE1	2.19	0.41
1:A:122:ASN:O	1:A:125:ASN:HB2	2.21	0.41
1:B:417:LYS:O	1:B:421:TYR:HB2	2.20	0.41
1:B:535:LYS:NZ	1:B:554:GLU:HG2	2.36	0.41
1:B:578:ASP:O	1:B:582:LEU:HD23	2.21	0.41
1:C:27:ALA:O	1:C:64:TRP:HB3	2.21	0.41
1:C:1029:MET:O	1:C:1033:VAL:HB	2.21	0.41
3:E:107:MET:HG3	3:E:110:TRP:NE1	2.36	0.41
3:E:159:VAL:HG22	3:E:205:VAL:HG13	2.01	0.41
2:F:12:VAL:O	2:F:105:ILE:HA	2.21	0.41
2:F:62:SER:O	2:F:72:LEU:HD12	2.20	0.41
2:F:189:LYS:O	2:F:208:ARG:N	2.31	0.41
3:G:33:TYR:CD2	3:G:105:TYR:HE1	2.39	0.41
3:G:47:TRP:CH2	3:G:49:GLY:HA2	2.56	0.41
1:A:674:TYR:O	1:A:674:TYR:CG	2.74	0.41
1:A:729:VAL:HG13	1:A:781:VAL:HG21	2.02	0.41
1:A:779:GLN:NE2	1:A:783:ALA:HB3	2.36	0.41
1:B:133:PHE:CE1	1:B:160:TYR:CB	3.03	0.41
1:B:341:VAL:CG2	1:B:356:LYS:HD3	2.51	0.41
1:C:168:PHE:CG	1:C:169:GLU:N	2.88	0.41
1:C:200:TYR:CE1	1:C:230:PRO:HB3	2.50	0.41
1:C:417:LYS:O	1:C:421:TYR:HD2	2.03	0.41
1:C:559:PHE:HB2	1:C:584:ILE:HD11	2.03	0.41
1:C:746:SER:OG	1:C:748:GLU:HB2	2.19	0.41
1:C:854:LYS:HD2	1:C:854:LYS:C	2.41	0.41
1:C:1135:ASN:CG	1:C:1136:THR:N	2.74	0.41
3:E:47:TRP:CH2	3:E:49:GLY:HA2	2.56	0.41
3:G:3:GLN:HA	3:G:109:TYR:CE2	2.55	0.41
3:G:4:LEU:HB2	3:G:111:GLY:HA2	2.03	0.41
3:G:23:LYS:HA	3:G:78:THR:HA	2.03	0.41
1:A:141:LEU:HD23	1:A:243:ALA:HB2	2.03	0.41
1:B:106:PHE:CD1	1:B:238:PHE:HB2	2.56	0.41
1:B:144:TYR:CG	1:B:145:TYR:N	2.89	0.41
1:B:171:VAL:O	1:B:172:SER:OG	2.38	0.41
1:B:368:LEU:HD23	5:B:1305:NAG:H3	2.02	0.41
1:B:402:ILE:HD11	1:B:510:VAL:HG21	2.03	0.41
1:B:402:ILE:HB	1:B:406:GLU:OE1	2.21	0.41
1:B:498:GLN:H	1:B:501:ASN:ND2	2.19	0.41

*Continued on next page...*

*Continued from previous page...*

Atom-1	Atom-2	Interatomic distance (Å)	Clash overlap (Å)
1:B:655:HIS:CD2	1:B:656:VAL:N	2.89	0.41
1:B:666:ILE:HD11	1:B:672:ALA:HB2	2.02	0.41
1:B:788:ILE:HD13	1:B:788:ILE:HA	1.92	0.41
1:B:1093:GLY:H	1:B:1107:ARG:NH1	2.19	0.41
1:B:1145:LEU:O	1:B:1147:SER:N	2.53	0.41
1:C:104:TRP:CH2	1:C:192:PHE:HE2	2.38	0.41
1:C:303:LEU:HD21	1:C:313:TYR:CD1	2.56	0.41
1:C:383:SER:HB2	1:C:386:LYS:HG2	2.02	0.41
1:C:973:ILE:HD11	1:C:980:ILE:HG23	2.02	0.41
2:D:12:VAL:CG1	2:D:13:SER:H	2.32	0.41
2:D:12:VAL:O	2:D:105:ILE:HA	2.21	0.41
2:D:182:LYS:HE2	2:D:186:GLU:OE2	2.21	0.41
3:E:3:GLN:HA	3:E:109:TYR:CE2	2.55	0.41
3:E:216:LYS:HE2	3:E:216:LYS:HB2	1.84	0.41
2:F:36:GLN:HE21	2:F:83:GLY:HA3	1.84	0.41
3:G:21:SER:HB2	3:G:78:THR:HG21	2.02	0.41
1:A:98:SER:OG	1:A:100:ILE:HG12	2.21	0.41
1:A:619:GLU:H	1:A:619:GLU:CD	2.22	0.41
1:B:126:VAL:N	1:B:172:SER:HB2	2.35	0.41
1:B:191:GLU:C	1:B:192:PHE:CD1	2.94	0.41
1:B:230:PRO:HB2	1:C:396:TYR:OH	2.22	0.41
1:B:730:SER:O	1:B:1058:HIS:HB3	2.20	0.41
1:C:82:PRO:O	1:C:84:LEU:HD12	2.21	0.41
1:C:325:SER:O	1:C:326:ILE:HD13	2.21	0.41
1:C:480:CYS:O	1:C:483:VAL:HG22	2.21	0.41
2:D:62:SER:O	2:D:72:LEU:HD12	2.20	0.41
3:E:34:ILE:O	3:E:51:ILE:HG22	2.21	0.41
3:E:126:PRO:HB3	3:E:149:VAL:HG13	2.03	0.41
3:G:11:VAL:HA	3:G:117:THR:O	2.21	0.41
1:A:712:ILE:HB	1:A:1077:THR:HG21	2.03	0.40
1:A:802:PHE:O	1:A:805:ILE:N	2.54	0.40
1:B:101:ILE:HG12	1:B:242:LEU:HD22	2.03	0.40
1:B:328:ARG:HG2	1:B:579:PRO:HD2	2.02	0.40
1:B:353:TRP:NE1	1:B:465:GLU:O	2.52	0.40
1:B:403:ARG:HG2	1:B:504:GLY:O	2.21	0.40
1:B:444:LYS:HD2	1:B:448:ASN:HA	2.03	0.40
1:B:805:ILE:HA	1:B:816:SER:HB2	2.03	0.40
1:C:112:SER:O	1:C:132:GLU:HB3	2.20	0.40
1:C:228:ASP:OD1	1:C:229:LEU:N	2.54	0.40
1:C:438:SER:O	1:C:442:ASP:N	2.52	0.40
3:E:95:TYR:HB2	3:E:110:TRP:HE3	1.86	0.40

*Continued on next page...*

*Continued from previous page...*

Atom-1	Atom-2	Interatomic distance (Å)	Clash overlap (Å)
2:F:15:LYS:HA	2:F:76:SER:HA	2.03	0.40
3:G:87:ARG:HG3	3:G:90:ASP:H	1.85	0.40
3:G:96:CYS:O	3:G:111:GLY:N	2.51	0.40
3:G:106:VAL:O	3:G:106:VAL:HG23	2.20	0.40
3:G:149:VAL:HG22	3:G:205:VAL:HG21	2.03	0.40
1:A:26:PRO:HB2	1:A:28:TYR:CE1	2.56	0.40
1:A:129:LYS:HD2	1:A:131:CYS:CB	2.49	0.40
1:A:141:LEU:HB3	1:A:242:LEU:O	2.20	0.40
1:A:358:ILE:HB	1:A:395:VAL:HB	2.02	0.40
1:A:669:GLY:HA3	1:C:869:MET:CE	2.52	0.40
1:A:802:PHE:O	1:A:806:LEU:N	2.53	0.40
1:A:969:ASN:O	1:A:972:ALA:N	2.50	0.40
1:B:171:VAL:HG12	1:B:172:SER:H	1.84	0.40
1:B:397:ALA:HB1	1:B:511:VAL:CG1	2.51	0.40
1:C:48:LEU:HD23	1:C:278:LYS:HA	2.03	0.40
1:C:273:ARG:HD3	1:C:273:ARG:HA	1.79	0.40
1:C:348:ALA:HB1	1:C:352:ALA:O	2.21	0.40
1:C:806:LEU:HD23	1:C:806:LEU:HA	1.81	0.40
3:E:6:GLN:OE1	3:E:114:THR:OG1	2.27	0.40
2:F:117:ILE:HA	2:F:134:CYS:HA	2.04	0.40
1:A:620:VAL:HG11	1:A:651:ILE:HD11	2.02	0.40
1:A:815:ARG:NH1	1:A:823:PHE:HD2	2.19	0.40
1:A:906:PHE:HD1	1:A:906:PHE:HA	1.74	0.40
1:A:1107:ARG:HD3	1:C:904:TYR:CE2	2.56	0.40
1:B:225:PRO:HD2	1:C:562:PHE:CD2	2.56	0.40
1:B:980:ILE:O	1:B:983:ARG:N	2.54	0.40
1:C:555:SER:CB	1:C:586:ASP:OD1	2.65	0.40
1:C:786:LYS:HG3	1:C:787:GLN:N	2.33	0.40
1:C:880:GLY:O	1:C:884:SER:OG	2.21	0.40
1:C:1139:ASP:CG	1:C:1142:GLN:H	2.24	0.40
2:D:15:LYS:HA	2:D:76:SER:HA	2.03	0.40
2:F:12:VAL:CG1	2:F:13:SER:H	2.32	0.40
3:G:92:ALA:HB3	3:G:94:TYR:CE2	2.55	0.40
1:A:170:TYR:CG	1:A:171:VAL:N	2.90	0.40
1:A:224:GLU:OE1	1:A:224:GLU:N	2.45	0.40
1:A:508:TYR:O	1:A:510:VAL:HG23	2.21	0.40
1:B:55:PHE:CD2	1:B:275:PHE:CD2	3.10	0.40
1:B:350:VAL:CB	1:B:402:ILE:HG22	2.48	0.40
1:B:496:GLY:HA3	1:B:498:GLN:HE22	1.86	0.40
1:B:762:GLN:O	1:B:766:ALA:N	2.49	0.40
1:B:806:LEU:HA	1:B:806:LEU:HD23	1.81	0.40

*Continued on next page...*



Continued from previous page...

Atom-1	Atom-2	Interatomic distance (Å)	Clash overlap (Å)
1:B:1083:HIS:HB2	1:B:1088:HIS:CD2	2.56	0.40
1:C:770:ILE:HD11	1:C:1012:LEU:HD23	2.04	0.40
1:C:1089:PHE:N	1:C:1089:PHE:HD1	2.19	0.40
2:D:3:VAL:O	2:D:25:SER:N	2.42	0.40
3:E:33:TYR:CD2	3:E:105:TYR:HE1	2.39	0.40
3:E:110:TRP:N	3:E:110:TRP:CD1	2.89	0.40
2:F:92:PHE:O	2:F:93:TRP:HB3	2.22	0.40
3:G:107:MET:HG3	3:G:110:TRP:NE1	2.36	0.40
1:A:309:GLU:H	1:A:309:GLU:CD	2.21	0.40
1:A:328:ARG:HA	1:A:530:SER:HB2	2.03	0.40
1:A:663:ASP:HB3	1:A:672:ALA:O	2.21	0.40
1:B:204:TYR:O	1:B:205:SER:HB3	2.20	0.40
1:B:994:ASP:O	1:B:998:THR:N	2.48	0.40
3:E:48:ILE:HD12	3:E:64:PHE:HE2	1.86	0.40
2:F:86:PHE:HD1	2:F:98:GLY:O	2.05	0.40

There are no symmetry-related clashes.

## 5.3 Torsion angles

### 5.3.1 Protein backbone

In the following table, the Percentiles column shows the percent Ramachandran outliers of the chain as a percentile score with respect to all PDB entries followed by that with respect to all EM entries.

The Analysed column shows the number of residues for which the backbone conformation was analysed, and the total number of residues.

Mol	Chain	Analysed	Favoured	Allowed	Outliers	Percentiles	
1	A	1007/1208 (83%)	902 (90%)	102 (10%)	3 (0%)	37	68
1	B	1007/1208 (83%)	898 (89%)	106 (10%)	3 (0%)	37	68
1	C	1007/1208 (83%)	901 (90%)	105 (10%)	1 (0%)	48	79
2	D	206/210 (98%)	196 (95%)	10 (5%)	0	100	100
2	F	206/210 (98%)	196 (95%)	10 (5%)	0	100	100
3	E	210/223 (94%)	198 (94%)	12 (6%)	0	100	100
3	G	210/223 (94%)	198 (94%)	12 (6%)	0	100	100
All	All	3853/4490 (86%)	3489 (91%)	357 (9%)	7 (0%)	45	75



All (7) Ramachandran outliers are listed below:

Mol	Chain	Res	Type
1	A	857	GLY
1	B	332	ILE
1	B	153	MET
1	A	590	CYS
1	B	375	SER
1	A	332	ILE
1	C	1033	VAL

### 5.3.2 Protein sidechains [i](#)

In the following table, the Percentiles column shows the percent sidechain outliers of the chain as a percentile score with respect to all PDB entries followed by that with respect to all EM entries.

The Analysed column shows the number of residues for which the sidechain conformation was analysed, and the total number of residues.

Mol	Chain	Analysed	Rotameric	Outliers	Percentiles	
1	A	892/1054 (85%)	884 (99%)	8 (1%)	75	86
1	B	891/1054 (84%)	886 (99%)	5 (1%)	84	91
1	C	894/1054 (85%)	885 (99%)	9 (1%)	73	84
2	D	185/189 (98%)	185 (100%)	0	100	100
2	F	185/189 (98%)	185 (100%)	0	100	100
3	E	180/190 (95%)	180 (100%)	0	100	100
3	G	180/190 (95%)	180 (100%)	0	100	100
All	All	3407/3920 (87%)	3385 (99%)	22 (1%)	82	91

All (22) residues with a non-rotameric sidechain are listed below:

Mol	Chain	Res	Type
1	A	106	PHE
1	A	555	SER
1	A	556	ASN
1	A	559	PHE
1	A	560	LEU
1	A	800	PHE
1	A	854	LYS
1	A	856	ASN
1	B	559	PHE

*Continued on next page...*

*Continued from previous page...*

Mol	Chain	Res	Type
1	B	560	LEU
1	B	854	LYS
1	B	855	PHE
1	B	1089	PHE
1	C	555	SER
1	C	559	PHE
1	C	560	LEU
1	C	563	GLN
1	C	564	GLN
1	C	565	PHE
1	C	800	PHE
1	C	854	LYS
1	C	855	PHE

Sometimes sidechains can be flipped to improve hydrogen bonding and reduce clashes. All (47) such sidechains are listed below:

Mol	Chain	Res	Type
1	A	196	ASN
1	A	317	ASN
1	A	437	ASN
1	A	439	ASN
1	A	498	GLN
1	A	655	HIS
1	A	658	ASN
1	A	762	GLN
1	A	779	GLN
1	A	784	GLN
1	A	901	GLN
1	A	913	GLN
1	A	1088	HIS
1	B	196	ASN
1	B	207	HIS
1	B	317	ASN
1	B	506	GLN
1	B	564	GLN
1	B	655	HIS
1	B	901	GLN
1	B	1119	ASN
1	C	196	ASN
1	C	207	HIS
1	C	245	HIS
1	C	317	ASN

*Continued on next page...*

*Continued from previous page...*

Mol	Chain	Res	Type
1	C	437	ASN
1	C	655	HIS
1	C	762	GLN
1	C	804	GLN
1	C	901	GLN
1	C	913	GLN
1	C	935	GLN
1	C	1011	GLN
1	C	1088	HIS
2	D	10	GLN
2	D	88	GLN
2	D	91	ASN
2	D	99	GLN
2	D	137	ASN
2	D	188	HIS
3	E	31	ASN
2	F	10	GLN
2	F	88	GLN
2	F	91	ASN
2	F	137	ASN
2	F	188	HIS
3	G	31	ASN

### 5.3.3 RNA ⓘ

There are no RNA molecules in this entry.

## 5.4 Non-standard residues in protein, DNA, RNA chains ⓘ

There are no non-standard protein/DNA/RNA residues in this entry.

## 5.5 Carbohydrates ⓘ

30 monosaccharides are modelled in this entry.

In the following table, the Counts columns list the number of bonds (or angles) for which Mogul statistics could be retrieved, the number of bonds (or angles) that are observed in the model and the number of bonds (or angles) that are defined in the Chemical Component Dictionary. The Link column lists molecule types, if any, to which the group is linked. The Z score for a bond length (or angle) is the number of standard deviations the observed value is removed from the expected value. A bond length (or angle) with  $|Z| > 2$  is considered an outlier worth inspection. RMSZ is the root-mean-square of all Z scores of the bond lengths (or angles).

Mol	Type	Chain	Res	Link	Bond lengths			Bond angles		
					Counts	RMSZ	# Z  > 2	Counts	RMSZ	# Z  > 2
4	NAG	H	1	4,1	14,14,15	1.48	1 (7%)	17,19,21	1.29	1 (5%)
4	NAG	H	2	4	14,14,15	0.15	0	17,19,21	0.52	0
4	NAG	I	1	4,1	14,14,15	0.54	0	17,19,21	0.51	0
4	NAG	I	2	4	14,14,15	0.33	0	17,19,21	0.43	0
4	NAG	J	1	4,1	14,14,15	0.36	0	17,19,21	0.54	0
4	NAG	J	2	4	14,14,15	0.25	0	17,19,21	0.45	0
4	NAG	K	1	4,1	14,14,15	0.33	0	17,19,21	0.64	0
4	NAG	K	2	4	14,14,15	0.33	0	17,19,21	0.37	0
4	NAG	L	1	4,1	14,14,15	0.49	0	17,19,21	0.52	0
4	NAG	L	2	4	14,14,15	0.19	0	17,19,21	0.50	0
4	NAG	M	1	4,1	14,14,15	0.20	0	17,19,21	0.39	0
4	NAG	M	2	4	14,14,15	0.34	0	17,19,21	0.40	0
4	NAG	N	1	4,1	14,14,15	0.46	0	17,19,21	0.49	0
4	NAG	N	2	4	14,14,15	0.46	0	17,19,21	0.49	0
4	NAG	O	1	4,1	14,14,15	0.33	0	17,19,21	0.46	0
4	NAG	O	2	4	14,14,15	0.30	0	17,19,21	0.36	0
4	NAG	P	1	4,1	14,14,15	0.58	0	17,19,21	0.48	0
4	NAG	P	2	4	14,14,15	0.23	0	17,19,21	0.44	0
4	NAG	Q	1	4,1	14,14,15	0.63	1 (7%)	17,19,21	0.46	0
4	NAG	Q	2	4	14,14,15	0.17	0	17,19,21	0.57	0
4	NAG	R	1	4,1	14,14,15	0.22	0	17,19,21	0.65	1 (5%)
4	NAG	R	2	4	14,14,15	0.24	0	17,19,21	0.44	0
4	NAG	S	1	4,1	14,14,15	0.62	1 (7%)	17,19,21	0.37	0
4	NAG	S	2	4	14,14,15	0.17	0	17,19,21	0.41	0
4	NAG	T	1	4,1	14,14,15	0.58	1 (7%)	17,19,21	0.48	0
4	NAG	T	2	4	14,14,15	0.30	0	17,19,21	0.54	0
4	NAG	U	1	4,1	14,14,15	0.68	1 (7%)	17,19,21	0.47	0
4	NAG	U	2	4	14,14,15	0.36	0	17,19,21	0.48	0
4	NAG	V	1	4,1	14,14,15	0.49	0	17,19,21	0.59	0
4	NAG	V	2	4	14,14,15	0.24	0	17,19,21	0.46	0

In the following table, the Chirals column lists the number of chiral outliers, the number of chiral centers analysed, the number of these observed in the model and the number defined in the Chemical Component Dictionary. Similar counts are reported in the Torsion and Rings columns. '-' means no outliers of that kind were identified.

Mol	Type	Chain	Res	Link	Chirals	Torsions	Rings
4	NAG	H	1	4,1	-	2/6/23/26	0/1/1/1
4	NAG	H	2	4	-	1/6/23/26	0/1/1/1
4	NAG	I	1	4,1	-	2/6/23/26	0/1/1/1
4	NAG	I	2	4	-	1/6/23/26	0/1/1/1

Continued on next page...

Continued from previous page...

Mol	Type	Chain	Res	Link	Chirals	Torsions	Rings
4	NAG	J	1	4,1	-	2/6/23/26	0/1/1/1
4	NAG	J	2	4	-	2/6/23/26	0/1/1/1
4	NAG	K	1	4,1	-	0/6/23/26	0/1/1/1
4	NAG	K	2	4	-	2/6/23/26	0/1/1/1
4	NAG	L	1	4,1	-	2/6/23/26	0/1/1/1
4	NAG	L	2	4	-	2/6/23/26	0/1/1/1
4	NAG	M	1	4,1	-	2/6/23/26	0/1/1/1
4	NAG	M	2	4	-	0/6/23/26	0/1/1/1
4	NAG	N	1	4,1	-	2/6/23/26	0/1/1/1
4	NAG	N	2	4	-	2/6/23/26	0/1/1/1
4	NAG	O	1	4,1	-	2/6/23/26	0/1/1/1
4	NAG	O	2	4	-	2/6/23/26	0/1/1/1
4	NAG	P	1	4,1	-	2/6/23/26	0/1/1/1
4	NAG	P	2	4	-	2/6/23/26	0/1/1/1
4	NAG	Q	1	4,1	-	0/6/23/26	0/1/1/1
4	NAG	Q	2	4	-	2/6/23/26	0/1/1/1
4	NAG	R	1	4,1	-	2/6/23/26	0/1/1/1
4	NAG	R	2	4	-	0/6/23/26	0/1/1/1
4	NAG	S	1	4,1	-	0/6/23/26	0/1/1/1
4	NAG	S	2	4	-	0/6/23/26	0/1/1/1
4	NAG	T	1	4,1	-	2/6/23/26	0/1/1/1
4	NAG	T	2	4	-	2/6/23/26	0/1/1/1
4	NAG	U	1	4,1	-	0/6/23/26	0/1/1/1
4	NAG	U	2	4	-	1/6/23/26	0/1/1/1
4	NAG	V	1	4,1	-	0/6/23/26	0/1/1/1
4	NAG	V	2	4	-	2/6/23/26	0/1/1/1

All (5) bond length outliers are listed below:

Mol	Chain	Res	Type	Atoms	Z	Observed(Å)	Ideal(Å)
4	H	1	NAG	O5-C1	-5.18	1.35	1.43
4	U	1	NAG	O5-C1	-2.40	1.39	1.43
4	Q	1	NAG	O5-C1	-2.19	1.40	1.43
4	S	1	NAG	O5-C1	-2.14	1.40	1.43
4	T	1	NAG	O5-C1	-2.03	1.40	1.43

All (2) bond angle outliers are listed below:

Mol	Chain	Res	Type	Atoms	Z	Observed(°)	Ideal(°)
4	H	1	NAG	C3-C4-C5	3.74	116.92	110.24
4	R	1	NAG	C1-O5-C5	2.13	115.08	112.19

There are no chirality outliers.

All (41) torsion outliers are listed below:

Mol	Chain	Res	Type	Atoms
4	V	2	NAG	C4-C5-C6-O6
4	R	1	NAG	O5-C5-C6-O6
4	L	2	NAG	C4-C5-C6-O6
4	O	1	NAG	O5-C5-C6-O6
4	V	2	NAG	O5-C5-C6-O6
4	T	1	NAG	O5-C5-C6-O6
4	P	2	NAG	O5-C5-C6-O6
4	Q	2	NAG	C4-C5-C6-O6
4	N	2	NAG	O5-C5-C6-O6
4	T	2	NAG	O5-C5-C6-O6
4	O	2	NAG	C4-C5-C6-O6
4	O	2	NAG	O5-C5-C6-O6
4	R	1	NAG	C4-C5-C6-O6
4	T	2	NAG	C4-C5-C6-O6
4	H	1	NAG	O5-C5-C6-O6
4	J	2	NAG	O5-C5-C6-O6
4	L	2	NAG	O5-C5-C6-O6
4	Q	2	NAG	O5-C5-C6-O6
4	J	1	NAG	O5-C5-C6-O6
4	O	1	NAG	C4-C5-C6-O6
4	L	1	NAG	O5-C5-C6-O6
4	P	1	NAG	O5-C5-C6-O6
4	H	1	NAG	C4-C5-C6-O6
4	J	1	NAG	C4-C5-C6-O6
4	J	2	NAG	C4-C5-C6-O6
4	N	2	NAG	C4-C5-C6-O6
4	M	1	NAG	O5-C5-C6-O6
4	N	1	NAG	C4-C5-C6-O6
4	T	1	NAG	C4-C5-C6-O6
4	I	1	NAG	O5-C5-C6-O6
4	P	2	NAG	C4-C5-C6-O6
4	P	1	NAG	C4-C5-C6-O6
4	L	1	NAG	C4-C5-C6-O6
4	U	2	NAG	O5-C5-C6-O6
4	N	1	NAG	O5-C5-C6-O6
4	M	1	NAG	C4-C5-C6-O6

*Continued on next page...*

*Continued from previous page...*

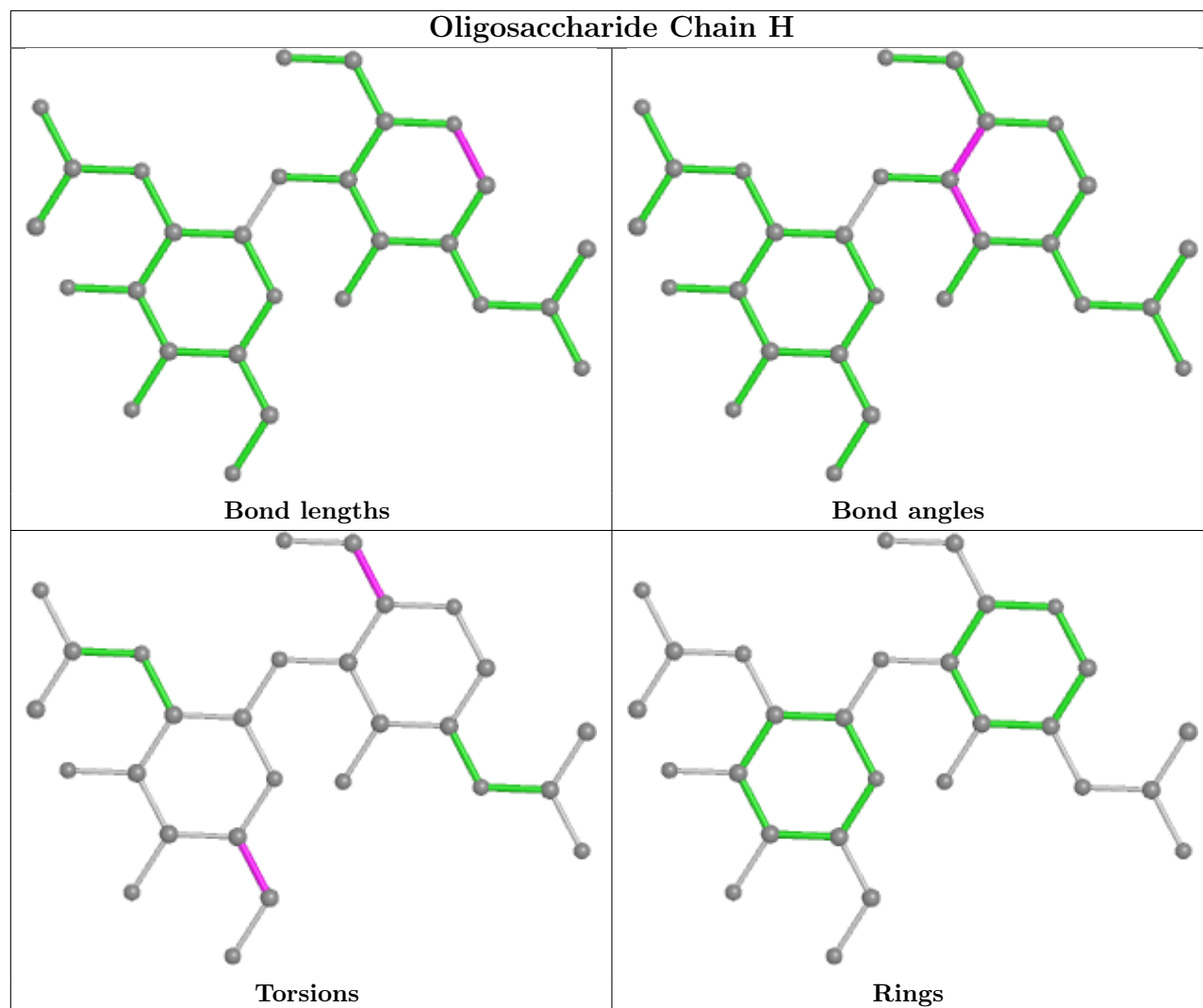
Mol	Chain	Res	Type	Atoms
4	K	2	NAG	O5-C5-C6-O6
4	I	2	NAG	O5-C5-C6-O6
4	I	1	NAG	C4-C5-C6-O6
4	K	2	NAG	C3-C2-N2-C7
4	H	2	NAG	O5-C5-C6-O6

There are no ring outliers.

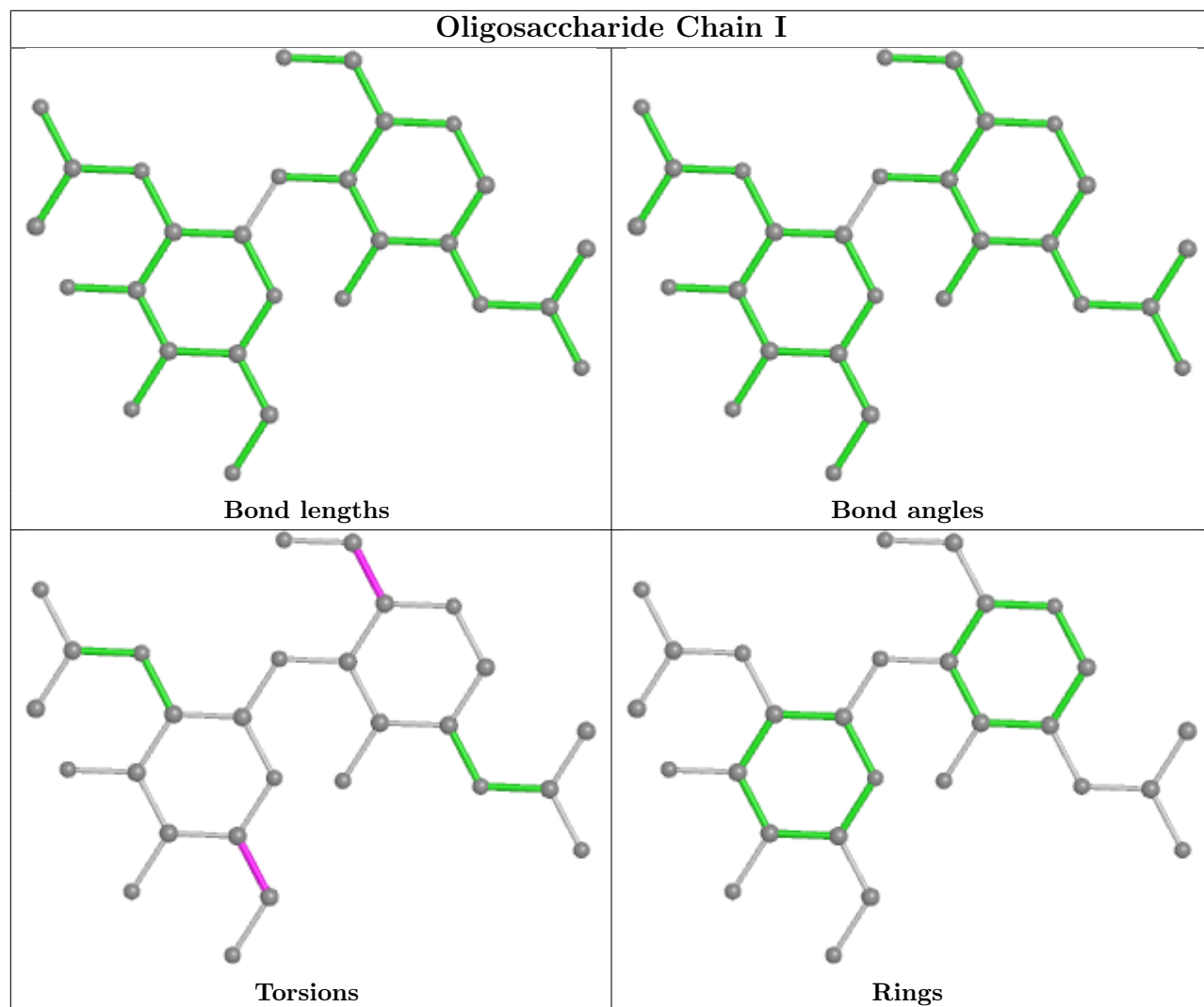
7 monomers are involved in 6 short contacts:

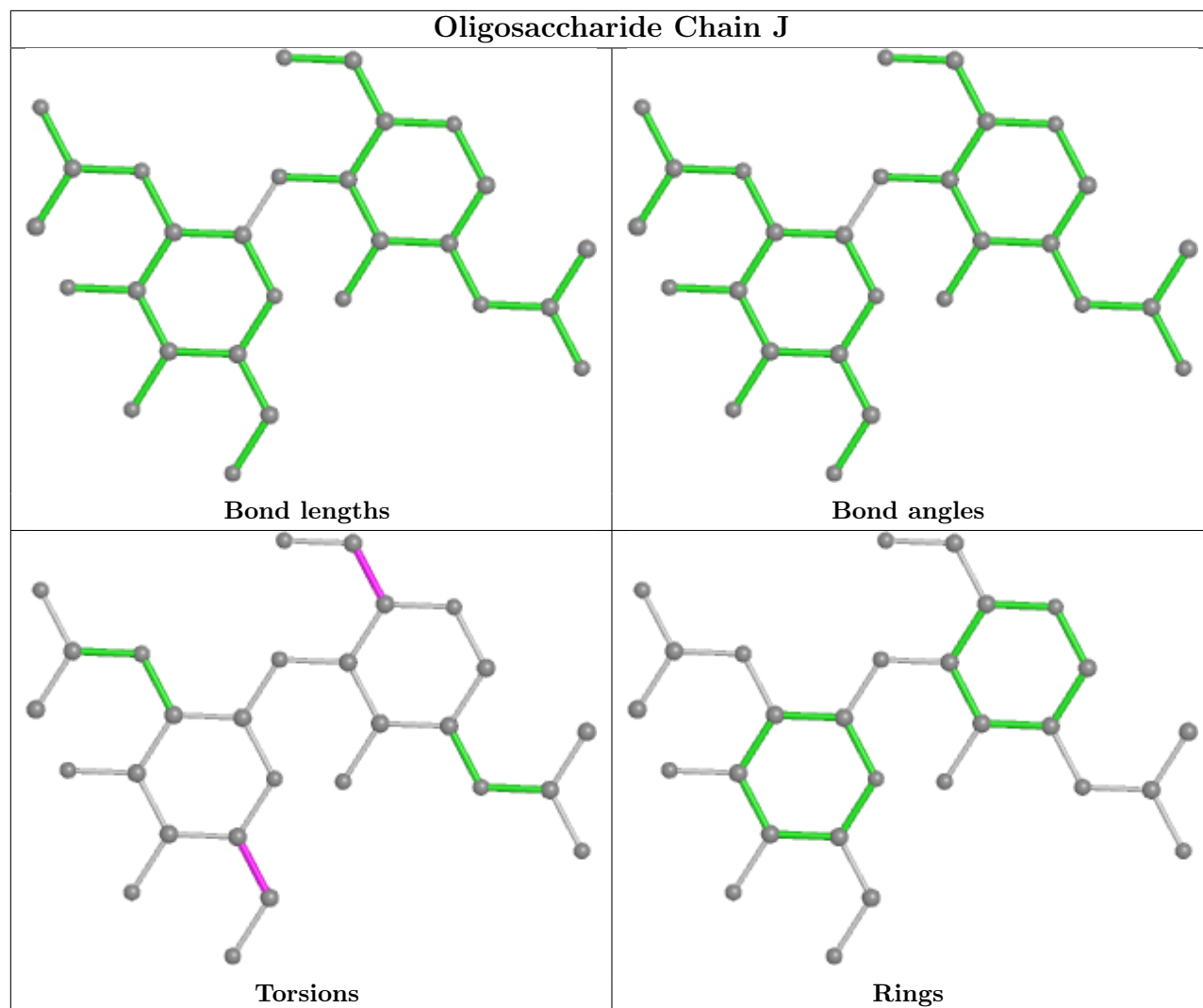
Mol	Chain	Res	Type	Clashes	Symm-Clashes
4	N	2	NAG	1	0
4	K	2	NAG	1	0
4	K	1	NAG	1	0
4	J	1	NAG	1	0
4	N	1	NAG	1	0
4	M	1	NAG	2	0
4	T	1	NAG	1	0

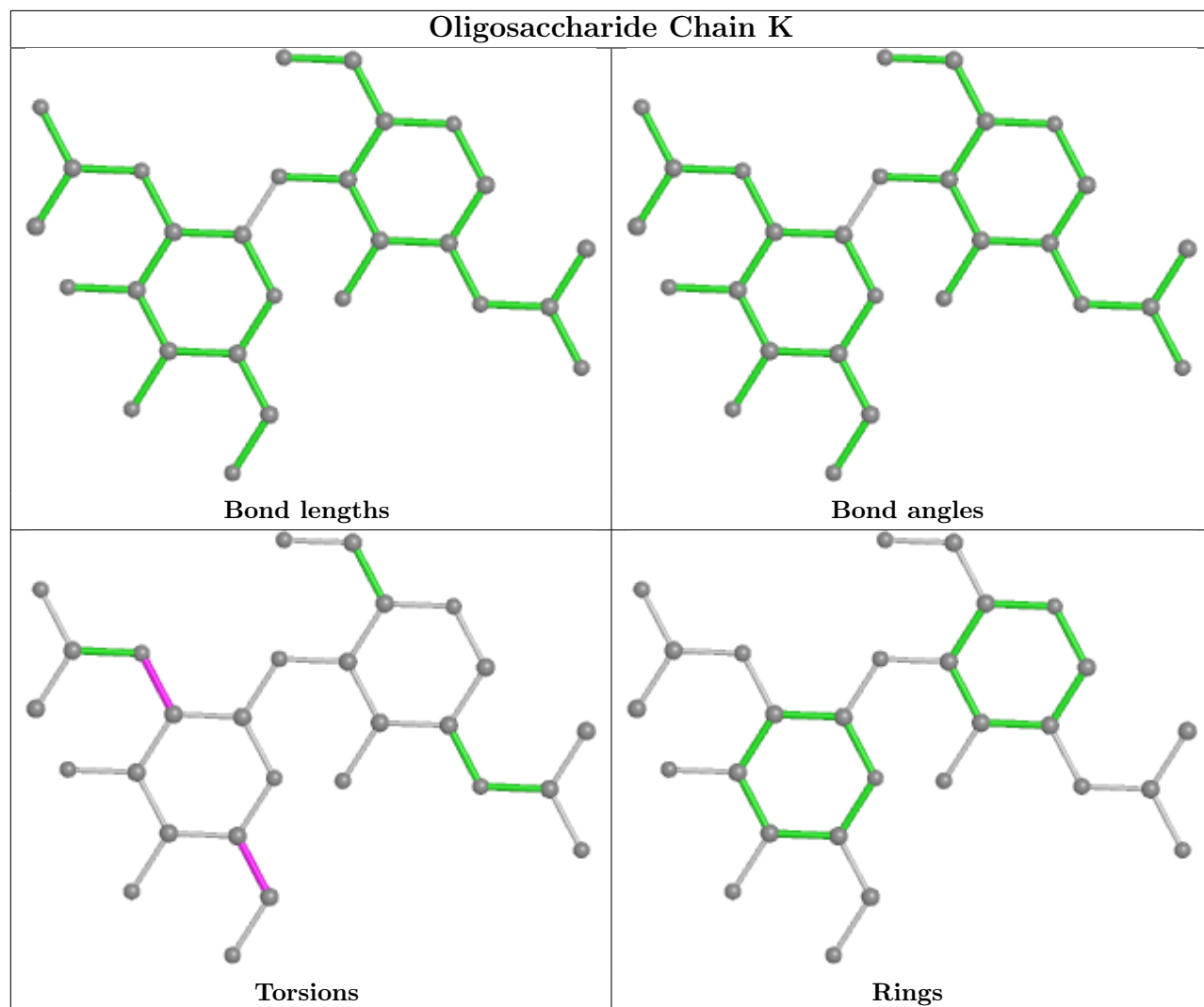
The following is a two-dimensional graphical depiction of Mogul quality analysis of bond lengths, bond angles, torsion angles, and ring geometry for oligosaccharide.

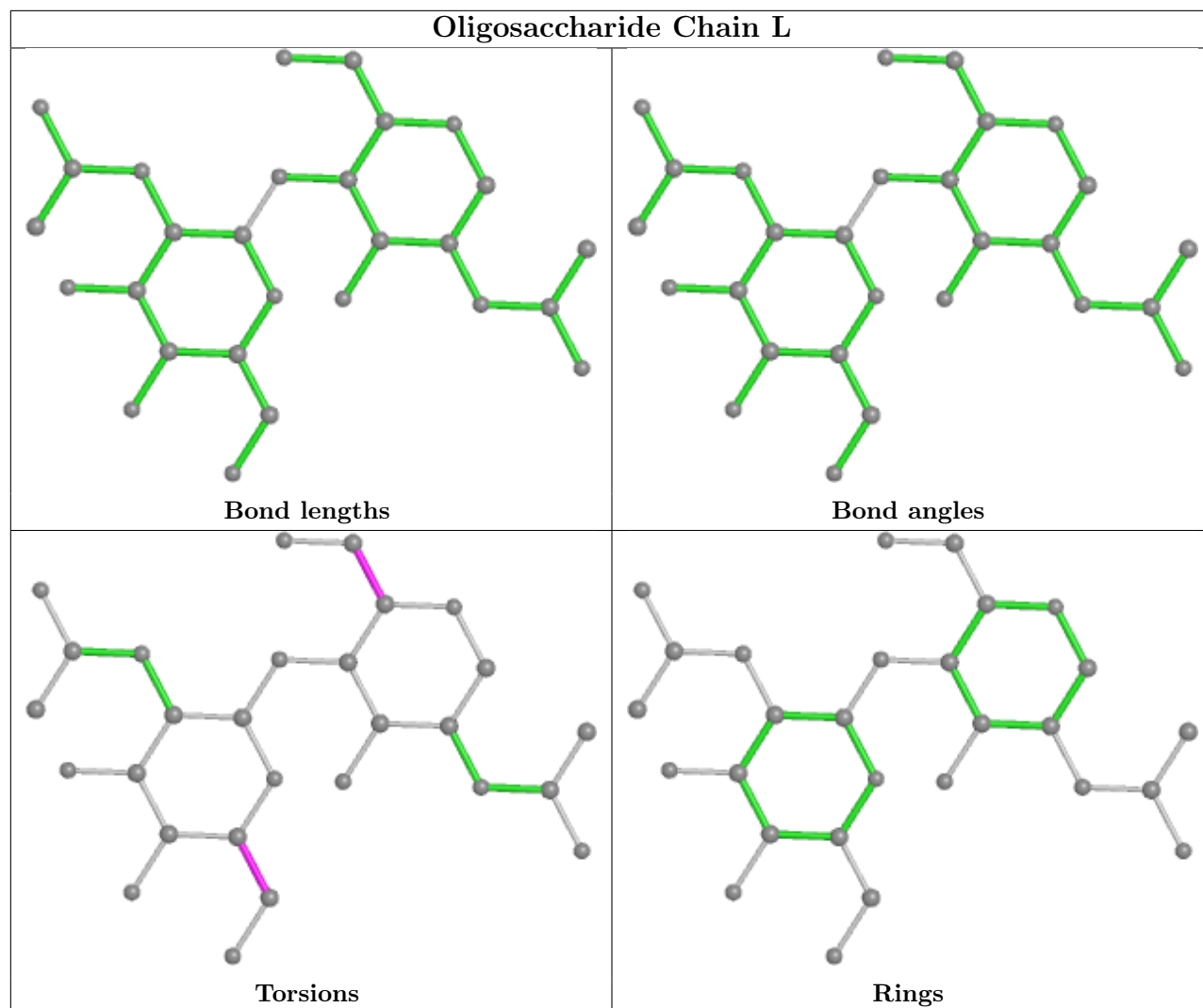


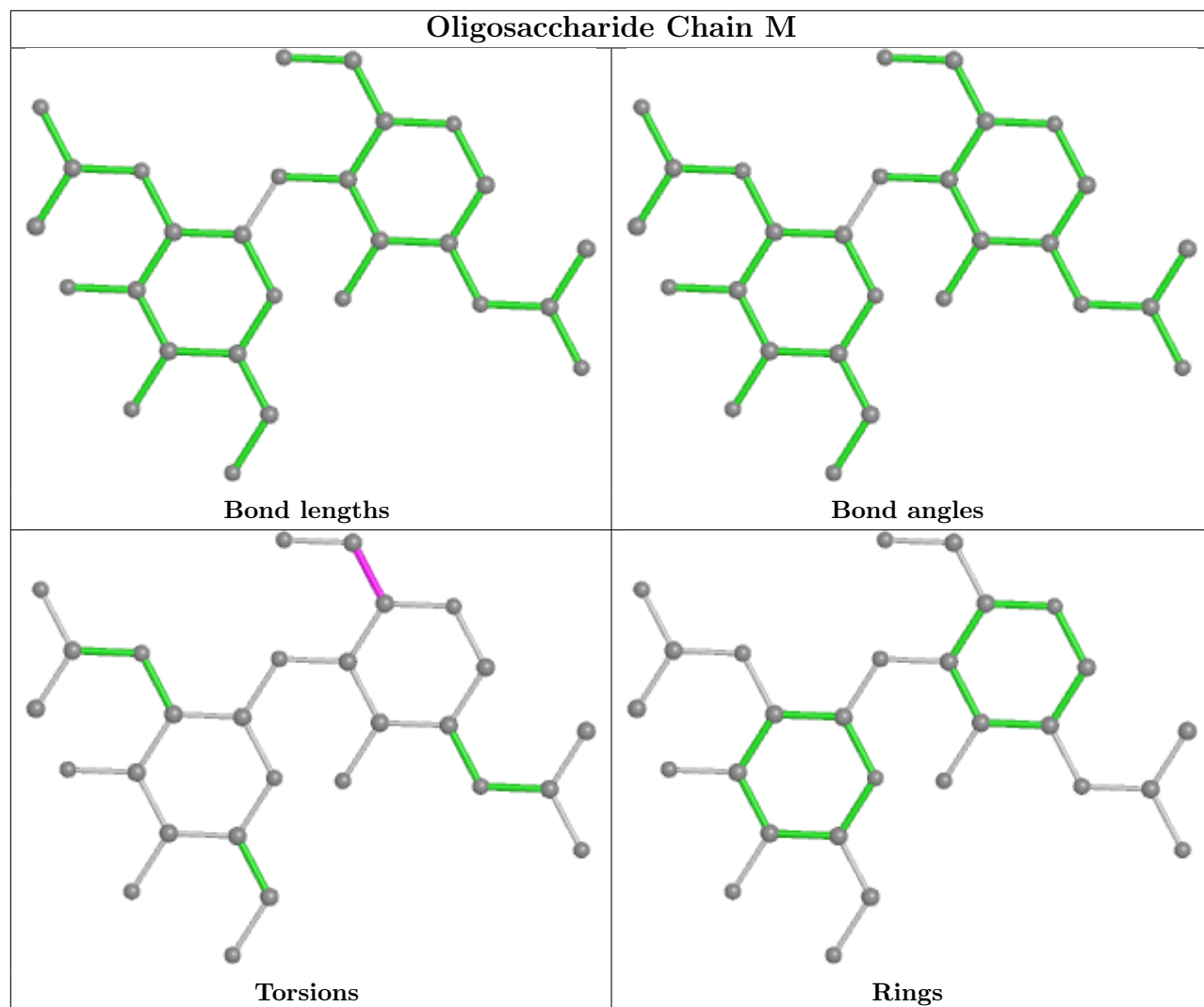


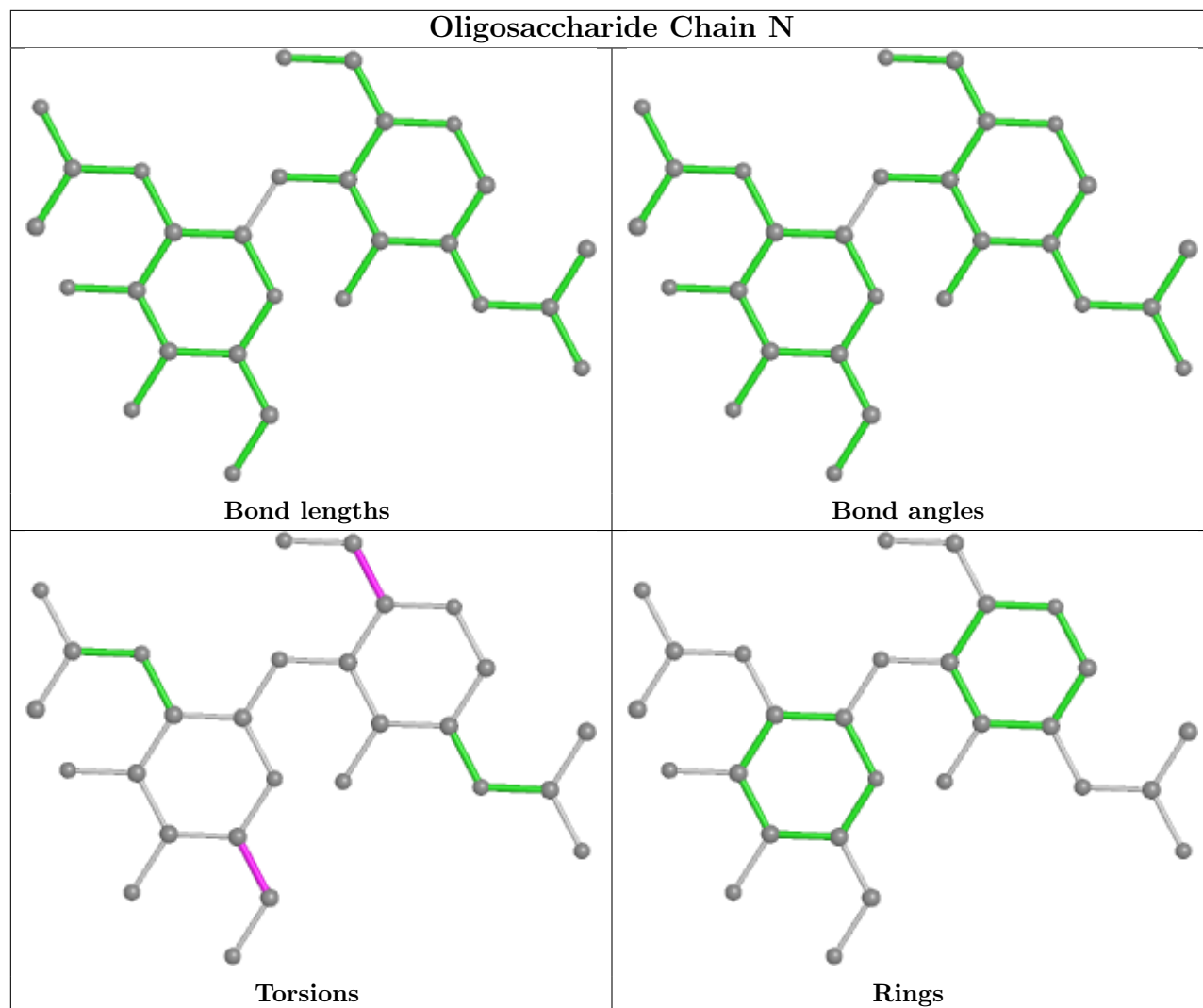


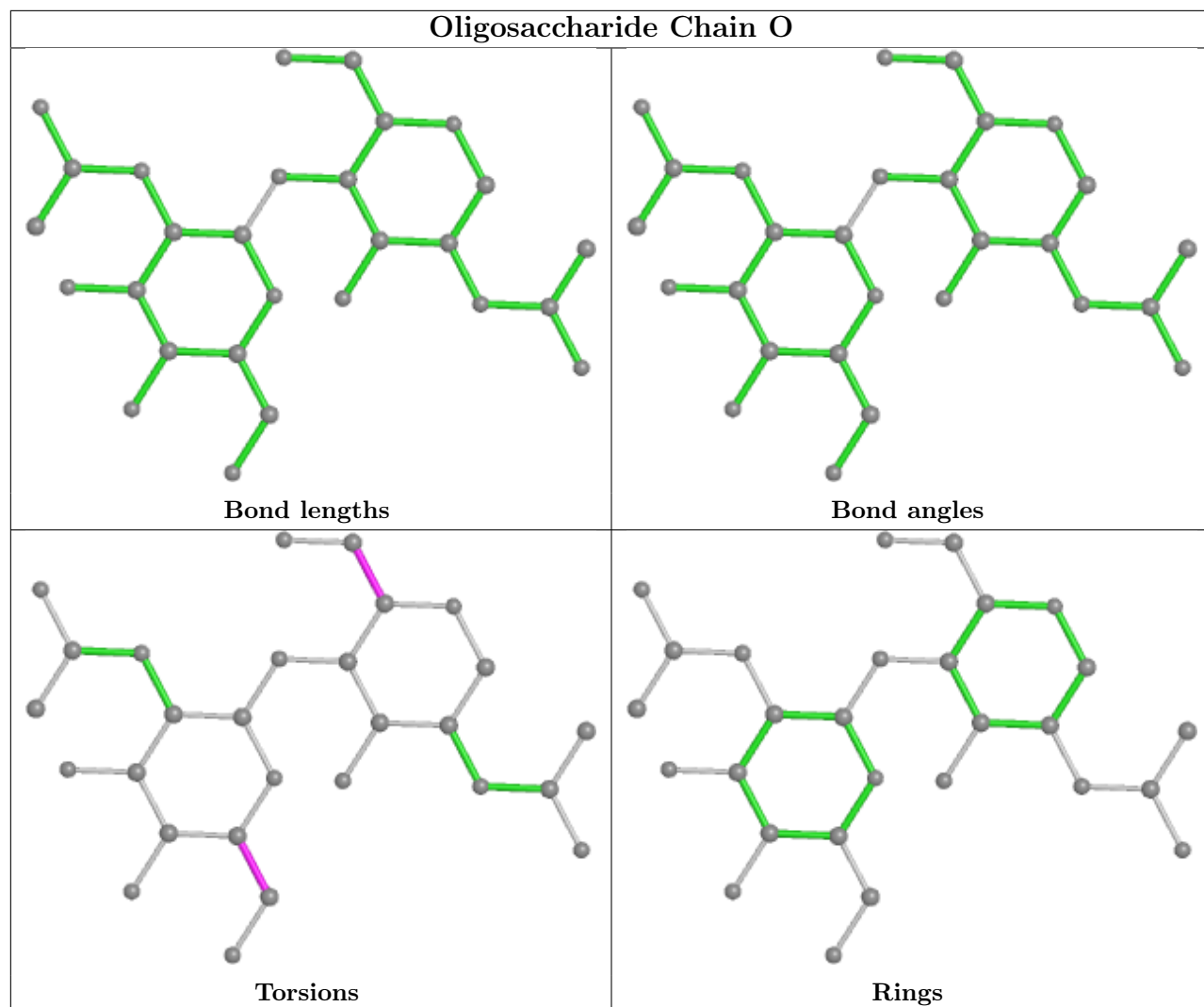


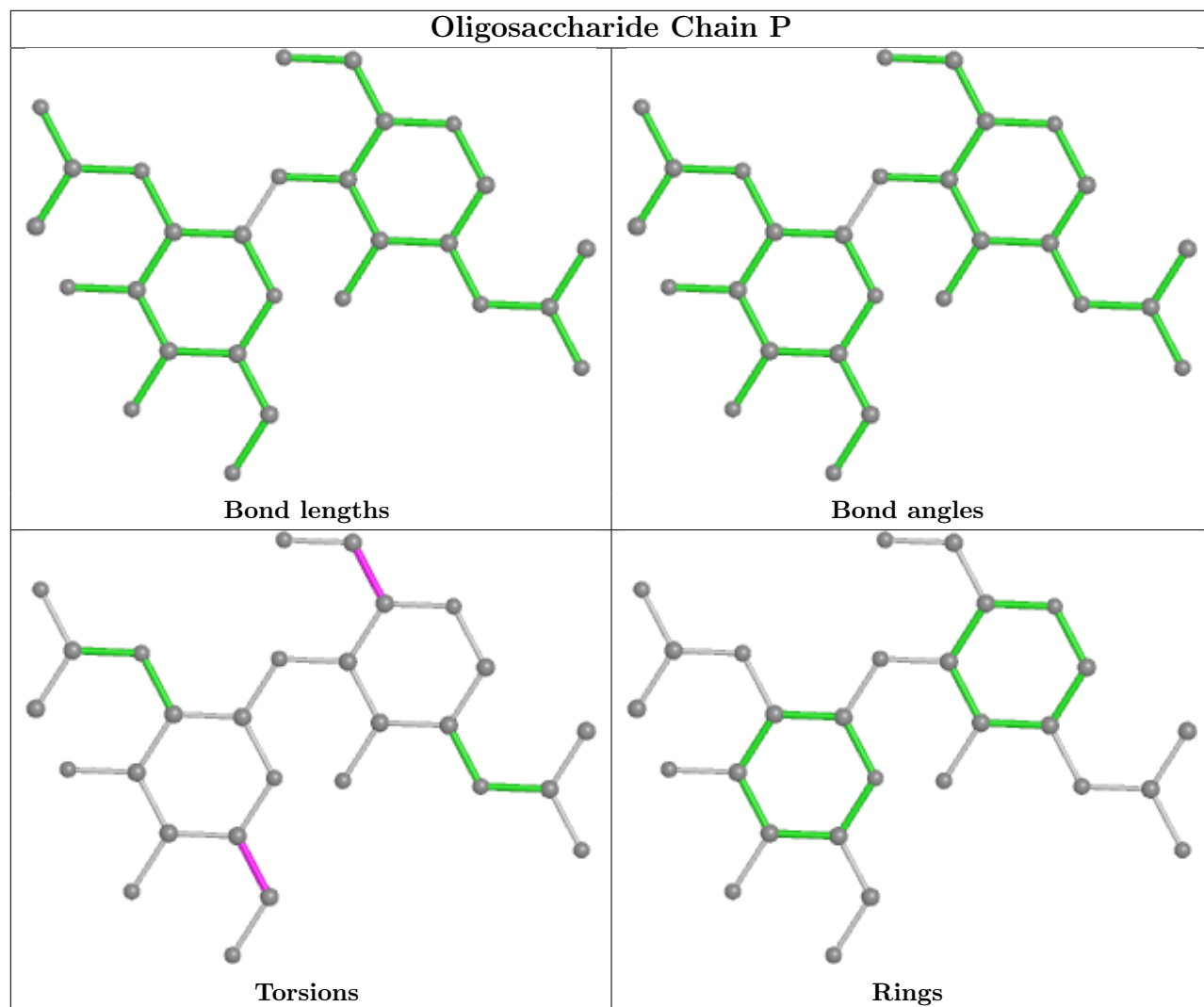




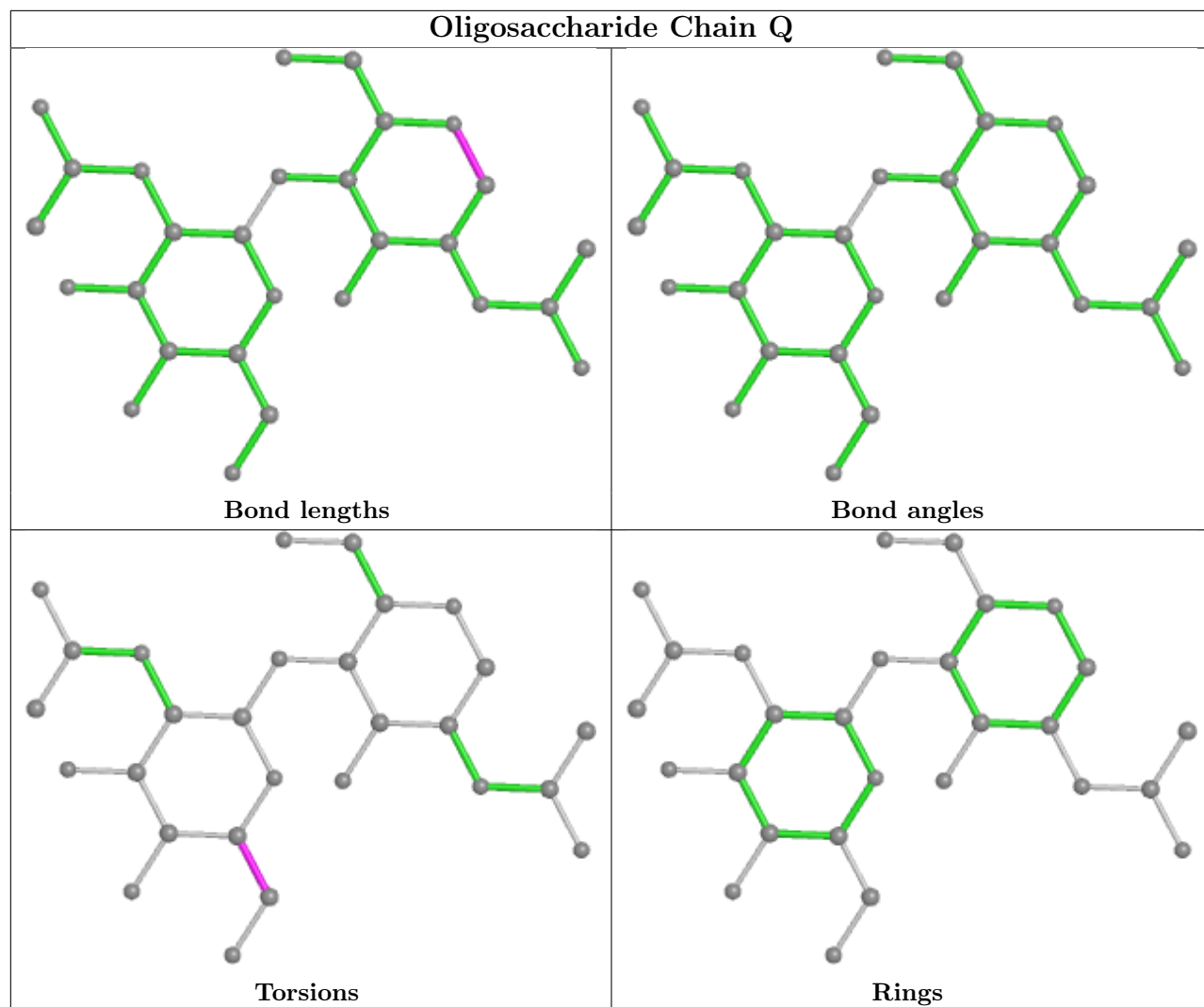


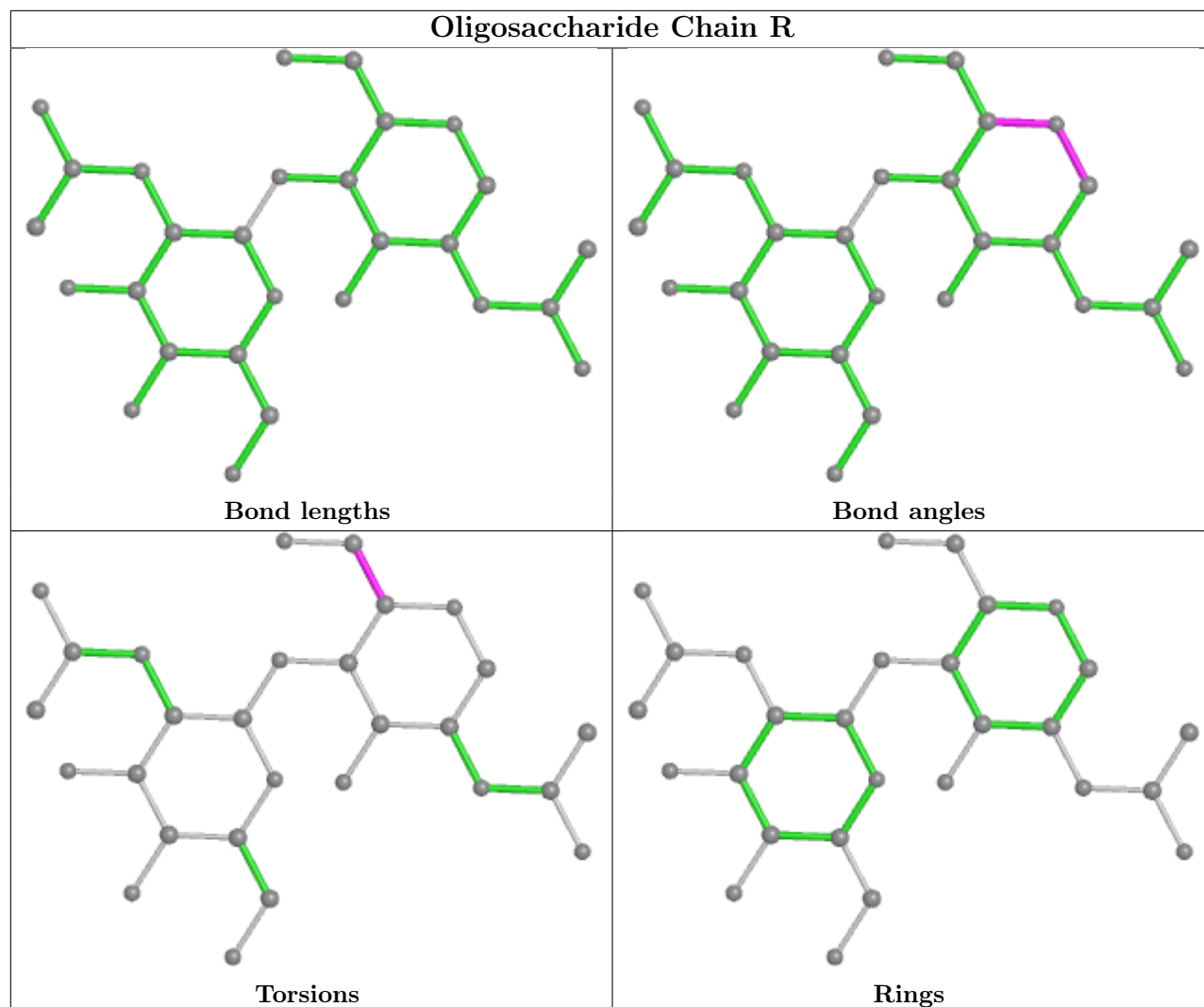


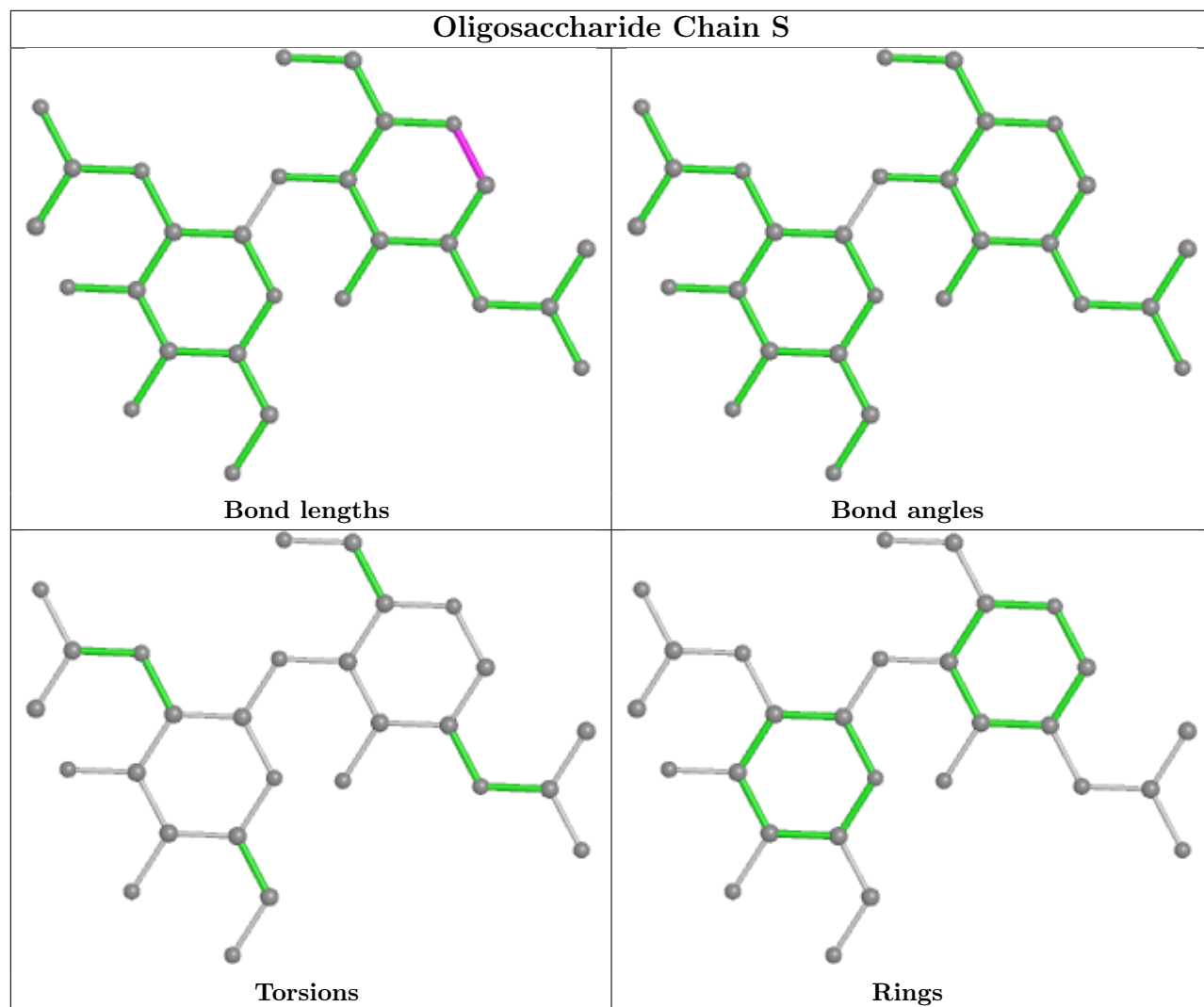


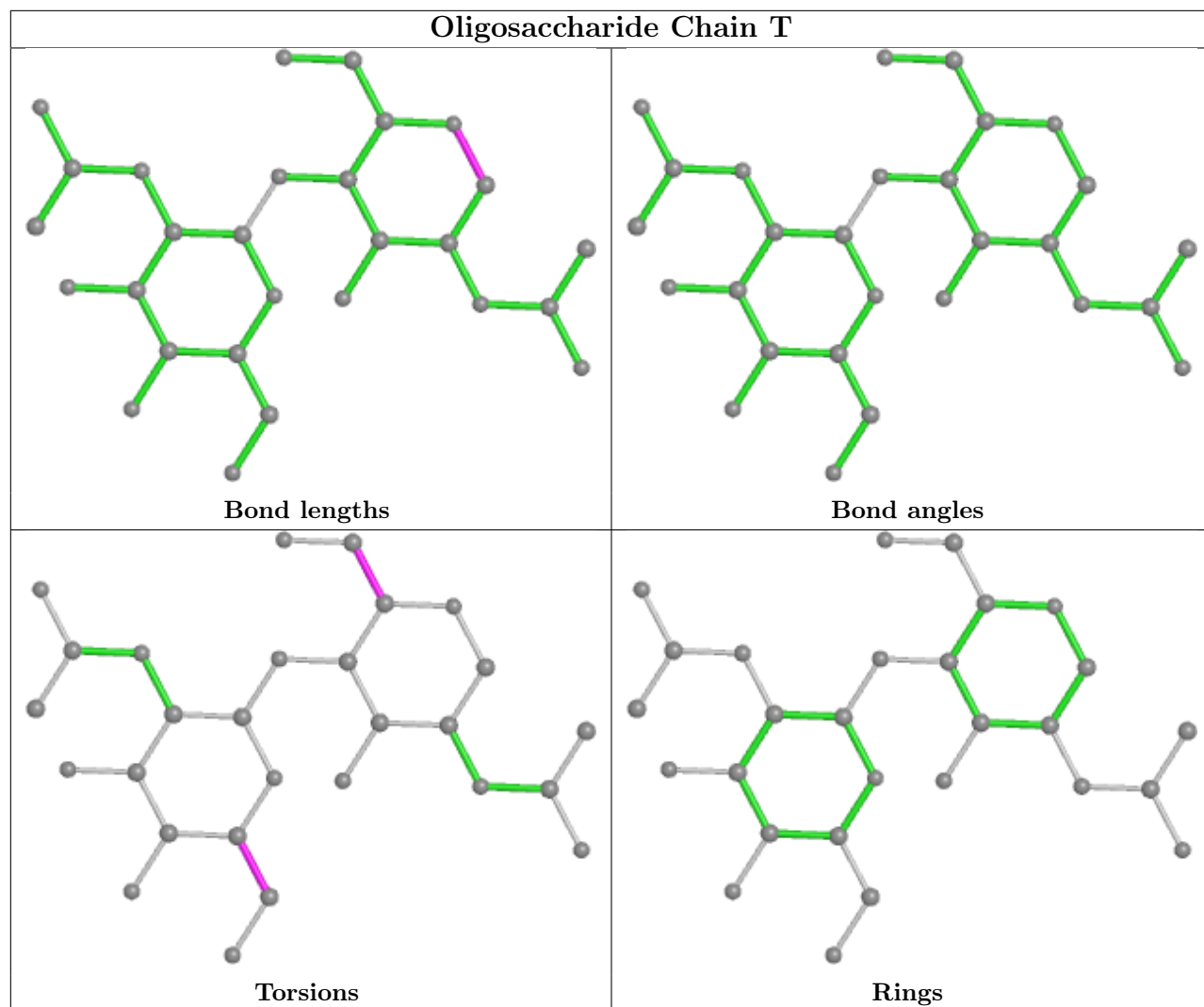


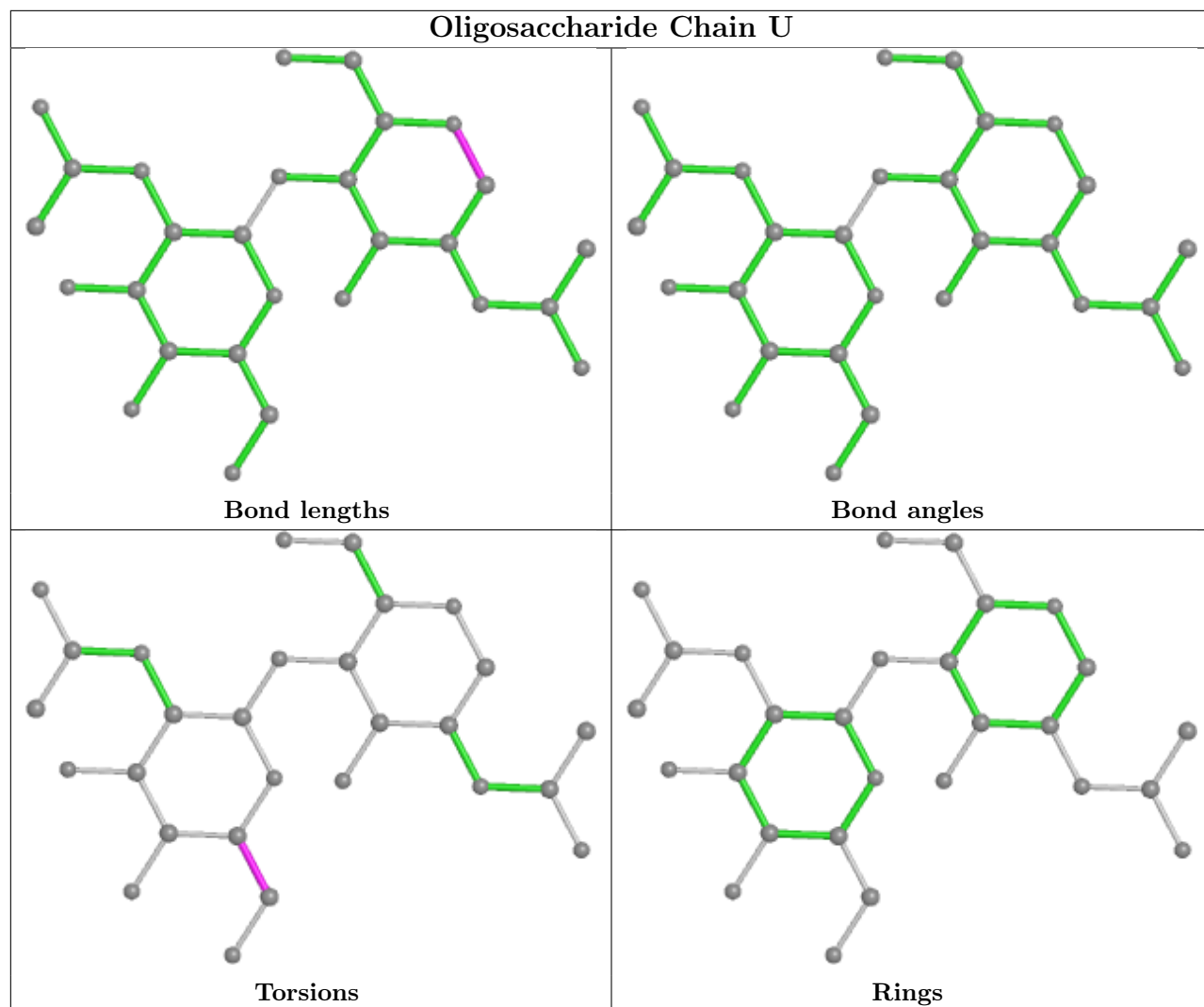


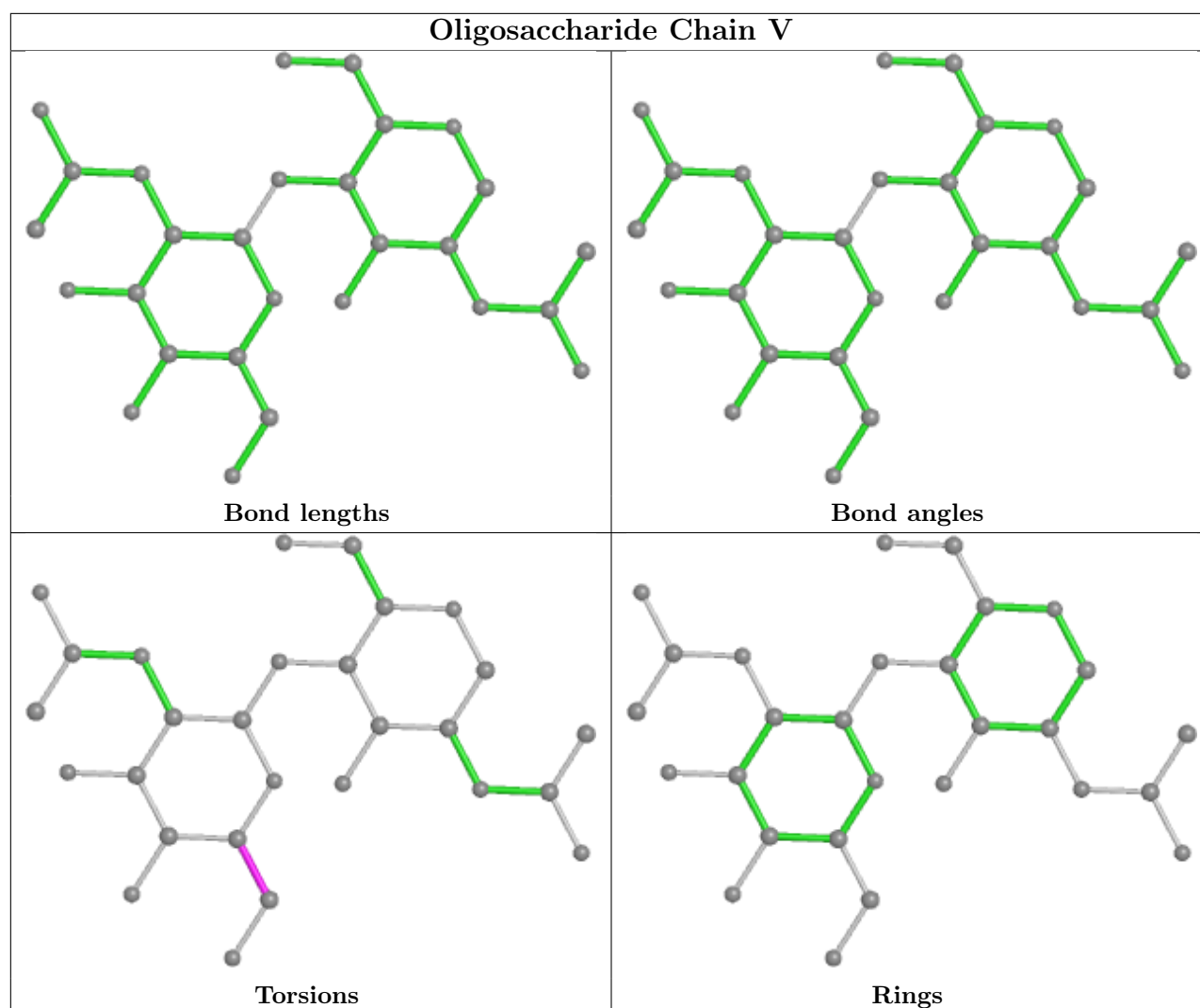












## 5.6 Ligand geometry [i](#)

30 ligands are modelled in this entry.

In the following table, the Counts columns list the number of bonds (or angles) for which Mogul statistics could be retrieved, the number of bonds (or angles) that are observed in the model and the number of bonds (or angles) that are defined in the Chemical Component Dictionary. The Link column lists molecule types, if any, to which the group is linked. The Z score for a bond length (or angle) is the number of standard deviations the observed value is removed from the expected value. A bond length (or angle) with  $|Z| > 2$  is considered an outlier worth inspection. RMSZ is the root-mean-square of all Z scores of the bond lengths (or angles).

Mol	Type	Chain	Res	Link	Bond lengths			Bond angles		
					Counts	RMSZ	$\# Z  > 2$	Counts	RMSZ	$\# Z  > 2$
5	NAG	C	1304	1	14,14,15	0.22	0	17,19,21	0.47	0
5	NAG	A	1309	1	14,14,15	0.73	1 (7%)	17,19,21	0.48	0
5	NAG	A	1306	1	14,14,15	0.26	0	17,19,21	0.41	0

Mol	Type	Chain	Res	Link	Bond lengths			Bond angles		
					Counts	RMSZ	# Z  > 2	Counts	RMSZ	# Z  > 2
5	NAG	C	1305	1	14,14,15	0.30	0	17,19,21	0.34	0
5	NAG	C	1308	1	14,14,15	0.44	0	17,19,21	0.43	0
5	NAG	B	1309	1	14,14,15	0.74	1 (7%)	17,19,21	0.49	0
5	NAG	B	1308	1	14,14,15	0.22	0	17,19,21	0.41	0
5	NAG	B	1302	1	14,14,15	0.51	0	17,19,21	0.74	1 (5%)
5	NAG	B	1306	1	14,14,15	0.60	0	17,19,21	0.40	0
5	NAG	C	1302	1	14,14,15	0.39	0	17,19,21	0.63	0
5	NAG	C	1306	1	14,14,15	0.23	0	17,19,21	0.37	0
5	NAG	B	1303	1	14,14,15	0.31	0	17,19,21	0.60	0
5	NAG	C	1307	1	14,14,15	0.77	1 (7%)	17,19,21	0.38	0
5	NAG	A	1305	1	14,14,15	0.39	0	17,19,21	0.46	0
5	NAG	C	1310	1	14,14,15	0.21	0	17,19,21	0.48	0
5	NAG	A	1304	1	14,14,15	0.36	0	17,19,21	0.81	1 (5%)
5	NAG	B	1310	1	14,14,15	0.18	0	17,19,21	0.50	0
5	NAG	A	1308	1	14,14,15	0.40	0	17,19,21	0.61	0
5	NAG	A	1303	1	14,14,15	0.26	0	17,19,21	0.55	0
5	NAG	A	1301	1	14,14,15	0.40	0	17,19,21	0.52	0
5	NAG	C	1303	1	14,14,15	0.32	0	17,19,21	0.55	0
5	NAG	A	1302	1	14,14,15	0.24	0	17,19,21	0.69	0
5	NAG	B	1307	1	14,14,15	0.77	1 (7%)	17,19,21	0.57	0
5	NAG	C	1309	1	14,14,15	0.75	1 (7%)	17,19,21	0.39	0
5	NAG	A	1310	1	14,14,15	0.30	0	17,19,21	0.46	0
5	NAG	B	1301	1	14,14,15	0.50	0	17,19,21	0.54	0
5	NAG	A	1307	1	14,14,15	0.23	0	17,19,21	0.71	1 (5%)
5	NAG	C	1301	1	14,14,15	0.32	0	17,19,21	0.38	0
5	NAG	B	1304	1	14,14,15	0.31	0	17,19,21	0.40	0
5	NAG	B	1305	1	14,14,15	0.19	0	17,19,21	0.42	0

In the following table, the Chirals column lists the number of chiral outliers, the number of chiral centers analysed, the number of these observed in the model and the number defined in the Chemical Component Dictionary. Similar counts are reported in the Torsion and Rings columns. '-' means no outliers of that kind were identified.

Mol	Type	Chain	Res	Link	Chirals	Torsions	Rings
5	NAG	C	1304	1	-	1/6/23/26	0/1/1/1
5	NAG	A	1309	1	-	2/6/23/26	0/1/1/1
5	NAG	A	1306	1	-	1/6/23/26	0/1/1/1
5	NAG	C	1305	1	-	3/6/23/26	0/1/1/1
5	NAG	C	1308	1	-	4/6/23/26	0/1/1/1
5	NAG	B	1309	1	-	2/6/23/26	0/1/1/1

*Continued on next page...*

*Continued from previous page...*

Mol	Type	Chain	Res	Link	Chirals	Torsions	Rings
5	NAG	B	1308	1	-	0/6/23/26	0/1/1/1
5	NAG	B	1302	1	-	3/6/23/26	0/1/1/1
5	NAG	B	1306	1	-	0/6/23/26	0/1/1/1
5	NAG	C	1302	1	-	3/6/23/26	0/1/1/1
5	NAG	C	1306	1	-	2/6/23/26	0/1/1/1
5	NAG	B	1303	1	-	2/6/23/26	0/1/1/1
5	NAG	C	1307	1	-	0/6/23/26	0/1/1/1
5	NAG	A	1305	1	-	2/6/23/26	0/1/1/1
5	NAG	C	1310	1	-	2/6/23/26	0/1/1/1
5	NAG	A	1304	1	-	2/6/23/26	0/1/1/1
5	NAG	B	1310	1	-	1/6/23/26	0/1/1/1
5	NAG	A	1308	1	-	2/6/23/26	0/1/1/1
5	NAG	A	1303	1	-	2/6/23/26	0/1/1/1
5	NAG	A	1301	1	-	4/6/23/26	0/1/1/1
5	NAG	C	1303	1	-	1/6/23/26	0/1/1/1
5	NAG	A	1302	1	-	3/6/23/26	0/1/1/1
5	NAG	B	1307	1	-	2/6/23/26	0/1/1/1
5	NAG	C	1309	1	-	2/6/23/26	0/1/1/1
5	NAG	A	1310	1	-	2/6/23/26	0/1/1/1
5	NAG	B	1301	1	-	0/6/23/26	0/1/1/1
5	NAG	A	1307	1	-	2/6/23/26	0/1/1/1
5	NAG	C	1301	1	-	0/6/23/26	0/1/1/1
5	NAG	B	1304	1	-	2/6/23/26	0/1/1/1
5	NAG	B	1305	1	-	2/6/23/26	0/1/1/1

All (5) bond length outliers are listed below:

Mol	Chain	Res	Type	Atoms	Z	Observed(Å)	Ideal(Å)
5	B	1309	NAG	O5-C1	-2.61	1.39	1.43
5	B	1307	NAG	O5-C1	-2.54	1.39	1.43
5	C	1307	NAG	O5-C1	-2.53	1.39	1.43
5	A	1309	NAG	O5-C1	-2.53	1.39	1.43
5	C	1309	NAG	O5-C1	-2.11	1.40	1.43

All (3) bond angle outliers are listed below:

Mol	Chain	Res	Type	Atoms	Z	Observed(°)	Ideal(°)
5	A	1304	NAG	C1-O5-C5	2.68	115.82	112.19

*Continued on next page...*



*Continued from previous page...*

Mol	Chain	Res	Type	Atoms	Z	Observed(°)	Ideal(°)
5	A	1307	NAG	C1-O5-C5	2.33	115.36	112.19
5	B	1302	NAG	C1-O5-C5	2.22	115.20	112.19

There are no chirality outliers.

All (54) torsion outliers are listed below:

Mol	Chain	Res	Type	Atoms
5	A	1304	NAG	O5-C5-C6-O6
5	B	1305	NAG	O5-C5-C6-O6
5	B	1309	NAG	O5-C5-C6-O6
5	C	1302	NAG	O5-C5-C6-O6
5	B	1302	NAG	C4-C5-C6-O6
5	A	1309	NAG	O5-C5-C6-O6
5	C	1302	NAG	C4-C5-C6-O6
5	A	1303	NAG	O5-C5-C6-O6
5	C	1309	NAG	O5-C5-C6-O6
5	C	1310	NAG	O5-C5-C6-O6
5	A	1302	NAG	O5-C5-C6-O6
5	C	1306	NAG	O5-C5-C6-O6
5	A	1302	NAG	C4-C5-C6-O6
5	A	1304	NAG	C4-C5-C6-O6
5	B	1309	NAG	C4-C5-C6-O6
5	C	1306	NAG	C4-C5-C6-O6
5	B	1302	NAG	O5-C5-C6-O6
5	A	1301	NAG	C4-C5-C6-O6
5	A	1301	NAG	O5-C5-C6-O6
5	C	1305	NAG	O5-C5-C6-O6
5	B	1305	NAG	C4-C5-C6-O6
5	B	1303	NAG	O5-C5-C6-O6
5	C	1308	NAG	O5-C5-C6-O6
5	A	1309	NAG	C4-C5-C6-O6
5	C	1305	NAG	C4-C5-C6-O6
5	B	1304	NAG	O5-C5-C6-O6
5	B	1303	NAG	C4-C5-C6-O6
5	C	1308	NAG	C4-C5-C6-O6
5	A	1310	NAG	O5-C5-C6-O6
5	A	1303	NAG	C4-C5-C6-O6
5	C	1309	NAG	C4-C5-C6-O6
5	A	1308	NAG	O5-C5-C6-O6
5	A	1305	NAG	C4-C5-C6-O6
5	B	1307	NAG	O5-C5-C6-O6
5	C	1310	NAG	C4-C5-C6-O6

*Continued on next page...*

*Continued from previous page...*

Mol	Chain	Res	Type	Atoms
5	B	1304	NAG	C4-C5-C6-O6
5	B	1307	NAG	C4-C5-C6-O6
5	A	1301	NAG	C1-C2-N2-C7
5	C	1308	NAG	C1-C2-N2-C7
5	A	1305	NAG	O5-C5-C6-O6
5	A	1306	NAG	O5-C5-C6-O6
5	A	1307	NAG	C4-C5-C6-O6
5	C	1303	NAG	C1-C2-N2-C7
5	A	1308	NAG	C4-C5-C6-O6
5	A	1310	NAG	C1-C2-N2-C7
5	A	1301	NAG	C3-C2-N2-C7
5	A	1302	NAG	C3-C2-N2-C7
5	B	1302	NAG	C3-C2-N2-C7
5	C	1302	NAG	C3-C2-N2-C7
5	C	1308	NAG	C3-C2-N2-C7
5	C	1304	NAG	O5-C5-C6-O6
5	C	1305	NAG	C1-C2-N2-C7
5	A	1307	NAG	O5-C5-C6-O6
5	B	1310	NAG	C1-C2-N2-C7

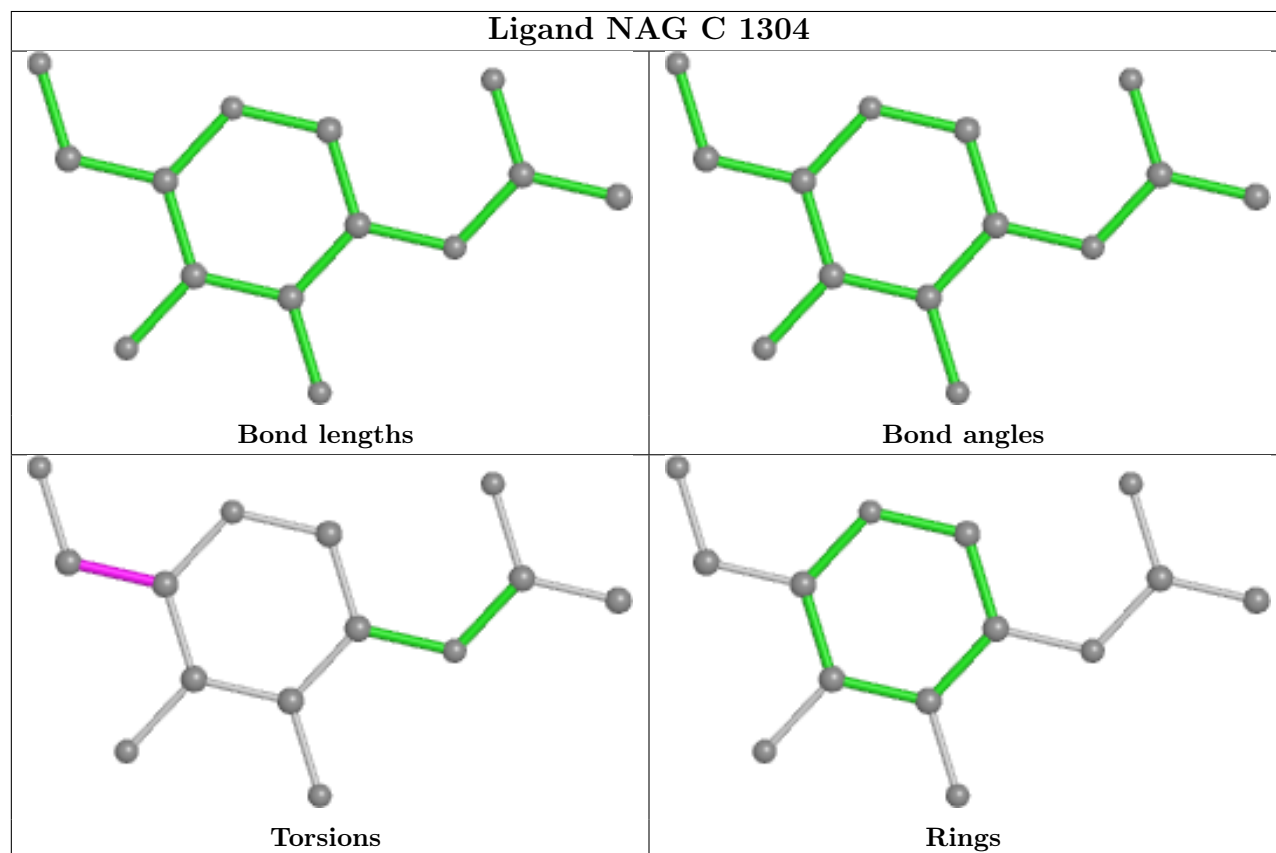
There are no ring outliers.

12 monomers are involved in 15 short contacts:

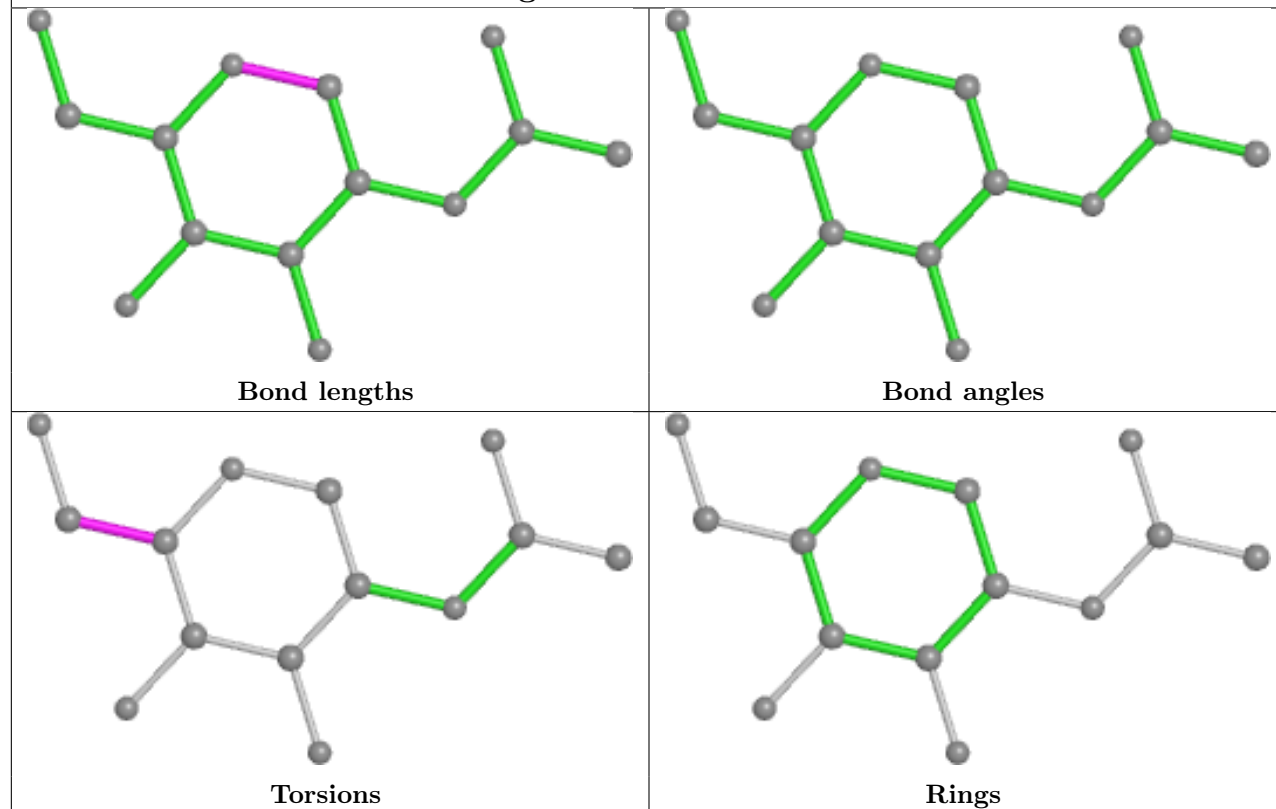
Mol	Chain	Res	Type	Clashes	Symm-Clashes
5	C	1304	NAG	1	0
5	C	1305	NAG	1	0
5	B	1309	NAG	1	0
5	B	1302	NAG	2	0
5	C	1302	NAG	1	0
5	B	1303	NAG	1	0
5	A	1305	NAG	2	0
5	A	1304	NAG	1	0
5	C	1303	NAG	1	0
5	A	1302	NAG	1	0
5	B	1304	NAG	2	0
5	B	1305	NAG	1	0

The following is a two-dimensional graphical depiction of Mogul quality analysis of bond lengths, bond angles, torsion angles, and ring geometry for all instances of the Ligand of Interest. In addition, ligands with molecular weight > 250 and outliers as shown on the validation Tables will also be included. For torsion angles, if less than 5% of the Mogul distribution of torsion angles is within 10 degrees of the torsion angle in question, then that torsion angle is considered an outlier.

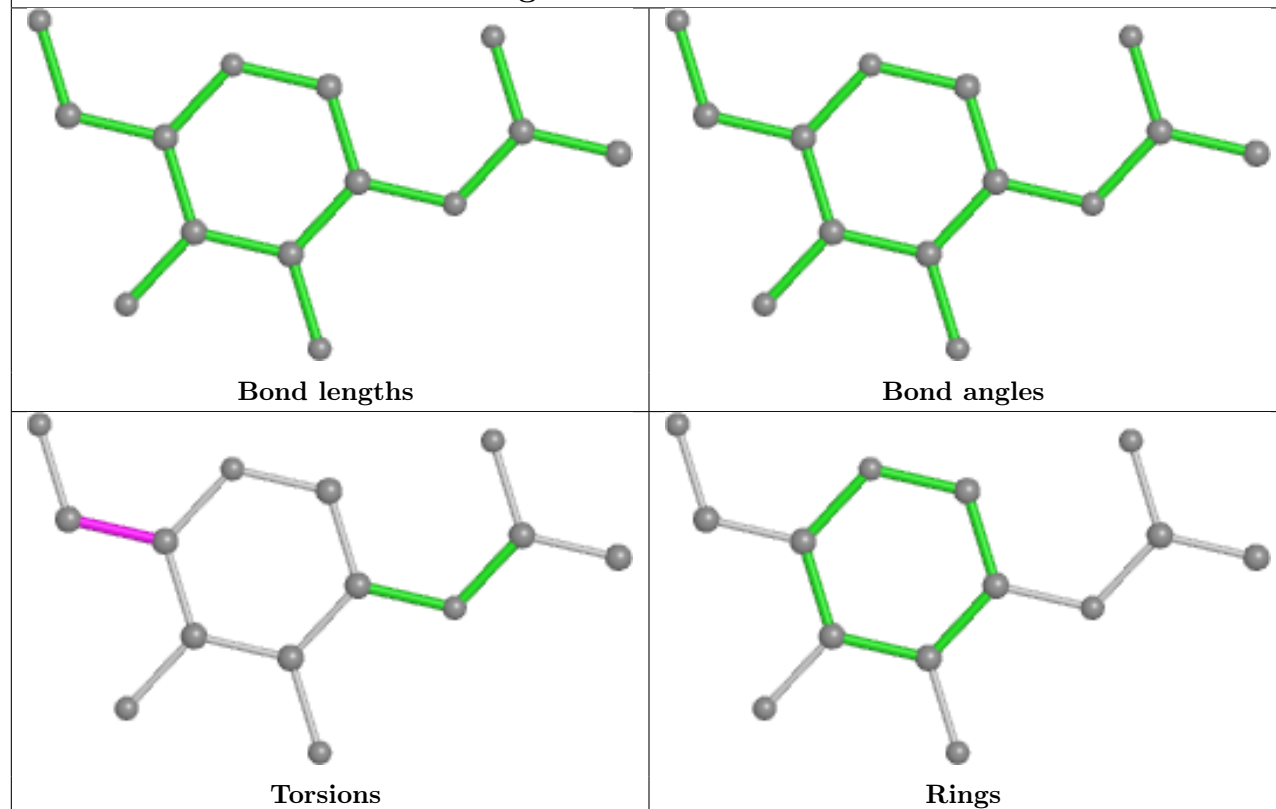
Any bond that is central to one or more torsion angles identified as an outlier by Mogul will be highlighted in the graph. For rings, the root-mean-square deviation (RMSD) between the ring in question and similar rings identified by Mogul is calculated over all ring torsion angles. If the average RMSD is greater than 60 degrees and the minimal RMSD between the ring in question and any Mogul-identified rings is also greater than 60 degrees, then that ring is considered an outlier. The outliers are highlighted in purple. The color gray indicates Mogul did not find sufficient equivalents in the CSD to analyse the geometry.



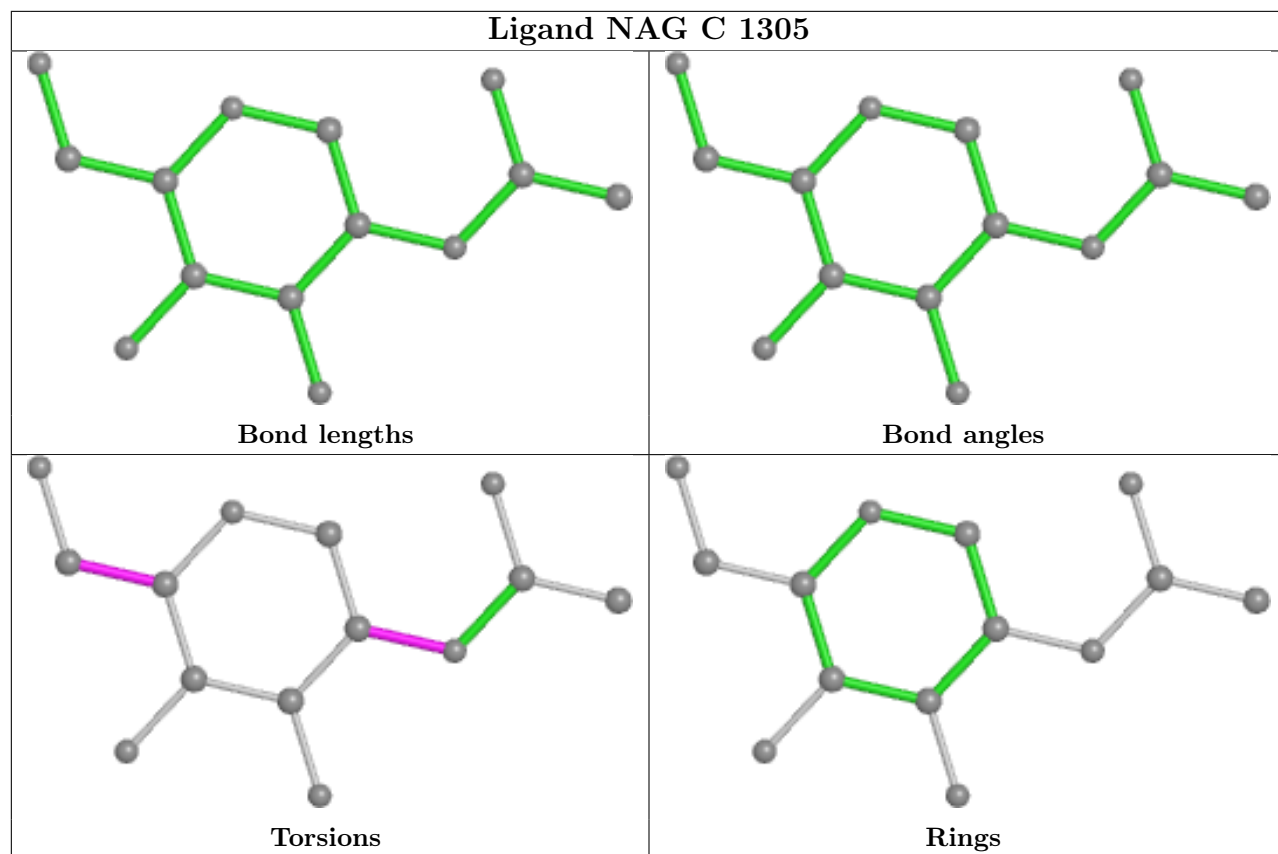
## Ligand NAG A 1309



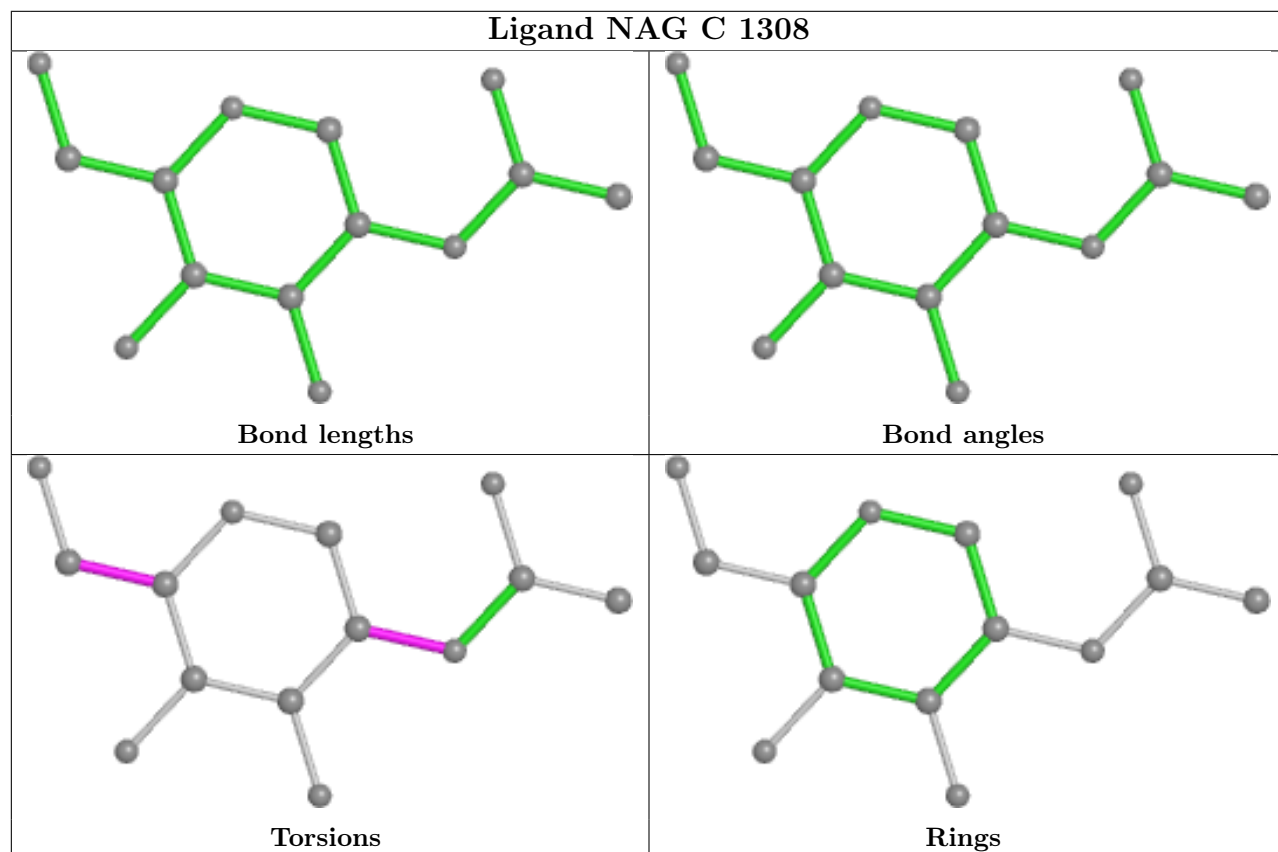
## Ligand NAG A 1306

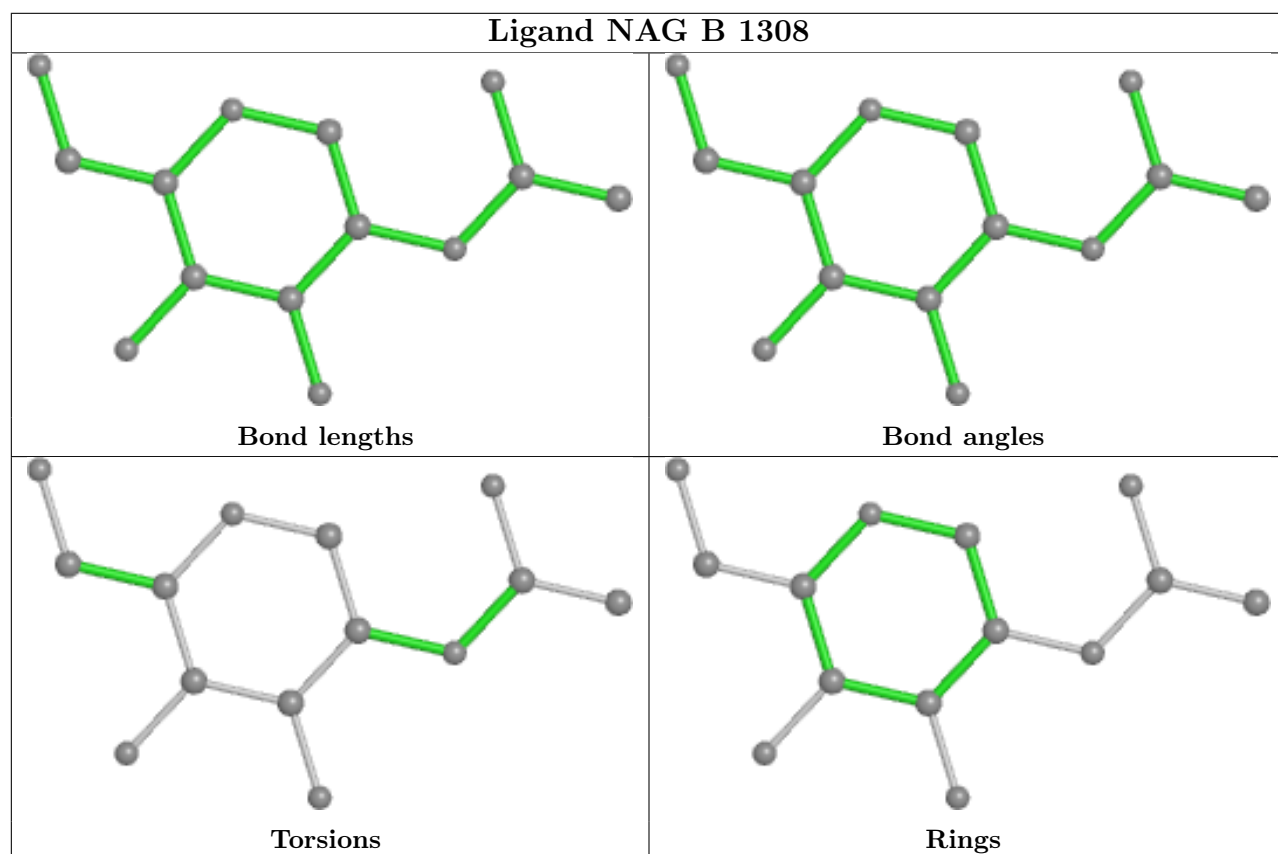
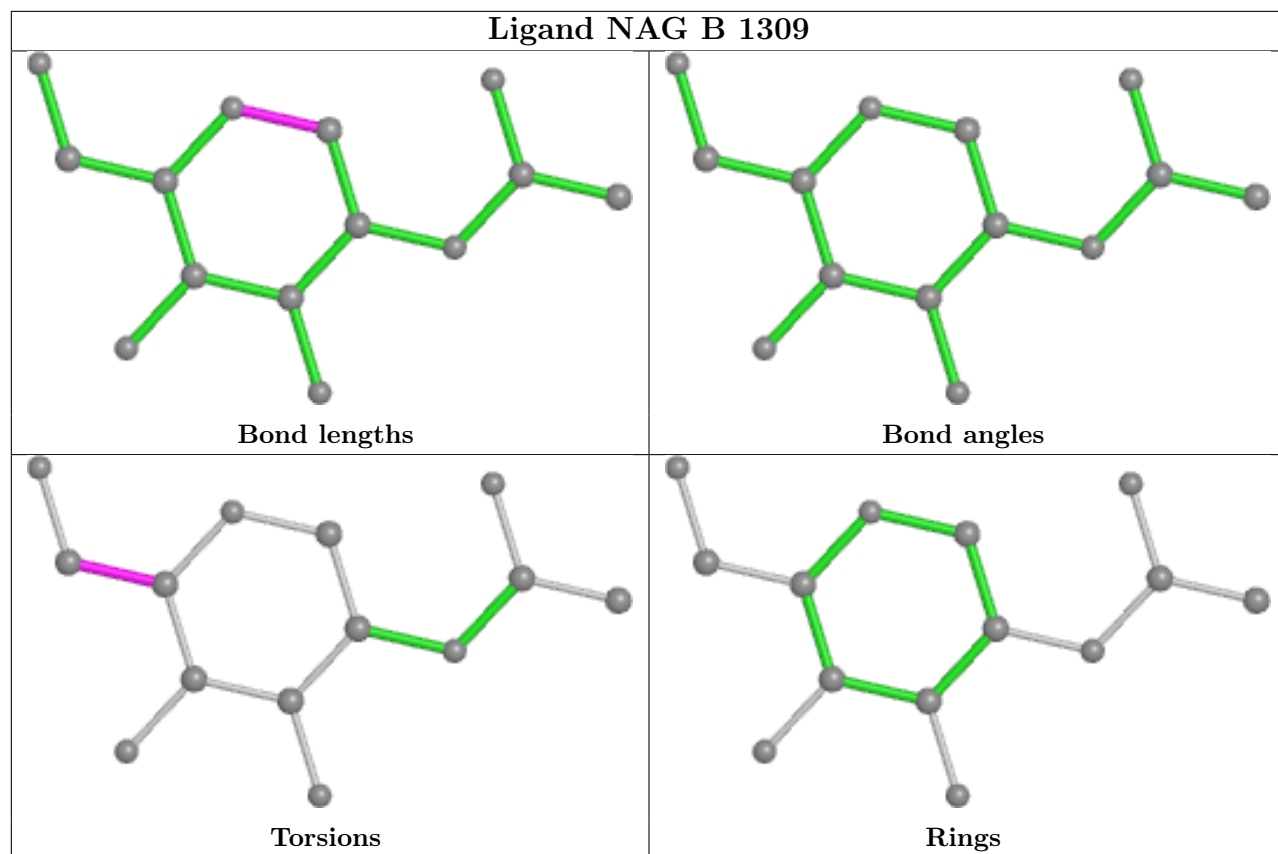


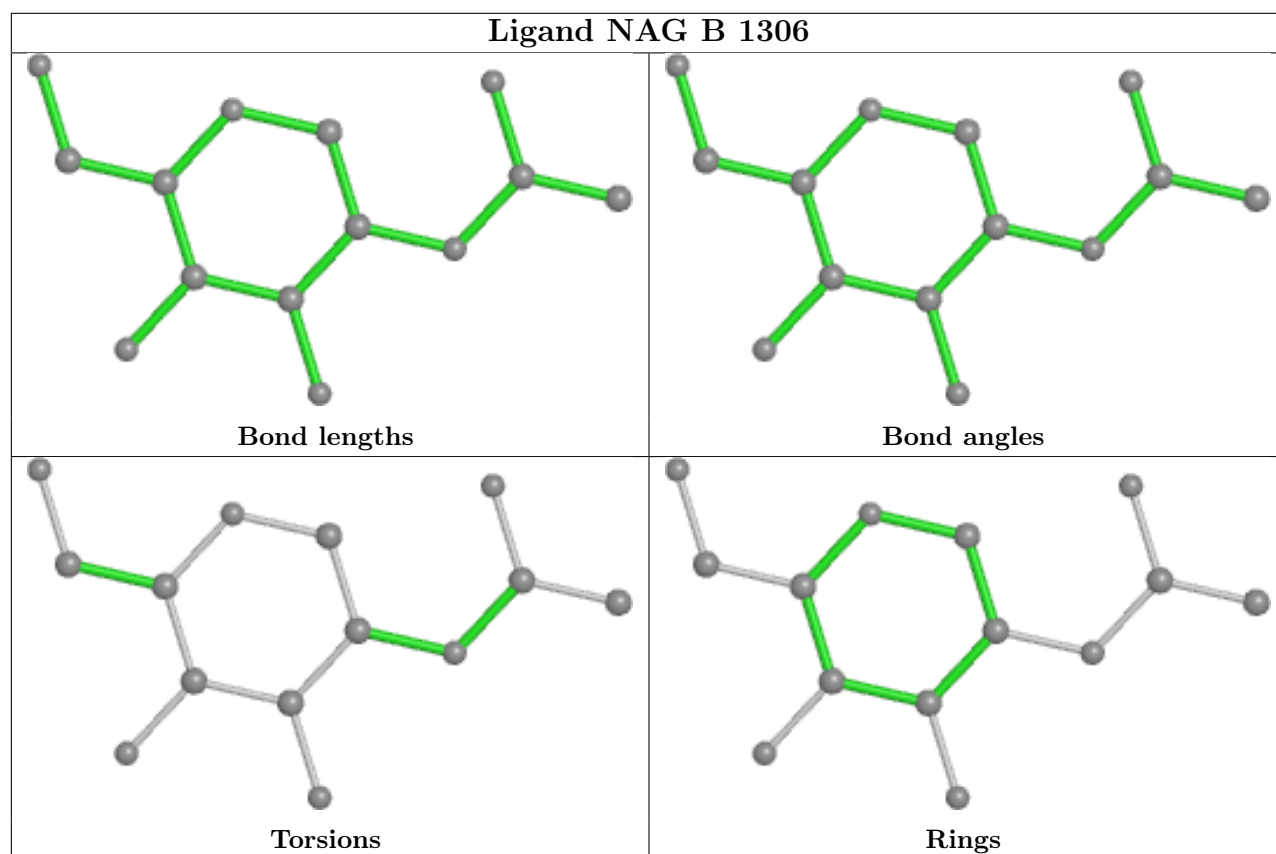
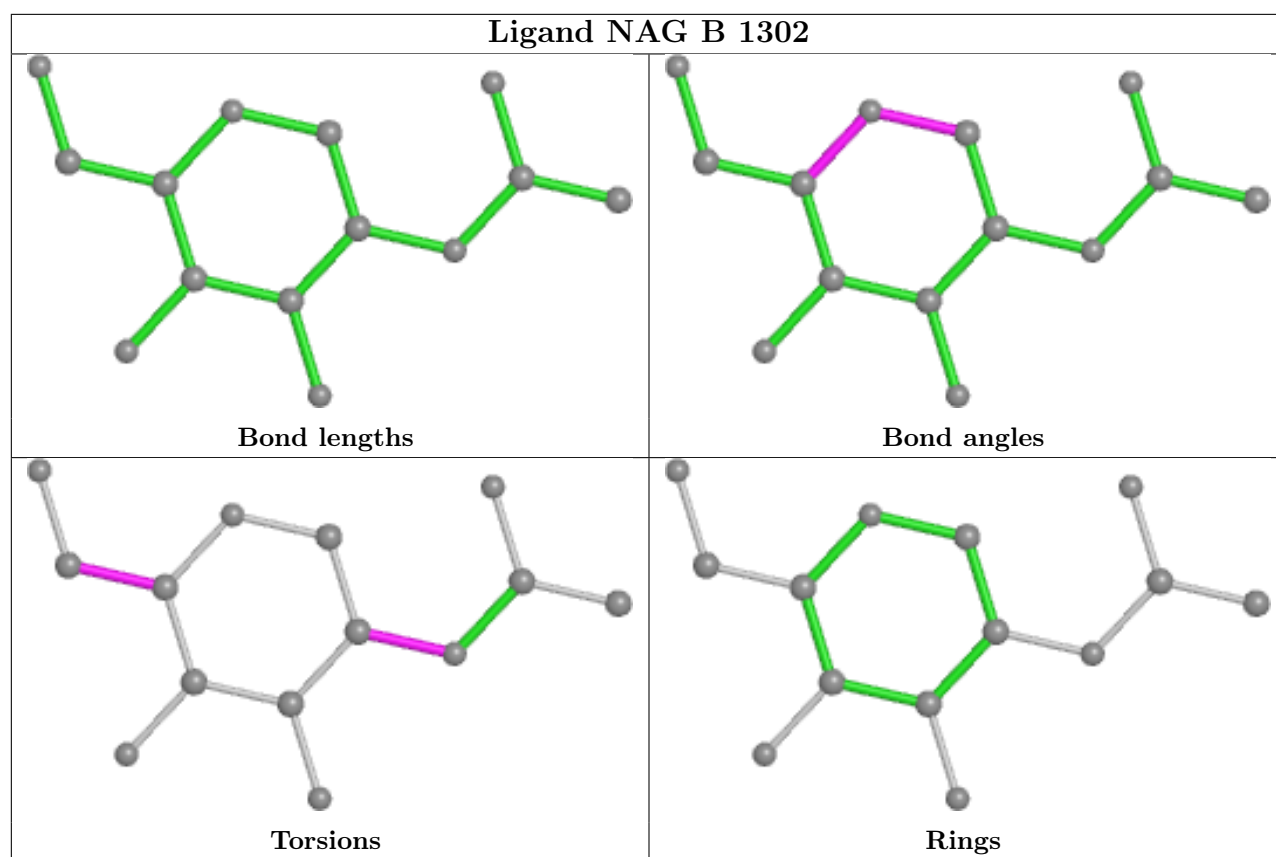
## Ligand NAG C 1305



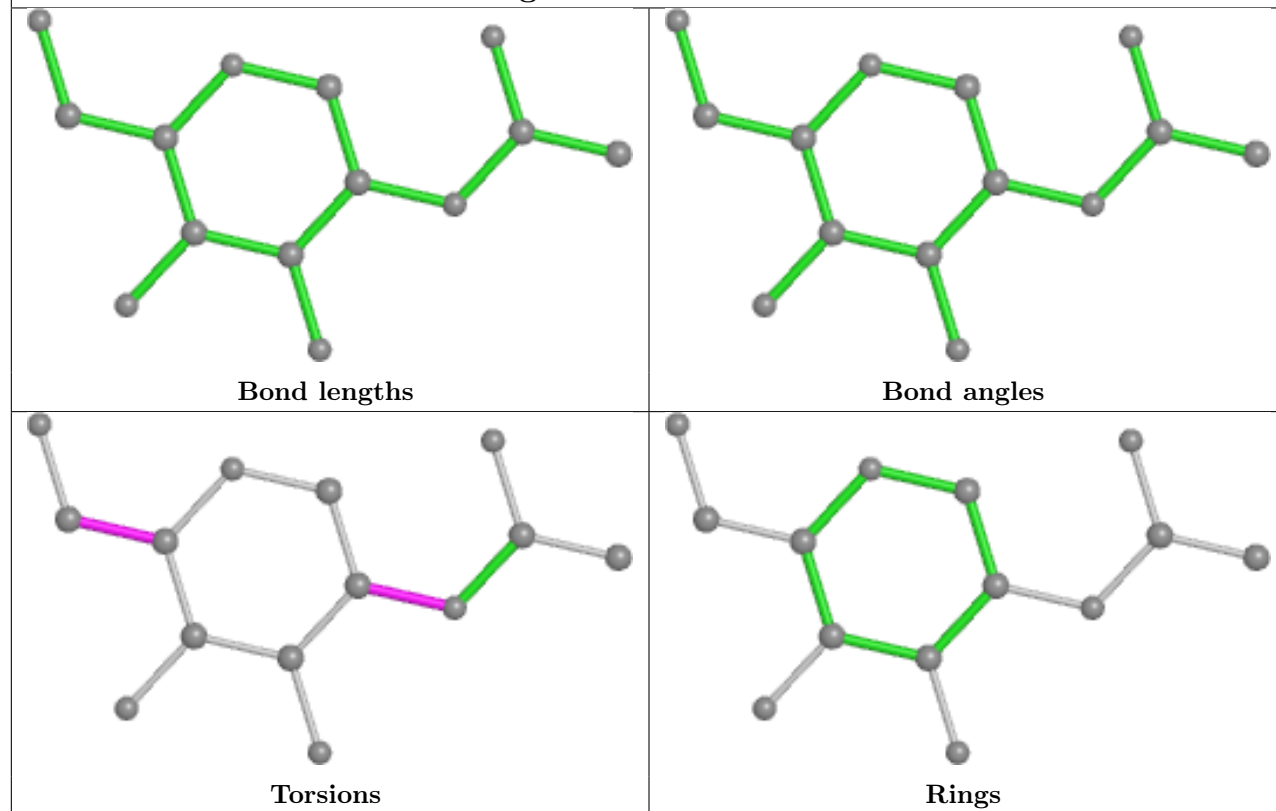
## Ligand NAG C 1308



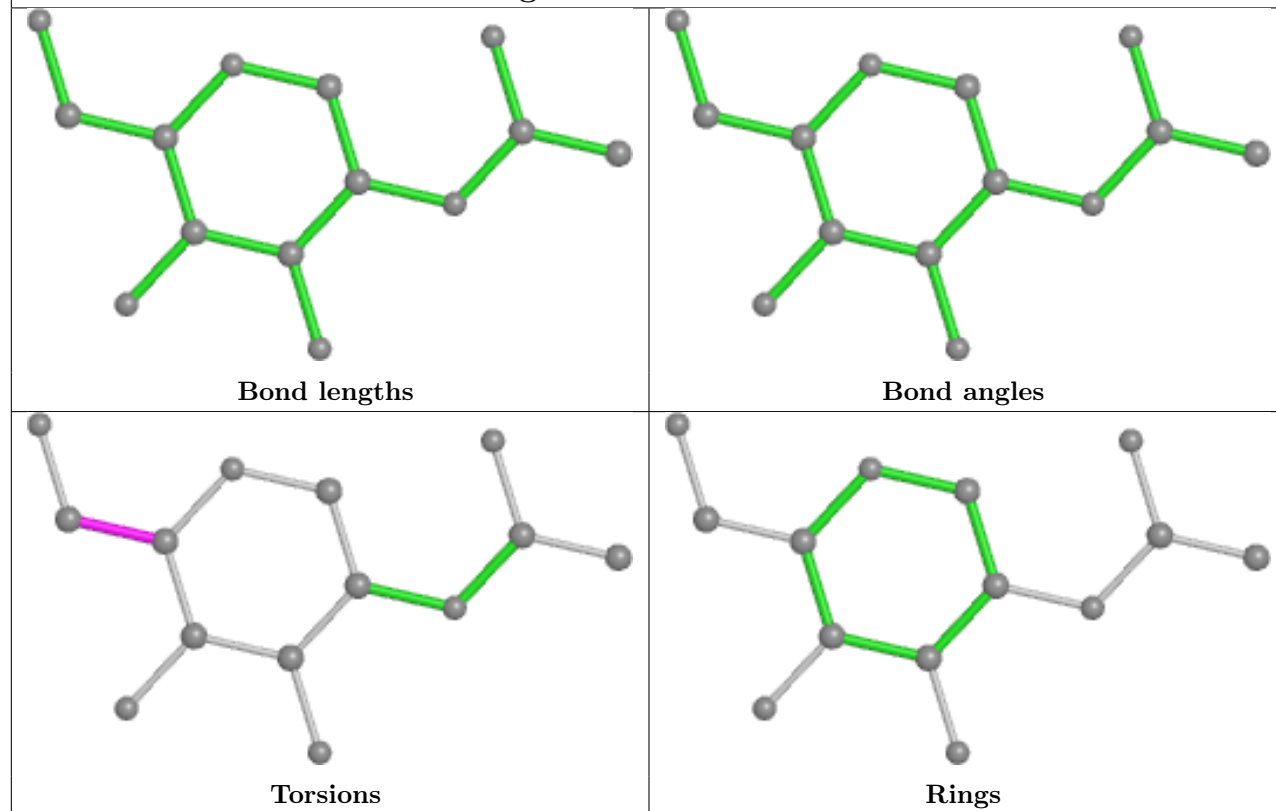




## Ligand NAG C 1302

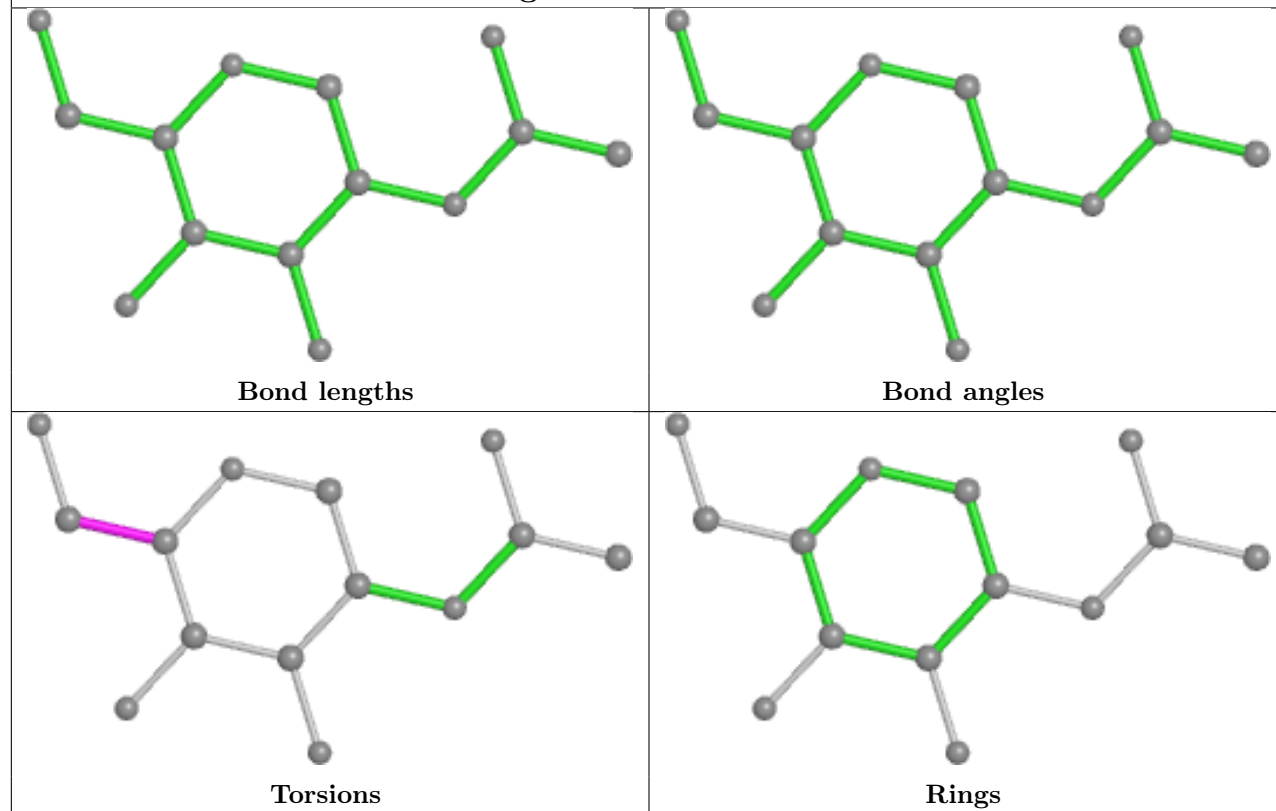


## Ligand NAG C 1306

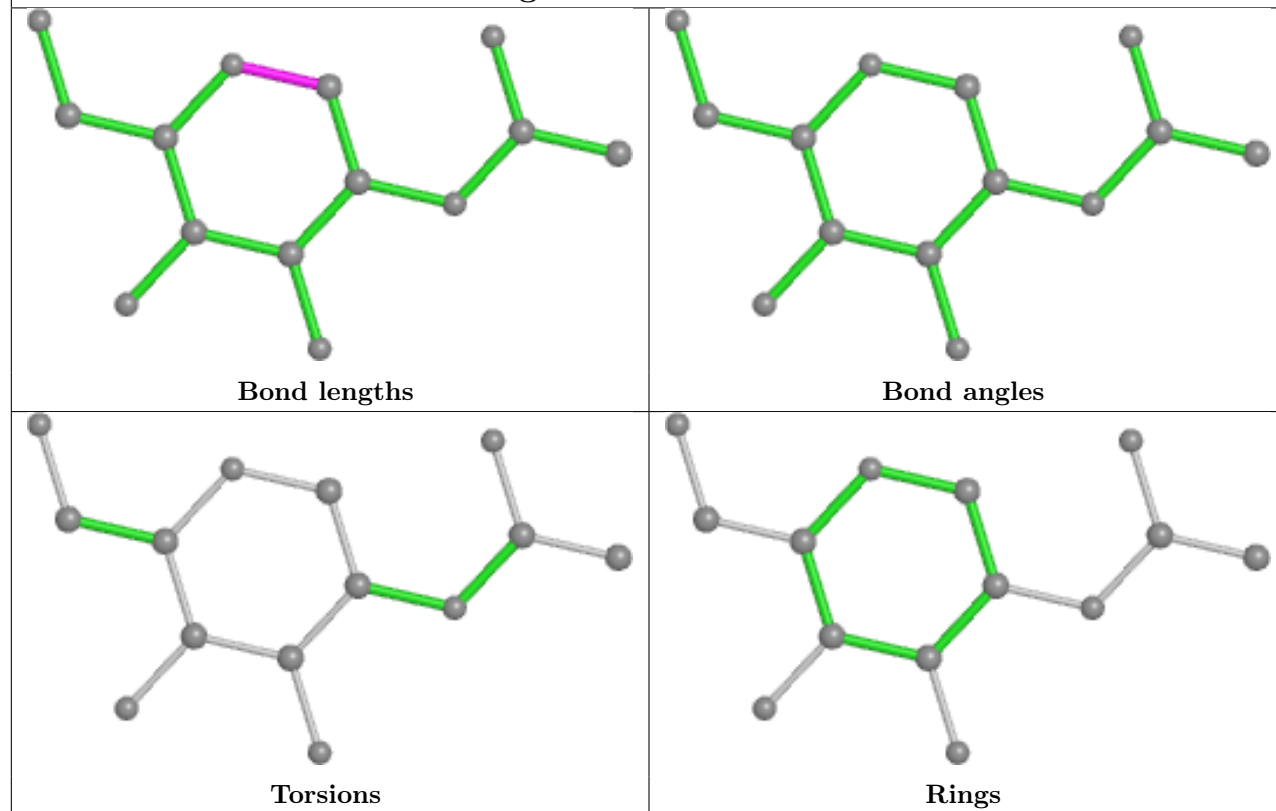




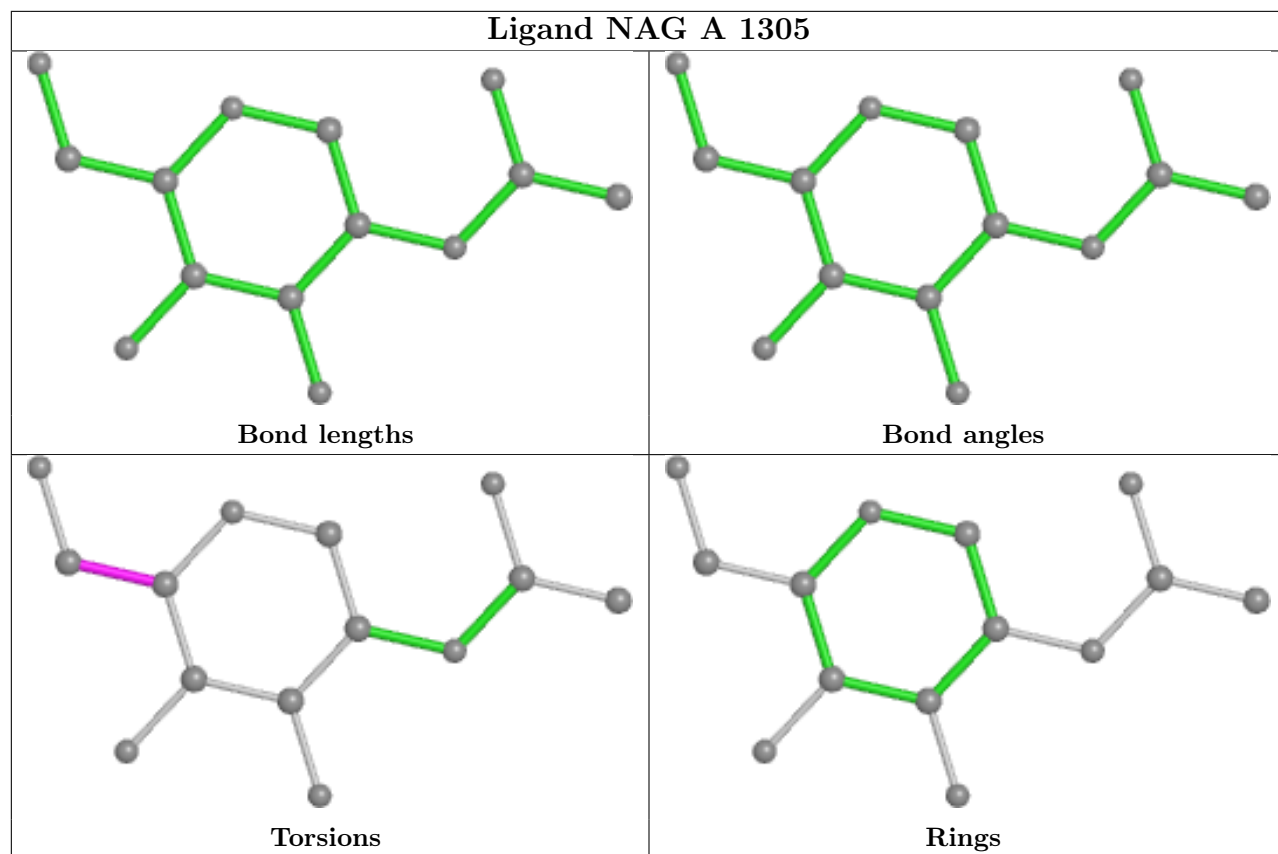
## Ligand NAG B 1303



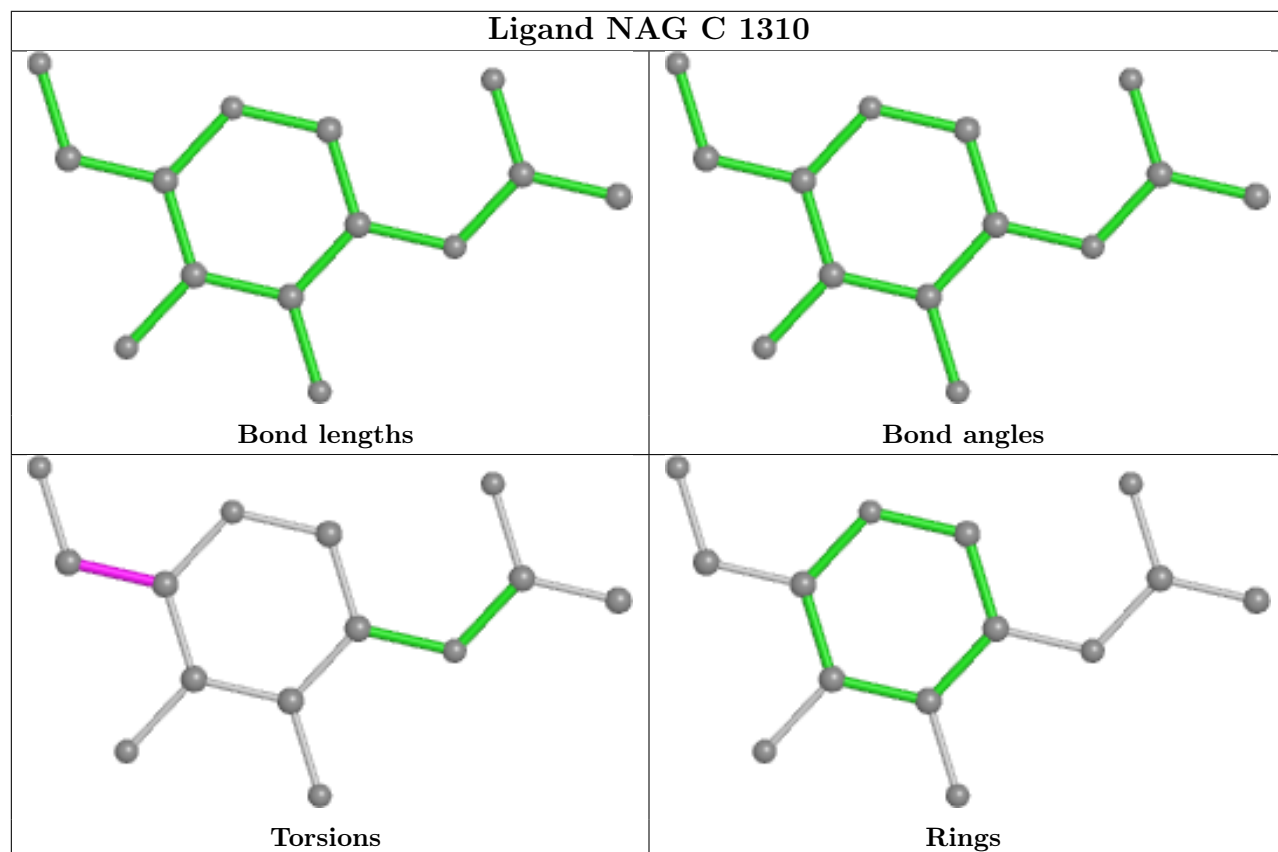
## Ligand NAG C 1307



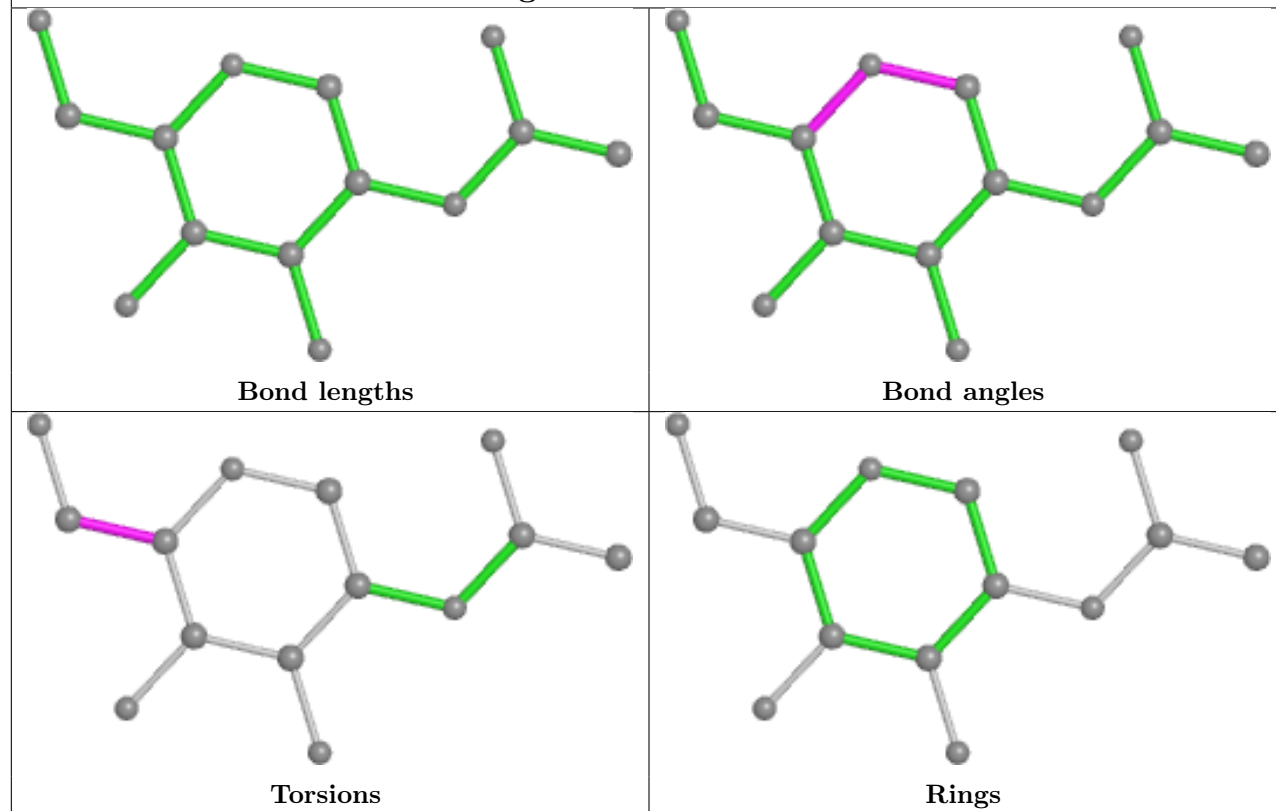
## Ligand NAG A 1305



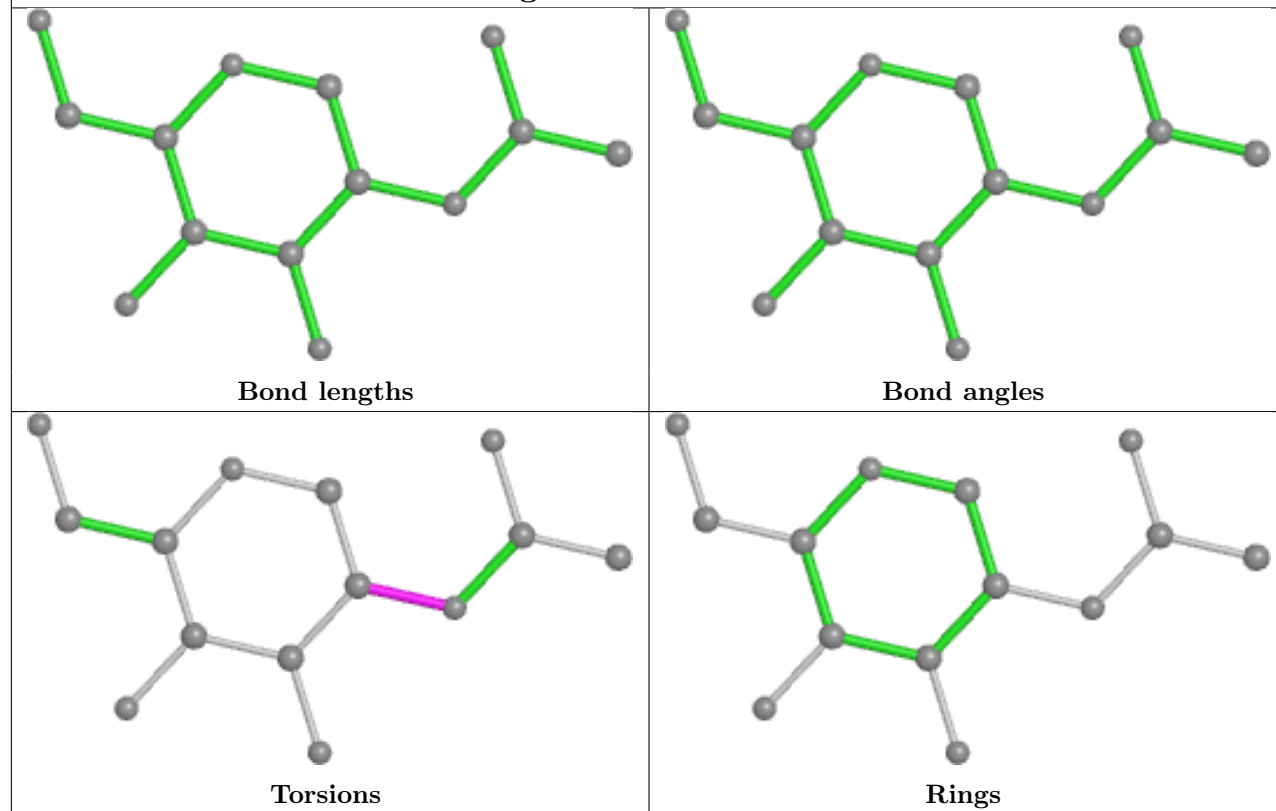
## Ligand NAG C 1310

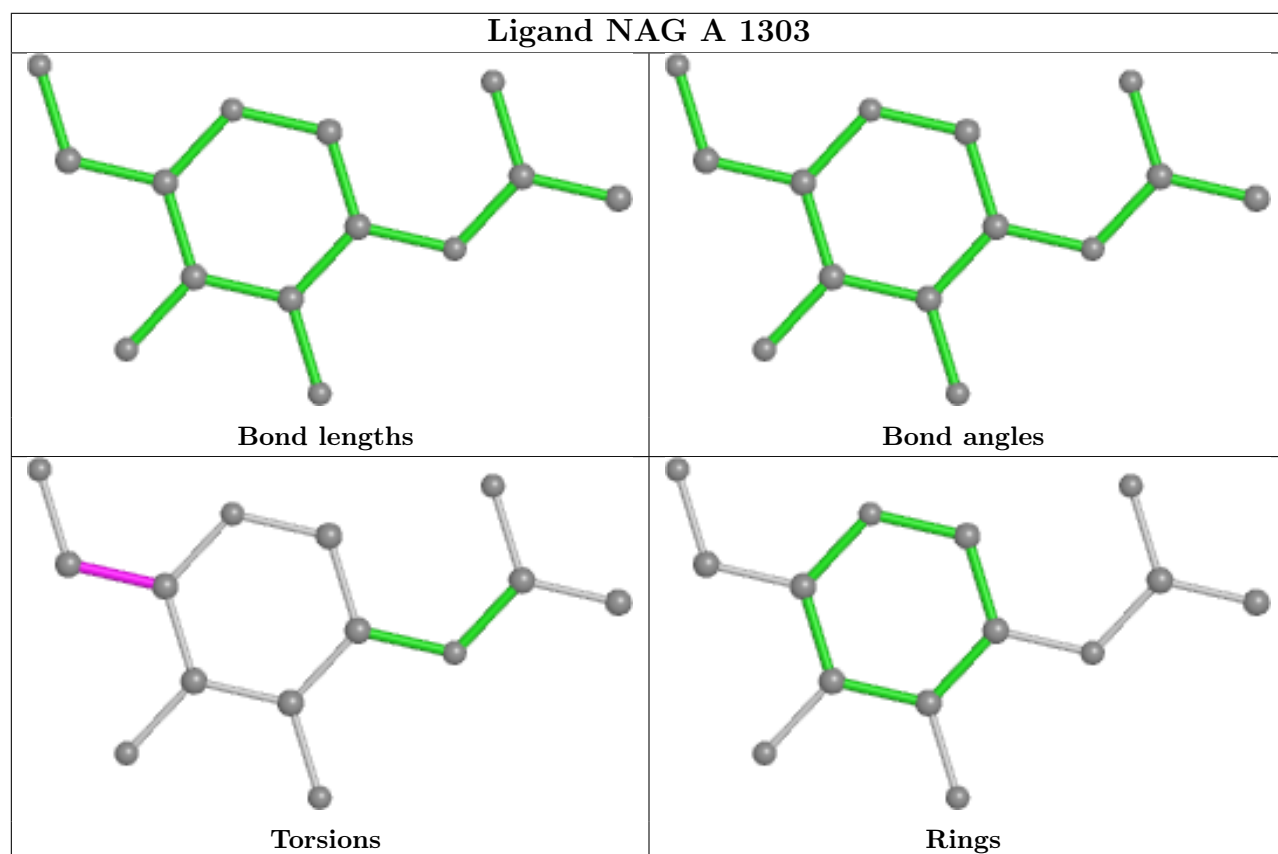
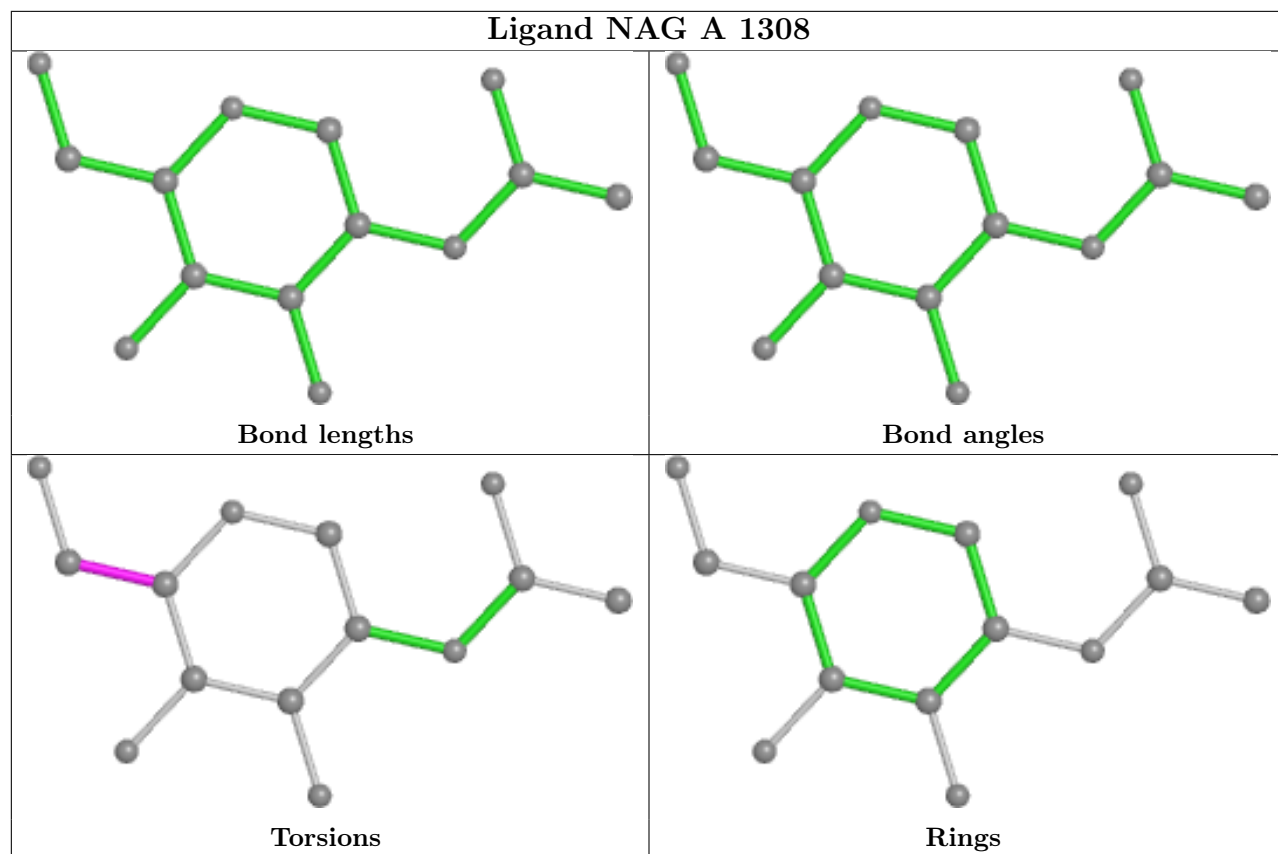


## Ligand NAG A 1304

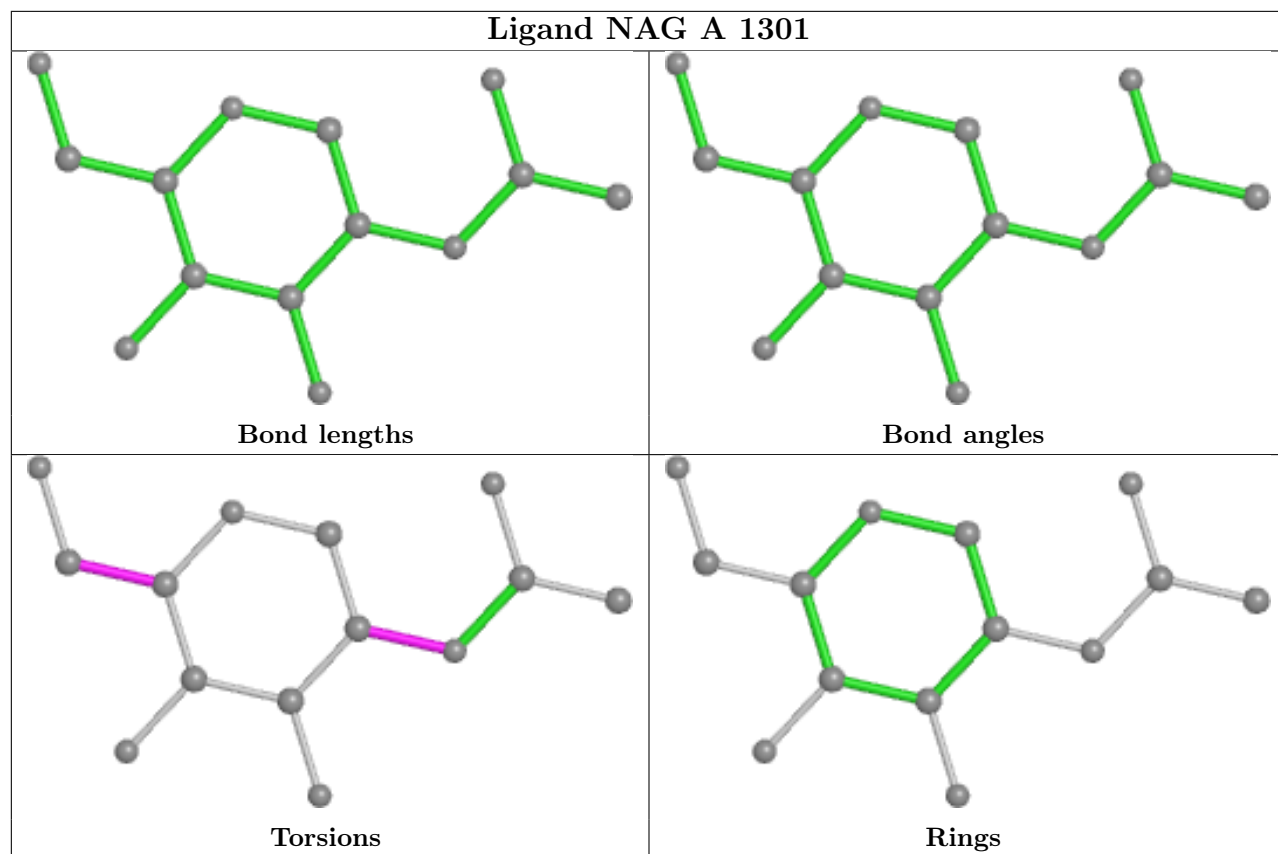


## Ligand NAG B 1310

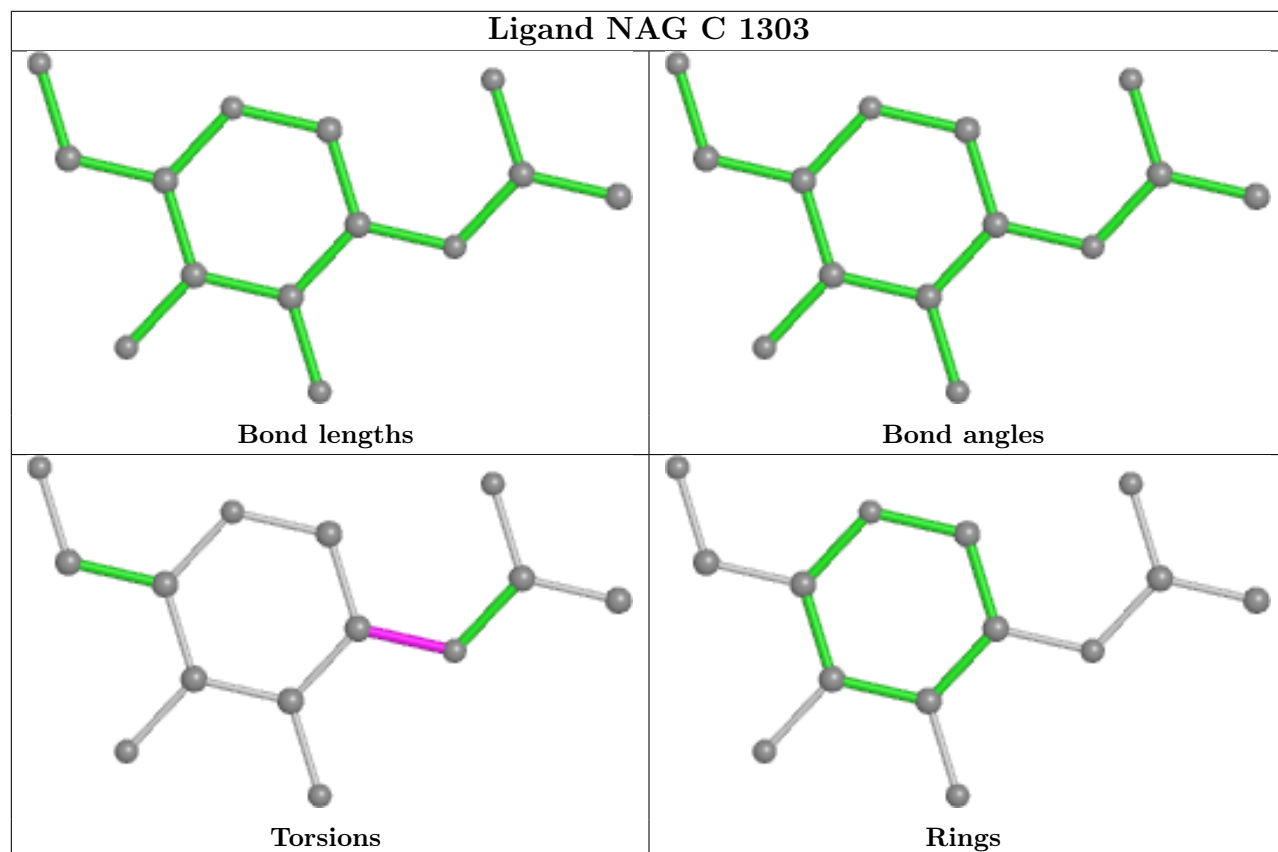




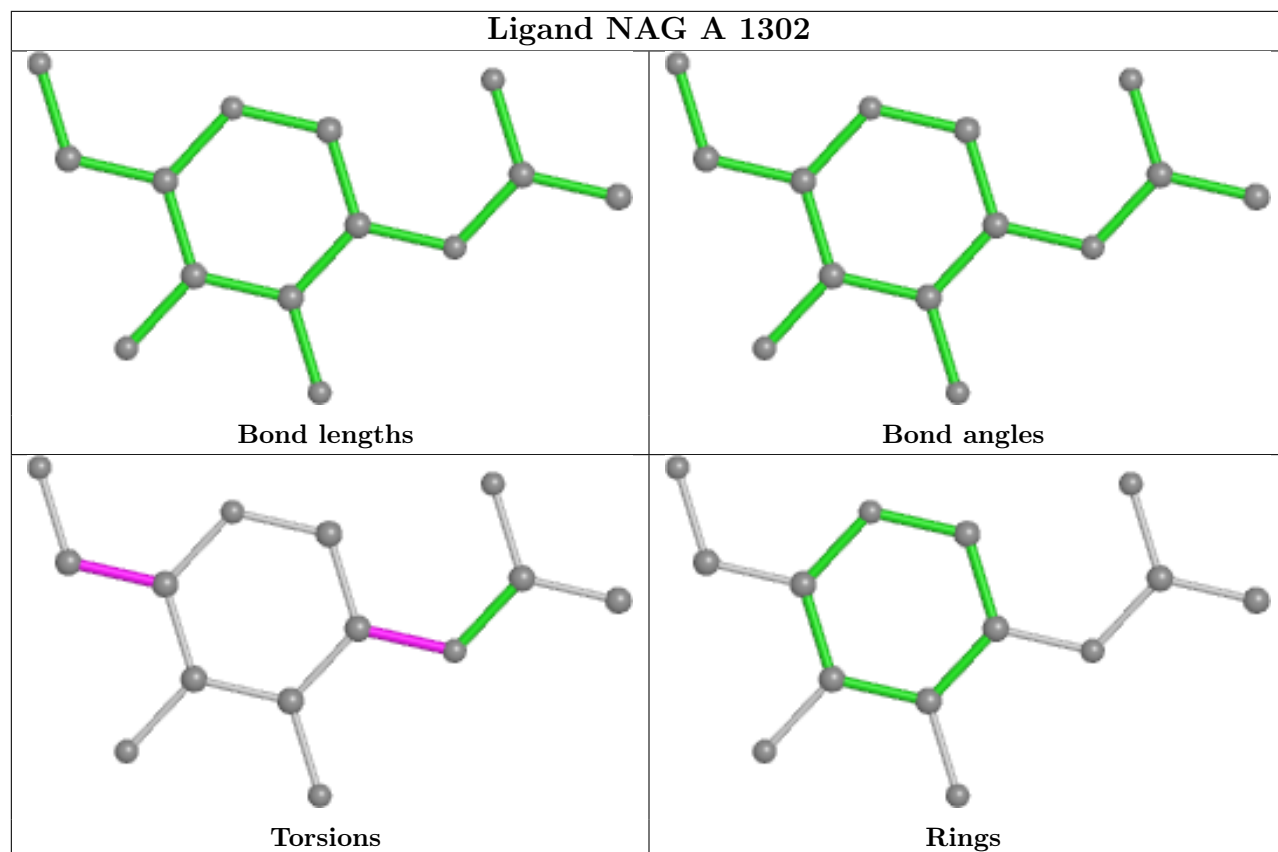
## Ligand NAG A 1301



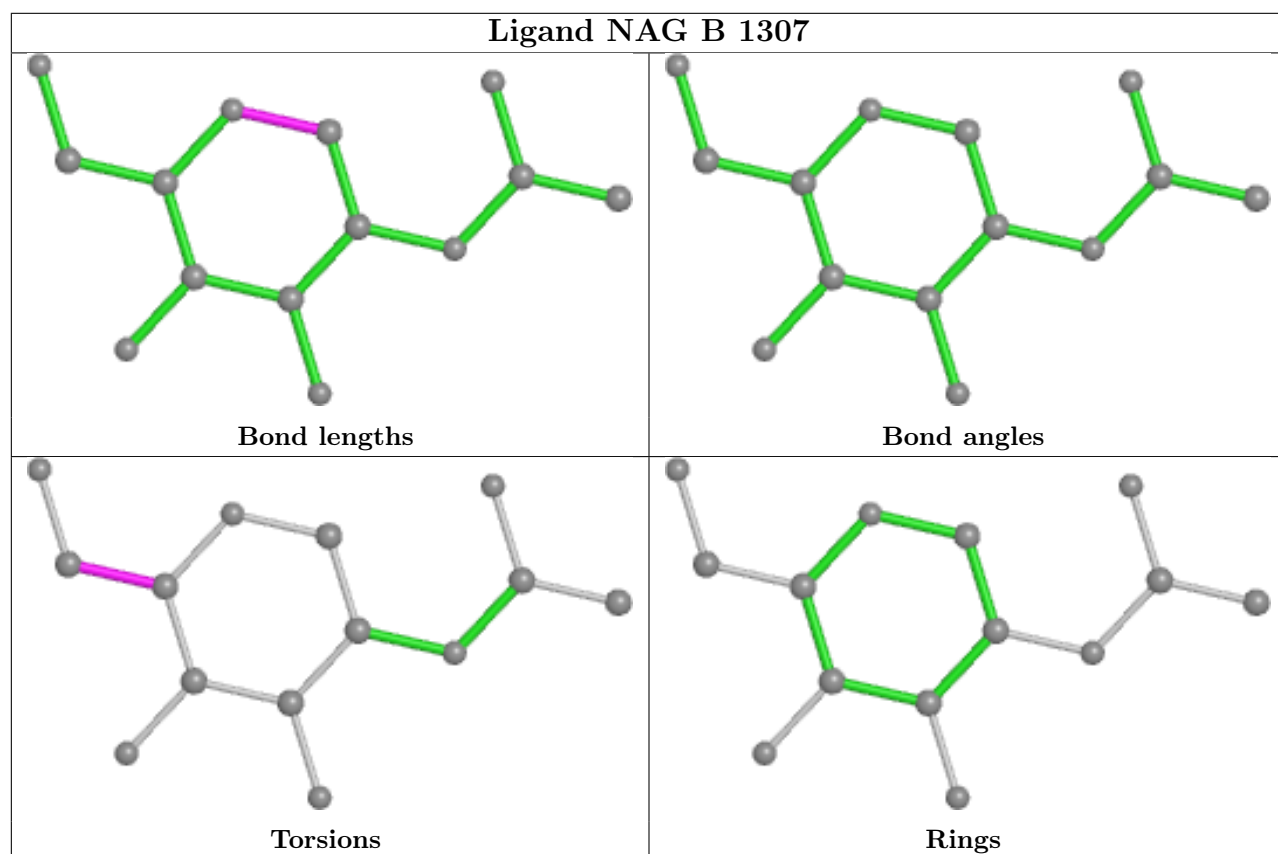
## Ligand NAG C 1303



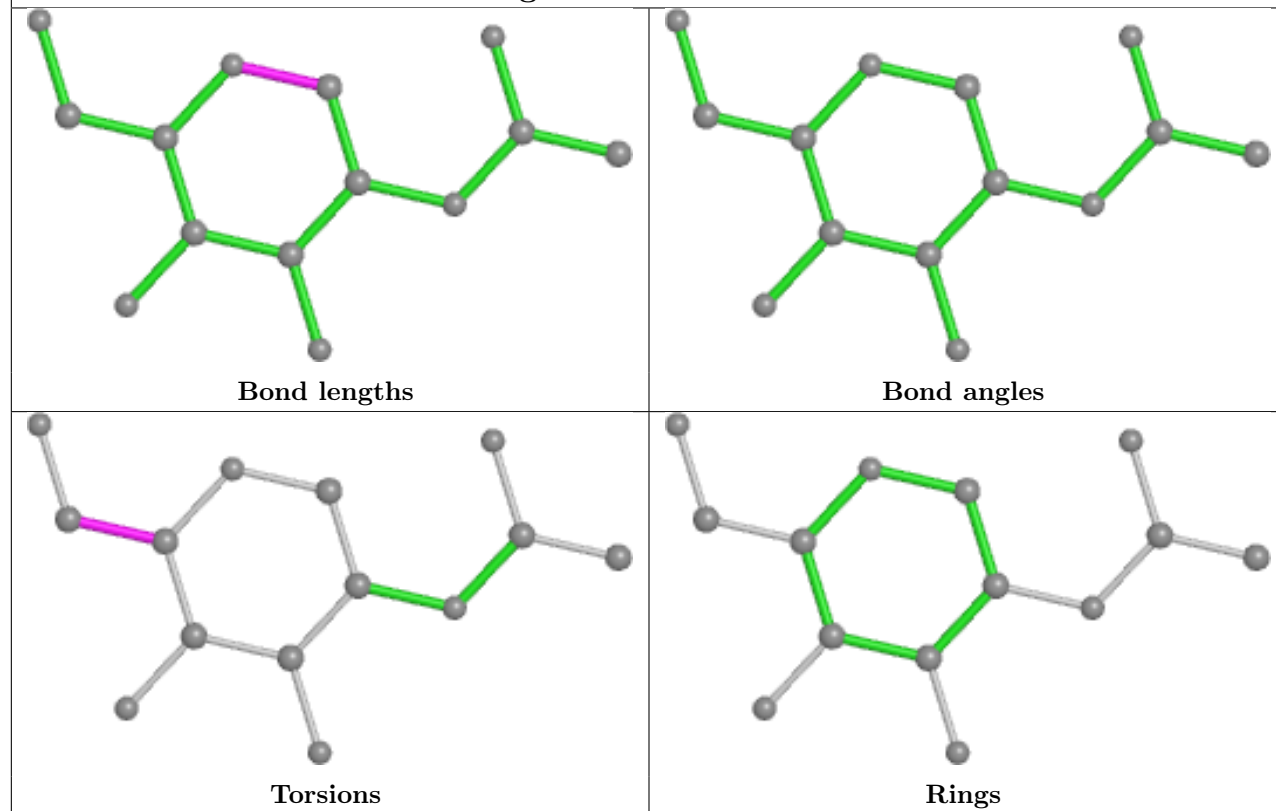
## Ligand NAG A 1302



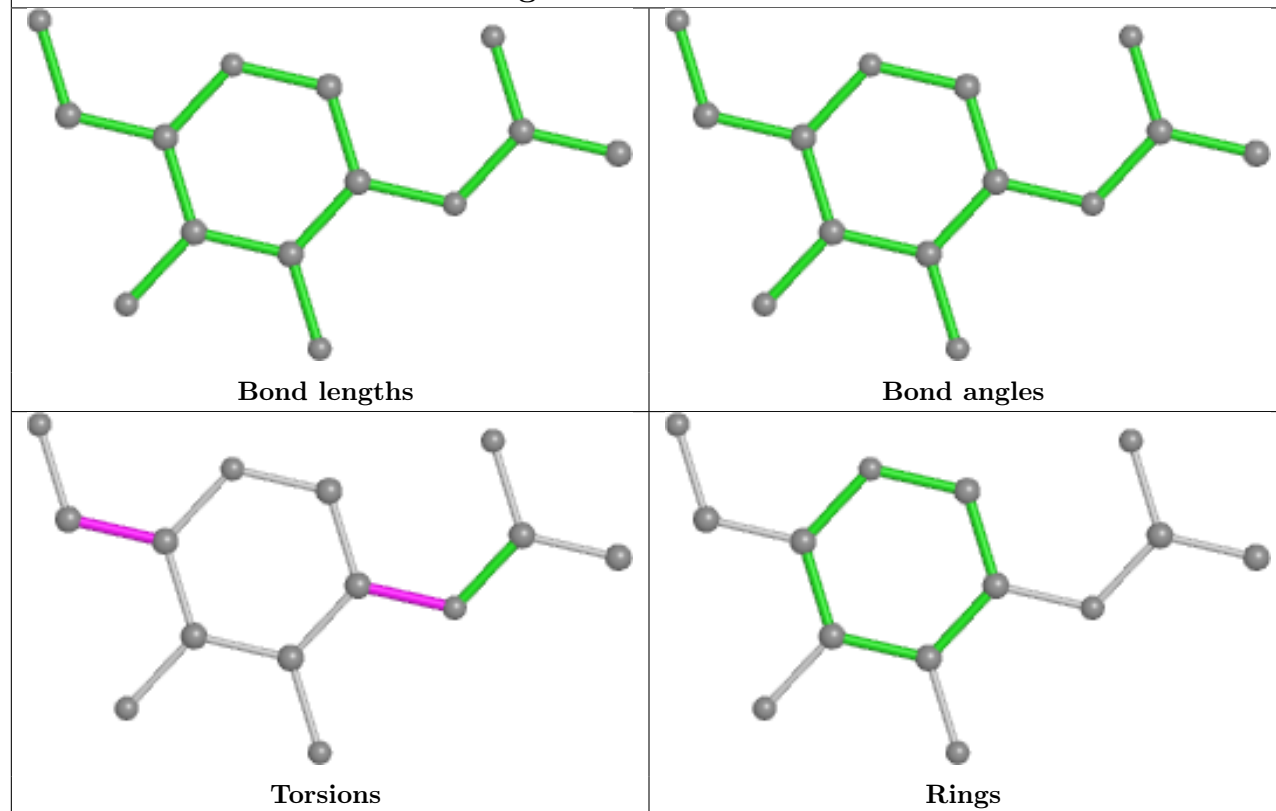
## Ligand NAG B 1307

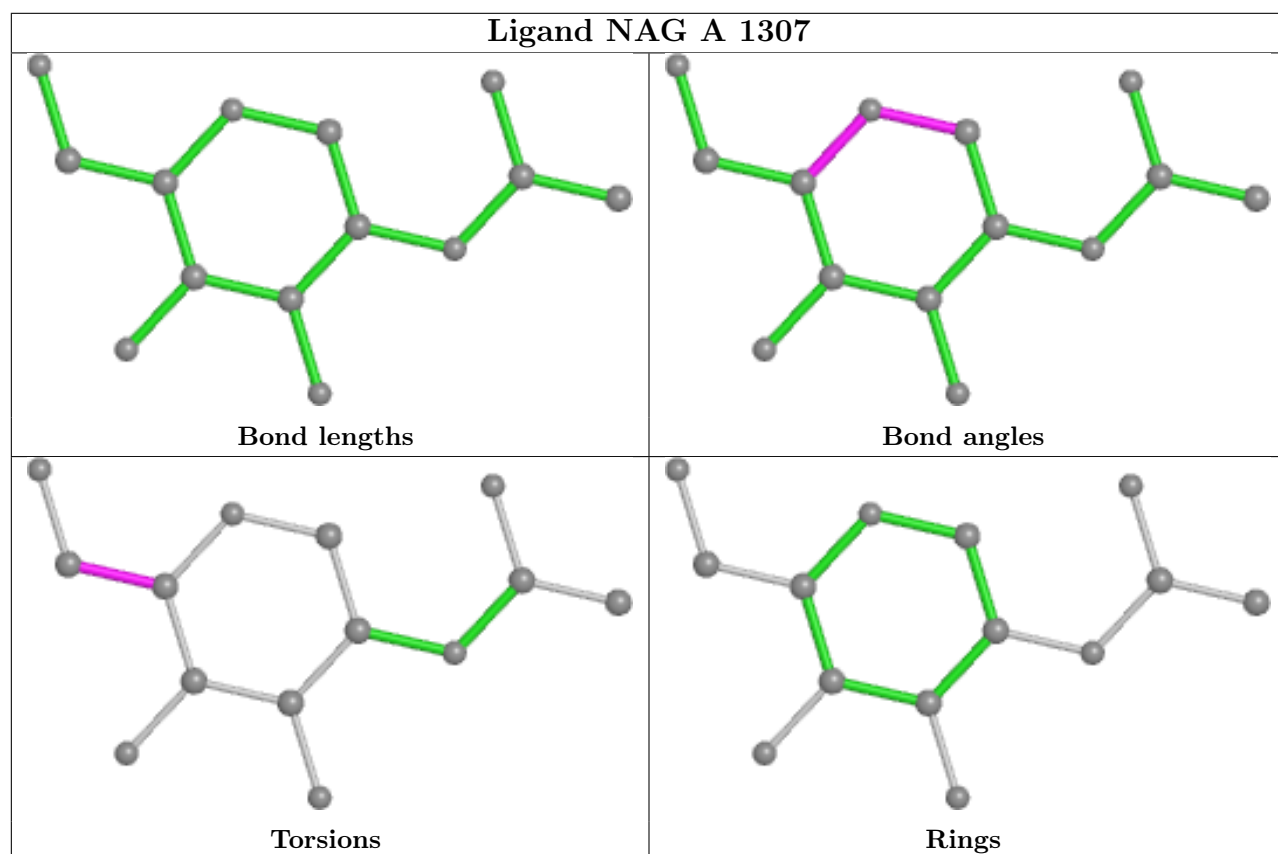
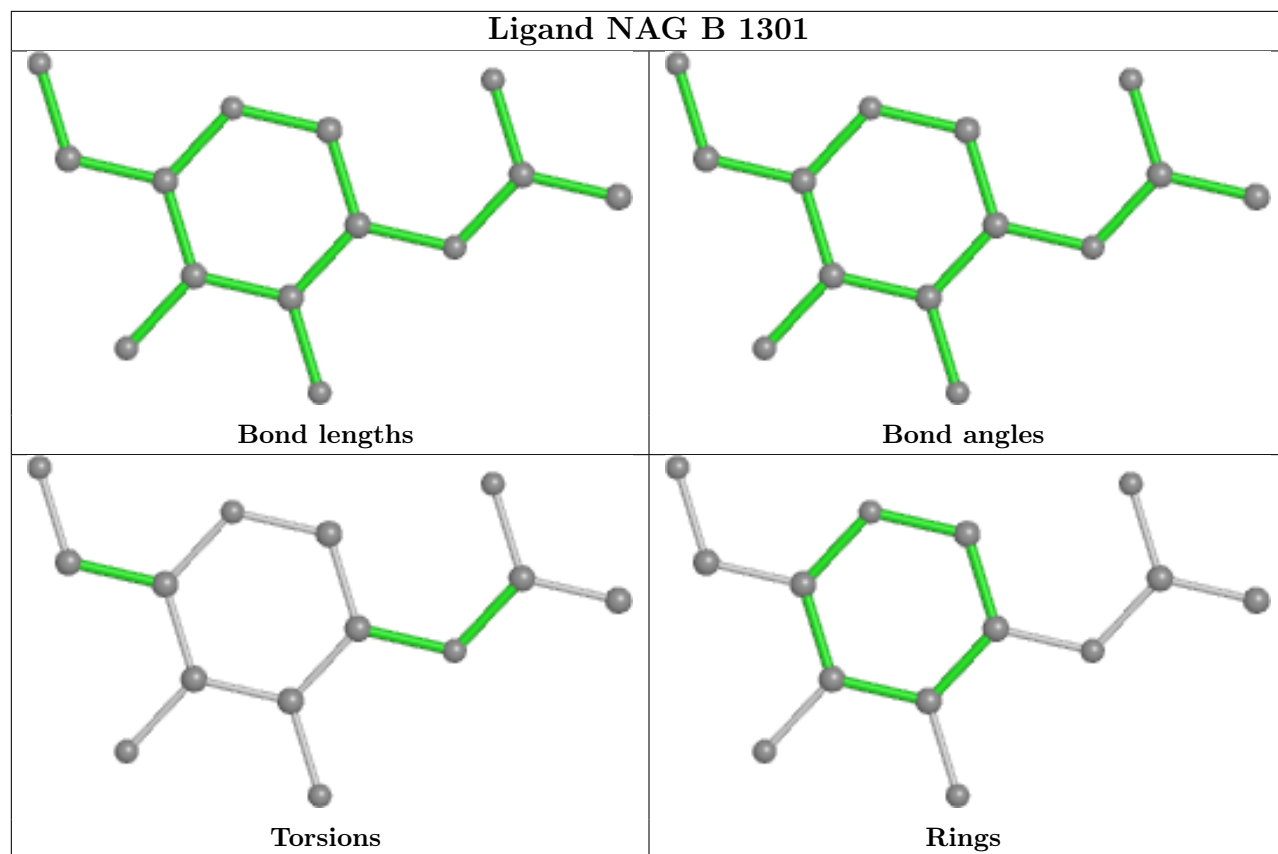


## Ligand NAG C 1309



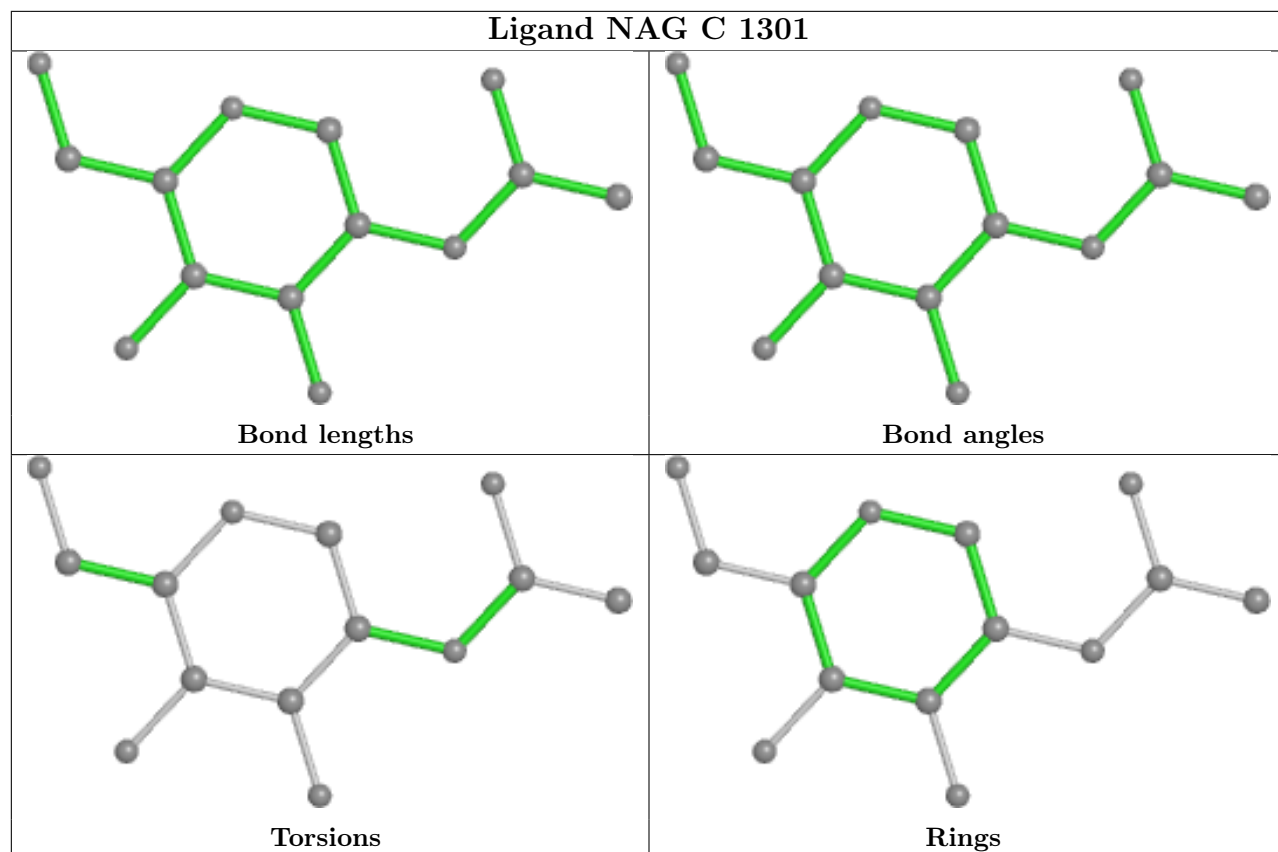
## Ligand NAG A 1310



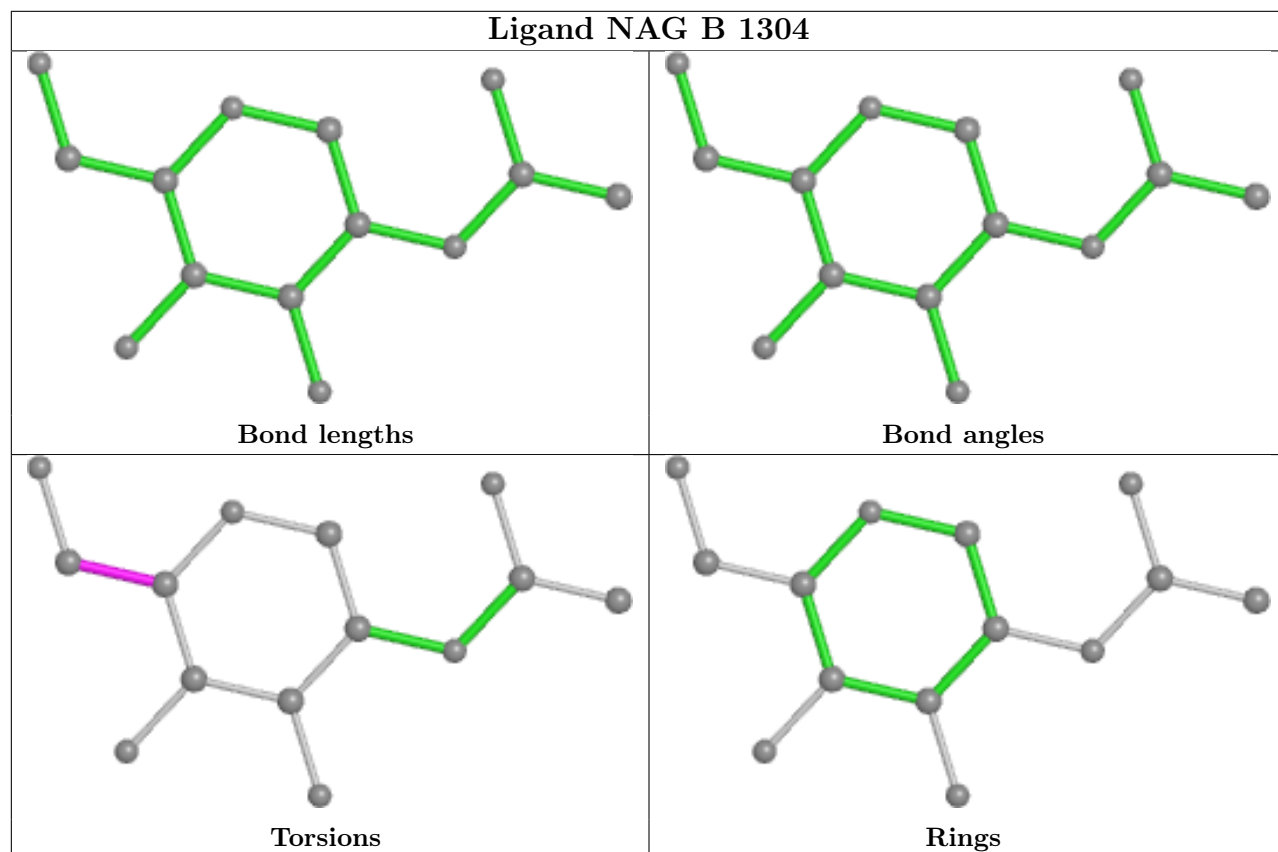


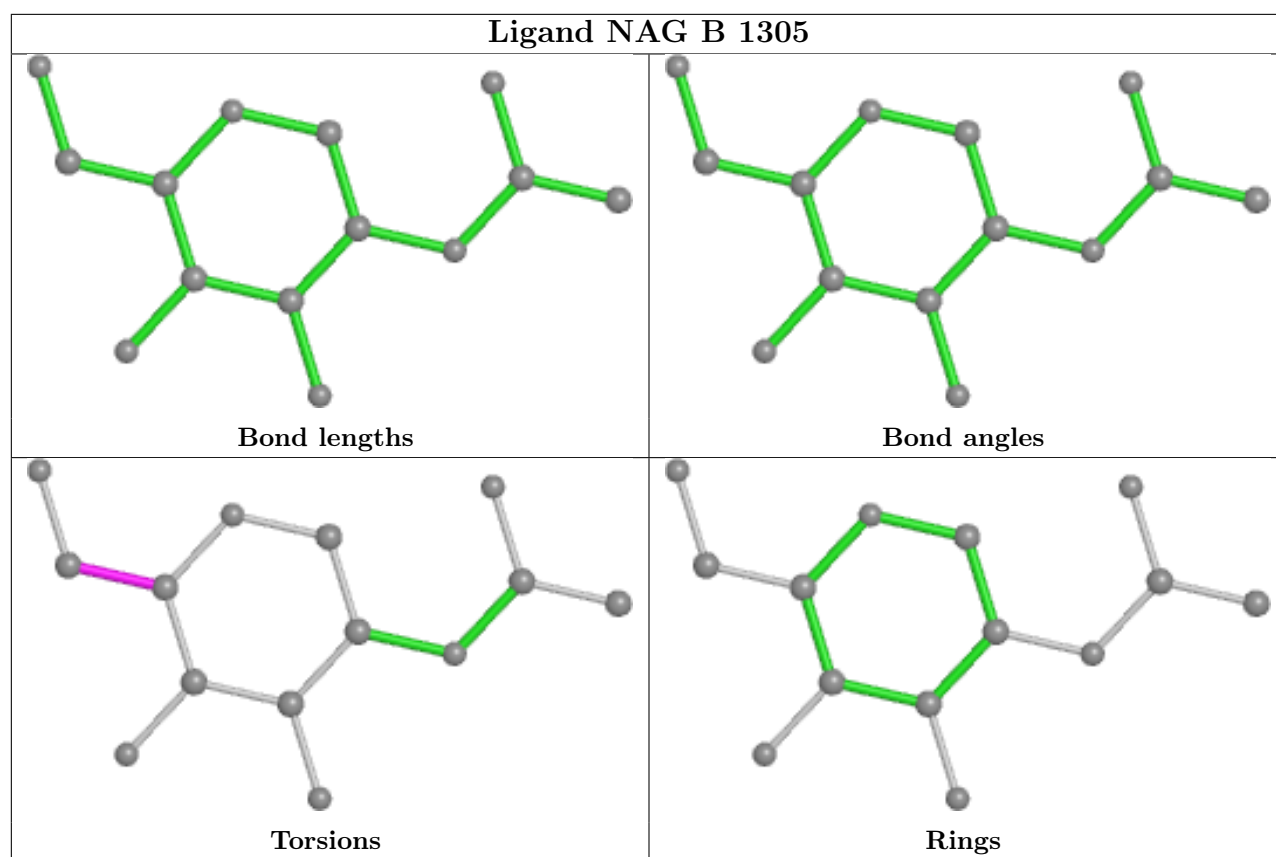


## Ligand NAG C 1301



## Ligand NAG B 1304





## 5.7 Other polymers [i](#)

There are no such residues in this entry.

## 5.8 Polymer linkage issues [i](#)

There are no chain breaks in this entry.

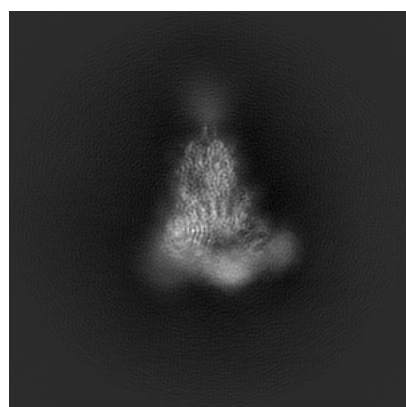
## 6 Map visualisation [i](#)

This section contains visualisations of the EMDB entry EMD-30332. These allow visual inspection of the internal detail of the map and identification of artifacts.

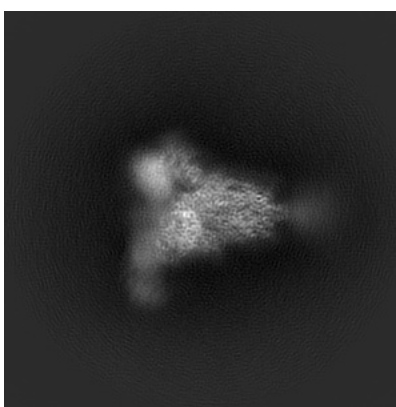
No raw map or half-maps were deposited for this entry and therefore no images, graphs, etc. pertaining to the raw map can be shown.

### 6.1 Orthogonal projections [i](#)

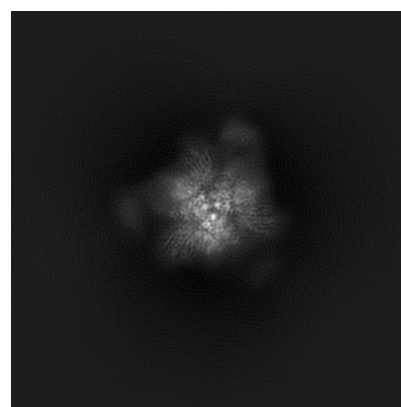
#### 6.1.1 Primary map



X



Y

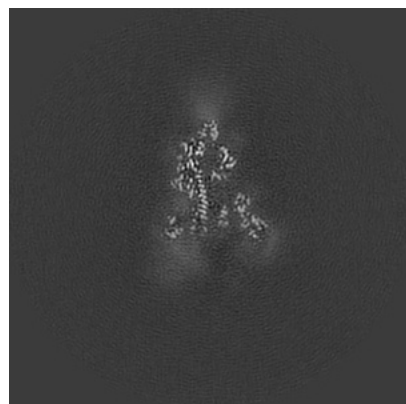


Z

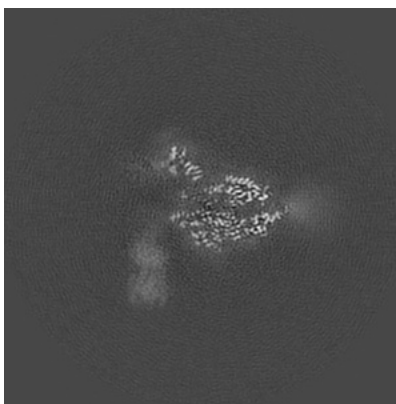
The images above show the map projected in three orthogonal directions.

### 6.2 Central slices [i](#)

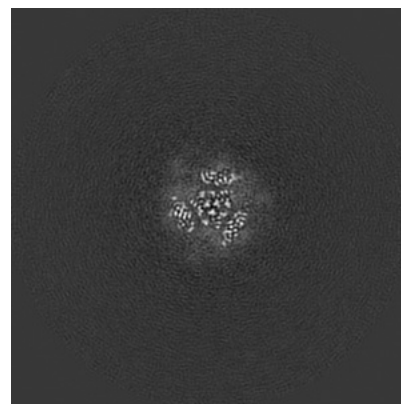
#### 6.2.1 Primary map



X Index: 200



Y Index: 200

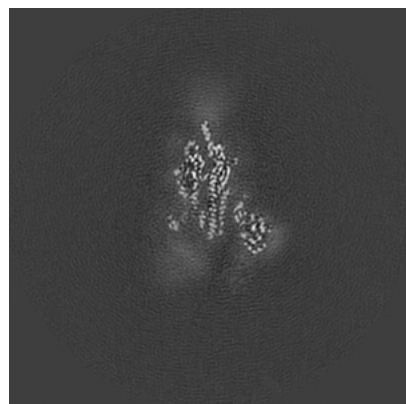


Z Index: 200

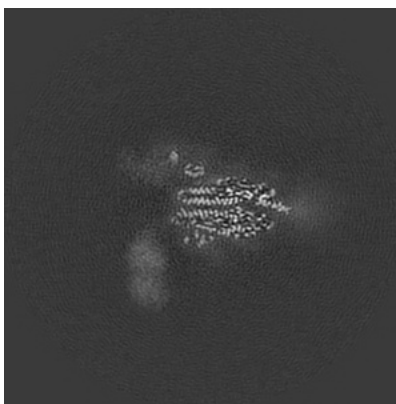
The images above show central slices of the map in three orthogonal directions.

## 6.3 Largest variance slices [i](#)

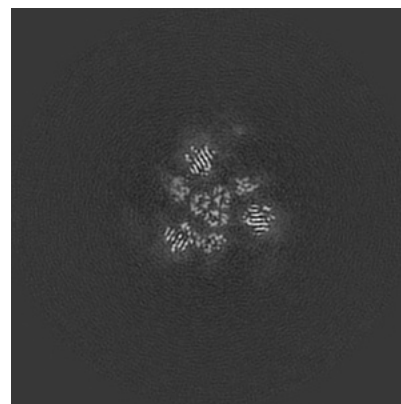
### 6.3.1 Primary map



X Index: 192



Y Index: 205




Z Index: 179

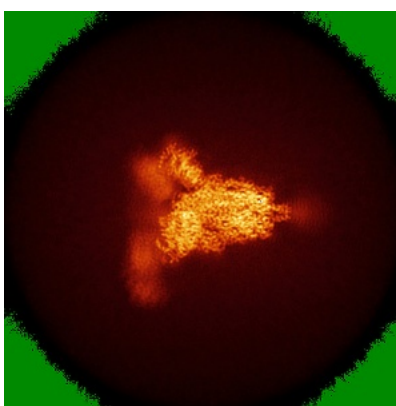
The images above show the largest variance slices of the map in three orthogonal directions.

## 6.4 Orthogonal standard-deviation projections (False-color) [i](#)

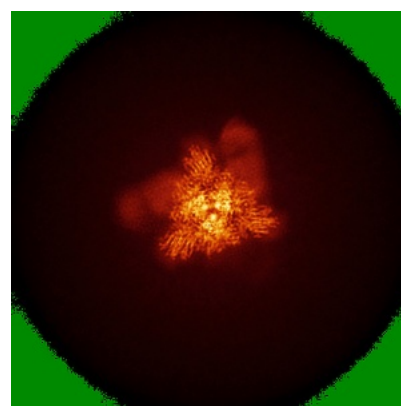
### 6.4.1 Primary map



X



Y




Z

The images above show the map standard deviation projections with false color in three orthogonal directions. Minimum values are shown in green, max in blue, and dark to light orange shades represent small to large values respectively.

## 6.5 Orthogonal surface views [i](#)

### 6.5.1 Primary map



The images above show the 3D surface view of the map at the recommended contour level 0.0065. These images, in conjunction with the slice images, may facilitate assessment of whether an appropriate contour level has been provided.

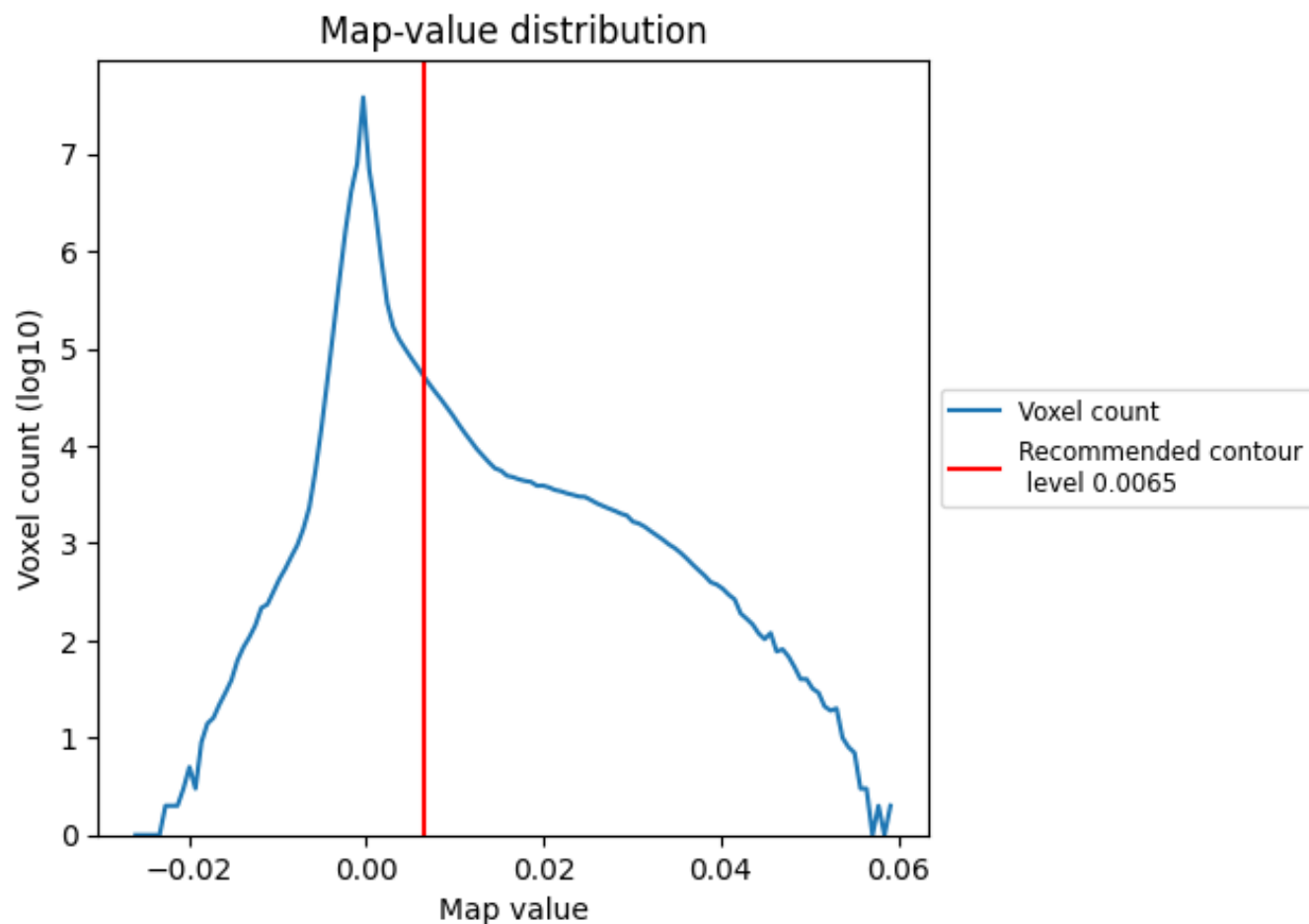
## 6.6 Mask visualisation [i](#)

This section was not generated. No masks/segmentation were deposited.

## 7 Map analysis [i](#)

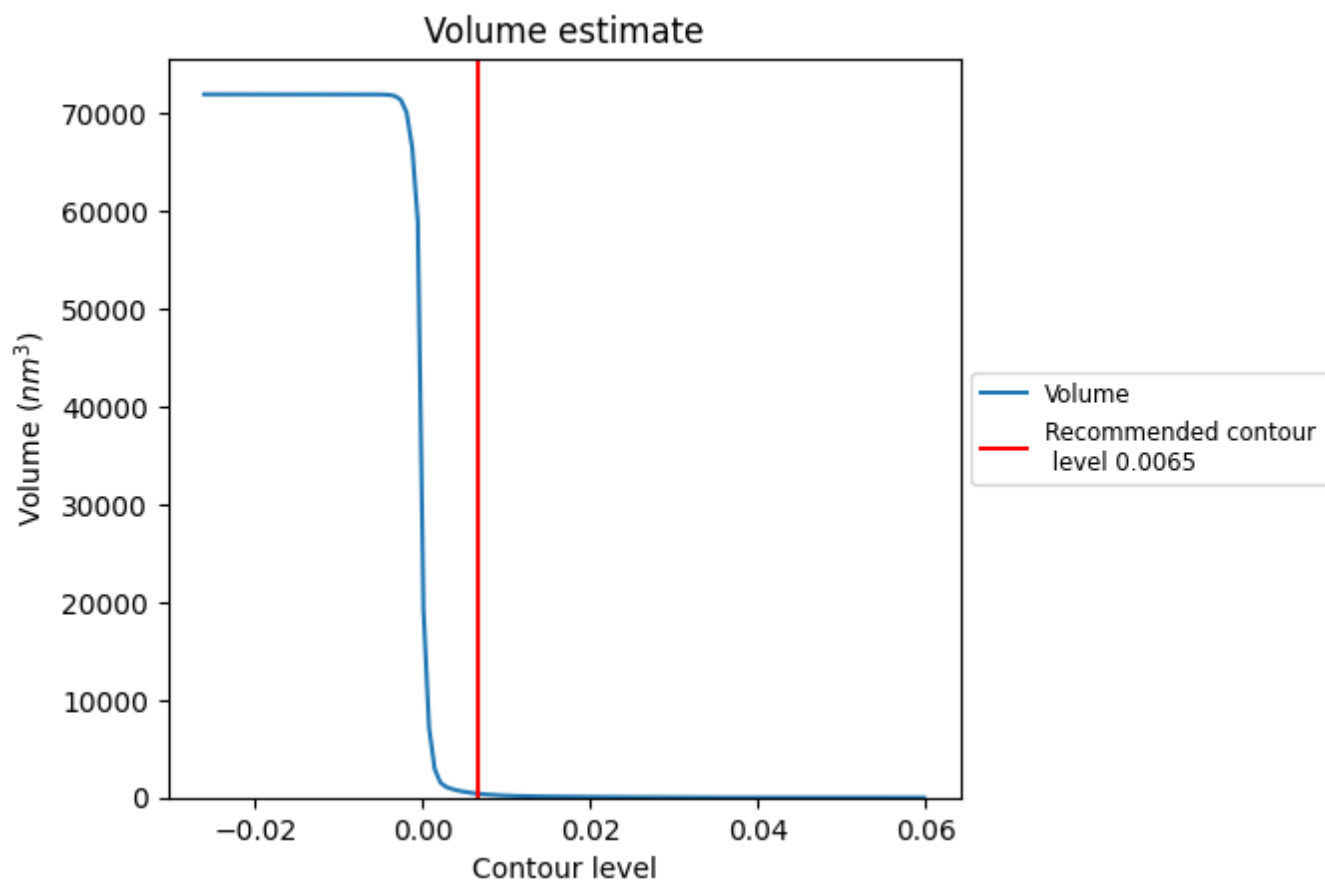
This section contains the results of statistical analysis of the map.

### 7.1 Map-value distribution [i](#)



The map-value distribution is plotted in 128 intervals along the x-axis. The y-axis is logarithmic. A spike in this graph at zero usually indicates that the volume has been masked.

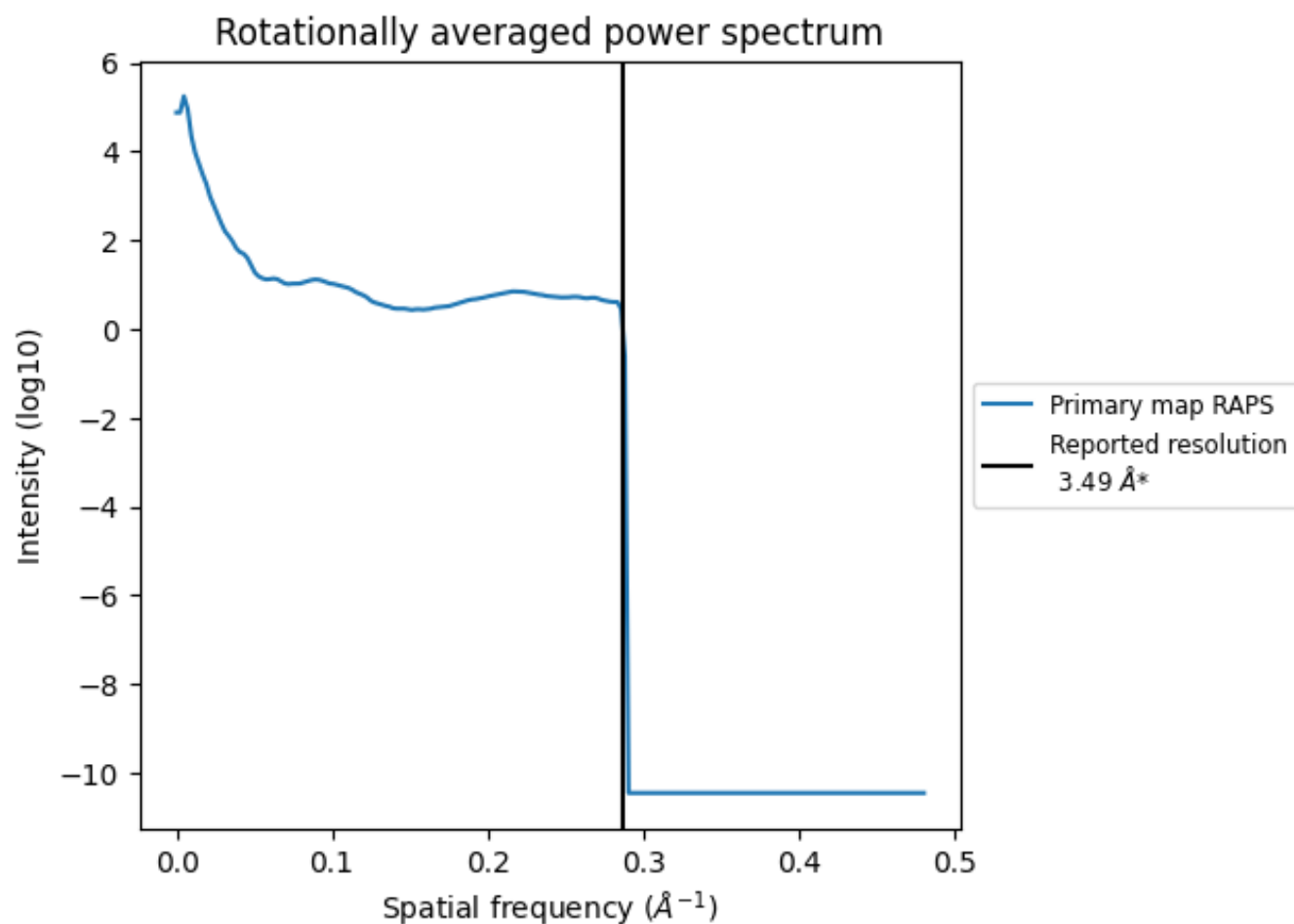
## 7.2 Volume estimate [i](#)



The volume at the recommended contour level is 408 nm<sup>3</sup>; this corresponds to an approximate mass of 369 kDa.

The volume estimate graph shows how the enclosed volume varies with the contour level. The recommended contour level is shown as a vertical line and the intersection between the line and the curve gives the volume of the enclosed surface at the given level.

### 7.3 Rotationally averaged power spectrum ⓘ



\*Reported resolution corresponds to spatial frequency of 0.287 Å<sup>-1</sup>



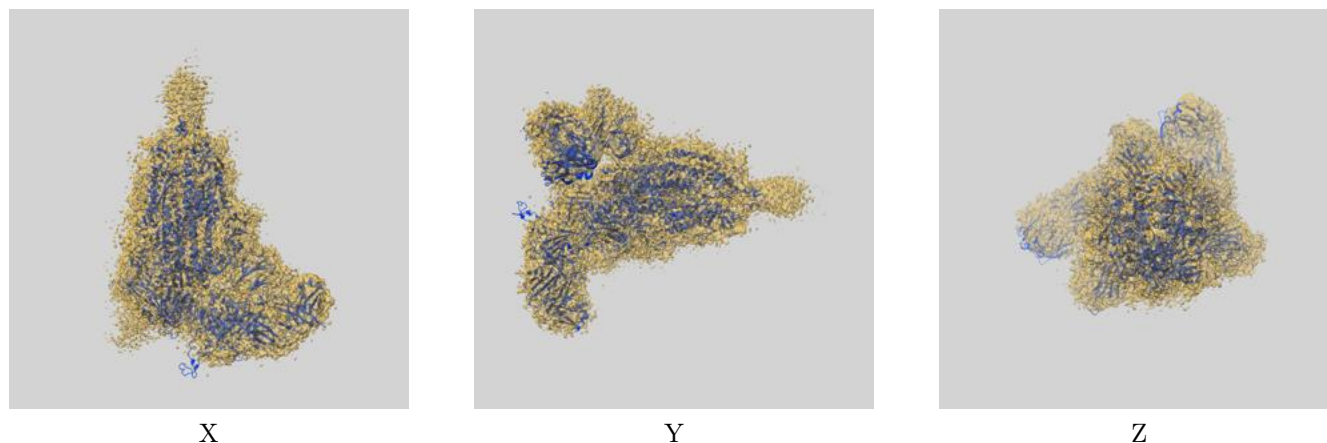
## 8 Fourier-Shell correlation ⓘ

This section was not generated. No FSC curve or half-maps provided.

## 9 Map-model fit [i](#)

This section contains information regarding the fit between EMDB map EMD-30332 and PDB model 7CAI. Per-residue inclusion information can be found in section [3](#) on page [9](#).

### 9.1 Map-model overlay [i](#)



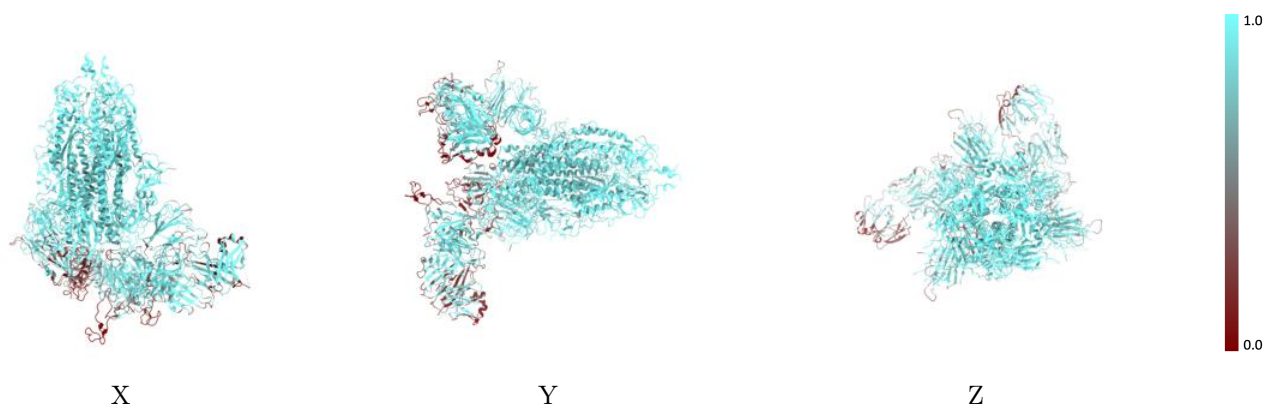
The images above show the 3D surface view of the map at the recommended contour level 0.0065 at 50% transparency in yellow overlaid with a ribbon representation of the model coloured in blue. These images allow for the visual assessment of the quality of fit between the atomic model and the map.

## 9.2 Q-score mapped to coordinate model [i](#)



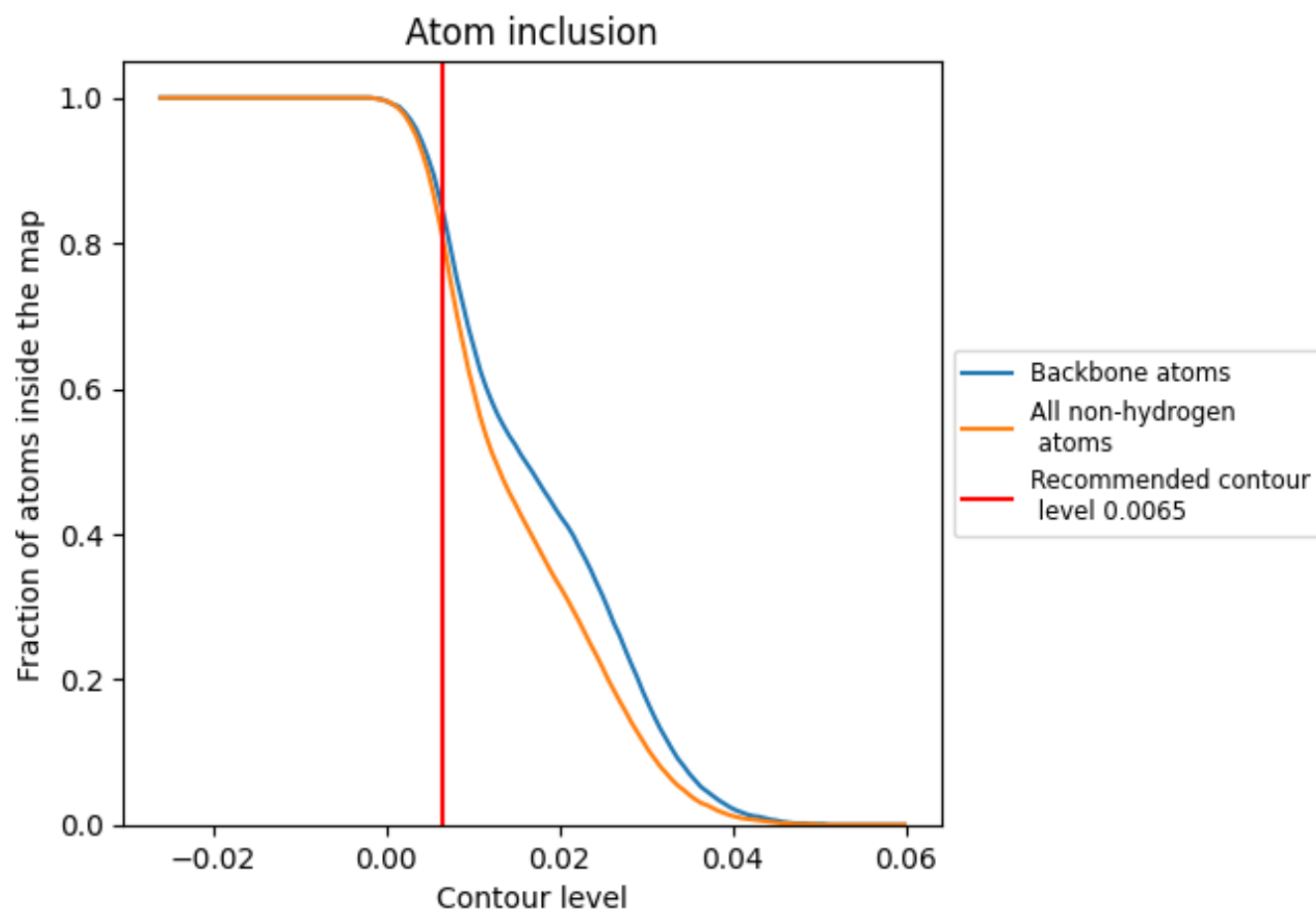
The images above show the model with each residue coloured according to its Q-score. This shows their resolvability in the map with higher Q-score values reflecting better resolvability. Please note: Q-score is calculating the resolvability of atoms, and thus high values are only expected at resolutions at which atoms can be resolved. Low Q-score values may therefore be expected for many entries.

## 9.3 Atom inclusion mapped to coordinate model [i](#)



The images above show the model with each residue coloured according to its atom inclusion. This shows to what extent they are inside the map at the recommended contour level (0.0065).















































## 9.4 Atom inclusion ⓘ



At the recommended contour level, 85% of all backbone atoms, 81% of all non-hydrogen atoms, are inside the map.

## 9.5 Map-model fit summary

The table lists the average atom inclusion at the recommended contour level (0.0065) and Q-score for the entire model and for each chain.

Chain	Atom inclusion	Q-score
All	 0.8080	 0.3310
A	 0.8600	 0.3960
B	 0.8700	 0.3910
C	 0.8050	 0.3890
D	 0.7970	 0.0990
E	 0.6900	 0.0980
F	 0.6230	 0.0880
G	 0.6140	 0.1010
H	 0.1070	 0.0680
I	 0.8210	 0.4340
J	 0.6790	 0.3450
K	 0.8210	 0.3930
L	 0.7140	 0.3950
M	 0.1430	 0.3500
N	 0.8570	 0.4670
O	 0.6070	 0.3630
P	 0.7860	 0.4190
Q	 0.6790	 0.4060
R	 0.1430	 0.0950
S	 0.8930	 0.4830
T	 0.6790	 0.3620
U	 0.7860	 0.4480
V	 0.5360	 0.3380

