



## Full wwPDB EM Validation Report ⓘ

Mar 6, 2025 – 03:20 pm GMT

PDB ID : 7ABZ  
EMDB ID : EMD-11710  
Title : Structure of pre-accomodated trans-translation complex on E. coli stalled ribosome.  
Authors : Guyomar, C.; D'Urso, G.; Chat, S.; Giudice, E.; Gillet, R.  
Deposited on : 2020-09-09  
Resolution : 3.21 Å(reported)  
Based on initial model : 4YBB

This is a Full wwPDB EM Validation Report for a publicly released PDB entry.

We welcome your comments at [validation@mail.wwpdb.org](mailto:validation@mail.wwpdb.org)

A user guide is available at

<https://www.wwpdb.org/validation/2017/EMValidationReportHelp>  
with specific help available everywhere you see the ⓘ symbol.

The types of validation reports are described at

<http://www.wwpdb.org/validation/2017/FAQs#types>.

---

The following versions of software and data (see [references ⓘ](#)) were used in the production of this report:

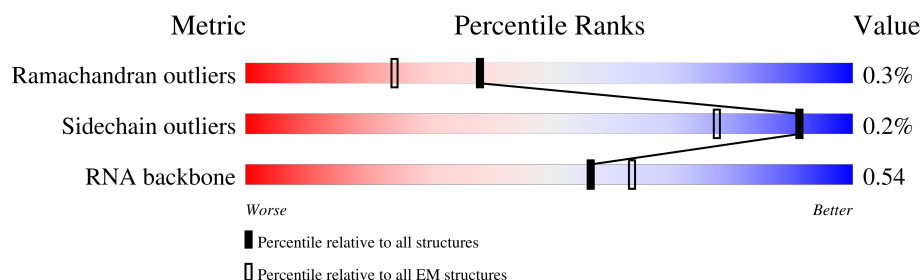
EMDB validation analysis : **FAILED**  
Mogul : 1.8.4, CSD as541be (2020)  
MolProbity : 4.02b-467  
buster-report : 1.1.7 (2018)  
Percentile statistics : 20231227.v01 (using entries in the PDB archive December 27th 2023)  
MapQ : **FAILED**  
Ideal geometry (proteins) : Engh & Huber (2001)  
Ideal geometry (DNA, RNA) : Parkinson et al. (1996)  
Validation Pipeline (wwPDB-VP) : 2.41

# 1 Overall quality at a glance

The following experimental techniques were used to determine the structure:  
*ELECTRON MICROSCOPY*

The reported resolution of this entry is 3.21 Å.

Percentile scores (ranging between 0-100) for global validation metrics of the entry are shown in the following graphic. The table shows the number of entries on which the scores are based.




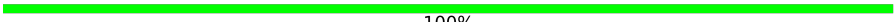
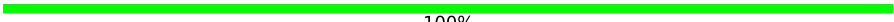
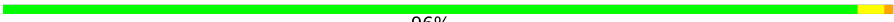
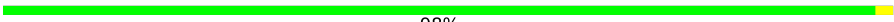
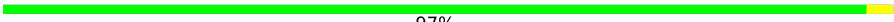
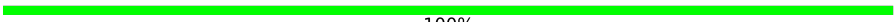

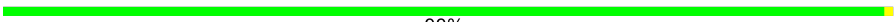
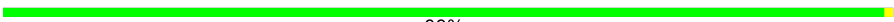















Metric	Whole archive (#Entries)	EM structures (#Entries)
Ramachandran outliers	207382	16835
Sidechain outliers	206894	16415
RNA backbone	6643	2191

The table below summarises the geometric issues observed across the polymeric chains and their fit to the map. The red, orange, yellow and green segments of the bar indicate the fraction of residues that contain outliers for  $\geq 3$ , 2, 1 and 0 types of geometric quality criteria respectively. A grey segment represents the fraction of residues that are not modelled. The numeric value for each fraction is indicated below the corresponding segment, with a dot representing fractions  $\leq 5\%$ .

Mol	Chain	Length	Quality of chain
1	1	2904	
2	2	1540	
3	3	118	
4	4	363	
5	5	146	
6	6	394	
7	7	76	
8	8	15	
9	A	80	


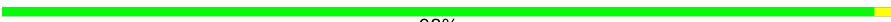














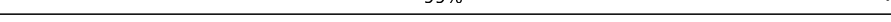
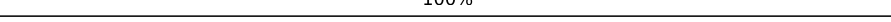
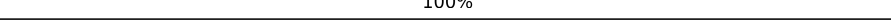
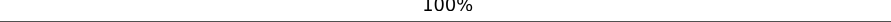
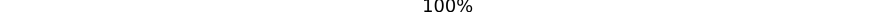
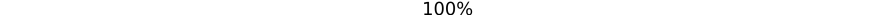
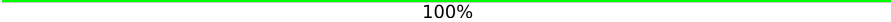

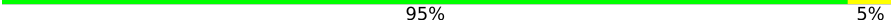

Continued on next page...

*Continued from previous page...*

Mol	Chain	Length	Quality of chain
10	B	271	 100%
11	C	209	 100%
12	D	201	 100%
13	E	177	 96% ..
14	F	176	 98% .
15	G	149	 97% .
16	H	130	 100%
17	I	142	 46% . 54%
18	J	142	 99% .
19	K	122	 99% .
20	L	144	 100%
21	M	136	 98% ..
22	N	120	 100%
23	O	116	 100%
24	P	114	 100%
25	Q	117	 100%
26	R	103	 100%
27	S	110	 99% .
28	T	93	 100%
29	U	102	 96% .
30	V	94	 100%
31	X	77	 99% .
32	Y	62	 100%
33	Z	58	 100%
34	b	56	 95% 5%

*Continued on next page...*

*Continued from previous page...*

Mol	Chain	Length	Quality of chain
35	c	50	 100%
36	d	46	 98%
37	e	64	 98%
38	f	38	 100%
39	g	224	 99%
40	h	206	 100%
41	i	205	 99%
42	j	167	 89%  9%
43	k	100	 100%
44	l	151	 99%
45	m	129	 100%
46	n	127	 98%
47	o	98	 100%
48	p	117	 99%
49	q	123	 99%
50	r	114	 100%
51	s	100	 100%
52	t	88	 100%
53	u	82	 100%
54	v	80	 100%
55	w	55	 100%
56	x	79	 95%  5%
57	y	85	 100%
58	z	56	 100%

## 2 Entry composition

There are 62 unique types of molecules in this entry. The entry contains 157227 atoms, of which 0 are hydrogens and 0 are deuteriums.

In the tables below, the AltConf column contains the number of residues with at least one atom in alternate conformation and the Trace column contains the number of residues modelled with at most 2 atoms.

- Molecule 1 is a RNA chain called 23S ribosomal RNA.

Mol	Chain	Residues	Atoms					AltConf	Trace
1	1	2904	Total	C	N	O	P	0	0
			62355	27825	11472	20154	2904		

- Molecule 2 is a RNA chain called 16S ribosomal RNA.

Mol	Chain	Residues	Atoms					AltConf	Trace
2	2	1540	Total	C	N	O	P	0	0
			33048	14747	6054	10707	1540		

- Molecule 3 is a RNA chain called 5S ribosomal RNA.

Mol	Chain	Residues	Atoms					AltConf	Trace
3	3	118	Total	C	N	O	P	0	0
			2529	1126	464	821	118		

- Molecule 4 is a RNA chain called transfer-messenger RNA (tmRNA).

Mol	Chain	Residues	Atoms					AltConf	Trace
4	4	363	Total	C	N	O	P	0	0
			7760	3466	1410	2521	363		

- Molecule 5 is a protein called SsrA-binding protein.

Mol	Chain	Residues	Atoms					AltConf	Trace
5	5	146	Total	C	N	O	S	0	0
			1181	747	219	211	4		

- Molecule 6 is a protein called Elongation factor Tu 2.

Mol	Chain	Residues	Atoms					AltConf	Trace
6	6	371	Total	C	N	O	S	0	0
			2871	1818	492	548	13		

- Molecule 7 is a RNA chain called tRNA-Phe.

Mol	Chain	Residues	Atoms					AltConf	Trace
7	7	76	Total	C	N	O	P	S	
			1635	735	291	532	75	2	0
									0

- Molecule 8 is a RNA chain called mRNA.

Mol	Chain	Residues	Atoms					AltConf	Trace
8	8	15	Total	C	N	O	P		
			327	145	60	107	15	0	0

- Molecule 9 is a protein called 50S ribosomal protein L27.

Mol	Chain	Residues	Atoms					AltConf	Trace
9	A	80	Total	C	N	O	S		
			601	370	121	109	1	0	0

- Molecule 10 is a protein called 50S ribosomal protein L2.

Mol	Chain	Residues	Atoms					AltConf	Trace
10	B	271	Total	C	N	O	S		
			2082	1288	423	364	7	0	0

- Molecule 11 is a protein called 50S ribosomal protein L3.

Mol	Chain	Residues	Atoms					AltConf	Trace
11	C	209	Total	C	N	O	S		
			1565	979	288	294	4	0	0

- Molecule 12 is a protein called 50S ribosomal protein L4.

Mol	Chain	Residues	Atoms					AltConf	Trace
12	D	201	Total	C	N	O	S		
			1552	974	283	290	5	0	0

- Molecule 13 is a protein called 50S ribosomal protein L5.

Mol	Chain	Residues	Atoms					AltConf	Trace
13	E	177	Total	C	N	O	S		
			1410	899	249	256	6	0	0

- Molecule 14 is a protein called 50S ribosomal protein L6.

Mol	Chain	Residues	Atoms					AltConf	Trace
14	F	176	Total	C	N	O	S	0	0
			1322	832	243	245	2		

- Molecule 15 is a protein called 50S ribosomal protein L9.

Mol	Chain	Residues	Atoms					AltConf	Trace
15	G	149	Total	C	N	O	S	0	0
			1111	699	197	214	1		

- Molecule 16 is a protein called 50S ribosomal protein L10.

Mol	Chain	Residues	Atoms					AltConf	Trace
16	H	130	Total	C	N	O	S	0	0
			980	620	174	182	4		

- Molecule 17 is a protein called 50S ribosomal protein L11.

Mol	Chain	Residues	Atoms					AltConf	Trace
17	I	66	Total	C	N	O	S	0	0
			470	289	87	91	3		

- Molecule 18 is a protein called 50S ribosomal protein L13.

Mol	Chain	Residues	Atoms					AltConf	Trace
18	J	142	Total	C	N	O	S	0	0
			1129	714	212	199	4		

- Molecule 19 is a protein called 50S ribosomal protein L14.

Mol	Chain	Residues	Atoms					AltConf	Trace
19	K	122	Total	C	N	O	S	0	0
			938	587	180	165	6		

- Molecule 20 is a protein called 50S ribosomal protein L15.

Mol	Chain	Residues	Atoms					AltConf	Trace
20	L	144	Total	C	N	O	S	0	0
			1053	654	207	190	2		

- Molecule 21 is a protein called 50S ribosomal protein L16.

Mol	Chain	Residues	Atoms					AltConf	Trace
21	M	136	Total	C	N	O	S	0	0
			1075	686	205	178	6		

- Molecule 22 is a protein called 50S ribosomal protein L17.

Mol	Chain	Residues	Atoms					AltConf	Trace
22	N	120	Total	C	N	O	S	0	0
			960	593	196	166	5		

- Molecule 23 is a protein called 50S ribosomal protein L18.

Mol	Chain	Residues	Atoms				AltConf	Trace
23	O	116	Total	C	N	O	0	0
			892	552	178	162		

- Molecule 24 is a protein called 50S ribosomal protein L19.

Mol	Chain	Residues	Atoms					AltConf	Trace
24	P	114	Total	C	N	O	S	0	0
			917	574	179	163	1		

- Molecule 25 is a protein called 50S ribosomal protein L20.

Mol	Chain	Residues	Atoms				AltConf	Trace
25	Q	117	Total	C	N	O	0	0
			947	604	192	151		

- Molecule 26 is a protein called 50S ribosomal protein L21.

Mol	Chain	Residues	Atoms					AltConf	Trace
26	R	103	Total	C	N	O	S	0	0
			816	516	153	145	2		

- Molecule 27 is a protein called 50S ribosomal protein L22.

Mol	Chain	Residues	Atoms					AltConf	Trace
27	S	110	Total	C	N	O	S	0	0
			857	532	166	156	3		

- Molecule 28 is a protein called 50S ribosomal protein L23.



Mol	Chain	Residues	Atoms					AltConf	Trace
28	T	93	Total	C	N	O	S	0	0
			739	466	139	132	2		

- Molecule 29 is a protein called 50S ribosomal protein L24.

Mol	Chain	Residues	Atoms					AltConf	Trace
29	U	102	Total	C	N	O	S	0	0
			780	492	146	142			

- Molecule 30 is a protein called 50S ribosomal protein L25.

Mol	Chain	Residues	Atoms					AltConf	Trace
30	V	94	Total	C	N	O	S	0	0
			753	479	137	134	3		

- Molecule 31 is a protein called 50S ribosomal protein L28.

Mol	Chain	Residues	Atoms					AltConf	Trace
31	X	77	Total	C	N	O	S	0	0
			625	388	129	106	2		

- Molecule 32 is a protein called 50S ribosomal protein L29.

Mol	Chain	Residues	Atoms					AltConf	Trace
32	Y	62	Total	C	N	O	S	0	0
			501	308	98	94	1		

- Molecule 33 is a protein called 50S ribosomal protein L30.

Mol	Chain	Residues	Atoms					AltConf	Trace
33	Z	58	Total	C	N	O	S	0	0
			449	281	87	79	2		

- Molecule 34 is a protein called 50S ribosomal protein L32.

Mol	Chain	Residues	Atoms					AltConf	Trace
34	b	56	Total	C	N	O	S	0	0
			444	269	94	80	1		

- Molecule 35 is a protein called 50S ribosomal protein L33.

Mol	Chain	Residues	Atoms				AltConf	Trace
35	c	50	Total	C	N	O	0	0
			409	263	75	71		

- Molecule 36 is a protein called 50S ribosomal protein L34.

Mol	Chain	Residues	Atoms					AltConf	Trace
36	d	46	Total	C	N	O	S	0	0
			377	228	90	57	2		

- Molecule 37 is a protein called 50S ribosomal protein L35.

Mol	Chain	Residues	Atoms					AltConf	Trace
37	e	64	Total	C	N	O	S	0	0
			504	323	105	74	2		

- Molecule 38 is a protein called 50S ribosomal protein L36.

Mol	Chain	Residues	Atoms					AltConf	Trace
38	f	38	Total	C	N	O	S	0	0
			302	185	65	48	4		

- Molecule 39 is a protein called 30S ribosomal protein S2.

Mol	Chain	Residues	Atoms					AltConf	Trace
39	g	224	Total	C	N	O	S	0	0
			1753	1109	315	321	8		

- Molecule 40 is a protein called 30S ribosomal protein S3.

Mol	Chain	Residues	Atoms					AltConf	Trace
40	h	206	Total	C	N	O	S	0	0
			1625	1028	305	289	3		

- Molecule 41 is a protein called 30S ribosomal protein S4.

Mol	Chain	Residues	Atoms					AltConf	Trace
41	i	205	Total	C	N	O	S	0	0
			1643	1026	315	298	4		

- Molecule 42 is a protein called 30S ribosomal protein S5.

Mol	Chain	Residues	Atoms					AltConf	Trace
42	j	152	Total	C	N	O	S	0	0
			1118	695	214	203	6		

There is a discrepancy between the modelled and reference sequences:

Chain	Residue	Modelled	Actual	Comment	Reference
j	161	LYS	VAL	conflict	UNP P0A7W1

- Molecule 43 is a protein called 30S ribosomal protein S6.

Mol	Chain	Residues	Atoms					AltConf	Trace
43	k	100	Total	C	N	O	S	0	0
			817	515	148	148	6		

- Molecule 44 is a protein called 30S ribosomal protein S7.

Mol	Chain	Residues	Atoms					AltConf	Trace
44	l	151	Total	C	N	O	S	0	0
			1182	735	227	216	4		

- Molecule 45 is a protein called 30S ribosomal protein S8.

Mol	Chain	Residues	Atoms					AltConf	Trace
45	m	129	Total	C	N	O	S	0	0
			979	616	173	184	6		

- Molecule 46 is a protein called 30S ribosomal protein S9.

Mol	Chain	Residues	Atoms					AltConf	Trace
46	n	127	Total	C	N	O	S	0	0
			1022	634	206	179	3		

- Molecule 47 is a protein called 30S ribosomal protein S10.

Mol	Chain	Residues	Atoms					AltConf	Trace
47	o	98	Total	C	N	O	S	0	0
			787	493	150	143	1		

- Molecule 48 is a protein called 30S ribosomal protein S11.

Mol	Chain	Residues	Atoms					AltConf	Trace
48	p	117	Total	C	N	O	S	0	0
			876	540	174	159	3		

- Molecule 49 is a protein called 30S ribosomal protein S12.

Mol	Chain	Residues	Atoms					AltConf	Trace
49	q	123	Total	C	N	O	S	0	0
			956	591	196	164	5		

- Molecule 50 is a protein called 30S ribosomal protein S13.

Mol	Chain	Residues	Atoms					AltConf	Trace
50	r	114	Total	C	N	O	S	0	0
			883	546	178	156	3		

- Molecule 51 is a protein called 30S ribosomal protein S14.

Mol	Chain	Residues	Atoms					AltConf	Trace
51	s	100	Total	C	N	O	S	0	0
			805	499	164	139	3		

- Molecule 52 is a protein called 30S ribosomal protein S15.

Mol	Chain	Residues	Atoms					AltConf	Trace
52	t	88	Total	C	N	O	S	0	0
			714	439	144	130	1		

- Molecule 53 is a protein called 30S ribosomal protein S16.

Mol	Chain	Residues	Atoms					AltConf	Trace
53	u	82	Total	C	N	O	S	0	0
			649	406	128	114	1		

- Molecule 54 is a protein called 30S ribosomal protein S17.

Mol	Chain	Residues	Atoms					AltConf	Trace
54	v	80	Total	C	N	O	S	0	0
			649	411	121	114	3		

- Molecule 55 is a protein called 30S ribosomal protein S18.

Mol	Chain	Residues	Atoms				AltConf	Trace
55	w	55	Total	C	N	O	0	0
			456	288	86	82		

- Molecule 56 is a protein called 30S ribosomal protein S19.

Mol	Chain	Residues	Atoms					AltConf	Trace
56	x	79	Total	C	N	O	S	0	0
			638	408	120	108	2		

- Molecule 57 is a protein called 30S ribosomal protein S20.

Mol	Chain	Residues	Atoms					AltConf	Trace
57	y	85	Total	C	N	O	S	0	0
			665	411	137	114	3		

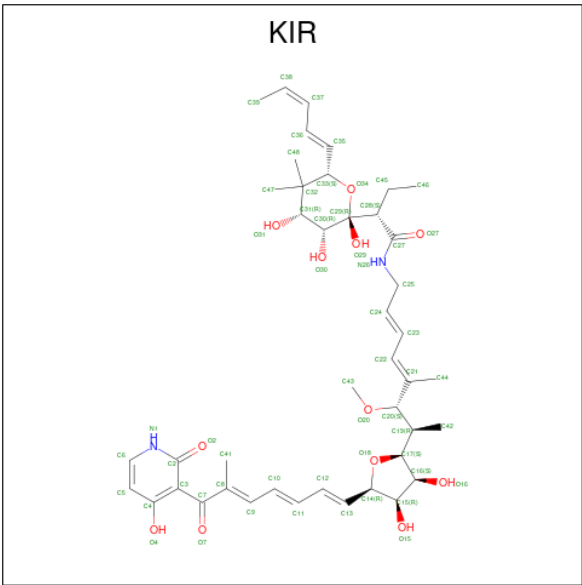
- Molecule 58 is a protein called 30S ribosomal protein S21.

Mol	Chain	Residues	Atoms					AltConf	Trace
58	z	56	Total	C	N	O	S	0	0
			466	290	96	79	1		

- Molecule 59 is MAGNESIUM ION (three-letter code: MG) (formula: Mg).

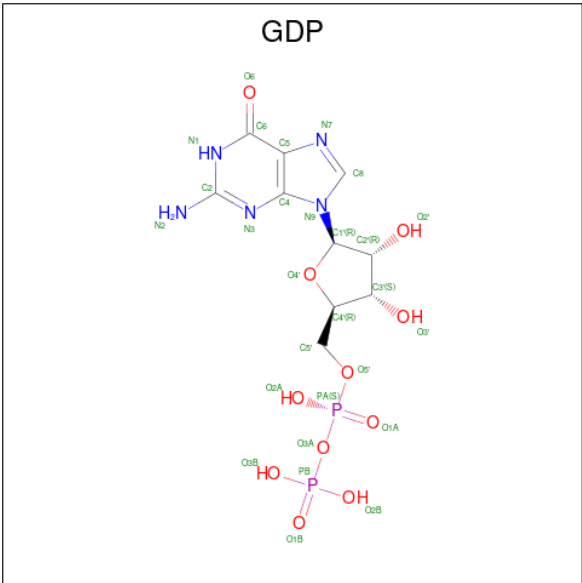
Mol	Chain	Residues	Atoms		AltConf
59	1	168	Total	Mg	0
			168	168	
59	2	18	Total	Mg	0
			18	18	
59	3	3	Total	Mg	0
			3	3	
59	B	1	Total	Mg	0
			1	1	
59	C	1	Total	Mg	0
			1	1	
59	O	1	Total	Mg	0
			1	1	

- Molecule 60 is KIRROMYCIN (three-letter code: KIR) (formula: C<sub>43</sub>H<sub>60</sub>N<sub>2</sub>O<sub>12</sub>).



Mol	Chain	Residues	Atoms				AltConf
60	6	1	Total	C	N	O	0
			57	43	2	12	

- Molecule 61 is GUANOSINE-5'-DIPHOSPHATE (three-letter code: GDP) (formula:  $C_{10}H_{15}N_5O_{11}P_2$ ).



Mol	Chain	Residues	Atoms					AltConf
61	6	1	Total	C	N	O	P	0
			28	10	5	11	2	


- Molecule 62 is ZINC ION (three-letter code: ZN) (formula: Zn).

Mol	Chain	Residues	Atoms		AltConf
62	f	1	Total	Zn	0
			1	1	

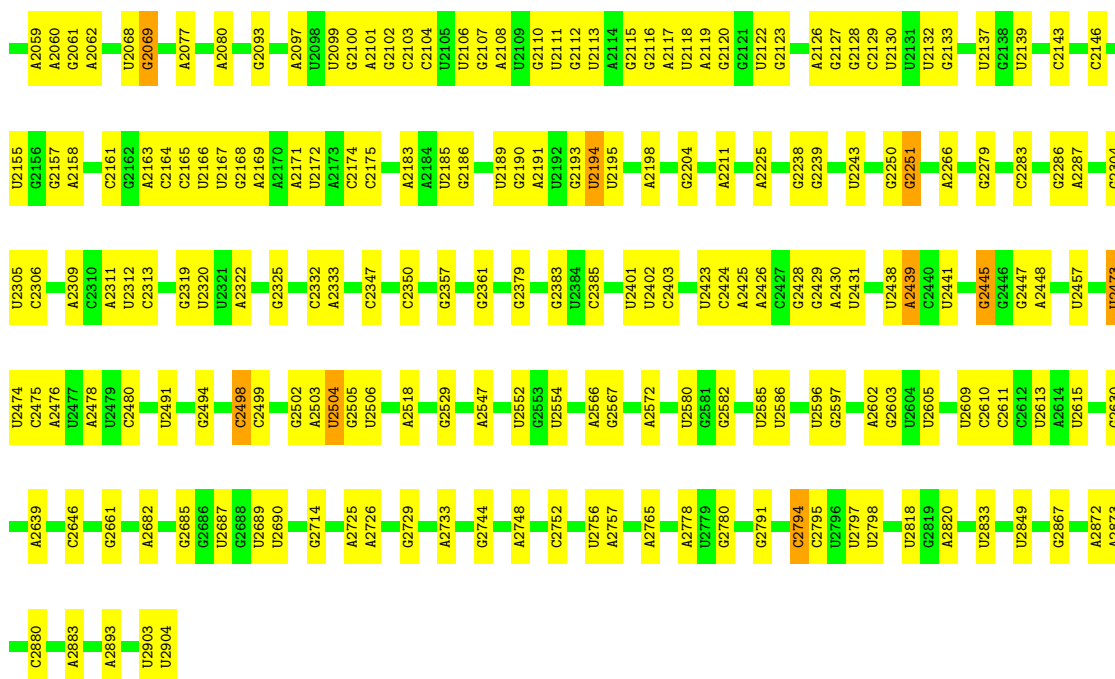
### 3 Residue-property plots

These plots are drawn for all protein, RNA, DNA and oligosaccharide chains in the entry. The first graphic for a chain summarises the proportions of the various outlier classes displayed in the second graphic. The second graphic shows the sequence view annotated by issues in geometry. Residues are color-coded according to the number of geometric quality criteria for which they contain at least one outlier: green = 0, yellow = 1, orange = 2 and red = 3 or more. Stretches of 2 or more consecutive residues without any outlier are shown as a green connector. Residues present in the sample, but not in the model, are shown in grey.

- Molecule 1: 23S ribosomal RNA

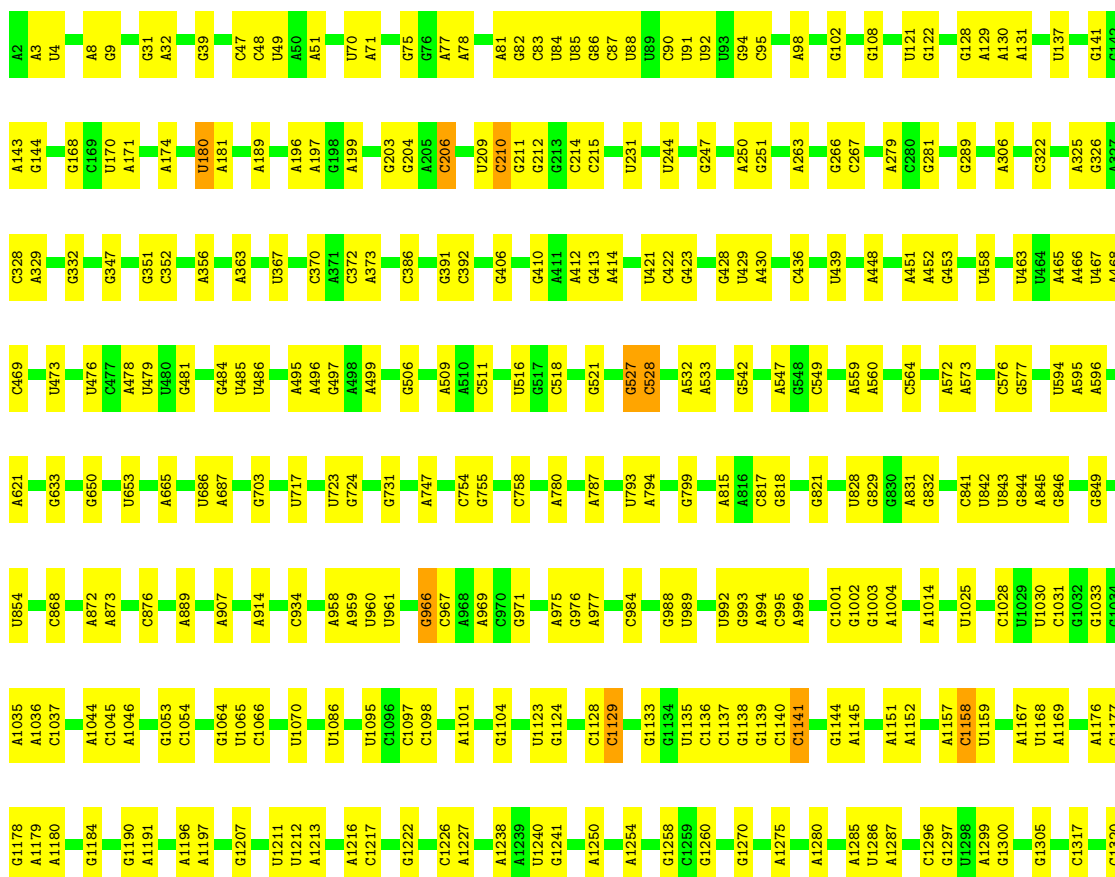


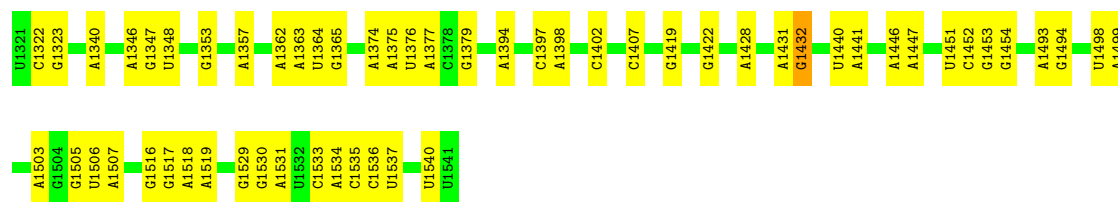




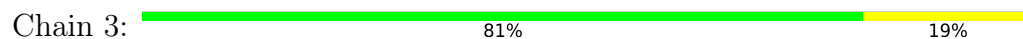
• Molecule 2: 16S ribosomal RNA

Chain 2: 77% 23%

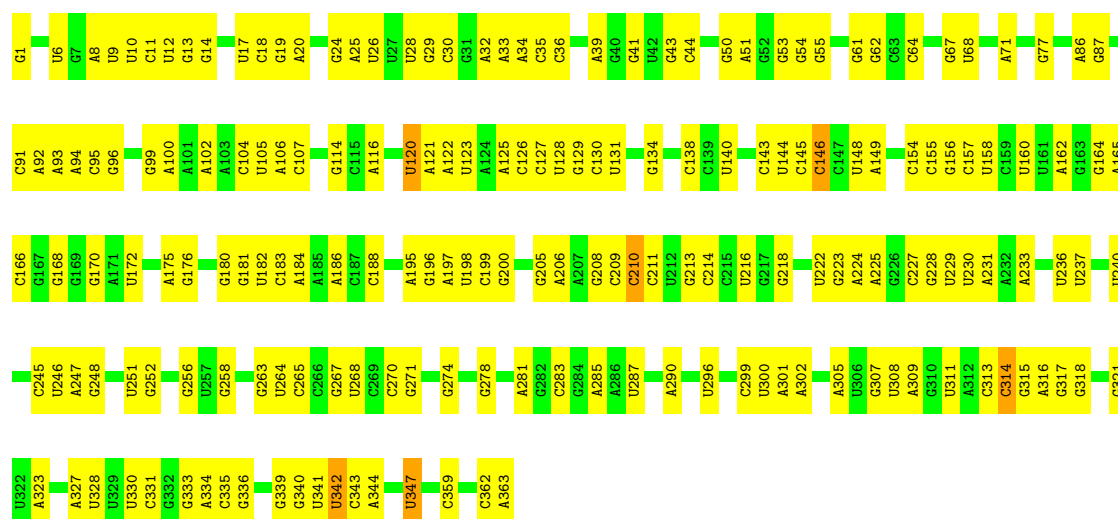




• Molecule 3: 5S ribosomal RNA



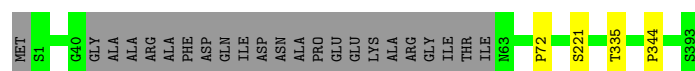
• Molecule 4: transfer-messenger RNA (tmRNA)



• Molecule 5: SsrA-binding protein




• Molecule 6: Elongation factor Tu 2




• Molecule 7: tRNA-Phe





- Molecule 8: mRNA



- Molecule 9: 50S ribosomal protein L27



There are no outlier residues recorded for this chain.

- Molecule 10: 50S ribosomal protein L2



There are no outlier residues recorded for this chain.

- Molecule 11: 50S ribosomal protein L3



There are no outlier residues recorded for this chain.


- Molecule 12: 50S ribosomal protein L4



- Molecule 13: 50S ribosomal protein L5



- Molecule 14: 50S ribosomal protein L6



- Molecule 15: 50S ribosomal protein L9

Chain G:  97% .




- Molecule 16: 50S ribosomal protein L10

Chain H:  100%

There are no outlier residues recorded for this chain.

- Molecule 17: 50S ribosomal protein L11

Chain I:  46% . 54%



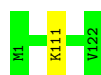
- Molecule 18: 50S ribosomal protein L13

Chain J:  99% .



- Molecule 19: 50S ribosomal protein L14

Chain K:  99% .



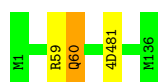
- Molecule 20: 50S ribosomal protein L15

Chain L:  100%

There are no outlier residues recorded for this chain.

- Molecule 21: 50S ribosomal protein L16

Chain M:  98% ..



- Molecule 22: 50S ribosomal protein L17

Chain N:  100%

There are no outlier residues recorded for this chain.

- Molecule 23: 50S ribosomal protein L18

Chain O:  100%

There are no outlier residues recorded for this chain.

- Molecule 24: 50S ribosomal protein L19

Chain P:  100%

There are no outlier residues recorded for this chain.

- Molecule 25: 50S ribosomal protein L20

Chain Q:  100%

There are no outlier residues recorded for this chain.

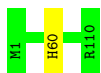
- Molecule 26: 50S ribosomal protein L21

Chain R:  100%

There are no outlier residues recorded for this chain.

- Molecule 27: 50S ribosomal protein L22

Chain S:  99%



- Molecule 28: 50S ribosomal protein L23

Chain T:  100%

There are no outlier residues recorded for this chain.

- Molecule 29: 50S ribosomal protein L24

Chain U:  96%



- Molecule 30: 50S ribosomal protein L25

Chain V:  100%

There are no outlier residues recorded for this chain.

- Molecule 31: 50S ribosomal protein L28

Chain X:  99% .



- Molecule 32: 50S ribosomal protein L29

Chain Y:  100%

There are no outlier residues recorded for this chain.

- Molecule 33: 50S ribosomal protein L30

Chain Z:  100%

There are no outlier residues recorded for this chain.

- Molecule 34: 50S ribosomal protein L32

Chain b:  95% 5%



- Molecule 35: 50S ribosomal protein L33

Chain c:  100%

There are no outlier residues recorded for this chain.

- Molecule 36: 50S ribosomal protein L34

Chain d:  98% .



- Molecule 37: 50S ribosomal protein L35

Chain e:  98% .



- Molecule 38: 50S ribosomal protein L36

Chain f:  100%

There are no outlier residues recorded for this chain.

- Molecule 39: 30S ribosomal protein S2

Chain g:  99%



- Molecule 40: 30S ribosomal protein S3

Chain h:  100%


There are no outlier residues recorded for this chain.

- Molecule 41: 30S ribosomal protein S4

Chain i:  99%



- Molecule 42: 30S ribosomal protein S5

Chain j:  89% 9%



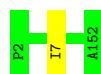
- Molecule 43: 30S ribosomal protein S6

Chain k:  100%

There are no outlier residues recorded for this chain.

- Molecule 44: 30S ribosomal protein S7

Chain l:  99%



- Molecule 45: 30S ribosomal protein S8

Chain m:  100%

There are no outlier residues recorded for this chain.

- Molecule 46: 30S ribosomal protein S9

Chain n:  98%



- Molecule 47: 30S ribosomal protein S10

Chain o:  100%

There are no outlier residues recorded for this chain.

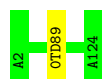
- Molecule 48: 30S ribosomal protein S11

Chain p:  99%



- Molecule 49: 30S ribosomal protein S12

Chain q:  99%



- Molecule 50: 30S ribosomal protein S13

Chain r:  100%

There are no outlier residues recorded for this chain.

- Molecule 51: 30S ribosomal protein S14

Chain s:  100%

There are no outlier residues recorded for this chain.

- Molecule 52: 30S ribosomal protein S15

Chain t:  100%

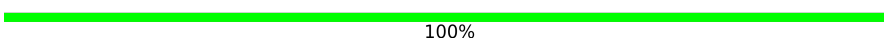
There are no outlier residues recorded for this chain.

- Molecule 53: 30S ribosomal protein S16

Chain u:  100%

There are no outlier residues recorded for this chain.

- Molecule 54: 30S ribosomal protein S17

Chain v:  100%

There are no outlier residues recorded for this chain.

- Molecule 55: 30S ribosomal protein S18



Chain w:  100%

There are no outlier residues recorded for this chain.

- Molecule 56: 30S ribosomal protein S19

Chain x:  95% 5%



- Molecule 57: 30S ribosomal protein S20

Chain y:  100%

There are no outlier residues recorded for this chain.

- Molecule 58: 30S ribosomal protein S21

Chain z:  100%

There are no outlier residues recorded for this chain.

## 4 Experimental information

Property	Value	Source
EM reconstruction method	SINGLE PARTICLE	Depositor
Imposed symmetry	POINT, Not provided	
Number of particles used	18452	Depositor
Resolution determination method	FSC 0.143 CUT-OFF	Depositor
CTF correction method	NONE	Depositor
Microscope	FEI TITAN KRIOS	Depositor
Voltage (kV)	300	Depositor
Electron dose ( $e^-/\text{\AA}^2$ )	35	Depositor
Minimum defocus (nm)	-1000	Depositor
Maximum defocus (nm)	-3000	Depositor
Magnification	105000	Depositor
Image detector	GATAN K2 BASE (4k x 4k)	Depositor

## 5 Model quality ⓘ

### 5.1 Standard geometry ⓘ

Bond lengths and bond angles in the following residue types are not validated in this section: OMC, 2MA, OMU, 3TD, 3AU, 4OC, ZN, 6MZ, OMG, 5MC, 0TD, MA6, 1MG, G7M, MG, 4D4, MIA, GDP, PSU, 5MU, 2MG, 4SU, UR3, KIR

The Z score for a bond length (or angle) is the number of standard deviations the observed value is removed from the expected value. A bond length (or angle) with  $|Z| > 5$  is considered an outlier worth inspection. RMSZ is the root-mean-square of all Z scores of the bond lengths (or angles).

Mol	Chain	Bond lengths		Bond angles	
		RMSZ	# Z  >5	RMSZ	# Z  >5
1	1	0.18	1/69307 (0.0%)	0.78	42/108118 (0.0%)
2	2	0.19	0/36722	0.78	20/57280 (0.0%)
3	3	0.15	0/2828	0.74	0/4410
4	4	0.22	1/8616 (0.0%)	0.81	19/13430 (0.1%)
5	5	0.33	1/1203 (0.1%)	0.61	1/1616 (0.1%)
6	6	0.34	2/2924 (0.1%)	0.59	2/3955 (0.1%)
7	7	1.10	14/1624 (0.9%)	1.01	11/2527 (0.4%)
8	8	0.25	0/366	0.95	1/570 (0.2%)
9	A	0.24	0/608	0.42	0/804
10	B	0.23	0/2121	0.46	0/2852
11	C	0.24	0/1586	0.45	0/2134
12	D	0.23	0/1571	0.44	1/2113 (0.0%)
13	E	0.30	0/1434	0.60	1/1926 (0.1%)
14	F	0.26	0/1342	0.59	1/1816 (0.1%)
15	G	0.42	2/1122 (0.2%)	0.61	1/1515 (0.1%)
16	H	0.25	0/993	0.51	0/1340
17	I	0.25	0/471	0.53	0/627
18	J	0.46	1/1152 (0.1%)	0.52	2/1551 (0.1%)
19	K	0.27	0/947	0.56	1/1268 (0.1%)
20	L	0.24	0/1062	0.49	0/1413
21	M	0.24	0/1081	0.51	2/1443 (0.1%)
22	N	0.23	0/973	0.41	0/1301
23	O	0.23	0/902	0.40	0/1209
24	P	0.24	0/929	0.51	0/1242
25	Q	0.24	0/960	0.41	0/1278
26	R	0.27	0/829	0.50	0/1107
27	S	0.24	0/864	0.49	1/1156 (0.1%)
28	T	0.22	0/745	0.42	0/994
29	U	0.48	1/788 (0.1%)	0.65	3/1051 (0.3%)
30	V	0.23	0/766	0.41	0/1025
31	X	0.26	0/635	0.52	1/848 (0.1%)

Mol	Chain	Bond lengths		Bond angles	
		RMSZ	# Z  >5	RMSZ	# Z  >5
32	Y	0.22	0/502	0.36	0/667
33	Z	0.22	0/453	0.47	0/605
34	b	0.58	2/450 (0.4%)	0.69	0/599
35	c	0.23	0/416	0.47	0/554
36	d	0.23	0/380	0.41	0/498
37	e	0.32	0/513	0.60	1/676 (0.1%)
38	f	0.22	0/303	0.41	0/397
39	g	0.26	0/1784	0.58	3/2403 (0.1%)
40	h	0.23	0/1652	0.45	0/2225
41	i	0.27	0/1665	0.62	3/2227 (0.1%)
42	j	0.29	0/1131	0.60	1/1520 (0.1%)
43	k	0.23	0/835	0.49	0/1128
44	l	0.25	0/1196	0.53	0/1602
45	m	0.23	0/989	0.44	0/1326
46	n	0.25	0/1034	0.64	2/1375 (0.1%)
47	o	0.25	0/797	0.53	0/1077
48	p	0.24	0/892	0.50	1/1205 (0.1%)
49	q	0.23	0/959	0.49	0/1286
50	r	0.24	0/892	0.54	0/1193
51	s	0.22	0/817	0.38	0/1088
52	t	0.22	0/722	0.44	0/964
53	u	0.23	0/659	0.44	0/884
54	v	0.24	0/658	0.57	0/881
55	w	0.22	0/463	0.38	0/621
56	x	0.71	2/653 (0.3%)	0.74	2/877 (0.2%)
57	y	0.23	0/671	0.40	0/888
58	z	0.23	0/473	0.36	0/627
All	All	0.24	27/169430 (0.0%)	0.72	123/253312 (0.0%)

All (27) bond length outliers are listed below:

Mol	Chain	Res	Type	Atoms	Z	Observed(Å)	Ideal(Å)
7	7	20	U	C5-C6	17.59	1.50	1.34
7	7	16	U	C5-C6	17.51	1.50	1.34
7	7	20	U	C2-N3	15.76	1.48	1.37
7	7	16	U	C2-N3	15.68	1.48	1.37
56	x	59	PRO	N-CD	14.86	1.68	1.47
18	J	137	PRO	N-CD	-13.59	1.28	1.47
7	7	20	U	N1-C2	13.24	1.50	1.38
7	7	16	U	N1-C2	11.85	1.49	1.38
29	U	50	PRO	N-CD	10.75	1.62	1.47
4	4	1	G	OP3-P	-10.55	1.48	1.61

*Continued on next page...*

*Continued from previous page...*

Mol	Chain	Res	Type	Atoms	Z	Observed(Å)	Ideal(Å)
7	7	16	U	N1-C6	9.31	1.46	1.38
6	6	72	PRO	N-CD	9.29	1.60	1.47
7	7	20	U	N1-C6	9.01	1.46	1.38
15	G	38	PRO	N-CD	7.97	1.59	1.47
7	7	16	U	N3-C4	7.84	1.45	1.38
7	7	20	U	N3-C4	7.59	1.45	1.38
6	6	344	PRO	N-CD	-7.57	1.37	1.47
1	1	2439	A	O3'-P	7.19	1.69	1.61
56	x	42	PRO	N-CD	-7.06	1.38	1.47
7	7	16	U	C4-C5	6.99	1.49	1.43
5	5	84	PRO	N-CD	6.99	1.57	1.47
15	G	118	PRO	N-CD	-6.90	1.38	1.47
7	7	20	U	C4-C5	6.85	1.49	1.43
34	b	10	ARG	C-O	-6.22	1.11	1.23
7	7	16	U	C4-O4	-5.87	1.19	1.23
7	7	20	U	C4-O4	-5.83	1.19	1.23
34	b	10	ARG	C-N	-5.71	1.21	1.34

All (123) bond angle outliers are listed below:

Mol	Chain	Res	Type	Atoms	Z	Observed(°)	Ideal(°)
1	1	2195	U	O5'-P-OP2	-29.62	75.16	110.70
1	1	2195	U	OP1-P-OP2	-27.22	78.78	119.60
1	1	2195	U	O5'-P-OP1	17.37	131.55	110.70
1	1	2194	U	OP2-P-O3'	13.99	135.97	105.20
1	1	2194	U	OP1-P-O3'	-13.66	75.15	105.20
1	1	2439	A	O5'-P-OP1	-13.48	93.57	105.70
7	7	16	U	C2-N3-C4	-10.80	120.52	127.00
1	1	544	C	C6-N1-C2	-10.63	116.05	120.30
1	1	2439	A	C3'-C2'-O2'	-10.41	83.12	113.30
1	1	2439	A	C2'-C3'-O3'	-9.60	88.38	109.50
7	7	20	U	C2-N3-C4	-9.53	121.28	127.00
7	7	16	U	C5-C4-O4	-9.52	120.19	125.90
7	7	16	U	N1-C2-N3	9.47	120.58	114.90
18	J	137	PRO	CA-N-CD	9.30	124.72	111.70
1	1	510	C	N1-C2-O2	9.16	124.40	118.90
7	7	20	U	C5-C4-O4	-9.13	120.42	125.90
4	4	314	C	N3-C2-O2	-8.99	115.61	121.90
1	1	544	C	C2-N1-C1'	8.66	128.33	118.80
7	7	20	U	N1-C2-N3	8.66	120.10	114.90
1	1	510	C	N3-C2-O2	-8.41	116.01	121.90
7	7	16	U	N3-C4-C5	8.33	119.60	114.60

*Continued on next page...*

*Continued from previous page...*

Mol	Chain	Res	Type	Atoms	Z	Observed(°)	Ideal(°)
2	2	1141	C	N3-C2-O2	-8.27	116.11	121.90
4	4	314	C	N1-C2-O2	8.19	123.81	118.90
7	7	20	U	N3-C2-O2	-8.09	116.54	122.20
1	1	2439	A	C1'-C2'-O2'	-8.07	86.40	110.60
7	7	20	U	N3-C4-C5	7.91	119.34	114.60
4	4	120	U	C2-N1-C1'	7.90	127.18	117.70
2	2	386	C	N3-C2-O2	-7.87	116.39	121.90
4	4	311	U	C2-N1-C1'	7.78	127.04	117.70
1	1	544	C	N3-C2-O2	-7.78	116.46	121.90
4	4	210	C	C2-N1-C1'	7.76	127.34	118.80
1	1	2795	C	N3-C2-O2	-7.71	116.50	121.90
1	1	1893	C	N3-C2-O2	-7.61	116.58	121.90
46	n	44	ALA	N-CA-CB	7.56	120.68	110.10
1	1	2439	A	C5'-C4'-O4'	-7.52	100.07	109.10
4	4	210	C	N1-C2-O2	7.46	123.38	118.90
56	x	59	PRO	CA-N-CD	-7.38	101.17	111.50
56	x	59	PRO	N-CA-CB	7.30	112.06	103.30
13	E	174	ASP	C-N-CA	7.28	139.91	121.70
1	1	2439	A	O5'-P-OP2	7.20	119.34	110.70
4	4	311	U	N1-C2-O2	7.19	127.83	122.80
4	4	120	U	N1-C2-O2	7.18	127.83	122.80
1	1	1625	C	N1-C2-O2	7.10	123.16	118.90
21	M	60	GLN	N-CA-C	7.03	129.97	111.00
15	G	76	GLU	N-CA-CB	7.02	123.24	110.60
1	1	1625	C	N3-C2-O2	-7.01	116.99	121.90
19	K	111	LYS	N-CA-CB	6.93	123.08	110.60
1	1	1313	U	C2-N1-C1'	6.92	126.00	117.70
2	2	1129	C	N3-C2-O2	-6.88	117.09	121.90
4	4	237	U	C2-N1-C1'	6.87	125.95	117.70
7	7	20	U	C2-N1-C1'	6.87	125.94	117.70
39	g	209	ALA	N-CA-CB	6.74	119.53	110.10
4	4	311	U	N3-C2-O2	-6.69	117.52	122.20
4	4	120	U	N3-C2-O2	-6.64	117.56	122.20
41	i	170	TRP	N-CA-CB	-6.62	98.69	110.60
18	J	137	PRO	N-CA-CB	-6.55	95.39	102.60
1	1	2794	C	N1-C2-O2	6.50	122.80	118.90
4	4	237	U	N1-C2-O2	6.40	127.28	122.80
1	1	1893	C	N1-C2-O2	6.40	122.74	118.90
5	5	79	HIS	N-CA-CB	6.38	122.09	110.60
1	1	2439	A	N9-C1'-C2'	6.30	122.19	114.00
7	7	19	G	O4'-C1'-N9	-6.17	103.26	108.20
1	1	510	C	C2-N1-C1'	6.17	125.58	118.80

*Continued on next page...*

*Continued from previous page...*

Mol	Chain	Res	Type	Atoms	Z	Observed(°)	Ideal(°)
4	4	41	G	N3-C2-N2	6.15	124.20	119.90
8	8	14	U	P-O3'-C3'	6.08	127.00	119.70
41	i	205	SER	N-CA-CB	6.08	119.62	110.50
1	1	2473	U	C2-N1-C1'	6.06	124.97	117.70
2	2	754	C	C2-N1-C1'	6.03	125.44	118.80
1	1	1313	U	N1-C2-O2	6.00	127.00	122.80
4	4	41	G	N1-C2-N2	-6.00	110.80	116.20
1	1	1313	U	N3-C2-O2	-5.97	118.02	122.20
4	4	210	C	N3-C2-O2	-5.97	117.72	121.90
4	4	237	U	N3-C2-O2	-5.92	118.06	122.20
39	g	131	LYS	CB-CA-C	5.90	122.20	110.40
1	1	2473	U	N1-C2-O2	5.85	126.90	122.80
14	F	44	LYS	N-CA-CB	-5.85	100.07	110.60
2	2	1158	C	C2-N1-C1'	5.83	125.21	118.80
31	X	8	THR	N-CA-C	5.81	126.69	111.00
29	U	100	SER	N-CA-CB	5.74	119.11	110.50
1	1	1533	C	N3-C2-O2	-5.66	117.94	121.90
2	2	206	C	N1-C2-O2	5.65	122.29	118.90
2	2	210	C	N1-C2-O2	5.61	122.27	118.90
2	2	528	C	N1-C2-O2	5.61	122.27	118.90
29	U	50	PRO	N-CA-CB	5.54	109.95	103.30
1	1	1499	C	N3-C2-O2	-5.51	118.04	121.90
37	e	31	HIS	CA-CB-CG	-5.50	104.25	113.60
1	1	1499	C	N1-C2-O2	5.49	122.19	118.90
2	2	210	C	C2-N1-C1'	5.48	124.83	118.80
1	1	2474	U	C2-N1-C1'	5.46	124.25	117.70
42	j	116	GLU	N-CA-CB	5.45	120.42	110.60
2	2	215	C	N1-C2-O2	5.45	122.17	118.90
48	p	109	ASN	N-CA-CB	-5.43	100.83	110.60
1	1	2438	U	P-O3'-C3'	5.41	126.19	119.70
41	i	170	TRP	N-CA-C	5.41	125.61	111.00
4	4	210	C	C6-N1-C1'	-5.38	114.34	120.80
29	U	50	PRO	CA-N-CD	-5.35	104.01	111.50
2	2	1141	C	N1-C2-O2	5.29	122.07	118.90
1	1	2474	U	N1-C2-O2	5.28	126.50	122.80
6	6	221	SER	N-CA-CB	5.28	118.41	110.50
39	g	131	LYS	N-CA-CB	5.27	120.09	110.60
2	2	180	U	N3-C2-O2	-5.26	118.52	122.20
2	2	386	C	C6-N1-C2	-5.26	118.19	120.30
21	M	59	ARG	N-CA-C	-5.26	96.81	111.00
4	4	146	C	N3-C2-O2	-5.25	118.22	121.90
2	2	1128	C	N1-C2-O2	5.25	122.05	118.90

*Continued on next page...*

*Continued from previous page...*

Mol	Chain	Res	Type	Atoms	Z	Observed(°)	Ideal(°)
2	2	1144	G	C5-C6-O6	5.25	131.75	128.60
12	D	17	THR	N-CA-CB	5.21	120.20	110.30
6	6	335	THR	N-CA-CB	-5.20	100.42	110.30
1	1	2795	C	C6-N1-C2	-5.19	118.22	120.30
2	2	322	C	N3-C2-O2	-5.15	118.30	121.90
1	1	2473	U	N3-C2-O2	-5.14	118.60	122.20
2	2	854	U	C6-N1-C2	5.14	124.08	121.00
2	2	180	U	C2-N1-C1'	5.13	123.85	117.70
1	1	510	C	C6-N1-C2	-5.09	118.26	120.30
1	1	2439	A	O4'-C1'-C2'	5.09	112.18	107.60
2	2	1144	G	N1-C6-O6	-5.09	116.84	119.90
4	4	120	U	C6-N1-C1'	-5.05	114.14	121.20
1	1	544	C	N1-C2-O2	5.04	121.93	118.90
1	1	445	C	N1-C2-O2	5.04	121.92	118.90
27	S	60	HIS	N-CA-CB	-5.03	101.55	110.60
1	1	445	C	N3-C2-O2	-5.03	118.38	121.90
2	2	1432	G	O4'-C1'-N9	5.02	112.22	108.20
46	n	88	MET	N-CA-C	5.01	124.52	111.00

There are no chirality outliers.

There are no planarity outliers.

## 5.2 Too-close contacts [i](#)

Due to software issues we are unable to calculate clashes - this section is therefore empty.

## 5.3 Torsion angles [i](#)

### 5.3.1 Protein backbone [i](#)

In the following table, the Percentiles column shows the percent Ramachandran outliers of the chain as a percentile score with respect to all PDB entries followed by that with respect to all EM entries.

The Analysed column shows the number of residues for which the backbone conformation was analysed, and the total number of residues.

Mol	Chain	Analysed	Favoured	Allowed	Outliers	Percentiles	
5	5	144/146 (99%)	127 (88%)	17 (12%)	0	100	100
6	6	367/394 (93%)	343 (94%)	24 (6%)	0	100	100

*Continued on next page...*



*Continued from previous page...*

Mol	Chain	Analysed	Favoured	Allowed	Outliers	Percentiles	
9	A	78/80 (98%)	74 (95%)	4 (5%)	0	100	100
10	B	269/271 (99%)	257 (96%)	12 (4%)	0	100	100
11	C	207/209 (99%)	200 (97%)	7 (3%)	0	100	100
12	D	199/201 (99%)	196 (98%)	3 (2%)	0	100	100
13	E	175/177 (99%)	149 (85%)	23 (13%)	3 (2%)	7	35
14	F	174/176 (99%)	161 (92%)	11 (6%)	2 (1%)	12	43
15	G	147/149 (99%)	133 (90%)	14 (10%)	0	100	100
16	H	128/130 (98%)	105 (82%)	23 (18%)	0	100	100
17	I	64/142 (45%)	55 (86%)	8 (12%)	1 (2%)	8	36
18	J	140/142 (99%)	134 (96%)	6 (4%)	0	100	100
19	K	120/122 (98%)	116 (97%)	4 (3%)	0	100	100
20	L	142/144 (99%)	131 (92%)	11 (8%)	0	100	100
21	M	133/136 (98%)	127 (96%)	5 (4%)	1 (1%)	16	50
22	N	118/120 (98%)	111 (94%)	7 (6%)	0	100	100
23	O	114/116 (98%)	113 (99%)	1 (1%)	0	100	100
24	P	112/114 (98%)	110 (98%)	2 (2%)	0	100	100
25	Q	115/117 (98%)	114 (99%)	1 (1%)	0	100	100
26	R	101/103 (98%)	97 (96%)	4 (4%)	0	100	100
27	S	108/110 (98%)	103 (95%)	5 (5%)	0	100	100
28	T	91/93 (98%)	86 (94%)	5 (6%)	0	100	100
29	U	100/102 (98%)	88 (88%)	10 (10%)	2 (2%)	6	31
30	V	92/94 (98%)	90 (98%)	2 (2%)	0	100	100
31	X	75/77 (97%)	75 (100%)	0	0	100	100
32	Y	60/62 (97%)	55 (92%)	5 (8%)	0	100	100
33	Z	56/58 (97%)	55 (98%)	1 (2%)	0	100	100
34	b	54/56 (96%)	47 (87%)	5 (9%)	2 (4%)	2	18
35	c	48/50 (96%)	47 (98%)	1 (2%)	0	100	100
36	d	44/46 (96%)	42 (96%)	1 (2%)	1 (2%)	5	28
37	e	62/64 (97%)	60 (97%)	2 (3%)	0	100	100
38	f	36/38 (95%)	35 (97%)	1 (3%)	0	100	100
39	g	222/224 (99%)	201 (90%)	20 (9%)	1 (0%)	25	59

*Continued on next page...*

*Continued from previous page...*

Mol	Chain	Analysed	Favoured	Allowed	Outliers	Percentiles	
40	h	204/206 (99%)	194 (95%)	10 (5%)	0	100	100
41	i	203/205 (99%)	185 (91%)	17 (8%)	1 (0%)	25	59
42	j	150/167 (90%)	129 (86%)	20 (13%)	1 (1%)	19	53
43	k	98/100 (98%)	89 (91%)	9 (9%)	0	100	100
44	l	149/151 (99%)	143 (96%)	5 (3%)	1 (1%)	19	53
45	m	127/129 (98%)	124 (98%)	3 (2%)	0	100	100
46	n	125/127 (98%)	114 (91%)	11 (9%)	0	100	100
47	o	96/98 (98%)	87 (91%)	9 (9%)	0	100	100
48	p	115/117 (98%)	98 (85%)	17 (15%)	0	100	100
49	q	120/123 (98%)	114 (95%)	6 (5%)	0	100	100
50	r	112/114 (98%)	100 (89%)	12 (11%)	0	100	100
51	s	98/100 (98%)	93 (95%)	5 (5%)	0	100	100
52	t	86/88 (98%)	83 (96%)	3 (4%)	0	100	100
53	u	80/82 (98%)	69 (86%)	11 (14%)	0	100	100
54	v	78/80 (98%)	75 (96%)	3 (4%)	0	100	100
55	w	53/55 (96%)	50 (94%)	3 (6%)	0	100	100
56	x	77/79 (98%)	68 (88%)	9 (12%)	0	100	100
57	y	83/85 (98%)	81 (98%)	2 (2%)	0	100	100
58	z	54/56 (96%)	54 (100%)	0	0	100	100
All	All	6203/6425 (96%)	5787 (93%)	400 (6%)	16 (0%)	38	68

All (16) Ramachandran outliers are listed below:

Mol	Chain	Res	Type
14	F	42	GLU
42	j	103	THR
21	M	60	GLN
29	U	99	ASN
34	b	11	SER
34	b	55	ILE
13	E	113	ASP
13	E	152	LEU
39	g	97	LEU
29	U	89	ASP
14	F	43	VAL

*Continued on next page...*

*Continued from previous page...*

Mol	Chain	Res	Type
41	i	20	PHE
13	E	111	ILE
17	I	92	PRO
36	d	44	VAL
44	l	7	ILE

### 5.3.2 Protein sidechains ⓘ

In the following table, the Percentiles column shows the percent sidechain outliers of the chain as a percentile score with respect to all PDB entries followed by that with respect to all EM entries.

The Analysed column shows the number of residues for which the sidechain conformation was analysed, and the total number of residues.

Mol	Chain	Analysed	Rotameric	Outliers	Percentiles	
5	5	122/122 (100%)	122 (100%)	0	100	100
6	6	310/327 (95%)	310 (100%)	0	100	100
9	A	59/59 (100%)	59 (100%)	0	100	100
10	B	216/216 (100%)	216 (100%)	0	100	100
11	C	164/164 (100%)	164 (100%)	0	100	100
12	D	165/165 (100%)	165 (100%)	0	100	100
13	E	148/148 (100%)	144 (97%)	4 (3%)	40	67
14	F	137/137 (100%)	136 (99%)	1 (1%)	81	90
15	G	114/114 (100%)	113 (99%)	1 (1%)	75	87
16	H	99/99 (100%)	99 (100%)	0	100	100
17	I	48/110 (44%)	48 (100%)	0	100	100
18	J	116/116 (100%)	116 (100%)	0	100	100
19	K	103/103 (100%)	103 (100%)	0	100	100
20	L	103/103 (100%)	103 (100%)	0	100	100
21	M	108/108 (100%)	108 (100%)	0	100	100
22	N	100/100 (100%)	100 (100%)	0	100	100
23	O	86/86 (100%)	86 (100%)	0	100	100
24	P	99/99 (100%)	99 (100%)	0	100	100
25	Q	89/89 (100%)	89 (100%)	0	100	100
26	R	84/84 (100%)	84 (100%)	0	100	100

*Continued on next page...*

*Continued from previous page...*

Mol	Chain	Analysed	Rotameric	Outliers	Percentiles	
27	S	93/93 (100%)	93 (100%)	0	100	100
28	T	80/80 (100%)	80 (100%)	0	100	100
29	U	83/83 (100%)	83 (100%)	0	100	100
30	V	78/78 (100%)	78 (100%)	0	100	100
31	X	67/67 (100%)	67 (100%)	0	100	100
32	Y	54/54 (100%)	54 (100%)	0	100	100
33	Z	48/48 (100%)	48 (100%)	0	100	100
34	b	47/47 (100%)	47 (100%)	0	100	100
35	c	45/45 (100%)	45 (100%)	0	100	100
36	d	38/38 (100%)	38 (100%)	0	100	100
37	e	51/51 (100%)	51 (100%)	0	100	100
38	f	34/34 (100%)	34 (100%)	0	100	100
39	g	186/186 (100%)	186 (100%)	0	100	100
40	h	170/170 (100%)	170 (100%)	0	100	100
41	i	172/172 (100%)	172 (100%)	0	100	100
42	j	114/126 (90%)	113 (99%)	1 (1%)	75	87
43	k	87/87 (100%)	87 (100%)	0	100	100
44	l	124/124 (100%)	124 (100%)	0	100	100
45	m	104/104 (100%)	104 (100%)	0	100	100
46	n	105/105 (100%)	105 (100%)	0	100	100
47	o	86/86 (100%)	86 (100%)	0	100	100
48	p	90/90 (100%)	90 (100%)	0	100	100
49	q	102/102 (100%)	102 (100%)	0	100	100
50	r	92/92 (100%)	92 (100%)	0	100	100
51	s	83/83 (100%)	83 (100%)	0	100	100
52	t	76/76 (100%)	76 (100%)	0	100	100
53	u	65/65 (100%)	65 (100%)	0	100	100
54	v	74/74 (100%)	74 (100%)	0	100	100
55	w	48/48 (100%)	48 (100%)	0	100	100
56	x	70/70 (100%)	68 (97%)	2 (3%)	37	65
57	y	65/65 (100%)	65 (100%)	0	100	100

*Continued on next page...*

*Continued from previous page...*

Mol	Chain	Analysed	Rotameric	Outliers	Percentiles	
58	z	48/48 (100%)	48 (100%)	0	100	100
All	All	5149/5240 (98%)	5140 (100%)	9 (0%)	91	96

All (9) residues with a non-rotameric sidechain are listed below:

Mol	Chain	Res	Type
13	E	149	VAL
13	E	150	ARG
13	E	152	LEU
13	E	153	ASP
14	F	41	VAL
15	G	130	VAL
42	j	101	GLU
56	x	25	SER
56	x	27	ASP

Sometimes sidechains can be flipped to improve hydrogen bonding and reduce clashes. All (23) such sidechains are listed below:

Mol	Chain	Res	Type
5	5	93	ASN
6	6	97	GLN
6	6	301	HIS
18	J	77	HIS
18	J	138	GLN
22	N	62	ASN
24	P	56	HIS
28	T	48	GLN
31	X	32	ASN
32	Y	15	ASN
39	g	120	GLN
40	h	140	ASN
40	h	185	ASN
42	j	135	ASN
43	k	3	HIS
45	m	16	ASN
45	m	18	GLN
47	o	58	ASN
48	p	101	ASN
48	p	119	ASN
52	t	35	GLN
54	v	9	GLN

*Continued on next page...*

*Continued from previous page...*

Mol	Chain	Res	Type
57	y	48	GLN

### 5.3.3 RNA ⓘ

Mol	Chain	Analysed	Backbone Outliers	Pucker Outliers
1	1	2899/2904 (99%)	559 (19%)	24 (0%)
2	2	1536/1540 (99%)	335 (21%)	14 (0%)
3	3	117/118 (99%)	22 (18%)	3 (2%)
4	4	362/363 (99%)	175 (48%)	10 (2%)
7	7	73/76 (96%)	13 (17%)	3 (4%)
8	8	14/15 (93%)	10 (71%)	1 (7%)
All	All	5001/5016 (99%)	1114 (22%)	55 (1%)

All (1114) RNA backbone outliers are listed below:

Mol	Chain	Res	Type
1	1	2	G
1	1	10	A
1	1	15	G
1	1	27	G
1	1	28	A
1	1	34	U
1	1	42	A
1	1	46	G
1	1	51	G
1	1	63	A
1	1	64	A
1	1	71	A
1	1	74	A
1	1	75	G
1	1	83	A
1	1	84	A
1	1	91	A
1	1	96	C
1	1	100	U
1	1	101	A
1	1	114	U
1	1	118	A
1	1	120	U
1	1	125	A
1	1	126	A

*Continued on next page...*

*Continued from previous page...*

Mol	Chain	Res	Type
1	1	127	A
1	1	136	G
1	1	138	U
1	1	139	U
1	1	140	C
1	1	141	G
1	1	142	A
1	1	144	A
1	1	160	A
1	1	163	C
1	1	181	A
1	1	196	A
1	1	215	G
1	1	216	A
1	1	222	A
1	1	228	C
1	1	230	G
1	1	231	A
1	1	233	A
1	1	248	G
1	1	266	G
1	1	267	C
1	1	271	G
1	1	272	A
1	1	276	U
1	1	277	G
1	1	278	A
1	1	280	U
1	1	281	C
1	1	285	G
1	1	292	U
1	1	294	A
1	1	311	A
1	1	330	A
1	1	331	C
1	1	345	A
1	1	354	A
1	1	357	C
1	1	359	G
1	1	361	G
1	1	362	A
1	1	368	A

*Continued on next page...*

*Continued from previous page...*

Mol	Chain	Res	Type
1	1	369	U
1	1	371	A
1	1	372	G
1	1	386	G
1	1	390	U
1	1	391	A
1	1	396	G
1	1	404	A
1	1	405	U
1	1	411	G
1	1	412	A
1	1	429	A
1	1	435	C
1	1	477	A
1	1	480	A
1	1	481	G
1	1	491	G
1	1	505	A
1	1	509	C
1	1	510	C
1	1	527	C
1	1	528	A
1	1	532	A
1	1	544	C
1	1	545	U
1	1	546	U
1	1	547	A
1	1	548	G
1	1	549	G
1	1	563	A
1	1	573	U
1	1	575	A
1	1	588	U
1	1	603	A
1	1	613	A
1	1	614	A
1	1	615	U
1	1	621	A
1	1	627	A
1	1	637	A
1	1	645	C
1	1	646	U

*Continued on next page...*



*Continued from previous page...*

Mol	Chain	Res	Type
1	1	647	G
1	1	648	G
1	1	654	A
1	1	668	A
1	1	669	G
1	1	675	A
1	1	686	U
1	1	726	G
1	1	729	G
1	1	730	A
1	1	747	5MU
1	1	757	G
1	1	764	A
1	1	775	G
1	1	776	G
1	1	782	A
1	1	784	G
1	1	785	G
1	1	789	A
1	1	792	A
1	1	805	G
1	1	812	C
1	1	819	A
1	1	827	U
1	1	828	U
1	1	830	G
1	1	831	G
1	1	846	U
1	1	857	G
1	1	859	G
1	1	869	G
1	1	877	A
1	1	878	A
1	1	880	G
1	1	886	A
1	1	887	A
1	1	888	C
1	1	889	C
1	1	890	C
1	1	891	G
1	1	892	A
1	1	893	C

*Continued on next page...*

*Continued from previous page...*

Mol	Chain	Res	Type
1	1	895	U
1	1	896	A
1	1	897	C
1	1	900	A
1	1	904	G
1	1	910	A
1	1	912	C
1	1	914	G
1	1	931	U
1	1	932	U
1	1	934	U
1	1	941	A
1	1	946	C
1	1	957	C
1	1	961	C
1	1	973	A
1	1	974	G
1	1	989	G
1	1	995	C
1	1	996	A
1	1	1009	A
1	1	1012	U
1	1	1013	C
1	1	1020	A
1	1	1026	G
1	1	1033	U
1	1	1034	G
1	1	1040	A
1	1	1041	G
1	1	1042	G
1	1	1045	C
1	1	1046	A
1	1	1047	G
1	1	1053	C
1	1	1057	A
1	1	1060	U
1	1	1062	G
1	1	1067	A
1	1	1068	G
1	1	1070	A
1	1	1073	A
1	1	1074	G

*Continued on next page...*

*Continued from previous page...*

Mol	Chain	Res	Type
1	1	1077	A
1	1	1083	U
1	1	1084	A
1	1	1086	A
1	1	1087	G
1	1	1088	A
1	1	1089	A
1	1	1090	A
1	1	1099	G
1	1	1108	U
1	1	1109	C
1	1	1111	A
1	1	1112	G
1	1	1116	G
1	1	1119	U
1	1	1125	G
1	1	1130	U
1	1	1132	U
1	1	1133	A
1	1	1135	C
1	1	1136	G
1	1	1141	U
1	1	1142	A
1	1	1143	A
1	1	1172	C
1	1	1174	U
1	1	1176	U
1	1	1178	C
1	1	1179	G
1	1	1180	U
1	1	1182	G
1	1	1186	G
1	1	1204	A
1	1	1206	G
1	1	1212	G
1	1	1225	G
1	1	1236	G
1	1	1238	G
1	1	1253	A
1	1	1255	U
1	1	1256	G
1	1	1266	G

*Continued on next page...*

*Continued from previous page...*

Mol	Chain	Res	Type
1	1	1272	A
1	1	1273	U
1	1	1275	A
1	1	1276	A
1	1	1300	G
1	1	1301	A
1	1	1314	C
1	1	1321	A
1	1	1325	U
1	1	1329	U
1	1	1365	A
1	1	1368	G
1	1	1378	A
1	1	1379	U
1	1	1380	G
1	1	1383	A
1	1	1416	G
1	1	1417	C
1	1	1419	A
1	1	1421	G
1	1	1424	G
1	1	1426	G
1	1	1427	A
1	1	1428	C
1	1	1437	C
1	1	1444	G
1	1	1453	A
1	1	1454	C
1	1	1455	G
1	1	1458	U
1	1	1467	U
1	1	1468	U
1	1	1476	U
1	1	1479	G
1	1	1482	G
1	1	1490	A
1	1	1491	G
1	1	1492	G
1	1	1493	C
1	1	1494	A
1	1	1497	U
1	1	1498	C

*Continued on next page...*

*Continued from previous page...*

Mol	Chain	Res	Type
1	1	1501	G
1	1	1506	U
1	1	1508	A
1	1	1509	A
1	1	1510	G
1	1	1511	G
1	1	1513	U
1	1	1515	A
1	1	1522	A
1	1	1523	U
1	1	1526	C
1	1	1528	A
1	1	1529	G
1	1	1534	U
1	1	1535	A
1	1	1536	C
1	1	1540	G
1	1	1541	C
1	1	1544	A
1	1	1547	C
1	1	1553	A
1	1	1560	G
1	1	1566	A
1	1	1569	A
1	1	1577	C
1	1	1583	A
1	1	1584	U
1	1	1585	C
1	1	1587	G
1	1	1603	A
1	1	1607	C
1	1	1610	A
1	1	1615	C
1	1	1634	A
1	1	1639	C
1	1	1640	A
1	1	1647	U
1	1	1648	U
1	1	1665	A
1	1	1674	G
1	1	1715	G
1	1	1718	G

*Continued on next page...*

*Continued from previous page...*

Mol	Chain	Res	Type
1	1	1721	G
1	1	1723	G
1	1	1729	U
1	1	1731	G
1	1	1732	C
1	1	1733	G
1	1	1737	G
1	1	1738	G
1	1	1744	A
1	1	1755	A
1	1	1756	G
1	1	1758	U
1	1	1764	C
1	1	1773	A
1	1	1781	U
1	1	1784	A
1	1	1800	C
1	1	1801	A
1	1	1808	A
1	1	1809	A
1	1	1816	C
1	1	1829	A
1	1	1835	2MG
1	1	1848	A
1	1	1851	U
1	1	1857	G
1	1	1858	A
1	1	1866	A
1	1	1870	C
1	1	1872	A
1	1	1875	G
1	1	1876	A
1	1	1906	G
1	1	1913	A
1	1	1914	C
1	1	1918	A
1	1	1919	A
1	1	1929	G
1	1	1930	G
1	1	1931	U
1	1	1938	A
1	1	1939	5MU

*Continued on next page...*

*Continued from previous page...*

Mol	Chain	Res	Type
1	1	1943	U
1	1	1955	U
1	1	1964	G
1	1	1966	A
1	1	1967	C
1	1	1970	A
1	1	1971	U
1	1	1972	G
1	1	1991	U
1	1	1992	G
1	1	1993	U
1	1	1997	C
1	1	2020	A
1	1	2022	U
1	1	2023	C
1	1	2031	A
1	1	2033	A
1	1	2043	C
1	1	2055	C
1	1	2056	G
1	1	2059	A
1	1	2060	A
1	1	2061	G
1	1	2062	A
1	1	2068	U
1	1	2069	G7M
1	1	2077	A
1	1	2080	A
1	1	2093	G
1	1	2097	A
1	1	2099	U
1	1	2100	G
1	1	2101	A
1	1	2102	G
1	1	2103	C
1	1	2104	C
1	1	2106	U
1	1	2107	G
1	1	2108	A
1	1	2110	G
1	1	2111	U
1	1	2112	G

*Continued on next page...*

*Continued from previous page...*

Mol	Chain	Res	Type
1	1	2113	U
1	1	2115	G
1	1	2116	G
1	1	2117	A
1	1	2118	U
1	1	2119	A
1	1	2120	G
1	1	2122	U
1	1	2123	G
1	1	2126	A
1	1	2127	G
1	1	2128	G
1	1	2129	C
1	1	2130	U
1	1	2132	U
1	1	2133	G
1	1	2137	U
1	1	2139	U
1	1	2143	C
1	1	2146	C
1	1	2155	U
1	1	2157	G
1	1	2158	A
1	1	2161	C
1	1	2163	A
1	1	2164	C
1	1	2165	C
1	1	2166	U
1	1	2167	U
1	1	2168	G
1	1	2169	A
1	1	2171	A
1	1	2172	U
1	1	2174	C
1	1	2175	C
1	1	2183	A
1	1	2185	U
1	1	2186	G
1	1	2189	U
1	1	2190	G
1	1	2191	A
1	1	2194	U

*Continued on next page...*



*Continued from previous page...*

Mol	Chain	Res	Type
1	1	2198	A
1	1	2204	G
1	1	2211	A
1	1	2225	A
1	1	2238	G
1	1	2239	G
1	1	2243	U
1	1	2250	G
1	1	2251	OMG
1	1	2266	A
1	1	2279	G
1	1	2283	C
1	1	2287	A
1	1	2304	G
1	1	2305	U
1	1	2306	C
1	1	2309	A
1	1	2311	A
1	1	2312	U
1	1	2313	C
1	1	2319	G
1	1	2320	U
1	1	2322	A
1	1	2325	G
1	1	2333	A
1	1	2347	C
1	1	2350	C
1	1	2357	G
1	1	2361	G
1	1	2379	G
1	1	2383	G
1	1	2385	C
1	1	2402	U
1	1	2403	C
1	1	2423	U
1	1	2424	C
1	1	2425	A
1	1	2426	A
1	1	2428	G
1	1	2429	G
1	1	2430	A
1	1	2431	U

*Continued on next page...*

*Continued from previous page...*

Mol	Chain	Res	Type
1	1	2439	A
1	1	2441	U
1	1	2445	2MG
1	1	2447	G
1	1	2448	A
1	1	2473	U
1	1	2475	C
1	1	2476	A
1	1	2478	A
1	1	2480	C
1	1	2491	U
1	1	2494	G
1	1	2498	OMC
1	1	2499	C
1	1	2502	G
1	1	2504	PSU
1	1	2505	G
1	1	2506	U
1	1	2518	A
1	1	2529	G
1	1	2547	A
1	1	2554	U
1	1	2566	A
1	1	2567	G
1	1	2572	A
1	1	2582	G
1	1	2585	U
1	1	2586	U
1	1	2597	G
1	1	2602	A
1	1	2603	G
1	1	2609	U
1	1	2610	C
1	1	2611	C
1	1	2613	U
1	1	2615	U
1	1	2630	G
1	1	2639	A
1	1	2646	C
1	1	2661	G
1	1	2682	A
1	1	2685	G

*Continued on next page...*

*Continued from previous page...*

Mol	Chain	Res	Type
1	1	2687	U
1	1	2689	U
1	1	2690	U
1	1	2714	G
1	1	2725	A
1	1	2726	A
1	1	2729	G
1	1	2733	A
1	1	2744	G
1	1	2748	A
1	1	2752	C
1	1	2757	A
1	1	2765	A
1	1	2778	A
1	1	2780	G
1	1	2791	G
1	1	2794	C
1	1	2797	U
1	1	2798	U
1	1	2818	U
1	1	2820	A
1	1	2833	U
1	1	2849	U
1	1	2867	G
1	1	2872	A
1	1	2873	A
1	1	2880	C
1	1	2883	A
1	1	2893	A
1	1	2904	U
2	2	3	A
2	2	4	U
2	2	8	A
2	2	9	G
2	2	31	G
2	2	32	A
2	2	39	G
2	2	47	C
2	2	48	C
2	2	49	U
2	2	51	A
2	2	70	U

*Continued on next page...*

*Continued from previous page...*

Mol	Chain	Res	Type
2	2	71	A
2	2	75	G
2	2	77	A
2	2	78	A
2	2	82	G
2	2	83	C
2	2	84	U
2	2	85	U
2	2	86	G
2	2	87	C
2	2	88	U
2	2	90	C
2	2	91	U
2	2	92	U
2	2	94	G
2	2	95	C
2	2	98	A
2	2	102	G
2	2	108	G
2	2	121	U
2	2	122	G
2	2	128	G
2	2	129	A
2	2	130	A
2	2	131	A
2	2	137	U
2	2	141	G
2	2	143	A
2	2	144	G
2	2	168	G
2	2	170	U
2	2	171	A
2	2	174	A
2	2	180	U
2	2	181	A
2	2	189	A
2	2	196	A
2	2	197	A
2	2	199	A
2	2	204	G
2	2	206	C
2	2	209	U

*Continued on next page...*

*Continued from previous page...*

Mol	Chain	Res	Type
2	2	210	C
2	2	211	G
2	2	212	G
2	2	214	C
2	2	231	U
2	2	244	U
2	2	247	G
2	2	250	A
2	2	251	G
2	2	263	A
2	2	266	G
2	2	267	C
2	2	279	A
2	2	281	G
2	2	289	G
2	2	306	A
2	2	326	G
2	2	328	C
2	2	329	A
2	2	332	G
2	2	347	G
2	2	351	G
2	2	352	C
2	2	356	A
2	2	363	A
2	2	367	U
2	2	370	C
2	2	372	C
2	2	373	A
2	2	392	C
2	2	406	G
2	2	410	G
2	2	412	A
2	2	413	G
2	2	414	A
2	2	421	U
2	2	422	C
2	2	423	G
2	2	428	G
2	2	429	U
2	2	430	A
2	2	436	C

*Continued on next page...*

*Continued from previous page...*

Mol	Chain	Res	Type
2	2	439	U
2	2	448	A
2	2	451	A
2	2	452	A
2	2	453	G
2	2	458	U
2	2	463	U
2	2	465	A
2	2	466	A
2	2	467	U
2	2	468	A
2	2	469	C
2	2	473	U
2	2	476	U
2	2	478	A
2	2	479	U
2	2	481	G
2	2	484	G
2	2	485	U
2	2	486	U
2	2	495	A
2	2	496	A
2	2	497	G
2	2	499	A
2	2	506	G
2	2	509	A
2	2	511	C
2	2	518	C
2	2	521	G
2	2	527	G7M
2	2	528	C
2	2	532	A
2	2	533	A
2	2	542	G
2	2	547	A
2	2	549	C
2	2	559	A
2	2	560	A
2	2	564	C
2	2	572	A
2	2	573	A
2	2	576	C

*Continued on next page...*

*Continued from previous page...*

Mol	Chain	Res	Type
2	2	577	G
2	2	594	U
2	2	595	A
2	2	596	A
2	2	621	A
2	2	633	G
2	2	650	G
2	2	653	U
2	2	665	A
2	2	686	U
2	2	687	A
2	2	703	G
2	2	717	U
2	2	723	U
2	2	724	G
2	2	731	G
2	2	747	A
2	2	755	G
2	2	758	C
2	2	780	A
2	2	787	A
2	2	793	U
2	2	794	A
2	2	799	G
2	2	815	A
2	2	817	C
2	2	818	G
2	2	821	G
2	2	828	U
2	2	829	G
2	2	831	A
2	2	832	G
2	2	841	C
2	2	842	U
2	2	843	U
2	2	844	G
2	2	845	A
2	2	846	G
2	2	849	G
2	2	868	C
2	2	872	A
2	2	873	A

*Continued on next page...*

*Continued from previous page...*

Mol	Chain	Res	Type
2	2	876	C
2	2	889	A
2	2	907	A
2	2	914	A
2	2	934	C
2	2	958	A
2	2	959	A
2	2	960	U
2	2	961	U
2	2	966	2MG
2	2	969	A
2	2	971	G
2	2	975	A
2	2	976	G
2	2	977	A
2	2	984	C
2	2	989	U
2	2	992	U
2	2	993	G
2	2	994	A
2	2	995	C
2	2	996	A
2	2	1002	G
2	2	1003	G
2	2	1004	A
2	2	1014	A
2	2	1025	U
2	2	1028	C
2	2	1030	U
2	2	1031	C
2	2	1033	G
2	2	1035	A
2	2	1036	A
2	2	1037	C
2	2	1044	A
2	2	1045	C
2	2	1046	A
2	2	1053	G
2	2	1054	C
2	2	1064	G
2	2	1065	U
2	2	1066	C

*Continued on next page...*



*Continued from previous page...*

Mol	Chain	Res	Type
2	2	1070	U
2	2	1086	U
2	2	1095	U
2	2	1097	C
2	2	1098	C
2	2	1101	A
2	2	1104	G
2	2	1123	U
2	2	1124	G
2	2	1129	C
2	2	1133	G
2	2	1135	U
2	2	1136	C
2	2	1137	C
2	2	1138	G
2	2	1139	G
2	2	1140	C
2	2	1141	C
2	2	1145	A
2	2	1151	A
2	2	1152	A
2	2	1157	A
2	2	1158	C
2	2	1159	U
2	2	1167	A
2	2	1168	U
2	2	1169	A
2	2	1176	A
2	2	1177	G
2	2	1178	G
2	2	1179	A
2	2	1180	A
2	2	1184	G
2	2	1190	G
2	2	1191	A
2	2	1196	A
2	2	1197	A
2	2	1211	U
2	2	1212	U
2	2	1213	A
2	2	1216	A
2	2	1217	C

*Continued on next page...*

*Continued from previous page...*

Mol	Chain	Res	Type
2	2	1222	G
2	2	1226	C
2	2	1227	A
2	2	1238	A
2	2	1240	U
2	2	1241	G
2	2	1250	A
2	2	1254	A
2	2	1258	G
2	2	1260	G
2	2	1270	G
2	2	1275	A
2	2	1280	A
2	2	1285	A
2	2	1286	U
2	2	1287	A
2	2	1297	G
2	2	1299	A
2	2	1300	G
2	2	1305	G
2	2	1317	C
2	2	1320	C
2	2	1322	C
2	2	1323	G
2	2	1340	A
2	2	1346	A
2	2	1347	G
2	2	1348	U
2	2	1353	G
2	2	1357	A
2	2	1362	A
2	2	1363	A
2	2	1364	U
2	2	1365	G
2	2	1374	A
2	2	1376	U
2	2	1377	A
2	2	1379	G
2	2	1394	A
2	2	1397	C
2	2	1398	A
2	2	1419	G

*Continued on next page...*

*Continued from previous page...*

Mol	Chain	Res	Type
2	2	1422	G
2	2	1428	A
2	2	1431	A
2	2	1432	G
2	2	1440	U
2	2	1441	A
2	2	1446	A
2	2	1447	A
2	2	1451	U
2	2	1452	C
2	2	1453	G
2	2	1454	G
2	2	1493	A
2	2	1494	G
2	2	1499	A
2	2	1503	A
2	2	1505	G
2	2	1506	U
2	2	1507	A
2	2	1517	G
2	2	1529	G
2	2	1530	G
2	2	1531	A
2	2	1533	C
2	2	1534	A
2	2	1535	C
2	2	1536	C
2	2	1537	U
2	2	1540	U
3	3	12	C
3	3	13	G
3	3	15	A
3	3	16	G
3	3	24	G
3	3	25	U
3	3	34	A
3	3	35	C
3	3	37	C
3	3	41	G
3	3	43	C
3	3	45	A
3	3	56	G

*Continued on next page...*

*Continued from previous page...*

Mol	Chain	Res	Type
3	3	88	C
3	3	89	U
3	3	90	C
3	3	99	A
3	3	108	A
3	3	109	A
3	3	112	G
3	3	113	C
3	3	119	A
4	4	6	U
4	4	8	A
4	4	9	U
4	4	10	U
4	4	11	C
4	4	12	U
4	4	13	G
4	4	14	G
4	4	17	U
4	4	18	C
4	4	19	G
4	4	20	A
4	4	24	G
4	4	25	A
4	4	26	U
4	4	28	U
4	4	29	G
4	4	30	C
4	4	32	A
4	4	33	A
4	4	34	A
4	4	35	C
4	4	36	C
4	4	39	A
4	4	43	G
4	4	44	C
4	4	50	G
4	4	51	A
4	4	53	G
4	4	54	G
4	4	55	G
4	4	61	G
4	4	62	G

*Continued on next page...*

*Continued from previous page...*

Mol	Chain	Res	Type
4	4	64	C
4	4	67	G
4	4	68	U
4	4	71	A
4	4	77	G
4	4	86	A
4	4	87	G
4	4	91	C
4	4	92	A
4	4	93	A
4	4	94	A
4	4	95	C
4	4	96	G
4	4	99	G
4	4	100	A
4	4	102	A
4	4	104	C
4	4	105	U
4	4	106	A
4	4	107	C
4	4	114	G
4	4	116	A
4	4	120	U
4	4	121	A
4	4	122	A
4	4	123	U
4	4	125	A
4	4	126	C
4	4	127	C
4	4	128	U
4	4	129	G
4	4	130	C
4	4	131	U
4	4	134	G
4	4	138	C
4	4	140	U
4	4	143	C
4	4	144	U
4	4	145	C
4	4	146	C
4	4	149	A
4	4	154	C

*Continued on next page...*

*Continued from previous page...*

Mol	Chain	Res	Type
4	4	155	C
4	4	156	G
4	4	157	C
4	4	158	U
4	4	160	U
4	4	162	A
4	4	164	G
4	4	165	A
4	4	166	C
4	4	168	G
4	4	170	G
4	4	172	U
4	4	175	A
4	4	176	G
4	4	180	G
4	4	181	G
4	4	182	U
4	4	183	C
4	4	184	A
4	4	186	A
4	4	188	C
4	4	195	A
4	4	196	G
4	4	197	A
4	4	198	U
4	4	199	C
4	4	200	G
4	4	205	G
4	4	206	A
4	4	208	G
4	4	209	C
4	4	210	C
4	4	211	C
4	4	213	G
4	4	214	C
4	4	216	U
4	4	218	G
4	4	222	U
4	4	223	G
4	4	224	A
4	4	225	A
4	4	227	C

*Continued on next page...*

*Continued from previous page...*

Mol	Chain	Res	Type
4	4	228	G
4	4	230	U
4	4	231	A
4	4	233	A
4	4	236	U
4	4	240	U
4	4	245	C
4	4	246	U
4	4	247	A
4	4	248	G
4	4	251	U
4	4	252	G
4	4	256	G
4	4	258	G
4	4	263	G
4	4	264	U
4	4	265	C
4	4	267	G
4	4	268	U
4	4	270	C
4	4	271	G
4	4	274	G
4	4	278	G
4	4	281	A
4	4	283	C
4	4	285	A
4	4	287	U
4	4	290	A
4	4	296	U
4	4	299	C
4	4	300	U
4	4	301	A
4	4	302	A
4	4	305	A
4	4	307	G
4	4	308	U
4	4	309	A
4	4	313	C
4	4	315	G
4	4	317	G
4	4	318	G
4	4	321	G

*Continued on next page...*

*Continued from previous page...*

Mol	Chain	Res	Type
4	4	323	A
4	4	328	U
4	4	330	U
4	4	331	C
4	4	333	G
4	4	335	C
4	4	336	G
4	4	339	G
4	4	340	G
4	4	342	PSU
4	4	343	C
4	4	344	A
4	4	347	PSU
4	4	359	C
4	4	362	C
4	4	363	A
7	7	8	4SU
7	7	20	U
7	7	22	G
7	7	43	C
7	7	44	G
7	7	45	U
7	7	46	G7M
7	7	49	C
7	7	58	A
7	7	60	U
7	7	65	G
7	7	67	C
7	7	72	C
8	8	3	G
8	8	6	G
8	8	8	U
8	8	9	G
8	8	10	A
8	8	11	G
8	8	12	G
8	8	13	U
8	8	14	U
8	8	15	U

All (55) RNA pucker outliers are listed below:



Mol	Chain	Res	Type
1	1	100	U
1	1	139	U
1	1	271	G
1	1	404	A
1	1	428	A
1	1	647	G
1	1	784	G
1	1	1275	A
1	1	1379	U
1	1	1454	C
1	1	1525	A
1	1	1847	A
1	1	1912	A
1	1	2103	C
1	1	2128	G
1	1	2190	G
1	1	2193	G
1	1	2286	G
1	1	2332	C
1	1	2401	U
1	1	2425	A
1	1	2596	U
1	1	2756	U
1	1	2903	U
2	2	81	A
2	2	94	G
2	2	203	G
2	2	325	A
2	2	391	G
2	2	429	U
2	2	466	A
2	2	988	G
2	2	1001	C
2	2	1123	U
2	2	1296	C
2	2	1346	A
2	2	1375	A
2	2	1534	A
3	3	34	A
3	3	42	C
3	3	89	U
4	4	53	G
4	4	95	C

*Continued on next page...*

*Continued from previous page...*

Mol	Chain	Res	Type
4	4	148	U
4	4	229	U
4	4	308	U
4	4	314	C
4	4	316	A
4	4	327	A
4	4	334	A
4	4	335	C
7	7	16	U
7	7	19	G
7	7	66	U
8	8	14	U

## 5.4 Non-standard residues in protein, DNA, RNA chains ⓘ

46 non-standard protein/DNA/RNA residues are modelled in this entry.

In the following table, the Counts columns list the number of bonds (or angles) for which Mogul statistics could be retrieved, the number of bonds (or angles) that are observed in the model and the number of bonds (or angles) that are defined in the Chemical Component Dictionary. The Link column lists molecule types, if any, to which the group is linked. The Z score for a bond length (or angle) is the number of standard deviations the observed value is removed from the expected value. A bond length (or angle) with  $|Z| > 2$  is considered an outlier worth inspection. RMSZ is the root-mean-square of all Z scores of the bond lengths (or angles).

Mol	Type	Chain	Res	Link	Bond lengths			Bond angles		
					Counts	RMSZ	# $ Z  > 2$	Counts	RMSZ	# $ Z  > 2$
1	6MZ	1	1618	1	18,25,26	2.00	3 (16%)	16,36,39	2.08	4 (25%)
4	5MU	4	341	4	19,22,23	5.27	5 (26%)	28,32,35	3.52	9 (32%)
7	MIA	7	37	7	24,31,32	2.49	3 (12%)	26,44,47	3.52	8 (30%)
1	5MU	1	747	1	19,22,23	5.26	5 (26%)	28,32,35	3.60	9 (32%)
1	5MU	1	1939	1	19,22,23	5.27	5 (26%)	28,32,35	3.60	9 (32%)
1	5MC	1	1962	1	18,22,23	3.74	7 (38%)	26,32,35	1.04	2 (7%)
2	2MG	2	966	2	18,26,27	2.73	6 (33%)	16,38,41	1.47	3 (18%)
2	4OC	2	1402	2	20,23,24	3.21	8 (40%)	26,32,35	0.88	1 (3%)
2	2MG	2	1516	2	18,26,27	2.72	6 (33%)	16,38,41	1.42	4 (25%)
1	PSU	1	955	1	18,21,22	1.10	1 (5%)	22,30,33	1.74	4 (18%)
7	3AU	7	47	7	24,28,29	2.40	8 (33%)	33,40,43	1.23	2 (6%)
2	MA6	2	1519	2	18,26,27	1.46	3 (16%)	19,38,41	4.25	3 (15%)
1	PSU	1	1917	1	18,21,22	1.14	2 (11%)	22,30,33	1.84	5 (22%)

Mol	Type	Chain	Res	Link	Bond lengths			Bond angles		
					Counts	RMSZ	# Z  > 2	Counts	RMSZ	# Z  > 2
7	PSU	7	39	7	18,21,22	1.10	1 (5%)	22,30,33	1.73	4 (18%)
2	PSU	2	516	2	18,21,22	1.08	1 (5%)	22,30,33	1.75	4 (18%)
2	MA6	2	1518	2	18,26,27	1.45	3 (16%)	19,38,41	4.25	3 (15%)
1	OMC	1	2498	59,1	19,22,23	3.40	8 (42%)	26,31,34	0.75	0
1	G7M	1	2069	1	20,26,27	2.47	7 (35%)	17,39,42	1.14	1 (5%)
1	3TD	1	1915	1	18,22,23	4.22	6 (33%)	22,32,35	1.65	3 (13%)
1	2MA	1	2503	59,1	19,25,26	3.46	5 (26%)	21,37,40	3.58	4 (19%)
2	G7M	2	527	2	20,26,27	2.49	7 (35%)	17,39,42	1.14	1 (5%)
2	5MC	2	967	2	18,22,23	3.75	7 (38%)	26,32,35	0.98	1 (3%)
7	5MU	7	54	7	19,22,23	5.19	5 (26%)	28,32,35	3.51	9 (32%)
7	PSU	7	32	7	18,21,22	1.10	1 (5%)	22,30,33	1.69	5 (22%)
1	OMG	1	2251	7,1	18,26,27	2.90	7 (38%)	19,38,41	1.50	4 (21%)
21	4D4	M	81	21	9,11,12	2.03	2 (22%)	8,13,15	1.86	3 (37%)
1	PSU	1	2605	1	18,21,22	1.11	1 (5%)	22,30,33	1.75	4 (18%)
49	0TD	q	89	49	7,9,10	1.47	0	6,11,13	2.02	2 (33%)
2	2MG	2	1207	2	18,26,27	2.74	6 (33%)	16,38,41	1.43	3 (18%)
1	1MG	1	745	1	18,26,27	2.59	5 (27%)	19,39,42	1.42	3 (15%)
1	6MZ	1	2030	1	18,25,26	1.99	3 (16%)	16,36,39	2.18	4 (25%)
1	2MG	1	1835	1	18,26,27	2.73	6 (33%)	16,38,41	1.47	3 (18%)
1	2MG	1	2445	1	18,26,27	2.68	6 (33%)	16,38,41	1.41	3 (18%)
7	PSU	7	55	7	18,21,22	1.10	1 (5%)	22,30,33	1.74	4 (18%)
7	4SU	7	8	7	18,21,22	3.83	7 (38%)	26,30,33	2.23	4 (15%)
1	PSU	1	2457	1	18,21,22	1.04	1 (5%)	22,30,33	1.73	4 (18%)
2	5MC	2	1407	2	18,22,23	3.76	7 (38%)	26,32,35	0.99	2 (7%)
1	PSU	1	2580	1	18,21,22	1.05	1 (5%)	22,30,33	1.86	5 (22%)
4	PSU	4	342	4	18,21,22	1.12	1 (5%)	22,30,33	1.76	4 (18%)
7	G7M	7	46	7	20,26,27	4.49	9 (45%)	17,39,42	1.04	1 (5%)
1	PSU	1	2504	1	18,21,22	1.09	1 (5%)	22,30,33	1.76	4 (18%)
1	OMU	1	2552	1	19,22,23	2.99	8 (42%)	26,31,34	1.70	5 (19%)
1	PSU	1	1911	1	18,21,22	1.08	1 (5%)	22,30,33	1.76	4 (18%)
4	PSU	4	347	4	18,21,22	1.10	1 (5%)	22,30,33	1.82	5 (22%)
1	PSU	1	746	59,1	18,21,22	1.07	1 (5%)	22,30,33	1.71	5 (22%)
2	UR3	2	1498	2	19,22,23	3.01	8 (42%)	26,32,35	1.29	2 (7%)

In the following table, the Chirals column lists the number of chiral outliers, the number of chiral

centers analysed, the number of these observed in the model and the number defined in the Chemical Component Dictionary. Similar counts are reported in the Torsion and Rings columns. '-' means no outliers of that kind were identified.

Mol	Type	Chain	Res	Link	Chirals	Torsions	Rings
1	6MZ	1	1618	1	-	2/5/27/28	0/3/3/3
4	5MU	4	341	4	-	2/7/25/26	0/2/2/2
7	MIA	7	37	7	-	2/11/33/34	0/3/3/3
1	5MU	1	747	1	-	1/7/25/26	0/2/2/2
1	5MU	1	1939	1	-	0/7/25/26	0/2/2/2
1	5MC	1	1962	1	-	0/7/25/26	0/2/2/2
2	2MG	2	966	2	-	2/5/27/28	0/3/3/3
2	4OC	2	1402	2	-	0/9/29/30	0/2/2/2
2	2MG	2	1516	2	-	0/5/27/28	0/3/3/3
1	PSU	1	955	1	-	0/7/25/26	0/2/2/2
7	3AU	7	47	7	-	1/16/34/35	0/2/2/2
2	MA6	2	1519	2	-	2/7/29/30	0/3/3/3
1	PSU	1	1917	1	-	0/7/25/26	0/2/2/2
7	PSU	7	39	7	-	0/7/25/26	0/2/2/2
2	PSU	2	516	2	-	0/7/25/26	0/2/2/2
2	MA6	2	1518	2	-	2/7/29/30	0/3/3/3
1	OMC	1	2498	59,1	-	2/9/27/28	0/2/2/2
1	G7M	1	2069	1	-	1/3/25/26	0/3/3/3
1	3TD	1	1915	1	-	4/7/25/26	0/2/2/2
1	2MA	1	2503	59,1	-	3/3/25/26	0/3/3/3
2	G7M	2	527	2	-	2/3/25/26	0/3/3/3
2	5MC	2	967	2	-	0/7/25/26	0/2/2/2
7	5MU	7	54	7	-	0/7/25/26	0/2/2/2
7	PSU	7	32	7	-	0/7/25/26	0/2/2/2
1	OMG	1	2251	7,1	-	3/5/27/28	0/3/3/3
21	4D4	M	81	21	-	4/11/12/14	-
1	PSU	1	2605	1	-	0/7/25/26	0/2/2/2
49	0TD	q	89	49	-	5/7/12/14	-
2	2MG	2	1207	2	-	0/5/27/28	0/3/3/3
1	1MG	1	745	1	-	0/3/25/26	0/3/3/3
1	6MZ	1	2030	1	-	4/5/27/28	0/3/3/3
1	2MG	1	1835	1	-	0/5/27/28	0/3/3/3
1	2MG	1	2445	1	-	3/5/27/28	0/3/3/3
7	PSU	7	55	7	-	0/7/25/26	0/2/2/2
7	4SU	7	8	7	-	1/7/25/26	0/2/2/2
1	PSU	1	2457	1	-	0/7/25/26	0/2/2/2

*Continued on next page...*

*Continued from previous page...*

Mol	Type	Chain	Res	Link	Chirals	Torsions	Rings
2	5MC	2	1407	2	-	0/7/25/26	0/2/2/2
1	PSU	1	2580	1	-	0/7/25/26	0/2/2/2
4	PSU	4	342	4	-	2/7/25/26	0/2/2/2
7	G7M	7	46	7	-	2/3/25/26	0/3/3/3
1	PSU	1	2504	1	-	2/7/25/26	0/2/2/2
1	OMU	1	2552	1	-	0/9/27/28	0/2/2/2
1	PSU	1	1911	1	-	0/7/25/26	0/2/2/2
4	PSU	4	347	4	-	0/7/25/26	0/2/2/2
1	PSU	1	746	59,1	-	2/7/25/26	0/2/2/2
2	UR3	2	1498	2	-	2/7/25/26	0/2/2/2

All (196) bond length outliers are listed below:

Mol	Chain	Res	Type	Atoms	Z	Observed(Å)	Ideal(Å)
4	4	341	5MU	C6-N1	12.75	1.59	1.38
1	1	1939	5MU	C6-N1	12.71	1.59	1.38
1	1	747	5MU	C6-N1	12.70	1.59	1.38
7	7	54	5MU	C6-N1	12.64	1.59	1.38
1	1	1915	3TD	C6-C5	12.36	1.49	1.35
1	1	1939	5MU	C2-N1	12.13	1.57	1.38
4	4	341	5MU	C4-C5	12.11	1.64	1.44
1	1	747	5MU	C2-N1	12.07	1.57	1.38
1	1	1939	5MU	C4-C5	12.06	1.64	1.44
7	7	54	5MU	C2-N1	12.04	1.57	1.38
1	1	747	5MU	C4-C5	11.98	1.64	1.44
4	4	341	5MU	C2-N1	11.95	1.57	1.38
7	7	54	5MU	C4-C5	11.70	1.64	1.44
7	7	46	G7M	C8-N9	11.26	1.53	1.33
7	7	46	G7M	C8-N7	10.95	1.53	1.33
2	2	967	5MC	C6-C5	9.64	1.50	1.34
1	1	1962	5MC	C6-C5	9.62	1.50	1.34
2	2	1407	5MC	C6-C5	9.62	1.50	1.34
1	1	1915	3TD	C2-N1	9.42	1.49	1.37
1	1	2503	2MA	C4-N3	8.82	1.49	1.35
7	7	37	MIA	C2-S10	8.49	1.82	1.75
7	7	8	4SU	C4-N3	8.37	1.46	1.37
1	1	2503	2MA	C2-N3	7.73	1.47	1.34
7	7	47	3AU	O4-C4	7.68	1.40	1.23
2	2	1498	UR3	C2-N1	7.67	1.49	1.38
7	7	37	MIA	C6-N6	7.41	1.48	1.34
2	2	1402	4OC	C4-N3	7.25	1.45	1.32

*Continued on next page...*

*Continued from previous page...*

Mol	Chain	Res	Type	Atoms	Z	Observed(Å)	Ideal(Å)
1	1	1618	6MZ	C6-N6	7.20	1.46	1.35
1	1	2030	6MZ	C6-N6	7.17	1.46	1.35
7	7	8	4SU	C2-N3	7.09	1.50	1.38
7	7	8	4SU	C2-N1	7.00	1.49	1.38
1	1	745	1MG	C2-N3	6.84	1.47	1.34
1	1	2498	OMC	C2-N3	6.75	1.50	1.36
1	1	2251	OMG	C2-N2	6.75	1.50	1.34
1	1	2498	OMC	C6-C5	6.66	1.50	1.35
2	2	967	5MC	C4-N3	6.65	1.45	1.34
2	2	1407	5MC	C2-N3	6.61	1.49	1.36
2	2	1407	5MC	C4-N3	6.61	1.45	1.34
1	1	1962	5MC	C4-N3	6.60	1.45	1.34
1	1	1962	5MC	C2-N3	6.59	1.49	1.36
2	2	967	5MC	C2-N3	6.59	1.49	1.36
7	7	46	G7M	C2-N3	6.58	1.49	1.33
1	1	2552	OMU	C2-N1	6.49	1.48	1.38
1	1	2503	2MA	C2-N1	6.45	1.45	1.34
1	1	2498	OMC	C4-N4	6.42	1.49	1.33
1	1	2552	OMU	C2-N3	6.33	1.49	1.38
2	2	1402	4OC	C6-C5	6.30	1.49	1.35
2	2	1402	4OC	C2-N3	6.21	1.48	1.36
4	4	341	5MU	C4-N3	-6.20	1.27	1.38
1	1	747	5MU	C4-N3	-6.18	1.27	1.38
1	1	1939	5MU	C4-N3	-6.18	1.27	1.38
2	2	1498	UR3	C6-C5	6.14	1.49	1.35
7	7	54	5MU	C4-N3	-6.10	1.27	1.38
2	2	1516	2MG	C2-N1	6.09	1.46	1.36
2	2	966	2MG	C2-N1	6.07	1.46	1.36
7	7	8	4SU	C6-C5	6.05	1.49	1.35
2	2	1207	2MG	C2-N1	6.04	1.46	1.36
1	1	1835	2MG	C2-N2	6.04	1.46	1.33
1	1	745	1MG	C4-N3	5.98	1.51	1.37
2	2	966	2MG	C2-N2	5.97	1.46	1.33
2	2	1207	2MG	C2-N2	5.96	1.46	1.33
1	1	1835	2MG	C2-N1	5.95	1.46	1.36
1	1	2445	2MG	C2-N1	5.95	1.46	1.36
2	2	1516	2MG	C2-N2	5.89	1.46	1.33
1	1	1915	3TD	C6-N1	5.87	1.46	1.36
1	1	2445	2MG	C2-N2	5.86	1.46	1.33
2	2	1498	UR3	C2-N3	5.84	1.50	1.39
1	1	747	5MU	C6-C5	5.74	1.44	1.34
4	4	341	5MU	C6-C5	5.71	1.44	1.34

*Continued on next page...*

*Continued from previous page...*

Mol	Chain	Res	Type	Atoms	Z	Observed(Å)	Ideal(Å)
1	1	1939	5MU	C6-C5	5.70	1.44	1.34
1	1	2498	OMC	C4-N3	5.63	1.45	1.34
2	2	527	G7M	C2-N3	5.54	1.46	1.33
7	7	54	5MU	C6-C5	5.47	1.43	1.34
1	1	2069	G7M	C2-N3	5.38	1.46	1.33
2	2	527	G7M	C4-N3	5.33	1.50	1.37
1	1	2251	OMG	C4-N3	5.30	1.50	1.37
7	7	46	G7M	C2-N2	5.29	1.46	1.34
21	M	81	4D4	CZ-NE	5.22	1.43	1.33
1	1	2251	OMG	C2-N3	5.19	1.45	1.33
1	1	2498	OMC	C2-N1	5.11	1.51	1.40
1	1	2503	2MA	C6-N1	5.11	1.43	1.33
1	1	2069	G7M	C4-N3	5.09	1.49	1.37
1	1	1835	2MG	C4-N3	5.05	1.49	1.37
7	7	8	4SU	C5-C4	4.99	1.49	1.42
2	2	1407	5MC	C6-N1	4.99	1.46	1.38
2	2	967	5MC	C6-N1	4.96	1.46	1.38
1	1	2552	OMU	C6-C5	4.95	1.46	1.35
2	2	966	2MG	C4-N3	4.91	1.49	1.37
2	2	1207	2MG	C4-N3	4.91	1.49	1.37
7	7	47	3AU	C4-N3	-4.90	1.33	1.40
1	1	1962	5MC	C6-N1	4.87	1.46	1.38
1	1	2445	2MG	C4-N3	4.86	1.49	1.37
2	2	1516	2MG	C4-N3	4.83	1.49	1.37
2	2	527	G7M	C2-N2	4.80	1.45	1.34
1	1	2069	G7M	C2-N2	4.75	1.45	1.34
7	7	46	G7M	C6-N1	4.74	1.44	1.37
2	2	1402	4OC	C4-N4	4.66	1.45	1.35
7	7	46	G7M	C2-N1	4.64	1.49	1.37
1	1	1915	3TD	C2-N3	4.62	1.48	1.38
2	2	1407	5MC	C4-N4	4.57	1.46	1.34
1	1	1962	5MC	C4-N4	4.55	1.45	1.34
2	2	967	5MC	C4-N4	4.55	1.45	1.34
1	1	2552	OMU	O2-C2	-4.46	1.14	1.23
2	2	1207	2MG	C5-C6	4.44	1.56	1.47
2	2	1516	2MG	C5-C6	4.44	1.56	1.47
2	2	966	2MG	C5-C6	4.37	1.56	1.47
1	1	2445	2MG	C5-C6	4.34	1.56	1.47
1	1	1835	2MG	C5-C6	4.34	1.56	1.47
2	2	1402	4OC	C2-N1	4.32	1.49	1.40
1	1	1962	5MC	C2-N1	4.30	1.49	1.40
2	2	1407	5MC	C2-N1	4.29	1.49	1.40

*Continued on next page...*

*Continued from previous page...*

Mol	Chain	Res	Type	Atoms	Z	Observed(Å)	Ideal(Å)
2	2	1519	MA6	C9-N6	4.28	1.55	1.45
2	2	967	5MC	C2-N1	4.27	1.49	1.40
2	2	1518	MA6	C9-N6	4.22	1.55	1.45
1	1	2251	OMG	C2-N1	4.19	1.48	1.37
7	7	8	4SU	C4-S4	-4.13	1.60	1.68
2	2	1402	4OC	C5-C4	4.04	1.49	1.40
7	7	46	G7M	C4-N3	3.95	1.47	1.37
1	1	745	1MG	C2-N2	3.92	1.41	1.34
1	1	2069	G7M	C6-N1	3.85	1.43	1.37
2	2	1498	UR3	C6-N1	3.79	1.47	1.38
4	4	342	PSU	C6-C5	3.78	1.39	1.35
2	2	527	G7M	C6-N1	3.74	1.43	1.37
1	1	2251	OMG	C5-C6	3.70	1.54	1.47
7	7	32	PSU	C6-C5	3.68	1.39	1.35
1	1	2552	OMU	C4-N3	3.68	1.45	1.38
1	1	955	PSU	C6-C5	3.64	1.39	1.35
4	4	347	PSU	C6-C5	3.64	1.39	1.35
7	7	55	PSU	C6-C5	3.63	1.39	1.35
1	1	2605	PSU	C6-C5	3.62	1.39	1.35
7	7	39	PSU	C6-C5	3.62	1.39	1.35
1	1	2504	PSU	C6-C5	3.59	1.39	1.35
1	1	2498	OMC	C6-N1	3.57	1.46	1.38
1	1	746	PSU	C6-C5	3.54	1.39	1.35
1	1	1911	PSU	C6-C5	3.53	1.39	1.35
1	1	1917	PSU	C6-C5	3.52	1.39	1.35
2	2	516	PSU	C6-C5	3.50	1.39	1.35
7	7	47	3AU	C2-N3	-3.50	1.32	1.38
1	1	2552	OMU	O4-C4	-3.49	1.17	1.24
2	2	1516	2MG	C6-N1	3.44	1.43	1.37
2	2	1207	2MG	C6-N1	3.43	1.43	1.37
1	1	2503	2MA	C6-C5	3.42	1.56	1.43
2	2	966	2MG	C6-N1	3.39	1.42	1.37
7	7	46	G7M	C5-C6	3.39	1.54	1.45
1	1	2069	G7M	C5-C6	3.36	1.54	1.45
2	2	527	G7M	C5-C6	3.35	1.54	1.45
1	1	2457	PSU	C6-C5	3.34	1.39	1.35
1	1	1835	2MG	C6-N1	3.33	1.42	1.37
1	1	2445	2MG	C6-N1	3.27	1.42	1.37
7	7	47	3AU	C2-N1	-3.25	1.33	1.38
1	1	2580	PSU	C6-C5	3.25	1.39	1.35
7	7	8	4SU	C6-N1	3.22	1.45	1.38
2	2	1402	4OC	C6-N1	3.19	1.45	1.38

*Continued on next page...*



*Continued from previous page...*

Mol	Chain	Res	Type	Atoms	Z	Observed(Å)	Ideal(Å)
7	7	46	G7M	C5-C4	3.15	1.45	1.39
1	1	2552	OMU	C6-N1	2.97	1.45	1.38
1	1	745	1MG	C5-C6	2.95	1.56	1.47
1	1	2251	OMG	C6-N1	2.92	1.42	1.37
1	1	2498	OMC	O2-C2	-2.90	1.18	1.23
2	2	1498	UR3	C5-C4	2.90	1.51	1.43
1	1	1915	3TD	C4-N3	2.83	1.46	1.40
1	1	2498	OMC	C5-C4	2.81	1.49	1.42
1	1	2069	G7M	C2-N1	2.77	1.44	1.37
2	2	527	G7M	C2-N1	2.71	1.44	1.37
2	2	1407	5MC	O2-C2	-2.67	1.18	1.23
1	1	1962	5MC	O2-C2	-2.66	1.18	1.23
2	2	967	5MC	O2-C2	-2.64	1.18	1.23
1	1	745	1MG	C5-C4	-2.64	1.36	1.43
2	2	1402	4OC	O2-C2	-2.59	1.18	1.23
2	2	1518	MA6	C5-C4	-2.53	1.34	1.40
1	1	2030	6MZ	C5-C4	-2.52	1.34	1.40
2	2	1519	MA6	C5-C4	-2.49	1.34	1.40
1	1	1618	6MZ	C5-C4	-2.49	1.34	1.40
1	1	1618	6MZ	C2-N3	2.48	1.36	1.32
1	1	1915	3TD	O4-C4	-2.47	1.17	1.23
7	7	47	3AU	C6-N1	-2.42	1.32	1.38
2	2	1498	UR3	O4-C4	-2.42	1.18	1.23
21	M	81	4D4	CZ-NH1	2.41	1.44	1.34
2	2	1498	UR3	O2-C2	-2.41	1.18	1.22
1	1	2030	6MZ	C2-N3	2.39	1.35	1.32
2	2	1498	UR3	C4-N3	2.37	1.46	1.40
1	1	2552	OMU	C5-C4	2.36	1.48	1.43
7	7	37	MIA	C5-C4	-2.29	1.34	1.40
1	1	1835	2MG	C5-C4	-2.23	1.37	1.43
7	7	47	3AU	C6-C5	2.23	1.40	1.35
2	2	1207	2MG	C5-C4	-2.22	1.37	1.43
2	2	1516	2MG	C5-C4	-2.21	1.37	1.43
1	1	2445	2MG	C5-C4	-2.17	1.37	1.43
2	2	966	2MG	C5-C4	-2.17	1.37	1.43
1	1	1917	PSU	O4'-C1'	-2.14	1.40	1.43
1	1	2069	G7M	O6-C6	-2.14	1.19	1.23
2	2	1518	MA6	C2-N3	2.14	1.35	1.32
2	2	527	G7M	O6-C6	-2.11	1.19	1.23
7	7	47	3AU	C10-N3	2.10	1.52	1.47
1	1	2251	OMG	C5-C4	-2.10	1.37	1.43
2	2	1519	MA6	C2-N3	2.03	1.35	1.32

*Continued on next page...*

*Continued from previous page...*

Mol	Chain	Res	Type	Atoms	Z	Observed(Å)	Ideal(Å)
7	7	47	3AU	O2-C2	-2.02	1.18	1.22

All (176) bond angle outliers are listed below:

Mol	Chain	Res	Type	Atoms	Z	Observed(°)	Ideal(°)
2	2	1519	MA6	N1-C6-N6	-15.63	100.61	117.06
2	2	1518	MA6	N1-C6-N6	-15.48	100.76	117.06
1	1	2503	2MA	C1'-N9-C4	14.56	152.22	126.64
1	1	747	5MU	C5-C4-N3	11.99	125.55	115.31
1	1	1939	5MU	C5-C4-N3	11.99	125.55	115.31
7	7	54	5MU	C5-C4-N3	11.83	125.41	115.31
4	4	341	5MU	C5-C4-N3	11.79	125.37	115.31
7	7	37	MIA	C1'-N9-C4	-10.95	107.40	126.64
7	7	37	MIA	C11-S10-C2	10.13	109.83	102.27
1	1	1939	5MU	C5-C6-N1	-9.93	113.12	123.34
1	1	747	5MU	C5-C6-N1	-9.87	113.18	123.34
4	4	341	5MU	C5-C6-N1	-9.50	113.56	123.34
7	7	54	5MU	C5-C6-N1	-9.10	113.98	123.34
2	2	1518	MA6	C1'-N9-C4	8.17	140.99	126.64
2	2	1519	MA6	C1'-N9-C4	7.88	140.49	126.64
7	7	8	4SU	C4-N3-C2	-7.83	119.74	127.34
7	7	37	MIA	S10-C2-N1	5.91	136.46	116.01
1	1	2030	6MZ	N3-C2-N1	-5.59	119.94	128.68
7	7	8	4SU	C5-C4-N3	5.57	119.86	114.69
2	2	1518	MA6	N3-C2-N1	-5.56	119.99	128.68
1	1	1618	6MZ	N3-C2-N1	-5.53	120.04	128.68
7	7	54	5MU	O4-C4-C5	-5.52	118.50	124.90
2	2	1519	MA6	N3-C2-N1	-5.50	120.08	128.68
1	1	2503	2MA	C2-N3-C4	5.47	119.97	115.52
1	1	2552	OMU	C4-N3-C2	-5.23	119.68	126.58
1	1	1915	3TD	N1-C2-N3	5.01	120.09	116.14
1	1	1939	5MU	O4-C4-C5	-4.83	119.30	124.90
1	1	747	5MU	O4-C4-C5	-4.83	119.30	124.90
1	1	1939	5MU	C4-N3-C2	-4.82	121.12	127.35
1	1	747	5MU	C4-N3-C2	-4.78	121.16	127.35
2	2	1498	UR3	C4-N3-C2	-4.76	120.08	124.56
4	4	347	PSU	C4-N3-C2	-4.63	119.66	126.34
4	4	347	PSU	N1-C2-N3	4.61	120.36	115.13
1	1	2580	PSU	N1-C2-N3	4.58	120.32	115.13
1	1	1911	PSU	C4-N3-C2	-4.55	119.79	126.34
4	4	341	5MU	C4-N3-C2	-4.55	121.46	127.35
1	1	2504	PSU	C4-N3-C2	-4.53	119.81	126.34

*Continued on next page...*

*Continued from previous page...*

Mol	Chain	Res	Type	Atoms	Z	Observed(°)	Ideal(°)
7	7	55	PSU	C4-N3-C2	-4.53	119.82	126.34
2	2	516	PSU	C4-N3-C2	-4.52	119.82	126.34
1	1	746	PSU	C4-N3-C2	-4.51	119.83	126.34
4	4	342	PSU	N1-C2-N3	4.50	120.22	115.13
1	1	2580	PSU	C4-N3-C2	-4.47	119.90	126.34
1	1	2605	PSU	C4-N3-C2	-4.47	119.91	126.34
1	1	2504	PSU	N1-C2-N3	4.46	120.18	115.13
1	1	1917	PSU	C4-N3-C2	-4.44	119.94	126.34
4	4	341	5MU	O4-C4-C5	-4.43	119.76	124.90
1	1	955	PSU	C4-N3-C2	-4.43	119.95	126.34
1	1	2457	PSU	C4-N3-C2	-4.42	119.97	126.34
1	1	955	PSU	N1-C2-N3	4.42	120.14	115.13
4	4	341	5MU	C5M-C5-C4	4.42	123.63	118.77
1	1	1917	PSU	N1-C2-N3	4.41	120.12	115.13
1	1	1911	PSU	N1-C2-N3	4.40	120.12	115.13
1	1	746	PSU	N1-C2-N3	4.40	120.12	115.13
1	1	2605	PSU	N1-C2-N3	4.40	120.11	115.13
7	7	39	PSU	C4-N3-C2	-4.40	120.00	126.34
4	4	342	PSU	C4-N3-C2	-4.39	120.02	126.34
2	2	516	PSU	N1-C2-N3	4.37	120.09	115.13
1	1	1939	5MU	N3-C2-N1	4.37	120.69	114.89
7	7	39	PSU	N1-C2-N3	4.37	120.08	115.13
1	1	747	5MU	N3-C2-N1	4.35	120.66	114.89
7	7	55	PSU	N1-C2-N3	4.35	120.05	115.13
1	1	2457	PSU	N1-C2-N3	4.32	120.03	115.13
7	7	32	PSU	C4-N3-C2	-4.32	120.11	126.34
4	4	341	5MU	N3-C2-N1	4.32	120.62	114.89
7	7	54	5MU	C4-N3-C2	-4.31	121.78	127.35
7	7	32	PSU	N1-C2-N3	4.30	120.00	115.13
1	1	747	5MU	C5M-C5-C4	4.20	123.39	118.77
7	7	54	5MU	C5M-C5-C4	4.18	123.37	118.77
1	1	747	5MU	C5M-C5-C6	-4.13	117.33	122.85
7	7	37	MIA	S10-C2-N3	-4.12	101.80	116.10
4	4	341	5MU	C5M-C5-C6	-4.12	117.35	122.85
1	1	745	1MG	C5-C6-N1	4.11	120.08	113.90
7	7	37	MIA	C12-C13-C14	-4.08	119.20	127.14
1	1	1939	5MU	C5M-C5-C4	4.08	123.26	118.77
1	1	1939	5MU	C5M-C5-C6	-4.08	117.41	122.85
1	1	1915	3TD	C4-N3-C2	-4.05	120.21	124.61
1	1	2030	6MZ	C9-N6-C6	-4.01	119.42	122.87
7	7	54	5MU	N3-C2-N1	3.94	120.12	114.89
1	1	1618	6MZ	C2-N1-C6	3.90	119.93	116.59

*Continued on next page...*

*Continued from previous page...*

Mol	Chain	Res	Type	Atoms	Z	Observed(°)	Ideal(°)
1	1	2552	OMU	N3-C2-N1	3.89	120.05	114.89
1	1	2030	6MZ	C2-N1-C6	3.87	119.91	116.59
7	7	8	4SU	N3-C2-N1	3.85	120.00	114.89
7	7	54	5MU	C5M-C5-C6	-3.77	117.81	122.85
49	q	89	0TD	OD2-CG-CB	3.61	120.94	113.15
1	1	1835	2MG	C5-C6-N1	3.47	120.08	113.95
1	1	2251	OMG	C5-C6-N1	3.45	120.05	113.95
1	1	1962	5MC	C5-C6-N1	-3.40	119.84	123.34
21	M	81	4D4	NE-CZ-NH2	3.40	126.67	120.70
2	2	1207	2MG	C5-C6-N1	3.34	119.85	113.95
2	2	966	2MG	C5-C6-N1	3.32	119.82	113.95
2	2	1516	2MG	C5-C6-N1	3.28	119.74	113.95
1	1	2552	OMU	C5-C4-N3	3.27	119.74	114.84
1	1	2445	2MG	C5-C6-N1	3.27	119.72	113.95
1	1	2503	2MA	N3-C2-N1	-3.26	119.79	125.73
7	7	47	3AU	C5-C4-N3	3.22	119.75	115.50
1	1	2069	G7M	C2-N1-C6	-3.19	119.23	125.10
7	7	47	3AU	C4-N3-C2	-3.18	120.65	124.63
7	7	8	4SU	C5-C4-S4	-3.16	120.40	124.47
2	2	1407	5MC	C5-C6-N1	-3.15	120.10	123.34
2	2	527	G7M	C2-N1-C6	-3.14	119.31	125.10
1	1	2580	PSU	O2-C2-N1	-3.13	119.35	122.79
2	2	967	5MC	C5-C6-N1	-3.11	120.14	123.34
1	1	1618	6MZ	C9-N6-C6	-3.11	120.19	122.87
1	1	1835	2MG	C8-N7-C5	3.09	108.87	102.99
2	2	966	2MG	C8-N7-C5	3.07	108.84	102.99
2	2	1207	2MG	C8-N7-C5	3.03	108.76	102.99
1	1	2030	6MZ	C1'-N9-C4	-2.99	121.39	126.64
1	1	2445	2MG	C8-N7-C5	2.98	108.67	102.99
2	2	1516	2MG	C8-N7-C5	2.98	108.67	102.99
1	1	2251	OMG	C2-N1-C6	-2.96	119.66	125.10
1	1	1618	6MZ	C1'-N9-C4	-2.95	121.46	126.64
7	7	46	G7M	C2-N1-C6	-2.89	119.78	125.10
7	7	37	MIA	N3-C2-N1	-2.85	121.74	126.98
1	1	2552	OMU	O4-C4-C5	-2.80	120.23	125.16
7	7	37	MIA	C2-N3-C4	2.80	119.18	115.32
4	4	347	PSU	O2-C2-N1	-2.76	119.75	122.79
1	1	2457	PSU	O2-C2-N1	-2.75	119.76	122.79
4	4	341	5MU	O4-C4-N3	-2.74	114.87	120.12
2	2	516	PSU	O2-C2-N1	-2.70	119.82	122.79
1	1	1917	PSU	O2-C2-N1	-2.64	119.89	122.79
1	1	1917	PSU	O4'-C1'-C2'	2.63	108.86	105.14

*Continued on next page...*

*Continued from previous page...*

Mol	Chain	Res	Type	Atoms	Z	Observed(°)	Ideal(°)
1	1	2605	PSU	O2-C2-N1	-2.63	119.89	122.79
1	1	745	1MG	C8-N7-C5	2.61	107.97	102.99
1	1	955	PSU	O2-C2-N1	-2.59	119.93	122.79
1	1	2504	PSU	O2-C2-N1	-2.59	119.93	122.79
7	7	39	PSU	O2-C2-N1	-2.59	119.94	122.79
1	1	747	5MU	O4-C4-N3	-2.59	115.15	120.12
1	1	1939	5MU	O4-C4-N3	-2.59	115.15	120.12
7	7	55	PSU	O2-C2-N1	-2.59	119.94	122.79
1	1	746	PSU	O2-C2-N1	-2.56	119.98	122.79
1	1	1911	PSU	O2-C2-N1	-2.55	119.99	122.79
7	7	32	PSU	O2-C2-N1	-2.54	119.99	122.79
1	1	2580	PSU	C6-N1-C2	-2.54	120.08	122.68
1	1	2251	OMG	C8-N7-C5	2.54	107.82	102.99
4	4	342	PSU	O2-C2-N1	-2.53	120.00	122.79
4	4	341	5MU	O2-C2-N1	-2.48	119.49	122.79
21	M	81	4D4	CB-CA-C	-2.45	107.85	111.77
1	1	2580	PSU	O4'-C1'-C2'	2.44	108.59	105.14
4	4	342	PSU	C6-N1-C2	-2.39	120.24	122.68
7	7	37	MIA	C16-C14-C15	2.37	119.85	114.60
1	1	745	1MG	O6-C6-C5	-2.37	120.00	124.19
1	1	1939	5MU	O2-C2-N1	-2.37	119.64	122.79
1	1	747	5MU	O2-C2-N1	-2.33	119.69	122.79
7	7	54	5MU	C1'-N1-C2	2.31	121.76	117.57
49	q	89	0TD	OD1-CG-CB	-2.31	117.60	122.44
7	7	39	PSU	C6-N1-C2	-2.31	120.32	122.68
1	1	1917	PSU	C6-N1-C2	-2.30	120.33	122.68
1	1	955	PSU	C6-N1-C2	-2.29	120.34	122.68
1	1	2504	PSU	C6-N1-C2	-2.24	120.39	122.68
1	1	1835	2MG	O6-C6-C5	-2.23	120.01	124.37
4	4	347	PSU	C6-N1-C2	-2.23	120.40	122.68
2	2	1402	4OC	C6-C5-C4	2.23	119.69	116.96
1	1	2605	PSU	C6-N1-C2	-2.22	120.42	122.68
1	1	2251	OMG	O6-C6-C5	-2.22	120.05	124.37
21	M	81	4D4	O-C-CA	-2.21	118.98	124.78
1	1	2445	2MG	O6-C6-C5	-2.21	120.06	124.37
2	2	966	2MG	O6-C6-C5	-2.20	120.08	124.37
7	7	32	PSU	C6-N1-C2	-2.19	120.44	122.68
2	2	1207	2MG	O6-C6-C5	-2.17	120.13	124.37
1	1	746	PSU	C6-N1-C2	-2.17	120.47	122.68
1	1	1962	5MC	CM5-C5-C6	-2.16	119.97	122.85
7	7	55	PSU	C6-N1-C2	-2.15	120.48	122.68
2	2	1516	2MG	O6-C6-C5	-2.15	120.17	124.37

*Continued on next page...*

*Continued from previous page...*

Mol	Chain	Res	Type	Atoms	Z	Observed(°)	Ideal(°)
2	2	516	PSU	C6-N1-C2	-2.15	120.49	122.68
1	1	2503	2MA	CM2-C2-N1	2.15	120.50	117.15
1	1	1915	3TD	C6-C5-C4	2.14	119.70	118.22
1	1	2457	PSU	C6-N1-C2	-2.11	120.53	122.68
1	1	1911	PSU	C6-N1-C2	-2.11	120.53	122.68
7	7	54	5MU	O4-C4-N3	-2.10	116.09	120.12
2	2	1498	UR3	C6-N1-C2	-2.10	119.91	121.79
7	7	32	PSU	O4'-C1'-C2'	2.08	108.08	105.14
2	2	1516	2MG	CM2-N2-C2	-2.07	119.29	123.86
1	1	2552	OMU	O2-C2-N1	-2.07	120.04	122.79
4	4	347	PSU	C6-C5-C4	2.07	119.64	118.20
2	2	1407	5MC	CM5-C5-C6	-2.05	120.11	122.85
1	1	746	PSU	C6-C5-C4	2.00	119.60	118.20

There are no chirality outliers.

All (56) torsion outliers are listed below:

Mol	Chain	Res	Type	Atoms
21	M	81	4D4	C-CA-CB-OB
21	M	81	4D4	C-CA-CB-CG
21	M	81	4D4	N-CA-CB-OB
21	M	81	4D4	N-CA-CB-CG
49	q	89	0TD	CG-CB-SB-CSB
49	q	89	0TD	CA-CB-CG-OD2
49	q	89	0TD	CA-CB-CG-OD1
1	1	1618	6MZ	N1-C6-N6-C9
1	1	1915	3TD	C3'-C4'-C5'-O5'
1	1	1915	3TD	O4'-C4'-C5'-O5'
1	1	2030	6MZ	N1-C6-N6-C9
1	1	2030	6MZ	C3'-C4'-C5'-O5'
1	1	2069	G7M	O4'-C4'-C5'-O5'
1	1	2251	OMG	O4'-C4'-C5'-O5'
1	1	2445	2MG	C3'-C4'-C5'-O5'
2	2	527	G7M	O4'-C4'-C5'-O5'
2	2	527	G7M	C3'-C4'-C5'-O5'
2	2	966	2MG	O4'-C4'-C5'-O5'
2	2	1518	MA6	C3'-C4'-C5'-O5'
7	7	37	MIA	C5-C6-N6-C12
7	7	46	G7M	O4'-C4'-C5'-O5'
7	7	47	3AU	N3-C10-C11-C12
1	1	2503	2MA	O4'-C4'-C5'-O5'
2	2	966	2MG	C3'-C4'-C5'-O5'

*Continued on next page...*

*Continued from previous page...*

Mol	Chain	Res	Type	Atoms
2	2	1498	UR3	O4'-C4'-C5'-O5'
2	2	1518	MA6	O4'-C4'-C5'-O5'
7	7	46	G7M	C3'-C4'-C5'-O5'
1	1	2251	OMG	C3'-C4'-C5'-O5'
1	1	2498	OMC	C3'-C4'-C5'-O5'
1	1	2498	OMC	O4'-C4'-C5'-O5'
2	2	1498	UR3	C3'-C4'-C5'-O5'
1	1	2503	2MA	C3'-C4'-C5'-O5'
4	4	341	5MU	O4'-C4'-C5'-O5'
7	7	37	MIA	N1-C6-N6-C12
1	1	2030	6MZ	C4'-C5'-O5'-P
1	1	2445	2MG	O4'-C4'-C5'-O5'
2	2	1519	MA6	C3'-C4'-C5'-O5'
1	1	2030	6MZ	O4'-C4'-C5'-O5'
2	2	1519	MA6	O4'-C4'-C5'-O5'
4	4	341	5MU	C3'-C4'-C5'-O5'
1	1	2504	PSU	O4'-C4'-C5'-O5'
1	1	1618	6MZ	C5-C6-N6-C9
7	7	8	4SU	C4'-C5'-O5'-P
4	4	342	PSU	C4'-C5'-O5'-P
1	1	2503	2MA	C4'-C5'-O5'-P
1	1	746	PSU	O4'-C1'-C5-C4
1	1	1915	3TD	O4'-C1'-C5-C4
1	1	2445	2MG	C4'-C5'-O5'-P
49	q	89	0TD	CA-CB-SB-CSB
49	q	89	0TD	SB-CB-CG-OD2
1	1	747	5MU	C4'-C5'-O5'-P
1	1	2504	PSU	C3'-C4'-C5'-O5'
1	1	746	PSU	O4'-C1'-C5-C6
1	1	1915	3TD	O4'-C1'-C5-C6
4	4	342	PSU	C3'-C4'-C5'-O5'
1	1	2251	OMG	C4'-C5'-O5'-P

There are no ring outliers.

No monomer is involved in short contacts.

## 5.5 Carbohydrates

There are no oligosaccharides in this entry.

## 5.6 Ligand geometry

Of 195 ligands modelled in this entry, 193 are monoatomic - leaving 2 for Mogul analysis.

In the following table, the Counts columns list the number of bonds (or angles) for which Mogul statistics could be retrieved, the number of bonds (or angles) that are observed in the model and the number of bonds (or angles) that are defined in the Chemical Component Dictionary. The Link column lists molecule types, if any, to which the group is linked. The Z score for a bond length (or angle) is the number of standard deviations the observed value is removed from the expected value. A bond length (or angle) with  $|Z| > 2$  is considered an outlier worth inspection. RMSZ is the root-mean-square of all Z scores of the bond lengths (or angles).

Mol	Type	Chain	Res	Link	Bond lengths			Bond angles		
					Counts	RMSZ	# $ Z  > 2$	Counts	RMSZ	# $ Z  > 2$
61	GDP	6	402	-	24,30,30	0.95	1 (4%)	30,47,47	1.29	4 (13%)
60	KIR	6	401	-	56,59,59	1.08	4 (7%)	62,84,84	1.09	4 (6%)

In the following table, the Chirals column lists the number of chiral outliers, the number of chiral centers analysed, the number of these observed in the model and the number defined in the Chemical Component Dictionary. Similar counts are reported in the Torsion and Rings columns. '-' means no outliers of that kind were identified.

Mol	Type	Chain	Res	Link	Chirals	Torsions	Rings
61	GDP	6	402	-	-	1/12/32/32	0/3/3/3
60	KIR	6	401	-	-	22/54/98/98	0/3/3/3

All (5) bond length outliers are listed below:

Mol	Chain	Res	Type	Atoms	Z	Observed(Å)	Ideal(Å)
60	6	401	KIR	C37-C36	-4.13	1.32	1.44
60	6	401	KIR	C23-C22	-3.55	1.32	1.43
60	6	401	KIR	C2-N1	3.39	1.38	1.33
61	6	402	GDP	C6-N1	-2.43	1.34	1.37
60	6	401	KIR	C8-C7	-2.26	1.42	1.48

All (8) bond angle outliers are listed below:

Mol	Chain	Res	Type	Atoms	Z	Observed(°)	Ideal(°)
60	6	401	KIR	C11-C10-C9	3.73	131.10	123.47
61	6	402	GDP	PA-O3A-PB	-3.49	120.84	132.83
60	6	401	KIR	C20-C21-C22	3.44	122.41	119.13
61	6	402	GDP	C3'-C2'-C1'	3.11	105.66	100.98
60	6	401	KIR	C6-N1-C2	2.96	123.52	116.43
60	6	401	KIR	C5-C6-N1	-2.74	120.56	123.96

*Continued on next page...*



*Continued from previous page...*

Mol	Chain	Res	Type	Atoms	Z	Observed(°)	Ideal(°)
61	6	402	GDP	C8-N7-C5	2.36	107.50	102.99
61	6	402	GDP	C5-C6-N1	2.34	118.09	113.95

There are no chirality outliers.

All (23) torsion outliers are listed below:

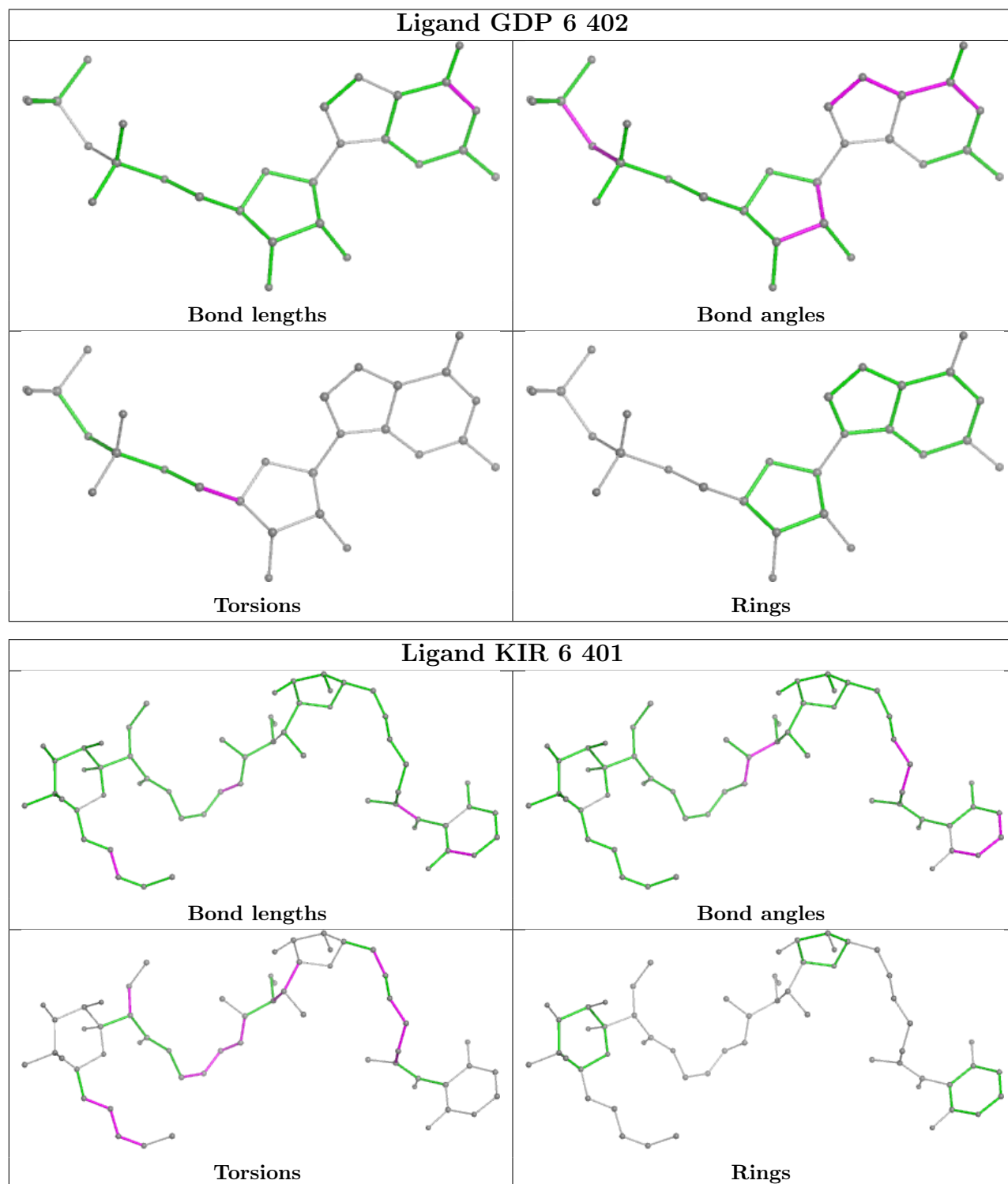
Mol	Chain	Res	Type	Atoms
60	6	401	KIR	C17-C19-C20-O20
60	6	401	KIR	C20-C21-C22-C23
60	6	401	KIR	C44-C21-C22-C23
60	6	401	KIR	C22-C23-C24-C25
60	6	401	KIR	C9-C10-C11-C12
60	6	401	KIR	C11-C12-C13-C14
60	6	401	KIR	C16-C17-C19-C20
60	6	401	KIR	C16-C17-C19-C42
60	6	401	KIR	O18-C17-C19-C20
60	6	401	KIR	O18-C17-C19-C42
60	6	401	KIR	C27-C28-C45-C46
60	6	401	KIR	C29-C28-C45-C46
60	6	401	KIR	C33-C35-C36-C37
60	6	401	KIR	C36-C37-C38-C39
60	6	401	KIR	C21-C22-C23-C24
60	6	401	KIR	C42-C19-C20-O20
60	6	401	KIR	C11-C10-C9-C8
60	6	401	KIR	C41-C8-C9-C10
60	6	401	KIR	C7-C8-C9-C10
60	6	401	KIR	C23-C24-C25-N26
60	6	401	KIR	C42-C19-C20-C21
60	6	401	KIR	C35-C36-C37-C38
61	6	402	GDP	C3'-C4'-C5'-O5'

There are no ring outliers.

No monomer is involved in short contacts.

The following is a two-dimensional graphical depiction of Mogul quality analysis of bond lengths, bond angles, torsion angles, and ring geometry for all instances of the Ligand of Interest. In addition, ligands with molecular weight > 250 and outliers as shown on the validation Tables will also be included. For torsion angles, if less than 5% of the Mogul distribution of torsion angles is within 10 degrees of the torsion angle in question, then that torsion angle is considered an outlier. Any bond that is central to one or more torsion angles identified as an outlier by Mogul will be highlighted in the graph. For rings, the root-mean-square deviation (RMSD) between the ring in question and similar rings identified by Mogul is calculated over all ring torsion angles. If the

average RMSD is greater than 60 degrees and the minimal RMSD between the ring in question and any Mogul-identified rings is also greater than 60 degrees, then that ring is considered an outlier. The outliers are highlighted in purple. The color gray indicates Mogul did not find sufficient equivalents in the CSD to analyse the geometry.



## 5.7 Other polymers [i](#)

There are no such residues in this entry.

## 5.8 Polymer linkage issues [i](#)

There are no chain breaks in this entry.